


Dashboard		Monthly Dispositions Summary		Jan --- Apr Dispositions					
<p><b>Court:</b> Virginia Circuit  <b>Start/End Date:</b> Jan-23 / Apr-24  <b>2023 Average Month:</b> 36,508  <b>Jan-Apr 2023:</b> 157,873  <b>Dispositions Trending:</b> ▼</p>	<p><b>Circuit/Court ID:</b> 0 200999  <b>Type of Case:</b> Dispositions  <b>2024 Average Month:</b> 38,233  <b>Jan-Apr 2024 :</b> 152,931  <b>Overall AVG. Month:</b> 36,939</p>	 <p>Jan 23 - Apr 24</p>		<table border="1" style="margin: auto;"> <tr> <td style="text-align: center; width: 50px;"><b>152,931</b></td> <td style="text-align: center; width: 50px;"><b>157,873</b></td> </tr> <tr> <td style="text-align: center;">2024</td> <td style="text-align: center;">2023</td> </tr> </table>		<b>152,931</b>	<b>157,873</b>	2024	2023
<b>152,931</b>	<b>157,873</b>								
2024	2023								

Dispositions by Division																
Divisions		Jan	Feb	Mar	Apr	May	Jun	Jul	Aug	Sep	Oct	Nov	Dec	Thru Apr	% Change	Total
<b>Total</b>	2024	37,263	38,077	39,617	37,974	-	-	-	-	-	-	-	-	152,931	-3%	152,931
	2023	40,148	37,366	44,179	36,180	36,786	38,054	32,760	38,159	32,861	35,783	32,471	33,347	157,873	▼	438,094
<b>Civil</b>	2024	5,036	5,481	5,806	5,764	-	-	-	-	-	-	-	-	22,087	7%	22,087
	2023	5,112	4,920	5,681	4,956	5,580	5,280	5,090	5,366	4,765	5,048	4,880	4,561	20,669	▲	61,239
<b>Criminal</b>	2024	14,055	15,007	15,755	14,130	-	-	-	-	-	-	-	-	58,947	4%	58,947
	2023	14,315	13,241	15,888	13,247	13,467	15,277	12,583	15,587	13,953	14,697	12,860	12,503	56,691	▲	167,618
<b>Concealed Handgun Permits</b>	2024	10,150	10,263	10,876	10,090	-	-	-	-	-	-	-	-	41,379	-16%	41,379
	2023	12,416	11,947	14,145	10,842	9,989	9,422	7,803	8,941	7,808	8,783	8,956	7,895	49,350	▼	118,947
<b>Miscellaneous/ Other</b>	2024	7,934	7,250	7,112	7,925	-	-	-	-	-	-	-	-	30,221	-2%	30,221
	2023	8,267	7,216	8,419	7,092	7,706	8,032	7,264	8,190	6,301	7,216	5,726	8,339	30,994	▼	89,768
<b>Others</b>	2024	88	76	68	65	-	-	-	-	-	-	-	-	297	76%	297
	2023	38	42	46	43	44	43	20	75	34	39	49	49	169	▲	522

Dispositions by Case Category																
Case Categories		Jan	Feb	Mar	Apr	May	Jun	Jul	Aug	Sep	Oct	Nov	Dec	Thru Apr	% Change	Total
<b>Administrative Law</b>	2024	36	42	33	52	-	-	-	-	-	-	-	-	163	36%	163
	2023	27	34	25	34	25	36	32	27	27	44	28	20	120	▲	359
<b>Capital Murder</b>	2024	14	21	12	6	-	-	-	-	-	-	-	-	53	18%	53
	2023	20	6	13	6	8	11	14	8	10	12	9	6	45	▲	123
<b>Contested Divorce</b>	2024	545	560	620	683	-	-	-	-	-	-	-	-	2,408	-4%	2,408
	2023	594	589	673	659	736	629	633	653	556	563	572	610	2,515	▼	7,467
<b>Domestic and Family - Level 1</b>	2024	582	537	580	713	-	-	-	-	-	-	-	-	2,412	-11%	2,412
	2023	695	741	715	565	603	714	579	741	599	696	592	553	2,716	▼	7,793
<b>Domestic and Family - Level 2</b>	2024	329	380	568	483	-	-	-	-	-	-	-	-	1,760	51%	1,760
	2023	331	248	330	254	281	314	256	334	285	324	390	311	1,163	▲	3,658
<b>Felonies and Related Matters</b>	2024	9,444	10,053	10,798	9,470	-	-	-	-	-	-	-	-	39,765	4%	39,765
	2023	9,615	8,997	10,662	9,102	9,008	10,394	8,390	10,374	9,233	9,923	8,537	8,209	38,376	▲	112,444
<b>General Civil</b>	2024	5	5	10	29	-	-	-	-	-	-	-	-	49	40%	49
	2023	27	8	-	-	8	4	3	15	12	4	7	4	35	▲	92
<b>General Civil - Level 1</b>	2024	62	448	537	226	-	-	-	-	-	-	-	-	1,273	319%	1,273
	2023	88	74	67	75	87	81	111	98	69	62	71	77	304	▲	960
<b>General Civil - Level 2</b>	2024	1,223	1,138	1,176	1,375	-	-	-	-	-	-	-	-	4,912	9%	4,912
	2023	1,158	1,055	1,259	1,029	1,217	1,110	976	1,097	1,050	1,107	1,068	969	4,501	▲	13,095
<b>General Civil - Level 3</b>	2024	912	935	908	918	-	-	-	-	-	-	-	-	3,673	0%	3,673
	2023	915	858	1,023	869	997	892	999	972	789	952	861	692	3,665	▲	10,819
<b>Miscellaneous Civil</b>	2024	14,079	13,804	14,424	14,055	-	-	-	-	-	-	-	-	56,362	-14%	56,362
	2023	16,473	15,542	18,576	14,736	14,016	14,160	11,981	13,198	11,060	12,507	11,778	10,982	65,327	▼	165,009
<b>Misdemeanor</b>	2024	3,587	3,815	3,833	3,553	-	-	-	-	-	-	-	-	14,788	4%	14,788
	2023	3,679	3,319	4,061	3,130	3,330	3,602	3,080	4,003	3,588	3,651	3,280	3,272	14,189	▲	41,995
<b>Other</b>	2024	3,783	3,561	3,309	3,517	-	-	-	-	-	-	-	-	14,170	3%	14,170
	2023	3,856	3,382	3,624	2,920	3,427	3,030	2,805	3,599	2,820	3,107	2,693	5,079	13,782	▲	40,342
<b>Other Criminally Related Matters</b>	2024	1,096	1,203	1,189	1,170	-	-	-	-	-	-	-	-	4,658	5%	4,658
	2023	1,088	995	1,243	1,094	1,190	1,361	1,173	1,312	1,197	1,203	1,109	1,064	4,420	▲	14,029
<b>Probates/Wills &amp; Trusts - Level 1</b>	2024	19	32	32	32	-	-	-	-	-	-	-	-	115	53%	115
	2023	17	27	18	13	27	23	27	32	35	24	17	24	75	▲	284
<b>Probates/Wills &amp; Trusts - Level 2</b>	2024	188	210	205	202	-	-	-	-	-	-	-	-	805	-11%	805
	2023	210	217	241	232	242	256	214	243	180	236	153	198	900	▼	2,622
<b>Protective Orders</b>	2024	23	23	22	16	-	-	-	-	-	-	-	-	84	45%	84
	2023	8	15	19	16	18	32	20	20	20	20	17	28	58	▲	233
<b>Uncontested Divorce</b>	2024	1,336	1,310	1,361	1,474	-	-	-	-	-	-	-	-	5,481	-4%	5,481
	2023	1,347	1,259	1,630	1,446	1,566	1,405	1,467	1,433	1,331	1,348	1,289	1,249	5,682	▼	16,770


This report reflects data in the case management system. Numbers will update accordingly as reports are refreshed and posted.

Dashboard

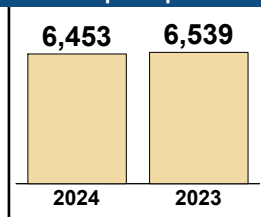
**Court:** Chesapeake Circuit  
**Start/End Date:** Jan-23 / Apr-24  
**2023 Average Month:** 1,581  
**Jan-Apr 2023:** 6,539  
**Dispositions Trending:** ⇄

**Circuit/Court ID:** 1 201550  
**Type of Case:** Dispositions  
**2024 Average Month:** 1,613  
**Jan-Apr 2024 :** 6,453  
**Overall AVG. Month:** 1,589

Monthly Dispositions Summary



Jan --- Apr Dispositions



Dispositions by Division

Divisions		Jan	Feb	Mar	Apr	May	Jun	Jul	Aug	Sep	Oct	Nov	Dec	Thru Apr	% Change	Total
<b>Total</b>	2024	1,595	1,344	1,687	1,827	-	-	-	-	-	-	-	-	6,453	-1%	6,453
	2023	1,522	1,676	1,861	1,480	1,470	1,739	1,399	1,747	1,539	1,642	1,277	1,614	6,539	▼	18,966
<b>Civil</b>	2024	188	180	206	194	-	-	-	-	-	-	-	-	768	-18%	768
	2023	214	237	255	226	290	256	228	243	243	247	207	205	932	▼	2,851
<b>Criminal</b>	2024	483	635	722	495	-	-	-	-	-	-	-	-	2,335	0%	2,335
	2023	574	518	696	539	497	725	528	629	610	707	485	475	2,327	▲	6,983
<b>Concealed Handgun Permits</b>	2024	516	217	377	407	-	-	-	-	-	-	-	-	1,517	-16%	1,517
	2023	365	572	486	379	265	355	190	353	312	232	279	232	1,802	▼	4,020
<b>Miscellaneous/ Other</b>	2024	407	312	382	731	-	-	-	-	-	-	-	-	1,832	24%	1,832
	2023	369	347	424	336	417	402	453	521	374	455	305	700	1,476	▲	5,103
<b>Others</b>	2024	1	-	-	-	-	-	-	-	-	-	-	-	1	-50%	1
	2023	-	2	-	-	1	1	-	1	-	1	1	2	2	▼	9

Dispositions by Case Category

Case Categories		Jan	Feb	Mar	Apr	May	Jun	Jul	Aug	Sep	Oct	Nov	Dec	Thru Apr	% Change	Total
<b>Administrative Law</b>	2024	1	1	-	-	-	-	-	-	-	-	-	-	2	-50%	2
	2023	1	2	1	-	3	2	1	1	2	4	-	1	4	▼	18
<b>Capital Murder</b>	2024	1	-	1	-	-	-	-	-	-	-	-	-	2	100%	2
	2023	1	-	-	-	-	-	1	-	-	-	1	-	1	▲	3
<b>Contested Divorce</b>	2024	19	29	46	23	-	-	-	-	-	-	-	-	117	-25%	117
	2023	33	36	41	46	45	55	37	41	37	38	37	42	156	▼	488
<b>Domestic and Family - Level 1</b>	2024	27	25	17	26	-	-	-	-	-	-	-	-	95	-34%	95
	2023	31	43	28	41	40	34	33	39	63	26	29	31	143	▼	438
<b>Domestic and Family - Level 2</b>	2024	6	5	5	11	-	-	-	-	-	-	-	-	27	-21%	27
	2023	8	7	14	5	11	11	11	13	6	8	13	10	34	▼	117
<b>Felonies and Related Matters</b>	2024	319	475	576	331	-	-	-	-	-	-	-	-	1,701	10%	1,701
	2023	384	360	454	355	336	523	362	435	410	536	344	322	1,553	▲	4,821
<b>General Civil - Level 1</b>	2024	3	5	2	1	-	-	-	-	-	-	-	-	11	120%	11
	2023	-	2	2	1	7	1	2	1	3	4	2	-	5	▲	25
<b>General Civil - Level 2</b>	2024	44	20	28	39	-	-	-	-	-	-	-	-	131	-7%	131
	2023	34	24	47	36	52	30	47	35	43	74	44	31	141	▼	497
<b>General Civil - Level 3</b>	2024	25	5	8	35	-	-	-	-	-	-	-	-	73	7%	73
	2023	12	19	26	11	28	17	24	15	10	44	18	10	68	▲	234
<b>Miscellaneous Civil</b>	2024	611	290	464	497	-	-	-	-	-	-	-	-	1,862	-21%	1,862
	2023	494	722	625	513	379	527	353	509	409	318	388	357	2,354	▼	5,594
<b>Misdemeanor</b>	2024	128	124	108	130	-	-	-	-	-	-	-	-	490	-22%	490
	2023	152	123	196	161	128	166	138	150	172	146	108	122	632	▼	1,762
<b>Other</b>	2024	292	233	294	608	-	-	-	-	-	-	-	-	1,427	65%	1,427
	2023	232	196	253	186	298	219	257	356	268	314	180	574	867	▲	3,333
<b>Other Criminally Related Matters</b>	2024	35	36	43	35	-	-	-	-	-	-	-	-	149	-3%	149
	2023	37	38	55	24	35	36	34	44	29	26	33	33	154	▼	424
<b>Probates/Wills &amp; Trusts - Level 1</b>	2024	1	3	1	1	-	-	-	-	-	-	-	-	6	-25%	6
	2023	-	4	2	2	-	-	1	3	3	1	2	2	8	▼	20
<b>Probates/Wills &amp; Trusts - Level 2</b>	2024	11	11	10	4	-	-	-	-	-	-	-	-	36	20%	36
	2023	6	8	8	8	12	7	9	6	9	11	6	5	30	▲	95
<b>Uncontested Divorce</b>	2024	72	82	84	86	-	-	-	-	-	-	-	-	324	-17%	324
	2023	97	92	109	91	96	111	89	99	75	92	72	74	389	▼	1,097

Dashboard				Monthly Dispositions Summary				Jan --- Apr Dispositions			
<b>Court:</b> Accomack Circuit		<b>Circuit/Court ID:</b> 2 202001		<p>Jan 23 - Apr 24</p>				<p>587 2024 vs 551 2023</p>			
<b>Start/End Date:</b> Jan-23 / Apr-24		<b>Type of Case:</b> Dispositions									
<b>2023 Average Month:</b> 127		<b>2024 Average Month:</b> 147									
<b>Jan-Apr 2023:</b> 551		<b>Jan-Apr 2024 :</b> 587									
<b>Dispositions Trending:</b> ▲				<b>Overall AVG. Month:</b> 132							

Dispositions by Division																
Divisions		Jan	Feb	Mar	Apr	May	Jun	Jul	Aug	Sep	Oct	Nov	Dec	Thru Apr	% Change	Total
<b>Total</b>	2024	110	158	154	165	-	-	-	-	-	-	-	-	587	7%	587
	2023	143	95	149	164	109	164	115	153	75	91	135	134	551	▲	1,527
<b>Civil</b>	2024	8	10	37	8	-	-	-	-	-	-	-	-	63	19%	63
	2023	7	15	10	21	14	5	7	14	5	12	16	12	53	▲	138
<b>Criminal</b>	2024	60	111	26	82	-	-	-	-	-	-	-	-	279	58%	279
	2023	31	44	45	57	24	102	59	80	42	44	43	53	177	▲	624
<b>Concealed Handgun Permits</b>	2024	28	26	54	65	-	-	-	-	-	-	-	-	173	-40%	173
	2023	97	32	80	78	59	45	30	45	20	26	67	59	287	▼	638
<b>Miscellaneous/ Other</b>	2024	14	11	37	10	-	-	-	-	-	-	-	-	72	112%	72
	2023	8	4	14	8	12	12	19	14	8	9	9	10	34	▲	127

Dispositions by Case Category																
Case Categories		Jan	Feb	Mar	Apr	May	Jun	Jul	Aug	Sep	Oct	Nov	Dec	Thru Apr	% Change	Total
<b>Administrative Law</b>	2024	-	1	-	-	-	-	-	-	-	-	-	-	1	1	1
	2023	-	-	-	-	-	-	1	-	-	-	-	-	-	0	↔
<b>Capital Murder</b>	2024	2	-	-	-	-	-	-	-	-	-	-	-	2	2	2
	2023	-	-	-	-	-	-	1	-	-	-	-	-	-	0	↔
<b>Contested Divorce</b>	2024	1	-	7	5	-	-	-	-	-	-	-	-	13	63%	13
	2023	-	3	2	3	3	2	-	3	1	2	4	2	8	▲	25
<b>Domestic and Family - Level 1</b>	2024	-	-	-	1	-	-	-	-	-	-	-	-	1	-75%	1
	2023	-	2	2	-	-	-	-	1	-	1	-	-	1	4	▼
<b>Domestic and Family - Level 2</b>	2024	-	-	-	-	-	-	-	-	-	-	-	-	0	0	0
	2023	-	-	-	-	1	1	-	-	2	-	2	-	0	↔	6
<b>Felonies and Related Matters</b>	2024	42	31	20	53	-	-	-	-	-	-	-	-	146	29%	146
	2023	22	26	31	34	22	69	36	60	26	22	35	32	113	▲	415
<b>General Civil - Level 1</b>	2024	1	-	-	-	-	-	-	-	-	-	-	-	1	1	1
	2023	-	-	-	-	-	-	-	-	-	1	-	-	0	↔	1
<b>General Civil - Level 2</b>	2024	3	1	11	4	-	-	-	-	-	-	-	-	19	280%	19
	2023	1	2	2	-	2	1	1	4	-	2	2	-	5	▲	17
<b>General Civil - Level 3</b>	2024	8	4	15	-	-	-	-	-	-	-	-	-	27	13%	27
	2023	5	3	5	11	6	2	6	7	4	2	5	5	24	▲	61
<b>Miscellaneous Civil</b>	2024	36	36	75	71	-	-	-	-	-	-	-	-	218	-30%	218
	2023	103	35	91	84	68	53	46	52	25	32	72	66	313	▼	727
<b>Misdemeanor</b>	2024	15	70	7	25	-	-	-	-	-	-	-	-	117	109%	117
	2023	8	12	14	22	3	28	13	14	14	17	9	15	56	▲	169
<b>Other</b>	2024	-	-	2	1	-	-	-	-	-	-	-	-	3	3	3
	2023	-	-	-	-	-	-	-	1	-	-	-	-	0	↔	2
<b>Other Criminally Related Matters</b>	2024	1	10	-	4	-	-	-	-	-	-	-	-	15	67%	15
	2023	2	6	-	1	-	6	9	6	2	5	-	6	9	▲	43
<b>Probates/Wills &amp; Trusts - Level 2</b>	2024	-	-	-	-	-	-	-	-	-	-	-	-	0	-100%	0
	2023	1	-	-	-	-	-	-	-	1	-	1	-	1	▼	3
<b>Protective Orders</b>	2024	-	-	-	-	-	-	-	-	-	-	-	-	0	-100%	0
	2023	-	-	-	1	-	-	-	-	-	-	-	-	1	▼	1
<b>Uncontested Divorce</b>	2024	1	5	17	1	-	-	-	-	-	-	-	-	24	41%	24
	2023	1	6	2	8	4	2	2	4	1	6	6	6	17	▲	48

This report reflects data in the case management system. Numbers will update accordingly as reports are refreshed and posted.

Dashboard		Monthly Dispositions Summary		Jan --- Apr Dispositions	
<p><b>Court:</b> Northampton Circuit  <b>Start/End Date:</b> Jan-23 / Apr-24  <b>2023 Average Month:</b> 115  <b>Jan-Apr 2023:</b> 403  <b>Dispositions Trending:</b> ▲</p>	<p><b>Circuit/Court ID:</b> 2 202131  <b>Type of Case:</b> Dispositions  <b>2024 Average Month:</b> 129  <b>Jan-Apr 2024 :</b> 515  <b>Overall AVG. Month:</b> 119</p>	<p style="text-align: center; font-weight: bold;">Jan 23 - Apr 24</p>		<div style="display: flex; justify-content: space-around; align-items: center;"> <div style="text-align: center;"> <p style="font-size: 24px; font-weight: bold;">515</p> <p style="font-size: 12px;">2024</p> </div> <div style="text-align: center;"> <p style="font-size: 24px; font-weight: bold;">403</p> <p style="font-size: 12px;">2023</p> </div> </div>	

Dispositions by Division																
Divisions		Jan	Feb	Mar	Apr	May	Jun	Jul	Aug	Sep	Oct	Nov	Dec	Thru Apr	% Change	Total
<b>Total</b>	2024	106	162	130	117	-	-	-	-	-	-	-	-	515	28%	515
	2023	151	81	104	67	168	84	137	79	137	128	170	77	403	▲	1,383
<b>Civil</b>	2024	5	23	15	19	-	-	-	-	-	-	-	-	62	195%	62
	2023	3	10	2	6	4	5	1	2	22	5	8	8	21	▲	76
<b>Criminal</b>	2024	75	99	74	64	-	-	-	-	-	-	-	-	312	8%	312
	2023	116	49	84	40	142	66	122	49	92	101	132	51	289	▲	1,044
<b>Concealed Handgun Permits</b>	2024	14	21	24	18	-	-	-	-	-	-	-	-	77	3%	77
	2023	29	15	14	17	18	11	10	24	15	15	28	16	75	▲	212
<b>Miscellaneous/ Other</b>	2024	12	18	17	16	-	-	-	-	-	-	-	-	63	250%	63
	2023	3	7	4	4	4	2	4	4	8	7	2	2	18	▲	51
<b>Others</b>	2024	-	1	-	-	-	-	-	-	-	-	-	-	1	1	1
	2023	-	-	-	-	-	-	-	-	-	-	-	-	0	↔	0

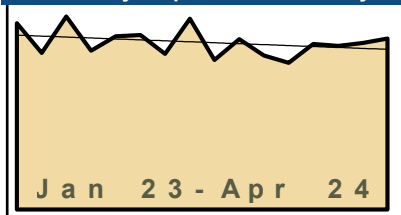
Dispositions by Case Category																
Case Categories		Jan	Feb	Mar	Apr	May	Jun	Jul	Aug	Sep	Oct	Nov	Dec	Thru Apr	% Change	Total
<b>Administrative Law</b>	2024	-	-	-	1	-	-	-	-	-	-	-	-	1	-67%	1
	2023	-	2	-	1	-	-	-	-	-	-	-	-	3	▼	3
<b>Capital Murder</b>	2024	-	-	-	-	-	-	-	-	-	-	-	-	0	0	0
	2023	-	-	-	-	1	-	-	-	-	-	-	1	0	↔	2
<b>Contested Divorce</b>	2024	1	-	-	2	-	-	-	-	-	-	-	-	3	0%	3
	2023	-	2	-	1	1	1	-	-	-	1	-	-	3	↔	8
<b>Domestic and Family - Level 1</b>	2024	-	-	-	-	-	-	-	-	-	-	-	-	0	-100%	0
	2023	-	1	-	-	-	1	-	-	-	-	1	-	1	▼	3
<b>Domestic and Family - Level 2</b>	2024	-	3	1	-	-	-	-	-	-	-	-	-	4	300%	4
	2023	-	1	-	-	-	-	-	-	-	-	-	-	1	▲	1
<b>Felonies and Related Matters</b>	2024	29	56	23	33	-	-	-	-	-	-	-	-	141	29%	141
	2023	22	25	32	30	66	34	66	21	23	60	68	18	109	▲	465
<b>General Civil - Level 2</b>	2024	2	9	13	12	-	-	-	-	-	-	-	-	36	620%	36
	2023	-	2	1	2	-	3	-	1	19	3	7	2	5	▲	40
<b>General Civil - Level 3</b>	2024	2	12	3	8	-	-	-	-	-	-	-	-	25	2,400%	25
	2023	-	-	-	1	1	-	1	1	2	2	1	2	1	▲	11
<b>Miscellaneous Civil</b>	2024	20	27	29	23	-	-	-	-	-	-	-	-	99	10%	99
	2023	32	21	18	19	21	13	13	28	20	21	30	18	90	▲	254
<b>Misdemeanor</b>	2024	33	41	38	30	-	-	-	-	-	-	-	-	142	-10%	142
	2023	82	22	44	10	56	28	44	27	48	36	53	28	158	▼	478
<b>Other</b>	2024	5	7	9	2	-	-	-	-	-	-	-	-	23	23	23
	2023	-	-	-	-	-	-	-	-	-	-	-	-	0	↔	0
<b>Other Criminally Related Matters</b>	2024	13	2	13	3	-	-	-	-	-	-	-	-	31	29%	31
	2023	13	2	8	1	20	4	12	1	21	5	10	5	24	▲	102
<b>Probates/Wills &amp; Trusts - Level 1</b>	2024	-	2	-	-	-	-	-	-	-	-	-	-	2	2	2
	2023	-	-	-	-	-	-	-	-	-	-	-	-	0	↔	0
<b>Probates/Wills &amp; Trusts - Level 2</b>	2024	-	2	-	-	-	-	-	-	-	-	-	-	2	2	2
	2023	-	-	-	-	-	-	-	-	-	-	-	1	0	↔	1
<b>Uncontested Divorce</b>	2024	1	1	1	3	-	-	-	-	-	-	-	-	6	-25%	6
	2023	2	3	1	2	2	-	1	-	3	-	-	1	8	▼	15

Dashboard

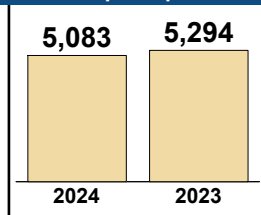
**Court:** Virginia Beach Circuit  
**Start/End Date:** Jan-23 / Apr-24  
**2023 Average Month:** 1,276  
**Jan-Apr 2023:** 5,294  
**Dispositions Trending:** ▼

**Circuit/Court ID:** 2 202810  
**Type of Case:** Dispositions  
**2024 Average Month:** 1,271  
**Jan-Apr 2024 :** 5,083  
**Overall AVG. Month:** 1,275

Monthly Dispositions Summary



Jan --- Apr Dispositions



Dispositions by Division

Divisions		Jan	Feb	Mar	Apr	May	Jun	Jul	Aug	Sep	Oct	Nov	Dec	Thru Apr	% Change	Total
<b>Total</b>	2024	1,263	1,247	1,270	1,303	-	-	-	-	-	-	-	-	5,083	-4%	5,083
	2023	1,419	1,193	1,471	1,211	1,320	1,330	1,186	1,455	1,141	1,298	1,173	1,119	5,294	▼	15,316
<b>Civil</b>	2024	277	291	300	313	-	-	-	-	-	-	-	-	1,181	-11%	1,181
	2023	360	307	345	315	314	309	284	378	302	321	294	289	1,327	▼	3,818
<b>Criminal</b>	2024	651	628	633	635	-	-	-	-	-	-	-	-	2,547	6%	2,547
	2023	613	540	701	541	621	582	499	700	533	623	583	485	2,395	▲	7,021
<b>Concealed Handgun Permits</b>	2024	-	-	-	-	-	-	-	-	-	-	-	-	0	-100%	0
	2023	-	-	2	-	-	-	-	-	-	-	-	-	2	▼	2
<b>Miscellaneous/ Other</b>	2024	335	327	334	355	-	-	-	-	-	-	-	-	1,351	-14%	1,351
	2023	446	346	423	355	385	438	402	377	305	352	296	344	1,570	▼	4,469
<b>Others</b>	2024	-	1	3	-	-	-	-	-	-	-	-	-	4	4	4
	2023	-	-	-	-	-	1	1	-	1	2	-	1	0	↔	6

Dispositions by Case Category

Case Categories		Jan	Feb	Mar	Apr	May	Jun	Jul	Aug	Sep	Oct	Nov	Dec	Thru Apr	% Change	Total
<b>Administrative Law</b>	2024	1	2	-	-	-	-	-	-	-	-	-	-	3	-25%	3
	2023	3	1	-	-	1	-	-	1	-	2	-	-	4	▼	8
<b>Capital Murder</b>	2024	-	2	1	1	-	-	-	-	-	-	-	-	4	300%	4
	2023	1	-	-	-	3	-	-	-	-	-	-	-	1	▲	4
<b>Contested Divorce</b>	2024	29	23	31	25	-	-	-	-	-	-	-	-	108	-2%	108
	2023	33	20	26	31	36	27	21	27	28	26	18	20	110	▼	313
<b>Domestic and Family - Level 1</b>	2024	30	35	33	40	-	-	-	-	-	-	-	-	138	-9%	138
	2023	39	41	37	34	35	26	24	47	45	31	34	32	151	▼	425
<b>Domestic and Family - Level 2</b>	2024	21	15	24	16	-	-	-	-	-	-	-	-	76	-1%	76
	2023	25	15	21	16	11	15	17	17	13	22	17	17	77	▼	206
<b>Felonies and Related Matters</b>	2024	401	396	388	395	-	-	-	-	-	-	-	-	1,580	8%	1,580
	2023	392	338	400	337	379	343	307	395	285	379	348	284	1,467	▲	4,187
<b>General Civil - Level 1</b>	2024	1	4	3	3	-	-	-	-	-	-	-	-	11	-8%	11
	2023	1	2	5	4	6	4	4	6	6	-	4	9	12	▼	51
<b>General Civil - Level 2</b>	2024	53	67	56	74	-	-	-	-	-	-	-	-	250	-19%	250
	2023	88	76	85	61	48	64	41	64	64	62	49	42	310	▼	744
<b>General Civil - Level 3</b>	2024	94	108	113	111	-	-	-	-	-	-	-	-	426	-7%	426
	2023	116	108	101	131	124	120	117	135	107	114	102	113	456	▼	1,388
<b>Miscellaneous Civil</b>	2024	134	141	145	202	-	-	-	-	-	-	-	-	622	-13%	622
	2023	212	153	191	159	194	212	238	186	143	122	139	129	715	▼	2,078
<b>Misdemeanor</b>	2024	203	205	213	204	-	-	-	-	-	-	-	-	825	4%	825
	2023	195	173	249	179	214	189	156	266	189	212	204	179	796	▲	2,405
<b>Other</b>	2024	185	154	176	121	-	-	-	-	-	-	-	-	636	-14%	636
	2023	207	163	217	151	169	206	158	168	135	214	158	196	738	▼	2,142
<b>Other Criminally Related Matters</b>	2024	53	33	36	38	-	-	-	-	-	-	-	-	160	9%	160
	2023	28	31	60	28	26	56	42	54	65	38	37	28	147	▲	493
<b>Probates/Wills &amp; Trusts - Level 1</b>	2024	-	1	-	-	-	-	-	-	-	-	-	-	1	0%	1
	2023	-	-	-	1	-	1	-	2	-	-	1	1	1	↔	6
<b>Probates/Wills &amp; Trusts - Level 2</b>	2024	13	6	10	17	-	-	-	-	-	-	-	-	46	0%	46
	2023	7	16	9	14	17	17	21	23	11	21	8	11	46	↔	175
<b>Protective Orders</b>	2024	-	3	-	1	-	-	-	-	-	-	-	-	4	4	4
	2023	-	-	-	-	1	-	-	2	-	2	-	3	0	↔	8
<b>Uncontested Divorce</b>	2024	45	52	41	55	-	-	-	-	-	-	-	-	193	-27%	193
	2023	72	56	70	65	56	50	40	62	50	53	54	55	263	▼	683

Dashboard		Monthly Dispositions Summary		Jan --- Apr Dispositions	
<p><b>Court:</b> Portsmouth Circuit  <b>Start/End Date:</b> Jan-23 / Apr-24  <b>2023 Average Month:</b> 717  <b>Jan-Apr 2023:</b> 3,618  <b>Dispositions Trending:</b> ▼</p>	<p><b>Circuit/Court ID:</b> 3 203740  <b>Type of Case:</b> Dispositions  <b>2024 Average Month:</b> 619  <b>Jan-Apr 2024 :</b> 2,474  <b>Overall AVG. Month:</b> 692</p>	<p>Jan 23 - Apr 24</p>		<p>2,474 (2024) vs 3,618 (2023)</p>	

Dispositions by Division																
Divisions		Jan	Feb	Mar	Apr	May	Jun	Jul	Aug	Sep	Oct	Nov	Dec	Thru Apr	% Change	Total
<b>Total</b>	2024	631	618	727	498	-	-	-	-	-	-	-	-	2,474	-32%	2,474
	2023	870	930	961	857	750	617	683	561	609	628	647	490	3,618	▼	8,603
<b>Civil</b>	2024	231	187	280	171	-	-	-	-	-	-	-	-	869	-29%	869
	2023	224	349	299	348	259	196	309	180	200	231	279	159	1,220	▼	3,033
<b>Criminal</b>	2024	169	146	122	116	-	-	-	-	-	-	-	-	553	-27%	553
	2023	203	173	224	153	202	120	105	133	127	161	141	126	753	▼	1,868
<b>Concealed Handgun Permits</b>	2024	77	144	144	104	-	-	-	-	-	-	-	-	469	-28%	469
	2023	197	171	163	117	98	90	79	64	123	72	107	83	648	▼	1,364
<b>Miscellaneous/ Other</b>	2024	154	141	181	107	-	-	-	-	-	-	-	-	583	-41%	583
	2023	246	237	274	239	191	210	190	180	159	164	120	122	996	▼	2,332
<b>Others</b>	2024	-	-	-	-	-	-	-	-	-	-	-	-	0	-100%	0
	2023	-	-	1	-	-	1	-	4	-	-	-	-	1	▼	6

Dispositions by Case Category																
Case Categories		Jan	Feb	Mar	Apr	May	Jun	Jul	Aug	Sep	Oct	Nov	Dec	Thru Apr	% Change	Total
<b>Administrative Law</b>	2024	2	-	2	-	-	-	-	-	-	-	-	-	4	0%	4
	2023	-	1	2	1	1	1	1	1	1	1	-	1	-	4	↔
<b>Capital Murder</b>	2024	4	-	-	-	-	-	-	-	-	-	-	-	4	300%	4
	2023	-	-	-	1	-	-	-	-	-	-	-	2	-	1	▲
<b>Contested Divorce</b>	2024	10	9	8	8	-	-	-	-	-	-	-	-	35	-40%	35
	2023	6	14	16	22	8	5	8	2	12	18	13	8	58	▼	132
<b>Domestic and Family - Level 1</b>	2024	9	12	13	3	-	-	-	-	-	-	-	-	37	-70%	37
	2023	3	99	16	6	13	46	6	12	9	7	12	9	124	▼	238
<b>Domestic and Family - Level 2</b>	2024	1	1	2	-	-	-	-	-	-	-	-	-	4	-71%	4
	2023	1	9	1	3	1	-	4	2	2	2	5	5	14	▼	35
<b>Felonies and Related Matters</b>	2024	109	91	79	73	-	-	-	-	-	-	-	-	352	-26%	352
	2023	138	94	150	94	106	56	70	89	53	131	80	69	476	▼	1,130
<b>General Civil</b>	2024	5	1	9	2	-	-	-	-	-	-	-	-	17	-51%	17
	2023	27	8	-	-	7	4	3	15	12	4	6	4	35	▼	90
<b>General Civil - Level 1</b>	2024	2	2	2	1	-	-	-	-	-	-	-	-	7	-50%	7
	2023	2	1	2	9	2	3	1	-	1	1	1	1	14	▼	24
<b>General Civil - Level 2</b>	2024	18	9	14	17	-	-	-	-	-	-	-	-	58	-44%	58
	2023	10	7	27	59	16	12	19	12	14	21	28	12	103	▼	237
<b>General Civil - Level 3</b>	2024	153	138	217	114	-	-	-	-	-	-	-	-	622	-14%	622
	2023	188	164	195	180	193	117	251	148	135	160	194	106	727	▼	2,031
<b>Miscellaneous Civil</b>	2024	150	198	246	169	-	-	-	-	-	-	-	-	763	-33%	763
	2023	310	260	299	275	192	211	196	137	204	140	162	157	1,144	▼	2,543
<b>Misdemeanor</b>	2024	44	44	30	33	-	-	-	-	-	-	-	-	151	-12%	151
	2023	45	54	41	31	59	31	23	21	62	24	35	38	171	▼	464
<b>Other</b>	2024	70	80	70	39	-	-	-	-	-	-	-	-	259	-46%	259
	2023	105	163	126	88	93	83	69	90	66	86	59	42	482	▼	1,070
<b>Other Criminally Related Matters</b>	2024	22	14	16	10	-	-	-	-	-	-	-	-	62	-48%	62
	2023	20	35	36	29	38	34	16	24	12	8	26	19	120	▼	297
<b>Probates/Wills &amp; Trusts - Level 1</b>	2024	1	-	1	1	-	-	-	-	-	-	-	-	3	200%	3
	2023	-	-	-	1	2	1	1	-	-	-	-	-	1	▲	5
<b>Probates/Wills &amp; Trusts - Level 2</b>	2024	2	2	5	1	-	-	-	-	-	-	-	-	10	-41%	10
	2023	-	1	6	10	4	3	1	3	-	6	1	4	17	▼	39
<b>Protective Orders</b>	2024	-	-	-	-	-	-	-	-	-	-	-	-	0	-100%	0
	2023	-	1	4	3	2	-	-	-	-	-	-	-	8	▼	10
<b>Uncontested Divorce</b>	2024	29	17	13	27	-	-	-	-	-	-	-	-	86	-28%	86
	2023	15	19	40	45	13	10	14	5	26	20	22	16	119	▼	245

**CPSS-CCMS-10.11 CASELOAD STATISTICS OF THE CIRCUIT COURTS**

January 2023 -- April 2024 Dispositions

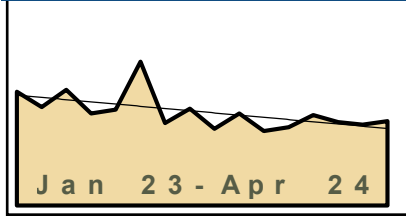
Alexandria and Fairfax Circuit are not Included in State Totals

**Dashboard**

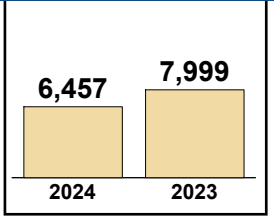
**Court:** Norfolk Circuit  
**Start/End Date:** Jan-23 / Apr-24  
**2023 Average Month:** 1,842  
**Jan-Apr 2023:** 7,999  
**Dispositions Trending:** ▼

**Circuit/Court ID:** 4 204710  
**Type of Case:** Dispositions  
**2024 Average Month:** 1,614  
**Jan-Apr 2024 :** 6,457  
**Overall AVG. Month:** 1,785

**Monthly Dispositions Summary**



**Jan --- Apr Dispositions**



**Dispositions by Division**

Divisions		Jan	Feb	Mar	Apr	May	Jun	Jul	Aug	Sep	Oct	Nov	Dec	Thru Apr	% Change	Total
<b>Total</b>	2024	1,724	1,589	1,539	1,605	-	-	-	-	-	-	-	-	6,457	-19%	6,457
	2023	2,170	1,873	2,205	1,751	1,830	2,741	1,574	1,844	1,461	1,751	1,418	1,490	7,999	▼	22,108
<b>Civil</b>	2024	395	405	422	362	-	-	-	-	-	-	-	-	1,584	0%	1,584
	2023	347	350	443	447	403	470	364	395	404	393	371	405	1,587	▼	4,792
<b>Criminal</b>	2024	397	381	420	304	-	-	-	-	-	-	-	-	1,502	-6%	1,502
	2023	430	317	467	381	312	429	380	526	458	421	402	418	1,595	▼	4,941
<b>Concealed Handgun Permits</b>	2024	217	237	205	231	-	-	-	-	-	-	-	-	890	-17%	890
	2023	270	237	316	251	227	191	198	207	180	197	171	191	1,074	▼	2,636
<b>Miscellaneous/ Other</b>	2024	713	563	484	701	-	-	-	-	-	-	-	-	2,461	-34%	2,461
	2023	1,121	966	979	672	888	1,649	632	713	419	738	471	476	3,738	▼	9,724
<b>Others</b>	2024	2	3	8	7	-	-	-	-	-	-	-	-	20	300%	20
	2023	2	3	-	-	-	2	-	3	-	2	3	-	5	▲	15

**Dispositions by Case Category**

Case Categories		Jan	Feb	Mar	Apr	May	Jun	Jul	Aug	Sep	Oct	Nov	Dec	Thru Apr	% Change	Total
<b>Administrative Law</b>	2024	4	2	2	4	-	-	-	-	-	-	-	-	12	-37%	12
	2023	6	3	7	3	1	3	4	6	2	8	5	3	19	▼	51
<b>Capital Murder</b>	2024	-	3	-	-	-	-	-	-	-	-	-	-	3	3%	3
	2023	-	-	-	-	-	-	-	-	-	-	-	-	0	↔	0
<b>Contested Divorce</b>	2024	58	93	91	83	-	-	-	-	-	-	-	-	325	-3%	325
	2023	70	70	88	108	88	91	67	84	74	72	78	96	336	▼	986
<b>Domestic and Family - Level 1</b>	2024	43	31	14	30	-	-	-	-	-	-	-	-	118	-5%	118
	2023	39	37	26	22	18	38	13	24	22	55	37	28	124	▼	359
<b>Domestic and Family - Level 2</b>	2024	33	20	17	22	-	-	-	-	-	-	-	-	92	3%	92
	2023	27	18	25	19	24	21	17	24	15	23	18	23	89	▲	254
<b>Felonies and Related Matters</b>	2024	295	263	279	217	-	-	-	-	-	-	-	-	1,054	-7%	1,054
	2023	291	233	339	269	185	309	242	359	296	288	288	280	1,132	▼	3,379
<b>General Civil - Level 1</b>	2024	2	4	7	4	-	-	-	-	-	-	-	-	17	21%	17
	2023	3	3	5	3	2	7	3	4	1	1	5	6	14	▲	43
<b>General Civil - Level 2</b>	2024	58	47	47	41	-	-	-	-	-	-	-	-	193	14%	193
	2023	35	43	44	48	34	47	41	50	43	36	46	41	170	▲	508
<b>General Civil - Level 3</b>	2024	90	98	83	94	-	-	-	-	-	-	-	-	365	1%	365
	2023	94	72	116	80	95	106	78	110	83	104	69	56	362	▲	1,063
<b>Miscellaneous Civil</b>	2024	742	661	577	710	-	-	-	-	-	-	-	-	2,690	-34%	2,690
	2023	1,181	1,022	1,086	807	986	1,733	736	765	508	782	526	563	4,096	▼	10,695
<b>Misdemeanor</b>	2024	55	69	92	46	-	-	-	-	-	-	-	-	262	-17%	262
	2023	98	61	88	68	76	83	92	119	95	88	67	93	315	▼	1,028
<b>Other</b>	2024	97	44	39	108	-	-	-	-	-	-	-	-	288	-20%	288
	2023	103	105	94	56	43	41	37	35	22	45	57	49	358	▼	687
<b>Other Criminally Related Matters</b>	2024	49	52	54	43	-	-	-	-	-	-	-	-	198	11%	198
	2023	48	33	46	52	57	49	50	59	71	49	51	47	179	▲	612
<b>Probates/Wills &amp; Trusts - Level 1</b>	2024	-	2	2	2	-	-	-	-	-	-	-	-	6	0%	6
	2023	-	4	1	1	1	1	3	5	2	5	2	3	6	↔	28
<b>Probates/Wills &amp; Trusts - Level 2</b>	2024	21	23	27	19	-	-	-	-	-	-	-	-	90	-6%	90
	2023	18	25	28	25	25	15	13	33	15	23	16	24	96	▼	260
<b>Protective Orders</b>	2024	8	5	6	4	-	-	-	-	-	-	-	-	23	92%	23
	2023	2	2	5	3	3	6	4	3	7	4	1	7	12	▲	47
<b>Uncontested Divorce</b>	2024	169	172	202	178	-	-	-	-	-	-	-	-	721	4%	721
	2023	155	142	207	187	192	191	174	164	205	168	152	171	691	▲	2,108

This report reflects data in the case management system. Numbers will update accordingly as reports are refreshed and posted.

# CPSS-CCMS-10.11 CASELOAD STATISTICS OF THE CIRCUIT COURTS

Isle of Wight

January 2023 -- April 2024 Dispositions


Alexandria and Fairfax Circuit are not Included in State Totals

## Dashboard

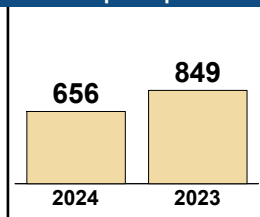
**Court:** Isle of Wight Circuit  
**Start/End Date:** Jan-23 / Apr-24  
**2023 Average Month:** 173  
**Jan-Apr 2023:** 849  
**Dispositions Trending:** ▼

**Circuit/Court ID:** 5 205093  
**Type of Case:** Dispositions  
**2024 Average Month:** 164  
**Jan-Apr 2024 :** 656  
**Overall AVG. Month:** 171

## Monthly Dispositions Summary



## Jan --- Apr Dispositions



## Dispositions by Division

Divisions		Jan	Feb	Mar	Apr	May	Jun	Jul	Aug	Sep	Oct	Nov	Dec	Thru Apr	% Change	Total
<b>Total</b>	2024	173	119	178	186	-	-	-	-	-	-	-	-	656	-23%	656
	2023	273	150	271	155	184	141	171	140	136	162	139	154	849	▼	2,076
<b>Civil</b>	2024	13	31	17	37	-	-	-	-	-	-	-	-	98	18%	98
	2023	26	11	23	23	24	26	20	17	17	21	32	26	83	▲	266
<b>Criminal</b>	2024	41	21	28	44	-	-	-	-	-	-	-	-	134	-31%	134
	2023	59	38	56	42	29	56	46	37	34	34	23	34	195	▼	488
<b>Concealed Handgun Permits</b>	2024	98	50	110	79	-	-	-	-	-	-	-	-	337	-27%	337
	2023	153	86	154	67	104	30	78	65	60	77	67	73	460	▼	1,014
<b>Miscellaneous/ Other</b>	2024	21	17	22	26	-	-	-	-	-	-	-	-	86	-21%	86
	2023	34	15	38	22	27	29	27	21	25	30	17	21	109	▼	306
<b>Others</b>	2024	-	-	1	-	-	-	-	-	-	-	-	-	1	-50%	1
	2023	1	-	-	1	-	-	-	-	-	-	-	-	2	▼	2

## Dispositions by Case Category

Case Categories		Jan	Feb	Mar	Apr	May	Jun	Jul	Aug	Sep	Oct	Nov	Dec	Thru Apr	% Change	Total
<b>Administrative Law</b>	2024	-	1	-	-	-	-	-	-	-	-	-	-	1	1	1
	2023	-	-	-	-	-	-	-	-	-	-	-	1	0	↔	1
<b>Contested Divorce</b>	2024	-	3	3	4	-	-	-	-	-	-	-	-	10	0%	10
	2023	2	4	2	2	2	2	5	4	2	8	6	1	10	↔	40
<b>Domestic and Family - Level 1</b>	2024	1	-	-	9	-	-	-	-	-	-	-	-	10	0%	10
	2023	7	1	2	-	-	4	2	2	2	2	2	3	10	↔	27
<b>Domestic and Family - Level 2</b>	2024	-	2	1	2	-	-	-	-	-	-	-	-	5	-38%	5
	2023	3	-	3	2	1	-	2	-	1	-	1	3	8	▼	16
<b>Felonies and Related Matters</b>	2024	24	10	18	33	-	-	-	-	-	-	-	-	85	-39%	85
	2023	41	23	44	32	20	43	32	31	26	16	17	20	140	▼	345
<b>General Civil - Level 1</b>	2024	1	-	-	-	-	-	-	-	-	-	-	-	1	1	1
	2023	-	-	-	-	-	-	-	-	-	-	-	1	0	↔	1
<b>General Civil - Level 2</b>	2024	4	9	3	10	-	-	-	-	-	-	-	-	26	86%	26
	2023	3	3	5	3	3	7	3	4	4	4	4	5	14	▲	48
<b>General Civil - Level 3</b>	2024	1	3	2	2	-	-	-	-	-	-	-	-	8	-38%	8
	2023	-	2	2	9	4	4	1	3	4	3	3	4	13	▼	39
<b>Miscellaneous Civil</b>	2024	116	65	129	104	-	-	-	-	-	-	-	-	414	-20%	414
	2023	171	94	173	79	119	51	95	78	76	102	77	82	517	▼	1,197
<b>Misdemeanor</b>	2024	11	6	6	7	-	-	-	-	-	-	-	-	30	-9%	30
	2023	14	6	9	4	5	7	9	1	5	9	4	5	33	▼	78
<b>Other</b>	2024	3	4	1	1	-	-	-	-	-	-	-	-	9	-84%	9
	2023	18	7	19	11	12	7	10	8	9	5	4	9	55	▼	119
<b>Other Criminally Related Matters</b>	2024	6	5	5	5	-	-	-	-	-	-	-	-	21	-13%	21
	2023	4	9	3	8	4	7	5	5	3	9	2	9	24	▼	68
<b>Probates/Wills &amp; Trusts - Level 1</b>	2024	-	-	-	-	-	-	-	-	-	-	-	-	0	-100%	0
	2023	-	-	1	-	1	-	-	-	-	-	-	1	1	▼	3
<b>Probates/Wills &amp; Trusts - Level 2</b>	2024	3	2	2	1	-	-	-	-	-	-	-	-	8	700%	8
	2023	1	-	-	-	-	-	2	-	-	-	3	2	1	▲	8
<b>Uncontested Divorce</b>	2024	3	9	8	8	-	-	-	-	-	-	-	-	28	22%	28
	2023	9	1	8	5	13	9	5	4	4	4	13	11	23	▲	86

This report reflects data in the case management system. Numbers will update accordingly as reports are refreshed and posted.

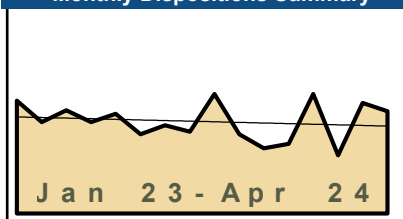


Dashboard

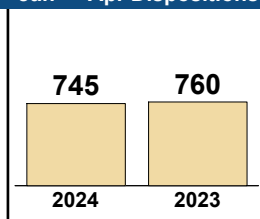
**Court:** Southampton Circuit  
**Start/End Date:** Jan-23 / Apr-24  
**2023 Average Month:** 172  
**Jan-Apr 2023:** 760  
**Dispositions Trending:** ⇌

**Circuit/Court ID:** 5 205175  
**Type of Case:** Dispositions  
**2024 Average Month:** 186  
**Jan-Apr 2024 :** 745  
**Overall AVG. Month:** 175

Monthly Dispositions Summary



Jan --- Apr Dispositions



Dispositions by Division

Divisions		Jan	Feb	Mar	Apr	May	Jun	Jul	Aug	Sep	Oct	Nov	Dec	Thru Apr	% Change	Total
<b>Total</b>	2024	228	111	211	195	-	-	-	-	-	-	-	-	745	-2%	745
	2023	215	174	197	174	190	151	168	156	228	151	124	133	760	▼	2,061
<b>Civil</b>	2024	18	15	16	15	-	-	-	-	-	-	-	-	64	5%	64
	2023	13	15	14	19	14	10	21	21	12	16	19	18	61	▲	192
<b>Criminal</b>	2024	93	59	95	86	-	-	-	-	-	-	-	-	333	9%	333
	2023	84	69	64	88	113	60	94	80	128	57	55	64	305	▲	956
<b>Concealed Handgun Permits</b>	2024	81	7	82	50	-	-	-	-	-	-	-	-	220	-27%	220
	2023	87	73	95	45	36	43	32	21	48	46	30	33	300	▼	589
<b>Miscellaneous/ Other</b>	2024	35	30	18	44	-	-	-	-	-	-	-	-	127	37%	127
	2023	30	17	24	22	27	38	21	34	40	32	20	18	93	▲	323
<b>Others</b>	2024	1	-	-	-	-	-	-	-	-	-	-	-	1	0%	1
	2023	1	-	-	-	-	-	-	-	-	-	-	-	1	↔	1

Dispositions by Case Category

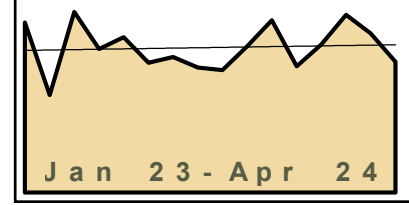
Case Categories		Jan	Feb	Mar	Apr	May	Jun	Jul	Aug	Sep	Oct	Nov	Dec	Thru Apr	% Change	Total
<b>Contested Divorce</b>	2024	1	-	4	2	-	-	-	-	-	-	-	-	7	17%	7
	2023	3	1	-	2	1	2	3	-	2	-	1	4	6	▲	19
<b>Domestic and Family - Level 1</b>	2024	4	-	1	1	-	-	-	-	-	-	-	-	6	6%	6
	2023	-	-	-	-	-	1	3	1	-	-	1	-	0	↔	6
<b>Domestic and Family - Level 2</b>	2024	-	2	-	1	-	-	-	-	-	-	-	-	3	200%	3
	2023	-	-	-	1	-	-	-	1	-	-	1	1	1	▲	4
<b>Felonies and Related Matters</b>	2024	56	37	56	56	-	-	-	-	-	-	-	-	205	8%	205
	2023	47	49	44	49	68	39	55	43	80	44	36	30	189	▲	584
<b>General Civil - Level 1</b>	2024	-	2	-	-	-	-	-	-	-	-	-	-	2	100%	2
	2023	-	1	-	-	-	-	1	-	2	-	-	1	1	▲	5
<b>General Civil - Level 2</b>	2024	-	6	-	3	-	-	-	-	-	-	-	-	9	-50%	9
	2023	3	7	2	6	2	2	3	5	4	3	3	5	18	▼	45
<b>General Civil - Level 3</b>	2024	4	3	3	7	-	-	-	-	-	-	-	-	17	6%	17
	2023	2	2	4	8	7	3	4	7	4	10	7	4	16	▲	62
<b>Miscellaneous Civil</b>	2024	92	17	95	67	-	-	-	-	-	-	-	-	271	-21%	271
	2023	101	79	106	58	43	63	41	34	67	63	41	40	344	▼	736
<b>Misdemeanor</b>	2024	31	7	15	20	-	-	-	-	-	-	-	-	73	6%	73
	2023	23	12	11	23	28	17	18	24	40	6	10	17	69	▲	229
<b>Other</b>	2024	26	18	7	25	-	-	-	-	-	-	-	-	76	46%	76
	2023	20	11	13	8	19	18	15	20	19	15	10	11	52	▲	179
<b>Other Criminally Related Matters</b>	2024	6	15	24	10	-	-	-	-	-	-	-	-	55	15%	55
	2023	14	8	10	16	17	4	21	14	8	7	10	17	48	▲	146
<b>Probates/Wills &amp; Trusts - Level 1</b>	2024	-	-	-	1	-	-	-	-	-	-	-	-	1	1%	1
	2023	-	-	-	-	-	-	-	-	-	-	-	-	0	↔	0
<b>Probates/Wills &amp; Trusts - Level 2</b>	2024	-	1	-	-	-	-	-	-	-	-	-	-	1	1%	1
	2023	-	-	-	-	-	-	-	1	-	-	2	-	0	↔	3
<b>Protective Orders</b>	2024	-	-	-	-	-	-	-	-	-	-	-	-	0	-100%	0
	2023	-	1	1	1	-	2	-	-	-	-	-	-	3	▼	5
<b>Uncontested Divorce</b>	2024	8	3	6	2	-	-	-	-	-	-	-	-	19	46%	19
	2023	2	3	6	2	5	-	4	6	2	3	2	3	13	▲	38

Dashboard

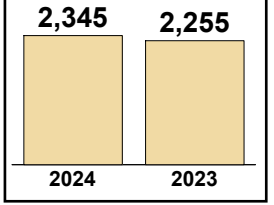
**Court:** Suffolk Circuit  
**Start/End Date:** Jan-23 / Apr-24  
**2023 Average Month:** 541  
**Jan-Apr 2023:** 2,255  
**Dispositions Trending:** ▲

**Circuit/Court ID:** 5 205800  
**Type of Case:** Dispositions  
**2024 Average Month:** 586  
**Jan-Apr 2024 :** 2,345  
**Overall AVG. Month:** 552

Monthly Dispositions Summary



Jan --- Apr Dispositions



Dispositions by Division

Divisions		Jan	Feb	Mar	Apr	May	Jun	Jul	Aug	Sep	Oct	Nov	Dec	Thru Apr	% Change	Total
<b>Total</b>	2024	564	677	606	498	-	-	-	-	-	-	-	-	2,345	4%	2,345
	2023	648	372	688	547	592	494	516	476	466	558	656	481	2,255	▲	6,494
<b>Civil</b>	2024	91	140	70	86	-	-	-	-	-	-	-	-	387	46%	387
	2023	66	69	63	67	67	56	72	53	60	89	116	128	265	▲	906
<b>Criminal</b>	2024	230	297	304	217	-	-	-	-	-	-	-	-	1,048	7%	1,048
	2023	214	172	336	260	295	216	241	228	255	244	281	178	982	▲	2,920
<b>Concealed Handgun Permits</b>	2024	183	153	166	143	-	-	-	-	-	-	-	-	645	-24%	645
	2023	330	90	243	183	187	175	172	152	117	187	214	138	846	▼	2,188
<b>Miscellaneous/ Other</b>	2024	60	86	65	51	-	-	-	-	-	-	-	-	262	63%	262
	2023	38	41	46	36	43	46	31	43	33	38	44	37	161	▲	476
<b>Others</b>	2024	-	1	1	1	-	-	-	-	-	-	-	-	3	200%	3
	2023	-	-	-	1	-	1	-	-	1	-	1	-	1	▲	4

Dispositions by Case Category


Case Categories		Jan	Feb	Mar	Apr	May	Jun	Jul	Aug	Sep	Oct	Nov	Dec	Thru Apr	% Change	Total
<b>Administrative Law</b>	2024	2	1	-	1	-	-	-	-	-	-	-	-	4	4	4
	2023	-	-	-	-	-	1	-	-	-	-	-	-	0	↔	1
<b>Capital Murder</b>	2024	-	1	1	-	-	-	-	-	-	-	-	-	2	0%	2
	2023	1	-	1	-	-	-	1	-	1	-	-	1	2	↔	5
<b>Contested Divorce</b>	2024	14	11	10	14	-	-	-	-	-	-	-	-	49	81%	49
	2023	13	6	4	4	7	6	7	6	9	18	13	14	27	▲	107
<b>Domestic and Family - Level 1</b>	2024	6	9	3	10	-	-	-	-	-	-	-	-	28	4%	28
	2023	8	7	11	1	9	6	3	3	6	10	5	4	27	▲	73
<b>Domestic and Family - Level 2</b>	2024	9	12	7	9	-	-	-	-	-	-	-	-	37	19%	37
	2023	10	7	6	8	5	5	8	5	7	9	8	15	31	▲	93
<b>Felonies and Related Matters</b>	2024	145	225	212	113	-	-	-	-	-	-	-	-	695	19%	695
	2023	117	72	228	167	215	120	128	126	166	146	169	96	584	▲	1,750
<b>General Civil - Level 1</b>	2024	4	2	-	-	-	-	-	-	-	-	-	-	6	500%	6
	2023	-	-	-	1	-	1	1	1	-	4	2	3	1	▲	13
<b>General Civil - Level 2</b>	2024	16	32	18	16	-	-	-	-	-	-	-	-	82	71%	82
	2023	10	8	11	19	9	9	10	15	10	11	33	26	48	▲	171
<b>General Civil - Level 3</b>	2024	10	38	6	9	-	-	-	-	-	-	-	-	63	40%	63
	2023	8	24	4	9	12	8	18	5	5	9	17	12	45	▲	131
<b>Miscellaneous Civil</b>	2024	239	220	228	189	-	-	-	-	-	-	-	-	876	-12%	876
	2023	367	127	288	214	229	220	204	199	149	225	244	177	996	▼	2,643
<b>Misdemeanor</b>	2024	65	58	76	86	-	-	-	-	-	-	-	-	285	-15%	285
	2023	82	74	101	79	60	75	96	88	77	67	95	66	336	▼	960
<b>Other</b>	2024	-	4	2	3	-	-	-	-	-	-	-	-	9	50%	9
	2023	1	1	3	1	1	2	-	-	1	1	4	3	6	▲	18
<b>Other Criminally Related Matters</b>	2024	20	13	15	18	-	-	-	-	-	-	-	-	66	-1%	66
	2023	14	26	11	16	20	21	24	15	11	32	18	15	67	▼	223
<b>Probates/Wills &amp; Trusts - Level 1</b>	2024	1	6	-	2	-	-	-	-	-	-	-	-	9	800%	9
	2023	-	1	-	-	1	-	-	-	-	-	1	-	1	▲	3
<b>Probates/Wills &amp; Trusts - Level 2</b>	2024	5	9	3	7	-	-	-	-	-	-	-	-	24	140%	24
	2023	3	-	4	3	4	4	2	3	3	6	5	6	10	▲	43
<b>Uncontested Divorce</b>	2024	28	36	25	21	-	-	-	-	-	-	-	-	110	49%	110
	2023	14	19	16	25	20	16	14	10	21	20	42	43	74	▲	260

Dashboard

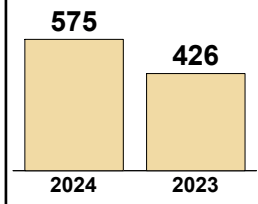
**Court:** Brunswick Circuit  
**Start/End Date:** Jan-23 / Apr-24  
**2023 Average Month:** 92  
**Jan-Apr 2023:** 426  
**Dispositions Trending:** ▲

**Circuit/Court ID:** 6 206025  
**Type of Case:** Dispositions  
**2024 Average Month:** 144  
**Jan-Apr 2024 :** 575  
**Overall AVG. Month:** 105

Monthly Dispositions Summary



Jan --- Apr Dispositions



Dispositions by Division

Divisions		Jan	Feb	Mar	Apr	May	Jun	Jul	Aug	Sep	Oct	Nov	Dec	Thru Apr	% Change	Total
<b>Total</b>	2024	172	140	135	128	-	-	-	-	-	-	-	-	575	35%	575
	2023	98	140	79	109	56	134	58	127	56	92	51	103	426	▲	1,103
<b>Civil</b>	2024	24	14	7	4	-	-	-	-	-	-	-	-	49	345%	49
	2023	1	5	2	3	3	7	3	3	1	6	3	3	11	▲	40
<b>Criminal</b>	2024	65	70	80	73	-	-	-	-	-	-	-	-	288	27%	288
	2023	37	92	42	55	33	80	37	57	27	48	12	56	226	▲	576
<b>Concealed Handgun Permits</b>	2024	30	42	39	38	-	-	-	-	-	-	-	-	149	9%	149
	2023	51	33	22	31	11	34	12	53	22	17	26	30	137	▲	342
<b>Miscellaneous/ Other</b>	2024	53	14	9	13	-	-	-	-	-	-	-	-	89	71%	89
	2023	9	10	13	20	9	13	6	14	6	19	10	14	52	▲	143
<b>Others</b>	2024	-	-	-	-	-	-	-	-	-	-	-	-	0	0	0
	2023	-	-	-	-	-	-	-	-	-	2	-	-	0	↔	2

Dispositions by Case Category

Case Categories		Jan	Feb	Mar	Apr	May	Jun	Jul	Aug	Sep	Oct	Nov	Dec	Thru Apr	% Change	Total
<b>Administrative Law</b>	2024	2	-	-	-	-	-	-	-	-	-	-	-	2	2	2
	2023	-	-	-	-	-	-	-	-	-	-	-	-	0	↔	0
<b>Contested Divorce</b>	2024	2	-	-	1	-	-	-	-	-	-	-	-	3	-25%	3
	2023	1	-	1	2	-	1	1	-	1	-	-	-	4	▼	7
<b>Domestic and Family - Level 1</b>	2024	-	2	3	1	-	-	-	-	-	-	-	-	6	500%	6
	2023	-	-	1	-	-	2	-	-	-	5	-	-	1	▲	8
<b>Domestic and Family - Level 2</b>	2024	-	-	-	-	-	-	-	-	-	-	-	-	0	0	0
	2023	-	-	-	-	-	-	-	-	-	-	1	-	0	↔	1
<b>Felonies and Related Matters</b>	2024	36	25	62	40	-	-	-	-	-	-	-	-	163	38%	163
	2023	28	36	31	23	20	39	31	15	21	23	10	12	118	▲	289
<b>General Civil - Level 1</b>	2024	-	-	-	-	-	-	-	-	-	-	-	-	0	0	0
	2023	-	-	-	-	-	-	1	-	-	-	-	-	0	↔	1
<b>General Civil - Level 2</b>	2024	12	2	3	-	-	-	-	-	-	-	-	-	17	750%	17
	2023	-	2	-	-	-	1	1	-	-	-	-	2	2	▲	6
<b>General Civil - Level 3</b>	2024	9	1	1	2	-	-	-	-	-	-	-	-	13	333%	13
	2023	1	2	-	-	2	1	-	-	-	1	1	3	3	▲	11
<b>Miscellaneous Civil</b>	2024	70	49	43	47	-	-	-	-	-	-	-	-	209	31%	209
	2023	58	39	26	37	13	45	15	63	23	31	28	39	160	▲	417
<b>Misdemeanor</b>	2024	27	30	17	19	-	-	-	-	-	-	-	-	93	12%	93
	2023	8	42	11	22	11	29	6	27	6	12	2	9	83	▲	185
<b>Other</b>	2024	1	8	4	4	-	-	-	-	-	-	-	-	17	-39%	17
	2023	1	4	9	14	7	1	3	4	5	6	8	2	28	▼	64
<b>Other Criminally Related Matters</b>	2024	2	20	1	14	-	-	-	-	-	-	-	-	37	48%	37
	2023	1	14	-	10	2	12	-	15	-	13	-	35	25	▲	102
<b>Probates/Wills &amp; Trusts - Level 2</b>	2024	3	-	-	-	-	-	-	-	-	-	-	-	3	3	3
	2023	-	-	-	-	-	-	-	-	-	-	-	-	0	↔	0
<b>Uncontested Divorce</b>	2024	8	3	1	-	-	-	-	-	-	-	-	-	12	500%	12
	2023	-	1	-	1	1	3	-	3	-	1	1	1	2	▲	12

Dashboard		Monthly Dispositions Summary		Jan --- Apr Dispositions	
<p><b>Court:</b> Greenville Circuit  <b>Start/End Date:</b> Jan-23 / Apr-24  <b>2023 Average Month:</b> 90  <b>Jan-Apr 2023:</b> 424  <b>Dispositions Trending:</b> ▲</p>	<p><b>Circuit/Court ID:</b> 6 206081  <b>Type of Case:</b> Dispositions  <b>2024 Average Month:</b> 125  <b>Jan-Apr 2024 :</b> 500  <b>Overall AVG. Month:</b> 98</p>	<p style="font-weight: bold; font-size: 1.2em;">Jan 23 - Apr 24</p>		<p style="font-weight: bold; font-size: 1.2em;">500      424</p> <p style="font-weight: bold;">2024      2023</p>	

Dispositions by Division																
Divisions		Jan	Feb	Mar	Apr	May	Jun	Jul	Aug	Sep	Oct	Nov	Dec	Thru Apr	% Change	Total
<b>Total</b>	2024	114	152	114	120	-	-	-	-	-	-	-	-	500	18%	500
	2023	63	123	133	105	88	55	95	69	98	93	68	85	424	▲	1,075
<b>Civil</b>	2024	9	5	6	12	-	-	-	-	-	-	-	-	32	28%	32
	2023	4	2	8	11	9	5	12	15	4	7	9	3	25	▲	89
<b>Criminal</b>	2024	77	123	69	75	-	-	-	-	-	-	-	-	344	30%	344
	2023	28	103	67	67	46	26	61	28	62	53	44	77	265	▲	662
<b>Concealed Handgun Permits</b>	2024	24	16	30	29	-	-	-	-	-	-	-	-	99	-13%	99
	2023	27	15	52	20	26	19	11	12	29	30	12	-	114	▼	253
<b>Miscellaneous/ Other</b>	2024	4	8	9	4	-	-	-	-	-	-	-	-	25	32%	25
	2023	4	2	6	7	7	4	11	14	3	3	3	5	19	▲	69
<b>Others</b>	2024	-	-	-	-	-	-	-	-	-	-	-	-	0	-100%	0
	2023	-	1	-	-	-	1	-	-	-	-	-	-	1	▼	2

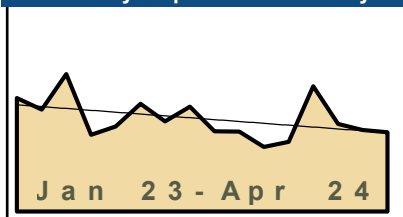
Dispositions by Case Category																
Case Categories		Jan	Feb	Mar	Apr	May	Jun	Jul	Aug	Sep	Oct	Nov	Dec	Thru Apr	% Change	Total
<b>Administrative Law</b>	2024	-	-	-	-	-	-	-	-	-	-	-	-	0	-100%	0
	2023	-	-	-	1	-	-	-	-	-	-	-	-	1	▼	1
<b>Capital Murder</b>	2024	-	-	-	-	-	-	-	-	-	-	-	-	0	0	0
	2023	-	-	-	-	1	-	-	-	-	1	-	-	0	↔	2
<b>Contested Divorce</b>	2024	-	-	-	1	-	-	-	-	-	-	-	-	1	-75%	1
	2023	2	1	1	-	-	1	2	-	-	3	1	-	4	▼	11
<b>Domestic and Family - Level 1</b>	2024	2	-	1	2	-	-	-	-	-	-	-	-	5	5	5
	2023	-	-	-	-	2	2	-	1	-	-	-	-	0	↔	5
<b>Domestic and Family - Level 2</b>	2024	-	2	-	1	-	-	-	-	-	-	-	-	3	0%	3
	2023	1	-	2	-	-	1	3	2	-	1	-	1	3	↔	11
<b>Felonies and Related Matters</b>	2024	42	63	44	56	-	-	-	-	-	-	-	-	205	8%	205
	2023	22	73	42	52	25	15	38	15	43	32	27	61	189	▲	445
<b>General Civil - Level 1</b>	2024	-	-	1	-	-	-	-	-	-	-	-	-	1	1	1
	2023	-	-	-	-	-	-	-	-	-	-	-	-	0	↔	0
<b>General Civil - Level 2</b>	2024	2	1	-	2	-	-	-	-	-	-	-	-	5	-38%	5
	2023	1	1	1	5	4	-	2	2	2	2	4	2	8	▼	26
<b>General Civil - Level 3</b>	2024	3	2	2	4	-	-	-	-	-	-	-	-	11	175%	11
	2023	1	-	2	1	3	-	5	-	1	-	-	-	4	▲	13
<b>Miscellaneous Civil</b>	2024	27	23	39	33	-	-	-	-	-	-	-	-	122	-6%	122
	2023	29	17	56	28	32	23	18	35	32	33	16	4	130	▼	323
<b>Misdemeanor</b>	2024	31	48	22	14	-	-	-	-	-	-	-	-	115	121%	115
	2023	6	19	17	10	10	4	13	13	15	8	13	15	52	▲	143
<b>Other</b>	2024	-	-	-	-	-	-	-	-	-	-	-	-	0	-100%	0
	2023	-	1	-	-	-	1	-	-	-	-	1	-	1	▼	3
<b>Other Criminally Related Matters</b>	2024	6	12	3	6	-	-	-	-	-	-	-	-	27	13%	27
	2023	-	11	8	5	10	7	10	-	4	12	4	2	24	▲	73
<b>Probates/Wills &amp; Trusts - Level 2</b>	2024	-	-	-	-	-	-	-	-	-	-	-	-	0	-100%	0
	2023	-	-	-	3	-	-	-	-	-	-	-	-	3	▼	3
<b>Uncontested Divorce</b>	2024	1	1	2	1	-	-	-	-	-	-	-	-	5	0%	5
	2023	1	-	4	-	1	1	4	1	1	1	2	-	5	↔	16

Dashboard

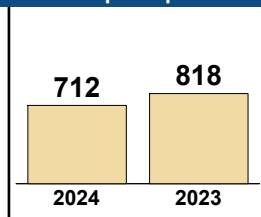
**Court:** Prince George Circuit  
**Start/End Date:** Jan-23 / Apr-24  
**2023 Average Month:** 177  
**Jan-Apr 2023:** 818  
**Dispositions Trending:** ▼

**Circuit/Court ID:** 6 206149  
**Type of Case:** Dispositions  
**2024 Average Month:** 178  
**Jan-Apr 2024 :** 712  
**Overall AVG. Month:** 177

Monthly Dispositions Summary



Jan --- Apr Dispositions



Dispositions by Division

Divisions		Jan	Feb	Mar	Apr	May	Jun	Jul	Aug	Sep	Oct	Nov	Dec	Thru Apr	% Change	Total
<b>Total</b>	2024	239	167	155	151	-	-	-	-	-	-	-	-	712	-13%	712
	2023	216	194	262	146	162	205	172	200	153	152	123	133	818	▼	2,118
<b>Civil</b>	2024	15	23	10	22	-	-	-	-	-	-	-	-	70	25%	70
	2023	16	7	15	18	38	11	15	24	10	17	13	14	56	▲	198
<b>Criminal</b>	2024	109	84	59	64	-	-	-	-	-	-	-	-	316	-11%	316
	2023	106	87	100	64	58	100	69	99	76	46	53	77	357	▼	935
<b>Concealed Handgun Permits</b>	2024	108	50	73	58	-	-	-	-	-	-	-	-	289	-22%	289
	2023	93	93	128	55	59	84	76	69	57	70	53	38	369	▼	875
<b>Miscellaneous/ Other</b>	2024	7	10	13	7	-	-	-	-	-	-	-	-	37	3%	37
	2023	1	7	19	9	7	10	12	8	10	19	4	4	36	▲	110

Dispositions by Case Category


Case Categories		Jan	Feb	Mar	Apr	May	Jun	Jul	Aug	Sep	Oct	Nov	Dec	Thru Apr	% Change	Total
<b>Contested Divorce</b>	2024	1	3	-	3	-	-	-	-	-	-	-	-	7	-13%	7
	2023	2	-	2	4	7	1	-	3	4	1	5	2	8	▼	31
<b>Domestic and Family - Level 1</b>	2024	2	6	1	8	-	-	-	-	-	-	-	-	17	240%	17
	2023	1	1	1	2	4	-	2	4	3	1	-	1	5	▲	20
<b>Domestic and Family - Level 2</b>	2024	-	-	-	-	-	-	-	-	-	-	-	-	0	-100%	0
	2023	2	-	1	-	1	1	-	1	-	1	-	2	3	▼	9
<b>Felonies and Related Matters</b>	2024	67	53	37	38	-	-	-	-	-	-	-	-	195	-5%	195
	2023	61	57	55	32	32	59	40	58	37	27	30	43	205	▼	531
<b>General Civil - Level 1</b>	2024	-	-	1	-	-	-	-	-	-	-	-	-	1	1	1
	2023	-	-	-	-	-	-	-	1	-	1	-	2	0	↔	4
<b>General Civil - Level 2</b>	2024	3	5	3	3	-	-	-	-	-	-	-	-	14	100%	14
	2023	3	3	1	-	6	2	1	6	1	5	2	2	7	▲	32
<b>General Civil - Level 3</b>	2024	3	4	3	1	-	-	-	-	-	-	-	-	11	38%	11
	2023	1	1	2	4	8	5	1	5	1	-	1	2	8	▲	31
<b>Miscellaneous Civil</b>	2024	115	57	86	64	-	-	-	-	-	-	-	-	322	-20%	322
	2023	94	100	143	64	65	93	88	77	67	89	56	42	401	▼	978
<b>Misdemeanor</b>	2024	38	26	18	24	-	-	-	-	-	-	-	-	106	-21%	106
	2023	41	25	43	26	25	40	26	36	34	15	22	30	135	▼	363
<b>Other</b>	2024	-	-	-	-	-	-	-	-	-	-	-	-	0	-100%	0
	2023	-	1	-	-	1	-	-	1	-	-	-	-	1	▼	3
<b>Other Criminally Related Matters</b>	2024	5	5	5	2	-	-	-	-	-	-	-	-	17	0%	17
	2023	4	5	2	6	1	1	4	5	5	4	1	4	17	↔	42
<b>Probates/Wills &amp; Trusts - Level 1</b>	2024	-	-	-	-	-	-	-	-	-	-	-	-	0	0	0
	2023	-	-	-	-	-	-	-	-	-	-	1	-	0	↔	1
<b>Probates/Wills &amp; Trusts - Level 2</b>	2024	-	-	-	1	-	-	-	-	-	-	-	-	1	-67%	1
	2023	1	1	1	-	4	-	1	1	-	1	-	-	3	▼	10
<b>Protective Orders</b>	2024	-	2	1	-	-	-	-	-	-	-	-	-	3	3	3
	2023	-	-	-	-	-	-	-	-	-	-	-	-	0	↔	0
<b>Uncontested Divorce</b>	2024	5	6	-	7	-	-	-	-	-	-	-	-	18	-28%	18
	2023	6	-	11	8	8	3	9	2	1	7	5	3	25	▼	63

Dashboard

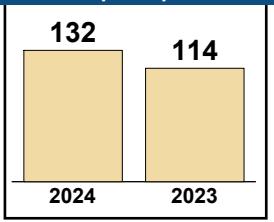
**Court:** Surry Circuit  
**Start/End Date:** Jan-23 / Apr-24  
**2023 Average Month:** 27  
**Jan-Apr 2023:** 114  
**Dispositions Trending:** ▲

**Circuit/Court ID:** 6 206181  
**Type of Case:** Dispositions  
**2024 Average Month:** 33  
**Jan-Apr 2024 :** 132  
**Overall AVG. Month:** 29

Monthly Dispositions Summary



Jan --- Apr Dispositions



Dispositions by Division

Divisions		Jan	Feb	Mar	Apr	May	Jun	Jul	Aug	Sep	Oct	Nov	Dec	Thru Apr	% Change	Total
<b>Total</b>	2024	28	37	28	39	-	-	-	-	-	-	-	-	132	16%	132
	2023	34	14	27	39	26	22	27	6	31	40	37	22	114	▲	325
<b>Civil</b>	2024	-	2	2	1	-	-	-	-	-	-	-	-	5	-44%	5
	2023	3	-	2	4	2	1	2	1	7	15	6	4	9	▼	47
<b>Criminal</b>	2024	15	8	3	31	-	-	-	-	-	-	-	-	57	850%	57
	2023	3	-	3	-	1	10	-	2	7	14	3	5	6	▲	48
<b>Concealed Handgun Permits</b>	2024	13	24	22	4	-	-	-	-	-	-	-	-	63	-25%	63
	2023	21	14	16	33	22	8	19	2	16	2	19	6	84	▼	178
<b>Miscellaneous/ Other</b>	2024	-	3	1	3	-	-	-	-	-	-	-	-	7	-53%	7
	2023	7	-	6	2	1	3	6	1	1	9	9	7	15	▼	52

Dispositions by Case Category


Case Categories		Jan	Feb	Mar	Apr	May	Jun	Jul	Aug	Sep	Oct	Nov	Dec	Thru Apr	% Change	Total
<b>Administrative Law</b>	2024	-	-	-	-	-	-	-	-	-	-	-	2	0	0	0
	2023	-	-	-	-	-	-	-	-	-	-	-	-	0	↔	2
<b>Contested Divorce</b>	2024	-	-	-	1	-	-	-	-	-	-	-	-	1	0%	1
	2023	-	-	-	1	-	-	1	1	-	5	2	-	1	↔	10
<b>Domestic and Family - Level 1</b>	2024	-	-	-	-	-	-	-	-	-	-	-	-	0	-100%	0
	2023	-	-	-	1	1	-	-	-	3	-	-	-	1	▼	5
<b>Domestic and Family - Level 2</b>	2024	-	-	-	-	-	-	-	-	-	-	-	-	0	0	0
	2023	-	-	-	-	-	-	-	-	-	1	-	-	0	↔	1
<b>Felonies and Related Matters</b>	2024	8	3	3	30	-	-	-	-	-	-	-	-	44	2,100%	44
	2023	-	-	2	-	1	8	-	1	4	6	2	3	2	▲	27
<b>General Civil - Level 2</b>	2024	-	-	2	1	-	-	-	-	-	-	-	-	3	50%	3
	2023	1	-	1	-	-	-	-	-	-	1	6	-	2	▲	10
<b>General Civil - Level 3</b>	2024	-	1	-	1	-	-	-	-	-	-	-	-	2	0%	2
	2023	1	-	-	1	1	-	-	-	-	6	1	1	2	↔	11
<b>Miscellaneous Civil</b>	2024	13	27	22	5	-	-	-	-	-	-	-	-	67	-32%	67
	2023	27	14	22	35	23	10	25	3	17	7	27	13	98	▼	223
<b>Misdemeanor</b>	2024	7	4	-	1	-	-	-	-	-	-	-	-	12	200%	12
	2023	3	-	1	-	-	1	-	1	3	7	1	3	4	▲	20
<b>Other</b>	2024	-	-	-	-	-	-	-	-	-	-	-	-	0	0	0
	2023	-	-	-	-	-	1	-	-	-	-	-	-	0	↔	1
<b>Other Criminally Related Matters</b>	2024	-	1	-	-	-	-	-	-	-	-	-	-	1	1	1
	2023	-	-	-	-	-	1	-	-	-	1	-	-	0	↔	2
<b>Probates/Wills &amp; Trusts - Level 2</b>	2024	-	-	-	-	-	-	-	-	-	-	-	-	0	-100%	0
	2023	1	-	1	-	-	-	-	-	-	-	-	-	2	▼	2
<b>Protective Orders</b>	2024	-	-	-	-	-	-	-	-	-	-	-	-	0	0	0
	2023	-	-	-	-	-	1	-	-	-	-	1	-	0	↔	2
<b>Uncontested Divorce</b>	2024	-	1	1	-	-	-	-	-	-	-	-	-	2	0%	2
	2023	1	-	-	1	-	-	1	-	3	1	1	1	2	↔	9

Dashboard

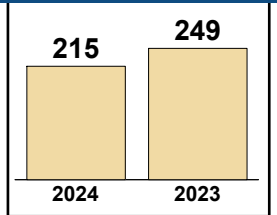
**Court:** Sussex Circuit  
**Start/End Date:** Jan-23 / Apr-24  
**2023 Average Month:** 55  
**Jan-Apr 2023:** 249  
**Dispositions Trending:** ▼

**Circuit/Court ID:** 6 206183  
**Type of Case:** Dispositions  
**2024 Average Month:** 54  
**Jan-Apr 2024 :** 215  
**Overall AVG. Month:** 55

Monthly Dispositions Summary



Jan --- Apr Dispositions



Dispositions by Division

Divisions		Jan	Feb	Mar	Apr	May	Jun	Jul	Aug	Sep	Oct	Nov	Dec	Thru Apr	% Change	Total
<b>Total</b>	2024	63	35	69	48	-	-	-	-	-	-	-	-	215	-14%	215
	2023	83	49	71	46	45	45	48	58	58	59	45	54	249	▼	661
<b>Civil</b>	2024	2	5	4	4	-	-	-	-	-	-	-	-	15	-32%	15
	2023	2	6	6	8	2	5	3	2	4	-	2	5	22	▼	45
<b>Criminal</b>	2024	38	15	38	24	-	-	-	-	-	-	-	-	115	-8%	115
	2023	53	16	38	18	16	19	41	27	36	42	17	26	125	▼	349
<b>Concealed Handgun Permits</b>	2024	19	12	20	17	-	-	-	-	-	-	-	-	68	-16%	68
	2023	24	17	23	17	20	17	4	21	15	14	23	20	81	▼	215
<b>Miscellaneous/ Other</b>	2024	4	3	7	3	-	-	-	-	-	-	-	-	17	-19%	17
	2023	4	10	4	3	7	4	-	8	3	3	3	3	21	▼	52

Dispositions by Case Category

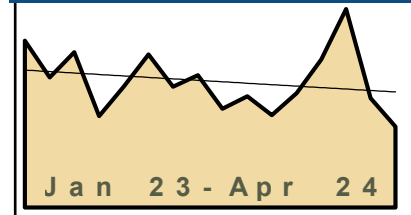
Case Categories		Jan	Feb	Mar	Apr	May	Jun	Jul	Aug	Sep	Oct	Nov	Dec	Thru Apr	% Change	Total
<b>Contested Divorce</b>	2024	-	2	1	-	-	-	-	-	-	-	-	-	3	50%	3
	2023	-	-	1	1	-	-	2	-	-	-	-	1	2	▲	5
<b>Domestic and Family - Level 1</b>	2024	-	-	-	-	-	-	-	-	-	-	-	-	0	-100%	0
	2023	1	-	-	1	-	-	-	-	-	-	-	3	2	▼	5
<b>Domestic and Family - Level 2</b>	2024	-	-	-	1	-	-	-	-	-	-	-	-	1	1	1
	2023	-	-	-	-	-	1	-	-	-	-	-	-	0	↔	1
<b>Felonies and Related Matters</b>	2024	27	11	33	7	-	-	-	-	-	-	-	-	78	-6%	78
	2023	38	7	23	15	11	10	34	10	24	31	7	21	83	▼	231
<b>General Civil - Level 2</b>	2024	2	2	2	2	-	-	-	-	-	-	-	-	8	0%	8
	2023	-	4	1	3	1	3	1	3	2	-	1	-	8	↔	19
<b>General Civil - Level 3</b>	2024	-	1	2	-	-	-	-	-	-	-	-	-	3	-73%	3
	2023	-	2	5	4	2	1	-	1	2	-	2	-	11	▼	19
<b>Miscellaneous Civil</b>	2024	22	13	25	19	-	-	-	-	-	-	-	-	79	-19%	79
	2023	28	25	25	19	26	20	4	26	18	16	24	23	97	▼	254
<b>Misdemeanor</b>	2024	9	1	5	5	-	-	-	-	-	-	-	-	20	-38%	20
	2023	12	8	11	1	2	6	5	15	8	9	6	6	32	▼	89
<b>Other Criminally Related Matters</b>	2024	2	3	-	12	-	-	-	-	-	-	-	-	17	70%	17
	2023	3	1	4	2	3	3	2	2	4	2	4	-	10	▲	30
<b>Probates/Wills &amp; Trusts - Level 2</b>	2024	-	2	-	-	-	-	-	-	-	-	-	-	2	2	2
	2023	-	-	-	-	-	-	-	-	-	-	-	-	0	↔	0
<b>Uncontested Divorce</b>	2024	1	-	1	2	-	-	-	-	-	-	-	-	4	0%	4
	2023	1	2	1	-	-	1	-	1	-	1	1	-	4	↔	8

Dashboard


**Court:** Hopewell Circuit  
**Start/End Date:** Jan-23 / Apr-24  
**2023 Average Month:** 118  
**Jan-Apr 2023:** 518  
**Dispositions Trending:** ↔

**Circuit/Court ID:** 6 206670  
**Type of Case:** Dispositions  
**2024 Average Month:** 128  
**Jan-Apr 2024 :** 511  
**Overall AVG. Month:** 121

Monthly Dispositions Summary



Jan --- Apr Dispositions



Dispositions by Division

Divisions		Jan	Feb	Mar	Apr	May	Jun	Jul	Aug	Sep	Oct	Nov	Dec	Thru Apr	% Change	Total
<b>Total</b>	2024	141	189	104	77	-	-	-	-	-	-	-	-	511	-1%	511
	2023	159	124	148	87	115	146	115	126	94	106	88	109	518	▼	1,417
<b>Civil</b>	2024	20	15	9	13	-	-	-	-	-	-	-	-	57	2%	57
	2023	26	9	9	12	11	5	13	17	16	25	10	14	56	▲	167
<b>Criminal</b>	2024	82	117	45	50	-	-	-	-	-	-	-	-	294	12%	294
	2023	100	62	58	43	48	108	74	69	48	64	42	71	263	▲	787
<b>Concealed Handgun Permits</b>	2024	34	44	42	7	-	-	-	-	-	-	-	-	127	-9%	127
	2023	23	47	51	18	53	22	19	24	22	13	29	17	139	▼	338
<b>Miscellaneous/ Other</b>	2024	5	12	8	6	-	-	-	-	-	-	-	-	31	-47%	31
	2023	9	6	30	14	3	11	9	16	8	4	7	7	59	▼	124
<b>Others</b>	2024	-	1	-	1	-	-	-	-	-	-	-	-	2	100%	2
	2023	1	-	-	-	-	-	-	-	-	-	-	-	1	▲	1

Dispositions by Case Category

Case Categories		Jan	Feb	Mar	Apr	May	Jun	Jul	Aug	Sep	Oct	Nov	Dec	Thru Apr	% Change	Total
<b>Contested Divorce</b>	2024	3	-	1	1	-	-	-	-	-	-	-	-	5	-17%	5
	2023	-	3	2	1	2	1	1	1	3	2	2	-	6	▼	18
<b>Domestic and Family - Level 1</b>	2024	4	2	1	1	-	-	-	-	-	-	-	-	8	-53%	8
	2023	16	-	1	-	-	1	1	6	2	11	-	3	17	▼	41
<b>Domestic and Family - Level 2</b>	2024	3	-	1	2	-	-	-	-	-	-	-	-	6	0%	6
	2023	2	1	1	2	2	1	-	1	-	2	1	-	6	↔	13
<b>Felonies and Related Matters</b>	2024	59	77	31	34	-	-	-	-	-	-	-	-	201	3%	201
	2023	76	44	43	32	35	61	49	46	29	29	26	48	195	▲	518
<b>General Civil - Level 1</b>	2024	-	-	-	-	-	-	-	-	-	-	-	-	0	0	0
	2023	-	-	-	-	-	-	-	-	1	-	-	1	0	↔	2
<b>General Civil - Level 2</b>	2024	3	3	3	2	-	-	-	-	-	-	-	-	11	120%	11
	2023	-	1	-	4	-	1	2	3	3	1	1	2	5	▲	18
<b>General Civil - Level 3</b>	2024	4	6	3	1	-	-	-	-	-	-	-	-	14	40%	14
	2023	4	2	1	3	3	-	4	-	3	4	3	-	10	▲	27
<b>Miscellaneous Civil</b>	2024	39	56	49	13	-	-	-	-	-	-	-	-	157	-18%	157
	2023	31	53	78	29	56	32	28	40	29	16	35	24	191	▼	451
<b>Misdemeanor</b>	2024	23	36	9	16	-	-	-	-	-	-	-	-	84	35%	84
	2023	23	18	14	7	10	46	21	23	16	31	13	20	62	▲	242
<b>Other</b>	2024	-	2	-	3	-	-	-	-	-	-	-	-	5	67%	5
	2023	2	-	1	-	-	-	-	-	-	1	-	-	3	▲	4
<b>Other Criminally Related Matters</b>	2024	-	4	5	-	-	-	-	-	-	-	-	-	9	50%	9
	2023	1	-	1	4	3	1	4	-	3	4	3	3	6	▲	27
<b>Probates/Wills &amp; Trusts - Level 2</b>	2024	1	-	-	-	-	-	-	-	-	-	-	-	1	-50%	1
	2023	-	-	1	1	-	-	1	1	-	-	-	-	2	▼	4
<b>Protective Orders</b>	2024	-	-	-	-	-	-	-	-	-	-	-	-	0	-100%	0
	2023	-	1	-	1	-	1	2	1	-	1	1	1	2	▼	9
<b>Uncontested Divorce</b>	2024	2	3	1	4	-	-	-	-	-	-	-	-	10	-23%	10
	2023	4	1	5	3	4	1	2	4	5	4	3	7	13	▼	43



Dashboard		Monthly Dispositions Summary		Jan --- Apr Dispositions	
<b>Court:</b> Newport News Circuit	<b>Circuit/Court ID:</b> 7 207700				
<b>Start/End Date:</b> Jan-23 / Apr-24	<b>Type of Case:</b> Dispositions				
<b>2023 Average Month:</b> 797	<b>2024 Average Month:</b> 1,078				
<b>Jan-Apr 2023:</b> 3,131	<b>Jan-Apr 2024 :</b> 4,313				
<b>Dispositions Trending:</b> ▲	<b>Overall AVG. Month:</b> 868				

Dispositions by Division																
Divisions		Jan	Feb	Mar	Apr	May	Jun	Jul	Aug	Sep	Oct	Nov	Dec	Thru Apr	% Change	Total
<b>Total</b>	2024	759	1,126	1,505	923	-	-	-	-	-	-	-	-	4,313	38%	4,313
	2023	718	722	926	765	822	1,009	788	822	697	850	705	744	3,131	▲	9,568
<b>Civil</b>	2024	95	486	540	224	-	-	-	-	-	-	-	-	1,345	196%	1,345
	2023	88	136	128	103	135	168	153	168	79	110	120	83	455	▲	1,471
<b>Criminal</b>	2024	321	306	406	330	-	-	-	-	-	-	-	-	1,363	3%	1,363
	2023	302	325	369	327	304	455	274	362	348	386	265	340	1,323	▲	4,057
<b>Concealed Handgun Permits</b>	2024	161	166	253	185	-	-	-	-	-	-	-	-	765	-13%	765
	2023	210	171	269	226	233	239	219	109	121	172	196	149	876	▼	2,314
<b>Miscellaneous/ Other</b>	2024	180	167	306	183	-	-	-	-	-	-	-	-	836	76%	836
	2023	117	89	160	108	150	147	142	181	148	182	123	172	474	▲	1,719
<b>Others</b>	2024	2	1	-	1	-	-	-	-	-	-	-	-	4	33%	4
	2023	1	1	-	1	-	-	-	2	1	-	1	-	3	▲	7

Dispositions by Case Category																
Case Categories		Jan	Feb	Mar	Apr	May	Jun	Jul	Aug	Sep	Oct	Nov	Dec	Thru Apr	% Change	Total
<b>Administrative Law</b>	2024	-	-	-	-	-	-	-	-	-	-	-	-	0	0	0
	2023	-	-	-	-	1	3	-	-	-	1	-	-	0	↔	5
<b>Capital Murder</b>	2024	-	-	-	-	-	-	-	-	-	-	-	-	0	0	0
	2023	-	-	-	-	-	1	-	-	-	-	-	-	0	↔	1
<b>Contested Divorce</b>	2024	18	11	8	15	-	-	-	-	-	-	-	-	52	-4%	52
	2023	6	15	18	15	17	14	15	24	12	14	22	14	54	▼	186
<b>Domestic and Family - Level 1</b>	2024	7	10	7	10	-	-	-	-	-	-	-	-	34	-29%	34
	2023	6	11	26	5	12	22	11	16	5	18	22	7	48	▼	161
<b>Domestic and Family - Level 2</b>	2024	1	6	-	1	-	-	-	-	-	-	-	-	8	-50%	8
	2023	4	8	2	2	5	8	6	8	3	4	4	7	16	▼	61
<b>Felonies and Related Matters</b>	2024	171	155	237	167	-	-	-	-	-	-	-	-	730	0%	730
	2023	158	167	218	187	145	248	141	189	147	207	125	166	730	↔	2,098
<b>General Civil</b>	2024	-	3	1	3	-	-	-	-	-	-	-	-	7	7	7
	2023	-	-	-	-	-	-	-	-	-	-	-	-	0	↔	0
<b>General Civil - Level 1</b>	2024	7	377	470	150	-	-	-	-	-	-	-	-	1,004	1,546%	1,004
	2023	13	25	9	14	15	11	48	23	-	6	5	6	61	▲	175
<b>General Civil - Level 2</b>	2024	27	24	28	20	-	-	-	-	-	-	-	-	99	32%	99
	2023	15	23	24	13	23	63	14	19	19	14	22	19	75	▲	268
<b>General Civil - Level 3</b>	2024	4	22	8	10	-	-	-	-	-	-	-	-	44	-20%	44
	2023	17	10	13	15	15	17	15	12	5	11	10	7	55	▼	147
<b>Miscellaneous Civil</b>	2024	284	250	451	325	-	-	-	-	-	-	-	-	1,310	18%	1,310
	2023	262	225	332	295	310	303	301	221	203	284	297	297	1,114	▲	3,330
<b>Misdemeanor</b>	2024	76	79	117	93	-	-	-	-	-	-	-	-	365	8%	365
	2023	77	88	101	72	74	96	56	84	83	102	63	80	338	▲	976
<b>Other</b>	2024	55	76	101	39	-	-	-	-	-	-	-	-	271	22%	271
	2023	61	34	92	35	70	61	59	68	63	69	22	23	222	▲	657
<b>Other Criminally Related Matters</b>	2024	75	76	52	71	-	-	-	-	-	-	-	-	274	-7%	274
	2023	79	86	52	77	87	110	80	90	124	80	83	94	294	▼	1,042
<b>Probates/Wills &amp; Trusts - Level 1</b>	2024	-	-	-	-	-	-	-	-	-	-	-	-	0	-100%	0
	2023	-	1	-	-	-	-	-	-	-	-	-	-	1	▼	1
<b>Probates/Wills &amp; Trusts - Level 2</b>	2024	3	2	1	2	-	-	-	-	-	-	-	-	8	0%	8
	2023	-	1	3	4	4	8	6	3	2	-	1	-	8	↔	32
<b>Uncontested Divorce</b>	2024	31	35	24	17	-	-	-	-	-	-	-	-	107	-7%	107
	2023	20	28	36	31	44	44	36	65	31	40	29	24	115	▼	428

Dashboard		Monthly Dispositions Summary		Jan --- Apr Dispositions	
<p><b>Court:</b> Hampton Circuit  <b>Start/End Date:</b> Jan-23 / Apr-24  <b>2023 Average Month:</b> 638  <b>Jan-Apr 2023:</b> 2,590  <b>Dispositions Trending:</b> ▲</p>	<p><b>Circuit/Court ID:</b> 8 208650  <b>Type of Case:</b> Dispositions  <b>2024 Average Month:</b> 823  <b>Jan-Apr 2024 :</b> 3,293  <b>Overall AVG. Month:</b> 685</p>	<p style="text-align: center; font-weight: bold; font-size: 1.2em;">Jan 23 - Apr 24</p>		<p style="text-align: center; font-weight: bold; font-size: 1.2em;">3,293      2,590</p> <p style="text-align: center;">2024                  2023</p>	

Dispositions by Division																
Divisions		Jan	Feb	Mar	Apr	May	Jun	Jul	Aug	Sep	Oct	Nov	Dec	Thru Apr	% Change	Total
<b>Total</b>	2024	670	778	945	900	-	-	-	-	-	-	-	-	3,293	27%	3,293
	2023	627	498	784	681	620	708	635	750	577	638	626	515	2,590	▲	7,659
<b>Civil</b>	2024	158	110	328	131	-	-	-	-	-	-	-	-	727	132%	727
	2023	80	64	67	102	75	100	116	81	88	82	90	54	313	▲	999
<b>Criminal</b>	2024	287	406	356	300	-	-	-	-	-	-	-	-	1,349	14%	1,349
	2023	295	224	406	257	274	376	319	382	293	344	266	325	1,182	▲	3,761
<b>Concealed Handgun Permits</b>	2024	160	160	142	309	-	-	-	-	-	-	-	-	771	-13%	771
	2023	216	154	244	269	210	152	119	212	139	153	224	84	883	▼	2,176
<b>Miscellaneous/ Other</b>	2024	65	102	119	160	-	-	-	-	-	-	-	-	446	111%	446
	2023	36	56	66	53	61	80	81	74	57	58	44	51	211	▲	717
<b>Others</b>	2024	-	-	-	-	-	-	-	-	-	-	-	-	0	-100%	0
	2023	-	-	1	-	-	-	-	1	-	1	2	1	1	▼	6

Dispositions by Case Category																
Case Categories		Jan	Feb	Mar	Apr	May	Jun	Jul	Aug	Sep	Oct	Nov	Dec	Thru Apr	% Change	Total
<b>Administrative Law</b>	2024	-	1	1	3	-	-	-	-	-	-	-	-	5	400%	5
	2023	-	-	-	1	-	2	-	-	-	-	-	-	-	1	▲
<b>Capital Murder</b>	2024	-	-	1	2	-	-	-	-	-	-	-	-	3	3	3
	2023	-	-	-	-	-	-	-	-	-	1	-	-	-	0	↔
<b>Contested Divorce</b>	2024	17	11	15	16	-	-	-	-	-	-	-	-	59	59%	59
	2023	11	8	5	13	12	13	19	3	7	11	13	3	37	▲	118
<b>Domestic and Family - Level 1</b>	2024	15	10	31	9	-	-	-	-	-	-	-	-	65	59%	65
	2023	19	5	5	12	14	10	9	11	11	8	12	10	41	▲	126
<b>Domestic and Family - Level 2</b>	2024	3	2	191	6	-	-	-	-	-	-	-	-	202	1,736%	202
	2023	2	1	3	5	-	-	5	4	4	-	1	2	11	▲	27
<b>Felonies and Related Matters</b>	2024	117	195	182	139	-	-	-	-	-	-	-	-	633	-4%	633
	2023	170	123	215	151	130	144	148	187	153	129	103	139	659	▼	1,792
<b>General Civil</b>	2024	-	-	-	4	-	-	-	-	-	-	-	-	4	4	4
	2023	-	-	-	-	1	-	-	-	-	-	-	-	0	↔	1
<b>General Civil - Level 1</b>	2024	2	-	2	3	-	-	-	-	-	-	-	-	7	600%	7
	2023	-	-	-	1	-	1	-	-	1	1	2	1	1	▲	7
<b>General Civil - Level 2</b>	2024	25	24	29	45	-	-	-	-	-	-	-	-	123	95%	123
	2023	19	14	13	17	19	13	17	12	10	6	20	10	63	▲	170
<b>General Civil - Level 3</b>	2024	12	20	18	35	-	-	-	-	-	-	-	-	85	57%	85
	2023	10	10	15	19	10	30	6	9	21	18	15	4	54	▲	167
<b>Miscellaneous Civil</b>	2024	194	224	213	418	-	-	-	-	-	-	-	-	1,049	6%	1,049
	2023	248	180	267	298	243	200	169	256	179	190	253	117	993	▲	2,600
<b>Misdemeanor</b>	2024	75	135	116	63	-	-	-	-	-	-	-	-	389	15%	389
	2023	77	65	121	74	73	104	71	97	76	83	79	109	337	▲	1,029
<b>Other</b>	2024	29	35	33	11	-	-	-	-	-	-	-	-	108	15%	108
	2023	3	29	39	23	25	31	30	31	18	25	19	20	94	▲	293
<b>Other Criminally Related Matters</b>	2024	113	84	66	99	-	-	-	-	-	-	-	-	362	60%	362
	2023	54	43	88	41	72	140	101	128	78	139	86	78	226	▲	1,048
<b>Probates/Wills &amp; Trusts - Level 1</b>	2024	-	1	-	1	-	-	-	-	-	-	-	-	2	100%	2
	2023	-	-	-	1	-	-	1	-	-	-	-	-	1	▲	2
<b>Probates/Wills &amp; Trusts - Level 2</b>	2024	6	2	3	8	-	-	-	-	-	-	-	-	19	73%	19
	2023	4	3	1	3	1	3	3	2	2	3	1	4	11	▲	30
<b>Uncontested Divorce</b>	2024	62	34	44	38	-	-	-	-	-	-	-	-	178	192%	178
	2023	10	17	12	22	20	17	56	10	17	24	22	18	61	▲	245

This report reflects data in the case management system. Numbers will update accordingly as reports are refreshed and posted.

Dashboard		Monthly Dispositions Summary		Jan --- Apr Dispositions	
<p><b>Court:</b> Charles City Circuit  <b>Start/End Date:</b> Jan-23 / Apr-24  <b>2023 Average Month:</b> 34  <b>Jan-Apr 2023:</b> 158  <b>Dispositions Trending:</b> ▼</p>	<p><b>Circuit/Court ID:</b> 9 209036  <b>Type of Case:</b> Dispositions  <b>2024 Average Month:</b> 32  <b>Jan-Apr 2024 :</b> 127  <b>Overall AVG. Month:</b> 33</p>				

Dispositions by Division																
Divisions		Jan	Feb	Mar	Apr	May	Jun	Jul	Aug	Sep	Oct	Nov	Dec	Thru Apr	% Change	Total
<b>Total</b>	2024	34	31	39	23	-	-	-	-	-	-	-	-	127	-20%	127
	2023	44	40	41	33	23	28	78	14	15	15	38	37	158	▼	406
<b>Civil</b>	2024	1	7	1	2	-	8	26	2	5	2	7	2	11	38%	11
	2023	3	4	-	1	-	-	-	-	-	-	-	-	8	▲	60
<b>Criminal</b>	2024	7	1	11	3	-	-	-	-	-	-	-	-	22	-24%	22
	2023	11	4	8	6	8	3	6	1	2	3	16	7	29	▼	75
<b>Concealed Handgun Permits</b>	2024	19	17	19	16	-	-	-	-	-	-	-	-	71	-24%	71
	2023	17	28	24	25	11	12	12	9	5	8	13	13	94	▼	177
<b>Miscellaneous/ Other</b>	2024	7	6	8	2	-	-	-	-	-	-	-	-	23	-15%	23
	2023	13	4	9	1	4	5	34	2	3	2	2	15	27	▼	94


Dispositions by Case Category																
Case Categories		Jan	Feb	Mar	Apr	May	Jun	Jul	Aug	Sep	Oct	Nov	Dec	Thru Apr	% Change	Total
<b>Administrative Law</b>	2024	-	1	-	-	-	-	-	-	-	-	-	-	1	1	1
	2023	-	-	-	-	-	-	-	-	-	-	-	-	0	↔	0
<b>Capital Murder</b>	2024	-	-	1	-	-	-	-	-	-	-	-	-	1	1	1
	2023	-	-	-	-	-	-	-	-	-	-	-	-	0	↔	0
<b>Contested Divorce</b>	2024	-	1	-	-	-	-	-	-	-	-	-	-	1	0%	1
	2023	-	1	-	-	-	1	3	-	-	-	1	-	1	↔	6
<b>Domestic and Family - Level 1</b>	2024	-	-	-	1	-	-	-	-	-	-	-	-	1	1	1
	2023	-	-	-	-	-	-	6	-	1	1	-	-	0	↔	8
<b>Domestic and Family - Level 2</b>	2024	-	-	1	-	-	-	-	-	-	-	-	-	1	0%	1
	2023	-	1	-	-	-	-	-	1	-	-	-	1	1	↔	3
<b>Felonies and Related Matters</b>	2024	5	1	6	2	-	-	-	-	-	-	-	-	14	-33%	14
	2023	8	3	6	4	7	2	4	1	2	1	12	5	21	▼	55
<b>General Civil - Level 1</b>	2024	-	1	-	1	-	-	-	-	-	-	-	-	2	2	2
	2023	-	-	-	-	-	-	-	-	-	-	1	-	0	↔	1
<b>General Civil - Level 2</b>	2024	-	3	-	-	-	-	-	-	-	-	-	-	3	0%	3
	2023	2	-	1	-	-	5	6	-	2	1	1	2	3	↔	20
<b>General Civil - Level 3</b>	2024	-	1	-	-	-	-	-	-	-	-	-	-	1	-67%	1
	2023	2	-	-	1	-	1	1	-	-	-	1	-	3	▼	6
<b>Miscellaneous Civil</b>	2024	26	22	27	17	-	-	-	-	-	-	-	-	92	-21%	92
	2023	27	32	32	26	15	13	48	11	8	10	15	24	117	▼	261
<b>Misdemeanor</b>	2024	2	-	3	1	-	-	-	-	-	-	-	-	6	20%	6
	2023	1	1	1	2	1	1	1	-	1	2	-	2	5	▲	13
<b>Other</b>	2024	-	-	-	-	-	-	-	-	-	-	-	-	0	-100%	0
	2023	-	1	-	-	-	-	1	-	1	-	-	3	1	▼	6
<b>Other Criminally Related Matters</b>	2024	-	-	1	-	-	-	-	-	-	-	-	-	1	-67%	1
	2023	2	-	1	-	-	-	-	1	-	-	4	-	3	▼	8
<b>Probates/Wills &amp; Trusts - Level 2</b>	2024	-	-	-	-	-	-	-	-	-	-	-	-	0	0	0
	2023	-	-	-	-	-	1	-	-	-	-	-	-	0	↔	1
<b>Uncontested Divorce</b>	2024	1	1	-	1	-	-	-	-	-	-	-	-	3	0%	3
	2023	2	1	-	-	-	4	7	1	-	-	3	-	3	↔	18

Dashboard

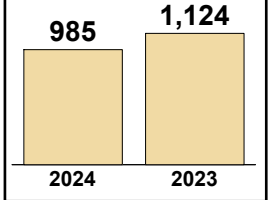
**Court:** Gloucester Circuit  
**Start/End Date:** Jan-23 / Apr-24  
**2023 Average Month:** 240  
**Jan-Apr 2023:** 1,124  
**Dispositions Trending:** ▼

**Circuit/Court ID:** 9 209073  
**Type of Case:** Dispositions  
**2024 Average Month:** 246  
**Jan-Apr 2024 :** 985  
**Overall AVG. Month:** 242

Monthly Dispositions Summary



Jan --- Apr Dispositions



Dispositions by Division

Divisions		Jan	Feb	Mar	Apr	May	Jun	Jul	Aug	Sep	Oct	Nov	Dec	Thru Apr	% Change	Total
<b>Total</b>	2024	272	209	274	230	-	-	-	-	-	-	-	-	985	-12%	985
	2023	241	298	342	243	190	230	247	258	173	242	233	182	1,124	▼	2,879
<b>Civil</b>	2024	28	16	52	34	-	-	-	-	-	-	-	-	130	37%	130
	2023	11	24	49	11	12	17	31	40	18	25	32	29	95	▲	299
<b>Criminal</b>	2024	71	88	102	81	-	-	-	-	-	-	-	-	342	3%	342
	2023	66	97	99	70	57	101	74	88	68	70	104	60	332	▲	954
<b>Concealed Handgun Permits</b>	2024	117	62	81	76	-	-	-	-	-	-	-	-	336	-24%	336
	2023	110	98	115	121	93	67	87	77	44	85	45	68	444	▼	1,010
<b>Miscellaneous/ Other</b>	2024	56	43	39	39	-	-	-	-	-	-	-	-	177	-29%	177
	2023	54	79	77	39	28	45	55	53	43	62	52	25	249	▼	612
<b>Others</b>	2024	-	-	-	-	-	-	-	-	-	-	-	-	0	-100%	0
	2023	-	-	2	2	-	-	-	-	-	-	-	-	4	▼	4

Dispositions by Case Category

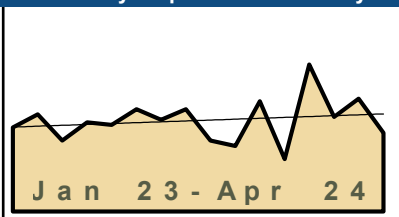
Case Categories		Jan	Feb	Mar	Apr	May	Jun	Jul	Aug	Sep	Oct	Nov	Dec	Thru Apr	% Change	Total
<b>Contested Divorce</b>	2024	2	-	14	5	-	-	-	-	-	-	-	-	21	110%	21
	2023	2	-	8	-	1	-	4	8	-	-	-	5	4	10	▲
<b>Domestic and Family - Level 1</b>	2024	1	7	4	5	-	-	-	-	-	-	-	-	17	42%	17
	2023	-	2	7	3	-	3	3	6	1	8	4	2	12	▲	39
<b>Domestic and Family - Level 2</b>	2024	2	-	1	4	-	-	-	-	-	-	-	-	7	40%	7
	2023	-	2	3	-	-	1	7	3	1	-	-	4	5	▲	21
<b>Felonies and Related Matters</b>	2024	43	71	80	49	-	-	-	-	-	-	-	-	243	-9%	243
	2023	42	86	83	55	39	70	55	52	46	44	72	39	266	▼	683
<b>General Civil - Level 1</b>	2024	-	-	1	-	-	-	-	-	-	-	-	-	1	1	1
	2023	-	-	-	-	-	1	-	-	-	-	-	-	0	↔	1
<b>General Civil - Level 2</b>	2024	5	3	4	7	-	-	-	-	-	-	-	-	19	6%	19
	2023	3	6	5	4	1	8	2	2	1	6	6	4	18	▲	48
<b>General Civil - Level 3</b>	2024	4	1	5	4	-	-	-	-	-	-	-	-	14	-42%	14
	2023	4	11	6	3	3	2	1	9	8	4	3	2	24	▼	56
<b>Miscellaneous Civil</b>	2024	140	74	96	90	-	-	-	-	-	-	-	-	400	-27%	400
	2023	124	134	158	131	102	85	103	96	64	110	70	77	547	▼	1,254
<b>Misdemeanor</b>	2024	25	14	19	30	-	-	-	-	-	-	-	-	88	66%	88
	2023	23	10	10	10	18	25	16	36	19	18	28	15	53	▲	228
<b>Other</b>	2024	37	30	26	26	-	-	-	-	-	-	-	-	119	-19%	119
	2023	39	43	33	32	18	26	39	36	22	36	27	19	147	▼	370
<b>Other Criminally Related Matters</b>	2024	3	3	3	3	-	-	-	-	-	-	-	-	12	-14%	12
	2023	1	2	6	5	-	6	3	1	3	8	4	6	14	▼	45
<b>Probates/Wills &amp; Trusts - Level 1</b>	2024	-	-	-	1	-	-	-	-	-	-	-	-	1	1	1
	2023	-	-	-	-	-	-	-	-	-	-	-	-	0	↔	0
<b>Probates/Wills &amp; Trusts - Level 2</b>	2024	1	1	3	-	-	-	-	-	-	-	-	-	5	400%	5
	2023	-	1	-	-	-	-	1	-	-	3	1	1	1	▲	7
<b>Protective Orders</b>	2024	-	1	-	-	-	-	-	-	-	-	-	-	1	1	1
	2023	-	-	-	-	-	-	-	-	-	-	-	-	0	↔	0
<b>Uncontested Divorce</b>	2024	9	4	18	6	-	-	-	-	-	-	-	-	37	37%	37
	2023	3	1	23	-	8	3	13	9	8	5	13	9	27	▲	95

Dashboard

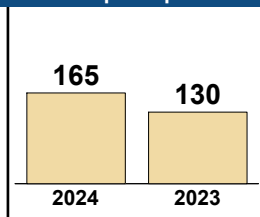
**Court:** King & Queen Circuit  
**Start/End Date:** Jan-23 / Apr-24  
**2023 Average Month:** 33  
**Jan-Apr 2023:** 130  
**Dispositions Trending:** ▲

**Circuit/Court ID:** 9 209097  
**Type of Case:** Dispositions  
**2024 Average Month:** 41  
**Jan-Apr 2024 :** 165  
**Overall AVG. Month:** 35

Monthly Dispositions Summary



Jan --- Apr Dispositions



Dispositions by Division

Divisions		Jan	Feb	Mar	Apr	May	Jun	Jul	Aug	Sep	Oct	Nov	Dec	Thru Apr	% Change	Total
<b>Total</b>	2024	56	36	43	30	-	-	-	-	-	-	-	-	165	27%	165
	2023	32	37	27	34	33	39	35	39	27	25	42	20	130	▲	390
<b>Civil</b>	2024	8	1	4	6	-	4	4	5	6	3	2	2	19	90%	19
	2023	3	1	6	-	1	4	4	5	6	3	2	2	10	▲	37
<b>Criminal</b>	2024	8	21	10	8	-	-	-	-	-	-	-	-	47	24%	47
	2023	10	13	1	14	9	11	21	14	7	11	14	2	38	▲	127
<b>Concealed Handgun Permits</b>	2024	26	11	21	7	-	-	-	-	-	-	-	-	65	-8%	65
	2023	16	20	17	18	18	17	8	15	10	9	23	15	71	▼	186
<b>Miscellaneous/ Other</b>	2024	13	3	4	5	-	-	-	-	-	-	-	-	25	127%	25
	2023	3	3	3	2	5	7	2	5	4	2	3	1	11	▲	40
<b>Others</b>	2024	1	-	4	4	-	-	-	-	-	-	-	-	9	9	9
	2023	-	-	-	-	-	-	-	-	-	-	-	-	0	↔	0

Dispositions by Case Category

Case Categories		Jan	Feb	Mar	Apr	May	Jun	Jul	Aug	Sep	Oct	Nov	Dec	Thru Apr	% Change	Total
<b>Contested Divorce</b>	2024	2	-	-	2	-	-	-	-	-	-	-	-	4	4	4
	2023	-	-	-	-	-	-	1	-	-	1	1	-	0	↔	3
<b>Domestic and Family - Level 1</b>	2024	-	-	-	1	-	-	-	-	-	-	-	-	1	-86%	1
	2023	-	-	7	-	-	-	-	2	-	-	-	-	7	▼	9
<b>Domestic and Family - Level 2</b>	2024	-	-	3	-	-	-	-	-	-	-	-	-	3	200%	3
	2023	-	1	-	-	-	1	-	-	5	-	-	-	1	▲	7
<b>Felonies and Related Matters</b>	2024	4	15	9	3	-	-	-	-	-	-	-	-	31	41%	31
	2023	6	8	1	7	6	8	14	5	7	7	12	1	22	▲	82
<b>General Civil - Level 2</b>	2024	2	-	-	1	-	-	-	-	-	-	-	-	3	0%	3
	2023	3	-	-	-	-	2	-	1	-	1	1	-	3	↔	8
<b>General Civil - Level 3</b>	2024	1	1	1	1	-	-	-	-	-	-	-	-	4	4	4
	2023	-	-	-	-	-	-	-	2	-	1	-	1	0	↔	4
<b>Miscellaneous Civil</b>	2024	35	11	23	11	-	-	-	-	-	-	-	-	80	-1%	80
	2023	19	23	19	20	23	24	9	19	14	11	24	16	81	▼	221
<b>Misdemeanor</b>	2024	4	3	1	3	-	-	-	-	-	-	-	-	11	120%	11
	2023	1	3	-	1	3	2	5	7	1	3	2	1	5	▲	29
<b>Other</b>	2024	4	3	6	4	-	-	-	-	-	-	-	-	17	17	17
	2023	-	-	-	-	-	-	-	-	-	-	1	-	0	↔	1
<b>Other Criminally Related Matters</b>	2024	-	3	-	2	-	-	-	-	-	-	-	-	5	-55%	5
	2023	3	2	-	6	-	1	2	2	-	1	-	1	11	▼	18
<b>Probates/Wills &amp; Trusts - Level 2</b>	2024	1	-	-	-	-	-	-	-	-	-	-	-	1	1	1
	2023	-	-	-	-	-	-	-	-	-	-	-	-	0	↔	0
<b>Uncontested Divorce</b>	2024	3	-	-	2	-	-	-	-	-	-	-	-	5	5	5
	2023	-	-	-	-	1	1	4	1	-	-	1	-	0	↔	8

Dashboard		Monthly Dispositions Summary		Jan --- Apr Dispositions	
<b>Court:</b> King William Circuit	<b>Circuit/Court ID:</b> 9 209101				
<b>Start/End Date:</b> Jan-23 / Apr-24	<b>Type of Case:</b> Dispositions				
<b>2023 Average Month:</b> 95	<b>2024 Average Month:</b> 101				
<b>Jan-Apr 2023:</b> 408	<b>Jan-Apr 2024 :</b> 405				
<b>Dispositions Trending:</b> ↔	<b>Overall AVG. Month:</b> 96				

Dispositions by Division																
Divisions		Jan	Feb	Mar	Apr	May	Jun	Jul	Aug	Sep	Oct	Nov	Dec	Thru Apr	% Change	Total
<b>Total</b>	2024	90	111	106	98	-	-	-	-	-	-	-	-	405	-1%	405
	2023	114	89	75	130	74	106	64	69	119	78	77	139	408	▼	1,134
<b>Civil</b>	2024	11	5	12	9	-	-	-	-	-	-	-	-	37	61%	37
	2023	6	8	6	3	9	5	9	5	14	7	6	12	23	▲	90
<b>Criminal</b>	2024	20	31	24	30	-	-	-	-	-	-	-	-	105	4%	105
	2023	22	19	17	43	20	24	14	10	42	11	21	12	101	▲	255
<b>Concealed Handgun Permits</b>	2024	44	53	44	33	-	-	-	-	-	-	-	-	174	-13%	174
	2023	58	45	38	60	27	59	23	25	40	38	37	45	201	▼	495
<b>Miscellaneous/ Other</b>	2024	15	22	26	26	-	-	-	-	-	-	-	-	89	7%	89
	2023	28	17	14	24	18	18	18	29	23	22	13	70	83	▲	294

Dispositions by Case Category																
Case Categories		Jan	Feb	Mar	Apr	May	Jun	Jul	Aug	Sep	Oct	Nov	Dec	Thru Apr	% Change	Total
<b>Administrative Law</b>	2024	-	-	2	-	-	-	-	-	-	-	-	-	2	2	2
	2023	-	-	-	-	-	-	-	-	-	-	-	-	0	↔	0
<b>Capital Murder</b>	2024	-	-	-	-	-	-	-	-	-	-	-	-	0	0	0
	2023	-	-	-	-	1	-	-	-	-	-	-	-	0	↔	1
<b>Contested Divorce</b>	2024	-	-	3	3	-	-	-	-	-	-	-	-	6	500%	6
	2023	1	-	-	-	1	1	-	1	-	-	-	3	1	▲	7
<b>Domestic and Family - Level 1</b>	2024	3	-	-	-	-	-	-	-	-	-	-	-	3	0%	3
	2023	1	1	-	1	-	-	1	-	3	4	1	-	3	↔	12
<b>Domestic and Family - Level 2</b>	2024	-	1	2	4	-	-	-	-	-	-	-	-	7	600%	7
	2023	1	-	-	-	1	1	1	-	3	-	-	-	1	▲	7
<b>Felonies and Related Matters</b>	2024	17	22	23	23	-	-	-	-	-	-	-	-	85	5%	85
	2023	18	12	16	35	12	17	5	6	21	4	7	4	81	▲	157
<b>General Civil - Level 1</b>	2024	-	-	-	-	-	-	-	-	-	-	-	-	0	0	0
	2023	-	-	-	-	-	-	-	-	1	-	-	-	0	↔	1
<b>General Civil - Level 2</b>	2024	-	1	1	1	-	-	-	-	-	-	-	-	3	0%	3
	2023	-	1	2	-	4	2	1	-	2	1	1	-	3	↔	14
<b>General Civil - Level 3</b>	2024	4	1	3	1	-	-	-	-	-	-	-	-	9	-10%	9
	2023	-	5	2	3	1	1	3	2	1	1	3	5	10	▼	27
<b>Miscellaneous Civil</b>	2024	46	66	51	46	-	-	-	-	-	-	-	-	209	-8%	209
	2023	64	48	44	70	38	65	28	43	50	46	45	56	226	▼	597
<b>Misdemeanor</b>	2024	2	9	2	4	-	-	-	-	-	-	-	-	17	31%	17
	2023	3	2	1	7	4	6	8	3	15	5	14	3	13	▲	71
<b>Other</b>	2024	13	8	17	12	-	-	-	-	-	-	-	-	50	-12%	50
	2023	22	14	8	13	8	11	12	11	14	13	5	59	57	▼	190
<b>Other Criminally Related Matters</b>	2024	1	-	-	3	-	-	-	-	-	-	-	-	4	-43%	4
	2023	1	5	-	1	3	1	1	1	6	2	-	5	7	▼	26
<b>Probates/Wills &amp; Trusts - Level 2</b>	2024	-	-	-	-	-	-	-	-	-	-	-	-	0	0	0
	2023	-	-	-	-	-	-	-	-	1	-	-	-	0	↔	1
<b>Uncontested Divorce</b>	2024	4	3	2	1	-	-	-	-	-	-	-	-	10	67%	10
	2023	3	1	2	-	1	1	4	1	3	2	1	4	6	▲	23

Dashboard		Monthly Dispositions Summary		Jan --- Apr Dispositions					
<p><b>Court:</b> Mathews Circuit  <b>Start/End Date:</b> Jan-23 / Apr-24  <b>2023 Average Month:</b> 37  <b>Jan-Apr 2023:</b> 162  <b>Dispositions Trending:</b> ↔</p>	<p><b>Circuit/Court ID:</b> 9 209115  <b>Type of Case:</b> Dispositions  <b>2024 Average Month:</b> 40  <b>Jan-Apr 2024 :</b> 160  <b>Overall AVG. Month:</b> 38</p>	<p>Jan 23 - Apr 24</p>		<table border="1" style="margin: auto;"> <tr> <td style="text-align: center; width: 50px;">160</td> <td style="text-align: center; width: 50px;">162</td> </tr> <tr> <td style="text-align: center;">2024</td> <td style="text-align: center;">2023</td> </tr> </table>		160	162	2024	2023
160	162								
2024	2023								

Dispositions by Division																
Divisions		Jan	Feb	Mar	Apr	May	Jun	Jul	Aug	Sep	Oct	Nov	Dec	Thru Apr	% Change	Total
<b>Total</b>	2024	43	48	41	28	-	-	-	-	-	-	-	-	160	-1%	160
	2023	39	34	54	35	43	22	36	38	29	24	29	59	162	▼	442
<b>Civil</b>	2024	13	6	9	6	-	-	-	-	-	-	-	-	34	70%	34
	2023	3	5	9	3	7	2	7	6	-	-	6	7	20	▲	55
<b>Criminal</b>	2024	3	6	10	10	-	-	-	-	-	-	-	-	29	-42%	29
	2023	10	3	14	23	6	2	10	8	7	3	6	21	50	▼	113
<b>Concealed Handgun Permits</b>	2024	21	34	21	9	-	-	-	-	-	-	-	-	85	33%	85
	2023	18	20	18	8	21	15	15	18	18	16	14	22	64	▲	203
<b>Miscellaneous/ Other</b>	2024	6	2	1	3	-	-	-	-	-	-	-	-	12	-57%	12
	2023	8	6	13	1	9	3	4	6	4	5	3	9	28	▼	71

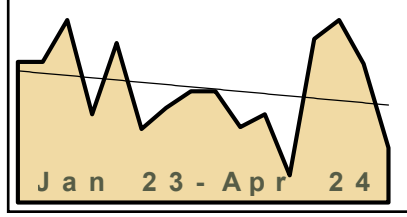
Dispositions by Case Category																
Case Categories		Jan	Feb	Mar	Apr	May	Jun	Jul	Aug	Sep	Oct	Nov	Dec	Thru Apr	% Change	Total
<b>Contested Divorce</b>	2024	1	-	-	1	-	-	-	-	-	-	-	-	2	100%	2
	2023	-	-	1	-	1	-	1	-	-	-	-	1	1	▲	5
<b>Domestic and Family - Level 1</b>	2024	1	5	-	1	-	-	-	-	-	-	-	-	7	75%	7
	2023	-	4	-	-	-	-	-	-	-	-	-	-	4	▲	4
<b>Domestic and Family - Level 2</b>	2024	-	-	-	-	-	-	-	-	-	-	-	-	0	-100%	0
	2023	-	-	2	-	-	-	-	-	-	-	1	-	2	▼	3
<b>Felonies and Related Matters</b>	2024	2	5	7	7	-	-	-	-	-	-	-	-	21	-30%	21
	2023	4	2	8	16	2	1	6	5	5	3	6	12	30	▼	70
<b>General Civil - Level 1</b>	2024	1	-	-	-	-	-	-	-	-	-	-	-	1	1	1
	2023	-	-	-	-	-	-	-	-	-	-	-	-	0	↔	0
<b>General Civil - Level 2</b>	2024	3	1	-	2	-	-	-	-	-	-	-	-	6	100%	6
	2023	2	1	-	-	3	-	-	-	-	-	-	1	3	▲	7
<b>General Civil - Level 3</b>	2024	4	-	-	-	-	-	-	-	-	-	-	-	4	0%	4
	2023	1	1	2	-	-	1	6	1	-	-	3	4	4	↔	19
<b>Miscellaneous Civil</b>	2024	27	35	23	11	-	-	-	-	-	-	-	-	96	7%	96
	2023	24	25	31	10	30	18	18	24	21	21	17	30	90	▲	269
<b>Misdemeanor</b>	2024	-	1	2	3	-	-	-	-	-	-	-	-	6	-50%	6
	2023	-	1	4	7	4	1	4	3	1	-	-	6	12	▼	31
<b>Other</b>	2024	1	1	1	1	-	-	-	-	-	-	-	-	4	4	4
	2023	-	-	-	-	-	1	1	-	1	-	-	1	0	↔	4
<b>Other Criminally Related Matters</b>	2024	1	-	1	-	-	-	-	-	-	-	-	-	2	-80%	2
	2023	6	-	2	2	-	-	-	-	1	-	-	3	10	▼	14
<b>Probates/Wills &amp; Trusts - Level 2</b>	2024	-	-	1	2	-	-	-	-	-	-	-	-	3	3	3
	2023	-	-	-	-	2	-	-	1	-	-	1	-	0	↔	4
<b>Protective Orders</b>	2024	-	-	-	-	-	-	-	-	-	-	-	-	0	-100%	0
	2023	-	-	1	-	-	-	-	-	-	-	-	-	1	▼	1
<b>Uncontested Divorce</b>	2024	2	-	6	-	-	-	-	-	-	-	-	-	8	60%	8
	2023	2	-	3	-	1	-	-	4	-	-	-	1	5	▲	11

Dashboard

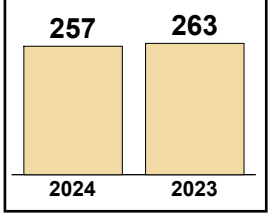
**Court:** Middlesex Circuit  
**Start/End Date:** Jan-23 / Apr-24  
**2023 Average Month:** 51  
**Jan-Apr 2023:** 263  
**Dispositions Trending:** ⇄

**Circuit/Court ID:** 9 209119  
**Type of Case:** Dispositions  
**2024 Average Month:** 64  
**Jan-Apr 2024 :** 257  
**Overall AVG. Month:** 55

Monthly Dispositions Summary



Jan --- Apr Dispositions



Dispositions by Division

Divisions		Jan	Feb	Mar	Apr	May	Jun	Jul	Aug	Sep	Oct	Nov	Dec	Thru Apr	% Change	Total
<b>Total</b>	2024	78	87	66	26	-	-	-	-	-	-	-	-	257	-2%	257
	2023	67	67	87	42	76	35	45	53	53	36	42	13	263	▼	616
<b>Civil</b>	2024	15	4	9	2	13	2	7	7	5	10	3	5	30	3%	30
	2023	4	8	12	5	13	2	7	7	5	10	3	5	29	▲	81
<b>Criminal</b>	2024	23	52	25	3	-	-	-	-	-	-	-	-	103	18%	103
	2023	29	20	31	7	35	7	7	20	17	11	14	-	87	▲	198
<b>Concealed Handgun Permits</b>	2024	37	26	23	17	-	-	-	-	-	-	-	-	103	-13%	103
	2023	30	28	38	22	24	22	21	23	21	11	20	5	118	▼	265
<b>Miscellaneous/ Other</b>	2024	3	5	9	4	-	-	-	-	-	-	-	-	21	-28%	21
	2023	4	11	6	8	3	4	9	3	9	4	5	3	29	▼	69
<b>Others</b>	2024	-	-	-	-	-	-	-	-	-	-	-	-	0	0	0
	2023	-	-	-	-	1	-	1	-	1	-	-	-	0	↔	3

Dispositions by Case Category

Case Categories		Jan	Feb	Mar	Apr	May	Jun	Jul	Aug	Sep	Oct	Nov	Dec	Thru Apr	% Change	Total
<b>Capital Murder</b>	2024	-	-	-	1	-	-	-	-	-	-	-	-	0	-100%	0
	2023	-	-	-	-	-	-	-	-	-	-	-	-	1	▼	1
<b>Contested Divorce</b>	2024	3	-	2	-	-	-	-	-	-	-	-	-	5	67%	5
	2023	-	-	3	-	1	-	1	2	2	-	-	3	3	▲	12
<b>Domestic and Family - Level 1</b>	2024	2	-	-	-	-	-	-	-	-	-	-	-	2	-50%	2
	2023	-	-	4	-	-	1	-	-	-	2	-	-	4	▼	7
<b>Domestic and Family - Level 2</b>	2024	-	1	2	-	-	-	-	-	-	-	-	-	3	3	3
	2023	-	-	-	-	-	-	-	1	-	-	-	-	0	↔	1
<b>Felonies and Related Matters</b>	2024	12	38	18	1	-	-	-	-	-	-	-	-	69	50%	69
	2023	20	13	10	3	23	7	6	7	13	5	6	-	46	▲	113
<b>General Civil - Level 1</b>	2024	-	-	-	-	-	-	-	-	-	-	-	-	0	-100%	0
	2023	1	-	-	-	-	-	-	-	-	-	-	-	1	▼	1
<b>General Civil - Level 2</b>	2024	2	2	2	1	-	-	-	-	-	-	-	-	7	40%	7
	2023	2	1	1	1	-	-	2	1	-	2	2	-	5	▲	12
<b>General Civil - Level 3</b>	2024	2	1	-	-	-	-	-	-	-	-	-	-	3	-75%	3
	2023	2	6	-	4	4	1	2	1	-	2	2	-	12	▼	24
<b>Miscellaneous Civil</b>	2024	39	29	26	20	27	25	27	23	26	14	24	7	114	-19%	114
	2023	31	37	43	29	27	25	27	23	26	14	24	7	140	▼	313
<b>Misdemeanor</b>	2024	10	10	7	1	-	-	-	-	-	-	-	-	28	-26%	28
	2023	9	7	19	3	11	-	-	13	3	5	5	-	38	▼	75
<b>Other</b>	2024	1	2	4	1	-	-	-	-	-	-	-	-	8	33%	8
	2023	2	3	1	-	1	1	3	4	6	3	-	1	6	▲	25
<b>Other Criminally Related Matters</b>	2024	2	4	-	1	-	-	-	-	-	-	-	-	7	133%	7
	2023	-	-	2	1	1	-	1	-	1	1	3	-	3	▲	10
<b>Probates/Wills &amp; Trusts - Level 2</b>	2024	1	-	1	1	-	-	-	-	-	-	-	-	3	50%	3
	2023	-	-	2	-	-	-	-	-	1	1	-	1	2	▲	5
<b>Protective Orders</b>	2024	3	-	-	-	-	-	-	-	-	-	-	-	3	3	3
	2023	-	-	-	-	-	-	-	-	-	-	-	-	0	↔	0
<b>Uncontested Divorce</b>	2024	1	-	4	-	-	-	-	-	-	-	-	-	5	150%	5
	2023	-	-	2	-	8	-	3	1	1	1	-	1	2	▲	17

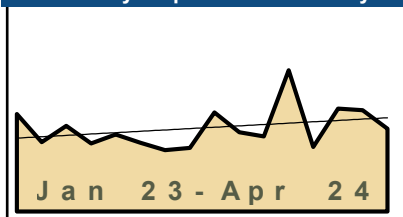


Dashboard

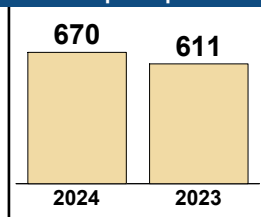
**Court:** New Kent Circuit  
**Start/End Date:** Jan-23 / Apr-24  
**2023 Average Month:** 157  
**Jan-Apr 2023:** 611  
**Dispositions Trending:** ▲

**Circuit/Court ID:** 9 209127  
**Type of Case:** Dispositions  
**2024 Average Month:** 168  
**Jan-Apr 2024 :** 670  
**Overall AVG. Month:** 159

Monthly Dispositions Summary



Jan --- Apr Dispositions



Dispositions by Division

Divisions		Jan	Feb	Mar	Apr	May	Jun	Jul	Aug	Sep	Oct	Nov	Dec	Thru Apr	% Change	Total
<b>Total</b>	2024	123	196	193	158	-	-	-	-	-	-	-	-	670	10%	670
	2023	186	132	163	130	147	131	117	121	189	151	143	269	611	▲	1,879
<b>Civil</b>	2024	8	9	11	10	-	-	-	-	-	-	-	-	38	-36%	38
	2023	18	17	13	11	7	16	13	11	17	20	15	24	59	▼	182
<b>Criminal</b>	2024	49	51	53	47	-	-	-	-	-	-	-	-	200	13%	200
	2023	68	24	19	66	54	30	54	36	79	45	37	68	177	▲	580
<b>Concealed Handgun Permits</b>	2024	33	88	76	54	-	-	-	-	-	-	-	-	251	-7%	251
	2023	82	64	100	23	50	58	25	50	60	59	70	63	269	▼	704
<b>Miscellaneous/ Other</b>	2024	33	48	53	46	-	-	-	-	-	-	-	-	180	70%	180
	2023	18	27	31	30	36	27	25	24	33	27	21	113	106	▲	412
<b>Others</b>	2024	-	-	-	1	-	-	-	-	-	-	-	-	1	1	1
	2023	-	-	-	-	-	-	-	-	-	-	-	1	0	↔	1

Dispositions by Case Category

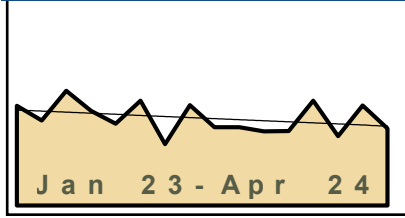
Case Categories		Jan	Feb	Mar	Apr	May	Jun	Jul	Aug	Sep	Oct	Nov	Dec	Thru Apr	% Change	Total
<b>Contested Divorce</b>	2024	1	1	-	2	-	-	-	-	-	-	-	-	4	-67%	4
	2023	4	2	2	4	-	2	1	1	-	1	1	5	12	▼	23
<b>Domestic and Family - Level 1</b>	2024	3	-	3	1	-	-	-	-	-	-	-	-	7	-22%	7
	2023	3	5	-	1	-	2	6	-	5	3	2	-	9	▼	27
<b>Domestic and Family - Level 2</b>	2024	-	-	2	-	-	-	-	-	-	-	-	-	2	-33%	2
	2023	-	2	1	-	-	-	2	1	4	3	3	2	3	▼	18
<b>Felonies and Related Matters</b>	2024	35	26	27	36	-	-	-	-	-	-	-	-	124	-2%	124
	2023	52	13	6	56	38	20	36	20	59	25	33	54	127	▼	412
<b>General Civil - Level 2</b>	2024	3	-	1	4	-	-	-	-	-	-	-	-	8	100%	8
	2023	-	2	2	-	-	4	1	1	2	5	5	8	4	▲	30
<b>General Civil - Level 3</b>	2024	1	1	4	2	-	-	-	-	-	-	-	-	8	-53%	8
	2023	7	3	4	3	-	1	1	4	3	2	-	5	17	▼	33
<b>Miscellaneous Civil</b>	2024	46	94	86	59	-	-	-	-	-	-	-	-	285	-5%	285
	2023	88	72	109	32	64	66	32	54	69	63	80	70	301	▼	799
<b>Misdemeanor</b>	2024	7	14	26	10	-	-	-	-	-	-	-	-	57	46%	57
	2023	11	10	8	10	15	9	16	8	19	17	4	13	39	▲	140
<b>Other</b>	2024	20	41	41	40	-	-	-	-	-	-	-	-	142	92%	142
	2023	12	19	22	21	22	19	18	20	24	22	11	108	74	▲	318
<b>Other Criminally Related Matters</b>	2024	7	11	-	1	-	-	-	-	-	-	-	-	19	73%	19
	2023	5	1	5	-	1	1	2	8	1	3	-	1	11	▲	28
<b>Probates/Wills &amp; Trusts - Level 1</b>	2024	-	-	-	-	-	-	-	-	-	-	-	-	0	0	0
	2023	-	-	-	-	-	-	-	-	-	-	-	1	0	↔	1
<b>Probates/Wills &amp; Trusts - Level 2</b>	2024	-	-	-	-	-	-	-	-	-	-	-	-	0	-100%	0
	2023	-	1	-	-	-	1	-	-	-	1	1	-	1	▼	4
<b>Protective Orders</b>	2024	-	-	1	-	-	-	-	-	-	-	-	-	1	0%	1
	2023	-	1	-	-	-	-	-	-	-	2	-	-	1	↔	3
<b>Uncontested Divorce</b>	2024	-	8	2	3	-	-	-	-	-	-	-	-	13	8%	13
	2023	4	1	4	3	7	6	2	4	3	4	3	2	12	▲	43

Dashboard

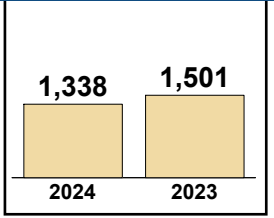
**Court:** York Circuit  
**Start/End Date:** Jan-23 / Apr-24  
**2023 Average Month:** 333  
**Jan-Apr 2023:** 1,501  
**Dispositions Trending:** ▼

**Circuit/Court ID:** 9 209199  
**Type of Case:** Dispositions  
**2024 Average Month:** 335  
**Jan-Apr 2024 :** 1,338  
**Overall AVG. Month:** 333

Monthly Dispositions Summary



Jan --- Apr Dispositions



Dispositions by Division

Divisions		Jan	Feb	Mar	Apr	May	Jun	Jul	Aug	Sep	Oct	Nov	Dec	Thru Apr	% Change	Total
<b>Total</b>	2024	399	264	381	294	-	-	-	-	-	-	-	-	1,338	-11%	1,338
	2023	380	324	437	360	312	400	234	383	299	299	282	284	1,501	▼	3,994
<b>Civil</b>	2024	53	28	48	55	-	-	-	-	-	-	-	-	184	8%	184
	2023	35	44	51	41	52	44	26	47	28	48	32	43	171	▲	491
<b>Criminal</b>	2024	158	78	133	87	-	-	-	-	-	-	-	-	456	19%	456
	2023	105	92	90	96	94	140	99	122	109	105	107	74	383	▲	1,233
<b>Concealed Handgun Permits</b>	2024	140	121	175	110	-	-	-	-	-	-	-	-	546	-27%	546
	2023	181	152	243	167	128	173	78	164	110	113	109	134	743	▼	1,752
<b>Miscellaneous/ Other</b>	2024	48	37	25	42	-	-	-	-	-	-	-	-	152	-25%	152
	2023	59	36	52	55	38	43	31	50	52	32	34	32	202	▼	514
<b>Others</b>	2024	-	-	-	-	-	-	-	-	-	-	-	-	0	-100%	0
	2023	-	-	1	1	-	-	-	-	-	-	1	-	2	▼	4

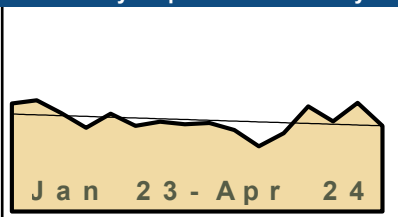
Dispositions by Case Category

Case Categories		Jan	Feb	Mar	Apr	May	Jun	Jul	Aug	Sep	Oct	Nov	Dec	Thru Apr	% Change	Total
<b>Administrative Law</b>	2024	-	-	-	-	-	-	-	-	-	-	-	-	0	-100%	0
	2023	-	-	-	2	-	-	-	-	-	-	-	-	1	2	▼
<b>Contested Divorce</b>	2024	-	4	8	6	-	-	-	-	-	-	-	-	18	64%	18
	2023	4	4	2	1	6	1	3	5	3	7	4	8	11	▲	48
<b>Domestic and Family - Level 1</b>	2024	10	4	6	16	-	-	-	-	-	-	-	-	36	112%	36
	2023	-	3	11	3	3	2	-	5	2	6	2	7	17	▲	44
<b>Domestic and Family - Level 2</b>	2024	15	2	5	4	-	-	-	-	-	-	-	-	26	-28%	26
	2023	7	10	11	8	10	6	2	6	5	5	7	2	36	▼	79
<b>Felonies and Related Matters</b>	2024	100	45	76	47	-	-	-	-	-	-	-	-	268	36%	268
	2023	53	42	53	49	52	70	59	66	54	57	54	50	197	▲	659
<b>General Civil - Level 1</b>	2024	-	-	1	-	-	-	-	-	-	-	-	-	1	-50%	1
	2023	-	-	-	2	1	-	2	-	1	-	-	-	2	▼	6
<b>General Civil - Level 2</b>	2024	8	12	17	12	-	-	-	-	-	-	-	-	49	23%	49
	2023	10	10	12	8	8	10	2	6	7	9	4	6	40	▲	92
<b>General Civil - Level 3</b>	2024	5	2	4	4	-	-	-	-	-	-	-	-	15	-48%	15
	2023	4	11	8	6	3	5	5	7	4	6	6	6	29	▼	71
<b>Miscellaneous Civil</b>	2024	184	151	194	148	-	-	-	-	-	-	-	-	677	-26%	677
	2023	236	182	286	213	159	213	105	208	159	141	137	162	917	▼	2,201
<b>Misdemeanor</b>	2024	45	25	28	35	-	-	-	-	-	-	-	-	133	-17%	133
	2023	45	49	28	38	30	57	29	55	42	38	34	20	160	▼	465
<b>Other</b>	2024	2	-	1	-	-	-	-	-	-	-	-	-	3	-70%	3
	2023	2	2	1	5	5	1	-	2	-	3	1	3	10	▼	25
<b>Other Criminally Related Matters</b>	2024	13	8	29	5	-	-	-	-	-	-	-	-	55	104%	55
	2023	7	1	10	9	12	13	11	1	13	11	19	4	27	▲	111
<b>Probates/Wills &amp; Trusts - Level 1</b>	2024	-	-	-	-	-	-	-	-	-	-	-	-	0	0	0
	2023	-	-	-	-	1	1	-	-	-	-	-	-	0	↔	2
<b>Probates/Wills &amp; Trusts - Level 2</b>	2024	2	1	3	1	-	-	-	-	-	-	-	-	7	-36%	7
	2023	5	3	1	2	2	6	3	4	2	1	-	3	11	▼	32
<b>Protective Orders</b>	2024	-	1	1	-	-	-	-	-	-	-	-	-	2	2	2
	2023	-	-	-	-	-	-	-	-	-	-	-	-	0	↔	0
<b>Uncontested Divorce</b>	2024	15	9	8	16	-	-	-	-	-	-	-	-	48	14%	48
	2023	7	7	14	14	20	15	13	18	7	15	14	12	42	▲	156

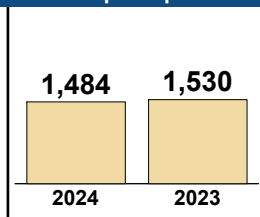
Dashboard

**Court:** Williamsburg Circuit **Circuit/Court ID:** 9 209830  
**Start/End Date:** Jan-23 / Apr-24 **Type of Case:** Dispositions  
**2023 Average Month:** 342 **2024 Average Month:**371  
**Jan-Apr 2023:** 1,530 **Jan-Apr 2024 :** 1,484  
**Dispositions Trending:** ▼ **Overall AVG. Month:** 349

Monthly Dispositions Summary



Jan --- Apr Dispositions



Dispositions by Division

Divisions		Jan	Feb	Mar	Apr	May	Jun	Jul	Aug	Sep	Oct	Nov	Dec	Thru Apr	% Change	Total
<b>Total</b>	2024	401	343	414	326	-	-	-	-	-	-	-	-	1,484	-3%	1,484
	2023	412	424	375	319	373	327	342	332	338	311	249	299	1,530	▼	4,101
<b>Civil</b>	2024	60	46	38	55	-	-	-	-	-	-	-	-	199	-14%	199
	2023	57	67	70	38	45	56	45	42	62	47	29	42	232	▼	600
<b>Criminal</b>	2024	105	71	123	87	-	-	-	-	-	-	-	-	386	25%	386
	2023	94	82	76	58	98	95	119	92	101	90	99	89	310	▲	1,093
<b>Concealed Handgun Permits</b>	2024	156	134	164	87	-	-	-	-	-	-	-	-	541	-13%	541
	2023	157	179	135	154	143	94	103	122	101	109	84	109	625	▼	1,490
<b>Miscellaneous/ Other</b>	2024	80	90	89	97	-	-	-	-	-	-	-	-	356	-2%	356
	2023	104	96	94	69	87	82	75	76	73	65	37	59	363	▼	917
<b>Others</b>	2024	-	2	-	-	-	-	-	-	-	-	-	-	2	2	2
	2023	-	-	-	-	-	-	-	-	1	-	-	-	0	↔	1

Dispositions by Case Category

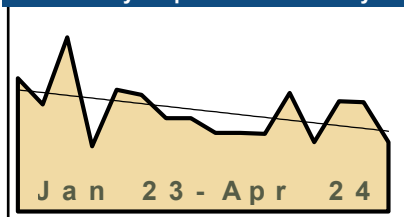
Case Categories		Jan	Feb	Mar	Apr	May	Jun	Jul	Aug	Sep	Oct	Nov	Dec	Thru Apr	% Change	Total
<b>Administrative Law</b>	2024	-	-	-	-	-	-	-	-	-	-	-	-	0	-100%	0
	2023	-	2	2	-	-	-	-	-	-	-	-	-	4	▼	4
<b>Capital Murder</b>	2024	-	-	-	-	-	-	-	-	-	-	-	-	0	0	0
	2023	-	-	-	-	-	1	-	-	1	-	-	1	0	↔	3
<b>Contested Divorce</b>	2024	7	9	2	5	-	-	-	-	-	-	-	-	23	-18%	23
	2023	5	6	10	7	6	6	4	8	5	5	3	3	28	▼	68
<b>Domestic and Family - Level 1</b>	2024	6	1	3	6	-	-	-	-	-	-	-	-	16	-33%	16
	2023	4	9	3	8	4	4	5	1	15	5	4	4	24	▼	66
<b>Domestic and Family - Level 2</b>	2024	3	1	1	2	-	-	-	-	-	-	-	-	7	-36%	7
	2023	5	-	5	1	3	2	3	1	2	2	-	-	11	▼	24
<b>Felonies and Related Matters</b>	2024	47	37	74	55	-	-	-	-	-	-	-	-	213	27%	213
	2023	52	43	34	39	50	43	79	44	53	50	50	54	168	▲	591
<b>General Civil - Level 1</b>	2024	-	1	1	2	-	-	-	-	-	-	-	-	4	-20%	4
	2023	3	1	-	1	1	1	-	-	-	-	1	-	5	▼	9
<b>General Civil - Level 2</b>	2024	9	9	13	15	-	-	-	-	-	-	-	-	46	-31%	46
	2023	24	20	14	9	4	12	4	9	12	8	6	5	67	▼	127
<b>General Civil - Level 3</b>	2024	17	7	8	13	-	-	-	-	-	-	-	-	45	13%	45
	2023	6	7	22	5	11	13	16	10	12	13	10	12	40	▲	137
<b>Miscellaneous Civil</b>	2024	198	157	203	143	-	-	-	-	-	-	-	-	701	-10%	701
	2023	192	216	185	187	171	128	130	147	133	136	101	127	780	▼	1,853
<b>Misdemeanor</b>	2024	29	21	37	28	-	-	-	-	-	-	-	-	115	10%	115
	2023	27	31	32	15	34	36	23	38	37	25	34	27	105	▲	359
<b>Other</b>	2024	35	66	47	39	-	-	-	-	-	-	-	-	187	-3%	187
	2023	61	58	42	32	56	44	43	50	39	35	17	40	193	▼	517
<b>Other Criminally Related Matters</b>	2024	30	13	12	5	-	-	-	-	-	-	-	-	60	58%	60
	2023	16	8	10	4	14	15	17	10	10	15	15	10	38	▲	144
<b>Probates/Wills &amp; Trusts - Level 1</b>	2024	1	-	2	-	-	-	-	-	-	-	-	-	3	-25%	3
	2023	1	3	-	-	1	-	1	-	-	-	-	-	4	▼	6
<b>Probates/Wills &amp; Trusts - Level 2</b>	2024	3	5	2	-	-	-	-	-	-	-	-	-	10	11%	10
	2023	5	3	-	1	-	5	3	3	5	4	3	2	9	▲	34
<b>Uncontested Divorce</b>	2024	16	16	9	13	-	-	-	-	-	-	-	-	54	0%	54
	2023	11	17	16	10	18	17	14	11	14	12	6	13	54	↔	159

Dashboard

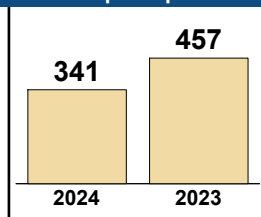
**Court:** Appomattox Circuit  
**Start/End Date:** Jan-23 / Apr-24  
**2023 Average Month:** 100  
**Jan-Apr 2023:** 457  
**Dispositions Trending:** ▼

**Circuit/Court ID:** 10 210011  
**Type of Case:** Dispositions  
**2024 Average Month:** 85  
**Jan-Apr 2024 :** 341  
**Overall AVG. Month:** 96

Monthly Dispositions Summary



Jan --- Apr Dispositions



Dispositions by Division

Divisions		Jan	Feb	Mar	Apr	May	Jun	Jul	Aug	Sep	Oct	Nov	Dec	Thru Apr	% Change	Total
<b>Total</b>	2024	66	105	104	66	-	-	-	-	-	-	-	-	341	-25%	341
	2023	127	102	166	62	116	111	89	89	75	75	74	113	457	▼	1,199
<b>Civil</b>	2024	6	10	7	8	40	11	4	8	5	4	9	10	31	11%	31
	2023	7	7	6	8	40	11	4	8	5	4	9	10	28	▲	119
<b>Criminal</b>	2024	12	25	30	24	-	-	-	-	-	-	-	-	91	-37%	91
	2023	43	32	56	14	37	51	44	38	29	16	28	68	145	▼	456
<b>Concealed Handgun Permits</b>	2024	46	66	60	28	-	-	-	-	-	-	-	-	200	-21%	200
	2023	68	55	97	34	32	41	28	39	37	52	34	26	254	▼	543
<b>Miscellaneous/ Other</b>	2024	2	4	7	6	-	-	-	-	-	-	-	-	19	-37%	19
	2023	9	8	7	6	7	8	13	4	4	2	3	9	30	▼	80
<b>Others</b>	2024	-	-	-	-	-	-	-	-	-	-	-	-	0	0	0
	2023	-	-	-	-	-	-	-	-	-	1	-	-	0	↔	1

Dispositions by Case Category

Case Categories		Jan	Feb	Mar	Apr	May	Jun	Jul	Aug	Sep	Oct	Nov	Dec	Thru Apr	% Change	Total
<b>Contested Divorce</b>	2024	1	-	1	2	-	-	-	-	-	-	-	-	4	0%	4
	2023	-	-	-	4	1	1	1	1	-	-	-	2	4	↔	12
<b>Domestic and Family - Level 1</b>	2024	1	4	1	1	-	-	-	-	-	-	-	-	7	40%	7
	2023	2	3	-	-	18	5	-	-	-	-	-	-	5	▲	28
<b>Domestic and Family - Level 2</b>	2024	2	-	-	1	-	-	-	-	-	-	-	-	3	-50%	3
	2023	2	2	-	2	1	-	-	1	1	1	2	2	6	▼	14
<b>Felonies and Related Matters</b>	2024	8	17	22	17	-	-	-	-	-	-	-	-	64	-36%	64
	2023	29	29	36	6	30	49	39	36	20	14	12	46	100	▼	346
<b>General Civil - Level 2</b>	2024	-	-	1	2	-	-	-	-	-	-	-	-	3	-25%	3
	2023	1	1	2	-	4	1	2	1	1	-	2	2	4	▼	17
<b>General Civil - Level 3</b>	2024	-	5	3	1	-	-	-	-	-	-	-	-	9	80%	9
	2023	2	1	2	-	6	3	-	1	2	2	1	1	5	▲	21
<b>Miscellaneous Civil</b>	2024	48	69	67	33	-	-	-	-	-	-	-	-	217	-23%	217
	2023	75	63	104	40	36	48	41	43	41	53	36	35	282	▼	615
<b>Misdemeanor</b>	2024	4	7	8	3	-	-	-	-	-	-	-	-	22	-39%	22
	2023	13	3	18	2	6	2	5	2	9	2	5	22	36	▼	89
<b>Other</b>	2024	-	-	-	-	-	-	-	-	-	-	-	-	0	0	0
	2023	-	-	-	-	1	-	-	-	-	2	-	-	0	↔	3
<b>Other Criminally Related Matters</b>	2024	-	1	-	4	-	-	-	-	-	-	-	-	5	-44%	5
	2023	1	-	2	6	1	-	-	-	-	-	11	-	9	▼	21
<b>Probates/Wills &amp; Trusts - Level 1</b>	2024	-	-	-	-	-	-	-	-	-	-	-	-	0	0	0
	2023	-	-	-	-	2	-	-	-	-	-	-	-	0	↔	2
<b>Probates/Wills &amp; Trusts - Level 2</b>	2024	-	-	-	1	-	-	-	-	-	-	-	-	1	1	1
	2023	-	-	-	-	4	2	-	1	-	1	-	-	0	↔	8
<b>Uncontested Divorce</b>	2024	2	2	1	1	-	-	-	-	-	-	-	-	6	0%	6
	2023	2	-	2	2	6	-	1	3	1	-	3	3	6	↔	23

Dashboard				Monthly Dispositions Summary				Jan --- Apr Dispositions			
<b>Court:</b> Buckingham Circuit		<b>Circuit/Court ID:</b> 10 210029									
<b>Start/End Date:</b> Jan-23 / Apr-24		<b>Type of Case:</b> Dispositions									
<b>2023 Average Month:</b> 99		<b>2024 Average Month:</b> 110									
<b>Jan-Apr 2023:</b> 441		<b>Jan-Apr 2024 :</b> 438									
<b>Dispositions Trending:</b> ↔				<b>Overall AVG. Month:</b> 102							

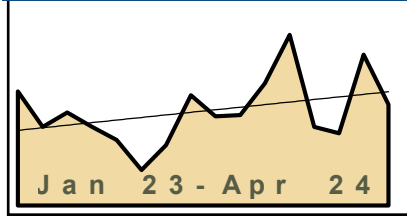
Dispositions by Division																
Divisions		Jan	Feb	Mar	Apr	May	Jun	Jul	Aug	Sep	Oct	Nov	Dec	Thru Apr	% Change	Total
<b>Total</b>	2024	139	76	140	83	-	-	-	-	-	-	-	-	438	-1%	438
	2023	113	121	136	71	72	101	111	87	119	110	110	39	441	▼	1,190
<b>Civil</b>	2024	4	3	7	15	-	-	-	-	-	-	-	-	29	-26%	29
	2023	9	6	20	4	11	7	2	16	8	10	3	3	39	▼	99
<b>Criminal</b>	2024	72	25	57	12	-	-	-	-	-	-	-	-	166	-18%	166
	2023	54	74	60	14	16	59	69	22	55	61	86	23	202	▼	593
<b>Concealed Handgun Permits</b>	2024	37	32	48	37	-	-	-	-	-	-	-	-	154	5%	154
	2023	38	29	46	33	29	24	24	32	38	29	17	5	146	▲	344
<b>Miscellaneous/ Other</b>	2024	26	16	28	19	-	-	-	-	-	-	-	-	89	65%	89
	2023	12	12	10	20	16	11	16	17	18	10	4	8	54	▲	154

Dispositions by Case Category																
Case Categories		Jan	Feb	Mar	Apr	May	Jun	Jul	Aug	Sep	Oct	Nov	Dec	Thru Apr	% Change	Total
<b>Administrative Law</b>	2024	-	-	-	-	-	-	-	-	-	-	-	-	0	-100%	0
	2023	-	-	1	-	-	1	-	-	-	-	1	-	-	1	▼
<b>Capital Murder</b>	2024	-	-	-	-	-	-	-	-	-	-	-	-	0	0	0
	2023	-	-	-	-	-	1	-	-	-	-	-	-	0	↔	1
<b>Contested Divorce</b>	2024	1	-	3	4	-	-	-	-	-	-	-	-	8	700%	8
	2023	-	1	-	-	1	2	-	5	-	2	-	1	1	▲	12
<b>Domestic and Family - Level 1</b>	2024	-	1	1	-	-	-	-	-	-	-	-	-	2	-86%	2
	2023	1	-	13	-	3	-	-	4	1	-	-	-	14	▼	22
<b>Domestic and Family - Level 2</b>	2024	-	-	-	-	-	-	-	-	-	-	-	-	0	-100%	0
	2023	2	1	1	-	2	-	-	-	2	2	-	1	4	▼	11
<b>Felonies and Related Matters</b>	2024	64	24	38	10	-	-	-	-	-	-	-	-	136	-20%	136
	2023	49	66	44	11	12	46	52	21	37	42	58	17	170	▼	455
<b>General Civil - Level 1</b>	2024	-	-	-	-	-	-	-	-	-	-	-	-	0	0	0
	2023	-	-	-	-	2	-	-	-	-	-	-	-	0	↔	2
<b>General Civil - Level 2</b>	2024	1	-	-	1	-	-	-	-	-	-	-	-	2	-78%	2
	2023	4	2	1	2	2	1	1	3	5	2	1	-	9	▼	24
<b>General Civil - Level 3</b>	2024	-	1	1	4	-	-	-	-	-	-	-	-	6	100%	6
	2023	1	-	1	1	1	1	-	2	2	1	-	-	3	▲	10
<b>Miscellaneous Civil</b>	2024	48	37	60	39	-	-	-	-	-	-	-	-	184	3%	184
	2023	46	36	54	43	34	31	32	42	51	34	22	8	179	▲	433
<b>Misdemeanor</b>	2024	8	1	19	-	-	-	-	-	-	-	-	-	28	8%	28
	2023	5	6	14	1	3	8	16	1	17	18	27	5	26	▲	121
<b>Other</b>	2024	15	11	17	17	-	-	-	-	-	-	-	-	60	200%	60
	2023	3	4	3	10	10	3	8	6	2	2	-	5	20	▲	56
<b>Other Criminally Related Matters</b>	2024	-	-	-	3	-	-	-	-	-	-	-	-	3	-50%	3
	2023	-	2	2	2	1	4	1	-	1	1	1	1	6	▼	16
<b>Probates/Wills &amp; Trusts - Level 1</b>	2024	-	-	-	1	-	-	-	-	-	-	-	-	1	1	1
	2023	-	-	-	-	-	-	-	-	-	-	-	-	0	↔	0
<b>Probates/Wills &amp; Trusts - Level 2</b>	2024	-	-	1	1	-	-	-	-	-	-	-	-	2	2	2
	2023	-	-	-	-	-	-	1	-	-	1	1	-	0	↔	3
<b>Uncontested Divorce</b>	2024	2	1	-	3	-	-	-	-	-	-	-	-	6	-25%	6
	2023	2	3	2	1	1	3	-	3	1	4	-	1	8	▼	21

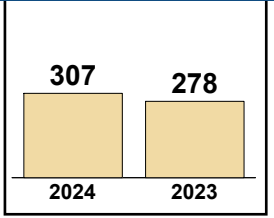
Dashboard

**Court:** Charlotte Circuit **Circuit/Court ID:** 10 210037  
**Start/End Date:** Jan-23 / Apr-24 **Type of Case:** Dispositions  
**2023 Average Month:** 70 **2024 Average Month:**77  
**Jan-Apr 2023:** 278 **Jan-Apr 2024 :** 307  
**Dispositions Trending:** ▲ **Overall AVG. Month:** 72

Monthly Dispositions Summary



Jan --- Apr Dispositions



Dispositions by Division

Divisions		Jan	Feb	Mar	Apr	May	Jun	Jul	Aug	Sep	Oct	Nov	Dec	Thru Apr	% Change	Total
<b>Total</b>	2024	60	55	115	77	-	-	-	-	-	-	-	-	307	10%	307
	2023	87	60	71	60	50	27	46	84	68	69	93	130	278	▲	845
<b>Civil</b>	2024	7	5	7	10	-	-	-	-	-	-	-	-	29	-31%	29
	2023	17	6	11	8	8	2	11	8	13	6	15	10	42	▼	115
<b>Criminal</b>	2024	13	11	66	34	-	-	-	-	-	-	-	-	124	29%	124
	2023	32	22	13	29	11	12	11	38	18	35	35	33	96	▲	289
<b>Concealed Handgun Permits</b>	2024	15	23	27	23	-	-	-	-	-	-	-	-	88	-16%	88
	2023	31	22	35	17	17	10	13	27	21	17	32	12	105	▼	254
<b>Miscellaneous/ Other</b>	2024	24	16	15	10	-	-	-	-	-	-	-	-	65	86%	65
	2023	7	10	12	6	14	3	11	11	16	11	11	75	35	▲	187
<b>Others</b>	2024	1	-	-	-	-	-	-	-	-	-	-	-	1	1	1
	2023	-	-	-	-	-	-	-	-	-	-	-	-	0	↔	0

Dispositions by Case Category

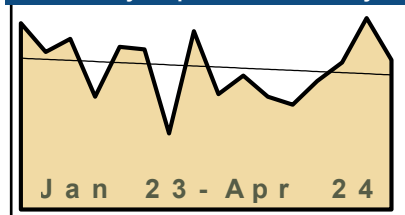
Case Categories		Jan	Feb	Mar	Apr	May	Jun	Jul	Aug	Sep	Oct	Nov	Dec	Thru Apr	% Change	Total
<b>Administrative Law</b>	2024	-	-	-	-	-	-	-	-	-	-	-	-	0	0	0
	2023	-	-	-	-	-	-	2	-	-	-	-	-	0	↔	2
<b>Capital Murder</b>	2024	-	-	-	-	-	-	-	-	-	-	-	-	0	-100%	0
	2023	-	-	1	-	-	-	-	-	-	-	-	-	1	▼	1
<b>Contested Divorce</b>	2024	1	-	2	2	-	-	-	-	-	-	-	-	5	67%	5
	2023	-	1	1	1	1	-	-	1	-	-	1	2	3	▲	8
<b>Domestic and Family - Level 1</b>	2024	1	-	2	1	-	-	-	-	-	-	-	-	4	-43%	4
	2023	7	-	-	-	1	-	4	1	6	1	6	-	7	▼	26
<b>Domestic and Family - Level 2</b>	2024	-	-	-	2	-	-	-	-	-	-	-	-	2	-60%	2
	2023	3	-	2	-	1	-	1	1	1	-	-	-	5	▼	9
<b>Felonies and Related Matters</b>	2024	9	9	62	25	-	-	-	-	-	-	-	-	105	42%	105
	2023	22	17	10	25	9	8	7	28	11	31	29	28	74	▲	225
<b>General Civil - Level 1</b>	2024	-	-	-	-	-	-	-	-	-	-	-	-	0	-100%	0
	2023	1	-	-	1	-	-	-	-	-	-	-	-	2	▼	2
<b>General Civil - Level 2</b>	2024	-	1	-	1	-	-	-	-	-	-	-	-	2	-50%	2
	2023	1	2	-	1	-	2	-	1	2	3	2	2	4	▼	16
<b>General Civil - Level 3</b>	2024	2	2	1	1	-	-	-	-	-	-	-	-	6	100%	6
	2023	-	1	1	1	-	-	4	4	1	1	4	1	3	▲	18
<b>Miscellaneous Civil</b>	2024	19	30	33	28	-	-	-	-	-	-	-	-	110	-11%	110
	2023	32	30	43	18	26	12	19	33	32	22	41	19	123	▼	327
<b>Misdemeanor</b>	2024	5	-	3	9	-	-	-	-	-	-	-	-	17	6%	17
	2023	8	4	1	3	2	2	4	10	5	4	6	3	16	▲	52
<b>Other</b>	2024	20	9	9	6	-	-	-	-	-	-	-	-	44	120%	44
	2023	7	2	6	5	5	1	5	5	5	6	2	68	20	▲	117
<b>Other Criminally Related Matters</b>	2024	-	2	1	-	-	-	-	-	-	-	-	-	3	-40%	3
	2023	2	1	1	1	-	2	-	-	3	-	1	2	5	▼	13
<b>Probates/Wills &amp; Trusts - Level 1</b>	2024	-	-	-	-	-	-	-	-	-	-	-	-	0	0	0
	2023	-	-	-	-	-	1	-	-	-	-	-	-	0	↔	1
<b>Probates/Wills &amp; Trusts - Level 2</b>	2024	-	-	-	2	-	-	-	-	-	-	-	-	2	0%	2
	2023	1	-	1	-	-	-	-	-	1	1	-	1	2	↔	5
<b>Uncontested Divorce</b>	2024	3	2	2	-	-	-	-	-	-	-	-	-	7	-46%	7
	2023	3	2	4	4	4	-	-	-	1	-	1	4	13	▼	23

Dashboard

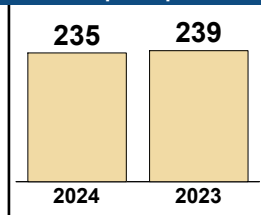
**Court:** Cumberland Circuit  
**Start/End Date:** Jan-23 / Apr-24  
**2023 Average Month:** 53  
**Jan-Apr 2023:** 239  
**Dispositions Trending:** ↔

**Circuit/Court ID:** 10 210049  
**Type of Case:** Dispositions  
**2024 Average Month:** 59  
**Jan-Apr 2024 :** 235  
**Overall AVG. Month:** 55

Monthly Dispositions Summary



Jan --- Apr Dispositions



Dispositions by Division

Divisions		Jan	Feb	Mar	Apr	May	Jun	Jul	Aug	Sep	Oct	Nov	Dec	Thru Apr	% Change	Total
<b>Total</b>	2024	49	56	73	57	-	-	-	-	-	-	-	-	235	-2%	235
	2023	71	60	65	43	62	61	29	68	44	51	43	40	239	▼	637
<b>Civil</b>	2024	1	6	5	5	6	8	6	4	5	7	4	2	17	-32%	17
	2023	9	2	9	5	6	8	6	4	5	7	4	2	25	▼	67
<b>Criminal</b>	2024	12	10	27	22	-	-	-	-	-	-	-	-	71	3%	71
	2023	27	7	22	13	34	20	7	31	13	17	12	4	69	▲	207
<b>Concealed Handgun Permits</b>	2024	24	23	27	18	-	-	-	-	-	-	-	-	92	-16%	92
	2023	24	41	26	19	17	17	10	24	18	19	20	23	110	▼	258
<b>Miscellaneous/ Other</b>	2024	12	17	14	12	-	-	-	-	-	-	-	-	55	57%	55
	2023	11	10	8	6	5	16	6	9	8	8	7	11	35	▲	105

Dispositions by Case Category

Case Categories		Jan	Feb	Mar	Apr	May	Jun	Jul	Aug	Sep	Oct	Nov	Dec	Thru Apr	% Change	Total
<b>Contested Divorce</b>	2024	-	-	-	-	-	2	1	-	-	-	-	1	0	-100%	0
	2023	-	1	1	1	-	-	-	-	-	-	-	-	3	▼	7
<b>Domestic and Family - Level 1</b>	2024	-	4	3	-	-	-	-	-	-	-	-	-	7	7	7
	2023	-	-	-	-	-	-	1	-	2	1	-	-	0	↔	4
<b>Domestic and Family - Level 2</b>	2024	-	-	-	-	-	-	-	-	-	-	-	-	0	-100%	0
	2023	1	-	-	-	-	3	-	-	1	-	-	-	1	▼	5
<b>Felonies and Related Matters</b>	2024	12	7	21	14	-	-	-	-	-	-	-	-	54	50%	54
	2023	15	2	13	6	19	13	1	19	11	9	8	4	36	▲	120
<b>General Civil - Level 2</b>	2024	-	2	-	-	-	-	-	-	-	-	-	-	2	100%	2
	2023	1	-	-	-	1	2	1	-	1	1	-	-	1	▲	7
<b>General Civil - Level 3</b>	2024	-	-	-	2	-	-	-	-	-	-	-	-	2	-78%	2
	2023	4	-	3	2	2	1	2	-	-	-	1	-	9	▼	15
<b>Miscellaneous Civil</b>	2024	30	26	33	22	-	-	-	-	-	-	-	-	111	-17%	111
	2023	32	47	31	23	20	27	15	32	21	25	26	33	133	▼	332
<b>Misdemeanor</b>	2024	-	3	6	8	-	-	-	-	-	-	-	-	17	-35%	17
	2023	12	5	4	5	12	6	1	12	1	7	3	-	26	▼	68
<b>Other</b>	2024	6	13	8	8	-	-	-	-	-	-	-	-	35	218%	35
	2023	3	4	3	1	2	5	1	1	5	4	1	1	11	▲	31
<b>Other Criminally Related Matters</b>	2024	-	-	-	-	-	-	-	-	-	-	-	-	0	-100%	0
	2023	-	-	5	2	3	1	5	-	1	1	1	-	7	▼	19
<b>Probates/Wills &amp; Trusts - Level 2</b>	2024	-	-	1	-	-	-	-	-	-	-	-	-	1	0%	1
	2023	-	-	1	-	-	-	-	-	-	1	-	-	1	↔	2
<b>Uncontested Divorce</b>	2024	1	1	1	3	-	-	-	-	-	-	-	-	6	-45%	6
	2023	3	1	4	3	3	1	1	4	1	2	3	1	11	▼	27

Dashboard		Monthly Dispositions Summary		Jan --- Apr Dispositions					
<p><b>Court:</b> Halifax Circuit  <b>Start/End Date:</b> Jan-23 / Apr-24  <b>2023 Average Month:</b> 193  <b>Jan-Apr 2023:</b> 818  <b>Dispositions Trending:</b> ⇄</p>	<p><b>Circuit/Court ID:</b> 10 210083  <b>Type of Case:</b> Dispositions  <b>2024 Average Month:</b> 209  <b>Jan-Apr 2024 :</b> 835  <b>Overall AVG. Month:</b> 197</p>	<p style="text-align: center; font-weight: bold; font-size: 1.2em;">Jan 23 - Apr 24</p>		<table style="margin: auto;"> <tr> <td style="text-align: center; width: 50px;"><b>835</b></td> <td style="text-align: center; width: 50px;"><b>818</b></td> </tr> <tr> <td style="text-align: center; width: 50px;">2024</td> <td style="text-align: center; width: 50px;">2023</td> </tr> </table>		<b>835</b>	<b>818</b>	2024	2023
<b>835</b>	<b>818</b>								
2024	2023								

Dispositions by Division																
Divisions		Jan	Feb	Mar	Apr	May	Jun	Jul	Aug	Sep	Oct	Nov	Dec	Thru Apr	% Change	Total
<b>Total</b>	2024	224	197	258	156	-	-	-	-	-	-	-	-	835	2%	835
	2023	192	208	202	216	165	220	210	186	122	143	268	181	818	▲	2,313
<b>Civil</b>	2024	21	11	33	16	-	-	-	-	-	-	-	-	81	7%	81
	2023	14	17	25	20	18	20	25	22	7	14	16	16	76	▲	214
<b>Criminal</b>	2024	114	106	124	72	-	-	-	-	-	-	-	-	416	38%	416
	2023	46	82	63	111	77	98	93	64	67	53	173	103	302	▲	1,030
<b>Concealed Handgun Permits</b>	2024	72	62	67	43	-	-	-	-	-	-	-	-	244	-23%	244
	2023	104	82	81	50	51	62	58	65	37	67	67	51	317	▼	775
<b>Miscellaneous/ Other</b>	2024	17	18	34	25	-	-	-	-	-	-	-	-	94	-24%	94
	2023	28	27	33	35	19	40	34	35	11	9	11	9	123	▼	291
<b>Others</b>	2024	-	-	-	-	-	-	-	-	-	-	-	-	0	0	0
	2023	-	-	-	-	-	-	-	-	-	-	1	2	0	↔	3

Dispositions by Case Category																
Case Categories		Jan	Feb	Mar	Apr	May	Jun	Jul	Aug	Sep	Oct	Nov	Dec	Thru Apr	% Change	Total
<b>Administrative Law</b>	2024	-	-	-	-	-	-	-	-	-	-	-	-	0	-100%	0
	2023	-	-	-	2	1	-	1	-	1	-	-	-	-	2	▼
<b>Contested Divorce</b>	2024	2	1	5	3	-	-	-	-	-	-	-	-	11	-8%	11
	2023	-	4	4	4	3	7	4	1	1	1	-	5	12	▼	34
<b>Domestic and Family - Level 1</b>	2024	3	1	7	3	-	-	-	-	-	-	-	-	14	1,300%	14
	2023	-	1	-	-	2	1	1	1	-	1	1	-	1	▲	8
<b>Domestic and Family - Level 2</b>	2024	2	-	5	-	-	-	-	-	-	-	-	-	7	40%	7
	2023	2	-	1	2	-	-	3	-	-	4	-	-	5	▲	12
<b>Felonies and Related Matters</b>	2024	74	86	67	52	-	-	-	-	-	-	-	-	279	43%	279
	2023	28	56	36	75	51	54	61	36	40	38	144	29	195	▲	648
<b>General Civil - Level 1</b>	2024	-	-	-	1	-	-	-	-	-	-	-	-	1	-50%	1
	2023	1	-	1	-	-	-	-	-	-	-	-	-	2	▼	2
<b>General Civil - Level 2</b>	2024	3	-	4	4	-	-	-	-	-	-	-	-	11	-27%	11
	2023	2	2	8	3	6	4	4	4	-	-	7	1	15	▼	41
<b>General Civil - Level 3</b>	2024	4	3	9	-	-	-	-	-	-	-	-	-	16	-11%	16
	2023	10	1	4	3	-	2	6	7	1	4	2	4	18	▼	44
<b>Miscellaneous Civil</b>	2024	85	73	83	52	-	-	-	-	-	-	-	-	293	-16%	293
	2023	111	87	90	61	59	73	72	71	47	76	77	59	349	▼	883
<b>Misdemeanor</b>	2024	40	18	46	18	-	-	-	-	-	-	-	-	122	28%	122
	2023	18	17	25	35	17	34	27	16	21	7	27	74	95	▲	318
<b>Other</b>	2024	5	6	16	14	-	-	-	-	-	-	-	-	41	-53%	41
	2023	19	22	23	23	10	28	19	29	-	-	2	2	87	▼	177
<b>Other Criminally Related Matters</b>	2024	1	3	11	2	-	-	-	-	-	-	-	-	17	21%	17
	2023	-	11	2	1	11	10	5	12	6	8	2	-	14	▲	68
<b>Probates/Wills &amp; Trusts - Level 1</b>	2024	-	-	-	-	-	-	-	-	-	-	-	-	0	0	0
	2023	-	-	-	-	-	-	-	-	-	1	-	-	0	↔	1
<b>Probates/Wills &amp; Trusts - Level 2</b>	2024	1	1	-	-	-	-	-	-	-	-	-	-	2	100%	2
	2023	-	1	-	-	-	1	1	1	1	-	1	2	1	▲	8
<b>Protective Orders</b>	2024	-	-	1	-	-	-	-	-	-	-	-	-	1	1	1
	2023	-	-	-	-	1	-	-	-	-	-	-	-	0	↔	1
<b>Uncontested Divorce</b>	2024	4	5	4	7	-	-	-	-	-	-	-	-	20	-9%	20
	2023	1	6	8	7	4	6	6	8	4	3	5	5	22	▼	63

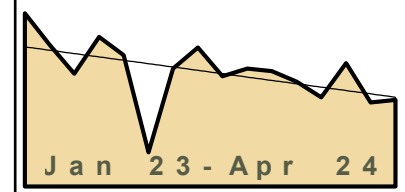


Dashboard

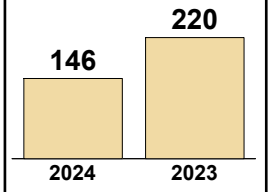
**Court:** Lunenburg Circuit  
**Start/End Date:** Jan-23 / Apr-24  
**2023 Average Month:** 46  
**Jan-Apr 2023:** 220  
**Dispositions Trending:** ▼

**Circuit/Court ID:** 10 210111  
**Type of Case:** Dispositions  
**2024 Average Month:** 37  
**Jan-Apr 2024 :** 146  
**Overall AVG. Month:** 44

Monthly Dispositions Summary



Jan --- Apr Dispositions



Dispositions by Division

Divisions		Jan	Feb	Mar	Apr	May	Jun	Jul	Aug	Sep	Oct	Nov	Dec	Thru Apr	% Change	Total
<b>Total</b>	2024	34	47	32	33	-	-	-	-	-	-	-	-	146	-34%	146
	2023	66	54	43	57	50	13	45	53	42	45	44	40	220	▼	552
<b>Civil</b>	2024	-	-	-	-	-	-	-	-	-	-	-	-	0	-100%	0
	2023	2	-	-	1	1	-	1	1	-	-	-	1	3	▼	7
<b>Criminal</b>	2024	14	21	14	24	-	-	-	-	-	-	-	-	73	-30%	73
	2023	27	35	14	29	32	3	18	22	29	32	19	26	105	▼	286
<b>Concealed Handgun Permits</b>	2024	15	26	18	9	-	-	-	-	-	-	-	-	68	-39%	68
	2023	36	19	29	27	12	10	26	26	13	13	24	13	111	▼	248
<b>Miscellaneous/ Other</b>	2024	5	-	-	-	-	-	-	-	-	-	-	-	5	400%	5
	2023	1	-	-	-	5	-	-	4	-	-	-	1	1	▲	11

Dispositions by Case Category

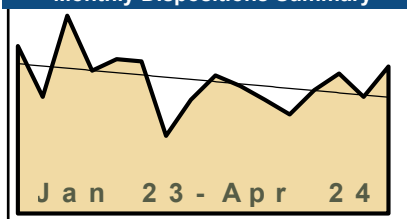
Case Categories		Jan	Feb	Mar	Apr	May	Jun	Jul	Aug	Sep	Oct	Nov	Dec	Thru Apr	% Change	Total
<b>Domestic and Family - Level 1</b>	2024	-	-	-	-	-	-	-	-	-	-	-	-	0	-100%	0
	2023	1	-	-	-	-	-	-	-	-	-	-	-	1	▼	1
<b>Domestic and Family - Level 2</b>	2024	-	-	-	-	-	-	-	-	-	-	-	-	0	-100%	0
	2023	-	-	-	1	-	-	-	-	-	-	-	-	1	▼	1
<b>Felonies and Related Matters</b>	2024	8	19	13	17	-	-	-	-	-	-	-	-	57	-35%	57
	2023	22	27	13	26	27	3	18	16	27	32	14	18	88	▼	243
<b>General Civil - Level 1</b>	2024	-	-	-	-	-	-	-	-	-	-	-	-	0	0	0
	2023	-	-	-	-	1	-	-	-	-	-	-	-	0	↔	1
<b>General Civil - Level 2</b>	2024	1	-	-	-	-	-	-	-	-	-	-	-	1	0%	1
	2023	1	-	-	-	2	-	-	2	-	-	-	-	1	↔	5
<b>General Civil - Level 3</b>	2024	-	-	-	-	-	-	-	-	-	-	-	-	0	0	0
	2023	-	-	-	-	2	-	-	1	-	-	-	-	0	↔	3
<b>Miscellaneous Civil</b>	2024	19	26	18	9	-	-	-	-	-	-	-	-	72	-35%	72
	2023	36	19	29	27	13	10	26	27	13	13	24	14	111	▼	251
<b>Misdemeanor</b>	2024	5	2	1	7	-	-	-	-	-	-	-	-	15	7%	15
	2023	4	7	-	3	5	-	-	6	1	-	5	5	14	▲	36
<b>Other Criminally Related Matters</b>	2024	1	-	-	-	-	-	-	-	-	-	-	-	1	-67%	1
	2023	1	1	1	-	-	-	-	-	1	-	-	3	3	▼	7
<b>Probates/Wills &amp; Trusts - Level 1</b>	2024	-	-	-	-	-	-	-	-	-	-	-	-	0	-100%	0
	2023	1	-	-	-	-	-	-	-	-	-	-	-	1	▼	1
<b>Uncontested Divorce</b>	2024	-	-	-	-	-	-	-	-	-	-	-	-	0	0	0
	2023	-	-	-	-	-	-	1	1	-	-	1	-	0	↔	3

Dashboard

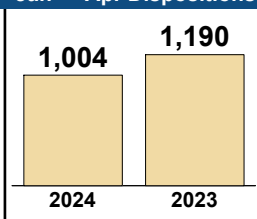
**Court:** Mecklenburg Circuit  
**Start/End Date:** Jan-23 / Apr-24  
**2023 Average Month:** 254  
**Jan-Apr 2023:** 1,190  
**Dispositions Trending:** ▼

**Circuit/Court ID:** 10 210117  
**Type of Case:** Dispositions  
**2024 Average Month:** 251  
**Jan-Apr 2024 :** 1,004  
**Overall AVG. Month:** 253

Monthly Dispositions Summary



Jan --- Apr Dispositions



Dispositions by Division

Divisions		Jan	Feb	Mar	Apr	May	Jun	Jul	Aug	Sep	Oct	Nov	Dec	Thru Apr	% Change	Total
<b>Total</b>	2024	235	267	222	280	-	-	-	-	-	-	-	-	1,004	-16%	1,004
	2023	319	222	377	272	294	290	148	217	263	243	217	189	1,190	▼	3,051
<b>Civil</b>	2024	34	37	35	43	-	-	-	-	-	-	-	-	149	-24%	149
	2023	35	33	83	45	41	49	39	36	46	33	34	42	196	▼	516
<b>Criminal</b>	2024	113	105	92	171	-	-	-	-	-	-	-	-	481	1%	481
	2023	146	63	165	100	133	141	65	78	140	105	114	73	474	▲	1,323
<b>Concealed Handgun Permits</b>	2024	55	81	61	53	-	-	-	-	-	-	-	-	250	-28%	250
	2023	99	84	74	88	76	63	19	69	40	68	47	34	345	▼	761
<b>Miscellaneous/ Other</b>	2024	32	43	32	13	-	-	-	-	-	-	-	-	120	-30%	120
	2023	38	40	55	39	44	37	25	34	36	37	22	40	172	▼	447
<b>Others</b>	2024	1	1	2	-	-	-	-	-	-	-	-	-	4	33%	4
	2023	1	2	-	-	-	-	-	-	1	-	-	-	3	▲	4

Dispositions by Case Category

Case Categories		Jan	Feb	Mar	Apr	May	Jun	Jul	Aug	Sep	Oct	Nov	Dec	Thru Apr	% Change	Total
<b>Administrative Law</b>	2024	-	-	-	-	-	-	-	-	-	-	-	-	0	-100%	0
	2023	-	1	-	-	-	-	-	1	-	1	-	-	1	▼	3
<b>Capital Murder</b>	2024	-	-	-	-	-	-	-	-	-	-	-	-	0	-100%	0
	2023	-	1	6	-	-	6	-	-	-	-	-	-	7	▼	13
<b>Contested Divorce</b>	2024	10	11	7	14	-	-	-	-	-	-	-	-	42	-7%	42
	2023	7	8	13	17	13	12	9	8	11	6	5	7	45	▼	116
<b>Domestic and Family - Level 1</b>	2024	1	4	-	4	-	-	-	-	-	-	-	-	9	-50%	9
	2023	6	4	5	3	2	3	4	3	12	5	9	2	18	▼	58
<b>Domestic and Family - Level 2</b>	2024	2	2	2	-	-	-	-	-	-	-	-	-	6	20%	6
	2023	3	1	1	-	-	1	-	2	1	-	1	-	5	▲	10
<b>Felonies and Related Matters</b>	2024	78	72	46	134	-	-	-	-	-	-	-	-	330	3%	330
	2023	106	42	86	86	67	98	39	52	106	66	82	55	320	▲	885
<b>General Civil - Level 1</b>	2024	-	1	-	-	-	-	-	-	-	-	-	-	1	1	1
	2023	1	-	-	-	-	2	1	1	-	-	-	-	0	↔	4
<b>General Civil - Level 2</b>	2024	1	5	2	3	-	-	-	-	-	-	-	-	11	22%	11
	2023	3	2	3	1	1	5	4	4	3	1	3	9	9	▲	39
<b>General Civil - Level 3</b>	2024	-	3	4	2	-	-	-	-	-	-	-	-	9	-76%	9
	2023	-	-	34	4	3	3	1	1	1	1	1	5	38	▼	54
<b>Miscellaneous Civil</b>	2024	62	96	70	63	-	-	-	-	-	-	-	-	291	-27%	291
	2023	111	90	91	107	88	79	25	84	56	83	51	62	399	▼	927
<b>Misdemeanor</b>	2024	25	22	43	24	-	-	-	-	-	-	-	-	114	-13%	114
	2023	38	17	62	14	35	33	17	21	30	36	28	18	131	▼	349
<b>Other</b>	2024	27	25	23	3	-	-	-	-	-	-	-	-	78	-34%	78
	2023	27	36	37	19	31	18	15	19	19	22	17	12	119	▼	272
<b>Other Criminally Related Matters</b>	2024	10	11	3	13	-	-	-	-	-	-	-	-	37	131%	37
	2023	2	3	11	-	32	4	9	5	4	3	4	-	16	▲	77
<b>Probates/Wills &amp; Trusts - Level 1</b>	2024	-	-	-	-	-	-	-	-	-	-	-	-	0	-100%	0
	2023	1	-	2	-	1	1	-	2	1	-	-	-	3	▼	8
<b>Probates/Wills &amp; Trusts - Level 2</b>	2024	-	1	1	-	-	-	-	-	-	-	-	-	2	-67%	2
	2023	1	2	3	-	-	1	1	-	-	-	-	5	6	▼	13
<b>Protective Orders</b>	2024	-	-	-	-	-	-	-	-	-	-	-	-	0	0	0
	2023	-	-	-	-	1	-	-	-	-	-	-	-	0	↔	1
<b>Uncontested Divorce</b>	2024	19	14	21	20	-	-	-	-	-	-	-	-	74	1%	74
	2023	14	15	23	21	20	24	23	14	19	19	16	14	73	▲	222

Dashboard		Monthly Dispositions Summary		Jan --- Apr Dispositions	
<p><b>Court:</b> Prince Edward Circuit  <b>Start/End Date:</b> Jan-23 / Apr-24  <b>2023 Average Month:</b> 123  <b>Jan-Apr 2023:</b> 522  <b>Dispositions Trending:</b> ▼</p>	<p><b>Circuit/Court ID:</b> 10 210147  <b>Type of Case:</b> Dispositions  <b>2024 Average Month:</b> 113  <b>Jan-Apr 2024 :</b> 453  <b>Overall AVG. Month:</b> 121</p>	<p style="text-align: center; font-weight: bold; font-size: 1.2em;">Jan 23 - Apr 24</p>		<p style="text-align: center; font-weight: bold; font-size: 1.2em;">453      522</p> <p style="text-align: center;">2024      2023</p>	

Dispositions by Division																
Divisions		Jan	Feb	Mar	Apr	May	Jun	Jul	Aug	Sep	Oct	Nov	Dec	Thru Apr	% Change	Total
<b>Total</b>	2024	102	129	132	90	-	-	-	-	-	-	-	-	453	-13%	453
	2023	147	121	143	111	155	158	97	164	130	98	67	86	522	▼	1,477
<b>Civil</b>	2024	12	19	7	8	8	26	13	7	11	10	6	7	46	31%	46
	2023	15	6	8	6	8	26	13	7	11	10	6	7	35	▲	123
<b>Criminal</b>	2024	30	56	83	38	-	-	-	-	-	-	-	-	207	-18%	207
	2023	66	49	79	58	94	74	44	101	81	40	27	43	252	▼	756
<b>Concealed Handgun Permits</b>	2024	36	32	20	15	-	-	-	-	-	-	-	-	103	-29%	103
	2023	30	53	35	28	28	21	14	32	22	36	21	24	146	▼	344
<b>Miscellaneous/ Other</b>	2024	24	22	22	29	-	-	-	-	-	-	-	-	97	9%	97
	2023	36	13	21	19	25	37	26	24	16	12	13	12	89	▲	254

Dispositions by Case Category																
Case Categories		Jan	Feb	Mar	Apr	May	Jun	Jul	Aug	Sep	Oct	Nov	Dec	Thru Apr	% Change	Total
<b>Administrative Law</b>	2024	-	-	1	-	-	-	-	-	-	-	-	-	0	-100%	0
	2023	-	-	-	-	-	-	-	-	-	-	-	-	1	▼	1
<b>Capital Murder</b>	2024	-	-	-	-	-	-	-	-	-	-	-	-	0	-100%	0
	2023	1	-	-	-	-	1	-	-	-	-	-	-	1	▼	2
<b>Contested Divorce</b>	2024	2	1	-	-	-	-	-	-	-	-	-	-	3	-50%	3
	2023	1	2	3	-	2	1	2	1	1	1	-	2	6	▼	16
<b>Domestic and Family - Level 1</b>	2024	2	4	-	-	-	-	-	-	-	-	-	-	6	0%	6
	2023	3	1	-	2	-	-	2	-	1	2	1	1	6	↔	13
<b>Domestic and Family - Level 2</b>	2024	-	-	1	-	-	-	-	-	-	-	-	-	1	1	1
	2023	-	-	-	-	-	-	-	-	-	-	-	-	0	↔	0
<b>Felonies and Related Matters</b>	2024	19	38	59	29	-	-	-	-	-	-	-	-	145	-22%	145
	2023	45	36	54	50	80	50	24	46	63	25	21	27	185	▼	521
<b>General Civil - Level 1</b>	2024	-	1	1	-	-	-	-	-	-	-	-	-	2	100%	2
	2023	-	-	1	-	-	-	-	-	-	-	-	1	1	▲	2
<b>General Civil - Level 2</b>	2024	6	8	1	2	-	-	-	-	-	-	-	-	17	467%	17
	2023	1	1	1	-	2	9	1	2	2	1	1	1	3	▲	22
<b>General Civil - Level 3</b>	2024	2	1	1	1	-	-	-	-	-	-	-	-	5	0%	5
	2023	3	1	1	-	-	8	1	2	-	2	-	1	5	↔	19
<b>Miscellaneous Civil</b>	2024	44	41	35	28	-	-	-	-	-	-	-	-	148	-13%	148
	2023	36	56	42	36	36	38	25	44	31	42	22	25	170	▼	433
<b>Misdemeanor</b>	2024	11	11	21	9	-	-	-	-	-	-	-	-	52	-17%	52
	2023	17	13	25	8	14	19	17	53	15	13	5	11	63	▼	210
<b>Other</b>	2024	14	13	7	17	-	-	-	-	-	-	-	-	51	-20%	51
	2023	30	9	14	11	17	16	17	12	8	7	13	10	64	▼	164
<b>Other Criminally Related Matters</b>	2024	-	7	3	-	-	-	-	-	-	-	-	-	10	233%	10
	2023	3	-	-	-	-	5	3	2	3	2	1	5	3	▲	24
<b>Probates/Wills &amp; Trusts - Level 1</b>	2024	-	-	-	-	-	-	-	-	-	-	-	-	0	-100%	0
	2023	1	-	-	-	-	-	-	-	-	-	-	-	1	▼	1
<b>Probates/Wills &amp; Trusts - Level 2</b>	2024	1	1	-	-	-	-	-	-	-	-	-	-	2	0%	2
	2023	1	1	-	-	1	1	-	-	1	-	-	1	2	↔	6
<b>Protective Orders</b>	2024	-	-	-	-	-	-	-	-	-	-	-	-	0	-100%	0
	2023	1	-	-	-	-	-	-	-	1	-	-	2	1	▼	4
<b>Uncontested Divorce</b>	2024	1	3	3	4	-	-	-	-	-	-	-	-	11	10%	11
	2023	4	1	1	4	3	10	5	2	4	3	2	-	10	▲	39

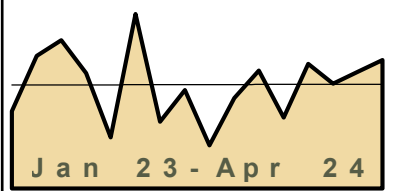
This report reflects data in the case management system. Numbers will update accordingly as reports are refreshed and posted.

Dashboard

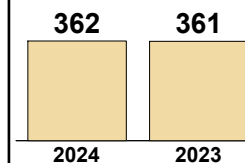
**Court:** Amelia Circuit  
**Start/End Date:** Jan-23 / Apr-24  
**2023 Average Month:** 75  
**Jan-Apr 2023:** 361  
**Dispositions Trending:** ↔

**Circuit/Court ID:** 11 211007  
**Type of Case:** Dispositions  
**2024 Average Month:** 91  
**Jan-Apr 2024 :** 362  
**Overall AVG. Month:** 79

Monthly Dispositions Summary



Jan --- Apr Dispositions



Dispositions by Division

Divisions		Jan	Feb	Mar	Apr	May	Jun	Jul	Aug	Sep	Oct	Nov	Dec	Thru Apr	% Change	Total
<b>Total</b>	2024	95	80	89	98	-	-	-	-	-	-	-	-	362	0%	362
	2023	59	101	113	88	39	133	51	75	33	69	90	54	361	▲	905
<b>Civil</b>	2024	6	4	10	9	-	-	-	-	-	-	-	-	29	-17%	29
	2023	6	10	9	10	5	19	6	12	1	8	4	11	35	▼	101
<b>Criminal</b>	2024	21	19	27	30	-	-	-	-	-	-	-	-	97	-16%	97
	2023	18	29	30	38	7	64	5	25	6	30	32	14	115	▼	298
<b>Concealed Handgun Permits</b>	2024	61	36	37	45	-	-	-	-	-	-	-	-	179	10%	179
	2023	26	47	58	31	22	33	32	27	22	19	50	16	162	▲	383
<b>Miscellaneous/ Other</b>	2024	6	21	15	14	-	-	-	-	-	-	-	-	56	14%	56
	2023	9	15	16	9	5	17	8	11	4	12	4	13	49	▲	123
<b>Others</b>	2024	1	-	-	-	-	-	-	-	-	-	-	-	1	1	1
	2023	-	-	-	-	-	-	-	-	-	-	-	-	0	↔	0

Dispositions by Case Category


Case Categories		Jan	Feb	Mar	Apr	May	Jun	Jul	Aug	Sep	Oct	Nov	Dec	Thru Apr	% Change	Total
<b>Administrative Law</b>	2024	-	-	-	-	-	-	-	-	-	-	-	-	0	0	0
	2023	-	-	-	-	-	-	-	1	-	-	-	-	0	↔	1
<b>Contested Divorce</b>	2024	2	1	-	1	-	-	-	-	-	-	-	-	4	100%	4
	2023	-	1	-	1	1	6	-	2	-	-	-	2	2	▲	13
<b>Domestic and Family - Level 1</b>	2024	-	-	1	-	-	-	-	-	-	-	-	-	1	0%	1
	2023	-	-	-	1	-	1	3	-	-	-	-	3	1	↔	8
<b>Domestic and Family - Level 2</b>	2024	-	-	-	-	-	-	-	-	-	-	-	-	0	-100%	0
	2023	1	-	1	-	-	-	-	-	-	-	-	-	2	▼	2
<b>Felonies and Related Matters</b>	2024	14	10	18	23	-	-	-	-	-	-	-	-	65	-20%	65
	2023	14	16	18	33	3	53	2	12	3	25	21	8	81	▼	208
<b>General Civil - Level 1</b>	2024	-	-	1	1	-	-	-	-	-	-	-	-	2	2	2
	2023	-	-	-	-	-	-	-	1	-	-	-	-	0	↔	1
<b>General Civil - Level 2</b>	2024	1	-	2	-	-	-	-	-	-	-	-	-	3	-79%	3
	2023	2	5	6	1	1	4	2	5	1	1	2	4	14	▼	34
<b>General Civil - Level 3</b>	2024	1	2	3	2	-	-	-	-	-	-	-	-	8	0%	8
	2023	4	2	1	1	-	1	1	-	-	3	-	2	8	↔	15
<b>Miscellaneous Civil</b>	2024	65	46	49	52	-	-	-	-	-	-	-	-	212	16%	212
	2023	31	53	61	37	26	45	38	33	26	28	51	25	182	▲	454
<b>Misdemeanor</b>	2024	6	9	8	6	-	-	-	-	-	-	-	-	29	-15%	29
	2023	4	12	13	5	3	14	2	13	2	5	10	4	34	▼	87
<b>Other</b>	2024	2	9	1	5	-	-	-	-	-	-	-	-	17	-23%	17
	2023	2	5	10	5	-	5	1	5	-	2	3	2	22	▼	40
<b>Other Criminally Related Matters</b>	2024	1	-	1	2	-	-	-	-	-	-	-	-	4	100%	4
	2023	-	1	1	-	1	1	1	1	1	-	1	2	2	▲	10
<b>Probates/Wills &amp; Trusts - Level 1</b>	2024	-	-	1	-	-	-	-	-	-	-	-	-	1	1	1
	2023	-	-	-	-	-	-	-	-	-	1	-	-	0	↔	1
<b>Probates/Wills &amp; Trusts - Level 2</b>	2024	-	-	1	-	-	-	-	-	-	-	-	-	1	-67%	1
	2023	-	1	2	-	-	-	-	-	-	3	-	1	3	▼	7
<b>Uncontested Divorce</b>	2024	3	3	3	6	-	-	-	-	-	-	-	-	15	50%	15
	2023	1	5	-	4	4	3	1	2	-	1	2	1	10	▲	24

Dashboard

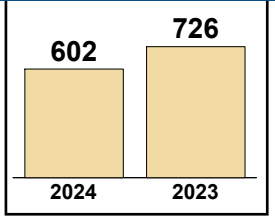
**Court:** Dinwiddie Circuit  
**Start/End Date:** Jan-23 / Apr-24  
**2023 Average Month:** 147  
**Jan-Apr 2023:** 726  
**Dispositions Trending:** ▼

**Circuit/Court ID:** 11 211053  
**Type of Case:** Dispositions  
**2024 Average Month:** 151  
**Jan-Apr 2024 :** 602  
**Overall AVG. Month:** 148

Monthly Dispositions Summary



Jan --- Apr Dispositions



Dispositions by Division

Divisions		Jan	Feb	Mar	Apr	May	Jun	Jul	Aug	Sep	Oct	Nov	Dec	Thru Apr	% Change	Total
<b>Total</b>	2024	164	141	176	121	-	-	-	-	-	-	-	-	602	-17%	602
	2023	161	147	227	191	138	136	118	147	100	118	153	124	726	▼	1,760
<b>Civil</b>	2024	32	22	17	32	16	13	17	28	13	23	17	16	103	13%	103
	2023	14	26	29	22	16	13	17	28	13	23	17	16	91	▲	234
<b>Criminal</b>	2024	59	49	67	25	54	65	42	31	43	27	61	47	200	-24%	200
	2023	71	51	68	74	54	65	42	31	43	27	61	47	264	▼	634
<b>Concealed Handgun Permits</b>	2024	60	62	81	46	-	-	-	-	-	-	-	-	249	-21%	249
	2023	65	55	120	74	55	46	40	68	38	54	64	46	314	▼	725
<b>Miscellaneous/ Other</b>	2024	13	8	11	18	-	-	-	-	-	-	-	-	50	-12%	50
	2023	11	15	10	21	13	12	19	20	6	14	10	15	57	▼	166
<b>Others</b>	2024	-	-	-	-	-	-	-	-	-	-	-	-	0	0	0
	2023	-	-	-	-	-	-	-	-	-	-	1	-	0	↔	1


Dispositions by Case Category

Case Categories		Jan	Feb	Mar	Apr	May	Jun	Jul	Aug	Sep	Oct	Nov	Dec	Thru Apr	% Change	Total
<b>Capital Murder</b>	2024	-	-	-	-	-	-	-	-	-	-	-	-	0	0	0
	2023	-	-	-	-	-	-	-	-	-	1	-	-	0	↔	1
<b>Contested Divorce</b>	2024	3	2	1	4	-	-	-	-	-	-	-	-	10	11%	10
	2023	3	4	1	1	4	1	1	-	1	1	-	2	9	▲	19
<b>Domestic and Family - Level 1</b>	2024	4	1	1	12	-	-	-	-	-	-	-	-	18	38%	18
	2023	4	1	7	1	-	1	2	7	2	-	-	2	13	▲	27
<b>Domestic and Family - Level 2</b>	2024	3	-	-	3	-	-	-	-	-	-	-	-	6	-25%	6
	2023	1	1	5	1	2	1	3	1	1	7	2	1	8	▼	26
<b>Felonies and Related Matters</b>	2024	30	15	42	13	-	-	-	-	-	-	-	-	100	-40%	100
	2023	44	35	35	52	27	37	20	22	14	9	33	26	166	▼	354
<b>General Civil - Level 1</b>	2024	-	-	1	2	-	-	-	-	-	-	-	-	3	3	3
	2023	-	-	-	-	-	-	-	-	-	-	-	2	0	↔	2
<b>General Civil - Level 2</b>	2024	9	6	4	2	-	-	-	-	-	-	-	-	21	50%	21
	2023	2	3	4	5	3	3	5	7	4	7	3	3	14	▲	49
<b>General Civil - Level 3</b>	2024	6	-	4	3	-	-	-	-	-	-	-	-	13	-41%	13
	2023	1	5	4	12	3	3	1	5	-	1	6	5	22	▼	46
<b>Miscellaneous Civil</b>	2024	75	72	91	65	-	-	-	-	-	-	-	-	303	-18%	303
	2023	73	69	132	94	67	57	60	87	45	69	73	60	368	▼	886
<b>Misdemeanor</b>	2024	22	25	19	9	-	-	-	-	-	-	-	-	75	-4%	75
	2023	20	11	26	21	23	23	13	10	24	11	26	16	78	▼	224
<b>Other</b>	2024	-	1	1	-	-	-	-	-	-	-	-	-	2	-33%	2
	2023	-	3	-	-	-	-	-	-	1	1	2	1	3	▼	8
<b>Other Criminally Related Matters</b>	2024	7	9	6	3	-	-	-	-	-	-	-	-	25	9%	25
	2023	7	7	8	1	4	5	9	2	5	6	2	5	23	▲	61
<b>Probates/Wills &amp; Trusts - Level 1</b>	2024	-	1	-	1	-	-	-	-	-	-	-	-	2	2	2
	2023	-	-	-	-	-	-	-	-	-	-	-	-	0	↔	0
<b>Probates/Wills &amp; Trusts - Level 2</b>	2024	-	1	2	2	-	-	-	-	-	-	-	-	5	150%	5
	2023	-	2	-	-	-	3	-	1	-	1	-	-	2	▲	7
<b>Uncontested Divorce</b>	2024	5	8	4	2	-	-	-	-	-	-	-	-	19	-5%	19
	2023	6	6	5	3	5	2	4	5	3	4	6	1	20	▼	50

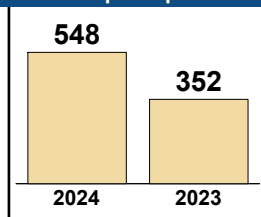
Dashboard

**Court:** Nottoway Circuit  
**Circuit/Court ID:** 11 211135  
**Start/End Date:** Jan-23 / Apr-24  
**Type of Case:** Dispositions  
**2023 Average Month:** 92  
**2024 Average Month:** 137  
**Jan-Apr 2023:** 352  
**Jan-Apr 2024 :** 548  
**Dispositions Trending:** ▲  
**Overall AVG. Month:** 103

Monthly Dispositions Summary



Jan --- Apr Dispositions



Dispositions by Division

Divisions		Jan	Feb	Mar	Apr	May	Jun	Jul	Aug	Sep	Oct	Nov	Dec	Thru Apr	% Change	Total
<b>Total</b>	2024	124	128	146	150	-	-	-	-	-	-	-	-	548	56%	548
	2023	74	72	133	73	117	130	68	113	116	85	64	62	352	▲	1,107
<b>Civil</b>	2024	12	30	44	68	15	12	22	12	15	10	13	6	154	235%	154
	2023	16	10	14	6	15	12	22	12	15	10	13	6	46	▲	151
<b>Criminal</b>	2024	61	64	41	58	-	-	-	-	-	-	-	-	224	96%	224
	2023	15	20	48	31	65	75	12	57	66	30	12	28	114	▲	459
<b>Concealed Handgun Permits</b>	2024	38	24	42	14	-	-	-	-	-	-	-	-	118	-11%	118
	2023	31	29	48	25	25	34	19	30	17	29	19	21	133	▼	327
<b>Miscellaneous/ Other</b>	2024	13	10	19	10	-	-	-	-	-	-	-	-	52	-9%	52
	2023	11	13	23	10	12	9	15	14	18	16	20	7	57	▼	168
<b>Others</b>	2024	-	-	-	-	-	-	-	-	-	-	-	-	0	-100%	0
	2023	1	-	-	1	-	-	-	-	-	-	-	-	2	▼	2

Dispositions by Case Category

Case Categories		Jan	Feb	Mar	Apr	May	Jun	Jul	Aug	Sep	Oct	Nov	Dec	Thru Apr	% Change	Total
<b>Administrative Law</b>	2024	-	-	1	-	-	-	-	-	-	-	-	-	1	0%	1
	2023	-	-	-	1	-	-	-	-	-	-	-	1	1	↔	2
<b>Capital Murder</b>	2024	-	-	-	-	-	-	-	-	-	-	-	-	0	0	0
	2023	-	-	-	-	-	-	-	-	1	-	-	-	0	↔	1
<b>Contested Divorce</b>	2024	1	1	1	-	-	-	-	-	-	-	-	-	3	-25%	3
	2023	1	1	1	1	1	1	-	3	1	-	1	-	4	▼	11
<b>Domestic and Family - Level 1</b>	2024	1	1	4	-	-	-	-	-	-	-	-	-	6	6	6
	2023	-	-	-	-	-	-	5	-	6	1	-	-	0	↔	12
<b>Domestic and Family - Level 2</b>	2024	5	18	21	58	-	-	-	-	-	-	-	-	102	1,600%	102
	2023	2	3	-	1	4	2	-	5	1	-	-	2	6	▲	20
<b>Felonies and Related Matters</b>	2024	39	34	28	42	-	-	-	-	-	-	-	-	143	101%	143
	2023	11	11	27	22	29	59	7	37	55	21	8	22	71	▲	309
<b>General Civil - Level 1</b>	2024	-	-	-	-	-	-	-	-	-	-	-	-	0	0	0
	2023	-	-	-	-	-	-	1	-	-	-	-	-	0	↔	1
<b>General Civil - Level 2</b>	2024	2	3	7	2	-	-	-	-	-	-	-	-	14	75%	14
	2023	2	-	5	1	1	4	3	3	4	2	5	2	8	▲	32
<b>General Civil - Level 3</b>	2024	2	5	7	8	-	-	-	-	-	-	-	-	22	69%	22
	2023	3	4	4	2	3	1	9	1	1	1	5	1	13	▲	35
<b>Miscellaneous Civil</b>	2024	45	30	57	21	-	-	-	-	-	-	-	-	153	-11%	153
	2023	40	38	62	31	35	37	28	38	26	37	30	22	171	▼	424
<b>Misdemeanor</b>	2024	22	28	13	14	-	-	-	-	-	-	-	-	77	93%	77
	2023	4	9	18	9	36	7	4	7	10	3	2	6	40	▲	115
<b>Other</b>	2024	4	4	2	1	-	-	-	-	-	-	-	-	11	-48%	11
	2023	5	4	8	4	2	6	5	4	8	9	9	5	21	▼	69
<b>Other Criminally Related Matters</b>	2024	-	2	-	2	-	-	-	-	-	-	-	-	4	0%	4
	2023	1	-	3	-	-	13	2	13	-	6	2	-	4	↔	40
<b>Probates/Wills &amp; Trusts - Level 1</b>	2024	1	-	-	-	-	-	-	-	-	-	-	-	1	1	1
	2023	-	-	-	-	-	-	-	-	-	-	-	-	0	↔	0
<b>Probates/Wills &amp; Trusts - Level 2</b>	2024	-	-	1	1	-	-	-	-	-	-	-	-	2	-50%	2
	2023	2	-	1	1	1	-	1	-	-	3	-	1	4	▼	10
<b>Uncontested Divorce</b>	2024	2	2	4	1	-	-	-	-	-	-	-	-	9	0%	9
	2023	3	2	4	-	5	-	3	2	3	2	2	-	9	↔	26

Dashboard		Monthly Dispositions Summary		Jan --- Apr Dispositions					
<p><b>Court:</b> Powhatan Circuit  <b>Start/End Date:</b> Jan-23 / Apr-24  <b>2023 Average Month:</b> 151  <b>Jan-Apr 2023:</b> 636  <b>Dispositions Trending:</b> ▲</p>	<p><b>Circuit/Court ID:</b> 11 211145  <b>Type of Case:</b> Dispositions  <b>2024 Average Month:</b> 172  <b>Jan-Apr 2024 :</b> 687  <b>Overall AVG. Month:</b> 156</p>	<p style="text-align: center; font-weight: bold;">Jan 23 - Apr 24</p>		<table border="1" style="margin: auto;"> <tr> <td style="text-align: center; font-size: 24px; font-weight: bold;">687</td> <td style="text-align: center; font-size: 24px; font-weight: bold;">636</td> </tr> <tr> <td style="text-align: center; font-size: 12px;">2024</td> <td style="text-align: center; font-size: 12px;">2023</td> </tr> </table>		687	636	2024	2023
687	636								
2024	2023								

Dispositions by Division																
Divisions		Jan	Feb	Mar	Apr	May	Jun	Jul	Aug	Sep	Oct	Nov	Dec	Thru Apr	% Change	Total
<b>Total</b>	2024	160	158	192	177	-	-	-	-	-	-	-	-	687	8%	687
	2023	157	157	200	122	121	211	141	182	127	171	124	99	636	▲	1,812
<b>Civil</b>	2024	11	11	26	18	-	-	-	-	-	-	-	-	66	14%	66
	2023	14	16	15	13	12	34	17	25	17	25	9	15	58	▲	212
<b>Criminal</b>	2024	19	25	46	39	-	-	-	-	-	-	-	-	129	48%	129
	2023	22	29	20	16	14	51	41	33	12	36	1	5	87	▲	280
<b>Concealed Handgun Permits</b>	2024	106	82	92	100	-	-	-	-	-	-	-	-	380	-5%	380
	2023	99	92	136	74	69	94	61	71	71	74	89	55	401	▼	985
<b>Miscellaneous/ Other</b>	2024	24	40	28	20	-	-	-	-	-	-	-	-	112	24%	112
	2023	22	20	29	19	26	32	22	53	27	35	25	24	90	▲	334
<b>Others</b>	2024	-	-	-	-	-	-	-	-	-	-	-	-	0	0	0
	2023	-	-	-	-	-	-	-	-	-	1	-	-	0	↔	1

Dispositions by Case Category																
Case Categories		Jan	Feb	Mar	Apr	May	Jun	Jul	Aug	Sep	Oct	Nov	Dec	Thru Apr	% Change	Total
<b>Administrative Law</b>	2024	1	-	2	-	-	-	-	-	-	-	-	-	3	3	3
	2023	-	-	-	-	-	-	-	-	-	-	-	-	1	0	↔
<b>Contested Divorce</b>	2024	1	1	4	2	-	-	-	-	-	-	-	-	8	0%	8
	2023	-	3	3	2	1	2	2	5	1	2	2	6	8	↔	29
<b>Domestic and Family - Level 1</b>	2024	2	2	2	1	-	-	-	-	-	-	-	-	7	-13%	7
	2023	2	5	1	-	1	10	3	2	-	5	-	-	8	▼	29
<b>Domestic and Family - Level 2</b>	2024	1	-	-	-	-	-	-	-	-	-	-	-	1	-67%	1
	2023	-	-	2	1	-	1	-	-	1	-	1	-	3	▼	6
<b>Felonies and Related Matters</b>	2024	14	15	33	32	-	-	-	-	-	-	-	-	94	49%	94
	2023	17	20	13	13	8	49	34	19	8	27	-	2	63	▲	210
<b>General Civil - Level 1</b>	2024	1	-	-	-	-	-	-	-	-	-	-	-	1	-50%	1
	2023	-	2	-	-	-	3	-	1	-	-	-	1	2	▼	7
<b>General Civil - Level 2</b>	2024	4	5	9	5	-	-	-	-	-	-	-	-	23	109%	23
	2023	3	3	-	5	4	9	2	8	5	8	4	-	11	▲	51
<b>General Civil - Level 3</b>	2024	2	2	1	5	-	-	-	-	-	-	-	-	10	67%	10
	2023	3	1	2	-	3	12	1	2	-	3	3	4	6	▲	34
<b>Miscellaneous Civil</b>	2024	120	101	115	111	-	-	-	-	-	-	-	-	447	-1%	447
	2023	115	102	148	85	81	117	79	107	90	94	104	71	450	▼	1,193
<b>Misdemeanor</b>	2024	5	8	14	7	-	-	-	-	-	-	-	-	34	70%	34
	2023	5	9	4	2	6	2	6	13	5	10	1	2	20	▲	65
<b>Other</b>	2024	4	17	6	8	-	-	-	-	-	-	-	-	35	3%	35
	2023	3	8	16	7	11	4	4	10	8	13	6	5	34	▲	95
<b>Other Criminally Related Matters</b>	2024	-	3	-	-	-	-	-	-	-	-	-	-	3	-25%	3
	2023	-	-	3	1	-	-	1	1	-	-	-	2	4	▼	8
<b>Probates/Wills &amp; Trusts - Level 2</b>	2024	1	-	-	1	-	-	-	-	-	-	-	-	2	-71%	2
	2023	2	3	1	1	-	-	-	1	2	1	-	1	7	▼	12
<b>Protective Orders</b>	2024	-	-	1	-	-	-	-	-	-	-	-	-	1	1	1
	2023	-	-	-	-	-	-	-	-	-	-	-	-	0	↔	0
<b>Uncontested Divorce</b>	2024	4	4	5	5	-	-	-	-	-	-	-	-	18	-10%	18
	2023	7	1	7	5	6	2	9	13	7	8	3	4	20	▼	72

This report reflects data in the case management system. Numbers will update accordingly as reports are refreshed and posted.

# CPSS-CCMS-10.11 CASELOAD STATISTICS OF THE CIRCUIT COURTS

Petersburg

January 2023 -- April 2024 Dispositions

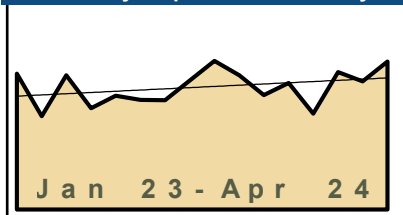
Alexandria and Fairfax Circuit are not Included in State Totals

## Dashboard

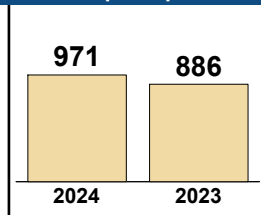
**Court:** Petersburg Circuit  
**Start/End Date:** Jan-23 / Apr-24  
**2023 Average Month:** 230  
**Jan-Apr 2023:** 886  
**Dispositions Trending:** ▲

**Circuit/Court ID:** 11 211730  
**Type of Case:** Dispositions  
**2024 Average Month:** 243  
**Jan-Apr 2024 :** 971  
**Overall AVG. Month:** 233

## Monthly Dispositions Summary



## Jan --- Apr Dispositions



## Dispositions by Division

Divisions		Jan	Feb	Mar	Apr	May	Jun	Jul	Aug	Sep	Oct	Nov	Dec	Thru Apr	% Change	Total
<b>Total</b>	2024	183	262	244	282	-	-	-	-	-	-	-	-	971	10%	971
	2023	259	178	256	193	217	209	208	246	283	256	218	241	886	▲	2,764
<b>Civil</b>	2024	38	40	52	48	-	-	-	-	-	-	-	-	178	50%	178
	2023	39	21	20	39	42	36	40	41	24	33	47	23	119	▲	405
<b>Criminal</b>	2024	104	168	133	163	-	-	-	-	-	-	-	-	568	7%	568
	2023	148	121	166	94	126	127	117	165	206	169	125	142	529	▲	1,706
<b>Concealed Handgun Permits</b>	2024	7	29	29	34	-	-	-	-	-	-	-	-	99	-23%	99
	2023	45	13	46	24	20	19	30	20	37	16	30	50	128	▼	350
<b>Miscellaneous/ Other</b>	2024	33	25	28	36	-	-	-	-	-	-	-	-	122	14%	122
	2023	27	20	24	36	27	27	20	19	16	36	16	26	107	▲	294
<b>Others</b>	2024	1	-	2	1	-	-	-	-	-	-	-	-	4	33%	4
	2023	-	3	-	-	2	-	1	1	-	2	-	-	3	▲	9

## Dispositions by Case Category

Case Categories		Jan	Feb	Mar	Apr	May	Jun	Jul	Aug	Sep	Oct	Nov	Dec	Thru Apr	% Change	Total
<b>Administrative Law</b>	2024	-	2	-	1	-	-	-	-	-	-	-	-	3	200%	3
	2023	-	-	-	1	-	-	-	-	-	-	-	-	1	▲	1
<b>Contested Divorce</b>	2024	2	3	2	3	-	-	-	-	-	-	-	-	10	67%	10
	2023	1	2	1	2	-	2	8	1	2	4	2	-	6	▲	25
<b>Domestic and Family - Level 1</b>	2024	-	5	12	-	-	-	-	-	-	-	-	-	17	325%	17
	2023	2	-	1	1	-	-	3	-	1	-	7	-	4	▲	15
<b>Domestic and Family - Level 2</b>	2024	-	1	2	-	-	-	-	-	-	-	-	-	3	50%	3
	2023	-	2	-	-	1	-	1	2	1	2	-	1	2	▲	10
<b>Felonies and Related Matters</b>	2024	61	99	72	103	-	-	-	-	-	-	-	-	335	0%	335
	2023	95	80	103	58	93	86	65	88	118	109	71	88	336	▼	1,054
<b>General Civil - Level 1</b>	2024	1	-	1	-	-	-	-	-	-	-	-	-	2	-33%	2
	2023	1	-	-	2	-	2	3	4	1	-	3	1	3	▼	17
<b>General Civil - Level 2</b>	2024	11	10	10	13	-	-	-	-	-	-	-	-	44	-4%	44
	2023	18	10	3	15	10	13	9	13	8	7	12	10	46	▼	128
<b>General Civil - Level 3</b>	2024	20	14	14	28	-	-	-	-	-	-	-	-	76	130%	76
	2023	11	5	9	8	17	15	12	15	5	15	18	7	33	▲	137
<b>Miscellaneous Civil</b>	2024	24	46	49	55	-	-	-	-	-	-	-	-	174	-18%	174
	2023	62	29	66	54	41	39	48	33	47	42	35	62	211	▼	558
<b>Misdemeanor</b>	2024	38	51	55	43	-	-	-	-	-	-	-	-	187	33%	187
	2023	45	26	47	23	37	20	28	55	72	51	28	40	141	▲	472
<b>Other</b>	2024	15	5	11	15	-	-	-	-	-	-	-	-	46	171%	46
	2023	7	4	3	3	5	4	1	5	5	11	11	11	17	▲	70
<b>Other Criminally Related Matters</b>	2024	6	18	9	18	-	-	-	-	-	-	-	-	51	-9%	51
	2023	10	15	16	15	7	21	25	23	17	9	26	14	56	▼	198
<b>Probates/Wills &amp; Trusts - Level 2</b>	2024	1	-	-	2	-	-	-	-	-	-	-	-	3	-67%	3
	2023	2	2	2	3	2	-	1	1	1	3	1	-	9	▼	18
<b>Protective Orders</b>	2024	-	-	-	-	-	-	-	-	-	-	-	-	0	0	0
	2023	-	-	-	-	-	-	-	-	-	-	-	1	0	↔	1
<b>Uncontested Divorce</b>	2024	4	8	7	1	-	-	-	-	-	-	-	-	20	-5%	20
	2023	5	3	5	8	4	7	4	6	5	3	4	6	21	▼	60

This report reflects data in the case management system. Numbers will update accordingly as reports are refreshed and posted.




Dashboard

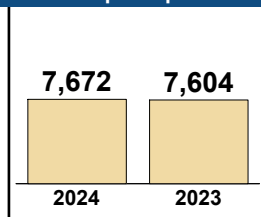
**Court:** Chesterfield Circuit  
**Start/End Date:** Jan-23 / Apr-24  
**2023 Average Month:** 1,777  
**Jan-Apr 2023:** 7,604  
**Dispositions Trending:** ⇄

**Circuit/Court ID:** 12 212041  
**Type of Case:** Dispositions  
**2024 Average Month:** 1,918  
**Jan-Apr 2024 :** 7,672  
**Overall AVG. Month:** 1,812

Monthly Dispositions Summary



Jan --- Apr Dispositions



Dispositions by Division

Divisions		Jan	Feb	Mar	Apr	May	Jun	Jul	Aug	Sep	Oct	Nov	Dec	Thru Apr	% Change	Total
<b>Total</b>	2024	1,954	1,779	1,840	2,099	-	-	-	-	-	-	-	-	7,672	1%	7,672
	2023	1,818	1,788	2,169	1,829	2,054	1,757	1,619	1,848	1,573	1,713	1,607	1,546	7,604	▲	21,321
<b>Civil</b>	2024	241	175	212	268	-	-	-	-	-	-	-	-	896	7%	896
	2023	221	178	246	191	278	216	241	206	183	251	197	188	836	▲	2,596
<b>Criminal</b>	2024	466	440	396	441	-	-	-	-	-	-	-	-	1,743	17%	1,743
	2023	370	364	446	309	434	480	325	409	358	459	407	364	1,489	▲	4,725
<b>Concealed Handgun Permits</b>	2024	504	461	512	629	-	-	-	-	-	-	-	-	2,106	-18%	2,106
	2023	588	606	716	649	541	410	449	516	394	418	451	423	2,559	▼	6,161
<b>Miscellaneous/ Other</b>	2024	741	703	716	758	-	-	-	-	-	-	-	-	2,918	7%	2,918
	2023	639	640	760	679	800	650	604	713	638	584	547	569	2,718	▲	7,823
<b>Others</b>	2024	2	-	4	3	-	-	-	-	-	-	-	-	9	350%	9
	2023	-	-	1	1	1	1	-	4	-	1	5	2	2	▲	16

Dispositions by Case Category


Case Categories		Jan	Feb	Mar	Apr	May	Jun	Jul	Aug	Sep	Oct	Nov	Dec	Thru Apr	% Change	Total
<b>Administrative Law</b>	2024	5	1	1	-	-	-	-	-	-	-	-	-	7	133%	7
	2023	-	1	-	2	3	1	1	2	1	5	1	2	3	▲	19
<b>Capital Murder</b>	2024	1	-	-	-	-	-	-	-	-	-	-	-	1	1	1
	2023	-	-	-	-	-	-	-	1	1	-	-	-	0	↔	2
<b>Contested Divorce</b>	2024	27	13	20	35	-	-	-	-	-	-	-	-	95	-16%	95
	2023	35	27	24	27	38	23	28	24	16	21	24	17	113	▼	304
<b>Domestic and Family - Level 1</b>	2024	38	30	23	23	-	-	-	-	-	-	-	-	114	23%	114
	2023	30	12	27	24	28	18	28	30	14	30	28	19	93	▲	288
<b>Domestic and Family - Level 2</b>	2024	6	6	12	4	-	-	-	-	-	-	-	-	28	4%	28
	2023	7	7	7	6	9	4	6	12	4	10	9	5	27	▲	86
<b>Felonies and Related Matters</b>	2024	317	288	270	283	-	-	-	-	-	-	-	-	1,158	20%	1,158
	2023	220	257	291	198	272	290	229	282	221	312	257	242	966	▲	3,071
<b>General Civil - Level 1</b>	2024	2	2	3	-	-	-	-	-	-	-	-	-	7	133%	7
	2023	1	-	-	2	4	1	3	4	2	2	1	1	3	▲	21
<b>General Civil - Level 2</b>	2024	67	48	78	75	-	-	-	-	-	-	-	-	268	36%	268
	2023	49	39	70	39	64	73	76	52	56	79	44	66	197	▲	707
<b>General Civil - Level 3</b>	2024	25	20	18	32	-	-	-	-	-	-	-	-	95	6%	95
	2023	12	19	25	34	23	14	24	22	31	25	30	18	90	▲	277
<b>Miscellaneous Civil</b>	2024	681	628	718	859	-	-	-	-	-	-	-	-	2,886	-8%	2,886
	2023	758	734	882	777	716	530	634	679	532	575	578	602	3,151	▼	7,997
<b>Misdemeanor</b>	2024	120	121	95	127	-	-	-	-	-	-	-	-	463	19%	463
	2023	113	83	113	79	139	152	78	94	110	131	123	97	388	▲	1,312
<b>Other</b>	2024	563	536	509	527	-	-	-	-	-	-	-	-	2,135	0%	2,135
	2023	474	512	597	544	634	532	418	553	502	423	424	379	2,127	▲	5,992
<b>Other Criminally Related Matters</b>	2024	31	31	31	31	-	-	-	-	-	-	-	-	124	-13%	124
	2023	40	24	44	34	37	42	19	35	27	27	29	27	142	▼	385
<b>Probates/Wills &amp; Trusts - Level 1</b>	2024	2	1	-	1	-	-	-	-	-	-	-	-	4	-33%	4
	2023	1	1	3	1	1	3	-	-	1	1	-	-	6	▼	12
<b>Probates/Wills &amp; Trusts - Level 2</b>	2024	6	11	6	18	-	-	-	-	-	-	-	-	41	-9%	41
	2023	9	8	12	16	11	20	11	6	7	6	9	11	45	▼	126
<b>Protective Orders</b>	2024	-	-	3	1	-	-	-	-	-	-	-	-	4	-56%	4
	2023	3	2	-	4	-	5	-	-	2	3	1	1	9	▼	21
<b>Uncontested Divorce</b>	2024	63	43	53	83	-	-	-	-	-	-	-	-	242	-1%	242
	2023	66	62	74	42	75	49	64	52	46	63	49	59	244	▼	701

Dashboard

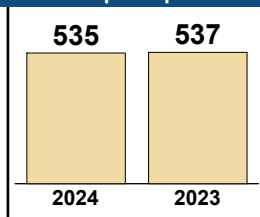
**Court:** Colonial Heights Circuit  
**Start/End Date:** Jan-23 / Apr-24  
**2023 Average Month:** 116  
**Jan-Apr 2023:** 537  
**Dispositions Trending:** ↔

**Circuit/Court ID:** 12 212570  
**Type of Case:** Dispositions  
**2024 Average Month:** 134  
**Jan-Apr 2024 :** 535  
**Overall AVG. Month:** 120

Monthly Dispositions Summary



Jan --- Apr Dispositions



Dispositions by Division

Divisions		Jan	Feb	Mar	Apr	May	Jun	Jul	Aug	Sep	Oct	Nov	Dec	Thru Apr	% Change	Total
<b>Total</b>	2024	135	90	141	169	-	-	-	-	-	-	-	-	535	0%	535
	2023	133	148	140	116	120	124	105	104	107	110	88	96	537	▼	1,391
<b>Civil</b>	2024	14	7	13	13	-	-	-	-	-	-	-	-	47	9%	47
	2023	10	12	5	16	9	10	6	6	5	18	6	2	43	▲	105
<b>Criminal</b>	2024	79	54	76	92	-	-	-	-	-	-	-	-	301	13%	301
	2023	71	62	88	46	68	70	57	62	84	58	56	66	267	▲	788
<b>Concealed Handgun Permits</b>	2024	22	22	42	35	-	-	-	-	-	-	-	-	121	-21%	121
	2023	33	47	31	42	29	30	20	26	14	21	22	25	153	▼	340
<b>Miscellaneous/ Other</b>	2024	20	7	10	29	-	-	-	-	-	-	-	-	66	-11%	66
	2023	19	27	16	12	14	14	22	10	4	13	4	3	74	▼	158

Dispositions by Case Category

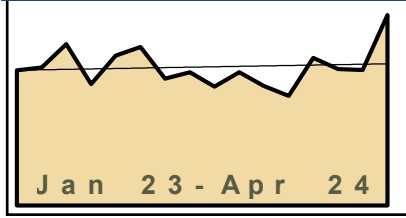
Case Categories		Jan	Feb	Mar	Apr	May	Jun	Jul	Aug	Sep	Oct	Nov	Dec	Thru Apr	% Change	Total
<b>Administrative Law</b>	2024	-	-	-	-	-	-	-	-	-	-	-	-	0	0	0
	2023	-	-	-	-	-	1	-	-	-	-	-	-	0	↔	1
<b>Contested Divorce</b>	2024	1	1	2	1	-	-	-	-	-	-	-	-	5	-17%	5
	2023	2	1	-	3	-	1	-	2	-	2	-	-	6	▼	11
<b>Domestic and Family - Level 1</b>	2024	7	1	1	1	-	-	-	-	-	-	-	-	10	150%	10
	2023	3	-	-	1	-	-	-	-	-	3	-	-	4	▲	7
<b>Domestic and Family - Level 2</b>	2024	-	-	-	1	-	-	-	-	-	-	-	-	1	-67%	1
	2023	1	2	-	-	-	-	1	1	-	3	1	-	3	▼	9
<b>Felonies and Related Matters</b>	2024	59	31	59	59	-	-	-	-	-	-	-	-	208	15%	208
	2023	53	43	61	24	54	52	42	39	60	41	46	56	181	▲	571
<b>General Civil - Level 1</b>	2024	-	-	-	1	-	-	-	-	-	-	-	-	1	1	1
	2023	-	-	-	-	1	-	1	-	-	-	-	-	0	↔	2
<b>General Civil - Level 2</b>	2024	2	2	2	1	-	-	-	-	-	-	-	-	7	-30%	7
	2023	2	5	2	1	-	1	5	1	1	-	3	-	10	▼	21
<b>General Civil - Level 3</b>	2024	1	-	4	8	-	-	-	-	-	-	-	-	13	225%	13
	2023	1	1	1	1	3	1	5	2	-	1	1	-	4	▲	17
<b>Miscellaneous Civil</b>	2024	42	28	50	57	-	-	-	-	-	-	-	-	177	-7%	177
	2023	41	63	36	51	38	35	32	34	17	34	23	28	191	▼	432
<b>Misdemeanor</b>	2024	18	22	10	27	-	-	-	-	-	-	-	-	77	10%	77
	2023	16	17	19	18	11	13	12	21	19	17	8	9	70	▲	180
<b>Other</b>	2024	-	-	3	-	-	-	-	-	-	-	-	-	3	-90%	3
	2023	9	8	8	4	5	9	2	-	-	-	1	-	29	▼	46
<b>Other Criminally Related Matters</b>	2024	2	1	7	6	-	-	-	-	-	-	-	-	16	-6%	16
	2023	2	3	8	4	3	5	3	2	5	3	4	1	17	▼	43
<b>Probates/Wills &amp; Trusts - Level 1</b>	2024	-	-	-	1	-	-	-	-	-	-	-	-	1	0%	1
	2023	-	-	1	-	-	-	-	-	-	-	-	-	1	↔	1
<b>Probates/Wills &amp; Trusts - Level 2</b>	2024	-	-	1	2	-	-	-	-	-	-	-	-	3	-25%	3
	2023	1	-	1	2	2	1	-	-	-	1	1	1	4	▼	10
<b>Protective Orders</b>	2024	-	-	-	-	-	-	-	-	-	-	-	-	0	-100%	0
	2023	-	-	2	1	-	1	1	1	1	-	-	1	3	▼	8
<b>Uncontested Divorce</b>	2024	3	4	2	4	-	-	-	-	-	-	-	-	13	-7%	13
	2023	2	5	1	6	3	4	1	1	4	5	-	-	14	▼	32

Dashboard

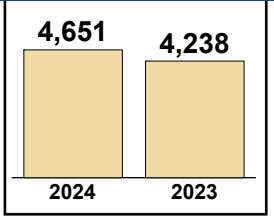
**Court:** Richmond Circuit  
**Start/End Date:** Jan-23 / Apr-24  
**2023 Average Month:** 1,020  
**Jan-Apr 2023:** 4,238  
**Dispositions Trending:** ▲

**Circuit/Court ID:** 13 213760  
**Type of Case:** Dispositions  
**2024 Average Month:** 1,163  
**Jan-Apr 2024 :** 4,651  
**Overall AVG. Month:** 1,056

Monthly Dispositions Summary



Jan --- Apr Dispositions



Dispositions by Division

Divisions		Jan	Feb	Mar	Apr	May	Jun	Jul	Aug	Sep	Oct	Nov	Dec	Thru Apr	% Change	Total
<b>Total</b>	2024	1,126	1,040	1,032	1,453	-	-	-	-	-	-	-	-	4,651	10%	4,651
	2023	1,030	1,053	1,230	925	1,142	1,208	967	1,017	906	1,017	912	835	4,238	▲	12,242
<b>Civil</b>	2024	195	278	228	425	-	-	-	-	-	-	-	-	1,126	60%	1,126
	2023	186	158	234	126	190	194	157	162	151	172	208	123	704	▲	2,061
<b>Criminal</b>	2024	361	313	303	394	-	-	-	-	-	-	-	-	1,371	-15%	1,371
	2023	423	368	428	393	321	380	336	371	344	319	259	321	1,612	▼	4,263
<b>Concealed Handgun Permits</b>	2024	170	83	116	161	-	-	-	-	-	-	-	-	530	2%	530
	2023	65	164	174	118	184	260	87	103	92	128	94	81	521	▲	1,550
<b>Miscellaneous/ Other</b>	2024	399	366	383	471	-	-	-	-	-	-	-	-	1,619	16%	1,619
	2023	353	360	390	287	446	373	387	379	316	396	350	309	1,390	▲	4,346
<b>Others</b>	2024	1	-	2	2	-	-	-	-	-	-	-	-	5	-55%	5
	2023	3	3	4	1	1	1	-	2	3	2	1	1	11	▼	22

Dispositions by Case Category

Case Categories		Jan	Feb	Mar	Apr	May	Jun	Jul	Aug	Sep	Oct	Nov	Dec	Thru Apr	% Change	Total
<b>Administrative Law</b>	2024	3	6	4	30	-	-	-	-	-	-	-	-	43	760%	43
	2023	-	2	3	-	3	4	3	1	-	6	5	1	5	▲	28
<b>Capital Murder</b>	2024	-	-	1	-	-	-	-	-	-	-	-	-	1	1	1
	2023	-	-	-	-	-	-	-	-	2	-	-	-	0	↔	2
<b>Contested Divorce</b>	2024	14	10	17	32	-	-	-	-	-	-	-	-	73	92%	73
	2023	13	7	13	5	14	13	14	10	7	10	7	5	38	▲	118
<b>Domestic and Family - Level 1</b>	2024	7	12	16	31	-	-	-	-	-	-	-	-	66	57%	66
	2023	4	10	16	12	12	15	10	11	20	14	9	4	42	▲	137
<b>Domestic and Family - Level 2</b>	2024	16	15	12	19	-	-	-	-	-	-	-	-	62	15%	62
	2023	17	11	16	10	15	20	6	20	16	5	14	12	54	▲	162
<b>Felonies and Related Matters</b>	2024	268	249	224	314	-	-	-	-	-	-	-	-	1,055	-20%	1,055
	2023	367	304	332	323	245	309	264	281	251	249	206	257	1,326	▼	3,388
<b>General Civil</b>	2024	-	-	-	2	-	-	-	-	-	-	-	-	2	2	2
	2023	-	-	-	-	-	-	-	-	-	-	-	-	0	↔	0
<b>General Civil - Level 1</b>	2024	3	10	8	17	-	-	-	-	-	-	-	-	38	111%	38
	2023	6	5	4	3	-	6	4	3	1	5	7	6	18	▲	50
<b>General Civil - Level 2</b>	2024	107	162	123	212	-	-	-	-	-	-	-	-	604	97%	604
	2023	87	71	79	70	88	82	71	57	78	95	129	70	307	▲	977
<b>General Civil - Level 3</b>	2024	56	36	36	58	-	-	-	-	-	-	-	-	186	-3%	186
	2023	40	48	78	26	32	43	25	54	23	38	32	23	192	▼	462
<b>Miscellaneous Civil</b>	2024	329	233	292	370	-	-	-	-	-	-	-	-	1,224	23%	1,224
	2023	183	286	324	205	378	375	260	222	222	255	248	164	998	▲	3,122
<b>Misdemeanor</b>	2024	65	33	53	55	-	-	-	-	-	-	-	-	206	13%	206
	2023	32	46	63	42	52	40	41	52	64	46	37	42	183	▲	557
<b>Other</b>	2024	200	191	176	204	-	-	-	-	-	-	-	-	771	-10%	771
	2023	222	227	230	182	239	240	204	247	174	235	181	209	861	▼	2,590
<b>Other Criminally Related Matters</b>	2024	33	41	34	41	-	-	-	-	-	-	-	-	149	20%	149
	2023	27	26	37	34	28	38	36	44	31	29	23	22	124	▲	375
<b>Probates/Wills &amp; Trusts - Level 1</b>	2024	-	-	-	2	-	-	-	-	-	-	-	-	2	2	2
	2023	-	-	-	-	-	-	-	-	1	-	-	1	0	↔	2
<b>Probates/Wills &amp; Trusts - Level 2</b>	2024	3	4	7	3	-	-	-	-	-	-	-	-	17	240%	17
	2023	2	-	3	-	2	1	1	1	-	3	1	4	5	▲	18
<b>Uncontested Divorce</b>	2024	22	38	29	63	-	-	-	-	-	-	-	-	152	79%	152
	2023	30	10	32	13	34	22	28	14	16	27	13	15	85	▲	254

Dashboard		Monthly Dispositions Summary		Jan --- Apr Dispositions	
<p><b>Court:</b> Henrico Circuit  <b>Start/End Date:</b> Jan-23 / Apr-24  <b>2023 Average Month:</b> 1,311  <b>Jan-Apr 2023:</b> 6,072  <b>Dispositions Trending:</b> ▼</p>	<p><b>Circuit/Court ID:</b> 14 214087  <b>Type of Case:</b> Dispositions  <b>2024 Average Month:</b> 1,252  <b>Jan-Apr 2024 :</b> 5,006  <b>Overall AVG. Month:</b> 1,296</p>	<p style="text-align: center; font-weight: bold; font-size: 1.2em;">Jan 23 - Apr 24</p>		<p style="text-align: center; font-weight: bold; font-size: 1.2em;">5,006      6,072</p> <p style="text-align: center;">2024                  2023</p>	


Dispositions by Division																
Divisions		Jan	Feb	Mar	Apr	May	Jun	Jul	Aug	Sep	Oct	Nov	Dec	Thru Apr	% Change	Total
<b>Total</b>	2024	1,334	1,259	1,230	1,183	-	-	-	-	-	-	-	-	5,006	-18%	5,006
	2023	1,615	1,554	1,667	1,236	1,126	1,277	1,398	1,445	1,086	1,280	995	1,049	6,072	▼	15,728
<b>Civil</b>	2024	239	205	194	181	-	-	-	-	-	-	-	-	819	-24%	819
	2023	372	390	172	148	174	249	165	187	148	173	140	131	1,082	▼	2,449
<b>Criminal</b>	2024	503	477	506	520	-	-	-	-	-	-	-	-	2,006	-8%	2,006
	2023	527	508	642	498	430	474	513	566	472	435	405	503	2,175	▼	5,973
<b>Concealed Handgun Permits</b>	2024	373	303	335	294	-	-	-	-	-	-	-	-	1,305	-10%	1,305
	2023	385	340	433	300	296	277	260	271	241	325	282	235	1,458	▼	3,645
<b>Miscellaneous/ Other</b>	2024	217	270	191	182	-	-	-	-	-	-	-	-	860	-36%	860
	2023	327	315	418	289	219	272	459	418	223	344	166	178	1,349	▼	3,628
<b>Others</b>	2024	2	4	4	6	-	-	-	-	-	-	-	-	16	100%	16
	2023	4	1	2	1	7	5	1	3	2	3	2	2	8	▲	33

Dispositions by Case Category																
Case Categories		Jan	Feb	Mar	Apr	May	Jun	Jul	Aug	Sep	Oct	Nov	Dec	Thru Apr	% Change	Total
<b>Administrative Law</b>	2024	1	5	3	1	-	-	-	-	-	-	-	-	10	-9%	10
	2023	3	6	1	1	-	5	2	-	1	1	1	-	11	▼	21
<b>Contested Divorce</b>	2024	28	30	15	21	-	-	-	-	-	-	-	-	94	-33%	94
	2023	42	52	26	20	23	31	26	30	18	20	14	19	140	▼	321
<b>Domestic and Family - Level 1</b>	2024	10	14	10	18	-	-	-	-	-	-	-	-	52	-2%	52
	2023	14	17	12	10	32	13	12	17	15	11	4	13	53	▼	170
<b>Domestic and Family - Level 2</b>	2024	5	1	8	3	-	-	-	-	-	-	-	-	17	-55%	17
	2023	14	14	5	5	6	5	2	3	3	9	1	2	38	▼	69
<b>Felonies and Related Matters</b>	2024	322	332	328	349	-	-	-	-	-	-	-	-	1,331	-10%	1,331
	2023	340	348	430	354	267	322	320	366	299	287	250	357	1,472	▼	3,940
<b>General Civil</b>	2024	-	-	-	-	-	-	-	-	-	-	-	-	0	0	0
	2023	-	-	-	-	-	-	-	-	-	-	1	-	0	↔	1
<b>General Civil - Level 1</b>	2024	2	5	6	3	-	-	-	-	-	-	-	-	16	-33%	16
	2023	12	7	2	3	4	3	4	5	2	2	3	5	24	▼	52
<b>General Civil - Level 2</b>	2024	97	68	75	70	-	-	-	-	-	-	-	-	310	-24%	310
	2023	145	157	62	45	54	91	59	62	49	52	55	33	409	▼	864
<b>General Civil - Level 3</b>	2024	20	17	29	20	-	-	-	-	-	-	-	-	86	-32%	86
	2023	48	34	23	21	16	28	21	11	16	31	15	9	126	▼	273
<b>Miscellaneous Civil</b>	2024	568	554	506	458	-	-	-	-	-	-	-	-	2,086	-22%	2,086
	2023	654	606	825	580	500	533	697	676	455	659	422	409	2,665	▼	7,016
<b>Misdemeanor</b>	2024	143	124	139	127	-	-	-	-	-	-	-	-	533	-4%	533
	2023	153	128	158	118	119	117	152	150	127	112	120	116	557	▼	1,570
<b>Other</b>	2024	8	9	7	13	-	-	-	-	-	-	-	-	37	-31%	37
	2023	23	18	9	4	13	9	3	4	7	4	25	5	54	▼	124
<b>Other Criminally Related Matters</b>	2024	45	31	46	44	-	-	-	-	-	-	-	-	166	2%	166
	2023	43	34	58	28	46	36	43	55	47	36	43	30	163	▲	499
<b>Probates/Wills &amp; Trusts - Level 1</b>	2024	2	1	3	1	-	-	-	-	-	-	-	-	7	133%	7
	2023	2	-	1	-	1	1	-	1	-	-	1	1	3	▲	8
<b>Probates/Wills &amp; Trusts - Level 2</b>	2024	5	8	4	4	-	-	-	-	-	-	-	-	21	-52%	21
	2023	16	15	8	5	2	13	8	14	6	6	7	3	44	▼	103
<b>Protective Orders</b>	2024	-	-	1	-	-	-	-	-	-	-	-	-	1	1	1
	2023	-	-	-	-	-	-	-	-	-	1	-	-	0	↔	1
<b>Uncontested Divorce</b>	2024	78	60	50	51	-	-	-	-	-	-	-	-	239	-24%	239
	2023	106	118	47	42	43	70	49	51	41	49	33	47	313	▼	696

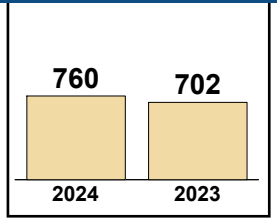
Dashboard

**Court:** Caroline Circuit **Circuit/Court ID:** 15 215033  
**Start/End Date:** Jan-23 / Apr-24 **Type of Case:** Dispositions  
**2023 Average Month:** 165 **2024 Average Month:** 190  
**Jan-Apr 2023:** 702 **Jan-Apr 2024 :** 760  
**Dispositions Trending:** ▲ **Overall AVG. Month:** 171

Monthly Dispositions Summary



Jan --- Apr Dispositions



Dispositions by Division

Divisions		Jan	Feb	Mar	Apr	May	Jun	Jul	Aug	Sep	Oct	Nov	Dec	Thru Apr	% Change	Total
<b>Total</b>	2024	196	141	194	229	-	-	-	-	-	-	-	-	760	8%	760
	2023	190	164	169	179	131	122	121	193	191	189	183	143	702	▲	1,975
<b>Civil</b>	2024	20	12	12	22	-	-	-	-	-	-	-	-	66	5%	66
	2023	30	10	15	8	10	31	19	14	25	12	27	14	63	▲	215
<b>Criminal</b>	2024	84	46	72	83	-	-	-	-	-	-	-	-	285	24%	285
	2023	65	70	48	46	33	31	50	57	98	65	62	55	229	▲	680
<b>Concealed Handgun Permits</b>	2024	48	70	68	76	-	-	-	-	-	-	-	-	262	-6%	262
	2023	59	60	88	72	65	45	39	58	50	71	59	54	279	▼	720
<b>Miscellaneous/ Other</b>	2024	44	13	42	48	-	-	-	-	-	-	-	-	147	17%	147
	2023	36	24	18	48	23	15	13	64	18	41	34	20	126	▲	354
<b>Others</b>	2024	-	-	-	-	-	-	-	-	-	-	-	-	0	-100%	0
	2023	-	-	-	5	-	-	-	-	-	-	-	1	5	▼	6

Dispositions by Case Category

Case Categories		Jan	Feb	Mar	Apr	May	Jun	Jul	Aug	Sep	Oct	Nov	Dec	Thru Apr	% Change	Total
<b>Administrative Law</b>	2024	-	-	-	-	-	-	-	-	-	-	-	-	0	0%	0
	2023	-	-	-	-	-	-	-	-	1	-	-	-	0	↔	1
<b>Contested Divorce</b>	2024	2	1	1	3	-	-	-	-	-	-	-	-	7	0%	7
	2023	2	1	4	-	-	1	1	3	1	2	4	4	7	↔	23
<b>Domestic and Family - Level 1</b>	2024	5	-	-	4	-	-	-	-	-	-	-	-	9	800%	9
	2023	-	1	-	-	1	6	-	3	2	1	2	3	1	▲	19
<b>Domestic and Family - Level 2</b>	2024	1	2	5	2	-	-	-	-	-	-	-	-	10	-33%	10
	2023	15	-	-	-	3	12	8	-	-	2	-	-	15	▼	40
<b>Felonies and Related Matters</b>	2024	60	24	49	43	-	-	-	-	-	-	-	-	176	31%	176
	2023	36	37	35	26	16	13	33	39	60	39	42	32	134	▲	408
<b>General Civil - Level 1</b>	2024	-	-	-	-	-	-	-	-	-	-	-	-	0	-100%	0
	2023	2	-	-	-	-	-	-	1	-	-	-	-	2	▼	3
<b>General Civil - Level 2</b>	2024	6	4	3	4	-	-	-	-	-	-	-	-	17	-19%	17
	2023	5	5	8	3	1	6	5	2	3	1	10	5	21	▼	54
<b>General Civil - Level 3</b>	2024	1	1	3	4	-	-	-	-	-	-	-	-	9	29%	9
	2023	5	-	1	1	2	-	1	1	10	2	10	-	7	▲	33
<b>Miscellaneous Civil</b>	2024	69	83	84	99	-	-	-	-	-	-	-	-	335	-1%	335
	2023	79	77	103	79	87	60	52	78	68	91	84	72	338	▼	930
<b>Misdemeanor</b>	2024	18	19	17	31	-	-	-	-	-	-	-	-	85	21%	85
	2023	26	25	10	9	14	10	12	18	33	24	19	21	70	▲	221
<b>Other</b>	2024	24	1	26	25	-	-	-	-	-	-	-	-	76	13%	76
	2023	12	7	2	46	1	-	1	44	1	18	2	-	67	▲	134
<b>Other Criminally Related Matters</b>	2024	6	3	6	9	-	-	-	-	-	-	-	-	24	-4%	24
	2023	3	8	3	11	3	8	5	-	5	2	1	2	25	▼	51
<b>Probates/Wills &amp; Trusts - Level 1</b>	2024	-	-	-	-	-	-	-	-	-	-	-	-	0	0%	0
	2023	-	-	-	-	1	-	-	-	-	-	-	-	0	↔	1
<b>Probates/Wills &amp; Trusts - Level 2</b>	2024	1	-	-	1	-	-	-	-	-	-	-	-	2	100%	2
	2023	1	-	-	-	-	-	-	2	1	-	1	1	1	▲	6
<b>Uncontested Divorce</b>	2024	3	3	-	4	-	-	-	-	-	-	-	-	10	-29%	10
	2023	4	3	3	4	2	6	3	2	6	7	8	3	14	▼	51

Dashboard		Monthly Dispositions Summary		Jan --- Apr Dispositions	
<p><b>Court:</b> Essex Circuit  <b>Start/End Date:</b> Jan-23 / Apr-24  <b>2023 Average Month:</b> 57  <b>Jan-Apr 2023:</b> 334  <b>Dispositions Trending:</b> ▼</p>	<p><b>Circuit/Court ID:</b> 15 215057  <b>Type of Case:</b> Dispositions  <b>2024 Average Month:</b> 61  <b>Jan-Apr 2024 :</b> 245  <b>Overall AVG. Month:</b> 58</p>				

Dispositions by Division																
Divisions		Jan	Feb	Mar	Apr	May	Jun	Jul	Aug	Sep	Oct	Nov	Dec	Thru Apr	% Change	Total
<b>Total</b>	2024	75	41	81	48	-	-	-	-	-	-	-	-	245	-27%	245
	2023	134	48	79	73	37	48	34	40	50	62	42	34	334	▼	681
<b>Civil</b>	2024	4	2	4	8	-	-	-	-	-	-	-	-	18	-51%	18
	2023	15	5	3	14	8	6	8	4	7	6	5	1	37	▼	82
<b>Criminal</b>	2024	28	7	37	17	-	-	-	-	-	-	-	-	89	-34%	89
	2023	81	-	25	28	7	7	6	10	10	18	6	15	134	▼	213
<b>Concealed Handgun Permits</b>	2024	24	17	23	13	-	-	-	-	-	-	-	-	77	-24%	77
	2023	25	22	31	23	8	23	17	13	20	26	19	11	101	▼	238
<b>Miscellaneous/ Other</b>	2024	19	15	17	10	-	-	-	-	-	-	-	-	61	0%	61
	2023	13	20	20	8	14	12	3	13	13	12	12	7	61	↔	147
<b>Others</b>	2024	-	-	-	-	-	-	-	-	-	-	-	-	0	-100%	0
	2023	-	1	-	-	-	-	-	-	-	-	-	-	1	▼	1

Dispositions by Case Category																
Case Categories		Jan	Feb	Mar	Apr	May	Jun	Jul	Aug	Sep	Oct	Nov	Dec	Thru Apr	% Change	Total
<b>Contested Divorce</b>	2024	-	-	1	2	-	-	-	-	-	-	-	-	3	-40%	3
	2023	-	-	-	5	-	-	1	-	2	-	-	-	5	▼	8
<b>Domestic and Family - Level 1</b>	2024	-	-	-	1	-	-	-	-	-	-	-	-	1	-86%	1
	2023	4	-	-	3	-	-	1	-	-	1	-	-	7	▼	9
<b>Domestic and Family - Level 2</b>	2024	-	-	-	-	-	-	-	-	-	-	-	-	0	0%	0
	2023	-	-	-	-	1	3	-	-	1	1	-	-	0	↔	6
<b>Felonies and Related Matters</b>	2024	25	4	28	11	-	-	-	-	-	-	-	-	68	-23%	68
	2023	53	-	16	19	5	6	4	9	4	14	2	7	88	▼	139
<b>General Civil - Level 1</b>	2024	-	-	-	-	-	-	-	-	-	-	-	-	0	0%	0
	2023	-	-	-	-	-	1	-	-	-	-	-	2	0	↔	3
<b>General Civil - Level 2</b>	2024	3	2	1	1	-	-	-	-	-	-	-	-	7	75%	7
	2023	2	1	-	1	1	-	-	-	1	-	-	1	4	▲	7
<b>General Civil - Level 3</b>	2024	1	-	1	1	-	-	-	-	-	-	-	-	3	-57%	3
	2023	4	1	1	1	4	1	2	-	-	2	3	-	7	▼	19
<b>Miscellaneous Civil</b>	2024	30	20	30	14	-	-	-	-	-	-	-	-	94	-15%	94
	2023	28	24	34	25	10	26	20	14	21	31	22	15	111	▼	270
<b>Misdemeanor</b>	2024	1	3	7	3	-	-	-	-	-	-	-	-	14	40%	14
	2023	4	-	3	3	2	-	1	-	2	2	4	1	10	▲	22
<b>Other</b>	2024	12	11	10	9	-	-	-	-	-	-	-	-	42	-19%	42
	2023	10	19	17	6	12	8	-	13	12	7	9	2	52	▼	115
<b>Other Criminally Related Matters</b>	2024	2	-	2	3	-	-	-	-	-	-	-	-	7	-81%	7
	2023	24	-	6	7	-	1	3	1	4	2	-	7	37	▼	55
<b>Probates/Wills &amp; Trusts - Level 1</b>	2024	-	1	-	-	-	-	-	-	-	-	-	-	1	0%	1
	2023	1	-	-	-	-	-	-	-	-	-	-	-	1	↔	1
<b>Probates/Wills &amp; Trusts - Level 2</b>	2024	-	-	-	-	-	-	-	-	-	-	-	-	0	-100%	0
	2023	1	-	-	-	-	-	-	1	-	-	-	-	1	▼	2
<b>Uncontested Divorce</b>	2024	1	-	1	3	-	-	-	-	-	-	-	-	5	-55%	5
	2023	3	3	2	3	2	2	2	2	3	2	-	1	11	▼	25

Dashboard		Monthly Dispositions Summary		Jan --- Apr Dispositions					
<p><b>Court:</b> Hanover Circuit  <b>Start/End Date:</b> Jan-23 / Apr-24  <b>2023 Average Month:</b> 590  <b>Jan-Apr 2023:</b> 2,532  <b>Dispositions Trending:</b> ⇌</p>	<p><b>Circuit/Court ID:</b> 15 215085  <b>Type of Case:</b> Dispositions  <b>2024 Average Month:</b> 621  <b>Jan-Apr 2024 :</b> 2,484  <b>Overall AVG. Month:</b> 597</p>	<p style="text-align: center; font-weight: bold; font-size: 1.2em;">Jan 23 - Apr 24</p>		<table border="1" style="margin: auto; border-collapse: collapse;"> <tr> <td style="text-align: center; width: 50px;"><b>2,484</b></td> <td style="text-align: center; width: 50px;"><b>2,532</b></td> </tr> <tr> <td style="text-align: center; width: 50px;">2024</td> <td style="text-align: center; width: 50px;">2023</td> </tr> </table>		<b>2,484</b>	<b>2,532</b>	2024	2023
<b>2,484</b>	<b>2,532</b>								
2024	2023								

Dispositions by Division																
Divisions		Jan	Feb	Mar	Apr	May	Jun	Jul	Aug	Sep	Oct	Nov	Dec	Thru Apr	% Change	Total
<b>Total</b>	2024	646	499	763	576	-	-	-	-	-	-	-	-	2,484	-2%	2,484
	2023	685	583	664	600	602	641	484	531	667	572	609	437	2,532	▼	7,075
<b>Civil</b>	2024	105	101	124	126	-	-	-	-	-	-	-	-	456	17%	456
	2023	105	91	107	87	122	130	109	126	113	114	133	64	390	▲	1,301
<b>Criminal</b>	2024	219	199	344	230	-	-	-	-	-	-	-	-	992	17%	992
	2023	214	206	240	185	207	245	211	171	239	210	211	216	845	▲	2,555
<b>Concealed Handgun Permits</b>	2024	270	147	242	129	-	-	-	-	-	-	-	-	788	-16%	788
	2023	280	201	205	248	188	184	87	149	229	162	202	116	934	▼	2,251
<b>Miscellaneous/ Other</b>	2024	52	52	52	90	-	-	-	-	-	-	-	-	246	-32%	246
	2023	86	85	112	80	84	82	77	85	85	86	63	41	363	▼	966
<b>Others</b>	2024	-	-	1	1	-	-	-	-	-	-	-	-	2	2	2
	2023	-	-	-	-	1	-	-	-	-	1	-	-	0	↔	2

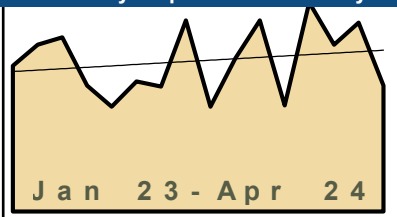
Dispositions by Case Category																
Case Categories		Jan	Feb	Mar	Apr	May	Jun	Jul	Aug	Sep	Oct	Nov	Dec	Thru Apr	% Change	Total
<b>Administrative Law</b>	2024	1	-	1	-	-	-	-	-	-	-	-	-	2	2	2
	2023	-	-	-	-	1	-	-	1	-	-	1	1	0	↔	4
<b>Capital Murder</b>	2024	1	-	-	-	-	-	-	-	-	-	-	-	1	1	1
	2023	-	-	-	-	-	-	-	-	-	-	-	1	0	↔	1
<b>Contested Divorce</b>	2024	14	18	22	19	-	-	-	-	-	-	-	-	73	6%	73
	2023	16	20	21	12	30	21	16	14	20	18	16	9	69	▲	213
<b>Domestic and Family - Level 1</b>	2024	5	7	4	6	-	-	-	-	-	-	-	-	22	-19%	22
	2023	8	8	8	3	4	5	8	6	4	5	12	5	27	▼	76
<b>Domestic and Family - Level 2</b>	2024	4	5	7	5	-	-	-	-	-	-	-	-	21	40%	21
	2023	3	2	6	4	2	6	12	7	5	7	4	3	15	▲	61
<b>Felonies and Related Matters</b>	2024	137	89	230	119	-	-	-	-	-	-	-	-	575	19%	575
	2023	138	105	132	110	120	153	138	100	146	119	130	126	485	▲	1,517
<b>General Civil - Level 1</b>	2024	-	-	1	-	-	-	-	-	-	-	-	-	1	-50%	1
	2023	1	-	1	-	2	1	1	2	-	-	-	1	2	▼	9
<b>General Civil - Level 2</b>	2024	26	14	34	29	-	-	-	-	-	-	-	-	103	17%	103
	2023	25	15	24	24	25	34	20	32	28	36	46	5	88	▲	314
<b>General Civil - Level 3</b>	2024	5	5	5	7	-	-	-	-	-	-	-	-	22	-8%	22
	2023	7	6	9	2	11	6	8	10	6	7	4	1	24	▼	77
<b>Miscellaneous Civil</b>	2024	323	197	285	216	-	-	-	-	-	-	-	-	1,021	-20%	1,021
	2023	362	282	310	321	269	264	161	224	312	245	263	159	1,275	▼	3,172
<b>Misdemeanor</b>	2024	77	98	101	102	-	-	-	-	-	-	-	-	378	14%	378
	2023	66	97	99	70	79	83	65	62	89	84	72	85	332	▲	951
<b>Other</b>	2024	7	5	3	6	-	-	-	-	-	-	-	-	21	17%	21
	2023	11	2	3	2	6	3	2	2	7	8	1	4	18	▲	51
<b>Other Criminally Related Matters</b>	2024	4	12	13	9	-	-	-	-	-	-	-	-	38	19%	38
	2023	13	5	9	5	8	10	8	9	9	8	8	6	32	▲	98
<b>Probates/Wills &amp; Trusts - Level 1</b>	2024	-	-	2	-	-	-	-	-	-	-	-	-	2	100%	2
	2023	-	-	-	1	-	1	1	1	-	-	-	2	1	▲	6
<b>Probates/Wills &amp; Trusts - Level 2</b>	2024	3	2	5	1	-	-	-	-	-	-	-	-	11	10%	11
	2023	2	1	4	3	2	8	1	2	1	1	-	-	10	▲	25
<b>Uncontested Divorce</b>	2024	39	47	50	57	-	-	-	-	-	-	-	-	193	25%	193
	2023	33	40	38	43	43	46	43	59	40	34	50	31	154	▲	500

Dashboard

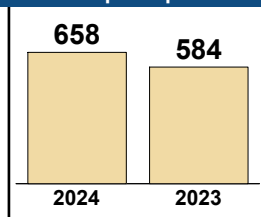
**Court:** King George Circuit  
**Start/End Date:** Jan-23 / Apr-24  
**2023 Average Month:** 137  
**Jan-Apr 2023:** 584  
**Dispositions Trending:** ▲

**Circuit/Court ID:** 15 215099  
**Type of Case:** Dispositions  
**2024 Average Month:** 165  
**Jan-Apr 2024 :** 658  
**Overall AVG. Month:** 144

Monthly Dispositions Summary



Jan --- Apr Dispositions



Dispositions by Division

Divisions		Jan	Feb	Mar	Apr	May	Jun	Jul	Aug	Sep	Oct	Nov	Dec	Thru Apr	% Change	Total
<b>Total</b>	2024	199	159	180	120	-	-	-	-	-	-	-	-	658	13%	658
	2023	139	159	166	120	100	124	119	182	100	146	182	101	584	▲	1,638
<b>Civil</b>	2024	14	5	15	22	-	-	-	-	-	-	-	-	56	-8%	56
	2023	9	20	14	18	11	8	15	37	9	20	13	15	61	▼	189
<b>Criminal</b>	2024	88	84	80	27	-	-	-	-	-	-	-	-	279	56%	279
	2023	40	63	51	25	20	45	41	38	30	57	84	39	179	▲	533
<b>Concealed Handgun Permits</b>	2024	77	51	66	49	-	-	-	-	-	-	-	-	243	-7%	243
	2023	65	57	80	59	51	56	48	74	46	55	67	29	261	▼	687
<b>Miscellaneous/ Other</b>	2024	20	19	19	22	-	-	-	-	-	-	-	-	80	-4%	80
	2023	25	19	21	18	18	15	15	33	15	14	18	18	83	▼	229

Dispositions by Case Category

Case Categories		Jan	Feb	Mar	Apr	May	Jun	Jul	Aug	Sep	Oct	Nov	Dec	Thru Apr	% Change	Total
<b>Administrative Law</b>	2024	-	-	-	-	-	-	-	-	-	-	-	-	0	-100%	0
	2023	-	1	-	-	-	-	-	1	-	-	-	-	1	▼	2
<b>Capital Murder</b>	2024	-	-	-	-	-	-	-	-	-	-	-	-	0	0	0
	2023	-	-	-	-	1	-	-	-	-	-	-	-	0	↔	1
<b>Contested Divorce</b>	2024	2	1	-	3	-	-	-	-	-	-	-	-	6	-40%	6
	2023	3	1	2	4	1	-	2	5	1	-	-	2	10	▼	21
<b>Domestic and Family - Level 1</b>	2024	2	-	2	1	-	-	-	-	-	-	-	-	5	0%	5
	2023	-	-	2	3	-	2	6	4	-	6	-	3	5	↔	26
<b>Domestic and Family - Level 2</b>	2024	1	-	2	2	-	-	-	-	-	-	-	-	5	400%	5
	2023	1	-	-	-	-	1	-	3	-	1	-	-	1	▲	6
<b>Felonies and Related Matters</b>	2024	57	43	49	18	-	-	-	-	-	-	-	-	167	69%	167
	2023	27	32	27	13	11	22	24	30	24	47	58	20	99	▲	335
<b>General Civil - Level 1</b>	2024	-	-	1	-	-	-	-	-	-	-	-	-	1	1	1
	2023	-	-	-	-	1	-	-	3	1	-	1	-	0	↔	6
<b>General Civil - Level 2</b>	2024	3	1	4	2	-	-	-	-	-	-	-	-	10	0%	10
	2023	2	2	2	4	2	2	1	5	1	6	2	2	10	↔	31
<b>General Civil - Level 3</b>	2024	1	-	4	4	-	-	-	-	-	-	-	-	9	-57%	9
	2023	1	13	3	4	4	1	2	1	3	-	3	3	21	▼	38
<b>Miscellaneous Civil</b>	2024	88	60	78	58	-	-	-	-	-	-	-	-	284	-10%	284
	2023	81	70	92	71	63	67	58	100	57	65	75	40	314	▼	839
<b>Misdemeanor</b>	2024	29	40	28	8	-	-	-	-	-	-	-	-	105	52%	105
	2023	12	27	21	9	7	21	12	6	3	10	25	17	69	▲	170
<b>Other</b>	2024	7	10	6	13	-	-	-	-	-	-	-	-	36	33%	36
	2023	8	5	9	5	6	4	5	5	4	4	9	6	27	▲	70
<b>Other Criminally Related Matters</b>	2024	2	1	3	1	-	-	-	-	-	-	-	-	7	-36%	7
	2023	1	4	3	3	1	2	5	3	3	1	3	2	11	▼	31
<b>Probates/Wills &amp; Trusts - Level 1</b>	2024	-	-	-	-	-	-	-	-	-	-	-	-	0	0	0
	2023	-	-	-	-	-	-	-	1	-	-	-	1	0	↔	2
<b>Probates/Wills &amp; Trusts - Level 2</b>	2024	-	-	-	-	-	-	-	-	-	-	-	-	0	0	0
	2023	-	-	-	-	1	2	-	2	-	-	1	1	0	↔	7
<b>Protective Orders</b>	2024	2	-	-	2	-	-	-	-	-	-	-	-	4	4	4
	2023	-	-	-	-	-	-	-	-	-	1	-	1	0	↔	2
<b>Uncontested Divorce</b>	2024	5	3	3	8	-	-	-	-	-	-	-	-	19	19%	19
	2023	3	4	5	4	2	-	4	13	3	5	5	3	16	▲	51

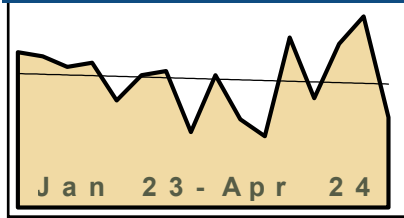


Dashboard

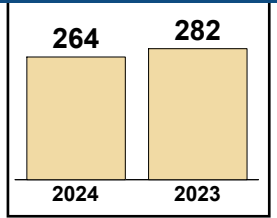
**Court:** Lancaster Circuit  
**Start/End Date:** Jan-23 / Apr-24  
**2023 Average Month:** 60  
**Jan-Apr 2023:** 282  
**Dispositions Trending:** ▼

**Circuit/Court ID:** 15 215103  
**Type of Case:** Dispositions  
**2024 Average Month:**66  
**Jan-Apr 2024 :** 264  
**Overall AVG. Month:** 61

Monthly Dispositions Summary



Jan --- Apr Dispositions



Dispositions by Division

Divisions		Jan	Feb	Mar	Apr	May	Jun	Jul	Aug	Sep	Oct	Nov	Dec	Thru Apr	% Change	Total
<b>Total</b>	2024	52	78	91	43	-	-	-	-	-	-	-	-	264	-6%	264
	2023	74	72	67	69	51	63	65	36	63	42	34	81	282	▼	717
<b>Civil</b>	2024	6	-	4	5	12	13	6	4	8	3	2	5	15	-58%	15
	2023	8	6	10	12	12	13	6	4	8	3	2	5	36	▼	89
<b>Criminal</b>	2024	8	54	58	11	-	-	-	-	-	-	-	-	131	62%	131
	2023	26	27	15	13	14	22	25	14	17	18	13	42	81	▲	246
<b>Concealed Handgun Permits</b>	2024	22	17	23	21	-	-	-	-	-	-	-	-	83	-31%	83
	2023	29	30	28	34	12	20	23	7	28	13	13	28	121	▼	265
<b>Miscellaneous/ Other</b>	2024	16	7	6	6	-	-	-	-	-	-	-	-	35	-19%	35
	2023	11	8	14	10	13	8	11	11	10	8	6	6	43	▼	116
<b>Others</b>	2024	-	-	-	-	-	-	-	-	-	-	-	-	0	-100%	0
	2023	-	1	-	-	-	-	-	-	-	-	-	-	1	▼	1

Dispositions by Case Category


Case Categories		Jan	Feb	Mar	Apr	May	Jun	Jul	Aug	Sep	Oct	Nov	Dec	Thru Apr	% Change	Total
<b>Capital Murder</b>	2024	-	-	-	-	-	-	-	-	-	-	-	-	0	0	0
	2023	-	-	-	-	-	-	-	-	-	-	2	-	0	↔	2
<b>Contested Divorce</b>	2024	-	-	-	-	-	-	-	-	-	-	-	-	0	-100%	0
	2023	1	1	-	-	-	1	-	1	3	1	-	1	2	▼	9
<b>Domestic and Family - Level 1</b>	2024	3	-	1	-	-	-	-	-	-	-	-	-	4	-20%	4
	2023	1	-	4	-	1	-	-	-	1	-	1	-	5	▼	8
<b>Domestic and Family - Level 2</b>	2024	-	-	2	-	-	-	-	-	-	-	-	-	2	-33%	2
	2023	1	-	1	1	-	1	-	-	-	-	-	-	3	▼	4
<b>Felonies and Related Matters</b>	2024	7	41	33	7	-	-	-	-	-	-	-	-	88	40%	88
	2023	20	21	12	10	13	2	18	4	7	10	5	30	63	▲	152
<b>General Civil - Level 1</b>	2024	-	-	-	-	-	-	-	-	-	-	-	-	0	-100%	0
	2023	-	-	1	-	-	1	-	-	1	-	-	-	1	▼	3
<b>General Civil - Level 2</b>	2024	5	-	1	1	-	-	-	-	-	-	-	-	7	-36%	7
	2023	3	2	3	3	-	1	-	2	3	-	1	2	11	▼	20
<b>General Civil - Level 3</b>	2024	-	1	-	2	-	-	-	-	-	-	-	-	3	-57%	3
	2023	1	2	-	4	11	4	5	-	1	2	-	1	7	▼	31
<b>Miscellaneous Civil</b>	2024	27	22	26	26	-	-	-	-	-	-	-	-	101	-32%	101
	2023	35	36	36	41	21	28	28	18	35	19	17	30	148	▼	344
<b>Misdemeanor</b>	2024	-	12	24	4	-	-	-	-	-	-	-	-	40	186%	40
	2023	5	6	1	2	-	18	4	9	10	6	5	9	14	▲	75
<b>Other</b>	2024	7	1	-	1	-	-	-	-	-	-	-	-	9	-31%	9
	2023	5	2	5	1	4	2	5	-	2	2	1	4	13	▼	33
<b>Other Criminally Related Matters</b>	2024	1	1	1	-	-	-	-	-	-	-	-	-	3	-40%	3
	2023	1	1	2	1	1	2	3	1	-	2	1	4	5	▼	19
<b>Probates/Wills &amp; Trusts - Level 2</b>	2024	-	-	1	-	-	-	-	-	-	-	-	-	1	-67%	1
	2023	1	1	-	1	-	-	1	-	-	-	1	-	3	▼	5
<b>Uncontested Divorce</b>	2024	2	-	2	2	-	-	-	-	-	-	-	-	6	-14%	6
	2023	-	-	2	5	-	3	1	1	-	-	-	-	7	▼	12

Dashboard

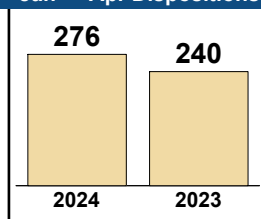
**Court:** Northumberland Circuit  
**Start/End Date:** Jan-23 / Apr-24  
**2023 Average Month:** 57  
**Jan-Apr 2023:** 240  
**Dispositions Trending:** ▲

**Circuit/Court ID:** 15 215133  
**Type of Case:** Dispositions  
**2024 Average Month:** 69  
**Jan-Apr 2024 :** 276  
**Overall AVG. Month:** 60

Monthly Dispositions Summary



Jan --- Apr Dispositions



Dispositions by Division

Divisions		Jan	Feb	Mar	Apr	May	Jun	Jul	Aug	Sep	Oct	Nov	Dec	Thru Apr	% Change	Total
<b>Total</b>	2024	57	46	68	105	-	-	-	-	-	-	-	-	276	15%	276
	2023	68	58	71	43	60	51	60	57	49	73	60	36	240	▲	686
<b>Civil</b>	2024	7	7	11	13	-	-	-	-	-	-	-	-	38	3%	38
	2023	6	10	6	15	10	7	3	14	13	13	10	1	37	▲	108
<b>Criminal</b>	2024	23	9	12	32	-	-	-	-	-	-	-	-	76	7%	76
	2023	22	26	16	7	24	18	17	22	12	29	16	18	71	▲	227
<b>Concealed Handgun Permits</b>	2024	23	27	36	18	-	-	-	-	-	-	-	-	104	-13%	104
	2023	38	21	44	17	21	22	32	19	18	26	28	14	120	▼	300
<b>Miscellaneous/ Other</b>	2024	3	3	9	42	-	-	-	-	-	-	-	-	57	375%	57
	2023	2	1	5	4	5	4	8	2	6	5	5	3	12	▲	50
<b>Others</b>	2024	1	-	-	-	-	-	-	-	-	-	-	-	1	1	1
	2023	-	-	-	-	-	-	-	-	-	-	1	-	0	↔	1

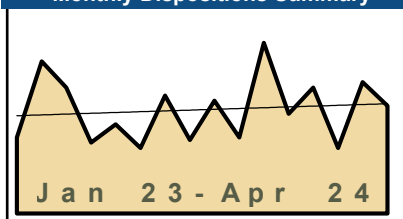
Dispositions by Case Category

Case Categories		Jan	Feb	Mar	Apr	May	Jun	Jul	Aug	Sep	Oct	Nov	Dec	Thru Apr	% Change	Total
<b>Administrative Law</b>	2024	-	-	-	-	-	-	-	-	-	-	-	-	0	0	0
	2023	-	-	-	-	-	-	-	-	-	1	-	-	0	↔	1
<b>Capital Murder</b>	2024	-	-	-	-	-	-	-	-	-	-	-	-	0	0	0
	2023	-	-	-	-	-	-	-	-	-	1	-	-	0	↔	1
<b>Contested Divorce</b>	2024	-	1	1	-	-	-	-	-	-	-	-	-	2	0%	2
	2023	1	1	-	-	2	-	1	-	2	2	-	-	2	↔	9
<b>Domestic and Family - Level 1</b>	2024	-	-	-	1	-	-	-	-	-	-	-	-	1	-67%	1
	2023	2	-	1	-	4	1	1	1	6	2	-	-	3	▼	18
<b>Domestic and Family - Level 2</b>	2024	-	-	1	-	-	-	-	-	-	-	-	-	1	0%	1
	2023	-	-	-	1	-	-	-	-	-	-	-	-	1	↔	1
<b>Felonies and Related Matters</b>	2024	23	7	10	29	-	-	-	-	-	-	-	-	69	33%	69
	2023	16	21	13	2	19	15	10	7	6	25	13	17	52	▲	164
<b>General Civil</b>	2024	-	-	-	17	-	-	-	-	-	-	-	-	17	17	17
	2023	-	-	-	-	-	-	-	-	-	-	-	-	0	↔	0
<b>General Civil - Level 1</b>	2024	-	-	-	2	-	-	-	-	-	-	-	-	2	2	2
	2023	-	-	-	-	-	-	-	-	-	-	2	-	0	↔	2
<b>General Civil - Level 2</b>	2024	1	2	2	5	-	-	-	-	-	-	-	-	10	25%	10
	2023	-	2	2	4	2	1	-	1	-	2	-	1	8	▲	15
<b>General Civil - Level 3</b>	2024	4	-	2	6	-	-	-	-	-	-	-	-	12	0%	12
	2023	1	6	2	3	3	3	-	5	-	3	4	-	12	↔	30
<b>Miscellaneous Civil</b>	2024	25	30	49	38	-	-	-	-	-	-	-	-	142	8%	142
	2023	40	22	49	21	25	27	40	25	24	31	32	16	132	▲	352
<b>Misdemeanor</b>	2024	-	1	-	1	-	-	-	-	-	-	-	-	2	-85%	2
	2023	5	4	1	3	3	2	6	12	4	3	1	1	13	▼	45
<b>Other</b>	2024	2	1	-	1	-	-	-	-	-	-	-	-	4	300%	4
	2023	-	-	-	1	-	-	-	-	-	-	3	-	1	▲	4
<b>Other Criminally Related Matters</b>	2024	-	1	2	2	-	-	-	-	-	-	-	-	5	-17%	5
	2023	1	1	2	2	2	1	1	3	3	-	2	-	6	▼	18
<b>Probates/Wills &amp; Trusts - Level 1</b>	2024	-	-	1	-	-	-	-	-	-	-	-	-	1	1	1
	2023	-	-	-	-	-	-	-	-	-	-	-	-	0	↔	0
<b>Probates/Wills &amp; Trusts - Level 2</b>	2024	1	1	-	2	-	-	-	-	-	-	-	-	4	300%	4
	2023	-	-	-	1	-	-	-	-	-	-	-	-	1	▲	1
<b>Uncontested Divorce</b>	2024	1	2	-	1	-	-	-	-	-	-	-	-	4	-56%	4
	2023	2	1	1	5	-	1	1	3	4	3	3	1	9	▼	25

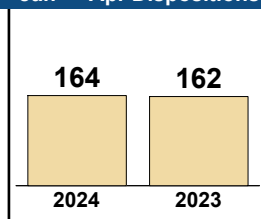
Dashboard

**Court:** Richmond County Circuit **Circuit/Court ID:** 15 215159  
**Start/End Date:** Jan-23 / Apr-24 **Type of Case:** Dispositions  
**2023 Average Month:** 39 **2024 Average Month:** 41  
**Jan-Apr 2023:** 162 **Jan-Apr 2024 :** 164  
**Dispositions Trending:** ↔ **Overall AVG. Month:** 40

Monthly Dispositions Summary



Jan --- Apr Dispositions



Dispositions by Division

Divisions		Jan	Feb	Mar	Apr	May	Jun	Jul	Aug	Sep	Oct	Nov	Dec	Thru Apr	% Change	Total
<b>Total</b>	2024	48	25	50	41	-	-	-	-	-	-	-	-	164	1%	164
	2023	29	58	48	27	34	25	45	28	43	29	65	38	162	▲	469
<b>Civil</b>	2024	1	2	2	4	-	-	-	-	-	-	-	-	9	-40%	9
	2023	2	4	4	5	2	2	10	3	2	3	4	9	15	▼	50
<b>Criminal</b>	2024	33	1	20	16	-	-	-	-	-	-	-	-	70	35%	70
	2023	10	17	22	3	14	7	16	14	27	6	43	20	52	▲	199
<b>Concealed Handgun Permits</b>	2024	10	18	25	18	-	-	-	-	-	-	-	-	71	-14%	71
	2023	16	32	19	16	16	13	13	8	13	12	7	8	83	▼	173
<b>Miscellaneous/ Other</b>	2024	4	4	3	3	-	-	-	-	-	-	-	-	14	17%	14
	2023	1	5	3	3	2	3	6	3	1	8	11	1	12	▲	47

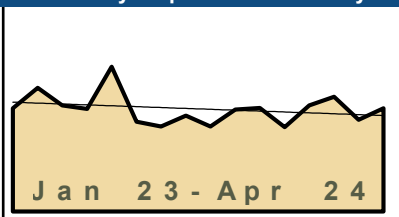
Dispositions by Case Category

Case Categories		Jan	Feb	Mar	Apr	May	Jun	Jul	Aug	Sep	Oct	Nov	Dec	Thru Apr	% Change	Total
<b>Administrative Law</b>	2024	-	-	-	-	-	-	-	-	-	-	-	-	0	0	0
	2023	-	-	-	-	-	-	-	-	-	-	-	1	0	↔	1
<b>Contested Divorce</b>	2024	-	1	-	-	-	-	-	-	-	-	-	-	1	0%	1
	2023	-	-	1	-	-	-	-	1	-	-	-	1	1	↔	3
<b>Domestic and Family - Level 1</b>	2024	-	-	-	-	-	-	-	-	-	-	-	-	0	-100%	0
	2023	-	2	-	-	-	-	-	1	-	1	1	1	2	▼	6
<b>Domestic and Family - Level 2</b>	2024	1	-	-	-	-	-	-	-	-	-	-	-	1	1	1
	2023	-	-	-	-	-	-	-	-	-	-	-	-	0	↔	0
<b>Felonies and Related Matters</b>	2024	26	1	14	10	-	-	-	-	-	-	-	-	51	50%	51
	2023	4	12	16	2	9	3	8	10	15	2	33	12	34	▲	126
<b>General Civil - Level 1</b>	2024	-	-	-	-	-	-	-	-	-	-	-	-	0	0	0
	2023	-	-	-	-	-	-	1	-	-	-	-	-	0	↔	1
<b>General Civil - Level 2</b>	2024	-	-	1	-	-	-	-	-	-	-	-	-	1	0%	1
	2023	-	-	1	-	-	1	3	-	1	2	-	1	1	↔	9
<b>General Civil - Level 3</b>	2024	-	-	-	1	-	-	-	-	-	-	-	-	1	0%	1
	2023	-	1	-	-	1	-	1	1	-	-	-	-	1	↔	4
<b>Miscellaneous Civil</b>	2024	12	22	28	21	-	-	-	-	-	-	-	-	83	-10%	83
	2023	17	35	22	18	18	15	16	11	14	18	13	9	92	▼	206
<b>Misdemeanor</b>	2024	7	-	4	6	-	-	-	-	-	-	-	-	17	42%	17
	2023	5	3	4	-	5	3	6	2	12	1	7	6	12	▲	54
<b>Other</b>	2024	2	-	-	-	-	-	-	-	-	-	-	-	2	-50%	2
	2023	-	2	-	2	-	1	2	-	-	1	5	1	4	▼	14
<b>Other Criminally Related Matters</b>	2024	-	-	2	-	-	-	-	-	-	-	-	-	2	-71%	2
	2023	2	2	2	1	-	1	2	2	-	3	3	2	7	▼	20
<b>Probates/Wills &amp; Trusts - Level 1</b>	2024	-	-	-	-	-	-	-	-	-	-	-	-	0	0	0
	2023	-	-	-	-	-	-	-	-	-	-	-	1	0	↔	1
<b>Probates/Wills &amp; Trusts - Level 2</b>	2024	-	-	-	-	-	-	-	-	-	-	-	-	0	-100%	0
	2023	-	1	-	-	-	-	-	-	-	-	1	-	1	▼	2
<b>Uncontested Divorce</b>	2024	-	1	1	3	-	-	-	-	-	-	-	-	5	-29%	5
	2023	1	-	2	4	1	1	6	-	1	1	1	4	7	▼	22

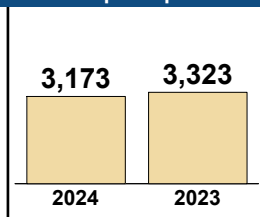
Dashboard

**Court:** Spotsylvania Circuit **Circuit/Court ID:** 15 215177  
**Start/End Date:** Jan-23 / Apr-24 **Type of Case:** Dispositions  
**2023 Average Month:** 779 **2024 Average Month:**793  
**Jan-Apr 2023:** 3,323 **Jan-Apr 2024 :** 3,173  
**Dispositions Trending:** ▼ **Overall AVG. Month:** 782

Monthly Dispositions Summary



Jan --- Apr Dispositions



Dispositions by Division

Divisions		Jan	Feb	Mar	Apr	May	Jun	Jul	Aug	Sep	Oct	Nov	Dec	Thru Apr	% Change	Total
<b>Total</b>	2024	810	875	700	788	-	-	-	-	-	-	-	-	3,173	-5%	3,173
	2023	788	943	809	783	1,104	684	647	731	648	777	789	642	3,323	▼	9,345
<b>Civil</b>	2024	80	92	51	81	-	-	-	-	-	-	-	-	304	-4%	304
	2023	101	74	60	81	232	114	79	73	73	69	96	79	316	▼	1,131
<b>Criminal</b>	2024	276	354	328	337	-	-	-	-	-	-	-	-	1,295	26%	1,295
	2023	216	232	288	290	356	274	221	333	268	306	302	323	1,026	▲	3,409
<b>Concealed Handgun Permits</b>	2024	326	320	226	244	-	-	-	-	-	-	-	-	1,116	-27%	1,116
	2023	348	532	324	315	329	199	254	193	190	297	294	155	1,519	▼	3,430
<b>Miscellaneous/ Other</b>	2024	127	108	94	126	-	-	-	-	-	-	-	-	455	-1%	455
	2023	123	105	135	97	186	97	93	132	117	104	97	85	460	▼	1,371
<b>Others</b>	2024	1	1	1	-	-	-	-	-	-	-	-	-	3	50%	3
	2023	-	-	2	-	1	-	-	-	-	-	1	-	2	▲	4

Dispositions by Case Category

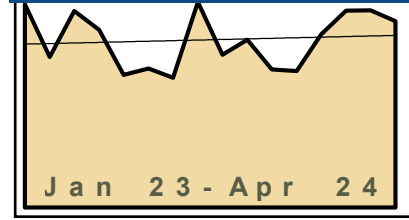
Case Categories		Jan	Feb	Mar	Apr	May	Jun	Jul	Aug	Sep	Oct	Nov	Dec	Thru Apr	% Change	Total
<b>Administrative Law</b>	2024	2	3	-	-	-	-	-	-	-	-	-	-	5	400%	5
	2023	1	-	-	-	3	1	1	1	1	-	-	-	1	▲	8
<b>Capital Murder</b>	2024	-	-	-	-	-	-	-	-	-	-	-	-	0	0	0
	2023	-	-	-	-	-	-	-	-	-	-	1	-	0	↔	1
<b>Contested Divorce</b>	2024	8	10	2	7	-	-	-	-	-	-	-	-	27	-13%	27
	2023	8	10	7	6	35	19	13	12	3	6	8	7	31	▼	134
<b>Domestic and Family - Level 1</b>	2024	10	23	11	9	-	-	-	-	-	-	-	-	53	-46%	53
	2023	33	2	18	46	13	41	16	19	27	13	29	35	99	▼	292
<b>Domestic and Family - Level 2</b>	2024	5	5	3	4	-	-	-	-	-	-	-	-	17	-11%	17
	2023	13	1	4	1	8	7	2	5	2	2	1	8	19	▼	54
<b>Felonies and Related Matters</b>	2024	202	261	208	221	-	-	-	-	-	-	-	-	892	22%	892
	2023	156	163	195	217	237	180	167	243	172	202	220	212	731	▲	2,364
<b>General Civil - Level 1</b>	2024	-	1	-	-	-	-	-	-	-	-	-	-	1	-50%	1
	2023	-	2	-	-	1	-	-	2	-	-	1	-	2	▼	6
<b>General Civil - Level 2</b>	2024	15	17	9	27	-	-	-	-	-	-	-	-	68	33%	68
	2023	12	17	12	10	61	16	14	10	18	17	19	8	51	▲	214
<b>General Civil - Level 3</b>	2024	12	8	4	8	-	-	-	-	-	-	-	-	32	3%	32
	2023	7	13	6	5	26	4	9	3	4	14	10	6	31	▲	107
<b>Miscellaneous Civil</b>	2024	386	384	288	322	-	-	-	-	-	-	-	-	1,380	-21%	1,380
	2023	405	580	391	369	426	250	307	253	256	347	340	203	1,745	▼	4,127
<b>Misdemeanor</b>	2024	67	76	99	101	-	-	-	-	-	-	-	-	343	45%	343
	2023	47	60	69	61	93	77	42	80	76	85	72	102	237	▲	864
<b>Other</b>	2024	65	43	31	49	-	-	-	-	-	-	-	-	188	-18%	188
	2023	65	57	68	40	80	46	37	70	49	55	49	38	230	▼	654
<b>Other Criminally Related Matters</b>	2024	7	17	21	15	-	-	-	-	-	-	-	-	60	2%	60
	2023	13	10	24	12	27	17	12	11	20	19	9	9	59	▲	183
<b>Probates/Wills &amp; Trusts - Level 1</b>	2024	-	-	-	-	-	-	-	-	-	-	-	-	0	-100%	0
	2023	-	1	-	-	1	-	1	-	-	-	-	-	1	▼	3
<b>Probates/Wills &amp; Trusts - Level 2</b>	2024	4	4	3	1	-	-	-	-	-	-	-	-	12	20%	12
	2023	2	1	4	3	12	6	3	2	4	6	4	2	10	▲	49
<b>Uncontested Divorce</b>	2024	27	23	21	24	-	-	-	-	-	-	-	-	95	25%	95
	2023	26	26	11	13	81	20	23	20	16	11	26	12	76	▲	285

Dashboard

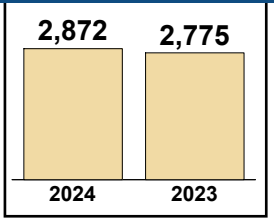
**Court:** Stafford Circuit  
**Start/End Date:** Jan-23 / Apr-24  
**2023 Average Month:** 613  
**Jan-Apr 2023:** 2,775  
**Dispositions Trending:** ▲

**Circuit/Court ID:** 15 215179  
**Type of Case:** Dispositions  
**2024 Average Month:** 718  
**Jan-Apr 2024 :** 2,872  
**Overall AVG. Month:** 639

Monthly Dispositions Summary



Jan --- Apr Dispositions



Dispositions by Division

Divisions		Jan	Feb	Mar	Apr	May	Jun	Jul	Aug	Sep	Oct	Nov	Dec	Thru Apr	% Change	Total
<b>Total</b>	2024	660	750	752	710	-	-	-	-	-	-	-	-	2,872	3%	2,872
	2023	775	574	749	677	506	530	495	783	582	640	526	520	2,775	▲	7,357
<b>Civil</b>	2024	40	28	53	41	-	-	-	-	-	-	-	-	162	-20%	162
	2023	48	38	38	78	42	38	33	53	43	50	36	47	202	▼	544
<b>Criminal</b>	2024	300	313	400	329	-	-	-	-	-	-	-	-	1,342	18%	1,342
	2023	318	245	291	286	182	281	267	314	311	270	220	227	1,140	▲	3,212
<b>Concealed Handgun Permits</b>	2024	238	348	253	287	-	-	-	-	-	-	-	-	1,126	-7%	1,126
	2023	351	252	366	248	236	153	136	356	169	277	220	197	1,217	▼	2,961
<b>Miscellaneous/ Other</b>	2024	82	61	46	53	-	-	-	-	-	-	-	-	242	12%	242
	2023	58	39	54	65	46	58	59	60	59	43	50	49	216	▲	640

Dispositions by Case Category

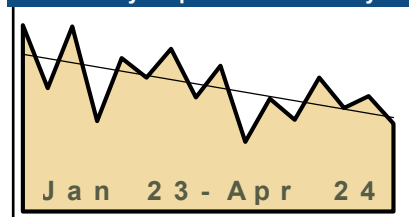
Case Categories		Jan	Feb	Mar	Apr	May	Jun	Jul	Aug	Sep	Oct	Nov	Dec	Thru Apr	% Change	Total
<b>Administrative Law</b>	2024	2	-	-	-	-	-	-	-	-	-	-	-	2	-33%	2
	2023	2	-	-	1	-	-	-	-	-	1	1	-	3	▼	5
<b>Capital Murder</b>	2024	1	1	-	-	-	-	-	-	-	-	-	-	2	100%	2
	2023	-	1	-	-	-	-	-	-	-	-	-	-	1	▲	1
<b>Contested Divorce</b>	2024	3	4	7	8	-	-	-	-	-	-	-	-	22	-29%	22
	2023	7	5	4	15	8	5	8	11	7	9	7	9	31	▼	95
<b>Domestic and Family - Level 1</b>	2024	2	4	3	-	-	-	-	-	-	-	-	-	9	-44%	9
	2023	6	4	3	3	9	2	8	7	8	5	4	2	16	▼	61
<b>Domestic and Family - Level 2</b>	2024	12	3	6	4	-	-	-	-	-	-	-	-	25	9%	25
	2023	6	8	2	7	5	2	7	2	5	2	2	7	23	▲	55
<b>Felonies and Related Matters</b>	2024	196	205	256	225	-	-	-	-	-	-	-	-	882	14%	882
	2023	203	170	193	210	122	179	183	207	196	193	154	143	776	▲	2,153
<b>General Civil - Level 1</b>	2024	1	-	1	-	-	-	-	-	-	-	-	-	2	100%	2
	2023	-	-	-	1	1	-	-	2	-	-	-	2	1	▲	6
<b>General Civil - Level 2</b>	2024	12	12	9	8	-	-	-	-	-	-	-	-	41	-2%	41
	2023	7	10	13	12	10	4	2	12	6	5	11	10	42	▼	102
<b>General Civil - Level 3</b>	2024	1	1	3	11	-	-	-	-	-	-	-	-	16	23%	16
	2023	3	1	2	7	3	8	1	8	1	7	2	5	13	▲	48
<b>Miscellaneous Civil</b>	2024	317	408	296	337	-	-	-	-	-	-	-	-	1,358	-5%	1,358
	2023	408	289	418	309	277	208	191	413	226	319	268	243	1,424	▼	3,569
<b>Misdemeanor</b>	2024	83	76	120	85	-	-	-	-	-	-	-	-	364	27%	364
	2023	99	57	76	55	44	79	67	88	104	60	46	77	287	▲	852
<b>Other</b>	2024	1	-	1	-	-	-	-	-	-	-	-	-	2	-33%	2
	2023	-	1	1	1	-	2	-	-	1	-	-	-	3	▼	6
<b>Other Criminally Related Matters</b>	2024	21	31	26	19	-	-	-	-	-	-	-	-	97	23%	97
	2023	16	17	24	22	17	24	18	19	12	22	20	8	79	▲	219
<b>Probates/Wills &amp; Trusts - Level 2</b>	2024	-	-	-	-	-	-	-	-	-	-	-	-	0	-100%	0
	2023	3	-	-	1	-	5	1	2	4	-	-	1	4	▼	17
<b>Uncontested Divorce</b>	2024	8	5	24	13	-	-	-	-	-	-	-	-	50	-31%	50
	2023	15	11	13	33	10	12	9	12	11	17	10	15	72	▼	168

Dashboard

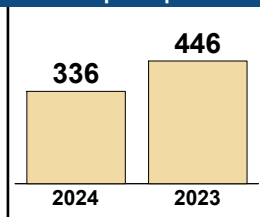
**Court:** Westmoreland Circuit  
**Start/End Date:** Jan-23 / Apr-24  
**2023 Average Month:** 100  
**Jan-Apr 2023:** 446  
**Dispositions Trending:** ▼

**Circuit/Court ID:** 15 215193  
**Type of Case:** Dispositions  
**2024 Average Month:**84  
**Jan-Apr 2024 :** 336  
**Overall AVG. Month:** 96

Monthly Dispositions Summary



Jan --- Apr Dispositions



Dispositions by Division

Divisions		Jan	Feb	Mar	Apr	May	Jun	Jul	Aug	Sep	Oct	Nov	Dec	Thru Apr	% Change	Total
<b>Total</b>	2024	102	79	88	67	-	-	-	-	-	-	-	-	336	-25%	336
	2023	142	94	141	69	117	102	124	87	111	53	86	70	446	▼	1,196
<b>Civil</b>	2024	7	4	4	7	16	13	18	8	7	7	11	2	22	-45%	22
	2023	7	14	12	7	16	13	18	8	7	7	11	2	40	▼	122
<b>Criminal</b>	2024	33	25	25	28	39	52	69	55	45	20	40	38	111	-49%	111
	2023	75	43	64	37	39	52	69	55	45	20	40	38	219	▼	577
<b>Concealed Handgun Permits</b>	2024	58	45	51	30	36	30	31	18	48	24	29	25	184	12%	184
	2023	50	36	58	21	36	30	31	18	48	24	29	25	165	▲	406
<b>Miscellaneous/ Other</b>	2024	4	5	7	2	-	-	-	-	-	-	-	-	18	-18%	18
	2023	10	1	7	4	26	7	6	6	11	2	6	5	22	▼	91
<b>Others</b>	2024	-	-	1	-	-	-	-	-	-	-	-	-	1	1	1
	2023	-	-	-	-	-	-	-	-	-	-	-	-	0	↔	0

Dispositions by Case Category

Case Categories		Jan	Feb	Mar	Apr	May	Jun	Jul	Aug	Sep	Oct	Nov	Dec	Thru Apr	% Change	Total
<b>Administrative Law</b>	2024	-	-	-	-	-	-	-	-	-	-	-	-	0	-100%	0
	2023	-	1	-	-	-	-	-	-	-	-	-	-	1	▼	1
<b>Contested Divorce</b>	2024	1	1	2	-	-	-	-	-	-	-	-	-	4	-20%	4
	2023	2	1	2	-	1	3	1	-	1	-	3	-	5	▼	14
<b>Domestic and Family - Level 1</b>	2024	3	-	-	7	-	-	-	-	-	-	-	-	10	-9%	10
	2023	4	4	1	2	1	2	4	4	2	1	3	-	11	▼	28
<b>Domestic and Family - Level 2</b>	2024	-	-	-	-	-	-	-	-	-	-	-	-	0	0	0
	2023	-	-	-	-	-	1	-	-	1	-	1	-	0	↔	3
<b>Felonies and Related Matters</b>	2024	30	21	20	13	-	-	-	-	-	-	-	-	84	-37%	84
	2023	39	29	43	22	33	43	59	39	27	7	27	31	133	▼	399
<b>General Civil - Level 1</b>	2024	-	-	-	-	-	-	-	-	-	-	-	-	0	0	0
	2023	-	-	-	-	1	-	-	-	-	1	1	-	0	↔	3
<b>General Civil - Level 2</b>	2024	1	-	1	-	-	-	-	-	-	-	-	-	2	-67%	2
	2023	1	1	2	2	8	2	2	1	-	3	2	1	6	▼	25
<b>General Civil - Level 3</b>	2024	-	2	1	-	-	-	-	-	-	-	-	-	3	-63%	3
	2023	1	2	4	1	4	4	4	2	-	-	2	-	8	▼	24
<b>Miscellaneous Civil</b>	2024	61	50	55	32	53	34	36	23	59	26	33	30	198	8%	198
	2023	58	37	64	25	53	34	36	23	59	26	33	30	184	▲	478
<b>Misdemeanor</b>	2024	3	3	3	3	-	-	-	-	-	-	-	-	12	-79%	12
	2023	25	10	8	13	5	4	15	16	17	10	9	7	56	▼	139
<b>Other</b>	2024	-	-	3	-	-	-	-	-	-	-	-	-	3	3	3
	2023	-	-	-	-	-	-	-	-	-	1	1	-	0	↔	2
<b>Other Criminally Related Matters</b>	2024	-	1	2	12	-	-	-	-	-	-	-	-	15	-50%	15
	2023	11	4	13	2	1	5	-	-	1	3	4	-	30	▼	44
<b>Probates/Wills &amp; Trusts - Level 2</b>	2024	-	-	-	-	-	-	-	-	-	-	-	-	0	-100%	0
	2023	-	1	-	1	2	-	-	-	1	-	-	-	2	▼	5
<b>Uncontested Divorce</b>	2024	3	1	1	-	-	-	-	-	-	-	-	-	5	-50%	5
	2023	1	4	4	1	8	4	3	2	2	1	-	1	10	▼	31

# CPSS-CCMS-10.11 CASELOAD STATISTICS OF THE CIRCUIT COURTS

Fredericksburg

January 2023 -- April 2024 Dispositions

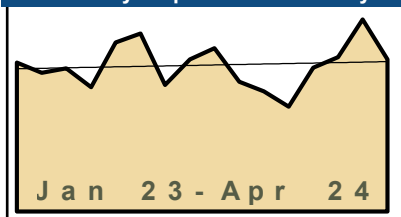
Alexandria and Fairfax Circuit are not Included in State Totals

## Dashboard

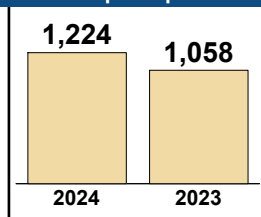
**Court:** Fredericksburg Circuit  
**Start/End Date:** Jan-23 / Apr-24  
**2023 Average Month:** 270  
**Jan-Apr 2023:** 1,058  
**Dispositions Trending:** ▲

**Circuit/Court ID:** 15 215630  
**Type of Case:** Dispositions  
**2024 Average Month:** 306  
**Jan-Apr 2024 :** 1,224  
**Overall AVG. Month:** 279

## Monthly Dispositions Summary



## Jan --- Apr Dispositions



## Dispositions by Division

Divisions	Year	Jan	Feb	Mar	Apr	May	Jun	Jul	Aug	Sep	Oct	Nov	Dec	Thru Apr	% Change	Total
<b>Total</b>	2024	274	294	366	290	-	-	-	-	-	-	-	-	1,224	16%	1,224
	2023	284	264	273	237	322	339	241	290	311	247	229	200	1,058	▲	3,237
<b>Civil</b>	2024	43	41	47	58	-	-	-	-	-	-	-	-	189	-9%	189
	2023	46	60	54	47	45	63	54	47	54	36	52	38	207	▼	596
<b>Criminal</b>	2024	158	168	236	161	-	-	-	-	-	-	-	-	723	32%	723
	2023	145	135	131	138	186	192	116	163	179	148	102	94	549	▲	1,729
<b>Concealed Handgun Permits</b>	2024	33	40	25	29	-	-	-	-	-	-	-	-	127	6%	127
	2023	30	35	29	26	39	22	29	22	29	15	34	22	120	▲	332
<b>Miscellaneous/ Other</b>	2024	40	44	58	42	-	-	-	-	-	-	-	-	184	2%	184
	2023	61	34	59	26	52	62	42	58	47	48	41	46	180	▲	576
<b>Others</b>	2024	-	1	-	-	-	-	-	-	-	-	-	-	1	-50%	1
	2023	2	-	-	-	-	-	-	-	2	-	-	-	2	▼	4

## Dispositions by Case Category


Case Categories	Year	Jan	Feb	Mar	Apr	May	Jun	Jul	Aug	Sep	Oct	Nov	Dec	Thru Apr	% Change	Total
<b>Administrative Law</b>	2024	-	-	-	1	-	-	-	-	-	-	-	-	0	-100%	0
	2023	1	-	-	1	-	-	-	-	-	1	1	2	2	▼	6
<b>Capital Murder</b>	2024	-	-	-	-	-	-	-	-	-	-	-	-	0	-100%	0
	2023	-	2	-	-	-	-	-	-	-	-	-	-	2	▼	2
<b>Contested Divorce</b>	2024	5	6	5	9	-	-	-	-	-	-	-	-	25	19%	25
	2023	7	4	4	6	6	3	11	4	9	4	7	5	21	▲	70
<b>Domestic and Family - Level 1</b>	2024	1	1	-	11	-	-	-	-	-	-	-	-	13	-75%	13
	2023	11	26	15	1	2	5	2	9	3	3	6	3	53	▼	86
<b>Domestic and Family - Level 2</b>	2024	11	6	9	6	-	-	-	-	-	-	-	-	32	19%	32
	2023	3	7	7	10	13	14	9	11	10	5	12	3	27	▲	104
<b>Felonies and Related Matters</b>	2024	102	97	141	97	-	-	-	-	-	-	-	-	437	17%	437
	2023	104	81	92	95	106	125	74	113	126	101	63	71	372	▲	1,151
<b>General Civil - Level 1</b>	2024	1	-	-	2	-	-	-	-	-	-	-	-	3	-40%	3
	2023	2	1	1	1	-	2	1	-	2	1	2	1	5	▼	14
<b>General Civil - Level 2</b>	2024	12	10	17	15	-	-	-	-	-	-	-	-	54	50%	54
	2023	7	6	15	8	14	11	11	8	12	8	8	10	36	▲	118
<b>General Civil - Level 3</b>	2024	4	1	1	2	-	-	-	-	-	-	-	-	8	-65%	8
	2023	7	8	4	4	5	8	3	6	1	3	2	5	23	▼	56
<b>Miscellaneous Civil</b>	2024	49	52	43	45	-	-	-	-	-	-	-	-	189	-6%	189
	2023	59	55	52	35	57	55	40	42	55	32	49	45	201	▼	576
<b>Misdemeanor</b>	2024	49	64	87	54	-	-	-	-	-	-	-	-	254	68%	254
	2023	34	46	31	40	75	51	40	42	48	35	37	19	151	▲	498
<b>Other</b>	2024	22	34	44	27	-	-	-	-	-	-	-	-	127	51%	127
	2023	27	8	34	15	31	32	30	34	22	30	25	23	84	▲	311
<b>Other Criminally Related Matters</b>	2024	8	7	9	11	-	-	-	-	-	-	-	-	35	46%	35
	2023	7	6	8	3	5	17	2	8	5	12	3	4	24	▲	80
<b>Probates/Wills &amp; Trusts - Level 1</b>	2024	-	-	-	-	-	-	-	-	-	-	-	-	0	0	0
	2023	-	-	-	-	-	-	1	1	-	-	-	-	0	↔	2
<b>Probates/Wills &amp; Trusts - Level 2</b>	2024	1	-	1	-	-	-	-	-	-	-	-	-	2	-80%	2
	2023	2	2	1	5	-	1	1	1	1	1	-	-	10	▼	15
<b>Uncontested Divorce</b>	2024	9	16	9	11	-	-	-	-	-	-	-	-	45	-4%	45
	2023	13	12	9	13	8	15	16	11	17	11	14	9	47	▼	148

This report reflects data in the case management system. Numbers will update accordingly as reports are refreshed and posted.

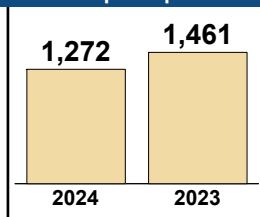
Dashboard

**Court:** Albemarle Circuit **Circuit/Court ID:** 16 216003  
**Start/End Date:** Jan-23 / Apr-24 **Type of Case:** Dispositions  
**2023 Average Month:** 323 **2024 Average Month:** 318  
**Jan-Apr 2023:** 1,461 **Jan-Apr 2024 :** 1,272  
**Dispositions Trending:** ▼ **Overall AVG. Month:** 322

Monthly Dispositions Summary



Jan --- Apr Dispositions



Dispositions by Division

Divisions		Jan	Feb	Mar	Apr	May	Jun	Jul	Aug	Sep	Oct	Nov	Dec	Thru Apr	% Change	Total
<b>Total</b>	2024	319	305	301	347	-	-	-	-	-	-	-	-	1,272	-13%	1,272
	2023	357	325	425	354	272	343	240	339	280	374	224	346	1,461	▼	3,879
<b>Civil</b>	2024	61	40	61	46	67	58	47	64	72	68	35	60	208	-35%	208
	2023	68	46	145	61	67	58	47	64	72	68	35	60	320	▼	791
<b>Criminal</b>	2024	32	51	29	59	31	84	36	49	75	98	25	29	171	-27%	171
	2023	61	65	37	71	31	84	36	49	75	98	25	29	234	▼	661
<b>Concealed Handgun Permits</b>	2024	90	101	111	114	-	-	-	-	-	-	-	-	416	-14%	416
	2023	109	126	114	132	68	91	67	108	49	116	33	104	481	▼	1,117
<b>Miscellaneous/ Other</b>	2024	136	113	99	128	-	-	-	-	-	-	-	-	476	13%	476
	2023	118	87	129	89	104	107	89	118	84	92	130	153	423	▲	1,300
<b>Others</b>	2024	-	-	1	-	-	-	-	-	-	-	-	-	1	-67%	1
	2023	1	1	-	1	2	3	1	-	-	-	-	1	3	▼	10

Dispositions by Case Category

Case Categories		Jan	Feb	Mar	Apr	May	Jun	Jul	Aug	Sep	Oct	Nov	Dec	Thru Apr	% Change	Total
<b>Administrative Law</b>	2024	-	-	1	-	-	-	-	-	-	-	-	-	1	0%	1
	2023	-	-	1	-	1	-	1	-	1	-	1	-	1	↔	5
<b>Capital Murder</b>	2024	-	-	-	-	-	-	-	-	-	-	-	-	0	0	0
	2023	-	-	-	-	1	-	-	1	-	-	-	-	0	↔	2
<b>Contested Divorce</b>	2024	5	2	11	7	-	-	-	-	-	-	-	-	25	-31%	25
	2023	5	4	24	3	9	4	1	4	16	11	4	5	36	▼	90
<b>Domestic and Family - Level 1</b>	2024	7	10	3	8	-	-	-	-	-	-	-	-	28	-50%	28
	2023	16	13	16	11	6	15	5	10	3	4	3	5	56	▼	107
<b>Domestic and Family - Level 2</b>	2024	4	7	4	6	-	-	-	-	-	-	-	-	21	-16%	21
	2023	6	5	10	4	3	7	1	4	6	5	3	6	25	▼	60
<b>Felonies and Related Matters</b>	2024	25	40	23	42	-	-	-	-	-	-	-	-	130	-31%	130
	2023	50	49	33	57	28	69	33	34	66	77	24	26	189	▼	546
<b>General Civil - Level 1</b>	2024	-	-	1	1	-	-	-	-	-	-	-	-	2	-50%	2
	2023	1	-	1	2	-	1	1	4	3	-	-	2	4	▼	15
<b>General Civil - Level 2</b>	2024	11	7	3	7	-	-	-	-	-	-	-	-	28	-63%	28
	2023	14	10	39	13	12	9	19	16	10	13	11	20	76	▼	186
<b>General Civil - Level 3</b>	2024	11	10	10	7	-	-	-	-	-	-	-	-	38	0%	38
	2023	7	6	14	11	5	1	2	4	1	9	3	4	38	↔	67
<b>Miscellaneous Civil</b>	2024	116	138	150	157	-	-	-	-	-	-	-	-	561	-10%	561
	2023	146	140	174	165	107	145	109	153	83	153	73	131	625	▼	1,579
<b>Misdemeanor</b>	2024	6	10	5	16	-	-	-	-	-	-	-	-	37	-3%	37
	2023	11	13	4	10	2	15	3	11	8	15	1	1	38	▼	94
<b>Other</b>	2024	108	70	60	81	-	-	-	-	-	-	-	-	319	18%	319
	2023	81	70	65	55	67	56	45	72	47	50	84	116	271	▲	808
<b>Other Criminally Related Matters</b>	2024	1	1	1	1	-	-	-	-	-	-	-	-	4	-50%	4
	2023	-	3	1	4	-	2	-	3	1	6	-	2	8	▼	22
<b>Probates/Wills &amp; Trusts - Level 1</b>	2024	-	-	1	-	-	-	-	-	-	-	-	-	1	1	1
	2023	-	-	-	-	2	1	1	-	2	-	1	1	0	↔	8
<b>Probates/Wills &amp; Trusts - Level 2</b>	2024	8	1	2	4	-	-	-	-	-	-	-	-	15	-25%	15
	2023	6	5	6	3	2	4	2	9	3	7	1	2	20	▼	50
<b>Protective Orders</b>	2024	1	-	-	-	-	-	-	-	-	-	-	-	1	1	1
	2023	-	-	-	-	-	2	-	-	-	-	-	-	0	↔	2
<b>Uncontested Divorce</b>	2024	16	9	26	10	-	-	-	-	-	-	-	-	61	-18%	61
	2023	14	7	37	16	27	12	17	14	30	24	15	25	74	▼	238



Dashboard		Monthly Dispositions Summary		Jan --- Apr Dispositions	
<p><b>Court:</b> Culpeper Circuit  <b>Start/End Date:</b> Jan-23 / Apr-24  <b>2023 Average Month:</b> 265  <b>Jan-Apr 2023:</b> 1,024  <b>Dispositions Trending:</b> ▲</p>	<p><b>Circuit/Court ID:</b> 16 216047  <b>Type of Case:</b> Dispositions  <b>2024 Average Month:</b> 300  <b>Jan-Apr 2024 :</b> 1,198  <b>Overall AVG. Month:</b> 274</p>	<p>Jan 23 - Apr 24</p>		<p>1,198 (2024) vs 1,024 (2023)</p>	

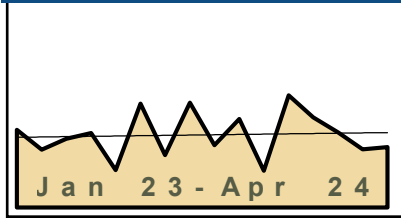
Dispositions by Division																
Divisions		Jan	Feb	Mar	Apr	May	Jun	Jul	Aug	Sep	Oct	Nov	Dec	Thru Apr	% Change	Total
<b>Total</b>	2024	314	259	260	365	-	-	-	-	-	-	-	-	1,198	17%	1,198
	2023	239	251	314	220	307	264	319	237	214	320	266	230	1,024	▲	3,181
<b>Civil</b>	2024	26	38	33	54	-	-	-	-	-	-	-	-	151	-13%	151
	2023	44	32	42	55	48	27	42	34	35	44	57	33	173	▼	493
<b>Criminal</b>	2024	132	150	103	147	-	-	-	-	-	-	-	-	532	36%	532
	2023	87	111	110	82	143	123	165	110	104	155	121	98	390	▲	1,409
<b>Concealed Handgun Permits</b>	2024	126	46	101	133	-	-	-	-	-	-	-	-	406	6%	406
	2023	89	89	138	68	82	80	95	67	55	92	64	87	384	▲	1,006
<b>Miscellaneous/ Other</b>	2024	30	25	23	31	-	-	-	-	-	-	-	-	109	42%	109
	2023	19	19	24	15	34	34	17	26	20	29	24	12	77	▲	273

Dispositions by Case Category																
Case Categories		Jan	Feb	Mar	Apr	May	Jun	Jul	Aug	Sep	Oct	Nov	Dec	Thru Apr	% Change	Total
<b>Contested Divorce</b>	2024	3	6	5	12	-	-	-	-	-	-	-	-	26	-32%	26
	2023	8	5	10	15	9	3	7	6	9	2	4	8	38	▼	86
<b>Domestic and Family - Level 1</b>	2024	2	7	11	3	-	-	-	-	-	-	-	-	23	53%	23
	2023	11	2	-	2	4	1	11	4	4	7	26	11	15	▲	83
<b>Domestic and Family - Level 2</b>	2024	4	2	-	3	-	-	-	-	-	-	-	-	9	-10%	9
	2023	2	1	4	3	4	2	1	1	6	3	4	1	10	▼	32
<b>Felonies and Related Matters</b>	2024	95	97	67	98	-	-	-	-	-	-	-	-	357	25%	357
	2023	67	74	82	62	115	84	100	76	77	112	90	80	285	▲	1,019
<b>General Civil - Level 1</b>	2024	-	-	-	1	-	-	-	-	-	-	-	-	1	-67%	1
	2023	-	-	2	1	-	-	-	1	-	-	-	-	3	▼	4
<b>General Civil - Level 2</b>	2024	7	7	2	4	-	-	-	-	-	-	-	-	20	-5%	20
	2023	1	4	8	8	7	4	4	4	2	12	6	3	21	▼	63
<b>General Civil - Level 3</b>	2024	1	2	1	1	-	-	-	-	-	-	-	-	5	-38%	5
	2023	5	1	-	2	2	-	2	2	3	3	3	1	8	▼	24
<b>Miscellaneous Civil</b>	2024	154	71	123	159	-	-	-	-	-	-	-	-	507	10%	507
	2023	110	107	162	82	113	113	111	92	74	120	83	99	461	▲	1,266
<b>Misdemeanor</b>	2024	34	50	34	44	-	-	-	-	-	-	-	-	162	65%	162
	2023	18	34	28	18	27	37	59	32	25	42	31	18	98	▲	369
<b>Other</b>	2024	-	1	3	1	-	-	-	-	-	-	-	-	5	400%	5
	2023	-	-	-	1	2	-	1	-	-	-	1	1	1	▲	6
<b>Other Criminally Related Matters</b>	2024	3	3	2	5	-	-	-	-	-	-	-	-	13	86%	13
	2023	2	3	-	2	1	2	6	2	2	1	-	-	7	▲	21
<b>Probates/Wills &amp; Trusts - Level 1</b>	2024	1	-	-	-	-	-	-	-	-	-	-	-	1	1	1
	2023	-	-	-	-	-	-	-	-	-	-	-	-	0	↔	0
<b>Probates/Wills &amp; Trusts - Level 2</b>	2024	-	-	-	1	-	-	-	-	-	-	-	-	1	-83%	1
	2023	1	2	-	3	3	-	1	-	1	-	2	-	6	▼	13
<b>Uncontested Divorce</b>	2024	10	13	12	33	-	-	-	-	-	-	-	-	68	-4%	68
	2023	14	18	18	21	20	18	16	17	11	17	16	9	71	▼	195

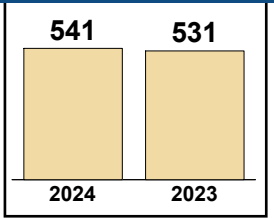
Dashboard

**Court:** Fluvanna Circuit **Circuit/Court ID:** 16 216065  
**Start/End Date:** Jan-23 / Apr-24 **Type of Case:** Dispositions  
**2023 Average Month:** 139 **2024 Average Month:** 135  
**Jan-Apr 2023:** 531 **Jan-Apr 2024 :** 541  
**Dispositions Trending:** ↔ **Overall AVG. Month:** 138

Monthly Dispositions Summary



Jan --- Apr Dispositions



Dispositions by Division

Divisions		Jan	Feb	Mar	Apr	May	Jun	Jul	Aug	Sep	Oct	Nov	Dec	Thru Apr	% Change	Total
<b>Total</b>	2024	172	143	111	115	-	-	-	-	-	-	-	-	541	2%	541
	2023	148	110	131	142	71	198	100	200	119	169	70	214	531	▲	1,672
<b>Civil</b>	2024	10	14	19	14	15	25	15	10	9	6	14	11	57	30%	57
	2023	8	16	10	10	15	25	15	10	9	6	14	11	44	▲	149
<b>Criminal</b>	2024	58	23	22	22	23	46	26	113	51	70	15	33	125	-2%	125
	2023	32	31	37	28	23	46	26	113	51	70	15	33	128	▼	505
<b>Concealed Handgun Permits</b>	2024	77	79	47	52	-	-	-	-	-	-	-	-	255	0%	255
	2023	83	35	66	72	13	98	37	46	27	54	20	53	256	▼	604
<b>Miscellaneous/ Other</b>	2024	27	27	22	27	-	-	-	-	-	-	-	-	103	2%	103
	2023	25	28	18	30	20	28	22	31	32	39	20	117	101	▲	410
<b>Others</b>	2024	-	-	1	-	-	-	-	-	-	-	-	-	1	-50%	1
	2023	-	-	-	2	-	1	-	-	-	-	-	-	2	▼	4

Dispositions by Case Category

Case Categories		Jan	Feb	Mar	Apr	May	Jun	Jul	Aug	Sep	Oct	Nov	Dec	Thru Apr	% Change	Total
<b>Contested Divorce</b>	2024	3	1	2	-	-	-	-	-	-	-	-	-	6	-40%	6
	2023	2	5	2	1	5	1	4	1	1	1	1	2	10	▼	26
<b>Domestic and Family - Level 1</b>	2024	-	3	4	-	-	-	-	-	-	-	-	-	7	600%	7
	2023	-	-	1	-	3	7	4	4	-	-	-	4	1	▲	23
<b>Domestic and Family - Level 2</b>	2024	1	2	2	4	-	-	-	-	-	-	-	-	9	80%	9
	2023	1	3	-	1	3	2	-	-	1	1	1	3	5	▲	16
<b>Felonies and Related Matters</b>	2024	53	14	18	12	-	-	-	-	-	-	-	-	97	20%	97
	2023	22	15	23	21	14	29	22	77	39	40	9	29	81	▲	340
<b>General Civil - Level 1</b>	2024	-	-	-	-	-	-	-	-	-	-	-	-	0	-100%	0
	2023	-	-	-	1	-	-	-	-	-	1	-	-	1	▼	2
<b>General Civil - Level 2</b>	2024	2	2	4	1	-	-	-	-	-	-	-	-	9	29%	9
	2023	1	1	4	1	3	2	-	2	2	3	2	4	7	▲	25
<b>General Civil - Level 3</b>	2024	2	2	2	3	-	-	-	-	-	-	-	-	9	80%	9
	2023	2	1	2	-	-	3	5	2	2	-	-	2	5	▲	19
<b>Miscellaneous Civil</b>	2024	91	89	59	67	-	-	-	-	-	-	-	-	306	6%	306
	2023	90	43	72	85	26	109	47	55	38	80	29	122	290	▲	796
<b>Misdemeanor</b>	2024	2	8	4	6	-	-	-	-	-	-	-	-	20	-53%	20
	2023	10	12	14	7	9	12	4	35	12	13	6	4	43	▼	138
<b>Other</b>	2024	13	17	12	12	-	-	-	-	-	-	-	-	54	-19%	54
	2023	18	20	11	18	6	19	10	21	21	11	11	46	67	▼	212
<b>Other Criminally Related Matters</b>	2024	3	2	-	4	-	-	-	-	-	-	-	-	9	125%	9
	2023	-	4	-	-	-	5	-	1	-	17	-	-	4	▲	27
<b>Probates/Wills &amp; Trusts - Level 1</b>	2024	-	-	-	-	-	-	-	-	-	-	-	-	0	0	0
	2023	-	-	-	-	-	-	1	-	-	-	-	-	0	↔	1
<b>Probates/Wills &amp; Trusts - Level 2</b>	2024	-	1	1	1	-	-	-	-	-	-	-	-	3	50%	3
	2023	-	2	-	-	-	-	-	-	1	-	-	-	2	▲	3
<b>Uncontested Divorce</b>	2024	2	2	3	5	-	-	-	-	-	-	-	-	12	-20%	12
	2023	2	4	2	7	2	9	3	2	2	2	7	2	15	▼	44

Dashboard		Monthly Dispositions Summary		Jan --- Apr Dispositions	
<p><b>Court:</b> Goochland Circuit  <b>Start/End Date:</b> Jan-23 / Apr-24  <b>2023 Average Month:</b> 109  <b>Jan-Apr 2023:</b> 441  <b>Dispositions Trending:</b> ▼</p>	<p><b>Circuit/Court ID:</b> 16 216075  <b>Type of Case:</b> Dispositions  <b>2024 Average Month:</b> 96  <b>Jan-Apr 2024 :</b> 385  <b>Overall AVG. Month:</b> 106</p>	<p>Jan 23 - Apr 24</p>		<p>385 (2024) vs 441 (2023)</p>	

Dispositions by Division																
Divisions		Jan	Feb	Mar	Apr	May	Jun	Jul	Aug	Sep	Oct	Nov	Dec	Thru Apr	% Change	Total
<b>Total</b>	2024	84	122	78	101	-	-	-	-	-	-	-	-	385	-13%	385
	2023	141	111	110	79	139	108	73	169	84	78	133	80	441	▼	1,305
<b>Civil</b>	2024	13	10	10	8	-	-	-	-	-	-	-	-	41	-16%	41
	2023	13	7	21	8	16	12	15	19	6	12	16	8	49	▼	153
<b>Criminal</b>	2024	22	37	25	23	-	-	-	-	-	-	-	-	107	102%	107
	2023	12	13	19	9	41	19	20	77	20	18	30	11	53	▲	289
<b>Concealed Handgun Permits</b>	2024	39	66	35	59	-	-	-	-	-	-	-	-	199	-31%	199
	2023	100	78	57	52	78	73	29	61	51	31	85	52	287	▼	747
<b>Miscellaneous/ Other</b>	2024	10	9	8	11	-	-	-	-	-	-	-	-	38	-27%	38
	2023	16	13	13	10	4	4	9	12	7	17	2	9	52	▼	116


Dispositions by Case Category																
Case Categories		Jan	Feb	Mar	Apr	May	Jun	Jul	Aug	Sep	Oct	Nov	Dec	Thru Apr	% Change	Total
<b>Administrative Law</b>	2024	-	-	-	-	-	-	-	-	-	-	-	-	0	0	0
	2023	-	-	-	-	-	-	-	2	-	-	-	-	-	↔	2
<b>Capital Murder</b>	2024	-	-	-	-	-	-	-	-	-	-	-	-	0	0	0
	2023	-	-	-	-	-	-	-	1	-	-	-	-	-	↔	1
<b>Contested Divorce</b>	2024	1	-	1	2	-	-	-	-	-	-	-	-	4	-56%	4
	2023	2	2	4	1	2	2	2	1	3	1	3	1	9	▼	24
<b>Domestic and Family - Level 1</b>	2024	1	3	-	-	-	-	-	-	-	-	-	-	4	-50%	4
	2023	5	1	2	-	-	-	-	-	1	-	-	-	8	▼	9
<b>Domestic and Family - Level 2</b>	2024	1	-	1	-	-	-	-	-	-	-	-	-	2	-33%	2
	2023	1	-	2	-	1	-	-	-	-	-	-	-	3	▼	4
<b>Felonies and Related Matters</b>	2024	11	17	12	4	-	-	-	-	-	-	-	-	44	47%	44
	2023	9	6	13	2	22	14	11	58	11	9	20	8	30	▲	183
<b>General Civil - Level 1</b>	2024	-	-	1	-	-	-	-	-	-	-	-	-	1	0%	1
	2023	-	-	1	-	-	-	-	-	1	-	-	-	1	↔	2
<b>General Civil - Level 2</b>	2024	2	7	4	5	-	-	-	-	-	-	-	-	18	29%	18
	2023	5	1	5	3	7	6	5	8	-	6	6	4	14	▲	56
<b>General Civil - Level 3</b>	2024	3	-	1	2	-	-	-	-	-	-	-	-	6	0%	6
	2023	-	1	4	1	4	1	5	-	-	-	3	1	6	↔	20
<b>Miscellaneous Civil</b>	2024	49	75	40	67	-	-	-	-	-	-	-	-	231	-31%	231
	2023	114	91	69	62	82	77	38	71	56	47	86	60	336	▼	853
<b>Misdemeanor</b>	2024	6	15	10	18	-	-	-	-	-	-	-	-	49	206%	49
	2023	3	6	5	2	16	2	4	17	5	6	8	3	16	▲	77
<b>Other Criminally Related Matters</b>	2024	5	5	3	1	-	-	-	-	-	-	-	-	14	100%	14
	2023	-	1	1	5	3	3	5	2	4	3	2	-	7	▲	29
<b>Probates/Wills &amp; Trusts - Level 1</b>	2024	-	-	-	-	-	-	-	-	-	-	-	-	0	0	0
	2023	-	-	-	-	-	-	-	1	-	-	-	-	0	↔	1
<b>Probates/Wills &amp; Trusts - Level 2</b>	2024	-	-	2	1	-	-	-	-	-	-	-	-	3	200%	3
	2023	-	-	1	-	-	1	-	-	-	-	-	-	1	▲	2
<b>Uncontested Divorce</b>	2024	5	-	3	1	-	-	-	-	-	-	-	-	9	-10%	9
	2023	2	2	3	3	2	2	3	8	3	6	5	3	10	▼	42

Dashboard

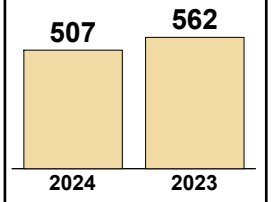
**Court:** Greene Circuit  
**Start/End Date:** Jan-23 / Apr-24  
**2023 Average Month:** 124  
**Jan-Apr 2023:** 562  
**Dispositions Trending:** ▼

**Circuit/Court ID:** 16 216079  
**Type of Case:** Dispositions  
**2024 Average Month:** 127  
**Jan-Apr 2024 :** 507  
**Overall AVG. Month:** 125

Monthly Dispositions Summary



Jan --- Apr Dispositions



Dispositions by Division

Divisions		Jan	Feb	Mar	Apr	May	Jun	Jul	Aug	Sep	Oct	Nov	Dec	Thru Apr	% Change	Total
<b>Total</b>	2024	138	133	119	117	-	-	-	-	-	-	-	-	507	-10%	507
	2023	138	126	165	133	114	114	105	123	121	129	110	109	562	▼	1,487
<b>Civil</b>	2024	15	10	9	9	31	11	10	21	10	21	7	18	43	-49%	43
	2023	10	5	14	56	31	11	10	21	10	21	7	18	85	▼	214
<b>Criminal</b>	2024	44	50	45	34	23	33	19	64	19	48	21	5	173	-3%	173
	2023	50	53	56	19	23	33	19	64	19	48	21	5	178	▼	410
<b>Concealed Handgun Permits</b>	2024	67	58	51	49	-	-	-	-	-	-	-	-	225	-3%	225
	2023	66	57	76	32	40	43	55	19	80	32	68	15	231	▼	583
<b>Miscellaneous/ Other</b>	2024	12	15	14	23	-	-	-	-	-	-	-	-	64	-6%	64
	2023	12	11	19	26	20	27	21	19	12	28	14	71	68	▼	280
<b>Others</b>	2024	-	-	-	2	-	-	-	-	-	-	-	-	2	2	2
	2023	-	-	-	-	-	-	-	-	-	-	-	-	0	↔	0

Dispositions by Case Category


Case Categories		Jan	Feb	Mar	Apr	May	Jun	Jul	Aug	Sep	Oct	Nov	Dec	Thru Apr	% Change	Total
<b>Administrative Law</b>	2024	-	1	-	-	-	-	-	-	-	-	-	-	1	-50%	1
	2023	-	1	-	1	-	1	-	-	-	-	-	1	2	▼	4
<b>Contested Divorce</b>	2024	1	1	-	1	-	-	-	-	-	-	-	-	3	-70%	3
	2023	-	1	2	7	4	1	3	3	-	2	-	-	10	▼	23
<b>Domestic and Family - Level 1</b>	2024	5	1	3	-	-	-	-	-	-	-	-	-	9	0%	9
	2023	2	-	4	3	5	-	2	11	-	1	1	11	9	↔	40
<b>Domestic and Family - Level 2</b>	2024	1	1	-	1	-	-	-	-	-	-	-	-	3	3	3
	2023	-	-	-	-	1	1	-	1	-	-	-	-	0	↔	3
<b>Felonies and Related Matters</b>	2024	31	40	25	24	-	-	-	-	-	-	-	-	120	6%	120
	2023	34	31	39	9	14	28	11	47	16	23	17	2	113	▲	271
<b>General Civil - Level 1</b>	2024	-	-	1	-	-	-	-	-	-	-	-	-	1	-50%	1
	2023	-	-	1	1	-	-	-	-	-	1	1	-	2	▼	5
<b>General Civil - Level 2</b>	2024	1	-	2	-	-	-	-	-	-	-	-	-	3	-89%	3
	2023	3	1	3	20	10	1	2	1	3	5	5	3	27	▼	57
<b>General Civil - Level 3</b>	2024	-	2	-	1	-	-	-	-	-	-	-	-	3	-57%	3
	2023	1	-	-	6	4	-	1	1	2	2	-	1	7	▼	18
<b>Miscellaneous Civil</b>	2024	74	60	57	67	-	-	-	-	-	-	-	-	258	-9%	258
	2023	78	65	93	48	53	64	71	25	90	54	80	20	284	▼	741
<b>Misdemeanor</b>	2024	10	10	11	9	-	-	-	-	-	-	-	-	40	-26%	40
	2023	14	17	17	6	9	2	7	17	3	24	4	3	54	▼	123
<b>Other</b>	2024	5	12	9	7	-	-	-	-	-	-	-	-	33	371%	33
	2023	-	2	1	4	3	10	4	12	4	5	2	66	7	▲	113
<b>Other Criminally Related Matters</b>	2024	3	-	9	1	-	-	-	-	-	-	-	-	13	8%	13
	2023	3	5	-	4	-	4	1	-	-	2	-	-	12	▲	19
<b>Probates/Wills &amp; Trusts - Level 1</b>	2024	-	-	-	-	-	-	-	-	-	-	-	-	0	0	0
	2023	-	-	-	-	2	-	-	1	-	-	-	-	0	↔	3
<b>Probates/Wills &amp; Trusts - Level 2</b>	2024	1	-	-	-	-	-	-	-	-	-	-	-	1	-67%	1
	2023	-	-	2	1	-	-	-	-	-	-	-	-	3	▼	3
<b>Protective Orders</b>	2024	1	-	-	-	-	-	-	-	-	-	-	-	1	1	1
	2023	-	-	-	-	-	-	-	-	-	-	-	-	0	↔	0
<b>Uncontested Divorce</b>	2024	5	5	2	6	-	-	-	-	-	-	-	-	18	-44%	18
	2023	3	3	3	23	9	2	3	4	2	10	1	1	32	▼	64

Dashboard

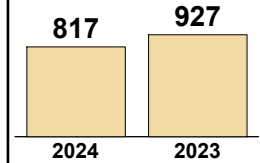
**Court:** Louisa Circuit  
**Start/End Date:** Jan-23 / Apr-24  
**2023 Average Month:** 209  
**Jan-Apr 2023:** 927  
**Dispositions Trending:** ▼

**Circuit/Court ID:** 16 216109  
**Type of Case:** Dispositions  
**2024 Average Month:** 204  
**Jan-Apr 2024 :** 817  
**Overall AVG. Month:** 208

Monthly Dispositions Summary



Jan --- Apr Dispositions



Dispositions by Division

Divisions		Jan	Feb	Mar	Apr	May	Jun	Jul	Aug	Sep	Oct	Nov	Dec	Thru Apr	% Change	Total
<b>Total</b>	2024	245	231	182	159	-	-	-	-	-	-	-	-	817	-12%	817
	2023	230	277	228	192	193	165	184	226	218	220	223	155	927	▼	2,511
<b>Civil</b>	2024	10	18	14	14	-	-	-	-	-	-	-	-	56	-31%	56
	2023	26	19	19	17	17	18	23	21	10	17	19	26	81	▼	232
<b>Criminal</b>	2024	67	89	63	36	-	-	-	-	-	-	-	-	255	-4%	255
	2023	67	66	64	68	63	75	61	93	117	101	76	54	265	▼	905
<b>Concealed Handgun Permits</b>	2024	122	102	84	98	-	-	-	-	-	-	-	-	406	-6%	406
	2023	90	159	99	82	80	39	79	80	58	60	100	40	430	▼	966
<b>Miscellaneous/ Other</b>	2024	46	22	21	10	-	-	-	-	-	-	-	-	99	-34%	99
	2023	47	33	46	25	33	33	21	32	33	42	28	35	151	▼	408
<b>Others</b>	2024	-	-	-	1	-	-	-	-	-	-	-	-	1	1	1
	2023	-	-	-	-	-	-	-	-	-	-	-	-	0	↔	0

Dispositions by Case Category

Case Categories		Jan	Feb	Mar	Apr	May	Jun	Jul	Aug	Sep	Oct	Nov	Dec	Thru Apr	% Change	Total
<b>Administrative Law</b>	2024	-	-	1	-	-	-	-	-	-	-	-	-	1	0%	1
	2023	-	1	-	-	-	-	-	-	-	-	-	-	1	↔	1
<b>Capital Murder</b>	2024	-	1	-	-	-	-	-	-	-	-	-	-	1	1	1
	2023	-	-	-	-	-	-	-	-	1	-	-	-	0	↔	1
<b>Contested Divorce</b>	2024	1	1	-	1	-	-	-	-	-	-	-	-	3	-73%	3
	2023	6	2	1	2	2	1	4	7	2	6	6	3	11	▼	42
<b>Domestic and Family - Level 1</b>	2024	-	4	4	-	-	-	-	-	-	-	-	-	8	700%	8
	2023	-	-	-	1	3	-	-	-	1	-	-	1	3	▲	9
<b>Domestic and Family - Level 2</b>	2024	2	-	1	4	-	-	-	-	-	-	-	-	7	75%	7
	2023	1	2	1	-	-	-	1	-	2	1	1	-	4	▲	9
<b>Felonies and Related Matters</b>	2024	51	60	40	29	-	-	-	-	-	-	-	-	180	18%	180
	2023	40	48	33	32	40	46	40	64	110	74	59	32	153	▲	618
<b>General Civil - Level 1</b>	2024	-	-	1	-	-	-	-	-	-	-	-	-	1	0%	1
	2023	-	-	-	1	-	-	-	-	-	-	-	-	1	↔	1
<b>General Civil - Level 2</b>	2024	3	5	5	-	-	-	-	-	-	-	-	-	13	-13%	13
	2023	7	5	2	1	6	2	4	6	2	5	4	5	15	▼	49
<b>General Civil - Level 3</b>	2024	1	2	2	2	-	-	-	-	-	-	-	-	7	-13%	7
	2023	2	1	2	3	2	3	5	-	-	-	4	5	8	▼	27
<b>Miscellaneous Civil</b>	2024	134	123	101	108	-	-	-	-	-	-	-	-	466	-5%	466
	2023	104	179	117	93	96	54	84	102	73	76	113	49	493	▼	1,140
<b>Misdemeanor</b>	2024	16	23	23	7	-	-	-	-	-	-	-	-	69	-34%	69
	2023	26	17	26	36	22	28	20	26	4	24	13	21	105	▼	263
<b>Other</b>	2024	34	2	-	1	-	-	-	-	-	-	-	-	37	-58%	37
	2023	33	15	28	13	18	22	16	12	17	24	15	27	89	▼	240
<b>Other Criminally Related Matters</b>	2024	1	5	-	-	-	-	-	-	-	-	-	-	6	-25%	6
	2023	2	1	5	-	1	2	1	3	2	3	4	1	8	▼	25
<b>Probates/Wills &amp; Trusts - Level 1</b>	2024	-	1	-	-	-	-	-	-	-	-	-	-	1	1	1
	2023	-	-	-	-	-	-	-	-	-	-	-	-	0	↔	0
<b>Probates/Wills &amp; Trusts - Level 2</b>	2024	1	-	-	1	-	-	-	-	-	-	-	-	2	-71%	2
	2023	-	1	4	2	-	-	1	1	1	1	-	4	7	▼	15
<b>Uncontested Divorce</b>	2024	1	4	4	6	-	-	-	-	-	-	-	-	15	-52%	15
	2023	9	5	9	8	3	7	8	4	4	6	3	5	31	▼	71

Dashboard		Monthly Dispositions Summary		Jan --- Apr Dispositions	
<p><b>Court:</b> Madison Circuit  <b>Start/End Date:</b> Jan-23 / Apr-24  <b>2023 Average Month:</b> 80  <b>Jan-Apr 2023:</b> 321  <b>Dispositions Trending:</b> ▲</p>	<p><b>Circuit/Court ID:</b> 16 216113  <b>Type of Case:</b> Dispositions  <b>2024 Average Month:</b>90  <b>Jan-Apr 2024 :</b> 360  <b>Overall AVG. Month:</b> 83</p>	<p>Jan 23 - Apr 24</p>		<p>2024: 360 2023: 321</p>	

Dispositions by Division																
Divisions		Jan	Feb	Mar	Apr	May	Jun	Jul	Aug	Sep	Oct	Nov	Dec	Thru Apr	% Change	Total
<b>Total</b>	2024	57	116	100	87	-	-	-	-	-	-	-	-	360	12%	360
	2023	72	96	86	67	87	79	67	77	54	75	80	124	321	▲	964
<b>Civil</b>	2024	10	7	4	6	-	-	-	-	-	-	-	-	27	42%	27
	2023	2	5	4	8	11	10	4	8	2	2	5	4	19	▲	65
<b>Criminal</b>	2024	22	47	6	24	-	-	-	-	-	-	-	-	99	62%	99
	2023	18	12	24	7	26	17	18	13	28	7	26	21	61	▲	217
<b>Concealed Handgun Permits</b>	2024	2	45	65	38	-	-	-	-	-	-	-	-	150	-18%	150
	2023	37	60	42	44	33	34	16	30	4	53	38	36	183	▼	427
<b>Miscellaneous/ Other</b>	2024	23	17	25	19	-	-	-	-	-	-	-	-	84	45%	84
	2023	15	19	16	8	17	18	29	26	20	13	11	63	58	▲	255

Dispositions by Case Category																
Case Categories		Jan	Feb	Mar	Apr	May	Jun	Jul	Aug	Sep	Oct	Nov	Dec	Thru Apr	% Change	Total
<b>Administrative Law</b>	2024	-	-	-	-	-	-	-	-	-	-	-	-	0	-100%	0
	2023	-	-	-	1	-	-	-	-	-	1	-	-	-	1	▼
<b>Contested Divorce</b>	2024	-	2	-	1	-	-	-	-	-	-	-	-	3	200%	3
	2023	-	-	-	1	1	1	-	-	-	-	-	-	-	1	▲
<b>Domestic and Family - Level 1</b>	2024	-	3	1	-	-	-	-	-	-	-	-	-	4	300%	4
	2023	-	-	1	-	1	2	1	-	-	-	-	3	1	▲	9
<b>Domestic and Family - Level 2</b>	2024	-	-	-	1	-	-	-	-	-	-	-	-	1	-67%	1
	2023	-	1	1	1	-	-	-	-	-	-	-	-	3	▼	3
<b>Felonies and Related Matters</b>	2024	10	23	4	14	-	-	-	-	-	-	-	-	51	42%	51
	2023	12	4	16	4	19	13	12	11	19	5	14	14	36	▲	143
<b>General Civil - Level 2</b>	2024	3	-	2	2	-	-	-	-	-	-	-	-	7	133%	7
	2023	-	-	-	3	7	2	2	3	-	-	-	2	3	▲	20
<b>General Civil - Level 3</b>	2024	2	2	1	-	-	-	-	-	-	-	-	-	5	-17%	5
	2023	1	3	1	1	1	1	-	5	1	2	-	1	6	▼	17
<b>Miscellaneous Civil</b>	2024	9	48	71	47	-	-	-	-	-	-	-	-	175	-13%	175
	2023	40	66	45	50	43	41	29	39	9	61	39	40	201	▼	502
<b>Misdemeanor</b>	2024	12	24	1	9	-	-	-	-	-	-	-	-	46	100%	46
	2023	6	7	7	3	7	4	5	2	6	1	12	6	23	▲	66
<b>Other</b>	2024	17	14	18	10	-	-	-	-	-	-	-	-	59	48%	59
	2023	12	12	13	3	7	12	16	16	15	5	10	59	40	▲	180
<b>Other Criminally Related Matters</b>	2024	-	-	1	1	-	-	-	-	-	-	-	-	2	0%	2
	2023	-	1	1	-	-	-	1	-	3	1	-	1	2	↔	8
<b>Probates/Wills &amp; Trusts - Level 2</b>	2024	-	-	-	-	-	-	-	-	-	-	-	-	0	0	0
	2023	-	-	-	-	1	1	-	-	-	-	-	-	0	↔	2
<b>Uncontested Divorce</b>	2024	4	-	1	2	-	-	-	-	-	-	-	-	7	75%	7
	2023	1	2	1	-	-	2	1	1	-	-	-	1	4	▲	9

Dashboard		Monthly Dispositions Summary	Jan --- Apr Dispositions
<p><b>Court:</b> Orange Circuit  <b>Start/End Date:</b> Jan-23 / Apr-24  <b>2023 Average Month:</b> 182  <b>Jan-Apr 2023:</b> 919  <b>Dispositions Trending:</b> ▼</p>	<p><b>Circuit/Court ID:</b> 16 216137  <b>Type of Case:</b> Dispositions  <b>2024 Average Month:</b> 190  <b>Jan-Apr 2024 :</b> 758  <b>Overall AVG. Month:</b> 184</p>	<p>Jan 23 - Apr 24</p>	<p>758 (2024) vs 919 (2023)</p>

Dispositions by Division																
Divisions		Jan	Feb	Mar	Apr	May	Jun	Jul	Aug	Sep	Oct	Nov	Dec	Thru Apr	% Change	Total
<b>Total</b>	2024	193	206	134	225	-	-	-	-	-	-	-	-	758	-18%	758
	2023	288	193	294	144	215	169	149	141	152	207	121	108	919	▼	2,181
<b>Civil</b>	2024	34	15	12	19	-	-	-	-	-	-	-	-	80	-16%	80
	2023	22	19	19	35	26	16	20	11	17	20	27	5	95	▼	237
<b>Criminal</b>	2024	66	73	57	110	-	-	-	-	-	-	-	-	306	-5%	306
	2023	73	91	111	48	72	51	51	73	45	89	42	58	323	▼	804
<b>Concealed Handgun Permits</b>	2024	74	105	57	85	-	-	-	-	-	-	-	-	321	-24%	321
	2023	176	67	144	37	95	95	47	46	76	88	51	37	424	▼	959
<b>Miscellaneous/ Other</b>	2024	18	13	8	11	-	-	-	-	-	-	-	-	50	-34%	50
	2023	17	16	19	24	22	7	31	11	14	10	1	8	76	▼	180
<b>Others</b>	2024	1	-	-	-	-	-	-	-	-	-	-	-	1	0%	1
	2023	-	-	1	-	-	-	-	-	-	-	-	-	1	↔	1

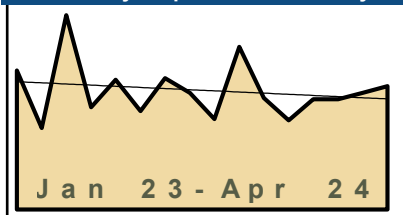
Dispositions by Case Category																
Case Categories		Jan	Feb	Mar	Apr	May	Jun	Jul	Aug	Sep	Oct	Nov	Dec	Thru Apr	% Change	Total
<b>Administrative Law</b>	2024	-	-	-	-	-	-	-	-	-	-	-	-	0	0	0
	2023	-	-	-	-	-	-	-	-	-	-	-	1	0	↔	1
<b>Contested Divorce</b>	2024	7	1	4	1	-	-	-	-	-	-	-	-	13	18%	13
	2023	3	3	2	3	3	2	2	4	3	3	4	3	11	▲	35
<b>Domestic and Family - Level 1</b>	2024	15	6	2	3	-	-	-	-	-	-	-	-	26	160%	26
	2023	3	-	2	5	-	3	4	-	2	1	5	-	10	▲	25
<b>Domestic and Family - Level 2</b>	2024	-	-	1	1	-	-	-	-	-	-	-	-	2	-33%	2
	2023	2	-	-	1	2	-	2	-	2	4	-	-	3	▼	13
<b>Felonies and Related Matters</b>	2024	52	55	41	76	-	-	-	-	-	-	-	-	224	-11%	224
	2023	55	82	79	37	61	39	36	54	38	67	24	38	253	▼	610
<b>General Civil - Level 1</b>	2024	-	-	-	-	-	-	-	-	-	-	-	-	0	-100%	0
	2023	-	-	2	1	1	-	-	-	-	-	-	1	3	▼	5
<b>General Civil - Level 2</b>	2024	2	1	1	5	-	-	-	-	-	-	-	-	9	-55%	9
	2023	1	7	4	8	8	1	2	5	4	5	2	1	20	▼	48
<b>General Civil - Level 3</b>	2024	4	2	-	1	-	-	-	-	-	-	-	-	7	-67%	7
	2023	6	3	4	8	3	1	3	1	-	3	4	1	21	▼	37
<b>Miscellaneous Civil</b>	2024	90	118	65	96	-	-	-	-	-	-	-	-	369	-23%	369
	2023	190	76	158	54	114	102	77	55	88	97	51	41	478	▼	1,103
<b>Misdemeanor</b>	2024	13	17	15	32	-	-	-	-	-	-	-	-	77	17%	77
	2023	17	8	30	11	8	12	14	17	3	21	17	21	66	▲	179
<b>Other</b>	2024	1	-	-	1	-	-	-	-	-	-	-	-	2	-33%	2
	2023	-	-	2	1	2	-	-	-	1	-	1	1	3	▼	8
<b>Other Criminally Related Matters</b>	2024	1	1	1	2	-	-	-	-	-	-	-	-	5	25%	5
	2023	1	1	2	-	3	-	1	2	4	1	1	-	4	▲	16
<b>Probates/Wills &amp; Trusts - Level 1</b>	2024	-	-	-	-	-	-	-	-	-	-	-	-	0	0	0
	2023	-	-	-	-	-	-	-	-	1	-	-	-	0	↔	1
<b>Probates/Wills &amp; Trusts - Level 2</b>	2024	-	-	-	-	-	-	-	-	-	-	-	-	0	-100%	0
	2023	-	1	-	3	2	3	-	-	-	2	3	-	4	▼	14
<b>Uncontested Divorce</b>	2024	8	5	4	7	-	-	-	-	-	-	-	-	24	-44%	24
	2023	10	12	9	12	8	6	8	3	6	3	8	1	43	▼	86

This report reflects data in the case management system. Numbers will update accordingly as reports are refreshed and posted.

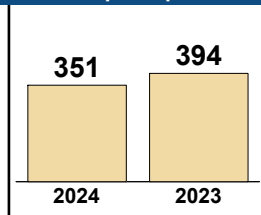
Dashboard

**Court:** Charlottesville Circuit **Circuit/Court ID:** 16 216540  
**Start/End Date:** Jan-23 / Apr-24 **Type of Case:** Dispositions  
**2023 Average Month:** 92 **2024 Average Month:**88  
**Jan-Apr 2023:** 394 **Jan-Apr 2024 :** 351  
**Dispositions Trending:** ▼ **Overall AVG. Month:** 91

Monthly Dispositions Summary



Jan --- Apr Dispositions



Dispositions by Division

Divisions		Jan	Feb	Mar	Apr	May	Jun	Jul	Aug	Sep	Oct	Nov	Dec	Thru Apr	% Change	Total
<b>Total</b>	2024	84	84	89	94	-	-	-	-	-	-	-	-	351	-11%	351
	2023	106	62	148	78	99	75	100	89	69	124	85	68	394	▼	1,103
<b>Civil</b>	2024	18	9	18	22	18	24	14	8	20	31	10	12	67	0%	67
	2023	18	19	17	13	18	24	14	8	20	31	10	12	67	↔	204
<b>Criminal</b>	2024	34	36	50	40	41	35	62	40	29	68	35	30	160	-24%	160
	2023	70	12	86	43	41	35	62	40	29	68	35	30	211	▼	551
<b>Concealed Handgun Permits</b>	2024	15	18	11	11	-	-	-	-	-	-	-	-	55	-7%	55
	2023	11	18	20	10	17	3	8	18	4	14	18	21	59	▼	162
<b>Miscellaneous/ Other</b>	2024	17	21	10	21	-	-	-	-	-	-	-	-	69	21%	69
	2023	7	13	25	12	23	13	16	23	16	11	22	5	57	▲	186

Dispositions by Case Category

Case Categories		Jan	Feb	Mar	Apr	May	Jun	Jul	Aug	Sep	Oct	Nov	Dec	Thru Apr	% Change	Total
<b>Administrative Law</b>	2024	-	-	-	1	-	-	-	-	-	-	-	-	1	1	1
	2023	-	-	-	-	-	-	-	-	-	-	-	-	0	↔	0
<b>Contested Divorce</b>	2024	2	2	2	3	-	-	-	-	-	-	-	-	9	-18%	9
	2023	1	4	2	4	2	-	3	2	2	-	1	1	11	▼	22
<b>Domestic and Family - Level 1</b>	2024	-	1	1	4	-	-	-	-	-	-	-	-	6	20%	6
	2023	1	3	-	1	1	1	-	-	6	-	-	-	5	▲	13
<b>Domestic and Family - Level 2</b>	2024	-	-	1	4	-	-	-	-	-	-	-	-	5	25%	5
	2023	1	-	3	-	3	5	-	1	2	2	-	-	4	▲	17
<b>Felonies and Related Matters</b>	2024	27	25	33	29	-	-	-	-	-	-	-	-	114	-27%	114
	2023	47	9	69	31	28	24	49	23	24	54	22	23	156	▼	403
<b>General Civil</b>	2024	-	1	-	-	-	-	-	-	-	-	-	-	1	1	1
	2023	-	-	-	-	-	-	-	-	-	-	-	-	0	↔	0
<b>General Civil - Level 1</b>	2024	1	1	-	-	-	-	-	-	-	-	-	-	2	-33%	2
	2023	2	1	-	-	-	1	-	1	1	1	-	1	3	▼	8
<b>General Civil - Level 2</b>	2024	2	3	6	3	-	-	-	-	-	-	-	-	14	-26%	14
	2023	5	5	5	4	5	3	2	4	8	13	8	5	19	▼	67
<b>General Civil - Level 3</b>	2024	4	3	-	1	-	-	-	-	-	-	-	-	8	0%	8
	2023	3	-	3	2	2	5	-	2	1	4	2	1	8	↔	25
<b>Miscellaneous Civil</b>	2024	31	34	20	31	-	-	-	-	-	-	-	-	116	3%	116
	2023	18	31	44	20	40	16	25	37	18	24	37	26	113	▲	336
<b>Misdemeanor</b>	2024	5	6	12	11	-	-	-	-	-	-	-	-	34	-32%	34
	2023	23	3	15	9	8	7	10	9	2	10	10	8	50	▼	114
<b>Other</b>	2024	-	-	1	-	-	-	-	-	-	-	-	-	1	1	1
	2023	-	-	-	-	-	-	-	-	-	-	1	-	0	↔	1
<b>Other Criminally Related Matters</b>	2024	3	5	5	-	-	-	-	-	-	-	-	-	13	117%	13
	2023	1	-	2	3	5	4	3	8	3	5	3	-	6	▲	37
<b>Probates/Wills &amp; Trusts - Level 1</b>	2024	-	-	-	-	-	-	-	-	-	-	-	-	0	0	0
	2023	-	-	-	-	-	-	1	-	-	-	-	-	0	↔	1
<b>Probates/Wills &amp; Trusts - Level 2</b>	2024	2	1	-	-	-	-	-	-	-	-	-	-	3	-25%	3
	2023	-	1	2	1	-	-	2	-	-	3	-	-	4	▼	9
<b>Protective Orders</b>	2024	-	2	-	-	-	-	-	-	-	-	-	-	2	2	2
	2023	-	-	-	-	-	-	-	-	-	-	-	-	0	↔	0
<b>Uncontested Divorce</b>	2024	7	-	8	7	-	-	-	-	-	-	-	-	22	47%	22
	2023	4	5	3	3	5	9	5	2	2	7	2	3	15	▲	50




Dashboard

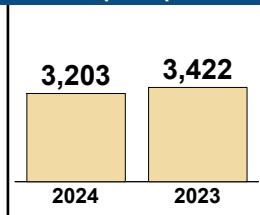
**Court:** Arlington Circuit  
**Start/End Date:** Jan-23 / Apr-24  
**2023 Average Month:** 780  
**Jan-Apr 2023:** 3,422  
**Dispositions Trending:** ▼

**Circuit/Court ID:** 17 217013  
**Type of Case:** Dispositions  
**2024 Average Month:**801  
**Jan-Apr 2024 :** 3,203  
**Overall AVG. Month:** 785

Monthly Dispositions Summary



Jan --- Apr Dispositions



Dispositions by Division

Divisions		Jan	Feb	Mar	Apr	May	Jun	Jul	Aug	Sep	Oct	Nov	Dec	Thru Apr	% Change	Total
<b>Total</b>	2024	707	852	760	884	-	-	-	-	-	-	-	-	3,203	-6%	3,203
	2023	649	943	1,049	781	812	814	644	701	738	702	649	874	3,422	▼	9,356
<b>Civil</b>	2024	159	176	159	220	-	-	-	-	-	-	-	-	714	-14%	714
	2023	141	188	299	204	259	181	120	171	225	167	143	215	832	▼	2,313
<b>Criminal</b>	2024	200	193	248	243	-	-	-	-	-	-	-	-	884	-7%	884
	2023	258	224	262	202	243	226	128	182	185	211	175	246	946	▼	2,542
<b>Concealed Handgun Permits</b>	2024	8	206	85	93	-	-	-	-	-	-	-	-	392	-19%	392
	2023	84	231	113	55	24	155	89	52	78	49	98	131	483	▼	1,159
<b>Miscellaneous/Other</b>	2024	337	272	266	328	-	-	-	-	-	-	-	-	1,203	5%	1,203
	2023	163	298	372	318	286	249	305	296	248	274	233	281	1,151	▲	3,323
<b>Others</b>	2024	3	5	2	-	-	-	-	-	-	-	-	-	10	0%	10
	2023	3	2	3	2	-	3	2	-	2	1	-	1	10	↔	19

Dispositions by Case Category

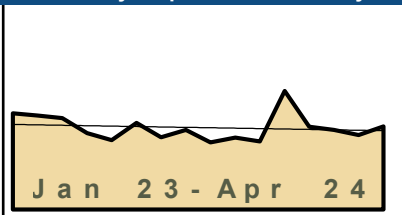
Case Categories		Jan	Feb	Mar	Apr	May	Jun	Jul	Aug	Sep	Oct	Nov	Dec	Thru Apr	% Change	Total
<b>Administrative Law</b>	2024	2	3	-	2	-	-	-	-	-	-	-	-	7	75%	7
	2023	1	-	-	3	1	1	2	1	1	3	2	-	4	▲	15
<b>Contested Divorce</b>	2024	13	13	7	14	-	-	-	-	-	-	-	-	47	-40%	47
	2023	12	23	22	21	32	17	14	30	12	13	22	19	78	▼	237
<b>Domestic and Family - Level 1</b>	2024	15	9	2	10	-	-	-	-	-	-	-	-	36	64%	36
	2023	3	4	10	5	6	10	8	2	14	5	2	5	22	▲	74
<b>Domestic and Family - Level 2</b>	2024	3	6	2	7	-	-	-	-	-	-	-	-	18	80%	18
	2023	-	3	3	4	6	7	3	12	2	7	2	4	10	▲	53
<b>Felonies and Related Matters</b>	2024	118	106	137	129	-	-	-	-	-	-	-	-	490	-10%	490
	2023	153	133	162	96	120	141	74	95	109	115	79	149	544	▼	1,426
<b>General Civil - Level 1</b>	2024	3	2	1	3	-	-	-	-	-	-	-	-	9	-57%	9
	2023	13	4	1	3	5	1	-	1	5	2	2	2	21	▼	39
<b>General Civil - Level 2</b>	2024	94	95	107	129	-	-	-	-	-	-	-	-	425	-13%	425
	2023	82	108	182	114	144	80	59	73	145	90	75	132	486	▼	1,284
<b>General Civil - Level 3</b>	2024	6	13	11	12	-	-	-	-	-	-	-	-	42	91%	42
	2023	6	3	6	7	9	6	12	11	13	7	6	8	22	▲	94
<b>Miscellaneous Civil</b>	2024	221	342	206	258	-	-	-	-	-	-	-	-	1,027	-3%	1,027
	2023	148	380	325	207	151	272	269	210	215	183	216	286	1,060	▼	2,862
<b>Misdemeanor</b>	2024	27	34	23	38	-	-	-	-	-	-	-	-	122	-3%	122
	2023	33	36	36	21	35	27	22	36	39	23	18	33	126	▼	359
<b>Other</b>	2024	128	140	149	164	-	-	-	-	-	-	-	-	581	-2%	581
	2023	103	149	165	174	161	137	127	141	112	138	118	127	591	▼	1,652
<b>Other Criminally Related Matters</b>	2024	55	54	89	81	-	-	-	-	-	-	-	-	279	-1%	279
	2023	72	55	69	87	89	63	32	51	38	76	82	65	283	▼	779
<b>Probates/Wills &amp; Trusts - Level 1</b>	2024	1	-	4	3	-	-	-	-	-	-	-	-	8	-11%	8
	2023	1	3	3	2	1	2	4	1	6	2	2	2	9	▼	29
<b>Probates/Wills &amp; Trusts - Level 2</b>	2024	2	5	6	4	-	-	-	-	-	-	-	-	17	-65%	17
	2023	10	17	12	10	10	14	5	6	10	8	4	8	49	▼	114
<b>Uncontested Divorce</b>	2024	19	30	16	30	-	-	-	-	-	-	-	-	95	-19%	95
	2023	12	25	53	27	42	36	13	31	17	30	19	34	117	▼	339

Dashboard

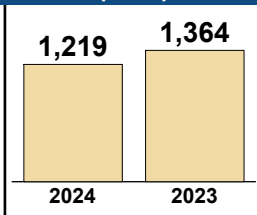
**Court:** Fauquier Circuit  
**Start/End Date:** Jan-23 / Apr-24  
**2023 Average Month:** 315  
**Jan-Apr 2023:** 1,364  
**Dispositions Trending:** ▼

**Circuit/Court ID:** 20 220061  
**Type of Case:** Dispositions  
**2024 Average Month:** 305  
**Jan-Apr 2024 :** 1,219  
**Overall AVG. Month:** 312

Monthly Dispositions Summary



Jan --- Apr Dispositions



Dispositions by Division

Divisions		Jan	Feb	Mar	Apr	May	Jun	Jul	Aug	Sep	Oct	Nov	Dec	Thru Apr	% Change	Total
<b>Total</b>	2024	315	303	284	317	-	-	-	-	-	-	-	-	1,219	-11%	1,219
	2023	367	358	348	291	264	330	275	303	256	274	260	452	1,364	▼	3,778
<b>Civil</b>	2024	61	38	30	49	-	-	-	-	-	-	-	-	178	9%	178
	2023	42	45	34	42	48	57	48	51	43	39	34	24	163	▲	507
<b>Criminal</b>	2024	56	76	80	68	-	-	-	-	-	-	-	-	280	5%	280
	2023	80	71	57	59	68	82	71	70	59	54	70	59	267	▲	800
<b>Concealed Handgun Permits</b>	2024	123	141	140	161	-	-	-	-	-	-	-	-	565	-19%	565
	2023	174	183	193	150	103	138	104	112	94	129	116	143	700	▼	1,639
<b>Miscellaneous/ Other</b>	2024	75	48	34	39	-	-	-	-	-	-	-	-	196	-16%	196
	2023	71	59	64	40	45	53	50	69	60	52	40	225	234	▼	828
<b>Others</b>	2024	-	-	-	-	-	-	-	-	-	-	-	-	0	0	0
	2023	-	-	-	-	-	-	2	1	-	-	-	1	0	↔	4

Dispositions by Case Category

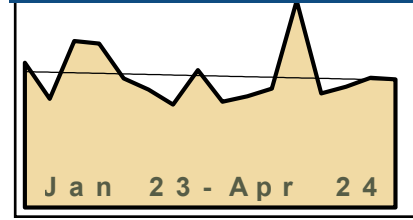
Case Categories		Jan	Feb	Mar	Apr	May	Jun	Jul	Aug	Sep	Oct	Nov	Dec	Thru Apr	% Change	Total
<b>Administrative Law</b>	2024	-	1	-	-	-	-	-	-	-	-	-	-	1	0%	1
	2023	-	-	-	1	-	-	2	-	-	-	-	-	1	↔	3
<b>Contested Divorce</b>	2024	3	2	3	8	-	-	-	-	-	-	-	-	16	33%	16
	2023	3	3	4	2	5	5	1	3	2	3	7	4	12	▲	42
<b>Domestic and Family - Level 1</b>	2024	6	5	6	9	-	-	-	-	-	-	-	-	26	44%	26
	2023	4	3	-	11	11	16	7	2	14	5	1	3	18	▲	77
<b>Domestic and Family - Level 2</b>	2024	7	1	-	-	-	-	-	-	-	-	-	-	8	14%	8
	2023	4	2	1	-	-	6	2	2	3	4	1	2	7	▲	27
<b>Felonies and Related Matters</b>	2024	36	54	58	39	-	-	-	-	-	-	-	-	187	7%	187
	2023	57	42	45	30	52	45	39	44	39	29	45	40	174	▲	507
<b>General Civil - Level 1</b>	2024	-	-	2	-	-	-	-	-	-	-	-	-	2	-33%	2
	2023	1	1	-	1	-	2	-	-	-	1	2	-	3	▼	8
<b>General Civil - Level 2</b>	2024	13	8	11	15	-	-	-	-	-	-	-	-	47	-19%	47
	2023	15	17	15	11	15	11	13	18	10	9	11	8	58	▼	153
<b>General Civil - Level 3</b>	2024	11	5	4	4	-	-	-	-	-	-	-	-	24	60%	24
	2023	5	3	4	3	4	6	9	8	5	3	8	1	15	▲	59
<b>Miscellaneous Civil</b>	2024	160	167	163	183	-	-	-	-	-	-	-	-	673	-18%	673
	2023	206	220	227	170	132	163	137	151	120	158	133	156	823	▼	1,973
<b>Misdemeanor</b>	2024	15	16	16	19	-	-	-	-	-	-	-	-	66	18%	66
	2023	15	22	7	12	8	25	17	19	13	20	15	15	56	▲	188
<b>Other</b>	2024	38	22	10	17	-	-	-	-	-	-	-	-	87	-8%	87
	2023	37	21	24	13	16	24	15	28	31	21	18	212	95	▼	460
<b>Other Criminally Related Matters</b>	2024	5	6	6	10	-	-	-	-	-	-	-	-	27	-31%	27
	2023	10	7	5	17	8	12	15	7	7	5	11	5	39	▼	109
<b>Probates/Wills &amp; Trusts - Level 1</b>	2024	3	1	-	-	-	-	-	-	-	-	-	-	4	300%	4
	2023	-	1	-	-	-	-	-	-	1	-	1	-	1	▲	4
<b>Probates/Wills &amp; Trusts - Level 2</b>	2024	2	4	-	-	-	-	-	-	-	-	-	-	6	-45%	6
	2023	4	5	1	1	1	1	8	6	1	6	1	2	11	▼	37
<b>Protective Orders</b>	2024	1	1	-	1	-	-	-	-	-	-	-	-	3	-25%	3
	2023	1	1	1	1	-	6	1	1	5	-	1	2	4	▼	20
<b>Uncontested Divorce</b>	2024	15	10	5	12	-	-	-	-	-	-	-	-	42	-11%	42
	2023	5	10	14	18	12	8	9	13	6	9	5	2	47	▼	111

Dashboard

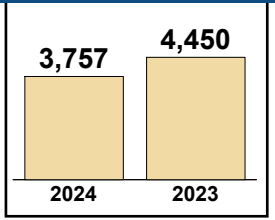
**Court:** Loudoun Circuit  
**Start/End Date:** Jan-23 / Apr-24  
**2023 Average Month:** 1,025  
**Jan-Apr 2023:** 4,450  
**Dispositions Trending:** ▼

**Circuit/Court ID:** 20 220107  
**Type of Case:** Dispositions  
**2024 Average Month:** 939  
**Jan-Apr 2024 :** 3,757  
**Overall AVG. Month:** 1,004

Monthly Dispositions Summary



Jan --- Apr Dispositions



Dispositions by Division

Divisions		Jan	Feb	Mar	Apr	May	Jun	Jul	Aug	Sep	Oct	Nov	Dec	Thru Apr	% Change	Total
<b>Total</b>	2024	870	922	988	977	-	-	-	-	-	-	-	-	3,757	-16%	3,757
	2023	1,104	829	1,268	1,249	983	898	785	1,047	807	847	905	1,577	4,450	▼	12,299
<b>Civil</b>	2024	104	143	122	165	-	-	-	-	-	-	-	-	534	-34%	534
	2023	244	160	253	149	155	168	180	261	148	153	190	177	806	▼	2,238
<b>Criminal</b>	2024	126	158	151	134	-	-	-	-	-	-	-	-	569	-1%	569
	2023	133	104	208	131	121	149	105	139	93	117	132	126	576	▼	1,558
<b>Concealed Handgun Permits</b>	2024	271	286	322	306	-	-	-	-	-	-	-	-	1,185	-22%	1,185
	2023	367	363	429	363	259	284	216	251	233	257	277	304	1,522	▼	3,603
<b>Miscellaneous/ Other</b>	2024	367	330	393	370	-	-	-	-	-	-	-	-	1,460	-5%	1,460
	2023	360	200	377	605	448	297	283	385	329	320	304	965	1,542	▼	4,873
<b>Others</b>	2024	2	5	-	2	-	-	-	-	-	-	-	-	9	125%	9
	2023	-	2	1	1	-	-	-	1	11	4	-	2	4	▲	27

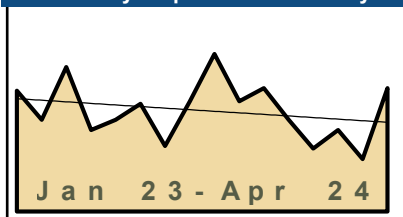
Dispositions by Case Category

Case Categories		Jan	Feb	Mar	Apr	May	Jun	Jul	Aug	Sep	Oct	Nov	Dec	Thru Apr	% Change	Total
<b>Administrative Law</b>	2024	-	-	1	1	-	-	-	-	-	-	-	-	2	-75%	2
	2023	4	-	1	3	-	-	-	-	-	-	-	-	8	▼	8
<b>Capital Murder</b>	2024	-	-	-	-	-	-	-	-	-	-	-	-	0	-100%	0
	2023	-	-	-	2	-	-	-	-	-	-	-	-	2	▼	2
<b>Contested Divorce</b>	2024	13	20	20	22	-	-	-	-	-	-	-	-	75	-18%	75
	2023	24	19	24	25	28	21	29	20	17	22	21	26	92	▼	276
<b>Domestic and Family - Level 1</b>	2024	4	13	11	16	-	-	-	-	-	-	-	-	44	-53%	44
	2023	25	21	38	9	17	27	26	91	22	12	11	23	93	▼	322
<b>Domestic and Family - Level 2</b>	2024	5	7	7	10	-	-	-	-	-	-	-	-	29	-22%	29
	2023	12	8	11	6	17	8	12	16	9	5	24	8	37	▼	136
<b>Felonies and Related Matters</b>	2024	72	66	72	80	-	-	-	-	-	-	-	-	290	9%	290
	2023	63	53	108	43	80	61	54	87	45	47	49	36	267	▲	726
<b>General Civil - Level 1</b>	2024	2	2	2	2	-	-	-	-	-	-	-	-	8	-43%	8
	2023	5	1	7	1	4	3	-	3	1	2	2	1	14	▼	30
<b>General Civil - Level 2</b>	2024	36	41	31	52	-	-	-	-	-	-	-	-	160	-40%	160
	2023	98	49	80	40	41	40	44	60	37	40	43	51	267	▼	623
<b>General Civil - Level 3</b>	2024	7	14	13	12	-	-	-	-	-	-	-	-	46	-47%	46
	2023	37	13	18	19	18	13	8	17	17	16	21	12	87	▼	209
<b>Miscellaneous Civil</b>	2024	390	412	486	479	-	-	-	-	-	-	-	-	1,767	-33%	1,767
	2023	649	536	643	814	488	444	365	482	380	377	397	420	2,642	▼	5,995
<b>Misdemeanor</b>	2024	25	23	32	24	-	-	-	-	-	-	-	-	104	7%	104
	2023	21	17	39	20	18	23	26	12	25	26	26	23	97	▲	276
<b>Other</b>	2024	238	193	214	176	-	-	-	-	-	-	-	-	821	146%	821
	2023	41	16	143	134	185	122	120	145	163	180	184	835	334	▲	2,268
<b>Other Criminally Related Matters</b>	2024	31	69	47	30	-	-	-	-	-	-	-	-	177	-18%	177
	2023	53	35	62	66	23	65	25	40	23	44	58	67	216	▼	561
<b>Probates/Wills &amp; Trusts - Level 1</b>	2024	1	-	-	1	-	-	-	-	-	-	-	-	2	0%	2
	2023	-	1	1	-	-	1	-	-	-	3	-	1	2	↔	7
<b>Probates/Wills &amp; Trusts - Level 2</b>	2024	6	13	9	10	-	-	-	-	-	-	-	-	38	3%	38
	2023	7	10	14	6	10	8	14	11	3	13	10	4	37	▲	110
<b>Uncontested Divorce</b>	2024	40	49	43	62	-	-	-	-	-	-	-	-	194	-24%	194
	2023	65	50	79	61	54	62	62	63	65	60	59	70	255	▼	750

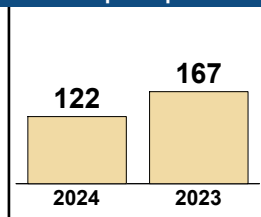
Dashboard

**Court:** Rappahannock Circuit **Circuit/Court ID:** 20 220157  
**Start/End Date:** Jan-23 / Apr-24 **Type of Case:** Dispositions  
**2023 Average Month:** 41 **2024 Average Month:**31  
**Jan-Apr 2023:** 167 **Jan-Apr 2024 :** 122  
**Dispositions Trending:** ▼ **Overall AVG. Month:** 39

Monthly Dispositions Summary



Jan --- Apr Dispositions



Dispositions by Division

Divisions		Jan	Feb	Mar	Apr	May	Jun	Jul	Aug	Sep	Oct	Nov	Dec	Thru Apr	% Change	Total
<b>Total</b>	2024	24	31	20	47	-	-	-	-	-	-	-	-	122	-27%	122
	2023	46	35	55	31	35	41	25	42	60	42	47	35	167	▼	494
<b>Civil</b>	2024	2	3	-	3	-	-	-	-	-	-	-	-	8	-60%	8
	2023	3	2	4	11	2	1	7	6	11	2	2	4	20	▼	55
<b>Criminal</b>	2024	6	10	7	21	-	-	-	-	-	-	-	-	44	29%	44
	2023	3	10	14	7	7	20	7	8	22	26	29	5	34	▲	158
<b>Concealed Handgun Permits</b>	2024	10	8	11	20	-	-	-	-	-	-	-	-	49	-40%	49
	2023	29	13	30	10	10	9	1	12	23	8	10	13	82	▼	168
<b>Miscellaneous/ Other</b>	2024	6	10	2	3	-	-	-	-	-	-	-	-	21	-32%	21
	2023	11	10	7	3	16	11	10	15	4	6	6	13	31	▼	112
<b>Others</b>	2024	-	-	-	-	-	-	-	-	-	-	-	-	0	0	0
	2023	-	-	-	-	-	-	-	1	-	-	-	-	0	↔	1

Dispositions by Case Category

Case Categories		Jan	Feb	Mar	Apr	May	Jun	Jul	Aug	Sep	Oct	Nov	Dec	Thru Apr	% Change	Total
<b>Administrative Law</b>	2024	-	-	-	-	-	-	-	-	-	-	-	-	0	-100%	0
	2023	-	-	1	-	-	-	-	-	-	-	-	-	-	1	▼
<b>Capital Murder</b>	2024	-	-	-	2	-	-	-	-	-	-	-	-	2	2	2
	2023	-	-	-	-	-	-	-	-	-	-	-	-	0	↔	0
<b>Contested Divorce</b>	2024	-	-	-	-	-	-	-	-	-	-	-	-	0	-100%	0
	2023	-	1	1	-	2	-	-	1	1	-	1	2	2	▼	9
<b>Domestic and Family - Level 1</b>	2024	-	1	-	1	-	-	-	-	-	-	-	-	2	-80%	2
	2023	1	-	-	9	-	-	3	-	-	-	-	-	10	▼	13
<b>Domestic and Family - Level 2</b>	2024	-	1	-	-	-	-	-	-	-	-	-	-	1	0%	1
	2023	1	-	-	-	-	-	-	-	-	-	-	-	1	↔	1
<b>Felonies and Related Matters</b>	2024	3	5	3	14	-	-	-	-	-	-	-	-	25	14%	25
	2023	3	6	8	5	3	15	5	4	9	19	21	3	22	▲	101
<b>General Civil - Level 2</b>	2024	2	1	-	3	-	-	-	-	-	-	-	-	6	20%	6
	2023	1	-	3	1	2	1	1	3	-	2	1	2	5	▲	17
<b>General Civil - Level 3</b>	2024	-	-	-	-	-	-	-	-	-	-	-	-	0	-100%	0
	2023	2	1	1	1	1	1	3	2	10	-	-	1	5	▼	23
<b>Miscellaneous Civil</b>	2024	15	14	13	22	-	-	-	-	-	-	-	-	64	-30%	64
	2023	32	17	31	11	13	11	2	17	25	8	14	13	91	▼	194
<b>Misdemeanor</b>	2024	2	3	4	2	-	-	-	-	-	-	-	-	11	0%	11
	2023	-	3	6	2	4	5	2	3	11	4	5	2	11	↔	47
<b>Other</b>	2024	-	3	-	-	-	-	-	-	-	-	-	-	3	-81%	3
	2023	6	5	4	1	9	8	7	7	2	5	1	12	16	▼	67
<b>Other Criminally Related Matters</b>	2024	1	2	-	3	-	-	-	-	-	-	-	-	6	500%	6
	2023	-	1	-	-	-	-	-	1	2	3	3	-	1	▲	10
<b>Probates/Wills &amp; Trusts - Level 2</b>	2024	-	-	-	-	-	-	-	-	-	-	-	-	0	0	0
	2023	-	-	-	-	1	-	-	1	-	1	-	-	0	↔	3
<b>Uncontested Divorce</b>	2024	1	1	-	-	-	-	-	-	-	-	-	-	2	0%	2
	2023	-	1	-	1	-	-	2	3	-	-	1	-	2	↔	8

# CPSS-CCMS-10.11 CASELOAD STATISTICS OF THE CIRCUIT COURTS

Henry

January 2023 -- April 2024 Dispositions


Alexandria and Fairfax Circuit are not Included in State Totals

## Dashboard

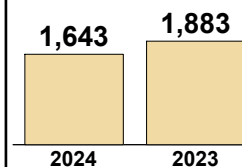
**Court:** Henry Circuit  
**Start/End Date:** Jan-23 / Apr-24  
**2023 Average Month:** 415  
**Jan-Apr 2023:** 1,883  
**Dispositions Trending:** ▼

**Circuit/Court ID:** 21 221089  
**Type of Case:** Dispositions  
**2024 Average Month:** 411  
**Jan-Apr 2024 :** 1,643  
**Overall AVG. Month:** 414

## Monthly Dispositions Summary



## Jan --- Apr Dispositions



## Dispositions by Division

Divisions		Jan	Feb	Mar	Apr	May	Jun	Jul	Aug	Sep	Oct	Nov	Dec	Thru Apr	% Change	Total
<b>Total</b>	2024	466	417	348	412	-	-	-	-	-	-	-	-	1,643	-13%	1,643
	2023	482	550	391	460	392	487	274	410	442	390	401	303	1,883	▼	4,982
<b>Civil</b>	2024	34	33	43	38	-	-	-	-	-	-	-	-	148	-7%	148
	2023	46	44	38	31	39	28	19	35	37	30	44	26	159	▼	417
<b>Criminal</b>	2024	250	213	155	214	-	-	-	-	-	-	-	-	832	-10%	832
	2023	242	265	210	211	207	284	117	214	229	207	219	169	928	▼	2,574
<b>Concealed Handgun Permits</b>	2024	115	86	85	88	-	-	-	-	-	-	-	-	374	-29%	374
	2023	132	160	85	153	73	102	63	80	104	89	76	47	530	▼	1,164
<b>Miscellaneous/ Other</b>	2024	67	85	64	72	-	-	-	-	-	-	-	-	288	9%	288
	2023	62	81	58	64	73	73	75	81	72	64	62	61	265	▲	826
<b>Others</b>	2024	-	-	1	-	-	-	-	-	-	-	-	-	1	0%	1
	2023	-	-	-	1	-	-	-	-	-	-	-	-	1	↔	1

## Dispositions by Case Category

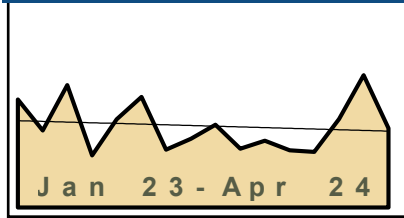
Case Categories		Jan	Feb	Mar	Apr	May	Jun	Jul	Aug	Sep	Oct	Nov	Dec	Thru Apr	% Change	Total
<b>Administrative Law</b>	2024	1	-	-	-	-	-	-	-	-	-	-	-	1	0%	1
	2023	-	-	1	-	-	-	-	-	-	-	-	-	1	↔	1
<b>Capital Murder</b>	2024	-	-	-	-	-	-	-	-	-	-	-	-	0	0	0
	2023	-	-	-	-	-	-	4	-	-	-	-	-	0	↔	4
<b>Contested Divorce</b>	2024	5	-	6	6	-	-	-	-	-	-	-	-	17	-11%	17
	2023	6	1	9	3	3	9	2	4	5	5	11	2	19	▼	60
<b>Domestic and Family - Level 1</b>	2024	3	4	3	5	-	-	-	-	-	-	-	-	15	-59%	15
	2023	12	16	7	2	8	1	2	3	11	8	1	8	37	▼	79
<b>Domestic and Family - Level 2</b>	2024	2	1	2	1	-	-	-	-	-	-	-	-	6	-33%	6
	2023	4	2	2	1	1	1	1	2	2	5	2	1	9	▼	24
<b>Felonies and Related Matters</b>	2024	169	145	111	163	-	-	-	-	-	-	-	-	588	-13%	588
	2023	173	191	152	156	134	202	71	131	153	146	155	131	672	▼	1,795
<b>General Civil - Level 2</b>	2024	8	5	1	4	-	-	-	-	-	-	-	-	18	100%	18
	2023	2	2	3	2	3	6	3	7	5	2	4	1	9	▲	40
<b>General Civil - Level 3</b>	2024	8	7	11	8	-	-	-	-	-	-	-	-	34	26%	34
	2023	5	14	4	4	5	1	2	5	5	3	11	3	27	▲	62
<b>Miscellaneous Civil</b>	2024	139	114	110	117	-	-	-	-	-	-	-	-	480	-24%	480
	2023	148	186	110	184	89	129	95	113	123	114	88	59	628	▼	1,438
<b>Misdemeanor</b>	2024	72	58	26	46	-	-	-	-	-	-	-	-	202	-14%	202
	2023	64	67	55	49	59	74	34	71	67	55	47	33	235	▼	675
<b>Other</b>	2024	42	55	42	41	-	-	-	-	-	-	-	-	180	8%	180
	2023	47	53	32	35	57	44	43	48	52	38	49	48	167	▲	546
<b>Other Criminally Related Matters</b>	2024	9	10	18	5	-	-	-	-	-	-	-	-	42	100%	42
	2023	5	7	3	6	14	8	10	12	9	6	17	6	21	▲	103
<b>Probates/Wills &amp; Trusts - Level 1</b>	2024	-	1	-	1	-	-	-	-	-	-	-	-	2	100%	2
	2023	-	-	1	-	-	-	1	-	2	-	1	-	1	▲	5
<b>Probates/Wills &amp; Trusts - Level 2</b>	2024	1	1	1	6	-	-	-	-	-	-	-	-	9	-18%	9
	2023	5	1	3	2	1	5	-	1	1	2	4	5	11	▼	30
<b>Uncontested Divorce</b>	2024	7	16	17	9	-	-	-	-	-	-	-	-	49	7%	49
	2023	11	10	9	16	18	7	6	13	7	6	11	6	46	▲	120

Dashboard

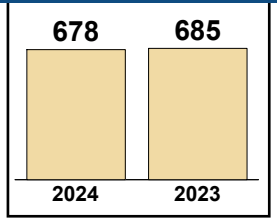
**Court:** Patrick Circuit  
**Start/End Date:** Jan-23 / Apr-24  
**2023 Average Month:** 151  
**Jan-Apr 2023:** 685  
**Dispositions Trending:** ⇌

**Circuit/Court ID:** 21 221141  
**Type of Case:** Dispositions  
**2024 Average Month:** 170  
**Jan-Apr 2024 :** 678  
**Overall AVG. Month:** 156

Monthly Dispositions Summary



Jan --- Apr Dispositions



Dispositions by Division

Divisions		Jan	Feb	Mar	Apr	May	Jun	Jul	Aug	Sep	Oct	Nov	Dec	Thru Apr	% Change	Total
<b>Total</b>	2024	106	169	252	151	-	-	-	-	-	-	-	-	678	-1%	678
	2023	206	147	233	99	168	211	110	131	158	112	127	109	685	▼	1,811
<b>Civil</b>	2024	4	11	15	5	-	-	-	-	-	-	-	-	35	40%	35
	2023	2	6	12	5	11	12	7	9	3	4	2	1	25	▲	74
<b>Criminal</b>	2024	42	90	183	117	-	-	-	-	-	-	-	-	432	16%	432
	2023	141	112	93	26	112	137	69	70	110	65	91	77	372	▲	1,103
<b>Concealed Handgun Permits</b>	2024	54	66	43	28	-	-	-	-	-	-	-	-	191	-30%	191
	2023	60	25	122	64	37	52	26	49	35	28	26	27	271	▼	551
<b>Miscellaneous/ Other</b>	2024	6	2	11	1	-	-	-	-	-	-	-	-	20	18%	20
	2023	3	4	6	4	8	10	7	3	10	15	8	4	17	▲	82
<b>Others</b>	2024	-	-	-	-	-	-	-	-	-	-	-	-	0	0	0
	2023	-	-	-	-	-	-	1	-	-	-	-	-	0	↔	1

Dispositions by Case Category

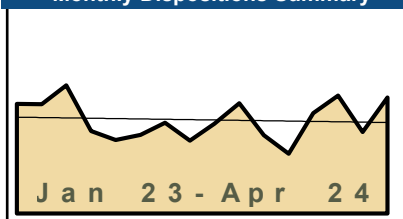
Case Categories		Jan	Feb	Mar	Apr	May	Jun	Jul	Aug	Sep	Oct	Nov	Dec	Thru Apr	% Change	Total
<b>Administrative Law</b>	2024	-	-	-	-	-	-	-	-	-	-	-	-	0	0	0
	2023	-	-	-	-	-	1	-	-	-	-	-	-	0	↔	1
<b>Contested Divorce</b>	2024	-	3	2	1	-	-	-	-	-	-	-	-	6	0%	6
	2023	-	1	3	2	4	-	2	3	-	2	1	1	6	↔	19
<b>Domestic and Family - Level 1</b>	2024	-	-	2	2	-	-	-	-	-	-	-	-	4	4	4
	2023	-	-	-	-	-	2	-	1	-	-	-	-	0	↔	3
<b>Domestic and Family - Level 2</b>	2024	-	-	-	-	-	-	-	-	-	-	-	-	0	-100%	0
	2023	-	-	1	2	-	-	-	-	1	-	-	1	3	▼	5
<b>Felonies and Related Matters</b>	2024	35	59	154	68	-	-	-	-	-	-	-	-	316	18%	316
	2023	122	61	68	16	69	101	47	40	88	44	62	45	267	▲	763
<b>General Civil - Level 1</b>	2024	1	-	-	-	-	-	-	-	-	-	-	-	1	1	1
	2023	-	-	-	-	-	-	-	-	-	-	-	-	0	↔	0
<b>General Civil - Level 2</b>	2024	-	2	1	-	-	-	-	-	-	-	-	-	3	200%	3
	2023	-	-	1	-	-	1	2	-	1	2	-	-	1	▲	7
<b>General Civil - Level 3</b>	2024	-	2	2	1	-	-	-	-	-	-	-	-	5	-17%	5
	2023	1	2	3	-	2	6	1	-	-	2	-	-	6	▼	17
<b>Miscellaneous Civil</b>	2024	60	68	54	29	-	-	-	-	-	-	-	-	211	-26%	211
	2023	63	29	127	68	44	59	32	52	45	40	34	30	287	▼	623
<b>Misdemeanor</b>	2024	7	23	28	43	-	-	-	-	-	-	-	-	101	9%	101
	2023	19	39	25	10	32	34	22	17	20	14	23	30	93	▲	285
<b>Other</b>	2024	-	-	-	-	-	-	-	-	-	-	-	-	0	0	0
	2023	-	-	-	-	-	-	1	-	-	-	-	-	0	↔	1
<b>Other Criminally Related Matters</b>	2024	-	8	1	6	-	-	-	-	-	-	-	-	15	25%	15
	2023	-	12	-	-	12	2	-	13	2	7	6	2	12	▲	56
<b>Probates/Wills &amp; Trusts - Level 2</b>	2024	-	1	4	1	-	-	-	-	-	-	-	-	6	100%	6
	2023	-	1	2	-	3	2	-	-	-	-	-	-	3	▲	8
<b>Uncontested Divorce</b>	2024	3	3	4	-	-	-	-	-	-	-	-	-	10	43%	10
	2023	1	2	3	1	2	3	3	5	1	1	1	-	7	▲	23

Dashboard

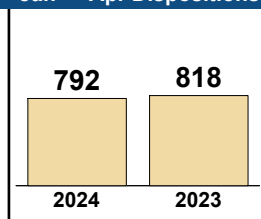
**Court:** Martinsville Circuit  
**Start/End Date:** Jan-23 / Apr-24  
**2023 Average Month:** 172  
**Jan-Apr 2023:** 818  
**Dispositions Trending:** ▼

**Circuit/Court ID:** 21 221690  
**Type of Case:** Dispositions  
**2024 Average Month:** 198  
**Jan-Apr 2024 :** 792  
**Overall AVG. Month:** 179

Monthly Dispositions Summary



Jan --- Apr Dispositions



Dispositions by Division

Divisions		Jan	Feb	Mar	Apr	May	Jun	Jul	Aug	Sep	Oct	Nov	Dec	Thru Apr	% Change	Total
<b>Total</b>	2024	191	225	155	221	-	-	-	-	-	-	-	-	792	-3%	792
	2023	209	208	244	157	140	150	173	139	171	210	149	114	818	▼	2,064
<b>Civil</b>	2024	14	5	15	14	-	-	-	-	-	-	-	-	48	9%	48
	2023	14	5	12	13	5	5	12	9	3	5	7	5	44	▲	95
<b>Criminal</b>	2024	114	147	99	148	-	-	-	-	-	-	-	-	508	-10%	508
	2023	146	165	135	119	91	113	108	82	138	155	101	84	565	▼	1,437
<b>Concealed Handgun Permits</b>	2024	5	19	24	19	-	-	-	-	-	-	-	-	67	-6%	67
	2023	17	14	33	7	13	12	15	11	11	18	10	11	71	▼	172
<b>Miscellaneous/ Other</b>	2024	58	54	17	40	-	-	-	-	-	-	-	-	169	22%	169
	2023	32	24	64	18	31	20	38	37	19	32	31	13	138	▲	359
<b>Others</b>	2024	-	-	-	-	-	-	-	-	-	-	-	-	0	0	0
	2023	-	-	-	-	-	-	-	-	-	-	-	1	0	↔	1

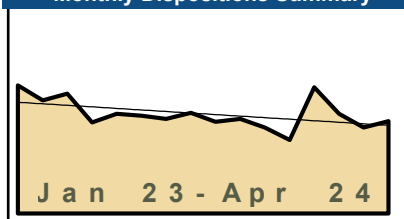
Dispositions by Case Category

Case Categories		Jan	Feb	Mar	Apr	May	Jun	Jul	Aug	Sep	Oct	Nov	Dec	Thru Apr	% Change	Total
<b>Administrative Law</b>	2024	-	-	1	-	-	-	-	-	-	-	-	-	1	1	1
	2023	-	-	-	-	-	1	-	-	-	-	1	-	0	↔	2
<b>Capital Murder</b>	2024	-	-	-	-	-	-	-	-	-	-	-	-	0	-100%	0
	2023	-	-	1	-	-	-	-	-	-	-	-	-	1	▼	1
<b>Contested Divorce</b>	2024	1	2	-	1	-	-	-	-	-	-	-	-	4	33%	4
	2023	1	-	1	1	3	1	2	1	1	1	-	-	3	▲	12
<b>Domestic and Family - Level 1</b>	2024	2	-	-	-	-	-	-	-	-	-	-	-	2	-50%	2
	2023	4	-	-	-	-	-	1	-	-	-	-	2	4	▼	7
<b>Domestic and Family - Level 2</b>	2024	1	-	-	-	-	-	-	-	-	-	-	-	1	1	1
	2023	-	-	-	-	-	-	-	-	-	-	-	-	0	↔	0
<b>Felonies and Related Matters</b>	2024	68	76	65	97	-	-	-	-	-	-	-	-	306	-18%	306
	2023	100	103	84	86	68	78	51	45	102	113	62	63	373	▼	955
<b>General Civil - Level 1</b>	2024	-	-	-	1	-	-	-	-	-	-	-	-	1	1	1
	2023	-	-	-	-	-	1	2	-	-	-	-	-	0	↔	3
<b>General Civil - Level 2</b>	2024	3	1	2	4	-	-	-	-	-	-	-	-	10	11%	10
	2023	1	1	4	3	1	-	3	3	1	1	1	-	9	▲	19
<b>General Civil - Level 3</b>	2024	6	24	2	6	-	-	-	-	-	-	-	-	38	100%	38
	2023	5	2	5	7	10	1	1	6	-	1	3	1	19	▲	42
<b>Miscellaneous Civil</b>	2024	18	27	29	27	-	-	-	-	-	-	-	-	101	6%	101
	2023	24	18	42	11	18	18	25	19	17	25	15	15	95	▲	247
<b>Misdemeanor</b>	2024	37	30	23	39	-	-	-	-	-	-	-	-	129	13%	129
	2023	26	35	28	25	12	27	22	23	28	31	29	11	114	▲	297
<b>Other</b>	2024	44	24	11	29	-	-	-	-	-	-	-	-	108	-1%	108
	2023	25	18	54	12	17	14	26	22	13	24	26	10	109	▼	261
<b>Other Criminally Related Matters</b>	2024	9	41	11	12	-	-	-	-	-	-	-	-	73	-5%	73
	2023	20	27	22	8	11	8	35	14	8	11	10	10	77	▼	184
<b>Probates/Wills &amp; Trusts - Level 2</b>	2024	2	-	6	3	-	-	-	-	-	-	-	-	11	38%	11
	2023	2	4	-	2	-	-	-	2	1	2	1	1	8	▲	15
<b>Uncontested Divorce</b>	2024	-	-	5	2	-	-	-	-	-	-	-	-	7	17%	7
	2023	1	-	3	2	-	1	5	4	-	1	1	1	6	▲	19

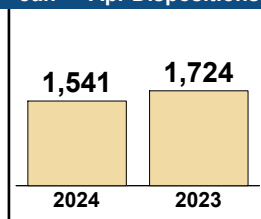
Dashboard

**Court:** Franklin County Circuit **Circuit/Court ID:** 22 222067  
**Start/End Date:** Jan-23 / Apr-24 **Type of Case:** Dispositions  
**2023 Average Month:** 378 **2024 Average Month:** 385  
**Jan-Apr 2023:** 1,724 **Jan-Apr 2024 :** 1,541  
**Dispositions Trending:** ▼ **Overall AVG. Month:** 380

Monthly Dispositions Summary



Jan --- Apr Dispositions



Dispositions by Division

Divisions		Jan	Feb	Mar	Apr	May	Jun	Jul	Aug	Sep	Oct	Nov	Dec	Thru Apr	% Change	Total
<b>Total</b>	2024	481	380	328	352	-	-	-	-	-	-	-	-	1,541	-11%	1,541
	2023	489	431	457	347	380	373	360	384	349	361	328	280	1,724	▼	4,539
<b>Civil</b>	2024	54	46	41	38	32	49	62	73	44	58	17	70	179	-34%	179
	2023	112	53	64	44	32	49	62	73	44	58	17	70	273	▼	678
<b>Criminal</b>	2024	213	168	181	102	170	180	204	140	223	197	153	125	664	-22%	664
	2023	244	180	207	218	170	180	204	140	223	197	153	125	849	▼	2,241
<b>Concealed Handgun Permits</b>	2024	197	143	82	191	-	-	-	-	-	-	-	-	613	17%	613
	2023	113	178	160	71	159	124	61	140	63	79	140	63	522	▲	1,351
<b>Miscellaneous/ Other</b>	2024	17	23	24	21	-	-	-	-	-	-	-	-	85	8%	85
	2023	19	20	26	14	18	20	33	31	18	27	18	22	79	▲	266
<b>Others</b>	2024	-	-	-	-	-	-	-	-	-	-	-	-	0	-100%	0
	2023	1	-	-	-	1	-	-	-	1	-	-	-	1	▼	3

Dispositions by Case Category

Case Categories		Jan	Feb	Mar	Apr	May	Jun	Jul	Aug	Sep	Oct	Nov	Dec	Thru Apr	% Change	Total
<b>Administrative Law</b>	2024	-	-	1	-	-	-	-	-	-	-	-	-	1	1	1
	2023	-	-	-	-	-	-	-	-	-	-	-	-	0	↔	0
<b>Capital Murder</b>	2024	-	-	1	-	-	-	-	-	-	-	-	-	1	1	1
	2023	-	-	-	-	-	-	-	-	-	-	-	-	0	↔	0
<b>Contested Divorce</b>	2024	6	5	3	4	-	-	-	-	-	-	-	-	18	-5%	18
	2023	4	3	6	6	2	5	5	1	5	1	2	4	19	▼	44
<b>Domestic and Family - Level 1</b>	2024	20	8	12	4	-	-	-	-	-	-	-	-	44	-71%	44
	2023	82	16	37	18	8	18	21	32	2	17	6	33	153	▼	290
<b>Domestic and Family - Level 2</b>	2024	2	1	2	2	-	-	-	-	-	-	-	-	7	0%	7
	2023	2	5	-	-	2	6	1	6	4	1	1	4	7	↔	32
<b>Felonies and Related Matters</b>	2024	184	146	140	91	-	-	-	-	-	-	-	-	561	-19%	561
	2023	194	138	161	197	144	152	178	112	184	159	119	109	690	▼	1,847
<b>General Civil - Level 1</b>	2024	-	1	-	1	-	-	-	-	-	-	-	-	2	-33%	2
	2023	1	1	-	1	-	-	-	-	-	-	-	-	3	▼	3
<b>General Civil - Level 2</b>	2024	9	9	5	7	-	-	-	-	-	-	-	-	30	100%	30
	2023	2	6	5	2	7	4	13	9	5	7	4	5	15	▲	69
<b>General Civil - Level 3</b>	2024	3	8	4	3	-	-	-	-	-	-	-	-	18	-14%	18
	2023	7	9	2	3	4	6	6	6	14	9	3	8	21	▼	77
<b>Miscellaneous Civil</b>	2024	213	163	103	209	-	-	-	-	-	-	-	-	688	17%	688
	2023	129	195	183	82	173	141	91	167	77	105	152	82	589	▲	1,577
<b>Misdemeanor</b>	2024	28	25	36	7	-	-	-	-	-	-	-	-	96	-35%	96
	2023	44	39	46	18	24	24	23	22	30	34	28	18	147	▼	350
<b>Other</b>	2024	1	-	2	-	-	-	-	-	-	-	-	-	3	0%	3
	2023	1	2	-	-	1	-	2	2	2	5	-	-	3	↔	15
<b>Other Criminally Related Matters</b>	2024	3	2	4	5	-	-	-	-	-	-	-	-	14	0%	14
	2023	6	3	2	3	2	4	4	6	9	4	6	3	14	↔	52
<b>Probates/Wills &amp; Trusts - Level 1</b>	2024	-	1	1	-	-	-	-	-	-	-	-	-	2	2	2
	2023	-	-	-	-	-	-	-	-	2	-	-	-	0	↔	2
<b>Probates/Wills &amp; Trusts - Level 2</b>	2024	1	2	2	4	-	-	-	-	-	-	-	-	9	-47%	9
	2023	4	5	3	5	3	3	1	4	7	5	1	1	17	▼	42
<b>Protective Orders</b>	2024	-	-	1	-	-	-	-	-	-	-	-	-	1	1	1
	2023	-	-	-	-	-	1	-	2	1	-	-	1	0	↔	5
<b>Uncontested Divorce</b>	2024	11	9	11	15	-	-	-	-	-	-	-	-	46	0%	46
	2023	13	9	12	12	10	9	15	13	9	14	6	12	46	↔	134

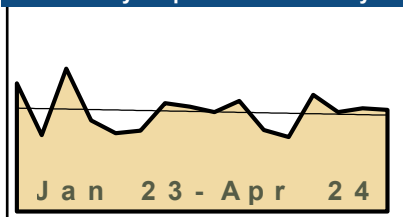


Dashboard

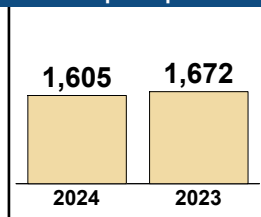
**Court:** Pittsylvania Circuit  
**Start/End Date:** Jan-23 / Apr-24  
**2023 Average Month:** 374  
**Jan-Apr 2023:** 1,672  
**Dispositions Trending:** ▼

**Circuit/Court ID:** 22 222143  
**Type of Case:** Dispositions  
**2024 Average Month:** 401  
**Jan-Apr 2024 :** 1,605  
**Overall AVG. Month:** 381

Monthly Dispositions Summary



Jan --- Apr Dispositions



Dispositions by Division

Divisions		Jan	Feb	Mar	Apr	May	Jun	Jul	Aug	Sep	Oct	Nov	Dec	Thru Apr	% Change	Total
<b>Total</b>	2024	445	379	394	387	-	-	-	-	-	-	-	-	1,605	-4%	1,605
	2023	489	291	545	347	298	308	413	400	379	421	311	284	1,672	▼	4,486
<b>Civil</b>	2024	46	27	38	28	-	-	-	-	-	-	-	-	139	-8%	139
	2023	31	31	52	37	29	25	52	43	26	19	21	44	151	▼	410
<b>Criminal</b>	2024	81	138	114	113	-	-	-	-	-	-	-	-	446	-6%	446
	2023	100	113	145	117	102	122	121	139	165	182	116	77	475	▼	1,499
<b>Concealed Handgun Permits</b>	2024	193	148	173	169	-	-	-	-	-	-	-	-	683	-7%	683
	2023	254	70	286	122	97	112	186	131	114	164	119	104	732	▼	1,759
<b>Miscellaneous/ Other</b>	2024	97	60	69	77	-	-	-	-	-	-	-	-	303	-3%	303
	2023	103	77	62	71	69	47	54	87	74	56	55	59	313	▼	814
<b>Others</b>	2024	28	6	-	-	-	-	-	-	-	-	-	-	34	3,300%	34
	2023	1	-	-	-	1	2	-	-	-	-	-	-	1	▲	4

Dispositions by Case Category

Case Categories		Jan	Feb	Mar	Apr	May	Jun	Jul	Aug	Sep	Oct	Nov	Dec	Thru Apr	% Change	Total
<b>Administrative Law</b>	2024	-	1	-	1	-	-	-	-	-	-	-	-	2	2	2
	2023	-	-	-	-	-	1	-	-	-	-	-	-	0	↔	1
<b>Capital Murder</b>	2024	-	-	-	-	-	-	-	-	-	-	-	-	0	-100%	0
	2023	-	-	1	-	-	-	-	-	-	-	-	-	1	▼	1
<b>Contested Divorce</b>	2024	2	2	5	5	-	-	-	-	-	-	-	-	14	-22%	14
	2023	-	4	10	4	3	2	5	5	2	3	4	11	18	▼	53
<b>Domestic and Family - Level 1</b>	2024	20	11	6	8	-	-	-	-	-	-	-	-	45	-12%	45
	2023	10	10	15	16	6	8	28	8	4	1	-	15	51	▼	121
<b>Domestic and Family - Level 2</b>	2024	1	2	10	3	-	-	-	-	-	-	-	-	16	220%	16
	2023	1	-	4	-	4	-	2	1	1	1	4	-	5	▲	18
<b>Felonies and Related Matters</b>	2024	69	98	85	82	-	-	-	-	-	-	-	-	334	-4%	334
	2023	69	88	106	84	72	90	92	107	130	140	87	60	347	▼	1,125
<b>General Civil - Level 1</b>	2024	-	-	-	-	-	-	-	-	-	-	-	-	0	-100%	0
	2023	1	1	1	-	-	-	-	1	1	-	-	-	3	▼	5
<b>General Civil - Level 2</b>	2024	6	3	2	1	-	-	-	-	-	-	-	-	12	-14%	12
	2023	6	2	3	3	4	3	1	10	3	3	2	2	14	▼	42
<b>General Civil - Level 3</b>	2024	2	4	8	3	-	-	-	-	-	-	-	-	17	6%	17
	2023	4	2	6	4	5	4	4	7	5	4	2	8	16	▲	55
<b>Miscellaneous Civil</b>	2024	208	168	193	187	-	-	-	-	-	-	-	-	756	-9%	756
	2023	281	96	305	145	112	129	201	170	128	182	138	122	827	▼	2,009
<b>Misdemeanor</b>	2024	11	37	24	25	-	-	-	-	-	-	-	-	97	-12%	97
	2023	27	22	34	27	30	29	25	25	34	33	27	17	110	▼	330
<b>Other</b>	2024	109	43	47	60	-	-	-	-	-	-	-	-	259	24%	259
	2023	72	50	45	42	53	30	38	41	57	38	36	39	209	▲	541
<b>Other Criminally Related Matters</b>	2024	2	3	5	6	-	-	-	-	-	-	-	-	16	-6%	16
	2023	4	3	4	6	-	3	5	7	1	10	2	3	17	▼	48
<b>Probates/Wills &amp; Trusts - Level 1</b>	2024	-	-	-	-	-	-	-	-	-	-	-	-	0	0	0
	2023	-	-	-	-	-	-	-	-	-	-	-	1	0	↔	1
<b>Probates/Wills &amp; Trusts - Level 2</b>	2024	1	1	1	1	-	-	-	-	-	-	-	-	4	-33%	4
	2023	1	1	1	3	-	1	-	2	-	2	1	2	6	▼	14
<b>Uncontested Divorce</b>	2024	14	6	8	5	-	-	-	-	-	-	-	-	33	-31%	33
	2023	13	12	10	13	9	8	12	16	13	4	7	5	48	▼	122

Dashboard		Monthly Dispositions Summary		Jan --- Apr Dispositions					
<p><b>Court:</b> Danville Circuit  <b>Start/End Date:</b> Jan-23 / Apr-24  <b>2023 Average Month:</b> 448  <b>Jan-Apr 2023:</b> 1,926  <b>Dispositions Trending:</b> ↔</p>	<p><b>Circuit/Court ID:</b> 22 222590  <b>Type of Case:</b> Dispositions  <b>2024 Average Month:</b> 481  <b>Jan-Apr 2024 :</b> 1,925  <b>Overall AVG. Month:</b> 457</p>	<p>Jan 23 - Apr 24</p>		<table border="1" style="margin: auto;"> <tr> <td style="text-align: center; width: 50px;">1,925</td> <td style="text-align: center; width: 50px;">1,926</td> </tr> <tr> <td style="text-align: center;">2024</td> <td style="text-align: center;">2023</td> </tr> </table>		1,925	1,926	2024	2023
1,925	1,926								
2024	2023								


Dispositions by Division																
Divisions		Jan	Feb	Mar	Apr	May	Jun	Jul	Aug	Sep	Oct	Nov	Dec	Thru Apr	% Change	Total
<b>Total</b>	2024	455	432	485	553	-	-	-	-	-	-	-	-	1,925	0%	1,925
	2023	581	401	502	442	402	416	354	483	274	863	351	310	1,926	▼	5,379
<b>Civil</b>	2024	41	36	77	60	-	-	-	-	-	-	-	-	214	106%	214
	2023	35	22	20	27	35	29	18	48	24	52	59	74	104	▲	443
<b>Criminal</b>	2024	243	263	219	311	-	-	-	-	-	-	-	-	1,036	-16%	1,036
	2023	391	227	312	298	165	271	194	259	131	583	189	89	1,228	▼	3,109
<b>Concealed Handgun Permits</b>	2024	44	45	67	46	-	-	-	-	-	-	-	-	202	-13%	202
	2023	69	53	86	25	88	24	49	60	48	37	31	55	233	▼	625
<b>Miscellaneous/ Other</b>	2024	127	88	122	136	-	-	-	-	-	-	-	-	473	31%	473
	2023	86	98	84	92	114	92	93	116	71	191	72	92	360	▲	1,201
<b>Others</b>	2024	-	-	-	-	-	-	-	-	-	-	-	-	0	-100%	0
	2023	-	1	-	-	-	-	-	-	-	-	-	-	1	▼	1

Dispositions by Case Category																
Case Categories		Jan	Feb	Mar	Apr	May	Jun	Jul	Aug	Sep	Oct	Nov	Dec	Thru Apr	% Change	Total
<b>Administrative Law</b>	2024	-	-	-	1	-	-	-	-	-	-	-	-	1	1	1
	2023	-	-	-	-	-	-	-	-	-	1	1	1	0	↔	3
<b>Capital Murder</b>	2024	-	-	3	-	-	-	-	-	-	-	-	-	3	3	3
	2023	-	-	-	-	-	-	-	-	-	-	-	-	0	↔	0
<b>Contested Divorce</b>	2024	2	1	4	2	-	-	-	-	-	-	-	-	9	-18%	9
	2023	3	3	2	3	3	4	2	7	1	5	2	6	11	▼	41
<b>Domestic and Family - Level 1</b>	2024	7	5	40	12	-	-	-	-	-	-	-	-	64	220%	64
	2023	7	3	4	6	2	4	1	8	2	2	15	15	20	▲	69
<b>Domestic and Family - Level 2</b>	2024	3	4	2	13	-	-	-	-	-	-	-	-	22	1,000%	22
	2023	1	-	1	-	-	1	-	-	-	16	-	11	2	▲	30
<b>Felonies and Related Matters</b>	2024	175	172	148	222	-	-	-	-	-	-	-	-	717	-14%	717
	2023	260	166	204	207	99	192	128	192	97	293	133	67	837	▼	2,038
<b>General Civil - Level 1</b>	2024	3	1	1	-	-	-	-	-	-	-	-	-	5	5	5
	2023	-	-	-	-	3	-	-	1	3	3	1	2	0	↔	13
<b>General Civil - Level 2</b>	2024	11	7	7	13	-	-	-	-	-	-	-	-	38	90%	38
	2023	6	4	5	5	4	5	5	7	8	25	8	16	20	▲	98
<b>General Civil - Level 3</b>	2024	11	17	16	7	-	-	-	-	-	-	-	-	51	155%	51
	2023	4	8	3	5	12	12	5	15	6	20	13	18	20	▲	121
<b>Miscellaneous Civil</b>	2024	66	59	97	88	-	-	-	-	-	-	-	-	310	9%	310
	2023	76	74	97	37	99	40	75	119	55	115	38	92	284	▲	917
<b>Misdemeanor</b>	2024	64	91	53	69	-	-	-	-	-	-	-	-	277	-23%	277
	2023	134	53	96	75	58	66	55	74	29	280	60	18	358	▼	998
<b>Other</b>	2024	93	69	87	85	-	-	-	-	-	-	-	-	334	12%	334
	2023	75	76	71	76	101	71	64	50	58	77	59	43	298	▲	821
<b>Other Criminally Related Matters</b>	2024	11	5	15	25	-	-	-	-	-	-	-	-	56	2%	56
	2023	11	9	13	22	11	14	11	5	6	16	6	4	55	▲	128
<b>Probates/Wills &amp; Trusts - Level 1</b>	2024	-	-	1	1	-	-	-	-	-	-	-	-	2	2	2
	2023	-	-	-	-	1	-	-	-	-	-	-	1	0	↔	2
<b>Probates/Wills &amp; Trusts - Level 2</b>	2024	2	-	2	1	-	-	-	-	-	-	-	-	5	5	5
	2023	-	-	-	-	1	-	3	1	5	2	3	2	0	↔	17
<b>Uncontested Divorce</b>	2024	7	1	9	14	-	-	-	-	-	-	-	-	31	48%	31
	2023	4	5	6	6	8	7	5	4	4	8	12	14	21	▲	83

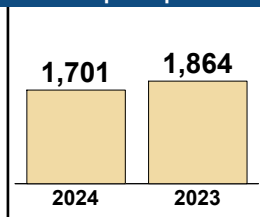
Dashboard

**Court:** Roanoke County Circuit **Circuit/Court ID:** 23 223161  
**Start/End Date:** Jan-23 / Apr-24 **Type of Case:** Dispositions  
**2023 Average Month:** 419 **2024 Average Month:** 425  
**Jan-Apr 2023:** 1,864 **Jan-Apr 2024 :** 1,701  
**Dispositions Trending:** ▼ **Overall AVG. Month:** 421

Monthly Dispositions Summary



Jan --- Apr Dispositions



Dispositions by Division

Divisions		Jan	Feb	Mar	Apr	May	Jun	Jul	Aug	Sep	Oct	Nov	Dec	Thru Apr	% Change	Total
<b>Total</b>	2024	343	379	506	473	-	-	-	-	-	-	-	-	1,701	-9%	1,701
	2023	442	454	529	439	401	367	444	454	383	379	326	412	1,864	▼	5,030
<b>Civil</b>	2024	42	40	53	57	61	40	48	61	52	43	43	44	192	-14%	192
	2023	43	68	61	51	61	40	48	61	52	43	43	44	223	▼	615
<b>Criminal</b>	2024	146	150	196	175	-	-	-	-	-	-	-	-	667	8%	667
	2023	122	150	201	143	114	120	196	196	149	164	133	162	616	▲	1,850
<b>Concealed Handgun Permits</b>	2024	114	153	211	184	-	-	-	-	-	-	-	-	662	-24%	662
	2023	233	195	224	215	195	164	158	146	120	134	119	176	867	▼	2,079
<b>Miscellaneous/ Other</b>	2024	41	36	46	57	-	-	-	-	-	-	-	-	180	14%	180
	2023	44	41	43	30	31	43	42	51	62	38	31	29	158	▲	485
<b>Others</b>	2024	-	-	-	-	-	-	-	-	-	-	-	-	0	0	0
	2023	-	-	-	-	-	-	-	-	-	-	-	1	0	↔	1

Dispositions by Case Category

Case Categories		Jan	Feb	Mar	Apr	May	Jun	Jul	Aug	Sep	Oct	Nov	Dec	Thru Apr	% Change	Total
<b>Administrative Law</b>	2024	-	1	-	-	-	-	-	-	-	-	-	-	1	-50%	1
	2023	-	2	-	-	-	1	2	-	1	-	-	-	2	▼	6
<b>Capital Murder</b>	2024	-	-	-	-	-	-	-	-	-	-	-	-	0	-100%	0
	2023	-	-	1	-	-	-	-	-	-	-	-	-	1	▼	1
<b>Contested Divorce</b>	2024	7	5	5	8	-	-	-	-	-	-	-	-	25	-14%	25
	2023	5	11	8	5	11	1	9	8	9	5	3	3	29	▼	78
<b>Domestic and Family - Level 1</b>	2024	3	3	10	5	-	-	-	-	-	-	-	-	21	11%	21
	2023	1	8	5	5	9	9	8	10	7	13	12	6	19	▲	93
<b>Domestic and Family - Level 2</b>	2024	2	4	6	4	-	-	-	-	-	-	-	-	16	45%	16
	2023	2	2	5	2	1	2	3	3	1	4	3	1	11	▲	29
<b>Felonies and Related Matters</b>	2024	111	127	154	144	-	-	-	-	-	-	-	-	536	10%	536
	2023	85	128	161	113	96	91	156	157	108	128	110	128	487	▲	1,461
<b>General Civil - Level 1</b>	2024	2	-	1	2	-	-	-	-	-	-	-	-	5	150%	5
	2023	1	-	1	1	-	-	-	-	-	1	1	-	2	▲	4
<b>General Civil - Level 2</b>	2024	9	7	12	18	-	-	-	-	-	-	-	-	46	2%	46
	2023	14	8	12	11	12	11	5	10	12	4	12	8	45	▲	119
<b>General Civil - Level 3</b>	2024	5	7	4	8	-	-	-	-	-	-	-	-	24	0%	24
	2023	3	10	4	7	5	5	7	12	3	3	3	11	24	↔	73
<b>Miscellaneous Civil</b>	2024	155	187	258	234	-	-	-	-	-	-	-	-	834	-18%	834
	2023	274	233	266	245	222	202	197	195	181	170	148	202	1,018	▼	2,535
<b>Misdemeanor</b>	2024	22	17	40	24	-	-	-	-	-	-	-	-	103	11%	103
	2023	24	17	29	23	11	22	37	32	27	31	15	23	93	▲	291
<b>Other</b>	2024	-	-	-	1	-	-	-	-	-	-	-	-	1	-67%	1
	2023	-	1	2	-	1	1	-	-	5	-	-	2	3	▼	12
<b>Other Criminally Related Matters</b>	2024	13	6	7	7	-	-	-	-	-	-	-	-	33	-6%	33
	2023	13	5	10	7	7	7	3	7	14	6	8	11	35	▼	98
<b>Probates/Wills &amp; Trusts - Level 1</b>	2024	-	1	1	1	-	-	-	-	-	-	-	-	3	50%	3
	2023	1	1	-	-	1	1	-	-	2	-	-	-	2	▲	6
<b>Probates/Wills &amp; Trusts - Level 2</b>	2024	4	1	1	6	-	-	-	-	-	-	-	-	12	-25%	12
	2023	3	7	3	3	8	2	4	2	1	3	1	2	16	▼	39
<b>Uncontested Divorce</b>	2024	10	13	7	11	-	-	-	-	-	-	-	-	41	-47%	41
	2023	16	21	23	17	17	12	13	18	12	11	10	15	77	▼	185

Dashboard		Monthly Dispositions Summary		Jan --- Apr Dispositions	
<p><b>Court:</b> Roanoke Circuit  <b>Start/End Date:</b> Jan-23 / Apr-24  <b>2023 Average Month:</b> 393  <b>Jan-Apr 2023:</b> 1,579  <b>Dispositions Trending:</b> ▲</p>	<p><b>Circuit/Court ID:</b> 23 223770  <b>Type of Case:</b> Dispositions  <b>2024 Average Month:</b> 510  <b>Jan-Apr 2024 :</b> 2,039  <b>Overall AVG. Month:</b> 422</p>	<p>Jan 23 - Apr 24</p>		<p>2,039 (2024) vs 1,579 (2023)</p>	

Dispositions by Division																
Divisions		Jan	Feb	Mar	Apr	May	Jun	Jul	Aug	Sep	Oct	Nov	Dec	Thru Apr	% Change	Total
<b>Total</b>	2024	715	383	464	477	-	-	-	-	-	-	-	-	2,039	29%	2,039
	2023	379	395	441	364	543	440	351	376	377	372	313	362	1,579	▲	4,713
<b>Civil</b>	2024	163	71	108	128	-	-	-	-	-	-	-	-	470	48%	470
	2023	58	80	96	83	138	99	68	92	120	90	68	58	317	▲	1,050
<b>Criminal</b>	2024	205	163	190	161	-	-	-	-	-	-	-	-	719	7%	719
	2023	153	169	203	144	167	188	158	161	161	134	137	177	669	▲	1,952
<b>Concealed Handgun Permits</b>	2024	39	100	135	120	-	-	-	-	-	-	-	-	394	-8%	394
	2023	119	122	93	94	162	116	86	79	55	104	82	84	428	▼	1,196
<b>Miscellaneous/ Other</b>	2024	308	49	31	68	-	-	-	-	-	-	-	-	456	176%	456
	2023	49	24	49	43	76	36	39	44	41	44	26	42	165	▲	513
<b>Others</b>	2024	-	-	-	-	-	-	-	-	-	-	-	-	0	0	0
	2023	-	-	-	-	-	1	-	-	-	-	-	-	0	↔	2

Dispositions by Case Category																
Case Categories		Jan	Feb	Mar	Apr	May	Jun	Jul	Aug	Sep	Oct	Nov	Dec	Thru Apr	% Change	Total
<b>Administrative Law</b>	2024	3	-	1	1	-	-	-	-	-	-	-	-	5	150%	5
	2023	-	2	-	-	-	-	-	-	-	1	-	-	-	2	▲
<b>Capital Murder</b>	2024	-	-	-	-	-	-	-	-	-	-	-	-	0	-100%	0
	2023	1	-	1	-	-	1	2	-	-	-	-	-	2	▼	5
<b>Contested Divorce</b>	2024	11	11	8	16	-	-	-	-	-	-	-	-	46	64%	46
	2023	9	4	8	7	11	6	10	9	10	9	9	6	28	▲	98
<b>Domestic and Family - Level 1</b>	2024	40	8	42	65	-	-	-	-	-	-	-	-	155	107%	155
	2023	-	38	18	19	28	51	5	33	41	25	13	11	75	▲	282
<b>Domestic and Family - Level 2</b>	2024	13	2	10	7	-	-	-	-	-	-	-	-	32	60%	32
	2023	5	3	6	6	5	1	-	5	1	5	4	3	20	▲	44
<b>Felonies and Related Matters</b>	2024	166	126	159	106	-	-	-	-	-	-	-	-	557	11%	557
	2023	108	136	153	107	120	153	103	123	110	106	91	144	504	▲	1,454
<b>General Civil - Level 1</b>	2024	4	2	-	4	-	-	-	-	-	-	-	-	10	25%	10
	2023	1	3	3	1	2	5	4	3	6	4	2	2	8	▲	36
<b>General Civil - Level 2</b>	2024	36	19	18	12	-	-	-	-	-	-	-	-	85	57%	85
	2023	9	9	22	14	38	14	11	13	15	16	6	20	54	▲	187
<b>General Civil - Level 3</b>	2024	21	16	8	12	-	-	-	-	-	-	-	-	57	78%	57
	2023	11	3	8	10	19	5	7	11	8	7	2	5	32	▲	96
<b>Miscellaneous Civil</b>	2024	334	142	164	181	-	-	-	-	-	-	-	-	821	40%	821
	2023	164	146	140	138	227	152	124	121	100	151	109	123	588	▲	1,695
<b>Misdemeanor</b>	2024	18	19	21	36	-	-	-	-	-	-	-	-	94	0%	94
	2023	17	21	34	22	20	23	37	23	36	17	21	18	94	↔	289
<b>Other</b>	2024	7	-	-	-	-	-	-	-	-	-	-	-	7	600%	7
	2023	-	-	-	1	2	1	1	-	2	-	-	2	1	▲	9
<b>Other Criminally Related Matters</b>	2024	21	22	18	20	-	-	-	-	-	-	-	-	81	16%	81
	2023	27	12	15	16	27	12	16	15	16	11	25	15	70	▲	207
<b>Probates/Wills &amp; Trusts - Level 1</b>	2024	1	-	-	1	-	-	-	-	-	-	-	-	2	0%	2
	2023	1	-	-	1	-	-	-	-	1	-	-	-	2	↔	4
<b>Probates/Wills &amp; Trusts - Level 2</b>	2024	10	-	4	3	-	-	-	-	-	-	-	-	17	6%	17
	2023	1	2	6	7	7	5	4	1	2	1	1	2	16	▲	39
<b>Uncontested Divorce</b>	2024	30	16	11	13	-	-	-	-	-	-	-	-	70	-16%	70
	2023	25	16	27	15	37	11	27	19	28	20	30	10	83	▼	265

Dashboard		Monthly Dispositions Summary		Jan --- Apr Dispositions					
<p><b>Court:</b> Salem Circuit  <b>Start/End Date:</b> Jan-23 / Apr-24  <b>2023 Average Month:</b> 103  <b>Jan-Apr 2023:</b> 446  <b>Dispositions Trending:</b> ⇌</p>	<p><b>Circuit/Court ID:</b> 23 223775  <b>Type of Case:</b> Dispositions  <b>2024 Average Month:</b> 113  <b>Jan-Apr 2024 :</b> 452  <b>Overall AVG. Month:</b> 106</p>	<p style="text-align: center; font-weight: bold; font-size: 1.2em;">Jan 23 - Apr 24</p>		<table border="1" style="margin: auto; border-collapse: collapse;"> <tr> <td style="text-align: center; font-weight: bold; font-size: 1.5em;">452</td> <td style="text-align: center; font-weight: bold; font-size: 1.5em;">446</td> </tr> <tr> <td style="text-align: center; font-size: 0.8em;">2024</td> <td style="text-align: center; font-size: 0.8em;">2023</td> </tr> </table>		452	446	2024	2023
452	446								
2024	2023								

Dispositions by Division																
Divisions		Jan	Feb	Mar	Apr	May	Jun	Jul	Aug	Sep	Oct	Nov	Dec	Thru Apr	% Change	Total
<b>Total</b>	2024	122	147	77	106	-	-	-	-	-	-	-	-	452	1%	452
	2023	125	112	117	92	105	109	71	145	78	93	108	81	446	▲	1,236
<b>Civil</b>	2024	21	15	7	18	-	-	-	-	-	-	-	-	61	24%	61
	2023	12	15	14	8	12	12	6	17	11	8	15	12	49	▲	142
<b>Criminal</b>	2024	61	68	28	40	-	-	-	-	-	-	-	-	197	-7%	197
	2023	67	50	55	39	56	45	33	76	40	56	42	37	211	▼	596
<b>Concealed Handgun Permits</b>	2024	32	43	35	39	-	-	-	-	-	-	-	-	149	-4%	149
	2023	42	35	39	40	27	38	27	35	21	22	39	28	156	▼	393
<b>Miscellaneous/ Other</b>	2024	8	21	7	9	-	-	-	-	-	-	-	-	45	50%	45
	2023	4	12	9	5	10	14	5	17	6	7	12	4	30	▲	105

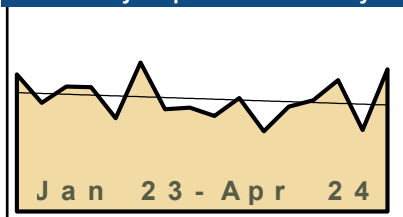
Dispositions by Case Category																
Case Categories		Jan	Feb	Mar	Apr	May	Jun	Jul	Aug	Sep	Oct	Nov	Dec	Thru Apr	% Change	Total
<b>Administrative Law</b>	2024	1	-	-	-	-	-	-	-	-	-	-	-	1	1	1
	2023	-	-	-	-	-	-	-	-	-	-	-	-	0	↔	0
<b>Contested Divorce</b>	2024	2	-	-	6	-	-	-	-	-	-	-	-	8	-27%	8
	2023	1	6	2	2	1	2	2	3	1	-	1	4	11	▼	25
<b>Domestic and Family - Level 1</b>	2024	3	-	2	2	-	-	-	-	-	-	-	-	7	0%	7
	2023	4	1	2	-	5	2	2	3	4	2	4	5	7	↔	34
<b>Domestic and Family - Level 2</b>	2024	1	2	-	1	-	-	-	-	-	-	-	-	4	0%	4
	2023	2	1	1	-	1	-	-	3	-	1	1	-	4	↔	10
<b>Felonies and Related Matters</b>	2024	47	53	23	28	-	-	-	-	-	-	-	-	151	-11%	151
	2023	57	38	46	28	42	35	27	52	32	51	36	30	169	▼	474
<b>General Civil - Level 1</b>	2024	-	2	1	-	-	-	-	-	-	-	-	-	3	3	3
	2023	-	-	-	-	-	-	-	1	-	1	-	-	0	↔	2
<b>General Civil - Level 2</b>	2024	7	11	-	7	-	-	-	-	-	-	-	-	25	108%	25
	2023	3	2	3	4	4	3	1	2	2	1	3	2	12	▲	30
<b>General Civil - Level 3</b>	2024	1	4	-	-	-	-	-	-	-	-	-	-	5	150%	5
	2023	-	-	1	1	-	4	-	-	1	-	2	-	2	▲	9
<b>Miscellaneous Civil</b>	2024	39	52	42	48	-	-	-	-	-	-	-	-	181	1%	181
	2023	46	44	46	44	34	49	31	51	27	28	50	30	180	▲	480
<b>Misdemeanor</b>	2024	9	15	2	6	-	-	-	-	-	-	-	-	32	-11%	32
	2023	10	9	7	10	13	10	6	20	7	5	6	7	36	▼	110
<b>Other</b>	2024	-	1	-	-	-	-	-	-	-	-	-	-	1	1	1
	2023	-	-	-	-	-	-	-	-	-	-	-	-	0	↔	0
<b>Other Criminally Related Matters</b>	2024	6	-	3	6	-	-	-	-	-	-	-	-	15	114%	15
	2023	-	3	2	2	1	-	-	4	1	1	-	-	7	▲	14
<b>Probates/Wills &amp; Trusts - Level 1</b>	2024	-	-	-	-	-	-	-	-	-	-	-	-	0	0	0
	2023	-	-	-	-	-	-	-	-	-	-	-	1	0	↔	1
<b>Probates/Wills &amp; Trusts - Level 2</b>	2024	1	4	-	-	-	-	-	-	-	-	-	-	5	25%	5
	2023	1	2	1	-	1	-	-	1	2	1	2	-	4	▲	11
<b>Uncontested Divorce</b>	2024	5	3	4	2	-	-	-	-	-	-	-	-	14	0%	14
	2023	1	6	6	1	3	4	2	5	1	2	3	2	14	↔	36

Dashboard

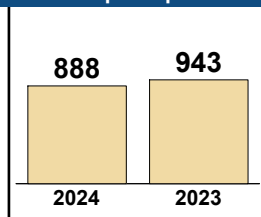
**Court:** Amherst Circuit  
**Start/End Date:** Jan-23 / Apr-24  
**2023 Average Month:** 212  
**Jan-Apr 2023:** 943  
**Dispositions Trending:** ▼

**Circuit/Court ID:** 24 224009  
**Type of Case:** Dispositions  
**2024 Average Month:** 222  
**Jan-Apr 2024 :** 888  
**Overall AVG. Month:** 215

Monthly Dispositions Summary



Jan --- Apr Dispositions



Dispositions by Division

Divisions		Jan	Feb	Mar	Apr	May	Jun	Jul	Aug	Sep	Oct	Nov	Dec	Thru Apr	% Change	Total
<b>Total</b>	2024	212	250	155	271	-	-	-	-	-	-	-	-	888	-6%	888
	2023	261	207	238	237	178	284	195	198	182	216	153	200	943	▼	2,549
<b>Civil</b>	2024	9	17	13	23	15	47	8	9	10	14	16	11	62	9%	62
	2023	8	5	34	10	15	47	8	9	10	14	16	11	57	▲	187
<b>Criminal</b>	2024	65	103	56	82	-	-	-	-	-	-	-	-	306	5%	306
	2023	83	64	79	66	62	97	59	56	59	89	20	91	292	▲	825
<b>Concealed Handgun Permits</b>	2024	79	86	34	86	-	-	-	-	-	-	-	-	285	-23%	285
	2023	102	78	66	126	36	80	71	58	63	69	84	46	372	▼	879
<b>Miscellaneous/ Other</b>	2024	59	44	52	80	-	-	-	-	-	-	-	-	235	6%	235
	2023	68	59	59	35	65	59	57	75	50	44	33	52	221	▲	656
<b>Others</b>	2024	-	-	-	-	-	-	-	-	-	-	-	-	0	-100%	0
	2023	-	1	-	-	-	1	-	-	-	-	-	-	1	▼	2

Dispositions by Case Category

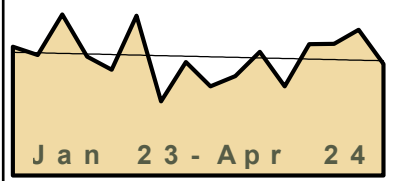
Case Categories		Jan	Feb	Mar	Apr	May	Jun	Jul	Aug	Sep	Oct	Nov	Dec	Thru Apr	% Change	Total
<b>Administrative Law</b>	2024	-	-	1	-	-	-	-	-	-	-	-	-	1	1	1
	2023	-	-	-	-	-	-	-	-	-	1	-	1	0	↔	2
<b>Capital Murder</b>	2024	-	-	-	-	-	-	-	-	-	-	-	-	0	0	0
	2023	-	-	-	-	-	-	-	-	-	1	-	-	0	↔	1
<b>Contested Divorce</b>	2024	-	2	-	2	-	-	-	-	-	-	-	-	4	-33%	4
	2023	2	-	2	2	-	1	2	-	-	-	2	2	6	▼	13
<b>Domestic and Family - Level 1</b>	2024	1	7	4	6	-	-	-	-	-	-	-	-	18	-36%	18
	2023	-	-	28	-	7	17	-	-	1	6	2	5	28	▼	66
<b>Domestic and Family - Level 2</b>	2024	-	1	-	3	-	-	-	-	-	-	-	-	4	100%	4
	2023	-	-	1	1	1	2	1	1	1	1	2	1	2	▲	12
<b>Felonies and Related Matters</b>	2024	46	79	41	54	-	-	-	-	-	-	-	-	220	23%	220
	2023	50	50	39	40	37	61	41	23	39	33	16	52	179	▲	481
<b>General Civil - Level 2</b>	2024	-	3	2	4	-	-	-	-	-	-	-	-	9	0%	9
	2023	3	4	1	1	-	3	4	2	4	1	4	-	9	↔	27
<b>General Civil - Level 3</b>	2024	2	1	3	3	-	-	-	-	-	-	-	-	9	200%	9
	2023	1	-	-	2	2	3	1	1	2	3	1	1	3	▲	17
<b>Miscellaneous Civil</b>	2024	86	91	43	107	-	-	-	-	-	-	-	-	327	-19%	327
	2023	107	91	77	130	43	88	82	66	71	82	88	52	405	▼	977
<b>Misdemeanor</b>	2024	15	21	5	27	-	-	-	-	-	-	-	-	68	-17%	68
	2023	20	10	31	21	15	27	8	17	12	14	3	35	82	▼	213
<b>Other</b>	2024	51	38	43	57	-	-	-	-	-	-	-	-	189	1%	189
	2023	63	47	47	30	57	52	45	67	42	29	29	46	187	▲	554
<b>Other Criminally Related Matters</b>	2024	4	3	10	1	-	-	-	-	-	-	-	-	18	-44%	18
	2023	14	4	9	5	10	18	10	16	8	41	1	4	32	▼	140
<b>Probates/Wills &amp; Trusts - Level 1</b>	2024	-	-	-	-	-	-	-	-	-	-	-	-	0	-100%	0
	2023	-	-	-	1	-	-	-	-	-	-	-	-	1	▼	1
<b>Probates/Wills &amp; Trusts - Level 2</b>	2024	2	-	1	-	-	-	-	-	-	-	-	-	3	200%	3
	2023	-	-	1	-	2	1	-	1	1	-	1	-	1	▲	7
<b>Uncontested Divorce</b>	2024	5	4	2	7	-	-	-	-	-	-	-	-	18	125%	18
	2023	1	1	2	4	4	11	1	4	1	4	4	1	8	▲	38

Dashboard

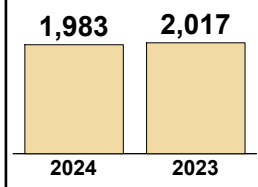
**Court:** Bedford Circuit  
**Start/End Date:** Jan-23 / Apr-24  
**2023 Average Month:** 440  
**Jan-Apr 2023:** 2,017  
**Dispositions Trending:** ⇌

**Circuit/Court ID:** 24 224019  
**Type of Case:** Dispositions  
**2024 Average Month:** 496  
**Jan-Apr 2024 :** 1,983  
**Overall AVG. Month:** 454

Monthly Dispositions Summary



Jan --- Apr Dispositions



Dispositions by Division

Divisions		Jan	Feb	Mar	Apr	May	Jun	Jul	Aug	Sep	Oct	Nov	Dec	Thru Apr	% Change	Total
<b>Total</b>	2024	500	502	556	425	-	-	-	-	-	-	-	-	1,983	-2%	1,983
	2023	491	459	614	453	403	609	282	433	340	379	471	340	2,017	▼	5,274
<b>Civil</b>	2024	48	55	44	67	-	-	-	-	-	-	-	-	214	-20%	214
	2023	63	85	52	69	52	65	27	53	41	50	87	67	269	▼	711
<b>Criminal</b>	2024	128	145	134	161	-	-	-	-	-	-	-	-	568	55%	568
	2023	117	65	125	59	145	178	83	100	119	133	113	63	366	▲	1,300
<b>Concealed Handgun Permits</b>	2024	235	232	305	133	-	-	-	-	-	-	-	-	905	-21%	905
	2023	262	251	359	272	134	292	110	223	124	142	221	147	1,144	▼	2,537
<b>Miscellaneous/ Other</b>	2024	89	70	73	63	-	-	-	-	-	-	-	-	295	24%	295
	2023	49	58	78	53	72	74	62	57	56	54	50	62	238	▲	725
<b>Others</b>	2024	-	-	-	1	-	-	-	-	-	-	-	-	1	1	1
	2023	-	-	-	-	-	-	-	-	-	-	-	1	0	↔	1

Dispositions by Case Category

Case Categories		Jan	Feb	Mar	Apr	May	Jun	Jul	Aug	Sep	Oct	Nov	Dec	Thru Apr	% Change	Total
<b>Administrative Law</b>	2024	-	-	-	-	-	-	-	-	-	-	-	-	0	-100%	0
	2023	1	1	-	-	-	-	-	1	-	-	-	-	2	▼	3
<b>Capital Murder</b>	2024	-	-	-	-	-	-	-	-	-	-	-	-	0	-100%	0
	2023	2	-	-	-	-	-	-	-	-	-	-	-	2	▼	2
<b>Contested Divorce</b>	2024	4	3	5	6	-	-	-	-	-	-	-	-	18	-40%	18
	2023	6	15	6	3	3	12	-	6	6	2	7	4	30	▼	70
<b>Domestic and Family - Level 1</b>	2024	15	2	9	20	-	-	-	-	-	-	-	-	46	-36%	46
	2023	6	37	6	23	10	8	-	16	5	8	28	13	72	▼	160
<b>Domestic and Family - Level 2</b>	2024	4	12	3	4	-	-	-	-	-	-	-	-	23	-12%	23
	2023	8	6	6	6	4	3	4	3	5	6	8	7	26	▼	66
<b>Felonies and Related Matters</b>	2024	102	124	73	110	-	-	-	-	-	-	-	-	409	59%	409
	2023	78	52	86	42	105	100	60	81	75	103	72	51	258	▲	905
<b>General Civil - Level 1</b>	2024	-	-	-	1	-	-	-	-	-	-	-	-	1	-67%	1
	2023	-	-	2	1	-	-	-	-	1	1	-	2	3	▼	7
<b>General Civil - Level 2</b>	2024	7	12	12	14	-	-	-	-	-	-	-	-	45	15%	45
	2023	18	8	2	11	8	14	6	8	4	21	6	28	39	▲	134
<b>General Civil - Level 3</b>	2024	10	3	-	7	-	-	-	-	-	-	-	-	20	67%	20
	2023	2	1	6	3	7	6	13	15	4	1	8	5	12	▲	71
<b>Miscellaneous Civil</b>	2024	279	265	343	159	-	-	-	-	-	-	-	-	1,046	-18%	1,046
	2023	288	282	403	299	162	325	142	251	157	167	246	177	1,272	▼	2,899
<b>Misdemeanor</b>	2024	17	14	34	29	-	-	-	-	-	-	-	-	94	32%	94
	2023	26	13	24	8	12	18	13	13	26	17	25	8	71	▲	203
<b>Other</b>	2024	41	41	33	37	-	-	-	-	-	-	-	-	152	52%	152
	2023	16	25	36	23	42	39	28	28	21	28	23	27	100	▲	336
<b>Other Criminally Related Matters</b>	2024	9	7	27	22	-	-	-	-	-	-	-	-	65	59%	65
	2023	11	1	17	12	31	60	10	6	18	13	18	4	41	▲	201
<b>Probates/Wills &amp; Trusts - Level 1</b>	2024	-	-	-	-	-	-	-	-	-	-	-	-	0	-100%	0
	2023	2	2	1	-	-	1	-	1	-	2	-	1	5	▼	10
<b>Probates/Wills &amp; Trusts - Level 2</b>	2024	1	4	5	1	-	-	-	-	-	-	-	-	11	-15%	11
	2023	3	2	5	3	3	9	-	2	7	4	5	2	13	▼	45
<b>Uncontested Divorce</b>	2024	11	15	12	15	-	-	-	-	-	-	-	-	53	-25%	53
	2023	24	14	14	19	16	14	6	2	11	6	25	11	71	▼	162

Dashboard		Monthly Dispositions Summary		Jan --- Apr Dispositions					
<p><b>Court:</b> Campbell Circuit  <b>Start/End Date:</b> Jan-23 / Apr-24  <b>2023 Average Month:</b> 296  <b>Jan-Apr 2023:</b> 1,281  <b>Dispositions Trending:</b> ↔</p>	<p><b>Circuit/Court ID:</b> 24 224031  <b>Type of Case:</b> Dispositions  <b>2024 Average Month:</b> 316  <b>Jan-Apr 2024 :</b> 1,263  <b>Overall AVG. Month:</b> 301</p>	<p style="text-align: center; font-weight: bold;">Jan 23 - Apr 24</p>		<table border="1" style="margin: auto;"> <tr> <td style="text-align: center; width: 50px;"><b>1,263</b></td> <td style="text-align: center; width: 50px;"><b>1,281</b></td> </tr> <tr> <td style="text-align: center; width: 50px;">2024</td> <td style="text-align: center; width: 50px;">2023</td> </tr> </table>		<b>1,263</b>	<b>1,281</b>	2024	2023
<b>1,263</b>	<b>1,281</b>								
2024	2023								

Dispositions by Division																
Divisions		Jan	Feb	Mar	Apr	May	Jun	Jul	Aug	Sep	Oct	Nov	Dec	Thru Apr	% Change	Total
<b>Total</b>	2024	322	349	356	236	-	-	-	-	-	-	-	-	1,263	-1%	1,263
	2023	394	241	341	305	318	292	308	224	291	273	341	220	1,281	▼	3,548
<b>Civil</b>	2024	45	34	35	24	-	-	-	-	-	-	-	-	138	-10%	138
	2023	48	28	44	33	37	32	49	31	43	30	49	17	153	▼	441
<b>Criminal</b>	2024	116	89	117	60	-	-	-	-	-	-	-	-	382	14%	382
	2023	106	61	90	77	109	148	99	93	93	112	129	51	334	▲	1,168
<b>Concealed Handgun Permits</b>	2024	123	189	151	115	-	-	-	-	-	-	-	-	578	-15%	578
	2023	208	136	169	166	139	77	111	72	132	102	124	127	679	▼	1,563
<b>Miscellaneous/ Other</b>	2024	38	37	53	37	-	-	-	-	-	-	-	-	165	43%	165
	2023	32	16	38	29	33	35	49	28	23	29	39	25	115	▲	376

Dispositions by Case Category																
Case Categories		Jan	Feb	Mar	Apr	May	Jun	Jul	Aug	Sep	Oct	Nov	Dec	Thru Apr	% Change	Total
<b>Administrative Law</b>	2024	-	-	-	-	-	-	-	-	-	-	-	-	0	0	0
	2023	-	-	-	-	-	-	-	-	1	-	-	-	0	↔	1
<b>Contested Divorce</b>	2024	5	4	6	5	-	-	-	-	-	-	-	-	20	33%	20
	2023	1	5	6	3	6	2	5	5	5	1	-	-	15	▲	39
<b>Domestic and Family - Level 1</b>	2024	6	2	2	2	-	-	-	-	-	-	-	-	12	-59%	12
	2023	10	8	8	3	5	5	5	3	4	1	17	5	29	▼	74
<b>Domestic and Family - Level 2</b>	2024	2	2	-	1	-	-	-	-	-	-	-	-	5	-44%	5
	2023	4	-	3	2	3	3	1	1	2	3	9	-	9	▼	31
<b>Felonies and Related Matters</b>	2024	67	54	66	36	-	-	-	-	-	-	-	-	223	21%	223
	2023	47	36	61	40	66	89	52	66	61	84	63	32	184	▲	697
<b>General Civil - Level 1</b>	2024	1	-	1	-	-	-	-	-	-	-	-	-	2	2	2
	2023	-	-	-	-	-	1	-	-	-	-	-	1	0	↔	2
<b>General Civil - Level 2</b>	2024	8	5	8	5	-	-	-	-	-	-	-	-	26	0%	26
	2023	8	2	9	7	7	5	14	9	16	8	6	3	26	↔	94
<b>General Civil - Level 3</b>	2024	17	17	14	4	-	-	-	-	-	-	-	-	52	126%	52
	2023	6	1	12	4	3	4	25	6	6	11	10	9	23	▲	97
<b>Miscellaneous Civil</b>	2024	143	202	173	132	-	-	-	-	-	-	-	-	650	-12%	650
	2023	225	144	182	187	161	104	142	90	144	118	145	136	738	▼	1,778
<b>Misdemeanor</b>	2024	43	31	48	21	-	-	-	-	-	-	-	-	143	7%	143
	2023	54	22	22	36	37	58	40	28	23	27	61	19	134	▲	427
<b>Other</b>	2024	8	13	24	19	-	-	-	-	-	-	-	-	64	33%	64
	2023	16	8	16	8	10	10	7	7	9	12	6	8	48	▲	117
<b>Other Criminally Related Matters</b>	2024	7	4	4	3	-	-	-	-	-	-	-	-	18	13%	18
	2023	5	3	7	1	6	1	7	-	9	1	5	-	16	▲	45
<b>Probates/Wills &amp; Trusts - Level 1</b>	2024	-	-	-	-	-	-	-	-	-	-	-	-	0	-100%	0
	2023	2	-	-	-	1	-	-	-	1	1	-	-	2	▼	5
<b>Probates/Wills &amp; Trusts - Level 2</b>	2024	2	3	1	-	-	-	-	-	-	-	-	-	6	-40%	6
	2023	5	2	3	-	-	1	-	-	1	-	-	-	10	▼	12
<b>Protective Orders</b>	2024	-	1	-	-	-	-	-	-	-	-	-	-	1	1	1
	2023	-	-	-	-	-	-	-	-	-	-	-	-	0	↔	0
<b>Uncontested Divorce</b>	2024	13	11	9	8	-	-	-	-	-	-	-	-	41	-13%	41
	2023	11	10	12	14	13	9	10	9	9	6	18	8	47	▼	129




Dashboard

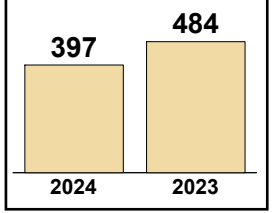
**Court:** Nelson Circuit  
**Start/End Date:** Jan-23 / Apr-24  
**2023 Average Month:** 97  
**Jan-Apr 2023:** 484  
**Dispositions Trending:** ▼

**Circuit/Court ID:** 24 224125  
**Type of Case:** Dispositions  
**2024 Average Month:** 99  
**Jan-Apr 2024 :** 397  
**Overall AVG. Month:** 98

Monthly Dispositions Summary



Jan --- Apr Dispositions



Dispositions by Division

Divisions		Jan	Feb	Mar	Apr	May	Jun	Jul	Aug	Sep	Oct	Nov	Dec	Thru Apr	% Change	Total
<b>Total</b>	2024	73	113	126	85	-	-	-	-	-	-	-	-	397	-18%	397
	2023	127	100	167	90	101	73	81	72	99	92	91	75	484	▼	1,168
<b>Civil</b>	2024	4	10	11	9	20	12	7	8	10	7	9	8	34	26%	34
	2023	5	5	12	5	20	12	7	8	10	7	9	8	27	▲	108
<b>Criminal</b>	2024	25	44	82	18	36	41	41	36	47	66	41	26	169	-33%	169
	2023	47	58	96	50	36	41	41	36	47	66	41	26	251	▼	585
<b>Concealed Handgun Permits</b>	2024	38	39	23	50	-	-	-	-	-	-	-	-	150	-11%	150
	2023	66	29	48	26	37	12	23	17	39	15	33	37	169	▼	382
<b>Miscellaneous/ Other</b>	2024	5	20	10	8	-	-	-	-	-	-	-	-	43	16%	43
	2023	9	8	11	9	8	8	10	11	3	4	7	4	37	▲	92
<b>Others</b>	2024	1	-	-	-	-	-	-	-	-	-	-	-	1	1	1
	2023	-	-	-	-	-	-	-	-	-	-	1	-	0	↔	1

Dispositions by Case Category

Case Categories		Jan	Feb	Mar	Apr	May	Jun	Jul	Aug	Sep	Oct	Nov	Dec	Thru Apr	% Change	Total
<b>Administrative Law</b>	2024	-	-	-	1	-	-	-	-	-	-	-	-	1	0%	1
	2023	-	1	-	-	-	-	-	-	-	-	-	-	1	↔	1
<b>Contested Divorce</b>	2024	1	-	1	2	-	-	-	-	-	-	-	-	4	-20%	4
	2023	-	1	4	-	-	2	3	-	-	-	-	-	5	▼	10
<b>Domestic and Family - Level 1</b>	2024	-	3	-	-	-	-	-	-	-	-	-	-	3	-25%	3
	2023	-	-	2	2	3	1	2	-	1	2	1	2	4	▼	16
<b>Domestic and Family - Level 2</b>	2024	-	-	-	-	-	-	-	-	-	-	-	-	0	0	0
	2023	-	-	-	-	-	1	-	1	1	1	-	-	0	↔	4
<b>Felonies and Related Matters</b>	2024	14	30	41	16	-	-	-	-	-	-	-	-	101	-33%	101
	2023	18	40	66	27	23	29	29	24	16	59	19	11	151	▼	361
<b>General Civil - Level 1</b>	2024	-	-	-	-	-	-	-	-	-	-	-	-	0	0	0
	2023	-	-	-	-	1	-	-	-	-	-	-	2	0	↔	3
<b>General Civil - Level 2</b>	2024	-	5	3	3	-	-	-	-	-	-	-	-	11	83%	11
	2023	-	2	3	1	5	1	-	4	1	1	5	1	6	▲	24
<b>General Civil - Level 3</b>	2024	1	2	3	3	-	-	-	-	-	-	-	-	9	-18%	9
	2023	5	1	4	1	6	3	-	3	1	1	1	3	11	▼	29
<b>Miscellaneous Civil</b>	2024	43	57	32	56	45	21	34	25	42	19	40	40	188	-6%	188
	2023	74	35	57	34	45	21	34	25	42	19	40	40	200	▼	466
<b>Misdemeanor</b>	2024	3	10	12	2	-	-	-	-	-	-	-	-	27	-67%	27
	2023	28	16	24	14	7	9	9	11	6	6	19	8	82	▼	157
<b>Other</b>	2024	1	-	1	-	-	-	-	-	-	-	-	-	2	2	2
	2023	-	-	-	-	2	-	-	-	1	1	2	-	0	↔	6
<b>Other Criminally Related Matters</b>	2024	8	4	29	-	-	-	-	-	-	-	-	-	41	116%	41
	2023	1	2	6	10	7	3	3	1	25	1	3	7	19	▲	69
<b>Probates/Wills &amp; Trusts - Level 1</b>	2024	-	-	-	-	-	-	-	-	-	-	-	-	0	-100%	0
	2023	1	-	-	-	-	-	-	-	-	-	-	-	1	▼	1
<b>Probates/Wills &amp; Trusts - Level 2</b>	2024	-	-	-	-	-	-	-	-	-	-	-	-	0	-100%	0
	2023	-	-	-	1	-	-	-	-	1	-	1	1	1	▼	4
<b>Uncontested Divorce</b>	2024	2	2	4	2	-	-	-	-	-	-	-	-	10	233%	10
	2023	-	2	1	-	2	3	1	3	4	1	-	-	3	▲	17

# CPSS-CCMS-10.11 CASELOAD STATISTICS OF THE CIRCUIT COURTS

Lynchburg

January 2023 -- April 2024 Dispositions

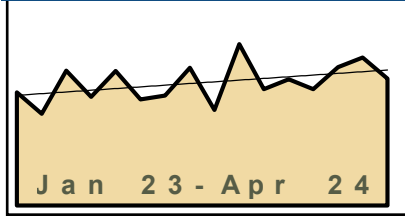
Alexandria and Fairfax Circuit are not Included in State Totals

## Dashboard

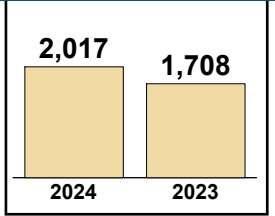
**Court:** Lynchburg Circuit  
**Start/End Date:** Jan-23 / Apr-24  
**2023 Average Month:** 456  
**Jan-Apr 2023:** 1,708  
**Dispositions Trending:** ▲

**Circuit/Court ID:** 24 224680  
**Type of Case:** Dispositions  
**2024 Average Month:** 504  
**Jan-Apr 2024 :** 2,017  
**Overall AVG. Month:** 468

## Monthly Dispositions Summary



## Jan --- Apr Dispositions



## Dispositions by Division

Divisions		Jan	Feb	Mar	Apr	May	Jun	Jul	Aug	Sep	Oct	Nov	Dec	Thru Apr	% Change	Total
<b>Total</b>	2024	443	527	564	483	-	-	-	-	-	-	-	-	2,017	18%	2,017
	2023	431	349	514	414	513	405	419	525	364	615	443	481	1,708	▲	5,473
<b>Civil</b>	2024	64	80	102	62	74	85	70	86	53	116	67	81	308	23%	308
	2023	67	60	60	64	74	85	70	86	53	116	67	81	251	▲	883
<b>Criminal</b>	2024	227	208	277	232	243	190	220	264	154	365	221	230	944	17%	944
	2023	193	154	279	181	243	190	220	264	154	365	221	230	807	▲	2,694
<b>Concealed Handgun Permits</b>	2024	59	114	79	85	-	-	-	-	-	-	-	-	337	-12%	337
	2023	111	81	100	91	137	80	69	70	76	64	65	88	383	▼	1,032
<b>Miscellaneous/ Other</b>	2024	93	125	106	104	-	-	-	-	-	-	-	-	428	62%	428
	2023	59	53	75	77	59	48	60	105	81	70	90	82	264	▲	859
<b>Others</b>	2024	-	-	-	-	-	-	-	-	-	-	-	-	0	-100%	0
	2023	1	1	-	1	-	2	-	-	-	-	-	-	3	▼	5

## Dispositions by Case Category


Case Categories		Jan	Feb	Mar	Apr	May	Jun	Jul	Aug	Sep	Oct	Nov	Dec	Thru Apr	% Change	Total
<b>Administrative Law</b>	2024	-	-	1	-	-	-	-	-	-	-	-	-	1	0%	1
	2023	1	-	-	-	-	1	-	-	-	1	-	-	1	↔	3
<b>Capital Murder</b>	2024	-	1	-	-	-	-	-	-	-	-	-	-	1	1	1
	2023	-	-	-	-	-	-	-	-	-	-	-	-	0	↔	0
<b>Contested Divorce</b>	2024	6	6	10	5	-	-	-	-	-	-	-	-	27	-10%	27
	2023	8	8	5	9	11	4	5	8	5	5	8	6	30	▼	82
<b>Domestic and Family - Level 1</b>	2024	19	17	30	12	-	-	-	-	-	-	-	-	78	86%	78
	2023	4	16	5	17	11	19	22	16	4	56	14	21	42	▲	205
<b>Domestic and Family - Level 2</b>	2024	3	6	4	1	-	-	-	-	-	-	-	-	14	0%	14
	2023	1	3	5	5	6	3	2	4	3	2	6	1	14	↔	41
<b>Felonies and Related Matters</b>	2024	142	111	175	147	-	-	-	-	-	-	-	-	575	30%	575
	2023	84	91	161	107	153	105	128	155	83	280	133	135	443	▲	1,615
<b>General Civil - Level 1</b>	2024	2	2	2	-	-	-	-	-	-	-	-	-	6	20%	6
	2023	1	1	3	-	3	-	1	1	3	3	4	1	5	▲	21
<b>General Civil - Level 2</b>	2024	10	23	18	11	-	-	-	-	-	-	-	-	62	29%	62
	2023	14	11	16	7	12	14	12	25	17	12	17	15	48	▲	172
<b>General Civil - Level 3</b>	2024	7	9	15	10	-	-	-	-	-	-	-	-	41	-5%	41
	2023	12	6	14	11	9	12	4	11	4	3	7	12	43	▼	105
<b>Miscellaneous Civil</b>	2024	92	166	121	133	-	-	-	-	-	-	-	-	512	1%	512
	2023	137	102	144	126	156	105	99	125	117	96	96	117	509	▲	1,420
<b>Misdemeanor</b>	2024	72	74	78	71	-	-	-	-	-	-	-	-	295	1%	295
	2023	82	47	100	64	72	63	79	75	58	77	78	80	293	▲	875
<b>Other</b>	2024	57	63	66	56	-	-	-	-	-	-	-	-	242	85%	242
	2023	32	33	28	38	38	29	30	49	39	37	57	53	131	▲	463
<b>Other Criminally Related Matters</b>	2024	14	25	24	21	-	-	-	-	-	-	-	-	84	5%	84
	2023	29	16	18	17	20	25	15	35	21	24	15	19	80	▲	254
<b>Probates/Wills &amp; Trusts - Level 1</b>	2024	1	-	-	-	-	-	-	-	-	-	-	-	1	1	1
	2023	-	-	-	-	-	-	-	-	-	-	-	1	0	↔	1
<b>Probates/Wills &amp; Trusts - Level 2</b>	2024	1	3	2	3	-	-	-	-	-	-	-	-	9	-36%	9
	2023	9	3	-	2	2	3	-	3	-	3	1	2	14	▼	28
<b>Protective Orders</b>	2024	-	2	-	-	-	-	-	-	-	-	-	-	2	2	2
	2023	-	-	-	-	-	-	-	-	-	-	-	-	0	↔	0
<b>Uncontested Divorce</b>	2024	17	19	18	13	-	-	-	-	-	-	-	-	67	22%	67
	2023	17	12	15	11	20	22	22	18	10	16	7	18	55	▲	188

This report reflects data in the case management system. Numbers will update accordingly as reports are refreshed and posted.

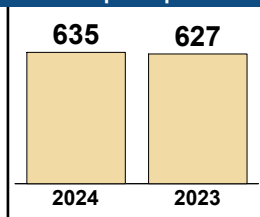
Dashboard

**Court:** Allegheny Circuit **Circuit/Court ID:** 25 225005  
**Start/End Date:** Jan-23 / Apr-24 **Type of Case:** Dispositions  
**2023 Average Month:** 159 **2024 Average Month:** 159  
**Jan-Apr 2023:** 627 **Jan-Apr 2024 :** 635  
**Dispositions Trending:** ⇌ **Overall AVG. Month:** 159

Monthly Dispositions Summary



Jan --- Apr Dispositions



Dispositions by Division

Divisions		Jan	Feb	Mar	Apr	May	Jun	Jul	Aug	Sep	Oct	Nov	Dec	Thru Apr	% Change	Total
<b>Total</b>	2024	122	194	143	176	-	-	-	-	-	-	-	-	635	1%	635
	2023	161	167	183	116	119	164	153	197	211	164	120	148	627	▲	1,903
<b>Civil</b>	2024	10	42	10	5	-	-	-	-	-	-	-	-	67	29%	67
	2023	15	7	16	14	4	9	13	17	24	5	15	12	52	▲	151
<b>Criminal</b>	2024	61	76	79	126	-	-	-	-	-	-	-	-	342	18%	342
	2023	87	79	80	44	66	109	93	130	145	109	57	85	290	▲	1,084
<b>Concealed Handgun Permits</b>	2024	40	41	46	35	-	-	-	-	-	-	-	-	162	-34%	162
	2023	50	71	78	48	35	29	36	39	37	37	33	42	247	▼	535
<b>Miscellaneous/ Other</b>	2024	11	35	8	10	-	-	-	-	-	-	-	-	64	73%	64
	2023	9	10	8	10	13	17	11	11	5	13	15	9	37	▲	131
<b>Others</b>	2024	-	-	-	-	-	-	-	-	-	-	-	-	0	-100%	0
	2023	-	-	1	-	1	-	-	-	-	-	-	-	1	▼	2

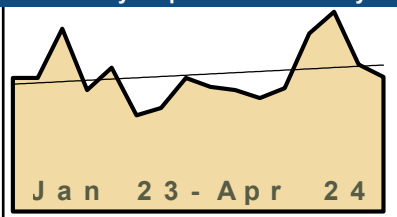
Dispositions by Case Category

Case Categories		Jan	Feb	Mar	Apr	May	Jun	Jul	Aug	Sep	Oct	Nov	Dec	Thru Apr	% Change	Total
<b>Administrative Law</b>	2024	-	1	-	-	-	-	-	-	-	-	-	-	1	1	1
	2023	-	-	-	-	-	-	-	-	-	-	-	-	0	↔	0
<b>Capital Murder</b>	2024	-	-	-	-	-	-	-	-	-	-	-	-	0	0	0
	2023	-	-	-	-	-	-	-	-	-	-	-	2	0	↔	2
<b>Contested Divorce</b>	2024	2	4	1	4	-	-	-	-	-	-	-	-	11	175%	11
	2023	2	-	-	2	1	1	1	4	3	-	4	1	4	▲	19
<b>Domestic and Family - Level 1</b>	2024	2	1	1	-	-	-	-	-	-	-	-	-	4	33%	4
	2023	1	-	1	1	-	-	1	-	5	1	3	1	3	▲	14
<b>Domestic and Family - Level 2</b>	2024	-	1	-	-	-	-	-	-	-	-	-	-	1	-75%	1
	2023	1	-	2	1	-	-	1	2	-	-	-	-	4	▼	7
<b>Felonies and Related Matters</b>	2024	37	52	59	77	-	-	-	-	-	-	-	-	225	17%	225
	2023	52	52	52	37	44	84	65	103	108	77	44	56	193	▲	774
<b>General Civil - Level 1</b>	2024	-	2	-	1	-	-	-	-	-	-	-	-	3	200%	3
	2023	1	-	-	1	-	-	-	-	-	1	-	2	1	▲	4
<b>General Civil - Level 2</b>	2024	1	13	2	-	-	-	-	-	-	-	-	-	16	78%	16
	2023	1	2	4	2	1	2	2	1	1	-	-	1	9	▲	17
<b>General Civil - Level 3</b>	2024	-	11	-	-	-	-	-	-	-	-	-	-	11	10%	11
	2023	6	-	2	2	-	1	3	3	10	-	4	1	10	▲	32
<b>Miscellaneous Civil</b>	2024	51	66	54	45	-	-	-	-	-	-	-	-	216	-23%	216
	2023	58	81	86	56	46	45	44	50	42	50	45	50	281	▼	653
<b>Misdemeanor</b>	2024	21	22	13	44	-	-	-	-	-	-	-	-	100	20%	100
	2023	30	24	22	7	21	25	27	25	34	30	13	23	83	▲	281
<b>Other</b>	2024	1	2	-	-	-	-	-	-	-	-	-	-	3	200%	3
	2023	-	-	1	-	1	1	-	-	-	-	-	-	1	▲	3
<b>Other Criminally Related Matters</b>	2024	3	2	7	5	-	-	-	-	-	-	-	-	17	21%	17
	2023	5	3	6	-	1	-	1	3	3	2	-	4	14	▲	28
<b>Probates/Wills &amp; Trusts - Level 1</b>	2024	-	4	-	-	-	-	-	-	-	-	-	-	4	300%	4
	2023	-	-	-	1	-	-	-	-	-	-	-	-	1	▲	1
<b>Probates/Wills &amp; Trusts - Level 2</b>	2024	1	-	1	-	-	-	-	-	-	-	-	-	2	0%	2
	2023	-	-	2	-	-	2	2	1	-	-	-	1	2	↔	8
<b>Uncontested Divorce</b>	2024	3	13	5	-	-	-	-	-	-	-	-	-	21	0%	21
	2023	5	5	5	6	4	3	6	5	5	3	7	6	21	↔	60

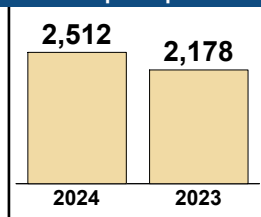
Dashboard

**Court:** Augusta Circuit  
**Circuit/Court ID:** 25 225015  
**Start/End Date:** Jan-23 / Apr-24  
**Type of Case:** Dispositions  
**2023 Average Month:** 486  
**2024 Average Month:** 628  
**Jan-Apr 2023:** 2,178  
**Jan-Apr 2024 :** 2,512  
**Dispositions Trending:** ▲  
**Overall AVG. Month:** 522

Monthly Dispositions Summary



Jan --- Apr Dispositions



Dispositions by Division

Divisions		Jan	Feb	Mar	Apr	May	Jun	Jul	Aug	Sep	Oct	Nov	Dec	Thru Apr	% Change	Total
<b>Total</b>	2024	678	761	560	513	-	-	-	-	-	-	-	-	2,512	15%	2,512
	2023	509	509	697	463	548	367	395	509	475	463	432	470	2,178	▲	5,837
<b>Civil</b>	2024	140	243	61	45	-	-	-	-	-	-	-	-	489	166%	489
	2023	43	27	76	38	37	56	44	82	43	81	39	78	184	▲	644
<b>Criminal</b>	2024	217	203	172	224	-	-	-	-	-	-	-	-	816	5%	816
	2023	216	167	209	184	217	124	125	218	202	176	155	161	776	▲	2,154
<b>Concealed Handgun Permits</b>	2024	166	217	263	173	-	-	-	-	-	-	-	-	819	-7%	819
	2023	161	232	316	168	208	96	140	107	150	129	160	125	877	▼	1,992
<b>Miscellaneous/ Other</b>	2024	144	90	60	66	-	-	-	-	-	-	-	-	360	8%	360
	2023	87	82	94	70	85	89	86	98	80	77	74	101	333	▲	1,023
<b>Others</b>	2024	11	8	4	5	-	-	-	-	-	-	-	-	28	250%	28
	2023	2	1	2	3	1	2	-	4	-	-	4	5	8	▲	24


Dispositions by Case Category

Case Categories		Jan	Feb	Mar	Apr	May	Jun	Jul	Aug	Sep	Oct	Nov	Dec	Thru Apr	% Change	Total
<b>Administrative Law</b>	2024	-	-	-	1	-	-	-	-	-	-	-	-	1	-67%	1
	2023	-	1	1	1	-	-	-	4	-	-	-	1	3	▼	8
<b>Capital Murder</b>	2024	-	2	-	1	-	-	-	-	-	-	-	-	3	3	3
	2023	-	-	-	-	-	-	-	1	1	-	-	-	0	↔	2
<b>Contested Divorce</b>	2024	5	14	8	9	-	-	-	-	-	-	-	-	36	44%	36
	2023	6	4	9	6	8	2	8	11	6	5	6	5	25	▲	76
<b>Domestic and Family - Level 1</b>	2024	6	5	1	14	-	-	-	-	-	-	-	-	26	271%	26
	2023	4	1	1	1	-	5	4	7	3	8	2	2	7	▲	38
<b>Domestic and Family - Level 2</b>	2024	3	19	3	6	-	-	-	-	-	-	-	-	31	-35%	31
	2023	4	5	32	7	3	3	5	11	3	6	1	4	48	▼	84
<b>Felonies and Related Matters</b>	2024	131	150	123	168	-	-	-	-	-	-	-	-	572	5%	572
	2023	138	110	160	137	130	101	85	142	125	130	108	103	545	▲	1,469
<b>General Civil - Level 1</b>	2024	-	-	-	-	-	-	-	-	-	-	-	-	0	-100%	0
	2023	2	2	-	1	1	-	-	3	1	1	-	1	5	▼	12
<b>General Civil - Level 2</b>	2024	39	10	6	3	-	-	-	-	-	-	-	-	58	123%	58
	2023	6	4	8	8	9	11	4	10	8	23	5	11	26	▲	107
<b>General Civil - Level 3</b>	2024	16	7	9	3	-	-	-	-	-	-	-	-	35	52%	35
	2023	7	3	9	4	2	13	14	16	6	12	12	15	23	▲	113
<b>Miscellaneous Civil</b>	2024	295	425	287	203	-	-	-	-	-	-	-	-	1,210	18%	1,210
	2023	192	265	359	208	251	136	167	152	199	158	197	188	1,024	▲	2,472
<b>Misdemeanor</b>	2024	81	53	48	52	-	-	-	-	-	-	-	-	234	14%	234
	2023	70	50	45	41	80	18	33	72	71	46	40	56	206	▲	622
<b>Other</b>	2024	85	45	46	39	-	-	-	-	-	-	-	-	215	14%	215
	2023	57	49	53	30	43	48	55	40	32	48	40	71	189	▲	566
<b>Other Criminally Related Matters</b>	2024	5	3	1	4	-	-	-	-	-	-	-	-	13	-50%	13
	2023	8	7	5	6	7	5	7	4	6	-	7	2	26	▼	64
<b>Probates/Wills &amp; Trusts - Level 1</b>	2024	-	-	-	-	-	-	-	-	-	-	-	-	0	0	0
	2023	-	-	-	-	-	-	-	2	-	1	-	-	0	↔	3
<b>Probates/Wills &amp; Trusts - Level 2</b>	2024	1	5	3	2	-	-	-	-	-	-	-	-	11	38%	11
	2023	2	1	4	1	3	1	2	12	1	4	1	5	8	▲	37
<b>Uncontested Divorce</b>	2024	11	23	25	8	-	-	-	-	-	-	-	-	67	56%	67
	2023	13	7	11	12	11	24	11	22	13	21	12	7	43	▲	164

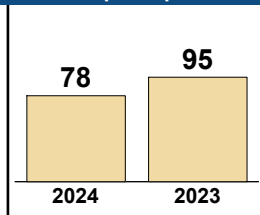
Dashboard

**Court:** Bath Circuit **Circuit/Court ID:** 25 225017  
**Start/End Date:** Jan-23 / Apr-24 **Type of Case:** Dispositions  
**2023 Average Month:** 28 **2024 Average Month:**20  
**Jan-Apr 2023:** 95 **Jan-Apr 2024 :** 78  
**Dispositions Trending:** ▼ **Overall AVG. Month:** 26

Monthly Dispositions Summary



Jan --- Apr Dispositions



Dispositions by Division

Divisions		Jan	Feb	Mar	Apr	May	Jun	Jul	Aug	Sep	Oct	Nov	Dec	Thru Apr	% Change	Total
<b>Total</b>	2024	16	15	28	19	-	-	-	-	-	-	-	-	78	-18%	78
	2023	24	20	36	15	23	40	36	26	20	31	44	26	95	▼	341
<b>Civil</b>	2024	2	4	-	1	-	3	1	-	3	-	1	2	7	75%	7
	2023	-	-	4	-	1	3	-	-	-	-	-	-	4	▲	15
<b>Criminal</b>	2024	4	2	17	3	-	-	-	-	-	-	-	-	26	86%	26
	2023	5	3	6	-	4	22	5	4	8	17	22	7	14	▲	103
<b>Concealed Handgun Permits</b>	2024	9	9	9	13	-	-	-	-	-	-	-	-	40	-42%	40
	2023	17	16	24	12	12	13	27	18	6	14	20	17	69	▼	196
<b>Miscellaneous/ Other</b>	2024	1	-	2	2	-	-	-	-	-	-	-	-	5	-38%	5
	2023	2	1	2	3	6	2	3	4	3	-	1	-	8	▼	27

Dispositions by Case Category

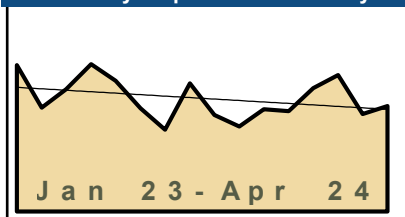
Case Categories		Jan	Feb	Mar	Apr	May	Jun	Jul	Aug	Sep	Oct	Nov	Dec	Thru Apr	% Change	Total
<b>Contested Divorce</b>	2024	-	1	-	1	-	-	-	-	-	-	-	-	2	2	2
	2023	-	-	-	-	-	1	1	-	-	-	1	-	0	↔	3
<b>Domestic and Family - Level 1</b>	2024	-	1	-	-	-	-	-	-	-	-	-	-	1	1	1
	2023	-	-	-	-	-	-	-	-	-	-	-	2	0	↔	2
<b>Domestic and Family - Level 2</b>	2024	-	-	-	-	-	-	-	-	-	-	-	-	0	0	0
	2023	-	-	-	-	-	1	-	-	-	-	-	-	0	↔	1
<b>Felonies and Related Matters</b>	2024	3	-	15	2	-	-	-	-	-	-	-	-	20	43%	20
	2023	5	3	6	-	3	21	1	1	5	15	13	6	14	▲	79
<b>General Civil - Level 1</b>	2024	-	-	-	-	-	-	-	-	-	-	-	-	0	0	0
	2023	-	-	-	-	-	-	1	-	-	-	-	-	0	↔	1
<b>General Civil - Level 2</b>	2024	2	-	-	1	-	-	-	-	-	-	-	-	3	200%	3
	2023	-	-	1	-	-	-	1	-	2	-	-	-	1	▲	4
<b>General Civil - Level 3</b>	2024	1	1	-	-	-	-	-	-	-	-	-	-	2	0%	2
	2023	-	-	2	-	1	-	-	1	1	-	1	-	2	↔	6
<b>Miscellaneous Civil</b>	2024	9	9	11	14	-	-	-	-	-	-	-	-	43	-43%	43
	2023	19	17	25	14	17	14	28	20	8	14	20	17	75	▼	213
<b>Misdemeanor</b>	2024	1	2	2	1	-	-	-	-	-	-	-	-	6	6	6
	2023	-	-	-	-	-	1	4	1	2	2	8	1	0	↔	19
<b>Other Criminally Related Matters</b>	2024	-	-	-	-	-	-	-	-	-	-	-	-	0	0	0
	2023	-	-	-	-	1	-	-	2	1	-	1	-	0	↔	5
<b>Probates/Wills &amp; Trusts - Level 2</b>	2024	-	-	-	1	-	-	-	-	-	-	-	-	0	-100%	0
	2023	-	-	-	-	-	-	-	1	1	-	-	-	1	▼	3
<b>Uncontested Divorce</b>	2024	-	1	-	-	-	-	-	-	-	-	-	-	1	-50%	1
	2023	-	-	2	-	1	2	-	-	-	-	-	-	2	▼	5

Dashboard

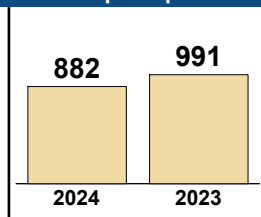
**Court:** Botetourt Circuit  
**Start/End Date:** Jan-23 / Apr-24  
**2023 Average Month:** 214  
**Jan-Apr 2023:** 991  
**Dispositions Trending:** ▼

**Circuit/Court ID:** 25 225023  
**Type of Case:** Dispositions  
**2024 Average Month:** 221  
**Jan-Apr 2024 :** 882  
**Overall AVG. Month:** 216

Monthly Dispositions Summary



Jan --- Apr Dispositions



Dispositions by Division

Divisions		Jan	Feb	Mar	Apr	May	Jun	Jul	Aug	Sep	Oct	Nov	Dec	Thru Apr	% Change	Total
<b>Total</b>	2024	235	260	186	201	-	-	-	-	-	-	-	-	882	-11%	882
	2023	279	198	233	281	249	197	156	244	184	162	195	191	991	▼	2,569
<b>Civil</b>	2024	27	27	22	13	-	-	-	-	-	-	-	-	89	31%	89
	2023	28	8	13	19	9	24	13	21	13	11	15	12	68	▲	186
<b>Criminal</b>	2024	86	139	60	100	-	-	-	-	-	-	-	-	385	-9%	385
	2023	120	78	97	130	144	74	54	103	84	79	64	84	425	▼	1,111
<b>Concealed Handgun Permits</b>	2024	103	74	85	73	-	-	-	-	-	-	-	-	335	-10%	335
	2023	98	80	92	103	80	74	74	88	68	53	99	74	373	▼	983
<b>Miscellaneous/ Other</b>	2024	19	20	18	15	-	-	-	-	-	-	-	-	72	-42%	72
	2023	33	32	31	29	16	25	15	32	19	19	17	21	125	▼	289
<b>Others</b>	2024	-	-	1	-	-	-	-	-	-	-	-	-	1	1	1
	2023	-	-	-	-	-	-	-	-	-	-	-	-	0	↔	0

Dispositions by Case Category

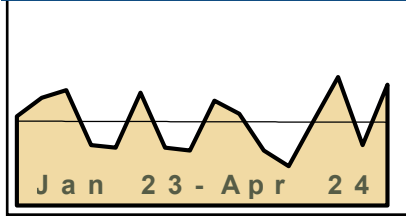
Case Categories		Jan	Feb	Mar	Apr	May	Jun	Jul	Aug	Sep	Oct	Nov	Dec	Thru Apr	% Change	Total
<b>Administrative Law</b>	2024	1	-	-	-	-	-	-	-	-	-	-	-	1	1	1
	2023	-	-	-	-	-	-	-	-	-	1	-	1	0	↔	2
<b>Capital Murder</b>	2024	-	-	-	-	-	-	-	-	-	-	-	-	0	0	0
	2023	-	-	-	-	-	-	-	-	-	-	-	1	0	↔	1
<b>Contested Divorce</b>	2024	3	5	3	5	-	-	-	-	-	-	-	-	16	78%	16
	2023	2	1	2	4	-	2	2	2	1	-	2	-	9	▲	18
<b>Domestic and Family - Level 1</b>	2024	6	6	8	-	-	-	-	-	-	-	-	-	20	25%	20
	2023	7	3	2	4	-	12	6	2	-	2	6	4	16	▲	48
<b>Domestic and Family - Level 2</b>	2024	2	-	1	-	-	-	-	-	-	-	-	-	3	-25%	3
	2023	1	-	1	2	2	-	-	1	-	-	2	-	4	▼	9
<b>Felonies and Related Matters</b>	2024	67	118	49	70	-	-	-	-	-	-	-	-	304	-9%	304
	2023	99	58	85	91	133	51	43	69	71	54	41	60	333	▼	855
<b>General Civil - Level 1</b>	2024	-	-	-	-	-	-	-	-	-	-	-	-	0	0	0
	2023	-	-	-	-	1	-	-	-	-	-	-	-	0	↔	1
<b>General Civil - Level 2</b>	2024	4	6	4	2	-	-	-	-	-	-	-	-	16	23%	16
	2023	1	2	4	6	-	5	1	7	3	3	3	1	13	▲	36
<b>General Civil - Level 3</b>	2024	4	1	3	2	-	-	-	-	-	-	-	-	10	43%	10
	2023	4	2	1	1	1	2	-	-	3	3	1	2	7	▲	19
<b>Miscellaneous Civil</b>	2024	112	85	93	80	-	-	-	-	-	-	-	-	370	-16%	370
	2023	114	95	107	123	88	88	86	100	75	58	108	86	439	▼	1,128
<b>Misdemeanor</b>	2024	16	17	11	29	-	-	-	-	-	-	-	-	73	4%	73
	2023	20	16	11	23	10	23	8	18	9	12	21	17	70	▲	188
<b>Other</b>	2024	10	7	11	8	-	-	-	-	-	-	-	-	36	-33%	36
	2023	16	14	16	8	8	10	3	19	10	11	6	8	54	▼	129
<b>Other Criminally Related Matters</b>	2024	4	4	-	1	-	-	-	-	-	-	-	-	9	-59%	9
	2023	1	4	1	16	1	-	3	16	4	13	2	6	22	▼	67
<b>Probates/Wills &amp; Trusts - Level 1</b>	2024	-	-	-	-	-	-	-	-	-	-	-	-	0	-100%	0
	2023	1	1	-	-	-	-	-	-	-	-	-	-	2	▼	2
<b>Probates/Wills &amp; Trusts - Level 2</b>	2024	-	4	-	-	-	-	-	-	-	-	-	-	4	100%	4
	2023	2	-	-	-	-	-	-	1	-	2	-	-	2	▲	5
<b>Uncontested Divorce</b>	2024	6	7	3	4	-	-	-	-	-	-	-	-	20	0%	20
	2023	11	2	4	3	5	4	4	9	8	3	3	5	20	↔	61

Dashboard

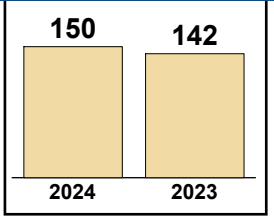
**Court:** Craig Circuit  
**Start/End Date:** Jan-23 / Apr-24  
**2023 Average Month:** 30  
**Jan-Apr 2023:** 142  
**Dispositions Trending:** ▲

**Circuit/Court ID:** 25 225045  
**Type of Case:** Dispositions  
**2024 Average Month:** 38  
**Jan-Apr 2024 :** 150  
**Overall AVG. Month:** 32

Monthly Dispositions Summary



Jan --- Apr Dispositions



Dispositions by Division

Divisions		Jan	Feb	Mar	Apr	May	Jun	Jul	Aug	Sep	Oct	Nov	Dec	Thru Apr	% Change	Total
<b>Total</b>	2024	32	49	23	46	-	-	-	-	-	-	-	-	150	6%	150
	2023	34	41	44	23	22	43	22	21	40	35	21	15	142	▲	361
<b>Civil</b>	2024	-	1	3	2	7	6	1	3	-	1	1	3	6	-40%	6
	2023	4	1	2	3	7	6	1	3	-	1	1	3	10	▼	32
<b>Criminal</b>	2024	1	24	1	10	-	-	-	-	-	-	-	-	36	33%	36
	2023	7	5	11	4	-	5	-	-	18	4	-	-	27	▲	54
<b>Concealed Handgun Permits</b>	2024	29	23	15	31	-	-	-	-	-	-	-	-	98	4%	98
	2023	18	34	26	16	10	24	18	16	21	28	18	12	94	▲	241
<b>Miscellaneous/ Other</b>	2024	2	1	4	3	-	-	-	-	-	-	-	-	10	-9%	10
	2023	5	1	5	-	5	8	3	2	1	2	2	-	11	▼	34

Dispositions by Case Category

Case Categories		Jan	Feb	Mar	Apr	May	Jun	Jul	Aug	Sep	Oct	Nov	Dec	Thru Apr	% Change	Total
<b>Contested Divorce</b>	2024	-	-	-	-	-	1	-	1	-	-	-	-	0	0	0
	2023	-	-	-	-	-	-	-	-	-	-	-	-	0	↔	2
<b>Domestic and Family - Level 1</b>	2024	-	-	1	-	-	-	-	-	-	-	-	-	1	0%	1
	2023	-	-	-	1	7	-	-	-	-	-	-	-	1	↔	8
<b>Domestic and Family - Level 2</b>	2024	-	-	-	-	-	-	-	-	-	-	1	-	0	-100%	0
	2023	-	1	-	-	-	-	-	-	-	-	-	-	1	▼	2
<b>Felonies and Related Matters</b>	2024	1	15	1	9	-	-	-	-	-	-	-	-	26	73%	26
	2023	7	3	2	3	-	4	-	-	13	2	-	-	15	▲	34
<b>General Civil - Level 1</b>	2024	-	-	-	1	-	-	-	-	-	-	-	-	1	0%	1
	2023	-	-	-	1	-	1	-	-	-	-	-	-	1	↔	2
<b>General Civil - Level 2</b>	2024	-	1	1	-	-	-	-	-	-	-	-	-	2	100%	2
	2023	-	-	1	-	-	-	-	1	-	1	-	-	1	▲	3
<b>General Civil - Level 3</b>	2024	-	-	1	-	-	-	-	-	-	-	-	-	1	-67%	1
	2023	2	-	1	-	-	4	1	-	-	-	-	1	3	▼	9
<b>Miscellaneous Civil</b>	2024	31	24	19	34	-	-	-	-	-	-	-	-	108	3%	108
	2023	23	35	31	16	15	32	21	18	22	30	20	12	105	▲	275
<b>Misdemeanor</b>	2024	-	9	1	1	-	-	-	-	-	-	-	-	10	-9%	10
	2023	-	2	8	1	-	1	-	-	5	2	-	-	11	▼	19
<b>Other Criminally Related Matters</b>	2024	-	-	-	-	-	-	-	-	-	-	-	-	0	-100%	0
	2023	-	-	1	-	-	-	-	-	-	-	-	-	1	▼	1
<b>Probates/Wills &amp; Trusts - Level 1</b>	2024	-	-	-	1	-	-	-	-	-	-	-	-	1	1	1
	2023	-	-	-	-	-	-	-	-	-	-	-	1	0	↔	1
<b>Uncontested Divorce</b>	2024	-	-	-	-	-	-	-	-	-	-	-	-	0	-100%	0
	2023	2	-	-	1	-	-	-	1	-	-	-	1	3	▼	5

Dashboard		Monthly Dispositions Summary		Jan --- Apr Dispositions	
<p><b>Court:</b> Highland Circuit  <b>Start/End Date:</b> Jan-23 / Apr-24  <b>2023 Average Month:</b> 15  <b>Jan-Apr 2023:</b> 100  <b>Dispositions Trending:</b> ▼</p>	<p><b>Circuit/Court ID:</b> 25 225091  <b>Type of Case:</b> Dispositions  <b>2024 Average Month:</b> 18  <b>Jan-Apr 2024 :</b> 73  <b>Overall AVG. Month:</b> 16</p>				

Dispositions by Division																
Divisions		Jan	Feb	Mar	Apr	May	Jun	Jul	Aug	Sep	Oct	Nov	Dec	Thru Apr	% Change	Total
<b>Total</b>	2024	14	9	30	20	-	-	-	-	-	-	-	-	73	-27%	73
	2023	12	15	30	43	16	8	9	13	13	6	8	11	100	▼	184
<b>Civil</b>	2024	1	1	1	-	-	-	-	-	-	-	-	-	3	-75%	3
	2023	2	1	8	1	1	1	-	-	1	-	-	-	12	▼	15
<b>Criminal</b>	2024	4	-	18	7	-	-	-	-	-	-	-	-	29	-19%	29
	2023	-	-	1	35	2	4	5	7	5	1	7	1	36	▼	68
<b>Concealed Handgun Permits</b>	2024	9	5	9	10	-	-	-	-	-	-	-	-	33	-31%	33
	2023	10	13	21	4	13	3	4	5	6	4	-	9	48	▼	92
<b>Miscellaneous/ Other</b>	2024	-	3	2	3	-	-	-	-	-	-	-	-	8	100%	8
	2023	-	1	-	3	-	-	-	1	1	1	1	1	4	▲	9

Dispositions by Case Category																
Case Categories		Jan	Feb	Mar	Apr	May	Jun	Jul	Aug	Sep	Oct	Nov	Dec	Thru Apr	% Change	Total
<b>Contested Divorce</b>	2024	1	-	-	-	-	-	-	-	-	-	-	-	1	0%	1
	2023	-	-	1	-	-	1	-	-	-	-	-	-	1	↔	2
<b>Domestic and Family - Level 1</b>	2024	-	-	-	-	-	-	-	-	-	-	-	-	0	-100%	0
	2023	-	-	3	1	-	-	-	-	-	-	-	-	4	▼	4
<b>Domestic and Family - Level 2</b>	2024	-	-	-	-	-	-	-	-	-	-	-	-	0	-100%	0
	2023	-	-	1	-	-	-	-	-	-	-	-	-	1	▼	1
<b>Felonies and Related Matters</b>	2024	3	-	12	7	-	-	-	-	-	-	-	-	22	22%	22
	2023	-	-	1	17	2	3	4	3	4	-	5	-	18	▲	39
<b>General Civil - Level 1</b>	2024	-	1	-	-	-	-	-	-	-	-	-	-	1	1	1
	2023	-	-	-	-	-	-	-	-	-	-	-	-	0	↔	0
<b>General Civil - Level 2</b>	2024	-	-	-	-	-	-	-	-	-	-	-	-	0	-100%	0
	2023	2	-	-	-	-	-	-	-	-	-	-	-	2	▼	2
<b>General Civil - Level 3</b>	2024	-	-	-	-	-	-	-	-	-	-	-	-	0	-100%	0
	2023	-	1	-	-	-	-	-	-	-	-	-	-	1	▼	1
<b>Miscellaneous Civil</b>	2024	9	8	11	13	-	-	-	-	-	-	-	-	41	-21%	41
	2023	10	14	21	7	13	3	4	6	7	5	1	10	52	▼	101
<b>Misdemeanor</b>	2024	1	-	5	-	-	-	-	-	-	-	-	-	6	-65%	6
	2023	-	-	-	17	-	1	1	4	1	-	1	1	17	▼	26
<b>Other Criminally Related Matters</b>	2024	-	-	1	-	-	-	-	-	-	-	-	-	1	0%	1
	2023	-	-	-	1	-	-	-	-	-	1	1	-	1	↔	3
<b>Probates/Wills &amp; Trusts - Level 2</b>	2024	-	-	1	-	-	-	-	-	-	-	-	-	1	0%	1
	2023	-	-	1	-	-	-	-	-	1	-	-	-	1	↔	2
<b>Uncontested Divorce</b>	2024	-	-	-	-	-	-	-	-	-	-	-	-	0	-100%	0
	2023	-	-	2	-	1	-	-	-	-	-	-	-	2	▼	3

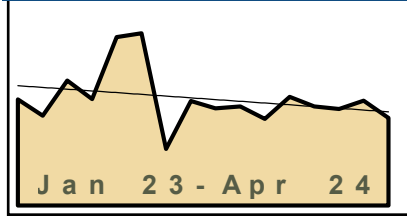


Dashboard

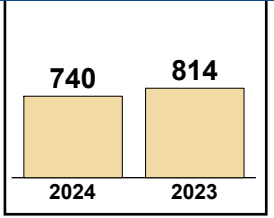
**Court:** Rockbridge Circuit  
**Start/End Date:** Jan-23 / Apr-24  
**2023 Average Month:** 210  
**Jan-Apr 2023:** 814  
**Dispositions Trending:** ▼

**Circuit/Court ID:** 25 225163  
**Type of Case:** Dispositions  
**2024 Average Month:** 185  
**Jan-Apr 2024 :** 740  
**Overall AVG. Month:** 204

Monthly Dispositions Summary



Jan --- Apr Dispositions



Dispositions by Division

Divisions		Jan	Feb	Mar	Apr	May	Jun	Jul	Aug	Sep	Oct	Nov	Dec	Thru Apr	% Change	Total
<b>Total</b>	2024	189	184	200	167	-	-	-	-	-	-	-	-	740	-9%	740
	2023	202	171	238	203	321	328	108	199	185	189	165	207	814	▼	2,516
<b>Civil</b>	2024	15	16	15	23	40	22	21	20	21	51	25	13	69	-18%	69
	2023	17	20	20	27	40	22	21	20	21	51	25	13	84	▼	297
<b>Criminal</b>	2024	115	91	112	70	-	-	-	-	-	-	-	-	388	-11%	388
	2023	130	71	135	100	220	251	42	127	120	80	103	132	436	▼	1,511
<b>Concealed Handgun Permits</b>	2024	43	69	63	62	-	-	-	-	-	-	-	-	237	-4%	237
	2023	47	69	69	63	45	40	38	48	34	40	31	53	248	▼	577
<b>Miscellaneous/ Other</b>	2024	16	8	10	12	-	-	-	-	-	-	-	-	46	0%	46
	2023	8	11	14	13	16	15	7	4	10	18	6	9	46	↔	131

Dispositions by Case Category


Case Categories		Jan	Feb	Mar	Apr	May	Jun	Jul	Aug	Sep	Oct	Nov	Dec	Thru Apr	% Change	Total
<b>Administrative Law</b>	2024	-	-	-	-	1	1	-	-	1	-	1	-	0	0	0
	2023	-	-	-	-	-	-	-	-	-	-	-	-	0	↔	4
<b>Contested Divorce</b>	2024	4	3	3	3	6	2	1	1	-	-	-	-	13	44%	13
	2023	3	3	1	2	6	2	1	1	-	3	2	2	9	▲	26
<b>Domestic and Family - Level 1</b>	2024	-	4	-	-	-	-	-	-	-	-	-	-	4	-71%	4
	2023	-	-	2	12	8	1	-	5	2	25	9	-	14	▼	64
<b>Domestic and Family - Level 2</b>	2024	4	-	1	5	-	-	-	-	-	-	-	-	10	25%	10
	2023	3	-	5	-	2	3	3	7	2	5	3	3	8	▲	36
<b>Felonies and Related Matters</b>	2024	76	68	81	56	-	-	-	-	-	-	-	-	281	14%	281
	2023	59	49	75	64	131	188	31	83	83	49	72	83	247	▲	967
<b>General Civil - Level 2</b>	2024	5	2	5	7	-	-	-	-	-	-	-	-	19	12%	19
	2023	4	7	1	5	7	6	3	-	3	3	5	1	17	▲	45
<b>General Civil - Level 3</b>	2024	-	5	-	-	-	-	-	-	-	-	-	-	5	-55%	5
	2023	-	8	3	-	8	1	3	-	6	5	1	1	11	▼	36
<b>Miscellaneous Civil</b>	2024	57	75	73	74	-	-	-	-	-	-	-	-	279	-3%	279
	2023	53	76	83	76	59	51	45	51	45	56	37	61	288	▼	693
<b>Misdemeanor</b>	2024	32	22	28	12	-	-	-	-	-	-	-	-	94	-44%	94
	2023	60	21	60	28	87	57	11	41	32	18	24	40	169	▼	479
<b>Other</b>	2024	-	1	-	2	-	-	-	-	-	-	-	-	3	50%	3
	2023	-	1	1	-	-	-	1	-	-	1	-	1	2	▲	5
<b>Other Criminally Related Matters</b>	2024	7	1	3	2	-	-	-	-	-	-	-	-	13	-35%	13
	2023	11	1	-	8	2	6	1	3	5	13	7	9	20	▼	66
<b>Probates/Wills &amp; Trusts - Level 1</b>	2024	-	-	1	-	-	-	-	-	-	-	-	-	1	0%	1
	2023	-	1	-	-	-	-	-	-	-	-	-	-	1	↔	1
<b>Probates/Wills &amp; Trusts - Level 2</b>	2024	-	-	1	1	-	-	-	-	-	-	-	-	2	-50%	2
	2023	1	1	2	-	1	3	3	2	-	-	-	-	4	▼	13
<b>Uncontested Divorce</b>	2024	4	3	4	5	-	-	-	-	-	-	-	-	16	-33%	16
	2023	8	3	5	8	9	9	6	6	6	11	4	6	24	▼	81

Dashboard

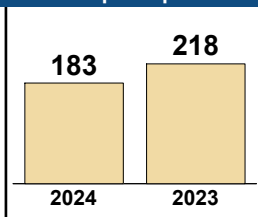
**Court:** Buena Vista Circuit  
**Start/End Date:** Jan-23 / Apr-24  
**2023 Average Month:** 50  
**Jan-Apr 2023:** 218  
**Dispositions Trending:** ▼

**Circuit/Court ID:** 25 225530  
**Type of Case:** Dispositions  
**2024 Average Month:** 46  
**Jan-Apr 2024 :** 183  
**Overall AVG. Month:** 49

Monthly Dispositions Summary



Jan --- Apr Dispositions



Dispositions by Division

Divisions		Jan	Feb	Mar	Apr	May	Jun	Jul	Aug	Sep	Oct	Nov	Dec	Thru Apr	% Change	Total
<b>Total</b>	2024	45	38	39	61	-	-	-	-	-	-	-	-	183	-16%	183
	2023	39	67	43	69	22	61	67	59	19	36	50	62	218	▼	594
<b>Civil</b>	2024	4	2	2	2	-	-	-	-	-	-	-	-	10	-17%	10
	2023	1	-	2	9	1	11	3	6	4	3	4	6	12	▼	50
<b>Criminal</b>	2024	22	29	29	42	-	-	-	-	-	-	-	-	122	-16%	122
	2023	26	44	30	45	21	42	54	39	10	19	33	44	145	▼	407
<b>Concealed Handgun Permits</b>	2024	16	4	7	15	-	-	-	-	-	-	-	-	42	-2%	42
	2023	9	21	6	7	-	6	6	11	1	11	9	10	43	▼	97
<b>Miscellaneous/ Other</b>	2024	1	3	1	2	-	-	-	-	-	-	-	-	7	-59%	7
	2023	3	2	5	7	-	2	4	3	4	3	4	2	17	▼	39
<b>Others</b>	2024	2	-	-	-	-	-	-	-	-	-	-	-	2	100%	2
	2023	-	-	-	1	-	-	-	-	-	-	-	-	1	▲	1

Dispositions by Case Category

Case Categories		Jan	Feb	Mar	Apr	May	Jun	Jul	Aug	Sep	Oct	Nov	Dec	Thru Apr	% Change	Total
<b>Contested Divorce</b>	2024	1	-	1	-	-	-	-	-	-	-	-	-	2	0%	2
	2023	-	-	1	1	-	-	-	-	1	-	1	5	2	↔	9
<b>Domestic and Family - Level 1</b>	2024	1	-	-	-	-	-	-	-	-	-	-	-	1	0%	1
	2023	-	-	-	1	-	6	-	2	2	1	-	-	1	↔	12
<b>Domestic and Family - Level 2</b>	2024	-	-	-	-	-	-	-	-	-	-	-	-	0	-100%	0
	2023	-	-	-	2	-	2	-	-	-	1	-	-	2	▼	5
<b>Felonies and Related Matters</b>	2024	11	19	20	33	-	-	-	-	-	-	-	-	83	-17%	83
	2023	18	23	25	34	18	25	50	26	5	13	24	28	100	▼	289
<b>General Civil - Level 1</b>	2024	-	-	-	-	-	-	-	-	-	-	-	-	0	-100%	0
	2023	-	-	-	1	-	-	-	-	-	-	-	-	1	▼	1
<b>General Civil - Level 2</b>	2024	1	-	-	1	-	-	-	-	-	-	-	-	2	-33%	2
	2023	-	-	1	2	-	-	-	-	-	1	1	-	3	▼	5
<b>General Civil - Level 3</b>	2024	-	-	-	-	-	-	-	-	-	-	-	-	0	-100%	0
	2023	-	-	-	1	-	1	-	1	-	-	-	-	1	▼	3
<b>Miscellaneous Civil</b>	2024	17	7	8	17	-	-	-	-	-	-	-	-	49	-14%	49
	2023	12	23	9	13	-	8	10	14	5	13	12	12	57	▼	131
<b>Misdemeanor</b>	2024	10	7	8	7	-	-	-	-	-	-	-	-	32	-14%	32
	2023	5	17	4	11	2	13	4	12	5	6	7	14	37	▼	100
<b>Other</b>	2024	2	-	-	-	-	-	-	-	-	-	-	-	2	100%	2
	2023	-	-	-	1	-	-	-	-	-	-	-	-	1	▲	1
<b>Other Criminally Related Matters</b>	2024	1	3	1	2	-	-	-	-	-	-	-	-	7	-13%	7
	2023	3	4	1	-	1	4	-	1	-	-	2	2	8	▼	18
<b>Probates/Wills &amp; Trusts - Level 2</b>	2024	1	1	-	-	-	-	-	-	-	-	-	-	2	100%	2
	2023	-	-	-	1	-	-	1	1	-	-	-	-	1	▲	3
<b>Protective Orders</b>	2024	-	-	-	-	-	-	-	-	-	-	-	-	0	0	0
	2023	-	-	-	-	-	1	-	-	-	-	-	-	0	↔	1
<b>Uncontested Divorce</b>	2024	-	1	1	1	-	-	-	-	-	-	-	-	3	-25%	3
	2023	1	-	1	2	1	1	2	2	1	1	3	1	4	▼	16

Dashboard		Monthly Dispositions Summary		Jan --- Apr Dispositions	
<p><b>Court:</b> Staunton Circuit  <b>Start/End Date:</b> Jan-23 / Apr-24  <b>2023 Average Month:</b> 227  <b>Jan-Apr 2023:</b> 778  <b>Dispositions Trending:</b> ▲</p>	<p><b>Circuit/Court ID:</b> 25 225790  <b>Type of Case:</b> Dispositions  <b>2024 Average Month:</b> 291  <b>Jan-Apr 2024 :</b> 1,164  <b>Overall AVG. Month:</b> 243</p>	<p style="text-align: center; font-weight: bold;">Jan 23 - Apr 24</p>		<div style="display: flex; justify-content: space-around; align-items: center;"> <div style="text-align: center;"> <p style="font-size: 1.2em; font-weight: bold;">1,164</p> <div style="width: 40px; height: 40px; background-color: #f0e68c; margin: 0 auto;"></div> <p style="font-size: 0.8em;">2024</p> </div> <div style="text-align: center;"> <p style="font-size: 1.2em; font-weight: bold;">778</p> <div style="width: 40px; height: 40px; background-color: #f0e68c; margin: 0 auto;"></div> <p style="font-size: 0.8em;">2023</p> </div> </div>	


Dispositions by Division																
Divisions		Jan	Feb	Mar	Apr	May	Jun	Jul	Aug	Sep	Oct	Nov	Dec	Thru Apr	% Change	Total
<b>Total</b>	2024	296	400	252	216	-	-	-	-	-	-	-	-	1,164	50%	1,164
	2023	206	205	208	159	165	224	135	376	196	179	341	334	778	▲	2,728
<b>Civil</b>	2024	18	108	24	16	-	-	-	-	-	-	-	-	166	225%	166
	2023	12	11	9	19	18	6	7	41	39	15	143	56	51	▲	376
<b>Criminal</b>	2024	210	228	134	128	-	-	-	-	-	-	-	-	700	57%	700
	2023	114	146	119	68	93	157	77	251	108	113	134	205	447	▲	1,585
<b>Concealed Handgun Permits</b>	2024	25	35	33	30	-	-	-	-	-	-	-	-	123	-6%	123
	2023	43	31	30	27	26	25	13	44	22	27	21	21	131	▼	330
<b>Miscellaneous/ Other</b>	2024	43	29	59	42	-	-	-	-	-	-	-	-	173	16%	173
	2023	37	17	50	45	28	36	38	40	27	24	43	52	149	▲	437
<b>Others</b>	2024	-	-	2	-	-	-	-	-	-	-	-	-	2	2	2
	2023	-	-	-	-	-	-	-	-	-	-	-	-	0	↔	0

Dispositions by Case Category																
Case Categories		Jan	Feb	Mar	Apr	May	Jun	Jul	Aug	Sep	Oct	Nov	Dec	Thru Apr	% Change	Total
<b>Capital Murder</b>	2024	-	1	-	-	-	-	-	-	-	-	-	-	1	1	1
	2023	-	-	-	-	-	-	-	-	-	-	-	-	0	↔	0
<b>Contested Divorce</b>	2024	3	5	1	4	-	-	-	-	-	-	-	-	13	117%	13
	2023	2	1	1	2	2	-	1	2	3	1	4	6	6	▲	25
<b>Domestic and Family - Level 1</b>	2024	4	2	2	2	-	-	-	-	-	-	-	-	10	0%	10
	2023	3	-	2	5	7	4	-	17	27	3	12	21	10	↔	101
<b>Domestic and Family - Level 2</b>	2024	3	93	13	3	-	-	-	-	-	-	-	-	112	1,767%	112
	2023	1	5	-	-	2	1	2	8	6	3	114	6	6	▲	148
<b>Felonies and Related Matters</b>	2024	159	184	99	77	-	-	-	-	-	-	-	-	519	59%	519
	2023	81	115	94	36	61	123	39	167	85	76	98	164	326	▲	1,139
<b>General Civil - Level 1</b>	2024	-	-	-	-	-	-	-	-	-	-	-	-	0	-100%	0
	2023	-	-	-	1	-	-	-	-	-	-	-	1	1	▼	2
<b>General Civil - Level 2</b>	2024	1	1	7	1	-	-	-	-	-	-	-	-	10	-23%	10
	2023	4	3	4	2	2	3	2	3	2	1	2	10	13	▼	38
<b>General Civil - Level 3</b>	2024	2	-	1	2	-	-	-	-	-	-	-	-	5	-44%	5
	2023	3	1	2	3	3	1	-	5	1	1	8	13	9	▼	41
<b>Miscellaneous Civil</b>	2024	34	47	54	49	-	-	-	-	-	-	-	-	184	1%	184
	2023	52	38	48	44	40	36	25	60	32	38	34	37	182	▲	484
<b>Misdemeanor</b>	2024	36	32	29	48	-	-	-	-	-	-	-	-	145	58%	145
	2023	22	19	20	31	26	31	19	46	17	23	34	29	92	▲	317
<b>Other</b>	2024	32	16	36	22	-	-	-	-	-	-	-	-	106	31%	106
	2023	23	8	27	23	9	21	24	20	14	12	22	18	81	▲	221
<b>Other Criminally Related Matters</b>	2024	15	11	6	3	-	-	-	-	-	-	-	-	35	-3%	35
	2023	11	12	6	7	6	3	19	38	6	15	2	12	36	▼	137
<b>Probates/Wills &amp; Trusts - Level 1</b>	2024	-	-	1	-	-	-	-	-	-	-	-	-	1	1	1
	2023	-	-	-	-	-	-	-	-	-	-	-	-	0	↔	0
<b>Probates/Wills &amp; Trusts - Level 2</b>	2024	1	3	1	2	-	-	-	-	-	-	-	-	7	133%	7
	2023	1	-	1	1	-	1	1	1	-	1	1	6	3	▲	14
<b>Protective Orders</b>	2024	1	-	-	-	-	-	-	-	-	-	-	-	1	1	1
	2023	-	-	-	-	-	-	-	-	-	1	-	-	0	↔	1
<b>Uncontested Divorce</b>	2024	5	5	2	3	-	-	-	-	-	-	-	-	15	15%	15
	2023	3	3	3	4	7	-	3	9	3	4	10	11	13	▲	60

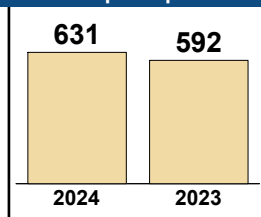
Dashboard

**Court:** Waynesboro Circuit **Circuit/Court ID:** 25 225820  
**Start/End Date:** Jan-23 / Apr-24 **Type of Case:** Dispositions  
**2023 Average Month:** 137 **2024 Average Month:** 158  
**Jan-Apr 2023:** 592 **Jan-Apr 2024 :** 631  
**Dispositions Trending:** ▲ **Overall AVG. Month:** 142

Monthly Dispositions Summary



Jan --- Apr Dispositions



Dispositions by Division

Divisions		Jan	Feb	Mar	Apr	May	Jun	Jul	Aug	Sep	Oct	Nov	Dec	Thru Apr	% Change	Total
<b>Total</b>	2024	146	204	153	128	-	-	-	-	-	-	-	-	631	7%	631
	2023	111	156	149	176	130	109	110	165	133	147	98	162	592	▲	1,646
<b>Civil</b>	2024	19	13	11	7	-	-	-	-	-	-	-	-	50	-24%	50
	2023	12	16	19	19	10	9	26	12	10	21	14	8	66	▼	176
<b>Criminal</b>	2024	88	118	55	58	-	-	-	-	-	-	-	-	319	27%	319
	2023	37	57	57	100	74	69	34	103	66	72	36	100	251	▲	805
<b>Concealed Handgun Permits</b>	2024	11	44	49	34	-	-	-	-	-	-	-	-	138	14%	138
	2023	24	34	30	33	30	19	24	16	25	27	25	22	121	▲	309
<b>Miscellaneous/ Other</b>	2024	28	28	37	26	-	-	-	-	-	-	-	-	119	-22%	119
	2023	38	48	43	23	16	12	26	34	32	27	23	31	152	▼	353
<b>Others</b>	2024	-	1	1	3	-	-	-	-	-	-	-	-	5	150%	5
	2023	-	1	-	1	-	-	-	-	-	-	-	1	2	▲	3

Dispositions by Case Category

Case Categories		Jan	Feb	Mar	Apr	May	Jun	Jul	Aug	Sep	Oct	Nov	Dec	Thru Apr	% Change	Total
<b>Administrative Law</b>	2024	-	-	-	-	-	-	-	-	-	-	-	-	0	-100%	0
	2023	-	-	1	-	-	-	-	-	-	-	-	-	1	▼	1
<b>Capital Murder</b>	2024	-	-	-	-	-	-	-	-	-	-	-	-	0	0	0
	2023	-	-	-	-	-	-	1	-	-	-	-	-	0	↔	1
<b>Contested Divorce</b>	2024	1	3	2	1	-	-	-	-	-	-	-	-	7	-46%	7
	2023	4	3	4	2	2	-	5	1	1	3	2	1	13	▼	28
<b>Domestic and Family - Level 1</b>	2024	10	2	3	-	-	-	-	-	-	-	-	-	15	0%	15
	2023	4	-	5	6	-	-	5	4	2	2	1	1	15	↔	30
<b>Domestic and Family - Level 2</b>	2024	-	2	1	-	-	-	-	-	-	-	-	-	3	0%	3
	2023	1	-	2	-	-	2	3	1	-	1	-	-	3	↔	10
<b>Felonies and Related Matters</b>	2024	55	82	42	41	-	-	-	-	-	-	-	-	220	16%	220
	2023	24	44	39	83	55	54	24	82	48	48	26	72	190	▲	599
<b>General Civil - Level 1</b>	2024	-	-	-	-	-	-	-	-	-	-	-	-	0	0	0
	2023	-	-	-	-	-	-	1	-	-	-	-	-	0	↔	1
<b>General Civil - Level 2</b>	2024	2	3	4	2	-	-	-	-	-	-	-	-	11	-27%	11
	2023	1	6	3	5	-	2	3	-	1	-	1	-	15	▼	22
<b>General Civil - Level 3</b>	2024	4	1	1	-	-	-	-	-	-	-	-	-	6	-25%	6
	2023	2	1	1	4	2	5	5	6	3	11	7	3	8	▼	50
<b>Miscellaneous Civil</b>	2024	15	50	64	42	-	-	-	-	-	-	-	-	171	13%	171
	2023	32	43	36	40	45	29	40	30	35	35	34	36	151	▲	435
<b>Misdemeanor</b>	2024	28	36	12	15	-	-	-	-	-	-	-	-	91	60%	91
	2023	12	12	17	16	19	11	9	21	18	22	8	24	57	▲	189
<b>Other</b>	2024	24	22	22	21	-	-	-	-	-	-	-	-	89	-28%	89
	2023	30	41	36	17	1	1	10	19	20	19	14	18	124	▼	226
<b>Other Criminally Related Matters</b>	2024	5	-	1	2	-	-	-	-	-	-	-	-	8	100%	8
	2023	1	1	1	1	-	4	-	-	-	2	2	4	4	▲	16
<b>Probates/Wills &amp; Trusts - Level 2</b>	2024	-	-	-	-	-	-	-	-	-	-	-	-	0	0	0
	2023	-	-	-	-	3	1	1	-	-	-	-	-	0	↔	5
<b>Uncontested Divorce</b>	2024	2	3	1	4	-	-	-	-	-	-	-	-	10	-9%	10
	2023	-	5	4	2	3	-	3	1	5	4	3	3	11	▼	33

Dashboard		Monthly Dispositions Summary		Jan --- Apr Dispositions					
<p><b>Court:</b> Clarke Circuit  <b>Start/End Date:</b> Jan-23 / Apr-24  <b>2023 Average Month:</b> 60  <b>Jan-Apr 2023:</b> 235  <b>Dispositions Trending:</b> ↔</p>	<p><b>Circuit/Court ID:</b> 26 226043  <b>Type of Case:</b> Dispositions  <b>2024 Average Month:</b> 58  <b>Jan-Apr 2024 :</b> 233  <b>Overall AVG. Month:</b> 60</p>	<p>Jan 23 - Apr 24</p>		<table border="1" style="margin: auto;"> <tr> <td style="text-align: center; width: 50px;">233</td> <td style="text-align: center; width: 50px;">235</td> </tr> <tr> <td style="text-align: center;">2024</td> <td style="text-align: center;">2023</td> </tr> </table>		233	235	2024	2023
233	235								
2024	2023								

Dispositions by Division																
Divisions		Jan	Feb	Mar	Apr	May	Jun	Jul	Aug	Sep	Oct	Nov	Dec	Thru Apr	% Change	Total
<b>Total</b>	2024	61	40	64	68	-	-	-	-	-	-	-	-	233	-1%	233
	2023	59	61	63	52	68	52	77	55	52	60	59	64	235	▼	722
<b>Civil</b>	2024	8	7	9	7	-	-	-	-	-	-	-	-	31	-23%	31
	2023	9	18	7	6	12	2	9	9	5	6	7	6	40	▼	96
<b>Criminal</b>	2024	12	1	15	26	-	-	-	-	-	-	-	-	54	116%	54
	2023	4	8	9	4	16	21	22	9	8	23	21	22	25	▲	167
<b>Concealed Handgun Permits</b>	2024	32	23	34	27	-	-	-	-	-	-	-	-	116	-13%	116
	2023	37	30	40	27	35	25	36	31	30	21	26	31	134	▼	369
<b>Miscellaneous/ Other</b>	2024	9	9	6	8	-	-	-	-	-	-	-	-	32	-11%	32
	2023	9	5	7	15	5	4	10	6	9	10	5	5	36	▼	90


Dispositions by Case Category																
Case Categories		Jan	Feb	Mar	Apr	May	Jun	Jul	Aug	Sep	Oct	Nov	Dec	Thru Apr	% Change	Total
<b>Administrative Law</b>	2024	-	-	-	-	-	-	-	-	-	-	-	-	0	-100%	0
	2023	1	-	-	-	-	-	-	-	-	-	-	-	1	▼	1
<b>Contested Divorce</b>	2024	1	1	1	2	-	-	-	-	-	-	-	-	5	150%	5
	2023	1	-	1	-	2	-	1	1	-	-	1	2	2	▲	9
<b>Domestic and Family - Level 1</b>	2024	-	-	5	-	-	-	-	-	-	1	3	1	5	67%	5
	2023	-	-	3	-	-	-	-	-	-	1	3	1	3	▲	8
<b>Domestic and Family - Level 2</b>	2024	-	1	-	1	-	-	-	-	-	-	-	-	2	100%	2
	2023	1	-	-	-	-	-	-	1	-	-	2	-	1	▲	4
<b>Felonies and Related Matters</b>	2024	11	1	11	19	-	-	-	-	-	-	-	-	42	121%	42
	2023	1	5	9	4	13	13	16	8	5	22	10	17	19	▲	123
<b>General Civil - Level 1</b>	2024	-	-	-	-	-	-	-	-	-	-	-	-	0	0	0
	2023	-	-	-	-	-	-	-	1	-	-	-	-	0	↔	1
<b>General Civil - Level 2</b>	2024	1	2	2	1	-	-	-	-	-	-	-	-	6	-50%	6
	2023	3	2	2	5	-	-	2	3	-	2	1	-	12	▼	20
<b>General Civil - Level 3</b>	2024	2	1	-	1	-	-	-	-	-	-	-	-	4	-79%	4
	2023	-	14	2	3	4	-	4	-	2	1	-	1	19	▼	31
<b>Miscellaneous Civil</b>	2024	40	30	38	33	-	-	-	-	-	-	-	-	141	-8%	141
	2023	43	31	44	35	39	29	43	35	38	29	31	36	153	▼	433
<b>Misdemeanor</b>	2024	-	-	4	7	-	-	-	-	-	-	-	-	11	120%	11
	2023	2	3	-	-	2	5	6	-	2	1	3	4	5	▲	28
<b>Other</b>	2024	-	1	-	-	-	-	-	-	-	-	-	-	1	-75%	1
	2023	1	2	-	1	-	-	-	-	1	-	-	-	4	▼	5
<b>Other Criminally Related Matters</b>	2024	1	-	-	-	-	-	-	-	-	-	-	-	1	-50%	1
	2023	1	1	-	-	1	3	1	1	1	1	9	1	2	▼	20
<b>Probates/Wills &amp; Trusts - Level 1</b>	2024	-	-	1	-	-	-	-	-	-	-	-	-	1	1	1
	2023	-	-	-	-	-	-	-	-	-	-	-	-	0	↔	0
<b>Probates/Wills &amp; Trusts - Level 2</b>	2024	1	-	1	1	-	-	-	-	-	-	-	-	3	-40%	3
	2023	1	1	2	1	1	-	-	-	-	-	-	-	5	▼	6
<b>Protective Orders</b>	2024	-	-	-	-	-	-	-	-	-	-	-	-	0	0	0
	2023	-	-	-	-	-	-	-	-	-	-	-	1	0	↔	1
<b>Uncontested Divorce</b>	2024	4	3	1	3	-	-	-	-	-	-	-	-	11	22%	11
	2023	4	2	-	3	6	2	4	5	2	1	1	2	9	▲	32

Dashboard

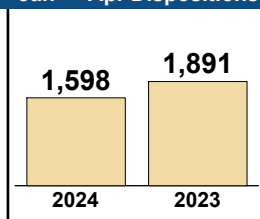
**Court:** Frederick Circuit  
**Start/End Date:** Jan-23 / Apr-24  
**2023 Average Month:** 446  
**Jan-Apr 2023:** 1,891  
**Dispositions Trending:** ▼

**Circuit/Court ID:** 26 226069  
**Type of Case:** Dispositions  
**2024 Average Month:** 400  
**Jan-Apr 2024 :** 1,598  
**Overall AVG. Month:** 434

Monthly Dispositions Summary



Jan --- Apr Dispositions



Dispositions by Division

Divisions		Jan	Feb	Mar	Apr	May	Jun	Jul	Aug	Sep	Oct	Nov	Dec	Thru Apr	% Change	Total
<b>Total</b>	2024	353	385	438	422	-	-	-	-	-	-	-	-	1,598	-15%	1,598
	2023	536	494	466	395	435	453	489	391	520	352	440	380	1,891	▼	5,351
<b>Civil</b>	2024	39	25	37	35	-	-	-	-	-	-	-	-	136	-28%	136
	2023	38	47	54	49	40	54	118	55	38	22	69	50	188	▼	634
<b>Criminal</b>	2024	141	167	165	156	-	-	-	-	-	-	-	-	629	-6%	629
	2023	223	175	126	148	182	196	162	144	248	147	157	138	672	▼	2,046
<b>Concealed Handgun Permits</b>	2024	140	157	200	155	-	-	-	-	-	-	-	-	652	-18%	652
	2023	227	214	217	140	156	149	136	114	187	150	171	157	798	▼	2,018
<b>Miscellaneous/ Other</b>	2024	33	36	35	75	-	-	-	-	-	-	-	-	179	-22%	179
	2023	45	58	69	58	55	53	72	77	47	33	42	35	230	▼	644
<b>Others</b>	2024	-	-	1	1	-	-	-	-	-	-	-	-	2	-33%	2
	2023	3	-	-	-	2	1	1	1	-	-	-	1	3	▼	9

Dispositions by Case Category

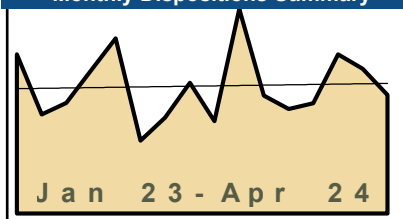
Case Categories		Jan	Feb	Mar	Apr	May	Jun	Jul	Aug	Sep	Oct	Nov	Dec	Thru Apr	% Change	Total
<b>Administrative Law</b>	2024	-	-	-	-	-	-	-	-	-	-	-	-	0	-100%	0
	2023	-	1	-	-	-	-	-	-	-	-	-	-	1	▼	1
<b>Contested Divorce</b>	2024	4	3	6	6	-	-	-	-	-	-	-	-	19	-37%	19
	2023	9	7	9	5	8	9	12	7	7	-	8	7	30	▼	88
<b>Domestic and Family - Level 1</b>	2024	3	4	3	4	-	-	-	-	-	-	-	-	14	-39%	14
	2023	5	4	8	6	1	7	4	5	2	2	21	2	23	▼	67
<b>Domestic and Family - Level 2</b>	2024	2	2	2	1	-	-	-	-	-	-	-	-	7	-36%	7
	2023	4	2	1	4	2	3	2	10	2	1	9	5	11	▼	45
<b>Felonies and Related Matters</b>	2024	95	115	103	114	-	-	-	-	-	-	-	-	427	-13%	427
	2023	151	137	90	114	129	135	121	107	178	114	134	97	492	▼	1,507
<b>General Civil - Level 1</b>	2024	-	-	-	1	-	-	-	-	-	-	-	-	1	1	1
	2023	-	-	-	-	-	1	2	-	-	-	-	-	0	↔	3
<b>General Civil - Level 2</b>	2024	10	4	6	9	-	-	-	-	-	-	-	-	29	-24%	29
	2023	7	14	7	10	6	15	32	7	6	3	8	6	38	▼	121
<b>General Civil - Level 3</b>	2024	3	2	2	3	-	-	-	-	-	-	-	-	10	0%	10
	2023	3	3	3	1	5	7	8	9	3	3	2	3	10	↔	50
<b>Miscellaneous Civil</b>	2024	158	181	229	178	-	-	-	-	-	-	-	-	746	-18%	746
	2023	256	239	252	167	190	181	184	147	220	172	196	180	914	▼	2,384
<b>Misdemeanor</b>	2024	31	42	52	37	-	-	-	-	-	-	-	-	162	6%	162
	2023	64	35	30	24	47	57	41	30	66	30	19	41	153	▲	484
<b>Other</b>	2024	12	12	6	45	-	-	-	-	-	-	-	-	75	-24%	75
	2023	18	27	27	27	21	15	23	38	9	9	13	12	99	▼	239
<b>Other Criminally Related Matters</b>	2024	16	10	11	5	-	-	-	-	-	-	-	-	42	50%	42
	2023	8	4	6	10	6	5	3	7	7	3	7	-	28	▲	66
<b>Probates/Wills &amp; Trusts - Level 1</b>	2024	-	-	-	-	-	-	-	-	-	-	-	-	0	0	0
	2023	-	-	-	-	1	-	2	-	1	-	-	1	0	↔	5
<b>Probates/Wills &amp; Trusts - Level 2</b>	2024	4	3	2	-	-	-	-	-	-	-	-	-	9	-50%	9
	2023	1	6	3	8	4	4	7	5	2	1	1	3	18	▼	45
<b>Protective Orders</b>	2024	1	1	-	-	-	-	-	-	-	-	-	-	2	2	2
	2023	-	-	-	-	-	-	1	1	2	-	1	1	0	↔	6
<b>Uncontested Divorce</b>	2024	14	6	16	19	-	-	-	-	-	-	-	-	55	-26%	55
	2023	10	15	30	19	15	14	47	18	15	14	21	22	74	▼	240

Dashboard

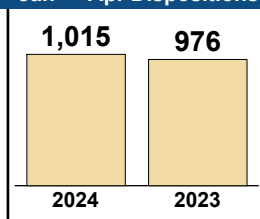
**Court:** Page Circuit  
**Start/End Date:** Jan-23 / Apr-24  
**2023 Average Month:** 239  
**Jan-Apr 2023:** 976  
**Dispositions Trending:** ▲

**Circuit/Court ID:** 26 226139  
**Type of Case:** Dispositions  
**2024 Average Month:** 254  
**Jan-Apr 2024 :** 1,015  
**Overall AVG. Month:** 243

Monthly Dispositions Summary



Jan --- Apr Dispositions



Dispositions by Division

Divisions		Jan	Feb	Mar	Apr	May	Jun	Jul	Aug	Sep	Oct	Nov	Dec	Thru Apr	% Change	Total
<b>Total</b>	2024	210	303	276	226	-	-	-	-	-	-	-	-	1,015	4%	1,015
	2023	303	189	211	273	334	139	183	249	176	390	225	199	976	▲	2,871
<b>Civil</b>	2024	22	17	19	18	-	-	-	-	-	-	-	-	76	58%	76
	2023	16	16	11	5	21	7	16	14	28	17	22	24	48	▲	197
<b>Criminal</b>	2024	135	233	181	157	-	-	-	-	-	-	-	-	706	15%	706
	2023	199	89	128	200	267	89	119	173	109	317	157	148	616	▲	1,995
<b>Concealed Handgun Permits</b>	2024	43	42	61	42	-	-	-	-	-	-	-	-	188	-30%	188
	2023	72	77	62	57	33	40	35	45	31	43	38	21	268	▼	554
<b>Miscellaneous/ Other</b>	2024	10	10	15	9	-	-	-	-	-	-	-	-	44	0%	44
	2023	16	7	10	11	13	3	13	17	8	13	8	6	44	↔	125
<b>Others</b>	2024	-	1	-	-	-	-	-	-	-	-	-	-	1	1	1
	2023	-	-	-	-	-	-	-	-	-	-	-	-	0	↔	0

Dispositions by Case Category

Case Categories		Jan	Feb	Mar	Apr	May	Jun	Jul	Aug	Sep	Oct	Nov	Dec	Thru Apr	% Change	Total
<b>Contested Divorce</b>	2024	2	3	2	-	-	-	-	-	-	-	-	-	7	75%	7
	2023	2	1	1	-	1	1	2	2	4	2	3	3	4	▲	22
<b>Domestic and Family - Level 1</b>	2024	2	1	-	-	-	-	-	-	-	-	-	-	3	-40%	3
	2023	-	3	-	2	-	-	2	-	3	1	-	4	5	▼	15
<b>Domestic and Family - Level 2</b>	2024	7	2	3	4	-	-	-	-	-	-	-	-	16	167%	16
	2023	5	-	1	-	-	1	-	-	8	-	6	7	6	▲	28
<b>Felonies and Related Matters</b>	2024	81	170	114	116	-	-	-	-	-	-	-	-	481	25%	481
	2023	143	57	72	112	210	70	81	88	59	268	118	102	384	▲	1,380
<b>General Civil - Level 2</b>	2024	3	2	6	1	-	-	-	-	-	-	-	-	12	9%	12
	2023	3	3	3	2	5	1	1	5	2	3	1	-	11	▲	29
<b>General Civil - Level 3</b>	2024	8	8	4	2	-	-	-	-	-	-	-	-	22	340%	22
	2023	2	1	1	1	10	1	-	4	7	3	6	4	5	▲	40
<b>Miscellaneous Civil</b>	2024	51	48	73	51	-	-	-	-	-	-	-	-	223	-27%	223
	2023	87	84	71	65	45	43	47	59	39	55	46	26	307	▼	667
<b>Misdemeanor</b>	2024	54	64	67	43	-	-	-	-	-	-	-	-	228	19%	228
	2023	56	31	39	66	54	16	33	73	35	45	28	47	192	▲	523
<b>Other</b>	2024	-	2	-	1	-	-	-	-	-	-	-	-	3	3	3
	2023	-	-	-	-	-	-	-	-	-	-	-	1	0	↔	1
<b>Other Criminally Related Matters</b>	2024	-	-	-	-	-	-	-	-	-	-	-	-	0	-100%	0
	2023	-	2	17	22	3	3	5	12	15	4	11	1	41	▼	95
<b>Probates/Wills &amp; Trusts - Level 2</b>	2024	-	2	-	-	-	-	-	-	-	-	-	-	2	0%	2
	2023	-	2	-	-	-	1	1	1	1	-	-	1	2	↔	7
<b>Protective Orders</b>	2024	-	-	-	1	-	-	-	-	-	-	-	-	1	1	1
	2023	-	-	-	-	-	-	-	-	-	-	-	-	0	↔	0
<b>Uncontested Divorce</b>	2024	2	1	7	7	-	-	-	-	-	-	-	-	17	-11%	17
	2023	5	5	6	3	6	2	11	5	3	9	6	3	19	▼	64

Dashboard		Monthly Dispositions Summary		Jan --- Apr Dispositions	
<b>Court:</b> Rockingham Circuit	<b>Circuit/Court ID:</b> 26 226165			<b>2,828</b> <b>2,866</b>	
<b>Start/End Date:</b> Jan-23 / Apr-24	<b>Type of Case:</b> Dispositions				
<b>2023 Average Month:</b> 712	<b>2024 Average Month:</b> 707			<b>2024</b> <b>2023</b>	
<b>Jan-Apr 2023:</b> 2,866	<b>Jan-Apr 2024 :</b> 2,828				
<b>Dispositions Trending:</b> ↔	<b>Overall AVG. Month:</b> 711				

Dispositions by Division																
Divisions		Jan	Feb	Mar	Apr	May	Jun	Jul	Aug	Sep	Oct	Nov	Dec	Thru Apr	% Change	Total
<b>Total</b>	2024	671	739	769	649	-	-	-	-	-	-	-	-	2,828	-1%	2,828
	2023	689	638	829	710	672	744	639	826	632	681	612	869	2,866	▼	8,541
<b>Civil</b>	2024	54	48	60	52	-	-	-	-	-	-	-	-	214	-21%	214
	2023	58	61	85	66	58	77	86	62	74	63	63	70	270	▼	823
<b>Criminal</b>	2024	261	281	367	303	-	-	-	-	-	-	-	-	1,212	13%	1,212
	2023	278	203	332	262	232	382	268	374	234	307	257	292	1,075	▲	3,421
<b>Concealed Handgun Permits</b>	2024	186	188	189	188	-	-	-	-	-	-	-	-	751	-10%	751
	2023	170	215	232	213	236	156	147	172	173	170	173	153	830	▼	2,210
<b>Miscellaneous/ Other</b>	2024	170	222	153	106	-	-	-	-	-	-	-	-	651	-6%	651
	2023	183	159	180	168	146	129	138	218	151	140	119	354	690	▼	2,085
<b>Others</b>	2024	-	-	-	-	-	-	-	-	-	-	-	-	0	-100%	0
	2023	-	-	-	1	-	-	-	-	-	1	-	-	1	▼	2

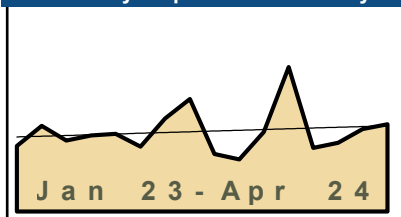
Dispositions by Case Category																
Case Categories		Jan	Feb	Mar	Apr	May	Jun	Jul	Aug	Sep	Oct	Nov	Dec	Thru Apr	% Change	Total
<b>Administrative Law</b>	2024	-	2	1	-	-	-	-	-	-	-	-	-	3	50%	3
	2023	-	-	-	2	1	-	2	-	-	-	-	1	2	▲	6
<b>Capital Murder</b>	2024	-	4	-	-	-	-	-	-	-	-	-	-	4	300%	4
	2023	-	1	-	-	-	-	-	-	-	-	-	-	1	▲	1
<b>Contested Divorce</b>	2024	9	13	10	2	-	-	-	-	-	-	-	-	34	-23%	34
	2023	9	10	16	9	10	11	9	9	6	8	10	15	44	▼	122
<b>Domestic and Family - Level 1</b>	2024	2	2	4	19	-	-	-	-	-	-	-	-	27	-46%	27
	2023	5	22	12	11	8	5	29	4	10	15	2	9	50	▼	132
<b>Domestic and Family - Level 2</b>	2024	12	-	4	4	-	-	-	-	-	-	-	-	20	54%	20
	2023	3	3	6	1	4	14	5	2	5	2	1	4	13	▲	50
<b>Felonies and Related Matters</b>	2024	201	228	302	239	-	-	-	-	-	-	-	-	970	20%	970
	2023	221	144	255	185	177	308	218	302	176	236	183	217	805	▲	2,622
<b>General Civil - Level 1</b>	2024	-	2	-	-	-	-	-	-	-	-	-	-	2	-33%	2
	2023	3	-	-	-	-	-	-	3	3	1	-	-	3	▼	10
<b>General Civil - Level 2</b>	2024	11	13	15	5	-	-	-	-	-	-	-	-	44	7%	44
	2023	9	8	11	13	15	12	10	12	14	7	14	14	41	▲	139
<b>General Civil - Level 3</b>	2024	10	6	5	3	-	-	-	-	-	-	-	-	24	-14%	24
	2023	5	8	7	8	9	4	5	7	8	9	5	8	28	▼	83
<b>Miscellaneous Civil</b>	2024	228	242	231	227	-	-	-	-	-	-	-	-	928	-9%	928
	2023	217	252	281	271	275	191	189	241	229	210	202	189	1,021	▼	2,747
<b>Misdemeanor</b>	2024	49	45	60	61	-	-	-	-	-	-	-	-	215	-11%	215
	2023	47	52	70	72	44	66	44	65	44	64	59	62	241	▼	689
<b>Other</b>	2024	122	159	106	67	-	-	-	-	-	-	-	-	454	-5%	454
	2023	131	113	126	106	99	89	93	142	90	94	86	312	476	▼	1,481
<b>Other Criminally Related Matters</b>	2024	11	4	5	5	-	-	-	-	-	-	-	-	25	-17%	25
	2023	11	6	8	5	11	8	6	7	14	7	15	13	30	▼	111
<b>Probates/Wills &amp; Trusts - Level 1</b>	2024	-	1	-	-	-	-	-	-	-	-	-	-	1	1	1
	2023	-	-	-	-	-	1	-	-	-	-	-	-	0	↔	1
<b>Probates/Wills &amp; Trusts - Level 2</b>	2024	1	3	3	4	-	-	-	-	-	-	-	-	11	0%	11
	2023	2	-	6	3	2	2	2	3	3	3	4	1	11	↔	31
<b>Protective Orders</b>	2024	1	-	1	1	-	-	-	-	-	-	-	-	3	-25%	3
	2023	-	2	2	-	1	3	7	3	-	3	1	1	4	▼	23
<b>Uncontested Divorce</b>	2024	14	15	22	12	-	-	-	-	-	-	-	-	63	-34%	63
	2023	26	17	29	24	15	31	20	26	30	22	29	24	96	▼	293



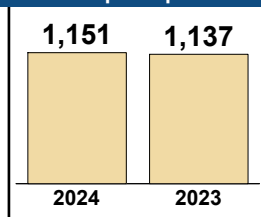
Dashboard

**Court:** Shenandoah Circuit **Circuit/Court ID:** 26 226171  
**Start/End Date:** Jan-23 / Apr-24 **Type of Case:** Dispositions  
**2023 Average Month:** 311 **2024 Average Month:** 288  
**Jan-Apr 2023:** 1,137 **Jan-Apr 2024 :** 1,151  
**Dispositions Trending:** ↔ **Overall AVG. Month:** 305

Monthly Dispositions Summary



Jan --- Apr Dispositions

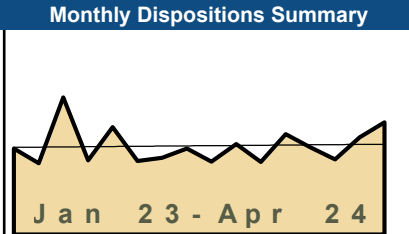


Dispositions by Division

Divisions		Jan	Feb	Mar	Apr	May	Jun	Jul	Aug	Sep	Oct	Nov	Dec	Thru Apr	% Change	Total
<b>Total</b>	2024	242	262	314	333	-	-	-	-	-	-	-	-	1,151	1%	1,151
	2023	250	327	270	290	296	247	355	429	219	199	303	550	1,137	▲	3,735
<b>Civil</b>	2024	17	13	20	23	-	-	-	-	-	-	-	-	73	-22%	73
	2023	18	15	43	18	16	37	17	24	15	34	12	23	94	▼	272
<b>Criminal</b>	2024	76	78	122	122	-	-	-	-	-	-	-	-	398	-4%	398
	2023	130	85	99	100	74	77	138	157	87	74	140	273	414	▼	1,434
<b>Concealed Handgun Permits</b>	2024	64	112	84	136	-	-	-	-	-	-	-	-	396	-11%	396
	2023	56	196	90	105	171	77	132	76	68	58	121	90	447	▼	1,240
<b>Miscellaneous/ Other</b>	2024	81	52	86	51	-	-	-	-	-	-	-	-	270	48%	270
	2023	46	31	38	67	35	56	65	166	49	33	30	164	182	▲	780
<b>Others</b>	2024	4	7	2	1	-	-	-	-	-	-	-	-	14	14	14
	2023	-	-	-	-	-	-	3	6	-	-	-	-	0	↔	9

Dispositions by Case Category

Case Categories		Jan	Feb	Mar	Apr	May	Jun	Jul	Aug	Sep	Oct	Nov	Dec	Thru Apr	% Change	Total
<b>Administrative Law</b>	2024	-	1	1	-	-	-	-	-	-	-	-	-	2	2	2
	2023	-	-	-	-	-	1	-	-	-	-	-	-	0	↔	1
<b>Capital Murder</b>	2024	-	-	-	-	-	-	-	-	-	-	-	-	0	-100%	0
	2023	8	-	1	-	-	-	-	-	-	-	-	-	9	▼	9
<b>Contested Divorce</b>	2024	1	3	4	2	-	-	-	-	-	-	-	-	10	-33%	10
	2023	3	-	9	3	2	6	2	1	1	3	3	4	15	▼	37
<b>Domestic and Family - Level 1</b>	2024	-	1	3	5	-	-	-	-	-	-	-	-	9	-74%	9
	2023	11	11	13	-	4	3	3	12	-	10	2	6	35	▼	75
<b>Domestic and Family - Level 2</b>	2024	-	-	1	2	-	-	-	-	-	-	-	-	3	-40%	3
	2023	2	-	3	2	2	3	-	1	-	4	1	1	5	▼	17
<b>Felonies and Related Matters</b>	2024	49	56	77	78	-	-	-	-	-	-	-	-	260	-13%	260
	2023	113	59	74	54	61	46	66	121	73	60	112	151	300	▼	990
<b>General Civil - Level 1</b>	2024	-	-	-	1	-	-	-	-	-	-	-	-	1	1	1
	2023	-	-	-	-	-	1	-	-	-	-	-	-	0	↔	1
<b>General Civil - Level 2</b>	2024	4	6	3	4	-	-	-	-	-	-	-	-	17	143%	17
	2023	-	2	4	1	6	9	3	1	5	4	1	-	7	▲	36
<b>General Civil - Level 3</b>	2024	7	3	1	2	-	4	-	-	1	1	2	1	13	225%	13
	2023	2	-	1	1	-	-	4	-	1	1	2	2	4	▲	15
<b>Miscellaneous Civil</b>	2024	77	128	100	154	-	-	-	-	-	-	-	-	459	-8%	459
	2023	70	211	102	118	179	97	153	95	75	70	129	99	501	▼	1,398
<b>Misdemeanor</b>	2024	27	17	37	29	-	-	-	-	-	-	-	-	110	28%	110
	2023	8	20	24	34	13	23	69	35	16	11	27	118	86	▲	398
<b>Other</b>	2024	70	42	69	34	-	-	-	-	-	-	-	-	215	75%	215
	2023	28	14	26	55	24	31	48	153	39	22	22	155	123	▲	617
<b>Other Criminally Related Matters</b>	2024	-	5	8	15	-	-	-	-	-	-	-	-	28	27%	28
	2023	1	6	-	15	-	10	3	3	-	3	1	4	22	▲	46
<b>Probates/Wills &amp; Trusts - Level 1</b>	2024	-	-	-	-	-	-	-	-	-	-	-	-	0	0	0
	2023	-	-	-	-	-	-	1	-	2	-	-	-	0	↔	3
<b>Probates/Wills &amp; Trusts - Level 2</b>	2024	-	-	1	1	-	-	-	-	-	-	-	-	2	-33%	2
	2023	1	-	1	1	1	1	2	-	-	2	-	2	3	▼	11
<b>Protective Orders</b>	2024	-	-	-	-	-	-	-	-	-	-	-	-	0	0	0
	2023	-	-	-	-	-	-	-	-	-	-	-	1	0	↔	1
<b>Uncontested Divorce</b>	2024	7	-	9	6	-	-	-	-	-	-	-	-	22	-19%	22
	2023	3	4	15	5	4	12	5	6	7	8	4	7	27	▼	80

Dashboard		Monthly Dispositions Summary		Jan --- Apr Dispositions					
<p><b>Court:</b> Warren Circuit  <b>Start/End Date:</b> Jan-23 / Apr-24  <b>2023 Average Month:</b> 333  <b>Jan-Apr 2023:</b> 1,404  <b>Dispositions Trending:</b> ⇌</p>	<p><b>Circuit/Court ID:</b> 26 226187  <b>Type of Case:</b> Dispositions  <b>2024 Average Month:</b> 354  <b>Jan-Apr 2024 :</b> 1,416  <b>Overall AVG. Month:</b> 338</p>	 <p>Jan 23 - Apr 24</p>		<table border="1" style="margin: auto;"> <tr> <td style="text-align: center; width: 50px;"><b>1,416</b></td> <td style="text-align: center; width: 50px;"><b>1,404</b></td> </tr> <tr> <td style="text-align: center;">2024</td> <td style="text-align: center;">2023</td> </tr> </table>		<b>1,416</b>	<b>1,404</b>	2024	2023
<b>1,416</b>	<b>1,404</b>								
2024	2023								

Dispositions by Division																
Divisions		Jan	Feb	Mar	Apr	May	Jun	Jul	Aug	Sep	Oct	Nov	Dec	Thru Apr	% Change	Total
<b>Total</b>	2024	332	286	370	428	-	-	-	-	-	-	-	-	1,416	1%	1,416
	2023	328	272	522	282	409	280	292	328	278	345	276	383	1,404	▲	3,995
<b>Civil</b>	2024	20	27	28	37	-	-	-	-	-	-	-	-	112	-28%	112
	2023	27	29	61	39	70	36	43	60	37	41	21	18	156	▼	482
<b>Criminal</b>	2024	149	103	190	200	-	-	-	-	-	-	-	-	642	17%	642
	2023	147	122	147	135	157	117	104	117	143	103	102	157	551	▲	1,551
<b>Concealed Handgun Permits</b>	2024	88	86	77	93	-	-	-	-	-	-	-	-	344	-7%	344
	2023	105	70	159	36	105	61	68	74	26	108	75	62	370	▼	949
<b>Miscellaneous/ Other</b>	2024	72	70	75	98	-	-	-	-	-	-	-	-	315	-4%	315
	2023	49	51	155	72	77	66	76	75	72	92	78	146	327	▼	1,009
<b>Others</b>	2024	3	-	-	-	-	-	-	-	-	-	-	-	3	3	3
	2023	-	-	-	-	-	-	1	2	-	1	-	-	0	↔	4

Dispositions by Case Category																
Case Categories		Jan	Feb	Mar	Apr	May	Jun	Jul	Aug	Sep	Oct	Nov	Dec	Thru Apr	% Change	Total
<b>Administrative Law</b>	2024	-	1	-	-	-	-	-	-	-	-	-	-	1	-67%	1
	2023	-	-	-	3	1	-	1	-	-	-	-	-	3	▼	5
<b>Contested Divorce</b>	2024	3	2	4	4	-	-	-	-	-	-	-	-	13	0%	13
	2023	6	1	3	3	11	6	7	6	4	1	4	-	13	↔	52
<b>Domestic and Family - Level 1</b>	2024	4	10	2	4	-	-	-	-	-	-	-	-	20	-33%	20
	2023	4	11	13	2	16	2	5	7	9	20	4	2	30	▼	95
<b>Domestic and Family - Level 2</b>	2024	2	1	-	1	-	-	-	-	-	-	-	-	4	-73%	4
	2023	1	-	2	12	5	2	2	6	2	1	1	2	15	▼	36
<b>Felonies and Related Matters</b>	2024	106	74	142	154	-	-	-	-	-	-	-	-	476	18%	476
	2023	110	88	98	106	121	73	83	85	113	71	80	121	402	▲	1,149
<b>General Civil - Level 2</b>	2024	2	3	7	9	-	-	-	-	-	-	-	-	21	-25%	21
	2023	7	4	14	3	12	14	10	20	3	7	2	3	28	▼	99
<b>General Civil - Level 3</b>	2024	-	1	4	10	-	-	-	-	-	-	-	-	15	-44%	15
	2023	2	6	12	7	2	5	6	1	11	8	2	2	27	▼	64
<b>Miscellaneous Civil</b>	2024	111	106	104	117	-	-	-	-	-	-	-	-	438	-9%	438
	2023	120	87	205	70	128	85	94	109	57	139	95	77	482	▼	1,266
<b>Misdemeanor</b>	2024	34	23	40	44	-	-	-	-	-	-	-	-	141	19%	141
	2023	32	18	42	26	22	26	19	23	24	25	22	30	118	▲	309
<b>Other</b>	2024	54	51	44	74	-	-	-	-	-	-	-	-	223	12%	223
	2023	32	31	103	34	51	38	46	41	40	59	58	130	200	▲	663
<b>Other Criminally Related Matters</b>	2024	9	6	8	2	-	-	-	-	-	-	-	-	25	-19%	25
	2023	5	16	7	3	14	18	2	10	7	7	-	6	31	▼	95
<b>Probates/Wills &amp; Trusts - Level 1</b>	2024	-	-	1	-	-	-	-	-	-	-	-	-	1	-50%	1
	2023	-	2	-	-	-	-	-	-	-	-	-	-	2	▼	2
<b>Probates/Wills &amp; Trusts - Level 2</b>	2024	-	2	-	1	-	-	-	-	-	-	-	-	3	-40%	3
	2023	2	1	1	1	4	4	3	2	1	1	2	4	5	▼	26
<b>Uncontested Divorce</b>	2024	7	6	14	8	-	-	-	-	-	-	-	-	35	-27%	35
	2023	7	7	22	12	22	7	14	18	7	6	6	6	48	▼	134

Dashboard		Monthly Dispositions Summary		Jan --- Apr Dispositions	
<b>Court:</b> Winchester Circuit	<b>Circuit/Court ID:</b> 26 226840				
<b>Start/End Date:</b> Jan-23 / Apr-24	<b>Type of Case:</b> Dispositions				
<b>2023 Average Month:</b> 196	<b>2024 Average Month:</b> 197				
<b>Jan-Apr 2023:</b> 816	<b>Jan-Apr 2024 :</b> 789				
<b>Dispositions Trending:</b> ▼		<b>Overall AVG. Month:</b> 196			

Dispositions by Division																
Divisions		Jan	Feb	Mar	Apr	May	Jun	Jul	Aug	Sep	Oct	Nov	Dec	Thru Apr	% Change	Total
<b>Total</b>	2024	166	174	245	204	-	-	-	-	-	-	-	-	789	-3%	789
	2023	190	206	199	221	223	181	163	185	208	205	186	182	816	▼	2,349
<b>Civil</b>	2024	14	23	27	21	-	-	-	-	-	-	-	-	85	1%	85
	2023	21	25	22	16	51	22	9	26	23	19	36	22	84	▲	292
<b>Criminal</b>	2024	101	88	157	140	-	-	-	-	-	-	-	-	486	-5%	486
	2023	112	127	120	152	81	93	110	104	144	145	95	108	511	▼	1,391
<b>Concealed Handgun Permits</b>	2024	22	22	27	20	-	-	-	-	-	-	-	-	91	-22%	91
	2023	38	27	24	27	23	16	15	15	18	15	20	21	116	▼	259
<b>Miscellaneous/ Other</b>	2024	29	40	34	22	-	-	-	-	-	-	-	-	125	24%	125
	2023	17	27	31	26	66	50	29	35	23	25	34	30	101	▲	393
<b>Others</b>	2024	-	1	-	1	-	-	-	-	-	-	-	-	2	-50%	2
	2023	2	-	2	-	2	-	-	5	-	1	1	1	4	▼	14

Dispositions by Case Category																
Case Categories		Jan	Feb	Mar	Apr	May	Jun	Jul	Aug	Sep	Oct	Nov	Dec	Thru Apr	% Change	Total
<b>Administrative Law</b>	2024	-	-	-	-	-	-	-	-	-	-	-	-	0	0	0
	2023	-	-	-	-	1	-	-	-	1	-	-	-	0	↔	2
<b>Capital Murder</b>	2024	-	-	-	-	-	-	-	-	-	-	-	-	0	-100%	0
	2023	-	-	-	2	-	-	1	-	-	-	-	-	2	▼	3
<b>Contested Divorce</b>	2024	3	1	1	3	-	-	-	-	-	-	-	-	8	14%	8
	2023	2	1	2	2	8	-	2	6	-	3	4	3	7	▲	33
<b>Domestic and Family - Level 1</b>	2024	-	-	14	2	-	-	-	-	-	-	-	-	16	14%	16
	2023	4	2	4	4	10	1	-	3	6	10	17	-	14	▲	61
<b>Domestic and Family - Level 2</b>	2024	-	-	2	2	-	-	-	-	-	-	-	-	4	-56%	4
	2023	1	-	6	2	2	1	1	3	3	1	3	1	9	▼	24
<b>Felonies and Related Matters</b>	2024	73	71	122	110	-	-	-	-	-	-	-	-	376	1%	376
	2023	71	102	89	111	68	87	96	87	104	105	68	89	373	▲	1,077
<b>General Civil - Level 1</b>	2024	-	1	1	-	-	-	-	-	-	-	-	-	2	0%	2
	2023	-	1	1	-	5	-	-	1	1	-	1	2	2	↔	12
<b>General Civil - Level 2</b>	2024	2	7	5	1	-	-	-	-	-	-	-	-	15	-25%	15
	2023	1	8	6	5	7	6	1	4	3	2	2	4	20	▼	49
<b>General Civil - Level 3</b>	2024	2	2	1	1	4	2	-	-	-	-	-	-	6	0%	6
	2023	1	3	1	1	-	2	-	-	-	-	2	1	6	↔	15
<b>Miscellaneous Civil</b>	2024	26	36	41	28	-	-	-	-	-	-	-	-	131	-11%	131
	2023	42	37	31	38	53	42	28	26	23	21	31	32	148	▼	404
<b>Misdemeanor</b>	2024	22	14	31	24	-	-	-	-	-	-	-	-	91	-25%	91
	2023	39	22	28	32	11	5	10	13	32	40	26	15	121	▼	273
<b>Other</b>	2024	26	28	18	15	-	-	-	-	-	-	-	-	87	24%	87
	2023	15	18	24	13	37	23	15	29	18	20	24	20	70	▲	256
<b>Other Criminally Related Matters</b>	2024	6	3	4	7	-	-	-	-	-	-	-	-	20	18%	20
	2023	2	5	3	7	2	1	3	4	8	-	2	4	17	▲	41
<b>Probates/Wills &amp; Trusts - Level 2</b>	2024	2	2	1	3	-	-	-	-	-	-	-	-	8	-20%	8
	2023	5	2	1	2	5	1	-	1	3	1	-	4	10	▼	25
<b>Protective Orders</b>	2024	1	-	-	-	-	-	-	-	-	-	-	-	1	1	1
	2023	-	-	-	-	-	-	-	-	-	-	-	2	0	↔	2
<b>Uncontested Divorce</b>	2024	3	9	4	8	-	-	-	-	-	-	-	-	24	41%	24
	2023	7	5	3	2	10	12	6	8	6	2	6	5	17	▲	72

Dashboard		Monthly Dispositions Summary		Jan --- Apr Dispositions					
<p><b>Court:</b> Bland Circuit  <b>Start/End Date:</b> Jan-23 / Apr-24  <b>2023 Average Month:</b> 39  <b>Jan-Apr 2023:</b> 175  <b>Dispositions Trending:</b> ▼</p>	<p><b>Circuit/Court ID:</b> 27 227021  <b>Type of Case:</b> Dispositions  <b>2024 Average Month:</b> 40  <b>Jan-Apr 2024 :</b> 158  <b>Overall AVG. Month:</b> 39</p>	<p style="text-align: center; font-weight: bold;">Jan 23 - Apr 24</p>		<table border="1" style="margin: auto;"> <tr> <td style="text-align: center; width: 50px;">158</td> <td style="text-align: center; width: 50px;">175</td> </tr> <tr> <td style="text-align: center;">2024</td> <td style="text-align: center;">2023</td> </tr> </table>		158	175	2024	2023
158	175								
2024	2023								

Dispositions by Division																
Divisions		Jan	Feb	Mar	Apr	May	Jun	Jul	Aug	Sep	Oct	Nov	Dec	Thru Apr	% Change	Total
<b>Total</b>	2024	27	44	51	36	-	-	-	-	-	-	-	-	158	-10%	158
	2023	26	35	65	49	42	56	15	40	26	46	31	37	175	▼	468
<b>Civil</b>	2024	3	6	5	2	-	-	-	-	-	-	-	-	16	23%	16
	2023	1	5	-	7	1	8	1	7	2	9	2	5	13	▲	48
<b>Criminal</b>	2024	10	9	20	-	-	-	-	-	-	-	-	-	39	50%	39
	2023	-	5	13	8	4	23	1	15	2	9	2	11	26	▲	93
<b>Concealed Handgun Permits</b>	2024	12	27	22	28	-	-	-	-	-	-	-	-	89	-28%	89
	2023	22	23	49	29	33	18	11	13	20	24	25	16	123	▼	283
<b>Miscellaneous/ Other</b>	2024	2	2	4	6	-	-	-	-	-	-	-	-	14	8%	14
	2023	3	2	3	5	4	7	2	5	2	4	2	5	13	▲	44


Dispositions by Case Category																
Case Categories		Jan	Feb	Mar	Apr	May	Jun	Jul	Aug	Sep	Oct	Nov	Dec	Thru Apr	% Change	Total
<b>Administrative Law</b>	2024	-	-	-	-	-	-	-	-	-	-	-	-	0	0	0
	2023	-	-	-	-	-	-	-	-	1	-	-	-	0	↔	1
<b>Capital Murder</b>	2024	1	-	-	-	-	-	-	-	-	-	-	-	1	1	1
	2023	-	-	-	-	-	-	-	-	-	-	-	-	0	↔	0
<b>Contested Divorce</b>	2024	-	2	-	-	-	-	-	-	-	-	-	-	2	100%	2
	2023	-	-	-	1	-	2	1	3	-	2	-	-	1	▲	9
<b>Domestic and Family - Level 1</b>	2024	-	-	-	-	-	-	-	-	-	-	-	-	0	-100%	0
	2023	-	-	-	1	-	4	-	-	-	2	-	-	1	▼	7
<b>Domestic and Family - Level 2</b>	2024	-	-	-	-	-	-	-	-	-	-	-	-	0	-100%	0
	2023	-	2	-	-	-	-	-	-	1	-	1	1	2	▼	5
<b>Felonies and Related Matters</b>	2024	8	9	14	-	-	-	-	-	-	-	-	-	31	41%	31
	2023	-	3	11	8	4	23	1	12	2	6	2	6	22	▲	78
<b>General Civil - Level 2</b>	2024	1	2	3	1	-	-	-	-	-	-	-	-	7	40%	7
	2023	1	2	-	2	-	-	-	1	1	2	-	2	5	▲	11
<b>General Civil - Level 3</b>	2024	2	2	2	2	-	-	-	-	-	-	-	-	8	700%	8
	2023	-	1	-	-	-	-	-	2	-	1	-	1	1	▲	5
<b>Miscellaneous Civil</b>	2024	13	28	24	32	-	-	-	-	-	-	-	-	97	-28%	97
	2023	24	25	52	33	37	25	12	17	21	27	27	21	134	▼	321
<b>Misdemeanor</b>	2024	1	-	5	-	-	-	-	-	-	-	-	-	6	50%	6
	2023	-	2	2	-	-	-	-	-	-	2	-	5	4	▲	11
<b>Other</b>	2024	-	-	-	-	-	-	-	-	-	-	-	-	0	-100%	0
	2023	-	-	-	1	-	-	-	-	-	-	-	-	1	▼	1
<b>Other Criminally Related Matters</b>	2024	-	-	1	-	-	-	-	-	-	-	-	-	1	1	1
	2023	-	-	-	-	-	-	-	3	-	1	-	-	0	↔	4
<b>Probates/Wills &amp; Trusts - Level 2</b>	2024	-	-	1	-	-	-	-	-	-	-	-	-	1	1	1
	2023	-	-	-	-	1	-	1	-	-	-	-	1	0	↔	3
<b>Uncontested Divorce</b>	2024	1	1	1	1	-	-	-	-	-	-	-	-	4	0%	4
	2023	1	-	-	3	-	2	-	2	-	3	1	-	4	↔	12

Dashboard

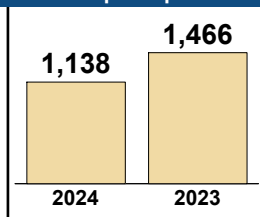
**Court:** Carroll Circuit  
**Start/End Date:** Jan-23 / Apr-24  
**2023 Average Month:** 324  
**Jan-Apr 2023:** 1,466  
**Dispositions Trending:** ▼

**Circuit/Court ID:** 27 227035  
**Type of Case:** Dispositions  
**2024 Average Month:** 285  
**Jan-Apr 2024 :** 1,138  
**Overall AVG. Month:** 314

Monthly Dispositions Summary



Jan --- Apr Dispositions



Dispositions by Division

Divisions		Jan	Feb	Mar	Apr	May	Jun	Jul	Aug	Sep	Oct	Nov	Dec	Thru Apr	% Change	Total
<b>Total</b>	2024	250	349	232	307	-	-	-	-	-	-	-	-	1,138	-22%	1,138
	2023	370	361	374	361	333	287	335	433	286	263	251	228	1,466	▼	3,882
<b>Civil</b>	2024	8	28	15	18	-	-	-	-	-	-	-	-	69	-23%	69
	2023	31	13	17	29	10	57	35	37	23	35	21	17	90	▼	325
<b>Criminal</b>	2024	71	114	85	134	-	-	-	-	-	-	-	-	404	-34%	404
	2023	135	191	125	161	162	90	147	262	123	152	98	96	612	▼	1,742
<b>Concealed Handgun Permits</b>	2024	141	85	93	121	-	-	-	-	-	-	-	-	440	-24%	440
	2023	157	113	184	127	117	96	111	75	101	34	97	53	581	▼	1,265
<b>Miscellaneous/ Other</b>	2024	30	122	39	33	-	-	-	-	-	-	-	-	224	23%	224
	2023	47	44	48	43	44	44	42	59	39	42	35	62	182	▲	549
<b>Others</b>	2024	-	-	-	1	-	-	-	-	-	-	-	-	1	0%	1
	2023	-	-	-	1	-	-	-	-	-	-	-	-	1	↔	1

Dispositions by Case Category

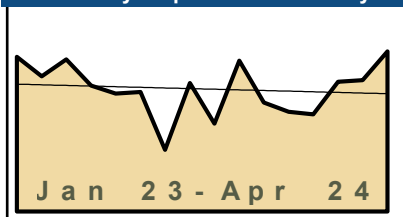
Case Categories		Jan	Feb	Mar	Apr	May	Jun	Jul	Aug	Sep	Oct	Nov	Dec	Thru Apr	% Change	Total
<b>Administrative Law</b>	2024	-	-	-	-	-	-	-	-	-	-	-	-	0	0	0
	2023	-	-	-	-	-	-	-	-	1	-	-	-	0	↔	1
<b>Capital Murder</b>	2024	-	-	-	-	-	-	-	-	-	-	-	-	0	0	0
	2023	-	-	-	-	-	-	-	2	-	-	-	-	0	↔	2
<b>Contested Divorce</b>	2024	2	1	1	4	-	-	-	-	-	-	-	-	8	-38%	8
	2023	5	2	3	3	2	6	5	1	1	4	3	3	13	▼	38
<b>Domestic and Family - Level 1</b>	2024	-	4	3	1	-	-	-	-	-	-	-	-	8	-68%	8
	2023	16	4	2	3	1	25	5	8	4	9	-	-	25	▼	77
<b>Domestic and Family - Level 2</b>	2024	-	3	3	4	-	-	-	-	-	-	-	-	10	-29%	10
	2023	3	1	3	7	1	7	1	1	1	3	3	3	14	▼	34
<b>Felonies and Related Matters</b>	2024	59	94	62	120	-	-	-	-	-	-	-	-	335	-34%	335
	2023	106	163	101	135	130	54	116	215	95	132	86	61	505	▼	1,394
<b>General Civil - Level 1</b>	2024	-	2	-	-	-	-	-	-	-	-	-	-	2	2	2
	2023	-	-	-	-	-	1	-	1	2	-	-	1	0	↔	5
<b>General Civil - Level 2</b>	2024	2	4	3	4	-	-	-	-	-	-	-	-	13	86%	13
	2023	2	1	1	3	-	5	3	6	2	7	6	3	7	▲	39
<b>General Civil - Level 3</b>	2024	1	5	4	-	-	-	-	-	-	-	-	-	10	233%	10
	2023	-	-	1	2	1	4	1	5	3	2	1	1	3	▲	21
<b>Miscellaneous Civil</b>	2024	145	96	105	147	-	-	-	-	-	-	-	-	493	-24%	493
	2023	177	123	202	150	130	110	129	96	114	48	112	64	652	▼	1,455
<b>Misdemeanor</b>	2024	12	13	15	5	-	-	-	-	-	-	-	-	45	-38%	45
	2023	21	20	18	13	8	18	17	38	14	16	12	16	72	▼	211
<b>Other</b>	2024	27	110	24	8	-	-	-	-	-	-	-	-	169	54%	169
	2023	27	34	29	20	32	28	24	38	25	28	21	51	110	▲	357
<b>Other Criminally Related Matters</b>	2024	-	7	8	9	-	-	-	-	-	-	-	-	24	-31%	24
	2023	8	8	6	13	24	18	15	7	14	4	-	19	35	▼	136
<b>Probates/Wills &amp; Trusts - Level 1</b>	2024	-	1	-	-	-	-	-	-	-	-	-	-	1	1	1
	2023	-	-	-	-	-	2	-	-	-	1	-	-	0	↔	3
<b>Probates/Wills &amp; Trusts - Level 2</b>	2024	-	-	1	-	-	-	-	-	-	-	-	-	1	-75%	1
	2023	-	-	-	4	-	-	2	4	1	5	-	-	4	▼	16
<b>Uncontested Divorce</b>	2024	2	9	3	5	-	-	-	-	-	-	-	-	19	-27%	19
	2023	5	5	8	8	4	9	17	11	9	4	7	6	26	▼	93

Dashboard

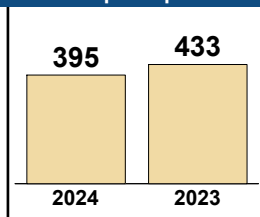
**Court:** Floyd Circuit  
**Start/End Date:** Jan-23 / Apr-24  
**2023 Average Month:** 92  
**Jan-Apr 2023:** 433  
**Dispositions Trending:** ▼

**Circuit/Court ID:** 27 227063  
**Type of Case:** Dispositions  
**2024 Average Month:** 99  
**Jan-Apr 2024 :** 395  
**Overall AVG. Month:** 93

Monthly Dispositions Summary



Jan --- Apr Dispositions



Dispositions by Division

Divisions		Jan	Feb	Mar	Apr	May	Jun	Jul	Aug	Sep	Oct	Nov	Dec	Thru Apr	% Change	Total
<b>Total</b>	2024	74	99	100	122	-	-	-	-	-	-	-	-	395	-9%	395
	2023	118	103	116	96	90	91	47	98	67	115	83	76	433	▼	1,100
<b>Civil</b>	2024	12	16	9	22	-	-	-	-	-	-	-	-	59	48%	59
	2023	12	7	7	14	13	6	4	7	12	11	4	12	40	▲	109
<b>Criminal</b>	2024	20	32	35	26	-	-	-	-	-	-	-	-	113	-27%	113
	2023	28	62	31	34	35	31	6	47	24	55	46	35	155	▼	434
<b>Concealed Handgun Permits</b>	2024	30	46	45	63	-	-	-	-	-	-	-	-	184	-8%	184
	2023	68	23	70	39	26	47	29	34	26	33	29	21	200	▼	445
<b>Miscellaneous/ Other</b>	2024	12	5	11	11	-	-	-	-	-	-	-	-	39	3%	39
	2023	10	11	8	9	16	7	8	10	5	16	4	8	38	▲	112

Dispositions by Case Category

Case Categories		Jan	Feb	Mar	Apr	May	Jun	Jul	Aug	Sep	Oct	Nov	Dec	Thru Apr	% Change	Total
<b>Contested Divorce</b>	2024	2	2	2	2	-	-	-	-	-	-	-	-	8	33%	8
	2023	2	1	-	3	2	-	2	1	2	1	-	2	6	▲	16
<b>Domestic and Family - Level 1</b>	2024	1	10	2	13	-	-	-	-	-	-	-	-	26	333%	26
	2023	5	-	1	-	4	-	-	-	2	4	-	2	6	▲	18
<b>Domestic and Family - Level 2</b>	2024	-	-	-	1	-	-	-	-	-	-	-	-	1	-86%	1
	2023	1	1	1	4	2	2	-	1	1	1	-	-	7	▼	14
<b>Felonies and Related Matters</b>	2024	8	16	22	18	-	-	-	-	-	-	-	-	64	-17%	64
	2023	10	24	15	28	29	22	4	36	22	37	29	26	77	▼	282
<b>General Civil - Level 2</b>	2024	7	1	1	-	-	-	-	-	-	-	-	-	9	29%	9
	2023	2	1	1	3	2	2	1	2	-	2	1	4	7	▲	21
<b>General Civil - Level 3</b>	2024	2	1	1	1	-	-	-	-	-	-	-	-	5	150%	5
	2023	1	-	1	-	5	1	1	-	1	1	1	-	2	▲	12
<b>Miscellaneous Civil</b>	2024	39	50	56	74	-	-	-	-	-	-	-	-	219	-8%	219
	2023	77	34	78	48	35	53	36	44	31	48	32	27	237	▼	543
<b>Misdemeanor</b>	2024	11	13	13	8	-	-	-	-	-	-	-	-	45	-38%	45
	2023	17	36	16	4	6	9	2	11	2	17	17	9	73	▼	146
<b>Other</b>	2024	-	-	-	-	-	-	-	-	-	-	-	-	0	-100%	0
	2023	-	1	-	-	1	1	-	-	1	-	-	-	1	▼	4
<b>Other Criminally Related Matters</b>	2024	1	3	-	-	-	-	-	-	-	-	-	-	4	-20%	4
	2023	1	2	-	2	-	-	-	-	-	1	-	-	5	▼	6
<b>Probates/Wills &amp; Trusts - Level 1</b>	2024	-	-	-	-	-	-	-	-	1	-	-	-	0	↔	1
	2023	-	-	-	-	-	-	-	-	-	-	-	-	0	↔	0
<b>Probates/Wills &amp; Trusts - Level 2</b>	2024	-	1	-	-	-	-	-	-	-	-	-	-	1	-75%	1
	2023	2	-	1	1	1	-	-	1	1	-	1	4	4	▼	12
<b>Protective Orders</b>	2024	-	-	1	-	-	-	-	-	-	-	-	-	1	0%	1
	2023	-	-	-	1	1	-	-	-	-	-	-	-	1	↔	2
<b>Uncontested Divorce</b>	2024	3	2	2	5	-	-	-	-	-	-	-	-	12	71%	12
	2023	-	3	2	2	2	1	1	2	3	3	2	2	7	▲	23

# CPSS-CCMS-10.11 CASELOAD STATISTICS OF THE CIRCUIT COURTS

Giles

January 2023 -- April 2024 Dispositions


Alexandria and Fairfax Circuit are not Included in State Totals

## Dashboard

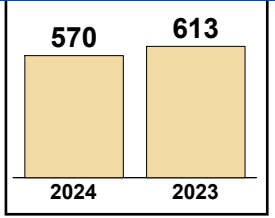
**Court:** Giles Circuit  
**Start/End Date:** Jan-23 / Apr-24  
**2023 Average Month:** 151  
**Jan-Apr 2023:** 613  
**Dispositions Trending:** ▼

**Circuit/Court ID:** 27 227071  
**Type of Case:** Dispositions  
**2024 Average Month:** 143  
**Jan-Apr 2024 :** 570  
**Overall AVG. Month:** 149

## Monthly Dispositions Summary



## Jan --- Apr Dispositions



## Dispositions by Division

Divisions		Jan	Feb	Mar	Apr	May	Jun	Jul	Aug	Sep	Oct	Nov	Dec	Thru Apr	% Change	Total
<b>Total</b>	2024	172	167	95	136	-	-	-	-	-	-	-	-	570	-7%	570
	2023	147	105	211	150	121	118	193	175	146	131	143	177	613	▼	1,817
<b>Civil</b>	2024	11	25	6	16	-	-	-	-	-	-	-	-	58	-2%	58
	2023	17	14	12	16	6	18	62	7	18	24	8	12	59	▼	214
<b>Criminal</b>	2024	88	74	46	54	-	-	-	-	-	-	-	-	262	34%	262
	2023	32	25	80	59	50	38	42	79	74	39	64	56	196	▲	638
<b>Concealed Handgun Permits</b>	2024	29	50	26	33	-	-	-	-	-	-	-	-	138	-47%	138
	2023	76	41	93	48	48	34	33	55	30	29	49	25	258	▼	561
<b>Miscellaneous/ Other</b>	2024	44	18	17	33	-	-	-	-	-	-	-	-	112	14%	112
	2023	22	24	25	27	17	27	56	33	24	39	21	84	98	▲	399
<b>Others</b>	2024	-	-	-	-	-	-	-	-	-	-	-	-	0	-100%	0
	2023	-	1	1	-	-	1	-	1	-	-	1	-	2	▼	5

## Dispositions by Case Category

Case Categories		Jan	Feb	Mar	Apr	May	Jun	Jul	Aug	Sep	Oct	Nov	Dec	Thru Apr	% Change	Total
<b>Administrative Law</b>	2024	-	-	-	-	-	-	-	-	-	-	-	-	0	0	0
	2023	-	-	-	-	-	-	2	1	-	-	-	-	0	↔	3
<b>Contested Divorce</b>	2024	1	2	-	1	-	-	-	-	-	-	-	-	4	-43%	4
	2023	1	-	2	4	-	2	9	2	1	1	1	2	7	▼	25
<b>Domestic and Family - Level 1</b>	2024	7	13	-	2	-	-	-	-	-	-	-	-	22	-12%	22
	2023	9	13	2	1	5	2	3	-	7	15	2	6	25	▼	65
<b>Domestic and Family - Level 2</b>	2024	-	-	1	3	-	-	-	-	-	-	-	-	4	300%	4
	2023	-	-	-	1	-	3	2	-	1	2	1	1	1	▲	11
<b>Felonies and Related Matters</b>	2024	49	52	33	41	-	-	-	-	-	-	-	-	175	31%	175
	2023	16	16	68	34	38	31	25	59	43	22	33	32	134	▲	417
<b>General Civil - Level 1</b>	2024	-	-	-	3	-	-	-	-	-	-	-	-	3	200%	3
	2023	-	-	-	1	-	-	2	-	-	-	-	-	1	▲	3
<b>General Civil - Level 2</b>	2024	1	4	1	2	-	-	-	-	-	-	-	-	8	14%	8
	2023	2	-	2	3	-	3	24	2	4	2	1	1	7	▲	44
<b>General Civil - Level 3</b>	2024	-	-	1	3	-	-	-	-	-	-	-	-	4	33%	4
	2023	-	-	1	2	-	4	14	-	-	-	1	-	3	▲	22
<b>Miscellaneous Civil</b>	2024	40	52	28	42	-	-	-	-	-	-	-	-	162	-43%	162
	2023	81	46	101	58	50	40	49	61	40	44	53	28	286	▼	651
<b>Misdemeanor</b>	2024	39	18	12	12	-	-	-	-	-	-	-	-	81	47%	81
	2023	14	5	14	22	11	7	16	20	29	17	26	23	55	▲	204
<b>Other</b>	2024	33	16	15	19	-	-	-	-	-	-	-	-	83	19%	83
	2023	17	20	18	15	15	20	21	25	14	24	17	81	70	▲	287
<b>Other Criminally Related Matters</b>	2024	-	4	1	1	-	-	-	-	-	-	-	-	6	-40%	6
	2023	2	4	1	3	1	-	1	-	2	-	5	1	10	▼	20
<b>Probates/Wills &amp; Trusts - Level 1</b>	2024	-	-	-	-	-	-	-	-	-	-	-	-	0	0	0
	2023	-	-	-	-	-	-	1	-	-	-	-	-	0	↔	1
<b>Probates/Wills &amp; Trusts - Level 2</b>	2024	-	1	-	1	-	-	-	-	-	-	-	-	2	-33%	2
	2023	1	1	-	1	1	1	6	-	1	1	2	1	3	▼	16
<b>Protective Orders</b>	2024	-	-	-	-	-	-	-	-	-	-	-	-	0	0	0
	2023	-	-	-	-	-	-	-	1	-	-	-	-	0	↔	1
<b>Uncontested Divorce</b>	2024	2	5	3	6	-	-	-	-	-	-	-	-	16	45%	16
	2023	4	-	2	5	-	5	18	4	4	3	1	1	11	▲	47

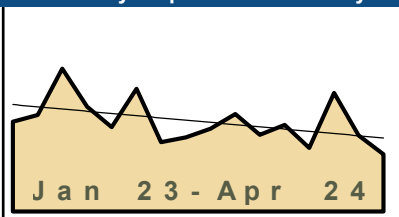
This report reflects data in the case management system. Numbers will update accordingly as reports are refreshed and posted.

Dashboard

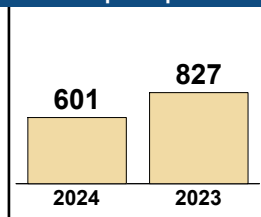
**Court:** Grayson Circuit  
**Start/End Date:** Jan-23 / Apr-24  
**2023 Average Month:** 179  
**Jan-Apr 2023:** 827  
**Dispositions Trending:** ▼

**Circuit/Court ID:** 27 227077  
**Type of Case:** Dispositions  
**2024 Average Month:** 150  
**Jan-Apr 2024 :** 601  
**Overall AVG. Month:** 172

Monthly Dispositions Summary



Jan --- Apr Dispositions



Dispositions by Division

Divisions		Jan	Feb	Mar	Apr	May	Jun	Jul	Aug	Sep	Oct	Nov	Dec	Thru Apr	% Change	Total
<b>Total</b>	2024	121	226	145	109	-	-	-	-	-	-	-	-	601	-27%	601
	2023	171	184	272	200	161	234	132	141	158	186	146	165	827	▼	2,150
<b>Civil</b>	2024	14	19	15	12	-	-	-	-	-	-	-	-	60	18%	60
	2023	9	16	8	18	22	39	9	28	22	22	8	28	51	▲	229
<b>Criminal</b>	2024	35	123	67	44	-	-	-	-	-	-	-	-	269	-23%	269
	2023	59	72	118	99	58	118	81	46	84	86	87	68	348	▼	976
<b>Concealed Handgun Permits</b>	2024	45	61	40	38	-	-	-	-	-	-	-	-	184	-41%	184
	2023	69	69	113	60	53	55	21	38	38	49	37	47	311	▼	649
<b>Miscellaneous/ Other</b>	2024	27	23	23	15	-	-	-	-	-	-	-	-	88	-25%	88
	2023	34	27	33	23	28	22	21	29	14	28	14	22	117	▼	295
<b>Others</b>	2024	-	-	-	-	-	-	-	-	-	-	-	-	0	0	0
	2023	-	-	-	-	-	-	-	-	-	1	-	-	0	↔	1

Dispositions by Case Category

Case Categories		Jan	Feb	Mar	Apr	May	Jun	Jul	Aug	Sep	Oct	Nov	Dec	Thru Apr	% Change	Total
<b>Capital Murder</b>	2024	-	-	1	-	-	-	-	-	-	-	-	-	1	1	1
	2023	-	-	-	-	-	-	-	-	2	-	-	-	0	↔	2
<b>Contested Divorce</b>	2024	1	-	-	1	-	-	-	-	-	-	-	-	2	-67%	2
	2023	2	-	2	2	1	2	1	2	2	1	1	2	6	▼	18
<b>Domestic and Family - Level 1</b>	2024	-	-	8	2	-	-	-	-	-	-	-	-	10	25%	10
	2023	2	6	-	-	2	23	-	21	3	2	1	13	8	▲	73
<b>Domestic and Family - Level 2</b>	2024	4	1	2	1	-	-	-	-	-	-	-	-	8	167%	8
	2023	-	1	1	1	2	2	-	2	5	3	-	1	3	▲	18
<b>Felonies and Related Matters</b>	2024	27	89	44	40	-	-	-	-	-	-	-	-	200	-26%	200
	2023	39	55	96	80	47	90	61	33	65	70	64	49	270	▼	749
<b>General Civil - Level 1</b>	2024	-	-	-	-	-	-	-	-	-	-	-	-	0	0	0
	2023	-	-	-	-	-	-	-	1	1	-	-	-	0	↔	2
<b>General Civil - Level 2</b>	2024	1	1	-	2	-	-	-	-	-	-	-	-	4	-76%	4
	2023	8	3	1	5	3	3	-	-	1	7	-	2	17	▼	33
<b>General Civil - Level 3</b>	2024	-	12	1	-	-	-	-	-	-	-	-	-	13	8%	13
	2023	1	3	2	6	5	2	2	1	2	2	2	2	12	▲	30
<b>Miscellaneous Civil</b>	2024	46	66	44	40	-	-	-	-	-	-	-	-	196	-41%	196
	2023	71	76	120	66	63	64	25	43	44	55	41	56	333	▼	724
<b>Misdemeanor</b>	2024	6	32	18	3	-	-	-	-	-	-	-	-	59	-14%	59
	2023	15	14	21	19	8	26	18	13	14	16	19	19	69	▼	202
<b>Other</b>	2024	27	20	19	14	-	-	-	-	-	-	-	-	80	-10%	80
	2023	27	19	26	17	17	14	20	23	10	16	11	17	89	▼	217
<b>Other Criminally Related Matters</b>	2024	2	2	4	1	-	-	-	-	-	-	-	-	9	0%	9
	2023	5	3	1	-	3	3	2	-	4	2	4	1	9	↔	28
<b>Probates/Wills &amp; Trusts - Level 1</b>	2024	-	-	-	-	-	-	-	-	-	-	-	-	0	0	0
	2023	-	-	-	-	-	1	-	-	-	-	-	-	0	↔	1
<b>Probates/Wills &amp; Trusts - Level 2</b>	2024	1	1	1	1	-	-	-	-	-	-	-	-	4	4	4
	2023	-	-	-	-	7	3	-	-	3	2	-	-	0	↔	15
<b>Protective Orders</b>	2024	1	-	-	-	-	-	-	-	-	-	-	-	1	1	1
	2023	-	-	-	-	-	-	-	-	-	-	-	-	0	↔	0
<b>Uncontested Divorce</b>	2024	5	2	3	4	-	-	-	-	-	-	-	-	14	27%	14
	2023	1	4	2	4	3	1	3	2	2	10	3	3	11	▲	38



# CPSS-CCMS-10.11 CASELOAD STATISTICS OF THE CIRCUIT COURTS

Montgomery

January 2023 -- April 2024 Dispositions

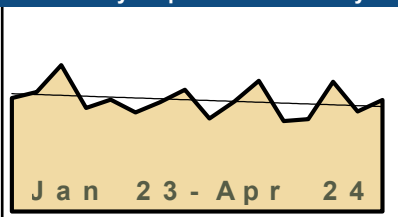
Alexandria and Fairfax Circuit are not Included in State Totals

## Dashboard

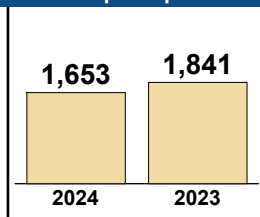
**Court:** Montgomery Circuit  
**Start/End Date:** Jan-23 / Apr-24  
**2023 Average Month:** 429  
**Jan-Apr 2023:** 1,841  
**Dispositions Trending:** ▼

**Circuit/Court ID:** 27 227121  
**Type of Case:** Dispositions  
**2024 Average Month:** 413  
**Jan-Apr 2024 :** 1,653  
**Overall AVG. Month:** 425

## Monthly Dispositions Summary



## Jan --- Apr Dispositions



## Dispositions by Division

Divisions		Jan	Feb	Mar	Apr	May	Jun	Jul	Aug	Sep	Oct	Nov	Dec	Thru Apr	% Change	Total
<b>Total</b>	2024	352	495	381	425	-	-	-	-	-	-	-	-	1,653	-10%	1,653
	2023	432	456	558	395	426	378	417	464	354	419	498	345	1,841	▼	5,142
<b>Civil</b>	2024	33	42	28	41	-	-	-	-	-	-	-	-	144	-27%	144
	2023	50	42	54	52	37	46	69	50	34	39	38	41	198	▼	552
<b>Criminal</b>	2024	202	242	206	213	-	-	-	-	-	-	-	-	863	-13%	863
	2023	184	268	349	187	228	199	228	300	211	255	320	147	988	▼	2,876
<b>Concealed Handgun Permits</b>	2024	82	122	115	123	-	-	-	-	-	-	-	-	442	-10%	442
	2023	156	108	125	100	133	94	82	77	86	96	100	84	489	▼	1,241
<b>Miscellaneous/ Other</b>	2024	35	88	32	48	-	-	-	-	-	-	-	-	203	22%	203
	2023	42	38	30	56	28	39	38	37	23	28	39	73	166	▲	471
<b>Others</b>	2024	-	1	-	-	-	-	-	-	-	-	-	-	1	1	1
	2023	-	-	-	-	-	-	-	-	-	1	1	-	0	↔	2

## Dispositions by Case Category

Case Categories		Jan	Feb	Mar	Apr	May	Jun	Jul	Aug	Sep	Oct	Nov	Dec	Thru Apr	% Change	Total
<b>Administrative Law</b>	2024	-	-	-	-	-	-	-	-	-	-	-	-	0	-100%	0
	2023	1	-	-	-	-	-	-	-	-	-	-	-	1	▼	1
<b>Contested Divorce</b>	2024	6	5	3	1	-	-	-	-	-	-	-	-	15	-21%	15
	2023	-	7	4	8	5	10	8	8	7	4	8	7	19	▼	76
<b>Domestic and Family - Level 1</b>	2024	1	3	1	13	-	-	-	-	-	-	-	-	18	-47%	18
	2023	16	6	5	7	6	2	18	4	-	4	6	10	34	▼	84
<b>Domestic and Family - Level 2</b>	2024	2	2	1	1	-	-	-	-	-	-	-	-	6	-57%	6
	2023	5	2	4	3	2	2	2	3	1	2	1	-	14	▼	27
<b>Felonies and Related Matters</b>	2024	122	169	115	122	-	-	-	-	-	-	-	-	528	-15%	528
	2023	123	186	196	116	168	137	137	205	132	166	205	82	621	▼	1,853
<b>General Civil - Level 1</b>	2024	3	2	-	-	-	-	-	-	-	-	-	-	5	25%	5
	2023	-	2	1	1	-	2	1	-	-	-	-	2	4	▲	10
<b>General Civil - Level 2</b>	2024	10	12	10	9	-	-	-	-	-	-	-	-	41	32%	41
	2023	9	6	11	5	7	4	10	9	1	5	3	9	31	▲	79
<b>General Civil - Level 3</b>	2024	7	7	4	6	-	-	-	-	-	-	-	-	24	-14%	24
	2023	9	6	11	2	5	4	19	10	9	8	-	4	28	▼	87
<b>Miscellaneous Civil</b>	2024	102	150	132	159	-	-	-	-	-	-	-	-	543	-9%	543
	2023	179	129	148	143	153	121	109	108	103	115	127	104	599	▼	1,539
<b>Misdemeanor</b>	2024	67	67	85	82	-	-	-	-	-	-	-	-	301	-9%	301
	2023	51	75	144	62	55	56	77	88	77	76	100	53	332	▼	914
<b>Other</b>	2024	9	59	9	9	-	-	-	-	-	-	-	-	86	87%	86
	2023	17	16	4	9	8	11	8	3	4	8	13	50	46	▲	151
<b>Other Criminally Related Matters</b>	2024	13	6	6	9	-	-	-	-	-	-	-	-	34	-3%	34
	2023	10	7	9	9	5	7	14	7	2	13	15	12	35	▼	110
<b>Probates/Wills &amp; Trusts - Level 1</b>	2024	-	-	-	-	-	-	-	-	-	-	-	-	0	0	0
	2023	-	-	-	-	-	-	1	-	-	-	-	1	0	↔	2
<b>Probates/Wills &amp; Trusts - Level 2</b>	2024	-	1	1	2	-	-	-	-	-	-	-	-	4	-64%	4
	2023	2	1	3	5	1	3	1	1	-	-	3	1	11	▼	21
<b>Protective Orders</b>	2024	-	-	-	-	-	-	-	-	-	-	-	-	0	0	0
	2023	-	-	-	-	-	-	-	-	-	-	1	-	0	↔	1
<b>Uncontested Divorce</b>	2024	10	12	14	12	-	-	-	-	-	-	-	-	48	-27%	48
	2023	10	13	18	25	11	19	12	18	18	18	14	11	66	▼	187


This report reflects data in the case management system. Numbers will update accordingly as reports are refreshed and posted.

Dashboard

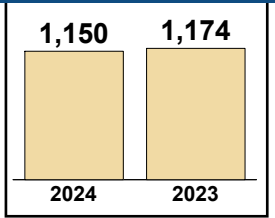
**Court:** Pulaski Circuit  
**Start/End Date:** Jan-23 / Apr-24  
**2023 Average Month:** 279  
**Jan-Apr 2023:** 1,174  
**Dispositions Trending:** ⇄

**Circuit/Court ID:** 27 227155  
**Type of Case:** Dispositions  
**2024 Average Month:** 288  
**Jan-Apr 2024 :** 1,150  
**Overall AVG. Month:** 281

Monthly Dispositions Summary



Jan --- Apr Dispositions



Dispositions by Division

Divisions		Jan	Feb	Mar	Apr	May	Jun	Jul	Aug	Sep	Oct	Nov	Dec	Thru Apr	% Change	Total
<b>Total</b>	2024	279	300	230	341	-	-	-	-	-	-	-	-	1,150	-2%	1,150
	2023	213	336	432	193	281	348	250	319	272	230	281	192	1,174	▼	3,347
<b>Civil</b>	2024	20	35	19	46	51	18	22	22	21	24	23	20	120	11%	120
	2023	30	26	31	21	51	18	22	22	21	24	23	20	108	▲	309
<b>Criminal</b>	2024	151	179	147	206	146	246	114	205	193	120	172	116	683	11%	683
	2023	116	202	191	108	146	246	114	205	193	120	172	116	617	▲	1,929
<b>Concealed Handgun Permits</b>	2024	100	75	47	78	-	-	-	-	-	-	-	-	300	-25%	300
	2023	50	100	197	51	50	73	103	74	50	75	75	50	398	▼	948
<b>Miscellaneous/ Other</b>	2024	8	11	17	11	-	-	-	-	-	-	-	-	47	-4%	47
	2023	15	8	13	13	34	11	11	18	8	11	11	6	49	▼	159
<b>Others</b>	2024	-	-	-	-	-	-	-	-	-	-	-	-	0	-100%	0
	2023	2	-	-	-	-	-	-	-	-	-	-	-	2	▼	2

Dispositions by Case Category

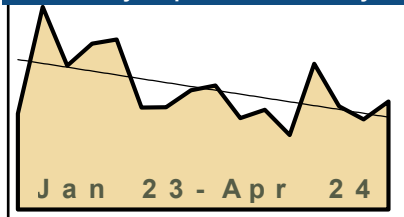
Case Categories		Jan	Feb	Mar	Apr	May	Jun	Jul	Aug	Sep	Oct	Nov	Dec	Thru Apr	% Change	Total
<b>Administrative Law</b>	2024	-	1	-	-	-	-	-	-	-	-	-	-	1	0%	1
	2023	-	-	-	1	-	-	-	-	-	-	-	-	1	↔	1
<b>Capital Murder</b>	2024	-	-	-	-	-	-	-	-	-	-	-	-	0	0	0
	2023	-	-	-	-	-	-	-	1	-	-	-	-	0	↔	1
<b>Contested Divorce</b>	2024	3	1	4	3	-	-	-	-	-	-	-	-	11	-31%	11
	2023	4	5	5	2	6	-	1	4	4	4	1	2	16	▼	38
<b>Domestic and Family - Level 1</b>	2024	5	6	3	29	-	-	-	-	-	-	-	-	43	0%	43
	2023	5	13	12	13	8	5	6	8	2	8	5	4	43	↔	89
<b>Domestic and Family - Level 2</b>	2024	-	3	1	2	-	-	-	-	-	-	-	-	6	50%	6
	2023	4	-	-	-	2	-	1	-	1	-	-	-	4	▲	8
<b>Felonies and Related Matters</b>	2024	116	109	109	129	-	-	-	-	-	-	-	-	463	6%	463
	2023	73	147	139	78	93	191	87	136	156	93	109	80	437	▲	1,382
<b>General Civil - Level 1</b>	2024	-	-	-	-	-	-	-	-	-	-	-	-	0	0	0
	2023	-	-	-	-	2	-	-	-	2	-	-	-	0	↔	4
<b>General Civil - Level 2</b>	2024	1	1	3	2	-	-	-	-	-	-	-	-	7	-30%	7
	2023	7	1	1	1	8	1	4	2	3	1	3	3	10	▼	35
<b>General Civil - Level 3</b>	2024	3	5	1	-	-	-	-	-	-	-	-	-	9	0%	9
	2023	2	3	4	-	8	1	3	2	4	2	2	-	9	↔	31
<b>Miscellaneous Civil</b>	2024	108	86	64	89	-	-	-	-	-	-	-	-	347	-22%	347
	2023	66	107	209	63	78	86	112	92	56	90	85	57	445	▼	1,101
<b>Misdemeanor</b>	2024	27	63	33	67	-	-	-	-	-	-	-	-	190	32%	190
	2023	29	48	44	23	39	53	23	59	32	26	54	32	144	▲	462
<b>Other</b>	2024	-	-	-	-	-	-	-	-	-	-	-	-	0	-100%	0
	2023	2	-	-	-	3	-	-	-	-	-	-	1	2	▼	6
<b>Other Criminally Related Matters</b>	2024	8	7	5	10	-	-	-	-	-	-	-	-	30	-19%	30
	2023	14	8	8	7	14	2	4	9	5	1	9	4	37	▼	85
<b>Probates/Wills &amp; Trusts - Level 1</b>	2024	-	1	-	-	-	-	-	-	-	-	-	-	1	1	1
	2023	-	-	-	-	-	-	-	-	1	-	-	-	0	↔	1
<b>Probates/Wills &amp; Trusts - Level 2</b>	2024	1	4	3	1	-	-	-	-	-	-	-	-	9	125%	9
	2023	1	-	2	1	4	1	-	-	-	1	-	3	4	▲	13
<b>Protective Orders</b>	2024	-	3	-	2	-	-	-	-	-	-	-	-	5	25%	5
	2023	1	2	1	-	6	3	2	1	-	-	8	-	4	▲	24
<b>Uncontested Divorce</b>	2024	7	10	4	7	-	-	-	-	-	-	-	-	28	56%	28
	2023	5	2	7	4	10	5	7	5	6	4	5	6	18	▲	66

Dashboard

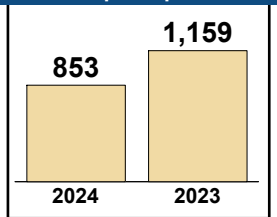
**Court:** Wythe Circuit  
**Start/End Date:** Jan-23 / Apr-24  
**2023 Average Month:** 237  
**Jan-Apr 2023:** 1,159  
**Dispositions Trending:** ▼

**Circuit/Court ID:** 27 227197  
**Type of Case:** Dispositions  
**2024 Average Month:** 213  
**Jan-Apr 2024 :** 853  
**Overall AVG. Month:** 231

Monthly Dispositions Summary



Jan --- Apr Dispositions



Dispositions by Division

Divisions		Jan	Feb	Mar	Apr	May	Jun	Jul	Aug	Sep	Oct	Nov	Dec	Thru Apr	% Change	Total
<b>Total</b>	2024	278	197	172	206	-	-	-	-	-	-	-	-	853	-26%	853
	2023	183	386	274	316	324	194	195	227	236	174	190	142	1,159	▼	2,841
<b>Civil</b>	2024	18	20	21	34	-	-	-	-	-	-	-	-	93	9%	93
	2023	11	25	21	28	22	32	29	32	24	17	23	24	85	▲	288
<b>Criminal</b>	2024	145	73	65	83	-	-	-	-	-	-	-	-	366	-27%	366
	2023	67	188	95	154	200	66	87	111	124	60	101	59	504	▼	1,312
<b>Concealed Handgun Permits</b>	2024	99	87	67	77	-	-	-	-	-	-	-	-	330	-33%	330
	2023	89	158	131	114	87	78	60	67	70	81	57	49	492	▼	1,041
<b>Miscellaneous/ Other</b>	2024	15	17	19	12	-	-	-	-	-	-	-	-	63	-19%	63
	2023	16	15	27	20	15	18	19	17	18	16	9	10	78	▼	200
<b>Others</b>	2024	1	-	-	-	-	-	-	-	-	-	-	-	1	1	1
	2023	-	-	-	-	-	-	-	-	-	-	-	-	0	↔	0

Dispositions by Case Category

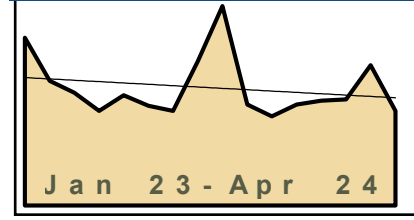
Case Categories		Jan	Feb	Mar	Apr	May	Jun	Jul	Aug	Sep	Oct	Nov	Dec	Thru Apr	% Change	Total
<b>Contested Divorce</b>	2024	-	2	2	2	-	-	-	-	-	-	-	-	6	-40%	6
	2023	1	7	1	1	2	13	6	4	6	3	3	5	10	▼	52
<b>Domestic and Family - Level 1</b>	2024	4	1	8	14	-	-	-	-	-	-	-	-	27	-7%	27
	2023	-	3	15	11	6	1	-	4	2	3	1	-	29	▼	46
<b>Domestic and Family - Level 2</b>	2024	1	2	1	1	-	-	-	-	-	-	-	-	5	67%	5
	2023	-	1	-	2	-	-	-	1	1	-	1	-	3	▲	6
<b>Felonies and Related Matters</b>	2024	108	55	41	62	-	-	-	-	-	-	-	-	266	-32%	266
	2023	61	144	65	124	156	53	63	87	98	39	82	50	394	▼	1,022
<b>General Civil - Level 1</b>	2024	-	-	-	-	-	-	-	-	-	-	-	-	0	-100%	0
	2023	-	1	-	-	-	1	-	-	1	-	-	-	1	▼	3
<b>General Civil - Level 2</b>	2024	2	-	3	4	-	-	-	-	-	-	-	-	9	-18%	9
	2023	4	5	1	1	1	1	2	3	3	1	4	1	11	▼	27
<b>General Civil - Level 3</b>	2024	5	5	4	5	-	-	-	-	-	-	-	-	19	73%	19
	2023	-	6	2	3	4	4	2	8	6	5	3	2	11	▲	45
<b>Miscellaneous Civil</b>	2024	113	106	85	89	-	-	-	-	-	-	-	-	393	-31%	393
	2023	104	171	157	136	104	97	81	85	86	96	71	66	568	▼	1,254
<b>Misdemeanor</b>	2024	36	16	20	16	-	-	-	-	-	-	-	-	88	-4%	88
	2023	2	41	25	24	38	7	20	22	22	19	18	8	92	▼	246
<b>Other</b>	2024	2	-	-	-	-	-	-	-	-	-	-	-	2	100%	2
	2023	-	-	1	-	-	-	1	1	1	-	-	-	1	▲	4
<b>Other Criminally Related Matters</b>	2024	1	2	4	5	-	-	-	-	-	-	-	-	12	-37%	12
	2023	4	3	5	7	6	6	4	3	4	2	1	1	19	▼	46
<b>Probates/Wills &amp; Trusts - Level 1</b>	2024	-	-	-	1	-	-	-	-	-	-	-	-	1	1	1
	2023	-	-	-	-	-	-	-	1	-	-	-	-	0	↔	1
<b>Probates/Wills &amp; Trusts - Level 2</b>	2024	2	2	-	-	-	-	-	-	-	-	-	-	4	-20%	4
	2023	-	3	-	2	3	1	3	-	2	1	2	-	5	▼	17
<b>Uncontested Divorce</b>	2024	4	6	4	7	-	-	-	-	-	-	-	-	21	40%	21
	2023	7	1	2	5	4	10	13	8	4	5	4	9	15	▲	72

Dashboard

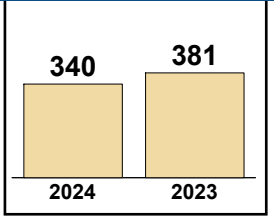
**Court:** Radford Circuit  
**Start/End Date:** Jan-23 / Apr-24  
**2023 Average Month:** 91  
**Jan-Apr 2023:** 381  
**Dispositions Trending:** ▼

**Circuit/Court ID:** 27 227750  
**Type of Case:** Dispositions  
**2024 Average Month:**85  
**Jan-Apr 2024 :** 340  
**Overall AVG. Month:** 90

Monthly Dispositions Summary



Jan --- Apr Dispositions



Dispositions by Division

Divisions		Jan	Feb	Mar	Apr	May	Jun	Jul	Aug	Sep	Oct	Nov	Dec	Thru Apr	% Change	Total
<b>Total</b>	2024	80	81	107	72	-	-	-	-	-	-	-	-	340	-11%	340
	2023	128	95	86	72	84	76	72	110	152	77	68	77	381	▼	1,097
<b>Civil</b>	2024	8	4	13	-	-	-	-	-	-	-	-	-	25	-22%	25
	2023	16	1	5	10	18	6	8	12	8	4	5	5	32	▼	98
<b>Criminal</b>	2024	41	44	73	43	-	-	-	-	-	-	-	-	201	-15%	201
	2023	73	70	54	39	32	40	33	70	121	57	40	51	236	▼	680
<b>Concealed Handgun Permits</b>	2024	27	28	15	22	-	-	-	-	-	-	-	-	92	6%	92
	2023	32	19	18	18	19	26	18	20	19	13	19	16	87	▲	237
<b>Miscellaneous/ Other</b>	2024	4	5	6	7	-	-	-	-	-	-	-	-	22	-15%	22
	2023	7	5	9	5	15	4	12	7	4	3	4	5	26	▼	80
<b>Others</b>	2024	-	-	-	-	-	-	-	-	-	-	-	-	0	0	0
	2023	-	-	-	-	-	-	1	1	-	-	-	-	0	↔	2

Dispositions by Case Category

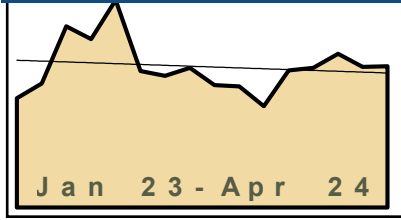
Case Categories		Jan	Feb	Mar	Apr	May	Jun	Jul	Aug	Sep	Oct	Nov	Dec	Thru Apr	% Change	Total
<b>Capital Murder</b>	2024	-	-	-	-	-	-	-	-	-	-	-	-	0	0	0
	2023	-	-	-	-	-	-	-	-	-	1	-	-	0	↔	1
<b>Contested Divorce</b>	2024	3	-	1	-	-	-	-	-	-	-	-	-	4	33%	4
	2023	2	-	1	-	4	-	-	1	1	2	1	-	3	▲	12
<b>Domestic and Family - Level 1</b>	2024	-	3	9	-	-	-	-	-	-	-	-	-	12	-25%	12
	2023	10	-	-	6	2	2	-	9	2	-	2	-	16	▼	33
<b>Domestic and Family - Level 2</b>	2024	-	-	-	-	-	-	-	-	-	-	-	-	0	-100%	0
	2023	-	1	-	3	1	1	3	-	-	-	1	-	4	▼	10
<b>Felonies and Related Matters</b>	2024	30	29	52	32	-	-	-	-	-	-	-	-	143	-15%	143
	2023	55	52	32	30	19	26	22	50	99	39	26	40	169	▼	490
<b>General Civil - Level 2</b>	2024	1	1	1	-	-	-	-	-	-	-	-	-	3	-40%	3
	2023	2	-	3	-	3	-	2	-	1	1	1	4	5	▼	17
<b>General Civil - Level 3</b>	2024	4	-	2	-	-	-	-	-	-	-	-	-	6	500%	6
	2023	-	-	1	-	8	-	1	-	-	-	-	-	1	▲	10
<b>Miscellaneous Civil</b>	2024	30	33	20	29	-	-	-	-	-	-	-	-	112	3%	112
	2023	38	23	25	23	29	30	30	26	23	15	23	20	109	▲	305
<b>Misdemeanor</b>	2024	8	15	19	11	-	-	-	-	-	-	-	-	53	-13%	53
	2023	15	18	21	7	12	13	7	20	21	15	13	11	61	▼	173
<b>Other</b>	2024	-	-	-	-	-	-	-	-	-	-	-	-	0	0	0
	2023	-	-	-	-	-	-	1	2	-	-	-	-	0	↔	3
<b>Other Criminally Related Matters</b>	2024	3	-	2	-	-	-	-	-	-	-	-	-	5	-17%	5
	2023	3	-	1	2	1	1	4	1	1	2	1	-	6	▼	17
<b>Probates/Wills &amp; Trusts - Level 1</b>	2024	-	-	-	-	-	-	-	-	-	-	-	-	0	0	0
	2023	-	-	-	-	-	-	1	-	-	-	-	-	0	↔	1
<b>Probates/Wills &amp; Trusts - Level 2</b>	2024	-	-	-	-	-	-	-	-	-	-	-	-	0	0	0
	2023	-	-	-	-	-	1	-	-	-	-	-	-	0	↔	1
<b>Protective Orders</b>	2024	-	-	-	-	-	-	-	-	-	-	-	-	0	0	0
	2023	-	-	-	-	-	-	-	-	1	1	-	-	0	↔	2
<b>Uncontested Divorce</b>	2024	1	-	1	-	-	-	-	-	-	-	-	-	2	-71%	2
	2023	3	1	2	1	5	2	1	1	3	1	-	2	7	▼	22

Dashboard

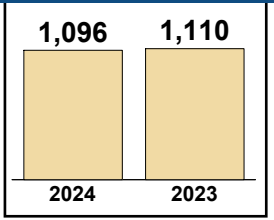
**Court:** Smyth Circuit  
**Start/End Date:** Jan-23 / Apr-24  
**2023 Average Month:** 267  
**Jan-Apr 2023:** 1,110  
**Dispositions Trending:** ⇌

**Circuit/Court ID:** 28 228173  
**Type of Case:** Dispositions  
**2024 Average Month:** 274  
**Jan-Apr 2024 :** 1,096  
**Overall AVG. Month:** 269

Monthly Dispositions Summary



Jan --- Apr Dispositions



Dispositions by Division

Divisions		Jan	Feb	Mar	Apr	May	Jun	Jul	Aug	Sep	Oct	Nov	Dec	Thru Apr	% Change	Total
<b>Total</b>	2024	266	293	268	269	-	-	-	-	-	-	-	-	1,096	-1%	1,096
	2023	208	236	345	321	395	260	251	266	233	231	193	261	1,110	▼	3,200
<b>Civil</b>	2024	9	26	36	31	32	22	23	32	46	66	28	19	102	12%	102
	2023	22	16	28	25	32	22	23	32	46	66	28	19	91	▲	359
<b>Criminal</b>	2024	69	123	61	94	-	-	-	-	-	-	-	-	347	9%	347
	2023	42	71	109	95	86	121	112	111	71	58	60	57	317	▲	993
<b>Concealed Handgun Permits</b>	2024	70	84	107	91	-	-	-	-	-	-	-	-	352	-21%	352
	2023	84	74	149	140	219	62	64	67	65	44	55	55	447	▼	1,078
<b>Miscellaneous/ Other</b>	2024	111	48	55	41	-	-	-	-	-	-	-	-	255	14%	255
	2023	57	67	42	57	47	46	51	44	41	58	39	120	223	▲	669
<b>Others</b>	2024	7	12	9	12	-	-	-	-	-	-	-	-	40	25%	40
	2023	3	8	17	4	11	9	1	12	10	5	11	10	32	▲	101

Dispositions by Case Category


Case Categories		Jan	Feb	Mar	Apr	May	Jun	Jul	Aug	Sep	Oct	Nov	Dec	Thru Apr	% Change	Total
<b>Administrative Law</b>	2024	-	-	-	-	-	-	-	-	-	-	-	-	0	0%	0
	2023	-	-	-	-	-	-	-	-	1	1	-	-	0	↔	2
<b>Contested Divorce</b>	2024	-	1	7	4	-	-	-	-	-	-	-	-	12	0%	12
	2023	6	1	1	4	2	1	5	4	11	11	3	2	12	↔	51
<b>Domestic and Family - Level 1</b>	2024	1	12	2	1	-	-	-	-	-	-	-	-	16	-27%	16
	2023	-	2	14	6	10	-	3	2	1	3	-	3	22	▼	44
<b>Domestic and Family - Level 2</b>	2024	1	-	2	3	-	-	-	-	-	-	-	-	6	-25%	6
	2023	3	3	1	1	2	2	2	6	2	9	6	1	8	▼	38
<b>Felonies and Related Matters</b>	2024	62	90	53	70	-	-	-	-	-	-	-	-	275	6%	275
	2023	32	62	93	73	69	100	97	79	42	34	41	34	260	▲	756
<b>General Civil - Level 1</b>	2024	-	-	2	-	-	-	-	-	-	-	-	-	2	2%	2
	2023	-	-	-	-	2	-	1	-	-	1	-	1	0	↔	5
<b>General Civil - Level 2</b>	2024	4	1	7	3	-	-	-	-	-	-	-	-	15	88%	15
	2023	1	1	3	3	3	5	2	4	4	13	8	2	8	▲	49
<b>General Civil - Level 3</b>	2024	1	6	7	9	-	-	-	-	-	-	-	-	23	188%	23
	2023	-	4	4	-	4	6	2	9	5	9	1	2	8	▲	46
<b>Miscellaneous Civil</b>	2024	78	98	124	112	-	-	-	-	-	-	-	-	412	-16%	412
	2023	90	89	161	148	235	71	82	79	74	59	62	83	488	▼	1,233
<b>Misdemeanor</b>	2024	7	33	8	20	-	-	-	-	-	-	-	-	68	33%	68
	2023	9	9	15	18	17	21	13	28	28	15	19	18	51	▲	210
<b>Other</b>	2024	107	44	45	32	-	-	-	-	-	-	-	-	228	10%	228
	2023	53	58	43	53	41	43	33	43	40	39	42	101	207	▲	589
<b>Other Criminally Related Matters</b>	2024	-	-	-	4	-	-	-	-	-	-	-	-	4	-33%	4
	2023	1	-	1	4	-	-	3	4	1	9	-	5	6	▼	28
<b>Probates/Wills &amp; Trusts - Level 2</b>	2024	-	1	4	3	-	-	-	-	-	-	-	-	8	-33%	8
	2023	2	4	4	2	1	1	1	2	2	3	1	1	12	▼	24
<b>Uncontested Divorce</b>	2024	5	7	7	8	-	-	-	-	-	-	-	-	27	-4%	27
	2023	11	3	5	9	9	10	7	6	22	25	10	8	28	▼	125

Dashboard

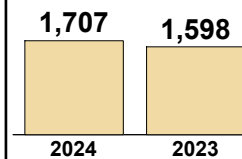
**Court:** Washington Circuit  
**Start/End Date:** Jan-23 / Apr-24  
**2023 Average Month:** 424  
**Jan-Apr 2023:** 1,598  
**Dispositions Trending:** ▲

**Circuit/Court ID:** 28 228191  
**Type of Case:** Dispositions  
**2024 Average Month:** 427  
**Jan-Apr 2024 :** 1,707  
**Overall AVG. Month:** 425

Monthly Dispositions Summary



Jan --- Apr Dispositions



Dispositions by Division

Divisions		Jan	Feb	Mar	Apr	May	Jun	Jul	Aug	Sep	Oct	Nov	Dec	Thru Apr	% Change	Total
<b>Total</b>	2024	323	610	417	357	-	-	-	-	-	-	-	-	1,707	7%	1,707
	2023	340	387	437	434	329	577	513	446	382	371	334	540	1,598	▲	5,090
<b>Civil</b>	2024	30	20	21	30	50	47	40	50	79	28	28	20	101	-32%	101
	2023	37	27	40	44	50	47	40	50	79	28	28	20	148	▼	490
<b>Criminal</b>	2024	142	208	156	148	-	-	-	-	-	-	-	-	654	13%	654
	2023	118	154	190	119	135	211	260	209	107	128	191	113	581	▲	1,935
<b>Concealed Handgun Permits</b>	2024	80	192	181	119	-	-	-	-	-	-	-	-	572	-10%	572
	2023	127	153	137	218	83	263	145	96	124	159	55	233	635	▼	1,793
<b>Miscellaneous/ Other</b>	2024	66	184	54	55	-	-	-	-	-	-	-	-	359	53%	359
	2023	58	53	70	53	61	56	68	91	71	55	58	170	234	▲	864
<b>Others</b>	2024	5	6	5	5	-	-	-	-	-	-	-	-	21	21	21
	2023	-	-	-	-	-	-	-	-	1	1	2	4	0	↔	8

Dispositions by Case Category

Case Categories		Jan	Feb	Mar	Apr	May	Jun	Jul	Aug	Sep	Oct	Nov	Dec	Thru Apr	% Change	Total
<b>Administrative Law</b>	2024	-	-	-	-	-	-	-	-	-	-	-	-	0	0	0
	2023	-	-	-	-	-	-	-	-	3	-	-	-	0	↔	3
<b>Capital Murder</b>	2024	-	-	-	-	-	-	-	-	-	-	-	-	0	-100%	0
	2023	3	-	-	-	-	-	-	-	-	1	-	-	3	▼	4
<b>Contested Divorce</b>	2024	4	1	4	4	-	-	-	-	-	-	-	-	13	8%	13
	2023	2	2	5	3	4	2	2	3	8	4	4	2	12	▲	41
<b>Domestic and Family - Level 1</b>	2024	5	-	-	3	-	-	-	-	-	-	-	-	8	-60%	8
	2023	7	1	5	7	16	5	4	1	1	12	-	-	20	▼	59
<b>Domestic and Family - Level 2</b>	2024	-	3	-	2	-	-	-	-	-	-	-	-	5	-69%	5
	2023	4	4	2	6	5	3	2	2	6	2	-	2	16	▼	38
<b>Felonies and Related Matters</b>	2024	105	153	128	118	-	-	-	-	-	-	-	-	504	8%	504
	2023	102	128	139	96	109	164	229	153	77	95	119	90	465	▲	1,501
<b>General Civil - Level 1</b>	2024	-	-	-	-	-	-	-	-	-	-	-	-	0	-100%	0
	2023	1	-	-	2	-	1	2	-	-	-	-	-	3	▼	6
<b>General Civil - Level 2</b>	2024	11	6	4	4	-	-	-	-	-	-	-	-	25	-26%	25
	2023	10	8	7	9	4	8	5	13	16	2	6	2	34	▼	90
<b>General Civil - Level 3</b>	2024	3	2	1	3	2	12	5	12	13	3	-	-	9	-18%	9
	2023	1	3	5	2	2	12	5	12	13	3	-	1	11	▼	59
<b>Miscellaneous Civil</b>	2024	99	214	196	138	-	-	-	-	-	-	-	-	647	-10%	647
	2023	144	172	159	241	113	293	179	136	149	175	73	248	716	▼	2,082
<b>Misdemeanor</b>	2024	25	54	28	27	-	-	-	-	-	-	-	-	134	34%	134
	2023	12	25	43	20	25	39	30	37	30	32	72	19	100	▲	384
<b>Other</b>	2024	53	171	46	38	-	-	-	-	-	-	-	-	308	99%	308
	2023	44	34	47	30	36	30	36	52	43	38	48	165	155	▲	603
<b>Other Criminally Related Matters</b>	2024	12	2	-	3	-	-	-	-	-	-	-	-	17	6%	17
	2023	3	1	9	3	3	8	1	19	-	-	-	4	16	▲	51
<b>Probates/Wills &amp; Trusts - Level 1</b>	2024	-	-	1	2	-	-	-	-	-	-	-	-	3	200%	3
	2023	-	-	1	-	-	2	-	1	6	1	-	-	1	▲	11
<b>Probates/Wills &amp; Trusts - Level 2</b>	2024	2	1	5	3	-	-	-	-	-	-	-	-	11	38%	11
	2023	2	-	2	4	2	1	3	4	3	-	1	1	8	▲	23
<b>Protective Orders</b>	2024	-	1	2	3	-	-	-	-	-	-	-	-	6	100%	6
	2023	-	2	1	-	-	-	2	4	-	1	1	-	3	▲	11
<b>Uncontested Divorce</b>	2024	4	2	2	9	-	-	-	-	-	-	-	-	17	-51%	17
	2023	5	7	12	11	10	9	13	9	27	5	10	6	35	▼	124

# CPSS-CCMS-10.11 CASELOAD STATISTICS OF THE CIRCUIT COURTS

Bristol

January 2023 -- April 2024 Dispositions

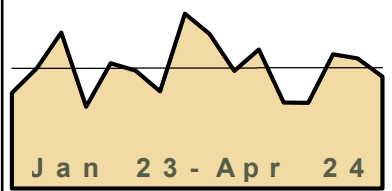
Alexandria and Fairfax Circuit are not Included in State Totals

## Dashboard

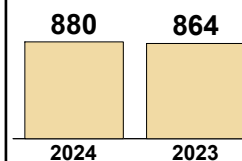
**Court:** Bristol Circuit  
**Start/End Date:** Jan-23 / Apr-24  
**2023 Average Month:** 233  
**Jan-Apr 2023:** 864  
**Dispositions Trending:** ↔

**Circuit/Court ID:** 28 228520  
**Type of Case:** Dispositions  
**2024 Average Month:** 220  
**Jan-Apr 2024 :** 880  
**Overall AVG. Month:** 230

## Monthly Dispositions Summary



## Jan --- Apr Dispositions



## Dispositions by Division

Divisions		Jan	Feb	Mar	Apr	May	Jun	Jul	Aug	Sep	Oct	Nov	Dec	Thru Apr	% Change	Total
<b>Total</b>	2024	163	256	248	213	-	-	-	-	-	-	-	-	880	2%	880
	2023	182	229	297	156	239	225	185	333	295	224	265	164	864	▲	2,794
<b>Civil</b>	2024	18	29	24	15	16	12	16	23	15	10	14	18	86	41%	86
	2023	13	19	14	15	16	12	16	23	15	10	14	18	61	▲	185
<b>Criminal</b>	2024	65	176	154	135	-	-	-	-	-	-	-	-	530	11%	530
	2023	98	120	192	69	150	99	58	224	232	115	175	95	479	▲	1,627
<b>Concealed Handgun Permits</b>	2024	24	7	36	24	-	-	-	-	-	-	-	-	91	-31%	91
	2023	24	35	44	29	27	6	33	19	12	16	12	17	132	▼	274
<b>Miscellaneous/ Other</b>	2024	56	44	34	38	-	-	-	-	-	-	-	-	172	-9%	172
	2023	47	54	47	42	46	107	78	67	36	83	64	34	190	▼	705
<b>Others</b>	2024	-	-	-	1	-	-	-	-	-	-	-	-	1	-50%	1
	2023	-	1	-	1	-	1	-	-	-	-	-	-	2	▼	3

## Dispositions by Case Category

Case Categories		Jan	Feb	Mar	Apr	May	Jun	Jul	Aug	Sep	Oct	Nov	Dec	Thru Apr	% Change	Total
<b>Administrative Law</b>	2024	-	1	-	-	-	-	-	-	-	-	-	-	1	1	1
	2023	-	-	-	-	-	1	-	-	1	1	-	-	0	↔	3
<b>Contested Divorce</b>	2024	2	5	6	1	-	-	-	-	-	-	-	-	14	180%	14
	2023	2	1	2	-	1	1	1	2	2	3	-	1	5	▲	16
<b>Domestic and Family - Level 1</b>	2024	4	6	1	-	-	-	-	-	-	-	-	-	11	83%	11
	2023	-	-	-	6	-	5	1	-	1	-	1	6	6	▲	20
<b>Domestic and Family - Level 2</b>	2024	-	1	1	1	-	-	-	-	-	-	-	-	3	50%	3
	2023	1	-	1	1	4	6	-	3	-	1	1	1	2	▲	18
<b>Felonies and Related Matters</b>	2024	54	138	111	110	-	-	-	-	-	-	-	-	413	12%	413
	2023	80	89	153	47	124	78	43	176	193	82	137	71	369	▲	1,273
<b>General Civil - Level 1</b>	2024	-	-	-	-	-	-	-	-	-	-	-	-	0	0	0
	2023	-	-	-	-	1	-	-	1	-	-	-	-	0	↔	2
<b>General Civil - Level 2</b>	2024	1	2	1	-	-	-	-	-	-	-	-	-	4	-67%	4
	2023	5	2	3	2	3	2	7	4	1	2	4	2	12	▼	37
<b>General Civil - Level 3</b>	2024	5	3	9	-	-	-	-	-	-	-	-	-	17	31%	17
	2023	4	2	4	3	3	14	1	7	1	17	6	2	13	▲	64
<b>Miscellaneous Civil</b>	2024	54	27	49	46	46	62	78	56	20	50	31	38	176	-4%	176
	2023	39	45	52	48	46	62	78	56	20	50	31	38	184	▼	565
<b>Misdemeanor</b>	2024	10	35	43	25	-	-	-	-	-	-	-	-	113	18%	113
	2023	16	25	37	18	26	16	9	38	37	29	38	12	96	▲	301
<b>Other</b>	2024	26	25	21	23	-	-	-	-	-	-	-	-	95	-31%	95
	2023	29	47	38	23	27	33	34	28	30	31	41	13	137	▼	374
<b>Other Criminally Related Matters</b>	2024	1	3	-	-	-	-	-	-	-	-	-	-	4	-71%	4
	2023	2	6	2	4	-	5	6	10	2	4	-	13	14	▼	54
<b>Probates/Wills &amp; Trusts - Level 2</b>	2024	-	1	-	-	-	-	-	-	-	-	-	-	1	0%	1
	2023	-	-	1	-	-	1	-	-	1	1	-	2	1	↔	6
<b>Uncontested Divorce</b>	2024	6	9	6	7	-	-	-	-	-	-	-	-	28	12%	28
	2023	4	12	5	4	4	1	5	8	6	3	6	3	25	▲	61


This report reflects data in the case management system. Numbers will update accordingly as reports are refreshed and posted.

Dashboard

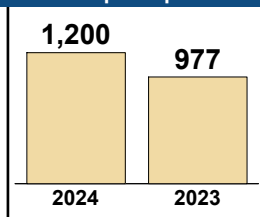
**Court:** Buchanan Circuit  
**Start/End Date:** Jan-23 / Apr-24  
**2023 Average Month:** 227  
**Jan-Apr 2023:** 977  
**Dispositions Trending:** ▲

**Circuit/Court ID:** 29 229027  
**Type of Case:** Dispositions  
**2024 Average Month:** 300  
**Jan-Apr 2024 :** 1,200  
**Overall AVG. Month:** 245

Monthly Dispositions Summary



Jan --- Apr Dispositions



Dispositions by Division

Divisions		Jan	Feb	Mar	Apr	May	Jun	Jul	Aug	Sep	Oct	Nov	Dec	Thru Apr	% Change	Total
<b>Total</b>	2024	205	268	289	438	-	-	-	-	-	-	-	-	1,200	23%	1,200
	2023	233	203	324	217	206	225	179	341	135	237	173	246	977	▲	2,719
<b>Civil</b>	2024	6	16	15	86	-	-	-	-	-	-	-	-	123	89%	123
	2023	14	18	20	13	19	9	11	18	2	12	8	8	65	▲	152
<b>Criminal</b>	2024	137	180	208	226	-	-	-	-	-	-	-	-	751	14%	751
	2023	173	130	202	152	87	157	113	261	80	145	132	184	657	▲	1,816
<b>Concealed Handgun Permits</b>	2024	53	56	55	65	-	-	-	-	-	-	-	-	229	5%	229
	2023	40	44	86	48	90	50	50	54	51	53	30	45	218	▲	641
<b>Miscellaneous/ Other</b>	2024	9	16	11	61	-	-	-	-	-	-	-	-	97	162%	97
	2023	6	11	16	4	10	9	5	8	2	27	3	9	37	▲	110

Dispositions by Case Category

Case Categories		Jan	Feb	Mar	Apr	May	Jun	Jul	Aug	Sep	Oct	Nov	Dec	Thru Apr	% Change	Total
<b>Administrative Law</b>	2024	-	-	1	1	-	-	-	-	-	-	-	-	2	2	2
	2023	-	-	-	-	1	-	-	-	-	-	-	-	0	↔	1
<b>Capital Murder</b>	2024	-	2	-	-	-	-	-	-	-	-	-	-	2	2	2
	2023	-	-	-	-	-	-	-	-	-	-	-	-	0	↔	0
<b>Contested Divorce</b>	2024	1	2	2	10	-	-	-	-	-	-	-	-	15	400%	15
	2023	-	-	2	1	1	1	1	3	1	3	-	1	3	▲	14
<b>Domestic and Family - Level 1</b>	2024	-	6	1	8	-	-	-	-	-	-	-	-	15	15%	15
	2023	4	2	6	1	5	-	4	3	-	2	-	-	13	▲	27
<b>Domestic and Family - Level 2</b>	2024	1	1	-	4	-	-	-	-	-	-	-	-	6	-25%	6
	2023	1	5	-	2	2	1	1	3	-	1	2	-	8	▼	18
<b>Felonies and Related Matters</b>	2024	107	140	155	165	-	-	-	-	-	-	-	-	567	23%	567
	2023	120	80	157	103	64	119	81	193	69	114	86	154	460	▲	1,340
<b>General Civil</b>	2024	-	-	-	1	-	-	-	-	-	-	-	-	1	1	1
	2023	-	-	-	-	-	-	-	-	-	-	-	-	0	↔	0
<b>General Civil - Level 1</b>	2024	-	2	-	2	-	-	-	-	-	-	-	-	4	4	4
	2023	-	-	-	-	-	-	1	-	-	-	-	-	0	↔	1
<b>General Civil - Level 2</b>	2024	2	4	7	50	-	-	-	-	-	-	-	-	63	232%	63
	2023	4	4	4	7	6	6	-	7	-	5	4	3	19	▲	50
<b>General Civil - Level 3</b>	2024	2	2	-	13	-	-	-	-	-	-	-	-	17	325%	17
	2023	1	-	3	-	-	4	1	1	-	1	1	1	4	▲	13
<b>Miscellaneous Civil</b>	2024	60	70	63	95	-	-	-	-	-	-	-	-	288	15%	288
	2023	45	55	99	52	99	55	55	60	53	77	31	50	251	▲	731
<b>Misdemeanor</b>	2024	30	35	46	56	-	-	-	-	-	-	-	-	167	8%	167
	2023	45	38	33	38	19	38	27	53	10	30	42	28	154	▲	401
<b>Other</b>	2024	-	-	-	1	-	-	-	-	-	-	-	-	1	0%	1
	2023	1	-	-	-	-	-	-	1	-	-	-	-	1	↔	2
<b>Other Criminally Related Matters</b>	2024	-	3	7	5	-	-	-	-	-	-	-	-	15	-65%	15
	2023	8	12	12	11	4	-	5	15	1	1	4	2	43	▼	75
<b>Probates/Wills &amp; Trusts - Level 1</b>	2024	-	-	-	2	-	-	-	-	-	-	-	-	2	2	2
	2023	-	-	-	-	-	-	-	1	-	-	-	-	0	↔	1
<b>Probates/Wills &amp; Trusts - Level 2</b>	2024	-	1	-	-	-	-	-	-	-	-	-	-	1	1	1
	2023	-	-	-	-	2	-	1	-	-	-	-	1	0	↔	4
<b>Protective Orders</b>	2024	1	-	2	-	-	-	-	-	-	-	-	-	3	200%	3
	2023	-	-	1	-	-	-	-	-	-	-	-	2	1	▲	3
<b>Uncontested Divorce</b>	2024	1	-	5	25	-	-	-	-	-	-	-	-	31	55%	31
	2023	4	7	7	2	3	1	1	2	1	3	3	4	20	▲	38

This report reflects data in the case management system. Numbers will update accordingly as reports are refreshed and posted.




Dashboard

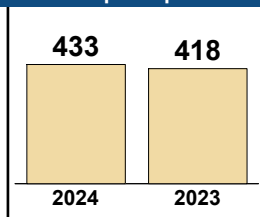
**Court:** Dickenson Circuit  
**Start/End Date:** Jan-23 / Apr-24  
**2023 Average Month:** 104  
**Jan-Apr 2023:** 418  
**Dispositions Trending:** ▲

**Circuit/Court ID:** 29 229051  
**Type of Case:** Dispositions  
**2024 Average Month:** 108  
**Jan-Apr 2024 :** 433  
**Overall AVG. Month:** 105

Monthly Dispositions Summary



Jan --- Apr Dispositions



Dispositions by Division

Divisions		Jan	Feb	Mar	Apr	May	Jun	Jul	Aug	Sep	Oct	Nov	Dec	Thru Apr	% Change	Total
<b>Total</b>	2024	82	101	139	111	-	-	-	-	-	-	-	-	433	4%	433
	2023	94	73	132	119	54	137	55	164	55	102	91	169	418	▲	1,245
<b>Civil</b>	2024	3	1	6	18	-	-	-	-	-	-	-	-	28	-36%	28
	2023	13	6	17	8	13	6	9	16	2	13	7	7	44	▼	117
<b>Criminal</b>	2024	38	45	69	43	-	-	-	-	-	-	-	-	195	-1%	195
	2023	45	25	53	73	14	98	22	100	22	29	45	91	196	▼	617
<b>Concealed Handgun Permits</b>	2024	36	41	46	40	-	-	-	-	-	-	-	-	163	6%	163
	2023	31	34	53	36	21	24	19	31	19	46	31	35	154	▲	380
<b>Miscellaneous/ Other</b>	2024	5	14	18	10	-	-	-	-	-	-	-	-	47	96%	47
	2023	5	8	9	2	6	8	5	17	12	14	8	36	24	▲	130
<b>Others</b>	2024	-	-	-	-	-	-	-	-	-	-	-	-	0	0	0
	2023	-	-	-	-	-	1	-	-	-	-	-	-	0	↔	1

Dispositions by Case Category

Case Categories		Jan	Feb	Mar	Apr	May	Jun	Jul	Aug	Sep	Oct	Nov	Dec	Thru Apr	% Change	Total
<b>Contested Divorce</b>	2024	-	1	2	-	-	-	-	-	-	-	-	-	3	0%	3
	2023	2	1	-	-	1	1	2	2	-	4	1	2	3	↔	16
<b>Domestic and Family - Level 1</b>	2024	-	-	-	11	-	-	-	-	-	-	-	-	11	83%	11
	2023	4	-	2	-	-	3	2	1	-	-	2	-	6	▲	14
<b>Domestic and Family - Level 2</b>	2024	-	-	-	-	-	-	-	-	-	-	-	-	0	-100%	0
	2023	-	1	1	2	-	-	-	4	2	-	-	-	4	▼	10
<b>Felonies and Related Matters</b>	2024	23	41	50	35	-	-	-	-	-	-	-	-	149	-10%	149
	2023	38	22	47	59	11	87	14	80	19	26	33	76	166	▼	512
<b>General Civil - Level 2</b>	2024	-	-	1	3	-	-	-	-	-	-	-	-	4	-20%	4
	2023	-	1	3	1	4	-	-	1	-	1	2	3	5	▼	16
<b>General Civil - Level 3</b>	2024	2	-	2	1	-	-	-	-	-	-	-	-	5	-38%	5
	2023	3	2	2	1	1	-	3	-	-	2	-	1	8	▼	15
<b>Miscellaneous Civil</b>	2024	39	43	49	40	-	-	-	-	-	-	-	-	171	7%	171
	2023	32	36	55	37	22	25	20	33	22	53	35	38	160	▲	408
<b>Misdemeanor</b>	2024	15	4	18	9	-	-	-	-	-	-	-	-	46	59%	46
	2023	7	3	5	14	3	10	5	18	2	3	10	15	29	▲	95
<b>Other</b>	2024	2	12	15	9	-	-	-	-	-	-	-	-	38	124%	38
	2023	5	6	5	1	5	8	4	16	9	7	4	31	17	▲	101
<b>Other Criminally Related Matters</b>	2024	-	-	1	-	-	-	-	-	-	-	-	-	1	0%	1
	2023	-	-	1	-	-	1	3	2	1	-	2	-	1	↔	10
<b>Probates/Wills &amp; Trusts - Level 2</b>	2024	1	-	-	-	-	-	-	-	-	-	-	-	1	-50%	1
	2023	-	-	2	-	-	-	-	1	-	1	1	-	2	▼	5
<b>Uncontested Divorce</b>	2024	-	-	1	3	-	-	-	-	-	-	-	-	4	-76%	4
	2023	3	1	9	4	7	2	2	6	-	5	1	3	17	▼	43

Dashboard		Monthly Dispositions Summary		Jan --- Apr Dispositions	
<p><b>Court:</b> Russell Circuit  <b>Start/End Date:</b> Jan-23 / Apr-24  <b>2023 Average Month:</b> 190  <b>Jan-Apr 2023:</b> 791  <b>Dispositions Trending:</b> ▲</p>	<p><b>Circuit/Court ID:</b> 29 229167  <b>Type of Case:</b> Dispositions  <b>2024 Average Month:</b> 230  <b>Jan-Apr 2024 :</b> 921  <b>Overall AVG. Month:</b> 200</p>	<p style="text-align: center; font-weight: bold;">Jan 23 - Apr 24</p>		<p style="text-align: center; font-weight: bold;">921      791</p> <p style="text-align: center;">2024      2023</p>	

Dispositions by Division																
Divisions		Jan	Feb	Mar	Apr	May	Jun	Jul	Aug	Sep	Oct	Nov	Dec	Thru Apr	% Change	Total
<b>Total</b>	2024	168	164	288	301	-	-	-	-	-	-	-	-	921	16%	921
	2023	209	180	188	214	215	227	201	227	142	146	163	170	791	▲	2,282
<b>Civil</b>	2024	18	15	13	44	-	-	-	-	-	-	-	-	90	58%	90
	2023	10	20	15	12	37	10	19	24	14	14	38	18	57	▲	231
<b>Criminal</b>	2024	92	62	169	98	-	-	-	-	-	-	-	-	421	11%	421
	2023	122	85	85	88	94	155	129	159	61	93	60	96	380	▲	1,227
<b>Concealed Handgun Permits</b>	2024	52	85	102	120	-	-	-	-	-	-	-	-	359	7%	359
	2023	73	74	80	108	69	59	50	40	62	35	47	52	335	▲	749
<b>Miscellaneous/ Other</b>	2024	6	2	4	39	-	-	-	-	-	-	-	-	51	168%	51
	2023	4	1	8	6	15	3	3	4	5	4	18	4	19	▲	75

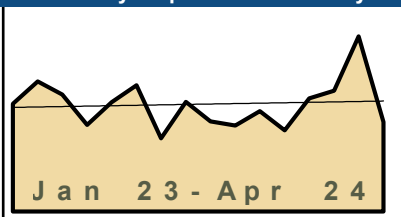
Dispositions by Case Category																
Case Categories		Jan	Feb	Mar	Apr	May	Jun	Jul	Aug	Sep	Oct	Nov	Dec	Thru Apr	% Change	Total
<b>Contested Divorce</b>	2024	2	-	1	3	-	-	-	-	-	-	-	-	6	-33%	6
	2023	1	3	3	2	8	-	2	1	4	3	6	4	9	▼	37
<b>Domestic and Family - Level 1</b>	2024	3	-	-	5	-	-	-	-	-	-	-	-	8	100%	8
	2023	1	-	3	-	4	-	2	-	1	1	6	-	4	▲	18
<b>Domestic and Family - Level 2</b>	2024	1	2	-	6	-	-	-	-	-	-	-	-	9	29%	9
	2023	1	3	2	1	-	-	3	-	1	2	-	3	7	▲	16
<b>Felonies and Related Matters</b>	2024	57	32	120	84	-	-	-	-	-	-	-	-	293	4%	293
	2023	91	52	67	72	73	130	108	128	56	71	41	59	282	▲	948
<b>General Civil - Level 1</b>	2024	-	1	-	-	-	-	-	-	-	-	-	-	1	1	1
	2023	-	-	-	-	-	-	-	1	-	-	-	-	0	↔	1
<b>General Civil - Level 2</b>	2024	1	-	2	2	-	-	-	-	-	-	-	-	5	0%	5
	2023	-	1	2	2	8	1	1	3	1	1	8	1	5	↔	29
<b>General Civil - Level 3</b>	2024	9	7	2	4	-	-	-	-	-	-	-	-	22	120%	22
	2023	1	6	1	2	9	5	2	13	-	3	3	4	10	▲	49
<b>Miscellaneous Civil</b>	2024	57	87	106	161	-	-	-	-	-	-	-	-	411	16%	411
	2023	77	75	87	114	79	62	53	43	67	37	59	56	353	▲	809
<b>Misdemeanor</b>	2024	32	25	44	14	-	-	-	-	-	-	-	-	115	22%	115
	2023	31	31	17	15	12	25	20	29	4	19	17	35	94	▲	255
<b>Other</b>	2024	1	-	-	10	-	-	-	-	-	-	-	-	11	11	11
	2023	-	-	-	-	1	-	-	-	-	-	-	-	0	↔	1
<b>Other Criminally Related Matters</b>	2024	3	5	5	-	-	-	-	-	-	-	-	-	13	225%	13
	2023	-	2	1	1	9	1	1	2	1	3	2	2	4	▲	25
<b>Probates/Wills &amp; Trusts - Level 1</b>	2024	-	-	-	1	-	-	-	-	-	-	-	-	1	1	1
	2023	-	-	-	-	-	-	-	-	-	-	-	1	0	↔	1
<b>Probates/Wills &amp; Trusts - Level 2</b>	2024	-	-	-	3	-	-	-	-	-	-	-	-	3	50%	3
	2023	-	2	-	-	2	3	2	1	2	2	1	-	2	▲	15
<b>Uncontested Divorce</b>	2024	2	5	8	8	-	-	-	-	-	-	-	-	23	10%	23
	2023	6	5	5	5	10	-	7	6	5	4	19	6	21	▲	78

Dashboard

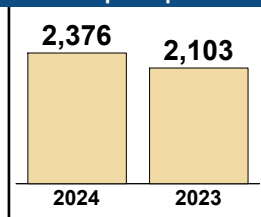
**Court:** Tazewell Circuit  
**Start/End Date:** Jan-23 / Apr-24  
**2023 Average Month:** 483  
**Jan-Apr 2023:** 2,103  
**Dispositions Trending:** ▲

**Circuit/Court ID:** 29 229185  
**Type of Case:** Dispositions  
**2024 Average Month:** 594  
**Jan-Apr 2024 :** 2,376  
**Overall AVG. Month:** 511

Monthly Dispositions Summary



Jan --- Apr Dispositions



Dispositions by Division

Divisions		Jan	Feb	Mar	Apr	May	Jun	Jul	Aug	Sep	Oct	Nov	Dec	Thru Apr	% Change	Total
<b>Total</b>	2024	539	576	834	427	-	-	-	-	-	-	-	-	2,376	13%	2,376
	2023	513	620	557	413	521	602	349	522	429	410	478	387	2,103	▲	5,801
<b>Civil</b>	2024	43	79	17	48	25	37	33	33	25	32	24	26	187	7%	187
	2023	62	46	39	28	25	37	33	33	25	32	24	26	175	▲	410
<b>Criminal</b>	2024	411	303	609	259	-	-	-	-	-	-	-	-	1,582	33%	1,582
	2023	232	399	278	281	341	436	208	360	344	284	320	234	1,190	▲	3,717
<b>Concealed Handgun Permits</b>	2024	69	145	185	95	-	-	-	-	-	-	-	-	494	-14%	494
	2023	127	150	222	76	142	110	89	109	42	78	108	114	575	▼	1,367
<b>Miscellaneous/ Other</b>	2024	16	49	23	25	-	-	-	-	-	-	-	-	113	-30%	113
	2023	92	25	18	27	13	19	19	20	17	16	26	13	162	▼	305
<b>Others</b>	2024	-	-	-	-	-	-	-	-	-	-	-	-	0	-100%	0
	2023	-	-	-	1	-	-	-	-	-	1	-	-	1	▼	2

Dispositions by Case Category

Case Categories		Jan	Feb	Mar	Apr	May	Jun	Jul	Aug	Sep	Oct	Nov	Dec	Thru Apr	% Change	Total
<b>Capital Murder</b>	2024	-	-	-	-	-	-	-	-	-	-	-	-	0	-100%	0
	2023	-	1	-	-	-	-	-	-	-	2	1	-	1	▼	4
<b>Contested Divorce</b>	2024	4	7	2	7	-	-	-	-	-	-	-	-	20	-13%	20
	2023	10	2	3	8	3	6	5	7	2	7	3	6	23	▼	62
<b>Domestic and Family - Level 1</b>	2024	4	6	-	7	-	-	-	-	-	-	-	-	17	-55%	17
	2023	5	20	13	-	2	1	15	2	-	6	1	-	38	▼	65
<b>Domestic and Family - Level 2</b>	2024	4	1	5	1	-	-	-	-	-	-	-	-	11	-21%	11
	2023	6	1	4	3	1	8	1	4	3	-	3	2	14	▼	36
<b>Felonies and Related Matters</b>	2024	259	218	515	181	-	-	-	-	-	-	-	-	1,173	28%	1,173
	2023	159	313	226	220	263	369	128	268	264	189	249	145	918	▲	2,793
<b>General Civil - Level 1</b>	2024	-	1	-	2	-	-	-	-	-	-	-	-	3	0%	3
	2023	1	2	-	-	1	-	-	-	1	2	-	-	3	↔	7
<b>General Civil - Level 2</b>	2024	4	15	3	11	-	-	-	-	-	-	-	-	33	14%	33
	2023	14	6	4	5	1	4	1	6	3	2	5	5	29	▲	56
<b>General Civil - Level 3</b>	2024	4	13	-	4	-	-	-	-	-	-	-	-	21	40%	21
	2023	11	2	-	2	1	2	2	-	3	2	4	1	15	▲	30
<b>Miscellaneous Civil</b>	2024	78	181	193	101	-	-	-	-	-	-	-	-	553	-21%	553
	2023	205	168	235	89	150	125	95	118	56	88	125	121	697	▼	1,575
<b>Misdemeanor</b>	2024	146	81	93	75	-	-	-	-	-	-	-	-	395	50%	395
	2023	72	81	49	61	75	64	78	89	77	91	69	82	263	▲	888
<b>Other</b>	2024	9	21	15	17	-	-	-	-	-	-	-	-	62	55%	62
	2023	14	5	7	14	5	6	12	13	3	9	9	7	40	▲	104
<b>Other Criminally Related Matters</b>	2024	7	4	3	4	-	-	-	-	-	-	-	-	18	125%	18
	2023	1	4	3	-	3	3	2	3	3	2	1	7	8	▲	32
<b>Probates/Wills &amp; Trusts - Level 1</b>	2024	1	-	-	-	-	-	-	-	-	-	-	-	1	1	1
	2023	-	-	-	-	-	-	-	-	1	-	-	-	0	↔	1
<b>Probates/Wills &amp; Trusts - Level 2</b>	2024	6	7	-	4	-	-	-	-	-	-	-	-	17	113%	17
	2023	2	1	4	1	2	3	3	-	4	3	2	1	8	▲	26
<b>Uncontested Divorce</b>	2024	13	21	5	13	-	-	-	-	-	-	-	-	52	13%	52
	2023	13	14	9	10	14	11	7	11	10	7	6	10	46	▲	122

Dashboard		Monthly Dispositions Summary		Jan --- Apr Dispositions	
<p><b>Court:</b> Lee Circuit  <b>Start/End Date:</b> Jan-23 / Apr-24  <b>2023 Average Month:</b> 227  <b>Jan-Apr 2023:</b> 1,044  <b>Dispositions Trending:</b> ▼</p>	<p><b>Circuit/Court ID:</b> 30 230105  <b>Type of Case:</b> Dispositions  <b>2024 Average Month:</b> 224  <b>Jan-Apr 2024 :</b> 896  <b>Overall AVG. Month:</b> 227</p>	<p>Jan 23 - Apr 24</p>		<p>896 (2024) vs 1,044 (2023)</p>	

Dispositions by Division																
Divisions		Jan	Feb	Mar	Apr	May	Jun	Jul	Aug	Sep	Oct	Nov	Dec	Thru Apr	% Change	Total
<b>Total</b>	2024	161	212	295	228	-	-	-	-	-	-	-	-	896	-14%	896
	2023	274	198	328	244	217	224	386	188	164	191	174	140	1,044	▼	2,728
<b>Civil</b>	2024	9	16	24	18	57	20	105	30	17	17	26	8	67	-11%	67
	2023	25	18	17	15	57	20	105	30	17	17	26	8	75	▼	355
<b>Criminal</b>	2024	124	108	216	160	-	-	-	-	-	-	-	-	608	-13%	608
	2023	172	136	212	179	112	136	144	101	106	114	105	82	699	▼	1,599
<b>Concealed Handgun Permits</b>	2024	22	75	45	40	-	-	-	-	-	-	-	-	182	-15%	182
	2023	58	33	90	34	38	56	53	39	35	43	25	44	215	▼	548
<b>Miscellaneous/ Other</b>	2024	6	13	10	10	-	-	-	-	-	-	-	-	39	-28%	39
	2023	19	11	8	16	10	12	84	18	6	17	18	6	54	▼	225
<b>Others</b>	2024	-	-	-	-	-	-	-	-	-	-	-	-	0	-100%	0
	2023	-	-	1	-	-	-	-	-	-	-	-	-	1	▼	1

Dispositions by Case Category																
Case Categories		Jan	Feb	Mar	Apr	May	Jun	Jul	Aug	Sep	Oct	Nov	Dec	Thru Apr	% Change	Total
<b>Administrative Law</b>	2024	-	-	-	-	-	-	-	-	-	-	-	-	0	0	0
	2023	-	-	-	-	-	-	2	-	-	-	-	-	0	↔	2
<b>Contested Divorce</b>	2024	2	2	-	4	-	-	-	-	-	-	-	-	8	-27%	8
	2023	4	-	1	6	2	2	14	4	4	4	2	3	11	▼	46
<b>Domestic and Family - Level 1</b>	2024	-	-	12	7	-	-	-	-	-	-	-	-	19	73%	19
	2023	4	2	4	1	-	5	3	1	3	1	7	-	11	▲	31
<b>Domestic and Family - Level 2</b>	2024	3	2	1	1	-	-	-	-	-	-	-	-	7	40%	7
	2023	1	1	1	2	1	3	11	1	-	1	3	1	5	▲	26
<b>Felonies and Related Matters</b>	2024	102	93	172	135	-	-	-	-	-	-	-	-	502	-13%	502
	2023	156	101	171	146	80	92	98	76	87	87	88	68	574	▼	1,250
<b>General Civil - Level 1</b>	2024	-	-	-	-	-	-	-	-	-	-	-	-	0	0	0
	2023	-	-	-	-	-	-	7	-	-	-	-	1	0	↔	8
<b>General Civil - Level 2</b>	2024	1	2	3	1	-	-	-	-	-	-	-	-	7	-22%	7
	2023	-	3	2	4	2	1	33	5	1	3	2	1	9	▼	57
<b>General Civil - Level 3</b>	2024	-	-	1	2	-	-	-	-	-	-	-	-	3	-63%	3
	2023	2	4	1	1	-	1	21	1	3	2	5	3	8	▼	44
<b>Miscellaneous Civil</b>	2024	27	94	53	51	-	-	-	-	-	-	-	-	225	-13%	225
	2023	75	41	98	46	84	61	100	58	41	54	33	46	260	▼	737
<b>Misdemeanor</b>	2024	21	13	36	22	-	-	-	-	-	-	-	-	92	-19%	92
	2023	15	30	36	32	30	40	37	25	17	21	15	13	113	▼	311
<b>Other</b>	2024	-	1	5	-	-	-	-	-	-	-	-	-	6	-70%	6
	2023	6	6	3	5	7	9	14	8	1	4	10	2	20	▼	75
<b>Other Criminally Related Matters</b>	2024	1	2	8	3	-	-	-	-	-	-	-	-	14	17%	14
	2023	1	5	5	1	2	5	9	-	2	6	2	1	12	▲	39
<b>Probates/Wills &amp; Trusts - Level 1</b>	2024	-	-	-	-	-	-	-	-	-	-	-	-	0	0	0
	2023	-	-	-	-	-	-	1	-	-	-	-	-	0	↔	1
<b>Probates/Wills &amp; Trusts - Level 2</b>	2024	1	-	1	2	-	-	-	-	-	-	-	-	4	33%	4
	2023	1	1	1	-	-	1	7	2	2	2	3	1	3	▲	21
<b>Protective Orders</b>	2024	-	-	-	-	-	-	-	-	-	-	-	-	0	0	0
	2023	-	-	-	-	2	-	-	-	-	-	-	-	0	↔	2
<b>Uncontested Divorce</b>	2024	3	3	3	-	-	-	-	-	-	-	-	-	9	-50%	9
	2023	9	4	5	-	7	4	29	7	3	6	3	1	18	▼	78

Dashboard		Monthly Dispositions Summary		Jan --- Apr Dispositions	
<p><b>Court:</b> Scott Circuit  <b>Start/End Date:</b> Jan-23 / Apr-24  <b>2023 Average Month:</b> 303  <b>Jan-Apr 2023:</b> 1,432  <b>Dispositions Trending:</b> ▼</p>	<p><b>Circuit/Court ID:</b> 30 230169  <b>Type of Case:</b> Dispositions  <b>2024 Average Month:</b>308  <b>Jan-Apr 2024 :</b> 1,232  <b>Overall AVG. Month:</b> 304</p>	<p>Jan 23 - Apr 24</p>		<p>2024: 1,232 2023: 1,432</p>	

Dispositions by Division																
Divisions		Jan	Feb	Mar	Apr	May	Jun	Jul	Aug	Sep	Oct	Nov	Dec	Thru Apr	% Change	Total
<b>Total</b>	2024	233	443	334	222	-	-	-	-	-	-	-	-	1,232	-14%	1,232
	2023	306	325	351	450	255	244	340	355	248	312	251	196	1,432	▼	3,633
<b>Civil</b>	2024	17	22	11	18	-	-	-	-	-	-	-	-	68	-16%	68
	2023	19	24	18	20	16	19	16	46	17	10	14	5	81	▼	224
<b>Criminal</b>	2024	155	342	208	123	-	-	-	-	-	-	-	-	828	-15%	828
	2023	201	197	241	338	170	186	243	231	173	221	192	133	977	▼	2,526
<b>Concealed Handgun Permits</b>	2024	50	75	101	72	-	-	-	-	-	-	-	-	298	-7%	298
	2023	74	97	74	77	57	33	71	52	47	69	36	48	322	▼	735
<b>Miscellaneous/ Other</b>	2024	11	4	14	9	-	-	-	-	-	-	-	-	38	-27%	38
	2023	12	7	18	15	11	6	10	24	11	12	9	10	52	▼	145
<b>Others</b>	2024	-	-	-	-	-	-	-	-	-	-	-	-	0	0	0
	2023	-	-	-	-	1	-	-	2	-	-	-	-	0	↔	3

Dispositions by Case Category																
Case Categories		Jan	Feb	Mar	Apr	May	Jun	Jul	Aug	Sep	Oct	Nov	Dec	Thru Apr	% Change	Total
<b>Capital Murder</b>	2024	-	-	-	-	-	-	-	-	-	-	-	-	0	0	0
	2023	-	-	-	-	-	-	2	-	-	-	-	-	1	0	↔
<b>Contested Divorce</b>	2024	3	6	-	3	-	-	-	-	-	-	-	-	12	0%	12
	2023	4	4	2	2	2	3	3	4	-	1	1	1	12	↔	27
<b>Domestic and Family - Level 1</b>	2024	-	2	1	6	-	-	-	-	-	-	-	-	9	29%	9
	2023	-	7	-	-	-	2	1	15	-	-	1	1	7	▲	27
<b>Domestic and Family - Level 2</b>	2024	2	2	-	-	-	-	-	-	-	-	-	-	4	-20%	4
	2023	3	-	-	2	4	2	5	3	2	1	2	-	5	▼	24
<b>Felonies and Related Matters</b>	2024	127	256	185	101	-	-	-	-	-	-	-	-	669	-7%	669
	2023	141	132	167	282	132	135	175	168	116	162	157	98	722	▼	1,865
<b>General Civil - Level 1</b>	2024	-	-	-	-	-	-	-	-	-	-	-	-	0	-100%	0
	2023	1	-	-	-	-	-	-	1	-	-	-	-	1	▼	2
<b>General Civil - Level 2</b>	2024	2	2	4	2	-	-	-	-	-	-	-	-	10	-47%	10
	2023	2	4	7	6	1	1	1	10	8	4	5	2	19	▼	51
<b>General Civil - Level 3</b>	2024	1	3	3	1	-	-	-	-	-	-	-	-	8	-64%	8
	2023	2	9	8	3	4	5	3	8	6	1	2	2	22	▼	53
<b>Miscellaneous Civil</b>	2024	60	78	114	80	-	-	-	-	-	-	-	-	332	-6%	332
	2023	83	101	85	86	67	38	81	61	54	79	43	53	355	▼	831
<b>Misdemeanor</b>	2024	25	86	21	19	-	-	-	-	-	-	-	-	151	-37%	151
	2023	55	61	69	54	33	46	64	60	51	55	34	33	239	▼	615
<b>Other</b>	2024	-	-	-	-	-	-	-	-	-	-	-	-	0	0	0
	2023	-	-	-	-	1	-	-	7	-	-	-	-	0	↔	8
<b>Other Criminally Related Matters</b>	2024	3	2	2	3	-	-	-	-	-	-	-	-	10	-41%	10
	2023	6	4	5	2	5	6	3	3	6	4	1	2	17	▼	47
<b>Probates/Wills &amp; Trusts - Level 2</b>	2024	2	2	-	-	-	-	-	-	-	-	-	-	4	0%	4
	2023	3	-	1	-	-	-	1	3	1	1	2	1	4	↔	13
<b>Protective Orders</b>	2024	1	-	-	-	-	-	-	-	-	-	-	-	1	1	1
	2023	-	-	-	-	-	-	-	-	-	-	-	-	0	↔	0
<b>Uncontested Divorce</b>	2024	7	4	4	7	-	-	-	-	-	-	-	-	22	-24%	22
	2023	6	3	7	13	6	6	1	12	4	4	3	2	29	▼	67

Dashboard		Monthly Dispositions Summary		Jan --- Apr Dispositions					
<p><b>Court:</b> Wise Circuit  <b>Start/End Date:</b> Jan-23 / Apr-24  <b>2023 Average Month:</b> 318  <b>Jan-Apr 2023:</b> 1,484  <b>Dispositions Trending:</b> ⇄</p>	<p><b>Circuit/Court ID:</b> 30 230195  <b>Type of Case:</b> Dispositions  <b>2024 Average Month:</b> 362  <b>Jan-Apr 2024 :</b> 1,448  <b>Overall AVG. Month:</b> 329</p>	<p>Jan 23 - Apr 24</p>		<table border="1" style="margin: auto;"> <tr> <td style="text-align: center; width: 50px;">1,448</td> <td style="text-align: center; width: 50px;">1,484</td> </tr> <tr> <td style="text-align: center;">2024</td> <td style="text-align: center;">2023</td> </tr> </table>		1,448	1,484	2024	2023
1,448	1,484								
2024	2023								

Dispositions by Division																
Divisions		Jan	Feb	Mar	Apr	May	Jun	Jul	Aug	Sep	Oct	Nov	Dec	Thru Apr	% Change	Total
<b>Total</b>	2024	324	394	427	303	-	-	-	-	-	-	-	-	1,448	-2%	1,448
	2023	428	319	398	339	285	338	230	389	315	333	241	204	1,484	▼	3,819
<b>Civil</b>	2024	23	21	32	27	-	-	-	-	-	-	-	-	103	-25%	103
	2023	34	34	36	33	49	20	31	41	54	33	30	15	137	▼	410
<b>Criminal</b>	2024	199	266	267	150	-	-	-	-	-	-	-	-	882	9%	882
	2023	259	163	191	193	129	172	137	205	142	195	125	144	806	▲	2,055
<b>Concealed Handgun Permits</b>	2024	74	85	107	93	-	-	-	-	-	-	-	-	359	-20%	359
	2023	120	98	143	89	85	120	46	103	74	76	54	37	450	▼	1,045
<b>Miscellaneous/ Other</b>	2024	28	22	21	33	-	-	-	-	-	-	-	-	104	16%	104
	2023	14	24	28	24	22	26	16	40	45	29	32	8	90	▲	308
<b>Others</b>	2024	-	-	-	-	-	-	-	-	-	-	-	-	0	-100%	0
	2023	1	-	-	-	-	-	-	-	-	-	-	-	1	▼	1

Dispositions by Case Category																
Case Categories		Jan	Feb	Mar	Apr	May	Jun	Jul	Aug	Sep	Oct	Nov	Dec	Thru Apr	% Change	Total
<b>Administrative Law</b>	2024	-	-	-	-	-	-	-	-	-	-	-	-	0	0%	0
	2023	-	-	-	-	-	-	-	-	-	2	-	-	0	↔	2
<b>Capital Murder</b>	2024	1	1	-	-	-	-	-	-	-	-	-	-	2	0%	2
	2023	2	-	-	-	-	-	1	1	-	-	-	-	2	↔	4
<b>Contested Divorce</b>	2024	1	6	6	4	-	-	-	-	-	-	-	-	17	-23%	17
	2023	7	3	9	3	12	2	6	6	3	3	5	1	22	▼	60
<b>Domestic and Family - Level 1</b>	2024	7	1	2	5	-	-	-	-	-	-	-	-	15	-46%	15
	2023	2	12	3	11	4	10	4	10	6	4	2	1	28	▼	69
<b>Domestic and Family - Level 2</b>	2024	3	3	5	4	-	-	-	-	-	-	-	-	15	50%	15
	2023	1	2	3	4	7	2	3	8	5	4	3	3	10	▲	45
<b>Felonies and Related Matters</b>	2024	146	190	215	102	-	-	-	-	-	-	-	-	653	6%	653
	2023	209	108	154	144	91	133	105	134	105	145	90	109	615	▲	1,527
<b>General Civil - Level 1</b>	2024	1	-	1	1	-	-	-	-	-	-	-	-	3	-50%	3
	2023	-	1	5	-	1	1	-	1	3	2	-	1	6	▼	15
<b>General Civil - Level 2</b>	2024	4	2	5	6	-	-	-	-	-	-	-	-	17	-11%	17
	2023	5	4	9	1	8	3	3	8	20	11	7	1	19	▼	80
<b>General Civil - Level 3</b>	2024	5	2	3	7	-	-	-	-	-	-	-	-	17	-26%	17
	2023	3	10	5	5	7	6	5	10	9	4	4	1	23	▼	69
<b>Miscellaneous Civil</b>	2024	90	105	123	115	-	-	-	-	-	-	-	-	433	-15%	433
	2023	131	114	156	107	100	137	58	124	100	94	76	44	508	▼	1,241
<b>Misdemeanor</b>	2024	53	69	50	45	-	-	-	-	-	-	-	-	217	25%	217
	2023	43	51	35	44	33	35	28	62	32	48	33	29	173	▲	473
<b>Other</b>	2024	2	1	-	4	-	-	-	-	-	-	-	-	7	75%	7
	2023	1	-	-	3	1	-	-	3	1	3	-	-	4	▲	12
<b>Other Criminally Related Matters</b>	2024	-	6	2	3	-	-	-	-	-	-	-	-	11	-39%	11
	2023	6	4	3	5	5	4	4	8	5	2	2	6	18	▼	54
<b>Probates/Wills &amp; Trusts - Level 1</b>	2024	-	1	1	-	-	-	-	-	-	-	-	-	2	2%	2
	2023	-	-	-	-	-	-	-	1	-	-	-	-	0	↔	1
<b>Probates/Wills &amp; Trusts - Level 2</b>	2024	3	-	3	-	-	-	-	-	-	-	-	-	6	-57%	6
	2023	6	2	3	3	3	1	-	2	6	1	3	-	14	▼	30
<b>Uncontested Divorce</b>	2024	8	7	11	7	-	-	-	-	-	-	-	-	33	-21%	33
	2023	12	8	13	9	13	4	13	11	20	10	16	8	42	▼	137

Dashboard		Monthly Dispositions Summary		Jan --- Apr Dispositions	
<b>Court:</b> Prince William Circuit	<b>Circuit/Court ID:</b> 31 231153			<b>2024</b> 5,986	<b>2023</b> 6,670
<b>Start/End Date:</b> Jan-23 / Apr-24	<b>Type of Case:</b> Dispositions				
<b>2023 Average Month:</b> 1,439	<b>2024 Average Month:</b> 1,497				
<b>Jan-Apr 2023:</b> 6,670	<b>Jan-Apr 2024 :</b> 5,986				
<b>Dispositions Trending:</b> ▼	<b>Overall AVG. Month:</b> 1,453				

Dispositions by Division																
Divisions		Jan	Feb	Mar	Apr	May	Jun	Jul	Aug	Sep	Oct	Nov	Dec	Thru Apr	% Change	Total
<b>Total</b>	2024	1,583	1,310	1,670	1,423	-	-	-	-	-	-	-	-	5,986	-10%	5,986
	2023	1,990	1,722	1,547	1,411	1,303	1,456	1,155	1,422	1,339	1,501	1,167	1,250	6,670	▼	17,263
<b>Civil</b>	2024	265	202	357	382	-	-	-	-	-	-	-	-	1,206	56%	1,206
	2023	197	171	242	165	223	198	206	197	232	241	136	259	775	▲	2,467
<b>Criminal</b>	2024	456	328	432	348	-	-	-	-	-	-	-	-	1,564	21%	1,564
	2023	247	360	348	338	272	388	344	331	388	319	267	301	1,293	▲	3,903
<b>Concealed Handgun Permits</b>	2024	552	500	564	388	-	-	-	-	-	-	-	-	2,004	-21%	2,004
	2023	634	655	637	620	491	588	329	587	400	611	533	416	2,546	▼	6,501
<b>Miscellaneous/ Other</b>	2024	308	274	313	304	-	-	-	-	-	-	-	-	1,199	-41%	1,199
	2023	911	532	317	281	310	281	274	300	318	323	228	270	2,041	▼	4,345
<b>Others</b>	2024	2	6	4	1	-	-	-	-	-	-	-	-	13	-13%	13
	2023	1	4	3	7	7	1	2	7	1	7	3	4	15	▼	47

Dispositions by Case Category																
Case Categories		Jan	Feb	Mar	Apr	May	Jun	Jul	Aug	Sep	Oct	Nov	Dec	Thru Apr	% Change	Total
<b>Administrative Law</b>	2024	1	1	3	1	-	-	-	-	-	-	-	-	6	100%	6
	2023	1	1	1	-	-	1	1	1	1	1	1	2	3	▲	11
<b>Capital Murder</b>	2024	2	2	1	-	-	-	-	-	-	-	-	-	5	5	5
	2023	-	-	-	-	-	-	-	-	-	3	-	-	0	↔	3
<b>Contested Divorce</b>	2024	40	30	45	39	-	-	-	-	-	-	-	-	154	45%	154
	2023	26	29	26	25	21	32	24	26	31	22	16	42	106	▲	320
<b>Domestic and Family - Level 1</b>	2024	22	11	24	22	-	-	-	-	-	-	-	-	79	5%	79
	2023	20	20	26	9	19	10	29	15	9	24	15	9	75	▲	205
<b>Domestic and Family - Level 2</b>	2024	36	30	92	138	-	-	-	-	-	-	-	-	296	588%	296
	2023	12	11	15	5	4	13	9	5	36	43	8	63	43	▲	224
<b>Felonies and Related Matters</b>	2024	264	111	222	134	-	-	-	-	-	-	-	-	731	22%	731
	2023	119	192	137	149	119	211	139	143	148	166	119	129	597	▲	1,771
<b>General Civil - Level 1</b>	2024	4	3	3	4	-	-	-	-	-	-	-	-	14	133%	14
	2023	3	-	2	1	2	5	2	2	1	2	2	2	6	▲	24
<b>General Civil - Level 2</b>	2024	87	42	74	74	-	-	-	-	-	-	-	-	277	46%	277
	2023	55	43	51	41	105	45	41	72	52	46	34	50	190	▲	635
<b>General Civil - Level 3</b>	2024	21	22	22	27	-	-	-	-	-	-	-	-	92	19%	92
	2023	26	10	28	13	11	22	16	15	24	26	17	18	77	▲	226
<b>Miscellaneous Civil</b>	2024	735	664	757	577	-	-	-	-	-	-	-	-	2,733	-16%	2,733
	2023	813	808	843	782	688	756	505	772	610	812	676	597	3,246	▼	8,662
<b>Misdemeanor</b>	2024	116	77	102	81	-	-	-	-	-	-	-	-	376	-2%	376
	2023	70	95	100	119	66	90	66	87	106	79	61	70	384	▼	1,009
<b>Other</b>	2024	103	101	104	93	-	-	-	-	-	-	-	-	401	-69%	401
	2023	721	371	97	115	103	97	93	94	96	115	74	78	1,304	▼	2,054
<b>Other Criminally Related Matters</b>	2024	77	139	111	139	-	-	-	-	-	-	-	-	466	47%	466
	2023	61	73	114	70	92	90	146	107	141	76	87	104	318	▲	1,161
<b>Probates/Wills &amp; Trusts - Level 1</b>	2024	1	-	5	1	-	-	-	-	-	-	-	-	7	7	7
	2023	-	-	-	-	2	2	1	3	1	3	-	-	0	↔	12
<b>Probates/Wills &amp; Trusts - Level 2</b>	2024	3	14	14	10	-	-	-	-	-	-	-	-	41	-5%	41
	2023	7	9	14	13	10	15	15	13	8	10	1	13	43	▼	128
<b>Uncontested Divorce</b>	2024	71	63	91	83	-	-	-	-	-	-	-	-	308	11%	308
	2023	56	60	93	69	61	67	68	67	75	73	56	73	278	▲	818