

PLN-CCMS-10.11 CASELOAD STATISTICS OF THE CIRCUIT COURTS

Virginia

January 2023 -- February 2024 Dispositions


Alexandria and Fairfax Circuit are not Included in State Totals

Dashboard

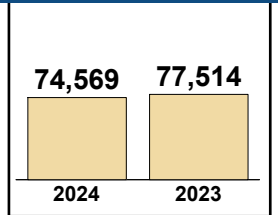
Court: Virginia Circuit
Start/End Date: Jan-23 / Feb-24
2023 Average Month: 36,508
Jan-Feb 2023: 77,514
Dispositions Trending: ▼

Circuit/Court ID: 0 200999
Type of Case: Dispositions
2024 Average Month: 37,285
Jan-Feb 2024 : 74,569
Overall AVG. Month: 36,619

Monthly Dispositions Summary



Jan --- Feb Dispositions



Dispositions by Division

Divisions		Jan	Feb	Mar	Apr	May	Jun	Jul	Aug	Sep	Oct	Nov	Dec	Thru Feb	% Change	Total
Total	2024	37,175	37,394	-	-	-	-	-	-	-	-	-	-	74,569	-4%	74,569
	2023	40,148	37,366	44,179	36,180	36,786	38,054	32,760	38,159	32,861	35,783	32,471	33,347	77,514	▼	438,094
Civil	2024	5,003	5,301	-	-	-	-	-	-	-	-	-	-	10,304	3%	10,304
	2023	5,112	4,920	5,681	4,956	5,580	5,280	5,090	5,366	4,765	5,048	4,880	4,561	10,032	▲	61,239
Criminal	2024	14,041	14,863	-	-	-	-	-	-	-	-	-	-	28,904	5%	28,904
	2023	14,315	13,241	15,888	13,247	13,467	15,277	12,583	15,587	13,953	14,697	12,860	12,503	27,556	▲	167,618
Concealed Handgun Permits	2024	10,160	10,240	-	-	-	-	-	-	-	-	-	-	20,400	-16%	20,400
	2023	12,416	11,947	14,145	10,842	9,989	9,422	7,803	8,941	7,808	8,783	8,956	7,895	24,363	▼	118,947
Miscellaneous/ Other	2024	7,884	6,921	-	-	-	-	-	-	-	-	-	-	14,805	-4%	14,805
	2023	8,267	7,216	8,419	7,092	7,706	8,032	7,264	8,190	6,301	7,216	5,726	8,339	15,483	▼	89,768
Others	2024	87	69	-	-	-	-	-	-	-	-	-	-	156	95%	156
	2023	38	42	46	43	44	43	20	75	34	39	49	49	80	▲	522

Dispositions by Case Category

Case Categories		Jan	Feb	Mar	Apr	May	Jun	Jul	Aug	Sep	Oct	Nov	Dec	Thru Feb	% Change	Total
Administrative Law	2024	31	39	-	-	-	-	-	-	-	-	-	-	70	15%	70
	2023	27	34	25	34	25	36	32	27	27	44	28	20	61	▲	359
Capital Murder	2024	14	21	-	-	-	-	-	-	-	-	-	-	35	35%	35
	2023	20	6	13	6	8	11	14	8	10	12	9	6	26	▲	123
Contested Divorce	2024	571	557	-	-	-	-	-	-	-	-	-	-	1,128	-5%	1,128
	2023	594	589	673	659	736	629	633	653	556	563	572	610	1,183	▼	7,467
Domestic and Family - Level 1	2024	566	522	-	-	-	-	-	-	-	-	-	-	1,088	-24%	1,088
	2023	695	741	715	565	603	714	579	741	599	696	592	553	1,436	▼	7,793
Domestic and Family - Level 2	2024	330	356	-	-	-	-	-	-	-	-	-	-	686	18%	686
	2023	331	248	330	254	281	314	256	334	285	324	390	311	579	▲	3,658
Felonies and Related Matters	2024	9,446	9,961	-	-	-	-	-	-	-	-	-	-	19,407	4%	19,407
	2023	9,615	8,997	10,662	9,102	9,008	10,394	8,390	10,374	9,233	9,923	8,537	8,209	18,612	▲	112,444
General Civil	2024	5	4	-	-	-	-	-	-	-	-	-	-	9	-74%	9
	2023	27	8	-	-	8	4	3	15	12	4	7	4	35	▼	92
General Civil - Level 1	2024	61	359	-	-	-	-	-	-	-	-	-	-	420	159%	420
	2023	88	74	67	75	87	81	111	98	69	62	71	77	162	▲	960
General Civil - Level 2	2024	1,246	1,120	-	-	-	-	-	-	-	-	-	-	2,366	7%	2,366
	2023	1,158	1,055	1,259	1,029	1,217	1,110	976	1,097	1,050	1,107	1,068	969	2,213	▲	13,095
General Civil - Level 3	2024	898	917	-	-	-	-	-	-	-	-	-	-	1,815	2%	1,815
	2023	915	858	1,023	869	997	892	999	972	789	952	861	692	1,773	▲	10,819
Miscellaneous Civil	2024	14,143	13,923	-	-	-	-	-	-	-	-	-	-	28,066	-12%	28,066
	2023	16,473	15,542	18,576	14,736	14,016	14,160	11,981	13,198	11,060	12,507	11,778	10,982	32,015	▼	165,009
Misdemeanor	2024	3,581	3,766	-	-	-	-	-	-	-	-	-	-	7,347	5%	7,347
	2023	3,679	3,319	4,061	3,130	3,330	3,602	3,080	4,003	3,588	3,651	3,280	3,272	6,998	▲	41,995
Other	2024	3,652	3,120	-	-	-	-	-	-	-	-	-	-	6,772	-6%	6,772
	2023	3,856	3,382	3,624	2,920	3,427	3,030	2,805	3,599	2,820	3,107	2,693	5,079	7,238	▼	40,342
Other Criminally Related Matters	2024	1,086	1,200	-	-	-	-	-	-	-	-	-	-	2,286	10%	2,286
	2023	1,088	995	1,243	1,094	1,190	1,361	1,173	1,312	1,197	1,203	1,109	1,064	2,083	▲	14,029
Probates/Wills & Trusts - Level 1	2024	20	31	-	-	-	-	-	-	-	-	-	-	51	16%	51
	2023	17	27	18	13	27	23	27	32	35	24	17	24	44	▲	284
Probates/Wills & Trusts - Level 2	2024	203	205	-	-	-	-	-	-	-	-	-	-	408	-4%	408
	2023	210	217	241	232	242	256	214	243	180	236	153	198	427	▼	2,622
Protective Orders	2024	22	23	-	-	-	-	-	-	-	-	-	-	45	96%	45
	2023	8	15	19	16	18	32	20	20	20	20	17	28	23	▲	233
Uncontested Divorce	2024	1,300	1,270	-	-	-	-	-	-	-	-	-	-	2,570	-1%	2,570
	2023	1,347	1,259	1,630	1,446	1,566	1,405	1,467	1,433	1,331	1,348	1,289	1,249	2,606	▼	16,770

This report reflects data in the case management system. Numbers will update accordingly as reports are refreshed and posted.

PLN-CCMS-10.11 CASELOAD STATISTICS OF THE CIRCUIT COURTS

Chesapeake

January 2023 -- February 2024 Dispositions


Alexandria and Fairfax Circuit are not Included in State Totals

Dashboard

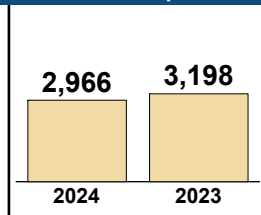
Court: Chesapeake Circuit
Start/End Date: Jan-23 / Feb-24
2023 Average Month: 1,581
Jan-Feb 2023: 3,198
Dispositions Trending: ▼

Circuit/Court ID: 1 201550
Type of Case: Dispositions
2024 Average Month: 1,483
Jan-Feb 2024 : 2,966
Overall AVG. Month: 1,567

Monthly Dispositions Summary



Jan --- Feb Dispositions



Dispositions by Division

Divisions		Jan	Feb	Mar	Apr	May	Jun	Jul	Aug	Sep	Oct	Nov	Dec	Thru Feb	% Change	Total
Total	2024	1,604	1,362	-	-	-	-	-	-	-	-	-	-	2,966	-7%	2,966
	2023	1,522	1,676	1,861	1,480	1,470	1,739	1,399	1,747	1,539	1,642	1,277	1,614	3,198	▼	18,966
Civil	2024	188	181	-	-	-	-	-	-	-	-	-	-	369	-18%	369
	2023	214	237	255	226	290	256	228	243	243	247	207	205	451	▼	2,851
Criminal	2024	483	635	-	-	-	-	-	-	-	-	-	-	1,118	2%	1,118
	2023	574	518	696	539	497	725	528	629	610	707	485	475	1,092	▲	6,983
Concealed Handgun Permits	2024	516	217	-	-	-	-	-	-	-	-	-	-	733	-22%	733
	2023	365	572	486	379	265	355	190	353	312	232	279	232	937	▼	4,020
Miscellaneous/ Other	2024	416	329	-	-	-	-	-	-	-	-	-	-	745	4%	745
	2023	369	347	424	336	417	402	453	521	374	455	305	700	716	▲	5,103
Others	2024	1	-	-	-	-	-	-	-	-	-	-	-	1	-50%	1
	2023	-	2	-	-	1	1	-	1	-	1	1	2	2	▼	9

Dispositions by Case Category

Case Categories		Jan	Feb	Mar	Apr	May	Jun	Jul	Aug	Sep	Oct	Nov	Dec	Thru Feb	% Change	Total
Administrative Law	2024	1	1	-	-	-	-	-	-	-	-	-	-	2	-33%	2
	2023	1	2	1	-	3	2	1	1	2	4	-	1	3	▼	18
Capital Murder	2024	1	-	-	-	-	-	-	-	-	-	-	-	1	0%	1
	2023	1	-	-	-	-	-	1	-	-	-	1	-	1	↔	3
Contested Divorce	2024	16	34	-	-	-	-	-	-	-	-	-	-	50	-28%	50
	2023	33	36	41	46	45	55	37	41	37	38	37	42	69	▼	488
Domestic and Family - Level 1	2024	26	25	-	-	-	-	-	-	-	-	-	-	51	-31%	51
	2023	31	43	28	41	40	34	33	39	63	26	29	31	74	▼	438
Domestic and Family - Level 2	2024	6	5	-	-	-	-	-	-	-	-	-	-	11	-27%	11
	2023	8	7	14	5	11	11	11	13	6	8	13	10	15	▼	117
Felonies and Related Matters	2024	319	475	-	-	-	-	-	-	-	-	-	-	794	7%	794
	2023	384	360	454	355	336	523	362	435	410	536	344	322	744	▲	4,821
General Civil - Level 1	2024	4	4	-	-	-	-	-	-	-	-	-	-	8	300%	8
	2023	-	2	2	1	7	1	2	1	3	4	2	-	2	▲	25
General Civil - Level 2	2024	44	23	-	-	-	-	-	-	-	-	-	-	67	16%	67
	2023	34	24	47	36	52	30	47	35	43	74	44	31	58	▲	497
General Civil - Level 3	2024	25	4	-	-	-	-	-	-	-	-	-	-	29	-6%	29
	2023	12	19	26	11	28	17	24	15	10	44	18	10	31	▼	234
Miscellaneous Civil	2024	619	300	-	-	-	-	-	-	-	-	-	-	919	-24%	919
	2023	494	722	625	513	379	527	353	509	409	318	388	357	1,216	▼	5,594
Misdemeanor	2024	128	124	-	-	-	-	-	-	-	-	-	-	252	-8%	252
	2023	152	123	196	161	128	166	138	150	172	146	108	122	275	▼	1,762
Other	2024	292	241	-	-	-	-	-	-	-	-	-	-	533	25%	533
	2023	232	196	253	186	298	219	257	356	268	314	180	574	428	▲	3,333
Other Criminally Related Matters	2024	35	36	-	-	-	-	-	-	-	-	-	-	71	-5%	71
	2023	37	38	55	24	35	36	34	44	29	26	33	33	75	▼	424
Probates/Wills & Trusts - Level 1	2024	1	3	-	-	-	-	-	-	-	-	-	-	4	0%	4
	2023	-	4	2	2	-	-	1	3	3	1	2	2	4	↔	20
Probates/Wills & Trusts - Level 2	2024	11	11	-	-	-	-	-	-	-	-	-	-	22	57%	22
	2023	6	8	8	8	12	7	9	6	9	11	6	5	14	▲	95
Uncontested Divorce	2024	76	76	-	-	-	-	-	-	-	-	-	-	152	-20%	152
	2023	97	92	109	91	96	111	89	99	75	92	72	74	189	▼	1,097

This report reflects data in the case management system. Numbers will update accordingly as reports are refreshed and posted.

PLN-CCMS-10.11 CASELOAD STATISTICS OF THE CIRCUIT COURTS

Accomack

January 2023 -- February 2024 Dispositions

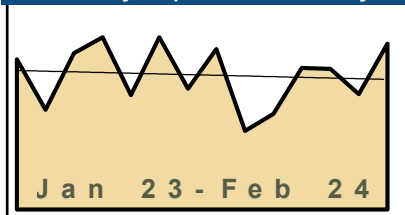
Alexandria and Fairfax Circuit are not Included in State Totals

Dashboard

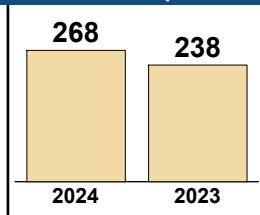
Court: Accomack Circuit
Start/End Date: Jan-23 / Feb-24
2023 Average Month: 127
Jan-Feb 2023: 238
Dispositions Trending: ▲

Circuit/Court ID: 2 202001
Type of Case: Dispositions
2024 Average Month: 134
Jan-Feb 2024 : 268
Overall AVG. Month: 128

Monthly Dispositions Summary



Jan --- Feb Dispositions



Dispositions by Division

Divisions		Jan	Feb	Mar	Apr	May	Jun	Jul	Aug	Sep	Oct	Nov	Dec	Thru Feb	% Change	Total
Total	2024	110	158	-	-	-	-	-	-	-	-	-	-	268	13%	268
	2023	143	95	149	164	109	164	115	153	75	91	135	134	238	▲	1,527
Civil	2024	8	10	-	-	-	-	-	-	-	-	-	-	18	-18%	18
	2023	7	15	10	21	14	5	7	14	5	12	16	12	22	▼	138
Criminal	2024	60	111	-	-	-	-	-	-	-	-	-	-	171	128%	171
	2023	31	44	45	57	24	102	59	80	42	44	43	53	75	▲	624
Concealed Handgun Permits	2024	28	26	-	-	-	-	-	-	-	-	-	-	54	-58%	54
	2023	97	32	80	78	59	45	30	45	20	26	67	59	129	▼	638
Miscellaneous/ Other	2024	14	11	-	-	-	-	-	-	-	-	-	-	25	108%	25
	2023	8	4	14	8	12	12	19	14	8	9	9	10	12	▲	127

Dispositions by Case Category

Case Categories		Jan	Feb	Mar	Apr	May	Jun	Jul	Aug	Sep	Oct	Nov	Dec	Thru Feb	% Change	Total
Administrative Law	2024	-	1	-	-	-	-	-	-	-	-	-	-	1	1	1
	2023	-	-	-	-	-	-	1	-	-	-	-	-	0	↔	1
Capital Murder	2024	2	-	-	-	-	-	-	-	-	-	-	-	2	2	2
	2023	-	-	-	-	-	-	1	-	-	-	-	-	0	↔	1
Contested Divorce	2024	-	1	-	-	-	-	-	-	-	-	-	-	1	-67%	1
	2023	-	3	2	3	3	2	-	3	1	2	4	2	3	▼	25
Domestic and Family - Level 1	2024	-	-	-	-	-	-	-	-	-	-	-	-	0	-100%	0
	2023	-	2	2	-	-	-	-	1	-	1	-	-	2	▼	7
Domestic and Family - Level 2	2024	-	-	-	-	-	-	-	-	-	-	-	-	0	0	0
	2023	-	-	-	-	1	1	-	-	2	-	2	-	0	↔	6
Felonies and Related Matters	2024	42	31	-	-	-	-	-	-	-	-	-	-	73	52%	73
	2023	22	26	31	34	22	69	36	60	26	22	35	32	48	▲	415
General Civil - Level 1	2024	1	-	-	-	-	-	-	-	-	-	-	-	1	1	1
	2023	-	-	-	-	-	-	-	-	-	1	-	-	0	↔	1
General Civil - Level 2	2024	2	-	-	-	-	-	-	-	-	-	-	-	2	-33%	2
	2023	1	2	2	-	2	1	1	4	-	2	2	-	3	▼	17
General Civil - Level 3	2024	9	5	-	-	-	-	-	-	-	-	-	-	14	75%	14
	2023	5	3	5	11	6	2	6	7	4	2	5	5	8	▲	61
Miscellaneous Civil	2024	36	36	-	-	-	-	-	-	-	-	-	-	72	-48%	72
	2023	103	35	91	84	68	53	46	52	25	32	72	66	138	▼	727
Misdemeanor	2024	15	70	-	-	-	-	-	-	-	-	-	-	85	325%	85
	2023	8	12	14	22	3	28	13	14	14	17	9	15	20	▲	169
Other	2024	-	-	-	-	-	-	-	-	-	-	-	-	0	0	0
	2023	-	-	-	-	-	-	-	1	-	-	-	-	0	↔	2
Other Criminally Related Matters	2024	1	10	-	-	-	-	-	-	-	-	-	-	11	38%	11
	2023	2	6	-	1	-	6	9	6	2	5	-	6	8	▲	43
Probates/Wills & Trusts - Level 2	2024	-	-	-	-	-	-	-	-	-	-	-	-	0	-100%	0
	2023	1	-	-	-	-	-	-	1	-	1	-	-	1	▼	3
Protective Orders	2024	-	-	-	-	-	-	-	-	-	-	-	-	0	0	0
	2023	-	-	-	1	-	-	-	-	-	-	-	-	0	↔	1
Uncontested Divorce	2024	2	4	-	-	-	-	-	-	-	-	-	-	6	-14%	6
	2023	1	6	2	8	4	2	2	4	1	6	6	6	7	▼	48

This report reflects data in the case management system. Numbers will update accordingly as reports are refreshed and posted.

PLN-CCMS-10.11 CASELOAD STATISTICS OF THE CIRCUIT COURTS

Northampton

January 2023 -- February 2024 Dispositions


Alexandria and Fairfax Circuit are not Included in State Totals

Dashboard

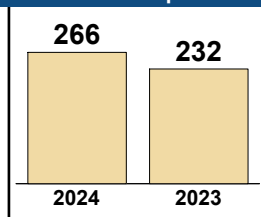
Court: Northampton Circuit
Start/End Date: Jan-23 / Feb-24
2023 Average Month: 115
Jan-Feb 2023: 232
Dispositions Trending: ▲

Circuit/Court ID: 2 202131
Type of Case: Dispositions
2024 Average Month: 133
Jan-Feb 2024 : 266
Overall AVG. Month: 118

Monthly Dispositions Summary



Jan --- Feb Dispositions



Dispositions by Division

Divisions		Jan	Feb	Mar	Apr	May	Jun	Jul	Aug	Sep	Oct	Nov	Dec	Thru Feb	% Change	Total
Total	2024	106	160	-	-	-	-	-	-	-	-	-	-	266	15%	266
	2023	151	81	104	67	168	84	137	79	137	128	170	77	232	▲	1,383
Civil	2024	5	23	-	-	-	-	-	-	-	-	-	-	28	115%	28
	2023	3	10	2	6	4	5	1	2	22	5	8	8	13	▲	76
Criminal	2024	75	98	-	-	-	-	-	-	-	-	-	-	173	5%	173
	2023	116	49	84	40	142	66	122	49	92	101	132	51	165	▲	1,044
Concealed Handgun Permits	2024	14	21	-	-	-	-	-	-	-	-	-	-	35	-20%	35
	2023	29	15	14	17	18	11	10	24	15	15	28	16	44	▼	212
Miscellaneous/ Other	2024	12	17	-	-	-	-	-	-	-	-	-	-	29	190%	29
	2023	3	7	4	4	4	2	4	4	8	7	2	2	10	▲	51
Others	2024	-	1	-	-	-	-	-	-	-	-	-	-	1	1	1
	2023	-	-	-	-	-	-	-	-	-	-	-	-	0	↔	0

Dispositions by Case Category

Case Categories		Jan	Feb	Mar	Apr	May	Jun	Jul	Aug	Sep	Oct	Nov	Dec	Thru Feb	% Change	Total
Administrative Law	2024	-	-	-	-	-	-	-	-	-	-	-	-	0	-100%	0
	2023	-	2	-	1	-	-	-	-	-	-	-	-	2	▼	3
Capital Murder	2024	-	-	-	-	-	-	-	-	-	-	-	-	0	0	0
	2023	-	-	-	-	1	-	-	-	-	-	1	-	0	↔	2
Contested Divorce	2024	1	1	-	-	-	-	-	-	-	-	-	-	2	0%	2
	2023	-	2	-	1	1	1	-	-	1	-	-	2	2	↔	8
Domestic and Family - Level 1	2024	-	-	-	-	-	-	-	-	-	-	-	-	0	-100%	0
	2023	-	1	-	-	-	1	-	-	-	1	-	-	1	▼	3
Domestic and Family - Level 2	2024	-	3	-	-	-	-	-	-	-	-	-	-	3	200%	3
	2023	-	1	-	-	-	-	-	-	-	-	-	-	1	▲	1
Felonies and Related Matters	2024	29	55	-	-	-	-	-	-	-	-	-	-	84	79%	84
	2023	22	25	32	30	66	34	66	21	23	60	68	18	47	▲	465
General Civil - Level 2	2024	2	9	-	-	-	-	-	-	-	-	-	-	11	450%	11
	2023	-	2	1	2	-	3	-	1	19	3	7	2	2	▲	40
General Civil - Level 3	2024	2	12	-	-	-	-	-	-	-	-	-	-	14	14	14
	2023	-	-	-	1	1	-	1	1	2	2	1	2	0	↔	11
Miscellaneous Civil	2024	20	26	-	-	-	-	-	-	-	-	-	-	46	-13%	46
	2023	32	21	18	19	21	13	13	28	20	21	30	18	53	▼	254
Misdemeanor	2024	33	41	-	-	-	-	-	-	-	-	-	-	74	-29%	74
	2023	82	22	44	10	56	28	44	27	48	36	53	28	104	▼	478
Other	2024	5	7	-	-	-	-	-	-	-	-	-	-	12	12	12
	2023	-	-	-	-	-	-	-	-	-	-	-	-	0	↔	0
Other Criminally Related Matters	2024	13	2	-	-	-	-	-	-	-	-	-	-	15	0%	15
	2023	13	2	8	1	20	4	12	1	21	5	10	5	15	↔	102
Probates/Wills & Trusts - Level 1	2024	-	2	-	-	-	-	-	-	-	-	-	-	2	2	2
	2023	-	-	-	-	-	-	-	-	-	-	-	-	0	↔	0
Probates/Wills & Trusts - Level 2	2024	-	2	-	-	-	-	-	-	-	-	-	-	2	2	2
	2023	-	-	-	-	-	-	-	-	-	-	-	1	0	↔	1
Uncontested Divorce	2024	1	-	-	-	-	-	-	-	-	-	-	-	1	-80%	1
	2023	2	3	1	2	2	-	1	-	3	-	-	1	5	▼	15

This report reflects data in the case management system. Numbers will update accordingly as reports are refreshed and posted.

PLN-CCMS-10.11 CASELOAD STATISTICS OF THE CIRCUIT COURTS

Virginia Beach

January 2023 -- February 2024 Dispositions

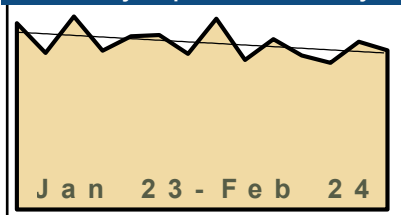
Alexandria and Fairfax Circuit are not Included in State Totals

Dashboard

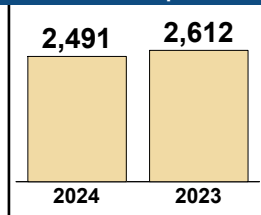
Court: Virginia Beach Circuit
Start/End Date: Jan-23 / Feb-24
2023 Average Month: 1,276
Jan-Feb 2023: 2,612
Dispositions Trending: ▼

Circuit/Court ID: 2 202810
Type of Case: Dispositions
2024 Average Month: 1,246
Jan-Feb 2024 : 2,491
Overall AVG. Month: 1,272

Monthly Dispositions Summary



Jan --- Feb Dispositions



Dispositions by Division

Divisions		Jan	Feb	Mar	Apr	May	Jun	Jul	Aug	Sep	Oct	Nov	Dec	Thru Feb	% Change	Total
Total	2024	1,278	1,213	-	-	-	-	-	-	-	-	-	-	2,491	-5%	2,491
	2023	1,419	1,193	1,471	1,211	1,320	1,330	1,186	1,455	1,141	1,298	1,173	1,119	2,612	▼	15,316
Civil	2024	277	291	-	-	-	-	-	-	-	-	-	-	568	-15%	568
	2023	360	307	345	315	314	309	284	378	302	321	294	289	667	▼	3,818
Criminal	2024	651	628	-	-	-	-	-	-	-	-	-	-	1,279	11%	1,279
	2023	613	540	701	541	621	582	499	700	533	623	583	485	1,153	▲	7,021
Concealed Handgun Permits	2024	-	-	-	-	-	-	-	-	-	-	-	-	0	0	0
	2023	-	-	2	-	-	-	-	-	-	-	-	-	0	↔	2
Miscellaneous/ Other	2024	350	293	-	-	-	-	-	-	-	-	-	-	643	-19%	643
	2023	446	346	423	355	385	438	402	377	305	352	296	344	792	▼	4,469
Others	2024	-	1	-	-	-	-	-	-	-	-	-	-	1	1	1
	2023	-	-	-	-	-	1	1	-	1	2	-	1	0	↔	6

Dispositions by Case Category

Case Categories		Jan	Feb	Mar	Apr	May	Jun	Jul	Aug	Sep	Oct	Nov	Dec	Thru Feb	% Change	Total
Administrative Law	2024	1	2	-	-	-	-	-	-	-	-	-	-	3	-25%	3
	2023	3	1	-	-	1	-	-	1	-	2	-	-	4	▼	8
Capital Murder	2024	-	2	-	-	-	-	-	-	-	-	-	-	2	100%	2
	2023	1	-	-	-	3	-	-	-	-	-	-	-	1	▲	4
Contested Divorce	2024	26	19	-	-	-	-	-	-	-	-	-	-	45	-15%	45
	2023	33	20	26	31	36	27	21	27	28	26	18	20	53	▼	313
Domestic and Family - Level 1	2024	29	35	-	-	-	-	-	-	-	-	-	-	64	-20%	64
	2023	39	41	37	34	35	26	24	47	45	31	34	32	80	▼	425
Domestic and Family - Level 2	2024	21	15	-	-	-	-	-	-	-	-	-	-	36	-10%	36
	2023	25	15	21	16	11	15	17	17	13	22	17	17	40	▼	206
Felonies and Related Matters	2024	401	396	-	-	-	-	-	-	-	-	-	-	797	9%	797
	2023	392	338	400	337	379	343	307	395	285	379	348	284	730	▲	4,187
General Civil - Level 1	2024	-	5	-	-	-	-	-	-	-	-	-	-	5	67%	5
	2023	1	2	5	4	6	4	4	6	6	-	4	9	3	▲	51
General Civil - Level 2	2024	59	66	-	-	-	-	-	-	-	-	-	-	125	-24%	125
	2023	88	76	85	61	48	64	41	64	64	62	49	42	164	▼	744
General Civil - Level 3	2024	90	110	-	-	-	-	-	-	-	-	-	-	200	-11%	200
	2023	116	108	101	131	124	120	117	135	107	114	102	113	224	▼	1,388
Miscellaneous Civil	2024	147	158	-	-	-	-	-	-	-	-	-	-	305	-16%	305
	2023	212	153	191	159	194	212	238	186	143	122	139	129	365	▼	2,078
Misdemeanor	2024	203	205	-	-	-	-	-	-	-	-	-	-	408	11%	408
	2023	195	173	249	179	214	189	156	266	189	212	204	179	368	▲	2,405
Other	2024	185	104	-	-	-	-	-	-	-	-	-	-	289	-22%	289
	2023	207	163	217	151	169	206	158	168	135	214	158	196	370	▼	2,142
Other Criminally Related Matters	2024	53	33	-	-	-	-	-	-	-	-	-	-	86	46%	86
	2023	28	31	60	28	26	56	42	54	65	38	37	28	59	▲	493
Probates/Wills & Trusts - Level 1	2024	1	1	-	-	-	-	-	-	-	-	-	-	2	2	2
	2023	-	-	-	1	-	1	-	2	-	-	1	1	0	↔	6
Probates/Wills & Trusts - Level 2	2024	13	6	-	-	-	-	-	-	-	-	-	-	19	-17%	19
	2023	7	16	9	14	17	17	21	23	11	21	8	11	23	▼	175
Protective Orders	2024	-	3	-	-	-	-	-	-	-	-	-	-	3	3	3
	2023	-	-	-	-	1	-	-	2	-	2	-	3	0	↔	8
Uncontested Divorce	2024	49	53	-	-	-	-	-	-	-	-	-	-	102	-20%	102
	2023	72	56	70	65	56	50	40	62	50	53	54	55	128	▼	683

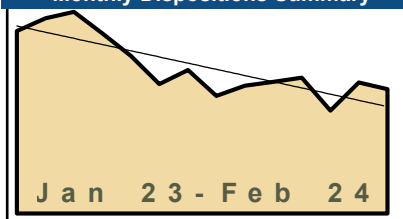
This report reflects data in the case management system. Numbers will update accordingly as reports are refreshed and posted.

Dashboard

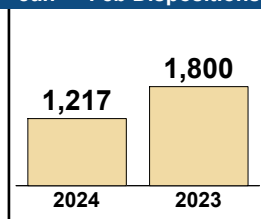
Court: Portsmouth Circuit
Start/End Date: Jan-23 / Feb-24
2023 Average Month: 717
Jan-Feb 2023: 1,800
Dispositions Trending: ▼

Circuit/Court ID: 3 203740
Type of Case: Dispositions
2024 Average Month: 609
Jan-Feb 2024 : 1,217
Overall AVG. Month: 701

Monthly Dispositions Summary



Jan --- Feb Dispositions



Dispositions by Division

Divisions		Jan	Feb	Mar	Apr	May	Jun	Jul	Aug	Sep	Oct	Nov	Dec	Thru Feb	% Change	Total
Total	2024	624	593	-	-	-	-	-	-	-	-	-	-	1,217	-32%	1,217
	2023	870	930	961	857	750	617	683	561	609	628	647	490	1,800	▼	8,603
Civil	2024	227	187	-	-	-	-	-	-	-	-	-	-	414	-28%	414
	2023	224	349	299	348	259	196	309	180	200	231	279	159	573	▼	3,033
Criminal	2024	167	144	-	-	-	-	-	-	-	-	-	-	311	-17%	311
	2023	203	173	224	153	202	120	105	133	127	161	141	126	376	▼	1,868
Concealed Handgun Permits	2024	77	144	-	-	-	-	-	-	-	-	-	-	221	-40%	221
	2023	197	171	163	117	98	90	79	64	123	72	107	83	368	▼	1,364
Miscellaneous/ Other	2024	153	118	-	-	-	-	-	-	-	-	-	-	271	-44%	271
	2023	246	237	274	239	191	210	190	180	159	164	120	122	483	▼	2,332
Others	2024	-	-	-	-	-	-	-	-	-	-	-	-	0	0	0
	2023	-	-	1	-	-	1	-	4	-	-	-	-	0	↔	6

Dispositions by Case Category

Case Categories		Jan	Feb	Mar	Apr	May	Jun	Jul	Aug	Sep	Oct	Nov	Dec	Thru Feb	% Change	Total
Administrative Law	2024	1	-	-	-	-	-	-	-	-	-	-	-	1	0%	1
	2023	-	1	2	1	1	1	1	1	1	-	1	-	1	↔	10
Capital Murder	2024	4	-	-	-	-	-	-	-	-	-	-	-	4	4	4
	2023	-	-	-	1	-	-	-	-	-	-	2	-	0	↔	3
Contested Divorce	2024	12	7	-	-	-	-	-	-	-	-	-	-	19	-5%	19
	2023	6	14	16	22	8	5	8	2	12	18	13	8	20	▼	132
Domestic and Family - Level 1	2024	7	10	-	-	-	-	-	-	-	-	-	-	17	-83%	17
	2023	3	99	16	6	13	46	6	12	9	7	12	9	102	▼	238
Domestic and Family - Level 2	2024	4	-	-	-	-	-	-	-	-	-	-	-	4	-60%	4
	2023	1	9	1	3	1	-	4	2	2	2	5	5	10	▼	35
Felonies and Related Matters	2024	109	91	-	-	-	-	-	-	-	-	-	-	200	-14%	200
	2023	138	94	150	94	106	56	70	89	53	131	80	69	232	▼	1,130
General Civil	2024	5	1	-	-	-	-	-	-	-	-	-	-	6	-83%	6
	2023	27	8	-	-	7	4	3	15	12	4	6	4	35	▼	90
General Civil - Level 1	2024	2	1	-	-	-	-	-	-	-	-	-	-	3	0%	3
	2023	2	1	2	9	2	3	1	-	1	1	1	1	3	↔	24
General Civil - Level 2	2024	18	9	-	-	-	-	-	-	-	-	-	-	27	59%	27
	2023	10	7	27	59	16	12	19	12	14	21	28	12	17	▲	237
General Civil - Level 3	2024	149	140	-	-	-	-	-	-	-	-	-	-	289	-18%	289
	2023	188	164	195	180	193	117	251	148	135	160	194	106	352	▼	2,031
Miscellaneous Civil	2024	150	199	-	-	-	-	-	-	-	-	-	-	349	-39%	349
	2023	310	260	299	275	192	211	196	137	204	140	162	157	570	▼	2,543
Misdemeanor	2024	44	43	-	-	-	-	-	-	-	-	-	-	87	-12%	87
	2023	45	54	41	31	59	31	23	21	62	24	35	38	99	▼	464
Other	2024	69	58	-	-	-	-	-	-	-	-	-	-	127	-53%	127
	2023	105	163	126	88	93	83	69	90	66	86	59	42	268	▼	1,070
Other Criminally Related Matters	2024	20	13	-	-	-	-	-	-	-	-	-	-	33	-40%	33
	2023	20	35	36	29	38	34	16	24	12	8	26	19	55	▼	297
Probates/Wills & Trusts - Level 1	2024	1	-	-	-	-	-	-	-	-	-	-	-	1	1	1
	2023	-	-	-	1	2	1	1	-	-	-	-	-	0	↔	5
Probates/Wills & Trusts - Level 2	2024	3	2	-	-	-	-	-	-	-	-	-	-	5	400%	5
	2023	-	1	6	10	4	3	1	3	-	6	1	4	1	▲	39
Protective Orders	2024	-	-	-	-	-	-	-	-	-	-	-	-	0	-100%	0
	2023	-	1	4	3	2	-	-	-	-	-	-	-	1	▼	10
Uncontested Divorce	2024	26	19	-	-	-	-	-	-	-	-	-	-	45	32%	45
	2023	15	19	40	45	13	10	14	5	26	20	22	16	34	▲	245

This report reflects data in the case management system. Numbers will update accordingly as reports are refreshed and posted.

PLN-CCMS-10.11 CASELOAD STATISTICS OF THE CIRCUIT COURTS

Norfolk

January 2023 -- February 2024 Dispositions


Alexandria and Fairfax Circuit are not Included in State Totals

Dashboard

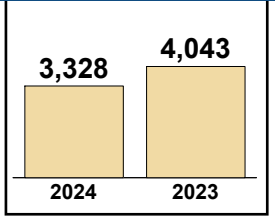
Court: Norfolk Circuit
Start/End Date: Jan-23 / Feb-24
2023 Average Month: 1,842
Jan-Feb 2023: 4,043
Dispositions Trending: ▼

Circuit/Court ID: 4 204710
Type of Case: Dispositions
2024 Average Month: 1,664
Jan-Feb 2024 : 3,328
Overall AVG. Month: 1,817

Monthly Dispositions Summary



Jan --- Feb Dispositions



Dispositions by Division

Divisions		Jan	Feb	Mar	Apr	May	Jun	Jul	Aug	Sep	Oct	Nov	Dec	Thru Feb	% Change	Total
Total	2024	1,728	1,600	-	-	-	-	-	-	-	-	-	-	3,328	-18%	3,328
	2023	2,170	1,873	2,205	1,751	1,830	2,741	1,574	1,844	1,461	1,751	1,418	1,490	4,043	▼	22,108
Civil	2024	394	402	-	-	-	-	-	-	-	-	-	-	796	14%	796
	2023	347	350	443	447	403	470	364	395	404	393	371	405	697	▲	4,792
Criminal	2024	396	381	-	-	-	-	-	-	-	-	-	-	777	4%	777
	2023	430	317	467	381	312	429	380	526	458	421	402	418	747	▲	4,941
Concealed Handgun Permits	2024	217	231	-	-	-	-	-	-	-	-	-	-	448	-12%	448
	2023	270	237	316	251	227	191	198	207	180	197	171	191	507	▼	2,636
Miscellaneous/ Other	2024	719	583	-	-	-	-	-	-	-	-	-	-	1,302	-38%	1,302
	2023	1,121	966	979	672	888	1,649	632	713	419	738	471	476	2,087	▼	9,724
Others	2024	2	3	-	-	-	-	-	-	-	-	-	-	5	0%	5
	2023	2	3	-	-	-	2	-	3	-	2	3	-	5	↔	15

Dispositions by Case Category

Case Categories		Jan	Feb	Mar	Apr	May	Jun	Jul	Aug	Sep	Oct	Nov	Dec	Thru Feb	% Change	Total
Administrative Law	2024	2	4	-	-	-	-	-	-	-	-	-	-	6	-33%	6
	2023	6	3	7	3	1	3	4	6	2	8	5	3	9	▼	51
Capital Murder	2024	-	3	-	-	-	-	-	-	-	-	-	-	3	3%	3
	2023	-	-	-	-	-	-	-	-	-	-	-	-	0	↔	0
Contested Divorce	2024	71	89	-	-	-	-	-	-	-	-	-	-	160	14%	160
	2023	70	70	88	108	88	91	67	84	74	72	78	96	140	▲	986
Domestic and Family - Level 1	2024	41	26	-	-	-	-	-	-	-	-	-	-	67	-12%	67
	2023	39	37	26	22	18	38	13	24	22	55	37	28	76	▼	359
Domestic and Family - Level 2	2024	35	22	-	-	-	-	-	-	-	-	-	-	57	27%	57
	2023	27	18	25	19	24	21	17	24	15	23	18	23	45	▲	254
Felonies and Related Matters	2024	295	263	-	-	-	-	-	-	-	-	-	-	558	6%	558
	2023	291	233	339	269	185	309	242	359	296	288	288	280	524	▲	3,379
General Civil - Level 1	2024	2	2	-	-	-	-	-	-	-	-	-	-	4	-33%	4
	2023	3	3	5	3	2	7	3	4	1	1	5	6	6	▼	43
General Civil - Level 2	2024	60	45	-	-	-	-	-	-	-	-	-	-	105	35%	105
	2023	35	43	44	48	34	47	41	50	43	36	46	41	78	▲	508
General Civil - Level 3	2024	99	85	-	-	-	-	-	-	-	-	-	-	184	11%	184
	2023	94	72	116	80	95	106	78	110	83	104	69	56	166	▲	1,063
Miscellaneous Civil	2024	733	691	-	-	-	-	-	-	-	-	-	-	1,424	-35%	1,424
	2023	1,181	1,022	1,086	807	986	1,733	736	765	508	782	526	563	2,203	▼	10,695
Misdemeanor	2024	55	68	-	-	-	-	-	-	-	-	-	-	123	-23%	123
	2023	98	61	88	68	76	83	92	119	95	88	67	93	159	▼	1,028
Other	2024	96	43	-	-	-	-	-	-	-	-	-	-	139	-33%	139
	2023	103	105	94	56	43	41	37	35	22	45	57	49	208	▼	687
Other Criminally Related Matters	2024	48	53	-	-	-	-	-	-	-	-	-	-	101	25%	101
	2023	48	33	46	52	57	49	50	59	71	49	51	47	81	▲	612
Probates/Wills & Trusts - Level 1	2024	-	2	-	-	-	-	-	-	-	-	-	-	2	-50%	2
	2023	-	4	1	1	1	1	3	5	2	5	2	3	4	▼	28
Probates/Wills & Trusts - Level 2	2024	29	20	-	-	-	-	-	-	-	-	-	-	49	14%	49
	2023	18	25	28	25	25	15	13	33	15	23	16	24	43	▲	260
Protective Orders	2024	8	6	-	-	-	-	-	-	-	-	-	-	14	250%	14
	2023	2	2	5	3	3	6	4	3	7	4	1	7	4	▲	47
Uncontested Divorce	2024	154	178	-	-	-	-	-	-	-	-	-	-	332	12%	332
	2023	155	142	207	187	192	191	174	164	205	168	152	171	297	▲	2,108

This report reflects data in the case management system. Numbers will update accordingly as reports are refreshed and posted.

PLN-CCMS-10.11 CASELOAD STATISTICS OF THE CIRCUIT COURTS

Isle of Wight

January 2023 -- February 2024 Dispositions


Alexandria and Fairfax Circuit are not Included in State Totals

Dashboard

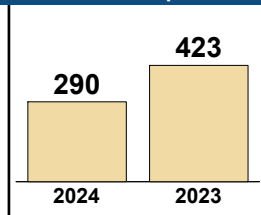
Court: Isle of Wight Circuit
Start/End Date: Jan-23 / Feb-24
2023 Average Month: 173
Jan-Feb 2023: 423
Dispositions Trending: ▼

Circuit/Court ID: 5 205093
Type of Case: Dispositions
2024 Average Month: 145
Jan-Feb 2024 : 290
Overall AVG. Month: 169

Monthly Dispositions Summary



Jan --- Feb Dispositions



Dispositions by Division

Divisions		Jan	Feb	Mar	Apr	May	Jun	Jul	Aug	Sep	Oct	Nov	Dec	Thru Feb	% Change	Total
Total	2024	170	120	-	-	-	-	-	-	-	-	-	-	290	-31%	290
	2023	273	150	271	155	184	141	171	140	136	162	139	154	423	▼	2,076
Civil	2024	12	31	-	-	-	-	-	-	-	-	-	-	43	16%	43
	2023	26	11	23	23	24	26	20	17	17	21	32	26	37	▲	266
Criminal	2024	41	21	-	-	-	-	-	-	-	-	-	-	62	-36%	62
	2023	59	38	56	42	29	56	46	37	34	34	23	34	97	▼	488
Concealed Handgun Permits	2024	98	50	-	-	-	-	-	-	-	-	-	-	148	-38%	148
	2023	153	86	154	67	104	30	78	65	60	77	67	73	239	▼	1,014
Miscellaneous/ Other	2024	19	18	-	-	-	-	-	-	-	-	-	-	37	-24%	37
	2023	34	15	38	22	27	29	27	21	25	30	17	21	49	▼	306
Others	2024	-	-	-	-	-	-	-	-	-	-	-	-	0	-100%	0
	2023	1	-	-	1	-	-	-	-	-	-	-	-	1	▼	2

Dispositions by Case Category

Case Categories		Jan	Feb	Mar	Apr	May	Jun	Jul	Aug	Sep	Oct	Nov	Dec	Thru Feb	% Change	Total
Administrative Law	2024	-	1	-	-	-	-	-	-	-	-	-	-	1	1	1
	2023	-	-	-	-	-	-	-	-	-	-	-	1	0	↔	1
Contested Divorce	2024	1	3	-	-	-	-	-	-	-	-	-	-	4	-33%	4
	2023	2	4	2	2	2	2	5	4	2	8	6	1	6	▼	40
Domestic and Family - Level 1	2024	-	-	-	-	-	-	-	-	-	-	-	-	0	-100%	0
	2023	7	1	2	-	-	4	2	2	2	2	2	3	8	▼	27
Domestic and Family - Level 2	2024	-	2	-	-	-	-	-	-	-	-	-	-	2	-33%	2
	2023	3	-	3	2	1	-	2	-	1	-	1	3	3	▼	16
Felonies and Related Matters	2024	24	10	-	-	-	-	-	-	-	-	-	-	34	-47%	34
	2023	41	23	44	32	20	43	32	31	26	16	17	20	64	▼	345
General Civil - Level 1	2024	1	-	-	-	-	-	-	-	-	-	-	-	1	1	1
	2023	-	-	-	-	-	-	-	-	-	-	-	1	0	↔	1
General Civil - Level 2	2024	3	9	-	-	-	-	-	-	-	-	-	-	12	100%	12
	2023	3	3	5	3	3	7	3	4	4	4	4	5	6	▲	48
General Civil - Level 3	2024	1	3	-	-	-	-	-	-	-	-	-	-	4	100%	4
	2023	-	2	2	9	4	4	1	3	4	3	3	4	2	▲	39
Miscellaneous Civil	2024	117	65	-	-	-	-	-	-	-	-	-	-	182	-31%	182
	2023	171	94	173	79	119	51	95	78	76	102	77	82	265	▼	1,197
Misdemeanor	2024	11	6	-	-	-	-	-	-	-	-	-	-	17	-15%	17
	2023	14	6	9	4	5	7	9	1	5	9	4	5	20	▼	78
Other	2024	1	2	-	-	-	-	-	-	-	-	-	-	3	-88%	3
	2023	18	7	19	11	12	7	10	8	9	5	4	9	25	▼	119
Other Criminally Related Matters	2024	6	5	-	-	-	-	-	-	-	-	-	-	11	-15%	11
	2023	4	9	3	8	4	7	5	5	3	9	2	9	13	▼	68
Probates/Wills & Trusts - Level 1	2024	-	-	-	-	-	-	-	-	-	-	-	-	0	0	0
	2023	-	-	1	-	1	-	-	-	-	-	-	1	0	↔	3
Probates/Wills & Trusts - Level 2	2024	3	2	-	-	-	-	-	-	-	-	-	-	5	400%	5
	2023	1	-	-	-	-	-	2	-	-	-	3	2	1	▲	8
Uncontested Divorce	2024	2	12	-	-	-	-	-	-	-	-	-	-	14	40%	14
	2023	9	1	8	5	13	9	5	4	4	4	13	11	10	▲	86

This report reflects data in the case management system. Numbers will update accordingly as reports are refreshed and posted.

PLN-CCMS-10.11 CASELOAD STATISTICS OF THE CIRCUIT COURTS

Southampton

January 2023 -- February 2024 Dispositions


Alexandria and Fairfax Circuit are not Included in State Totals

Dashboard

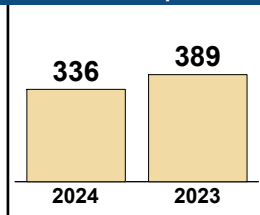
Court: Southampton Circuit
Start/End Date: Jan-23 / Feb-24
2023 Average Month: 172
Jan-Feb 2023: 389
Dispositions Trending: ▼

Circuit/Court ID: 5 205175
Type of Case: Dispositions
2024 Average Month: 168
Jan-Feb 2024 : 336
Overall AVG. Month: 171

Monthly Dispositions Summary



Jan --- Feb Dispositions



Dispositions by Division

Divisions		Jan	Feb	Mar	Apr	May	Jun	Jul	Aug	Sep	Oct	Nov	Dec	Thru Feb	% Change	Total
Total	2024	227	109	-	-	-	-	-	-	-	-	-	-	336	-14%	336
	2023	215	174	197	174	190	151	168	156	228	151	124	133	389	▼	2,061
Civil	2024	18	16	-	-	-	-	-	-	-	-	-	-	34	21%	34
	2023	13	15	14	19	14	10	21	21	12	16	19	18	28	▲	192
Criminal	2024	92	59	-	-	-	-	-	-	-	-	-	-	151	-1%	151
	2023	84	69	64	88	113	60	94	80	128	57	55	64	153	▼	956
Concealed Handgun Permits	2024	81	7	-	-	-	-	-	-	-	-	-	-	88	-45%	88
	2023	87	73	95	45	36	43	32	21	48	46	30	33	160	▼	589
Miscellaneous/ Other	2024	35	27	-	-	-	-	-	-	-	-	-	-	62	32%	62
	2023	30	17	24	22	27	38	21	34	40	32	20	18	47	▲	323
Others	2024	1	-	-	-	-	-	-	-	-	-	-	-	1	0%	1
	2023	1	-	-	-	-	-	-	-	-	-	-	-	1	↔	1

Dispositions by Case Category

Case Categories		Jan	Feb	Mar	Apr	May	Jun	Jul	Aug	Sep	Oct	Nov	Dec	Thru Feb	% Change	Total
Contested Divorce	2024	-	-	-	-	-	-	-	-	-	-	-	-	0	-100%	0
	2023	3	1	-	2	1	2	3	-	2	-	1	4	4	▼	19
Domestic and Family - Level 1	2024	4	1	-	-	-	-	-	-	-	-	-	-	5	5	5
	2023	-	-	-	-	-	1	3	1	-	-	1	-	0	↔	6
Domestic and Family - Level 2	2024	-	1	-	-	-	-	-	-	-	-	-	-	1	1	1
	2023	-	-	-	1	-	-	-	1	-	-	1	1	0	↔	4
Felonies and Related Matters	2024	56	37	-	-	-	-	-	-	-	-	-	-	93	-3%	93
	2023	47	49	44	49	68	39	55	43	80	44	36	30	96	▼	584
General Civil - Level 1	2024	-	2	-	-	-	-	-	-	-	-	-	-	2	100%	2
	2023	-	1	-	-	-	-	1	-	2	-	-	1	1	▲	5
General Civil - Level 2	2024	-	5	-	-	-	-	-	-	-	-	-	-	5	-50%	5
	2023	3	7	2	6	2	2	3	5	4	3	3	5	10	▼	45
General Civil - Level 3	2024	4	4	-	-	-	-	-	-	-	-	-	-	8	100%	8
	2023	2	2	4	8	7	3	4	7	4	10	7	4	4	▲	62
Miscellaneous Civil	2024	92	19	-	-	-	-	-	-	-	-	-	-	111	-38%	111
	2023	101	79	106	58	43	63	41	34	67	63	41	40	180	▼	736
Misdemeanor	2024	31	7	-	-	-	-	-	-	-	-	-	-	38	9%	38
	2023	23	12	11	23	28	17	18	24	40	6	10	17	35	▲	229
Other	2024	26	15	-	-	-	-	-	-	-	-	-	-	41	32%	41
	2023	20	11	13	8	19	18	15	20	19	15	10	11	31	▲	179
Other Criminally Related Matters	2024	5	15	-	-	-	-	-	-	-	-	-	-	20	-9%	20
	2023	14	8	10	16	17	4	21	14	8	7	10	17	22	▼	146
Probates/Wills & Trusts - Level 2	2024	-	-	-	-	-	-	-	-	-	-	-	-	0	0	0
	2023	-	-	-	-	-	-	-	1	-	-	2	-	0	↔	3
Protective Orders	2024	-	-	-	-	-	-	-	-	-	-	-	-	0	-100%	0
	2023	-	1	1	1	-	2	-	-	-	-	-	-	1	▼	5
Uncontested Divorce	2024	9	3	-	-	-	-	-	-	-	-	-	-	12	140%	12
	2023	2	3	6	2	5	-	4	6	2	3	2	3	5	▲	38

This report reflects data in the case management system. Numbers will update accordingly as reports are refreshed and posted.

PLN-CCMS-10.11 CASELOAD STATISTICS OF THE CIRCUIT COURTS

Suffolk

January 2023 -- February 2024 Dispositions

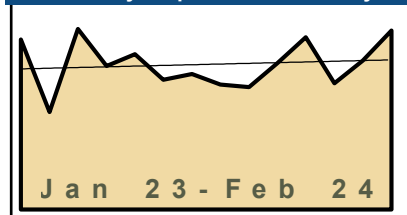
Alexandria and Fairfax Circuit are not Included in State Totals

Dashboard

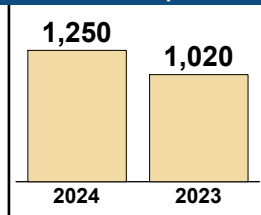
Court: Suffolk Circuit
Start/End Date: Jan-23 / Feb-24
2023 Average Month: 541
Jan-Feb 2023: 1,020
Dispositions Trending: ▲

Circuit/Court ID: 5 205800
Type of Case: Dispositions
2024 Average Month: 625
Jan-Feb 2024 : 1,250
Overall AVG. Month: 553

Monthly Dispositions Summary



Jan --- Feb Dispositions



Dispositions by Division

Divisions		Jan	Feb	Mar	Apr	May	Jun	Jul	Aug	Sep	Oct	Nov	Dec	Thru Feb	% Change	Total
Total	2024	568	682	-	-	-	-	-	-	-	-	-	-	1,250	23%	1,250
	2023	648	372	688	547	592	494	516	476	466	558	656	481	1,020	▲	6,494
Civil	2024	91	139	-	-	-	-	-	-	-	-	-	-	230	70%	230
	2023	66	69	63	67	67	56	72	53	60	89	116	128	135	▲	906
Criminal	2024	230	297	-	-	-	-	-	-	-	-	-	-	527	37%	527
	2023	214	172	336	260	295	216	241	228	255	244	281	178	386	▲	2,920
Concealed Handgun Permits	2024	186	156	-	-	-	-	-	-	-	-	-	-	342	-19%	342
	2023	330	90	243	183	187	175	172	152	117	187	214	138	420	▼	2,188
Miscellaneous/ Other	2024	61	89	-	-	-	-	-	-	-	-	-	-	150	90%	150
	2023	38	41	46	36	43	46	31	43	33	38	44	37	79	▲	476
Others	2024	-	1	-	-	-	-	-	-	-	-	-	-	1	1	1
	2023	-	-	-	1	-	1	-	-	1	-	1	-	0	↔	4

Dispositions by Case Category

Case Categories		Jan	Feb	Mar	Apr	May	Jun	Jul	Aug	Sep	Oct	Nov	Dec	Thru Feb	% Change	Total
Administrative Law	2024	2	1	-	-	-	-	-	-	-	-	-	-	3	3	3
	2023	-	-	-	-	-	1	-	-	-	-	-	-	0	↔	1
Capital Murder	2024	-	1	-	-	-	-	-	-	-	-	-	-	1	0%	1
	2023	1	-	1	-	-	-	1	-	1	-	-	1	1	↔	5
Contested Divorce	2024	13	18	-	-	-	-	-	-	-	-	-	-	31	63%	31
	2023	13	6	4	4	7	6	7	6	9	18	13	14	19	▲	107
Domestic and Family - Level 1	2024	6	9	-	-	-	-	-	-	-	-	-	-	15	0%	15
	2023	8	7	11	1	9	6	3	3	6	10	5	4	15	↔	73
Domestic and Family - Level 2	2024	9	11	-	-	-	-	-	-	-	-	-	-	20	18%	20
	2023	10	7	6	8	5	5	8	5	7	9	8	15	17	▲	93
Felonies and Related Matters	2024	145	225	-	-	-	-	-	-	-	-	-	-	370	96%	370
	2023	117	72	228	167	215	120	128	126	166	146	169	96	189	▲	1,750
General Civil - Level 1	2024	3	2	-	-	-	-	-	-	-	-	-	-	5	5	5
	2023	-	-	-	1	-	1	1	1	-	4	2	3	0	↔	13
General Civil - Level 2	2024	15	32	-	-	-	-	-	-	-	-	-	-	47	161%	47
	2023	10	8	11	19	9	9	10	15	10	11	33	26	18	▲	171
General Civil - Level 3	2024	12	35	-	-	-	-	-	-	-	-	-	-	47	47%	47
	2023	8	24	4	9	12	8	18	5	5	9	17	12	32	▲	131
Miscellaneous Civil	2024	243	227	-	-	-	-	-	-	-	-	-	-	470	-5%	470
	2023	367	127	288	214	229	220	204	199	149	225	244	177	494	▼	2,643
Misdemeanor	2024	65	58	-	-	-	-	-	-	-	-	-	-	123	-21%	123
	2023	82	74	101	79	60	75	96	88	77	67	95	66	156	▼	960
Other	2024	-	4	-	-	-	-	-	-	-	-	-	-	4	100%	4
	2023	1	1	3	1	1	2	-	-	1	1	4	3	2	▲	18
Other Criminally Related Matters	2024	20	13	-	-	-	-	-	-	-	-	-	-	33	-18%	33
	2023	14	26	11	16	20	21	24	15	11	32	18	15	40	▼	223
Probates/Wills & Trusts - Level 1	2024	1	6	-	-	-	-	-	-	-	-	-	-	7	600%	7
	2023	-	1	-	-	-	1	-	-	-	-	-	1	1	▲	3
Probates/Wills & Trusts - Level 2	2024	5	9	-	-	-	-	-	-	-	-	-	-	14	367%	14
	2023	3	-	4	3	4	4	2	3	3	6	5	6	3	▲	43
Uncontested Divorce	2024	29	31	-	-	-	-	-	-	-	-	-	-	60	82%	60
	2023	14	19	16	25	20	16	14	10	21	20	42	43	33	▲	260


This report reflects data in the case management system. Numbers will update accordingly as reports are refreshed and posted.

Dashboard

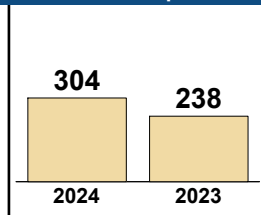
Court: Brunswick Circuit
Start/End Date: Jan-23 / Feb-24
2023 Average Month: 92
Jan-Feb 2023: 238
Dispositions Trending: ▲

Circuit/Court ID: 6 206025
Type of Case: Dispositions
2024 Average Month: 152
Jan-Feb 2024 : 304
Overall AVG. Month: 101

Monthly Dispositions Summary



Jan --- Feb Dispositions



Dispositions by Division

Divisions		Jan	Feb	Mar	Apr	May	Jun	Jul	Aug	Sep	Oct	Nov	Dec	Thru Feb	% Change	Total
Total	2024	172	132	-	-	-	-	-	-	-	-	-	-	304	28%	304
	2023	98	140	79	109	56	134	58	127	56	92	51	103	238	▲	1,103
Civil	2024	24	14	-	-	-	-	-	-	-	-	-	-	38	533%	38
	2023	1	5	2	3	3	7	3	3	1	6	3	3	6	▲	40
Criminal	2024	65	64	-	-	-	-	-	-	-	-	-	-	129	0%	129
	2023	37	92	42	55	33	80	37	57	27	48	12	56	129	↔	576
Concealed Handgun Permits	2024	30	41	-	-	-	-	-	-	-	-	-	-	71	-15%	71
	2023	51	33	22	31	11	34	12	53	22	17	26	30	84	▼	342
Miscellaneous/ Other	2024	53	13	-	-	-	-	-	-	-	-	-	-	66	247%	66
	2023	9	10	13	20	9	13	6	14	6	19	10	14	19	▲	143
Others	2024	-	-	-	-	-	-	-	-	-	-	-	-	0	0	0
	2023	-	-	-	-	-	-	-	-	-	2	-	-	0	↔	2

Dispositions by Case Category

Case Categories		Jan	Feb	Mar	Apr	May	Jun	Jul	Aug	Sep	Oct	Nov	Dec	Thru Feb	% Change	Total
Administrative Law	2024	2	-	-	-	-	-	-	-	-	-	-	-	2	2	2
	2023	-	-	-	-	-	-	-	-	-	-	-	-	0	↔	0
Contested Divorce	2024	4	-	-	-	-	-	-	-	-	-	-	-	4	300%	4
	2023	1	-	1	2	-	1	1	-	1	-	-	-	1	▲	7
Domestic and Family - Level 1	2024	1	2	-	-	-	-	-	-	-	-	-	-	3	3	3
	2023	-	-	1	-	-	2	-	-	-	5	-	-	0	↔	8
Domestic and Family - Level 2	2024	-	-	-	-	-	-	-	-	-	-	-	-	0	0	0
	2023	-	-	-	-	-	-	-	-	-	-	1	-	0	↔	1
Felonies and Related Matters	2024	36	20	-	-	-	-	-	-	-	-	-	-	56	-13%	56
	2023	28	36	31	23	20	39	31	15	21	23	10	12	64	▼	289
General Civil - Level 1	2024	-	-	-	-	-	-	-	-	-	-	-	-	0	0	0
	2023	-	-	-	-	-	-	1	-	-	-	-	-	0	↔	1
General Civil - Level 2	2024	14	2	-	-	-	-	-	-	-	-	-	-	16	700%	16
	2023	-	2	-	-	-	1	1	-	-	-	-	2	2	▲	6
General Civil - Level 3	2024	4	1	-	-	-	-	-	-	-	-	-	-	5	67%	5
	2023	1	2	-	-	2	1	-	-	-	1	1	3	3	▲	11
Miscellaneous Civil	2024	72	47	-	-	-	-	-	-	-	-	-	-	119	23%	119
	2023	58	39	26	37	13	45	15	63	23	31	28	39	97	▲	417
Misdemeanor	2024	27	30	-	-	-	-	-	-	-	-	-	-	57	14%	57
	2023	8	42	11	22	11	29	6	27	6	12	2	9	50	▲	185
Other	2024	1	8	-	-	-	-	-	-	-	-	-	-	9	80%	9
	2023	1	4	9	14	7	1	3	4	5	6	8	2	5	▲	64
Other Criminally Related Matters	2024	2	19	-	-	-	-	-	-	-	-	-	-	21	40%	21
	2023	1	14	-	10	2	12	-	15	-	13	-	35	15	▲	102
Probates/Wills & Trusts - Level 2	2024	3	-	-	-	-	-	-	-	-	-	-	-	3	3	3
	2023	-	-	-	-	-	-	-	-	-	-	-	-	0	↔	0
Uncontested Divorce	2024	6	3	-	-	-	-	-	-	-	-	-	-	9	800%	9
	2023	-	1	-	1	1	3	-	3	-	1	1	1	1	▲	12

PLN-CCMS-10.11 CASELOAD STATISTICS OF THE CIRCUIT COURTS

Greenville

January 2023 -- February 2024 Dispositions


Alexandria and Fairfax Circuit are not Included in State Totals

Dashboard

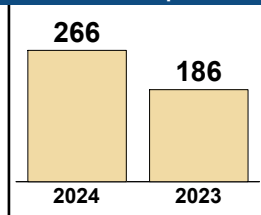
Court: Greenville Circuit
Start/End Date: Jan-23 / Feb-24
2023 Average Month: 90
Jan-Feb 2023: 186
Dispositions Trending: ▲

Circuit/Court ID: 6 206081
Type of Case: Dispositions
2024 Average Month: 133
Jan-Feb 2024 : 266
Overall AVG. Month: 96

Monthly Dispositions Summary



Jan --- Feb Dispositions



Dispositions by Division

Divisions		Jan	Feb	Mar	Apr	May	Jun	Jul	Aug	Sep	Oct	Nov	Dec	Thru Feb	% Change	Total
Total	2024	114	152	-	-	-	-	-	-	-	-	-	-	266	43%	266
	2023	63	123	133	105	88	55	95	69	98	93	68	85	186	▲	1,075
Civil	2024	9	5	-	-	-	-	-	-	-	-	-	-	14	133%	14
	2023	4	2	8	11	9	5	12	15	4	7	9	3	6	▲	89
Criminal	2024	77	123	-	-	-	-	-	-	-	-	-	-	200	53%	200
	2023	28	103	67	67	46	26	61	28	62	53	44	77	131	▲	662
Concealed Handgun Permits	2024	24	16	-	-	-	-	-	-	-	-	-	-	40	-5%	40
	2023	27	15	52	20	26	19	11	12	29	30	12	-	42	▼	253
Miscellaneous/ Other	2024	4	8	-	-	-	-	-	-	-	-	-	-	12	100%	12
	2023	4	2	6	7	7	4	11	14	3	3	3	5	6	▲	69
Others	2024	-	-	-	-	-	-	-	-	-	-	-	-	0	-100%	0
	2023	-	1	-	-	-	-	1	-	-	-	-	-	1	▼	2

Dispositions by Case Category

Case Categories		Jan	Feb	Mar	Apr	May	Jun	Jul	Aug	Sep	Oct	Nov	Dec	Thru Feb	% Change	Total
Administrative Law	2024	-	-	-	-	-	-	-	-	-	-	-	-	0	0	0
	2023	-	-	-	1	-	-	-	-	-	-	-	-	0	↔	1
Capital Murder	2024	-	-	-	-	-	-	-	-	-	-	-	-	0	0	0
	2023	-	-	-	-	1	-	-	-	-	1	-	-	0	↔	2
Contested Divorce	2024	1	-	-	-	-	-	-	-	-	-	-	-	1	-67%	1
	2023	2	1	1	-	-	1	2	-	-	3	1	-	3	▼	11
Domestic and Family - Level 1	2024	2	-	-	-	-	-	-	-	-	-	-	-	2	2	2
	2023	-	-	-	-	2	2	-	1	-	-	-	-	0	↔	5
Domestic and Family - Level 2	2024	-	2	-	-	-	-	-	-	-	-	-	-	2	100%	2
	2023	1	-	2	-	-	1	3	2	-	1	-	1	1	▲	11
Felonies and Related Matters	2024	42	63	-	-	-	-	-	-	-	-	-	-	105	11%	105
	2023	22	73	42	52	25	15	38	15	43	32	27	61	95	▲	445
General Civil - Level 1	2024	-	1	-	-	-	-	-	-	-	-	-	-	1	1	1
	2023	-	-	-	-	-	-	-	-	-	-	-	-	0	↔	0
General Civil - Level 2	2024	3	-	-	-	-	-	-	-	-	-	-	-	3	50%	3
	2023	1	1	1	5	4	-	2	2	2	2	4	2	2	▲	26
General Civil - Level 3	2024	2	2	-	-	-	-	-	-	-	-	-	-	4	300%	4
	2023	1	-	2	1	3	-	5	-	1	-	-	-	1	▲	13
Miscellaneous Civil	2024	27	23	-	-	-	-	-	-	-	-	-	-	50	9%	50
	2023	29	17	56	28	32	23	18	35	32	33	16	4	46	▲	323
Misdemeanor	2024	31	48	-	-	-	-	-	-	-	-	-	-	79	216%	79
	2023	6	19	17	10	10	4	13	13	15	8	13	15	25	▲	143
Other	2024	-	-	-	-	-	-	-	-	-	-	-	-	0	-100%	0
	2023	-	1	-	-	-	-	1	-	-	-	-	-	1	▼	3
Other Criminally Related Matters	2024	6	12	-	-	-	-	-	-	-	-	-	-	18	64%	18
	2023	-	11	8	5	10	7	10	-	4	12	4	2	11	▲	73
Probates/Wills & Trusts - Level 2	2024	-	-	-	-	-	-	-	-	-	-	-	-	0	0	0
	2023	-	-	-	3	-	-	-	-	-	-	-	-	0	↔	3
Uncontested Divorce	2024	-	1	-	-	-	-	-	-	-	-	-	-	1	0%	1
	2023	1	-	4	-	1	1	4	1	1	1	2	-	1	↔	16


This report reflects data in the case management system. Numbers will update accordingly as reports are refreshed and posted.

Dashboard

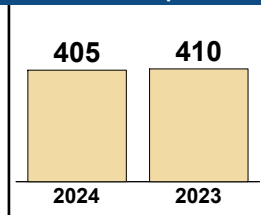
Court: Prince George Circuit
Start/End Date: Jan-23 / Feb-24
2023 Average Month: 177
Jan-Feb 2023: 410
Dispositions Trending: ↔

Circuit/Court ID: 6 206149
Type of Case: Dispositions
2024 Average Month: 203
Jan-Feb 2024 : 405
Overall AVG. Month: 180

Monthly Dispositions Summary



Jan --- Feb Dispositions



Dispositions by Division

Divisions		Jan	Feb	Mar	Apr	May	Jun	Jul	Aug	Sep	Oct	Nov	Dec	Thru Feb	% Change	Total
Total	2024	239	166	-	-	-	-	-	-	-	-	-	-	405	-1%	405
	2023	216	194	262	146	162	205	172	200	153	152	123	133	410	▼	2,118
Civil	2024	15	22	-	-	-	-	-	-	-	-	-	-	37	61%	37
	2023	16	7	15	18	38	11	15	24	10	17	13	14	23	▲	198
Criminal	2024	109	84	-	-	-	-	-	-	-	-	-	-	193	0%	193
	2023	106	87	100	64	58	100	69	99	76	46	53	77	193	↔	935
Concealed Handgun Permits	2024	108	50	-	-	-	-	-	-	-	-	-	-	158	-15%	158
	2023	93	93	128	55	59	84	76	69	57	70	53	38	186	▼	875
Miscellaneous/ Other	2024	7	10	-	-	-	-	-	-	-	-	-	-	17	113%	17
	2023	1	7	19	9	7	10	12	8	10	19	4	4	8	▲	110

Dispositions by Case Category

Case Categories		Jan	Feb	Mar	Apr	May	Jun	Jul	Aug	Sep	Oct	Nov	Dec	Thru Feb	% Change	Total
Contested Divorce	2024	3	3	-	-	-	-	-	-	-	-	-	-	6	200%	6
	2023	2	-	2	4	7	1	-	3	4	1	5	2	2	▲	31
Domestic and Family - Level 1	2024	2	6	-	-	-	-	-	-	-	-	-	-	8	300%	8
	2023	1	1	1	2	4	-	2	4	3	1	-	1	2	▲	20
Domestic and Family - Level 2	2024	-	-	-	-	-	-	-	-	-	-	-	-	0	-100%	0
	2023	2	-	1	-	1	1	-	1	-	1	-	2	2	▼	9
Felonies and Related Matters	2024	67	53	-	-	-	-	-	-	-	-	-	-	120	2%	120
	2023	61	57	55	32	32	59	40	58	37	27	30	43	118	▲	531
General Civil - Level 1	2024	-	1	-	-	-	-	-	-	-	-	-	-	1	1	1
	2023	-	-	-	-	-	-	-	1	-	1	-	2	0	↔	4
General Civil - Level 2	2024	3	3	-	-	-	-	-	-	-	-	-	-	6	0%	6
	2023	3	3	1	-	6	2	1	6	1	5	2	2	6	↔	32
General Civil - Level 3	2024	3	4	-	-	-	-	-	-	-	-	-	-	7	250%	7
	2023	1	1	2	4	8	5	1	5	1	-	1	2	2	▲	31
Miscellaneous Civil	2024	115	57	-	-	-	-	-	-	-	-	-	-	172	-11%	172
	2023	94	100	143	64	65	93	88	77	67	89	56	42	194	▼	978
Misdemeanor	2024	38	26	-	-	-	-	-	-	-	-	-	-	64	-3%	64
	2023	41	25	43	26	25	40	26	36	34	15	22	30	66	▼	363
Other	2024	-	-	-	-	-	-	-	-	-	-	-	-	0	-100%	0
	2023	-	1	-	-	1	-	-	1	-	-	-	-	1	▼	3
Other Criminally Related Matters	2024	5	5	-	-	-	-	-	-	-	-	-	-	10	11%	10
	2023	4	5	2	6	1	1	4	5	5	4	1	4	9	▲	42
Probates/Wills & Trusts - Level 1	2024	-	-	-	-	-	-	-	-	-	-	-	-	0	0	0
	2023	-	-	-	-	-	-	-	-	-	-	1	-	0	↔	1
Probates/Wills & Trusts - Level 2	2024	-	-	-	-	-	-	-	-	-	-	-	-	0	-100%	0
	2023	1	1	1	-	4	-	1	1	-	1	-	-	2	▼	10
Protective Orders	2024	-	2	-	-	-	-	-	-	-	-	-	-	2	2	2
	2023	-	-	-	-	-	-	-	-	-	-	-	-	0	↔	0
Uncontested Divorce	2024	3	6	-	-	-	-	-	-	-	-	-	-	9	50%	9
	2023	6	-	11	8	8	3	9	2	1	7	5	3	6	▲	63

PLN-CCMS-10.11 CASELOAD STATISTICS OF THE CIRCUIT COURTS

Surry

January 2023 -- February 2024 Dispositions


Alexandria and Fairfax Circuit are not Included in State Totals

Dashboard

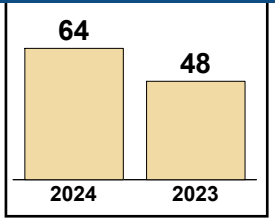
Court: Surry Circuit
Start/End Date: Jan-23 / Feb-24
2023 Average Month: 27
Jan-Feb 2023: 48
Dispositions Trending: ▲

Circuit/Court ID: 6 206181
Type of Case: Dispositions
2024 Average Month: 32
Jan-Feb 2024 : 64
Overall AVG. Month: 28

Monthly Dispositions Summary



Jan --- Feb Dispositions



Dispositions by Division

Divisions		Jan	Feb	Mar	Apr	May	Jun	Jul	Aug	Sep	Oct	Nov	Dec	Thru Feb	% Change	Total
Total	2024	28	36	-	-	-	-	-	-	-	-	-	-	64	33%	64
	2023	34	14	27	39	26	22	27	6	31	40	37	22	48	▲	325
Civil	2024	-	1	-	-	-	-	-	-	-	-	-	-	1	-67%	1
	2023	3	-	2	4	2	1	2	1	7	15	6	4	3	▼	47
Criminal	2024	15	8	-	-	-	-	-	-	-	-	-	-	23	667%	23
	2023	3	-	3	-	1	10	-	2	7	14	3	5	3	▲	48
Concealed Handgun Permits	2024	13	24	-	-	-	-	-	-	-	-	-	-	37	6%	37
	2023	21	14	16	33	22	8	19	2	16	2	19	6	35	▲	178
Miscellaneous/ Other	2024	-	3	-	-	-	-	-	-	-	-	-	-	3	-57%	3
	2023	7	-	6	2	1	3	6	1	1	9	9	7	7	▼	52

Dispositions by Case Category


Case Categories		Jan	Feb	Mar	Apr	May	Jun	Jul	Aug	Sep	Oct	Nov	Dec	Thru Feb	% Change	Total
Administrative Law	2024	-	-	-	-	-	-	-	-	-	-	-	2	0	0	0
	2023	-	-	-	-	-	-	-	-	-	-	-	-	0	↔	2
Contested Divorce	2024	-	-	-	-	-	-	-	-	-	-	-	-	0	0	0
	2023	-	-	-	1	-	-	1	1	-	5	2	-	0	↔	10
Domestic and Family - Level 1	2024	-	-	-	-	-	-	-	-	-	-	-	-	0	0	0
	2023	-	-	-	1	1	-	-	-	3	-	-	-	0	↔	5
Domestic and Family - Level 2	2024	-	-	-	-	-	-	-	-	-	-	-	-	0	0	0
	2023	-	-	-	-	-	-	-	-	-	1	-	-	0	↔	1
Felonies and Related Matters	2024	8	3	-	-	-	-	-	-	-	-	-	-	11	11	11
	2023	-	-	2	-	1	8	-	1	4	6	2	3	0	↔	27
General Civil - Level 2	2024	-	-	-	-	-	-	-	-	-	-	-	-	0	-100%	0
	2023	1	-	1	-	-	-	-	-	-	1	6	-	1	▼	10
General Civil - Level 3	2024	-	1	-	-	-	-	-	-	-	-	-	-	1	0%	1
	2023	1	-	-	1	1	-	-	-	-	6	1	1	1	↔	11
Miscellaneous Civil	2024	13	27	-	-	-	-	-	-	-	-	-	-	40	-2%	40
	2023	27	14	22	35	23	10	25	3	17	7	27	13	41	▼	223
Misdemeanor	2024	7	4	-	-	-	-	-	-	-	-	-	-	11	267%	11
	2023	3	-	1	-	-	1	-	1	3	7	1	3	3	▲	20
Other	2024	-	-	-	-	-	-	-	-	-	-	-	-	0	0	0
	2023	-	-	-	-	-	1	-	-	-	-	-	-	0	↔	1
Other Criminally Related Matters	2024	-	1	-	-	-	-	-	-	-	-	-	-	1	1	1
	2023	-	-	-	-	-	1	-	-	-	1	-	-	0	↔	2
Probates/Wills & Trusts - Level 2	2024	-	-	-	-	-	-	-	-	-	-	-	-	0	-100%	0
	2023	1	-	1	-	-	-	-	-	-	-	-	-	1	▼	2
Protective Orders	2024	-	-	-	-	-	-	-	-	-	-	-	-	0	0	0
	2023	-	-	-	-	-	1	-	-	-	-	1	-	0	↔	2
Uncontested Divorce	2024	-	-	-	-	-	-	-	-	-	-	-	-	0	-100%	0
	2023	1	-	-	1	-	-	1	-	3	1	1	1	1	▼	9

Dashboard

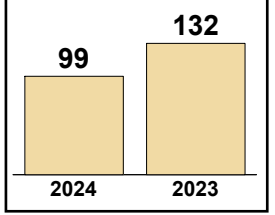
Court: Sussex Circuit
Start/End Date: Jan-23 / Feb-24
2023 Average Month: 55
Jan-Feb 2023: 132
Dispositions Trending: ▼

Circuit/Court ID: 6 206183
Type of Case: Dispositions
2024 Average Month: 50
Jan-Feb 2024 : 99
Overall AVG. Month: 54

Monthly Dispositions Summary



Jan --- Feb Dispositions



Dispositions by Division

Divisions		Jan	Feb	Mar	Apr	May	Jun	Jul	Aug	Sep	Oct	Nov	Dec	Thru Feb	% Change	Total
Total	2024	63	36	-	-	-	-	-	-	-	-	-	-	99	-25%	99
	2023	83	49	71	46	45	45	48	58	58	59	45	54	132	▼	661
Civil	2024	2	5	-	-	-	-	-	-	-	-	-	-	7	-13%	7
	2023	2	6	6	8	2	5	3	2	4	-	2	5	8	▼	45
Criminal	2024	38	16	-	-	-	-	-	-	-	-	-	-	54	-22%	54
	2023	53	16	38	18	16	19	41	27	36	42	17	26	69	▼	349
Concealed Handgun Permits	2024	19	12	-	-	-	-	-	-	-	-	-	-	31	-24%	31
	2023	24	17	23	17	20	17	4	21	15	14	23	20	41	▼	215
Miscellaneous/ Other	2024	4	3	-	-	-	-	-	-	-	-	-	-	7	-50%	7
	2023	4	10	4	3	7	4	-	8	3	3	3	3	14	▼	52

Dispositions by Case Category

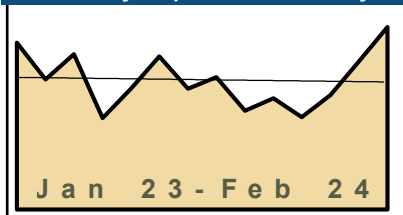
Case Categories		Jan	Feb	Mar	Apr	May	Jun	Jul	Aug	Sep	Oct	Nov	Dec	Thru Feb	% Change	Total
Contested Divorce	2024	-	-	1	1	-	-	2	-	-	-	-	1	0	0	0
	2023	-	-	-	-	-	-	-	-	-	-	-	-	0	↔	5
Domestic and Family - Level 1	2024	-	-	-	1	-	-	-	-	-	-	-	-	0	-100%	0
	2023	1	-	-	-	-	-	-	-	-	-	-	3	1	▼	5
Domestic and Family - Level 2	2024	-	-	-	-	-	-	-	-	-	-	-	-	0	0	0
	2023	-	-	-	-	-	1	-	-	-	-	-	-	0	↔	1
Felonies and Related Matters	2024	27	12	-	-	-	-	-	-	-	-	-	-	39	-13%	39
	2023	38	7	23	15	11	10	34	10	24	31	7	21	45	▼	231
General Civil - Level 2	2024	2	2	-	-	-	-	-	-	-	-	-	-	4	0%	4
	2023	-	4	1	3	1	3	1	3	2	-	1	-	4	↔	19
General Civil - Level 3	2024	-	1	-	-	-	-	-	-	-	-	-	-	1	-50%	1
	2023	-	2	5	4	2	1	-	1	2	-	2	-	2	▼	19
Miscellaneous Civil	2024	22	13	-	-	-	-	-	-	-	-	-	-	35	-34%	35
	2023	28	25	25	19	26	20	4	26	18	16	24	23	53	▼	254
Misdemeanor	2024	9	1	-	-	-	-	-	-	-	-	-	-	10	-50%	10
	2023	12	8	11	1	2	6	5	15	8	9	6	6	20	▼	89
Other Criminally Related Matters	2024	2	3	-	-	-	-	-	-	-	-	-	-	5	25%	5
	2023	3	1	4	2	3	3	2	2	4	2	4	-	4	▲	30
Probates/Wills & Trusts - Level 2	2024	-	2	-	-	-	-	-	-	-	-	-	-	2	2	2
	2023	-	-	-	-	-	-	-	-	-	-	-	-	0	↔	0
Uncontested Divorce	2024	1	2	-	-	-	-	-	-	-	-	-	-	3	0%	3
	2023	1	2	1	-	-	1	-	1	-	1	1	-	3	↔	8

Dashboard

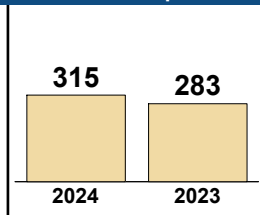
Court: Hopewell Circuit
Start/End Date: Jan-23 / Feb-24
2023 Average Month: 118
Jan-Feb 2023: 283
Dispositions Trending: ▲

Circuit/Court ID: 6 206670
Type of Case: Dispositions
2024 Average Month: 158
Jan-Feb 2024 : 315
Overall AVG. Month: 124

Monthly Dispositions Summary



Jan --- Feb Dispositions



Dispositions by Division

Divisions		Jan	Feb	Mar	Apr	May	Jun	Jul	Aug	Sep	Oct	Nov	Dec	Thru Feb	% Change	Total
Total	2024	141	174	-	-	-	-	-	-	-	-	-	-	315	11%	315
	2023	159	124	148	87	115	146	115	126	94	106	88	109	283	▲	1,417
Civil	2024	20	13	-	-	-	-	-	-	-	-	-	-	33	-6%	33
	2023	26	9	9	12	11	5	13	17	16	25	10	14	35	▼	167
Criminal	2024	82	105	-	-	-	-	-	-	-	-	-	-	187	15%	187
	2023	100	62	58	43	48	108	74	69	48	64	42	71	162	▲	787
Concealed Handgun Permits	2024	34	44	-	-	-	-	-	-	-	-	-	-	78	11%	78
	2023	23	47	51	18	53	22	19	24	22	13	29	17	70	▲	338
Miscellaneous/ Other	2024	5	12	-	-	-	-	-	-	-	-	-	-	17	13%	17
	2023	9	6	30	14	3	11	9	16	8	4	7	7	15	▲	124
Others	2024	-	-	-	-	-	-	-	-	-	-	-	-	0	-100%	0
	2023	1	-	-	-	-	-	-	-	-	-	-	-	1	▼	1

Dispositions by Case Category

Case Categories		Jan	Feb	Mar	Apr	May	Jun	Jul	Aug	Sep	Oct	Nov	Dec	Thru Feb	% Change	Total
Contested Divorce	2024	3	2	-	-	-	-	-	-	-	-	-	-	5	67%	5
	2023	-	3	2	1	2	1	1	1	3	2	2	-	3	▲	18
Domestic and Family - Level 1	2024	4	2	-	-	-	-	-	-	-	-	-	-	6	-63%	6
	2023	16	-	1	-	-	1	1	6	2	11	-	3	16	▼	41
Domestic and Family - Level 2	2024	3	-	-	-	-	-	-	-	-	-	-	-	3	0%	3
	2023	2	1	1	2	2	1	-	1	-	2	1	-	3	↔	13
Felonies and Related Matters	2024	59	66	-	-	-	-	-	-	-	-	-	-	125	4%	125
	2023	76	44	43	32	35	61	49	46	29	29	26	48	120	▲	518
General Civil - Level 1	2024	-	-	-	-	-	-	-	-	-	-	-	-	0	0	0
	2023	-	-	-	-	-	-	-	-	1	-	-	1	0	↔	2
General Civil - Level 2	2024	3	2	-	-	-	-	-	-	-	-	-	-	5	400%	5
	2023	-	1	-	4	-	1	2	3	3	1	1	2	1	▲	18
General Civil - Level 3	2024	4	5	-	-	-	-	-	-	-	-	-	-	9	50%	9
	2023	4	2	1	3	3	-	4	-	3	4	3	-	6	▲	27
Miscellaneous Civil	2024	39	56	-	-	-	-	-	-	-	-	-	-	95	13%	95
	2023	31	53	78	29	56	32	28	40	29	16	35	24	84	▲	451
Misdemeanor	2024	23	35	-	-	-	-	-	-	-	-	-	-	58	41%	58
	2023	23	18	14	7	10	46	21	23	16	31	13	20	41	▲	242
Other	2024	-	1	-	-	-	-	-	-	-	-	-	-	1	-50%	1
	2023	2	-	1	-	-	-	-	-	-	1	-	-	2	▼	4
Other Criminally Related Matters	2024	-	4	-	-	-	-	-	-	-	-	-	-	4	300%	4
	2023	1	-	1	4	3	1	4	-	3	4	3	3	1	▲	27
Probates/Wills & Trusts - Level 2	2024	1	-	-	-	-	-	-	-	-	-	-	-	1	1	1
	2023	-	-	1	1	-	-	1	1	-	-	-	-	0	↔	4
Protective Orders	2024	-	-	-	-	-	-	-	-	-	-	-	-	0	-100%	0
	2023	-	1	-	1	-	1	2	1	-	1	1	1	1	▼	9
Uncontested Divorce	2024	2	1	-	-	-	-	-	-	-	-	-	-	3	-40%	3
	2023	4	1	5	3	4	1	2	4	5	4	3	7	5	▼	43

PLN-CCMS-10.11 CASELOAD STATISTICS OF THE CIRCUIT COURTS

January 2023 -- February 2024 Dispositions


Alexandria and Fairfax Circuit are not Included in State Totals

Dashboard

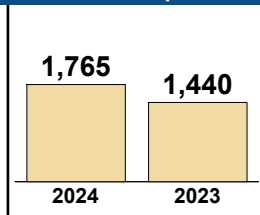
Court: Newport News Circuit
Start/End Date: Jan-23 / Feb-24
2023 Average Month: 797
Jan-Feb 2023: 1,440
Dispositions Trending: ▲

Circuit/Court ID: 7 207700
Type of Case: Dispositions
2024 Average Month: 883
Jan-Feb 2024 : 1,765
Overall AVG. Month: 810

Monthly Dispositions Summary



Jan --- Feb Dispositions



Dispositions by Division

Divisions		Jan	Feb	Mar	Apr	May	Jun	Jul	Aug	Sep	Oct	Nov	Dec	Thru Feb	% Change	Total
Total	2024	767	998	-	-	-	-	-	-	-	-	-	-	1,765	23%	1,765
	2023	718	722	926	765	822	1,009	788	822	697	850	705	744	1,440	▲	9,568
Civil	2024	95	388	-	-	-	-	-	-	-	-	-	-	483	116%	483
	2023	88	136	128	103	135	168	153	168	79	110	120	83	224	▲	1,471
Criminal	2024	321	299	-	-	-	-	-	-	-	-	-	-	620	-1%	620
	2023	302	325	369	327	304	455	274	362	348	386	265	340	627	▼	4,057
Concealed Handgun Permits	2024	161	166	-	-	-	-	-	-	-	-	-	-	327	-14%	327
	2023	210	171	269	226	233	239	219	109	121	172	196	149	381	▼	2,314
Miscellaneous/ Other	2024	188	144	-	-	-	-	-	-	-	-	-	-	332	61%	332
	2023	117	89	160	108	150	147	142	181	148	182	123	172	206	▲	1,719
Others	2024	2	1	-	-	-	-	-	-	-	-	-	-	3	50%	3
	2023	1	1	-	1	-	-	-	2	1	-	1	-	2	▲	7

Dispositions by Case Category

Case Categories		Jan	Feb	Mar	Apr	May	Jun	Jul	Aug	Sep	Oct	Nov	Dec	Thru Feb	% Change	Total
Administrative Law	2024	-	-	-	-	-	-	-	-	-	-	-	-	0	0	0
	2023	-	-	-	-	1	3	-	-	-	1	-	-	0	↔	5
Capital Murder	2024	-	-	-	-	-	-	-	-	-	-	-	-	0	0	0
	2023	-	-	-	-	-	1	-	-	-	-	-	-	0	↔	1
Contested Divorce	2024	10	15	-	-	-	-	-	-	-	-	-	-	25	19%	25
	2023	6	15	18	15	17	14	15	24	12	14	22	14	21	▲	186
Domestic and Family - Level 1	2024	6	9	-	-	-	-	-	-	-	-	-	-	15	-12%	15
	2023	6	11	26	5	12	22	11	16	5	18	22	7	17	▼	161
Domestic and Family - Level 2	2024	1	5	-	-	-	-	-	-	-	-	-	-	6	-50%	6
	2023	4	8	2	2	5	8	6	8	3	4	4	7	12	▼	61
Felonies and Related Matters	2024	173	152	-	-	-	-	-	-	-	-	-	-	325	0%	325
	2023	158	167	218	187	145	248	141	189	147	207	125	166	325	↔	2,098
General Civil	2024	-	2	-	-	-	-	-	-	-	-	-	-	2	2	2
	2023	-	-	-	-	-	-	-	-	-	-	-	-	0	↔	0
General Civil - Level 1	2024	7	292	-	-	-	-	-	-	-	-	-	-	299	687%	299
	2023	13	25	9	14	15	11	48	23	-	6	5	6	38	▲	175
General Civil - Level 2	2024	27	25	-	-	-	-	-	-	-	-	-	-	52	37%	52
	2023	15	23	24	13	23	63	14	19	19	14	22	19	38	▲	268
General Civil - Level 3	2024	4	20	-	-	-	-	-	-	-	-	-	-	24	-11%	24
	2023	17	10	13	15	15	17	15	12	5	11	10	7	27	▼	147
Miscellaneous Civil	2024	291	253	-	-	-	-	-	-	-	-	-	-	544	12%	544
	2023	262	225	332	295	310	303	301	221	203	284	297	297	487	▲	3,330
Misdemeanor	2024	75	75	-	-	-	-	-	-	-	-	-	-	150	-9%	150
	2023	77	88	101	72	74	96	56	84	83	102	63	80	165	▼	976
Other	2024	55	53	-	-	-	-	-	-	-	-	-	-	108	14%	108
	2023	61	34	92	35	70	61	59	68	63	69	22	23	95	▲	657
Other Criminally Related Matters	2024	74	76	-	-	-	-	-	-	-	-	-	-	150	-9%	150
	2023	79	86	52	77	87	110	80	90	124	80	83	94	165	▼	1,042
Probates/Wills & Trusts - Level 1	2024	-	-	-	-	-	-	-	-	-	-	-	-	0	-100%	0
	2023	-	1	-	-	-	-	-	-	-	-	-	-	1	▼	1
Probates/Wills & Trusts - Level 2	2024	4	1	-	-	-	-	-	-	-	-	-	-	5	400%	5
	2023	-	1	3	4	4	8	6	3	2	-	1	-	1	▲	32
Uncontested Divorce	2024	40	20	-	-	-	-	-	-	-	-	-	-	60	25%	60
	2023	20	28	36	31	44	44	36	65	31	40	29	24	48	▲	428

This report reflects data in the case management system. Numbers will update accordingly as reports are refreshed and posted.

PLN-CCMS-10.11 CASELOAD STATISTICS OF THE CIRCUIT COURTS

Hampton


January 2023 -- February 2024 Dispositions

Alexandria and Fairfax Circuit are not Included in State Totals

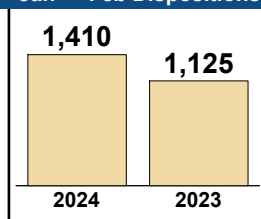
Dashboard

Court: Hampton Circuit
Circuit/Court ID: 8 208650
Start/End Date: Jan-23 / Feb-24
Type of Case: Dispositions
2023 Average Month: 638
2024 Average Month: 705
Jan-Feb 2023: 1,125
Jan-Feb 2024 : 1,410
Dispositions Trending: ▲
Overall AVG. Month: 648

Monthly Dispositions Summary



Jan --- Feb Dispositions



Dispositions by Division

Divisions		Jan	Feb	Mar	Apr	May	Jun	Jul	Aug	Sep	Oct	Nov	Dec	Thru Feb	% Change	Total
Total	2024	663	747	-	-	-	-	-	-	-	-	-	-	1,410	25%	1,410
	2023	627	498	784	681	620	708	635	750	577	638	626	515	1,125	▲	7,659
Civil	2024	151	104	-	-	-	-	-	-	-	-	-	-	255	77%	255
	2023	80	64	67	102	75	100	116	81	88	82	90	54	144	▲	999
Criminal	2024	285	397	-	-	-	-	-	-	-	-	-	-	682	31%	682
	2023	295	224	406	257	274	376	319	382	293	344	266	325	519	▲	3,761
Concealed Handgun Permits	2024	160	149	-	-	-	-	-	-	-	-	-	-	309	-16%	309
	2023	216	154	244	269	210	152	119	212	139	153	224	84	370	▼	2,176
Miscellaneous/ Other	2024	67	97	-	-	-	-	-	-	-	-	-	-	164	78%	164
	2023	36	56	66	53	61	80	81	74	57	58	44	51	92	▲	717
Others	2024	-	-	-	-	-	-	-	-	-	-	-	-	0	0	0
	2023	-	-	1	-	-	-	-	1	-	1	2	1	0	↔	6

Dispositions by Case Category

Case Categories		Jan	Feb	Mar	Apr	May	Jun	Jul	Aug	Sep	Oct	Nov	Dec	Thru Feb	% Change	Total
Administrative Law	2024	-	1	-	-	-	-	-	-	-	-	-	-	1	1	1
	2023	-	-	-	1	-	2	-	-	-	-	-	-	0	↔	3
Capital Murder	2024	-	-	-	-	-	-	-	-	-	-	-	-	0	0	0
	2023	-	-	-	-	-	-	-	-	-	1	-	-	0	↔	1
Contested Divorce	2024	30	12	-	-	-	-	-	-	-	-	-	-	42	121%	42
	2023	11	8	5	13	12	13	19	3	7	11	13	3	19	▲	118
Domestic and Family - Level 1	2024	11	10	-	-	-	-	-	-	-	-	-	-	21	-13%	21
	2023	19	5	5	12	14	10	9	11	11	8	12	10	24	▼	126
Domestic and Family - Level 2	2024	4	1	-	-	-	-	-	-	-	-	-	-	5	67%	5
	2023	2	1	3	5	-	-	5	4	4	-	1	2	3	▲	27
Felonies and Related Matters	2024	117	193	-	-	-	-	-	-	-	-	-	-	310	6%	310
	2023	170	123	215	151	130	144	148	187	153	129	103	139	293	▲	1,792
General Civil	2024	-	-	-	-	-	-	-	-	-	-	-	-	0	0	0
	2023	-	-	-	-	1	-	-	-	-	-	-	-	0	↔	1
General Civil - Level 1	2024	2	-	-	-	-	-	-	-	-	-	-	-	2	2	2
	2023	-	-	-	1	-	1	-	-	1	1	2	1	0	↔	7
General Civil - Level 2	2024	25	19	-	-	-	-	-	-	-	-	-	-	44	33%	44
	2023	19	14	13	17	19	13	17	12	10	6	20	10	33	▲	170
General Civil - Level 3	2024	12	21	-	-	-	-	-	-	-	-	-	-	33	65%	33
	2023	10	10	15	19	10	30	6	9	21	18	15	4	20	▲	167
Miscellaneous Civil	2024	195	205	-	-	-	-	-	-	-	-	-	-	400	-7%	400
	2023	248	180	267	298	243	200	169	256	179	190	253	117	428	▼	2,600
Misdemeanor	2024	73	128	-	-	-	-	-	-	-	-	-	-	201	42%	201
	2023	77	65	121	74	73	104	71	97	76	83	79	109	142	▲	1,029
Other	2024	30	36	-	-	-	-	-	-	-	-	-	-	66	106%	66
	2023	3	29	39	23	25	31	30	31	18	25	19	20	32	▲	293
Other Criminally Related Matters	2024	113	84	-	-	-	-	-	-	-	-	-	-	197	103%	197
	2023	54	43	88	41	72	140	101	128	78	139	86	78	97	▲	1,048
Probates/Wills & Trusts - Level 1	2024	-	1	-	-	-	-	-	-	-	-	-	-	1	1	1
	2023	-	-	-	1	-	-	1	-	-	-	-	-	0	↔	2
Probates/Wills & Trusts - Level 2	2024	6	2	-	-	-	-	-	-	-	-	-	-	8	14%	8
	2023	4	3	1	3	1	3	3	2	2	3	1	4	7	▲	30
Uncontested Divorce	2024	45	34	-	-	-	-	-	-	-	-	-	-	79	193%	79
	2023	10	17	12	22	20	17	56	10	17	24	22	18	27	▲	245

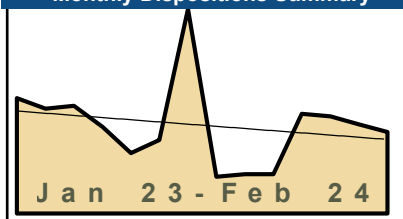
This report reflects data in the case management system. Numbers will update accordingly as reports are refreshed and posted.

Dashboard

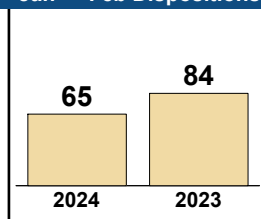
Court: Charles City Circuit
Start/End Date: Jan-23 / Feb-24
2023 Average Month: 34
Jan-Feb 2023: 84
Dispositions Trending: ▼

Circuit/Court ID: 9 209036
Type of Case: Dispositions
2024 Average Month:33
Jan-Feb 2024 : 65
Overall AVG. Month: 34

Monthly Dispositions Summary



Jan --- Feb Dispositions



Dispositions by Division

Divisions	Year	Jan	Feb	Mar	Apr	May	Jun	Jul	Aug	Sep	Oct	Nov	Dec	Thru Feb	% Change	Total
Total	2024	34	31	-	-	-	-	-	-	-	-	-	-	65	-23%	65
	2023	44	40	41	33	23	28	78	14	15	15	38	37	84	▼	406
Civil	2024	1	7	-	1	-	8	26	2	5	2	7	2	8	14%	8
	2023	3	4	-	1	-	8	26	2	5	2	7	2	7	▲	60
Criminal	2024	7	1	-	-	-	-	-	-	-	-	-	-	8	-47%	8
	2023	11	4	8	6	8	3	6	1	2	3	16	7	15	▼	75
Concealed Handgun Permits	2024	19	17	-	-	-	-	-	-	-	-	-	-	36	-20%	36
	2023	17	28	24	25	11	12	12	9	5	8	13	13	45	▼	177
Miscellaneous/ Other	2024	7	6	-	-	-	-	-	-	-	-	-	-	13	-24%	13
	2023	13	4	9	1	4	5	34	2	3	2	2	15	17	▼	94

Dispositions by Case Category

Case Categories	Year	Jan	Feb	Mar	Apr	May	Jun	Jul	Aug	Sep	Oct	Nov	Dec	Thru Feb	% Change	Total
Administrative Law	2024	-	1	-	-	-	-	-	-	-	-	-	-	1	1	1
	2023	-	-	-	-	-	-	-	-	-	-	-	-	0	↔	0
Contested Divorce	2024	1	-	-	-	-	-	-	-	-	-	-	-	1	0%	1
	2023	-	1	-	-	-	1	3	-	-	-	1	-	1	↔	6
Domestic and Family - Level 1	2024	-	-	-	-	-	-	-	-	-	-	-	-	0	0	0
	2023	-	-	-	-	-	-	6	-	1	1	-	-	0	↔	8
Domestic and Family - Level 2	2024	-	-	-	-	-	-	-	-	-	-	-	-	0	-100%	0
	2023	-	1	-	-	-	-	-	1	-	-	-	1	1	▼	3
Felonies and Related Matters	2024	5	1	-	-	-	-	-	-	-	-	-	-	6	-45%	6
	2023	8	3	6	4	7	2	4	1	2	1	12	5	11	▼	55
General Civil - Level 1	2024	-	-	-	-	-	-	-	-	-	-	-	-	0	0	0
	2023	-	-	-	-	-	-	-	-	-	-	-	1	0	↔	1
General Civil - Level 2	2024	-	4	-	-	-	-	-	-	-	-	-	-	4	100%	4
	2023	2	-	1	-	-	5	6	-	2	1	1	2	2	▲	20
General Civil - Level 3	2024	-	1	-	-	-	-	-	-	-	-	-	-	1	-50%	1
	2023	2	-	1	1	-	1	1	-	-	-	1	-	2	▼	6
Miscellaneous Civil	2024	26	22	-	-	-	-	-	-	-	-	-	-	48	-19%	48
	2023	27	32	32	26	15	13	48	11	8	10	15	24	59	▼	261
Misdemeanor	2024	2	-	-	-	-	-	-	-	-	-	-	-	2	0%	2
	2023	1	1	1	2	1	1	1	-	1	2	-	2	2	↔	13
Other	2024	-	-	-	-	-	-	-	-	-	-	-	-	0	-100%	0
	2023	-	1	-	-	-	-	1	-	1	-	-	3	1	▼	6
Other Criminally Related Matters	2024	-	-	-	-	-	-	-	-	-	-	-	-	0	-100%	0
	2023	2	-	1	-	-	-	1	-	-	-	4	-	2	▼	8
Probates/Wills & Trusts - Level 2	2024	-	-	-	-	-	-	-	-	-	-	-	-	0	0	0
	2023	-	-	-	-	-	1	-	-	-	-	-	-	0	↔	1
Uncontested Divorce	2024	-	2	-	-	-	-	-	-	-	-	-	-	2	-33%	2
	2023	2	1	-	-	-	4	7	1	-	-	3	-	3	▼	18

PLN-CCMS-10.11 CASELOAD STATISTICS OF THE CIRCUIT COURTS

Gloucester

January 2023 -- February 2024 Dispositions

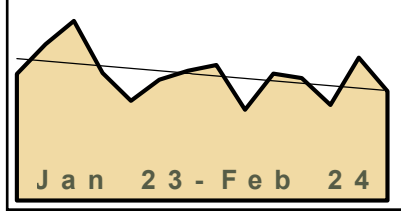
Alexandria and Fairfax Circuit are not Included in State Totals

Dashboard

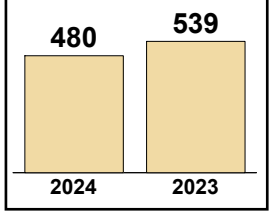
Court: Gloucester Circuit
Start/End Date: Jan-23 / Feb-24
2023 Average Month: 240
Jan-Feb 2023: 539
Dispositions Trending: ▼

Circuit/Court ID: 9 209073
Type of Case: Dispositions
2024 Average Month: 240
Jan-Feb 2024 : 480
Overall AVG. Month: 240

Monthly Dispositions Summary



Jan --- Feb Dispositions



Dispositions by Division

Divisions		Jan	Feb	Mar	Apr	May	Jun	Jul	Aug	Sep	Oct	Nov	Dec	Thru Feb	% Change	Total
Total	2024	272	208	-	-	-	-	-	-	-	-	-	-	480	-11%	480
	2023	241	298	342	243	190	230	247	258	173	242	233	182	539	▼	2,879
Civil	2024	28	16	-	-	-	-	-	-	-	-	-	-	44	26%	44
	2023	11	24	49	11	12	17	31	40	18	25	32	29	35	▲	299
Criminal	2024	71	88	-	-	-	-	-	-	-	-	-	-	159	-2%	159
	2023	66	97	99	70	57	101	74	88	68	70	104	60	163	▼	954
Concealed Handgun Permits	2024	117	62	-	-	-	-	-	-	-	-	-	-	179	-14%	179
	2023	110	98	115	121	93	67	87	77	44	85	45	68	208	▼	1,010
Miscellaneous/ Other	2024	56	42	-	-	-	-	-	-	-	-	-	-	98	-26%	98
	2023	54	79	77	39	28	45	55	53	43	62	52	25	133	▼	612
Others	2024	-	-	-	-	-	-	-	-	-	-	-	-	0	0	0
	2023	-	-	2	2	-	-	-	-	-	-	-	-	0	↔	4

Dispositions by Case Category

Case Categories		Jan	Feb	Mar	Apr	May	Jun	Jul	Aug	Sep	Oct	Nov	Dec	Thru Feb	% Change	Total
Contested Divorce	2024	2	1	-	-	-	-	-	-	-	-	-	-	3	50%	3
	2023	2	-	8	-	1	-	4	8	-	-	5	4	2	▲	32
Domestic and Family - Level 1	2024	1	7	-	-	-	-	-	-	-	-	-	-	8	300%	8
	2023	-	2	7	3	-	3	3	6	1	8	4	2	2	▲	39
Domestic and Family - Level 2	2024	2	-	-	-	-	-	-	-	-	-	-	-	2	0%	2
	2023	-	2	3	-	-	1	7	3	1	-	-	4	2	↔	21
Felonies and Related Matters	2024	43	71	-	-	-	-	-	-	-	-	-	-	114	-11%	114
	2023	42	86	83	55	39	70	55	52	46	44	72	39	128	▼	683
General Civil - Level 1	2024	-	-	-	-	-	-	-	-	-	-	-	-	0	0	0
	2023	-	-	-	-	-	1	-	-	-	-	-	-	0	↔	1
General Civil - Level 2	2024	5	3	-	-	-	-	-	-	-	-	-	-	8	-11%	8
	2023	3	6	5	4	1	8	2	2	1	6	6	4	9	▼	48
General Civil - Level 3	2024	4	1	-	-	-	-	-	-	-	-	-	-	5	-67%	5
	2023	4	11	6	3	3	2	1	9	8	4	3	2	15	▼	56
Miscellaneous Civil	2024	140	73	-	-	-	-	-	-	-	-	-	-	213	-17%	213
	2023	124	134	158	131	102	85	103	96	64	110	70	77	258	▼	1,254
Misdemeanor	2024	25	14	-	-	-	-	-	-	-	-	-	-	39	18%	39
	2023	23	10	10	10	18	25	16	36	19	18	28	15	33	▲	228
Other	2024	37	30	-	-	-	-	-	-	-	-	-	-	67	-18%	67
	2023	39	43	33	32	18	26	39	36	22	36	27	19	82	▼	370
Other Criminally Related Matters	2024	3	3	-	-	-	-	-	-	-	-	-	-	6	100%	6
	2023	1	2	6	5	-	6	3	1	3	8	4	6	3	▲	45
Probates/Wills & Trusts - Level 2	2024	1	1	-	-	-	-	-	-	-	-	-	-	2	100%	2
	2023	-	1	-	-	-	-	1	-	-	3	1	1	1	▲	7
Protective Orders	2024	-	1	-	-	-	-	-	-	-	-	-	-	1	1	1
	2023	-	-	-	-	-	-	-	-	-	-	-	-	0	↔	0
Uncontested Divorce	2024	9	3	-	-	-	-	-	-	-	-	-	-	12	200%	12
	2023	3	1	23	-	8	3	13	9	8	5	13	9	4	▲	95

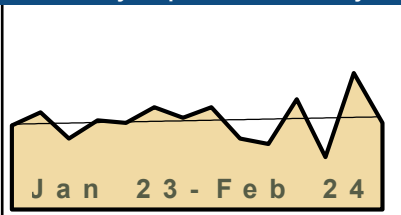
This report reflects data in the case management system. Numbers will update accordingly as reports are refreshed and posted.

Dashboard

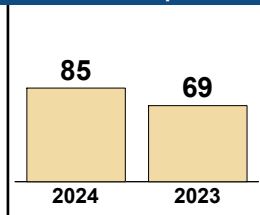
Court: King & Queen Circuit
Start/End Date: Jan-23 / Feb-24
2023 Average Month: 33
Jan-Feb 2023: 69
Dispositions Trending: ▲

Circuit/Court ID: 9 209097
Type of Case: Dispositions
2024 Average Month: 43
Jan-Feb 2024 : 85
Overall AVG. Month: 34

Monthly Dispositions Summary



Jan --- Feb Dispositions



Dispositions by Division

Divisions		Jan	Feb	Mar	Apr	May	Jun	Jul	Aug	Sep	Oct	Nov	Dec	Thru Feb	% Change	Total
Total	2024	52	33	-	-	-	-	-	-	-	-	-	-	85	23%	85
	2023	32	37	27	34	33	39	35	39	27	25	42	20	69	▲	390
Civil	2024	8	1	-	-	-	-	-	-	-	-	-	-	9	125%	9
	2023	3	1	6	-	1	4	4	5	6	3	2	2	4	▲	37
Criminal	2024	8	21	-	-	-	-	-	-	-	-	-	-	29	26%	29
	2023	10	13	1	14	9	11	21	14	7	11	14	2	23	▲	127
Concealed Handgun Permits	2024	26	11	-	-	-	-	-	-	-	-	-	-	37	3%	37
	2023	16	20	17	18	18	17	8	15	10	9	23	15	36	▲	186
Miscellaneous/ Other	2024	10	-	-	-	-	-	-	-	-	-	-	-	10	67%	10
	2023	3	3	3	2	5	7	2	5	4	2	3	1	6	▲	40

Dispositions by Case Category

Case Categories		Jan	Feb	Mar	Apr	May	Jun	Jul	Aug	Sep	Oct	Nov	Dec	Thru Feb	% Change	Total
Contested Divorce	2024	-	-	-	-	-	-	1	-	-	1	1	-	0	0	0
	2023	-	-	-	-	-	-	-	-	-	-	-	-	0	↔	3
Domestic and Family - Level 1	2024	-	-	-	-	-	-	-	-	-	-	-	-	0	0	0
	2023	-	-	7	-	-	-	-	2	-	-	-	-	0	↔	9
Domestic and Family - Level 2	2024	-	-	-	-	-	-	-	-	-	-	-	-	0	-100%	0
	2023	-	1	-	-	-	1	-	-	5	-	-	-	1	▼	7
Felonies and Related Matters	2024	4	15	-	-	-	-	-	-	-	-	-	-	19	36%	19
	2023	6	8	1	7	6	8	14	5	7	7	12	1	14	▲	82
General Civil - Level 2	2024	2	-	-	-	-	-	-	-	-	-	-	-	2	-33%	2
	2023	3	-	-	-	-	2	-	1	-	1	1	-	3	▼	8
General Civil - Level 3	2024	2	1	-	-	-	-	-	-	-	-	-	-	3	3	3
	2023	-	-	-	-	-	-	-	2	-	1	-	1	0	↔	4
Miscellaneous Civil	2024	34	11	-	-	-	-	-	-	-	-	-	-	45	7%	45
	2023	19	23	19	20	23	24	9	19	14	11	24	16	42	▲	221
Misdemeanor	2024	4	3	-	-	-	-	-	-	-	-	-	-	7	75%	7
	2023	1	3	-	1	3	2	5	7	1	3	2	1	4	▲	29
Other	2024	-	-	-	-	-	-	-	-	-	-	-	-	0	0	0
	2023	-	-	-	-	-	-	-	-	-	-	1	-	0	↔	1
Other Criminally Related Matters	2024	-	3	-	-	-	-	-	-	-	-	-	-	3	-40%	3
	2023	3	2	-	6	-	1	2	2	-	1	-	1	5	▼	18
Probates/Wills & Trusts - Level 2	2024	1	-	-	-	-	-	-	-	-	-	-	-	1	1	1
	2023	-	-	-	-	-	-	-	-	-	-	-	-	0	↔	0
Uncontested Divorce	2024	5	-	-	-	-	-	-	-	-	-	-	-	5	5	5
	2023	-	-	-	-	1	1	4	1	-	-	1	-	0	↔	8

PLN-CCMS-10.11 CASELOAD STATISTICS OF THE CIRCUIT COURTS

King William

January 2023 -- February 2024 Dispositions


Alexandria and Fairfax Circuit are not Included in State Totals

Dashboard

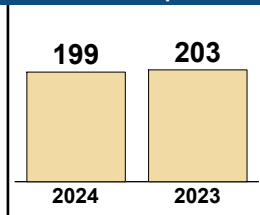
Court: King William Circuit
Start/End Date: Jan-23 / Feb-24
2023 Average Month: 95
Jan-Feb 2023: 203
Dispositions Trending: ↔

Circuit/Court ID: 9 209101
Type of Case: Dispositions
2024 Average Month: 100
Jan-Feb 2024 : 199
Overall AVG. Month: 95

Monthly Dispositions Summary



Jan --- Feb Dispositions



Dispositions by Division

Divisions		Jan	Feb	Mar	Apr	May	Jun	Jul	Aug	Sep	Oct	Nov	Dec	Thru Feb	% Change	Total
Total	2024	90	109	-	-	-	-	-	-	-	-	-	-	199	-2%	199
	2023	114	89	75	130	74	106	64	69	119	78	77	139	203	▼	1,134
Civil	2024	11	5	-	-	-	-	-	-	-	-	-	-	16	14%	16
	2023	6	8	6	3	9	5	9	5	14	7	6	12	14	▲	90
Criminal	2024	20	31	-	-	-	-	-	-	-	-	-	-	51	24%	51
	2023	22	19	17	43	20	24	14	10	42	11	21	12	41	▲	255
Concealed Handgun Permits	2024	44	53	-	-	-	-	-	-	-	-	-	-	97	-6%	97
	2023	58	45	38	60	27	59	23	25	40	38	37	45	103	▼	495
Miscellaneous/ Other	2024	15	20	-	-	-	-	-	-	-	-	-	-	35	-22%	35
	2023	28	17	14	24	18	18	18	29	23	22	13	70	45	▼	294

Dispositions by Case Category

Case Categories		Jan	Feb	Mar	Apr	May	Jun	Jul	Aug	Sep	Oct	Nov	Dec	Thru Feb	% Change	Total
Capital Murder	2024	-	-	-	-	1	-	-	-	-	-	-	-	0	0	0
	2023	-	-	-	-	-	-	-	-	-	-	-	-	0	↔	1
Contested Divorce	2024	1	1	-	-	-	-	-	-	-	-	-	-	2	100%	2
	2023	1	-	-	-	1	1	-	1	-	-	-	3	1	▲	7
Domestic and Family - Level 1	2024	3	-	-	-	-	-	-	-	-	-	-	-	3	50%	3
	2023	1	1	-	1	-	-	1	-	3	4	1	-	2	▲	12
Domestic and Family - Level 2	2024	-	1	-	-	-	-	-	-	-	-	-	-	1	0%	1
	2023	1	-	-	-	1	1	1	-	3	-	-	-	1	↔	7
Felonies and Related Matters	2024	17	22	-	-	-	-	-	-	-	-	-	-	39	30%	39
	2023	18	12	16	35	12	17	5	6	21	4	7	4	30	▲	157
General Civil - Level 1	2024	-	-	-	-	-	-	-	-	-	-	-	-	0	0	0
	2023	-	-	-	-	-	-	-	-	1	-	-	-	0	↔	1
General Civil - Level 2	2024	-	1	-	-	-	-	-	-	-	-	-	-	1	0%	1
	2023	-	1	2	-	4	2	1	-	2	1	1	-	1	↔	14
General Civil - Level 3	2024	4	1	-	-	-	-	-	-	-	-	-	-	5	0%	5
	2023	-	5	2	3	1	1	3	2	1	1	3	5	5	↔	27
Miscellaneous Civil	2024	46	64	-	-	-	-	-	-	-	-	-	-	110	-2%	110
	2023	64	48	44	70	38	65	28	43	50	46	45	56	112	▼	597
Misdemeanor	2024	2	9	-	-	-	-	-	-	-	-	-	-	11	120%	11
	2023	3	2	1	7	4	6	8	3	15	5	14	3	5	▲	71
Other	2024	13	8	-	-	-	-	-	-	-	-	-	-	21	-42%	21
	2023	22	14	8	13	8	11	12	11	14	13	5	59	36	▼	190
Other Criminally Related Matters	2024	1	-	-	-	-	-	-	-	-	-	-	-	1	-83%	1
	2023	1	5	-	1	3	1	1	1	6	2	-	5	6	▼	26
Probates/Wills & Trusts - Level 2	2024	-	-	-	-	-	-	-	-	-	-	-	-	0	0	0
	2023	-	-	-	-	-	-	-	1	-	-	-	-	0	↔	1
Uncontested Divorce	2024	3	2	-	-	-	-	-	-	-	-	-	-	5	25%	5
	2023	3	1	2	-	1	1	4	1	3	2	1	4	4	▲	23

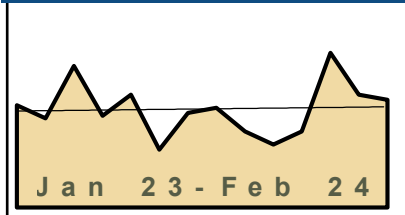
This report reflects data in the case management system. Numbers will update accordingly as reports are refreshed and posted.

Dashboard

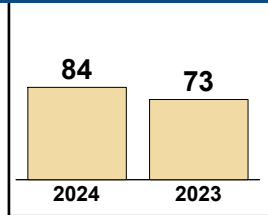
Court: Mathews Circuit
Start/End Date: Jan-23 / Feb-24
2023 Average Month: 37
Jan-Feb 2023: 73
Dispositions Trending: ▲

Circuit/Court ID: 9 209115
Type of Case: Dispositions
2024 Average Month: 42
Jan-Feb 2024 : 84
Overall AVG. Month: 38

Monthly Dispositions Summary



Jan --- Feb Dispositions



Dispositions by Division

Divisions		Jan	Feb	Mar	Apr	May	Jun	Jul	Aug	Sep	Oct	Nov	Dec	Thru Feb	% Change	Total
Total	2024	43	41	-	-	-	-	-	-	-	-	-	-	84	15%	84
	2023	39	34	54	35	43	22	36	38	29	24	29	59	73	▲	442
Civil	2024	13	6	-	-	-	-	-	-	-	-	-	-	19	138%	19
	2023	3	5	9	3	7	2	7	6	-	-	6	7	8	▲	55
Criminal	2024	3	6	-	-	-	-	-	-	-	-	-	-	9	-31%	9
	2023	10	3	14	23	6	2	10	8	7	3	6	21	13	▼	113
Concealed Handgun Permits	2024	21	27	-	-	-	-	-	-	-	-	-	-	48	26%	48
	2023	18	20	18	8	21	15	15	18	18	16	14	22	38	▲	203
Miscellaneous/ Other	2024	6	2	-	-	-	-	-	-	-	-	-	-	8	-43%	8
	2023	8	6	13	1	9	3	4	6	4	5	3	9	14	▼	71

Dispositions by Case Category


Case Categories		Jan	Feb	Mar	Apr	May	Jun	Jul	Aug	Sep	Oct	Nov	Dec	Thru Feb	% Change	Total
Contested Divorce	2024	1	-	-	-	-	-	-	-	-	-	-	-	1	1	1
	2023	-	-	1	-	1	-	1	-	-	-	-	1	1	0	↔
Domestic and Family - Level 1	2024	1	5	-	-	-	-	-	-	-	-	-	-	6	50%	6
	2023	-	4	-	-	-	-	-	-	-	-	-	-	4	▲	4
Domestic and Family - Level 2	2024	-	-	-	-	-	-	-	-	-	-	-	-	0	0	0
	2023	-	-	2	-	-	-	-	-	-	-	1	-	0	↔	3
Felonies and Related Matters	2024	2	5	-	-	-	-	-	-	-	-	-	-	7	17%	7
	2023	4	2	8	16	2	1	6	5	5	3	6	12	6	▲	70
General Civil - Level 1	2024	1	-	-	-	-	-	-	-	-	-	-	-	1	1	1
	2023	-	-	-	-	-	-	-	-	-	-	-	-	0	↔	0
General Civil - Level 2	2024	3	1	-	-	-	-	-	-	-	-	-	-	4	33%	4
	2023	2	1	-	-	3	-	-	-	-	-	-	1	3	▲	7
General Civil - Level 3	2024	4	-	-	-	-	-	-	-	-	-	-	-	4	100%	4
	2023	1	1	2	-	-	1	6	1	-	-	3	4	2	▲	19
Miscellaneous Civil	2024	27	28	-	-	-	-	-	-	-	-	-	-	55	12%	55
	2023	24	25	31	10	30	18	18	24	21	21	17	30	49	▲	269
Misdemeanor	2024	-	1	-	-	-	-	-	-	-	-	-	-	1	0%	1
	2023	-	1	4	7	4	1	4	3	1	-	-	6	1	↔	31
Other	2024	1	1	-	-	-	-	-	-	-	-	-	-	2	2	2
	2023	-	-	-	-	-	1	1	-	1	-	-	1	0	↔	4
Other Criminally Related Matters	2024	1	-	-	-	-	-	-	-	-	-	-	-	1	-83%	1
	2023	6	-	2	2	-	-	-	-	1	-	-	3	6	▼	14
Probates/Wills & Trusts - Level 2	2024	-	-	-	-	-	-	-	-	-	-	-	-	0	0	0
	2023	-	-	-	-	2	-	-	1	-	-	1	-	0	↔	4
Protective Orders	2024	-	-	-	-	-	-	-	-	-	-	-	-	0	0	0
	2023	-	-	1	-	-	-	-	-	-	-	-	-	0	↔	1
Uncontested Divorce	2024	2	-	-	-	-	-	-	-	-	-	-	-	2	0%	2
	2023	2	-	3	-	1	-	-	4	-	-	-	1	2	↔	11

Dashboard

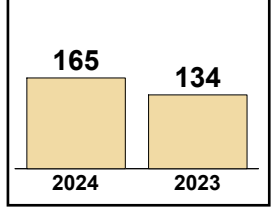
Court: Middlesex Circuit
Start/End Date: Jan-23 / Feb-24
2023 Average Month: 51
Jan-Feb 2023: 134
Dispositions Trending: ▲

Circuit/Court ID: 9 209119
Type of Case: Dispositions
2024 Average Month: 83
Jan-Feb 2024 : 165
Overall AVG. Month: 56

Monthly Dispositions Summary



Jan --- Feb Dispositions



Dispositions by Division

Divisions		Jan	Feb	Mar	Apr	May	Jun	Jul	Aug	Sep	Oct	Nov	Dec	Thru Feb	% Change	Total
Total	2024	78	87	-	-	-	-	-	-	-	-	-	-	165	23%	165
	2023	67	67	87	42	76	35	45	53	53	36	42	13	134	▲	616
Civil	2024	15	4	-	-	-	-	-	-	-	-	-	-	19	58%	19
	2023	4	8	12	5	13	2	7	7	5	10	3	5	12	▲	81
Criminal	2024	23	52	-	-	-	-	-	-	-	-	-	-	75	53%	75
	2023	29	20	31	7	35	7	7	20	17	11	14	-	49	▲	198
Concealed Handgun Permits	2024	37	26	-	-	-	-	-	-	-	-	-	-	63	9%	63
	2023	30	28	38	22	24	22	21	23	21	11	20	5	58	▲	265
Miscellaneous/ Other	2024	3	5	-	-	-	-	-	-	-	-	-	-	8	-47%	8
	2023	4	11	6	8	3	4	9	3	9	4	5	3	15	▼	69
Others	2024	-	-	-	-	-	-	-	-	-	-	-	-	0	0	0
	2023	-	-	-	-	1	-	1	-	1	-	-	-	0	↔	3

Dispositions by Case Category

Case Categories		Jan	Feb	Mar	Apr	May	Jun	Jul	Aug	Sep	Oct	Nov	Dec	Thru Feb	% Change	Total
Capital Murder	2024	-	-	-	-	-	-	-	-	-	-	-	-	0	0	0
	2023	-	-	-	1	-	-	-	-	-	-	-	-	0	↔	1
Contested Divorce	2024	2	-	-	-	-	-	-	-	-	-	-	-	2	2	2
	2023	-	-	3	-	1	-	1	2	2	-	-	3	0	↔	12
Domestic and Family - Level 1	2024	2	-	-	-	-	-	-	-	-	-	-	-	2	2	2
	2023	-	-	4	-	-	1	-	-	-	2	-	-	0	↔	7
Domestic and Family - Level 2	2024	-	1	-	-	-	-	-	-	-	-	-	-	1	1	1
	2023	-	-	-	-	-	-	-	1	-	-	-	-	0	↔	1
Felonies and Related Matters	2024	12	38	-	-	-	-	-	-	-	-	-	-	50	52%	50
	2023	20	13	10	3	23	7	6	7	13	5	6	-	33	▲	113
General Civil - Level 1	2024	-	-	-	-	-	-	-	-	-	-	-	-	0	-100%	0
	2023	1	-	-	-	-	-	-	-	-	-	-	-	1	▼	1
General Civil - Level 2	2024	2	2	-	-	-	-	-	-	-	-	-	-	4	33%	4
	2023	2	1	1	1	-	-	2	1	-	2	2	-	3	▲	12
General Civil - Level 3	2024	2	1	-	-	-	-	-	-	-	-	-	-	3	-63%	3
	2023	2	6	-	4	4	1	2	1	-	2	2	-	8	▼	24
Miscellaneous Civil	2024	39	29	-	-	-	-	-	-	-	-	-	-	68	0%	68
	2023	31	37	43	29	27	25	27	23	26	14	24	7	68	↔	313
Misdemeanor	2024	10	10	-	-	-	-	-	-	-	-	-	-	20	25%	20
	2023	9	7	19	3	11	-	-	13	3	5	5	-	16	▲	75
Other	2024	1	2	-	-	-	-	-	-	-	-	-	-	3	-40%	3
	2023	2	3	1	-	1	1	3	4	6	3	-	1	5	▼	25
Other Criminally Related Matters	2024	2	4	-	-	-	-	-	-	-	-	-	-	6	6	6
	2023	-	-	2	1	1	-	1	-	1	1	3	-	0	↔	10
Probates/Wills & Trusts - Level 2	2024	1	-	-	-	-	-	-	-	-	-	-	-	1	1	1
	2023	-	-	2	-	-	-	-	-	1	1	-	1	0	↔	5
Protective Orders	2024	3	-	-	-	-	-	-	-	-	-	-	-	3	3	3
	2023	-	-	-	-	-	-	-	-	-	-	-	-	0	↔	0
Uncontested Divorce	2024	2	-	-	-	-	-	-	-	-	-	-	-	2	2	2
	2023	-	-	2	-	8	-	3	1	1	1	-	1	0	↔	17

PLN-CCMS-10.11 CASELOAD STATISTICS OF THE CIRCUIT COURTS

New Kent

January 2023 -- February 2024 Dispositions


Alexandria and Fairfax Circuit are not Included in State Totals

Dashboard

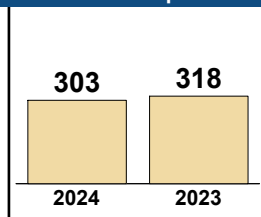
Court: New Kent Circuit
Start/End Date: Jan-23 / Feb-24
2023 Average Month: 157
Jan-Feb 2023: 318
Dispositions Trending: ▼

Circuit/Court ID: 9 209127
Type of Case: Dispositions
2024 Average Month: 152
Jan-Feb 2024 : 303
Overall AVG. Month: 156

Monthly Dispositions Summary



Jan --- Feb Dispositions



Dispositions by Division

Divisions		Jan	Feb	Mar	Apr	May	Jun	Jul	Aug	Sep	Oct	Nov	Dec	Thru Feb	% Change	Total
Total	2024	117	186	-	-	-	-	-	-	-	-	-	-	303	-5%	303
	2023	186	132	163	130	147	131	117	121	189	151	143	269	318	▼	1,879
Civil	2024	8	8	-	-	-	-	-	-	-	-	-	-	16	-54%	16
	2023	18	17	13	11	7	16	13	11	17	20	15	24	35	▼	182
Criminal	2024	49	51	-	-	-	-	-	-	-	-	-	-	100	9%	100
	2023	68	24	19	66	54	30	54	36	79	45	37	68	92	▲	580
Concealed Handgun Permits	2024	33	88	-	-	-	-	-	-	-	-	-	-	121	-17%	121
	2023	82	64	100	23	50	58	25	50	60	59	70	63	146	▼	704
Miscellaneous/ Other	2024	27	39	-	-	-	-	-	-	-	-	-	-	66	47%	66
	2023	18	27	31	30	36	27	25	24	33	27	21	113	45	▲	412
Others	2024	-	-	-	-	-	-	-	-	-	-	-	-	0	0	0
	2023	-	-	-	-	-	-	-	-	-	-	-	1	0	↔	1

Dispositions by Case Category

Case Categories		Jan	Feb	Mar	Apr	May	Jun	Jul	Aug	Sep	Oct	Nov	Dec	Thru Feb	% Change	Total
Contested Divorce	2024	-	2	-	-	-	-	-	-	-	-	-	-	2	-67%	2
	2023	4	2	2	4	-	2	1	1	-	1	1	5	6	▼	23
Domestic and Family - Level 1	2024	3	-	-	-	-	-	-	-	-	-	-	-	3	-63%	3
	2023	3	5	-	1	-	2	6	-	5	3	2	-	8	▼	27
Domestic and Family - Level 2	2024	-	-	-	-	-	-	-	-	-	-	-	-	0	-100%	0
	2023	-	2	1	-	-	-	2	1	4	3	3	2	2	▼	18
Felonies and Related Matters	2024	35	26	-	-	-	-	-	-	-	-	-	-	61	-6%	61
	2023	52	13	6	56	38	20	36	20	59	25	33	54	65	▼	412
General Civil - Level 2	2024	3	-	-	-	-	-	-	-	-	-	-	-	3	50%	3
	2023	-	2	2	-	-	4	1	1	2	5	5	8	2	▲	30
General Civil - Level 3	2024	1	1	-	-	-	-	-	-	-	-	-	-	2	-80%	2
	2023	7	3	4	3	-	1	1	4	3	2	-	5	10	▼	33
Miscellaneous Civil	2024	46	95	-	-	-	-	-	-	-	-	-	-	141	-12%	141
	2023	88	72	109	32	64	66	32	54	69	63	80	70	160	▼	799
Misdemeanor	2024	7	14	-	-	-	-	-	-	-	-	-	-	21	0%	21
	2023	11	10	8	10	15	9	16	8	19	17	4	13	21	↔	140
Other	2024	14	32	-	-	-	-	-	-	-	-	-	-	46	48%	46
	2023	12	19	22	21	22	19	18	20	24	22	11	108	31	▲	318
Other Criminally Related Matters	2024	7	11	-	-	-	-	-	-	-	-	-	-	18	200%	18
	2023	5	1	5	-	1	1	2	8	1	3	-	1	6	▲	28
Probates/Wills & Trusts - Level 1	2024	-	-	-	-	-	-	-	-	-	-	-	-	0	0	0
	2023	-	-	-	-	-	-	-	-	-	-	-	1	0	↔	1
Probates/Wills & Trusts - Level 2	2024	-	-	-	-	-	-	-	-	-	-	-	-	0	-100%	0
	2023	-	1	-	-	-	1	-	-	-	1	1	-	1	▼	4
Protective Orders	2024	-	-	-	-	-	-	-	-	-	-	-	-	0	-100%	0
	2023	-	1	-	-	-	-	-	-	-	2	-	-	1	▼	3
Uncontested Divorce	2024	1	5	-	-	-	-	-	-	-	-	-	-	6	20%	6
	2023	4	1	4	3	7	6	2	4	3	4	3	2	5	▲	43

This report reflects data in the case management system. Numbers will update accordingly as reports are refreshed and posted.

PLN-CCMS-10.11 CASELOAD STATISTICS OF THE CIRCUIT COURTS

York

January 2023 -- February 2024 Dispositions


Alexandria and Fairfax Circuit are not Included in State Totals

Dashboard

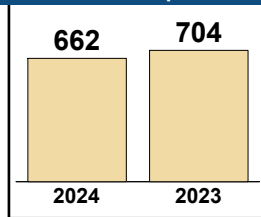
Court: York Circuit
Start/End Date: Jan-23 / Feb-24
2023 Average Month: 333
Jan-Feb 2023: 704
Dispositions Trending: ▼

Circuit/Court ID: 9 209199
Type of Case: Dispositions
2024 Average Month: 331
Jan-Feb 2024 : 662
Overall AVG. Month: 333

Monthly Dispositions Summary



Jan --- Feb Dispositions



Dispositions by Division

Divisions		Jan	Feb	Mar	Apr	May	Jun	Jul	Aug	Sep	Oct	Nov	Dec	Thru Feb	% Change	Total
Total	2024	398	264	-	-	-	-	-	-	-	-	-	-	662	-6%	662
	2023	380	324	437	360	312	400	234	383	299	299	282	284	704	▼	3,994
Civil	2024	53	27	-	-	-	-	-	-	-	-	-	-	80	1%	80
	2023	35	44	51	41	52	44	26	47	28	48	32	43	79	▲	491
Criminal	2024	158	78	-	-	-	-	-	-	-	-	-	-	236	20%	236
	2023	105	92	90	96	94	140	99	122	109	105	107	74	197	▲	1,233
Concealed Handgun Permits	2024	140	121	-	-	-	-	-	-	-	-	-	-	261	-22%	261
	2023	181	152	243	167	128	173	78	164	110	113	109	134	333	▼	1,752
Miscellaneous/ Other	2024	47	38	-	-	-	-	-	-	-	-	-	-	85	-11%	85
	2023	59	36	52	55	38	43	31	50	52	32	34	32	95	▼	514
Others	2024	-	-	-	-	-	-	-	-	-	-	-	-	0	0	0
	2023	-	-	1	1	-	-	-	-	-	-	1	-	1	0	↔

Dispositions by Case Category

Case Categories		Jan	Feb	Mar	Apr	May	Jun	Jul	Aug	Sep	Oct	Nov	Dec	Thru Feb	% Change	Total
Administrative Law	2024	-	-	-	-	-	-	-	-	-	-	-	-	0	0	0
	2023	-	-	-	2	-	-	-	-	-	-	-	-	1	0	↔
Contested Divorce	2024	5	1	-	-	-	-	-	-	-	-	-	-	6	-25%	6
	2023	4	4	2	1	6	1	3	5	3	7	4	8	8	▼	48
Domestic and Family - Level 1	2024	8	3	-	-	-	-	-	-	-	-	-	-	11	267%	11
	2023	-	3	11	3	3	2	-	5	2	6	2	7	3	▲	44
Domestic and Family - Level 2	2024	15	1	-	-	-	-	-	-	-	-	-	-	16	-6%	16
	2023	7	10	11	8	10	6	2	6	5	5	7	2	17	▼	79
Felonies and Related Matters	2024	100	45	-	-	-	-	-	-	-	-	-	-	145	53%	145
	2023	53	42	53	49	52	70	59	66	54	57	54	50	95	▲	659
General Civil - Level 1	2024	-	-	-	-	-	-	-	-	-	-	-	-	0	0	0
	2023	-	-	-	2	1	-	2	-	1	-	-	-	0	↔	6
General Civil - Level 2	2024	9	11	-	-	-	-	-	-	-	-	-	-	20	0%	20
	2023	10	10	12	8	8	10	2	6	7	9	4	6	20	↔	92
General Civil - Level 3	2024	5	6	-	-	-	-	-	-	-	-	-	-	11	-27%	11
	2023	4	11	8	6	3	5	5	7	4	6	6	6	15	▼	71
Miscellaneous Civil	2024	183	154	-	-	-	-	-	-	-	-	-	-	337	-19%	337
	2023	236	182	286	213	159	213	105	208	159	141	137	162	418	▼	2,201
Misdemeanor	2024	45	25	-	-	-	-	-	-	-	-	-	-	70	-26%	70
	2023	45	49	28	38	30	57	29	55	42	38	34	20	94	▼	465
Other	2024	2	-	-	-	-	-	-	-	-	-	-	-	2	-50%	2
	2023	2	2	1	5	5	1	-	2	-	3	1	3	4	▼	25
Other Criminally Related Matters	2024	13	8	-	-	-	-	-	-	-	-	-	-	21	163%	21
	2023	7	1	10	9	12	13	11	1	13	11	19	4	8	▲	111
Probates/Wills & Trusts - Level 1	2024	-	-	-	-	-	-	-	-	-	-	-	-	0	0	0
	2023	-	-	-	-	1	1	-	-	-	-	-	-	0	↔	2
Probates/Wills & Trusts - Level 2	2024	2	-	-	-	-	-	-	-	-	-	-	-	2	-75%	2
	2023	5	3	1	2	2	6	3	4	2	1	-	3	8	▼	32
Uncontested Divorce	2024	11	10	-	-	-	-	-	-	-	-	-	-	21	50%	21
	2023	7	7	14	14	20	15	13	18	7	15	14	12	14	▲	156

This report reflects data in the case management system. Numbers will update accordingly as reports are refreshed and posted.

PLN-CCMS-10.11 CASELOAD STATISTICS OF THE CIRCUIT COURTS

Williamsburg

January 2023 -- February 2024 Dispositions


Alexandria and Fairfax Circuit are not Included in State Totals

Dashboard

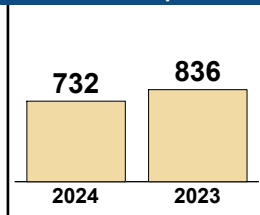
Court: Williamsburg Circuit
Start/End Date: Jan-23 / Feb-24
2023 Average Month: 342
Jan-Feb 2023: 836
Dispositions Trending: ▼

Circuit/Court ID: 9 209830
Type of Case: Dispositions
2024 Average Month: 366
Jan-Feb 2024 : 732
Overall AVG. Month: 345

Monthly Dispositions Summary



Jan --- Feb Dispositions



Dispositions by Division

Divisions		Jan	Feb	Mar	Apr	May	Jun	Jul	Aug	Sep	Oct	Nov	Dec	Thru Feb	% Change	Total
Total	2024	400	332	-	-	-	-	-	-	-	-	-	-	732	-12%	732
	2023	412	424	375	319	373	327	342	332	338	311	249	299	836	▼	4,101
Civil	2024	58	43	-	-	-	-	-	-	-	-	-	-	101	-19%	101
	2023	57	67	70	38	45	56	45	42	62	47	29	42	124	▼	600
Criminal	2024	105	71	-	-	-	-	-	-	-	-	-	-	176	0%	176
	2023	94	82	76	58	98	95	119	92	101	90	99	89	176	↔	1,093
Concealed Handgun Permits	2024	156	134	-	-	-	-	-	-	-	-	-	-	290	-14%	290
	2023	157	179	135	154	143	94	103	122	101	109	84	109	336	▼	1,490
Miscellaneous/ Other	2024	81	82	-	-	-	-	-	-	-	-	-	-	163	-19%	163
	2023	104	96	94	69	87	82	75	76	73	65	37	59	200	▼	917
Others	2024	-	2	-	-	-	-	-	-	-	-	-	-	2	2	2
	2023	-	-	-	-	-	-	-	-	1	-	-	-	0	↔	1

Dispositions by Case Category

Case Categories		Jan	Feb	Mar	Apr	May	Jun	Jul	Aug	Sep	Oct	Nov	Dec	Thru Feb	% Change	Total
Administrative Law	2024	-	-	-	-	-	-	-	-	-	-	-	-	0	-100%	0
	2023	-	2	2	-	-	-	-	-	-	-	-	-	2	▼	4
Capital Murder	2024	-	-	-	-	-	-	-	-	-	-	-	-	0	0	0
	2023	-	-	-	-	-	1	-	-	1	-	-	1	0	↔	3
Contested Divorce	2024	7	6	-	-	-	-	-	-	-	-	-	-	13	18%	13
	2023	5	6	10	7	6	6	4	8	5	5	3	3	11	▲	68
Domestic and Family - Level 1	2024	5	2	-	-	-	-	-	-	-	-	-	-	7	-46%	7
	2023	4	9	3	8	4	4	5	1	15	5	4	4	13	▼	66
Domestic and Family - Level 2	2024	4	1	-	-	-	-	-	-	-	-	-	-	5	0%	5
	2023	5	-	5	1	3	2	3	1	2	2	-	-	5	↔	24
Felonies and Related Matters	2024	47	37	-	-	-	-	-	-	-	-	-	-	84	-12%	84
	2023	52	43	34	39	50	43	79	44	53	50	50	54	95	▼	591
General Civil - Level 1	2024	-	1	-	-	-	-	-	-	-	-	-	-	1	-75%	1
	2023	3	1	-	1	1	1	-	-	-	1	-	1	4	▼	9
General Civil - Level 2	2024	9	8	-	-	-	-	-	-	-	-	-	-	17	-61%	17
	2023	24	20	14	9	4	12	4	9	12	8	6	5	44	▼	127
General Civil - Level 3	2024	16	6	-	-	-	-	-	-	-	-	-	-	22	69%	22
	2023	6	7	22	5	11	13	16	10	12	13	10	12	13	▲	137
Miscellaneous Civil	2024	200	155	-	-	-	-	-	-	-	-	-	-	355	-13%	355
	2023	192	216	185	187	171	128	130	147	133	136	101	127	408	▼	1,853
Misdemeanor	2024	29	21	-	-	-	-	-	-	-	-	-	-	50	-14%	50
	2023	27	31	32	15	34	36	23	38	37	25	34	27	58	▼	359
Other	2024	35	58	-	-	-	-	-	-	-	-	-	-	93	-22%	93
	2023	61	58	42	32	56	44	43	50	39	35	17	40	119	▼	517
Other Criminally Related Matters	2024	30	13	-	-	-	-	-	-	-	-	-	-	43	79%	43
	2023	16	8	10	4	14	15	17	10	10	15	15	10	24	▲	144
Probates/Wills & Trusts - Level 1	2024	1	-	-	-	-	-	-	-	-	-	-	-	1	-75%	1
	2023	1	3	-	-	1	-	1	-	-	-	-	-	4	▼	6
Probates/Wills & Trusts - Level 2	2024	3	4	-	-	-	-	-	-	-	-	-	-	7	-13%	7
	2023	5	3	-	1	-	5	3	3	5	4	3	2	8	▼	34
Uncontested Divorce	2024	14	20	-	-	-	-	-	-	-	-	-	-	34	21%	34
	2023	11	17	16	10	18	17	14	11	14	12	6	13	28	▲	159


This report reflects data in the case management system. Numbers will update accordingly as reports are refreshed and posted.

Dashboard

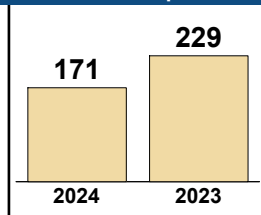
Court: Appomattox Circuit
Start/End Date: Jan-23 / Feb-24
2023 Average Month: 100
Jan-Feb 2023: 229
Dispositions Trending: ▼

Circuit/Court ID: 10 210011
Type of Case: Dispositions
2024 Average Month: 86
Jan-Feb 2024 : 171
Overall AVG. Month: 98

Monthly Dispositions Summary



Jan --- Feb Dispositions



Dispositions by Division

Divisions		Jan	Feb	Mar	Apr	May	Jun	Jul	Aug	Sep	Oct	Nov	Dec	Thru Feb	% Change	Total
Total	2024	66	105	-	-	-	-	-	-	-	-	-	-	171	-25%	171
	2023	127	102	166	62	116	111	89	89	75	75	74	113	229	▼	1,199
Civil	2024	6	10	-	-	-	-	-	-	-	-	-	-	16	14%	16
	2023	7	7	6	8	40	11	4	8	5	4	9	10	14	▲	119
Criminal	2024	12	25	-	-	-	-	-	-	-	-	-	-	37	-51%	37
	2023	43	32	56	14	37	51	44	38	29	16	28	68	75	▼	456
Concealed Handgun Permits	2024	46	66	-	-	-	-	-	-	-	-	-	-	112	-9%	112
	2023	68	55	97	34	32	41	28	39	37	52	34	26	123	▼	543
Miscellaneous/ Other	2024	2	4	-	-	-	-	-	-	-	-	-	-	6	-65%	6
	2023	9	8	7	6	7	8	13	4	4	2	3	9	17	▼	80
Others	2024	-	-	-	-	-	-	-	-	-	-	-	-	0	0	0
	2023	-	-	-	-	-	-	-	-	-	1	-	-	0	↔	1

Dispositions by Case Category

Case Categories		Jan	Feb	Mar	Apr	May	Jun	Jul	Aug	Sep	Oct	Nov	Dec	Thru Feb	% Change	Total
Contested Divorce	2024	-	-	-	-	-	-	-	-	-	-	-	-	0	0	0
	2023	-	-	-	4	1	1	1	1	-	-	2	2	0	↔	12
Domestic and Family - Level 1	2024	1	4	-	-	-	-	-	-	-	-	-	-	5	0%	5
	2023	2	3	-	-	18	5	-	-	-	-	-	-	5	↔	28
Domestic and Family - Level 2	2024	2	-	-	-	-	-	-	-	-	-	-	-	2	-50%	2
	2023	2	2	-	2	1	-	-	1	1	1	2	2	4	▼	14
Felonies and Related Matters	2024	8	17	-	-	-	-	-	-	-	-	-	-	25	-57%	25
	2023	29	29	36	6	30	49	39	36	20	14	12	46	58	▼	346
General Civil - Level 2	2024	-	-	-	-	-	-	-	-	-	-	-	-	0	-100%	0
	2023	1	1	2	-	4	1	2	1	1	-	2	2	2	▼	17
General Civil - Level 3	2024	-	5	-	-	-	-	-	-	-	-	-	-	5	67%	5
	2023	2	1	2	-	6	3	-	1	2	2	1	1	3	▲	21
Miscellaneous Civil	2024	48	70	-	-	-	-	-	-	-	-	-	-	118	-14%	118
	2023	75	63	104	40	36	48	41	43	41	53	36	35	138	▼	615
Misdemeanor	2024	4	7	-	-	-	-	-	-	-	-	-	-	11	-31%	11
	2023	13	3	18	2	6	2	5	2	9	2	5	22	16	▼	89
Other	2024	-	-	-	-	-	-	-	-	-	-	-	-	0	0	0
	2023	-	-	-	-	1	-	-	-	-	2	-	-	0	↔	3
Other Criminally Related Matters	2024	-	1	-	-	-	-	-	-	-	-	-	-	1	0%	1
	2023	1	-	2	6	1	-	-	-	-	-	11	-	1	↔	21
Probates/Wills & Trusts - Level 1	2024	-	-	-	-	-	-	-	-	-	-	-	-	0	0	0
	2023	-	-	-	-	2	-	-	-	-	-	-	-	0	↔	2
Probates/Wills & Trusts - Level 2	2024	-	-	-	-	-	-	-	-	-	-	-	-	0	0	0
	2023	-	-	-	-	4	2	-	1	-	1	-	-	0	↔	8
Uncontested Divorce	2024	3	1	-	-	-	-	-	-	-	-	-	-	4	100%	4
	2023	2	-	2	2	6	-	1	3	1	-	3	3	2	▲	23

PLN-CCMS-10.11 CASELOAD STATISTICS OF THE CIRCUIT COURTS

Buckingham

January 2023 -- February 2024 Dispositions

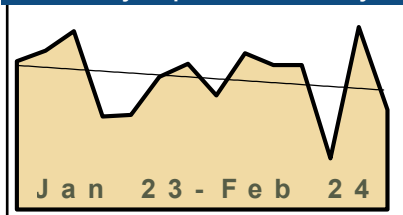
Alexandria and Fairfax Circuit are not Included in State Totals

Dashboard

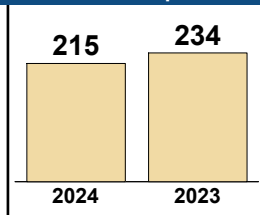
Court: Buckingham Circuit
Start/End Date: Jan-23 / Feb-24
2023 Average Month: 99
Jan-Feb 2023: 234
Dispositions Trending: ▼

Circuit/Court ID: 10 210029
Type of Case: Dispositions
2024 Average Month: 108
Jan-Feb 2024 : 215
Overall AVG. Month: 100

Monthly Dispositions Summary



Jan --- Feb Dispositions



Dispositions by Division

Divisions		Jan	Feb	Mar	Apr	May	Jun	Jul	Aug	Sep	Oct	Nov	Dec	Thru Feb	% Change	Total
Total	2024	139	76	-	-	-	-	-	-	-	-	-	-	215	-8%	215
	2023	113	121	136	71	72	101	111	87	119	110	110	39	234	▼	1,190
Civil	2024	4	3	-	-	-	-	-	-	-	-	-	-	7	-53%	7
	2023	9	6	20	4	11	7	2	16	8	10	3	3	15	▼	99
Criminal	2024	72	25	-	-	-	-	-	-	-	-	-	-	97	-24%	97
	2023	54	74	60	14	16	59	69	22	55	61	86	23	128	▼	593
Concealed Handgun Permits	2024	37	32	-	-	-	-	-	-	-	-	-	-	69	3%	69
	2023	38	29	46	33	29	24	24	32	38	29	17	5	67	▲	344
Miscellaneous/ Other	2024	26	16	-	-	-	-	-	-	-	-	-	-	42	75%	42
	2023	12	12	10	20	16	11	16	17	18	10	4	8	24	▲	154

Dispositions by Case Category


Case Categories		Jan	Feb	Mar	Apr	May	Jun	Jul	Aug	Sep	Oct	Nov	Dec	Thru Feb	% Change	Total
Administrative Law	2024	-	-	-	-	-	-	-	-	-	-	-	-	0	0	0
	2023	-	-	1	-	-	1	-	-	-	-	1	-	-	0	↔
Capital Murder	2024	-	-	-	-	-	-	-	-	-	-	-	-	0	0	0
	2023	-	-	-	-	-	1	-	-	-	-	-	-	0	↔	1
Contested Divorce	2024	1	-	-	-	-	-	-	-	-	-	-	-	1	0%	1
	2023	-	1	-	-	1	2	-	5	-	2	-	1	1	↔	12
Domestic and Family - Level 1	2024	-	1	-	-	-	-	-	-	-	-	-	-	1	0%	1
	2023	1	-	13	-	3	-	-	4	1	-	-	-	1	↔	22
Domestic and Family - Level 2	2024	-	-	-	-	-	-	-	-	-	-	-	-	0	-100%	0
	2023	2	1	1	-	2	-	-	-	2	2	-	1	3	▼	11
Felonies and Related Matters	2024	64	24	-	-	-	-	-	-	-	-	-	-	88	-23%	88
	2023	49	66	44	11	12	46	52	21	37	42	58	17	115	▼	455
General Civil - Level 1	2024	-	-	-	-	-	-	-	-	-	-	-	-	0	0	0
	2023	-	-	-	-	2	-	-	-	-	-	-	-	0	↔	2
General Civil - Level 2	2024	1	-	-	-	-	-	-	-	-	-	-	-	1	-83%	1
	2023	4	2	1	2	2	1	1	3	5	2	1	-	6	▼	24
General Civil - Level 3	2024	-	1	-	-	-	-	-	-	-	-	-	-	1	0%	1
	2023	1	-	1	1	1	1	-	2	2	1	-	-	1	↔	10
Miscellaneous Civil	2024	48	37	-	-	-	-	-	-	-	-	-	-	85	4%	85
	2023	46	36	54	43	34	31	32	42	51	34	22	8	82	▲	433
Misdemeanor	2024	8	1	-	-	-	-	-	-	-	-	-	-	9	-18%	9
	2023	5	6	14	1	3	8	16	1	17	18	27	5	11	▼	121
Other	2024	15	11	-	-	-	-	-	-	-	-	-	-	26	271%	26
	2023	3	4	3	10	10	3	8	6	2	2	-	5	7	▲	56
Other Criminally Related Matters	2024	-	-	-	-	-	-	-	-	-	-	-	-	0	-100%	0
	2023	-	2	2	2	1	4	1	-	1	1	1	1	2	▼	16
Probates/Wills & Trusts - Level 2	2024	-	-	-	-	-	-	-	-	-	-	-	-	0	0	0
	2023	-	-	-	-	-	-	1	-	-	1	1	-	0	↔	3
Uncontested Divorce	2024	2	1	-	-	-	-	-	-	-	-	-	-	3	-40%	3
	2023	2	3	2	1	1	3	-	3	1	4	-	1	5	▼	21

This report reflects data in the case management system. Numbers will update accordingly as reports are refreshed and posted.

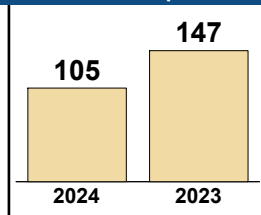
Dashboard

Court: Charlotte Circuit
Circuit/Court ID: 10 210037
Start/End Date: Jan-23 / Feb-24
Type of Case: Dispositions
2023 Average Month: 70
2024 Average Month: 53
Jan-Feb 2023: 147
Jan-Feb 2024 : 105
Dispositions Trending: ▼
Overall AVG. Month: 68

Monthly Dispositions Summary



Jan --- Feb Dispositions



Dispositions by Division

Divisions		Jan	Feb	Mar	Apr	May	Jun	Jul	Aug	Sep	Oct	Nov	Dec	Thru Feb	% Change	Total
Total	2024	53	52	-	-	-	-	-	-	-	-	-	-	105	-29%	105
	2023	87	60	71	60	50	27	46	84	68	69	93	130	147	▼	845
Civil	2024	7	5	-	-	-	-	-	-	-	-	-	-	12	-48%	12
	2023	17	6	11	8	8	2	11	8	13	6	15	10	23	▼	115
Criminal	2024	13	11	-	-	-	-	-	-	-	-	-	-	24	-56%	24
	2023	32	22	13	29	11	12	11	38	18	35	35	33	54	▼	289
Concealed Handgun Permits	2024	15	23	-	-	-	-	-	-	-	-	-	-	38	-28%	38
	2023	31	22	35	17	17	10	13	27	21	17	32	12	53	▼	254
Miscellaneous/ Other	2024	17	13	-	-	-	-	-	-	-	-	-	-	30	76%	30
	2023	7	10	12	6	14	3	11	11	16	11	11	75	17	▲	187
Others	2024	1	-	-	-	-	-	-	-	-	-	-	-	1	1	1
	2023	-	-	-	-	-	-	-	-	-	-	-	-	0	↔	0

Dispositions by Case Category


Case Categories		Jan	Feb	Mar	Apr	May	Jun	Jul	Aug	Sep	Oct	Nov	Dec	Thru Feb	% Change	Total
Administrative Law	2024	-	-	-	-	-	-	-	-	-	-	-	-	0	0	0
	2023	-	-	-	-	-	-	2	-	-	-	-	-	0	↔	2
Capital Murder	2024	-	-	-	-	-	-	-	-	-	-	-	-	0	0	0
	2023	-	-	1	-	-	-	-	-	-	-	-	-	0	↔	1
Contested Divorce	2024	1	-	-	-	-	-	-	-	-	-	-	-	1	0%	1
	2023	-	1	1	1	1	-	-	1	-	-	1	2	1	↔	8
Domestic and Family - Level 1	2024	1	-	-	-	-	-	-	-	-	-	-	-	1	-86%	1
	2023	7	-	-	-	-	1	-	4	1	6	1	6	7	▼	26
Domestic and Family - Level 2	2024	-	-	-	-	-	-	-	-	-	-	-	-	0	-100%	0
	2023	3	-	2	-	1	-	1	1	1	-	-	-	3	▼	9
Felonies and Related Matters	2024	9	9	-	-	-	-	-	-	-	-	-	-	18	-54%	18
	2023	22	17	10	25	9	8	7	28	11	31	29	28	39	▼	225
General Civil - Level 1	2024	-	-	-	-	-	-	-	-	-	-	-	-	0	-100%	0
	2023	1	-	-	1	-	-	-	-	-	-	-	-	1	▼	2
General Civil - Level 2	2024	-	1	-	-	-	-	-	-	-	-	-	-	1	-67%	1
	2023	1	2	-	1	-	2	-	1	2	3	2	2	3	▼	16
General Civil - Level 3	2024	2	2	-	1	-	-	-	-	-	-	-	-	4	300%	4
	2023	-	1	1	1	-	-	4	4	1	1	4	1	1	▲	18
Miscellaneous Civil	2024	19	30	-	-	-	-	-	-	-	-	-	-	49	-21%	49
	2023	32	30	43	18	26	12	19	33	32	22	41	19	62	▼	327
Misdemeanor	2024	5	-	-	-	-	-	-	-	-	-	-	-	5	-58%	5
	2023	8	4	1	3	2	2	4	10	5	4	6	3	12	▼	52
Other	2024	13	6	-	-	-	-	-	-	-	-	-	-	19	-111%	19
	2023	7	2	6	5	5	1	5	5	5	6	2	68	9	▲	117
Other Criminally Related Matters	2024	-	2	-	-	-	-	-	-	-	-	-	-	2	-33%	2
	2023	2	1	1	1	-	2	-	-	3	-	1	2	3	▼	13
Probates/Wills & Trusts - Level 1	2024	-	-	-	-	-	-	-	-	-	-	-	-	0	0	0
	2023	-	-	-	-	-	1	-	-	-	-	-	-	0	↔	1
Probates/Wills & Trusts - Level 2	2024	-	-	-	-	-	-	-	-	-	-	-	-	0	-100%	0
	2023	1	-	1	-	-	-	-	-	1	1	-	1	1	▼	5
Uncontested Divorce	2024	3	2	-	-	-	-	-	-	-	-	-	-	5	0%	5
	2023	3	2	4	4	4	-	-	-	1	-	1	4	5	↔	23

Dashboard

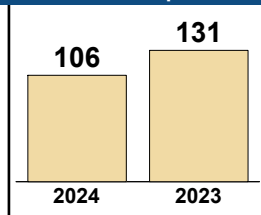
Court: Cumberland Circuit
Start/End Date: Jan-23 / Feb-24
2023 Average Month: 53
Jan-Feb 2023: 131
Dispositions Trending: ▼

Circuit/Court ID: 10 210049
Type of Case: Dispositions
2024 Average Month: 53
Jan-Feb 2024 : 106
Overall AVG. Month: 53

Monthly Dispositions Summary



Jan --- Feb Dispositions



Dispositions by Division

Divisions		Jan	Feb	Mar	Apr	May	Jun	Jul	Aug	Sep	Oct	Nov	Dec	Thru Feb	% Change	Total
Total	2024	50	56	-	-	-	-	-	-	-	-	-	-	106	-19%	106
	2023	71	60	65	43	62	61	29	68	44	51	43	40	131	▼	637
Civil	2024	2	6	-	-	-	-	-	-	-	-	-	-	8	-27%	8
	2023	9	2	9	5	6	8	6	4	5	7	4	2	11	▼	67
Criminal	2024	12	10	-	-	-	-	-	-	-	-	-	-	22	-35%	22
	2023	27	7	22	13	34	20	7	31	13	17	12	4	34	▼	207
Concealed Handgun Permits	2024	24	23	-	-	-	-	-	-	-	-	-	-	47	-28%	47
	2023	24	41	26	19	17	17	10	24	18	19	20	23	65	▼	258
Miscellaneous/ Other	2024	12	17	-	-	-	-	-	-	-	-	-	-	29	38%	29
	2023	11	10	8	6	5	16	6	9	8	8	7	11	21	▲	105

Dispositions by Case Category

Case Categories		Jan	Feb	Mar	Apr	May	Jun	Jul	Aug	Sep	Oct	Nov	Dec	Thru Feb	% Change	Total
Contested Divorce	2024	-	1	-	-	-	-	-	-	-	-	-	-	1	0%	1
	2023	-	1	1	1	-	2	1	-	-	-	-	1	1	↔	7
Domestic and Family - Level 1	2024	-	4	-	-	-	-	-	-	-	-	-	-	4	4	4
	2023	-	-	-	-	-	-	1	-	2	1	-	-	0	↔	4
Domestic and Family - Level 2	2024	-	-	-	-	-	-	-	-	-	-	-	-	0	-100%	0
	2023	1	-	-	-	-	3	-	-	1	-	-	-	1	▼	5
Felonies and Related Matters	2024	12	7	-	-	-	-	-	-	-	-	-	-	19	12%	19
	2023	15	2	13	6	19	13	1	19	11	9	8	4	17	▲	120
General Civil - Level 2	2024	1	2	-	-	-	-	-	-	-	-	-	-	3	200%	3
	2023	1	-	-	-	1	2	1	-	1	1	-	-	1	▲	7
General Civil - Level 3	2024	-	-	-	-	-	-	-	-	-	-	-	-	0	-100%	0
	2023	4	-	3	2	2	1	2	-	-	-	1	-	4	▼	15
Miscellaneous Civil	2024	30	26	-	-	-	-	-	-	-	-	-	-	56	-29%	56
	2023	32	47	31	23	20	27	15	32	21	25	26	33	79	▼	332
Misdemeanor	2024	-	3	-	-	-	-	-	-	-	-	-	-	3	-82%	3
	2023	12	5	4	5	12	6	1	12	1	7	3	-	17	▼	68
Other	2024	6	13	-	-	-	-	-	-	-	-	-	-	19	171%	19
	2023	3	4	3	1	2	5	1	1	5	4	1	1	7	▲	31
Other Criminally Related Matters	2024	-	-	-	-	-	-	-	-	-	-	-	-	0	0	0
	2023	-	-	5	2	3	1	5	-	1	1	1	-	0	↔	19
Probates/Wills & Trusts - Level 2	2024	-	-	-	-	-	-	-	-	-	-	-	-	0	0	0
	2023	-	-	1	-	-	-	-	-	-	1	-	-	0	↔	2
Uncontested Divorce	2024	1	-	-	-	-	-	-	-	-	-	-	-	1	-75%	1
	2023	3	1	4	3	3	1	1	4	1	2	3	1	4	▼	27

PLN-CCMS-10.11 CASELOAD STATISTICS OF THE CIRCUIT COURTS

Halifax

January 2023 -- February 2024 Dispositions

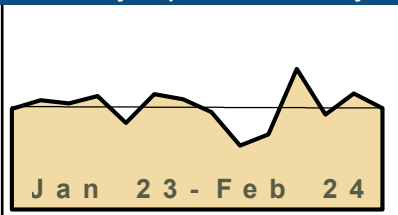
Alexandria and Fairfax Circuit are not Included in State Totals

Dashboard

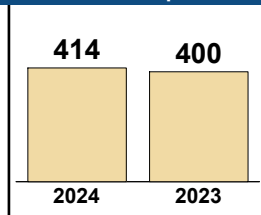
Court: Halifax Circuit
Start/End Date: Jan-23 / Feb-24
2023 Average Month: 193
Jan-Feb 2023: 400
Dispositions Trending: ▲

Circuit/Court ID: 10 210083
Type of Case: Dispositions
2024 Average Month: 207
Jan-Feb 2024 : 414
Overall AVG. Month: 195

Monthly Dispositions Summary



Jan --- Feb Dispositions



Dispositions by Division

Divisions		Jan	Feb	Mar	Apr	May	Jun	Jul	Aug	Sep	Oct	Nov	Dec	Thru Feb	% Change	Total
Total	2024	221	193	-	-	-	-	-	-	-	-	-	-	414	4%	414
	2023	192	208	202	216	165	220	210	186	122	143	268	181	400	▲	2,313
Civil	2024	21	12	-	-	-	-	-	-	-	-	-	-	33	6%	33
	2023	14	17	25	20	18	20	25	22	7	14	16	16	31	▲	214
Criminal	2024	112	101	-	-	-	-	-	-	-	-	-	-	213	66%	213
	2023	46	82	63	111	77	98	93	64	67	53	173	103	128	▲	1,030
Concealed Handgun Permits	2024	72	62	-	-	-	-	-	-	-	-	-	-	134	-28%	134
	2023	104	82	81	50	51	62	58	65	37	67	67	51	186	▼	775
Miscellaneous/ Other	2024	16	18	-	-	-	-	-	-	-	-	-	-	34	-38%	34
	2023	28	27	33	35	19	40	34	35	11	9	11	9	55	▼	291
Others	2024	-	-	-	-	-	-	-	-	-	-	-	-	0	0	0
	2023	-	-	-	-	-	-	-	-	-	-	1	2	0	↔	3

Dispositions by Case Category

Case Categories		Jan	Feb	Mar	Apr	May	Jun	Jul	Aug	Sep	Oct	Nov	Dec	Thru Feb	% Change	Total
Administrative Law	2024	-	-	-	-	-	-	-	-	-	-	-	-	0	0	0
	2023	-	-	-	2	1	-	1	-	1	-	-	-	0	↔	5
Contested Divorce	2024	2	1	-	-	-	-	-	-	-	-	-	-	3	-25%	3
	2023	-	4	4	4	3	7	4	1	1	1	-	5	4	▼	34
Domestic and Family - Level 1	2024	3	1	-	-	-	-	-	-	-	-	-	-	4	300%	4
	2023	-	1	-	-	2	1	1	1	-	1	1	-	1	▲	8
Domestic and Family - Level 2	2024	2	-	-	-	-	-	-	-	-	-	-	-	2	0%	2
	2023	2	-	1	2	-	-	3	-	-	4	-	-	2	↔	12
Felonies and Related Matters	2024	73	82	-	-	-	-	-	-	-	-	-	-	155	85%	155
	2023	28	56	36	75	51	54	61	36	40	38	144	29	84	▲	648
General Civil - Level 1	2024	-	-	-	-	-	-	-	-	-	-	-	-	0	-100%	0
	2023	1	-	1	-	-	-	-	-	-	-	-	-	1	▼	2
General Civil - Level 2	2024	3	1	-	-	-	-	-	-	-	-	-	-	4	0%	4
	2023	2	2	8	3	6	4	4	4	-	-	7	1	4	↔	41
General Civil - Level 3	2024	4	3	-	-	-	-	-	-	-	-	-	-	7	-36%	7
	2023	10	1	4	3	-	2	6	7	1	4	2	4	11	▼	44
Miscellaneous Civil	2024	85	73	-	-	-	-	-	-	-	-	-	-	158	-20%	158
	2023	111	87	90	61	59	73	72	71	47	76	77	59	198	▼	883
Misdemeanor	2024	39	17	-	-	-	-	-	-	-	-	-	-	56	60%	56
	2023	18	17	25	35	17	34	27	16	21	7	27	74	35	▲	318
Other	2024	5	6	-	-	-	-	-	-	-	-	-	-	11	-73%	11
	2023	19	22	23	23	10	28	19	29	-	-	2	2	41	▼	177
Other Criminally Related Matters	2024	1	3	-	-	-	-	-	-	-	-	-	-	4	-64%	4
	2023	-	11	2	1	11	10	5	12	6	8	2	-	11	▼	68
Probates/Wills & Trusts - Level 1	2024	-	-	-	-	-	-	-	-	-	-	-	-	0	0	0
	2023	-	-	-	-	-	-	-	-	-	1	-	-	0	↔	1
Probates/Wills & Trusts - Level 2	2024	1	1	-	-	-	-	-	-	-	-	-	-	2	100%	2
	2023	-	1	-	-	-	1	1	1	1	-	1	2	1	▲	8
Protective Orders	2024	-	-	-	-	-	-	-	-	-	-	-	-	0	0	0
	2023	-	-	-	-	1	-	-	-	-	-	-	-	0	↔	1
Uncontested Divorce	2024	3	5	-	-	-	-	-	-	-	-	-	-	8	14%	8
	2023	1	6	8	7	4	6	6	8	4	3	5	5	7	▲	63

This report reflects data in the case management system. Numbers will update accordingly as reports are refreshed and posted.

PLN-CCMS-10.11 CASELOAD STATISTICS OF THE CIRCUIT COURTS

Lunenburg

January 2023 -- February 2024 Dispositions


Alexandria and Fairfax Circuit are not Included in State Totals

Dashboard

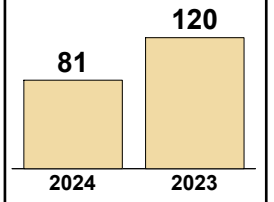
Court: Lunenburg Circuit
Start/End Date: Jan-23 / Feb-24
2023 Average Month: 46
Jan-Feb 2023: 120
Dispositions Trending: ▼

Circuit/Court ID: 10 210111
Type of Case: Dispositions
2024 Average Month: 41
Jan-Feb 2024 : 81
Overall AVG. Month: 45

Monthly Dispositions Summary



Jan --- Feb Dispositions



Dispositions by Division

Divisions		Jan	Feb	Mar	Apr	May	Jun	Jul	Aug	Sep	Oct	Nov	Dec	Thru Feb	% Change	Total
Total	2024	34	47	-	-	-	-	-	-	-	-	-	-	81	-33%	81
	2023	66	54	43	57	50	13	45	53	42	45	44	40	120	▼	552
Civil	2024	-	-	-	1	1	-	1	1	-	-	1	-	0	-100%	0
	2023	2	-	-	-	-	-	-	-	-	-	-	-	2	▼	7
Criminal	2024	14	21	-	-	-	-	-	-	-	-	-	-	35	-44%	35
	2023	27	35	14	29	32	3	18	22	29	32	19	26	62	▼	286
Concealed Handgun Permits	2024	15	26	-	-	-	-	-	-	-	-	-	-	41	-25%	41
	2023	36	19	29	27	12	10	26	26	13	13	24	13	55	▼	248
Miscellaneous/ Other	2024	5	-	-	-	-	-	-	-	-	-	-	-	5	400%	5
	2023	1	-	-	-	5	-	-	4	-	-	-	1	1	▲	11

Dispositions by Case Category

Case Categories		Jan	Feb	Mar	Apr	May	Jun	Jul	Aug	Sep	Oct	Nov	Dec	Thru Feb	% Change	Total
Domestic and Family - Level 1	2024	-	-	-	-	-	-	-	-	-	-	-	-	0	-100%	0
	2023	1	-	-	-	-	-	-	-	-	-	-	-	1	▼	1
Domestic and Family - Level 2	2024	-	-	-	1	-	-	-	-	-	-	-	-	0	0	0
	2023	-	-	-	-	-	-	-	-	-	-	-	-	0	↔	1
Felonies and Related Matters	2024	8	19	-	-	-	-	-	-	-	-	-	-	27	-45%	27
	2023	22	27	13	26	27	3	18	16	27	32	14	18	49	▼	243
General Civil - Level 1	2024	-	-	-	-	-	-	-	-	-	-	-	-	0	0	0
	2023	-	-	-	-	1	-	-	-	-	-	-	-	0	↔	1
General Civil - Level 2	2024	-	-	-	-	-	-	-	-	-	-	-	-	0	-100%	0
	2023	1	-	-	-	2	-	-	2	-	-	-	-	1	▼	5
General Civil - Level 3	2024	1	-	-	-	-	-	-	-	-	-	-	-	1	1	1
	2023	-	-	-	-	2	-	-	1	-	-	-	-	0	↔	3
Miscellaneous Civil	2024	19	26	-	-	-	-	-	-	-	-	-	-	45	-18%	45
	2023	36	19	29	27	13	10	26	27	13	13	24	14	55	▼	251
Misdemeanor	2024	5	2	-	-	-	-	-	-	-	-	-	-	7	-36%	7
	2023	4	7	-	3	5	-	-	6	1	-	5	5	11	▼	36
Other Criminally Related Matters	2024	1	-	-	-	-	-	-	-	-	-	-	-	1	-50%	1
	2023	1	1	1	-	-	-	-	-	1	-	-	3	2	▼	7
Probates/Wills & Trusts - Level 1	2024	-	-	-	-	-	-	-	-	-	-	-	-	0	-100%	0
	2023	1	-	-	-	-	-	-	-	-	-	-	-	1	▼	1
Uncontested Divorce	2024	-	-	-	-	-	-	-	-	-	-	-	-	0	0	0
	2023	-	-	-	-	-	-	1	1	-	-	1	-	0	↔	3

This report reflects data in the case management system. Numbers will update accordingly as reports are refreshed and posted.

PLN-CCMS-10.11 CASELOAD STATISTICS OF THE CIRCUIT COURTS

Mecklenburg

January 2023 -- February 2024 Dispositions


Alexandria and Fairfax Circuit are not Included in State Totals

Dashboard

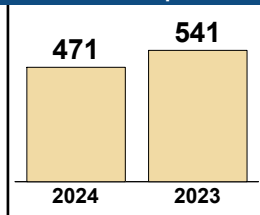
Court: Mecklenburg Circuit
Start/End Date: Jan-23 / Feb-24
2023 Average Month: 254
Jan-Feb 2023: 541
Dispositions Trending: ▼

Circuit/Court ID: 10 210117
Type of Case: Dispositions
2024 Average Month: 236
Jan-Feb 2024 : 471
Overall AVG. Month: 252

Monthly Dispositions Summary



Jan --- Feb Dispositions



Dispositions by Division

Divisions		Jan	Feb	Mar	Apr	May	Jun	Jul	Aug	Sep	Oct	Nov	Dec	Thru Feb	% Change	Total
Total	2024	224	247	-	-	-	-	-	-	-	-	-	-	471	-13%	471
	2023	319	222	377	272	294	290	148	217	263	243	217	189	541	▼	3,051
Civil	2024	34	36	-	-	-	-	-	-	-	-	-	-	70	3%	70
	2023	35	33	83	45	41	49	39	36	46	33	34	42	68	▲	516
Criminal	2024	113	99	-	-	-	-	-	-	-	-	-	-	212	1%	212
	2023	146	63	165	100	133	141	65	78	140	105	114	73	209	▲	1,323
Concealed Handgun Permits	2024	55	81	-	-	-	-	-	-	-	-	-	-	136	-26%	136
	2023	99	84	74	88	76	63	19	69	40	68	47	34	183	▼	761
Miscellaneous/ Other	2024	21	30	-	-	-	-	-	-	-	-	-	-	51	-35%	51
	2023	38	40	55	39	44	37	25	34	36	37	22	40	78	▼	447
Others	2024	1	1	-	-	-	-	-	-	-	-	-	-	2	-33%	2
	2023	1	2	-	-	-	-	-	-	1	-	-	-	3	▼	4

Dispositions by Case Category

Case Categories		Jan	Feb	Mar	Apr	May	Jun	Jul	Aug	Sep	Oct	Nov	Dec	Thru Feb	% Change	Total
Administrative Law	2024	-	-	-	-	-	-	-	-	-	-	-	-	0	-100%	0
	2023	-	1	-	-	-	-	-	1	-	1	-	-	1	▼	3
Capital Murder	2024	-	-	-	-	-	-	-	-	-	-	-	-	0	-100%	0
	2023	-	1	6	-	-	6	-	-	-	-	-	-	1	▼	13
Contested Divorce	2024	8	8	-	-	-	-	-	-	-	-	-	-	16	7%	16
	2023	7	8	13	17	13	12	9	8	11	6	5	7	15	▲	116
Domestic and Family - Level 1	2024	1	4	-	-	-	-	-	-	-	-	-	-	5	-50%	5
	2023	6	4	5	3	2	3	4	3	12	5	9	2	10	▼	58
Domestic and Family - Level 2	2024	2	2	-	-	-	-	-	-	-	-	-	-	4	0%	4
	2023	3	1	1	-	-	1	-	2	1	-	1	-	4	↔	10
Felonies and Related Matters	2024	78	66	-	-	-	-	-	-	-	-	-	-	144	-3%	144
	2023	106	42	86	86	67	98	39	52	106	66	82	55	148	▼	885
General Civil - Level 1	2024	-	1	-	-	-	-	-	-	-	-	-	-	1	1	1
	2023	1	-	-	-	-	2	1	1	-	-	-	-	0	↔	4
General Civil - Level 2	2024	1	6	-	-	-	-	-	-	-	-	-	-	7	40%	7
	2023	3	2	3	1	1	5	4	4	3	1	3	9	5	▲	39
General Civil - Level 3	2024	-	2	-	-	-	-	-	-	-	-	-	-	2	2	2
	2023	-	-	34	4	3	3	1	1	1	1	1	5	0	↔	54
Miscellaneous Civil	2024	62	96	-	-	-	-	-	-	-	-	-	-	158	-21%	158
	2023	111	90	91	107	88	79	25	84	56	83	51	62	201	▼	927
Misdemeanor	2024	25	22	-	-	-	-	-	-	-	-	-	-	47	-15%	47
	2023	38	17	62	14	35	33	17	21	30	36	28	18	55	▼	349
Other	2024	16	12	-	-	-	-	-	-	-	-	-	-	28	-56%	28
	2023	27	36	37	19	31	18	15	19	19	22	17	12	63	▼	272
Other Criminally Related Matters	2024	10	11	-	-	-	-	-	-	-	-	-	-	21	320%	21
	2023	2	3	11	-	32	4	9	5	4	3	4	-	5	▲	77
Probates/Wills & Trusts - Level 1	2024	-	-	-	-	-	-	-	-	-	-	-	-	0	-100%	0
	2023	1	-	2	-	1	1	-	2	1	-	-	-	1	▼	8
Probates/Wills & Trusts - Level 2	2024	-	1	-	-	-	-	-	-	-	-	-	-	1	-67%	1
	2023	1	2	3	-	-	1	1	-	-	-	-	5	3	▼	13
Protective Orders	2024	-	-	-	-	-	-	-	-	-	-	-	-	0	0	0
	2023	-	-	-	-	1	-	-	-	-	-	-	-	0	↔	1
Uncontested Divorce	2024	21	16	-	-	-	-	-	-	-	-	-	-	37	28%	37
	2023	14	15	23	21	20	24	23	14	19	19	16	14	29	▲	222


This report reflects data in the case management system. Numbers will update accordingly as reports are refreshed and posted.

Dashboard

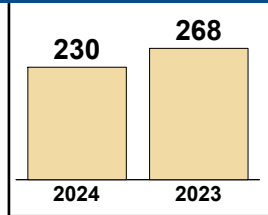
Court: Prince Edward Circuit
Start/End Date: Jan-23 / Feb-24
2023 Average Month: 123
Jan-Feb 2023: 268
Dispositions Trending: ▼

Circuit/Court ID: 10 210147
Type of Case: Dispositions
2024 Average Month: 115
Jan-Feb 2024 : 230
Overall AVG. Month: 122

Monthly Dispositions Summary



Jan --- Feb Dispositions



Dispositions by Division

Divisions		Jan	Feb	Mar	Apr	May	Jun	Jul	Aug	Sep	Oct	Nov	Dec	Thru Feb	% Change	Total
Total	2024	103	127	-	-	-	-	-	-	-	-	-	-	230	-14%	230
	2023	147	121	143	111	155	158	97	164	130	98	67	86	268	▼	1,477
Civil	2024	12	19	-	-	-	-	-	-	-	-	-	-	31	48%	31
	2023	15	6	8	6	8	26	13	7	11	10	6	7	21	▲	123
Criminal	2024	30	56	-	-	-	-	-	-	-	-	-	-	86	-25%	86
	2023	66	49	79	58	94	74	44	101	81	40	27	43	115	▼	756
Concealed Handgun Permits	2024	36	31	-	-	-	-	-	-	-	-	-	-	67	-19%	67
	2023	30	53	35	28	28	21	14	32	22	36	21	24	83	▼	344
Miscellaneous/ Other	2024	25	21	-	-	-	-	-	-	-	-	-	-	46	-6%	46
	2023	36	13	21	19	25	37	26	24	16	12	13	12	49	▼	254

Dispositions by Case Category

Case Categories		Jan	Feb	Mar	Apr	May	Jun	Jul	Aug	Sep	Oct	Nov	Dec	Thru Feb	% Change	Total
Administrative Law	2024	-	-	-	-	-	-	-	-	-	-	-	-	0	0	0
	2023	-	-	1	-	-	-	-	-	-	-	-	-	-	0	↔
Capital Murder	2024	-	-	-	-	-	-	-	-	-	-	-	-	0	-100%	0
	2023	1	-	-	-	-	1	-	-	-	-	-	-	1	▼	2
Contested Divorce	2024	-	2	-	-	-	-	-	-	-	-	-	-	2	-33%	2
	2023	1	2	3	-	2	1	2	1	1	1	-	2	3	▼	16
Domestic and Family - Level 1	2024	2	3	-	-	-	-	-	-	-	-	-	-	5	25%	5
	2023	3	1	-	2	-	-	2	-	1	2	1	1	4	▲	13
Felonies and Related Matters	2024	19	38	-	-	-	-	-	-	-	-	-	-	57	-30%	57
	2023	45	36	54	50	80	50	24	46	63	25	21	27	81	▼	521
General Civil - Level 1	2024	-	1	-	-	-	-	-	-	-	-	-	-	1	1	1
	2023	-	-	1	-	-	-	-	-	-	-	-	1	0	↔	2
General Civil - Level 2	2024	6	8	-	-	-	-	-	-	-	-	-	-	14	600%	14
	2023	1	1	1	-	2	9	1	2	2	1	1	1	2	▲	22
General Civil - Level 3	2024	1	1	-	-	-	-	-	-	-	-	-	-	2	-50%	2
	2023	3	1	1	-	-	8	1	2	-	2	-	1	4	▼	19
Miscellaneous Civil	2024	46	41	-	-	-	-	-	-	-	-	-	-	87	-5%	87
	2023	36	56	42	36	36	38	25	44	31	42	22	25	92	▼	433
Misdemeanor	2024	11	11	-	-	-	-	-	-	-	-	-	-	22	-27%	22
	2023	17	13	25	8	14	19	17	53	15	13	5	11	30	▼	210
Other	2024	14	12	-	-	-	-	-	-	-	-	-	-	26	-33%	26
	2023	30	9	14	11	17	16	17	12	8	7	13	10	39	▼	164
Other Criminally Related Matters	2024	-	7	-	-	-	-	-	-	-	-	-	-	7	133%	7
	2023	3	-	-	-	-	5	3	2	3	2	1	5	3	▲	24
Probates/Wills & Trusts - Level 1	2024	-	-	-	-	-	-	-	-	-	-	-	-	0	-100%	0
	2023	1	-	-	-	-	-	-	-	-	-	-	-	1	▼	1
Probates/Wills & Trusts - Level 2	2024	1	1	-	-	-	-	-	-	-	-	-	-	2	0%	2
	2023	1	1	-	-	1	1	-	-	1	-	-	1	2	↔	6
Protective Orders	2024	-	-	-	-	-	-	-	-	-	-	-	-	0	-100%	0
	2023	1	-	-	-	-	-	-	-	1	-	-	2	1	▼	4
Uncontested Divorce	2024	3	2	-	-	-	-	-	-	-	-	-	-	5	0%	5
	2023	4	1	1	4	3	10	5	2	4	3	2	-	5	↔	39

PLN-CCMS-10.11 CASELOAD STATISTICS OF THE CIRCUIT COURTS

Amelia

January 2023 -- February 2024 Dispositions


Alexandria and Fairfax Circuit are not Included in State Totals

Dashboard

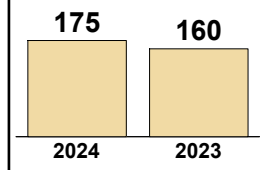
Court: Amelia Circuit
Start/End Date: Jan-23 / Feb-24
2023 Average Month: 75
Jan-Feb 2023: 160
Dispositions Trending: ▲

Circuit/Court ID: 11 211007
Type of Case: Dispositions
2024 Average Month: 88
Jan-Feb 2024 : 175
Overall AVG. Month: 77

Monthly Dispositions Summary



Jan --- Feb Dispositions



Dispositions by Division

Divisions	Year	Jan	Feb	Mar	Apr	May	Jun	Jul	Aug	Sep	Oct	Nov	Dec	Thru Feb	% Change	Total
Total	2024	95	80	-	-	-	-	-	-	-	-	-	-	175	9%	175
	2023	59	101	113	88	39	133	51	75	33	69	90	54	160	▲	905
Civil	2024	6	4	-	-	-	-	-	-	-	-	-	-	10	-38%	10
	2023	6	10	9	10	5	19	6	12	1	8	4	11	16	▼	101
Criminal	2024	21	19	-	-	-	-	-	-	-	-	-	-	40	-15%	40
	2023	18	29	30	38	7	64	5	25	6	30	32	14	47	▼	298
Concealed Handgun Permits	2024	61	36	-	-	-	-	-	-	-	-	-	-	97	33%	97
	2023	26	47	58	31	22	33	32	27	22	19	50	16	73	▲	383
Miscellaneous/ Other	2024	6	21	-	-	-	-	-	-	-	-	-	-	27	13%	27
	2023	9	15	16	9	5	17	8	11	4	12	4	13	24	▲	123
Others	2024	1	-	-	-	-	-	-	-	-	-	-	-	1	1	1
	2023	-	-	-	-	-	-	-	-	-	-	-	-	0	↔	0

Dispositions by Case Category

Case Categories	Year	Jan	Feb	Mar	Apr	May	Jun	Jul	Aug	Sep	Oct	Nov	Dec	Thru Feb	% Change	Total
Administrative Law	2024	-	-	-	-	-	-	-	-	-	-	-	-	0	0	0
	2023	-	-	-	-	-	-	-	1	-	-	-	-	0	↔	1
Contested Divorce	2024	-	-	-	-	-	-	-	-	-	-	-	-	0	-100%	0
	2023	-	1	-	1	1	6	-	2	-	-	-	2	1	▼	13
Domestic and Family - Level 1	2024	-	-	-	-	-	-	-	-	-	-	-	-	0	0	0
	2023	-	-	-	1	-	1	3	-	-	-	-	3	0	↔	8
Domestic and Family - Level 2	2024	-	-	-	-	-	-	-	-	-	-	-	-	0	-100%	0
	2023	1	-	1	-	-	-	-	-	-	-	-	-	1	▼	2
Felonies and Related Matters	2024	14	10	-	-	-	-	-	-	-	-	-	-	24	-20%	24
	2023	14	16	18	33	3	53	2	12	3	25	21	8	30	▼	208
General Civil - Level 1	2024	-	-	-	-	-	-	-	-	-	-	-	-	0	0	0
	2023	-	-	-	-	-	-	-	1	-	-	-	-	0	↔	1
General Civil - Level 2	2024	1	-	-	-	-	-	-	-	-	-	-	-	1	-86%	1
	2023	2	5	6	1	1	4	2	5	1	1	2	4	7	▼	34
General Civil - Level 3	2024	1	3	-	-	-	-	-	-	-	-	-	-	4	-33%	4
	2023	4	2	1	1	-	1	1	-	-	3	-	2	6	▼	15
Miscellaneous Civil	2024	65	46	-	-	-	-	-	-	-	-	-	-	111	32%	111
	2023	31	53	61	37	26	45	38	33	26	28	51	25	84	▲	454
Misdemeanor	2024	6	9	-	-	-	-	-	-	-	-	-	-	15	-6%	15
	2023	4	12	13	5	3	14	2	13	2	5	10	4	16	▼	87
Other	2024	2	9	-	-	-	-	-	-	-	-	-	-	11	57%	11
	2023	2	5	10	5	-	5	1	5	-	2	3	2	7	▲	40
Other Criminally Related Matters	2024	1	-	-	-	-	-	-	-	-	-	-	-	1	0%	1
	2023	-	1	1	-	1	1	1	1	1	-	1	2	1	↔	10
Probates/Wills & Trusts - Level 1	2024	-	-	-	-	-	-	-	-	-	-	-	-	0	0	0
	2023	-	-	-	-	-	-	-	-	-	1	-	-	0	↔	1
Probates/Wills & Trusts - Level 2	2024	-	-	-	-	-	-	-	-	-	-	-	-	0	-100%	0
	2023	-	1	2	-	-	-	-	-	-	3	-	1	1	▼	7
Uncontested Divorce	2024	5	3	-	-	-	-	-	-	-	-	-	-	8	33%	8
	2023	1	5	-	4	4	3	1	2	-	1	2	1	6	▲	24


This report reflects data in the case management system. Numbers will update accordingly as reports are refreshed and posted.

Dashboard

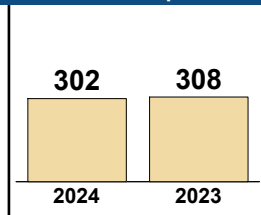
Court: Dinwiddie Circuit
Start/End Date: Jan-23 / Feb-24
2023 Average Month: 147
Jan-Feb 2023: 308
Dispositions Trending: ⇄

Circuit/Court ID: 11 211053
Type of Case: Dispositions
2024 Average Month: 151
Jan-Feb 2024 : 302
Overall AVG. Month: 147

Monthly Dispositions Summary



Jan --- Feb Dispositions



Dispositions by Division

Divisions		Jan	Feb	Mar	Apr	May	Jun	Jul	Aug	Sep	Oct	Nov	Dec	Thru Feb	% Change	Total
Total	2024	162	140	-	-	-	-	-	-	-	-	-	-	302	-2%	302
	2023	161	147	227	191	138	136	118	147	100	118	153	124	308	▼	1,760
Civil	2024	31	21	-	-	-	-	-	-	-	-	-	-	52	30%	52
	2023	14	26	29	22	16	13	17	28	13	23	17	16	40	▲	234
Criminal	2024	59	49	-	-	-	-	-	-	-	-	-	-	108	-11%	108
	2023	71	51	68	74	54	65	42	31	43	27	61	47	122	▼	634
Concealed Handgun Permits	2024	60	62	-	-	-	-	-	-	-	-	-	-	122	2%	122
	2023	65	55	120	74	55	46	40	68	38	54	64	46	120	▲	725
Miscellaneous/ Other	2024	12	8	-	-	-	-	-	-	-	-	-	-	20	-23%	20
	2023	11	15	10	21	13	12	19	20	6	14	10	15	26	▼	166
Others	2024	-	-	-	-	-	-	-	-	-	-	-	-	0	0	0
	2023	-	-	-	-	-	-	-	-	-	-	-	1	0	↔	1

Dispositions by Case Category

Case Categories		Jan	Feb	Mar	Apr	May	Jun	Jul	Aug	Sep	Oct	Nov	Dec	Thru Feb	% Change	Total
Capital Murder	2024	-	-	-	-	-	-	-	-	-	-	-	-	0	0	0
	2023	-	-	-	-	-	-	-	-	-	1	-	-	0	↔	1
Contested Divorce	2024	4	4	-	-	-	-	-	-	-	-	-	-	8	14%	8
	2023	3	4	1	1	4	1	1	-	1	1	-	2	7	▲	19
Domestic and Family - Level 1	2024	3	1	-	-	-	-	-	-	-	-	-	-	4	-20%	4
	2023	4	1	7	1	-	1	2	7	2	-	-	2	5	▼	27
Domestic and Family - Level 2	2024	3	-	-	-	-	-	-	-	-	-	-	-	3	50%	3
	2023	1	1	5	1	2	1	3	1	1	7	2	1	2	▲	26
Felonies and Related Matters	2024	30	15	-	-	-	-	-	-	-	-	-	-	45	-43%	45
	2023	44	35	35	52	27	37	20	22	14	9	33	26	79	▼	354
General Civil - Level 1	2024	-	-	-	-	-	-	-	-	-	-	-	-	0	0	0
	2023	-	-	-	-	-	-	-	-	-	-	-	2	0	↔	2
General Civil - Level 2	2024	9	6	-	-	-	-	-	-	-	-	-	-	15	200%	15
	2023	2	3	4	5	3	3	5	7	4	7	3	3	5	▲	49
General Civil - Level 3	2024	6	-	-	-	-	-	-	-	-	-	-	-	6	0%	6
	2023	1	5	4	12	3	3	1	5	-	1	6	5	6	↔	46
Miscellaneous Civil	2024	74	72	-	-	-	-	-	-	-	-	-	-	146	3%	146
	2023	73	69	132	94	67	57	60	87	45	69	73	60	142	▲	886
Misdemeanor	2024	22	25	-	-	-	-	-	-	-	-	-	-	47	52%	47
	2023	20	11	26	21	23	23	13	10	24	11	26	16	31	▲	224
Other	2024	-	1	-	-	-	-	-	-	-	-	-	-	1	-67%	1
	2023	-	3	-	-	-	-	-	-	1	1	2	1	3	▼	8
Other Criminally Related Matters	2024	7	9	-	-	-	-	-	-	-	-	-	-	16	14%	16
	2023	7	7	8	1	4	5	9	2	5	6	2	5	14	▲	61
Probates/Wills & Trusts - Level 1	2024	-	1	-	-	-	-	-	-	-	-	-	-	1	1	1
	2023	-	-	-	-	-	-	-	-	-	-	-	-	0	↔	0
Probates/Wills & Trusts - Level 2	2024	-	1	-	-	-	-	-	-	-	-	-	-	1	-50%	1
	2023	-	2	-	-	-	3	-	1	-	1	-	-	2	▼	7
Uncontested Divorce	2024	4	5	-	-	-	-	-	-	-	-	-	-	9	-25%	9
	2023	6	6	5	3	5	2	4	5	3	4	6	1	12	▼	50

PLN-CCMS-10.11 CASELOAD STATISTICS OF THE CIRCUIT COURTS

Nottoway


January 2023 -- February 2024 Dispositions

Alexandria and Fairfax Circuit are not Included in State Totals

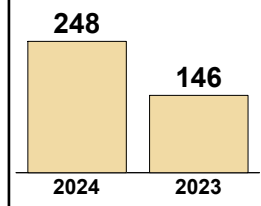
Dashboard

Court: Nottoway Circuit
Circuit/Court ID: 11 211135
Start/End Date: Jan-23 / Feb-24
Type of Case: Dispositions
2023 Average Month: 92
2024 Average Month: 124
Jan-Feb 2023: 146
Jan-Feb 2024 : 248
Dispositions Trending: ▲
Overall AVG. Month: 97

Monthly Dispositions Summary



Jan --- Feb Dispositions



Dispositions by Division

Divisions		Jan	Feb	Mar	Apr	May	Jun	Jul	Aug	Sep	Oct	Nov	Dec	Thru Feb	% Change	Total
Total	2024	123	125	-	-	-	-	-	-	-	-	-	-	248	70%	248
	2023	74	72	133	73	117	130	68	113	116	85	64	62	146	▲	1,107
Civil	2024	12	29	-	-	-	-	-	-	-	-	-	-	41	58%	41
	2023	16	10	14	6	15	12	22	12	15	10	13	6	26	▲	151
Criminal	2024	61	64	-	-	-	-	-	-	-	-	-	-	125	257%	125
	2023	15	20	48	31	65	75	12	57	66	30	12	28	35	▲	459
Concealed Handgun Permits	2024	38	24	-	-	-	-	-	-	-	-	-	-	62	3%	62
	2023	31	29	48	25	25	34	19	30	17	29	19	21	60	▲	327
Miscellaneous/ Other	2024	12	8	-	-	-	-	-	-	-	-	-	-	20	-17%	20
	2023	11	13	23	10	12	9	15	14	18	16	20	7	24	▼	168
Others	2024	-	-	-	-	-	-	-	-	-	-	-	-	0	-100%	0
	2023	1	-	-	1	-	-	-	-	-	-	-	-	1	▼	2

Dispositions by Case Category

Case Categories		Jan	Feb	Mar	Apr	May	Jun	Jul	Aug	Sep	Oct	Nov	Dec	Thru Feb	% Change	Total
Administrative Law	2024	-	-	-	-	-	-	-	-	-	-	-	-	0	0	0
	2023	-	-	-	1	-	-	-	-	-	-	-	-	1	0	↔
Capital Murder	2024	-	-	-	-	-	-	-	-	-	-	-	-	0	0	0
	2023	-	-	-	-	-	-	-	-	1	-	-	-	0	↔	1
Contested Divorce	2024	-	3	-	-	-	-	-	-	-	-	-	-	3	50%	3
	2023	1	1	1	1	1	1	-	3	1	-	-	1	2	▲	11
Domestic and Family - Level 1	2024	1	1	-	-	-	-	-	-	-	-	-	-	2	2	2
	2023	-	-	-	-	-	-	5	-	6	1	-	-	0	↔	12
Domestic and Family - Level 2	2024	5	17	-	-	-	-	-	-	-	-	-	-	22	340%	22
	2023	2	3	-	1	4	2	-	5	1	-	-	2	5	▲	20
Felonies and Related Matters	2024	39	34	-	-	-	-	-	-	-	-	-	-	73	232%	73
	2023	11	11	27	22	29	59	7	37	55	21	8	22	22	▲	309
General Civil - Level 1	2024	-	-	-	-	-	-	-	-	-	-	-	-	0	0	0
	2023	-	-	-	-	-	-	1	-	-	-	-	-	0	↔	1
General Civil - Level 2	2024	2	3	-	-	-	-	-	-	-	-	-	-	5	150%	5
	2023	2	-	5	1	1	4	3	3	4	2	5	2	2	▲	32
General Civil - Level 3	2024	2	5	-	-	-	-	-	-	-	-	-	-	7	0%	7
	2023	3	4	4	2	3	1	9	1	1	1	5	1	7	↔	35
Miscellaneous Civil	2024	44	30	-	-	-	-	-	-	-	-	-	-	74	-5%	74
	2023	40	38	62	31	35	37	28	38	26	37	30	22	78	▼	424
Misdemeanor	2024	22	28	-	-	-	-	-	-	-	-	-	-	50	285%	50
	2023	4	9	18	9	36	7	4	7	10	3	2	6	13	▲	115
Other	2024	4	2	-	-	-	-	-	-	-	-	-	-	6	-33%	6
	2023	5	4	8	4	2	6	5	4	8	9	9	5	9	▼	69
Other Criminally Related Matters	2024	-	2	-	-	-	-	-	-	-	-	-	-	2	100%	2
	2023	1	-	3	-	-	13	2	13	-	6	2	-	1	▲	40
Probates/Wills & Trusts - Level 1	2024	1	-	-	-	-	-	-	-	-	-	-	-	1	1	1
	2023	-	-	-	-	-	-	-	-	-	-	-	-	0	↔	0
Probates/Wills & Trusts - Level 2	2024	-	-	-	-	-	-	-	-	-	-	-	-	0	-100%	0
	2023	2	-	1	1	1	-	1	-	-	3	-	1	2	▼	10
Uncontested Divorce	2024	3	-	-	-	-	-	-	-	-	-	-	-	3	-40%	3
	2023	3	2	4	-	5	-	3	2	3	2	2	-	5	▼	26


This report reflects data in the case management system. Numbers will update accordingly as reports are refreshed and posted.

Dashboard

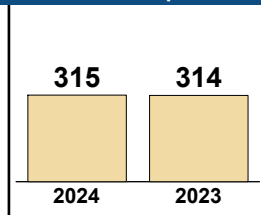
Court: Powhatan Circuit
Start/End Date: Jan-23 / Feb-24
2023 Average Month: 151
Jan-Feb 2023: 314
Dispositions Trending: ⇄

Circuit/Court ID: 11 211145
Type of Case: Dispositions
2024 Average Month: 158
Jan-Feb 2024 : 315
Overall AVG. Month: 152

Monthly Dispositions Summary



Jan --- Feb Dispositions



Dispositions by Division

Divisions		Jan	Feb	Mar	Apr	May	Jun	Jul	Aug	Sep	Oct	Nov	Dec	Thru Feb	% Change	Total
Total	2024	158	157	-	-	-	-	-	-	-	-	-	-	315	0%	315
	2023	157	157	200	122	121	211	141	182	127	171	124	99	314	▲	1,812
Civil	2024	11	11	-	-	-	-	-	-	-	-	-	-	22	-27%	22
	2023	14	16	15	13	12	34	17	25	17	25	9	15	30	▼	212
Criminal	2024	19	25	-	-	-	-	-	-	-	-	-	-	44	-14%	44
	2023	22	29	20	16	14	51	41	33	12	36	1	5	51	▼	280
Concealed Handgun Permits	2024	105	82	-	-	-	-	-	-	-	-	-	-	187	-2%	187
	2023	99	92	136	74	69	94	61	71	71	74	89	55	191	▼	985
Miscellaneous/ Other	2024	23	39	-	-	-	-	-	-	-	-	-	-	62	48%	62
	2023	22	20	29	19	26	32	22	53	27	35	25	24	42	▲	334
Others	2024	-	-	-	-	-	-	-	-	-	-	-	-	0	0	0
	2023	-	-	-	-	-	-	-	-	-	1	-	-	0	↔	1

Dispositions by Case Category

Case Categories		Jan	Feb	Mar	Apr	May	Jun	Jul	Aug	Sep	Oct	Nov	Dec	Thru Feb	% Change	Total
Administrative Law	2024	-	-	-	-	-	-	-	-	-	-	-	-	0	0	0
	2023	-	-	-	-	-	-	-	-	-	-	-	1	0	↔	1
Contested Divorce	2024	-	2	-	-	-	-	-	-	-	-	-	-	2	-33%	2
	2023	-	3	3	2	1	2	2	5	1	2	2	6	3	▼	29
Domestic and Family - Level 1	2024	2	2	-	-	-	-	-	-	-	-	-	-	4	-43%	4
	2023	2	5	1	-	1	10	3	2	-	5	-	-	7	▼	29
Domestic and Family - Level 2	2024	-	-	-	-	-	-	-	-	-	-	-	-	0	0	0
	2023	-	-	2	1	-	1	-	-	1	-	1	-	0	↔	6
Felonies and Related Matters	2024	14	15	-	-	-	-	-	-	-	-	-	-	29	-22%	29
	2023	17	20	13	13	8	49	34	19	8	27	-	2	37	▼	210
General Civil - Level 1	2024	-	-	-	-	-	-	-	-	-	-	-	-	0	-100%	0
	2023	-	2	-	-	-	3	-	1	-	-	-	1	2	▼	7
General Civil - Level 2	2024	5	5	-	-	-	-	-	-	-	-	-	-	10	67%	10
	2023	3	3	-	5	4	9	2	8	5	8	4	-	6	▲	51
General Civil - Level 3	2024	-	1	-	-	-	-	-	-	-	-	-	-	1	-75%	1
	2023	3	1	2	-	3	12	1	2	-	3	3	4	4	▼	34
Miscellaneous Civil	2024	122	101	-	-	-	-	-	-	-	-	-	-	223	3%	223
	2023	115	102	148	85	81	117	79	107	90	94	104	71	217	▲	1,193
Misdemeanor	2024	5	8	-	-	-	-	-	-	-	-	-	-	13	-7%	13
	2023	5	9	4	2	6	2	6	13	5	10	1	2	14	▼	65
Other	2024	4	17	-	-	-	-	-	-	-	-	-	-	21	91%	21
	2023	3	8	16	7	11	4	4	10	8	13	6	5	11	▲	95
Other Criminally Related Matters	2024	-	3	-	-	-	-	-	-	-	-	-	-	3	3	3
	2023	-	-	3	1	-	-	1	1	-	-	-	2	0	↔	8
Probates/Wills & Trusts - Level 2	2024	2	-	-	-	-	-	-	-	-	-	-	-	2	-60%	2
	2023	2	3	1	1	-	-	-	1	2	1	-	1	5	▼	12
Uncontested Divorce	2024	4	3	-	-	-	-	-	-	-	-	-	-	7	-13%	7
	2023	7	1	7	5	6	2	9	13	7	8	3	4	8	▼	72

PLN-CCMS-10.11 CASELOAD STATISTICS OF THE CIRCUIT COURTS

Petersburg

January 2023 -- February 2024 Dispositions


Alexandria and Fairfax Circuit are not Included in State Totals

Dashboard

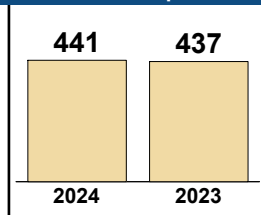
Court: Petersburg Circuit
Start/End Date: Jan-23 / Feb-24
2023 Average Month: 230
Jan-Feb 2023: 437
Dispositions Trending: ↔

Circuit/Court ID: 11 211730
Type of Case: Dispositions
2024 Average Month: 221
Jan-Feb 2024 : 441
Overall AVG. Month: 229

Monthly Dispositions Summary



Jan --- Feb Dispositions



Dispositions by Division

Divisions		Jan	Feb	Mar	Apr	May	Jun	Jul	Aug	Sep	Oct	Nov	Dec	Thru Feb	% Change	Total
Total	2024	182	259	-	-	-	-	-	-	-	-	-	-	441	1%	441
	2023	259	178	256	193	217	209	208	246	283	256	218	241	437	▲	2,764
Civil	2024	37	40	-	-	-	-	-	-	-	-	-	-	77	28%	77
	2023	39	21	20	39	42	36	40	41	24	33	47	23	60	▲	405
Criminal	2024	104	166	-	-	-	-	-	-	-	-	-	-	270	0%	270
	2023	148	121	166	94	126	127	117	165	206	169	125	142	269	▲	1,706
Concealed Handgun Permits	2024	7	29	-	-	-	-	-	-	-	-	-	-	36	-38%	36
	2023	45	13	46	24	20	19	30	20	37	16	30	50	58	▼	350
Miscellaneous/ Other	2024	33	24	-	-	-	-	-	-	-	-	-	-	57	21%	57
	2023	27	20	24	36	27	27	20	19	16	36	16	26	47	▲	294
Others	2024	1	-	-	-	-	-	-	-	-	-	-	-	1	-67%	1
	2023	-	3	-	-	2	-	1	1	-	2	-	-	3	▼	9

Dispositions by Case Category

Case Categories		Jan	Feb	Mar	Apr	May	Jun	Jul	Aug	Sep	Oct	Nov	Dec	Thru Feb	% Change	Total
Administrative Law	2024	-	2	-	-	-	-	-	-	-	-	-	-	2	2	2
	2023	-	-	-	1	-	-	-	-	-	-	-	-	0	↔	1
Contested Divorce	2024	1	4	-	-	-	-	-	-	-	-	-	-	5	67%	5
	2023	1	2	1	2	-	2	8	1	2	4	2	-	3	▲	25
Domestic and Family - Level 1	2024	-	5	-	-	-	-	-	-	-	-	-	-	5	150%	5
	2023	2	-	1	1	-	-	3	-	1	-	7	-	2	▲	15
Domestic and Family - Level 2	2024	-	-	-	-	-	-	-	-	-	-	-	-	0	-100%	0
	2023	-	2	-	-	1	-	1	2	1	2	-	1	2	▼	10
Felonies and Related Matters	2024	61	99	-	-	-	-	-	-	-	-	-	-	160	-9%	160
	2023	95	80	103	58	93	86	65	88	118	109	71	88	175	▼	1,054
General Civil - Level 1	2024	1	-	-	-	-	-	-	-	-	-	-	-	1	0%	1
	2023	1	-	-	2	-	2	3	4	1	-	3	1	1	↔	17
General Civil - Level 2	2024	12	10	-	-	-	-	-	-	-	-	-	-	22	-21%	22
	2023	18	10	3	15	10	13	9	13	8	7	12	10	28	▼	128
General Civil - Level 3	2024	19	15	-	-	-	-	-	-	-	-	-	-	34	113%	34
	2023	11	5	9	8	17	15	12	15	5	15	18	7	16	▲	137
Miscellaneous Civil	2024	23	45	-	-	-	-	-	-	-	-	-	-	68	-25%	68
	2023	62	29	66	54	41	39	48	33	47	42	35	62	91	▼	558
Misdemeanor	2024	38	49	-	-	-	-	-	-	-	-	-	-	87	23%	87
	2023	45	26	47	23	37	20	28	55	72	51	28	40	71	▲	472
Other	2024	15	5	-	-	-	-	-	-	-	-	-	-	20	82%	20
	2023	7	4	3	3	5	4	1	5	5	11	11	11	11	▲	70
Other Criminally Related Matters	2024	6	18	-	-	-	-	-	-	-	-	-	-	24	-4%	24
	2023	10	15	16	15	7	21	25	23	17	9	26	14	25	▼	198
Probates/Wills & Trusts - Level 2	2024	2	-	-	-	-	-	-	-	-	-	-	-	2	-50%	2
	2023	2	2	2	3	2	-	1	1	1	3	1	-	4	▼	18
Protective Orders	2024	-	-	-	-	-	-	-	-	-	-	-	-	0	0	0
	2023	-	-	-	-	-	-	-	-	-	-	-	1	0	↔	1
Uncontested Divorce	2024	4	7	-	-	-	-	-	-	-	-	-	-	11	38%	11
	2023	5	3	5	8	4	7	4	6	5	3	4	6	8	▲	60

This report reflects data in the case management system. Numbers will update accordingly as reports are refreshed and posted.

PLN-CCMS-10.11 CASELOAD STATISTICS OF THE CIRCUIT COURTS

Chesterfield

January 2023 -- February 2024 Dispositions

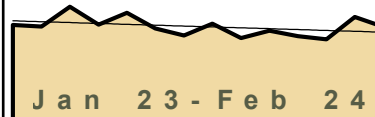
Alexandria and Fairfax Circuit are not Included in State Totals

Dashboard

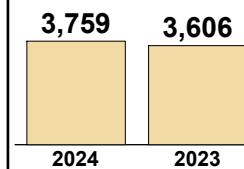
Court: Chesterfield Circuit
Start/End Date: Jan-23 / Feb-24
2023 Average Month: 1,777
Jan-Feb 2023: 3,606
Dispositions Trending: ▲

Circuit/Court ID: 12 212041
Type of Case: Dispositions
2024 Average Month: 1,880
Jan-Feb 2024 : 3,759
Overall AVG. Month: 1,791

Monthly Dispositions Summary



Jan --- Feb Dispositions



Dispositions by Division

Divisions		Jan	Feb	Mar	Apr	May	Jun	Jul	Aug	Sep	Oct	Nov	Dec	Thru Feb	% Change	Total
Total	2024	1,973	1,786	-	-	-	-	-	-	-	-	-	-	3,759	4%	3,759
	2023	1,818	1,788	2,169	1,829	2,054	1,757	1,619	1,848	1,573	1,713	1,607	1,546	3,606	▲	21,321
Civil	2024	239	172	-	-	-	-	-	-	-	-	-	-	411	3%	411
	2023	221	178	246	191	278	216	241	206	183	251	197	188	399	▲	2,596
Criminal	2024	464	434	-	-	-	-	-	-	-	-	-	-	898	22%	898
	2023	370	364	446	309	434	480	325	409	358	459	407	364	734	▲	4,725
Concealed Handgun Permits	2024	508	461	-	-	-	-	-	-	-	-	-	-	969	-19%	969
	2023	588	606	716	649	541	410	449	516	394	418	451	423	1,194	▼	6,161
Miscellaneous/ Other	2024	760	719	-	-	-	-	-	-	-	-	-	-	1,479	16%	1,479
	2023	639	640	760	679	800	650	604	713	638	584	547	569	1,279	▲	7,823
Others	2024	2	-	-	-	-	-	-	-	-	-	-	-	2	2	2
	2023	-	-	1	1	1	1	-	4	-	1	5	2	0	↔	16

Dispositions by Case Category

Case Categories		Jan	Feb	Mar	Apr	May	Jun	Jul	Aug	Sep	Oct	Nov	Dec	Thru Feb	% Change	Total
Administrative Law	2024	4	1	-	-	-	-	-	-	-	-	-	-	5	400%	5
	2023	-	1	-	2	3	1	1	2	1	5	1	2	1	▲	19
Capital Murder	2024	1	-	-	-	-	-	-	-	-	-	-	-	1	1	1
	2023	-	-	-	-	-	-	-	1	1	-	-	-	0	↔	2
Contested Divorce	2024	21	13	-	-	-	-	-	-	-	-	-	-	34	-45%	34
	2023	35	27	24	27	38	23	28	24	16	21	24	17	62	▼	304
Domestic and Family - Level 1	2024	38	30	-	-	-	-	-	-	-	-	-	-	68	62%	68
	2023	30	12	27	24	28	18	28	30	14	30	28	19	42	▲	288
Domestic and Family - Level 2	2024	5	7	-	-	-	-	-	-	-	-	-	-	12	-14%	12
	2023	7	7	7	6	9	4	6	12	4	10	9	5	14	▼	86
Felonies and Related Matters	2024	316	284	-	-	-	-	-	-	-	-	-	-	600	26%	600
	2023	220	257	291	198	272	290	229	282	221	312	257	242	477	▲	3,071
General Civil - Level 1	2024	2	2	-	-	-	-	-	-	-	-	-	-	4	300%	4
	2023	1	-	-	2	4	1	3	4	2	2	1	1	1	▲	21
General Civil - Level 2	2024	67	46	-	-	-	-	-	-	-	-	-	-	113	28%	113
	2023	49	39	70	39	64	73	76	52	56	79	44	66	88	▲	707
General Civil - Level 3	2024	23	21	-	-	-	-	-	-	-	-	-	-	44	42%	44
	2023	12	19	25	34	23	14	24	22	31	25	30	18	31	▲	277
Miscellaneous Civil	2024	704	638	-	-	-	-	-	-	-	-	-	-	1,342	-10%	1,342
	2023	758	734	882	777	716	530	634	679	532	575	578	602	1,492	▼	7,997
Misdemeanor	2024	120	119	-	-	-	-	-	-	-	-	-	-	239	22%	239
	2023	113	83	113	79	139	152	78	94	110	131	123	97	196	▲	1,312
Other	2024	564	539	-	-	-	-	-	-	-	-	-	-	1,103	12%	1,103
	2023	474	512	597	544	634	532	418	553	502	423	424	379	986	▲	5,992
Other Criminally Related Matters	2024	30	31	-	-	-	-	-	-	-	-	-	-	61	-5%	61
	2023	40	24	44	34	37	42	19	35	27	27	29	27	64	▼	385
Probates/Wills & Trusts - Level 1	2024	2	1	-	-	-	-	-	-	-	-	-	-	3	50%	3
	2023	1	1	3	1	1	3	-	-	1	1	-	-	2	▲	12
Probates/Wills & Trusts - Level 2	2024	7	11	-	-	-	-	-	-	-	-	-	-	18	6%	18
	2023	9	8	12	16	11	20	11	6	7	6	9	11	17	▲	126
Protective Orders	2024	-	-	-	-	-	-	-	-	-	-	-	-	0	-100%	0
	2023	3	2	-	4	-	5	-	-	2	3	1	1	5	▼	21
Uncontested Divorce	2024	69	43	-	-	-	-	-	-	-	-	-	-	112	-13%	112
	2023	66	62	74	42	75	49	64	52	46	63	49	59	128	▼	701


This report reflects data in the case management system. Numbers will update accordingly as reports are refreshed and posted.

Dashboard

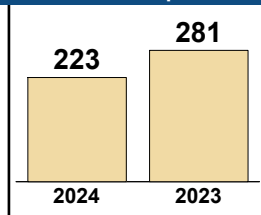
Court: Colonial Heights Circuit
Start/End Date: Jan-23 / Feb-24
2023 Average Month: 116
Jan-Feb 2023: 281
Dispositions Trending: ▼

Circuit/Court ID: 12 212570
Type of Case: Dispositions
2024 Average Month: 112
Jan-Feb 2024 : 223
Overall AVG. Month: 115

Monthly Dispositions Summary



Jan --- Feb Dispositions



Dispositions by Division

Divisions		Jan	Feb	Mar	Apr	May	Jun	Jul	Aug	Sep	Oct	Nov	Dec	Thru Feb	% Change	Total
Total	2024	135	88	-	-	-	-	-	-	-	-	-	-	223	-21%	223
	2023	133	148	140	116	120	124	105	104	107	110	88	96	281	▼	1,391
Civil	2024	14	7	-	-	-	-	-	-	-	-	-	-	21	-5%	21
	2023	10	12	5	16	9	10	6	6	5	18	6	2	22	▼	105
Criminal	2024	79	54	-	-	-	-	-	-	-	-	-	-	133	0%	133
	2023	71	62	88	46	68	70	57	62	84	58	56	66	133	↔	788
Concealed Handgun Permits	2024	22	22	-	-	-	-	-	-	-	-	-	-	44	-45%	44
	2023	33	47	31	42	29	30	20	26	14	21	22	25	80	▼	340
Miscellaneous/ Other	2024	20	5	-	-	-	-	-	-	-	-	-	-	25	-46%	25
	2023	19	27	16	12	14	14	22	10	4	13	4	3	46	▼	158

Dispositions by Case Category

Case Categories		Jan	Feb	Mar	Apr	May	Jun	Jul	Aug	Sep	Oct	Nov	Dec	Thru Feb	% Change	Total
Administrative Law	2024	-	-	-	-	-	-	-	-	-	-	-	-	0	0	0
	2023	-	-	-	-	-	1	-	-	-	-	-	-	0	↔	1
Contested Divorce	2024	3	3	-	-	-	-	-	-	-	-	-	-	6	100%	6
	2023	2	1	-	3	-	1	-	2	-	2	-	-	3	▲	11
Domestic and Family - Level 1	2024	7	1	-	-	-	-	-	-	-	-	-	-	8	167%	8
	2023	3	-	-	1	-	-	-	-	-	3	-	-	3	▲	7
Domestic and Family - Level 2	2024	-	-	-	-	-	-	-	-	-	-	-	-	0	-100%	0
	2023	1	2	-	-	-	-	1	1	-	3	1	-	3	▼	9
Felonies and Related Matters	2024	59	31	-	-	-	-	-	-	-	-	-	-	90	-6%	90
	2023	53	43	61	24	54	52	42	39	60	41	46	56	96	▼	571
General Civil - Level 1	2024	-	-	-	-	-	-	-	-	-	-	-	-	0	0	0
	2023	-	-	-	-	1	-	1	-	-	-	-	-	0	↔	2
General Civil - Level 2	2024	1	2	-	-	-	-	-	-	-	-	-	-	3	-57%	3
	2023	2	5	2	1	-	1	5	1	1	-	3	-	7	▼	21
General Civil - Level 3	2024	2	-	-	-	-	-	-	-	-	-	-	-	2	0%	2
	2023	1	1	1	1	3	1	5	2	-	1	1	-	2	↔	17
Miscellaneous Civil	2024	42	26	-	-	-	-	-	-	-	-	-	-	68	-35%	68
	2023	41	63	36	51	38	35	32	34	17	34	23	28	104	▼	432
Misdemeanor	2024	18	22	-	-	-	-	-	-	-	-	-	-	40	21%	40
	2023	16	17	19	18	11	13	12	21	19	17	8	9	33	▲	180
Other	2024	-	-	-	-	-	-	-	-	-	-	-	-	0	-100%	0
	2023	9	8	8	4	5	9	2	-	-	-	1	-	17	▼	46
Other Criminally Related Matters	2024	2	1	-	-	-	-	-	-	-	-	-	-	3	-40%	3
	2023	2	3	8	4	3	5	3	2	5	3	4	1	5	▼	43
Probates/Wills & Trusts - Level 1	2024	-	-	-	-	-	-	-	-	-	-	-	-	0	0	0
	2023	-	-	1	-	-	-	-	-	-	-	-	-	0	↔	1
Probates/Wills & Trusts - Level 2	2024	-	-	-	-	-	-	-	-	-	-	-	-	0	-100%	0
	2023	1	-	1	2	2	1	-	-	-	1	1	1	1	▼	10
Protective Orders	2024	-	-	-	-	-	-	-	-	-	-	-	-	0	0	0
	2023	-	-	2	1	-	1	1	1	1	-	-	1	0	↔	8
Uncontested Divorce	2024	1	2	-	-	-	-	-	-	-	-	-	-	3	-57%	3
	2023	2	5	1	6	3	4	1	1	4	5	-	-	7	▼	32

PLN-CCMS-10.11 CASELOAD STATISTICS OF THE CIRCUIT COURTS

Richmond

January 2023 -- February 2024 Dispositions

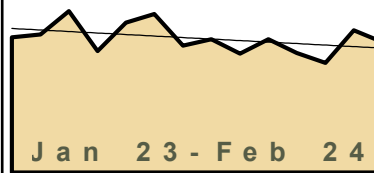
Alexandria and Fairfax Circuit are not Included in State Totals

Dashboard

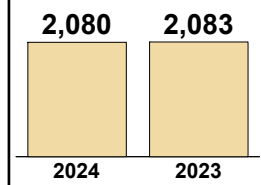
Court: Richmond Circuit
Start/End Date: Jan-23 / Feb-24
2023 Average Month: 1,020
Jan-Feb 2023: 2,083
Dispositions Trending: ⇌

Circuit/Court ID: 13 213760
Type of Case: Dispositions
2024 Average Month: 1,040
Jan-Feb 2024 : 2,080
Overall AVG. Month: 1,023

Monthly Dispositions Summary



Jan --- Feb Dispositions



Dispositions by Division

Divisions		Jan	Feb	Mar	Apr	May	Jun	Jul	Aug	Sep	Oct	Nov	Dec	Thru Feb	% Change	Total
Total	2024	1,085	995	-	-	-	-	-	-	-	-	-	-	2,080	0%	2,080
	2023	1,030	1,053	1,230	925	1,142	1,208	967	1,017	906	1,017	912	835	2,083	▼	12,242
Civil	2024	196	278	-	-	-	-	-	-	-	-	-	-	474	38%	474
	2023	186	158	234	126	190	194	157	162	151	172	208	123	344	▲	2,061
Criminal	2024	361	313	-	-	-	-	-	-	-	-	-	-	674	-15%	674
	2023	423	368	428	393	321	380	336	371	344	319	259	321	791	▼	4,263
Concealed Handgun Permits	2024	174	84	-	-	-	-	-	-	-	-	-	-	258	13%	258
	2023	65	164	174	118	184	260	87	103	92	128	94	81	229	▲	1,550
Miscellaneous/ Other	2024	353	320	-	-	-	-	-	-	-	-	-	-	673	-6%	673
	2023	353	360	390	287	446	373	387	379	316	396	350	309	713	▼	4,346
Others	2024	1	-	-	-	-	-	-	-	-	-	-	-	1	-83%	1
	2023	3	3	4	1	1	1	-	2	3	2	1	1	6	▼	22

Dispositions by Case Category

Case Categories		Jan	Feb	Mar	Apr	May	Jun	Jul	Aug	Sep	Oct	Nov	Dec	Thru Feb	% Change	Total
Administrative Law	2024	3	5	-	-	-	-	-	-	-	-	-	-	8	300%	8
	2023	-	2	3	-	3	4	3	1	-	6	5	1	2	▲	28
Capital Murder	2024	-	-	-	-	-	-	-	-	-	-	-	-	0	0	0
	2023	-	-	-	-	-	-	-	-	2	-	-	-	0	↔	2
Contested Divorce	2024	15	12	-	-	-	-	-	-	-	-	-	-	27	35%	27
	2023	13	7	13	5	14	13	14	10	7	10	7	5	20	▲	118
Domestic and Family - Level 1	2024	8	12	-	-	-	-	-	-	-	-	-	-	20	43%	20
	2023	4	10	16	12	12	15	10	11	20	14	9	4	14	▲	137
Domestic and Family - Level 2	2024	15	15	-	-	-	-	-	-	-	-	-	-	30	7%	30
	2023	17	11	16	10	15	20	6	20	16	5	14	12	28	▲	162
Felonies and Related Matters	2024	268	249	-	-	-	-	-	-	-	-	-	-	517	-23%	517
	2023	367	304	332	323	245	309	264	281	251	249	206	257	671	▼	3,388
General Civil - Level 1	2024	4	9	-	-	-	-	-	-	-	-	-	-	13	18%	13
	2023	6	5	4	3	-	6	4	3	1	5	7	6	11	▲	50
General Civil - Level 2	2024	110	165	-	-	-	-	-	-	-	-	-	-	275	74%	275
	2023	87	71	79	70	88	82	71	57	78	95	129	70	158	▲	977
General Civil - Level 3	2024	49	33	-	-	-	-	-	-	-	-	-	-	82	-7%	82
	2023	40	48	78	26	32	43	25	54	23	38	32	23	88	▼	462
Miscellaneous Civil	2024	336	221	-	-	-	-	-	-	-	-	-	-	557	19%	557
	2023	183	286	324	205	378	375	260	222	222	255	248	164	469	▲	3,122
Misdemeanor	2024	65	33	-	-	-	-	-	-	-	-	-	-	98	26%	98
	2023	32	46	63	42	52	40	41	52	64	46	37	42	78	▲	557
Other	2024	155	161	-	-	-	-	-	-	-	-	-	-	316	-30%	316
	2023	222	227	230	182	239	240	204	247	174	235	181	209	449	▼	2,590
Other Criminally Related Matters	2024	33	41	-	-	-	-	-	-	-	-	-	-	74	40%	74
	2023	27	26	37	34	28	38	36	44	31	29	23	22	53	▲	375
Probates/Wills & Trusts - Level 1	2024	-	-	-	-	-	-	-	-	-	-	-	-	0	0	0
	2023	-	-	-	-	-	-	-	-	1	-	-	-	0	↔	2
Probates/Wills & Trusts - Level 2	2024	3	3	-	-	-	-	-	-	-	-	-	-	6	200%	6
	2023	2	-	3	-	2	1	1	1	-	3	1	4	2	▲	18
Uncontested Divorce	2024	21	36	-	-	-	-	-	-	-	-	-	-	57	43%	57
	2023	30	10	32	13	34	22	28	14	16	27	13	15	40	▲	254

This report reflects data in the case management system. Numbers will update accordingly as reports are refreshed and posted.

PLN-CCMS-10.11 CASELOAD STATISTICS OF THE CIRCUIT COURTS

Henrico

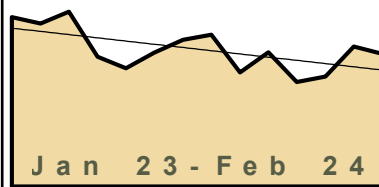
January 2023 -- February 2024 Dispositions

Alexandria and Fairfax Circuit are not Included in State Totals

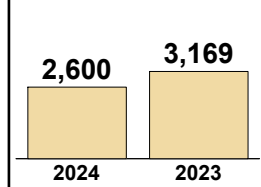
Dashboard

Court: Henrico Circuit
Circuit/Court ID: 14 214087
Start/End Date: Jan-23 / Feb-24
Type of Case: Dispositions
2023 Average Month: 1,311
2024 Average Month: 1,300
Jan-Feb 2023: 3,169
Jan-Feb 2024 : 2,600
Dispositions Trending: ▼
Overall AVG. Month: 1,309

Monthly Dispositions Summary



Jan --- Feb Dispositions



Dispositions by Division

Divisions		Jan	Feb	Mar	Apr	May	Jun	Jul	Aug	Sep	Oct	Nov	Dec	Thru Feb	% Change	Total
Total	2024	1,335	1,265	-	-	-	-	-	-	-	-	-	-	2,600	-18%	2,600
	2023	1,615	1,554	1,667	1,236	1,126	1,277	1,398	1,445	1,086	1,280	995	1,049	3,169	▼	15,728
Civil	2024	239	205	-	-	-	-	-	-	-	-	-	-	444	-42%	444
	2023	372	390	172	148	174	249	165	187	148	173	140	131	762	▼	2,449
Criminal	2024	504	477	-	-	-	-	-	-	-	-	-	-	981	-5%	981
	2023	527	508	642	498	430	474	513	566	472	435	405	503	1,035	▼	5,973
Concealed Handgun Permits	2024	373	303	-	-	-	-	-	-	-	-	-	-	676	-7%	676
	2023	385	340	433	300	296	277	260	271	241	325	282	235	725	▼	3,645
Miscellaneous/ Other	2024	217	276	-	-	-	-	-	-	-	-	-	-	493	-23%	493
	2023	327	315	418	289	219	272	459	418	223	344	166	178	642	▼	3,628
Others	2024	2	4	-	-	-	-	-	-	-	-	-	-	6	20%	6
	2023	4	1	2	1	7	5	1	3	2	3	2	2	5	▲	33

Dispositions by Case Category

Case Categories		Jan	Feb	Mar	Apr	May	Jun	Jul	Aug	Sep	Oct	Nov	Dec	Thru Feb	% Change	Total
Administrative Law	2024	-	5	-	-	-	-	-	-	-	-	-	-	5	-44%	5
	2023	3	6	1	1	-	5	2	-	1	1	1	-	9	▼	21
Contested Divorce	2024	34	25	-	-	-	-	-	-	-	-	-	-	59	-37%	59
	2023	42	52	26	20	23	31	26	30	18	20	14	19	94	▼	321
Domestic and Family - Level 1	2024	10	15	-	-	-	-	-	-	-	-	-	-	25	-19%	25
	2023	14	17	12	10	32	13	12	17	15	11	4	13	31	▼	170
Domestic and Family - Level 2	2024	6	3	-	-	-	-	-	-	-	-	-	-	9	-68%	9
	2023	14	14	5	5	6	5	2	3	3	9	1	2	28	▼	69
Felonies and Related Matters	2024	322	332	-	-	-	-	-	-	-	-	-	-	654	-5%	654
	2023	340	348	430	354	267	322	320	366	299	287	250	357	688	▼	3,940
General Civil	2024	-	-	-	-	-	-	-	-	-	-	-	-	0	0	0
	2023	-	-	-	-	-	-	-	-	-	-	-	1	0	↔	1
General Civil - Level 1	2024	1	5	-	-	-	-	-	-	-	-	-	-	6	-68%	6
	2023	12	7	2	3	4	3	4	5	2	2	3	5	19	▼	52
General Civil - Level 2	2024	98	70	-	-	-	-	-	-	-	-	-	-	168	-44%	168
	2023	145	157	62	45	54	91	59	62	49	52	55	33	302	▼	864
General Civil - Level 3	2024	21	15	-	-	-	-	-	-	-	-	-	-	36	-56%	36
	2023	48	34	23	21	16	28	21	11	16	31	15	9	82	▼	273
Miscellaneous Civil	2024	568	561	-	-	-	-	-	-	-	-	-	-	1,129	-10%	1,129
	2023	654	606	825	580	500	533	697	676	455	659	422	409	1,260	▼	7,016
Misdemeanor	2024	144	124	-	-	-	-	-	-	-	-	-	-	268	-5%	268
	2023	153	128	158	118	119	117	152	150	127	112	120	116	281	▼	1,570
Other	2024	8	9	-	-	-	-	-	-	-	-	-	-	17	-59%	17
	2023	23	18	9	4	13	9	3	4	7	4	25	5	41	▼	124
Other Criminally Related Matters	2024	45	31	-	-	-	-	-	-	-	-	-	-	76	-1%	76
	2023	43	34	58	28	46	36	43	55	47	36	43	30	77	▼	499
Probates/Wills & Trusts - Level 1	2024	2	1	-	-	-	-	-	-	-	-	-	-	3	50%	3
	2023	2	-	1	-	1	1	-	1	-	-	1	1	2	▲	8
Probates/Wills & Trusts - Level 2	2024	5	8	-	-	-	-	-	-	-	-	-	-	13	-58%	13
	2023	16	15	8	5	2	13	8	14	6	6	7	3	31	▼	103
Protective Orders	2024	-	-	-	-	-	-	-	-	-	-	-	-	0	0	0
	2023	-	-	-	-	-	-	-	-	-	-	1	-	0	↔	1
Uncontested Divorce	2024	71	61	-	-	-	-	-	-	-	-	-	-	132	-41%	132
	2023	106	118	47	42	43	70	49	51	41	49	33	47	224	▼	696

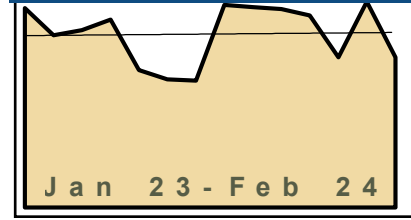
This report reflects data in the case management system. Numbers will update accordingly as reports are refreshed and posted.

Dashboard

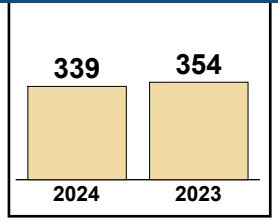
Court: Caroline Circuit
Start/End Date: Jan-23 / Feb-24
2023 Average Month: 165
Jan-Feb 2023: 354
Dispositions Trending: ▼

Circuit/Court ID: 15 215033
Type of Case: Dispositions
2024 Average Month: 170
Jan-Feb 2024 : 339
Overall AVG. Month: 165

Monthly Dispositions Summary



Jan --- Feb Dispositions



Dispositions by Division

Divisions		Jan	Feb	Mar	Apr	May	Jun	Jul	Aug	Sep	Oct	Nov	Dec	Thru Feb	% Change	Total
Total	2024	196	143	-	-	-	-	-	-	-	-	-	-	339	-4%	339
	2023	190	164	169	179	131	122	121	193	191	189	183	143	354	▼	1,975
Civil	2024	20	12	-	-	-	-	-	-	-	-	-	-	32	-20%	32
	2023	30	10	15	8	10	31	19	14	25	12	27	14	40	▼	215
Criminal	2024	84	46	-	-	-	-	-	-	-	-	-	-	130	-4%	130
	2023	65	70	48	46	33	31	50	57	98	65	62	55	135	▼	680
Concealed Handgun Permits	2024	48	69	-	-	-	-	-	-	-	-	-	-	117	-2%	117
	2023	59	60	88	72	65	45	39	58	50	71	59	54	119	▼	720
Miscellaneous/ Other	2024	44	16	-	-	-	-	-	-	-	-	-	-	60	0%	60
	2023	36	24	18	48	23	15	13	64	18	41	34	20	60	↔	354
Others	2024	-	-	-	-	-	-	-	-	-	-	-	-	0	0	0
	2023	-	-	-	5	-	-	-	-	-	-	1	-	0	↔	6

Dispositions by Case Category

Case Categories		Jan	Feb	Mar	Apr	May	Jun	Jul	Aug	Sep	Oct	Nov	Dec	Thru Feb	% Change	Total
Administrative Law	2024	-	-	-	-	-	-	-	-	-	-	-	-	0	0	0
	2023	-	-	-	-	-	-	-	-	1	-	-	-	0	↔	1
Contested Divorce	2024	1	1	-	-	-	-	-	-	-	-	-	-	2	-33%	2
	2023	2	1	4	-	-	1	1	3	1	2	4	4	3	▼	23
Domestic and Family - Level 1	2024	5	-	-	-	-	-	-	-	-	-	-	-	5	400%	5
	2023	-	1	-	-	1	6	-	3	2	1	2	3	1	▲	19
Domestic and Family - Level 2	2024	1	2	-	-	-	-	-	-	-	-	-	-	3	-80%	3
	2023	15	-	-	-	3	12	8	-	-	2	-	-	15	▼	40
Felonies and Related Matters	2024	60	24	-	-	-	-	-	-	-	-	-	-	84	15%	84
	2023	36	37	35	26	16	13	33	39	60	39	42	32	73	▲	408
General Civil - Level 1	2024	-	-	-	-	-	-	-	-	-	-	-	-	0	-100%	0
	2023	2	-	-	-	-	-	-	1	-	-	-	-	2	▼	3
General Civil - Level 2	2024	6	4	-	-	-	-	-	-	-	-	-	-	10	0%	10
	2023	5	5	8	3	1	6	5	2	3	1	10	5	10	↔	54
General Civil - Level 3	2024	1	2	-	-	-	-	-	-	-	-	-	-	3	-40%	3
	2023	5	-	1	1	2	-	1	1	10	2	10	-	5	▼	33
Miscellaneous Civil	2024	69	84	-	-	-	-	-	-	-	-	-	-	153	-2%	153
	2023	79	77	103	79	87	60	52	78	68	91	84	72	156	▼	930
Misdemeanor	2024	18	19	-	-	-	-	-	-	-	-	-	-	37	-27%	37
	2023	26	25	10	9	14	10	12	18	33	24	19	21	51	▼	221
Other	2024	24	1	-	-	-	-	-	-	-	-	-	-	25	32%	25
	2023	12	7	2	46	1	-	1	44	1	18	2	-	19	▲	134
Other Criminally Related Matters	2024	6	3	-	-	-	-	-	-	-	-	-	-	9	-18%	9
	2023	3	8	3	11	3	8	5	-	5	2	1	2	11	▼	51
Probates/Wills & Trusts - Level 1	2024	-	-	-	-	-	-	-	-	-	-	-	-	0	0	0
	2023	-	-	-	-	1	-	-	-	-	-	-	-	0	↔	1
Probates/Wills & Trusts - Level 2	2024	1	-	-	-	-	-	-	-	-	-	-	-	1	0%	1
	2023	1	-	-	-	-	-	-	2	1	-	1	1	1	↔	6
Uncontested Divorce	2024	4	3	-	-	-	-	-	-	-	-	-	-	7	0%	7
	2023	4	3	3	4	2	6	3	2	6	7	8	3	7	↔	51

PLN-CCMS-10.11 CASELOAD STATISTICS OF THE CIRCUIT COURTS

Essex

January 2023 -- February 2024 Dispositions


Alexandria and Fairfax Circuit are not Included in State Totals

Dashboard

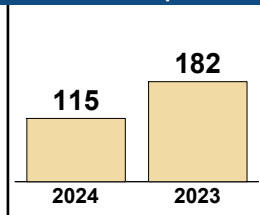
Court: Essex Circuit
Start/End Date: Jan-23 / Feb-24
2023 Average Month: 57
Jan-Feb 2023: 182
Dispositions Trending: ▼

Circuit/Court ID: 15 215057
Type of Case: Dispositions
2024 Average Month: 58
Jan-Feb 2024 : 115
Overall AVG. Month: 57

Monthly Dispositions Summary



Jan --- Feb Dispositions



Dispositions by Division

Divisions		Jan	Feb	Mar	Apr	May	Jun	Jul	Aug	Sep	Oct	Nov	Dec	Thru Feb	% Change	Total
Total	2024	75	40	-	-	-	-	-	-	-	-	-	-	115	-37%	115
	2023	134	48	79	73	37	48	34	40	50	62	42	34	182	▼	681
Civil	2024	4	2	-	-	-	-	-	-	-	-	-	-	6	-70%	6
	2023	15	5	3	14	8	6	8	4	7	6	5	1	20	▼	82
Criminal	2024	28	7	-	-	-	-	-	-	-	-	-	-	35	-57%	35
	2023	81	-	25	28	7	7	6	10	10	18	6	15	81	▼	213
Concealed Handgun Permits	2024	24	17	-	-	-	-	-	-	-	-	-	-	41	-13%	41
	2023	25	22	31	23	8	23	17	13	20	26	19	11	47	▼	238
Miscellaneous/ Other	2024	19	14	-	-	-	-	-	-	-	-	-	-	33	0%	33
	2023	13	20	20	8	14	12	3	13	13	12	12	7	33	↔	147
Others	2024	-	-	-	-	-	-	-	-	-	-	-	-	0	-100%	0
	2023	-	1	-	-	-	-	-	-	-	-	-	-	1	▼	1

Dispositions by Case Category

Case Categories		Jan	Feb	Mar	Apr	May	Jun	Jul	Aug	Sep	Oct	Nov	Dec	Thru Feb	% Change	Total
Contested Divorce	2024	1	-	-	-	-	-	-	-	-	-	-	-	1	1	1
	2023	-	-	-	5	-	-	1	-	2	-	-	-	0	↔	8
Domestic and Family - Level 1	2024	-	-	-	-	-	-	-	-	-	-	-	-	0	-100%	0
	2023	4	-	-	3	-	-	1	-	-	1	-	-	4	▼	9
Domestic and Family - Level 2	2024	-	-	-	-	-	-	-	-	-	-	-	-	0	0	0
	2023	-	-	-	-	1	3	-	-	1	1	-	-	0	↔	6
Felonies and Related Matters	2024	25	4	-	-	-	-	-	-	-	-	-	-	29	-45%	29
	2023	53	-	16	19	5	6	4	9	4	14	2	7	53	▼	139
General Civil - Level 1	2024	-	-	-	-	-	-	-	-	-	-	-	-	0	0	0
	2023	-	-	-	-	-	1	-	-	-	-	-	2	0	↔	3
General Civil - Level 2	2024	3	2	-	-	-	-	-	-	-	-	-	-	5	67%	5
	2023	2	1	-	1	1	-	-	-	1	-	-	1	3	▲	7
General Civil - Level 3	2024	1	-	-	-	-	-	-	-	-	-	-	-	1	-80%	1
	2023	4	1	1	1	4	1	2	-	-	2	3	-	5	▼	19
Miscellaneous Civil	2024	30	20	-	-	-	-	-	-	-	-	-	-	50	-4%	50
	2023	28	24	34	25	10	26	20	14	21	31	22	15	52	▼	270
Misdemeanor	2024	1	3	-	-	-	-	-	-	-	-	-	-	4	0%	4
	2023	4	-	3	3	2	-	1	-	2	2	4	1	4	↔	22
Other	2024	12	10	-	-	-	-	-	-	-	-	-	-	22	-24%	22
	2023	10	19	17	6	12	8	-	13	12	7	9	2	29	▼	115
Other Criminally Related Matters	2024	2	-	-	-	-	-	-	-	-	-	-	-	2	-92%	2
	2023	24	-	6	7	-	1	3	1	4	2	-	7	24	▼	55
Probates/Wills & Trusts - Level 1	2024	-	1	-	-	-	-	-	-	-	-	-	-	1	0%	1
	2023	1	-	-	-	-	-	-	-	-	-	-	-	1	↔	1
Probates/Wills & Trusts - Level 2	2024	-	-	-	-	-	-	-	-	-	-	-	-	0	-100%	0
	2023	1	-	-	-	-	-	-	1	-	-	-	-	1	▼	2
Uncontested Divorce	2024	-	-	-	-	-	-	-	-	-	-	-	-	0	-100%	0
	2023	3	3	2	3	2	2	2	2	3	2	-	1	6	▼	25

This report reflects data in the case management system. Numbers will update accordingly as reports are refreshed and posted.

PLN-CCMS-10.11 CASELOAD STATISTICS OF THE CIRCUIT COURTS

Hanover

January 2023 -- February 2024 Dispositions

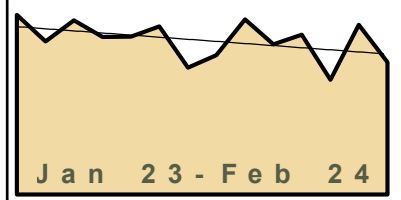
Alexandria and Fairfax Circuit are not Included in State Totals

Dashboard

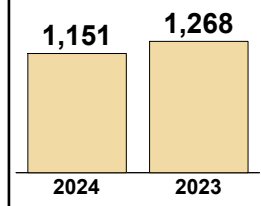
Court: Hanover Circuit
Start/End Date: Jan-23 / Feb-24
2023 Average Month: 590
Jan-Feb 2023: 1,268
Dispositions Trending: ▼

Circuit/Court ID: 15 215085
Type of Case: Dispositions
2024 Average Month: 576
Jan-Feb 2024 : 1,151
Overall AVG. Month: 588

Monthly Dispositions Summary



Jan --- Feb Dispositions



Dispositions by Division

Divisions		Jan	Feb	Mar	Apr	May	Jun	Jul	Aug	Sep	Oct	Nov	Dec	Thru Feb	% Change	Total
Total	2024	647	504	-	-	-	-	-	-	-	-	-	-	1,151	-9%	1,151
	2023	685	583	664	600	602	641	484	531	667	572	609	437	1,268	▼	7,075
Civil	2024	106	100	-	-	-	-	-	-	-	-	-	-	206	5%	206
	2023	105	91	107	87	122	130	109	126	113	114	133	64	196	▲	1,301
Criminal	2024	218	200	-	-	-	-	-	-	-	-	-	-	418	0%	418
	2023	214	206	240	185	207	245	211	171	239	210	211	216	420	▼	2,555
Concealed Handgun Permits	2024	270	146	-	-	-	-	-	-	-	-	-	-	416	-14%	416
	2023	280	201	205	248	188	184	87	149	229	162	202	116	481	▼	2,251
Miscellaneous/ Other	2024	53	58	-	-	-	-	-	-	-	-	-	-	111	-35%	111
	2023	86	85	112	80	84	82	77	85	85	86	63	41	171	▼	966
Others	2024	-	-	-	-	-	-	-	-	-	-	-	-	0	0	0
	2023	-	-	-	-	1	-	-	-	1	-	-	-	0	↔	2

Dispositions by Case Category

Case Categories		Jan	Feb	Mar	Apr	May	Jun	Jul	Aug	Sep	Oct	Nov	Dec	Thru Feb	% Change	Total
Administrative Law	2024	1	-	-	-	-	-	-	-	-	-	-	-	1	1	1
	2023	-	-	-	-	1	-	-	1	-	-	1	1	0	↔	4
Capital Murder	2024	1	-	-	-	-	-	-	-	-	-	-	-	1	1	1
	2023	-	-	-	-	-	-	-	-	-	-	1	-	0	↔	1
Contested Divorce	2024	18	17	-	-	-	-	-	-	-	-	-	-	35	-3%	35
	2023	16	20	21	12	30	21	16	14	20	18	16	9	36	▼	213
Domestic and Family - Level 1	2024	5	6	-	-	-	-	-	-	-	-	-	-	11	-31%	11
	2023	8	8	8	3	4	5	8	6	4	5	12	5	16	▼	76
Domestic and Family - Level 2	2024	4	6	-	-	-	-	-	-	-	-	-	-	10	100%	10
	2023	3	2	6	4	2	6	12	7	5	7	4	3	5	▲	61
Felonies and Related Matters	2024	137	89	-	-	-	-	-	-	-	-	-	-	226	-7%	226
	2023	138	105	132	110	120	153	138	100	146	119	130	126	243	▼	1,517
General Civil - Level 1	2024	-	-	-	-	-	-	-	-	-	-	-	-	0	-100%	0
	2023	1	-	1	-	2	1	1	2	-	-	1	-	1	▼	9
General Civil - Level 2	2024	25	13	-	-	-	-	-	-	-	-	-	-	38	-5%	38
	2023	25	15	24	24	25	34	20	32	28	36	46	5	40	▼	314
General Civil - Level 3	2024	7	6	-	-	-	-	-	-	-	-	-	-	13	0%	13
	2023	7	6	9	2	11	6	8	10	6	7	4	1	13	↔	77
Miscellaneous Civil	2024	322	200	-	-	-	-	-	-	-	-	-	-	522	-19%	522
	2023	362	282	310	321	269	264	161	224	312	245	263	159	644	▼	3,172
Misdemeanor	2024	76	99	-	-	-	-	-	-	-	-	-	-	175	7%	175
	2023	66	97	99	70	79	83	65	62	89	84	72	85	163	▲	951
Other	2024	7	5	-	-	-	-	-	-	-	-	-	-	12	-8%	12
	2023	11	2	3	2	6	3	2	2	7	8	1	4	13	▼	51
Other Criminally Related Matters	2024	4	12	-	-	-	-	-	-	-	-	-	-	16	-11%	16
	2023	13	5	9	5	8	10	8	9	9	8	8	6	18	▼	98
Probates/Wills & Trusts - Level 1	2024	-	-	-	-	-	-	-	-	-	-	-	-	0	0	0
	2023	-	-	-	1	-	1	1	1	-	-	-	2	0	↔	6
Probates/Wills & Trusts - Level 2	2024	3	2	-	-	-	-	-	-	-	-	-	-	5	67%	5
	2023	2	1	4	3	2	8	1	2	1	1	-	-	3	▲	25
Uncontested Divorce	2024	37	49	-	-	-	-	-	-	-	-	-	-	86	18%	86
	2023	33	40	38	43	43	46	43	59	40	34	50	31	73	▲	500

This report reflects data in the case management system. Numbers will update accordingly as reports are refreshed and posted.

PLN-CCMS-10.11 CASELOAD STATISTICS OF THE CIRCUIT COURTS

King George

January 2023 -- February 2024 Dispositions

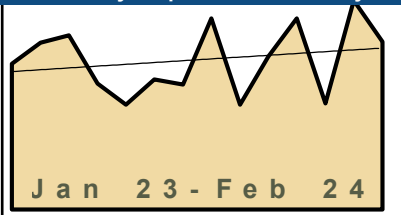
Alexandria and Fairfax Circuit are not Included in State Totals

Dashboard

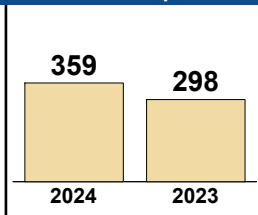
Court: King George Circuit
Start/End Date: Jan-23 / Feb-24
2023 Average Month: 137
Jan-Feb 2023: 298
Dispositions Trending: ▲

Circuit/Court ID: 15 215099
Type of Case: Dispositions
2024 Average Month: 180
Jan-Feb 2024 : 359
Overall AVG. Month: 143

Monthly Dispositions Summary



Jan --- Feb Dispositions



Dispositions by Division

Divisions		Jan	Feb	Mar	Apr	May	Jun	Jul	Aug	Sep	Oct	Nov	Dec	Thru Feb	% Change	Total
Total	2024	199	160	-	-	-	-	-	-	-	-	-	-	359	20%	359
	2023	139	159	166	120	100	124	119	182	100	146	182	101	298	▲	1,638
Civil	2024	14	5	-	-	-	-	-	-	-	-	-	-	19	-34%	19
	2023	9	20	14	18	11	8	15	37	9	20	13	15	29	▼	189
Criminal	2024	88	84	-	-	-	-	-	-	-	-	-	-	172	67%	172
	2023	40	63	51	25	20	45	41	38	30	57	84	39	103	▲	533
Concealed Handgun Permits	2024	77	51	-	-	-	-	-	-	-	-	-	-	128	5%	128
	2023	65	57	80	59	51	56	48	74	46	55	67	29	122	▲	687
Miscellaneous/ Other	2024	20	20	-	-	-	-	-	-	-	-	-	-	40	-9%	40
	2023	25	19	21	18	18	15	15	33	15	14	18	18	44	▼	229

Dispositions by Case Category

Case Categories		Jan	Feb	Mar	Apr	May	Jun	Jul	Aug	Sep	Oct	Nov	Dec	Thru Feb	% Change	Total
Administrative Law	2024	-	-	-	-	-	-	-	-	-	-	-	-	0	-100%	0
	2023	-	1	-	-	-	-	-	1	-	-	-	-	1	▼	2
Capital Murder	2024	-	-	-	-	-	-	-	-	-	-	-	-	0	0	0
	2023	-	-	-	-	1	-	-	-	-	-	-	-	0	↔	1
Contested Divorce	2024	1	3	-	-	-	-	-	-	-	-	-	-	4	0%	4
	2023	3	1	2	4	1	-	2	5	1	-	-	2	4	↔	21
Domestic and Family - Level 1	2024	2	-	-	-	-	-	-	-	-	-	-	-	2	2	2
	2023	-	-	2	3	-	2	6	4	-	6	-	3	0	↔	26
Domestic and Family - Level 2	2024	1	-	-	-	-	-	-	-	-	-	-	-	1	0%	1
	2023	1	-	-	-	-	1	-	3	-	1	-	-	1	↔	6
Felonies and Related Matters	2024	57	43	-	-	-	-	-	-	-	-	-	-	100	69%	100
	2023	27	32	27	13	11	22	24	30	24	47	58	20	59	▲	335
General Civil - Level 1	2024	-	-	-	-	-	-	-	-	-	-	-	-	0	0	0
	2023	-	-	-	-	1	-	-	3	1	-	1	-	0	↔	6
General Civil - Level 2	2024	3	1	-	-	-	-	-	-	-	-	-	-	4	0%	4
	2023	2	2	2	4	2	2	1	5	1	6	2	2	4	↔	31
General Civil - Level 3	2024	-	-	-	-	-	-	-	-	-	-	-	-	0	-100%	0
	2023	1	13	3	4	4	1	2	1	3	-	3	3	14	▼	38
Miscellaneous Civil	2024	89	61	-	-	-	-	-	-	-	-	-	-	150	-1%	150
	2023	81	70	92	71	63	67	58	100	57	65	75	40	151	▼	839
Misdemeanor	2024	29	40	-	-	-	-	-	-	-	-	-	-	69	77%	69
	2023	12	27	21	9	7	21	12	6	3	10	25	17	39	▲	170
Other	2024	7	10	-	-	-	-	-	-	-	-	-	-	17	31%	17
	2023	8	5	9	5	6	4	5	5	4	4	9	6	13	▲	70
Other Criminally Related Matters	2024	2	1	-	-	-	-	-	-	-	-	-	-	3	-40%	3
	2023	1	4	3	3	1	2	5	3	3	1	3	2	5	▼	31
Probates/Wills & Trusts - Level 1	2024	-	-	-	-	-	-	-	-	-	-	-	-	0	0	0
	2023	-	-	-	-	-	-	-	1	-	-	-	1	0	↔	2
Probates/Wills & Trusts - Level 2	2024	-	-	-	-	-	-	-	-	-	-	-	-	0	0	0
	2023	-	-	-	-	1	2	-	2	-	-	1	1	0	↔	7
Protective Orders	2024	2	-	-	-	-	-	-	-	-	-	-	-	2	2	2
	2023	-	-	-	-	-	-	-	-	-	1	-	1	0	↔	2
Uncontested Divorce	2024	6	1	-	-	-	-	-	-	-	-	-	-	7	0%	7
	2023	3	4	5	4	2	-	4	13	3	5	5	3	7	↔	51


This report reflects data in the case management system. Numbers will update accordingly as reports are refreshed and posted.

Dashboard

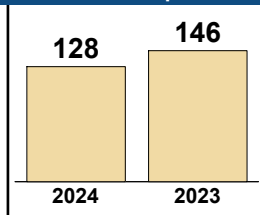
Court: Lancaster Circuit
Start/End Date: Jan-23 / Feb-24
2023 Average Month: 60
Jan-Feb 2023: 146
Dispositions Trending: ▼

Circuit/Court ID: 15 215103
Type of Case: Dispositions
2024 Average Month: 64
Jan-Feb 2024 : 128
Overall AVG. Month: 60

Monthly Dispositions Summary



Jan --- Feb Dispositions



Dispositions by Division

Divisions		Jan	Feb	Mar	Apr	May	Jun	Jul	Aug	Sep	Oct	Nov	Dec	Thru Feb	% Change	Total
Total	2024	50	78	-	-	-	-	-	-	-	-	-	-	128	-12%	128
	2023	74	72	67	69	51	63	65	36	63	42	34	81	146	▼	717
Civil	2024	6	-	-	-	-	-	-	-	-	-	-	-	6	-57%	6
	2023	8	6	10	12	12	13	6	4	8	3	2	5	14	▼	89
Criminal	2024	8	54	-	-	-	-	-	-	-	-	-	-	62	17%	62
	2023	26	27	15	13	14	22	25	14	17	18	13	42	53	▲	246
Concealed Handgun Permits	2024	22	17	-	-	-	-	-	-	-	-	-	-	39	-34%	39
	2023	29	30	28	34	12	20	23	7	28	13	13	28	59	▼	265
Miscellaneous/ Other	2024	14	7	-	-	-	-	-	-	-	-	-	-	21	11%	21
	2023	11	8	14	10	13	8	11	11	10	8	6	6	19	▲	116
Others	2024	-	-	-	-	-	-	-	-	-	-	-	-	0	-100%	0
	2023	-	1	-	-	-	-	-	-	-	-	-	-	1	▼	1

Dispositions by Case Category

Case Categories		Jan	Feb	Mar	Apr	May	Jun	Jul	Aug	Sep	Oct	Nov	Dec	Thru Feb	% Change	Total
Capital Murder	2024	-	-	-	-	-	-	-	-	-	-	-	-	0	0	0
	2023	-	-	-	-	-	-	-	-	-	-	2	-	0	↔	2
Contested Divorce	2024	1	-	-	-	-	-	-	-	-	-	-	-	1	-50%	1
	2023	1	1	-	-	-	1	-	1	3	1	-	1	2	▼	9
Domestic and Family - Level 1	2024	3	-	-	-	-	-	-	-	-	-	-	-	3	200%	3
	2023	1	-	4	-	1	-	-	-	1	-	1	-	1	▲	8
Domestic and Family - Level 2	2024	-	-	-	-	-	-	-	-	-	-	-	-	0	-100%	0
	2023	1	-	1	1	-	1	-	-	-	-	-	-	1	▼	4
Felonies and Related Matters	2024	7	41	-	-	-	-	-	-	-	-	-	-	48	17%	48
	2023	20	21	12	10	13	2	18	4	7	10	5	30	41	▲	152
General Civil - Level 1	2024	-	-	-	-	-	-	-	-	-	-	-	-	0	0	0
	2023	-	-	1	-	-	1	-	-	1	-	-	-	0	↔	3
General Civil - Level 2	2024	3	-	-	-	-	-	-	-	-	-	-	-	3	-40%	3
	2023	3	2	3	3	-	1	-	2	3	-	1	2	5	▼	20
General Civil - Level 3	2024	2	-	-	-	-	-	-	-	-	-	-	-	2	-33%	2
	2023	1	2	-	4	11	4	5	-	1	2	-	1	3	▼	31
Miscellaneous Civil	2024	28	23	-	-	-	-	-	-	-	-	-	-	51	-28%	51
	2023	35	36	36	41	21	28	28	18	35	19	17	30	71	▼	344
Misdemeanor	2024	-	12	-	-	-	-	-	-	-	-	-	-	12	9%	12
	2023	5	6	1	2	-	18	4	9	10	6	5	9	11	▲	75
Other	2024	5	1	-	-	-	-	-	-	-	-	-	-	6	-14%	6
	2023	5	2	5	1	4	2	5	-	2	2	1	4	7	▼	33
Other Criminally Related Matters	2024	1	1	-	-	-	-	-	-	-	-	-	-	2	0%	2
	2023	1	1	2	1	1	2	3	1	-	2	1	4	2	↔	19
Probates/Wills & Trusts - Level 2	2024	-	-	-	-	-	-	-	-	-	-	-	-	0	-100%	0
	2023	1	1	-	1	-	-	1	-	-	-	1	-	2	▼	5
Uncontested Divorce	2024	-	-	-	-	-	-	-	-	-	-	-	-	0	0	0
	2023	-	-	2	5	-	3	1	1	-	-	-	-	0	↔	12

PLN-CCMS-10.11 CASELOAD STATISTICS OF THE CIRCUIT COURTS

Northumberland

January 2023 -- February 2024 Dispositions

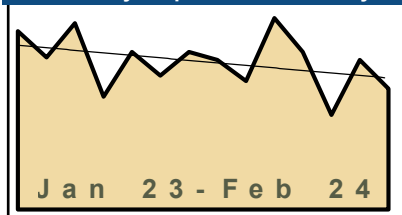
Alexandria and Fairfax Circuit are not Included in State Totals

Dashboard

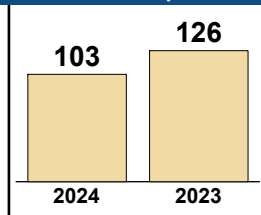
Court: Northumberland Circuit
Start/End Date: Jan-23 / Feb-24
2023 Average Month: 57
Jan-Feb 2023: 126
Dispositions Trending: ▼

Circuit/Court ID: 15 215133
Type of Case: Dispositions
2024 Average Month: 52
Jan-Feb 2024 : 103
Overall AVG. Month: 56

Monthly Dispositions Summary



Jan --- Feb Dispositions



Dispositions by Division

Divisions		Jan	Feb	Mar	Apr	May	Jun	Jul	Aug	Sep	Oct	Nov	Dec	Thru Feb	% Change	Total
Total	2024	57	46	-	-	-	-	-	-	-	-	-	-	103	-18%	103
	2023	68	58	71	43	60	51	60	57	49	73	60	36	126	▼	686
Civil	2024	7	7	-	-	-	-	-	-	-	-	-	-	14	-13%	14
	2023	6	10	6	15	10	7	3	14	13	13	10	1	16	▼	108
Criminal	2024	23	9	-	-	-	-	-	-	-	-	-	-	32	-33%	32
	2023	22	26	16	7	24	18	17	22	12	29	16	18	48	▼	227
Concealed Handgun Permits	2024	23	27	-	-	-	-	-	-	-	-	-	-	50	-15%	50
	2023	38	21	44	17	21	22	32	19	18	26	28	14	59	▼	300
Miscellaneous/ Other	2024	3	3	-	-	-	-	-	-	-	-	-	-	6	100%	6
	2023	2	1	5	4	5	4	8	2	6	5	5	3	3	▲	50
Others	2024	1	-	-	-	-	-	-	-	-	-	-	-	1	1	1
	2023	-	-	-	-	-	-	-	-	-	-	-	1	0	↔	1

Dispositions by Case Category

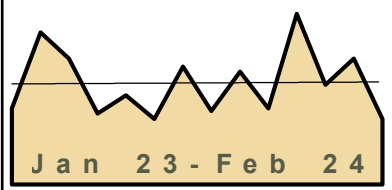
Case Categories		Jan	Feb	Mar	Apr	May	Jun	Jul	Aug	Sep	Oct	Nov	Dec	Thru Feb	% Change	Total
Administrative Law	2024	-	-	-	-	-	-	-	-	-	-	-	-	0	0	0
	2023	-	-	-	-	-	-	-	-	-	1	-	-	0	↔	1
Capital Murder	2024	-	-	-	-	-	-	-	-	-	-	-	-	0	0	0
	2023	-	-	-	-	-	-	-	-	-	1	-	-	0	↔	1
Contested Divorce	2024	1	1	-	-	-	-	-	-	-	-	-	-	2	0%	2
	2023	1	1	-	-	2	-	1	-	2	2	-	-	2	↔	9
Domestic and Family - Level 1	2024	-	-	-	-	-	-	-	-	-	-	-	-	0	-100%	0
	2023	2	-	1	-	4	1	1	1	6	2	-	-	2	▼	18
Domestic and Family - Level 2	2024	-	-	-	-	-	-	-	-	-	-	-	-	0	0	0
	2023	-	-	-	1	-	-	-	-	-	-	-	-	0	↔	1
Felonies and Related Matters	2024	23	7	-	-	-	-	-	-	-	-	-	-	30	-19%	30
	2023	16	21	13	2	19	15	10	7	6	25	13	17	37	▼	164
General Civil - Level 1	2024	-	-	-	-	-	-	-	-	-	-	-	-	0	0	0
	2023	-	-	-	-	-	-	-	-	-	-	2	-	0	↔	2
General Civil - Level 2	2024	-	2	-	-	-	-	-	-	-	-	-	-	2	0%	2
	2023	-	2	2	4	2	1	-	1	-	2	-	1	2	↔	15
General Civil - Level 3	2024	5	-	-	-	-	-	-	-	-	-	-	-	5	-29%	5
	2023	1	6	2	3	3	3	-	5	-	3	4	-	7	▼	30
Miscellaneous Civil	2024	25	30	-	-	-	-	-	-	-	-	-	-	55	-11%	55
	2023	40	22	49	21	25	27	40	25	24	31	32	16	62	▼	352
Misdemeanor	2024	-	1	-	-	-	-	-	-	-	-	-	-	1	-89%	1
	2023	5	4	1	3	3	2	6	12	4	3	1	1	9	▼	45
Other	2024	2	1	-	-	-	-	-	-	-	-	-	-	3	3	3
	2023	-	-	-	1	-	-	-	-	-	-	3	-	0	↔	4
Other Criminally Related Matters	2024	-	1	-	-	-	-	-	-	-	-	-	-	1	-50%	1
	2023	1	1	2	2	2	1	1	3	3	-	2	-	2	▼	18
Probates/Wills & Trusts - Level 2	2024	1	1	-	-	-	-	-	-	-	-	-	-	2	2	2
	2023	-	-	-	1	-	-	-	-	-	-	-	-	0	↔	1
Uncontested Divorce	2024	-	2	-	-	-	-	-	-	-	-	-	-	2	-33%	2
	2023	2	1	1	5	-	1	1	3	4	3	3	1	3	▼	25

This report reflects data in the case management system. Numbers will update accordingly as reports are refreshed and posted.

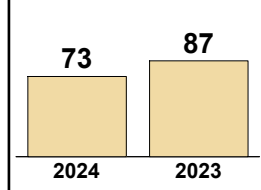
Dashboard

Court: Richmond County Circuit **Circuit/Court ID:** 15 215159
Start/End Date: Jan-23 / Feb-24 **Type of Case:** Dispositions
2023 Average Month: 39 **2024 Average Month:**37
Jan-Feb 2023: 87 **Jan-Feb 2024 :** 73
Dispositions Trending: ▼ **Overall AVG. Month:** 39

Monthly Dispositions Summary



Jan --- Feb Dispositions



Dispositions by Division

Divisions		Jan	Feb	Mar	Apr	May	Jun	Jul	Aug	Sep	Oct	Nov	Dec	Thru Feb	% Change	Total
Total	2024	48	25	-	-	-	-	-	-	-	-	-	-	73	-16%	73
	2023	29	58	48	27	34	25	45	28	43	29	65	38	87	▼	469
Civil	2024	1	2	-	-	-	-	-	-	-	-	-	-	3	-50%	3
	2023	2	4	4	5	2	2	10	3	2	3	4	9	6	▼	50
Criminal	2024	33	1	-	-	-	-	-	-	-	-	-	-	34	26%	34
	2023	10	17	22	3	14	7	16	14	27	6	43	20	27	▲	199
Concealed Handgun Permits	2024	10	18	-	-	-	-	-	-	-	-	-	-	28	-42%	28
	2023	16	32	19	16	16	13	13	8	13	12	7	8	48	▼	173
Miscellaneous/ Other	2024	4	4	-	-	-	-	-	-	-	-	-	-	8	33%	8
	2023	1	5	3	3	2	3	6	3	1	8	11	1	6	▲	47

Dispositions by Case Category

Case Categories		Jan	Feb	Mar	Apr	May	Jun	Jul	Aug	Sep	Oct	Nov	Dec	Thru Feb	% Change	Total
Administrative Law	2024	-	-	-	-	-	-	-	-	-	-	-	-	0	0	0
	2023	-	-	-	-	-	-	-	-	-	-	-	1	0	↔	1
Contested Divorce	2024	-	-	-	-	-	-	-	-	-	-	-	-	0	0	0
	2023	-	-	1	-	-	-	-	1	-	-	-	1	0	↔	3
Domestic and Family - Level 1	2024	-	-	-	-	-	-	-	-	-	-	-	-	0	-100%	0
	2023	-	2	-	-	-	-	-	1	-	1	1	1	2	▼	6
Domestic and Family - Level 2	2024	1	-	-	-	-	-	-	-	-	-	-	-	1	1	1
	2023	-	-	-	-	-	-	-	-	-	-	-	-	0	↔	0
Felonies and Related Matters	2024	26	1	-	-	-	-	-	-	-	-	-	-	27	69%	27
	2023	4	12	16	2	9	3	8	10	15	2	33	12	16	▲	126
General Civil - Level 1	2024	-	-	-	-	-	-	-	-	-	-	-	-	0	0	0
	2023	-	-	-	-	-	-	1	-	-	-	-	-	0	↔	1
General Civil - Level 2	2024	-	-	-	-	-	-	-	-	-	-	-	-	0	0	0
	2023	-	-	1	-	-	1	3	-	1	2	-	1	0	↔	9
General Civil - Level 3	2024	-	-	-	-	-	-	-	-	-	-	-	-	0	-100%	0
	2023	-	1	-	-	1	-	1	1	-	-	-	-	1	▼	4
Miscellaneous Civil	2024	12	22	-	-	-	-	-	-	-	-	-	-	34	-35%	34
	2023	17	35	22	18	18	15	16	11	14	18	13	9	52	▼	206
Misdemeanor	2024	7	-	-	-	-	-	-	-	-	-	-	-	7	-13%	7
	2023	5	3	4	-	5	3	6	2	12	1	7	6	8	▼	54
Other	2024	2	-	-	-	-	-	-	-	-	-	-	-	2	0%	2
	2023	-	2	-	2	-	1	2	-	-	1	5	1	2	↔	14
Other Criminally Related Matters	2024	-	-	-	-	-	-	-	-	-	-	-	-	0	-100%	0
	2023	2	2	2	1	-	1	2	2	-	3	3	2	4	▼	20
Probates/Wills & Trusts - Level 1	2024	-	-	-	-	-	-	-	-	-	-	-	-	0	0	0
	2023	-	-	-	-	-	-	-	-	-	-	1	-	0	↔	1
Probates/Wills & Trusts - Level 2	2024	-	-	-	-	-	-	-	-	-	-	-	-	0	-100%	0
	2023	-	1	-	-	-	-	-	-	-	-	1	-	1	▼	2
Uncontested Divorce	2024	-	2	-	-	-	-	-	-	-	-	-	-	2	100%	2
	2023	1	-	2	4	1	1	6	-	1	1	1	4	1	▲	22

PLN-CCMS-10.11 CASELOAD STATISTICS OF THE CIRCUIT COURTS

January 2023 -- February 2024 Dispositions

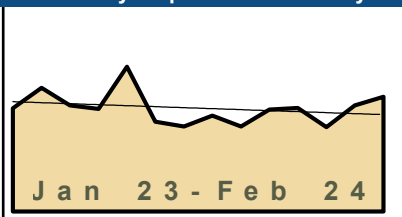
Alexandria and Fairfax Circuit are not Included in State Totals

Dashboard

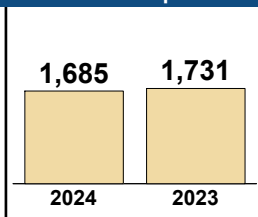
Court: Spotsylvania Circuit
Start/End Date: Jan-23 / Feb-24
2023 Average Month: 779
Jan-Feb 2023: 1,731
Dispositions Trending: ▼

Circuit/Court ID: 15 215177
Type of Case: Dispositions
2024 Average Month: 843
Jan-Feb 2024 : 1,685
Overall AVG. Month: 788

Monthly Dispositions Summary



Jan --- Feb Dispositions



Dispositions by Division

Divisions		Jan	Feb	Mar	Apr	May	Jun	Jul	Aug	Sep	Oct	Nov	Dec	Thru Feb	% Change	Total
Total	2024	810	875	-	-	-	-	-	-	-	-	-	-	1,685	-3%	1,685
	2023	788	943	809	783	1,104	684	647	731	648	777	789	642	1,731	▼	9,345
Civil	2024	79	91	-	-	-	-	-	-	-	-	-	-	170	-3%	170
	2023	101	74	60	81	232	114	79	73	73	69	96	79	175	▼	1,131
Criminal	2024	276	354	-	-	-	-	-	-	-	-	-	-	630	41%	630
	2023	216	232	288	290	356	274	221	333	268	306	302	323	448	▲	3,409
Concealed Handgun Permits	2024	326	320	-	-	-	-	-	-	-	-	-	-	646	-27%	646
	2023	348	532	324	315	329	199	254	193	190	297	294	155	880	▼	3,430
Miscellaneous/ Other	2024	128	109	-	-	-	-	-	-	-	-	-	-	237	4%	237
	2023	123	105	135	97	186	97	93	132	117	104	97	85	228	▲	1,371
Others	2024	1	1	-	-	-	-	-	-	-	-	-	-	2	2	2
	2023	-	-	2	-	1	-	-	-	-	-	1	-	0	↔	4

Dispositions by Case Category

Case Categories		Jan	Feb	Mar	Apr	May	Jun	Jul	Aug	Sep	Oct	Nov	Dec	Thru Feb	% Change	Total
Administrative Law	2024	2	3	-	-	-	-	-	-	-	-	-	-	5	400%	5
	2023	1	-	-	-	3	1	1	1	1	-	-	-	1	▲	8
Capital Murder	2024	-	-	-	-	-	-	-	-	-	-	-	-	0	0	0
	2023	-	-	-	-	-	-	-	-	-	-	1	-	0	↔	1
Contested Divorce	2024	12	13	-	-	-	-	-	-	-	-	-	-	25	39%	25
	2023	8	10	7	6	35	19	13	12	3	6	8	7	18	▲	134
Domestic and Family - Level 1	2024	9	23	-	-	-	-	-	-	-	-	-	-	32	-9%	32
	2023	33	2	18	46	13	41	16	19	27	13	29	35	35	▼	292
Domestic and Family - Level 2	2024	5	5	-	-	-	-	-	-	-	-	-	-	10	-29%	10
	2023	13	1	4	1	8	7	2	5	2	2	1	8	14	▼	54
Felonies and Related Matters	2024	202	261	-	-	-	-	-	-	-	-	-	-	463	45%	463
	2023	156	163	195	217	237	180	167	243	172	202	220	212	319	▲	2,364
General Civil - Level 1	2024	-	1	-	-	-	-	-	-	-	-	-	-	1	-50%	1
	2023	-	2	-	-	1	-	-	2	-	-	1	-	2	▼	6
General Civil - Level 2	2024	15	18	-	-	-	-	-	-	-	-	-	-	33	14%	33
	2023	12	17	12	10	61	16	14	10	18	17	19	8	29	▲	214
General Civil - Level 3	2024	13	7	-	-	-	-	-	-	-	-	-	-	20	0%	20
	2023	7	13	6	5	26	4	9	3	4	14	10	6	20	↔	107
Miscellaneous Civil	2024	388	388	-	-	-	-	-	-	-	-	-	-	776	-21%	776
	2023	405	580	391	369	426	250	307	253	256	347	340	203	985	▼	4,127
Misdemeanor	2024	67	76	-	-	-	-	-	-	-	-	-	-	143	34%	143
	2023	47	60	69	61	93	77	42	80	76	85	72	102	107	▲	864
Other	2024	65	40	-	-	-	-	-	-	-	-	-	-	105	-14%	105
	2023	65	57	68	40	80	46	37	70	49	55	49	38	122	▼	654
Other Criminally Related Matters	2024	7	17	-	-	-	-	-	-	-	-	-	-	24	4%	24
	2023	13	10	24	12	27	17	12	11	20	19	9	9	23	▲	183
Probates/Wills & Trusts - Level 1	2024	-	-	-	-	-	-	-	-	-	-	-	-	0	-100%	0
	2023	-	1	-	-	1	-	1	-	-	-	-	-	1	▼	3
Probates/Wills & Trusts - Level 2	2024	4	4	-	-	-	-	-	-	-	-	-	-	8	167%	8
	2023	2	1	4	3	12	6	3	2	4	6	4	2	3	▲	49
Uncontested Divorce	2024	21	19	-	-	-	-	-	-	-	-	-	-	40	-23%	40
	2023	26	26	11	13	81	20	23	20	16	11	26	12	52	▼	285

This report reflects data in the case management system. Numbers will update accordingly as reports are refreshed and posted.

PLN-CCMS-10.11 CASELOAD STATISTICS OF THE CIRCUIT COURTS

Stafford

January 2023 -- February 2024 Dispositions

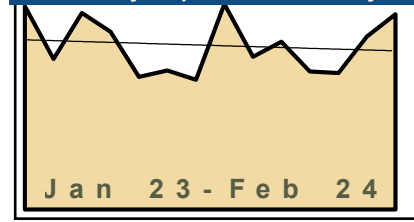
Alexandria and Fairfax Circuit are not Included in State Totals

Dashboard

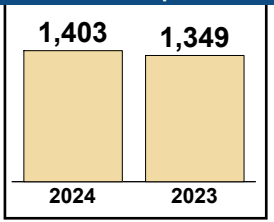
Court: Stafford Circuit
Start/End Date: Jan-23 / Feb-24
2023 Average Month: 613
Jan-Feb 2023: 1,349
Dispositions Trending: ▲

Circuit/Court ID: 15 215179
Type of Case: Dispositions
2024 Average Month: 702
Jan-Feb 2024 : 1,403
Overall AVG. Month: 626

Monthly Dispositions Summary



Jan --- Feb Dispositions



Dispositions by Division

Divisions		Jan	Feb	Mar	Apr	May	Jun	Jul	Aug	Sep	Oct	Nov	Dec	Thru Feb	% Change	Total
Total	2024	659	744	-	-	-	-	-	-	-	-	-	-	1,403	4%	1,403
	2023	775	574	749	677	506	530	495	783	582	640	526	520	1,349	▲	7,357
Civil	2024	39	27	-	-	-	-	-	-	-	-	-	-	66	-23%	66
	2023	48	38	38	78	42	38	33	53	43	50	36	47	86	▼	544
Criminal	2024	300	312	-	-	-	-	-	-	-	-	-	-	612	9%	612
	2023	318	245	291	286	182	281	267	314	311	270	220	227	563	▲	3,212
Concealed Handgun Permits	2024	238	349	-	-	-	-	-	-	-	-	-	-	587	-3%	587
	2023	351	252	366	248	236	153	136	356	169	277	220	197	603	▼	2,961
Miscellaneous/ Other	2024	82	56	-	-	-	-	-	-	-	-	-	-	138	42%	138
	2023	58	39	54	65	46	58	59	60	59	43	50	49	97	▲	640

Dispositions by Case Category

Case Categories		Jan	Feb	Mar	Apr	May	Jun	Jul	Aug	Sep	Oct	Nov	Dec	Thru Feb	% Change	Total
Administrative Law	2024	2	-	-	-	-	-	-	-	-	-	-	-	2	0%	2
	2023	2	-	-	1	-	-	-	-	1	1	-	-	2	↔	5
Capital Murder	2024	1	1	-	-	-	-	-	-	-	-	-	-	2	100%	2
	2023	-	1	-	-	-	-	-	-	-	-	-	-	1	▲	1
Contested Divorce	2024	5	4	-	-	-	-	-	-	-	-	-	-	9	-25%	9
	2023	7	5	4	15	8	5	8	11	7	9	7	9	12	▼	95
Domestic and Family - Level 1	2024	2	3	-	-	-	-	-	-	-	-	-	-	5	-50%	5
	2023	6	4	3	3	9	2	8	7	8	5	4	2	10	▼	61
Domestic and Family - Level 2	2024	11	3	-	-	-	-	-	-	-	-	-	-	14	0%	14
	2023	6	8	2	7	5	2	7	2	5	2	2	7	14	↔	55
Felonies and Related Matters	2024	196	205	-	-	-	-	-	-	-	-	-	-	401	8%	401
	2023	203	170	193	210	122	179	183	207	196	193	154	143	373	▲	2,153
General Civil - Level 1	2024	1	-	-	-	-	-	-	-	-	-	-	-	1	1	1
	2023	-	-	-	1	1	-	-	2	-	-	-	2	0	↔	6
General Civil - Level 2	2024	12	12	-	-	-	-	-	-	-	-	-	-	24	41%	24
	2023	7	10	13	12	10	4	2	12	6	5	11	10	17	▲	102
General Civil - Level 3	2024	1	1	-	-	-	-	-	-	-	-	-	-	2	-50%	2
	2023	3	1	2	7	3	8	1	8	1	7	2	5	4	▼	48
Miscellaneous Civil	2024	315	403	-	-	-	-	-	-	-	-	-	-	718	3%	718
	2023	408	289	418	309	277	208	191	413	226	319	268	243	697	▲	3,569
Misdemeanor	2024	83	75	-	-	-	-	-	-	-	-	-	-	158	1%	158
	2023	99	57	76	55	44	79	67	88	104	60	46	77	156	▲	852
Other	2024	1	-	-	-	-	-	-	-	-	-	-	-	1	0%	1
	2023	-	1	1	1	-	2	-	-	1	-	-	-	1	↔	6
Other Criminally Related Matters	2024	21	31	-	-	-	-	-	-	-	-	-	-	52	58%	52
	2023	16	17	24	22	17	24	18	19	12	22	20	8	33	▲	219
Probates/Wills & Trusts - Level 2	2024	-	-	-	-	-	-	-	-	-	-	-	-	0	-100%	0
	2023	3	-	-	1	-	5	1	2	4	-	-	1	3	▼	17
Uncontested Divorce	2024	8	6	-	-	-	-	-	-	-	-	-	-	14	-46%	14
	2023	15	11	13	33	10	12	9	12	11	17	10	15	26	▼	168

This report reflects data in the case management system. Numbers will update accordingly as reports are refreshed and posted.

PLN-CCMS-10.11 CASELOAD STATISTICS OF THE CIRCUIT COURTS

Westmoreland

January 2023 -- February 2024 Dispositions

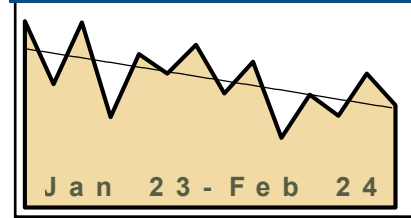
Alexandria and Fairfax Circuit are not Included in State Totals

Dashboard

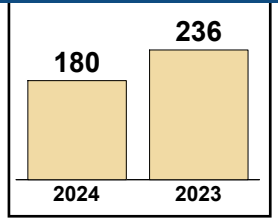
Court: Westmoreland Circuit
Start/End Date: Jan-23 / Feb-24
2023 Average Month: 100
Jan-Feb 2023: 236
Dispositions Trending: ▼

Circuit/Court ID: 15 215193
Type of Case: Dispositions
2024 Average Month: 90
Jan-Feb 2024 : 180
Overall AVG. Month: 98

Monthly Dispositions Summary



Jan --- Feb Dispositions



Dispositions by Division

Divisions		Jan	Feb	Mar	Apr	May	Jun	Jul	Aug	Sep	Oct	Nov	Dec	Thru Feb	% Change	Total
Total	2024	102	78	-	-	-	-	-	-	-	-	-	-	180	-24%	180
	2023	142	94	141	69	117	102	124	87	111	53	86	70	236	▼	1,196
Civil	2024	7	4	-	-	-	-	-	-	-	-	-	-	11	-48%	11
	2023	7	14	12	7	16	13	18	8	7	7	11	2	21	▼	122
Criminal	2024	33	24	-	-	-	-	-	-	-	-	-	-	57	-52%	57
	2023	75	43	64	37	39	52	69	55	45	20	40	38	118	▼	577
Concealed Handgun Permits	2024	58	45	-	-	-	-	-	-	-	-	-	-	103	20%	103
	2023	50	36	58	21	36	30	31	18	48	24	29	25	86	▲	406
Miscellaneous/ Other	2024	4	5	-	-	-	-	-	-	-	-	-	-	9	-18%	9
	2023	10	1	7	4	26	7	6	6	11	2	6	5	11	▼	91

Dispositions by Case Category

Case Categories		Jan	Feb	Mar	Apr	May	Jun	Jul	Aug	Sep	Oct	Nov	Dec	Thru Feb	% Change	Total
Administrative Law	2024	-	-	-	-	-	-	-	-	-	-	-	-	0	-100%	0
	2023	-	1	-	-	-	-	-	-	-	-	-	-	1	▼	1
Contested Divorce	2024	3	1	-	-	-	-	-	-	-	-	-	-	4	33%	4
	2023	2	1	2	-	1	3	1	-	1	-	3	-	3	▲	14
Domestic and Family - Level 1	2024	3	-	-	-	-	-	-	-	-	-	-	-	3	-63%	3
	2023	4	4	1	2	1	2	4	4	2	1	3	-	8	▼	28
Domestic and Family - Level 2	2024	-	-	-	-	-	-	-	-	-	-	-	-	0	0	0
	2023	-	-	-	-	-	1	-	-	1	-	1	-	0	↔	3
Felonies and Related Matters	2024	30	20	-	-	-	-	-	-	-	-	-	-	50	-26%	50
	2023	39	29	43	22	33	43	59	39	27	7	27	31	68	▼	399
General Civil - Level 1	2024	-	-	-	-	-	-	-	-	-	-	-	-	0	0	0
	2023	-	-	-	-	1	-	-	-	-	-	1	1	0	↔	3
General Civil - Level 2	2024	-	-	-	-	-	-	-	-	-	-	-	-	0	-100%	0
	2023	1	1	2	2	8	2	2	1	-	3	2	1	2	▼	25
General Civil - Level 3	2024	1	2	-	-	-	-	-	-	-	-	-	-	3	0%	3
	2023	1	2	4	1	4	4	4	2	-	-	2	-	3	↔	24
Miscellaneous Civil	2024	61	50	-	-	-	-	-	-	-	-	-	-	111	17%	111
	2023	58	37	64	25	53	34	36	23	59	26	33	30	95	▲	478
Misdemeanor	2024	3	3	-	-	-	-	-	-	-	-	-	-	6	-83%	6
	2023	25	10	8	13	5	4	15	16	17	10	9	7	35	▼	139
Other	2024	-	-	-	-	-	-	-	-	-	-	-	-	0	0	0
	2023	-	-	-	-	-	-	-	-	-	1	1	-	0	↔	2
Other Criminally Related Matters	2024	-	1	-	-	-	-	-	-	-	-	-	-	1	-93%	1
	2023	11	4	13	2	1	5	-	-	1	3	4	-	15	▼	44
Probates/Wills & Trusts - Level 2	2024	-	-	-	-	-	-	-	-	-	-	-	-	0	-100%	0
	2023	-	1	-	1	2	-	-	-	1	-	-	-	1	▼	5
Uncontested Divorce	2024	1	1	-	-	-	-	-	-	-	-	-	-	2	-60%	2
	2023	1	4	4	1	8	4	3	2	2	1	-	1	5	▼	31

PLN-CCMS-10.11 CASELOAD STATISTICS OF THE CIRCUIT COURTS

Fredericksburg

January 2023 -- February 2024 Dispositions


Alexandria and Fairfax Circuit are not Included in State Totals

Dashboard

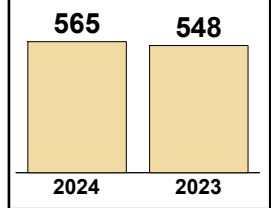
Court: Fredericksburg Circuit
Start/End Date: Jan-23 / Feb-24
2023 Average Month: 270
Jan-Feb 2023: 548
Dispositions Trending: ▲

Circuit/Court ID: 15 215630
Type of Case: Dispositions
2024 Average Month: 283
Jan-Feb 2024 : 565
Overall AVG. Month: 272

Monthly Dispositions Summary



Jan --- Feb Dispositions



Dispositions by Division

Divisions		Jan	Feb	Mar	Apr	May	Jun	Jul	Aug	Sep	Oct	Nov	Dec	Thru Feb	% Change	Total
Total	2024	275	290	-	-	-	-	-	-	-	-	-	-	565	3%	565
	2023	284	264	273	237	322	339	241	290	311	247	229	200	548	▲	3,237
Civil	2024	43	38	-	-	-	-	-	-	-	-	-	-	81	-24%	81
	2023	46	60	54	47	45	63	54	47	54	36	52	38	106	▼	596
Criminal	2024	158	168	-	-	-	-	-	-	-	-	-	-	326	16%	326
	2023	145	135	131	138	186	192	116	163	179	148	102	94	280	▲	1,729
Concealed Handgun Permits	2024	33	39	-	-	-	-	-	-	-	-	-	-	72	11%	72
	2023	30	35	29	26	39	22	29	22	29	15	34	22	65	▲	332
Miscellaneous/ Other	2024	41	44	-	-	-	-	-	-	-	-	-	-	85	-11%	85
	2023	61	34	59	26	52	62	42	58	47	48	41	46	95	▼	576
Others	2024	-	1	-	-	-	-	-	-	-	-	-	-	1	-50%	1
	2023	2	-	-	-	-	-	-	-	2	-	-	-	2	▼	4


Dispositions by Case Category

Case Categories		Jan	Feb	Mar	Apr	May	Jun	Jul	Aug	Sep	Oct	Nov	Dec	Thru Feb	% Change	Total
Administrative Law	2024	-	-	-	-	-	-	-	-	-	-	-	-	0	-100%	0
	2023	1	-	-	1	-	-	-	-	-	1	1	2	1	▼	6
Capital Murder	2024	-	-	-	-	-	-	-	-	-	-	-	-	0	-100%	0
	2023	-	2	-	-	-	-	-	-	-	-	-	-	2	▼	2
Contested Divorce	2024	4	6	-	-	-	-	-	-	-	-	-	-	10	-9%	10
	2023	7	4	4	6	6	3	11	4	9	4	7	5	11	▼	70
Domestic and Family - Level 1	2024	1	1	-	-	-	-	-	-	-	-	-	-	2	-95%	2
	2023	11	26	15	1	2	5	2	9	3	3	6	3	37	▼	86
Domestic and Family - Level 2	2024	11	5	-	-	-	-	-	-	-	-	-	-	16	60%	16
	2023	3	7	7	10	13	14	9	11	10	5	12	3	10	▲	104
Felonies and Related Matters	2024	102	97	-	-	-	-	-	-	-	-	-	-	199	8%	199
	2023	104	81	92	95	106	125	74	113	126	101	63	71	185	▲	1,151
General Civil - Level 1	2024	1	-	-	-	-	-	-	-	-	-	-	-	1	-67%	1
	2023	2	1	1	1	-	2	1	-	2	1	2	1	3	▼	14
General Civil - Level 2	2024	13	8	-	-	-	-	-	-	-	-	-	-	21	62%	21
	2023	7	6	15	8	14	11	11	8	12	8	8	10	13	▲	118
General Civil - Level 3	2024	3	1	-	-	-	-	-	-	-	-	-	-	4	-73%	4
	2023	7	8	4	4	5	8	3	6	1	3	2	5	15	▼	56
Miscellaneous Civil	2024	50	50	-	-	-	-	-	-	-	-	-	-	100	-12%	100
	2023	59	55	52	35	57	55	40	42	55	32	49	45	114	▼	576
Misdemeanor	2024	49	64	-	-	-	-	-	-	-	-	-	-	113	41%	113
	2023	34	46	31	40	75	51	40	42	48	35	37	19	80	▲	498
Other	2024	22	34	-	-	-	-	-	-	-	-	-	-	56	60%	56
	2023	27	8	34	15	31	32	30	34	22	30	25	23	35	▲	311
Other Criminally Related Matters	2024	8	7	-	-	-	-	-	-	-	-	-	-	15	15%	15
	2023	7	6	8	3	5	17	2	8	5	12	3	4	13	▲	80
Probates/Wills & Trusts - Level 1	2024	-	-	-	-	-	-	-	-	-	-	-	-	0	0	0
	2023	-	-	-	-	-	-	1	1	-	-	-	-	0	↔	2
Probates/Wills & Trusts - Level 2	2024	1	-	-	-	-	-	-	-	-	-	-	-	1	-75%	1
	2023	2	2	1	5	-	1	1	1	1	1	-	-	4	▼	15
Uncontested Divorce	2024	10	17	-	-	-	-	-	-	-	-	-	-	27	8%	27
	2023	13	12	9	13	8	15	16	11	17	11	14	9	25	▲	148

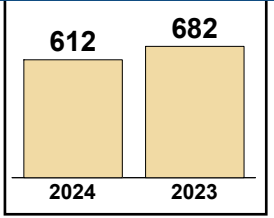
Dashboard

Court: Albemarle Circuit **Circuit/Court ID:** 16 216003
Start/End Date: Jan-23 / Feb-24 **Type of Case:** Dispositions
2023 Average Month: 323 **2024 Average Month:** 306
Jan-Feb 2023: 682 **Jan-Feb 2024 :** 612
Dispositions Trending: ▼ **Overall AVG. Month:** 321

Monthly Dispositions Summary



Jan --- Feb Dispositions



Dispositions by Division

Divisions		Jan	Feb	Mar	Apr	May	Jun	Jul	Aug	Sep	Oct	Nov	Dec	Thru Feb	% Change	Total
Total	2024	320	292	-	-	-	-	-	-	-	-	-	-	612	-10%	612
	2023	357	325	425	354	272	343	240	339	280	374	224	346	682	▼	3,879
Civil	2024	59	39	-	-	-	-	-	-	-	-	-	-	98	-14%	98
	2023	68	46	145	61	67	58	47	64	72	68	35	60	114	▼	791
Criminal	2024	31	50	-	-	-	-	-	-	-	-	-	-	81	-36%	81
	2023	61	65	37	71	31	84	36	49	75	98	25	29	126	▼	661
Concealed Handgun Permits	2024	90	101	-	-	-	-	-	-	-	-	-	-	191	-19%	191
	2023	109	126	114	132	68	91	67	108	49	116	33	104	235	▼	1,117
Miscellaneous/ Other	2024	140	102	-	-	-	-	-	-	-	-	-	-	242	18%	242
	2023	118	87	129	89	104	107	89	118	84	92	130	153	205	▲	1,300
Others	2024	-	-	-	-	-	-	-	-	-	-	-	-	0	-100%	0
	2023	1	1	-	1	2	3	1	-	-	-	-	1	2	▼	10

Dispositions by Case Category

Case Categories		Jan	Feb	Mar	Apr	May	Jun	Jul	Aug	Sep	Oct	Nov	Dec	Thru Feb	% Change	Total
Administrative Law	2024	-	-	-	-	-	-	-	-	-	-	-	-	0	0	0
	2023	-	-	1	-	1	-	1	-	1	-	1	-	0	↔	5
Capital Murder	2024	-	-	-	-	-	-	-	-	-	-	-	-	0	0	0
	2023	-	-	-	-	1	-	-	1	-	-	-	-	0	↔	2
Contested Divorce	2024	4	3	-	-	-	-	-	-	-	-	-	-	7	-22%	7
	2023	5	4	24	3	9	4	1	4	16	11	4	5	9	▼	90
Domestic and Family - Level 1	2024	7	9	-	-	-	-	-	-	-	-	-	-	16	-45%	16
	2023	16	13	16	11	6	15	5	10	3	4	3	5	29	▼	107
Domestic and Family - Level 2	2024	4	6	-	-	-	-	-	-	-	-	-	-	10	-9%	10
	2023	6	5	10	4	3	7	1	4	6	5	3	6	11	▼	60
Felonies and Related Matters	2024	25	39	-	-	-	-	-	-	-	-	-	-	64	-35%	64
	2023	50	49	33	57	28	69	33	34	66	77	24	26	99	▼	546
General Civil - Level 1	2024	-	1	-	-	-	-	-	-	-	-	-	-	1	0%	1
	2023	1	-	1	2	-	1	1	4	3	-	-	2	1	↔	15
General Civil - Level 2	2024	11	7	-	-	-	-	-	-	-	-	-	-	18	-25%	18
	2023	14	10	39	13	12	9	19	16	10	13	11	20	24	▼	186
General Civil - Level 3	2024	10	9	-	-	-	-	-	-	-	-	-	-	19	46%	19
	2023	7	6	14	11	5	1	2	4	1	9	3	4	13	▲	67
Miscellaneous Civil	2024	122	140	-	-	-	-	-	-	-	-	-	-	262	-8%	262
	2023	146	140	174	165	107	145	109	153	83	153	73	131	286	▼	1,579
Misdemeanor	2024	6	10	-	-	-	-	-	-	-	-	-	-	16	-33%	16
	2023	11	13	4	10	2	15	3	11	8	15	1	1	24	▼	94
Other	2024	105	60	-	-	-	-	-	-	-	-	-	-	165	9%	165
	2023	81	70	65	55	67	56	45	72	47	50	84	116	151	▲	808
Other Criminally Related Matters	2024	-	1	-	-	-	-	-	-	-	-	-	-	1	-67%	1
	2023	-	3	1	4	-	2	-	3	1	6	-	2	3	▼	22
Probates/Wills & Trusts - Level 1	2024	-	-	-	-	-	-	-	-	-	-	-	-	0	0	0
	2023	-	-	-	-	2	1	1	-	2	-	1	1	0	↔	8
Probates/Wills & Trusts - Level 2	2024	7	1	-	-	-	-	-	-	-	-	-	-	8	-27%	8
	2023	6	5	6	3	2	4	2	9	3	7	1	2	11	▼	50
Protective Orders	2024	1	-	-	-	-	-	-	-	-	-	-	-	1	1	1
	2023	-	-	-	-	-	2	-	-	-	-	-	-	0	↔	2
Uncontested Divorce	2024	18	6	-	-	-	-	-	-	-	-	-	-	24	14%	24
	2023	14	7	37	16	27	12	17	14	30	24	15	25	21	▲	238

This report reflects data in the case management system. Numbers will update accordingly as reports are refreshed and posted.

PLN-CCMS-10.11 CASELOAD STATISTICS OF THE CIRCUIT COURTS


January 2023 -- February 2024 Dispositions

Alexandria and Fairfax Circuit are not Included in State Totals

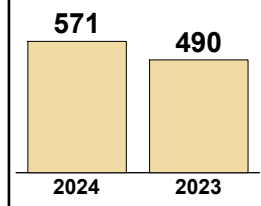
Dashboard

Court: Culpeper Circuit
Circuit/Court ID: 16 216047
Start/End Date: Jan-23 / Feb-24
Type of Case: Dispositions
2023 Average Month: 265
2024 Average Month: 286
Jan-Feb 2023: 490
Jan-Feb 2024 : 571
Dispositions Trending: ▲
Overall AVG. Month: 268

Monthly Dispositions Summary



Jan --- Feb Dispositions



Dispositions by Division

Divisions		Jan	Feb	Mar	Apr	May	Jun	Jul	Aug	Sep	Oct	Nov	Dec	Thru Feb	% Change	Total
Total	2024	313	258	-	-	-	-	-	-	-	-	-	-	571	17%	571
	2023	239	251	314	220	307	264	319	237	214	320	266	230	490	▲	3,181
Civil	2024	26	38	-	-	-	-	-	-	-	-	-	-	64	-16%	64
	2023	44	32	42	55	48	27	42	34	35	44	57	33	76	▼	493
Criminal	2024	131	150	-	-	-	-	-	-	-	-	-	-	281	42%	281
	2023	87	111	110	82	143	123	165	110	104	155	121	98	198	▲	1,409
Concealed Handgun Permits	2024	126	46	-	-	-	-	-	-	-	-	-	-	172	-3%	172
	2023	89	89	138	68	82	80	95	67	55	92	64	87	178	▼	1,006
Miscellaneous/ Other	2024	30	24	-	-	-	-	-	-	-	-	-	-	54	42%	54
	2023	19	19	24	15	34	34	17	26	20	29	24	12	38	▲	273

Dispositions by Case Category

Case Categories		Jan	Feb	Mar	Apr	May	Jun	Jul	Aug	Sep	Oct	Nov	Dec	Thru Feb	% Change	Total
Contested Divorce	2024	4	5	-	-	-	-	-	-	-	-	-	-	9	-31%	9
	2023	8	5	10	15	9	3	7	6	9	2	4	8	13	▼	86
Domestic and Family - Level 1	2024	2	7	-	-	-	-	-	-	-	-	-	-	9	-31%	9
	2023	11	2	-	2	4	1	11	4	4	7	26	11	13	▼	83
Domestic and Family - Level 2	2024	4	2	-	-	-	-	-	-	-	-	-	-	6	100%	6
	2023	2	1	4	3	4	2	1	1	6	3	4	1	3	▲	32
Felonies and Related Matters	2024	94	97	-	-	-	-	-	-	-	-	-	-	191	35%	191
	2023	67	74	82	62	115	84	100	76	77	112	90	80	141	▲	1,019
General Civil - Level 1	2024	-	-	-	-	-	-	-	-	-	-	-	-	0	0	0
	2023	-	-	2	1	-	-	-	1	-	-	-	-	0	↔	4
General Civil - Level 2	2024	7	7	-	-	-	-	-	-	-	-	-	-	14	180%	14
	2023	1	4	8	8	7	4	4	4	2	12	6	3	5	▲	63
General Civil - Level 3	2024	1	2	-	-	-	-	-	-	-	-	-	-	3	-50%	3
	2023	5	1	-	2	2	-	2	2	3	3	3	1	6	▼	24
Miscellaneous Civil	2024	155	70	-	-	-	-	-	-	-	-	-	-	225	4%	225
	2023	110	107	162	82	113	113	111	92	74	120	83	99	217	▲	1,266
Misdemeanor	2024	34	50	-	-	-	-	-	-	-	-	-	-	84	62%	84
	2023	18	34	28	18	27	37	59	32	25	42	31	18	52	▲	369
Other	2024	-	1	-	-	-	-	-	-	-	-	-	-	1	1	1
	2023	-	-	-	1	2	-	1	-	-	1	1	-	0	↔	6
Other Criminally Related Matters	2024	3	3	-	-	-	-	-	-	-	-	-	-	6	20%	6
	2023	2	3	-	2	1	2	6	2	2	1	-	-	5	▲	21
Probates/Wills & Trusts - Level 1	2024	1	-	-	-	-	-	-	-	-	-	-	-	1	1	1
	2023	-	-	-	-	-	-	-	-	-	-	-	-	0	↔	0
Probates/Wills & Trusts - Level 2	2024	-	-	-	-	-	-	-	-	-	-	-	-	0	-100%	0
	2023	1	2	-	3	3	-	1	-	1	-	2	-	3	▼	13
Uncontested Divorce	2024	8	14	-	-	-	-	-	-	-	-	-	-	22	-31%	22
	2023	14	18	18	21	20	18	16	17	11	17	16	9	32	▼	195


This report reflects data in the case management system. Numbers will update accordingly as reports are refreshed and posted.

Dashboard

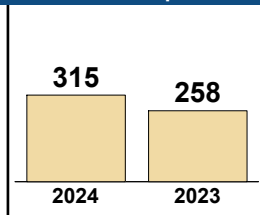
Court: Fluvanna Circuit
Start/End Date: Jan-23 / Feb-24
2023 Average Month: 139
Jan-Feb 2023: 258
Dispositions Trending: ▲

Circuit/Court ID: 16 216065
Type of Case: Dispositions
2024 Average Month: 158
Jan-Feb 2024 : 315
Overall AVG. Month: 142

Monthly Dispositions Summary



Jan --- Feb Dispositions



Dispositions by Division

Divisions		Jan	Feb	Mar	Apr	May	Jun	Jul	Aug	Sep	Oct	Nov	Dec	Thru Feb	% Change	Total
Total	2024	172	143	-	-	-	-	-	-	-	-	-	-	315	22%	315
	2023	148	110	131	142	71	198	100	200	119	169	70	214	258	▲	1,672
Civil	2024	10	14	-	-	-	-	-	-	-	-	-	-	24	0%	24
	2023	8	16	10	10	15	25	15	10	9	6	14	11	24	↔	149
Criminal	2024	58	23	-	-	-	-	-	-	-	-	-	-	81	29%	81
	2023	32	31	37	28	23	46	26	113	51	70	15	33	63	▲	505
Concealed Handgun Permits	2024	77	79	-	-	-	-	-	-	-	-	-	-	156	32%	156
	2023	83	35	66	72	13	98	37	46	27	54	20	53	118	▲	604
Miscellaneous/ Other	2024	27	27	-	-	-	-	-	-	-	-	-	-	54	2%	54
	2023	25	28	18	30	20	28	22	31	32	39	20	117	53	▲	410
Others	2024	-	-	-	-	-	-	-	-	-	-	-	-	0	0	0
	2023	-	-	-	2	-	1	-	-	-	-	1	-	0	↔	4

Dispositions by Case Category


Case Categories		Jan	Feb	Mar	Apr	May	Jun	Jul	Aug	Sep	Oct	Nov	Dec	Thru Feb	% Change	Total
Contested Divorce	2024	-	-	-	-	-	-	-	-	-	-	-	-	0	-100%	0
	2023	2	5	2	1	5	1	4	1	1	1	1	2	7	▼	26
Domestic and Family - Level 1	2024	-	3	-	-	-	-	-	-	-	-	-	-	3	3	3
	2023	-	-	1	-	3	7	4	4	-	-	4	-	0	↔	23
Domestic and Family - Level 2	2024	1	2	-	-	-	-	-	-	-	-	-	-	3	-25%	3
	2023	1	3	-	1	3	2	-	-	1	1	1	3	4	▼	16
Felonies and Related Matters	2024	53	14	-	-	-	-	-	-	-	-	-	-	67	81%	67
	2023	22	15	23	21	14	29	22	77	39	40	9	29	37	▲	340
General Civil - Level 1	2024	-	-	-	-	-	-	-	-	-	-	-	-	0	0	0
	2023	-	-	-	1	-	-	-	-	-	1	-	-	0	↔	2
General Civil - Level 2	2024	2	2	-	-	-	-	-	-	-	-	-	-	4	100%	4
	2023	1	1	4	1	3	2	-	2	2	3	2	4	2	▲	25
General Civil - Level 3	2024	2	2	-	-	-	-	-	-	-	-	-	-	4	33%	4
	2023	2	1	2	-	-	3	5	2	2	-	-	2	3	▲	19
Miscellaneous Civil	2024	91	89	-	-	-	-	-	-	-	-	-	-	180	35%	180
	2023	90	43	72	85	26	109	47	55	38	80	29	122	133	▲	796
Misdemeanor	2024	2	8	-	-	-	-	-	-	-	-	-	-	10	-55%	10
	2023	10	12	14	7	9	12	4	35	12	13	6	4	22	▼	138
Other	2024	13	17	-	-	-	-	-	-	-	-	-	-	30	-21%	30
	2023	18	20	11	18	6	19	10	21	21	11	11	46	38	▼	212
Other Criminally Related Matters	2024	3	2	-	-	-	-	-	-	-	-	-	-	5	25%	5
	2023	-	4	-	-	-	5	-	1	-	17	-	-	4	▲	27
Probates/Wills & Trusts - Level 1	2024	-	-	-	-	-	-	-	-	-	-	-	-	0	0	0
	2023	-	-	-	-	-	-	1	-	-	-	-	-	0	↔	1
Probates/Wills & Trusts - Level 2	2024	-	1	-	-	-	-	-	-	-	-	-	-	1	-50%	1
	2023	-	2	-	-	-	-	-	-	1	-	-	-	2	▼	3
Uncontested Divorce	2024	5	3	-	-	-	-	-	-	-	-	-	-	8	33%	8
	2023	2	4	2	7	2	9	3	2	2	2	7	2	6	▲	44

Dashboard

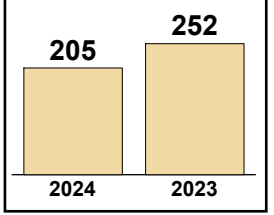
Court: Goochland Circuit
Start/End Date: Jan-23 / Feb-24
2023 Average Month: 109
Jan-Feb 2023: 252
Dispositions Trending: ▼

Circuit/Court ID: 16 216075
Type of Case: Dispositions
2024 Average Month: 103
Jan-Feb 2024 : 205
Overall AVG. Month: 108

Monthly Dispositions Summary



Jan --- Feb Dispositions



Dispositions by Division

Divisions		Jan	Feb	Mar	Apr	May	Jun	Jul	Aug	Sep	Oct	Nov	Dec	Thru Feb	% Change	Total
Total	2024	84	121	-	-	-	-	-	-	-	-	-	-	205	-19%	205
	2023	141	111	110	79	139	108	73	169	84	78	133	80	252	▼	1,305
Civil	2024	13	10	-	-	-	-	-	-	-	-	-	-	23	15%	23
	2023	13	7	21	8	16	12	15	19	6	12	16	8	20	▲	153
Criminal	2024	22	37	-	-	-	-	-	-	-	-	-	-	59	136%	59
	2023	12	13	19	9	41	19	20	77	20	18	30	11	25	▲	289
Concealed Handgun Permits	2024	39	65	-	-	-	-	-	-	-	-	-	-	104	-42%	104
	2023	100	78	57	52	78	73	29	61	51	31	85	52	178	▼	747
Miscellaneous/ Other	2024	10	9	-	-	-	-	-	-	-	-	-	-	19	-34%	19
	2023	16	13	13	10	4	4	9	12	7	17	2	9	29	▼	116

Dispositions by Case Category

Case Categories		Jan	Feb	Mar	Apr	May	Jun	Jul	Aug	Sep	Oct	Nov	Dec	Thru Feb	% Change	Total
Administrative Law	2024	-	-	-	-	-	-	-	-	-	-	-	-	0	0	0
	2023	-	-	-	-	-	-	-	2	-	-	-	-	0	↔	2
Capital Murder	2024	-	-	-	-	-	-	-	-	-	-	-	-	0	0	0
	2023	-	-	-	-	-	-	-	1	-	-	-	-	0	↔	1
Contested Divorce	2024	3	-	-	-	-	-	-	-	-	-	-	-	3	-25%	3
	2023	2	2	4	1	2	2	2	1	3	1	3	1	4	▼	24
Domestic and Family - Level 1	2024	1	3	-	-	-	-	-	-	-	-	-	-	4	-33%	4
	2023	5	1	2	-	-	-	-	-	1	-	-	-	6	▼	9
Domestic and Family - Level 2	2024	1	-	-	-	-	-	-	-	-	-	-	-	1	0%	1
	2023	1	-	2	-	1	-	-	-	-	-	-	-	1	↔	4
Felonies and Related Matters	2024	11	17	-	-	-	-	-	-	-	-	-	-	28	87%	28
	2023	9	6	13	2	22	14	11	58	11	9	20	8	15	▲	183
General Civil - Level 1	2024	-	-	-	-	-	-	-	-	-	-	-	-	0	0	0
	2023	-	-	1	-	-	-	-	-	-	1	-	-	0	↔	2
General Civil - Level 2	2024	2	7	-	-	-	-	-	-	-	-	-	-	9	50%	9
	2023	5	1	5	3	7	6	5	8	-	6	6	4	6	▲	56
General Civil - Level 3	2024	3	-	-	-	-	-	-	-	-	-	-	-	3	200%	3
	2023	-	1	4	1	4	1	5	-	-	-	3	1	1	▲	20
Miscellaneous Civil	2024	49	73	-	-	-	-	-	-	-	-	-	-	122	-40%	122
	2023	114	91	69	62	82	77	38	71	56	47	86	60	205	▼	853
Misdemeanor	2024	6	15	-	-	-	-	-	-	-	-	-	-	21	133%	21
	2023	3	6	5	2	16	2	4	17	5	6	8	3	9	▲	77
Other Criminally Related Matters	2024	5	5	-	-	-	-	-	-	-	-	-	-	10	900%	10
	2023	-	1	1	5	3	3	5	2	4	3	2	-	1	▲	29
Probates/Wills & Trusts - Level 1	2024	-	-	-	-	-	-	-	-	-	-	-	-	0	0	0
	2023	-	-	-	-	-	-	-	-	1	-	-	-	0	↔	1
Probates/Wills & Trusts - Level 2	2024	-	-	-	-	-	-	-	-	-	-	-	-	0	0	0
	2023	-	-	1	-	-	1	-	-	-	-	-	-	0	↔	2
Uncontested Divorce	2024	3	1	-	-	-	-	-	-	-	-	-	-	4	0%	4
	2023	2	2	3	3	2	2	3	8	3	6	5	3	4	↔	42

PLN-CCMS-10.11 CASELOAD STATISTICS OF THE CIRCUIT COURTS

Greene

January 2023 -- February 2024 Dispositions

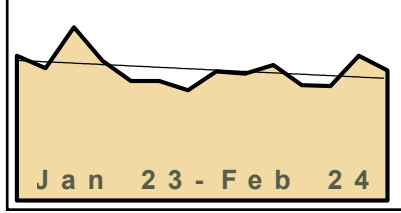
Alexandria and Fairfax Circuit are not Included in State Totals

Dashboard

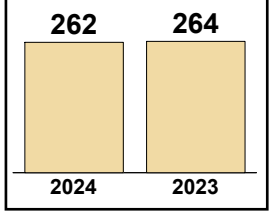
Court: Greene Circuit
Start/End Date: Jan-23 / Feb-24
2023 Average Month: 124
Jan-Feb 2023: 264
Dispositions Trending: ⇌

Circuit/Court ID: 16 216079
Type of Case: Dispositions
2024 Average Month: 131
Jan-Feb 2024 : 262
Overall AVG. Month: 125

Monthly Dispositions Summary



Jan --- Feb Dispositions



Dispositions by Division

Divisions		Jan	Feb	Mar	Apr	May	Jun	Jul	Aug	Sep	Oct	Nov	Dec	Thru Feb	% Change	Total
Total	2024	138	124	-	-	-	-	-	-	-	-	-	-	262	-1%	262
	2023	138	126	165	133	114	114	105	123	121	129	110	109	264	▼	1,487
Civil	2024	15	9	-	-	-	-	-	-	-	-	-	-	24	60%	24
	2023	10	5	14	56	31	11	10	21	10	21	7	18	15	▲	214
Criminal	2024	44	50	-	-	-	-	-	-	-	-	-	-	94	-9%	94
	2023	50	53	56	19	23	33	19	64	19	48	21	5	103	▼	410
Concealed Handgun Permits	2024	67	58	-	-	-	-	-	-	-	-	-	-	125	2%	125
	2023	66	57	76	32	40	43	55	19	80	32	68	15	123	▲	583
Miscellaneous/ Other	2024	12	7	-	-	-	-	-	-	-	-	-	-	19	-17%	19
	2023	12	11	19	26	20	27	21	19	12	28	14	71	23	▼	280

Dispositions by Case Category

Case Categories		Jan	Feb	Mar	Apr	May	Jun	Jul	Aug	Sep	Oct	Nov	Dec	Thru Feb	% Change	Total
Administrative Law	2024	-	1	-	-	-	-	-	-	-	-	-	-	1	0%	1
	2023	-	1	-	1	-	1	-	-	-	-	-	1	1	↔	4
Contested Divorce	2024	1	3	-	-	-	-	-	-	-	-	-	-	4	300%	4
	2023	-	1	2	7	4	1	3	3	-	2	-	-	1	▲	23
Domestic and Family - Level 1	2024	5	1	-	-	-	-	-	-	-	-	-	-	6	200%	6
	2023	2	-	4	3	5	-	2	11	-	1	1	11	2	▲	40
Domestic and Family - Level 2	2024	1	-	-	-	-	-	-	-	-	-	-	-	1	1	1
	2023	-	-	-	-	1	1	-	1	-	-	-	-	0	↔	3
Felonies and Related Matters	2024	31	40	-	-	-	-	-	-	-	-	-	-	71	9%	71
	2023	34	31	39	9	14	28	11	47	16	23	17	2	65	▲	271
General Civil - Level 1	2024	-	-	-	-	-	-	-	-	-	-	-	-	0	0	0
	2023	-	-	1	1	-	-	-	-	-	1	1	-	1	0	↔
General Civil - Level 2	2024	1	-	-	-	-	-	-	-	-	-	-	-	1	-75%	1
	2023	3	1	3	20	10	1	2	1	3	5	5	3	4	▼	57
General Civil - Level 3	2024	-	2	-	-	-	-	-	-	-	-	-	-	2	100%	2
	2023	1	-	-	6	4	-	1	1	-	2	2	-	1	▲	18
Miscellaneous Civil	2024	74	61	-	-	-	-	-	-	-	-	-	-	135	-6%	135
	2023	78	65	93	48	53	64	71	25	90	54	80	20	143	▼	741
Misdemeanor	2024	10	10	-	-	-	-	-	-	-	-	-	-	20	-35%	20
	2023	14	17	17	6	9	2	7	17	3	24	4	3	31	▼	123
Other	2024	5	4	-	-	-	-	-	-	-	-	-	-	9	350%	9
	2023	-	2	1	4	3	10	4	12	4	5	2	66	2	▲	113
Other Criminally Related Matters	2024	3	-	-	-	-	-	-	-	-	-	-	-	3	-63%	3
	2023	3	5	-	4	-	4	1	-	-	2	-	-	8	▼	19
Probates/Wills & Trusts - Level 1	2024	-	-	-	-	-	-	-	-	-	-	-	-	0	0	0
	2023	-	-	-	-	2	-	-	1	-	-	-	-	0	↔	3
Probates/Wills & Trusts - Level 2	2024	1	-	-	-	-	-	-	-	-	-	-	-	1	1	1
	2023	-	-	2	1	-	-	-	-	-	-	-	-	0	↔	3
Protective Orders	2024	1	-	-	-	-	-	-	-	-	-	-	-	1	1	1
	2023	-	-	-	-	-	-	-	-	-	-	-	-	0	↔	0
Uncontested Divorce	2024	5	2	-	-	-	-	-	-	-	-	-	-	7	17%	7
	2023	3	3	3	23	9	2	3	4	2	10	1	1	6	▲	64

This report reflects data in the case management system. Numbers will update accordingly as reports are refreshed and posted.

PLN-CCMS-10.11 CASELOAD STATISTICS OF THE CIRCUIT COURTS

Louisa

January 2023 -- February 2024 Dispositions

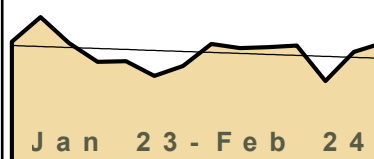
Alexandria and Fairfax Circuit are not Included in State Totals

Dashboard

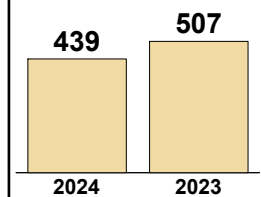
Court: Louisa Circuit
Start/End Date: Jan-23 / Feb-24
2023 Average Month: 209
Jan-Feb 2023: 507
Dispositions Trending: ▼

Circuit/Court ID: 16 216109
Type of Case: Dispositions
2024 Average Month: 220
Jan-Feb 2024 : 439
Overall AVG. Month: 211

Monthly Dispositions Summary



Jan --- Feb Dispositions



Dispositions by Division

Divisions		Jan	Feb	Mar	Apr	May	Jun	Jul	Aug	Sep	Oct	Nov	Dec	Thru Feb	% Change	Total
Total	2024	211	228	-	-	-	-	-	-	-	-	-	-	439	-13%	439
	2023	230	277	228	192	193	165	184	226	218	220	223	155	507	▼	2,511
Civil	2024	10	16	-	-	-	-	-	-	-	-	-	-	26	-42%	26
	2023	26	19	19	17	17	18	23	21	10	17	19	26	45	▼	232
Criminal	2024	67	89	-	-	-	-	-	-	-	-	-	-	156	17%	156
	2023	67	66	64	68	63	75	61	93	117	101	76	54	133	▲	905
Concealed Handgun Permits	2024	122	102	-	-	-	-	-	-	-	-	-	-	224	-10%	224
	2023	90	159	99	82	80	39	79	80	58	60	100	40	249	▼	966
Miscellaneous/ Other	2024	12	21	-	-	-	-	-	-	-	-	-	-	33	-59%	33
	2023	47	33	46	25	33	33	21	32	33	42	28	35	80	▼	408

Dispositions by Case Category

Case Categories		Jan	Feb	Mar	Apr	May	Jun	Jul	Aug	Sep	Oct	Nov	Dec	Thru Feb	% Change	Total
Administrative Law	2024	-	-	-	-	-	-	-	-	-	-	-	-	0	-100%	0
	2023	-	1	-	-	-	-	-	-	-	-	-	-	1	▼	1
Capital Murder	2024	-	1	-	-	-	-	-	-	-	-	-	-	1	1	1
	2023	-	-	-	-	-	-	-	-	1	-	-	-	0	↔	1
Contested Divorce	2024	-	-	-	-	-	-	-	-	-	-	-	-	0	-100%	0
	2023	6	2	1	2	2	1	4	7	2	6	6	3	8	▼	42
Domestic and Family - Level 1	2024	-	4	-	-	-	-	-	-	-	-	-	-	4	4	4
	2023	-	-	-	1	3	-	-	1	-	-	1	3	0	↔	9
Domestic and Family - Level 2	2024	2	-	-	-	-	-	-	-	-	-	-	-	2	-33%	2
	2023	1	2	1	-	-	-	1	-	2	1	1	-	3	▼	9
Felonies and Related Matters	2024	51	60	-	-	-	-	-	-	-	-	-	-	111	26%	111
	2023	40	48	33	32	40	46	40	64	110	74	59	32	88	▲	618
General Civil - Level 1	2024	-	-	-	-	-	-	-	-	-	-	-	-	0	0	0
	2023	-	-	-	1	-	-	-	-	-	-	-	-	0	↔	1
General Civil - Level 2	2024	3	4	-	-	-	-	-	-	-	-	-	-	7	-42%	7
	2023	7	5	2	1	6	2	4	6	2	5	4	5	12	▼	49
General Civil - Level 3	2024	1	2	-	-	-	-	-	-	-	-	-	-	3	0%	3
	2023	2	1	2	3	2	3	5	-	-	-	4	5	3	↔	27
Miscellaneous Civil	2024	134	123	-	-	-	-	-	-	-	-	-	-	257	-9%	257
	2023	104	179	117	93	96	54	84	102	73	76	113	49	283	▼	1,140
Misdemeanor	2024	16	23	-	-	-	-	-	-	-	-	-	-	39	-9%	39
	2023	26	17	26	36	22	28	20	26	4	24	13	21	43	▼	263
Other	2024	-	1	-	-	-	-	-	-	-	-	-	-	1	-98%	1
	2023	33	15	28	13	18	22	16	12	17	24	15	27	48	▼	240
Other Criminally Related Matters	2024	1	5	-	-	-	-	-	-	-	-	-	-	6	100%	6
	2023	2	1	5	-	1	2	1	3	2	3	4	1	3	▲	25
Probates/Wills & Trusts - Level 2	2024	1	-	-	-	-	-	-	-	-	-	-	-	1	0%	1
	2023	-	1	4	2	-	-	1	1	1	1	-	4	1	↔	15
Uncontested Divorce	2024	2	5	-	-	-	-	-	-	-	-	-	-	7	-50%	7
	2023	9	5	9	8	3	7	8	4	4	6	3	5	14	▼	71


This report reflects data in the case management system. Numbers will update accordingly as reports are refreshed and posted.

Dashboard

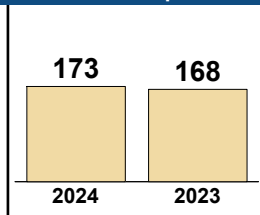
Court: Madison Circuit
Start/End Date: Jan-23 / Feb-24
2023 Average Month: 80
Jan-Feb 2023: 168
Dispositions Trending: ▲

Circuit/Court ID: 16 216113
Type of Case: Dispositions
2024 Average Month: 87
Jan-Feb 2024 : 173
Overall AVG. Month: 81

Monthly Dispositions Summary



Jan --- Feb Dispositions



Dispositions by Division

Divisions		Jan	Feb	Mar	Apr	May	Jun	Jul	Aug	Sep	Oct	Nov	Dec	Thru Feb	% Change	Total
Total	2024	57	116	-	-	-	-	-	-	-	-	-	-	173	3%	173
	2023	72	96	86	67	87	79	67	77	54	75	80	124	168	▲	964
Civil	2024	10	7	-	-	-	-	-	-	-	-	-	-	17	143%	17
	2023	2	5	4	8	11	10	4	8	2	2	5	4	7	▲	65
Criminal	2024	22	47	-	-	-	-	-	-	-	-	-	-	69	130%	69
	2023	18	12	24	7	26	17	18	13	28	7	26	21	30	▲	217
Concealed Handgun Permits	2024	2	45	-	-	-	-	-	-	-	-	-	-	47	-52%	47
	2023	37	60	42	44	33	34	16	30	4	53	38	36	97	▼	427
Miscellaneous/ Other	2024	23	17	-	-	-	-	-	-	-	-	-	-	40	18%	40
	2023	15	19	16	8	17	18	29	26	20	13	11	63	34	▲	255

Dispositions by Case Category

Case Categories		Jan	Feb	Mar	Apr	May	Jun	Jul	Aug	Sep	Oct	Nov	Dec	Thru Feb	% Change	Total
Administrative Law	2024	-	-	-	1	-	-	-	-	1	-	-	-	0	0	0
	2023	-	-	-	-	-	-	-	-	-	1	-	-	-	↔	2
Contested Divorce	2024	-	-	-	1	1	1	-	-	-	-	-	-	0	↔	3
	2023	-	-	-	-	-	-	-	-	-	-	-	-	-	↔	-
Domestic and Family - Level 1	2024	-	3	-	-	-	-	-	-	-	-	-	-	3	3	3
	2023	-	-	1	-	1	2	1	-	-	-	3	1	0	↔	9
Domestic and Family - Level 2	2024	-	-	-	-	-	-	-	-	-	-	-	-	0	-100%	0
	2023	-	1	1	1	-	-	-	-	-	-	-	-	1	▼	3
Felonies and Related Matters	2024	10	23	-	-	-	-	-	-	-	-	-	-	33	106%	33
	2023	12	4	16	4	19	13	12	11	19	5	14	14	16	▲	143
General Civil - Level 2	2024	3	-	-	-	-	-	-	-	-	-	-	-	3	3	3
	2023	-	-	-	3	7	2	2	3	-	-	-	2	0	↔	20
General Civil - Level 3	2024	2	2	-	-	-	-	-	-	-	-	-	-	4	0%	4
	2023	1	3	1	1	1	1	-	5	1	2	-	1	4	↔	17
Miscellaneous Civil	2024	9	48	-	-	-	-	-	-	-	-	-	-	57	-46%	57
	2023	40	66	45	50	43	41	29	39	9	61	39	40	106	▼	502
Misdemeanor	2024	12	24	-	-	-	-	-	-	-	-	-	-	36	177%	36
	2023	6	7	7	3	7	4	5	2	6	1	12	6	13	▲	66
Other	2024	17	14	-	-	-	-	-	-	-	-	-	-	31	29%	31
	2023	12	12	13	3	7	12	16	16	15	5	10	59	24	▲	180
Other Criminally Related Matters	2024	-	-	-	-	-	-	1	-	3	1	-	1	1	-100%	0
	2023	-	1	1	-	-	-	-	-	-	-	-	-	1	▼	8
Probates/Wills & Trusts - Level 2	2024	-	-	-	-	-	-	-	-	-	-	-	-	0	0	0
	2023	-	-	-	-	1	1	-	-	-	-	-	-	0	↔	2
Uncontested Divorce	2024	4	2	-	-	-	-	-	-	-	-	-	-	6	100%	6
	2023	1	2	1	-	-	2	1	1	-	-	-	1	3	▲	9

PLN-CCMS-10.11 CASELOAD STATISTICS OF THE CIRCUIT COURTS

Orange

January 2023 -- February 2024 Dispositions


Alexandria and Fairfax Circuit are not Included in State Totals

Dashboard

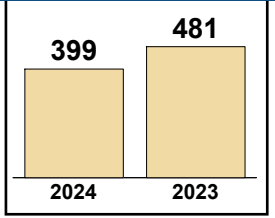
Court: Orange Circuit
Start/End Date: Jan-23 / Feb-24
2023 Average Month: 182
Jan-Feb 2023: 481
Dispositions Trending: ▼

Circuit/Court ID: 16 216137
Type of Case: Dispositions
2024 Average Month: 200
Jan-Feb 2024 : 399
Overall AVG. Month: 184

Monthly Dispositions Summary



Jan --- Feb Dispositions



Dispositions by Division

Divisions		Jan	Feb	Mar	Apr	May	Jun	Jul	Aug	Sep	Oct	Nov	Dec	Thru Feb	% Change	Total
Total	2024	193	206	-	-	-	-	-	-	-	-	-	-	399	-17%	399
	2023	288	193	294	144	215	169	149	141	152	207	121	108	481	▼	2,181
Civil	2024	34	15	-	-	-	-	-	-	-	-	-	-	49	20%	49
	2023	22	19	19	35	26	16	20	11	17	20	27	5	41	▲	237
Criminal	2024	66	73	-	-	-	-	-	-	-	-	-	-	139	-15%	139
	2023	73	91	111	48	72	51	51	73	45	89	42	58	164	▼	804
Concealed Handgun Permits	2024	74	105	-	-	-	-	-	-	-	-	-	-	179	-26%	179
	2023	176	67	144	37	95	95	47	46	76	88	51	37	243	▼	959
Miscellaneous/ Other	2024	18	13	-	-	-	-	-	-	-	-	-	-	31	-6%	31
	2023	17	16	19	24	22	7	31	11	14	10	1	8	33	▼	180
Others	2024	1	-	-	-	-	-	-	-	-	-	-	-	1	1	1
	2023	-	-	1	-	-	-	-	-	-	-	-	-	0	↔	1

Dispositions by Case Category


Case Categories		Jan	Feb	Mar	Apr	May	Jun	Jul	Aug	Sep	Oct	Nov	Dec	Thru Feb	% Change	Total
Administrative Law	2024	-	-	-	-	-	-	-	-	-	-	-	-	0	0	0
	2023	-	-	-	-	-	-	-	-	-	-	-	1	0	↔	1
Contested Divorce	2024	2	2	-	-	-	-	-	-	-	-	-	-	4	-33%	4
	2023	3	3	2	3	3	2	2	4	3	3	4	3	6	▼	35
Domestic and Family - Level 1	2024	15	6	-	-	-	-	-	-	-	-	-	-	21	600%	21
	2023	3	-	2	5	-	3	4	-	2	1	5	-	3	▲	25
Domestic and Family - Level 2	2024	-	-	-	-	-	-	-	-	-	-	-	-	0	-100%	0
	2023	2	-	-	1	2	-	2	-	2	4	-	-	2	▼	13
Felonies and Related Matters	2024	52	55	-	-	-	-	-	-	-	-	-	-	107	-22%	107
	2023	55	82	79	37	61	39	36	54	38	67	24	38	137	▼	610
General Civil - Level 1	2024	-	-	-	-	-	-	-	-	-	-	-	-	0	0	0
	2023	-	-	2	1	1	-	-	-	-	-	-	-	1	↔	5
General Civil - Level 2	2024	2	1	-	-	-	-	-	-	-	-	-	-	3	-63%	3
	2023	1	7	4	8	8	1	2	5	4	5	2	1	8	▼	48
General Civil - Level 3	2024	4	2	-	-	-	-	-	-	-	-	-	-	6	-33%	6
	2023	6	3	4	8	3	1	3	1	-	3	4	1	9	▼	37
Miscellaneous Civil	2024	89	118	-	-	-	-	-	-	-	-	-	-	207	-22%	207
	2023	190	76	158	54	114	102	77	55	88	97	51	41	266	▼	1,103
Misdemeanor	2024	13	17	-	-	-	-	-	-	-	-	-	-	30	20%	30
	2023	17	8	30	11	8	12	14	17	3	21	17	21	25	▲	179
Other	2024	1	-	-	-	-	-	-	-	-	-	-	-	1	1	1
	2023	-	-	2	1	2	-	-	-	1	-	1	1	0	↔	8
Other Criminally Related Matters	2024	1	1	-	-	-	-	-	-	-	-	-	-	2	0%	2
	2023	1	1	2	-	3	-	1	2	4	1	1	-	2	↔	16
Probates/Wills & Trusts - Level 1	2024	-	-	-	-	-	-	-	-	-	-	-	-	0	0	0
	2023	-	-	-	-	-	-	-	-	1	-	-	-	0	↔	1
Probates/Wills & Trusts - Level 2	2024	-	-	-	-	-	-	-	-	-	-	-	-	0	-100%	0
	2023	-	1	-	3	2	3	-	-	-	2	3	-	1	▼	14
Uncontested Divorce	2024	14	4	-	-	-	-	-	-	-	-	-	-	18	-18%	18
	2023	10	12	9	12	8	6	8	3	6	3	8	1	22	▼	86

This report reflects data in the case management system. Numbers will update accordingly as reports are refreshed and posted.

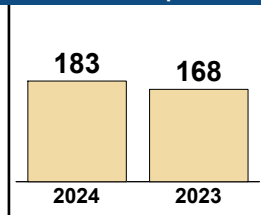
Dashboard

Court: Charlottesville Circuit **Circuit/Court ID:** 16 216540
Start/End Date: Jan-23 / Feb-24 **Type of Case:** Dispositions
2023 Average Month: 92 **2024 Average Month:** 92
Jan-Feb 2023: 168 **Jan-Feb 2024 :** 183
Dispositions Trending: ▲ **Overall AVG. Month:** 92

Monthly Dispositions Summary



Jan --- Feb Dispositions



Dispositions by Division

Divisions		Jan	Feb	Mar	Apr	May	Jun	Jul	Aug	Sep	Oct	Nov	Dec	Thru Feb	% Change	Total
Total	2024	87	96	-	-	-	-	-	-	-	-	-	-	183	9%	183
	2023	106	62	148	78	99	75	100	89	69	124	85	68	168	▲	1,103
Civil	2024	18	8	-	-	-	-	-	-	-	-	-	-	26	-30%	26
	2023	18	19	17	13	18	24	14	8	20	31	10	12	37	▼	204
Criminal	2024	34	36	-	-	-	-	-	-	-	-	-	-	70	-15%	70
	2023	70	12	86	43	41	35	62	40	29	68	35	30	82	▼	551
Concealed Handgun Permits	2024	15	18	-	-	-	-	-	-	-	-	-	-	33	14%	33
	2023	11	18	20	10	17	3	8	18	4	14	18	21	29	▲	162
Miscellaneous/ Other	2024	20	34	-	-	-	-	-	-	-	-	-	-	54	170%	54
	2023	7	13	25	12	23	13	16	23	16	11	22	5	20	▲	186

Dispositions by Case Category


Case Categories		Jan	Feb	Mar	Apr	May	Jun	Jul	Aug	Sep	Oct	Nov	Dec	Thru Feb	% Change	Total
Contested Divorce	2024	1	1	-	-	-	-	-	-	-	-	-	-	2	-60%	2
	2023	1	4	2	4	2	-	3	2	2	-	1	1	5	▼	22
Domestic and Family - Level 1	2024	-	1	-	-	-	-	-	-	-	-	-	-	1	-75%	1
	2023	1	3	-	1	1	1	-	-	6	-	-	-	4	▼	13
Domestic and Family - Level 2	2024	-	1	-	-	-	-	-	-	-	-	-	-	1	0%	1
	2023	1	-	3	-	3	5	-	1	2	2	-	-	1	↔	17
Felonies and Related Matters	2024	27	25	-	-	-	-	-	-	-	-	-	-	52	-7%	52
	2023	47	9	69	31	28	24	49	23	24	54	22	23	56	▼	403
General Civil	2024	-	1	-	-	-	-	-	-	-	-	-	-	1	1	1
	2023	-	-	-	-	-	-	-	-	-	-	-	-	0	↔	0
General Civil - Level 1	2024	1	1	-	-	-	-	-	-	-	-	-	-	2	-33%	2
	2023	2	1	-	-	-	1	-	1	1	1	-	1	3	▼	8
General Civil - Level 2	2024	2	3	-	-	-	-	-	-	-	-	-	-	5	-50%	5
	2023	5	5	5	4	5	3	2	4	8	13	8	5	10	▼	67
General Civil - Level 3	2024	5	4	-	-	-	-	-	-	-	-	-	-	9	200%	9
	2023	3	-	3	2	2	5	-	2	1	4	2	1	3	▲	25
Miscellaneous Civil	2024	33	44	-	-	-	-	-	-	-	-	-	-	77	57%	77
	2023	18	31	44	20	40	16	25	37	18	24	37	26	49	▲	336
Misdemeanor	2024	5	6	-	-	-	-	-	-	-	-	-	-	11	-58%	11
	2023	23	3	15	9	8	7	10	9	2	10	10	8	26	▼	114
Other	2024	-	-	-	-	-	-	-	-	-	-	-	-	0	0	0
	2023	-	-	-	-	-	-	-	-	-	-	1	-	0	↔	1
Other Criminally Related Matters	2024	3	5	-	-	-	-	-	-	-	-	-	-	8	700%	8
	2023	1	-	2	3	5	4	3	8	3	5	3	-	1	▲	37
Probates/Wills & Trusts - Level 1	2024	-	-	-	-	-	-	-	-	-	-	-	-	0	0	0
	2023	-	-	-	-	-	-	1	-	-	-	-	-	0	↔	1
Probates/Wills & Trusts - Level 2	2024	2	-	-	-	-	-	-	-	-	-	-	-	2	100%	2
	2023	-	1	2	1	-	-	2	-	-	3	-	-	1	▲	9
Protective Orders	2024	-	2	-	-	-	-	-	-	-	-	-	-	2	2	2
	2023	-	-	-	-	-	-	-	-	-	-	-	-	0	↔	0
Uncontested Divorce	2024	8	2	-	-	-	-	-	-	-	-	-	-	10	11%	10
	2023	4	5	3	3	5	9	5	2	2	7	2	3	9	▲	50

Dashboard

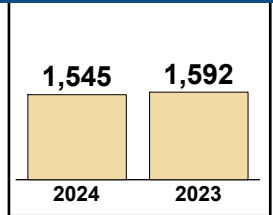
Court: Arlington Circuit
Start/End Date: Jan-23 / Feb-24
2023 Average Month: 780
Jan-Feb 2023: 1,592
Dispositions Trending: ▼

Circuit/Court ID: 17 217013
Type of Case: Dispositions
2024 Average Month: 773
Jan-Feb 2024 : 1,545
Overall AVG. Month: 779

Monthly Dispositions Summary



Jan --- Feb Dispositions



Dispositions by Division

Divisions		Jan	Feb	Mar	Apr	May	Jun	Jul	Aug	Sep	Oct	Nov	Dec	Thru Feb	% Change	Total
Total	2024	707	838	-	-	-	-	-	-	-	-	-	-	1,545	-3%	1,545
	2023	649	943	1,049	781	812	814	644	701	738	702	649	874	1,592	▼	9,356
Civil	2024	158	164	-	-	-	-	-	-	-	-	-	-	322	-2%	322
	2023	141	188	299	204	259	181	120	171	225	167	143	215	329	▼	2,313
Criminal	2024	200	191	-	-	-	-	-	-	-	-	-	-	391	-19%	391
	2023	258	224	262	202	243	226	128	182	185	211	175	246	482	▼	2,542
Concealed Handgun Permits	2024	8	206	-	-	-	-	-	-	-	-	-	-	214	-32%	214
	2023	84	231	113	55	24	155	89	52	78	49	98	131	315	▼	1,159
Miscellaneous/ Other	2024	338	272	-	-	-	-	-	-	-	-	-	-	610	32%	610
	2023	163	298	372	318	286	249	305	296	248	274	233	281	461	▲	3,323
Others	2024	3	5	-	-	-	-	-	-	-	-	-	-	8	60%	8
	2023	3	2	3	2	-	3	2	-	2	1	-	1	5	▲	19

Dispositions by Case Category

Case Categories		Jan	Feb	Mar	Apr	May	Jun	Jul	Aug	Sep	Oct	Nov	Dec	Thru Feb	% Change	Total
Administrative Law	2024	3	2	-	-	-	-	-	-	-	-	-	-	5	400%	5
	2023	1	-	-	3	1	1	2	1	1	3	2	-	1	▲	15
Contested Divorce	2024	17	15	-	-	-	-	-	-	-	-	-	-	32	-9%	32
	2023	12	23	22	21	32	17	14	30	12	13	22	19	35	▼	237
Domestic and Family - Level 1	2024	15	9	-	-	-	-	-	-	-	-	-	-	24	243%	24
	2023	3	4	10	5	6	10	8	2	14	5	2	5	7	▲	74
Domestic and Family - Level 2	2024	3	6	-	-	-	-	-	-	-	-	-	-	9	200%	9
	2023	-	3	3	4	6	7	3	12	2	7	2	4	3	▲	53
Felonies and Related Matters	2024	118	104	-	-	-	-	-	-	-	-	-	-	222	-22%	222
	2023	153	133	162	96	120	141	74	95	109	115	79	149	286	▼	1,426
General Civil - Level 1	2024	3	2	-	-	-	-	-	-	-	-	-	-	5	-71%	5
	2023	13	4	1	3	5	1	-	1	5	2	2	2	17	▼	39
General Civil - Level 2	2024	94	92	-	-	-	-	-	-	-	-	-	-	186	-2%	186
	2023	82	108	182	114	144	80	59	73	145	90	75	132	190	▼	1,284
General Civil - Level 3	2024	8	13	-	-	-	-	-	-	-	-	-	-	21	133%	21
	2023	6	3	6	7	9	6	12	11	13	7	6	8	9	▲	94
Miscellaneous Civil	2024	217	346	-	-	-	-	-	-	-	-	-	-	563	7%	563
	2023	148	380	325	207	151	272	269	210	215	183	216	286	528	▲	2,862
Misdemeanor	2024	27	34	-	-	-	-	-	-	-	-	-	-	61	-12%	61
	2023	33	36	36	21	35	27	22	36	39	23	18	33	69	▼	359
Other	2024	128	137	-	-	-	-	-	-	-	-	-	-	265	5%	265
	2023	103	149	165	174	161	137	127	141	112	138	118	127	252	▲	1,652
Other Criminally Related Matters	2024	55	54	-	-	-	-	-	-	-	-	-	-	109	-14%	109
	2023	72	55	69	87	89	63	32	51	38	76	82	65	127	▼	779
Probates/Wills & Trusts - Level 1	2024	1	-	-	-	-	-	-	-	-	-	-	-	1	-75%	1
	2023	1	3	3	2	1	2	4	1	6	2	2	2	4	▼	29
Probates/Wills & Trusts - Level 2	2024	3	5	-	-	-	-	-	-	-	-	-	-	8	-70%	8
	2023	10	17	12	10	10	14	5	6	10	8	4	8	27	▼	114
Uncontested Divorce	2024	15	19	-	-	-	-	-	-	-	-	-	-	34	-8%	34
	2023	12	25	53	27	42	36	13	31	17	30	19	34	37	▼	339

PLN-CCMS-10.11 CASELOAD STATISTICS OF THE CIRCUIT COURTS

Fauquier

January 2023 -- February 2024 Dispositions


Alexandria and Fairfax Circuit are not Included in State Totals

Dashboard

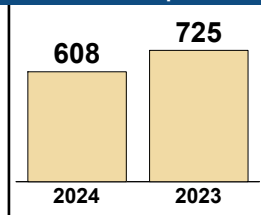
Court: Fauquier Circuit
Start/End Date: Jan-23 / Feb-24
2023 Average Month: 315
Jan-Feb 2023: 725
Dispositions Trending: ▼

Circuit/Court ID: 20 220061
Type of Case: Dispositions
2024 Average Month: 304
Jan-Feb 2024 : 608
Overall AVG. Month: 313

Monthly Dispositions Summary



Jan --- Feb Dispositions



Dispositions by Division

Divisions		Jan	Feb	Mar	Apr	May	Jun	Jul	Aug	Sep	Oct	Nov	Dec	Thru Feb	% Change	Total
Total	2024	309	299	-	-	-	-	-	-	-	-	-	-	608	-16%	608
	2023	367	358	348	291	264	330	275	303	256	274	260	452	725	▼	3,778
Civil	2024	59	35	-	-	-	-	-	-	-	-	-	-	94	8%	94
	2023	42	45	34	42	48	57	48	51	43	39	34	24	87	▲	507
Criminal	2024	56	76	-	-	-	-	-	-	-	-	-	-	132	-13%	132
	2023	80	71	57	59	68	82	71	70	59	54	70	59	151	▼	800
Concealed Handgun Permits	2024	124	143	-	-	-	-	-	-	-	-	-	-	267	-25%	267
	2023	174	183	193	150	103	138	104	112	94	129	116	143	357	▼	1,639
Miscellaneous/ Other	2024	70	45	-	-	-	-	-	-	-	-	-	-	115	-12%	115
	2023	71	59	64	40	45	53	50	69	60	52	40	225	130	▼	828
Others	2024	-	-	-	-	-	-	-	-	-	-	-	-	0	0	0
	2023	-	-	-	-	-	-	2	1	-	-	-	1	0	↔	4

Dispositions by Case Category

Case Categories		Jan	Feb	Mar	Apr	May	Jun	Jul	Aug	Sep	Oct	Nov	Dec	Thru Feb	% Change	Total
Administrative Law	2024	-	1	-	-	-	-	-	-	-	-	-	-	1	1	1
	2023	-	-	-	1	-	-	2	-	-	-	-	-	0	↔	3
Contested Divorce	2024	6	3	-	-	-	-	-	-	-	-	-	-	9	50%	9
	2023	3	3	4	2	5	5	1	3	2	3	7	4	6	▲	42
Domestic and Family - Level 1	2024	6	5	-	-	-	-	-	-	-	-	-	-	11	57%	11
	2023	4	3	-	11	11	16	7	2	14	5	1	3	7	▲	77
Domestic and Family - Level 2	2024	7	1	-	-	-	-	-	-	-	-	-	-	8	33%	8
	2023	4	2	1	-	-	6	2	2	3	4	1	2	6	▲	27
Felonies and Related Matters	2024	36	54	-	-	-	-	-	-	-	-	-	-	90	-9%	90
	2023	57	42	45	30	52	45	39	44	39	29	45	40	99	▼	507
General Civil - Level 1	2024	-	-	-	-	-	-	-	-	-	-	-	-	0	-100%	0
	2023	1	1	-	1	-	2	-	-	-	1	2	-	2	▼	8
General Civil - Level 2	2024	14	8	-	-	-	-	-	-	-	-	-	-	22	-31%	22
	2023	15	17	15	11	15	11	13	18	10	9	11	8	32	▼	153
General Civil - Level 3	2024	10	6	-	-	-	-	-	-	-	-	-	-	16	100%	16
	2023	5	3	4	3	4	6	9	8	5	3	8	1	8	▲	59
Miscellaneous Civil	2024	156	165	-	-	-	-	-	-	-	-	-	-	321	-25%	321
	2023	206	220	227	170	132	163	137	151	120	158	133	156	426	▼	1,973
Misdemeanor	2024	15	16	-	-	-	-	-	-	-	-	-	-	31	-16%	31
	2023	15	22	7	12	8	25	17	19	13	20	15	15	37	▼	188
Other	2024	36	19	-	-	-	-	-	-	-	-	-	-	55	-5%	55
	2023	37	21	24	13	16	24	15	28	31	21	18	212	58	▼	460
Other Criminally Related Matters	2024	5	6	-	-	-	-	-	-	-	-	-	-	11	-35%	11
	2023	10	7	5	17	8	12	15	7	7	5	11	5	17	▼	109
Probates/Wills & Trusts - Level 1	2024	3	1	-	-	-	-	-	-	-	-	-	-	4	300%	4
	2023	-	1	-	-	-	-	-	1	-	1	1	-	1	▲	4
Probates/Wills & Trusts - Level 2	2024	2	4	-	-	-	-	-	-	-	-	-	-	6	-33%	6
	2023	4	5	1	1	1	1	8	6	1	6	1	2	9	▼	37
Protective Orders	2024	1	1	-	-	-	-	-	-	-	-	-	-	2	0%	2
	2023	1	1	1	1	-	6	1	1	5	-	1	2	2	↔	20
Uncontested Divorce	2024	12	9	-	-	-	-	-	-	-	-	-	-	21	40%	21
	2023	5	10	14	18	12	8	9	13	6	9	5	2	15	▲	111

This report reflects data in the case management system. Numbers will update accordingly as reports are refreshed and posted.

PLN-CCMS-10.11 CASELOAD STATISTICS OF THE CIRCUIT COURTS

Loudoun

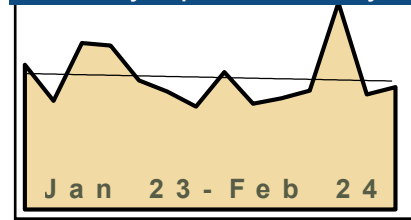
January 2023 -- February 2024 Dispositions

Alexandria and Fairfax Circuit are not Included in State Totals

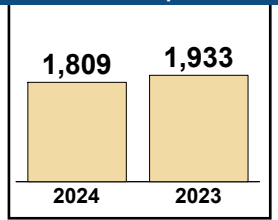
Dashboard

Court: Loudoun Circuit
Circuit/Court ID: 20 220107
Start/End Date: Jan-23 / Feb-24
Type of Case: Dispositions
2023 Average Month: 1,025
2024 Average Month: 905
Jan-Feb 2023: 1,933
Jan-Feb 2024 : 1,809
Dispositions Trending: ▼
Overall AVG. Month: 1,008

Monthly Dispositions Summary



Jan --- Feb Dispositions



Dispositions by Division

Divisions		Jan	Feb	Mar	Apr	May	Jun	Jul	Aug	Sep	Oct	Nov	Dec	Thru Feb	% Change	Total
Total	2024	876	933	-	-	-	-	-	-	-	-	-	-	1,809	-6%	1,809
	2023	1,104	829	1,268	1,249	983	898	785	1,047	807	847	905	1,577	1,933	▼	12,299
Civil	2024	104	144	-	-	-	-	-	-	-	-	-	-	248	-39%	248
	2023	244	160	253	149	155	168	180	261	148	153	190	177	404	▼	2,238
Criminal	2024	125	159	-	-	-	-	-	-	-	-	-	-	284	20%	284
	2023	133	104	208	131	121	149	105	139	93	117	132	126	237	▲	1,558
Concealed Handgun Permits	2024	271	286	-	-	-	-	-	-	-	-	-	-	557	-24%	557
	2023	367	363	429	363	259	284	216	251	233	257	277	304	730	▼	3,603
Miscellaneous/ Other	2024	374	339	-	-	-	-	-	-	-	-	-	-	713	27%	713
	2023	360	200	377	605	448	297	283	385	329	320	304	965	560	▲	4,873
Others	2024	2	5	-	-	-	-	-	-	-	-	-	-	7	250%	7
	2023	-	2	1	1	-	-	-	1	11	4	-	2	2	▲	27

Dispositions by Case Category

Case Categories		Jan	Feb	Mar	Apr	May	Jun	Jul	Aug	Sep	Oct	Nov	Dec	Thru Feb	% Change	Total
Administrative Law	2024	-	1	-	-	-	-	-	-	-	-	-	-	1	-75%	1
	2023	4	-	1	3	-	-	-	-	-	-	-	-	4	▼	8
Capital Murder	2024	-	-	-	-	-	-	-	-	-	-	-	-	0	0	0
	2023	-	-	-	2	-	-	-	-	-	-	-	-	0	↔	2
Contested Divorce	2024	17	17	-	-	-	-	-	-	-	-	-	-	34	-21%	34
	2023	24	19	24	25	28	21	29	20	17	22	21	26	43	▼	276
Domestic and Family - Level 1	2024	5	14	-	-	-	-	-	-	-	-	-	-	19	-59%	19
	2023	25	21	38	9	17	27	26	91	22	12	11	23	46	▼	322
Domestic and Family - Level 2	2024	3	6	-	-	-	-	-	-	-	-	-	-	9	-55%	9
	2023	12	8	11	6	17	8	12	16	9	5	24	8	20	▼	136
Felonies and Related Matters	2024	72	66	-	-	-	-	-	-	-	-	-	-	138	19%	138
	2023	63	53	108	43	80	61	54	87	45	47	49	36	116	▲	726
General Civil - Level 1	2024	1	2	-	-	-	-	-	-	-	-	-	-	3	-50%	3
	2023	5	1	7	1	4	3	-	3	1	2	2	1	6	▼	30
General Civil - Level 2	2024	37	41	-	-	-	-	-	-	-	-	-	-	78	-47%	78
	2023	98	49	80	40	41	40	44	60	37	40	43	51	147	▼	623
General Civil - Level 3	2024	9	12	-	-	-	-	-	-	-	-	-	-	21	-58%	21
	2023	37	13	18	19	18	13	8	17	17	16	21	12	50	▼	209
Miscellaneous Civil	2024	392	431	-	-	-	-	-	-	-	-	-	-	823	-31%	823
	2023	649	536	643	814	488	444	365	482	380	377	397	420	1,185	▼	5,995
Misdemeanor	2024	25	24	-	-	-	-	-	-	-	-	-	-	49	29%	49
	2023	21	17	39	20	18	23	26	12	25	26	26	23	38	▲	276
Other	2024	241	190	-	-	-	-	-	-	-	-	-	-	431	656%	431
	2023	41	16	143	134	185	122	120	145	163	180	184	835	57	▲	2,268
Other Criminally Related Matters	2024	30	69	-	-	-	-	-	-	-	-	-	-	99	13%	99
	2023	53	35	62	66	23	65	25	40	23	44	58	67	88	▲	561
Probates/Wills & Trusts - Level 1	2024	1	-	-	-	-	-	-	-	-	-	-	-	1	0%	1
	2023	-	1	1	-	-	1	-	-	-	3	-	1	1	↔	7
Probates/Wills & Trusts - Level 2	2024	6	13	-	-	-	-	-	-	-	-	-	-	19	12%	19
	2023	7	10	14	6	10	8	14	11	3	13	10	4	17	▲	110
Uncontested Divorce	2024	37	47	-	-	-	-	-	-	-	-	-	-	84	-27%	84
	2023	65	50	79	61	54	62	62	63	65	60	59	70	115	▼	750

This report reflects data in the case management system. Numbers will update accordingly as reports are refreshed and posted.

PLN-CCMS-10.11 CASELOAD STATISTICS OF THE CIRCUIT COURTS

Rappahannock

January 2023 -- February 2024 Dispositions

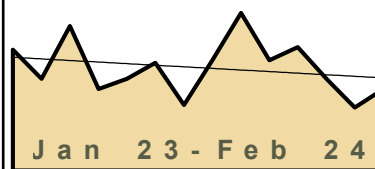
Alexandria and Fairfax Circuit are not Included in State Totals

Dashboard

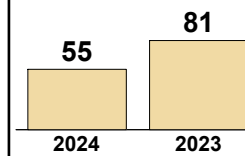
Court: Rappahannock Circuit
Start/End Date: Jan-23 / Feb-24
2023 Average Month: 41
Jan-Feb 2023: 81
Dispositions Trending: ▼

Circuit/Court ID: 20 220157
Type of Case: Dispositions
2024 Average Month: 28
Jan-Feb 2024 : 55
Overall AVG. Month: 39

Monthly Dispositions Summary



Jan --- Feb Dispositions



Dispositions by Division

Divisions		Jan	Feb	Mar	Apr	May	Jun	Jul	Aug	Sep	Oct	Nov	Dec	Thru Feb	% Change	Total
Total	2024	24	31	-	-	-	-	-	-	-	-	-	-	55	-32%	55
	2023	46	35	55	31	35	41	25	42	60	42	47	35	81	▼	494
Civil	2024	2	3	-	-	-	-	-	-	-	-	-	-	5	0%	5
	2023	3	2	4	11	2	1	7	6	11	2	2	4	5	↔	55
Criminal	2024	6	10	-	-	-	-	-	-	-	-	-	-	16	23%	16
	2023	3	10	14	7	7	20	7	8	22	26	29	5	13	▲	158
Concealed Handgun Permits	2024	10	8	-	-	-	-	-	-	-	-	-	-	18	-57%	18
	2023	29	13	30	10	10	9	1	12	23	8	10	13	42	▼	168
Miscellaneous/ Other	2024	6	10	-	-	-	-	-	-	-	-	-	-	16	-24%	16
	2023	11	10	7	3	16	11	10	15	4	6	6	13	21	▼	112
Others	2024	-	-	-	-	-	-	-	-	-	-	-	-	0	0	0
	2023	-	-	-	-	-	-	-	1	-	-	-	-	0	↔	1

Dispositions by Case Category

Case Categories		Jan	Feb	Mar	Apr	May	Jun	Jul	Aug	Sep	Oct	Nov	Dec	Thru Feb	% Change	Total
Administrative Law	2024	-	-	-	-	-	-	-	-	-	-	-	-	0	0	0
	2023	-	-	1	-	-	-	-	-	-	-	-	-	0	↔	1
Contested Divorce	2024	-	1	-	-	-	-	-	-	-	-	-	-	1	0%	1
	2023	-	1	1	-	2	-	-	1	1	-	1	2	1	↔	9
Domestic and Family - Level 1	2024	-	1	-	-	-	-	-	-	-	-	-	-	1	0%	1
	2023	1	-	-	9	-	-	3	-	-	-	-	-	1	↔	13
Domestic and Family - Level 2	2024	-	-	-	-	-	-	-	-	-	-	-	-	0	-100%	0
	2023	1	-	-	-	-	-	-	-	-	-	-	-	1	▼	1
Felonies and Related Matters	2024	3	5	-	-	-	-	-	-	-	-	-	-	8	-11%	8
	2023	3	6	8	5	3	15	5	4	9	19	21	3	9	▼	101
General Civil - Level 2	2024	2	1	-	-	-	-	-	-	-	-	-	-	3	200%	3
	2023	1	-	3	1	2	1	1	3	-	2	1	2	1	▲	17
General Civil - Level 3	2024	1	1	-	-	-	-	-	-	-	-	-	-	2	-33%	2
	2023	2	1	1	1	1	1	3	2	10	-	-	1	3	▼	23
Miscellaneous Civil	2024	14	14	-	-	-	-	-	-	-	-	-	-	28	-43%	28
	2023	32	17	31	11	13	11	2	17	25	8	14	13	49	▼	194
Misdemeanor	2024	2	3	-	-	-	-	-	-	-	-	-	-	5	67%	5
	2023	-	3	6	2	4	5	2	3	11	4	5	2	3	▲	47
Other	2024	-	3	-	-	-	-	-	-	-	-	-	-	3	-73%	3
	2023	6	5	4	1	9	8	7	7	2	5	1	12	11	▼	67
Other Criminally Related Matters	2024	1	2	-	-	-	-	-	-	-	-	-	-	3	200%	3
	2023	-	1	-	-	-	-	-	1	2	3	3	-	1	▲	10
Probates/Wills & Trusts - Level 2	2024	-	-	-	-	-	-	-	-	-	-	-	-	0	0	0
	2023	-	-	-	-	1	-	-	1	-	1	-	-	0	↔	3
Uncontested Divorce	2024	1	-	-	-	-	-	-	-	-	-	-	-	1	0%	1
	2023	-	1	-	1	-	-	2	3	-	-	1	-	1	↔	8

PLN-CCMS-10.11 CASELOAD STATISTICS OF THE CIRCUIT COURTS

Henry

January 2023 -- February 2024 Dispositions


Alexandria and Fairfax Circuit are not Included in State Totals

Dashboard

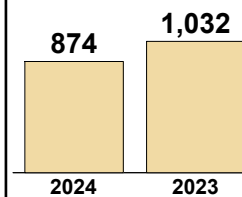
Court: Henry Circuit
Start/End Date: Jan-23 / Feb-24
2023 Average Month: 415
Jan-Feb 2023: 1,032
Dispositions Trending: ▼

Circuit/Court ID: 21 221089
Type of Case: Dispositions
2024 Average Month: 437
Jan-Feb 2024 : 874
Overall AVG. Month: 418

Monthly Dispositions Summary



Jan --- Feb Dispositions



Dispositions by Division

Divisions		Jan	Feb	Mar	Apr	May	Jun	Jul	Aug	Sep	Oct	Nov	Dec	Thru Feb	% Change	Total
Total	2024	464	410	-	-	-	-	-	-	-	-	-	-	874	-15%	874
	2023	482	550	391	460	392	487	274	410	442	390	401	303	1,032	▼	4,982
Civil	2024	34	33	-	-	-	-	-	-	-	-	-	-	67	-26%	67
	2023	46	44	38	31	39	28	19	35	37	30	44	26	90	▼	417
Criminal	2024	249	206	-	-	-	-	-	-	-	-	-	-	455	-10%	455
	2023	242	265	210	211	207	284	117	214	229	207	219	169	507	▼	2,574
Concealed Handgun Permits	2024	115	86	-	-	-	-	-	-	-	-	-	-	201	-31%	201
	2023	132	160	85	153	73	102	63	80	104	89	76	47	292	▼	1,164
Miscellaneous/ Other	2024	66	85	-	-	-	-	-	-	-	-	-	-	151	6%	151
	2023	62	81	58	64	73	73	75	81	72	64	62	61	143	▲	826
Others	2024	-	-	-	-	-	-	-	-	-	-	-	-	0	0	0
	2023	-	-	-	1	-	-	-	-	-	-	-	-	0	↔	1

Dispositions by Case Category

Case Categories		Jan	Feb	Mar	Apr	May	Jun	Jul	Aug	Sep	Oct	Nov	Dec	Thru Feb	% Change	Total
Administrative Law	2024	-	-	-	-	-	-	-	-	-	-	-	-	0	0	0
	2023	-	-	1	-	-	-	-	-	-	-	-	-	0	↔	1
Capital Murder	2024	-	-	-	-	-	-	-	-	-	-	-	-	0	0	0
	2023	-	-	-	-	-	-	4	-	-	-	-	-	0	↔	4
Contested Divorce	2024	5	4	-	-	-	-	-	-	-	-	-	-	9	29%	9
	2023	6	1	9	3	3	9	2	4	5	5	11	2	7	▲	60
Domestic and Family - Level 1	2024	3	3	-	-	-	-	-	-	-	-	-	-	6	-79%	6
	2023	12	16	7	2	8	1	2	3	11	8	1	8	28	▼	79
Domestic and Family - Level 2	2024	2	2	-	-	-	-	-	-	-	-	-	-	4	-33%	4
	2023	4	2	2	1	1	1	1	2	2	5	2	1	6	▼	24
Felonies and Related Matters	2024	169	141	-	-	-	-	-	-	-	-	-	-	310	-15%	310
	2023	173	191	152	156	134	202	71	131	153	146	155	131	364	▼	1,795
General Civil - Level 2	2024	8	5	-	-	-	-	-	-	-	-	-	-	13	225%	13
	2023	2	2	3	2	3	6	3	7	5	2	4	1	4	▲	40
General Civil - Level 3	2024	9	6	-	-	-	-	-	-	-	-	-	-	15	-21%	15
	2023	5	14	4	4	5	1	2	5	5	3	11	3	19	▼	62
Miscellaneous Civil	2024	139	114	-	-	-	-	-	-	-	-	-	-	253	-24%	253
	2023	148	186	110	184	89	129	95	113	123	114	88	59	334	▼	1,438
Misdemeanor	2024	71	55	-	-	-	-	-	-	-	-	-	-	126	-4%	126
	2023	64	67	55	49	59	74	34	71	67	55	47	33	131	▼	675
Other	2024	41	55	-	-	-	-	-	-	-	-	-	-	96	-4%	96
	2023	47	53	32	35	57	44	43	48	52	38	49	48	100	▼	546
Other Criminally Related Matters	2024	9	10	-	-	-	-	-	-	-	-	-	-	19	58%	19
	2023	5	7	3	6	14	8	10	12	9	6	17	6	12	▲	103
Probates/Wills & Trusts - Level 1	2024	-	1	-	-	-	-	-	-	-	-	-	-	1	1	1
	2023	-	-	1	-	-	-	-	-	2	-	1	-	0	↔	5
Probates/Wills & Trusts - Level 2	2024	1	1	-	-	-	-	-	-	-	-	-	-	2	-67%	2
	2023	5	1	3	2	1	5	-	1	1	2	4	5	6	▼	30
Uncontested Divorce	2024	7	13	-	-	-	-	-	-	-	-	-	-	20	-5%	20
	2023	11	10	9	16	18	7	6	13	7	6	11	6	21	▼	120

This report reflects data in the case management system. Numbers will update accordingly as reports are refreshed and posted.

PLN-CCMS-10.11 CASELOAD STATISTICS OF THE CIRCUIT COURTS

Patrick

January 2023 -- February 2024 Dispositions


Alexandria and Fairfax Circuit are not Included in State Totals

Dashboard

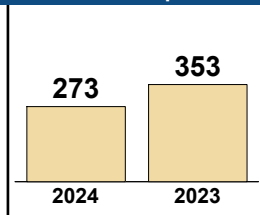
Court: Patrick Circuit
Start/End Date: Jan-23 / Feb-24
2023 Average Month: 151
Jan-Feb 2023: 353
Dispositions Trending: ▼

Circuit/Court ID: 21 221141
Type of Case: Dispositions
2024 Average Month: 137
Jan-Feb 2024 : 273
Overall AVG. Month: 149

Monthly Dispositions Summary



Jan --- Feb Dispositions



Dispositions by Division

Divisions		Jan	Feb	Mar	Apr	May	Jun	Jul	Aug	Sep	Oct	Nov	Dec	Thru Feb	% Change	Total
Total	2024	106	167	-	-	-	-	-	-	-	-	-	-	273	-23%	273
	2023	206	147	233	99	168	211	110	131	158	112	127	109	353	▼	1,811
Civil	2024	4	9	-	-	-	-	-	-	-	-	-	-	13	63%	13
	2023	2	6	12	5	11	12	7	9	3	4	2	1	8	▲	74
Criminal	2024	42	90	-	-	-	-	-	-	-	-	-	-	132	-48%	132
	2023	141	112	93	26	112	137	69	70	110	65	91	77	253	▼	1,103
Concealed Handgun Permits	2024	54	66	-	-	-	-	-	-	-	-	-	-	120	41%	120
	2023	60	25	122	64	37	52	26	49	35	28	26	27	85	▲	551
Miscellaneous/ Other	2024	6	2	-	-	-	-	-	-	-	-	-	-	8	14%	8
	2023	3	4	6	4	8	10	7	3	10	15	8	4	7	▲	82
Others	2024	-	-	-	-	-	-	-	-	-	-	-	-	0	0	0
	2023	-	-	-	-	-	-	1	-	-	-	-	-	0	↔	1

Dispositions by Case Category

Case Categories		Jan	Feb	Mar	Apr	May	Jun	Jul	Aug	Sep	Oct	Nov	Dec	Thru Feb	% Change	Total
Administrative Law	2024	-	-	-	-	-	-	-	-	-	-	-	-	0	0	0
	2023	-	-	-	-	-	1	-	-	-	-	-	-	0	↔	1
Contested Divorce	2024	1	-	-	-	-	-	-	-	-	-	-	-	1	0%	1
	2023	-	1	3	2	4	-	2	3	-	2	1	1	1	↔	19
Domestic and Family - Level 1	2024	-	-	-	-	-	-	-	-	-	-	-	-	0	0	0
	2023	-	-	-	-	-	2	-	1	-	-	-	-	0	↔	3
Domestic and Family - Level 2	2024	1	-	-	-	-	-	-	-	-	-	-	-	1	1	1
	2023	-	-	1	2	-	-	-	-	1	-	-	1	0	↔	5
Felonies and Related Matters	2024	35	59	-	-	-	-	-	-	-	-	-	-	94	-49%	94
	2023	122	61	68	16	69	101	47	40	88	44	62	45	183	▼	763
General Civil - Level 1	2024	1	-	-	-	-	-	-	-	-	-	-	-	1	1	1
	2023	-	-	-	-	-	-	-	-	-	-	-	-	0	↔	0
General Civil - Level 2	2024	-	1	-	-	-	-	-	-	-	-	-	-	1	1	1
	2023	-	-	1	-	-	1	2	-	1	2	-	-	0	↔	7
General Civil - Level 3	2024	-	2	-	-	-	-	-	-	-	-	-	-	2	-33%	2
	2023	1	2	3	-	2	6	1	-	-	2	-	-	3	▼	17
Miscellaneous Civil	2024	59	68	-	-	-	-	-	-	-	-	-	-	127	38%	127
	2023	63	29	127	68	44	59	32	52	45	40	34	30	92	▲	623
Misdemeanor	2024	7	23	-	-	-	-	-	-	-	-	-	-	30	-48%	30
	2023	19	39	25	10	32	34	22	17	20	14	23	30	58	▼	285
Other	2024	-	-	-	-	-	-	-	-	-	-	-	-	0	0	0
	2023	-	-	-	-	-	-	1	-	-	-	-	-	0	↔	1
Other Criminally Related Matters	2024	-	8	-	-	-	-	-	-	-	-	-	-	8	-33%	8
	2023	-	12	-	-	12	2	-	13	2	7	6	2	12	▼	56
Probates/Wills & Trusts - Level 2	2024	-	1	-	-	-	-	-	-	-	-	-	-	1	0%	1
	2023	-	1	2	-	3	2	-	-	-	-	-	-	1	↔	8
Uncontested Divorce	2024	2	5	-	-	-	-	-	-	-	-	-	-	7	133%	7
	2023	1	2	3	1	2	3	3	5	1	1	1	-	3	▲	23


This report reflects data in the case management system. Numbers will update accordingly as reports are refreshed and posted.

Dashboard


Court: Martinsville Circuit
Start/End Date: Jan-23 / Feb-24
2023 Average Month: 172
Jan-Feb 2023: 417
Dispositions Trending: ⇌

Circuit/Court ID: 21 221690
Type of Case: Dispositions
2024 Average Month: 208
Jan-Feb 2024 : 415
Overall AVG. Month: 177

Monthly Dispositions Summary



Jan --- Feb Dispositions



Dispositions by Division

Divisions		Jan	Feb	Mar	Apr	May	Jun	Jul	Aug	Sep	Oct	Nov	Dec	Thru Feb	% Change	Total
Total	2024	191	224	-	-	-	-	-	-	-	-	-	-	415	0%	415
	2023	209	208	244	157	140	150	173	139	171	210	149	114	417	▼	2,064
Civil	2024	14	5	-	-	-	-	-	-	-	-	-	-	19	0%	19
	2023	14	5	12	13	5	5	12	9	3	5	7	5	19	↔	95
Criminal	2024	114	147	-	-	-	-	-	-	-	-	-	-	261	-16%	261
	2023	146	165	135	119	91	113	108	82	138	155	101	84	311	▼	1,437
Concealed Handgun Permits	2024	5	19	-	-	-	-	-	-	-	-	-	-	24	-23%	24
	2023	17	14	33	7	13	12	15	11	11	18	10	11	31	▼	172
Miscellaneous/ Other	2024	58	53	-	-	-	-	-	-	-	-	-	-	111	98%	111
	2023	32	24	64	18	31	20	38	37	19	32	31	13	56	▲	359
Others	2024	-	-	-	-	-	-	-	-	-	-	-	-	0	0	0
	2023	-	-	-	-	-	-	-	-	-	-	-	1	0	↔	1

Dispositions by Case Category

Case Categories		Jan	Feb	Mar	Apr	May	Jun	Jul	Aug	Sep	Oct	Nov	Dec	Thru Feb	% Change	Total
Administrative Law	2024	-	-	-	-	-	-	-	-	-	-	-	-	0	0	0
	2023	-	-	-	-	-	1	-	-	-	-	-	1	0	↔	2
Capital Murder	2024	-	-	-	-	-	-	-	-	-	-	-	-	0	0	0
	2023	-	-	1	-	-	-	-	-	-	-	-	-	0	↔	1
Contested Divorce	2024	-	-	-	-	-	-	-	-	-	-	-	-	0	-100%	0
	2023	1	-	1	1	3	1	2	1	1	1	-	-	1	▼	12
Domestic and Family - Level 1	2024	2	-	-	-	-	-	-	-	-	-	-	-	2	-50%	2
	2023	4	-	-	-	-	-	1	-	-	-	-	2	4	▼	7
Domestic and Family - Level 2	2024	1	-	-	-	-	-	-	-	-	-	-	-	1	1	1
	2023	-	-	-	-	-	-	-	-	-	-	-	-	0	↔	0
Felonies and Related Matters	2024	68	76	-	-	-	-	-	-	-	-	-	-	144	-29%	144
	2023	100	103	84	86	68	78	51	45	102	113	62	63	203	▼	955
General Civil - Level 1	2024	-	-	-	-	-	-	-	-	-	-	-	-	0	0	0
	2023	-	-	-	-	-	1	2	-	-	-	-	-	0	↔	3
General Civil - Level 2	2024	3	2	-	-	-	-	-	-	-	-	-	-	5	150%	5
	2023	1	1	4	3	1	-	3	3	1	1	1	-	2	▲	19
General Civil - Level 3	2024	6	23	-	-	-	-	-	-	-	-	-	-	29	314%	29
	2023	5	2	5	7	10	1	1	6	-	1	3	1	7	▲	42
Miscellaneous Civil	2024	18	27	-	-	-	-	-	-	-	-	-	-	45	7%	45
	2023	24	18	42	11	18	18	25	19	17	25	15	15	42	▲	247
Misdemeanor	2024	37	30	-	-	-	-	-	-	-	-	-	-	67	10%	67
	2023	26	35	28	25	12	27	22	23	28	31	29	11	61	▲	297
Other	2024	44	23	-	-	-	-	-	-	-	-	-	-	67	56%	67
	2023	25	18	54	12	17	14	26	22	13	24	26	10	43	▲	261
Other Criminally Related Matters	2024	9	41	-	-	-	-	-	-	-	-	-	-	50	6%	50
	2023	20	27	22	8	11	8	35	14	8	11	10	10	47	▲	184
Probates/Wills & Trusts - Level 2	2024	2	-	-	-	-	-	-	-	-	-	-	-	2	-67%	2
	2023	2	4	-	2	-	-	-	-	2	1	2	1	6	▼	15
Uncontested Divorce	2024	1	2	-	-	-	-	-	-	-	-	-	-	3	200%	3
	2023	1	-	3	2	-	1	5	4	-	1	1	1	1	▲	19

PLN-CCMS-10.11 CASELOAD STATISTICS OF THE CIRCUIT COURTS

Franklin County

January 2023 -- February 2024 Dispositions


Alexandria and Fairfax Circuit are not Included in State Totals

Dashboard

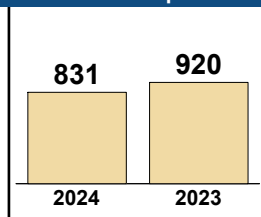
Court: Franklin County Circuit
Start/End Date: Jan-23 / Feb-24
2023 Average Month: 378
Jan-Feb 2023: 920
Dispositions Trending: ▼

Circuit/Court ID: 22 222067
Type of Case: Dispositions
2024 Average Month: 416
Jan-Feb 2024 : 831
Overall AVG. Month: 384

Monthly Dispositions Summary



Jan --- Feb Dispositions



Dispositions by Division

Divisions		Jan	Feb	Mar	Apr	May	Jun	Jul	Aug	Sep	Oct	Nov	Dec	Thru Feb	% Change	Total
Total	2024	481	350	-	-	-	-	-	-	-	-	-	-	831	-10%	831
	2023	489	431	457	347	380	373	360	384	349	361	328	280	920	▼	4,539
Civil	2024	54	46	-	-	-	-	-	-	-	-	-	-	100	-39%	100
	2023	112	53	64	44	32	49	62	73	44	58	17	70	165	▼	678
Criminal	2024	213	139	-	-	-	-	-	-	-	-	-	-	352	-17%	352
	2023	244	180	207	218	170	180	204	140	223	197	153	125	424	▼	2,241
Concealed Handgun Permits	2024	197	143	-	-	-	-	-	-	-	-	-	-	340	17%	340
	2023	113	178	160	71	159	124	61	140	63	79	140	63	291	▲	1,351
Miscellaneous/ Other	2024	17	22	-	-	-	-	-	-	-	-	-	-	39	0%	39
	2023	19	20	26	14	18	20	33	31	18	27	18	22	39	↔	266
Others	2024	-	-	-	-	-	-	-	-	-	-	-	-	0	-100%	0
	2023	1	-	-	-	1	-	-	-	1	-	-	-	1	▼	3

Dispositions by Case Category

Case Categories		Jan	Feb	Mar	Apr	May	Jun	Jul	Aug	Sep	Oct	Nov	Dec	Thru Feb	% Change	Total
Contested Divorce	2024	7	4	-	-	-	-	-	-	-	-	-	-	11	57%	11
	2023	4	3	6	6	2	5	5	1	5	1	2	4	7	▲	44
Domestic and Family - Level 1	2024	20	8	-	-	-	-	-	-	-	-	-	-	28	-71%	28
	2023	82	16	37	18	8	18	21	32	2	17	6	33	98	▼	290
Domestic and Family - Level 2	2024	2	1	-	-	-	-	-	-	-	-	-	-	3	-57%	3
	2023	2	5	-	-	2	6	1	6	4	1	1	4	7	▼	32
Felonies and Related Matters	2024	184	118	-	-	-	-	-	-	-	-	-	-	302	-9%	302
	2023	194	138	161	197	144	152	178	112	184	159	119	109	332	▼	1,847
General Civil - Level 1	2024	-	-	-	-	-	-	-	-	-	-	-	-	0	-100%	0
	2023	1	1	-	1	-	-	-	-	-	-	-	-	2	▼	3
General Civil - Level 2	2024	10	10	-	-	-	-	-	-	-	-	-	-	20	150%	20
	2023	2	6	5	2	7	4	13	9	5	7	4	5	8	▲	69
General Civil - Level 3	2024	2	8	-	-	-	-	-	-	-	-	-	-	10	-38%	10
	2023	7	9	2	3	4	6	6	6	14	9	3	8	16	▼	77
Miscellaneous Civil	2024	213	162	-	-	-	-	-	-	-	-	-	-	375	16%	375
	2023	129	195	183	82	173	141	91	167	77	105	152	82	324	▲	1,577
Misdemeanor	2024	28	24	-	-	-	-	-	-	-	-	-	-	52	-37%	52
	2023	44	39	46	18	24	24	23	22	30	34	28	18	83	▼	350
Other	2024	1	-	-	-	-	-	-	-	-	-	-	-	1	-67%	1
	2023	1	2	-	-	1	-	2	2	2	5	-	-	3	▼	15
Other Criminally Related Matters	2024	3	2	-	-	-	-	-	-	-	-	-	-	5	-44%	5
	2023	6	3	2	3	2	4	4	6	9	4	6	3	9	▼	52
Probates/Wills & Trusts - Level 1	2024	-	1	-	-	-	-	-	-	-	-	-	-	1	1	1
	2023	-	-	-	-	-	-	-	2	-	-	-	-	0	↔	2
Probates/Wills & Trusts - Level 2	2024	1	2	-	-	-	-	-	-	-	-	-	-	3	-67%	3
	2023	4	5	3	5	3	3	1	4	7	5	1	1	9	▼	42
Protective Orders	2024	-	-	-	-	-	-	-	-	-	-	-	-	0	0	0
	2023	-	-	-	-	-	1	-	2	1	-	-	1	0	↔	5
Uncontested Divorce	2024	10	10	-	-	-	-	-	-	-	-	-	-	20	-9%	20
	2023	13	9	12	12	10	9	15	13	9	14	6	12	22	▼	134

This report reflects data in the case management system. Numbers will update accordingly as reports are refreshed and posted.

PLN-CCMS-10.11 CASELOAD STATISTICS OF THE CIRCUIT COURTS

Pittsylvania

January 2023 -- February 2024 Dispositions


Alexandria and Fairfax Circuit are not Included in State Totals

Dashboard

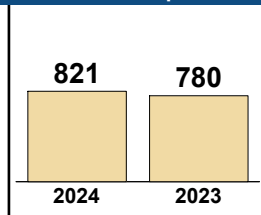
Court: Pittsylvania Circuit
Start/End Date: Jan-23 / Feb-24
2023 Average Month: 374
Jan-Feb 2023: 780
Dispositions Trending: ▲

Circuit/Court ID: 22 222143
Type of Case: Dispositions
2024 Average Month: 411
Jan-Feb 2024 : 821
Overall AVG. Month: 379

Monthly Dispositions Summary



Jan --- Feb Dispositions



Dispositions by Division

Divisions		Jan	Feb	Mar	Apr	May	Jun	Jul	Aug	Sep	Oct	Nov	Dec	Thru Feb	% Change	Total
Total	2024	443	378	-	-	-	-	-	-	-	-	-	-	821	5%	821
	2023	489	291	545	347	298	308	413	400	379	421	311	284	780	▲	4,486
Civil	2024	46	26	-	-	-	-	-	-	-	-	-	-	72	16%	72
	2023	31	31	52	37	29	25	52	43	26	19	21	44	62	▲	410
Criminal	2024	81	138	-	-	-	-	-	-	-	-	-	-	219	3%	219
	2023	100	113	145	117	102	122	121	139	165	182	116	77	213	▲	1,499
Concealed Handgun Permits	2024	191	148	-	-	-	-	-	-	-	-	-	-	339	5%	339
	2023	254	70	286	122	97	112	186	131	114	164	119	104	324	▲	1,759
Miscellaneous/ Other	2024	97	60	-	-	-	-	-	-	-	-	-	-	157	-13%	157
	2023	103	77	62	71	69	47	54	87	74	56	55	59	180	▼	814
Others	2024	28	6	-	-	-	-	-	-	-	-	-	-	34	3,300%	34
	2023	1	-	-	-	1	2	-	-	-	-	-	-	1	▲	4

Dispositions by Case Category

Case Categories		Jan	Feb	Mar	Apr	May	Jun	Jul	Aug	Sep	Oct	Nov	Dec	Thru Feb	% Change	Total
Administrative Law	2024	-	1	-	-	-	-	-	-	-	-	-	-	1	1	1
	2023	-	-	-	-	-	1	-	-	-	-	-	-	0	↔	1
Capital Murder	2024	-	-	-	-	-	-	-	-	-	-	-	-	0	0	0
	2023	-	-	1	-	-	-	-	-	-	-	-	-	0	↔	1
Contested Divorce	2024	3	1	-	-	-	-	-	-	-	-	-	-	4	0%	4
	2023	-	4	10	4	3	2	5	5	2	3	4	11	4	↔	53
Domestic and Family - Level 1	2024	20	11	-	-	-	-	-	-	-	-	-	-	31	55%	31
	2023	10	10	15	16	6	8	28	8	4	1	-	15	20	▲	121
Domestic and Family - Level 2	2024	1	2	-	-	-	-	-	-	-	-	-	-	3	200%	3
	2023	1	-	4	-	4	-	2	1	1	1	4	-	1	▲	18
Felonies and Related Matters	2024	69	98	-	-	-	-	-	-	-	-	-	-	167	6%	167
	2023	69	88	106	84	72	90	92	107	130	140	87	60	157	▲	1,125
General Civil - Level 1	2024	1	-	-	-	-	-	-	-	-	-	-	-	1	-50%	1
	2023	1	1	1	-	-	-	-	1	1	-	-	-	2	▼	5
General Civil - Level 2	2024	5	4	-	-	-	-	-	-	-	-	-	-	9	13%	9
	2023	6	2	3	3	4	3	1	10	3	3	2	2	8	▲	42
General Civil - Level 3	2024	3	2	-	-	-	-	-	-	-	-	-	-	5	-17%	5
	2023	4	2	6	4	5	4	4	7	5	4	2	8	6	▼	55
Miscellaneous Civil	2024	205	169	-	-	-	-	-	-	-	-	-	-	374	-1%	374
	2023	281	96	305	145	112	129	201	170	128	182	138	122	377	▼	2,009
Misdemeanor	2024	11	37	-	-	-	-	-	-	-	-	-	-	48	-2%	48
	2023	27	22	34	27	30	29	25	25	34	33	27	17	49	▼	330
Other	2024	109	42	-	-	-	-	-	-	-	-	-	-	151	24%	151
	2023	72	50	45	42	53	30	38	41	57	38	36	39	122	▲	541
Other Criminally Related Matters	2024	2	3	-	-	-	-	-	-	-	-	-	-	5	-29%	5
	2023	4	3	4	6	-	3	5	7	1	10	2	3	7	▼	48
Probates/Wills & Trusts - Level 1	2024	-	-	-	-	-	-	-	-	-	-	-	-	0	0	0
	2023	-	-	-	-	-	-	-	-	-	-	-	1	0	↔	1
Probates/Wills & Trusts - Level 2	2024	1	1	-	-	-	-	-	-	-	-	-	-	2	0%	2
	2023	1	1	1	3	-	1	-	2	-	2	1	2	2	↔	14
Uncontested Divorce	2024	13	7	-	-	-	-	-	-	-	-	-	-	20	-20%	20
	2023	13	12	10	13	9	8	12	16	13	4	7	5	25	▼	122

This report reflects data in the case management system. Numbers will update accordingly as reports are refreshed and posted.

PLN-CCMS-10.11 CASELOAD STATISTICS OF THE CIRCUIT COURTS

Danville

January 2023 -- February 2024 Dispositions

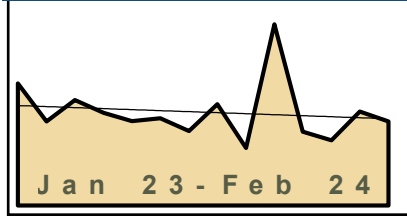
Alexandria and Fairfax Circuit are not Included in State Totals

Dashboard

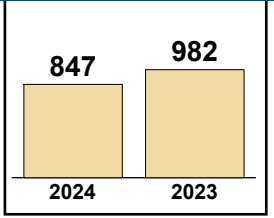
Court: Danville Circuit
Start/End Date: Jan-23 / Feb-24
2023 Average Month: 448
Jan-Feb 2023: 982
Dispositions Trending: ▼

Circuit/Court ID: 22 222590
Type of Case: Dispositions
2024 Average Month: 424
Jan-Feb 2024 : 847
Overall AVG. Month: 445

Monthly Dispositions Summary



Jan --- Feb Dispositions



Dispositions by Division

Divisions		Jan	Feb	Mar	Apr	May	Jun	Jul	Aug	Sep	Oct	Nov	Dec	Thru Feb	% Change	Total
Total	2024	447	400	-	-	-	-	-	-	-	-	-	-	847	-14%	847
	2023	581	401	502	442	402	416	354	483	274	863	351	310	982	▼	5,379
Civil	2024	39	36	-	-	-	-	-	-	-	-	-	-	75	32%	75
	2023	35	22	20	27	35	29	18	48	24	52	59	74	57	▲	443
Criminal	2024	242	263	-	-	-	-	-	-	-	-	-	-	505	-18%	505
	2023	391	227	312	298	165	271	194	259	131	583	189	89	618	▼	3,109
Concealed Handgun Permits	2024	44	44	-	-	-	-	-	-	-	-	-	-	88	-28%	88
	2023	69	53	86	25	88	24	49	60	48	37	31	55	122	▼	625
Miscellaneous/ Other	2024	122	57	-	-	-	-	-	-	-	-	-	-	179	-3%	179
	2023	86	98	84	92	114	92	93	116	71	191	72	92	184	▼	1,201
Others	2024	-	-	-	-	-	-	-	-	-	-	-	-	0	-100%	0
	2023	-	1	-	-	-	-	-	-	-	-	-	-	1	▼	1

Dispositions by Case Category

Case Categories		Jan	Feb	Mar	Apr	May	Jun	Jul	Aug	Sep	Oct	Nov	Dec	Thru Feb	% Change	Total
Administrative Law	2024	-	-	-	-	-	-	-	-	-	-	-	-	0	0	0
	2023	-	-	-	-	-	-	-	-	-	1	1	1	0	↔	3
Contested Divorce	2024	7	-	-	-	-	-	-	-	-	-	-	-	7	17%	7
	2023	3	3	2	3	3	4	2	7	1	5	2	6	6	▲	41
Domestic and Family - Level 1	2024	7	5	-	-	-	-	-	-	-	-	-	-	12	20%	12
	2023	7	3	4	6	2	4	1	8	2	2	15	15	10	▲	69
Domestic and Family - Level 2	2024	3	3	-	-	-	-	-	-	-	-	-	-	6	500%	6
	2023	1	-	1	-	-	1	-	-	-	16	-	11	1	▲	30
Felonies and Related Matters	2024	175	172	-	-	-	-	-	-	-	-	-	-	347	-19%	347
	2023	260	166	204	207	99	192	128	192	97	293	133	67	426	▼	2,038
General Civil - Level 1	2024	-	1	-	-	-	-	-	-	-	-	-	-	1	1	1
	2023	-	-	-	-	3	-	-	1	3	3	1	2	0	↔	13
General Civil - Level 2	2024	12	6	-	-	-	-	-	-	-	-	-	-	18	80%	18
	2023	6	4	5	5	4	5	5	7	8	25	8	16	10	▲	98
General Civil - Level 3	2024	12	19	-	-	-	-	-	-	-	-	-	-	31	158%	31
	2023	4	8	3	5	12	12	5	15	6	20	13	18	12	▲	121
Miscellaneous Civil	2024	63	60	-	-	-	-	-	-	-	-	-	-	123	-18%	123
	2023	76	74	97	37	99	40	75	119	55	115	38	92	150	▼	917
Misdemeanor	2024	63	91	-	-	-	-	-	-	-	-	-	-	154	-18%	154
	2023	134	53	96	75	58	66	55	74	29	280	60	18	187	▼	998
Other	2024	90	36	-	-	-	-	-	-	-	-	-	-	126	-17%	126
	2023	75	76	71	76	101	71	64	50	58	77	59	43	151	▼	821
Other Criminally Related Matters	2024	11	5	-	-	-	-	-	-	-	-	-	-	16	-20%	16
	2023	11	9	13	22	11	14	11	5	6	16	6	4	20	▼	128
Probates/Wills & Trusts - Level 1	2024	-	-	-	-	-	-	-	-	-	-	-	-	0	0	0
	2023	-	-	-	-	1	-	-	-	-	-	-	1	0	↔	2
Probates/Wills & Trusts - Level 2	2024	3	-	-	-	-	-	-	-	-	-	-	-	3	3	3
	2023	-	-	-	-	1	-	3	1	5	2	3	2	0	↔	17
Uncontested Divorce	2024	1	2	-	-	-	-	-	-	-	-	-	-	3	-67%	3
	2023	4	5	6	6	8	7	5	4	4	8	12	14	9	▼	83

This report reflects data in the case management system. Numbers will update accordingly as reports are refreshed and posted.

PLN-CCMS-10.11 CASELOAD STATISTICS OF THE CIRCUIT COURTS

Roanoke County


January 2023 -- February 2024 Dispositions

Alexandria and Fairfax Circuit are not Included in State Totals

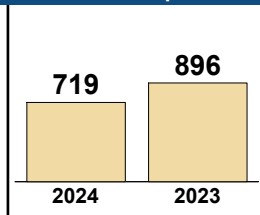
Dashboard

Court: Roanoke County Circuit **Circuit/Court ID:** 23 223161
Start/End Date: Jan-23 / Feb-24 **Type of Case:** Dispositions
2023 Average Month: 419 **2024 Average Month:**360
Jan-Feb 2023: 896 **Jan-Feb 2024 :** 719
Dispositions Trending: ▼ **Overall AVG. Month:** 411

Monthly Dispositions Summary



Jan --- Feb Dispositions



Dispositions by Division

Divisions		Jan	Feb	Mar	Apr	May	Jun	Jul	Aug	Sep	Oct	Nov	Dec	Thru Feb	% Change	Total
Total	2024	343	376	-	-	-	-	-	-	-	-	-	-	719	-20%	719
	2023	442	454	529	439	401	367	444	454	383	379	326	412	896	▼	5,030
Civil	2024	42	39	-	-	-	-	-	-	-	-	-	-	81	-27%	81
	2023	43	68	61	51	61	40	48	61	52	43	43	44	111	▼	615
Criminal	2024	146	149	-	-	-	-	-	-	-	-	-	-	295	8%	295
	2023	122	150	201	143	114	120	196	196	149	164	133	162	272	▲	1,850
Concealed Handgun Permits	2024	114	154	-	-	-	-	-	-	-	-	-	-	268	-37%	268
	2023	233	195	224	215	195	164	158	146	120	134	119	176	428	▼	2,079
Miscellaneous/ Other	2024	41	34	-	-	-	-	-	-	-	-	-	-	75	-12%	75
	2023	44	41	43	30	31	43	42	51	62	38	31	29	85	▼	485
Others	2024	-	-	-	-	-	-	-	-	-	-	-	-	0	0	0
	2023	-	-	-	-	-	-	-	-	-	-	-	1	0	↔	1

Dispositions by Case Category

Case Categories		Jan	Feb	Mar	Apr	May	Jun	Jul	Aug	Sep	Oct	Nov	Dec	Thru Feb	% Change	Total
Administrative Law	2024	-	1	-	-	-	-	-	-	-	-	-	-	1	-50%	1
	2023	-	2	-	-	-	1	2	-	1	-	-	-	2	▼	6
Capital Murder	2024	-	-	-	-	-	-	-	-	-	-	-	-	0	0	0
	2023	-	-	1	-	-	-	-	-	-	-	-	-	0	↔	1
Contested Divorce	2024	7	4	-	-	-	-	-	-	-	-	-	-	11	-31%	11
	2023	5	11	8	5	11	1	9	8	9	5	3	3	16	▼	78
Domestic and Family - Level 1	2024	3	3	-	-	-	-	-	-	-	-	-	-	6	-33%	6
	2023	1	8	5	5	9	9	8	10	7	13	12	6	9	▼	93
Domestic and Family - Level 2	2024	2	3	-	-	-	-	-	-	-	-	-	-	5	25%	5
	2023	2	2	5	2	1	2	3	3	1	4	3	1	4	▲	29
Felonies and Related Matters	2024	111	126	-	-	-	-	-	-	-	-	-	-	237	11%	237
	2023	85	128	161	113	96	91	156	157	108	128	110	128	213	▲	1,461
General Civil - Level 1	2024	2	-	-	-	-	-	-	-	-	-	-	-	2	100%	2
	2023	1	-	-	1	-	-	-	-	-	1	1	-	1	▲	4
General Civil - Level 2	2024	9	6	-	-	-	-	-	-	-	-	-	-	15	-32%	15
	2023	14	8	12	11	12	11	5	10	12	4	12	8	22	▼	119
General Civil - Level 3	2024	6	8	-	-	-	-	-	-	-	-	-	-	14	8%	14
	2023	3	10	4	7	5	5	7	12	3	3	3	11	13	▲	73
Miscellaneous Civil	2024	154	185	-	-	-	-	-	-	-	-	-	-	339	-33%	339
	2023	274	233	266	245	222	202	197	195	181	170	148	202	507	▼	2,535
Misdemeanor	2024	22	17	-	-	-	-	-	-	-	-	-	-	39	-5%	39
	2023	24	17	29	23	11	22	37	32	27	31	15	23	41	▼	291
Other	2024	-	-	-	-	-	-	-	-	-	-	-	-	0	-100%	0
	2023	-	1	2	-	1	1	-	-	5	-	-	2	1	▼	12
Other Criminally Related Matters	2024	13	6	-	-	-	-	-	-	-	-	-	-	19	6%	19
	2023	13	5	10	7	7	7	3	7	14	6	8	11	18	▲	98
Probates/Wills & Trusts - Level 1	2024	-	1	-	-	-	-	-	-	-	-	-	-	1	-50%	1
	2023	1	1	-	-	-	1	1	-	-	2	-	-	2	▼	6
Probates/Wills & Trusts - Level 2	2024	4	1	-	-	-	-	-	-	-	-	-	-	5	-50%	5
	2023	3	7	3	3	8	2	4	2	1	3	1	2	10	▼	39
Uncontested Divorce	2024	10	15	-	-	-	-	-	-	-	-	-	-	25	-32%	25
	2023	16	21	23	17	17	12	13	18	12	11	10	15	37	▼	185

This report reflects data in the case management system. Numbers will update accordingly as reports are refreshed and posted.

PLN-CCMS-10.11 CASELOAD STATISTICS OF THE CIRCUIT COURTS

Roanoke


January 2023 -- February 2024 Dispositions

Alexandria and Fairfax Circuit are not Included in State Totals

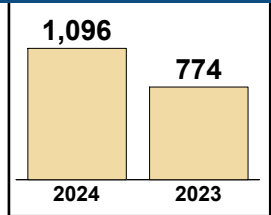
Dashboard

Court: Roanoke Circuit
Circuit/Court ID: 23 223770
Start/End Date: Jan-23 / Feb-24
Type of Case: Dispositions
2023 Average Month: 393
2024 Average Month: 548
Jan-Feb 2023: 774
Jan-Feb 2024 : 1,096
Dispositions Trending: ▲
Overall AVG. Month: 415

Monthly Dispositions Summary



Jan --- Feb Dispositions



Dispositions by Division

Divisions		Jan	Feb	Mar	Apr	May	Jun	Jul	Aug	Sep	Oct	Nov	Dec	Thru Feb	% Change	Total
Total	2024	713	383	-	-	-	-	-	-	-	-	-	-	1,096	42%	1,096
	2023	379	395	441	364	543	440	351	376	377	372	313	362	774	▲	4,713
Civil	2024	163	71	-	-	-	-	-	-	-	-	-	-	234	70%	234
	2023	58	80	96	83	138	99	68	92	120	90	68	58	138	▲	1,050
Criminal	2024	204	163	-	-	-	-	-	-	-	-	-	-	367	14%	367
	2023	153	169	203	144	167	188	158	161	161	134	137	177	322	▲	1,952
Concealed Handgun Permits	2024	38	100	-	-	-	-	-	-	-	-	-	-	138	-43%	138
	2023	119	122	93	94	162	116	86	79	55	104	82	84	241	▼	1,196
Miscellaneous/ Other	2024	308	49	-	-	-	-	-	-	-	-	-	-	357	389%	357
	2023	49	24	49	43	76	36	39	44	41	44	26	42	73	▲	513
Others	2024	-	-	-	-	-	-	-	-	-	-	-	-	0	0	0
	2023	-	-	-	-	-	1	-	-	-	-	-	1	0	↔	2

Dispositions by Case Category

Case Categories		Jan	Feb	Mar	Apr	May	Jun	Jul	Aug	Sep	Oct	Nov	Dec	Thru Feb	% Change	Total
Administrative Law	2024	3	-	-	-	-	-	-	-	-	-	-	-	3	50%	3
	2023	-	2	-	-	-	-	-	-	1	-	-	-	2	▲	3
Capital Murder	2024	-	-	-	-	-	-	-	-	-	-	-	-	0	-100%	0
	2023	1	-	1	-	-	1	2	-	-	-	-	-	1	▼	5
Contested Divorce	2024	8	8	-	-	-	-	-	-	-	-	-	-	16	23%	16
	2023	9	4	8	7	11	6	10	9	10	9	9	6	13	▲	98
Domestic and Family - Level 1	2024	39	8	-	-	-	-	-	-	-	-	-	-	47	24%	47
	2023	-	38	18	19	28	51	5	33	41	25	13	11	38	▲	282
Domestic and Family - Level 2	2024	13	2	-	-	-	-	-	-	-	-	-	-	15	88%	15
	2023	5	3	6	6	5	1	-	5	1	5	4	3	8	▲	44
Felonies and Related Matters	2024	165	126	-	-	-	-	-	-	-	-	-	-	291	19%	291
	2023	108	136	153	107	120	153	103	123	110	106	91	144	244	▲	1,454
General Civil - Level 1	2024	4	3	-	-	-	-	-	-	-	-	-	-	7	75%	7
	2023	1	3	3	1	2	5	4	3	6	4	2	2	4	▲	36
General Civil - Level 2	2024	36	17	-	-	-	-	-	-	-	-	-	-	53	194%	53
	2023	9	9	22	14	38	14	11	13	15	16	6	20	18	▲	187
General Civil - Level 3	2024	21	17	-	-	-	-	-	-	-	-	-	-	38	171%	38
	2023	11	3	8	10	19	5	7	11	8	7	2	5	14	▲	96
Miscellaneous Civil	2024	334	142	-	-	-	-	-	-	-	-	-	-	476	54%	476
	2023	164	146	140	138	227	152	124	121	100	151	109	123	310	▲	1,695
Misdemeanor	2024	18	19	-	-	-	-	-	-	-	-	-	-	37	-3%	37
	2023	17	21	34	22	20	23	37	23	36	17	21	18	38	▼	289
Other	2024	7	-	-	-	-	-	-	-	-	-	-	-	7	7	7
	2023	-	-	-	1	2	1	1	-	2	-	-	2	0	↔	9
Other Criminally Related Matters	2024	21	22	-	-	-	-	-	-	-	-	-	-	43	10%	43
	2023	27	12	15	16	27	12	16	15	16	11	25	15	39	▲	207
Probates/Wills & Trusts - Level 1	2024	1	-	-	-	-	-	-	-	-	-	-	-	1	0%	1
	2023	1	-	-	1	-	-	-	-	1	-	-	1	1	↔	4
Probates/Wills & Trusts - Level 2	2024	10	-	-	-	-	-	-	-	-	-	-	-	10	233%	10
	2023	1	2	6	7	7	5	4	1	2	1	1	2	3	▲	39
Uncontested Divorce	2024	33	19	-	-	-	-	-	-	-	-	-	-	52	27%	52
	2023	25	16	27	15	37	11	27	19	28	20	30	10	41	▲	265

This report reflects data in the case management system. Numbers will update accordingly as reports are refreshed and posted.

PLN-CCMS-10.11 CASELOAD STATISTICS OF THE CIRCUIT COURTS

Salem


January 2023 -- February 2024 Dispositions

Alexandria and Fairfax Circuit are not Included in State Totals

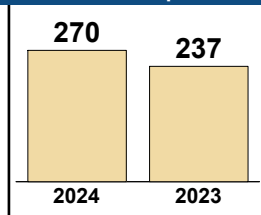
Dashboard

Court: Salem Circuit
Circuit/Court ID: 23 223775
Start/End Date: Jan-23 / Feb-24
Type of Case: Dispositions
2023 Average Month: 103
2024 Average Month: 135
Jan-Feb 2023: 237
Jan-Feb 2024 : 270
Dispositions Trending: ▲
Overall AVG. Month: 108

Monthly Dispositions Summary



Jan --- Feb Dispositions



Dispositions by Division

Divisions		Jan	Feb	Mar	Apr	May	Jun	Jul	Aug	Sep	Oct	Nov	Dec	Thru Feb	% Change	Total
Total	2024	122	148	-	-	-	-	-	-	-	-	-	-	270	14%	270
	2023	125	112	117	92	105	109	71	145	78	93	108	81	237	▲	1,236
Civil	2024	21	15	-	-	-	-	-	-	-	-	-	-	36	33%	36
	2023	12	15	14	8	12	12	6	17	11	8	15	12	27	▲	142
Criminal	2024	61	68	-	-	-	-	-	-	-	-	-	-	129	10%	129
	2023	67	50	55	39	56	45	33	76	40	56	42	37	117	▲	596
Concealed Handgun Permits	2024	32	43	-	-	-	-	-	-	-	-	-	-	75	-3%	75
	2023	42	35	39	40	27	38	27	35	21	22	39	28	77	▼	393
Miscellaneous/ Other	2024	8	22	-	-	-	-	-	-	-	-	-	-	30	88%	30
	2023	4	12	9	5	10	14	5	17	6	7	12	4	16	▲	105

Dispositions by Case Category

Case Categories		Jan	Feb	Mar	Apr	May	Jun	Jul	Aug	Sep	Oct	Nov	Dec	Thru Feb	% Change	Total
Administrative Law	2024	1	-	-	-	-	-	-	-	-	-	-	-	1	1	1
	2023	-	-	-	-	-	-	-	-	-	-	-	-	0	↔	0
Contested Divorce	2024	3	-	-	-	-	-	-	-	-	-	-	-	3	-57%	3
	2023	1	6	2	2	1	2	2	3	1	-	1	4	7	▼	25
Domestic and Family - Level 1	2024	3	-	-	-	-	-	-	-	-	-	-	-	3	-40%	3
	2023	4	1	2	-	5	2	2	3	4	2	4	5	5	▼	34
Domestic and Family - Level 2	2024	1	2	-	-	-	-	-	-	-	-	-	-	3	0%	3
	2023	2	1	1	-	1	-	-	3	-	1	1	-	3	↔	10
Felonies and Related Matters	2024	47	53	-	-	-	-	-	-	-	-	-	-	100	5%	100
	2023	57	38	46	28	42	35	27	52	32	51	36	30	95	▲	474
General Civil - Level 1	2024	-	1	-	-	-	-	-	-	-	-	-	-	1	1	1
	2023	-	-	-	-	-	-	-	1	-	1	-	-	0	↔	2
General Civil - Level 2	2024	8	8	-	-	-	-	-	-	-	-	-	-	16	220%	16
	2023	3	2	3	4	4	3	1	2	2	1	3	2	5	▲	30
General Civil - Level 3	2024	-	7	-	-	-	-	-	-	-	-	-	-	7	7	7
	2023	-	-	1	1	-	4	-	-	1	-	2	-	0	↔	9
Miscellaneous Civil	2024	39	53	-	-	-	-	-	-	-	-	-	-	92	2%	92
	2023	46	44	46	44	34	49	31	51	27	28	50	30	90	▲	480
Misdemeanor	2024	9	15	-	-	-	-	-	-	-	-	-	-	24	26%	24
	2023	10	9	7	10	13	10	6	20	7	5	6	7	19	▲	110
Other	2024	-	1	-	-	-	-	-	-	-	-	-	-	1	1	1
	2023	-	-	-	-	-	-	-	-	-	-	-	-	0	↔	0
Other Criminally Related Matters	2024	6	-	-	-	-	-	-	-	-	-	-	-	6	100%	6
	2023	-	3	2	2	1	-	-	4	1	1	-	-	3	▲	14
Probates/Wills & Trusts - Level 1	2024	-	-	-	-	-	-	-	-	-	-	-	-	0	0	0
	2023	-	-	-	-	-	-	-	-	-	-	-	1	0	↔	1
Probates/Wills & Trusts - Level 2	2024	1	4	-	-	-	-	-	-	-	-	-	-	5	67%	5
	2023	1	2	1	-	1	-	-	1	2	1	2	-	3	▲	11
Uncontested Divorce	2024	4	4	-	-	-	-	-	-	-	-	-	-	8	14%	8
	2023	1	6	6	1	3	4	2	5	1	2	3	2	7	▲	36


This report reflects data in the case management system. Numbers will update accordingly as reports are refreshed and posted.

Dashboard

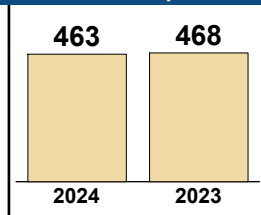
Court: Amherst Circuit
Start/End Date: Jan-23 / Feb-24
2023 Average Month: 212
Jan-Feb 2023: 468
Dispositions Trending: ⇌

Circuit/Court ID: 24 224009
Type of Case: Dispositions
2024 Average Month: 232
Jan-Feb 2024 : 463
Overall AVG. Month: 215

Monthly Dispositions Summary



Jan --- Feb Dispositions



Dispositions by Division

Divisions		Jan	Feb	Mar	Apr	May	Jun	Jul	Aug	Sep	Oct	Nov	Dec	Thru Feb	% Change	Total
Total	2024	213	250	-	-	-	-	-	-	-	-	-	-	463	-1%	463
	2023	261	207	238	237	178	284	195	198	182	216	153	200	468	▼	2,549
Civil	2024	9	17	-	-	-	-	-	-	-	-	-	-	26	100%	26
	2023	8	5	34	10	15	47	8	9	10	14	16	11	13	▲	187
Criminal	2024	65	102	-	-	-	-	-	-	-	-	-	-	167	14%	167
	2023	83	64	79	66	62	97	59	56	59	89	20	91	147	▲	825
Concealed Handgun Permits	2024	79	86	-	-	-	-	-	-	-	-	-	-	165	-8%	165
	2023	102	78	66	126	36	80	71	58	63	69	84	46	180	▼	879
Miscellaneous/ Other	2024	60	45	-	-	-	-	-	-	-	-	-	-	105	-17%	105
	2023	68	59	59	35	65	59	57	75	50	44	33	52	127	▼	656
Others	2024	-	-	-	-	-	-	-	-	-	-	-	-	0	-100%	0
	2023	-	1	-	-	-	1	-	-	-	-	-	-	1	▼	2

Dispositions by Case Category


Case Categories		Jan	Feb	Mar	Apr	May	Jun	Jul	Aug	Sep	Oct	Nov	Dec	Thru Feb	% Change	Total
Administrative Law	2024	-	-	-	-	-	-	-	-	-	-	-	-	0	0	0
	2023	-	-	-	-	-	-	-	-	-	1	-	1	0	↔	2
Capital Murder	2024	-	-	-	-	-	-	-	-	-	-	-	-	0	0	0
	2023	-	-	-	-	-	-	-	-	-	1	-	-	0	↔	1
Contested Divorce	2024	1	-	-	-	-	-	-	-	-	-	-	-	1	-50%	1
	2023	2	-	2	2	-	1	2	-	-	-	2	2	2	▼	13
Domestic and Family - Level 1	2024	1	7	-	-	-	-	-	-	-	-	-	-	8	8	8
	2023	-	-	28	-	7	17	-	-	1	6	2	5	0	↔	66
Domestic and Family - Level 2	2024	-	1	-	-	-	-	-	-	-	-	-	-	1	1	1
	2023	-	-	1	1	1	2	1	1	1	1	2	1	0	↔	12
Felonies and Related Matters	2024	46	79	-	-	-	-	-	-	-	-	-	-	125	25%	125
	2023	50	50	39	40	37	61	41	23	39	33	16	52	100	▲	481
General Civil - Level 2	2024	-	3	-	-	-	-	-	-	-	-	-	-	3	-57%	3
	2023	3	4	1	1	-	3	4	2	4	1	4	-	7	▼	27
General Civil - Level 3	2024	2	1	-	-	-	-	-	-	-	-	-	-	3	200%	3
	2023	1	-	-	2	2	3	1	1	2	3	1	1	1	▲	17
Miscellaneous Civil	2024	86	93	-	-	-	-	-	-	-	-	-	-	179	-10%	179
	2023	107	91	77	130	43	88	82	66	71	82	88	52	198	▼	977
Misdemeanor	2024	15	21	-	-	-	-	-	-	-	-	-	-	36	20%	36
	2023	20	10	31	21	15	27	8	17	12	14	3	35	30	▲	213
Other	2024	51	38	-	-	-	-	-	-	-	-	-	-	89	-19%	89
	2023	63	47	47	30	57	52	45	67	42	29	29	46	110	▼	554
Other Criminally Related Matters	2024	4	2	-	-	-	-	-	-	-	-	-	-	6	-67%	6
	2023	14	4	9	5	10	18	10	16	8	41	1	4	18	▼	140
Probates/Wills & Trusts - Level 1	2024	-	-	-	-	-	-	-	-	-	-	-	-	0	0	0
	2023	-	-	-	1	-	-	-	-	-	-	-	-	0	↔	1
Probates/Wills & Trusts - Level 2	2024	2	-	-	-	-	-	-	-	-	-	-	-	2	2	2
	2023	-	-	1	-	2	1	-	1	1	-	1	-	0	↔	7
Uncontested Divorce	2024	5	5	-	-	-	-	-	-	-	-	-	-	10	400%	10
	2023	1	1	2	4	4	11	1	4	1	4	4	1	2	▲	38

Dashboard

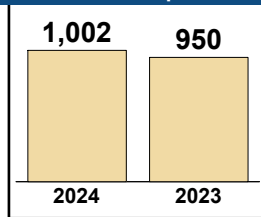
Court: Bedford Circuit
Start/End Date: Jan-23 / Feb-24
2023 Average Month: 440
Jan-Feb 2023: 950
Dispositions Trending: ▲

Circuit/Court ID: 24 224019
Type of Case: Dispositions
2024 Average Month: 501
Jan-Feb 2024 : 1,002
Overall AVG. Month: 448

Monthly Dispositions Summary



Jan --- Feb Dispositions



Dispositions by Division

Divisions		Jan	Feb	Mar	Apr	May	Jun	Jul	Aug	Sep	Oct	Nov	Dec	Thru Feb	% Change	Total
Total	2024	500	502	-	-	-	-	-	-	-	-	-	-	1,002	5%	1,002
	2023	491	459	614	453	403	609	282	433	340	379	471	340	950	▲	5,274
Civil	2024	48	56	-	-	-	-	-	-	-	-	-	-	104	-30%	104
	2023	63	85	52	69	52	65	27	53	41	50	87	67	148	▼	711
Criminal	2024	128	145	-	-	-	-	-	-	-	-	-	-	273	50%	273
	2023	117	65	125	59	145	178	83	100	119	133	113	63	182	▲	1,300
Concealed Handgun Permits	2024	235	230	-	-	-	-	-	-	-	-	-	-	465	-9%	465
	2023	262	251	359	272	134	292	110	223	124	142	221	147	513	▼	2,537
Miscellaneous/ Other	2024	89	71	-	-	-	-	-	-	-	-	-	-	160	50%	160
	2023	49	58	78	53	72	74	62	57	56	54	50	62	107	▲	725
Others	2024	-	-	-	-	-	-	-	-	-	-	-	-	0	0	0
	2023	-	-	-	-	-	-	-	-	-	-	-	1	0	↔	1

Dispositions by Case Category

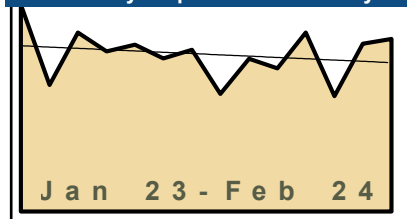
Case Categories		Jan	Feb	Mar	Apr	May	Jun	Jul	Aug	Sep	Oct	Nov	Dec	Thru Feb	% Change	Total
Administrative Law	2024	-	-	-	-	-	-	-	-	-	-	-	-	0	-100%	0
	2023	1	1	-	-	-	-	-	1	-	-	-	-	2	▼	3
Capital Murder	2024	-	-	-	-	-	-	-	-	-	-	-	-	0	-100%	0
	2023	2	-	-	-	-	-	-	-	-	-	-	-	2	▼	2
Contested Divorce	2024	2	6	-	-	-	-	-	-	-	-	-	-	8	-62%	8
	2023	6	15	6	3	3	12	-	6	6	2	7	4	21	▼	70
Domestic and Family - Level 1	2024	15	2	-	-	-	-	-	-	-	-	-	-	17	-60%	17
	2023	6	37	6	23	10	8	-	16	5	8	28	13	43	▼	160
Domestic and Family - Level 2	2024	4	12	-	-	-	-	-	-	-	-	-	-	16	14%	16
	2023	8	6	6	6	4	3	4	3	5	6	8	7	14	▲	66
Felonies and Related Matters	2024	102	124	-	-	-	-	-	-	-	-	-	-	226	74%	226
	2023	78	52	86	42	105	100	60	81	75	103	72	51	130	▲	905
General Civil - Level 1	2024	-	-	-	-	-	-	-	-	-	-	-	-	0	0	0
	2023	-	-	2	1	-	-	-	-	-	1	1	-	2	↔	7
General Civil - Level 2	2024	7	12	-	-	-	-	-	-	-	-	-	-	19	-27%	19
	2023	18	8	2	11	8	14	6	8	4	21	6	28	26	▼	134
General Civil - Level 3	2024	9	3	-	-	-	-	-	-	-	-	-	-	12	300%	12
	2023	2	1	6	3	7	6	13	15	4	1	8	5	3	▲	71
Miscellaneous Civil	2024	279	262	-	-	-	-	-	-	-	-	-	-	541	-5%	541
	2023	288	282	403	299	162	325	142	251	157	167	246	177	570	▼	2,899
Misdemeanor	2024	17	14	-	-	-	-	-	-	-	-	-	-	31	-21%	31
	2023	26	13	24	8	12	18	13	13	26	17	25	8	39	▼	203
Other	2024	41	41	-	-	-	-	-	-	-	-	-	-	82	100%	82
	2023	16	25	36	23	42	39	28	28	21	28	23	27	41	▲	336
Other Criminally Related Matters	2024	9	7	-	-	-	-	-	-	-	-	-	-	16	33%	16
	2023	11	1	17	12	31	60	10	6	18	13	18	4	12	▲	201
Probates/Wills & Trusts - Level 1	2024	-	-	-	-	-	-	-	-	-	-	-	-	0	-100%	0
	2023	2	2	1	-	-	1	-	1	-	2	-	1	4	▼	10
Probates/Wills & Trusts - Level 2	2024	1	5	-	-	-	-	-	-	-	-	-	-	6	20%	6
	2023	3	2	5	3	3	9	-	2	7	4	5	2	5	▲	45
Uncontested Divorce	2024	14	14	-	-	-	-	-	-	-	-	-	-	28	-26%	28
	2023	24	14	14	19	16	14	6	2	11	6	25	11	38	▼	162

Dashboard

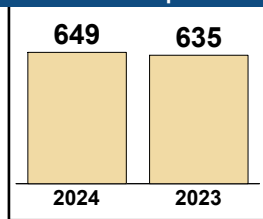
Court: Campbell Circuit
Start/End Date: Jan-23 / Feb-24
2023 Average Month: 296
Jan-Feb 2023: 635
Dispositions Trending: ⇌

Circuit/Court ID: 24 224031
Type of Case: Dispositions
2024 Average Month: 325
Jan-Feb 2024 : 649
Overall AVG. Month: 300

Monthly Dispositions Summary



Jan --- Feb Dispositions



Dispositions by Division

Divisions		Jan	Feb	Mar	Apr	May	Jun	Jul	Aug	Sep	Oct	Nov	Dec	Thru Feb	% Change	Total
Total	2024	320	329	-	-	-	-	-	-	-	-	-	-	649	2%	649
	2023	394	241	341	305	318	292	308	224	291	273	341	220	635	▲	3,548
Civil	2024	45	34	-	-	-	-	-	-	-	-	-	-	79	4%	79
	2023	48	28	44	33	37	32	49	31	43	30	49	17	76	▲	441
Criminal	2024	115	72	-	-	-	-	-	-	-	-	-	-	187	12%	187
	2023	106	61	90	77	109	148	99	93	93	112	129	51	167	▲	1,168
Concealed Handgun Permits	2024	123	189	-	-	-	-	-	-	-	-	-	-	312	-9%	312
	2023	208	136	169	166	139	77	111	72	132	102	124	127	344	▼	1,563
Miscellaneous/ Other	2024	37	34	-	-	-	-	-	-	-	-	-	-	71	48%	71
	2023	32	16	38	29	33	35	49	28	23	29	39	25	48	▲	376

Dispositions by Case Category

Case Categories		Jan	Feb	Mar	Apr	May	Jun	Jul	Aug	Sep	Oct	Nov	Dec	Thru Feb	% Change	Total
Administrative Law	2024	-	-	-	-	-	-	-	-	-	-	-	-	0	0	0
	2023	-	-	-	-	-	-	-	-	1	-	-	-	0	↔	1
Contested Divorce	2024	6	5	-	-	-	-	-	-	-	-	-	-	11	83%	11
	2023	1	5	6	3	6	2	5	5	5	1	-	-	6	▲	39
Domestic and Family - Level 1	2024	6	2	-	-	-	-	-	-	-	-	-	-	8	-56%	8
	2023	10	8	8	3	5	5	5	3	4	1	17	5	18	▼	74
Domestic and Family - Level 2	2024	1	2	-	-	-	-	-	-	-	-	-	-	3	-25%	3
	2023	4	-	3	2	3	3	1	1	2	3	9	-	4	▼	31
Felonies and Related Matters	2024	66	42	-	-	-	-	-	-	-	-	-	-	108	30%	108
	2023	47	36	61	40	66	89	52	66	61	84	63	32	83	▲	697
General Civil - Level 1	2024	1	-	-	-	-	-	-	-	-	-	-	-	1	1	1
	2023	-	-	-	-	-	1	-	-	-	-	-	1	0	↔	2
General Civil - Level 2	2024	7	4	-	-	-	-	-	-	-	-	-	-	11	10%	11
	2023	8	2	9	7	7	5	14	9	16	8	6	3	10	▲	94
General Civil - Level 3	2024	18	18	-	-	-	-	-	-	-	-	-	-	36	414%	36
	2023	6	1	12	4	3	4	25	6	6	11	10	9	7	▲	97
Miscellaneous Civil	2024	144	202	-	-	-	-	-	-	-	-	-	-	346	-6%	346
	2023	225	144	182	187	161	104	142	90	144	118	145	136	369	▼	1,778
Misdemeanor	2024	43	27	-	-	-	-	-	-	-	-	-	-	70	-8%	70
	2023	54	22	22	36	37	58	40	28	23	27	61	19	76	▼	427
Other	2024	8	11	-	-	-	-	-	-	-	-	-	-	19	-21%	19
	2023	16	8	16	8	10	10	7	7	9	12	6	8	24	▼	117
Other Criminally Related Matters	2024	7	3	-	-	-	-	-	-	-	-	-	-	10	25%	10
	2023	5	3	7	1	6	1	7	-	9	1	5	-	8	▲	45
Probates/Wills & Trusts - Level 1	2024	-	-	-	-	-	-	-	-	-	-	-	-	0	-100%	0
	2023	2	-	-	-	1	-	-	-	1	1	-	-	2	▼	5
Probates/Wills & Trusts - Level 2	2024	2	3	-	-	-	-	-	-	-	-	-	-	5	-29%	5
	2023	5	2	3	-	-	1	-	-	1	-	-	-	7	▼	12
Protective Orders	2024	-	1	-	-	-	-	-	-	-	-	-	-	1	1	1
	2023	-	-	-	-	-	-	-	-	-	-	-	-	0	↔	0
Uncontested Divorce	2024	11	9	-	-	-	-	-	-	-	-	-	-	20	-5%	20
	2023	11	10	12	14	13	9	10	9	9	6	18	8	21	▼	129

PLN-CCMS-10.11 CASELOAD STATISTICS OF THE CIRCUIT COURTS

Nelson

January 2023 -- February 2024 Dispositions


Alexandria and Fairfax Circuit are not Included in State Totals

Dashboard

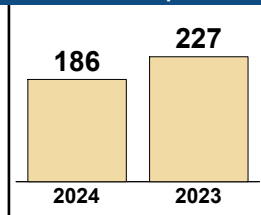
Court: Nelson Circuit
Start/End Date: Jan-23 / Feb-24
2023 Average Month: 97
Jan-Feb 2023: 227
Dispositions Trending: ▼

Circuit/Court ID: 24 224125
Type of Case: Dispositions
2024 Average Month: 93
Jan-Feb 2024 : 186
Overall AVG. Month: 97

Monthly Dispositions Summary



Jan --- Feb Dispositions



Dispositions by Division

Divisions		Jan	Feb	Mar	Apr	May	Jun	Jul	Aug	Sep	Oct	Nov	Dec	Thru Feb	% Change	Total
Total	2024	73	113	-	-	-	-	-	-	-	-	-	-	186	-18%	186
	2023	127	100	167	90	101	73	81	72	99	92	91	75	227	▼	1,168
Civil	2024	4	10	-	-	-	-	-	-	-	-	-	-	14	40%	14
	2023	5	5	12	5	20	12	7	8	10	7	9	8	10	▲	108
Criminal	2024	25	44	-	-	-	-	-	-	-	-	-	-	69	-34%	69
	2023	47	58	96	50	36	41	41	36	47	66	41	26	105	▼	585
Concealed Handgun Permits	2024	38	39	-	-	-	-	-	-	-	-	-	-	77	-19%	77
	2023	66	29	48	26	37	12	23	17	39	15	33	37	95	▼	382
Miscellaneous/ Other	2024	5	20	-	-	-	-	-	-	-	-	-	-	25	47%	25
	2023	9	8	11	9	8	8	10	11	3	4	7	4	17	▲	92
Others	2024	1	-	-	-	-	-	-	-	-	-	-	-	1	1	1
	2023	-	-	-	-	-	-	-	-	-	-	-	1	0	↔	1

Dispositions by Case Category

Case Categories		Jan	Feb	Mar	Apr	May	Jun	Jul	Aug	Sep	Oct	Nov	Dec	Thru Feb	% Change	Total
Administrative Law	2024	-	-	-	-	-	-	-	-	-	-	-	-	0	-100%	0
	2023	-	1	-	-	-	-	-	-	-	-	-	-	1	▼	1
Contested Divorce	2024	3	2	-	-	-	-	-	-	-	-	-	-	5	400%	5
	2023	-	1	4	-	-	2	3	-	-	-	-	-	1	▲	10
Domestic and Family - Level 1	2024	-	5	-	-	-	-	-	-	-	-	-	-	5	5	5
	2023	-	-	2	2	3	1	2	-	1	2	1	2	0	↔	16
Domestic and Family - Level 2	2024	-	-	-	-	-	-	-	-	-	-	-	-	0	0	0
	2023	-	-	-	-	-	1	-	1	1	1	-	-	0	↔	4
Felonies and Related Matters	2024	14	30	-	-	-	-	-	-	-	-	-	-	44	-24%	44
	2023	18	40	66	27	23	29	29	24	16	59	19	11	58	▼	361
General Civil - Level 1	2024	-	-	-	-	-	-	-	-	-	-	-	-	0	0	0
	2023	-	-	-	-	1	-	-	-	-	-	-	2	0	↔	3
General Civil - Level 2	2024	-	5	-	-	-	-	-	-	-	-	-	-	5	150%	5
	2023	-	2	3	1	5	1	-	4	1	1	5	1	2	▲	24
General Civil - Level 3	2024	2	1	-	-	-	-	-	-	-	-	-	-	3	-50%	3
	2023	5	1	4	1	6	3	-	3	1	1	1	3	6	▼	29
Miscellaneous Civil	2024	42	55	-	-	-	-	-	-	-	-	-	-	97	-11%	97
	2023	74	35	57	34	45	21	34	25	42	19	40	40	109	▼	466
Misdemeanor	2024	3	10	-	-	-	-	-	-	-	-	-	-	13	-70%	13
	2023	28	16	24	14	7	9	9	11	6	6	19	8	44	▼	157
Other	2024	1	-	-	-	-	-	-	-	-	-	-	-	1	1	1
	2023	-	-	-	-	2	-	-	-	1	1	2	-	0	↔	6
Other Criminally Related Matters	2024	8	4	-	-	-	-	-	-	-	-	-	-	12	300%	12
	2023	1	2	6	10	7	3	3	1	25	1	3	7	3	▲	69
Probates/Wills & Trusts - Level 1	2024	-	-	-	-	-	-	-	-	-	-	-	-	0	-100%	0
	2023	1	-	-	-	-	-	-	-	-	-	-	-	1	▼	1
Probates/Wills & Trusts - Level 2	2024	-	1	-	-	-	-	-	-	-	-	-	-	1	1	1
	2023	-	-	-	1	-	-	-	-	1	-	1	1	0	↔	4
Uncontested Divorce	2024	-	-	-	-	-	-	-	-	-	-	-	-	0	-100%	0
	2023	-	2	1	-	2	3	1	3	4	1	-	-	2	▼	17

This report reflects data in the case management system. Numbers will update accordingly as reports are refreshed and posted.

PLN-CCMS-10.11 CASELOAD STATISTICS OF THE CIRCUIT COURTS

Lynchburg

January 2023 -- February 2024 Dispositions


Alexandria and Fairfax Circuit are not Included in State Totals

Dashboard

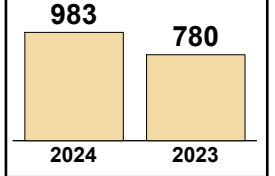
Court: Lynchburg Circuit
Start/End Date: Jan-23 / Feb-24
2023 Average Month: 456
Jan-Feb 2023: 780
Dispositions Trending: ▲

Circuit/Court ID: 24 224680
Type of Case: Dispositions
2024 Average Month: 492
Jan-Feb 2024 : 983
Overall AVG. Month: 461

Monthly Dispositions Summary



Jan --- Feb Dispositions



Dispositions by Division

Divisions		Jan	Feb	Mar	Apr	May	Jun	Jul	Aug	Sep	Oct	Nov	Dec	Thru Feb	% Change	Total
Total	2024	447	536	-	-	-	-	-	-	-	-	-	-	983	26%	983
	2023	431	349	514	414	513	405	419	525	364	615	443	481	780	▲	5,473
Civil	2024	64	79	-	-	-	-	-	-	-	-	-	-	143	13%	143
	2023	67	60	60	64	74	85	70	86	53	116	67	81	127	▲	883
Criminal	2024	227	214	-	-	-	-	-	-	-	-	-	-	441	27%	441
	2023	193	154	279	181	243	190	220	264	154	365	221	230	347	▲	2,694
Concealed Handgun Permits	2024	59	115	-	-	-	-	-	-	-	-	-	-	174	-9%	174
	2023	111	81	100	91	137	80	69	70	76	64	65	88	192	▼	1,032
Miscellaneous/ Other	2024	97	128	-	-	-	-	-	-	-	-	-	-	225	101%	225
	2023	59	53	75	77	59	48	60	105	81	70	90	82	112	▲	859
Others	2024	-	-	-	-	-	-	-	-	-	-	-	-	0	-100%	0
	2023	1	1	-	1	-	2	-	-	-	-	-	-	2	▼	5

Dispositions by Case Category

Case Categories		Jan	Feb	Mar	Apr	May	Jun	Jul	Aug	Sep	Oct	Nov	Dec	Thru Feb	% Change	Total
Administrative Law	2024	-	-	-	-	-	-	-	-	-	-	-	-	0	-100%	0
	2023	1	-	-	-	-	1	-	-	-	1	-	-	1	▼	3
Capital Murder	2024	-	1	-	-	-	-	-	-	-	-	-	-	1	1	1
	2023	-	-	-	-	-	-	-	-	-	-	-	-	0	↔	0
Contested Divorce	2024	12	6	-	-	-	-	-	-	-	-	-	-	18	13%	18
	2023	8	8	5	9	11	4	5	8	5	5	8	6	16	▲	82
Domestic and Family - Level 1	2024	19	17	-	-	-	-	-	-	-	-	-	-	36	80%	36
	2023	4	16	5	17	11	19	22	16	4	56	14	21	20	▲	205
Domestic and Family - Level 2	2024	4	6	-	-	-	-	-	-	-	-	-	-	10	150%	10
	2023	1	3	5	5	6	3	2	4	3	2	6	1	4	▲	41
Felonies and Related Matters	2024	142	113	-	-	-	-	-	-	-	-	-	-	255	46%	255
	2023	84	91	161	107	153	105	128	155	83	280	133	135	175	▲	1,615
General Civil - Level 1	2024	2	1	-	-	-	-	-	-	-	-	-	-	3	50%	3
	2023	1	1	3	-	3	-	1	1	3	3	4	1	2	▲	21
General Civil - Level 2	2024	10	23	-	-	-	-	-	-	-	-	-	-	33	32%	33
	2023	14	11	16	7	12	14	12	25	17	12	17	15	25	▲	172
General Civil - Level 3	2024	7	9	-	-	-	-	-	-	-	-	-	-	16	-11%	16
	2023	12	6	14	11	9	12	4	11	4	3	7	12	18	▼	105
Miscellaneous Civil	2024	95	171	-	-	-	-	-	-	-	-	-	-	266	11%	266
	2023	137	102	144	126	156	105	99	125	117	96	96	117	239	▲	1,420
Misdemeanor	2024	72	77	-	-	-	-	-	-	-	-	-	-	149	16%	149
	2023	82	47	100	64	72	63	79	75	58	77	78	80	129	▲	875
Other	2024	57	63	-	-	-	-	-	-	-	-	-	-	120	85%	120
	2023	32	33	28	38	38	29	30	49	39	37	57	53	65	▲	463
Other Criminally Related Matters	2024	14	26	-	-	-	-	-	-	-	-	-	-	40	-11%	40
	2023	29	16	18	17	20	25	15	35	21	24	15	19	45	▼	254
Probates/Wills & Trusts - Level 1	2024	1	-	-	-	-	-	-	-	-	-	-	-	1	1	1
	2023	-	-	-	-	-	-	-	-	-	-	-	1	0	↔	1
Probates/Wills & Trusts - Level 2	2024	1	3	-	-	-	-	-	-	-	-	-	-	4	-67%	4
	2023	9	3	-	2	2	3	-	3	-	3	1	2	12	▼	28
Protective Orders	2024	-	2	-	-	-	-	-	-	-	-	-	-	2	2	2
	2023	-	-	-	-	-	-	-	-	-	-	-	-	0	↔	0
Uncontested Divorce	2024	11	18	-	-	-	-	-	-	-	-	-	-	29	0%	29
	2023	17	12	15	11	20	22	22	18	10	16	7	18	29	↔	188

This report reflects data in the case management system. Numbers will update accordingly as reports are refreshed and posted.

PLN-CCMS-10.11 CASELOAD STATISTICS OF THE CIRCUIT COURTS

Alleghany

January 2023 -- February 2024 Dispositions


Alexandria and Fairfax Circuit are not Included in State Totals

Dashboard

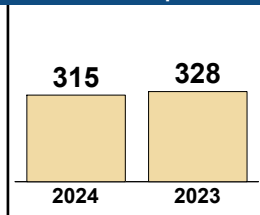
Court: Alleghany Circuit
Start/End Date: Jan-23 / Feb-24
2023 Average Month: 159
Jan-Feb 2023: 328
Dispositions Trending: ▼

Circuit/Court ID: 25 225005
Type of Case: Dispositions
2024 Average Month: 158
Jan-Feb 2024 : 315
Overall AVG. Month: 158

Monthly Dispositions Summary



Jan --- Feb Dispositions



Dispositions by Division

Divisions		Jan	Feb	Mar	Apr	May	Jun	Jul	Aug	Sep	Oct	Nov	Dec	Thru Feb	% Change	Total
Total	2024	121	194	-	-	-	-	-	-	-	-	-	-	315	-4%	315
	2023	161	167	183	116	119	164	153	197	211	164	120	148	328	▼	1,903
Civil	2024	10	42	-	-	-	-	-	-	-	-	-	-	52	136%	52
	2023	15	7	16	14	4	9	13	17	24	5	15	12	22	▲	151
Criminal	2024	60	76	-	-	-	-	-	-	-	-	-	-	136	-18%	136
	2023	87	79	80	44	66	109	93	130	145	109	57	85	166	▼	1,084
Concealed Handgun Permits	2024	40	41	-	-	-	-	-	-	-	-	-	-	81	-33%	81
	2023	50	71	78	48	35	29	36	39	37	37	33	42	121	▼	535
Miscellaneous/ Other	2024	11	35	-	-	-	-	-	-	-	-	-	-	46	142%	46
	2023	9	10	8	10	13	17	11	11	5	13	15	9	19	▲	131
Others	2024	-	-	-	-	-	-	-	-	-	-	-	-	0	0	0
	2023	-	-	1	-	1	-	-	-	-	-	-	-	0	↔	2

Dispositions by Case Category

Case Categories		Jan	Feb	Mar	Apr	May	Jun	Jul	Aug	Sep	Oct	Nov	Dec	Thru Feb	% Change	Total
Capital Murder	2024	-	-	-	-	-	-	-	-	-	-	-	-	0	0	0
	2023	-	-	-	-	-	-	-	-	-	-	-	2	0	↔	2
Contested Divorce	2024	-	5	-	-	-	-	-	-	-	-	-	-	5	150%	5
	2023	2	-	-	2	1	1	1	4	3	-	4	1	2	▲	19
Domestic and Family - Level 1	2024	2	1	-	-	-	-	-	-	-	-	-	-	3	200%	3
	2023	1	-	1	1	-	-	1	-	5	1	3	1	1	▲	14
Domestic and Family - Level 2	2024	-	1	-	-	-	-	-	-	-	-	-	-	1	0%	1
	2023	1	-	2	1	-	-	1	2	-	-	-	-	1	↔	7
Felonies and Related Matters	2024	37	52	-	-	-	-	-	-	-	-	-	-	89	-14%	89
	2023	52	52	52	37	44	84	65	103	108	77	44	56	104	▼	774
General Civil - Level 1	2024	-	2	-	-	-	-	-	-	-	-	-	-	2	2	2
	2023	-	-	-	1	-	-	-	-	-	1	-	2	0	↔	4
General Civil - Level 2	2024	1	13	-	-	-	-	-	-	-	-	-	-	14	367%	14
	2023	1	2	4	2	1	2	2	1	1	-	-	1	3	▲	17
General Civil - Level 3	2024	-	10	-	-	-	-	-	-	-	-	-	-	10	67%	10
	2023	6	-	2	2	-	1	3	3	10	-	4	1	6	▲	32
Miscellaneous Civil	2024	50	69	-	-	-	-	-	-	-	-	-	-	119	-14%	119
	2023	58	81	86	56	46	45	44	50	42	50	45	50	139	▼	653
Misdemeanor	2024	21	22	-	-	-	-	-	-	-	-	-	-	43	-20%	43
	2023	30	24	22	7	21	25	27	25	34	30	13	23	54	▼	281
Other	2024	1	2	-	-	-	-	-	-	-	-	-	-	3	3	3
	2023	-	-	1	-	1	1	-	-	-	-	-	-	0	↔	3
Other Criminally Related Matters	2024	2	2	-	-	-	-	-	-	-	-	-	-	4	-50%	4
	2023	5	3	6	-	1	-	1	3	3	2	-	4	8	▼	28
Probates/Wills & Trusts - Level 1	2024	-	4	-	-	-	-	-	-	-	-	-	-	4	4	4
	2023	-	-	-	1	-	-	-	-	-	-	-	-	0	↔	1
Probates/Wills & Trusts - Level 2	2024	1	-	-	-	-	-	-	-	-	-	-	-	1	1	1
	2023	-	-	2	-	-	2	2	1	-	-	-	1	0	↔	8
Uncontested Divorce	2024	6	11	-	-	-	-	-	-	-	-	-	-	17	70%	17
	2023	5	5	5	6	4	3	6	5	5	3	7	6	10	▲	60

This report reflects data in the case management system. Numbers will update accordingly as reports are refreshed and posted.

PLN-CCMS-10.11 CASELOAD STATISTICS OF THE CIRCUIT COURTS

Augusta


January 2023 -- February 2024 Dispositions

Alexandria and Fairfax Circuit are not Included in State Totals

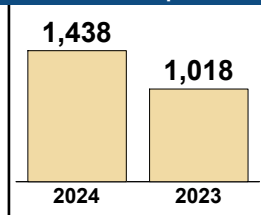
Dashboard

Court: Augusta Circuit
Circuit/Court ID: 25 225015
Start/End Date: Jan-23 / Feb-24
Type of Case: Dispositions
2023 Average Month: 486
2024 Average Month: 719
Jan-Feb 2023: 1,018
Jan-Feb 2024 : 1,438
Dispositions Trending: ▲
Overall AVG. Month: 520

Monthly Dispositions Summary



Jan --- Feb Dispositions



Dispositions by Division

Divisions		Jan	Feb	Mar	Apr	May	Jun	Jul	Aug	Sep	Oct	Nov	Dec	Thru Feb	% Change	Total
Total	2024	676	762	-	-	-	-	-	-	-	-	-	-	1,438	41%	1,438
	2023	509	509	697	463	548	367	395	509	475	463	432	470	1,018	▲	5,837
Civil	2024	140	243	-	-	-	-	-	-	-	-	-	-	383	447%	383
	2023	43	27	76	38	37	56	44	82	43	81	39	78	70	▲	644
Criminal	2024	216	203	-	-	-	-	-	-	-	-	-	-	419	9%	419
	2023	216	167	209	184	217	124	125	218	202	176	155	161	383	▲	2,154
Concealed Handgun Permits	2024	167	217	-	-	-	-	-	-	-	-	-	-	384	-2%	384
	2023	161	232	316	168	208	96	140	107	150	129	160	125	393	▼	1,992
Miscellaneous/ Other	2024	142	91	-	-	-	-	-	-	-	-	-	-	233	38%	233
	2023	87	82	94	70	85	89	86	98	80	77	74	101	169	▲	1,023
Others	2024	11	8	-	-	-	-	-	-	-	-	-	-	19	533%	19
	2023	2	1	2	3	1	2	-	4	-	-	4	5	3	▲	24

Dispositions by Case Category

Case Categories		Jan	Feb	Mar	Apr	May	Jun	Jul	Aug	Sep	Oct	Nov	Dec	Thru Feb	% Change	Total
Administrative Law	2024	-	-	-	-	-	-	-	-	-	-	-	-	0	-100%	0
	2023	-	1	1	1	-	-	-	4	-	-	-	1	1	▼	8
Capital Murder	2024	-	2	-	-	-	-	-	-	-	-	-	-	2	2	2
	2023	-	-	-	-	-	-	-	1	1	-	-	-	0	↔	2
Contested Divorce	2024	6	11	-	-	-	-	-	-	-	-	-	-	17	70%	17
	2023	6	4	9	6	8	2	8	11	6	5	6	5	10	▲	76
Domestic and Family - Level 1	2024	6	4	-	-	-	-	-	-	-	-	-	-	10	100%	10
	2023	4	1	1	1	-	5	4	7	3	8	2	2	5	▲	38
Domestic and Family - Level 2	2024	3	19	-	-	-	-	-	-	-	-	-	-	22	144%	22
	2023	4	5	32	7	3	3	5	11	3	6	1	4	9	▲	84
Felonies and Related Matters	2024	131	150	-	-	-	-	-	-	-	-	-	-	281	13%	281
	2023	138	110	160	137	130	101	85	142	125	130	108	103	248	▲	1,469
General Civil - Level 1	2024	3	-	-	-	-	-	-	-	-	-	-	-	3	-25%	3
	2023	2	2	-	1	1	-	-	3	1	1	-	1	4	▼	12
General Civil - Level 2	2024	40	10	-	-	-	-	-	-	-	-	-	-	50	400%	50
	2023	6	4	8	8	9	11	4	10	8	23	5	11	10	▲	107
General Civil - Level 3	2024	12	7	-	-	-	-	-	-	-	-	-	-	19	90%	19
	2023	7	3	9	4	2	13	14	16	6	12	12	15	10	▲	113
Miscellaneous Civil	2024	297	426	-	-	-	-	-	-	-	-	-	-	723	58%	723
	2023	192	265	359	208	251	136	167	152	199	158	197	188	457	▲	2,472
Misdemeanor	2024	81	53	-	-	-	-	-	-	-	-	-	-	134	12%	134
	2023	70	50	45	41	80	18	33	72	71	46	40	56	120	▲	622
Other	2024	83	46	-	-	-	-	-	-	-	-	-	-	129	22%	129
	2023	57	49	53	30	43	48	55	40	32	48	40	71	106	▲	566
Other Criminally Related Matters	2024	4	3	-	-	-	-	-	-	-	-	-	-	7	-53%	7
	2023	8	7	5	6	7	5	7	4	6	-	7	2	15	▼	64
Probates/Wills & Trusts - Level 1	2024	-	-	-	-	-	-	-	-	-	-	-	-	0	0	0
	2023	-	-	-	-	-	-	-	2	-	1	-	-	0	↔	3
Probates/Wills & Trusts - Level 2	2024	1	5	-	-	-	-	-	-	-	-	-	-	6	100%	6
	2023	2	1	4	1	3	1	2	12	1	4	1	5	3	▲	37
Uncontested Divorce	2024	9	26	-	-	-	-	-	-	-	-	-	-	35	75%	35
	2023	13	7	11	12	11	24	11	22	13	21	12	7	20	▲	164

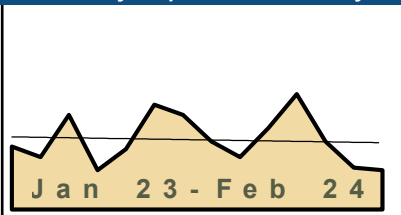
This report reflects data in the case management system. Numbers will update accordingly as reports are refreshed and posted.

Dashboard

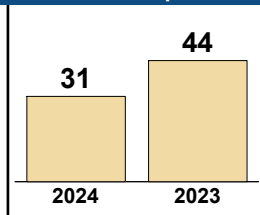
Court: Bath Circuit
Start/End Date: Jan-23 / Feb-24
2023 Average Month: 28
Jan-Feb 2023: 44
Dispositions Trending: ▼

Circuit/Court ID: 25 225017
Type of Case: Dispositions
2024 Average Month: 16
Jan-Feb 2024 : 31
Overall AVG. Month: 27

Monthly Dispositions Summary



Jan --- Feb Dispositions



Dispositions by Division

Divisions		Jan	Feb	Mar	Apr	May	Jun	Jul	Aug	Sep	Oct	Nov	Dec	Thru Feb	% Change	Total
Total	2024	16	15	-	-	-	-	-	-	-	-	-	-	31	-30%	31
	2023	24	20	36	15	23	40	36	26	20	31	44	26	44	▼	341
Civil	2024	2	4	-	-	-	-	-	-	-	-	-	-	6	6	6
	2023	-	-	4	-	1	3	1	-	3	-	-	1	2	0	↔
Criminal	2024	4	2	-	-	-	-	-	-	-	-	-	-	6	-25%	6
	2023	5	3	6	-	4	22	5	4	8	17	22	7	8	▼	103
Concealed Handgun Permits	2024	9	9	-	-	-	-	-	-	-	-	-	-	18	-45%	18
	2023	17	16	24	12	12	13	27	18	6	14	20	17	33	▼	196
Miscellaneous/ Other	2024	1	-	-	-	-	-	-	-	-	-	-	-	1	-67%	1
	2023	2	1	2	3	6	2	3	4	3	-	1	-	3	▼	27

Dispositions by Case Category

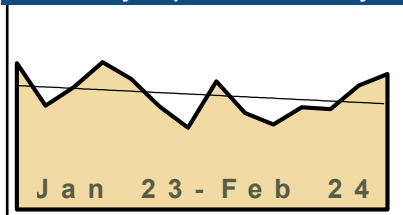
Case Categories		Jan	Feb	Mar	Apr	May	Jun	Jul	Aug	Sep	Oct	Nov	Dec	Thru Feb	% Change	Total
Contested Divorce	2024	-	1	-	-	-	-	-	-	-	-	-	-	1	1	1
	2023	-	-	-	-	-	1	1	-	-	-	-	1	-	0	↔
Domestic and Family - Level 1	2024	-	1	-	-	-	-	-	-	-	-	-	-	1	1	1
	2023	-	-	-	-	-	-	-	-	-	-	-	2	0	↔	2
Domestic and Family - Level 2	2024	-	-	-	-	-	-	-	-	-	-	-	-	0	0	0
	2023	-	-	-	-	-	1	-	-	-	-	-	-	0	↔	1
Felonies and Related Matters	2024	3	-	-	-	-	-	-	-	-	-	-	-	3	-63%	3
	2023	5	3	6	-	3	21	1	1	5	15	13	6	8	▼	79
General Civil - Level 1	2024	-	-	-	-	-	-	-	-	-	-	-	-	0	0	0
	2023	-	-	-	-	-	-	1	-	-	-	-	-	0	↔	1
General Civil - Level 2	2024	3	-	-	-	-	-	-	-	-	-	-	-	3	3	3
	2023	-	-	1	-	-	-	-	1	-	2	-	-	0	↔	4
General Civil - Level 3	2024	-	1	-	-	-	-	-	-	-	-	-	-	1	1	1
	2023	-	-	2	-	1	-	-	1	1	-	1	-	0	↔	6
Miscellaneous Civil	2024	9	9	-	-	-	-	-	-	-	-	-	-	18	-50%	18
	2023	19	17	25	14	17	14	28	20	8	14	20	17	36	▼	213
Misdemeanor	2024	1	2	-	-	-	-	-	-	-	-	-	-	3	3	3
	2023	-	-	-	-	-	1	4	1	2	2	8	1	0	↔	19
Other Criminally Related Matters	2024	-	-	-	-	-	-	-	-	-	-	-	-	0	0	0
	2023	-	-	-	-	1	-	-	2	1	-	1	-	0	↔	5
Probates/Wills & Trusts - Level 2	2024	-	-	-	1	-	-	-	-	-	-	-	-	0	0	0
	2023	-	-	-	-	-	-	-	1	1	-	-	-	0	↔	3
Uncontested Divorce	2024	-	1	-	-	-	-	-	-	-	-	-	-	1	1	1
	2023	-	-	2	-	1	2	-	-	-	-	-	-	0	↔	5

Dashboard

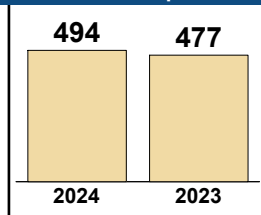
Court: Botetourt Circuit
Start/End Date: Jan-23 / Feb-24
2023 Average Month: 214
Jan-Feb 2023: 477
Dispositions Trending: ▲

Circuit/Court ID: 25 225023
Type of Case: Dispositions
2024 Average Month: 247
Jan-Feb 2024 : 494
Overall AVG. Month: 219

Monthly Dispositions Summary



Jan --- Feb Dispositions



Dispositions by Division

Divisions		Jan	Feb	Mar	Apr	May	Jun	Jul	Aug	Sep	Oct	Nov	Dec	Thru Feb	% Change	Total
Total	2024	236	258	-	-	-	-	-	-	-	-	-	-	494	4%	494
	2023	279	198	233	281	249	197	156	244	184	162	195	191	477	▲	2,569
Civil	2024	27	27	-	-	-	-	-	-	-	-	-	-	54	50%	54
	2023	28	8	13	19	9	24	13	21	13	11	15	12	36	▲	186
Criminal	2024	86	137	-	-	-	-	-	-	-	-	-	-	223	13%	223
	2023	120	78	97	130	144	74	54	103	84	79	64	84	198	▲	1,111
Concealed Handgun Permits	2024	104	74	-	-	-	-	-	-	-	-	-	-	178	0%	178
	2023	98	80	92	103	80	74	74	88	68	53	99	74	178	↔	983
Miscellaneous/ Other	2024	19	20	-	-	-	-	-	-	-	-	-	-	39	-40%	39
	2023	33	32	31	29	16	25	15	32	19	19	17	21	65	▼	289

Dispositions by Case Category

Case Categories		Jan	Feb	Mar	Apr	May	Jun	Jul	Aug	Sep	Oct	Nov	Dec	Thru Feb	% Change	Total
Administrative Law	2024	1	-	-	-	-	-	-	-	-	-	-	-	1	1	1
	2023	-	-	-	-	-	-	-	-	-	1	-	1	0	↔	2
Capital Murder	2024	-	-	-	-	-	-	-	-	-	-	-	-	0	0	0
	2023	-	-	-	-	-	-	-	-	-	-	-	1	0	↔	1
Contested Divorce	2024	5	3	-	-	-	-	-	-	-	-	-	-	8	167%	8
	2023	2	1	2	4	-	2	2	2	1	-	2	-	3	▲	18
Domestic and Family - Level 1	2024	6	6	-	-	-	-	-	-	-	-	-	-	12	20%	12
	2023	7	3	2	4	-	12	6	2	-	2	6	4	10	▲	48
Domestic and Family - Level 2	2024	2	1	-	-	-	-	-	-	-	-	-	-	3	200%	3
	2023	1	-	1	2	2	-	-	1	-	-	2	-	1	▲	9
Felonies and Related Matters	2024	67	117	-	-	-	-	-	-	-	-	-	-	184	17%	184
	2023	99	58	85	91	133	51	43	69	71	54	41	60	157	▲	855
General Civil - Level 1	2024	-	-	-	-	-	-	-	-	-	-	-	-	0	0	0
	2023	-	-	-	-	1	-	-	-	-	-	-	-	0	↔	1
General Civil - Level 2	2024	4	6	-	-	-	-	-	-	-	-	-	-	10	233%	10
	2023	1	2	4	6	-	5	1	7	3	3	3	1	3	▲	36
General Civil - Level 3	2024	4	-	-	-	-	-	-	-	-	-	-	-	4	-33%	4
	2023	4	2	-	1	1	2	-	-	3	3	1	2	6	▼	19
Miscellaneous Civil	2024	113	85	-	-	-	-	-	-	-	-	-	-	198	-5%	198
	2023	114	95	107	123	88	88	86	100	75	58	108	86	209	▼	1,128
Misdemeanor	2024	16	16	-	-	-	-	-	-	-	-	-	-	32	-11%	32
	2023	20	16	11	23	10	23	8	18	9	12	21	17	36	▼	188
Other	2024	10	7	-	-	-	-	-	-	-	-	-	-	17	-43%	17
	2023	16	14	16	8	8	10	3	19	10	11	6	8	30	▼	129
Other Criminally Related Matters	2024	4	4	-	-	-	-	-	-	-	-	-	-	8	60%	8
	2023	1	4	1	16	1	-	3	16	4	13	2	6	5	▲	67
Probates/Wills & Trusts - Level 1	2024	-	-	-	-	-	-	-	-	-	-	-	-	0	-100%	0
	2023	1	1	-	-	-	-	-	-	-	-	-	-	2	▼	2
Probates/Wills & Trusts - Level 2	2024	-	4	-	-	-	-	-	-	-	-	-	-	4	100%	4
	2023	2	-	-	-	-	-	-	1	-	2	-	-	2	▲	5
Uncontested Divorce	2024	4	9	-	-	-	-	-	-	-	-	-	-	13	0%	13
	2023	11	2	4	3	5	4	4	9	8	3	3	5	13	↔	61

PLN-CCMS-10.11 CASELOAD STATISTICS OF THE CIRCUIT COURTS

Craig

January 2023 -- February 2024 Dispositions


Alexandria and Fairfax Circuit are not Included in State Totals

Dashboard

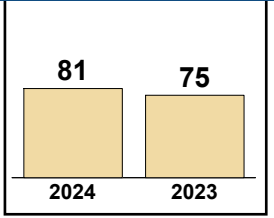
Court: Craig Circuit
Start/End Date: Jan-23 / Feb-24
2023 Average Month: 30
Jan-Feb 2023: 75
Dispositions Trending: ▲

Circuit/Court ID: 25 225045
Type of Case: Dispositions
2024 Average Month: 41
Jan-Feb 2024 : 81
Overall AVG. Month: 32

Monthly Dispositions Summary



Jan --- Feb Dispositions



Dispositions by Division

Divisions		Jan	Feb	Mar	Apr	May	Jun	Jul	Aug	Sep	Oct	Nov	Dec	Thru Feb	% Change	Total
Total	2024	32	49	-	-	-	-	-	-	-	-	-	-	81	8%	81
	2023	34	41	44	23	22	43	22	21	40	35	21	15	75	▲	361
Civil	2024	-	1	-	-	-	-	-	-	-	-	-	-	1	-80%	1
	2023	4	1	2	3	7	6	1	3	-	1	1	3	5	▼	32
Criminal	2024	1	24	-	-	-	-	-	-	-	-	-	-	25	108%	25
	2023	7	5	11	4	-	5	-	-	18	4	-	-	12	▲	54
Concealed Handgun Permits	2024	29	23	-	-	-	-	-	-	-	-	-	-	52	0%	52
	2023	18	34	26	16	10	24	18	16	21	28	18	12	52	↔	241
Miscellaneous/ Other	2024	2	1	-	-	-	-	-	-	-	-	-	-	3	-50%	3
	2023	5	1	5	-	5	8	3	2	1	2	2	-	6	▼	34

Dispositions by Case Category


Case Categories		Jan	Feb	Mar	Apr	May	Jun	Jul	Aug	Sep	Oct	Nov	Dec	Thru Feb	% Change	Total
Contested Divorce	2024	-	-	-	-	-	1	-	1	-	-	-	-	0	0	0
	2023	-	-	-	-	-	-	-	-	-	-	-	-	0	↔	2
Domestic and Family - Level 1	2024	-	-	-	-	-	-	-	-	-	-	-	-	0	0	0
	2023	-	-	-	1	7	-	-	-	-	-	-	-	0	↔	8
Domestic and Family - Level 2	2024	-	-	-	-	-	-	-	-	-	-	-	-	0	-100%	0
	2023	-	1	-	-	-	-	-	-	-	-	1	-	1	▼	2
Felonies and Related Matters	2024	1	15	-	-	-	-	-	-	-	-	-	-	16	60%	16
	2023	7	3	2	3	-	4	-	-	13	2	-	-	10	▲	34
General Civil - Level 1	2024	-	-	-	-	-	-	-	-	-	-	-	-	0	0	0
	2023	-	-	-	1	-	1	-	-	-	-	-	-	0	↔	2
General Civil - Level 2	2024	-	1	-	-	-	-	-	-	-	-	-	-	1	1	1
	2023	-	-	1	-	-	-	-	1	-	1	-	-	0	↔	3
General Civil - Level 3	2024	-	-	-	-	-	-	-	-	-	-	-	-	0	-100%	0
	2023	2	-	1	-	-	4	1	-	-	-	-	1	2	▼	9
Miscellaneous Civil	2024	31	24	-	-	-	-	-	-	-	-	-	-	55	-5%	55
	2023	23	35	31	16	15	32	21	18	22	30	20	12	58	▼	275
Misdemeanor	2024	-	9	-	-	-	-	-	-	-	-	-	-	9	350%	9
	2023	-	2	8	1	-	1	-	-	5	2	-	-	2	▲	19
Other Criminally Related Matters	2024	-	-	-	-	-	-	-	-	-	-	-	-	0	0	0
	2023	-	-	1	-	-	-	-	-	-	-	-	-	0	↔	1
Probates/Wills & Trusts - Level 1	2024	-	-	-	-	-	-	-	-	-	-	-	-	0	0	0
	2023	-	-	-	-	-	-	-	-	-	-	-	1	0	↔	1
Uncontested Divorce	2024	-	-	-	-	-	-	-	-	-	-	-	-	0	-100%	0
	2023	2	-	-	1	-	-	-	1	-	-	-	1	2	▼	5

This report reflects data in the case management system. Numbers will update accordingly as reports are refreshed and posted.

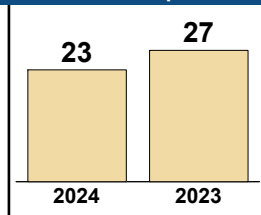
Dashboard

Court: Highland Circuit
Circuit/Court ID: 25 225091
Start/End Date: Jan-23 / Feb-24
Type of Case: Dispositions
2023 Average Month: 15
2024 Average Month: 12
Jan-Feb 2023: 27
Jan-Feb 2024 : 23
Dispositions Trending: ▼
Overall AVG. Month: 15

Monthly Dispositions Summary



Jan --- Feb Dispositions



Dispositions by Division

Divisions		Jan	Feb	Mar	Apr	May	Jun	Jul	Aug	Sep	Oct	Nov	Dec	Thru Feb	% Change	Total
Total	2024	14	9	-	-	-	-	-	-	-	-	-	-	23	-15%	23
	2023	12	15	30	43	16	8	9	13	13	6	8	11	27	▼	184
Civil	2024	1	1	-	-	-	-	-	-	-	-	-	-	2	-33%	2
	2023	2	1	8	1	1	1	-	-	1	-	-	-	3	▼	15
Criminal	2024	4	-	-	-	-	-	-	-	-	-	-	-	4	4	4
	2023	-	-	1	35	2	4	5	7	5	1	7	1	0	↔	68
Concealed Handgun Permits	2024	9	5	-	-	-	-	-	-	-	-	-	-	14	-39%	14
	2023	10	13	21	4	13	3	4	5	6	4	-	9	23	▼	92
Miscellaneous/ Other	2024	-	3	-	-	-	-	-	-	-	-	-	-	3	200%	3
	2023	-	1	-	3	-	-	-	1	1	1	1	1	1	▲	9

Dispositions by Case Category

Case Categories		Jan	Feb	Mar	Apr	May	Jun	Jul	Aug	Sep	Oct	Nov	Dec	Thru Feb	% Change	Total
Contested Divorce	2024	-	-	-	-	-	-	-	-	-	-	-	-	0	0	0
	2023	-	-	1	-	-	1	-	-	-	-	-	-	0	↔	2
Domestic and Family - Level 1	2024	-	-	-	-	-	-	-	-	-	-	-	-	0	0	0
	2023	-	-	3	1	-	-	-	-	-	-	-	-	0	↔	4
Domestic and Family - Level 2	2024	-	-	-	-	-	-	-	-	-	-	-	-	0	0	0
	2023	-	-	1	-	-	-	-	-	-	-	-	-	0	↔	1
Felonies and Related Matters	2024	3	-	-	-	-	-	-	-	-	-	-	-	3	3	3
	2023	-	-	1	17	2	3	4	3	4	-	5	-	0	↔	39
General Civil - Level 1	2024	-	1	-	-	-	-	-	-	-	-	-	-	1	1	1
	2023	-	-	-	-	-	-	-	-	-	-	-	-	0	↔	0
General Civil - Level 2	2024	-	-	-	-	-	-	-	-	-	-	-	-	0	-100%	0
	2023	2	-	-	-	-	-	-	-	-	-	-	-	2	▼	2
General Civil - Level 3	2024	-	-	-	-	-	-	-	-	-	-	-	-	0	-100%	0
	2023	-	1	-	-	-	-	-	-	-	-	-	-	1	▼	1
Miscellaneous Civil	2024	9	8	-	-	-	-	-	-	-	-	-	-	17	-29%	17
	2023	10	14	21	7	13	3	4	6	7	5	1	10	24	▼	101
Misdemeanor	2024	1	-	-	-	-	-	-	-	-	-	-	-	1	1	1
	2023	-	-	-	17	-	1	1	4	1	-	1	1	0	↔	26
Other Criminally Related Matters	2024	-	-	-	-	-	-	-	-	-	-	-	-	0	0	0
	2023	-	-	-	1	-	-	-	-	-	1	1	-	0	↔	3
Probates/Wills & Trusts - Level 2	2024	-	-	-	-	-	-	-	-	-	-	-	-	0	0	0
	2023	-	-	1	-	-	-	-	-	1	-	-	-	0	↔	2
Uncontested Divorce	2024	1	-	-	-	-	-	-	-	-	-	-	-	1	1	1
	2023	-	-	2	-	1	-	-	-	-	-	-	-	0	↔	3

PLN-CCMS-10.11 CASELOAD STATISTICS OF THE CIRCUIT COURTS

Rockbridge

January 2023 -- February 2024 Dispositions


Alexandria and Fairfax Circuit are not Included in State Totals

Dashboard

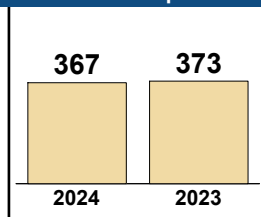
Court: Rockbridge Circuit
Start/End Date: Jan-23 / Feb-24
2023 Average Month: 210
Jan-Feb 2023: 373
Dispositions Trending: ↔

Circuit/Court ID: 25 225163
Type of Case: Dispositions
2024 Average Month: 184
Jan-Feb 2024 : 367
Overall AVG. Month: 206

Monthly Dispositions Summary



Jan --- Feb Dispositions



Dispositions by Division

Divisions		Jan	Feb	Mar	Apr	May	Jun	Jul	Aug	Sep	Oct	Nov	Dec	Thru Feb	% Change	Total
Total	2024	189	178	-	-	-	-	-	-	-	-	-	-	367	-2%	367
	2023	202	171	238	203	321	328	108	199	185	189	165	207	373	▼	2,516
Civil	2024	15	16	-	-	-	-	-	-	-	-	-	-	31	-16%	31
	2023	17	20	20	27	40	22	21	20	21	51	25	13	37	▼	297
Criminal	2024	115	85	-	-	-	-	-	-	-	-	-	-	200	0%	200
	2023	130	71	135	100	220	251	42	127	120	80	103	132	201	▼	1,511
Concealed Handgun Permits	2024	43	69	-	-	-	-	-	-	-	-	-	-	112	-3%	112
	2023	47	69	69	63	45	40	38	48	34	40	31	53	116	▼	577
Miscellaneous/ Other	2024	16	8	-	-	-	-	-	-	-	-	-	-	24	26%	24
	2023	8	11	14	13	16	15	7	4	10	18	6	9	19	▲	131

Dispositions by Case Category

Case Categories		Jan	Feb	Mar	Apr	May	Jun	Jul	Aug	Sep	Oct	Nov	Dec	Thru Feb	% Change	Total
Administrative Law	2024	-	-	-	-	1	1	-	-	1	-	1	-	0	0	0
	2023	-	-	-	-	-	-	-	-	-	-	-	-	0	↔	4
Contested Divorce	2024	3	2	-	-	-	-	-	-	-	-	-	-	5	-17%	5
	2023	3	3	1	2	6	2	1	1	-	3	2	2	6	▼	26
Domestic and Family - Level 1	2024	-	4	-	-	-	-	-	-	-	-	-	-	4	4	4
	2023	-	-	2	12	8	1	-	5	2	25	9	-	0	↔	64
Domestic and Family - Level 2	2024	4	-	-	-	-	-	-	-	-	-	-	-	4	33%	4
	2023	3	-	5	-	2	3	3	7	2	5	3	3	3	▲	36
Felonies and Related Matters	2024	76	62	-	-	-	-	-	-	-	-	-	-	138	28%	138
	2023	59	49	75	64	131	188	31	83	83	49	72	83	108	▲	967
General Civil - Level 1	2024	1	-	-	-	-	-	-	-	-	-	-	-	1	1	1
	2023	-	-	-	-	-	-	-	-	-	-	-	-	0	↔	0
General Civil - Level 2	2024	4	3	-	-	-	-	-	-	-	-	-	-	7	-36%	7
	2023	4	7	1	5	7	6	3	-	3	3	5	1	11	▼	45
General Civil - Level 3	2024	-	4	-	-	-	-	-	-	-	-	-	-	4	-50%	4
	2023	-	8	3	-	8	1	3	-	6	5	1	1	8	▼	36
Miscellaneous Civil	2024	58	76	-	-	-	-	-	-	-	-	-	-	134	4%	134
	2023	53	76	83	76	59	51	45	51	45	56	37	61	129	▲	693
Misdemeanor	2024	32	22	-	-	-	-	-	-	-	-	-	-	54	-33%	54
	2023	60	21	60	28	87	57	11	41	32	18	24	40	81	▼	479
Other	2024	-	1	-	-	-	-	-	-	-	-	-	-	1	0%	1
	2023	-	1	1	-	-	-	1	-	-	1	-	1	1	↔	5
Other Criminally Related Matters	2024	7	1	-	-	-	-	-	-	-	-	-	-	8	-33%	8
	2023	11	1	-	8	2	6	1	3	5	13	7	9	12	▼	66
Probates/Wills & Trusts - Level 1	2024	-	-	-	-	-	-	-	-	-	-	-	-	0	-100%	0
	2023	-	1	-	-	-	-	-	-	-	-	-	-	1	▼	1
Probates/Wills & Trusts - Level 2	2024	-	-	-	-	-	-	-	-	-	-	-	-	0	-100%	0
	2023	1	1	2	-	1	3	3	2	-	-	-	-	2	▼	13
Uncontested Divorce	2024	4	3	-	-	-	-	-	-	-	-	-	-	7	-36%	7
	2023	8	3	5	8	9	9	6	6	6	11	4	6	11	▼	81


This report reflects data in the case management system. Numbers will update accordingly as reports are refreshed and posted.

Dashboard

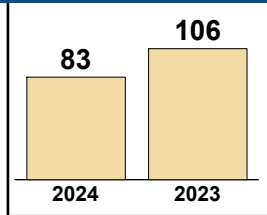
Court: Buena Vista Circuit
Start/End Date: Jan-23 / Feb-24
2023 Average Month: 50
Jan-Feb 2023: 106
Dispositions Trending: ▼

Circuit/Court ID: 25 225530
Type of Case: Dispositions
2024 Average Month: 42
Jan-Feb 2024 : 83
Overall AVG. Month: 48

Monthly Dispositions Summary



Jan --- Feb Dispositions



Dispositions by Division

Divisions		Jan	Feb	Mar	Apr	May	Jun	Jul	Aug	Sep	Oct	Nov	Dec	Thru Feb	% Change	Total
Total	2024	45	38	-	-	-	-	-	-	-	-	-	-	83	-22%	83
	2023	39	67	43	69	22	61	67	59	19	36	50	62	106	▼	594
Civil	2024	4	2	-	-	-	-	-	-	-	-	-	-	6	500%	6
	2023	1	-	2	9	1	11	3	6	4	3	4	6	1	▲	50
Criminal	2024	22	29	-	-	-	-	-	-	-	-	-	-	51	-27%	51
	2023	26	44	30	45	21	42	54	39	10	19	33	44	70	▼	407
Concealed Handgun Permits	2024	16	4	-	-	-	-	-	-	-	-	-	-	20	-33%	20
	2023	9	21	6	7	-	6	6	11	1	11	9	10	30	▼	97
Miscellaneous/ Other	2024	1	3	-	-	-	-	-	-	-	-	-	-	4	-20%	4
	2023	3	2	5	7	-	2	4	3	4	3	4	2	5	▼	39
Others	2024	2	-	-	-	-	-	-	-	-	-	-	-	2	2	2
	2023	-	-	-	1	-	-	-	-	-	-	-	-	0	↔	1

Dispositions by Case Category

Case Categories		Jan	Feb	Mar	Apr	May	Jun	Jul	Aug	Sep	Oct	Nov	Dec	Thru Feb	% Change	Total
Contested Divorce	2024	1	1	-	-	-	-	-	-	-	-	-	-	2	2	2
	2023	-	-	1	1	-	-	-	-	-	1	-	1	5	0	↔
Domestic and Family - Level 1	2024	1	-	-	-	-	-	-	-	-	-	-	-	1	1	1
	2023	-	-	-	1	-	6	-	2	2	1	-	-	0	↔	12
Domestic and Family - Level 2	2024	-	-	-	-	-	-	-	-	-	-	-	-	0	0	0
	2023	-	-	-	2	-	2	-	-	-	1	-	-	0	↔	5
Felonies and Related Matters	2024	11	19	-	-	-	-	-	-	-	-	-	-	30	-27%	30
	2023	18	23	25	34	18	25	50	26	5	13	24	28	41	▼	289
General Civil - Level 1	2024	-	-	-	-	-	-	-	-	-	-	-	-	0	0	0
	2023	-	-	-	1	-	-	-	-	-	-	-	-	0	↔	1
General Civil - Level 2	2024	1	-	-	-	-	-	-	-	-	-	-	-	1	1	1
	2023	-	-	1	2	-	-	-	-	-	1	1	-	0	↔	5
General Civil - Level 3	2024	-	-	-	-	-	-	-	-	-	-	-	-	0	0	0
	2023	-	-	1	-	-	1	-	1	-	-	-	-	0	↔	3
Miscellaneous Civil	2024	17	7	-	-	-	-	-	-	-	-	-	-	24	-31%	24
	2023	12	23	9	13	-	8	10	14	5	13	12	12	35	▼	131
Misdemeanor	2024	10	7	-	-	-	-	-	-	-	-	-	-	17	-23%	17
	2023	5	17	4	11	2	13	4	12	5	6	7	14	22	▼	100
Other	2024	2	-	-	-	-	-	-	-	-	-	-	-	2	2	2
	2023	-	-	-	1	-	-	-	-	-	-	-	-	0	↔	1
Other Criminally Related Matters	2024	1	3	-	-	-	-	-	-	-	-	-	-	4	-43%	4
	2023	3	4	1	-	1	4	-	1	-	-	2	2	7	▼	18
Probates/Wills & Trusts - Level 2	2024	1	1	-	-	-	-	-	-	-	-	-	-	2	2	2
	2023	-	-	-	1	-	-	1	1	-	-	-	-	0	↔	3
Protective Orders	2024	-	-	-	-	-	-	-	-	-	-	-	-	0	0	0
	2023	-	-	-	-	-	1	-	-	-	-	-	-	0	↔	1
Uncontested Divorce	2024	-	-	-	-	-	-	-	-	-	-	-	-	0	-100%	0
	2023	1	-	1	2	1	1	2	2	1	1	3	1	1	▼	16

PLN-CCMS-10.11 CASELOAD STATISTICS OF THE CIRCUIT COURTS

Staunton


January 2023 -- February 2024 Dispositions

Alexandria and Fairfax Circuit are not Included in State Totals

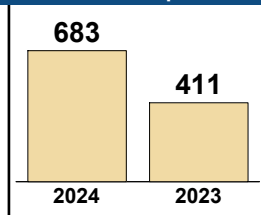
Dashboard

Court: Staunton Circuit
Circuit/Court ID: 25 225790
Start/End Date: Jan-23 / Feb-24
Type of Case: Dispositions
2023 Average Month: 227
2024 Average Month: 342
Jan-Feb 2023: 411
Jan-Feb 2024 : 683
Dispositions Trending: ▲
Overall AVG. Month: 244

Monthly Dispositions Summary



Jan --- Feb Dispositions



Dispositions by Division

Divisions		Jan	Feb	Mar	Apr	May	Jun	Jul	Aug	Sep	Oct	Nov	Dec	Thru Feb	% Change	Total
Total	2024	296	387	-	-	-	-	-	-	-	-	-	-	683	66%	683
	2023	206	205	208	159	165	224	135	376	196	179	341	334	411	▲	2,728
Civil	2024	18	95	-	-	-	-	-	-	-	-	-	-	113	391%	113
	2023	12	11	9	19	18	6	7	41	39	15	143	56	23	▲	376
Criminal	2024	210	228	-	-	-	-	-	-	-	-	-	-	438	68%	438
	2023	114	146	119	68	93	157	77	251	108	113	134	205	260	▲	1,585
Concealed Handgun Permits	2024	25	35	-	-	-	-	-	-	-	-	-	-	60	-19%	60
	2023	43	31	30	27	26	25	13	44	22	27	21	21	74	▼	330
Miscellaneous/ Other	2024	43	29	-	-	-	-	-	-	-	-	-	-	72	33%	72
	2023	37	17	50	45	28	36	38	40	27	24	43	52	54	▲	437

Dispositions by Case Category

Case Categories		Jan	Feb	Mar	Apr	May	Jun	Jul	Aug	Sep	Oct	Nov	Dec	Thru Feb	% Change	Total
Capital Murder	2024	-	1	-	-	-	-	-	-	-	-	-	-	1	1	1
	2023	-	-	-	-	-	-	-	-	-	-	-	-	0	↔	0
Contested Divorce	2024	3	4	-	-	-	-	-	-	-	-	-	-	7	133%	7
	2023	2	1	1	2	2	-	1	2	3	1	4	6	3	▲	25
Domestic and Family - Level 1	2024	4	2	-	-	-	-	-	-	-	-	-	-	6	100%	6
	2023	3	-	2	5	7	4	-	17	27	3	12	21	3	▲	101
Domestic and Family - Level 2	2024	3	80	-	-	-	-	-	-	-	-	-	-	83	1,283%	83
	2023	1	5	-	-	2	1	2	8	6	3	114	6	6	▲	148
Felonies and Related Matters	2024	159	184	-	-	-	-	-	-	-	-	-	-	343	75%	343
	2023	81	115	94	36	61	123	39	167	85	76	98	164	196	▲	1,139
General Civil - Level 1	2024	-	-	-	-	-	-	-	-	-	-	-	-	0	0	0
	2023	-	-	-	1	-	-	-	-	-	-	-	-	1	↔	2
General Civil - Level 2	2024	1	1	-	-	-	-	-	-	-	-	-	-	2	-71%	2
	2023	4	3	4	2	2	3	2	3	2	1	2	10	7	▼	38
General Civil - Level 3	2024	2	-	-	-	-	-	-	-	-	-	-	-	2	-50%	2
	2023	3	1	2	3	3	1	-	5	1	1	8	13	4	▼	41
Miscellaneous Civil	2024	34	48	-	-	-	-	-	-	-	-	-	-	82	-9%	82
	2023	52	38	48	44	40	36	25	60	32	38	34	37	90	▼	484
Misdemeanor	2024	36	32	-	-	-	-	-	-	-	-	-	-	68	66%	68
	2023	22	19	20	31	26	31	19	46	17	23	34	29	41	▲	317
Other	2024	32	16	-	-	-	-	-	-	-	-	-	-	48	55%	48
	2023	23	8	27	23	9	21	24	20	14	12	22	18	31	▲	221
Other Criminally Related Matters	2024	15	11	-	-	-	-	-	-	-	-	-	-	26	13%	26
	2023	11	12	6	7	6	3	19	38	6	15	2	12	23	▲	137
Probates/Wills & Trusts - Level 2	2024	1	3	-	-	-	-	-	-	-	-	-	-	4	300%	4
	2023	1	-	1	1	-	1	1	1	-	1	1	6	1	▲	14
Protective Orders	2024	1	-	-	-	-	-	-	-	-	-	-	-	1	1	1
	2023	-	-	-	-	-	-	-	-	-	1	-	-	0	↔	1
Uncontested Divorce	2024	5	5	-	-	-	-	-	-	-	-	-	-	10	67%	10
	2023	3	3	3	4	7	-	3	9	3	4	10	11	6	▲	60

This report reflects data in the case management system. Numbers will update accordingly as reports are refreshed and posted.

PLN-CCMS-10.11 CASELOAD STATISTICS OF THE CIRCUIT COURTS

Waynesboro

January 2023 -- February 2024 Dispositions


Alexandria and Fairfax Circuit are not Included in State Totals

Dashboard

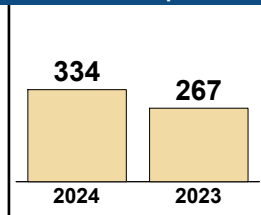
Court: Waynesboro Circuit
Start/End Date: Jan-23 / Feb-24
2023 Average Month: 137
Jan-Feb 2023: 267
Dispositions Trending: ▲

Circuit/Court ID: 25 225820
Type of Case: Dispositions
2024 Average Month: 167
Jan-Feb 2024 : 334
Overall AVG. Month: 141

Monthly Dispositions Summary



Jan --- Feb Dispositions



Dispositions by Division

Divisions		Jan	Feb	Mar	Apr	May	Jun	Jul	Aug	Sep	Oct	Nov	Dec	Thru Feb	% Change	Total
Total	2024	146	188	-	-	-	-	-	-	-	-	-	-	334	25%	334
	2023	111	156	149	176	130	109	110	165	133	147	98	162	267	▲	1,646
Civil	2024	19	11	-	-	-	-	-	-	-	-	-	-	30	7%	30
	2023	12	16	19	19	10	9	26	12	10	21	14	8	28	▲	176
Criminal	2024	88	118	-	-	-	-	-	-	-	-	-	-	206	119%	206
	2023	37	57	57	100	74	69	34	103	66	72	36	100	94	▲	805
Concealed Handgun Permits	2024	11	44	-	-	-	-	-	-	-	-	-	-	55	-5%	55
	2023	24	34	30	33	30	19	24	16	25	27	25	22	58	▼	309
Miscellaneous/ Other	2024	28	14	-	-	-	-	-	-	-	-	-	-	42	-51%	42
	2023	38	48	43	23	16	12	26	34	32	27	23	31	86	▼	353
Others	2024	-	1	-	-	-	-	-	-	-	-	-	-	1	0%	1
	2023	-	1	-	1	-	-	-	-	-	-	-	-	1	↔	3

Dispositions by Case Category

Case Categories		Jan	Feb	Mar	Apr	May	Jun	Jul	Aug	Sep	Oct	Nov	Dec	Thru Feb	% Change	Total
Administrative Law	2024	-	-	-	-	-	-	-	-	-	-	-	-	0	0	0
	2023	-	-	1	-	-	-	-	-	-	-	-	-	-	0	↔
Capital Murder	2024	-	-	-	-	-	-	-	-	-	-	-	-	0	0	0
	2023	-	-	-	-	-	-	1	-	-	-	-	-	0	↔	1
Contested Divorce	2024	-	1	-	-	-	-	-	-	-	-	-	-	1	-86%	1
	2023	4	3	4	2	2	-	5	1	1	3	2	1	7	▼	28
Domestic and Family - Level 1	2024	10	2	-	-	-	-	-	-	-	-	-	-	12	200%	12
	2023	4	-	5	6	-	-	5	4	2	2	1	1	4	▲	30
Domestic and Family - Level 2	2024	-	1	-	-	-	-	-	-	-	-	-	-	1	0%	1
	2023	1	-	2	-	-	2	3	1	-	1	-	-	1	↔	10
Felonies and Related Matters	2024	55	82	-	-	-	-	-	-	-	-	-	-	137	101%	137
	2023	24	44	39	83	55	54	24	82	48	48	26	72	68	▲	599
General Civil - Level 1	2024	-	-	-	-	-	-	-	-	-	-	-	-	0	0	0
	2023	-	-	-	-	-	-	1	-	-	-	-	-	0	↔	1
General Civil - Level 2	2024	2	3	-	-	-	-	-	-	-	-	-	-	5	-29%	5
	2023	1	6	3	5	-	2	3	-	1	-	1	-	7	▼	22
General Civil - Level 3	2024	4	1	-	-	-	-	-	-	-	-	-	-	5	67%	5
	2023	2	1	1	4	2	5	5	6	3	11	7	3	3	▲	50
Miscellaneous Civil	2024	15	50	-	-	-	-	-	-	-	-	-	-	65	-13%	65
	2023	32	43	36	40	45	29	40	30	35	35	34	36	75	▼	435
Misdemeanor	2024	28	36	-	-	-	-	-	-	-	-	-	-	64	167%	64
	2023	12	12	17	16	19	11	9	21	18	22	8	24	24	▲	189
Other	2024	24	8	-	-	-	-	-	-	-	-	-	-	32	-55%	32
	2023	30	41	36	17	1	1	10	19	20	19	14	18	71	▼	226
Other Criminally Related Matters	2024	5	-	-	-	-	-	-	-	-	-	-	-	5	150%	5
	2023	1	1	1	1	-	4	-	-	-	2	2	4	2	▲	16
Probates/Wills & Trusts - Level 2	2024	-	-	-	-	-	-	-	-	-	-	-	-	0	0	0
	2023	-	-	-	-	3	1	1	-	-	-	-	-	0	↔	5
Uncontested Divorce	2024	3	4	-	-	-	-	-	-	-	-	-	-	7	40%	7
	2023	-	5	4	2	3	-	3	1	5	4	3	3	5	▲	33

This report reflects data in the case management system. Numbers will update accordingly as reports are refreshed and posted.

PLN-CCMS-10.11 CASELOAD STATISTICS OF THE CIRCUIT COURTS

Clarke

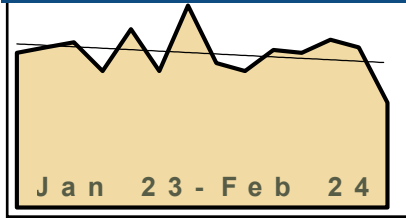
January 2023 -- February 2024 Dispositions

Alexandria and Fairfax Circuit are not Included in State Totals

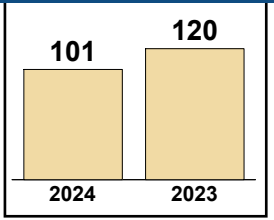
Dashboard

Court: Clarke Circuit
Circuit/Court ID: 26 226043
Start/End Date: Jan-23 / Feb-24
Type of Case: Dispositions
2023 Average Month: 60
2024 Average Month: 51
Jan-Feb 2023: 120
Jan-Feb 2024 : 101
Dispositions Trending: ▼
Overall AVG. Month: 59

Monthly Dispositions Summary



Jan --- Feb Dispositions



Dispositions by Division

Divisions		Jan	Feb	Mar	Apr	May	Jun	Jul	Aug	Sep	Oct	Nov	Dec	Thru Feb	% Change	Total
Total	2024	61	40	-	-	-	-	-	-	-	-	-	-	101	-16%	101
	2023	59	61	63	52	68	52	77	55	52	60	59	64	120	▼	722
Civil	2024	8	7	-	-	-	-	-	-	-	-	-	-	15	-44%	15
	2023	9	18	7	6	12	2	9	9	5	6	7	6	27	▼	96
Criminal	2024	12	1	-	-	-	-	-	-	-	-	-	-	13	8%	13
	2023	4	8	9	4	16	21	22	9	8	23	21	22	12	▲	167
Concealed Handgun Permits	2024	32	23	-	-	-	-	-	-	-	-	-	-	55	-18%	55
	2023	37	30	40	27	35	25	36	31	30	21	26	31	67	▼	369
Miscellaneous/ Other	2024	9	9	-	-	-	-	-	-	-	-	-	-	18	29%	18
	2023	9	5	7	15	5	4	10	6	9	10	5	5	14	▲	90

Dispositions by Case Category

Case Categories		Jan	Feb	Mar	Apr	May	Jun	Jul	Aug	Sep	Oct	Nov	Dec	Thru Feb	% Change	Total
Administrative Law	2024	-	-	-	-	-	-	-	-	-	-	-	-	0	-100%	0
	2023	1	-	-	-	-	-	-	-	-	-	-	-	1	▼	1
Contested Divorce	2024	2	-	-	-	-	-	-	-	-	-	-	-	2	100%	2
	2023	1	-	1	-	2	-	1	1	-	-	1	2	1	▲	9
Domestic and Family - Level 1	2024	-	-	-	-	-	-	-	-	-	1	3	1	0	↔	8
	2023	-	-	3	-	-	-	-	-	-	1	3	1	0	↔	8
Domestic and Family - Level 2	2024	-	1	-	-	-	-	-	-	-	-	-	-	1	0%	1
	2023	1	-	-	-	-	-	-	1	-	-	2	-	1	↔	4
Felonies and Related Matters	2024	11	1	-	-	-	-	-	-	-	-	-	-	12	100%	12
	2023	1	5	9	4	13	13	16	8	5	22	10	17	6	▲	123
General Civil - Level 1	2024	-	-	-	-	-	-	-	-	-	-	-	-	0	0	0
	2023	-	-	-	-	-	-	-	1	-	-	-	-	0	↔	1
General Civil - Level 2	2024	1	2	-	-	-	-	-	-	-	-	-	-	3	-40%	3
	2023	3	2	2	5	-	-	2	3	-	2	1	-	5	▼	20
General Civil - Level 3	2024	2	1	-	-	-	-	-	-	-	-	-	-	3	-79%	3
	2023	-	14	2	3	4	-	4	-	2	1	-	1	14	▼	31
Miscellaneous Civil	2024	40	28	-	-	-	-	-	-	-	-	-	-	68	-8%	68
	2023	43	31	44	35	39	29	43	35	38	29	31	36	74	▼	433
Misdemeanor	2024	-	-	-	-	-	-	-	-	-	-	-	-	0	-100%	0
	2023	2	3	-	-	2	5	6	-	2	1	3	4	5	▼	28
Other	2024	-	1	-	-	-	-	-	-	-	-	-	-	1	-67%	1
	2023	1	2	-	1	-	-	-	-	1	-	-	-	3	▼	5
Other Criminally Related Matters	2024	1	-	-	-	-	-	-	-	-	-	-	-	1	-50%	1
	2023	1	1	-	-	1	3	1	1	1	1	9	1	2	▼	20
Probates/Wills & Trusts - Level 2	2024	1	1	-	-	-	-	-	-	-	-	-	-	2	0%	2
	2023	1	1	2	1	1	-	-	-	-	-	-	-	2	↔	6
Protective Orders	2024	-	-	-	-	-	-	-	-	-	-	-	-	0	0	0
	2023	-	-	-	-	-	-	-	-	-	-	-	1	0	↔	1
Uncontested Divorce	2024	3	5	-	-	-	-	-	-	-	-	-	-	8	33%	8
	2023	4	2	-	3	6	2	4	5	2	1	1	2	6	▲	32

PLN-CCMS-10.11 CASELOAD STATISTICS OF THE CIRCUIT COURTS

Frederick

January 2023 -- February 2024 Dispositions


Alexandria and Fairfax Circuit are not Included in State Totals

Dashboard

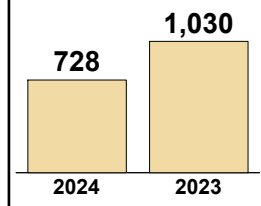
Court: Frederick Circuit
Start/End Date: Jan-23 / Feb-24
2023 Average Month: 446
Jan-Feb 2023: 1,030
Dispositions Trending: ▼

Circuit/Court ID: 26 226069
Type of Case: Dispositions
2024 Average Month: 364
Jan-Feb 2024 : 728
Overall AVG. Month: 434

Monthly Dispositions Summary



Jan --- Feb Dispositions



Dispositions by Division

Divisions		Jan	Feb	Mar	Apr	May	Jun	Jul	Aug	Sep	Oct	Nov	Dec	Thru Feb	% Change	Total
Total	2024	355	373	-	-	-	-	-	-	-	-	-	-	728	-29%	728
	2023	536	494	466	395	435	453	489	391	520	352	440	380	1,030	▼	5,351
Civil	2024	39	23	-	-	-	-	-	-	-	-	-	-	62	-27%	62
	2023	38	47	54	49	40	54	118	55	38	22	69	50	85	▼	634
Criminal	2024	141	167	-	-	-	-	-	-	-	-	-	-	308	-23%	308
	2023	223	175	126	148	182	196	162	144	248	147	157	138	398	▼	2,046
Concealed Handgun Permits	2024	140	158	-	-	-	-	-	-	-	-	-	-	298	-32%	298
	2023	227	214	217	140	156	149	136	114	187	150	171	157	441	▼	2,018
Miscellaneous/ Other	2024	35	25	-	-	-	-	-	-	-	-	-	-	60	-42%	60
	2023	45	58	69	58	55	53	72	77	47	33	42	35	103	▼	644
Others	2024	-	-	-	-	-	-	-	-	-	-	-	-	0	-100%	0
	2023	3	-	-	-	2	1	1	1	-	-	1	-	3	▼	9

Dispositions by Case Category

Case Categories		Jan	Feb	Mar	Apr	May	Jun	Jul	Aug	Sep	Oct	Nov	Dec	Thru Feb	% Change	Total
Administrative Law	2024	-	-	-	-	-	-	-	-	-	-	-	-	0	-100%	0
	2023	-	1	-	-	-	-	-	-	-	-	-	-	1	▼	1
Contested Divorce	2024	3	5	-	-	-	-	-	-	-	-	-	-	8	-50%	8
	2023	9	7	9	5	8	9	12	7	7	-	8	7	16	▼	88
Domestic and Family - Level 1	2024	3	4	-	-	-	-	-	-	-	-	-	-	7	-22%	7
	2023	5	4	8	6	1	7	4	5	2	2	21	2	9	▼	67
Domestic and Family - Level 2	2024	1	-	-	-	-	-	-	-	-	-	-	-	1	-83%	1
	2023	4	2	1	4	2	3	2	10	2	1	9	5	6	▼	45
Felonies and Related Matters	2024	95	115	-	-	-	-	-	-	-	-	-	-	210	-27%	210
	2023	151	137	90	114	129	135	121	107	178	114	134	97	288	▼	1,507
General Civil - Level 1	2024	-	1	-	-	-	-	-	-	-	-	-	-	1	1	1
	2023	-	-	-	-	-	1	2	-	-	-	-	-	0	↔	3
General Civil - Level 2	2024	9	4	-	-	-	-	-	-	-	-	-	-	13	-38%	13
	2023	7	14	7	10	6	15	32	7	6	3	8	6	21	▼	121
General Civil - Level 3	2024	4	1	-	-	-	-	-	-	-	-	-	-	5	-17%	5
	2023	3	3	3	1	5	7	8	9	3	3	2	3	6	▼	50
Miscellaneous Civil	2024	158	182	-	-	-	-	-	-	-	-	-	-	340	-31%	340
	2023	256	239	252	167	190	181	184	147	220	172	196	180	495	▼	2,384
Misdemeanor	2024	31	42	-	-	-	-	-	-	-	-	-	-	73	-26%	73
	2023	64	35	30	24	47	57	41	30	66	30	19	41	99	▼	484
Other	2024	12	1	-	-	-	-	-	-	-	-	-	-	13	-71%	13
	2023	18	27	27	27	21	15	23	38	9	9	13	12	45	▼	239
Other Criminally Related Matters	2024	16	10	-	-	-	-	-	-	-	-	-	-	26	117%	26
	2023	8	4	6	10	6	5	3	7	7	3	7	-	12	▲	66
Probates/Wills & Trusts - Level 1	2024	-	-	-	-	-	-	-	-	-	-	-	-	0	0	0
	2023	-	-	-	-	1	-	2	-	1	-	-	1	0	↔	5
Probates/Wills & Trusts - Level 2	2024	5	3	-	-	-	-	-	-	-	-	-	-	8	14%	8
	2023	1	6	3	8	4	4	7	5	2	1	1	3	7	▲	45
Protective Orders	2024	1	1	-	-	-	-	-	-	-	-	-	-	2	2	2
	2023	-	-	-	-	-	-	1	1	2	-	1	1	0	↔	6
Uncontested Divorce	2024	17	4	-	-	-	-	-	-	-	-	-	-	21	-16%	21
	2023	10	15	30	19	15	14	47	18	15	14	21	22	25	▼	240

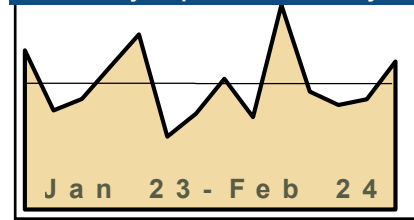
This report reflects data in the case management system. Numbers will update accordingly as reports are refreshed and posted.

Dashboard


Court: Page Circuit
Start/End Date: Jan-23 / Feb-24
2023 Average Month: 239
Jan-Feb 2023: 492
Dispositions Trending: ↔

Circuit/Court ID: 26 226139
Type of Case: Dispositions
2024 Average Month: 246
Jan-Feb 2024 : 492
Overall AVG. Month: 240

Monthly Dispositions Summary



Jan --- Feb Dispositions



Dispositions by Division

Divisions		Jan	Feb	Mar	Apr	May	Jun	Jul	Aug	Sep	Oct	Nov	Dec	Thru Feb	% Change	Total
Total	2024	210	282	-	-	-	-	-	-	-	-	-	-	492	0%	492
	2023	303	189	211	273	334	139	183	249	176	390	225	199	492	↔	2,871
Civil	2024	22	16	-	-	-	-	-	-	-	-	-	-	38	19%	38
	2023	16	16	11	5	21	7	16	14	28	17	22	24	32	▲	197
Criminal	2024	135	213	-	-	-	-	-	-	-	-	-	-	348	21%	348
	2023	199	89	128	200	267	89	119	173	109	317	157	148	288	▲	1,995
Concealed Handgun Permits	2024	43	42	-	-	-	-	-	-	-	-	-	-	85	-43%	85
	2023	72	77	62	57	33	40	35	45	31	43	38	21	149	▼	554
Miscellaneous/ Other	2024	10	10	-	-	-	-	-	-	-	-	-	-	20	-13%	20
	2023	16	7	10	11	13	3	13	17	8	13	8	6	23	▼	125
Others	2024	-	1	-	-	-	-	-	-	-	-	-	-	1	1	1
	2023	-	-	-	-	-	-	-	-	-	-	-	-	0	↔	0

Dispositions by Case Category

Case Categories		Jan	Feb	Mar	Apr	May	Jun	Jul	Aug	Sep	Oct	Nov	Dec	Thru Feb	% Change	Total
Contested Divorce	2024	-	1	-	-	-	-	-	-	-	-	-	-	1	-67%	1
	2023	2	1	1	-	1	1	2	2	4	2	3	3	3	▼	22
Domestic and Family - Level 1	2024	2	-	-	-	-	-	-	-	-	-	-	-	2	-33%	2
	2023	-	3	-	2	-	-	2	-	3	1	-	4	3	▼	15
Domestic and Family - Level 2	2024	7	2	-	-	-	-	-	-	-	-	-	-	9	80%	9
	2023	5	-	1	-	-	1	-	-	8	-	6	7	5	▲	28
Felonies and Related Matters	2024	81	167	-	-	-	-	-	-	-	-	-	-	248	24%	248
	2023	143	57	72	112	210	70	81	88	59	268	118	102	200	▲	1,380
General Civil - Level 1	2024	1	-	-	-	-	-	-	-	-	-	-	-	1	1	1
	2023	-	-	-	-	-	-	-	-	-	-	-	-	0	↔	0
General Civil - Level 2	2024	2	3	-	-	-	-	-	-	-	-	-	-	5	-17%	5
	2023	3	3	3	2	5	1	1	5	2	3	1	-	6	▼	29
General Civil - Level 3	2024	8	6	-	-	-	-	-	-	-	-	-	-	14	367%	14
	2023	2	1	1	1	10	1	-	4	7	3	6	4	3	▲	40
Miscellaneous Civil	2024	51	49	-	-	-	-	-	-	-	-	-	-	100	-42%	100
	2023	87	84	71	65	45	43	47	59	39	55	46	26	171	▼	667
Misdemeanor	2024	54	47	-	-	-	-	-	-	-	-	-	-	101	16%	101
	2023	56	31	39	66	54	16	33	73	35	45	28	47	87	▲	523
Other	2024	-	2	-	-	-	-	-	-	-	-	-	-	2	2	2
	2023	-	-	-	-	-	-	-	-	-	-	-	1	0	↔	1
Other Criminally Related Matters	2024	-	-	-	-	-	-	-	-	-	-	-	-	0	-100%	0
	2023	-	2	17	22	3	3	5	12	15	4	11	1	2	▼	95
Probates/Wills & Trusts - Level 2	2024	-	2	-	-	-	-	-	-	-	-	-	-	2	0%	2
	2023	-	2	-	-	-	1	1	1	1	-	-	1	2	↔	7
Uncontested Divorce	2024	4	3	-	-	-	-	-	-	-	-	-	-	7	-30%	7
	2023	5	5	6	3	6	2	11	5	3	9	6	3	10	▼	64

PLN-CCMS-10.11 CASELOAD STATISTICS OF THE CIRCUIT COURTS

Rockingham

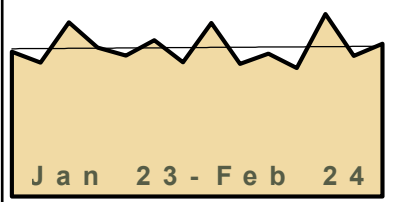
January 2023 -- February 2024 Dispositions

Alexandria and Fairfax Circuit are not Included in State Totals

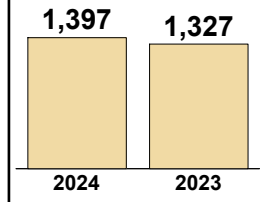
Dashboard

Court: Rockingham Circuit
Circuit/Court ID: 26 226165
Start/End Date: Jan-23 / Feb-24
Type of Case: Dispositions
2023 Average Month: 712
2024 Average Month: 699
Jan-Feb 2023: 1,327
Jan-Feb 2024 : 1,397
Dispositions Trending: ▲
Overall AVG. Month: 710

Monthly Dispositions Summary



Jan --- Feb Dispositions



Dispositions by Division

Divisions		Jan	Feb	Mar	Apr	May	Jun	Jul	Aug	Sep	Oct	Nov	Dec	Thru Feb	% Change	Total
Total	2024	670	727	-	-	-	-	-	-	-	-	-	-	1,397	5%	1,397
	2023	689	638	829	710	672	744	639	826	632	681	612	869	1,327	▲	8,541
Civil	2024	54	48	-	-	-	-	-	-	-	-	-	-	102	-14%	102
	2023	58	61	85	66	58	77	86	62	74	63	63	70	119	▼	823
Criminal	2024	261	280	-	-	-	-	-	-	-	-	-	-	541	12%	541
	2023	278	203	332	262	232	382	268	374	234	307	257	292	481	▲	3,421
Concealed Handgun Permits	2024	186	188	-	-	-	-	-	-	-	-	-	-	374	-3%	374
	2023	170	215	232	213	236	156	147	172	173	170	173	153	385	▼	2,210
Miscellaneous/ Other	2024	169	211	-	-	-	-	-	-	-	-	-	-	380	11%	380
	2023	183	159	180	168	146	129	138	218	151	140	119	354	342	▲	2,085
Others	2024	-	-	-	-	-	-	-	-	-	-	-	-	0	0	0
	2023	-	-	-	1	-	-	-	-	-	1	-	-	0	↔	2

Dispositions by Case Category

Case Categories		Jan	Feb	Mar	Apr	May	Jun	Jul	Aug	Sep	Oct	Nov	Dec	Thru Feb	% Change	Total
Administrative Law	2024	-	1	-	-	-	-	-	-	-	-	-	-	1	1	1
	2023	-	-	-	2	1	-	2	-	-	-	1	-	0	↔	6
Capital Murder	2024	-	4	-	-	-	-	-	-	-	-	-	-	4	300%	4
	2023	-	1	-	-	-	-	-	-	-	-	-	-	1	▲	1
Contested Divorce	2024	6	10	-	-	-	-	-	-	-	-	-	-	16	-16%	16
	2023	9	10	16	9	10	11	9	9	6	8	10	15	19	▼	122
Domestic and Family - Level 1	2024	2	2	-	-	-	-	-	-	-	-	-	-	4	-85%	4
	2023	5	22	12	11	8	5	29	4	10	15	2	9	27	▼	132
Domestic and Family - Level 2	2024	12	-	-	-	-	-	-	-	-	-	-	-	12	100%	12
	2023	3	3	6	1	4	14	5	2	5	2	1	4	6	▲	50
Felonies and Related Matters	2024	201	228	-	-	-	-	-	-	-	-	-	-	429	18%	429
	2023	221	144	255	185	177	308	218	302	176	236	183	217	365	▲	2,622
General Civil - Level 1	2024	-	1	-	-	-	-	-	-	-	-	-	-	1	-67%	1
	2023	3	-	-	-	-	-	-	3	3	1	-	-	3	▼	10
General Civil - Level 2	2024	12	14	-	-	-	-	-	-	-	-	-	-	26	53%	26
	2023	9	8	11	13	15	12	10	12	14	7	14	14	17	▲	139
General Civil - Level 3	2024	10	4	-	-	-	-	-	-	-	-	-	-	14	8%	14
	2023	5	8	7	8	9	4	5	7	8	9	5	8	13	▲	83
Miscellaneous Civil	2024	227	244	-	-	-	-	-	-	-	-	-	-	471	0%	471
	2023	217	252	281	271	275	191	189	241	229	210	202	189	469	▲	2,747
Misdemeanor	2024	49	44	-	-	-	-	-	-	-	-	-	-	93	-6%	93
	2023	47	52	70	72	44	66	44	65	44	64	59	62	99	▼	689
Other	2024	122	149	-	-	-	-	-	-	-	-	-	-	271	11%	271
	2023	131	113	126	106	99	89	93	142	90	94	86	312	244	▲	1,481
Other Criminally Related Matters	2024	11	4	-	-	-	-	-	-	-	-	-	-	15	-12%	15
	2023	11	6	8	5	11	8	6	7	14	7	15	13	17	▼	111
Probates/Wills & Trusts - Level 1	2024	-	1	-	-	-	-	-	-	-	-	-	-	1	1	1
	2023	-	-	-	-	1	-	-	-	-	-	-	-	0	↔	1
Probates/Wills & Trusts - Level 2	2024	1	3	-	-	-	-	-	-	-	-	-	-	4	100%	4
	2023	2	-	6	3	2	2	2	3	3	3	4	1	2	▲	31
Protective Orders	2024	-	-	-	-	-	-	-	-	-	-	-	-	0	-100%	0
	2023	-	2	2	-	1	3	7	3	-	3	1	1	2	▼	23
Uncontested Divorce	2024	17	18	-	-	-	-	-	-	-	-	-	-	35	-19%	35
	2023	26	17	29	24	15	31	20	26	30	22	29	24	43	▼	293

This report reflects data in the case management system. Numbers will update accordingly as reports are refreshed and posted.

PLN-CCMS-10.11 CASELOAD STATISTICS OF THE CIRCUIT COURTS

Shenandoah

January 2023 -- February 2024 Dispositions


Alexandria and Fairfax Circuit are not Included in State Totals

Dashboard

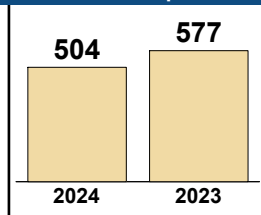
Court: Shenandoah Circuit
Start/End Date: Jan-23 / Feb-24
2023 Average Month: 311
Jan-Feb 2023: 577
Dispositions Trending: ▼

Circuit/Court ID: 26 226171
Type of Case: Dispositions
2024 Average Month: 252
Jan-Feb 2024 : 504
Overall AVG. Month: 303

Monthly Dispositions Summary



Jan --- Feb Dispositions



Dispositions by Division

Divisions		Jan	Feb	Mar	Apr	May	Jun	Jul	Aug	Sep	Oct	Nov	Dec	Thru Feb	% Change	Total
Total	2024	242	262	-	-	-	-	-	-	-	-	-	-	504	-13%	504
	2023	250	327	270	290	296	247	355	429	219	199	303	550	577	▼	3,735
Civil	2024	17	12	-	-	-	-	-	-	-	-	-	-	29	-12%	29
	2023	18	15	43	18	16	37	17	24	15	34	12	23	33	▼	272
Criminal	2024	76	78	-	-	-	-	-	-	-	-	-	-	154	-28%	154
	2023	130	85	99	100	74	77	138	157	87	74	140	273	215	▼	1,434
Concealed Handgun Permits	2024	64	112	-	-	-	-	-	-	-	-	-	-	176	-30%	176
	2023	56	196	90	105	171	77	132	76	68	58	121	90	252	▼	1,240
Miscellaneous/ Other	2024	81	53	-	-	-	-	-	-	-	-	-	-	134	74%	134
	2023	46	31	38	67	35	56	65	166	49	33	30	164	77	▲	780
Others	2024	4	7	-	-	-	-	-	-	-	-	-	-	11	11	11
	2023	-	-	-	-	-	-	3	6	-	-	-	-	0	↔	9

Dispositions by Case Category

Case Categories		Jan	Feb	Mar	Apr	May	Jun	Jul	Aug	Sep	Oct	Nov	Dec	Thru Feb	% Change	Total
Administrative Law	2024	-	-	-	-	-	-	-	-	-	-	-	-	0	0	0
	2023	-	-	-	-	-	1	-	-	-	-	-	-	0	↔	1
Capital Murder	2024	-	-	-	-	-	-	-	-	-	-	-	-	0	-100%	0
	2023	8	-	1	-	-	-	-	-	-	-	-	-	8	▼	9
Contested Divorce	2024	4	2	-	-	-	-	-	-	-	-	-	-	6	100%	6
	2023	3	-	9	3	2	6	2	1	1	3	3	4	3	▲	37
Domestic and Family - Level 1	2024	-	1	-	-	-	-	-	-	-	-	-	-	1	-95%	1
	2023	11	11	13	-	4	3	3	12	-	10	2	6	22	▼	75
Domestic and Family - Level 2	2024	-	-	-	-	-	-	-	-	-	-	-	-	0	-100%	0
	2023	2	-	-	3	2	3	-	1	-	4	1	1	2	▼	17
Felonies and Related Matters	2024	49	56	-	-	-	-	-	-	-	-	-	-	105	-39%	105
	2023	113	59	74	54	61	46	66	121	73	60	112	151	172	▼	990
General Civil - Level 1	2024	-	-	-	-	-	-	-	-	-	-	-	-	0	0	0
	2023	-	-	-	-	-	1	-	-	-	-	-	-	0	↔	1
General Civil - Level 2	2024	5	6	-	-	-	-	-	-	-	-	-	-	11	450%	11
	2023	-	2	4	1	6	9	3	1	5	4	1	-	2	▲	36
General Civil - Level 3	2024	6	3	-	-	-	-	-	-	-	-	-	-	9	350%	9
	2023	2	-	1	1	-	4	-	1	1	2	1	2	2	▲	15
Miscellaneous Civil	2024	76	129	-	-	-	-	-	-	-	-	-	-	205	-27%	205
	2023	70	211	102	118	179	97	153	95	75	70	129	99	281	▼	1,398
Misdemeanor	2024	27	17	-	-	-	-	-	-	-	-	-	-	44	57%	44
	2023	8	20	24	34	13	23	69	35	16	11	27	118	28	▲	398
Other	2024	70	42	-	-	-	-	-	-	-	-	-	-	112	167%	112
	2023	28	14	26	55	24	31	48	153	39	22	22	155	42	▲	617
Other Criminally Related Matters	2024	-	5	-	-	-	-	-	-	-	-	-	-	5	-29%	5
	2023	1	6	-	15	-	10	3	3	-	3	1	4	7	▼	46
Probates/Wills & Trusts - Level 1	2024	-	-	-	-	-	-	-	-	-	-	-	-	0	0	0
	2023	-	-	-	-	-	-	1	-	2	-	-	-	0	↔	3
Probates/Wills & Trusts - Level 2	2024	-	-	-	-	-	-	-	-	-	-	-	-	0	-100%	0
	2023	1	-	1	1	1	1	2	-	-	2	-	2	1	▼	11
Protective Orders	2024	-	-	-	-	-	-	-	-	-	-	-	-	0	0	0
	2023	-	-	-	-	-	-	-	-	-	-	-	1	0	↔	1
Uncontested Divorce	2024	5	1	-	-	-	-	-	-	-	-	-	-	6	-14%	6
	2023	3	4	15	5	4	12	5	6	7	8	4	7	7	▼	80

This report reflects data in the case management system. Numbers will update accordingly as reports are refreshed and posted.

PLN-CCMS-10.11 CASELOAD STATISTICS OF THE CIRCUIT COURTS

Warren

January 2023 -- February 2024 Dispositions


Alexandria and Fairfax Circuit are not Included in State Totals

Dashboard

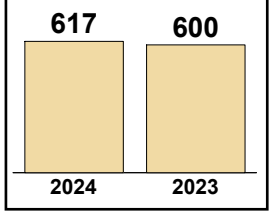
Court: Warren Circuit
Start/End Date: Jan-23 / Feb-24
2023 Average Month: 333
Jan-Feb 2023: 600
Dispositions Trending: ▲

Circuit/Court ID: 26 226187
Type of Case: Dispositions
2024 Average Month: 309
Jan-Feb 2024 : 617
Overall AVG. Month: 329

Monthly Dispositions Summary



Jan --- Feb Dispositions



Dispositions by Division

Divisions		Jan	Feb	Mar	Apr	May	Jun	Jul	Aug	Sep	Oct	Nov	Dec	Thru Feb	% Change	Total
Total	2024	332	285	-	-	-	-	-	-	-	-	-	-	617	3%	617
	2023	328	272	522	282	409	280	292	328	278	345	276	383	600	▲	3,995
Civil	2024	19	27	-	-	-	-	-	-	-	-	-	-	46	-18%	46
	2023	27	29	61	39	70	36	43	60	37	41	21	18	56	▼	482
Criminal	2024	149	103	-	-	-	-	-	-	-	-	-	-	252	-6%	252
	2023	147	122	147	135	157	117	104	117	143	103	102	157	269	▼	1,551
Concealed Handgun Permits	2024	88	86	-	-	-	-	-	-	-	-	-	-	174	-1%	174
	2023	105	70	159	36	105	61	68	74	26	108	75	62	175	▼	949
Miscellaneous/ Other	2024	73	69	-	-	-	-	-	-	-	-	-	-	142	42%	142
	2023	49	51	155	72	77	66	76	75	72	92	78	146	100	▲	1,009
Others	2024	3	-	-	-	-	-	-	-	-	-	-	-	3	3	3
	2023	-	-	-	-	-	-	1	2	-	1	-	-	0	↔	4

Dispositions by Case Category

Case Categories		Jan	Feb	Mar	Apr	May	Jun	Jul	Aug	Sep	Oct	Nov	Dec	Thru Feb	% Change	Total
Administrative Law	2024	-	1	-	-	-	-	-	-	-	-	-	-	1	1	1
	2023	-	-	-	3	1	-	1	-	-	-	-	-	0	↔	5
Contested Divorce	2024	3	3	-	-	-	-	-	-	-	-	-	-	6	-14%	6
	2023	6	1	3	3	11	6	7	6	4	1	4	-	7	▼	52
Domestic and Family - Level 1	2024	4	10	-	-	-	-	-	-	-	-	-	-	14	-7%	14
	2023	4	11	13	2	16	2	5	7	9	20	4	2	15	▼	95
Domestic and Family - Level 2	2024	2	1	-	-	-	-	-	-	-	-	-	-	3	200%	3
	2023	1	-	2	12	5	2	2	6	2	1	1	2	1	▲	36
Felonies and Related Matters	2024	106	74	-	-	-	-	-	-	-	-	-	-	180	-9%	180
	2023	110	88	98	106	121	73	83	85	113	71	80	121	198	▼	1,149
General Civil - Level 2	2024	3	2	-	-	-	-	-	-	-	-	-	-	5	-55%	5
	2023	7	4	14	3	12	14	10	20	3	7	2	3	11	▼	99
General Civil - Level 3	2024	-	2	-	-	-	-	-	-	-	-	-	-	2	-75%	2
	2023	2	6	12	7	2	5	6	1	11	8	2	2	8	▼	64
Miscellaneous Civil	2024	111	106	-	-	-	-	-	-	-	-	-	-	217	5%	217
	2023	120	87	205	70	128	85	94	109	57	139	95	77	207	▲	1,266
Misdemeanor	2024	34	23	-	-	-	-	-	-	-	-	-	-	57	14%	57
	2023	32	18	42	26	22	26	19	23	24	25	22	30	50	▲	309
Other	2024	54	49	-	-	-	-	-	-	-	-	-	-	103	63%	103
	2023	32	31	103	34	51	38	46	41	40	59	58	130	63	▲	663
Other Criminally Related Matters	2024	9	6	-	-	-	-	-	-	-	-	-	-	15	-29%	15
	2023	5	16	7	3	14	18	2	10	7	7	-	6	21	▼	95
Probates/Wills & Trusts - Level 1	2024	-	-	-	-	-	-	-	-	-	-	-	-	0	-100%	0
	2023	-	2	-	-	-	-	-	-	-	-	-	-	2	▼	2
Probates/Wills & Trusts - Level 2	2024	-	2	-	-	-	-	-	-	-	-	-	-	2	-33%	2
	2023	2	1	1	1	4	4	3	2	1	1	2	4	3	▼	26
Uncontested Divorce	2024	6	6	-	-	-	-	-	-	-	-	-	-	12	-14%	12
	2023	7	7	22	12	22	7	14	18	7	6	6	6	14	▼	134

This report reflects data in the case management system. Numbers will update accordingly as reports are refreshed and posted.

PLN-CCMS-10.11 CASELOAD STATISTICS OF THE CIRCUIT COURTS

Winchester

January 2023 -- February 2024 Dispositions


Alexandria and Fairfax Circuit are not Included in State Totals

Dashboard

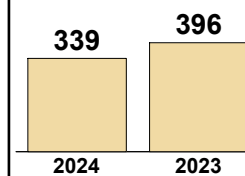
Court: Winchester Circuit
Start/End Date: Jan-23 / Feb-24
2023 Average Month: 196
Jan-Feb 2023: 396
Dispositions Trending: ▼

Circuit/Court ID: 26 226840
Type of Case: Dispositions
2024 Average Month: 170
Jan-Feb 2024 : 339
Overall AVG. Month: 192

Monthly Dispositions Summary



Jan --- Feb Dispositions



Dispositions by Division

Divisions		Jan	Feb	Mar	Apr	May	Jun	Jul	Aug	Sep	Oct	Nov	Dec	Thru Feb	% Change	Total
Total	2024	165	174	-	-	-	-	-	-	-	-	-	-	339	-14%	339
	2023	190	206	199	221	223	181	163	185	208	205	186	182	396	▼	2,349
Civil	2024	14	23	-	-	-	-	-	-	-	-	-	-	37	-20%	37
	2023	21	25	22	16	51	22	9	26	23	19	36	22	46	▼	292
Criminal	2024	101	88	-	-	-	-	-	-	-	-	-	-	189	-21%	189
	2023	112	127	120	152	81	93	110	104	144	145	95	108	239	▼	1,391
Concealed Handgun Permits	2024	22	22	-	-	-	-	-	-	-	-	-	-	44	-32%	44
	2023	38	27	24	27	23	16	15	15	18	15	20	21	65	▼	259
Miscellaneous/ Other	2024	28	40	-	-	-	-	-	-	-	-	-	-	68	55%	68
	2023	17	27	31	26	66	50	29	35	23	25	34	30	44	▲	393
Others	2024	-	1	-	-	-	-	-	-	-	-	-	-	1	-50%	1
	2023	2	-	2	-	2	-	-	5	-	1	1	1	2	▼	14

Dispositions by Case Category

Case Categories		Jan	Feb	Mar	Apr	May	Jun	Jul	Aug	Sep	Oct	Nov	Dec	Thru Feb	% Change	Total
Administrative Law	2024	-	-	-	-	1	-	-	-	-	1	-	-	0	0	0
	2023	-	-	-	-	-	-	-	-	-	-	-	-	0	↔	2
Capital Murder	2024	-	-	-	-	-	-	-	-	-	-	-	-	0	0	0
	2023	-	-	-	2	-	-	1	-	-	-	-	-	0	↔	3
Contested Divorce	2024	1	1	-	-	-	-	-	-	-	-	-	-	2	-33%	2
	2023	2	1	2	2	8	-	2	6	-	3	4	3	3	▼	33
Domestic and Family - Level 1	2024	-	-	-	-	-	-	-	-	-	-	-	-	0	-100%	0
	2023	4	2	4	4	10	1	-	3	6	10	17	-	6	▼	61
Domestic and Family - Level 2	2024	-	-	-	-	-	-	-	-	-	-	-	-	0	-100%	0
	2023	1	-	6	2	2	1	1	3	3	1	3	1	1	▼	24
Felonies and Related Matters	2024	73	71	-	-	-	-	-	-	-	-	-	-	144	-17%	144
	2023	71	102	89	111	68	87	96	87	104	105	68	89	173	▼	1,077
General Civil - Level 1	2024	-	1	-	-	-	-	-	-	-	-	-	-	1	0%	1
	2023	-	1	1	-	5	-	-	1	1	-	1	2	1	↔	12
General Civil - Level 2	2024	2	7	-	-	-	-	-	-	-	-	-	-	9	0%	9
	2023	1	8	6	5	7	6	1	4	3	2	2	4	9	↔	49
General Civil - Level 3	2024	2	2	-	-	-	-	-	-	-	-	-	-	4	0%	4
	2023	1	3	1	1	4	2	-	-	-	-	2	1	4	↔	15
Miscellaneous Civil	2024	25	36	-	-	-	-	-	-	-	-	-	-	61	-23%	61
	2023	42	37	31	38	53	42	28	26	23	21	31	32	79	▼	404
Misdemeanor	2024	22	14	-	-	-	-	-	-	-	-	-	-	36	-41%	36
	2023	39	22	28	32	11	5	10	13	32	40	26	15	61	▼	273
Other	2024	26	28	-	-	-	-	-	-	-	-	-	-	54	64%	54
	2023	15	18	24	13	37	23	15	29	18	20	24	20	33	▲	256
Other Criminally Related Matters	2024	6	3	-	-	-	-	-	-	-	-	-	-	9	29%	9
	2023	2	5	3	7	2	1	3	4	8	-	2	4	7	▲	41
Probates/Wills & Trusts - Level 2	2024	2	2	-	-	-	-	-	-	-	-	-	-	4	-43%	4
	2023	5	2	1	2	5	1	-	1	3	1	-	4	7	▼	25
Protective Orders	2024	1	-	-	-	-	-	-	-	-	-	-	-	1	1	1
	2023	-	-	-	-	-	-	-	-	-	-	-	2	0	↔	2
Uncontested Divorce	2024	5	9	-	-	-	-	-	-	-	-	-	-	14	17%	14
	2023	7	5	3	2	10	12	6	8	6	2	6	5	12	▲	72

This report reflects data in the case management system. Numbers will update accordingly as reports are refreshed and posted.

PLN-CCMS-10.11 CASELOAD STATISTICS OF THE CIRCUIT COURTS

Bland

January 2023 -- February 2024 Dispositions


Alexandria and Fairfax Circuit are not Included in State Totals

Dashboard

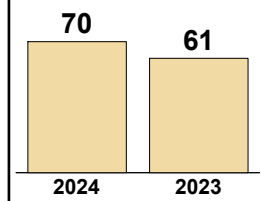
Court: Bland Circuit
Start/End Date: Jan-23 / Feb-24
2023 Average Month: 39
Jan-Feb 2023: 61
Dispositions Trending: ▲

Circuit/Court ID: 27 227021
Type of Case: Dispositions
2024 Average Month: 35
Jan-Feb 2024 : 70
Overall AVG. Month: 38

Monthly Dispositions Summary



Jan --- Feb Dispositions



Dispositions by Division

Divisions		Jan	Feb	Mar	Apr	May	Jun	Jul	Aug	Sep	Oct	Nov	Dec	Thru Feb	% Change	Total
Total	2024	26	44	-	-	-	-	-	-	-	-	-	-	70	15%	70
	2023	26	35	65	49	42	56	15	40	26	46	31	37	61	▲	468
Civil	2024	2	6	-	-	-	-	-	-	-	-	-	-	8	33%	8
	2023	1	5	-	7	1	8	1	7	2	9	2	5	6	▲	48
Criminal	2024	10	9	-	-	-	-	-	-	-	-	-	-	19	280%	19
	2023	-	5	13	8	4	23	1	15	2	9	2	11	5	▲	93
Concealed Handgun Permits	2024	12	27	-	-	-	-	-	-	-	-	-	-	39	-13%	39
	2023	22	23	49	29	33	18	11	13	20	24	25	16	45	▼	283
Miscellaneous/ Other	2024	2	2	-	-	-	-	-	-	-	-	-	-	4	-20%	4
	2023	3	2	3	5	4	7	2	5	2	4	2	5	5	▼	44

Dispositions by Case Category

Case Categories		Jan	Feb	Mar	Apr	May	Jun	Jul	Aug	Sep	Oct	Nov	Dec	Thru Feb	% Change	Total
Administrative Law	2024	-	-	-	-	-	-	-	-	-	-	-	-	0	0	0
	2023	-	-	-	-	-	-	-	-	1	-	-	-	0	↔	1
Capital Murder	2024	1	-	-	-	-	-	-	-	-	-	-	-	1	1	1
	2023	-	-	-	-	-	-	-	-	-	-	-	-	0	↔	0
Contested Divorce	2024	1	2	-	-	-	-	-	-	-	-	-	-	3	3	3
	2023	-	-	-	1	-	2	1	3	-	2	-	-	0	↔	9
Domestic and Family - Level 1	2024	-	-	-	-	-	-	-	-	-	-	-	-	0	0	0
	2023	-	-	-	1	-	4	-	-	-	2	-	-	0	↔	7
Domestic and Family - Level 2	2024	-	-	-	-	-	-	-	-	-	-	-	-	0	-100%	0
	2023	-	2	-	-	-	-	-	-	1	-	1	1	2	▼	5
Felonies and Related Matters	2024	8	9	-	-	-	-	-	-	-	-	-	-	17	467%	17
	2023	-	3	11	8	4	23	1	12	2	6	2	6	3	▲	78
General Civil - Level 2	2024	2	2	-	-	-	-	-	-	-	-	-	-	4	33%	4
	2023	1	2	-	2	-	-	-	1	1	2	-	2	3	▲	11
General Civil - Level 3	2024	-	2	-	-	-	-	-	-	-	-	-	-	2	100%	2
	2023	-	1	-	-	-	-	-	2	-	1	-	1	1	▲	5
Miscellaneous Civil	2024	13	28	-	-	-	-	-	-	-	-	-	-	41	-16%	41
	2023	24	25	52	33	37	25	12	17	21	27	27	21	49	▼	321
Misdemeanor	2024	1	-	-	-	-	-	-	-	-	-	-	-	1	-50%	1
	2023	-	2	2	-	-	-	-	-	-	2	-	5	2	▼	11
Other	2024	-	-	-	-	-	-	-	-	-	-	-	-	0	0	0
	2023	-	-	-	1	-	-	-	-	-	-	-	-	0	↔	1
Other Criminally Related Matters	2024	-	-	-	-	-	-	-	-	-	-	-	-	0	0	0
	2023	-	-	-	-	-	-	-	3	-	1	-	-	0	↔	4
Probates/Wills & Trusts - Level 2	2024	-	-	-	-	-	-	-	-	-	-	-	-	0	0	0
	2023	-	-	-	-	1	-	1	-	-	-	-	1	0	↔	3
Uncontested Divorce	2024	-	1	-	-	-	-	-	-	-	-	-	-	1	0%	1
	2023	1	-	-	3	-	2	-	2	-	3	1	-	1	↔	12

This report reflects data in the case management system. Numbers will update accordingly as reports are refreshed and posted.

PLN-CCMS-10.11 CASELOAD STATISTICS OF THE CIRCUIT COURTS

Carroll

January 2023 -- February 2024 Dispositions


Alexandria and Fairfax Circuit are not Included in State Totals

Dashboard

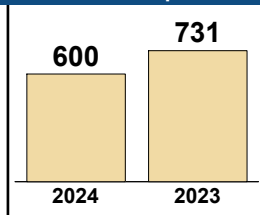
Court: Carroll Circuit
Start/End Date: Jan-23 / Feb-24
2023 Average Month: 324
Jan-Feb 2023: 731
Dispositions Trending: ▼

Circuit/Court ID: 27 227035
Type of Case: Dispositions
2024 Average Month: 300
Jan-Feb 2024 : 600
Overall AVG. Month: 320

Monthly Dispositions Summary



Jan --- Feb Dispositions



Dispositions by Division

Divisions		Jan	Feb	Mar	Apr	May	Jun	Jul	Aug	Sep	Oct	Nov	Dec	Thru Feb	% Change	Total
Total	2024	253	347	-	-	-	-	-	-	-	-	-	-	600	-18%	600
	2023	370	361	374	361	333	287	335	433	286	263	251	228	731	▼	3,882
Civil	2024	8	26	-	-	-	-	-	-	-	-	-	-	34	-23%	34
	2023	31	13	17	29	10	57	35	37	23	35	21	17	44	▼	325
Criminal	2024	74	114	-	-	-	-	-	-	-	-	-	-	188	-42%	188
	2023	135	191	125	161	162	90	147	262	123	152	98	96	326	▼	1,742
Concealed Handgun Permits	2024	141	86	-	-	-	-	-	-	-	-	-	-	227	-16%	227
	2023	157	113	184	127	117	96	111	75	101	34	97	53	270	▼	1,265
Miscellaneous/ Other	2024	30	121	-	-	-	-	-	-	-	-	-	-	151	66%	151
	2023	47	44	48	43	44	44	42	59	39	42	35	62	91	▲	549
Others	2024	-	-	-	-	-	-	-	-	-	-	-	-	0	0	0
	2023	-	-	-	1	-	-	-	-	-	-	-	-	0	↔	1

Dispositions by Case Category

Case Categories		Jan	Feb	Mar	Apr	May	Jun	Jul	Aug	Sep	Oct	Nov	Dec	Thru Feb	% Change	Total
Administrative Law	2024	-	-	-	-	-	-	-	-	-	-	-	-	0	0	0
	2023	-	-	-	-	-	-	-	-	1	-	-	-	0	↔	1
Capital Murder	2024	-	-	-	-	-	-	-	-	-	-	-	-	0	0	0
	2023	-	-	-	-	-	-	-	2	-	-	-	-	0	↔	2
Contested Divorce	2024	1	1	-	-	-	-	-	-	-	-	-	-	2	-71%	2
	2023	5	2	3	3	2	6	5	1	1	4	3	3	7	▼	38
Domestic and Family - Level 1	2024	-	4	-	-	-	-	-	-	-	-	-	-	4	-80%	4
	2023	16	4	2	3	1	25	5	8	4	9	-	-	20	▼	77
Domestic and Family - Level 2	2024	-	2	-	-	-	-	-	-	-	-	-	-	2	-50%	2
	2023	3	1	3	7	1	7	1	1	1	3	3	3	4	▼	34
Felonies and Related Matters	2024	62	94	-	-	-	-	-	-	-	-	-	-	156	-42%	156
	2023	106	163	101	135	130	54	116	215	95	132	86	61	269	▼	1,394
General Civil - Level 1	2024	-	2	-	-	-	-	-	-	-	-	-	-	2	2	2
	2023	-	-	-	-	-	1	-	1	2	-	-	1	0	↔	5
General Civil - Level 2	2024	2	5	-	-	-	-	-	-	-	-	-	-	7	133%	7
	2023	2	1	1	3	-	5	3	6	2	7	6	3	3	▲	39
General Civil - Level 3	2024	1	5	-	-	-	-	-	-	-	-	-	-	6	6	6
	2023	-	-	1	2	1	4	1	5	3	2	1	1	0	↔	21
Miscellaneous Civil	2024	145	96	-	-	-	-	-	-	-	-	-	-	241	-20%	241
	2023	177	123	202	150	130	110	129	96	114	48	112	64	300	▼	1,455
Misdemeanor	2024	12	13	-	-	-	-	-	-	-	-	-	-	25	-39%	25
	2023	21	20	18	13	8	18	17	38	14	16	12	16	41	▼	211
Other	2024	27	109	-	-	-	-	-	-	-	-	-	-	136	123%	136
	2023	27	34	29	20	32	28	24	38	25	28	21	51	61	▲	357
Other Criminally Related Matters	2024	-	7	-	-	-	-	-	-	-	-	-	-	7	-56%	7
	2023	8	8	6	13	24	18	15	7	14	4	-	19	16	▼	136
Probates/Wills & Trusts - Level 1	2024	-	1	-	-	-	-	-	-	-	-	-	-	1	1	1
	2023	-	-	-	-	-	2	-	-	-	1	-	-	0	↔	3
Probates/Wills & Trusts - Level 2	2024	-	-	-	-	-	-	-	-	-	-	-	-	0	0	0
	2023	-	-	-	4	-	-	2	4	1	5	-	-	0	↔	16
Uncontested Divorce	2024	3	8	-	-	-	-	-	-	-	-	-	-	11	10%	11
	2023	5	5	8	8	4	9	17	11	9	4	7	6	10	▲	93

This report reflects data in the case management system. Numbers will update accordingly as reports are refreshed and posted.

PLN-CCMS-10.11 CASELOAD STATISTICS OF THE CIRCUIT COURTS

Floyd

January 2023 -- February 2024 Dispositions


Alexandria and Fairfax Circuit are not Included in State Totals

Dashboard

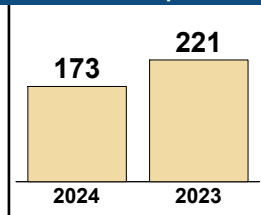
Court: Floyd Circuit
Start/End Date: Jan-23 / Feb-24
2023 Average Month: 92
Jan-Feb 2023: 221
Dispositions Trending: ▼

Circuit/Court ID: 27 227063
Type of Case: Dispositions
2024 Average Month: 87
Jan-Feb 2024 : 173
Overall AVG. Month: 91

Monthly Dispositions Summary



Jan --- Feb Dispositions



Dispositions by Division

Divisions		Jan	Feb	Mar	Apr	May	Jun	Jul	Aug	Sep	Oct	Nov	Dec	Thru Feb	% Change	Total
Total	2024	74	99	-	-	-	-	-	-	-	-	-	-	173	-22%	173
	2023	118	103	116	96	90	91	47	98	67	115	83	76	221	▼	1,100
Civil	2024	12	16	-	-	-	-	-	-	-	-	-	-	28	47%	28
	2023	12	7	7	14	13	6	4	7	12	11	4	12	19	▲	109
Criminal	2024	20	32	-	-	-	-	-	-	-	-	-	-	52	-42%	52
	2023	28	62	31	34	35	31	6	47	24	55	46	35	90	▼	434
Concealed Handgun Permits	2024	30	46	-	-	-	-	-	-	-	-	-	-	76	-16%	76
	2023	68	23	70	39	26	47	29	34	26	33	29	21	91	▼	445
Miscellaneous/ Other	2024	12	5	-	-	-	-	-	-	-	-	-	-	17	-19%	17
	2023	10	11	8	9	16	7	8	10	5	16	4	8	21	▼	112

Dispositions by Case Category

Case Categories		Jan	Feb	Mar	Apr	May	Jun	Jul	Aug	Sep	Oct	Nov	Dec	Thru Feb	% Change	Total
Contested Divorce	2024	4	1	-	-	-	-	-	-	-	-	-	-	5	67%	5
	2023	2	1	-	3	2	-	2	1	2	1	-	2	3	▲	16
Domestic and Family - Level 1	2024	1	10	-	-	-	-	-	-	-	-	-	-	11	120%	11
	2023	5	-	1	-	4	-	-	-	2	4	-	2	5	▲	18
Domestic and Family - Level 2	2024	-	-	-	-	-	-	-	-	-	-	-	-	0	-100%	0
	2023	1	1	1	4	2	2	-	1	1	1	-	-	2	▼	14
Felonies and Related Matters	2024	8	16	-	-	-	-	-	-	-	-	-	-	24	-29%	24
	2023	10	24	15	28	29	22	4	36	22	37	29	26	34	▼	282
General Civil - Level 2	2024	7	1	-	-	-	-	-	-	-	-	-	-	8	167%	8
	2023	2	1	1	3	2	2	1	2	-	2	1	4	3	▲	21
General Civil - Level 3	2024	2	1	-	-	-	-	-	-	-	-	-	-	3	200%	3
	2023	1	-	1	-	5	1	1	-	1	1	1	-	1	▲	12
Miscellaneous Civil	2024	38	50	-	-	-	-	-	-	-	-	-	-	88	-21%	88
	2023	77	34	78	48	35	53	36	44	31	48	32	27	111	▼	543
Misdemeanor	2024	11	13	-	-	-	-	-	-	-	-	-	-	24	-55%	24
	2023	17	36	16	4	6	9	2	11	2	17	17	9	53	▼	146
Other	2024	-	-	-	-	-	-	-	-	-	-	-	-	0	-100%	0
	2023	-	1	-	-	1	1	-	-	1	-	-	-	1	▼	4
Other Criminally Related Matters	2024	1	3	-	-	-	-	-	-	-	-	-	-	4	33%	4
	2023	1	2	-	2	-	-	-	-	-	1	-	-	3	▲	6
Probates/Wills & Trusts - Level 1	2024	-	-	-	-	-	-	-	-	-	-	-	-	0	0	0
	2023	-	-	-	-	-	-	-	-	1	-	-	-	0	↔	1
Probates/Wills & Trusts - Level 2	2024	-	1	-	-	-	-	-	-	-	-	-	-	1	-50%	1
	2023	2	-	1	1	1	-	-	1	1	-	1	4	2	▼	12
Protective Orders	2024	-	-	-	-	-	-	-	-	-	-	-	-	0	0	0
	2023	-	-	-	1	1	-	-	-	-	-	-	-	0	↔	2
Uncontested Divorce	2024	2	3	-	-	-	-	-	-	-	-	-	-	5	67%	5
	2023	-	3	2	2	2	1	1	2	3	3	2	2	3	▲	23

This report reflects data in the case management system. Numbers will update accordingly as reports are refreshed and posted.

PLN-CCMS-10.11 CASELOAD STATISTICS OF THE CIRCUIT COURTS

Giles

January 2023 -- February 2024 Dispositions


Alexandria and Fairfax Circuit are not Included in State Totals

Dashboard

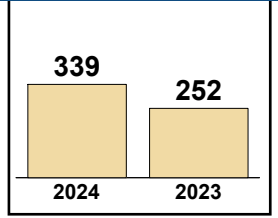
Court: Giles Circuit
Start/End Date: Jan-23 / Feb-24
2023 Average Month: 151
Jan-Feb 2023: 252
Dispositions Trending: ▲

Circuit/Court ID: 27 227071
Type of Case: Dispositions
2024 Average Month: 170
Jan-Feb 2024 : 339
Overall AVG. Month: 154

Monthly Dispositions Summary



Jan --- Feb Dispositions



Dispositions by Division

Divisions		Jan	Feb	Mar	Apr	May	Jun	Jul	Aug	Sep	Oct	Nov	Dec	Thru Feb	% Change	Total
Total	2024	172	167	-	-	-	-	-	-	-	-	-	-	339	35%	339
	2023	147	105	211	150	121	118	193	175	146	131	143	177	252	▲	1,817
Civil	2024	11	25	-	-	-	-	-	-	-	-	-	-	36	16%	36
	2023	17	14	12	16	6	18	62	7	18	24	8	12	31	▲	214
Criminal	2024	88	74	-	-	-	-	-	-	-	-	-	-	162	184%	162
	2023	32	25	80	59	50	38	42	79	74	39	64	56	57	▲	638
Concealed Handgun Permits	2024	29	50	-	-	-	-	-	-	-	-	-	-	79	-32%	79
	2023	76	41	93	48	48	34	33	55	30	29	49	25	117	▼	561
Miscellaneous/ Other	2024	44	18	-	-	-	-	-	-	-	-	-	-	62	35%	62
	2023	22	24	25	27	17	27	56	33	24	39	21	84	46	▲	399
Others	2024	-	-	-	-	-	-	-	-	-	-	-	-	0	-100%	0
	2023	-	1	1	-	-	1	-	1	-	-	1	-	1	▼	5

Dispositions by Case Category

Case Categories		Jan	Feb	Mar	Apr	May	Jun	Jul	Aug	Sep	Oct	Nov	Dec	Thru Feb	% Change	Total
Administrative Law	2024	-	-	-	-	-	-	-	-	-	-	-	-	0	0	0
	2023	-	-	-	-	-	-	2	1	-	-	-	-	0	↔	3
Contested Divorce	2024	1	2	-	-	-	-	-	-	-	-	-	-	3	200%	3
	2023	1	-	2	4	-	2	9	2	1	1	1	2	1	▲	25
Domestic and Family - Level 1	2024	7	13	-	-	-	-	-	-	-	-	-	-	20	-9%	20
	2023	9	13	2	1	5	2	3	-	7	15	2	6	22	▼	65
Domestic and Family - Level 2	2024	-	-	-	-	-	-	-	-	-	-	-	-	0	0	0
	2023	-	-	-	1	-	3	2	-	1	2	1	1	0	↔	11
Felonies and Related Matters	2024	49	52	-	-	-	-	-	-	-	-	-	-	101	216%	101
	2023	16	16	68	34	38	31	25	59	43	22	33	32	32	▲	417
General Civil - Level 1	2024	-	-	-	-	-	-	-	-	-	-	-	-	0	0	0
	2023	-	-	-	1	-	-	2	-	-	-	-	-	0	↔	3
General Civil - Level 2	2024	1	4	-	-	-	-	-	-	-	-	-	-	5	150%	5
	2023	2	-	2	3	-	3	24	2	4	2	1	1	2	▲	44
General Civil - Level 3	2024	-	1	-	-	-	-	-	-	-	-	-	-	1	1	1
	2023	-	-	1	2	-	4	14	-	-	-	-	1	0	↔	22
Miscellaneous Civil	2024	40	51	-	-	-	-	-	-	-	-	-	-	91	-28%	91
	2023	81	46	101	58	50	40	49	61	40	44	53	28	127	▼	651
Misdemeanor	2024	39	18	-	-	-	-	-	-	-	-	-	-	57	200%	57
	2023	14	5	14	22	11	7	16	20	29	17	26	23	19	▲	204
Other	2024	33	16	-	-	-	-	-	-	-	-	-	-	49	32%	49
	2023	17	20	18	15	15	20	21	25	14	24	17	81	37	▲	287
Other Criminally Related Matters	2024	-	4	-	-	-	-	-	-	-	-	-	-	4	-33%	4
	2023	2	4	1	3	1	-	1	-	2	-	5	1	6	▼	20
Probates/Wills & Trusts - Level 1	2024	-	-	-	-	-	-	-	-	-	-	-	-	0	0	0
	2023	-	-	-	-	-	-	1	-	-	-	-	-	0	↔	1
Probates/Wills & Trusts - Level 2	2024	-	1	-	-	-	-	-	-	-	-	-	-	1	-50%	1
	2023	1	1	-	1	1	1	6	-	1	1	2	1	2	▼	16
Protective Orders	2024	-	-	-	-	-	-	-	-	-	-	-	-	0	0	0
	2023	-	-	-	-	-	-	-	1	-	-	-	-	0	↔	1
Uncontested Divorce	2024	2	5	-	-	-	-	-	-	-	-	-	-	7	75%	7
	2023	4	-	2	5	-	5	18	4	4	3	1	1	4	▲	47

This report reflects data in the case management system. Numbers will update accordingly as reports are refreshed and posted.

PLN-CCMS-10.11 CASELOAD STATISTICS OF THE CIRCUIT COURTS

Grayson

January 2023 -- February 2024 Dispositions


Alexandria and Fairfax Circuit are not Included in State Totals

Dashboard

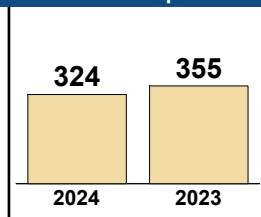
Court: Grayson Circuit
Start/End Date: Jan-23 / Feb-24
2023 Average Month: 179
Jan-Feb 2023: 355
Dispositions Trending: ▼

Circuit/Court ID: 27 227077
Type of Case: Dispositions
2024 Average Month: 162
Jan-Feb 2024 : 324
Overall AVG. Month: 177

Monthly Dispositions Summary



Jan --- Feb Dispositions



Dispositions by Division

Divisions		Jan	Feb	Mar	Apr	May	Jun	Jul	Aug	Sep	Oct	Nov	Dec	Thru Feb	% Change	Total
Total	2024	109	215	-	-	-	-	-	-	-	-	-	-	324	-9%	324
	2023	171	184	272	200	161	234	132	141	158	186	146	165	355	▼	2,150
Civil	2024	13	16	-	-	-	-	-	-	-	-	-	-	29	16%	29
	2023	9	16	8	18	22	39	9	28	22	22	8	28	25	▲	229
Criminal	2024	35	123	-	-	-	-	-	-	-	-	-	-	158	21%	158
	2023	59	72	118	99	58	118	81	46	84	86	87	68	131	▲	976
Concealed Handgun Permits	2024	45	61	-	-	-	-	-	-	-	-	-	-	106	-23%	106
	2023	69	69	113	60	53	55	21	38	38	49	37	47	138	▼	649
Miscellaneous/ Other	2024	16	15	-	-	-	-	-	-	-	-	-	-	31	-49%	31
	2023	34	27	33	23	28	22	21	29	14	28	14	22	61	▼	295
Others	2024	-	-	-	-	-	-	-	-	-	-	-	-	0	0	0
	2023	-	-	-	-	-	-	-	-	-	1	-	-	0	↔	1

Dispositions by Case Category

Case Categories		Jan	Feb	Mar	Apr	May	Jun	Jul	Aug	Sep	Oct	Nov	Dec	Thru Feb	% Change	Total
Capital Murder	2024	-	-	-	-	-	-	-	-	-	-	-	-	0	0	0
	2023	-	-	-	-	-	-	-	-	2	-	-	-	0	↔	2
Contested Divorce	2024	1	1	-	-	-	-	-	-	-	-	-	-	2	0%	2
	2023	2	-	2	2	1	2	1	2	2	1	1	2	2	↔	18
Domestic and Family - Level 1	2024	-	-	-	-	-	-	-	-	-	-	-	-	0	-100%	0
	2023	2	6	-	-	2	23	-	21	3	2	1	13	8	▼	73
Domestic and Family - Level 2	2024	4	1	-	-	-	-	-	-	-	-	-	-	5	400%	5
	2023	-	1	1	1	2	2	-	2	5	3	-	1	1	▲	18
Felonies and Related Matters	2024	27	89	-	-	-	-	-	-	-	-	-	-	116	23%	116
	2023	39	55	96	80	47	90	61	33	65	70	64	49	94	▲	749
General Civil - Level 1	2024	-	-	-	-	-	-	-	-	-	-	-	-	0	0	0
	2023	-	-	-	-	-	-	-	1	1	-	-	-	0	↔	2
General Civil - Level 2	2024	1	1	-	-	-	-	-	-	-	-	-	-	2	-82%	2
	2023	8	3	1	5	3	3	-	-	1	7	-	2	11	▼	33
General Civil - Level 3	2024	-	12	-	-	-	-	-	-	-	-	-	-	12	200%	12
	2023	1	3	2	6	5	2	2	1	2	2	2	2	4	▲	30
Miscellaneous Civil	2024	46	65	-	-	-	-	-	-	-	-	-	-	111	-24%	111
	2023	71	76	120	66	63	64	25	43	44	55	41	56	147	▼	724
Misdemeanor	2024	6	32	-	-	-	-	-	-	-	-	-	-	38	31%	38
	2023	15	14	21	19	8	26	18	13	14	16	19	19	29	▲	202
Other	2024	16	11	-	-	-	-	-	-	-	-	-	-	27	-41%	27
	2023	27	19	26	17	17	14	20	23	10	16	11	17	46	▼	217
Other Criminally Related Matters	2024	2	2	-	-	-	-	-	-	-	-	-	-	4	-50%	4
	2023	5	3	1	-	3	3	2	-	4	2	4	1	8	▼	28
Probates/Wills & Trusts - Level 1	2024	-	-	-	-	-	-	-	-	-	-	-	-	0	0	0
	2023	-	-	-	-	-	1	-	-	-	-	-	-	0	↔	1
Probates/Wills & Trusts - Level 2	2024	1	1	-	-	-	-	-	-	-	-	-	-	2	2	2
	2023	-	-	-	-	7	3	-	-	3	2	-	-	0	↔	15
Protective Orders	2024	1	-	-	-	-	-	-	-	-	-	-	-	1	1	1
	2023	-	-	-	-	-	-	-	-	-	-	-	-	0	↔	0
Uncontested Divorce	2024	4	-	-	-	-	-	-	-	-	-	-	-	4	-20%	4
	2023	1	4	2	4	3	1	3	2	2	10	3	3	5	▼	38

This report reflects data in the case management system. Numbers will update accordingly as reports are refreshed and posted.

PLN-CCMS-10.11 CASELOAD STATISTICS OF THE CIRCUIT COURTS

Montgomery

January 2023 -- February 2024 Dispositions


Alexandria and Fairfax Circuit are not Included in State Totals

Dashboard

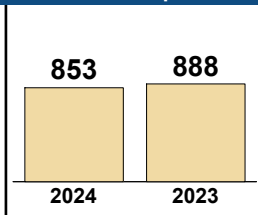
Court: Montgomery Circuit
Start/End Date: Jan-23 / Feb-24
2023 Average Month: 429
Jan-Feb 2023: 888
Dispositions Trending: ▼

Circuit/Court ID: 27 227121
Type of Case: Dispositions
2024 Average Month: 427
Jan-Feb 2024 : 853
Overall AVG. Month: 428

Monthly Dispositions Summary



Jan --- Feb Dispositions



Dispositions by Division

Divisions		Jan	Feb	Mar	Apr	May	Jun	Jul	Aug	Sep	Oct	Nov	Dec	Thru Feb	% Change	Total
Total	2024	355	498	-	-	-	-	-	-	-	-	-	-	853	-4%	853
	2023	432	456	558	395	426	378	417	464	354	419	498	345	888	▼	5,142
Civil	2024	33	42	-	-	-	-	-	-	-	-	-	-	75	-18%	75
	2023	50	42	54	52	37	46	69	50	34	39	38	41	92	▼	552
Criminal	2024	205	246	-	-	-	-	-	-	-	-	-	-	451	0%	451
	2023	184	268	349	187	228	199	228	300	211	255	320	147	452	▼	2,876
Concealed Handgun Permits	2024	82	122	-	-	-	-	-	-	-	-	-	-	204	-23%	204
	2023	156	108	125	100	133	94	82	77	86	96	100	84	264	▼	1,241
Miscellaneous/ Other	2024	35	87	-	-	-	-	-	-	-	-	-	-	122	53%	122
	2023	42	38	30	56	28	39	38	37	23	28	39	73	80	▲	471
Others	2024	-	1	-	-	-	-	-	-	-	-	-	-	1	1	1
	2023	-	-	-	-	-	-	-	-	-	1	1	-	0	↔	2

Dispositions by Case Category

Case Categories		Jan	Feb	Mar	Apr	May	Jun	Jul	Aug	Sep	Oct	Nov	Dec	Thru Feb	% Change	Total
Administrative Law	2024	-	-	-	-	-	-	-	-	-	-	-	-	0	-100%	0
	2023	1	-	-	-	-	-	-	-	-	-	-	-	1	▼	1
Contested Divorce	2024	4	7	-	-	-	-	-	-	-	-	-	-	11	57%	11
	2023	-	7	4	8	5	10	8	8	7	4	8	7	7	▲	76
Domestic and Family - Level 1	2024	1	3	-	-	-	-	-	-	-	-	-	-	4	-82%	4
	2023	16	6	5	7	6	2	18	4	-	4	6	10	22	▼	84
Domestic and Family - Level 2	2024	3	2	-	-	-	-	-	-	-	-	-	-	5	-29%	5
	2023	5	2	4	3	2	2	2	3	1	2	1	-	7	▼	27
Felonies and Related Matters	2024	125	173	-	-	-	-	-	-	-	-	-	-	298	-4%	298
	2023	123	186	196	116	168	137	137	205	132	166	205	82	309	▼	1,853
General Civil - Level 1	2024	2	2	-	-	-	-	-	-	-	-	-	-	4	100%	4
	2023	-	2	1	1	-	2	1	-	-	-	-	2	2	▲	10
General Civil - Level 2	2024	11	11	-	-	-	-	-	-	-	-	-	-	22	47%	22
	2023	9	6	11	5	7	4	10	9	1	5	3	9	15	▲	79
General Civil - Level 3	2024	6	8	-	-	-	-	-	-	-	-	-	-	14	-7%	14
	2023	9	6	11	2	5	4	19	10	9	8	-	4	15	▼	87
Miscellaneous Civil	2024	103	150	-	-	-	-	-	-	-	-	-	-	253	-18%	253
	2023	179	129	148	143	153	121	109	108	103	115	127	104	308	▼	1,539
Misdemeanor	2024	67	67	-	-	-	-	-	-	-	-	-	-	134	6%	134
	2023	51	75	144	62	55	56	77	88	77	76	100	53	126	▲	914
Other	2024	9	58	-	-	-	-	-	-	-	-	-	-	67	103%	67
	2023	17	16	4	9	8	11	8	3	4	8	13	50	33	▲	151
Other Criminally Related Matters	2024	13	6	-	-	-	-	-	-	-	-	-	-	19	12%	19
	2023	10	7	9	9	5	7	14	7	2	13	15	12	17	▲	110
Probates/Wills & Trusts - Level 1	2024	-	-	-	-	-	-	-	-	-	-	-	-	0	0	0
	2023	-	-	-	-	-	-	1	-	-	-	-	1	0	↔	2
Probates/Wills & Trusts - Level 2	2024	-	1	-	-	-	-	-	-	-	-	-	-	1	-67%	1
	2023	2	1	3	5	1	3	1	1	-	-	3	1	3	▼	21
Protective Orders	2024	-	-	-	-	-	-	-	-	-	-	-	-	0	0	0
	2023	-	-	-	-	-	-	-	-	-	-	1	-	0	↔	1
Uncontested Divorce	2024	11	10	-	-	-	-	-	-	-	-	-	-	21	-9%	21
	2023	10	13	18	25	11	19	12	18	18	18	14	11	23	▼	187

This report reflects data in the case management system. Numbers will update accordingly as reports are refreshed and posted.

PLN-CCMS-10.11 CASELOAD STATISTICS OF THE CIRCUIT COURTS

Pulaski

January 2023 -- February 2024 Dispositions


Alexandria and Fairfax Circuit are not Included in State Totals

Dashboard

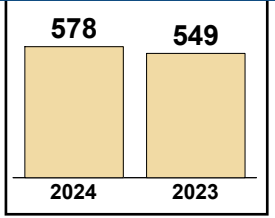
Court: Pulaski Circuit
Start/End Date: Jan-23 / Feb-24
2023 Average Month: 279
Jan-Feb 2023: 549
Dispositions Trending: ▲

Circuit/Court ID: 27 227155
Type of Case: Dispositions
2024 Average Month: 289
Jan-Feb 2024 : 578
Overall AVG. Month: 280

Monthly Dispositions Summary



Jan --- Feb Dispositions



Dispositions by Division

Divisions		Jan	Feb	Mar	Apr	May	Jun	Jul	Aug	Sep	Oct	Nov	Dec	Thru Feb	% Change	Total
Total	2024	279	299	-	-	-	-	-	-	-	-	-	-	578	5%	578
	2023	213	336	432	193	281	348	250	319	272	230	281	192	549	▲	3,347
Civil	2024	20	35	-	-	-	-	-	-	-	-	-	-	55	-2%	55
	2023	30	26	31	21	51	18	22	22	21	24	23	20	56	▼	309
Criminal	2024	151	178	-	-	-	-	-	-	-	-	-	-	329	3%	329
	2023	116	202	191	108	146	246	114	205	193	120	172	116	318	▲	1,929
Concealed Handgun Permits	2024	100	75	-	-	-	-	-	-	-	-	-	-	175	17%	175
	2023	50	100	197	51	50	73	103	74	50	75	75	50	150	▲	948
Miscellaneous/ Other	2024	8	11	-	-	-	-	-	-	-	-	-	-	19	-17%	19
	2023	15	8	13	13	34	11	11	18	8	11	11	6	23	▼	159
Others	2024	-	-	-	-	-	-	-	-	-	-	-	-	0	-100%	0
	2023	2	-	-	-	-	-	-	-	-	-	-	-	2	▼	2

Dispositions by Case Category

Case Categories		Jan	Feb	Mar	Apr	May	Jun	Jul	Aug	Sep	Oct	Nov	Dec	Thru Feb	% Change	Total
Administrative Law	2024	-	1	-	-	-	-	-	-	-	-	-	-	1	1	1
	2023	-	-	-	1	-	-	-	-	-	-	-	-	0	↔	1
Capital Murder	2024	-	-	-	-	-	-	-	-	-	-	-	-	0	0	0
	2023	-	-	-	-	-	-	-	1	-	-	-	-	0	↔	1
Contested Divorce	2024	3	4	-	-	-	-	-	-	-	-	-	-	7	-22%	7
	2023	4	5	5	2	6	-	1	4	4	4	1	2	9	▼	38
Domestic and Family - Level 1	2024	5	6	-	-	-	-	-	-	-	-	-	-	11	-39%	11
	2023	5	13	12	13	8	5	6	8	2	8	5	4	18	▼	89
Domestic and Family - Level 2	2024	-	3	-	-	-	-	-	-	-	-	-	-	3	-25%	3
	2023	4	-	-	-	2	-	1	-	1	-	-	-	4	▼	8
Felonies and Related Matters	2024	116	109	-	-	-	-	-	-	-	-	-	-	225	2%	225
	2023	73	147	139	78	93	191	87	136	156	93	109	80	220	▲	1,382
General Civil - Level 1	2024	-	-	-	-	-	-	-	-	-	-	-	-	0	0	0
	2023	-	-	-	-	2	-	-	-	-	2	-	-	0	↔	4
General Civil - Level 2	2024	1	1	-	-	-	-	-	-	-	-	-	-	2	-75%	2
	2023	7	1	1	1	8	1	4	2	3	1	3	3	8	▼	35
General Civil - Level 3	2024	3	4	-	-	-	-	-	-	-	-	-	-	7	40%	7
	2023	2	3	4	-	8	1	3	2	4	2	2	-	5	▲	31
Miscellaneous Civil	2024	108	87	-	-	-	-	-	-	-	-	-	-	195	13%	195
	2023	66	107	209	63	78	86	112	92	56	90	85	57	173	▲	1,101
Misdemeanor	2024	27	63	-	-	-	-	-	-	-	-	-	-	90	17%	90
	2023	29	48	44	23	39	53	23	59	32	26	54	32	77	▲	462
Other	2024	-	-	-	-	-	-	-	-	-	-	-	-	0	-100%	0
	2023	2	-	-	-	3	-	-	-	-	-	-	1	2	▼	6
Other Criminally Related Matters	2024	8	6	-	-	-	-	-	-	-	-	-	-	14	-36%	14
	2023	14	8	8	7	14	2	4	9	5	1	9	4	22	▼	85
Probates/Wills & Trusts - Level 1	2024	-	1	-	-	-	-	-	-	-	-	-	-	1	1	1
	2023	-	-	-	-	-	-	-	-	1	-	-	-	0	↔	1
Probates/Wills & Trusts - Level 2	2024	1	4	-	-	-	-	-	-	-	-	-	-	5	400%	5
	2023	1	-	2	1	4	1	-	-	-	1	-	3	1	▲	13
Protective Orders	2024	-	3	-	-	-	-	-	-	-	-	-	-	3	0%	3
	2023	1	2	1	-	6	3	2	1	-	-	8	-	3	↔	24
Uncontested Divorce	2024	7	7	-	-	-	-	-	-	-	-	-	-	14	100%	14
	2023	5	2	7	4	10	5	7	5	6	4	5	6	7	▲	66

This report reflects data in the case management system. Numbers will update accordingly as reports are refreshed and posted.

PLN-CCMS-10.11 CASELOAD STATISTICS OF THE CIRCUIT COURTS

January 2023 -- February 2024 Dispositions

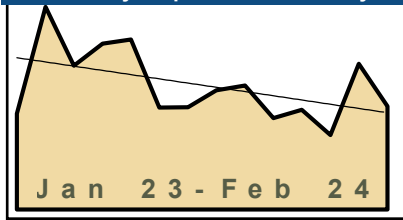
Alexandria and Fairfax Circuit are not Included in State Totals

Dashboard

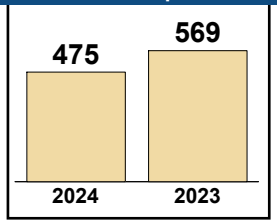
Court: Wythe Circuit
Start/End Date: Jan-23 / Feb-24
2023 Average Month: 237
Jan-Feb 2023: 569
Dispositions Trending: ▼

Circuit/Court ID: 27 227197
Type of Case: Dispositions
2024 Average Month: 238
Jan-Feb 2024 : 475
Overall AVG. Month: 237

Monthly Dispositions Summary



Jan --- Feb Dispositions



Dispositions by Division

Divisions		Jan	Feb	Mar	Apr	May	Jun	Jul	Aug	Sep	Oct	Nov	Dec	Thru Feb	% Change	Total
Total	2024	278	197	-	-	-	-	-	-	-	-	-	-	475	-17%	475
	2023	183	386	274	316	324	194	195	227	236	174	190	142	569	▼	2,841
Civil	2024	18	20	-	-	-	-	-	-	-	-	-	-	38	6%	38
	2023	11	25	21	28	22	32	29	32	24	17	23	24	36	▲	288
Criminal	2024	145	73	-	-	-	-	-	-	-	-	-	-	218	-15%	218
	2023	67	188	95	154	200	66	87	111	124	60	101	59	255	▼	1,312
Concealed Handgun Permits	2024	99	87	-	-	-	-	-	-	-	-	-	-	186	-25%	186
	2023	89	158	131	114	87	78	60	67	70	81	57	49	247	▼	1,041
Miscellaneous/ Other	2024	15	17	-	-	-	-	-	-	-	-	-	-	32	3%	32
	2023	16	15	27	20	15	18	19	17	18	16	9	10	31	▲	200
Others	2024	1	-	-	-	-	-	-	-	-	-	-	-	1	1	1
	2023	-	-	-	-	-	-	-	-	-	-	-	-	0	↔	0

Dispositions by Case Category


Case Categories		Jan	Feb	Mar	Apr	May	Jun	Jul	Aug	Sep	Oct	Nov	Dec	Thru Feb	% Change	Total
Contested Divorce	2024	2	2	-	-	-	-	-	-	-	-	-	-	4	-50%	4
	2023	1	7	1	1	2	13	6	4	6	3	3	5	8	▼	52
Domestic and Family - Level 1	2024	4	1	-	-	-	-	-	-	-	-	-	-	5	67%	5
	2023	-	3	15	11	6	1	-	4	2	3	1	-	3	▲	46
Domestic and Family - Level 2	2024	1	1	-	-	-	-	-	-	-	-	-	-	2	100%	2
	2023	-	1	-	2	-	-	-	1	1	-	1	-	1	▲	6
Felonies and Related Matters	2024	108	55	-	-	-	-	-	-	-	-	-	-	163	-20%	163
	2023	61	144	65	124	156	53	63	87	98	39	82	50	205	▼	1,022
General Civil - Level 1	2024	-	-	-	-	-	-	-	-	-	-	-	-	0	-100%	0
	2023	-	1	-	-	-	1	-	-	1	-	-	-	1	▼	3
General Civil - Level 2	2024	3	1	-	-	-	-	-	-	-	-	-	-	4	-56%	4
	2023	4	5	1	1	1	1	2	3	3	1	4	1	9	▼	27
General Civil - Level 3	2024	4	4	-	-	-	-	-	-	-	-	-	-	8	33%	8
	2023	-	6	2	3	4	4	2	8	6	5	3	2	6	▲	45
Miscellaneous Civil	2024	113	107	-	-	-	-	-	-	-	-	-	-	220	-20%	220
	2023	104	171	157	136	104	97	81	85	86	96	71	66	275	▼	1,254
Misdemeanor	2024	36	16	-	-	-	-	-	-	-	-	-	-	52	21%	52
	2023	2	41	25	24	38	7	20	22	22	19	18	8	43	▲	246
Other	2024	2	-	-	-	-	-	-	-	-	-	-	-	2	2	2
	2023	-	-	1	-	-	-	1	1	1	-	-	-	0	↔	4
Other Criminally Related Matters	2024	1	2	-	-	-	-	-	-	-	-	-	-	3	-57%	3
	2023	4	3	5	7	6	6	4	3	4	2	1	1	7	▼	46
Probates/Wills & Trusts - Level 1	2024	-	-	-	-	-	-	-	-	-	-	-	-	0	0	0
	2023	-	-	-	-	-	-	-	1	-	-	-	-	0	↔	1
Probates/Wills & Trusts - Level 2	2024	2	2	-	-	-	-	-	-	-	-	-	-	4	33%	4
	2023	-	3	-	2	3	1	3	-	2	1	2	-	3	▲	17
Uncontested Divorce	2024	2	6	-	-	-	-	-	-	-	-	-	-	8	0%	8
	2023	7	1	2	5	4	10	13	8	4	5	4	9	8	↔	72

Dashboard

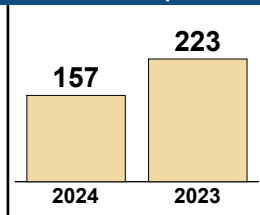
Court: Radford Circuit
Start/End Date: Jan-23 / Feb-24
2023 Average Month: 91
Jan-Feb 2023: 223
Dispositions Trending: ▼

Circuit/Court ID: 27 227750
Type of Case: Dispositions
2024 Average Month: 79
Jan-Feb 2024 : 157
Overall AVG. Month: 90

Monthly Dispositions Summary



Jan --- Feb Dispositions



Dispositions by Division

Divisions		Jan	Feb	Mar	Apr	May	Jun	Jul	Aug	Sep	Oct	Nov	Dec	Thru Feb	% Change	Total
Total	2024	79	78	-	-	-	-	-	-	-	-	-	-	157	-30%	157
	2023	128	95	86	72	84	76	72	110	152	77	68	77	223	▼	1,097
Civil	2024	7	1	-	-	-	-	-	-	-	-	-	-	8	-53%	8
	2023	16	1	5	10	18	6	8	12	8	4	5	5	17	▼	98
Criminal	2024	41	44	-	-	-	-	-	-	-	-	-	-	85	-41%	85
	2023	73	70	54	39	32	40	33	70	121	57	40	51	143	▼	680
Concealed Handgun Permits	2024	27	28	-	-	-	-	-	-	-	-	-	-	55	8%	55
	2023	32	19	18	18	19	26	18	20	19	13	19	16	51	▲	237
Miscellaneous/ Other	2024	4	5	-	-	-	-	-	-	-	-	-	-	9	-25%	9
	2023	7	5	9	5	15	4	12	7	4	3	4	5	12	▼	80
Others	2024	-	-	-	-	-	-	-	-	-	-	-	-	0	0	0
	2023	-	-	-	-	-	-	1	1	-	-	-	-	0	↔	2

Dispositions by Case Category

Case Categories		Jan	Feb	Mar	Apr	May	Jun	Jul	Aug	Sep	Oct	Nov	Dec	Thru Feb	% Change	Total
Capital Murder	2024	-	-	-	-	-	-	-	-	-	-	-	-	0	0	0
	2023	-	-	-	-	-	-	-	-	-	1	-	-	0	↔	1
Contested Divorce	2024	1	-	-	-	-	-	-	-	-	-	-	-	1	-50%	1
	2023	2	-	1	-	4	-	-	1	1	2	1	-	2	▼	12
Domestic and Family - Level 1	2024	-	-	-	-	-	-	-	-	-	-	-	-	0	-100%	0
	2023	10	-	-	6	2	2	-	9	2	-	2	-	10	▼	33
Domestic and Family - Level 2	2024	-	-	-	-	-	-	-	-	-	-	-	-	0	-100%	0
	2023	-	1	-	3	1	1	3	-	-	-	1	-	1	▼	10
Felonies and Related Matters	2024	30	29	-	-	-	-	-	-	-	-	-	-	59	-45%	59
	2023	55	52	32	30	19	26	22	50	99	39	26	40	107	▼	490
General Civil - Level 2	2024	1	1	-	-	-	-	-	-	-	-	-	-	2	0%	2
	2023	2	-	3	-	3	-	2	-	1	1	1	4	2	↔	17
General Civil - Level 3	2024	4	-	-	-	-	-	-	-	-	-	-	-	4	4	4
	2023	-	-	1	-	8	-	1	-	-	-	-	-	0	↔	10
Miscellaneous Civil	2024	30	33	-	-	-	-	-	-	-	-	-	-	63	3%	63
	2023	38	23	25	23	29	30	30	26	23	15	23	20	61	▲	305
Misdemeanor	2024	8	15	-	-	-	-	-	-	-	-	-	-	23	-30%	23
	2023	15	18	21	7	12	13	7	20	21	15	13	11	33	▼	173
Other	2024	-	-	-	-	-	-	-	-	-	-	-	-	0	0	0
	2023	-	-	-	-	-	-	1	2	-	-	-	-	0	↔	3
Other Criminally Related Matters	2024	3	-	-	-	-	-	-	-	-	-	-	-	3	0%	3
	2023	3	-	1	2	1	1	4	1	1	2	1	-	3	↔	17
Probates/Wills & Trusts - Level 1	2024	-	-	-	-	-	-	-	-	-	-	-	-	0	0	0
	2023	-	-	-	-	-	-	1	-	-	-	-	-	0	↔	1
Probates/Wills & Trusts - Level 2	2024	-	-	-	-	-	-	-	-	-	-	-	-	0	0	0
	2023	-	-	-	-	-	1	-	-	-	-	-	-	0	↔	1
Protective Orders	2024	-	-	-	-	-	-	-	-	-	-	-	-	0	0	0
	2023	-	-	-	-	-	-	-	-	1	1	-	-	0	↔	2
Uncontested Divorce	2024	2	-	-	-	-	-	-	-	-	-	-	-	2	-50%	2
	2023	3	1	2	1	5	2	1	1	3	1	-	2	4	▼	22

PLN-CCMS-10.11 CASELOAD STATISTICS OF THE CIRCUIT COURTS

Smyth

January 2023 -- February 2024 Dispositions

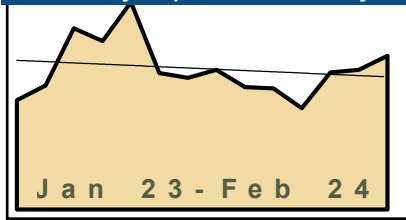
Alexandria and Fairfax Circuit are not Included in State Totals

Dashboard

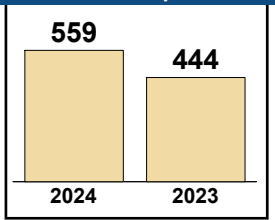
Court: Smyth Circuit
Start/End Date: Jan-23 / Feb-24
2023 Average Month: 267
Jan-Feb 2023: 444
Dispositions Trending: ▲

Circuit/Court ID: 28 228173
Type of Case: Dispositions
2024 Average Month: 280
Jan-Feb 2024 : 559
Overall AVG. Month: 269

Monthly Dispositions Summary



Jan --- Feb Dispositions



Dispositions by Division

Divisions		Jan	Feb	Mar	Apr	May	Jun	Jul	Aug	Sep	Oct	Nov	Dec	Thru Feb	% Change	Total
Total	2024	266	293	-	-	-	-	-	-	-	-	-	-	559	26%	559
	2023	208	236	345	321	395	260	251	266	233	231	193	261	444	▲	3,200
Civil	2024	9	26	-	-	-	-	-	-	-	-	-	-	35	-8%	35
	2023	22	16	28	25	32	22	23	32	46	66	28	19	38	▼	359
Criminal	2024	69	123	-	-	-	-	-	-	-	-	-	-	192	70%	192
	2023	42	71	109	95	86	121	112	111	71	58	60	57	113	▲	993
Concealed Handgun Permits	2024	70	84	-	-	-	-	-	-	-	-	-	-	154	-3%	154
	2023	84	74	149	140	219	62	64	67	65	44	55	55	158	▼	1,078
Miscellaneous/ Other	2024	111	48	-	-	-	-	-	-	-	-	-	-	159	28%	159
	2023	57	67	42	57	47	46	51	44	41	58	39	120	124	▲	669
Others	2024	7	12	-	-	-	-	-	-	-	-	-	-	19	73%	19
	2023	3	8	17	4	11	9	1	12	10	5	11	10	11	▲	101

Dispositions by Case Category

Case Categories		Jan	Feb	Mar	Apr	May	Jun	Jul	Aug	Sep	Oct	Nov	Dec	Thru Feb	% Change	Total
Administrative Law	2024	-	-	-	-	-	-	-	-	-	-	-	-	0	0	0
	2023	-	-	-	-	-	-	-	-	1	1	-	-	0	↔	2
Contested Divorce	2024	1	3	-	-	-	-	-	-	-	-	-	-	4	-43%	4
	2023	6	1	1	4	2	1	5	4	11	11	3	2	7	▼	51
Domestic and Family - Level 1	2024	1	12	-	-	-	-	-	-	-	-	-	-	13	550%	13
	2023	-	2	14	6	10	-	3	2	1	3	-	3	2	▲	44
Domestic and Family - Level 2	2024	1	-	-	-	-	-	-	-	-	-	-	-	1	-83%	1
	2023	3	3	1	1	2	2	2	6	2	9	6	1	6	▼	38
Felonies and Related Matters	2024	62	90	-	-	-	-	-	-	-	-	-	-	152	62%	152
	2023	32	62	93	73	69	100	97	79	42	34	41	34	94	▲	756
General Civil - Level 1	2024	-	-	-	-	-	-	-	-	-	-	-	-	0	0	0
	2023	-	-	-	-	2	-	1	-	-	1	-	1	0	↔	5
General Civil - Level 2	2024	3	1	-	-	-	-	-	-	-	-	-	-	4	100%	4
	2023	1	1	3	3	3	5	2	4	4	13	8	2	2	▲	49
General Civil - Level 3	2024	2	5	-	-	-	-	-	-	-	-	-	-	7	75%	7
	2023	-	4	4	-	4	6	2	9	5	9	1	2	4	▲	46
Miscellaneous Civil	2024	77	99	-	-	-	-	-	-	-	-	-	-	176	-2%	176
	2023	90	89	161	148	235	71	82	79	74	59	62	83	179	▼	1,233
Misdemeanor	2024	7	33	-	-	-	-	-	-	-	-	-	-	40	122%	40
	2023	9	9	15	18	17	21	13	28	28	15	19	18	18	▲	210
Other	2024	107	44	-	-	-	-	-	-	-	-	-	-	151	36%	151
	2023	53	58	43	53	41	43	33	43	40	39	42	101	111	▲	589
Other Criminally Related Matters	2024	-	-	-	-	-	-	-	-	-	-	-	-	0	-100%	0
	2023	1	-	1	4	-	-	3	4	1	9	-	5	1	▼	28
Probates/Wills & Trusts - Level 2	2024	-	2	-	-	-	-	-	-	-	-	-	-	2	-67%	2
	2023	2	4	4	2	1	1	1	2	2	3	1	1	6	▼	24
Uncontested Divorce	2024	5	4	-	-	-	-	-	-	-	-	-	-	9	-36%	9
	2023	11	3	5	9	9	10	7	6	22	25	10	8	14	▼	125

This report reflects data in the case management system. Numbers will update accordingly as reports are refreshed and posted.

PLN-CCMS-10.11 CASELOAD STATISTICS OF THE CIRCUIT COURTS

Washington

January 2023 -- February 2024 Dispositions


Alexandria and Fairfax Circuit are not Included in State Totals

Dashboard

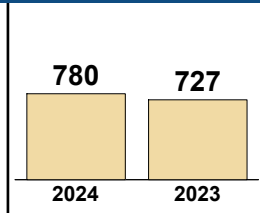
Court: Washington Circuit
Start/End Date: Jan-23 / Feb-24
2023 Average Month: 424
Jan-Feb 2023: 727
Dispositions Trending: ▲

Circuit/Court ID: 28 228191
Type of Case: Dispositions
2024 Average Month: 390
Jan-Feb 2024 : 780
Overall AVG. Month: 419

Monthly Dispositions Summary



Jan --- Feb Dispositions



Dispositions by Division

Divisions		Jan	Feb	Mar	Apr	May	Jun	Jul	Aug	Sep	Oct	Nov	Dec	Thru Feb	% Change	Total
Total	2024	323	457	-	-	-	-	-	-	-	-	-	-	780	7%	780
	2023	340	387	437	434	329	577	513	446	382	371	334	540	727	▲	5,090
Civil	2024	30	20	-	-	-	-	-	-	-	-	-	-	50	-22%	50
	2023	37	27	40	44	50	47	40	50	79	28	28	20	64	▼	490
Criminal	2024	142	208	-	-	-	-	-	-	-	-	-	-	350	29%	350
	2023	118	154	190	119	135	211	260	209	107	128	191	113	272	▲	1,935
Concealed Handgun Permits	2024	80	192	-	-	-	-	-	-	-	-	-	-	272	-3%	272
	2023	127	153	137	218	83	263	145	96	124	159	55	233	280	▼	1,793
Miscellaneous/ Other	2024	66	37	-	-	-	-	-	-	-	-	-	-	103	-7%	103
	2023	58	53	70	53	61	56	68	91	71	55	58	170	111	▼	864
Others	2024	5	-	-	-	-	-	-	-	-	-	-	-	5	5	5
	2023	-	-	-	-	-	-	-	-	1	1	2	4	0	↔	8

Dispositions by Case Category

Case Categories		Jan	Feb	Mar	Apr	May	Jun	Jul	Aug	Sep	Oct	Nov	Dec	Thru Feb	% Change	Total
Administrative Law	2024	-	-	-	-	-	-	-	-	-	-	-	-	0	0	0
	2023	-	-	-	-	-	-	-	-	3	-	-	-	0	↔	3
Capital Murder	2024	-	-	-	-	-	-	-	-	-	-	-	-	0	-100%	0
	2023	3	-	-	-	-	-	-	-	-	1	-	-	3	▼	4
Contested Divorce	2024	1	-	-	-	-	-	-	-	-	-	-	-	1	-75%	1
	2023	2	2	5	3	4	2	2	3	8	4	4	2	4	▼	41
Domestic and Family - Level 1	2024	5	-	-	-	-	-	-	-	-	-	-	-	5	-38%	5
	2023	7	1	5	7	16	5	4	1	1	12	-	-	8	▼	59
Domestic and Family - Level 2	2024	-	3	-	-	-	-	-	-	-	-	-	-	3	-63%	3
	2023	4	4	2	6	5	3	2	2	6	2	-	2	8	▼	38
Felonies and Related Matters	2024	105	153	-	-	-	-	-	-	-	-	-	-	258	12%	258
	2023	102	128	139	96	109	164	229	153	77	95	119	90	230	▲	1,501
General Civil - Level 1	2024	-	-	-	-	-	-	-	-	-	-	-	-	0	-100%	0
	2023	1	-	-	2	-	1	2	-	-	-	-	-	1	▼	6
General Civil - Level 2	2024	11	6	-	-	-	-	-	-	-	-	-	-	17	-6%	17
	2023	10	8	7	9	4	8	5	13	16	2	6	2	18	▼	90
General Civil - Level 3	2024	3	2	-	-	-	-	-	-	-	-	-	-	5	25%	5
	2023	1	3	5	2	2	12	5	12	13	3	-	1	4	▲	59
Miscellaneous Civil	2024	99	214	-	-	-	-	-	-	-	-	-	-	313	-1%	313
	2023	144	172	159	241	113	293	179	136	149	175	73	248	316	▼	2,082
Misdemeanor	2024	25	54	-	-	-	-	-	-	-	-	-	-	79	114%	79
	2023	12	25	43	20	25	39	30	37	30	32	72	19	37	▲	384
Other	2024	53	18	-	-	-	-	-	-	-	-	-	-	71	-9%	71
	2023	44	34	47	30	36	30	36	52	43	38	48	165	78	▼	603
Other Criminally Related Matters	2024	12	2	-	-	-	-	-	-	-	-	-	-	14	250%	14
	2023	3	1	9	3	3	8	1	19	-	-	-	4	4	▲	51
Probates/Wills & Trusts - Level 1	2024	-	-	-	-	-	-	-	-	-	-	-	-	0	0	0
	2023	-	-	1	-	-	2	-	1	6	1	-	-	0	↔	11
Probates/Wills & Trusts - Level 2	2024	2	1	-	-	-	-	-	-	-	-	-	-	3	50%	3
	2023	2	-	2	4	2	1	3	4	3	-	1	1	2	▲	23
Protective Orders	2024	-	1	-	-	-	-	-	-	-	-	-	-	1	-50%	1
	2023	-	2	1	-	-	-	2	4	-	1	1	-	2	▼	11
Uncontested Divorce	2024	7	3	-	-	-	-	-	-	-	-	-	-	10	-17%	10
	2023	5	7	12	11	10	9	13	9	27	5	10	6	12	▼	124

This report reflects data in the case management system. Numbers will update accordingly as reports are refreshed and posted.

PLN-CCMS-10.11 CASELOAD STATISTICS OF THE CIRCUIT COURTS

Bristol

January 2023 -- February 2024 Dispositions

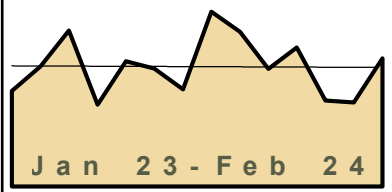
Alexandria and Fairfax Circuit are not Included in State Totals

Dashboard

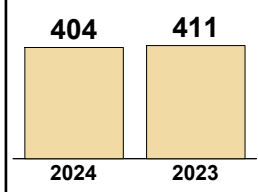
Court: Bristol Circuit
Start/End Date: Jan-23 / Feb-24
2023 Average Month: 233
Jan-Feb 2023: 411
Dispositions Trending: ⇌

Circuit/Court ID: 28 228520
Type of Case: Dispositions
2024 Average Month: 202
Jan-Feb 2024 : 404
Overall AVG. Month: 228

Monthly Dispositions Summary



Jan --- Feb Dispositions



Dispositions by Division

Divisions		Jan	Feb	Mar	Apr	May	Jun	Jul	Aug	Sep	Oct	Nov	Dec	Thru Feb	% Change	Total
Total	2024	160	244	-	-	-	-	-	-	-	-	-	-	404	-2%	404
	2023	182	229	297	156	239	225	185	333	295	224	265	164	411	▼	2,794
Civil	2024	18	28	-	-	-	-	-	-	-	-	-	-	46	44%	46
	2023	13	19	14	15	16	12	16	23	15	10	14	18	32	▲	185
Criminal	2024	64	172	-	-	-	-	-	-	-	-	-	-	236	8%	236
	2023	98	120	192	69	150	99	58	224	232	115	175	95	218	▲	1,627
Concealed Handgun Permits	2024	24	7	-	-	-	-	-	-	-	-	-	-	31	-47%	31
	2023	24	35	44	29	27	6	33	19	12	16	12	17	59	▼	274
Miscellaneous/ Other	2024	54	37	-	-	-	-	-	-	-	-	-	-	91	-10%	91
	2023	47	54	47	42	46	107	78	67	36	83	64	34	101	▼	705
Others	2024	-	-	-	-	-	-	-	-	-	-	-	-	0	-100%	0
	2023	-	1	-	1	-	1	-	-	-	-	-	-	1	▼	3

Dispositions by Case Category

Case Categories		Jan	Feb	Mar	Apr	May	Jun	Jul	Aug	Sep	Oct	Nov	Dec	Thru Feb	% Change	Total
Administrative Law	2024	-	-	-	-	-	-	-	-	-	-	-	-	0	0	0
	2023	-	-	-	-	-	1	-	-	1	1	-	-	0	↔	3
Contested Divorce	2024	2	5	-	-	-	-	-	-	-	-	-	-	7	133%	7
	2023	2	1	2	-	1	1	1	2	2	3	-	1	3	▲	16
Domestic and Family - Level 1	2024	5	6	-	-	-	-	-	-	-	-	-	-	11	11	11
	2023	-	-	-	6	-	5	1	-	1	-	1	6	0	↔	20
Domestic and Family - Level 2	2024	-	1	-	-	-	-	-	-	-	-	-	-	1	0%	1
	2023	1	-	-	1	4	6	-	3	-	1	1	1	1	↔	18
Felonies and Related Matters	2024	53	134	-	-	-	-	-	-	-	-	-	-	187	11%	187
	2023	80	89	153	47	124	78	43	176	193	82	137	71	169	▲	1,273
General Civil - Level 1	2024	-	-	-	-	-	-	-	-	-	-	-	-	0	0	0
	2023	-	-	-	-	1	-	-	1	-	-	-	-	0	↔	2
General Civil - Level 2	2024	2	2	-	-	-	-	-	-	-	-	-	-	4	-43%	4
	2023	5	2	3	2	3	2	7	4	1	2	4	2	7	▼	37
General Civil - Level 3	2024	4	3	-	-	-	-	-	-	-	-	-	-	7	17%	7
	2023	4	2	4	3	3	14	1	7	1	17	6	2	6	▲	64
Miscellaneous Civil	2024	52	27	-	-	-	-	-	-	-	-	-	-	79	-6%	79
	2023	39	45	52	48	46	62	78	56	20	50	31	38	84	▼	565
Misdemeanor	2024	10	35	-	-	-	-	-	-	-	-	-	-	45	10%	45
	2023	16	25	37	18	26	16	9	38	37	29	38	12	41	▲	301
Other	2024	26	18	-	-	-	-	-	-	-	-	-	-	44	-42%	44
	2023	29	47	38	23	27	33	34	28	30	31	41	13	76	▼	374
Other Criminally Related Matters	2024	1	3	-	-	-	-	-	-	-	-	-	-	4	-50%	4
	2023	2	6	2	4	-	5	6	10	2	4	-	13	8	▼	54
Probates/Wills & Trusts - Level 2	2024	-	1	-	-	-	-	-	-	-	-	-	-	1	1	1
	2023	-	-	1	-	-	1	-	-	1	1	-	2	0	↔	6
Uncontested Divorce	2024	5	9	-	-	-	-	-	-	-	-	-	-	14	-13%	14
	2023	4	12	5	4	4	1	5	8	6	3	6	3	16	▼	61

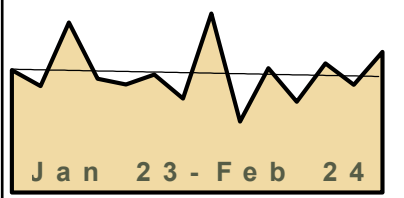
This report reflects data in the case management system. Numbers will update accordingly as reports are refreshed and posted.

Dashboard

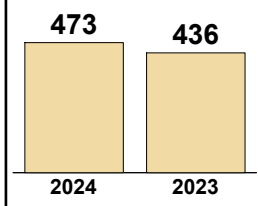
Court: Buchanan Circuit
Start/End Date: Jan-23 / Feb-24
2023 Average Month: 227
Jan-Feb 2023: 436
Dispositions Trending: ▲

Circuit/Court ID: 29 229027
Type of Case: Dispositions
2024 Average Month: 237
Jan-Feb 2024 : 473
Overall AVG. Month: 228

Monthly Dispositions Summary



Jan --- Feb Dispositions



Dispositions by Division

Divisions		Jan	Feb	Mar	Apr	May	Jun	Jul	Aug	Sep	Oct	Nov	Dec	Thru Feb	% Change	Total
Total	2024	205	268	-	-	-	-	-	-	-	-	-	-	473	8%	473
	2023	233	203	324	217	206	225	179	341	135	237	173	246	436	▲	2,719
Civil	2024	6	16	-	-	-	-	-	-	-	-	-	-	22	-31%	22
	2023	14	18	20	13	19	9	11	18	2	12	8	8	32	▼	152
Criminal	2024	137	180	-	-	-	-	-	-	-	-	-	-	317	5%	317
	2023	173	130	202	152	87	157	113	261	80	145	132	184	303	▲	1,816
Concealed Handgun Permits	2024	53	56	-	-	-	-	-	-	-	-	-	-	109	30%	109
	2023	40	44	86	48	90	50	50	54	51	53	30	45	84	▲	641
Miscellaneous/ Other	2024	9	16	-	-	-	-	-	-	-	-	-	-	25	47%	25
	2023	6	11	16	4	10	9	5	8	2	27	3	9	17	▲	110

Dispositions by Case Category

Case Categories		Jan	Feb	Mar	Apr	May	Jun	Jul	Aug	Sep	Oct	Nov	Dec	Thru Feb	% Change	Total
Administrative Law	2024	-	-	-	-	-	-	-	-	-	-	-	-	0	0	0
	2023	-	-	-	-	1	-	-	-	-	-	-	-	0	↔	1
Capital Murder	2024	-	2	-	-	-	-	-	-	-	-	-	-	2	2	2
	2023	-	-	-	-	-	-	-	-	-	-	-	-	0	↔	0
Contested Divorce	2024	2	1	-	-	-	-	-	-	-	-	-	-	3	3	3
	2023	-	-	2	1	1	1	1	3	1	3	-	1	0	↔	14
Domestic and Family - Level 1	2024	-	6	-	-	-	-	-	-	-	-	-	-	6	0%	6
	2023	4	2	6	1	5	-	4	3	-	2	-	-	6	↔	27
Domestic and Family - Level 2	2024	1	1	-	-	-	-	-	-	-	-	-	-	2	-67%	2
	2023	1	5	-	2	2	1	1	3	-	1	2	-	6	▼	18
Felonies and Related Matters	2024	107	140	-	-	-	-	-	-	-	-	-	-	247	24%	247
	2023	120	80	157	103	64	119	81	193	69	114	86	154	200	▲	1,340
General Civil - Level 1	2024	-	2	-	-	-	-	-	-	-	-	-	-	2	2	2
	2023	-	-	-	-	-	-	1	-	-	-	-	-	0	↔	1
General Civil - Level 2	2024	2	3	-	-	-	-	-	-	-	-	-	-	5	-38%	5
	2023	4	4	4	7	6	6	-	7	-	5	4	3	8	▼	50
General Civil - Level 3	2024	1	4	-	-	-	-	-	-	-	-	-	-	5	400%	5
	2023	1	-	3	-	-	4	1	1	-	1	1	1	1	▲	13
Miscellaneous Civil	2024	61	69	-	-	-	-	-	-	-	-	-	-	130	30%	130
	2023	45	55	99	52	99	55	55	60	53	77	31	50	100	▲	731
Misdemeanor	2024	30	35	-	-	-	-	-	-	-	-	-	-	65	-22%	65
	2023	45	38	33	38	19	38	27	53	10	30	42	28	83	▼	401
Other	2024	-	-	-	-	-	-	-	-	-	-	-	-	0	-100%	0
	2023	1	-	-	-	-	-	-	1	-	-	-	-	1	▼	2
Other Criminally Related Matters	2024	-	3	-	-	-	-	-	-	-	-	-	-	3	-85%	3
	2023	8	12	12	11	4	-	5	15	1	1	4	2	20	▼	75
Probates/Wills & Trusts - Level 1	2024	-	-	-	-	-	-	-	-	-	-	-	-	0	0	0
	2023	-	-	-	-	-	-	1	-	-	-	-	-	0	↔	1
Probates/Wills & Trusts - Level 2	2024	-	1	-	-	-	-	-	-	-	-	-	-	1	1	1
	2023	-	-	-	-	2	-	1	-	-	-	-	1	0	↔	4
Protective Orders	2024	1	-	-	-	-	-	-	-	-	-	-	-	1	1	1
	2023	-	-	1	-	-	-	-	-	-	-	-	-	0	↔	3
Uncontested Divorce	2024	-	1	-	-	-	-	-	-	-	-	-	-	1	-91%	1
	2023	4	7	7	2	3	1	1	2	1	3	3	4	11	▼	38


This report reflects data in the case management system. Numbers will update accordingly as reports are refreshed and posted.

Dashboard

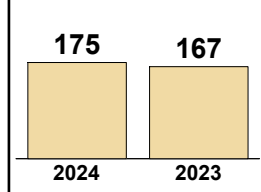
Court: Dickenson Circuit
Start/End Date: Jan-23 / Feb-24
2023 Average Month: 104
Jan-Feb 2023: 167
Dispositions Trending: ▲

Circuit/Court ID: 29 229051
Type of Case: Dispositions
2024 Average Month: 88
Jan-Feb 2024 : 175
Overall AVG. Month: 101

Monthly Dispositions Summary



Jan --- Feb Dispositions



Dispositions by Division

Divisions		Jan	Feb	Mar	Apr	May	Jun	Jul	Aug	Sep	Oct	Nov	Dec	Thru Feb	% Change	Total
Total	2024	81	94	-	-	-	-	-	-	-	-	-	-	175	5%	175
	2023	94	73	132	119	54	137	55	164	55	102	91	169	167	▲	1,245
Civil	2024	2	1	-	-	-	-	-	-	-	-	-	-	3	-84%	3
	2023	13	6	17	8	13	6	9	16	2	13	7	7	19	▼	117
Criminal	2024	38	45	-	-	-	-	-	-	-	-	-	-	83	19%	83
	2023	45	25	53	73	14	98	22	100	22	29	45	91	70	▲	617
Concealed Handgun Permits	2024	36	41	-	-	-	-	-	-	-	-	-	-	77	18%	77
	2023	31	34	53	36	21	24	19	31	19	46	31	35	65	▲	380
Miscellaneous/ Other	2024	5	7	-	-	-	-	-	-	-	-	-	-	12	-8%	12
	2023	5	8	9	2	6	8	5	17	12	14	8	36	13	▼	130
Others	2024	-	-	-	-	-	-	-	-	-	-	-	-	0	0	0
	2023	-	-	-	-	-	1	-	-	-	-	-	-	0	↔	1

Dispositions by Case Category

Case Categories		Jan	Feb	Mar	Apr	May	Jun	Jul	Aug	Sep	Oct	Nov	Dec	Thru Feb	% Change	Total
Contested Divorce	2024	-	1	-	-	-	-	-	-	-	-	-	-	1	-67%	1
	2023	2	1	-	-	1	1	2	2	-	4	1	2	3	▼	16
Domestic and Family - Level 1	2024	-	-	-	-	-	-	-	-	-	-	-	-	0	-100%	0
	2023	4	-	2	-	-	3	2	1	-	-	2	-	4	▼	14
Domestic and Family - Level 2	2024	-	-	-	-	-	-	-	-	-	-	-	-	0	-100%	0
	2023	-	1	1	2	-	-	-	4	2	-	-	-	1	▼	10
Felonies and Related Matters	2024	23	41	-	-	-	-	-	-	-	-	-	-	64	7%	64
	2023	38	22	47	59	11	87	14	80	19	26	33	76	60	▲	512
General Civil - Level 2	2024	-	-	-	-	-	-	-	-	-	-	-	-	0	-100%	0
	2023	-	1	3	1	4	-	-	1	-	1	2	3	1	▼	16
General Civil - Level 3	2024	1	-	-	-	-	-	-	-	-	-	-	-	1	-80%	1
	2023	3	2	2	1	1	-	3	-	-	2	-	1	5	▼	15
Miscellaneous Civil	2024	39	42	-	-	-	-	-	-	-	-	-	-	81	19%	81
	2023	32	36	55	37	22	25	20	33	22	53	35	38	68	▲	408
Misdemeanor	2024	15	4	-	-	-	-	-	-	-	-	-	-	19	90%	19
	2023	7	3	5	14	3	10	5	18	2	3	10	15	10	▲	95
Other	2024	2	6	-	-	-	-	-	-	-	-	-	-	8	-27%	8
	2023	5	6	5	1	5	8	4	16	9	7	4	31	11	▼	101
Other Criminally Related Matters	2024	-	-	-	-	-	-	-	-	-	-	-	-	0	0	0
	2023	-	-	1	-	-	1	3	2	1	-	2	-	0	↔	10
Probates/Wills & Trusts - Level 2	2024	1	-	-	-	-	-	-	-	-	-	-	-	1	1	1
	2023	-	-	2	-	-	-	-	1	-	1	1	-	0	↔	5
Uncontested Divorce	2024	-	-	-	-	-	-	-	-	-	-	-	-	0	-100%	0
	2023	3	1	9	4	7	2	2	6	-	5	1	3	4	▼	43

PLN-CCMS-10.11 CASELOAD STATISTICS OF THE CIRCUIT COURTS

Russell

January 2023 -- February 2024 Dispositions


Alexandria and Fairfax Circuit are not Included in State Totals

Dashboard

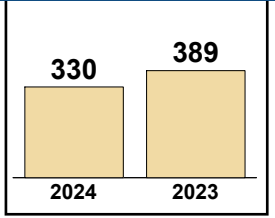
Court: Russell Circuit
Start/End Date: Jan-23 / Feb-24
2023 Average Month: 190
Jan-Feb 2023: 389
Dispositions Trending: ▼

Circuit/Court ID: 29 229167
Type of Case: Dispositions
2024 Average Month: 165
Jan-Feb 2024 : 330
Overall AVG. Month: 187

Monthly Dispositions Summary



Jan --- Feb Dispositions



Dispositions by Division

Divisions		Jan	Feb	Mar	Apr	May	Jun	Jul	Aug	Sep	Oct	Nov	Dec	Thru Feb	% Change	Total
Total	2024	168	162	-	-	-	-	-	-	-	-	-	-	330	-15%	330
	2023	209	180	188	214	215	227	201	227	142	146	163	170	389	▼	2,282
Civil	2024	18	15	-	-	-	-	-	-	-	-	-	-	33	10%	33
	2023	10	20	15	12	37	10	19	24	14	14	38	18	30	▲	231
Criminal	2024	92	60	-	-	-	-	-	-	-	-	-	-	152	-27%	152
	2023	122	85	85	88	94	155	129	159	61	93	60	96	207	▼	1,227
Concealed Handgun Permits	2024	52	85	-	-	-	-	-	-	-	-	-	-	137	-7%	137
	2023	73	74	80	108	69	59	50	40	62	35	47	52	147	▼	749
Miscellaneous/ Other	2024	6	2	-	-	-	-	-	-	-	-	-	-	8	60%	8
	2023	4	1	8	6	15	3	3	4	5	4	18	4	5	▲	75

Dispositions by Case Category

Case Categories		Jan	Feb	Mar	Apr	May	Jun	Jul	Aug	Sep	Oct	Nov	Dec	Thru Feb	% Change	Total
Contested Divorce	2024	1	4	-	-	-	-	-	-	-	-	-	-	5	25%	5
	2023	1	3	3	2	8	-	2	1	4	3	6	4	4	▲	37
Domestic and Family - Level 1	2024	3	-	-	-	-	-	-	-	-	-	-	-	3	200%	3
	2023	1	-	3	-	4	-	2	-	1	1	6	-	1	▲	18
Domestic and Family - Level 2	2024	1	2	-	-	-	-	-	-	-	-	-	-	3	-25%	3
	2023	1	3	2	1	-	-	3	-	1	2	-	3	4	▼	16
Felonies and Related Matters	2024	57	32	-	-	-	-	-	-	-	-	-	-	89	-38%	89
	2023	91	52	67	72	73	130	108	128	56	71	41	59	143	▼	948
General Civil - Level 1	2024	-	1	-	-	-	-	-	-	-	-	-	-	1	1	1
	2023	-	-	-	-	-	-	-	1	-	-	-	-	0	↔	1
General Civil - Level 2	2024	1	-	-	-	-	-	-	-	-	-	-	-	1	0%	1
	2023	-	1	2	2	8	1	1	3	1	1	8	1	1	↔	29
General Civil - Level 3	2024	9	7	-	-	-	-	-	-	-	-	-	-	16	129%	16
	2023	1	6	1	2	9	5	2	13	-	3	3	4	7	▲	49
Miscellaneous Civil	2024	57	87	-	-	-	-	-	-	-	-	-	-	144	-5%	144
	2023	77	75	87	114	79	62	53	43	67	37	59	56	152	▼	809
Misdemeanor	2024	32	23	-	-	-	-	-	-	-	-	-	-	55	-11%	55
	2023	31	31	17	15	12	25	20	29	4	19	17	35	62	▼	255
Other	2024	1	-	-	-	-	-	-	-	-	-	-	-	1	1	1
	2023	-	-	-	-	1	-	-	-	-	-	-	-	0	↔	1
Other Criminally Related Matters	2024	3	5	-	-	-	-	-	-	-	-	-	-	8	300%	8
	2023	-	2	1	1	9	1	1	2	1	3	2	2	2	▲	25
Probates/Wills & Trusts - Level 1	2024	-	-	-	-	-	-	-	-	-	-	-	-	0	0	0
	2023	-	-	-	-	-	-	-	-	-	-	1	-	0	↔	1
Probates/Wills & Trusts - Level 2	2024	-	-	-	-	-	-	-	-	-	-	-	-	0	-100%	0
	2023	-	2	-	-	2	3	2	1	2	2	1	-	2	▼	15
Uncontested Divorce	2024	3	1	-	-	-	-	-	-	-	-	-	-	4	-64%	4
	2023	6	5	5	5	10	-	7	6	5	4	19	6	11	▼	78

This report reflects data in the case management system. Numbers will update accordingly as reports are refreshed and posted.

PLN-CCMS-10.11 CASELOAD STATISTICS OF THE CIRCUIT COURTS

Tazewell

January 2023 -- February 2024 Dispositions

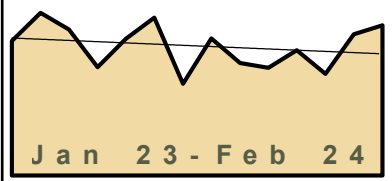
Alexandria and Fairfax Circuit are not Included in State Totals

Dashboard

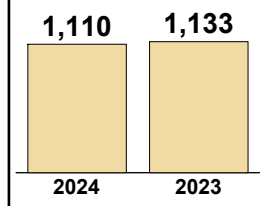
Court: Tazewell Circuit
Start/End Date: Jan-23 / Feb-24
2023 Average Month: 483
Jan-Feb 2023: 1,133
Dispositions Trending: ⇌

Circuit/Court ID: 29 229185
Type of Case: Dispositions
2024 Average Month: 555
Jan-Feb 2024 : 1,110
Overall AVG. Month: 494

Monthly Dispositions Summary



Jan --- Feb Dispositions



Dispositions by Division

Divisions		Jan	Feb	Mar	Apr	May	Jun	Jul	Aug	Sep	Oct	Nov	Dec	Thru Feb	% Change	Total
Total	2024	538	572	-	-	-	-	-	-	-	-	-	-	1,110	-2%	1,110
	2023	513	620	557	413	521	602	349	522	429	410	478	387	1,133	▼	5,801
Civil	2024	43	78	-	-	-	-	-	-	-	-	-	-	121	12%	121
	2023	62	46	39	28	25	37	33	33	25	32	24	26	108	▲	410
Criminal	2024	411	302	-	-	-	-	-	-	-	-	-	-	713	13%	713
	2023	232	399	278	281	341	436	208	360	344	284	320	234	631	▲	3,717
Concealed Handgun Permits	2024	69	143	-	-	-	-	-	-	-	-	-	-	212	-23%	212
	2023	127	150	222	76	142	110	89	109	42	78	108	114	277	▼	1,367
Miscellaneous/ Other	2024	15	49	-	-	-	-	-	-	-	-	-	-	64	-45%	64
	2023	92	25	18	27	13	19	19	20	17	16	26	13	117	▼	305
Others	2024	-	-	-	-	-	-	-	-	-	-	-	-	0	0	0
	2023	-	-	-	1	-	-	-	-	1	-	-	-	0	↔	2

Dispositions by Case Category

Case Categories		Jan	Feb	Mar	Apr	May	Jun	Jul	Aug	Sep	Oct	Nov	Dec	Thru Feb	% Change	Total
Capital Murder	2024	-	-	-	-	-	-	-	-	-	-	-	-	0	-100%	0
	2023	-	1	-	-	-	-	-	-	-	2	1	-	1	▼	4
Contested Divorce	2024	9	5	-	-	-	-	-	-	-	-	-	-	14	17%	14
	2023	10	2	3	8	3	6	5	7	2	7	3	6	12	▲	62
Domestic and Family - Level 1	2024	4	5	-	-	-	-	-	-	-	-	-	-	9	-64%	9
	2023	5	20	13	-	2	1	15	2	-	6	1	-	25	▼	65
Domestic and Family - Level 2	2024	4	1	-	-	-	-	-	-	-	-	-	-	5	-29%	5
	2023	6	1	4	3	1	8	1	4	3	-	3	2	7	▼	36
Felonies and Related Matters	2024	259	218	-	-	-	-	-	-	-	-	-	-	477	1%	477
	2023	159	313	226	220	263	369	128	268	264	189	249	145	472	▲	2,793
General Civil - Level 1	2024	-	1	-	-	-	-	-	-	-	-	-	-	1	-67%	1
	2023	1	2	-	-	1	-	-	-	1	2	-	-	3	▼	7
General Civil - Level 2	2024	4	15	-	-	-	-	-	-	-	-	-	-	19	-5%	19
	2023	14	6	4	5	1	4	1	6	3	2	5	5	20	▼	56
General Civil - Level 3	2024	4	14	-	-	-	-	-	-	-	-	-	-	18	38%	18
	2023	11	2	-	2	1	2	2	-	3	2	4	1	13	▲	30
Miscellaneous Civil	2024	76	179	-	-	-	-	-	-	-	-	-	-	255	-32%	255
	2023	205	168	235	89	150	125	95	118	56	88	125	121	373	▼	1,575
Misdemeanor	2024	146	80	-	-	-	-	-	-	-	-	-	-	226	48%	226
	2023	72	81	49	61	75	64	78	89	77	91	69	82	153	▲	888
Other	2024	8	21	-	-	-	-	-	-	-	-	-	-	29	53%	29
	2023	14	5	7	14	5	6	12	13	3	9	9	7	19	▲	104
Other Criminally Related Matters	2024	7	4	-	-	-	-	-	-	-	-	-	-	11	120%	11
	2023	1	4	3	-	3	3	2	3	3	2	1	7	5	▲	32
Probates/Wills & Trusts - Level 1	2024	1	-	-	-	-	-	-	-	-	-	-	-	1	1	1
	2023	-	-	-	-	-	-	-	-	1	-	-	-	0	↔	1
Probates/Wills & Trusts - Level 2	2024	6	7	-	-	-	-	-	-	-	-	-	-	13	333%	13
	2023	2	1	4	1	2	3	3	-	4	3	2	1	3	▲	26
Uncontested Divorce	2024	10	22	-	-	-	-	-	-	-	-	-	-	32	19%	32
	2023	13	14	9	10	14	11	7	11	10	7	6	10	27	▲	122

This report reflects data in the case management system. Numbers will update accordingly as reports are refreshed and posted.

PLN-CCMS-10.11 CASELOAD STATISTICS OF THE CIRCUIT COURTS

Lee

January 2023 -- February 2024 Dispositions

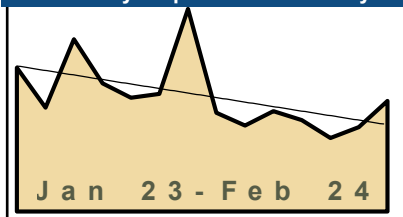
Alexandria and Fairfax Circuit are not Included in State Totals

Dashboard

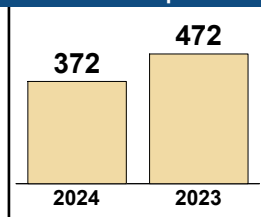
Court: Lee Circuit
Start/End Date: Jan-23 / Feb-24
2023 Average Month: 227
Jan-Feb 2023: 472
Dispositions Trending: ▼

Circuit/Court ID: 30 230105
Type of Case: Dispositions
2024 Average Month: 186
Jan-Feb 2024 : 372
Overall AVG. Month: 221

Monthly Dispositions Summary



Jan --- Feb Dispositions



Dispositions by Division

Divisions		Jan	Feb	Mar	Apr	May	Jun	Jul	Aug	Sep	Oct	Nov	Dec	Thru Feb	% Change	Total
Total	2024	161	211	-	-	-	-	-	-	-	-	-	-	372	-21%	372
	2023	274	198	328	244	217	224	386	188	164	191	174	140	472	▼	2,728
Civil	2024	9	16	-	-	-	-	-	-	-	-	-	-	25	-42%	25
	2023	25	18	17	15	57	20	105	30	17	17	26	8	43	▼	355
Criminal	2024	124	108	-	-	-	-	-	-	-	-	-	-	232	-25%	232
	2023	172	136	212	179	112	136	144	101	106	114	105	82	308	▼	1,599
Concealed Handgun Permits	2024	22	75	-	-	-	-	-	-	-	-	-	-	97	7%	97
	2023	58	33	90	34	38	56	53	39	35	43	25	44	91	▲	548
Miscellaneous/ Other	2024	6	12	-	-	-	-	-	-	-	-	-	-	18	-40%	18
	2023	19	11	8	16	10	12	84	18	6	17	18	6	30	▼	225
Others	2024	-	-	-	-	-	-	-	-	-	-	-	-	0	0	0
	2023	-	-	1	-	-	-	-	-	-	-	-	-	0	↔	1

Dispositions by Case Category

Case Categories		Jan	Feb	Mar	Apr	May	Jun	Jul	Aug	Sep	Oct	Nov	Dec	Thru Feb	% Change	Total
Administrative Law	2024	-	-	-	-	-	-	-	-	-	-	-	-	0	0	0
	2023	-	-	-	-	-	-	2	-	-	-	-	-	0	↔	2
Contested Divorce	2024	-	4	-	-	-	-	-	-	-	-	-	-	4	0%	4
	2023	4	-	1	6	2	2	14	4	4	4	2	3	4	↔	46
Domestic and Family - Level 1	2024	-	-	-	-	-	-	-	-	-	-	-	-	0	-100%	0
	2023	4	2	4	1	-	5	3	1	3	1	7	-	6	▼	31
Domestic and Family - Level 2	2024	3	2	-	-	-	-	-	-	-	-	-	-	5	150%	5
	2023	1	1	1	2	1	3	11	1	-	1	3	1	2	▲	26
Felonies and Related Matters	2024	102	93	-	-	-	-	-	-	-	-	-	-	195	-24%	195
	2023	156	101	171	146	80	92	98	76	87	87	88	68	257	▼	1,250
General Civil - Level 1	2024	-	-	-	-	-	-	-	-	-	-	-	-	0	0	0
	2023	-	-	-	-	-	-	7	-	-	-	-	1	0	↔	8
General Civil - Level 2	2024	1	2	-	-	-	-	-	-	-	-	-	-	3	0%	3
	2023	-	3	2	4	2	1	33	5	1	3	2	1	3	↔	57
General Civil - Level 3	2024	-	-	-	-	-	-	-	-	-	-	-	-	0	-100%	0
	2023	2	4	1	1	-	1	21	1	3	2	5	3	6	▼	44
Miscellaneous Civil	2024	27	95	-	-	-	-	-	-	-	-	-	-	122	5%	122
	2023	75	41	98	46	84	61	100	58	41	54	33	46	116	▲	737
Misdemeanor	2024	21	13	-	-	-	-	-	-	-	-	-	-	34	-24%	34
	2023	15	30	36	32	30	40	37	25	17	21	15	13	45	▼	311
Other	2024	-	-	-	-	-	-	-	-	-	-	-	-	0	-100%	0
	2023	6	6	3	5	7	9	14	8	1	4	10	2	12	▼	75
Other Criminally Related Matters	2024	1	2	-	-	-	-	-	-	-	-	-	-	3	-50%	3
	2023	1	5	5	1	2	5	9	-	2	6	2	1	6	▼	39
Probates/Wills & Trusts - Level 1	2024	-	-	-	-	-	-	-	-	-	-	-	-	0	0	0
	2023	-	-	-	-	-	-	1	-	-	-	-	-	0	↔	1
Probates/Wills & Trusts - Level 2	2024	1	-	-	-	-	-	-	-	-	-	-	-	1	-50%	1
	2023	1	1	1	-	-	1	7	2	2	2	3	1	2	▼	21
Protective Orders	2024	-	-	-	-	-	-	-	-	-	-	-	-	0	0	0
	2023	-	-	-	-	2	-	-	-	-	-	-	-	0	↔	2
Uncontested Divorce	2024	5	-	-	-	-	-	-	-	-	-	-	-	5	-62%	5
	2023	9	4	5	-	7	4	29	7	3	6	3	1	13	▼	78

This report reflects data in the case management system. Numbers will update accordingly as reports are refreshed and posted.

PLN-CCMS-10.11 CASELOAD STATISTICS OF THE CIRCUIT COURTS

Scott

January 2023 -- February 2024 Dispositions


Alexandria and Fairfax Circuit are not Included in State Totals

Dashboard

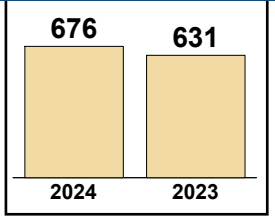
Court: Scott Circuit
Start/End Date: Jan-23 / Feb-24
2023 Average Month: 303
Jan-Feb 2023: 631
Dispositions Trending: ▲

Circuit/Court ID: 30 230169
Type of Case: Dispositions
2024 Average Month: 338
Jan-Feb 2024 : 676
Overall AVG. Month: 308

Monthly Dispositions Summary



Jan --- Feb Dispositions



Dispositions by Division

Divisions		Jan	Feb	Mar	Apr	May	Jun	Jul	Aug	Sep	Oct	Nov	Dec	Thru Feb	% Change	Total
Total	2024	233	443	-	-	-	-	-	-	-	-	-	-	676	7%	676
	2023	306	325	351	450	255	244	340	355	248	312	251	196	631	▲	3,633
Civil	2024	17	22	-	-	-	-	-	-	-	-	-	-	39	-9%	39
	2023	19	24	18	20	16	19	16	46	17	10	14	5	43	▼	224
Criminal	2024	155	342	-	-	-	-	-	-	-	-	-	-	497	25%	497
	2023	201	197	241	338	170	186	243	231	173	221	192	133	398	▲	2,526
Concealed Handgun Permits	2024	50	75	-	-	-	-	-	-	-	-	-	-	125	-27%	125
	2023	74	97	74	77	57	33	71	52	47	69	36	48	171	▼	735
Miscellaneous/ Other	2024	11	4	-	-	-	-	-	-	-	-	-	-	15	-21%	15
	2023	12	7	18	15	11	6	10	24	11	12	9	10	19	▼	145
Others	2024	-	-	-	-	-	-	-	-	-	-	-	-	0	0	0
	2023	-	-	-	-	1	-	-	2	-	-	-	-	0	↔	3

Dispositions by Case Category

Case Categories		Jan	Feb	Mar	Apr	May	Jun	Jul	Aug	Sep	Oct	Nov	Dec	Thru Feb	% Change	Total
Capital Murder	2024	-	-	-	-	-	-	-	-	-	-	-	-	0	0	0
	2023	-	-	-	-	-	-	2	-	-	-	-	1	0	↔	3
Contested Divorce	2024	4	4	-	-	-	-	-	-	-	-	-	-	8	0%	8
	2023	4	4	2	2	2	3	3	4	-	1	1	1	8	↔	27
Domestic and Family - Level 1	2024	-	2	-	-	-	-	-	-	-	-	-	-	2	-71%	2
	2023	-	7	-	-	-	2	1	15	-	-	1	1	7	▼	27
Domestic and Family - Level 2	2024	2	2	-	-	-	-	-	-	-	-	-	-	4	33%	4
	2023	3	-	-	2	4	2	5	3	2	1	2	-	3	▲	24
Felonies and Related Matters	2024	127	256	-	-	-	-	-	-	-	-	-	-	383	40%	383
	2023	141	132	167	282	132	135	175	168	116	162	157	98	273	▲	1,865
General Civil - Level 1	2024	1	-	-	-	-	-	-	-	-	-	-	-	1	0%	1
	2023	1	-	-	-	-	-	-	1	-	-	-	-	1	↔	2
General Civil - Level 2	2024	1	2	-	-	-	-	-	-	-	-	-	-	3	-50%	3
	2023	2	4	7	6	1	1	1	10	8	4	5	2	6	▼	51
General Civil - Level 3	2024	1	2	-	-	-	-	-	-	-	-	-	-	3	-73%	3
	2023	2	9	8	3	4	5	3	8	6	1	2	2	11	▼	53
Miscellaneous Civil	2024	60	79	-	-	-	-	-	-	-	-	-	-	139	-24%	139
	2023	83	101	85	86	67	38	81	61	54	79	43	53	184	▼	831
Misdemeanor	2024	25	86	-	-	-	-	-	-	-	-	-	-	111	-4%	111
	2023	55	61	69	54	33	46	64	60	51	55	34	33	116	▼	615
Other	2024	-	-	-	-	-	-	-	-	-	-	-	-	0	0	0
	2023	-	-	-	-	1	-	-	7	-	-	-	-	0	↔	8
Other Criminally Related Matters	2024	3	2	-	-	-	-	-	-	-	-	-	-	5	-50%	5
	2023	6	4	5	2	5	6	3	3	6	4	1	2	10	▼	47
Probates/Wills & Trusts - Level 2	2024	2	2	-	-	-	-	-	-	-	-	-	-	4	33%	4
	2023	3	-	1	-	-	-	1	3	1	1	2	1	3	▲	13
Protective Orders	2024	1	-	-	-	-	-	-	-	-	-	-	-	1	1	1
	2023	-	-	-	-	-	-	-	-	-	-	-	-	0	↔	0
Uncontested Divorce	2024	6	6	-	-	-	-	-	-	-	-	-	-	12	33%	12
	2023	6	3	7	13	6	6	1	12	4	4	3	2	9	▲	67

This report reflects data in the case management system. Numbers will update accordingly as reports are refreshed and posted.

PLN-CCMS-10.11 CASELOAD STATISTICS OF THE CIRCUIT COURTS

Wise

January 2023 -- February 2024 Dispositions


Alexandria and Fairfax Circuit are not Included in State Totals

Dashboard

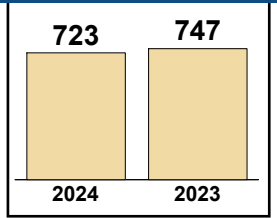
Court: Wise Circuit
Start/End Date: Jan-23 / Feb-24
2023 Average Month: 318
Jan-Feb 2023: 747
Dispositions Trending: ▼

Circuit/Court ID: 30 230195
Type of Case: Dispositions
2024 Average Month: 362
Jan-Feb 2024 : 723
Overall AVG. Month: 324

Monthly Dispositions Summary



Jan --- Feb Dispositions



Dispositions by Division

Divisions		Jan	Feb	Mar	Apr	May	Jun	Jul	Aug	Sep	Oct	Nov	Dec	Thru Feb	% Change	Total
Total	2024	328	395	-	-	-	-	-	-	-	-	-	-	723	-3%	723
	2023	428	319	398	339	285	338	230	389	315	333	241	204	747	▼	3,819
Civil	2024	23	22	-	-	-	-	-	-	-	-	-	-	45	-34%	45
	2023	34	34	36	33	49	20	31	41	54	33	30	15	68	▼	410
Criminal	2024	199	266	-	-	-	-	-	-	-	-	-	-	465	10%	465
	2023	259	163	191	193	129	172	137	205	142	195	125	144	422	▲	2,055
Concealed Handgun Permits	2024	74	86	-	-	-	-	-	-	-	-	-	-	160	-27%	160
	2023	120	98	143	89	85	120	46	103	74	76	54	37	218	▼	1,045
Miscellaneous/ Other	2024	32	21	-	-	-	-	-	-	-	-	-	-	53	39%	53
	2023	14	24	28	24	22	26	16	40	45	29	32	8	38	▲	308
Others	2024	-	-	-	-	-	-	-	-	-	-	-	-	0	-100%	0
	2023	1	-	-	-	-	-	-	-	-	-	-	-	1	▼	1

Dispositions by Case Category

Case Categories		Jan	Feb	Mar	Apr	May	Jun	Jul	Aug	Sep	Oct	Nov	Dec	Thru Feb	% Change	Total
Administrative Law	2024	1	-	-	-	-	-	-	-	-	-	-	-	1	1	1
	2023	-	-	-	-	-	-	-	-	-	2	-	-	0	↔	2
Capital Murder	2024	1	1	-	-	-	-	-	-	-	-	-	-	2	0%	2
	2023	2	-	-	-	-	-	1	1	-	-	-	-	2	↔	4
Contested Divorce	2024	2	5	-	-	-	-	-	-	-	-	-	-	7	-30%	7
	2023	7	3	9	3	12	2	6	6	3	3	5	1	10	▼	60
Domestic and Family - Level 1	2024	7	1	-	-	-	-	-	-	-	-	-	-	8	-43%	8
	2023	2	12	3	11	4	10	4	10	6	4	2	1	14	▼	69
Domestic and Family - Level 2	2024	3	3	-	-	-	-	-	-	-	-	-	-	6	100%	6
	2023	1	2	3	4	7	2	3	8	5	4	3	3	3	▲	45
Felonies and Related Matters	2024	146	190	-	-	-	-	-	-	-	-	-	-	336	6%	336
	2023	209	108	154	144	91	133	105	134	105	145	90	109	317	▲	1,527
General Civil - Level 1	2024	-	-	-	-	-	-	-	-	-	-	-	-	0	-100%	0
	2023	-	1	5	-	1	1	-	1	3	2	-	1	1	▼	15
General Civil - Level 2	2024	7	2	-	-	-	-	-	-	-	-	-	-	9	0%	9
	2023	5	4	9	1	8	3	3	8	20	11	7	1	9	↔	80
General Civil - Level 3	2024	6	2	-	-	-	-	-	-	-	-	-	-	8	-38%	8
	2023	3	10	5	5	7	6	5	10	9	4	4	1	13	▼	69
Miscellaneous Civil	2024	91	105	-	-	-	-	-	-	-	-	-	-	196	-20%	196
	2023	131	114	156	107	100	137	58	124	100	94	76	44	245	▼	1,241
Misdemeanor	2024	53	69	-	-	-	-	-	-	-	-	-	-	122	30%	122
	2023	43	51	35	44	33	35	28	62	32	48	33	29	94	▲	473
Other	2024	2	2	-	-	-	-	-	-	-	-	-	-	4	300%	4
	2023	1	-	-	3	1	-	-	3	1	3	-	-	1	▲	12
Other Criminally Related Matters	2024	-	6	-	-	-	-	-	-	-	-	-	-	6	-40%	6
	2023	6	4	3	5	5	4	4	8	5	2	2	6	10	▼	54
Probates/Wills & Trusts - Level 1	2024	-	1	-	-	-	-	-	-	-	-	-	-	1	1	1
	2023	-	-	-	-	-	-	-	-	1	-	-	-	0	↔	1
Probates/Wills & Trusts - Level 2	2024	3	-	-	-	-	-	-	-	-	-	-	-	3	-63%	3
	2023	6	2	3	3	3	1	-	2	6	1	3	-	8	▼	30
Uncontested Divorce	2024	6	8	-	-	-	-	-	-	-	-	-	-	14	-30%	14
	2023	12	8	13	9	13	4	13	11	20	10	16	8	20	▼	137

This report reflects data in the case management system. Numbers will update accordingly as reports are refreshed and posted.

PLN-CCMS-10.11 CASELOAD STATISTICS OF THE CIRCUIT COURTS

Prince William

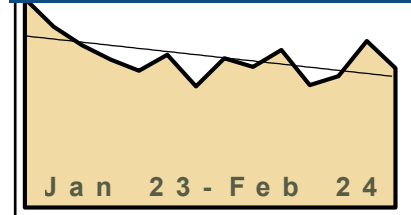
January 2023 -- February 2024 Dispositions

Alexandria and Fairfax Circuit are not Included in State Totals

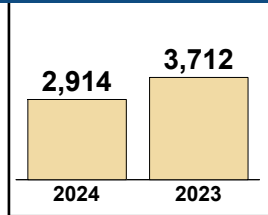
Dashboard

Court: Prince William Circuit
Circuit/Court ID: 31 231153
Start/End Date: Jan-23 / Feb-24
Type of Case: Dispositions
2023 Average Month: 1,439
2024 Average Month: 1,457
Jan-Feb 2023: 3,712
Jan-Feb 2024 : 2,914
Dispositions Trending: ▼
Overall AVG. Month: 1,441

Monthly Dispositions Summary



Jan --- Feb Dispositions



Dispositions by Division

Divisions		Jan	Feb	Mar	Apr	May	Jun	Jul	Aug	Sep	Oct	Nov	Dec	Thru Feb	% Change	Total
Total	2024	1,585	1,329	-	-	-	-	-	-	-	-	-	-	2,914	-21%	2,914
	2023	1,990	1,722	1,547	1,411	1,303	1,456	1,155	1,422	1,339	1,501	1,167	1,250	3,712	▼	17,263
Civil	2024	262	199	-	-	-	-	-	-	-	-	-	-	461	25%	461
	2023	197	171	242	165	223	198	206	197	232	241	136	259	368	▲	2,467
Criminal	2024	456	324	-	-	-	-	-	-	-	-	-	-	780	29%	780
	2023	247	360	348	338	272	388	344	331	388	319	267	301	607	▲	3,903
Concealed Handgun Permits	2024	552	500	-	-	-	-	-	-	-	-	-	-	1,052	-18%	1,052
	2023	634	655	637	620	491	588	329	587	400	611	533	416	1,289	▼	6,501
Miscellaneous/ Other	2024	313	300	-	-	-	-	-	-	-	-	-	-	613	-58%	613
	2023	911	532	317	281	310	281	274	300	318	323	228	270	1,443	▼	4,345
Others	2024	2	6	-	-	-	-	-	-	-	-	-	-	8	60%	8
	2023	1	4	3	7	7	1	2	7	1	7	3	4	5	▲	47

Dispositions by Case Category

Case Categories		Jan	Feb	Mar	Apr	May	Jun	Jul	Aug	Sep	Oct	Nov	Dec	Thru Feb	% Change	Total
Administrative Law	2024	1	1	-	-	-	-	-	-	-	-	-	-	2	0%	2
	2023	1	1	1	-	-	1	1	1	1	1	1	2	2	↔	11
Capital Murder	2024	2	2	-	-	-	-	-	-	-	-	-	-	4	4%	4
	2023	-	-	-	-	-	-	-	-	-	3	-	-	0	↔	3
Contested Divorce	2024	27	26	-	-	-	-	-	-	-	-	-	-	53	-4%	53
	2023	26	29	26	25	21	32	24	26	31	22	16	42	55	▼	320
Domestic and Family - Level 1	2024	20	10	-	-	-	-	-	-	-	-	-	-	30	-25%	30
	2023	20	20	26	9	19	10	29	15	9	24	15	9	40	▼	205
Domestic and Family - Level 2	2024	34	30	-	-	-	-	-	-	-	-	-	-	64	178%	64
	2023	12	11	15	5	4	13	9	5	36	43	8	63	23	▲	224
Felonies and Related Matters	2024	264	111	-	-	-	-	-	-	-	-	-	-	375	21%	375
	2023	119	192	137	149	119	211	139	143	148	166	119	129	311	▲	1,771
General Civil - Level 1	2024	4	3	-	-	-	-	-	-	-	-	-	-	7	133%	7
	2023	3	-	2	1	2	5	2	2	1	2	2	2	3	▲	24
General Civil - Level 2	2024	90	40	-	-	-	-	-	-	-	-	-	-	130	33%	130
	2023	55	43	51	41	105	45	41	72	52	46	34	50	98	▲	635
General Civil - Level 3	2024	17	21	-	-	-	-	-	-	-	-	-	-	38	6%	38
	2023	26	10	28	13	11	22	16	15	24	26	17	18	36	▲	226
Miscellaneous Civil	2024	746	696	-	-	-	-	-	-	-	-	-	-	1,442	-11%	1,442
	2023	813	808	843	782	688	756	505	772	610	812	676	597	1,621	▼	8,662
Misdemeanor	2024	116	73	-	-	-	-	-	-	-	-	-	-	189	15%	189
	2023	70	95	100	119	66	90	66	87	106	79	61	70	165	▲	1,009
Other	2024	103	101	-	-	-	-	-	-	-	-	-	-	204	-81%	204
	2023	721	371	97	115	103	97	93	94	96	115	74	78	1,092	▼	2,054
Other Criminally Related Matters	2024	77	139	-	-	-	-	-	-	-	-	-	-	216	61%	216
	2023	61	73	114	70	92	90	146	107	141	76	87	104	134	▲	1,161
Probates/Wills & Trusts - Level 1	2024	1	-	-	-	-	-	-	-	-	-	-	-	1	1%	1
	2023	-	-	-	-	2	2	1	3	1	3	-	-	0	↔	12
Probates/Wills & Trusts - Level 2	2024	3	14	-	-	-	-	-	-	-	-	-	-	17	6%	17
	2023	7	9	14	13	10	15	15	13	8	10	1	13	16	▲	128
Uncontested Divorce	2024	80	62	-	-	-	-	-	-	-	-	-	-	142	22%	142
	2023	56	60	93	69	61	67	68	67	75	73	56	73	116	▲	818

This report reflects data in the case management system. Numbers will update accordingly as reports are refreshed and posted.