

# PLN-CCMS-10.11 CASELOAD STATISTICS OF THE CIRCUIT COURTS

Virginia

January 2023 -- January 2024 Dispositions


Alexandria and Fairfax Circuit are not Included in State Totals

## Dashboard

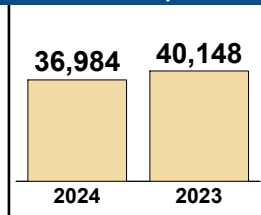
**Court:** Virginia Circuit  
**Start/End Date:** Jan-23 / Jan-24  
**2023 Average Month:** 36,508  
**Jan-Jan 2023:** 40,148  
**Dispositions Trending:** ▼

**Circuit/Court ID:** 0 200999  
**Type of Case:** Dispositions  
**2024 Average Month:** 36,984  
**Jan-Jan 2024 :** 36,984  
**Overall AVG. Month:** 36,544

## Monthly Dispositions Summary



## Jan --- Jan Dispositions



## Dispositions by Division

Divisions		Jan	Feb	Mar	Apr	May	Jun	Jul	Aug	Sep	Oct	Nov	Dec	Thru Jan	% Change	Total
<b>Total</b>	2024	36,984	-	-	-	-	-	-	-	-	-	-	-	36,984	-8%	36,984
	2023	40,148	37,366	44,179	36,180	36,786	38,054	32,760	38,159	32,861	35,783	32,471	33,347	40,148	▼	438,094
<b>Civil</b>	2024	4,972	-	-	-	-	-	-	-	-	-	-	-	4,972	-3%	4,972
	2023	5,112	4,920	5,681	4,956	5,580	5,280	5,090	5,366	4,765	5,048	4,880	4,561	5,112	▼	61,239
<b>Criminal</b>	2024	13,982	-	-	-	-	-	-	-	-	-	-	-	13,982	-2%	13,982
	2023	14,315	13,241	15,888	13,247	13,467	15,277	12,583	15,587	13,953	14,697	12,860	12,503	14,315	▼	167,618
<b>Concealed Handgun Permits</b>	2024	10,173	-	-	-	-	-	-	-	-	-	-	-	10,173	-18%	10,173
	2023	12,416	11,947	14,145	10,842	9,989	9,422	7,803	8,941	7,808	8,783	8,956	7,895	12,416	▼	118,947
<b>Miscellaneous/ Other</b>	2024	7,775	-	-	-	-	-	-	-	-	-	-	-	7,775	-6%	7,775
	2023	8,267	7,216	8,419	7,092	7,706	8,032	7,264	8,190	6,301	7,216	5,726	8,339	8,267	▼	89,768
<b>Others</b>	2024	82	-	-	-	-	-	-	-	-	-	-	-	82	116%	82
	2023	38	42	46	43	44	43	20	75	34	39	49	49	38	▲	522

## Dispositions by Case Category

Case Categories		Jan	Feb	Mar	Apr	May	Jun	Jul	Aug	Sep	Oct	Nov	Dec	Thru Jan	% Change	Total
<b>Administrative Law</b>	2024	29	-	-	-	-	-	-	-	-	-	-	-	29	7%	29
	2023	27	34	25	34	25	36	32	27	27	44	28	20	27	▲	359
<b>Capital Murder</b>	2024	14	-	-	-	-	-	-	-	-	-	-	-	14	-30%	14
	2023	20	6	13	6	8	11	14	8	10	12	9	6	20	▼	123
<b>Contested Divorce</b>	2024	551	-	-	-	-	-	-	-	-	-	-	-	551	-7%	551
	2023	594	589	673	659	736	629	633	653	556	563	572	610	594	▼	7,467
<b>Domestic and Family - Level 1</b>	2024	562	-	-	-	-	-	-	-	-	-	-	-	562	-19%	562
	2023	695	741	715	565	603	714	579	741	599	696	592	553	695	▼	7,793
<b>Domestic and Family - Level 2</b>	2024	324	-	-	-	-	-	-	-	-	-	-	-	324	-2%	324
	2023	331	248	330	254	281	314	256	334	285	324	390	311	331	▼	3,658
<b>Felonies and Related Matters</b>	2024	9,403	-	-	-	-	-	-	-	-	-	-	-	9,403	-2%	9,403
	2023	9,615	8,997	10,662	9,102	9,008	10,394	8,390	10,374	9,233	9,923	8,537	8,209	9,615	▼	112,444
<b>General Civil</b>	2024	5	-	-	-	-	-	-	-	-	-	-	-	5	-81%	5
	2023	27	8	-	-	8	4	3	15	12	4	7	4	27	▼	92
<b>General Civil - Level 1</b>	2024	67	-	-	-	-	-	-	-	-	-	-	-	67	-24%	67
	2023	88	74	67	75	87	81	111	98	69	62	71	77	88	▼	960
<b>General Civil - Level 2</b>	2024	1,214	-	-	-	-	-	-	-	-	-	-	-	1,214	5%	1,214
	2023	1,158	1,055	1,259	1,029	1,217	1,110	976	1,097	1,050	1,107	1,068	969	1,158	▲	13,095
<b>General Civil - Level 3</b>	2024	920	-	-	-	-	-	-	-	-	-	-	-	920	1%	920
	2023	915	858	1,023	869	997	892	999	972	789	952	861	692	915	▲	10,819
<b>Miscellaneous Civil</b>	2024	14,201	-	-	-	-	-	-	-	-	-	-	-	14,201	-14%	14,201
	2023	16,473	15,542	18,576	14,736	14,016	14,160	11,981	13,198	11,060	12,507	11,778	10,982	16,473	▼	165,009
<b>Misdemeanor</b>	2024	3,570	-	-	-	-	-	-	-	-	-	-	-	3,570	-3%	3,570
	2023	3,679	3,319	4,061	3,130	3,330	3,602	3,080	4,003	3,588	3,651	3,280	3,272	3,679	▼	41,995
<b>Other</b>	2024	3,517	-	-	-	-	-	-	-	-	-	-	-	3,517	-9%	3,517
	2023	3,856	3,382	3,624	2,920	3,427	3,030	2,805	3,599	2,820	3,107	2,693	5,079	3,856	▼	40,342
<b>Other Criminally Related Matters</b>	2024	1,081	-	-	-	-	-	-	-	-	-	-	-	1,081	-1%	1,081
	2023	1,088	995	1,243	1,094	1,190	1,361	1,173	1,312	1,197	1,203	1,109	1,064	1,088	▼	14,029
<b>Probates/Wills &amp; Trusts - Level 1</b>	2024	22	-	-	-	-	-	-	-	-	-	-	-	22	29%	22
	2023	17	27	18	13	27	23	27	32	35	24	17	24	17	▲	284
<b>Probates/Wills &amp; Trusts - Level 2</b>	2024	191	-	-	-	-	-	-	-	-	-	-	-	191	-9%	191
	2023	210	217	241	232	242	256	214	243	180	236	153	198	210	▼	2,622
<b>Protective Orders</b>	2024	22	-	-	-	-	-	-	-	-	-	-	-	22	175%	22
	2023	8	15	19	16	18	32	20	20	20	20	17	28	8	▲	233
<b>Uncontested Divorce</b>	2024	1,291	-	-	-	-	-	-	-	-	-	-	-	1,291	-4%	1,291
	2023	1,347	1,259	1,630	1,446	1,566	1,405	1,467	1,433	1,331	1,348	1,289	1,249	1,347	▼	16,770

This report reflects data in the case management system. Numbers will update accordingly as reports are refreshed and posted.

# PLN-CCMS-10.11 CASELOAD STATISTICS OF THE CIRCUIT COURTS

Chesapeake


January 2023 -- January 2024 Dispositions

Alexandria and Fairfax Circuit are not Included in State Totals

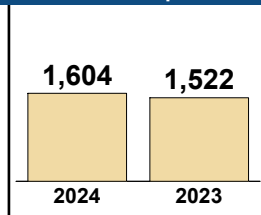
## Dashboard

**Court:** Chesapeake Circuit  
**Circuit/Court ID:** 1 201550  
**Start/End Date:** Jan-23 / Jan-24  
**Type of Case:** Dispositions  
**2023 Average Month:** 1,581  
**2024 Average Month:** 1,604  
**Jan-Jan 2023:** 1,522  
**Jan-Jan 2024 :** 1,604  
**Dispositions Trending:** ▲  
**Overall AVG. Month:** 1,582

## Monthly Dispositions Summary



## Jan --- Jan Dispositions



## Dispositions by Division

Divisions		Jan	Feb	Mar	Apr	May	Jun	Jul	Aug	Sep	Oct	Nov	Dec	Thru Jan	% Change	Total
<b>Total</b>	2024	1,604	-	-	-	-	-	-	-	-	-	-	-	1,604	5%	1,604
	2023	1,522	1,676	1,861	1,480	1,470	1,739	1,399	1,747	1,539	1,642	1,277	1,614	1,522	▲	18,966
<b>Civil</b>	2024	188	-	-	-	-	-	-	-	-	-	-	-	188	-12%	188
	2023	214	237	255	226	290	256	228	243	243	247	207	205	214	▼	2,851
<b>Criminal</b>	2024	483	-	-	-	-	-	-	-	-	-	-	-	483	-16%	483
	2023	574	518	696	539	497	725	528	629	610	707	485	475	574	▼	6,983
<b>Concealed Handgun Permits</b>	2024	516	-	-	-	-	-	-	-	-	-	-	-	516	41%	516
	2023	365	572	486	379	265	355	190	353	312	232	279	232	365	▲	4,020
<b>Miscellaneous/ Other</b>	2024	416	-	-	-	-	-	-	-	-	-	-	-	416	13%	416
	2023	369	347	424	336	417	402	453	521	374	455	305	700	369	▲	5,103
<b>Others</b>	2024	1	-	-	-	-	-	-	-	-	-	-	-	1	1	1
	2023	-	2	-	-	1	1	-	1	-	1	1	2	0	↔	9

## Dispositions by Case Category

Case Categories		Jan	Feb	Mar	Apr	May	Jun	Jul	Aug	Sep	Oct	Nov	Dec	Thru Jan	% Change	Total
<b>Administrative Law</b>	2024	1	-	-	-	-	-	-	-	-	-	-	-	1	0%	1
	2023	1	2	1	-	3	2	1	1	2	4	-	1	1	↔	18
<b>Capital Murder</b>	2024	1	-	-	-	-	-	-	-	-	-	-	-	1	0%	1
	2023	1	-	-	-	-	-	1	-	-	-	1	-	1	↔	3
<b>Contested Divorce</b>	2024	25	-	-	-	-	-	-	-	-	-	-	-	25	-24%	25
	2023	33	36	41	46	45	55	37	41	37	38	37	42	33	▼	488
<b>Domestic and Family - Level 1</b>	2024	26	-	-	-	-	-	-	-	-	-	-	-	26	-16%	26
	2023	31	43	28	41	40	34	33	39	63	26	29	31	31	▼	438
<b>Domestic and Family - Level 2</b>	2024	6	-	-	-	-	-	-	-	-	-	-	-	6	-25%	6
	2023	8	7	14	5	11	11	11	13	6	8	13	10	8	▼	117
<b>Felonies and Related Matters</b>	2024	319	-	-	-	-	-	-	-	-	-	-	-	319	-17%	319
	2023	384	360	454	355	336	523	362	435	410	536	344	322	384	▼	4,821
<b>General Civil - Level 1</b>	2024	3	-	-	-	-	-	-	-	-	-	-	-	3	3	3
	2023	-	2	2	1	7	1	2	1	3	4	2	-	0	↔	25
<b>General Civil - Level 2</b>	2024	46	-	-	-	-	-	-	-	-	-	-	-	46	35%	46
	2023	34	24	47	36	52	30	47	35	43	74	44	31	34	▲	497
<b>General Civil - Level 3</b>	2024	22	-	-	-	-	-	-	-	-	-	-	-	22	83%	22
	2023	12	19	26	11	28	17	24	15	10	44	18	10	12	▲	234
<b>Miscellaneous Civil</b>	2024	622	-	-	-	-	-	-	-	-	-	-	-	622	26%	622
	2023	494	722	625	513	379	527	353	509	409	318	388	357	494	▲	5,594
<b>Misdemeanor</b>	2024	128	-	-	-	-	-	-	-	-	-	-	-	128	-16%	128
	2023	152	123	196	161	128	166	138	150	172	146	108	122	152	▼	1,762
<b>Other</b>	2024	292	-	-	-	-	-	-	-	-	-	-	-	292	26%	292
	2023	232	196	253	186	298	219	257	356	268	314	180	574	232	▲	3,333
<b>Other Criminally Related Matters</b>	2024	35	-	-	-	-	-	-	-	-	-	-	-	35	-5%	35
	2023	37	38	55	24	35	36	34	44	29	26	33	33	37	▼	424
<b>Probates/Wills &amp; Trusts - Level 1</b>	2024	1	-	-	-	-	-	-	-	-	-	-	-	1	1	1
	2023	-	4	2	2	-	-	1	3	3	1	2	2	0	↔	20
<b>Probates/Wills &amp; Trusts - Level 2</b>	2024	12	-	-	-	-	-	-	-	-	-	-	-	12	100%	12
	2023	6	8	8	8	12	7	9	6	9	11	6	5	6	▲	95
<b>Uncontested Divorce</b>	2024	65	-	-	-	-	-	-	-	-	-	-	-	65	-33%	65
	2023	97	92	109	91	96	111	89	99	75	92	72	74	97	▼	1,097

This report reflects data in the case management system. Numbers will update accordingly as reports are refreshed and posted.

# PLN-CCMS-10.11 CASELOAD STATISTICS OF THE CIRCUIT COURTS

Accomack

January 2023 -- January 2024 Dispositions


Alexandria and Fairfax Circuit are not Included in State Totals

## Dashboard

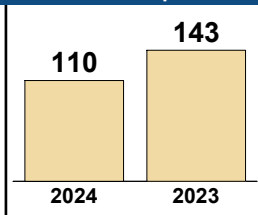
**Court:** Accomack Circuit  
**Start/End Date:** Jan-23 / Jan-24  
**2023 Average Month:** 127  
**Jan-Jan 2023:** 143  
**Dispositions Trending:** ▼

**Circuit/Court ID:** 2 202001  
**Type of Case:** Dispositions  
**2024 Average Month:** 110  
**Jan-Jan 2024 :** 110  
**Overall AVG. Month:** 126

## Monthly Dispositions Summary



## Jan --- Jan Dispositions



## Dispositions by Division

Divisions		Jan	Feb	Mar	Apr	May	Jun	Jul	Aug	Sep	Oct	Nov	Dec	Thru Jan	% Change	Total
<b>Total</b>	2024	110	-	-	-	-	-	-	-	-	-	-	-	110	-23%	110
	2023	143	95	149	164	109	164	115	153	75	91	135	134	143	▼	1,527
<b>Civil</b>	2024	7	-	-	-	-	-	-	-	-	-	-	-	7	0%	7
	2023	7	15	10	21	14	5	7	14	5	12	16	12	7	↔	138
<b>Criminal</b>	2024	60	-	-	-	-	-	-	-	-	-	-	-	60	94%	60
	2023	31	44	45	57	24	102	59	80	42	44	43	53	31	▲	624
<b>Concealed Handgun Permits</b>	2024	28	-	-	-	-	-	-	-	-	-	-	-	28	-71%	28
	2023	97	32	80	78	59	45	30	45	20	26	67	59	97	▼	638
<b>Miscellaneous/ Other</b>	2024	15	-	-	-	-	-	-	-	-	-	-	-	15	88%	15
	2023	8	4	14	8	12	12	19	14	8	9	9	10	8	▲	127

## Dispositions by Case Category

Case Categories		Jan	Feb	Mar	Apr	May	Jun	Jul	Aug	Sep	Oct	Nov	Dec	Thru Jan	% Change	Total
<b>Administrative Law</b>	2024	-	-	-	-	-	-	1	-	-	-	-	-	0	0	0
	2023	-	-	-	-	-	-	-	-	-	-	-	-	0	↔	1
<b>Capital Murder</b>	2024	2	-	-	-	-	-	-	-	-	-	-	-	2	2	2
	2023	-	-	-	-	-	-	1	-	-	-	-	-	0	↔	1
<b>Contested Divorce</b>	2024	1	-	-	-	-	-	-	-	-	-	-	-	1	1	1
	2023	-	3	2	3	3	2	-	3	1	2	4	2	0	↔	25
<b>Domestic and Family - Level 1</b>	2024	-	-	-	-	-	-	-	-	-	-	-	-	0	0	0
	2023	-	2	2	-	-	-	-	1	-	1	-	1	0	↔	7
<b>Domestic and Family - Level 2</b>	2024	-	-	-	-	-	-	-	-	-	-	-	-	0	0	0
	2023	-	-	-	-	1	1	-	-	2	-	2	-	0	↔	6
<b>Felonies and Related Matters</b>	2024	42	-	-	-	-	-	-	-	-	-	-	-	42	91%	42
	2023	22	26	31	34	22	69	36	60	26	22	35	32	22	▲	415
<b>General Civil - Level 1</b>	2024	-	-	-	-	-	-	-	-	-	-	-	-	0	0	0
	2023	-	-	-	-	-	-	-	-	-	1	-	-	0	↔	1
<b>General Civil - Level 2</b>	2024	6	-	-	-	-	-	-	-	-	-	-	-	6	500%	6
	2023	1	2	2	-	2	1	1	4	-	2	2	-	1	▲	17
<b>General Civil - Level 3</b>	2024	6	-	-	-	-	-	-	-	-	-	-	-	6	20%	6
	2023	5	3	5	11	6	2	6	7	4	2	5	5	5	▲	61
<b>Miscellaneous Civil</b>	2024	36	-	-	-	-	-	-	-	-	-	-	-	36	-65%	36
	2023	103	35	91	84	68	53	46	52	25	32	72	66	103	▼	727
<b>Misdemeanor</b>	2024	15	-	-	-	-	-	-	-	-	-	-	-	15	88%	15
	2023	8	12	14	22	3	28	13	14	14	17	9	15	8	▲	169
<b>Other</b>	2024	-	-	-	-	-	-	-	-	-	-	-	-	0	0	0
	2023	-	-	-	-	-	-	-	1	-	-	-	1	0	↔	2
<b>Other Criminally Related Matters</b>	2024	1	-	-	-	-	-	-	-	-	-	-	-	1	-50%	1
	2023	2	6	-	1	-	6	9	6	2	5	-	6	2	▼	43
<b>Probates/Wills &amp; Trusts - Level 2</b>	2024	-	-	-	-	-	-	-	-	-	-	-	-	0	-100%	0
	2023	1	-	-	-	-	-	-	1	-	1	-	-	1	▼	3
<b>Protective Orders</b>	2024	-	-	-	-	-	-	-	-	-	-	-	-	0	0	0
	2023	-	-	-	1	-	-	-	-	-	-	-	-	0	↔	1
<b>Uncontested Divorce</b>	2024	1	-	-	-	-	-	-	-	-	-	-	-	1	0%	1
	2023	1	6	2	8	4	2	2	4	1	6	6	6	1	↔	48

This report reflects data in the case management system. Numbers will update accordingly as reports are refreshed and posted.

# PLN-CCMS-10.11 CASELOAD STATISTICS OF THE CIRCUIT COURTS

Northampton

January 2023 -- January 2024 Dispositions


Alexandria and Fairfax Circuit are not Included in State Totals

## Dashboard

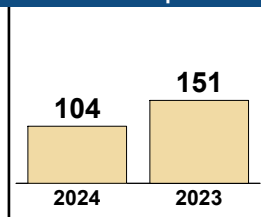
**Court:** Northampton Circuit  
**Start/End Date:** Jan-23 / Jan-24  
**2023 Average Month:** 115  
**Jan-Jan 2023:** 151  
**Dispositions Trending:** ▼

**Circuit/Court ID:** 2 202131  
**Type of Case:** Dispositions  
**2024 Average Month:** 104  
**Jan-Jan 2024 :** 104  
**Overall AVG. Month:** 114

## Monthly Dispositions Summary



## Jan --- Jan Dispositions



## Dispositions by Division

Divisions		Jan	Feb	Mar	Apr	May	Jun	Jul	Aug	Sep	Oct	Nov	Dec	Thru Jan	% Change	Total
<b>Total</b>	2024	104	-	-	-	-	-	-	-	-	-	-	-	104	-31%	104
	2023	151	81	104	67	168	84	137	79	137	128	170	77	151	▼	1,383
<b>Civil</b>	2024	5	-	-	-	-	-	-	-	-	-	-	-	5	67%	5
	2023	3	10	2	6	4	5	1	2	22	5	8	8	3	▲	76
<b>Criminal</b>	2024	73	-	-	-	-	-	-	-	-	-	-	-	73	-37%	73
	2023	116	49	84	40	142	66	122	49	92	101	132	51	116	▼	1,044
<b>Concealed Handgun Permits</b>	2024	14	-	-	-	-	-	-	-	-	-	-	-	14	-52%	14
	2023	29	15	14	17	18	11	10	24	15	15	28	16	29	▼	212
<b>Miscellaneous/ Other</b>	2024	12	-	-	-	-	-	-	-	-	-	-	-	12	300%	12
	2023	3	7	4	4	4	2	4	4	8	7	2	2	3	▲	51

## Dispositions by Case Category

Case Categories		Jan	Feb	Mar	Apr	May	Jun	Jul	Aug	Sep	Oct	Nov	Dec	Thru Jan	% Change	Total
<b>Administrative Law</b>	2024	-	-	-	-	-	-	-	-	-	-	-	-	0	0	0
	2023	-	2	-	1	-	-	-	-	-	-	-	-	0	↔	3
<b>Capital Murder</b>	2024	-	-	-	-	-	-	-	-	-	-	-	-	0	0	0
	2023	-	-	-	-	1	-	-	-	-	-	1	-	0	↔	2
<b>Contested Divorce</b>	2024	-	-	-	-	-	-	-	-	-	-	-	-	0	0	0
	2023	-	2	-	1	1	1	-	-	1	-	-	2	0	↔	8
<b>Domestic and Family - Level 1</b>	2024	-	-	-	-	-	-	-	-	-	-	-	-	0	0	0
	2023	-	1	-	-	-	1	-	-	-	1	-	-	0	↔	3
<b>Domestic and Family - Level 2</b>	2024	-	-	-	-	-	-	-	-	-	-	-	-	0	0	0
	2023	-	1	-	-	-	-	-	-	-	-	-	-	0	↔	1
<b>Felonies and Related Matters</b>	2024	29	-	-	-	-	-	-	-	-	-	-	-	29	32%	29
	2023	22	25	32	30	66	34	66	21	23	60	68	18	22	▲	465
<b>General Civil - Level 2</b>	2024	2	-	-	-	-	-	-	-	-	-	-	-	2	2	2
	2023	-	2	1	2	-	3	-	1	19	3	7	2	0	↔	40
<b>General Civil - Level 3</b>	2024	2	-	-	-	-	-	-	-	-	-	-	-	2	2	2
	2023	-	-	-	1	1	-	1	1	2	2	1	2	0	↔	11
<b>Miscellaneous Civil</b>	2024	20	-	-	-	-	-	-	-	-	-	-	-	20	-38%	20
	2023	32	21	18	19	21	13	13	28	20	21	30	18	32	▼	254
<b>Misdemeanor</b>	2024	31	-	-	-	-	-	-	-	-	-	-	-	31	-62%	31
	2023	82	22	44	10	56	28	44	27	48	36	53	28	82	▼	478
<b>Other</b>	2024	5	-	-	-	-	-	-	-	-	-	-	-	5	5	5
	2023	-	-	-	-	-	-	-	-	-	-	-	-	0	↔	0
<b>Other Criminally Related Matters</b>	2024	13	-	-	-	-	-	-	-	-	-	-	-	13	0%	13
	2023	13	2	8	1	20	4	12	1	21	5	10	5	13	↔	102
<b>Probates/Wills &amp; Trusts - Level 2</b>	2024	-	-	-	-	-	-	-	-	-	-	-	-	0	0	0
	2023	-	-	-	-	-	-	-	-	-	-	-	1	0	↔	1
<b>Uncontested Divorce</b>	2024	2	-	-	-	-	-	-	-	-	-	-	-	2	0%	2
	2023	2	3	1	2	2	-	1	-	3	-	-	1	2	↔	15

This report reflects data in the case management system. Numbers will update accordingly as reports are refreshed and posted.

# PLN-CCMS-10.11 CASELOAD STATISTICS OF THE CIRCUIT COURTS

Virginia Beach

January 2023 -- January 2024 Dispositions


Alexandria and Fairfax Circuit are not Included in State Totals

## Dashboard

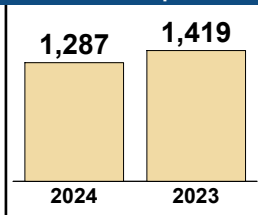
**Court:** Virginia Beach Circuit  
**Start/End Date:** Jan-23 / Jan-24  
**2023 Average Month:** 1,276  
**Jan-Jan 2023:** 1,419  
**Dispositions Trending:** ▼

**Circuit/Court ID:** 2 202810  
**Type of Case:** Dispositions  
**2024 Average Month:** 1,287  
**Jan-Jan 2024 :** 1,287  
**Overall AVG. Month:** 1,277

## Monthly Dispositions Summary



## Jan --- Jan Dispositions



## Dispositions by Division

Divisions		Jan	Feb	Mar	Apr	May	Jun	Jul	Aug	Sep	Oct	Nov	Dec	Thru Jan	% Change	Total
<b>Total</b>	2024	1,287												1,287	-9%	1,287
	2023	1,419	1,193	1,471	1,211	1,320	1,330	1,186	1,455	1,141	1,298	1,173	1,119	1,419	▼	15,316
<b>Civil</b>	2024	278												278	-23%	278
	2023	360	307	345	315	314	309	284	378	302	321	294	289	360	▼	3,818
<b>Criminal</b>	2024	650												650	6%	650
	2023	613	540	701	541	621	582	499	700	533	623	583	485	613	▲	7,021
<b>Concealed Handgun Permits</b>	2024													0	0	0
	2023			2										0	↔	2
<b>Miscellaneous/ Other</b>	2024	359												359	-20%	359
	2023	446	346	423	355	385	438	402	377	305	352	296	344	446	▼	4,469
<b>Others</b>	2024													0	0	0
	2023						1	1		1	2		1	0	↔	6

## Dispositions by Case Category

Case Categories		Jan	Feb	Mar	Apr	May	Jun	Jul	Aug	Sep	Oct	Nov	Dec	Thru Jan	% Change	Total
<b>Administrative Law</b>	2024	1												1	-67%	1
	2023	3	1			1			1		2			3	▼	8
<b>Capital Murder</b>	2024													0	-100%	0
	2023	1				3								1	▼	4
<b>Contested Divorce</b>	2024	27												27	-18%	27
	2023	33	20	26	31	36	27	21	27	28	26	18	20	33	▼	313
<b>Domestic and Family - Level 1</b>	2024	29												29	-26%	29
	2023	39	41	37	34	35	26	24	47	45	31	34	32	39	▼	425
<b>Domestic and Family - Level 2</b>	2024	21												21	-16%	21
	2023	25	15	21	16	11	15	17	17	13	22	17	17	25	▼	206
<b>Felonies and Related Matters</b>	2024	401												401	2%	401
	2023	392	338	400	337	379	343	307	395	285	379	348	284	392	▲	4,187
<b>General Civil - Level 1</b>	2024	4												4	300%	4
	2023	1	2	5	4	6	4	4	6	6		4	9	1	▲	51
<b>General Civil - Level 2</b>	2024	53												53	-40%	53
	2023	88	76	85	61	48	64	41	64	64	62	49	42	88	▼	744
<b>General Civil - Level 3</b>	2024	94												94	-19%	94
	2023	116	108	101	131	124	120	117	135	107	114	102	113	116	▼	1,388
<b>Miscellaneous Civil</b>	2024	152												152	-28%	152
	2023	212	153	191	159	194	212	238	186	143	122	139	129	212	▼	2,078
<b>Misdemeanor</b>	2024	202												202	4%	202
	2023	195	173	249	179	214	189	156	266	189	212	204	179	195	▲	2,405
<b>Other</b>	2024	188												188	-9%	188
	2023	207	163	217	151	169	206	158	168	135	214	158	196	207	▼	2,142
<b>Other Criminally Related Matters</b>	2024	53												53	89%	53
	2023	28	31	60	28	26	56	42	54	65	38	37	28	28	▲	493
<b>Probates/Wills &amp; Trusts - Level 1</b>	2024													0	0	0
	2023				1		1		2			1	1	0	↔	6
<b>Probates/Wills &amp; Trusts - Level 2</b>	2024	13												13	86%	13
	2023	7	16	9	14	17	17	21	23	11	21	8	11	7	▲	175
<b>Protective Orders</b>	2024													0	0	0
	2023					1			2		2		3	0	↔	8
<b>Uncontested Divorce</b>	2024	49												49	-32%	49
	2023	72	56	70	65	56	50	40	62	50	53	54	55	72	▼	683


This report reflects data in the case management system. Numbers will update accordingly as reports are refreshed and posted.

Dashboard

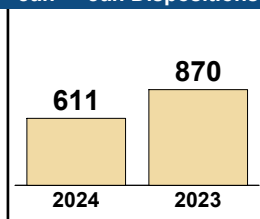
**Court:** Portsmouth Circuit  
**Start/End Date:** Jan-23 / Jan-24  
**2023 Average Month:** 717  
**Jan-Jan 2023:** 870  
**Dispositions Trending:** ▼

**Circuit/Court ID:** 3 203740  
**Type of Case:** Dispositions  
**2024 Average Month:** 611  
**Jan-Jan 2024 :** 611  
**Overall AVG. Month:** 709

Monthly Dispositions Summary



Jan --- Jan Dispositions



Dispositions by Division

Divisions		Jan	Feb	Mar	Apr	May	Jun	Jul	Aug	Sep	Oct	Nov	Dec	Thru Jan	% Change	Total
<b>Total</b>	2024	611	-	-	-	-	-	-	-	-	-	-	-	611	-30%	611
	2023	870	930	961	857	750	617	683	561	609	628	647	490	870	▼	8,603
<b>Civil</b>	2024	229	-	-	-	-	-	-	-	-	-	-	-	229	2%	229
	2023	224	349	299	348	259	196	309	180	200	231	279	159	224	▲	3,033
<b>Criminal</b>	2024	166	-	-	-	-	-	-	-	-	-	-	-	166	-18%	166
	2023	203	173	224	153	202	120	105	133	127	161	141	126	203	▼	1,868
<b>Concealed Handgun Permits</b>	2024	77	-	-	-	-	-	-	-	-	-	-	-	77	-61%	77
	2023	197	171	163	117	98	90	79	64	123	72	107	83	197	▼	1,364
<b>Miscellaneous/ Other</b>	2024	139	-	-	-	-	-	-	-	-	-	-	-	139	-43%	139
	2023	246	237	274	239	191	210	190	180	159	164	120	122	246	▼	2,332
<b>Others</b>	2024	-	-	-	-	-	-	-	-	-	-	-	-	0	0	0
	2023	-	-	1	-	-	1	-	4	-	-	-	-	0	↔	6

Dispositions by Case Category

Case Categories		Jan	Feb	Mar	Apr	May	Jun	Jul	Aug	Sep	Oct	Nov	Dec	Thru Jan	% Change	Total
<b>Administrative Law</b>	2024	2	-	-	-	-	-	-	-	-	-	-	-	2	2	2
	2023	-	1	2	1	1	1	1	1	1	-	1	-	0	↔	10
<b>Capital Murder</b>	2024	4	-	-	-	-	-	-	-	-	-	-	-	4	4	4
	2023	-	-	-	1	-	-	-	-	-	-	2	-	0	↔	3
<b>Contested Divorce</b>	2024	10	-	-	-	-	-	-	-	-	-	-	-	10	67%	10
	2023	6	14	16	22	8	5	8	2	12	18	13	8	6	▲	132
<b>Domestic and Family - Level 1</b>	2024	7	-	-	-	-	-	-	-	-	-	-	-	7	133%	7
	2023	3	99	16	6	13	46	6	12	9	7	12	9	3	▲	238
<b>Domestic and Family - Level 2</b>	2024	1	-	-	-	-	-	-	-	-	-	-	-	1	0%	1
	2023	1	9	1	3	1	-	4	2	2	2	5	5	1	↔	35
<b>Felonies and Related Matters</b>	2024	109	-	-	-	-	-	-	-	-	-	-	-	109	-21%	109
	2023	138	94	150	94	106	56	70	89	53	131	80	69	138	▼	1,130
<b>General Civil</b>	2024	5	-	-	-	-	-	-	-	-	-	-	-	5	-81%	5
	2023	27	8	-	-	7	4	3	15	12	4	6	4	27	▼	90
<b>General Civil - Level 1</b>	2024	2	-	-	-	-	-	-	-	-	-	-	-	2	0%	2
	2023	2	1	2	9	2	3	1	-	1	1	1	1	2	↔	24
<b>General Civil - Level 2</b>	2024	18	-	-	-	-	-	-	-	-	-	-	-	18	80%	18
	2023	10	7	27	59	16	12	19	12	14	21	28	12	10	▲	237
<b>General Civil - Level 3</b>	2024	156	-	-	-	-	-	-	-	-	-	-	-	156	-17%	156
	2023	188	164	195	180	193	117	251	148	135	160	194	106	188	▼	2,031
<b>Miscellaneous Civil</b>	2024	147	-	-	-	-	-	-	-	-	-	-	-	147	-53%	147
	2023	310	260	299	275	192	211	196	137	204	140	162	157	310	▼	2,543
<b>Misdemeanor</b>	2024	44	-	-	-	-	-	-	-	-	-	-	-	44	-2%	44
	2023	45	54	41	31	59	31	23	21	62	24	35	38	45	▼	464
<b>Other</b>	2024	55	-	-	-	-	-	-	-	-	-	-	-	55	-48%	55
	2023	105	163	126	88	93	83	69	90	66	86	59	42	105	▼	1,070
<b>Other Criminally Related Matters</b>	2024	19	-	-	-	-	-	-	-	-	-	-	-	19	-5%	19
	2023	20	35	36	29	38	34	16	24	12	8	26	19	20	▼	297
<b>Probates/Wills &amp; Trusts - Level 1</b>	2024	1	-	-	-	-	-	-	-	-	-	-	-	1	1	1
	2023	-	-	-	1	2	1	1	-	-	-	-	-	0	↔	5
<b>Probates/Wills &amp; Trusts - Level 2</b>	2024	3	-	-	-	-	-	-	-	-	-	-	-	3	3	3
	2023	-	1	6	10	4	3	1	3	-	6	1	4	0	↔	39
<b>Protective Orders</b>	2024	-	-	-	-	-	-	-	-	-	-	-	-	0	0	0
	2023	-	1	4	3	2	-	-	-	-	-	-	-	0	↔	10
<b>Uncontested Divorce</b>	2024	28	-	-	-	-	-	-	-	-	-	-	-	28	87%	28
	2023	15	19	40	45	13	10	14	5	26	20	22	16	15	▲	245

This report reflects data in the case management system. Numbers will update accordingly as reports are refreshed and posted.

# PLN-CCMS-10.11 CASELOAD STATISTICS OF THE CIRCUIT COURTS

Norfolk

January 2023 -- January 2024 Dispositions

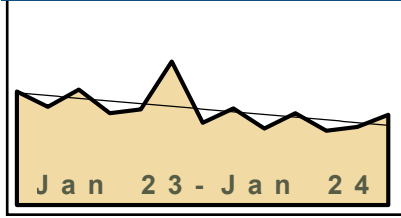
Alexandria and Fairfax Circuit are not Included in State Totals

## Dashboard

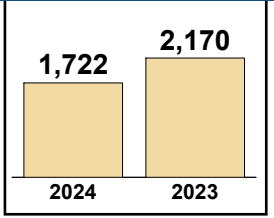
**Court:** Norfolk Circuit  
**Start/End Date:** Jan-23 / Jan-24  
**2023 Average Month:** 1,842  
**Jan-Jan 2023:** 2,170  
**Dispositions Trending:** ▼

**Circuit/Court ID:** 4 204710  
**Type of Case:** Dispositions  
**2024 Average Month:** 1,722  
**Jan-Jan 2024 :** 1,722  
**Overall AVG. Month:** 1,833

## Monthly Dispositions Summary



## Jan --- Jan Dispositions



## Dispositions by Division

Divisions		Jan	Feb	Mar	Apr	May	Jun	Jul	Aug	Sep	Oct	Nov	Dec	Thru Jan	% Change	Total
<b>Total</b>	2024	1,722	-	-	-	-	-	-	-	-	-	-	-	1,722	-21%	1,722
	2023	2,170	1,873	2,205	1,751	1,830	2,741	1,574	1,844	1,461	1,751	1,418	1,490	2,170	▼	22,108
<b>Civil</b>	2024	393	-	-	-	-	-	-	-	-	-	-	-	393	13%	393
	2023	347	350	443	447	403	470	364	395	404	393	371	405	347	▲	4,792
<b>Criminal</b>	2024	395	-	-	-	-	-	-	-	-	-	-	-	395	-8%	395
	2023	430	317	467	381	312	429	380	526	458	421	402	418	430	▼	4,941
<b>Concealed Handgun Permits</b>	2024	216	-	-	-	-	-	-	-	-	-	-	-	216	-20%	216
	2023	270	237	316	251	227	191	198	207	180	197	171	191	270	▼	2,636
<b>Miscellaneous/ Other</b>	2024	716	-	-	-	-	-	-	-	-	-	-	-	716	-36%	716
	2023	1,121	966	979	672	888	1,649	632	713	419	738	471	476	1,121	▼	9,724
<b>Others</b>	2024	2	-	-	-	-	-	-	-	-	-	-	-	2	0%	2
	2023	2	3	-	-	-	2	-	3	-	2	3	-	2	↔	15

## Dispositions by Case Category

Case Categories		Jan	Feb	Mar	Apr	May	Jun	Jul	Aug	Sep	Oct	Nov	Dec	Thru Jan	% Change	Total
<b>Administrative Law</b>	2024	1	-	-	-	-	-	-	-	-	-	-	-	1	-83%	1
	2023	6	3	7	3	1	3	4	6	2	8	5	3	6	▼	51
<b>Contested Divorce</b>	2024	76	-	-	-	-	-	-	-	-	-	-	-	76	9%	76
	2023	70	70	88	108	88	91	67	84	74	72	78	96	70	▲	986
<b>Domestic and Family - Level 1</b>	2024	39	-	-	-	-	-	-	-	-	-	-	-	39	0%	39
	2023	39	37	26	22	18	38	13	24	22	55	37	28	39	↔	359
<b>Domestic and Family - Level 2</b>	2024	33	-	-	-	-	-	-	-	-	-	-	-	33	22%	33
	2023	27	18	25	19	24	21	17	24	15	23	18	23	27	▲	254
<b>Felonies and Related Matters</b>	2024	294	-	-	-	-	-	-	-	-	-	-	-	294	1%	294
	2023	291	233	339	269	185	309	242	359	296	288	288	280	291	▲	3,379
<b>General Civil - Level 1</b>	2024	2	-	-	-	-	-	-	-	-	-	-	-	2	-33%	2
	2023	3	3	5	3	2	7	3	4	1	1	5	6	3	▼	43
<b>General Civil - Level 2</b>	2024	61	-	-	-	-	-	-	-	-	-	-	-	61	74%	61
	2023	35	43	44	48	34	47	41	50	43	36	46	41	35	▲	508
<b>General Civil - Level 3</b>	2024	97	-	-	-	-	-	-	-	-	-	-	-	97	3%	97
	2023	94	72	116	80	95	106	78	110	83	104	69	56	94	▲	1,063
<b>Miscellaneous Civil</b>	2024	751	-	-	-	-	-	-	-	-	-	-	-	751	-36%	751
	2023	1,181	1,022	1,086	807	986	1,733	736	765	508	782	526	563	1,181	▼	10,695
<b>Misdemeanor</b>	2024	55	-	-	-	-	-	-	-	-	-	-	-	55	-44%	55
	2023	98	61	88	68	76	83	92	119	95	88	67	93	98	▼	1,028
<b>Other</b>	2024	96	-	-	-	-	-	-	-	-	-	-	-	96	-7%	96
	2023	103	105	94	56	43	41	37	35	22	45	57	49	103	▼	687
<b>Other Criminally Related Matters</b>	2024	48	-	-	-	-	-	-	-	-	-	-	-	48	0%	48
	2023	48	33	46	52	57	49	50	59	71	49	51	47	48	↔	612
<b>Probates/Wills &amp; Trusts - Level 1</b>	2024	-	-	-	-	-	-	-	-	-	-	-	-	0	0	0
	2023	-	4	1	1	1	1	3	5	2	5	2	3	0	↔	28
<b>Probates/Wills &amp; Trusts - Level 2</b>	2024	17	-	-	-	-	-	-	-	-	-	-	-	17	-6%	17
	2023	18	25	28	25	25	15	13	33	15	23	16	24	18	▼	260
<b>Protective Orders</b>	2024	8	-	-	-	-	-	-	-	-	-	-	-	8	300%	8
	2023	2	2	5	3	3	6	4	3	7	4	1	7	2	▲	47
<b>Uncontested Divorce</b>	2024	144	-	-	-	-	-	-	-	-	-	-	-	144	-7%	144
	2023	155	142	207	187	192	191	174	164	205	168	152	171	155	▼	2,108

This report reflects data in the case management system. Numbers will update accordingly as reports are refreshed and posted.

# PLN-CCMS-10.11 CASELOAD STATISTICS OF THE CIRCUIT COURTS

Isle of Wight

January 2023 -- January 2024 Dispositions

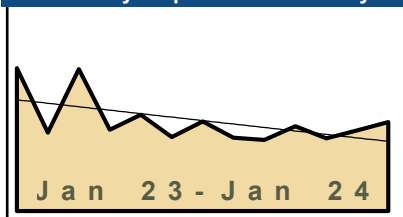
Alexandria and Fairfax Circuit are not Included in State Totals

## Dashboard

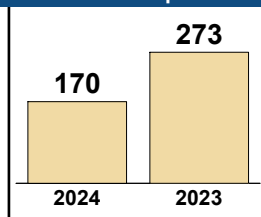
**Court:** Isle of Wight Circuit  
**Start/End Date:** Jan-23 / Jan-24  
**2023 Average Month:** 173  
**Jan-Jan 2023:** 273  
**Dispositions Trending:** ▼

**Circuit/Court ID:** 5 205093  
**Type of Case:** Dispositions  
**2024 Average Month:** 170  
**Jan-Jan 2024 :** 170  
**Overall AVG. Month:** 173

## Monthly Dispositions Summary



## Jan --- Jan Dispositions



## Dispositions by Division

Divisions		Jan	Feb	Mar	Apr	May	Jun	Jul	Aug	Sep	Oct	Nov	Dec	Thru Jan	% Change	Total
<b>Total</b>	2024	170	-	-	-	-	-	-	-	-	-	-	-	170	-38%	170
	2023	273	150	271	155	184	141	171	140	136	162	139	154	273	▼	2,076
<b>Civil</b>	2024	12	-	-	-	-	-	-	-	-	-	-	-	12	-54%	12
	2023	26	11	23	23	24	26	20	17	17	21	32	26	26	▼	266
<b>Criminal</b>	2024	41	-	-	-	-	-	-	-	-	-	-	-	41	-31%	41
	2023	59	38	56	42	29	56	46	37	34	34	23	34	59	▼	488
<b>Concealed Handgun Permits</b>	2024	98	-	-	-	-	-	-	-	-	-	-	-	98	-36%	98
	2023	153	86	154	67	104	30	78	65	60	77	67	73	153	▼	1,014
<b>Miscellaneous/ Other</b>	2024	19	-	-	-	-	-	-	-	-	-	-	-	19	-44%	19
	2023	34	15	38	22	27	29	27	21	25	30	17	21	34	▼	306
<b>Others</b>	2024	-	-	-	-	-	-	-	-	-	-	-	-	0	-100%	0
	2023	1	-	-	1	-	-	-	-	-	-	-	-	1	▼	2

## Dispositions by Case Category

Case Categories		Jan	Feb	Mar	Apr	May	Jun	Jul	Aug	Sep	Oct	Nov	Dec	Thru Jan	% Change	Total
<b>Administrative Law</b>	2024	-	-	-	-	-	-	-	-	-	-	-	-	0	0	0
	2023	-	-	-	-	-	-	-	-	-	-	-	1	0	↔	1
<b>Contested Divorce</b>	2024	1	-	-	-	-	-	-	-	-	-	-	-	1	-50%	1
	2023	2	4	2	2	2	2	5	4	2	8	6	1	2	▼	40
<b>Domestic and Family - Level 1</b>	2024	-	-	-	-	-	-	-	-	-	-	-	-	0	-100%	0
	2023	7	1	2	-	-	4	2	2	2	2	2	3	7	▼	27
<b>Domestic and Family - Level 2</b>	2024	-	-	-	-	-	-	-	-	-	-	-	-	0	-100%	0
	2023	3	-	3	2	1	-	2	-	1	-	1	3	3	▼	16
<b>Felonies and Related Matters</b>	2024	24	-	-	-	-	-	-	-	-	-	-	-	24	-41%	24
	2023	41	23	44	32	20	43	32	31	26	16	17	20	41	▼	345
<b>General Civil - Level 1</b>	2024	1	-	-	-	-	-	-	-	-	-	-	-	1	1	1
	2023	-	-	-	-	-	-	-	-	-	-	-	1	0	↔	1
<b>General Civil - Level 2</b>	2024	3	-	-	-	-	-	-	-	-	-	-	-	3	0%	3
	2023	3	3	5	3	3	7	3	4	4	4	4	5	3	↔	48
<b>General Civil - Level 3</b>	2024	1	-	-	-	-	-	-	-	-	-	-	-	1	1	1
	2023	-	2	2	9	4	4	1	3	4	3	3	4	0	↔	39
<b>Miscellaneous Civil</b>	2024	117	-	-	-	-	-	-	-	-	-	-	-	117	-32%	117
	2023	171	94	173	79	119	51	95	78	76	102	77	82	171	▼	1,197
<b>Misdemeanor</b>	2024	11	-	-	-	-	-	-	-	-	-	-	-	11	-21%	11
	2023	14	6	9	4	5	7	9	1	5	9	4	5	14	▼	78
<b>Other</b>	2024	1	-	-	-	-	-	-	-	-	-	-	-	1	-94%	1
	2023	18	7	19	11	12	7	10	8	9	5	4	9	18	▼	119
<b>Other Criminally Related Matters</b>	2024	6	-	-	-	-	-	-	-	-	-	-	-	6	50%	6
	2023	4	9	3	8	4	7	5	5	3	9	2	9	4	▲	68
<b>Probates/Wills &amp; Trusts - Level 1</b>	2024	-	-	-	-	-	-	-	-	-	-	-	-	0	0	0
	2023	-	-	1	-	1	-	-	-	-	-	-	1	0	↔	3
<b>Probates/Wills &amp; Trusts - Level 2</b>	2024	3	-	-	-	-	-	-	-	-	-	-	-	3	200%	3
	2023	1	-	-	-	-	-	2	-	-	-	3	2	1	▲	8
<b>Uncontested Divorce</b>	2024	2	-	-	-	-	-	-	-	-	-	-	-	2	-78%	2
	2023	9	1	8	5	13	9	5	4	4	4	13	11	9	▼	86

This report reflects data in the case management system. Numbers will update accordingly as reports are refreshed and posted.



# PLN-CCMS-10.11 CASELOAD STATISTICS OF THE CIRCUIT COURTS

Southampton

January 2023 -- January 2024 Dispositions


Alexandria and Fairfax Circuit are not Included in State Totals

### Dashboard

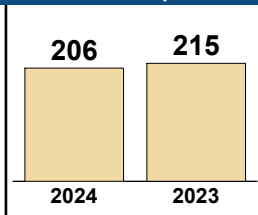
**Court:** Southampton Circuit  
**Start/End Date:** Jan-23 / Jan-24  
**2023 Average Month:** 172  
**Jan-Jan 2023:** 215  
**Dispositions Trending:** ▼

**Circuit/Court ID:** 5 205175  
**Type of Case:** Dispositions  
**2024 Average Month:** 206  
**Jan-Jan 2024 :** 206  
**Overall AVG. Month:** 174

### Monthly Dispositions Summary



### Jan --- Jan Dispositions



### Dispositions by Division

Divisions		Jan	Feb	Mar	Apr	May	Jun	Jul	Aug	Sep	Oct	Nov	Dec	Thru Jan	% Change	Total
<b>Total</b>	2024	206	-	-	-	-	-	-	-	-	-	-	-	206	-4%	206
	2023	215	174	197	174	190	151	168	156	228	151	124	133	215	▼	2,061
<b>Civil</b>	2024	18	-	-	-	-	-	-	-	-	-	-	-	18	38%	18
	2023	13	15	14	19	14	10	21	21	12	16	19	18	13	▲	192
<b>Criminal</b>	2024	92	-	-	-	-	-	-	-	-	-	-	-	92	10%	92
	2023	84	69	64	88	113	60	94	80	128	57	55	64	84	▲	956
<b>Concealed Handgun Permits</b>	2024	81	-	-	-	-	-	-	-	-	-	-	-	81	-7%	81
	2023	87	73	95	45	36	43	32	21	48	46	30	33	87	▼	589
<b>Miscellaneous/ Other</b>	2024	14	-	-	-	-	-	-	-	-	-	-	-	14	-53%	14
	2023	30	17	24	22	27	38	21	34	40	32	20	18	30	▼	323
<b>Others</b>	2024	1	-	-	-	-	-	-	-	-	-	-	-	1	0%	1
	2023	1	-	-	-	-	-	-	-	-	-	-	-	1	↔	1

### Dispositions by Case Category

Case Categories		Jan	Feb	Mar	Apr	May	Jun	Jul	Aug	Sep	Oct	Nov	Dec	Thru Jan	% Change	Total
<b>Contested Divorce</b>	2024	2	-	-	-	-	-	-	-	-	-	-	-	2	-33%	2
	2023	3	1	-	2	1	2	3	-	2	-	1	4	3	▼	19
<b>Domestic and Family - Level 1</b>	2024	4	-	-	-	-	-	-	-	-	-	-	-	4	4	4
	2023	-	-	-	-	-	1	3	1	-	-	1	-	0	↔	6
<b>Domestic and Family - Level 2</b>	2024	-	-	-	-	-	-	-	-	-	-	-	-	0	0	0
	2023	-	-	-	1	-	-	-	1	-	-	1	1	0	↔	4
<b>Felonies and Related Matters</b>	2024	56	-	-	-	-	-	-	-	-	-	-	-	56	19%	56
	2023	47	49	44	49	68	39	55	43	80	44	36	30	47	▲	584
<b>General Civil - Level 1</b>	2024	-	-	-	-	-	-	-	-	-	-	-	-	0	0	0
	2023	-	1	-	-	-	-	1	-	2	-	-	1	0	↔	5
<b>General Civil - Level 2</b>	2024	-	-	-	-	-	-	-	-	-	-	-	-	0	-100%	0
	2023	3	7	2	6	2	2	3	5	4	3	3	5	3	▼	45
<b>General Civil - Level 3</b>	2024	4	-	-	-	-	-	-	-	-	-	-	-	4	100%	4
	2023	2	2	4	8	7	3	4	7	4	10	7	4	2	▲	62
<b>Miscellaneous Civil</b>	2024	92	-	-	-	-	-	-	-	-	-	-	-	92	-9%	92
	2023	101	79	106	58	43	63	41	34	67	63	41	40	101	▼	736
<b>Misdemeanor</b>	2024	31	-	-	-	-	-	-	-	-	-	-	-	31	35%	31
	2023	23	12	11	23	28	17	18	24	40	6	10	17	23	▲	229
<b>Other</b>	2024	5	-	-	-	-	-	-	-	-	-	-	-	5	-75%	5
	2023	20	11	13	8	19	18	15	20	19	15	10	11	20	▼	179
<b>Other Criminally Related Matters</b>	2024	5	-	-	-	-	-	-	-	-	-	-	-	5	-64%	5
	2023	14	8	10	16	17	4	21	14	8	7	10	17	14	▼	146
<b>Probates/Wills &amp; Trusts - Level 2</b>	2024	-	-	-	-	-	-	-	-	-	-	-	-	0	0	0
	2023	-	-	-	-	-	-	-	1	-	-	2	-	0	↔	3
<b>Protective Orders</b>	2024	-	-	-	-	-	-	-	-	-	-	-	-	0	0	0
	2023	-	1	1	1	-	2	-	-	-	-	-	-	0	↔	5
<b>Uncontested Divorce</b>	2024	7	-	-	-	-	-	-	-	-	-	-	-	7	250%	7
	2023	2	3	6	2	5	-	4	6	2	3	2	3	2	▲	38

# PLN-CCMS-10.11 CASELOAD STATISTICS OF THE CIRCUIT COURTS

Suffolk

January 2023 -- January 2024 Dispositions


Alexandria and Fairfax Circuit are not Included in State Totals

## Dashboard

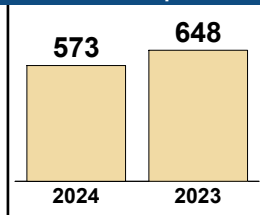
**Court:** Suffolk Circuit  
**Start/End Date:** Jan-23 / Jan-24  
**2023 Average Month:** 541  
**Jan-Jan 2023:** 648  
**Dispositions Trending:** ▼

**Circuit/Court ID:** 5 205800  
**Type of Case:** Dispositions  
**2024 Average Month:** 573  
**Jan-Jan 2024 :** 573  
**Overall AVG. Month:** 544

## Monthly Dispositions Summary



## Jan --- Jan Dispositions



## Dispositions by Division

Divisions		Jan	Feb	Mar	Apr	May	Jun	Jul	Aug	Sep	Oct	Nov	Dec	Thru Jan	% Change	Total
<b>Total</b>	2024	573	-	-	-	-	-	-	-	-	-	-	-	573	-12%	573
	2023	648	372	688	547	592	494	516	476	466	558	656	481	648	▼	6,494
<b>Civil</b>	2024	91	-	-	-	-	-	-	-	-	-	-	-	91	38%	91
	2023	66	69	63	67	67	56	72	53	60	89	116	128	66	▲	906
<b>Criminal</b>	2024	230	-	-	-	-	-	-	-	-	-	-	-	230	7%	230
	2023	214	172	336	260	295	216	241	228	255	244	281	178	214	▲	2,920
<b>Concealed Handgun Permits</b>	2024	187	-	-	-	-	-	-	-	-	-	-	-	187	-43%	187
	2023	330	90	243	183	187	175	172	152	117	187	214	138	330	▼	2,188
<b>Miscellaneous/ Other</b>	2024	65	-	-	-	-	-	-	-	-	-	-	-	65	71%	65
	2023	38	41	46	36	43	46	31	43	33	38	44	37	38	▲	476
<b>Others</b>	2024	-	-	-	-	-	-	-	-	-	-	-	-	0	0	0
	2023	-	-	-	1	-	1	-	-	1	-	1	-	0	↔	4

## Dispositions by Case Category

Case Categories		Jan	Feb	Mar	Apr	May	Jun	Jul	Aug	Sep	Oct	Nov	Dec	Thru Jan	% Change	Total
<b>Administrative Law</b>	2024	2	-	-	-	-	-	-	-	-	-	-	-	2	2	2
	2023	-	-	-	-	-	1	-	-	-	-	-	-	0	↔	1
<b>Capital Murder</b>	2024	-	-	-	-	-	-	-	-	-	-	-	-	0	-100%	0
	2023	1	-	1	-	-	-	1	-	1	-	-	1	1	▼	5
<b>Contested Divorce</b>	2024	10	-	-	-	-	-	-	-	-	-	-	-	10	-23%	10
	2023	13	6	4	4	7	6	7	6	9	18	13	14	13	▼	107
<b>Domestic and Family - Level 1</b>	2024	6	-	-	-	-	-	-	-	-	-	-	-	6	-25%	6
	2023	8	7	11	1	9	6	3	3	6	10	5	4	8	▼	73
<b>Domestic and Family - Level 2</b>	2024	9	-	-	-	-	-	-	-	-	-	-	-	9	-10%	9
	2023	10	7	6	8	5	5	8	5	7	9	8	15	10	▼	93
<b>Felonies and Related Matters</b>	2024	145	-	-	-	-	-	-	-	-	-	-	-	145	24%	145
	2023	117	72	228	167	215	120	128	126	166	146	169	96	117	▲	1,750
<b>General Civil - Level 1</b>	2024	3	-	-	-	-	-	-	-	-	-	-	-	3	3	3
	2023	-	-	-	1	-	1	1	1	-	4	2	3	0	↔	13
<b>General Civil - Level 2</b>	2024	18	-	-	-	-	-	-	-	-	-	-	-	18	80%	18
	2023	10	8	11	19	9	9	10	15	10	11	33	26	10	▲	171
<b>General Civil - Level 3</b>	2024	8	-	-	-	-	-	-	-	-	-	-	-	8	0%	8
	2023	8	24	4	9	12	8	18	5	5	9	17	12	8	↔	131
<b>Miscellaneous Civil</b>	2024	249	-	-	-	-	-	-	-	-	-	-	-	249	-32%	249
	2023	367	127	288	214	229	220	204	199	149	225	244	177	367	▼	2,643
<b>Misdemeanor</b>	2024	65	-	-	-	-	-	-	-	-	-	-	-	65	-21%	65
	2023	82	74	101	79	60	75	96	88	77	67	95	66	82	▼	960
<b>Other</b>	2024	-	-	-	-	-	-	-	-	-	-	-	-	0	-100%	0
	2023	1	1	3	1	1	2	-	-	1	1	4	3	1	▼	18
<b>Other Criminally Related Matters</b>	2024	20	-	-	-	-	-	-	-	-	-	-	-	20	43%	20
	2023	14	26	11	16	20	21	24	15	11	32	18	15	14	▲	223
<b>Probates/Wills &amp; Trusts - Level 1</b>	2024	1	-	-	-	-	-	-	-	-	-	-	-	1	1	1
	2023	-	1	-	-	-	1	-	-	-	-	-	1	0	↔	3
<b>Probates/Wills &amp; Trusts - Level 2</b>	2024	6	-	-	-	-	-	-	-	-	-	-	-	6	100%	6
	2023	3	-	4	3	4	4	2	3	3	6	5	6	3	▲	43
<b>Uncontested Divorce</b>	2024	31	-	-	-	-	-	-	-	-	-	-	-	31	121%	31
	2023	14	19	16	25	20	16	14	10	21	20	42	43	14	▲	260

This report reflects data in the case management system. Numbers will update accordingly as reports are refreshed and posted.

# PLN-CCMS-10.11 CASELOAD STATISTICS OF THE CIRCUIT COURTS

Brunswick

January 2023 -- January 2024 Dispositions


Alexandria and Fairfax Circuit are not Included in State Totals

### Dashboard

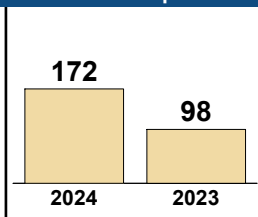
**Court:** Brunswick Circuit  
**Start/End Date:** Jan-23 / Jan-24  
**2023 Average Month:** 92  
**Jan-Jan 2023:** 98  
**Dispositions Trending:** ▲

**Circuit/Court ID:** 6 206025  
**Type of Case:** Dispositions  
**2024 Average Month:** 172  
**Jan-Jan 2024 :** 172  
**Overall AVG. Month:** 98

### Monthly Dispositions Summary



### Jan --- Jan Dispositions



### Dispositions by Division

Divisions		Jan	Feb	Mar	Apr	May	Jun	Jul	Aug	Sep	Oct	Nov	Dec	Thru Jan	% Change	Total
<b>Total</b>	2024	172	-	-	-	-	-	-	-	-	-	-	-	172	76%	172
	2023	98	140	79	109	56	134	58	127	56	92	51	103	98	▲	1,103
<b>Civil</b>	2024	24	-	-	-	-	-	-	-	-	-	-	-	24	2,300%	24
	2023	1	5	2	3	3	7	3	3	1	6	3	3	1	▲	40
<b>Criminal</b>	2024	65	-	-	-	-	-	-	-	-	-	-	-	65	76%	65
	2023	37	92	42	55	33	80	37	57	27	48	12	56	37	▲	576
<b>Concealed Handgun Permits</b>	2024	30	-	-	-	-	-	-	-	-	-	-	-	30	-41%	30
	2023	51	33	22	31	11	34	12	53	22	17	26	30	51	▼	342
<b>Miscellaneous/ Other</b>	2024	53	-	-	-	-	-	-	-	-	-	-	-	53	489%	53
	2023	9	10	13	20	9	13	6	14	6	19	10	14	9	▲	143
<b>Others</b>	2024	-	-	-	-	-	-	-	-	-	-	-	-	0	0	0
	2023	-	-	-	-	-	-	-	-	-	2	-	-	0	↔	2

### Dispositions by Case Category

Case Categories		Jan	Feb	Mar	Apr	May	Jun	Jul	Aug	Sep	Oct	Nov	Dec	Thru Jan	% Change	Total
<b>Administrative Law</b>	2024	2	-	-	-	-	-	-	-	-	-	-	-	2	2	2
	2023	-	-	-	-	-	-	-	-	-	-	-	-	0	↔	0
<b>Contested Divorce</b>	2024	4	-	-	-	-	-	-	-	-	-	-	-	4	300%	4
	2023	1	-	1	2	-	1	1	-	1	-	-	-	1	▲	7
<b>Domestic and Family - Level 1</b>	2024	-	-	-	-	-	-	-	-	-	-	-	-	0	0	0
	2023	-	-	1	-	-	2	-	-	-	5	-	-	0	↔	8
<b>Domestic and Family - Level 2</b>	2024	-	-	-	-	-	-	-	-	-	-	-	-	0	0	0
	2023	-	-	-	-	-	-	-	-	-	-	1	-	0	↔	1
<b>Felonies and Related Matters</b>	2024	36	-	-	-	-	-	-	-	-	-	-	-	36	29%	36
	2023	28	36	31	23	20	39	31	15	21	23	10	12	28	▲	289
<b>General Civil - Level 1</b>	2024	-	-	-	-	-	-	-	-	-	-	-	-	0	0	0
	2023	-	-	-	-	-	-	1	-	-	-	-	-	0	↔	1
<b>General Civil - Level 2</b>	2024	10	-	-	-	-	-	-	-	-	-	-	-	10	10	10
	2023	-	2	-	-	-	1	1	-	-	-	-	2	0	↔	6
<b>General Civil - Level 3</b>	2024	9	-	-	-	-	-	-	-	-	-	-	-	9	800%	9
	2023	1	2	-	-	2	1	-	-	-	1	1	3	1	▲	11
<b>Miscellaneous Civil</b>	2024	73	-	-	-	-	-	-	-	-	-	-	-	73	26%	73
	2023	58	39	26	37	13	45	15	63	23	31	28	39	58	▲	417
<b>Misdemeanor</b>	2024	27	-	-	-	-	-	-	-	-	-	-	-	27	238%	27
	2023	8	42	11	22	11	29	6	27	6	12	2	9	8	▲	185
<b>Other</b>	2024	1	-	-	-	-	-	-	-	-	-	-	-	1	0%	1
	2023	1	4	9	14	7	1	3	4	5	6	8	2	1	↔	64
<b>Other Criminally Related Matters</b>	2024	2	-	-	-	-	-	-	-	-	-	-	-	2	100%	2
	2023	1	14	-	10	2	12	-	15	-	13	-	35	1	▲	102
<b>Probates/Wills &amp; Trusts - Level 2</b>	2024	2	-	-	-	-	-	-	-	-	-	-	-	2	2	2
	2023	-	-	-	-	-	-	-	-	-	-	-	-	0	↔	0
<b>Uncontested Divorce</b>	2024	6	-	-	-	-	-	-	-	-	-	-	-	6	6	6
	2023	-	1	-	1	1	3	-	3	-	1	1	1	0	↔	12

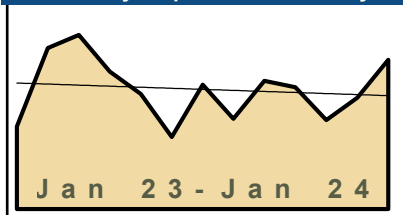
This report reflects data in the case management system. Numbers will update accordingly as reports are refreshed and posted.

Dashboard

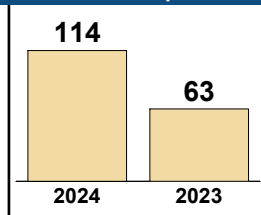
**Court:** Greenville Circuit  
**Start/End Date:** Jan-23 / Jan-24  
**2023 Average Month:** 90  
**Jan-Jan 2023:** 63  
**Dispositions Trending:** ▲

**Circuit/Court ID:** 6 206081  
**Type of Case:** Dispositions  
**2024 Average Month:** 114  
**Jan-Jan 2024 :** 114  
**Overall AVG. Month:** 91

Monthly Dispositions Summary



Jan --- Jan Dispositions



Dispositions by Division

Divisions		Jan	Feb	Mar	Apr	May	Jun	Jul	Aug	Sep	Oct	Nov	Dec	Thru Jan	% Change	Total
<b>Total</b>	2024	114	-	-	-	-	-	-	-	-	-	-	-	114	81%	114
	2023	63	123	133	105	88	55	95	69	98	93	68	85	63	▲	1,075
<b>Civil</b>	2024	9	-	-	-	-	-	-	-	-	-	-	-	9	125%	9
	2023	4	2	8	11	9	5	12	15	4	7	9	3	4	▲	89
<b>Criminal</b>	2024	77	-	-	-	-	-	-	-	-	-	-	-	77	175%	77
	2023	28	103	67	67	46	26	61	28	62	53	44	77	28	▲	662
<b>Concealed Handgun Permits</b>	2024	24	-	-	-	-	-	-	-	-	-	-	-	24	-11%	24
	2023	27	15	52	20	26	19	11	12	29	30	12	-	27	▼	253
<b>Miscellaneous/ Other</b>	2024	4	-	-	-	-	-	-	-	-	-	-	-	4	0%	4
	2023	4	2	6	7	7	4	11	14	3	3	3	5	4	↔	69
<b>Others</b>	2024	-	-	-	-	-	-	-	-	-	-	-	-	0	0	0
	2023	-	1	-	-	-	1	-	-	-	-	-	-	0	↔	2

Dispositions by Case Category


Case Categories		Jan	Feb	Mar	Apr	May	Jun	Jul	Aug	Sep	Oct	Nov	Dec	Thru Jan	% Change	Total
<b>Administrative Law</b>	2024	-	-	-	1	-	-	-	-	-	-	-	-	0	0	0
	2023	-	-	-	-	-	-	-	-	-	-	-	-	0	↔	1
<b>Capital Murder</b>	2024	-	-	-	-	1	-	-	-	-	1	-	-	0	0	0
	2023	-	-	-	-	-	-	-	-	-	-	-	-	0	↔	2
<b>Contested Divorce</b>	2024	-	-	-	-	-	1	2	-	-	3	1	-	2	▼	11
	2023	2	1	1	-	-	-	-	-	-	-	-	-	2	▼	11
<b>Domestic and Family - Level 1</b>	2024	2	-	-	-	-	-	-	-	-	-	-	-	2	2	2
	2023	-	-	-	-	2	2	-	1	-	-	-	-	0	↔	5
<b>Domestic and Family - Level 2</b>	2024	-	-	-	-	-	1	3	2	-	1	-	-	1	▼	11
	2023	1	-	2	-	-	1	3	2	-	1	-	1	1	▼	11
<b>Felonies and Related Matters</b>	2024	42	-	-	-	-	-	-	-	-	-	-	-	42	91%	42
	2023	22	73	42	52	25	15	38	15	43	32	27	61	22	▲	445
<b>General Civil - Level 2</b>	2024	3	-	-	-	-	-	-	-	-	-	-	-	3	200%	3
	2023	1	1	1	5	4	-	2	2	2	2	4	2	1	▲	26
<b>General Civil - Level 3</b>	2024	2	-	-	-	-	-	-	-	-	-	-	-	2	100%	2
	2023	1	-	2	1	3	-	5	-	1	-	-	-	1	▲	13
<b>Miscellaneous Civil</b>	2024	27	-	-	-	-	-	-	-	-	-	-	-	27	-7%	27
	2023	29	17	56	28	32	23	18	35	32	33	16	4	29	▼	323
<b>Misdemeanor</b>	2024	31	-	-	-	-	-	-	-	-	-	-	-	31	417%	31
	2023	6	19	17	10	10	4	13	13	15	8	13	15	6	▲	143
<b>Other</b>	2024	-	-	-	-	-	-	-	-	-	-	-	-	0	0	0
	2023	-	1	-	-	-	1	-	-	-	-	1	-	0	↔	3
<b>Other Criminally Related Matters</b>	2024	6	-	-	-	-	-	-	-	-	-	-	-	6	6	6
	2023	-	11	8	5	10	7	10	-	4	12	4	2	0	↔	73
<b>Probates/Wills &amp; Trusts - Level 2</b>	2024	-	-	-	-	-	-	-	-	-	-	-	-	0	0	0
	2023	-	-	-	3	-	-	-	-	-	-	-	-	0	↔	3
<b>Uncontested Divorce</b>	2024	1	-	-	-	-	-	-	-	-	-	-	-	1	0%	1
	2023	1	-	4	-	1	1	4	1	1	1	2	-	1	↔	16

Dashboard

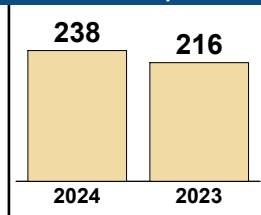
**Court:** Prince George Circuit  
**Start/End Date:** Jan-23 / Jan-24  
**2023 Average Month:** 177  
**Jan-Jan 2023:** 216  
**Dispositions Trending:** ▲

**Circuit/Court ID:** 6 206149  
**Type of Case:** Dispositions  
**2024 Average Month:** 238  
**Jan-Jan 2024 :** 238  
**Overall AVG. Month:** 181

Monthly Dispositions Summary



Jan --- Jan Dispositions



Dispositions by Division

Divisions		Jan	Feb	Mar	Apr	May	Jun	Jul	Aug	Sep	Oct	Nov	Dec	Thru Jan	% Change	Total
<b>Total</b>	2024	238	-	-	-	-	-	-	-	-	-	-	-	238	10%	238
	2023	216	194	262	146	162	205	172	200	153	152	123	133	216	▲	2,118
<b>Civil</b>	2024	14	-	-	-	-	-	-	-	-	-	-	-	14	-13%	14
	2023	16	7	15	18	38	11	15	24	10	17	13	14	16	▼	198
<b>Criminal</b>	2024	109	-	-	-	-	-	-	-	-	-	-	-	109	3%	109
	2023	106	87	100	64	58	100	69	99	76	46	53	77	106	▲	935
<b>Concealed Handgun Permits</b>	2024	108	-	-	-	-	-	-	-	-	-	-	-	108	16%	108
	2023	93	93	128	55	59	84	76	69	57	70	53	38	93	▲	875
<b>Miscellaneous/ Other</b>	2024	7	-	-	-	-	-	-	-	-	-	-	-	7	600%	7
	2023	1	7	19	9	7	10	12	8	10	19	4	4	1	▲	110

Dispositions by Case Category

Case Categories		Jan	Feb	Mar	Apr	May	Jun	Jul	Aug	Sep	Oct	Nov	Dec	Thru Jan	% Change	Total
<b>Contested Divorce</b>	2024	3	-	-	-	-	-	-	-	-	-	-	-	3	50%	3
	2023	2	-	2	4	7	1	-	3	4	1	5	2	2	▲	31
<b>Domestic and Family - Level 1</b>	2024	2	-	-	-	-	-	-	-	-	-	-	-	2	100%	2
	2023	1	1	1	2	4	-	2	4	3	1	-	1	1	▲	20
<b>Domestic and Family - Level 2</b>	2024	-	-	-	-	-	-	-	-	-	-	-	-	0	-100%	0
	2023	2	-	1	-	1	1	-	1	-	1	-	2	2	▼	9
<b>Felonies and Related Matters</b>	2024	67	-	-	-	-	-	-	-	-	-	-	-	67	10%	67
	2023	61	57	55	32	32	59	40	58	37	27	30	43	61	▲	531
<b>General Civil - Level 1</b>	2024	-	-	-	-	-	-	-	-	-	-	-	-	0	0	0
	2023	-	-	-	-	-	-	-	1	-	1	-	2	0	↔	4
<b>General Civil - Level 2</b>	2024	2	-	-	-	-	-	-	-	-	-	-	-	2	-33%	2
	2023	3	3	1	-	6	2	1	6	1	5	2	2	3	▼	32
<b>General Civil - Level 3</b>	2024	3	-	-	-	-	-	-	-	-	-	-	-	3	200%	3
	2023	1	1	2	4	8	5	1	5	1	-	1	2	1	▲	31
<b>Miscellaneous Civil</b>	2024	115	-	-	-	-	-	-	-	-	-	-	-	115	22%	115
	2023	94	100	143	64	65	93	88	77	67	89	56	42	94	▲	978
<b>Misdemeanor</b>	2024	38	-	-	-	-	-	-	-	-	-	-	-	38	-7%	38
	2023	41	25	43	26	25	40	26	36	34	15	22	30	41	▼	363
<b>Other</b>	2024	-	-	-	-	-	-	-	-	-	-	-	-	0	0	0
	2023	-	1	-	-	1	-	-	1	-	-	-	-	0	↔	3
<b>Other Criminally Related Matters</b>	2024	5	-	-	-	-	-	-	-	-	-	-	-	5	25%	5
	2023	4	5	2	6	1	1	4	5	5	4	1	4	4	▲	42
<b>Probates/Wills &amp; Trusts - Level 1</b>	2024	-	-	-	-	-	-	-	-	-	-	-	-	0	0	0
	2023	-	-	-	-	-	-	-	-	-	-	1	-	0	↔	1
<b>Probates/Wills &amp; Trusts - Level 2</b>	2024	-	-	-	-	-	-	-	-	-	-	-	-	0	-100%	0
	2023	1	1	1	-	4	-	1	1	-	1	-	-	1	▼	10
<b>Uncontested Divorce</b>	2024	3	-	-	-	-	-	-	-	-	-	-	-	3	-50%	3
	2023	6	-	11	8	8	3	9	2	1	7	5	3	6	▼	63

# PLN-CCMS-10.11 CASELOAD STATISTICS OF THE CIRCUIT COURTS

Surry

January 2023 -- January 2024 Dispositions

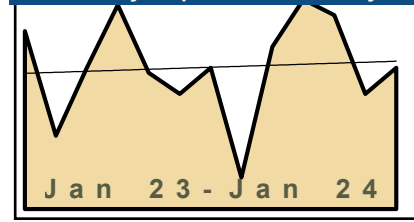
Alexandria and Fairfax Circuit are not Included in State Totals

## Dashboard

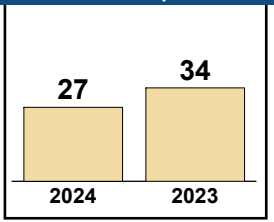
**Court:** Surry Circuit  
**Start/End Date:** Jan-23 / Jan-24  
**2023 Average Month:** 27  
**Jan-Jan 2023:** 34  
**Dispositions Trending:** ▼

**Circuit/Court ID:** 6 206181  
**Type of Case:** Dispositions  
**2024 Average Month:** 27  
**Jan-Jan 2024 :** 27  
**Overall AVG. Month:** 27

## Monthly Dispositions Summary



## Jan --- Jan Dispositions



## Dispositions by Division

Divisions	Year	Jan	Feb	Mar	Apr	May	Jun	Jul	Aug	Sep	Oct	Nov	Dec	Thru Jan	% Change	Total
<b>Total</b>	2024	27	-	-	-	-	-	-	-	-	-	-	-	27	-21%	27
	2023	34	14	27	39	26	22	27	6	31	40	37	22	34	▼	325
<b>Civil</b>	2024	-	-	-	-	-	-	-	-	-	-	-	-	0	-100%	0
	2023	3	-	2	4	2	1	2	1	7	15	6	4	3	▼	47
<b>Criminal</b>	2024	15	-	-	-	-	-	-	-	-	-	-	-	15	400%	15
	2023	3	-	3	-	1	10	-	2	7	14	3	5	3	▲	48
<b>Concealed Handgun Permits</b>	2024	12	-	-	-	-	-	-	-	-	-	-	-	12	-43%	12
	2023	21	14	16	33	22	8	19	2	16	2	19	6	21	▼	178
<b>Miscellaneous/ Other</b>	2024	-	-	-	-	-	-	-	-	-	-	-	-	0	-100%	0
	2023	7	-	6	2	1	3	6	1	1	9	9	7	7	▼	52


## Dispositions by Case Category

Case Categories	Year	Jan	Feb	Mar	Apr	May	Jun	Jul	Aug	Sep	Oct	Nov	Dec	Thru Jan	% Change	Total
<b>Administrative Law</b>	2024	-	-	-	-	-	-	-	-	-	-	-	-	0	0	0
	2023	-	-	-	-	-	-	-	-	-	-	2	-	0	↔	2
<b>Contested Divorce</b>	2024	-	-	-	-	-	-	-	-	-	-	-	-	0	0	0
	2023	-	-	-	1	-	-	1	1	-	5	2	-	0	↔	10
<b>Domestic and Family - Level 1</b>	2024	-	-	-	-	-	-	-	-	-	-	-	-	0	0	0
	2023	-	-	-	1	1	-	-	-	3	-	-	-	0	↔	5
<b>Domestic and Family - Level 2</b>	2024	-	-	-	-	-	-	-	-	-	-	-	-	0	0	0
	2023	-	-	-	-	-	-	-	-	-	1	-	-	0	↔	1
<b>Felonies and Related Matters</b>	2024	8	-	-	-	-	-	-	-	-	-	-	-	8	8	8
	2023	-	-	2	-	1	8	-	1	4	6	2	3	0	↔	27
<b>General Civil - Level 2</b>	2024	-	-	-	-	-	-	-	-	-	-	-	-	0	-100%	0
	2023	1	-	1	-	-	-	-	-	-	1	6	-	1	▼	10
<b>General Civil - Level 3</b>	2024	-	-	-	-	-	-	-	-	-	-	-	-	0	-100%	0
	2023	1	-	-	1	1	-	-	-	-	6	1	1	1	▼	11
<b>Miscellaneous Civil</b>	2024	12	-	-	-	-	-	-	-	-	-	-	-	12	-56%	12
	2023	27	14	22	35	23	10	25	3	17	7	27	13	27	▼	223
<b>Misdemeanor</b>	2024	7	-	-	-	-	-	-	-	-	-	-	-	7	133%	7
	2023	3	-	1	-	-	1	-	1	3	7	1	3	3	▲	20
<b>Other</b>	2024	-	-	-	-	-	-	-	-	-	-	-	-	0	0	0
	2023	-	-	-	-	-	1	-	-	-	-	-	-	0	↔	1
<b>Other Criminally Related Matters</b>	2024	-	-	-	-	-	-	-	-	-	-	-	-	0	0	0
	2023	-	-	-	-	-	1	-	-	-	1	-	-	0	↔	2
<b>Probates/Wills &amp; Trusts - Level 2</b>	2024	-	-	-	-	-	-	-	-	-	-	-	-	0	-100%	0
	2023	1	-	1	-	-	-	-	-	-	-	-	-	1	▼	2
<b>Protective Orders</b>	2024	-	-	-	-	-	-	-	-	-	-	-	-	0	0	0
	2023	-	-	-	-	-	1	-	-	-	-	1	-	0	↔	2
<b>Uncontested Divorce</b>	2024	-	-	-	-	-	-	-	-	-	-	-	-	0	-100%	0
	2023	1	-	-	1	-	-	1	-	3	1	1	1	1	▼	9

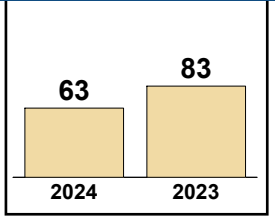
Dashboard

**Court:** Sussex Circuit **Circuit/Court ID:** 6 206183  
**Start/End Date:** Jan-23 / Jan-24 **Type of Case:** Dispositions  
**2023 Average Month:** 55 **2024 Average Month:**63  
**Jan-Jan 2023:** 83 **Jan-Jan 2024 :** 63  
**Dispositions Trending:** ▼ **Overall AVG. Month:** 56

Monthly Dispositions Summary



Jan --- Jan Dispositions



Dispositions by Division

Divisions		Jan	Feb	Mar	Apr	May	Jun	Jul	Aug	Sep	Oct	Nov	Dec	Thru Jan	% Change	Total
<b>Total</b>	2024	63	-	-	-	-	-	-	-	-	-	-	-	63	-24%	63
	2023	83	49	71	46	45	45	48	58	58	59	45	54	83	▼	661
<b>Civil</b>	2024	2	-	-	-	-	-	-	-	-	-	-	-	2	0%	2
	2023	2	6	6	8	2	5	3	2	4	-	2	5	2	↔	45
<b>Criminal</b>	2024	38	-	-	-	-	-	-	-	-	-	-	-	38	-28%	38
	2023	53	16	38	18	16	19	41	27	36	42	17	26	53	▼	349
<b>Concealed Handgun Permits</b>	2024	19	-	-	-	-	-	-	-	-	-	-	-	19	-21%	19
	2023	24	17	23	17	20	17	4	21	15	14	23	20	24	▼	215
<b>Miscellaneous/ Other</b>	2024	4	-	-	-	-	-	-	-	-	-	-	-	4	0%	4
	2023	4	10	4	3	7	4	-	8	3	3	3	3	4	↔	52

Dispositions by Case Category

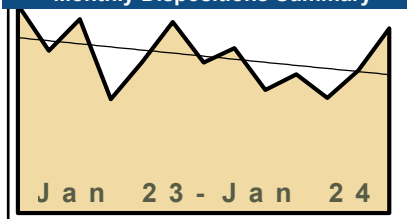
Case Categories		Jan	Feb	Mar	Apr	May	Jun	Jul	Aug	Sep	Oct	Nov	Dec	Thru Jan	% Change	Total
<b>Contested Divorce</b>	2024	-	-	1	1	-	-	2	-	-	-	-	-	0	0	0
	2023	-	-	-	-	-	-	-	-	-	-	-	1	0	↔	5
<b>Domestic and Family - Level 1</b>	2024	-	-	-	1	-	-	-	-	-	-	-	-	0	-100%	0
	2023	1	-	-	-	-	-	-	-	-	-	-	3	1	▼	5
<b>Domestic and Family - Level 2</b>	2024	-	-	-	-	-	-	-	-	-	-	-	-	0	0	0
	2023	-	-	-	-	-	1	-	-	-	-	-	-	0	↔	1
<b>Felonies and Related Matters</b>	2024	27	-	-	-	-	-	-	-	-	-	-	-	27	-29%	27
	2023	38	7	23	15	11	10	34	10	24	31	7	21	38	▼	231
<b>General Civil - Level 2</b>	2024	2	-	-	-	-	-	-	-	-	-	-	-	2	2	2
	2023	-	4	1	3	1	3	1	3	2	-	1	-	0	↔	19
<b>General Civil - Level 3</b>	2024	-	-	-	-	-	-	-	-	-	-	-	-	0	0	0
	2023	-	2	5	4	2	1	-	1	2	-	2	-	0	↔	19
<b>Miscellaneous Civil</b>	2024	22	-	-	-	-	-	-	-	-	-	-	-	22	-21%	22
	2023	28	25	25	19	26	20	4	26	18	16	24	23	28	▼	254
<b>Misdemeanor</b>	2024	9	-	-	-	-	-	-	-	-	-	-	-	9	-25%	9
	2023	12	8	11	1	2	6	5	15	8	9	6	6	12	▼	89
<b>Other Criminally Related Matters</b>	2024	2	-	-	-	-	-	-	-	-	-	-	-	2	-33%	2
	2023	3	1	4	2	3	3	2	2	4	2	4	-	3	▼	30
<b>Uncontested Divorce</b>	2024	1	-	-	-	-	-	-	-	-	-	-	-	1	0%	1
	2023	1	2	1	-	-	1	-	1	-	1	1	-	1	↔	8

Dashboard

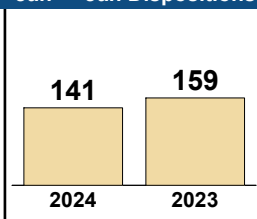
**Court:** Hopewell Circuit  
**Start/End Date:** Jan-23 / Jan-24  
**2023 Average Month:** 118  
**Jan-Jan 2023:** 159  
**Dispositions Trending:** ▼

**Circuit/Court ID:** 6 206670  
**Type of Case:** Dispositions  
**2024 Average Month:** 141  
**Jan-Jan 2024 :** 141  
**Overall AVG. Month:** 120

Monthly Dispositions Summary



Jan --- Jan Dispositions



Dispositions by Division

Divisions		Jan	Feb	Mar	Apr	May	Jun	Jul	Aug	Sep	Oct	Nov	Dec	Thru Jan	% Change	Total
<b>Total</b>	2024	141	-	-	-	-	-	-	-	-	-	-	-	141	-11%	141
	2023	159	124	148	87	115	146	115	126	94	106	88	109	159	▼	1,417
<b>Civil</b>	2024	20	-	-	-	-	-	-	-	-	-	-	-	20	-23%	20
	2023	26	9	9	12	11	5	13	17	16	25	10	14	26	▼	167
<b>Criminal</b>	2024	82	-	-	-	-	-	-	-	-	-	-	-	82	-18%	82
	2023	100	62	58	43	48	108	74	69	48	64	42	71	100	▼	787
<b>Concealed Handgun Permits</b>	2024	34	-	-	-	-	-	-	-	-	-	-	-	34	48%	34
	2023	23	47	51	18	53	22	19	24	22	13	29	17	23	▲	338
<b>Miscellaneous/ Other</b>	2024	5	-	-	-	-	-	-	-	-	-	-	-	5	-44%	5
	2023	9	6	30	14	3	11	9	16	8	4	7	7	9	▼	124
<b>Others</b>	2024	-	-	-	-	-	-	-	-	-	-	-	-	0	-100%	0
	2023	1	-	-	-	-	-	-	-	-	-	-	-	1	▼	1

Dispositions by Case Category

Case Categories		Jan	Feb	Mar	Apr	May	Jun	Jul	Aug	Sep	Oct	Nov	Dec	Thru Jan	% Change	Total
<b>Contested Divorce</b>	2024	2	-	-	-	-	-	-	-	-	-	-	-	2	2	2
	2023	-	3	2	1	2	1	1	1	3	2	2	-	0	↔	18
<b>Domestic and Family - Level 1</b>	2024	4	-	-	-	-	-	-	-	-	-	-	-	4	-75%	4
	2023	16	-	1	-	-	1	1	6	2	11	-	3	16	▼	41
<b>Domestic and Family - Level 2</b>	2024	3	-	-	-	-	-	-	-	-	-	-	-	3	50%	3
	2023	2	1	1	2	2	1	-	1	-	2	1	-	2	▲	13
<b>Felonies and Related Matters</b>	2024	59	-	-	-	-	-	-	-	-	-	-	-	59	-22%	59
	2023	76	44	43	32	35	61	49	46	29	29	26	48	76	▼	518
<b>General Civil - Level 1</b>	2024	-	-	-	-	-	-	-	-	-	-	-	-	0	0	0
	2023	-	-	-	-	-	-	-	-	1	-	-	1	0	↔	2
<b>General Civil - Level 2</b>	2024	3	-	-	-	-	-	-	-	-	-	-	-	3	3	3
	2023	-	1	-	4	-	1	2	3	3	1	1	2	0	↔	18
<b>General Civil - Level 3</b>	2024	4	-	-	-	-	-	-	-	-	-	-	-	4	0%	4
	2023	4	2	1	3	3	-	4	-	3	4	3	-	4	↔	27
<b>Miscellaneous Civil</b>	2024	39	-	-	-	-	-	-	-	-	-	-	-	39	26%	39
	2023	31	53	78	29	56	32	28	40	29	16	35	24	31	▲	451
<b>Misdemeanor</b>	2024	23	-	-	-	-	-	-	-	-	-	-	-	23	0%	23
	2023	23	18	14	7	10	46	21	23	16	31	13	20	23	↔	242
<b>Other</b>	2024	-	-	-	-	-	-	-	-	-	-	-	-	0	-100%	0
	2023	2	-	1	-	-	-	-	-	-	-	1	-	2	▼	4
<b>Other Criminally Related Matters</b>	2024	-	-	-	-	-	-	-	-	-	-	-	-	0	-100%	0
	2023	1	-	1	4	3	1	4	-	3	4	3	3	1	▼	27
<b>Probates/Wills &amp; Trusts - Level 2</b>	2024	1	-	-	-	-	-	-	-	-	-	-	-	1	1	1
	2023	-	-	1	1	-	-	1	1	-	-	-	-	0	↔	4
<b>Protective Orders</b>	2024	-	-	-	-	-	-	-	-	-	-	-	-	0	0	0
	2023	-	1	-	1	-	1	2	1	-	1	1	1	0	↔	9
<b>Uncontested Divorce</b>	2024	3	-	-	-	-	-	-	-	-	-	-	-	3	-25%	3
	2023	4	1	5	3	4	1	2	4	5	4	3	7	4	▼	43




Dashboard

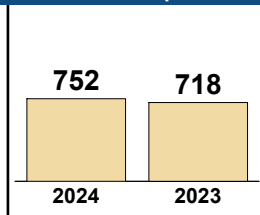
**Court:** Newport News Circuit  
**Start/End Date:** Jan-23 / Jan-24  
**2023 Average Month:** 797  
**Jan-Jan 2023:** 718  
**Dispositions Trending:** ▲

**Circuit/Court ID:** 7 207700  
**Type of Case:** Dispositions  
**2024 Average Month:** 752  
**Jan-Jan 2024 :** 752  
**Overall AVG. Month:** 794

Monthly Dispositions Summary



Jan --- Jan Dispositions



Dispositions by Division

Divisions		Jan	Feb	Mar	Apr	May	Jun	Jul	Aug	Sep	Oct	Nov	Dec	Thru Jan	% Change	Total
<b>Total</b>	2024	752	-	-	-	-	-	-	-	-	-	-	-	752	5%	752
	2023	718	722	926	765	822	1,009	788	822	697	850	705	744	718	▲	9,568
<b>Civil</b>	2024	95	-	-	-	-	-	-	-	-	-	-	-	95	8%	95
	2023	88	136	128	103	135	168	153	168	79	110	120	83	88	▲	1,471
<b>Criminal</b>	2024	321	-	-	-	-	-	-	-	-	-	-	-	321	6%	321
	2023	302	325	369	327	304	455	274	362	348	386	265	340	302	▲	4,057
<b>Concealed Handgun Permits</b>	2024	161	-	-	-	-	-	-	-	-	-	-	-	161	-23%	161
	2023	210	171	269	226	233	239	219	109	121	172	196	149	210	▼	2,314
<b>Miscellaneous/ Other</b>	2024	173	-	-	-	-	-	-	-	-	-	-	-	173	48%	173
	2023	117	89	160	108	150	147	142	181	148	182	123	172	117	▲	1,719
<b>Others</b>	2024	2	-	-	-	-	-	-	-	-	-	-	-	2	100%	2
	2023	1	1	-	1	-	-	-	2	1	-	1	-	1	▲	7

Dispositions by Case Category

Case Categories		Jan	Feb	Mar	Apr	May	Jun	Jul	Aug	Sep	Oct	Nov	Dec	Thru Jan	% Change	Total
<b>Administrative Law</b>	2024	-	-	-	-	-	-	-	-	-	-	-	-	0	0	0
	2023	-	-	-	-	1	3	-	-	-	1	-	-	0	↔	5
<b>Capital Murder</b>	2024	-	-	-	-	-	-	-	-	-	-	-	-	0	0	0
	2023	-	-	-	-	-	1	-	-	-	-	-	-	0	↔	1
<b>Contested Divorce</b>	2024	16	-	-	-	-	-	-	-	-	-	-	-	16	167%	16
	2023	6	15	18	15	17	14	15	24	12	14	22	14	6	▲	186
<b>Domestic and Family - Level 1</b>	2024	6	-	-	-	-	-	-	-	-	-	-	-	6	0%	6
	2023	6	11	26	5	12	22	11	16	5	18	22	7	6	↔	161
<b>Domestic and Family - Level 2</b>	2024	1	-	-	-	-	-	-	-	-	-	-	-	1	-75%	1
	2023	4	8	2	2	5	8	6	8	3	4	4	7	4	▼	61
<b>Felonies and Related Matters</b>	2024	173	-	-	-	-	-	-	-	-	-	-	-	173	9%	173
	2023	158	167	218	187	145	248	141	189	147	207	125	166	158	▲	2,098
<b>General Civil - Level 1</b>	2024	8	-	-	-	-	-	-	-	-	-	-	-	8	-38%	8
	2023	13	25	9	14	15	11	48	23	-	6	5	6	13	▼	175
<b>General Civil - Level 2</b>	2024	25	-	-	-	-	-	-	-	-	-	-	-	25	67%	25
	2023	15	23	24	13	23	63	14	19	19	14	22	19	15	▲	268
<b>General Civil - Level 3</b>	2024	4	-	-	-	-	-	-	-	-	-	-	-	4	-76%	4
	2023	17	10	13	15	15	17	15	12	5	11	10	7	17	▼	147
<b>Miscellaneous Civil</b>	2024	296	-	-	-	-	-	-	-	-	-	-	-	296	13%	296
	2023	262	225	332	295	310	303	301	221	203	284	297	297	262	▲	3,330
<b>Misdemeanor</b>	2024	75	-	-	-	-	-	-	-	-	-	-	-	75	-3%	75
	2023	77	88	101	72	74	96	56	84	83	102	63	80	77	▼	976
<b>Other</b>	2024	37	-	-	-	-	-	-	-	-	-	-	-	37	-39%	37
	2023	61	34	92	35	70	61	59	68	63	69	22	23	61	▼	657
<b>Other Criminally Related Matters</b>	2024	74	-	-	-	-	-	-	-	-	-	-	-	74	-6%	74
	2023	79	86	52	77	87	110	80	90	124	80	83	94	79	▼	1,042
<b>Probates/Wills &amp; Trusts - Level 1</b>	2024	-	-	-	-	-	-	-	-	-	-	-	-	0	0	0
	2023	-	1	-	-	-	-	-	-	-	-	-	-	0	↔	1
<b>Probates/Wills &amp; Trusts - Level 2</b>	2024	3	-	-	-	-	-	-	-	-	-	-	-	3	3	3
	2023	-	1	3	4	4	8	6	3	2	-	1	-	0	↔	32
<b>Uncontested Divorce</b>	2024	34	-	-	-	-	-	-	-	-	-	-	-	34	70%	34
	2023	20	28	36	31	44	44	36	65	31	40	29	24	20	▲	428

# PLN-CCMS-10.11 CASELOAD STATISTICS OF THE CIRCUIT COURTS

Hampton


January 2023 -- January 2024 Dispositions

Alexandria and Fairfax Circuit are not Included in State Totals

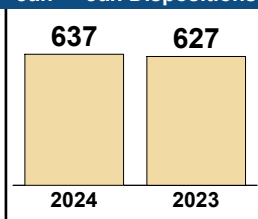
## Dashboard

**Court:** Hampton Circuit  
**Circuit/Court ID:** 8 208650  
**Start/End Date:** Jan-23 / Jan-24  
**Type of Case:** Dispositions  
**2023 Average Month:** 638  
**2024 Average Month:** 637  
**Jan-Jan 2023:** 627  
**Jan-Jan 2024 :** 637  
**Dispositions Trending:** ⇄  
**Overall AVG. Month:** 638

## Monthly Dispositions Summary



## Jan --- Jan Dispositions



## Dispositions by Division

Divisions		Jan	Feb	Mar	Apr	May	Jun	Jul	Aug	Sep	Oct	Nov	Dec	Thru Jan	% Change	Total
<b>Total</b>	2024	637												637	2%	637
	2023	627	498	784	681	620	708	635	750	577	638	626	515	627	▲	7,659
<b>Civil</b>	2024	137												137	71%	137
	2023	80	64	67	102	75	100	116	81	88	82	90	54	80	▲	999
<b>Criminal</b>	2024	285												285	-3%	285
	2023	295	224	406	257	274	376	319	382	293	344	266	325	295	▼	3,761
<b>Concealed Handgun Permits</b>	2024	159												159	-26%	159
	2023	216	154	244	269	210	152	119	212	139	153	224	84	216	▼	2,176
<b>Miscellaneous/ Other</b>	2024	56												56	56%	56
	2023	36	56	66	53	61	80	81	74	57	58	44	51	36	▲	717
<b>Others</b>	2024	-												0	0	0
	2023	-	-	1	-	-	-	-	1	-	1	2	1	0	⇄	6

## Dispositions by Case Category

Case Categories		Jan	Feb	Mar	Apr	May	Jun	Jul	Aug	Sep	Oct	Nov	Dec	Thru Jan	% Change	Total
<b>Administrative Law</b>	2024	-												0	0	0
	2023	-	-	-	1	-	2	-	-	-	-	-	-	0	⇄	3
<b>Capital Murder</b>	2024	-												0	0	0
	2023	-	-	-	-	-	-	-	-	-	1	-	-	0	⇄	1
<b>Contested Divorce</b>	2024	20												20	82%	20
	2023	11	8	5	13	12	13	19	3	7	11	13	3	11	▲	118
<b>Domestic and Family - Level 1</b>	2024	9												9	-53%	9
	2023	19	5	5	12	14	10	9	11	11	8	12	10	19	▼	126
<b>Domestic and Family - Level 2</b>	2024	2												2	0%	2
	2023	2	1	3	5	-	-	5	4	4	-	1	2	2	⇄	27
<b>Felonies and Related Matters</b>	2024	117												117	-31%	117
	2023	170	123	215	151	130	144	148	187	153	129	103	139	170	▼	1,792
<b>General Civil</b>	2024	-												0	0	0
	2023	-	-	-	-	1	-	-	-	-	-	-	-	0	⇄	1
<b>General Civil - Level 1</b>	2024	2												2	2	2
	2023	-	-	-	1	-	1	-	-	1	1	2	1	0	⇄	7
<b>General Civil - Level 2</b>	2024	22												22	16%	22
	2023	19	14	13	17	19	13	17	12	10	6	20	10	19	▲	170
<b>General Civil - Level 3</b>	2024	11												11	10%	11
	2023	10	10	15	19	10	30	6	9	21	18	15	4	10	▲	167
<b>Miscellaneous Civil</b>	2024	189												189	-24%	189
	2023	248	180	267	298	243	200	169	256	179	190	253	117	248	▼	2,600
<b>Misdemeanor</b>	2024	73												73	-5%	73
	2023	77	65	121	74	73	104	71	97	76	83	79	109	77	▼	1,029
<b>Other</b>	2024	25												25	733%	25
	2023	3	29	39	23	25	31	30	31	18	25	19	20	3	▲	293
<b>Other Criminally Related Matters</b>	2024	113												113	109%	113
	2023	54	43	88	41	72	140	101	128	78	139	86	78	54	▲	1,048
<b>Probates/Wills &amp; Trusts - Level 1</b>	2024	-												0	0	0
	2023	-	-	-	1	-	-	1	-	-	-	-	-	0	⇄	2
<b>Probates/Wills &amp; Trusts - Level 2</b>	2024	4												4	0%	4
	2023	4	3	1	3	1	3	3	2	2	3	1	4	4	⇄	30
<b>Uncontested Divorce</b>	2024	50												50	400%	50
	2023	10	17	12	22	20	17	56	10	17	24	22	18	10	▲	245


This report reflects data in the case management system. Numbers will update accordingly as reports are refreshed and posted.

Dashboard

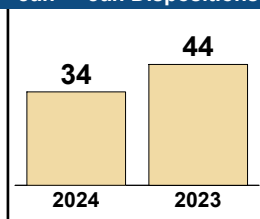
**Court:** Charles City Circuit  
**Start/End Date:** Jan-23 / Jan-24  
**2023 Average Month:** 34  
**Jan-Jan 2023:** 44  
**Dispositions Trending:** ▼

**Circuit/Court ID:** 9 209036  
**Type of Case:** Dispositions  
**2024 Average Month:** 34  
**Jan-Jan 2024 :** 34  
**Overall AVG. Month:** 34

Monthly Dispositions Summary



Jan --- Jan Dispositions



Dispositions by Division

Divisions		Jan	Feb	Mar	Apr	May	Jun	Jul	Aug	Sep	Oct	Nov	Dec	Thru Jan	% Change	Total
<b>Total</b>	2024	34	-	-	-	-	-	-	-	-	-	-	-	34	-23%	34
	2023	44	40	41	33	23	28	78	14	15	15	38	37	44	▼	406
<b>Civil</b>	2024	1	-	-	-	-	-	-	-	-	-	-	-	1	-67%	1
	2023	3	4	-	1	-	8	26	2	5	2	7	2	3	▼	60
<b>Criminal</b>	2024	7	-	-	-	-	-	-	-	-	-	-	-	7	-36%	7
	2023	11	4	8	6	8	3	6	1	2	3	16	7	11	▼	75
<b>Concealed Handgun Permits</b>	2024	19	-	-	-	-	-	-	-	-	-	-	-	19	12%	19
	2023	17	28	24	25	11	12	12	9	5	8	13	13	17	▲	177
<b>Miscellaneous/ Other</b>	2024	7	-	-	-	-	-	-	-	-	-	-	-	7	-46%	7
	2023	13	4	9	1	4	5	34	2	3	2	2	15	13	▼	94

Dispositions by Case Category

Case Categories		Jan	Feb	Mar	Apr	May	Jun	Jul	Aug	Sep	Oct	Nov	Dec	Thru Jan	% Change	Total
<b>Contested Divorce</b>	2024	1	-	-	-	-	-	-	-	-	-	-	-	1	1	1
	2023	-	1	-	-	-	1	3	-	-	-	1	-	0	↔	6
<b>Domestic and Family - Level 1</b>	2024	-	-	-	-	-	-	-	-	-	-	-	-	0	0	0
	2023	-	-	-	-	-	-	6	-	1	1	-	-	0	↔	8
<b>Domestic and Family - Level 2</b>	2024	-	-	-	-	-	-	-	-	-	-	-	-	0	0	0
	2023	-	1	-	-	-	-	-	1	-	-	-	1	0	↔	3
<b>Felonies and Related Matters</b>	2024	5	-	-	-	-	-	-	-	-	-	-	-	5	-38%	5
	2023	8	3	6	4	7	2	4	1	2	1	12	5	8	▼	55
<b>General Civil - Level 1</b>	2024	-	-	-	-	-	-	-	-	-	-	-	-	0	0	0
	2023	-	-	-	-	-	-	-	-	-	-	-	1	0	↔	1
<b>General Civil - Level 2</b>	2024	-	-	-	-	-	-	-	-	-	-	-	-	0	-100%	0
	2023	2	-	1	-	-	5	6	-	2	1	1	2	2	▼	20
<b>General Civil - Level 3</b>	2024	-	-	-	-	-	-	-	-	-	-	-	-	0	-100%	0
	2023	2	-	-	1	-	1	1	-	-	-	-	1	2	▼	6
<b>Miscellaneous Civil</b>	2024	26	-	-	-	-	-	-	-	-	-	-	-	26	-4%	26
	2023	27	32	32	26	15	13	48	11	8	10	15	24	27	▼	261
<b>Misdemeanor</b>	2024	2	-	-	-	-	-	-	-	-	-	-	-	2	100%	2
	2023	1	1	1	2	1	1	1	-	1	2	-	2	1	▲	13
<b>Other</b>	2024	-	-	-	-	-	-	-	-	-	-	-	-	0	0	0
	2023	-	1	-	-	-	-	1	-	1	-	-	3	0	↔	6
<b>Other Criminally Related Matters</b>	2024	-	-	-	-	-	-	-	-	-	-	-	-	0	-100%	0
	2023	2	-	1	-	-	-	1	-	-	-	4	-	2	▼	8
<b>Probates/Wills &amp; Trusts - Level 2</b>	2024	-	-	-	-	-	-	-	-	-	-	-	-	0	0	0
	2023	-	-	-	-	-	1	-	-	-	-	-	-	0	↔	1
<b>Uncontested Divorce</b>	2024	-	-	-	-	-	-	-	-	-	-	-	-	0	-100%	0
	2023	2	1	-	-	-	4	7	1	-	-	3	-	2	▼	18

# PLN-CCMS-10.11 CASELOAD STATISTICS OF THE CIRCUIT COURTS

Gloucester

January 2023 -- January 2024 Dispositions

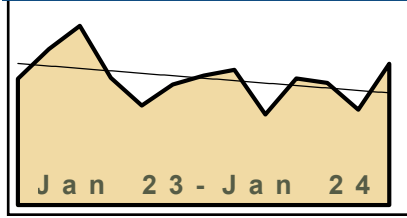
Alexandria and Fairfax Circuit are not Included in State Totals

### Dashboard

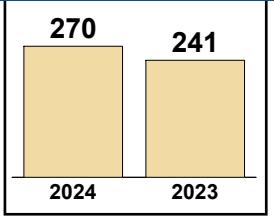
**Court:** Gloucester Circuit  
**Start/End Date:** Jan-23 / Jan-24  
**2023 Average Month:** 240  
**Jan-Jan 2023:** 241  
**Dispositions Trending:** ▲

**Circuit/Court ID:** 9 209073  
**Type of Case:** Dispositions  
**2024 Average Month:** 270  
**Jan-Jan 2024 :** 270  
**Overall AVG. Month:** 242

### Monthly Dispositions Summary



### Jan --- Jan Dispositions



### Dispositions by Division

Divisions		Jan	Feb	Mar	Apr	May	Jun	Jul	Aug	Sep	Oct	Nov	Dec	Thru Jan	% Change	Total
<b>Total</b>	2024	270	-	-	-	-	-	-	-	-	-	-	-	270	12%	270
	2023	241	298	342	243	190	230	247	258	173	242	233	182	241	▲	2,879
<b>Civil</b>	2024	26	-	-	-	-	-	-	-	-	-	-	-	26	136%	26
	2023	11	24	49	11	12	17	31	40	18	25	32	29	11	▲	299
<b>Criminal</b>	2024	71	-	-	-	-	-	-	-	-	-	-	-	71	8%	71
	2023	66	97	99	70	57	101	74	88	68	70	104	60	66	▲	954
<b>Concealed Handgun Permits</b>	2024	117	-	-	-	-	-	-	-	-	-	-	-	117	6%	117
	2023	110	98	115	121	93	67	87	77	44	85	45	68	110	▲	1,010
<b>Miscellaneous/ Other</b>	2024	56	-	-	-	-	-	-	-	-	-	-	-	56	4%	56
	2023	54	79	77	39	28	45	55	53	43	62	52	25	54	▲	612
<b>Others</b>	2024	-	-	-	-	-	-	-	-	-	-	-	-	0	0	0
	2023	-	-	2	2	-	-	-	-	-	-	-	-	0	↔	4

### Dispositions by Case Category


Case Categories		Jan	Feb	Mar	Apr	May	Jun	Jul	Aug	Sep	Oct	Nov	Dec	Thru Jan	% Change	Total
<b>Contested Divorce</b>	2024	5	-	-	-	-	-	-	-	-	-	-	-	5	150%	5
	2023	2	-	8	-	1	-	4	8	-	-	5	4	2	▲	32
<b>Domestic and Family - Level 1</b>	2024	1	-	-	-	-	-	-	-	-	-	-	-	1	1	1
	2023	-	2	7	3	-	3	3	6	1	8	4	2	0	↔	39
<b>Domestic and Family - Level 2</b>	2024	2	-	-	-	-	-	-	-	-	-	-	-	2	2	2
	2023	-	2	3	-	-	1	7	3	1	-	-	4	0	↔	21
<b>Felonies and Related Matters</b>	2024	43	-	-	-	-	-	-	-	-	-	-	-	43	2%	43
	2023	42	86	83	55	39	70	55	52	46	44	72	39	42	▲	683
<b>General Civil - Level 1</b>	2024	-	-	-	-	-	-	-	-	-	-	-	-	0	0	0
	2023	-	-	-	-	-	1	-	-	-	-	-	-	0	↔	1
<b>General Civil - Level 2</b>	2024	5	-	-	-	-	-	-	-	-	-	-	-	5	67%	5
	2023	3	6	5	4	1	8	2	2	1	6	6	4	3	▲	48
<b>General Civil - Level 3</b>	2024	3	-	-	-	-	-	-	-	-	-	-	-	3	-25%	3
	2023	4	11	6	3	3	2	1	9	8	4	3	2	4	▼	56
<b>Miscellaneous Civil</b>	2024	140	-	-	-	-	-	-	-	-	-	-	-	140	13%	140
	2023	124	134	158	131	102	85	103	96	64	110	70	77	124	▲	1,254
<b>Misdemeanor</b>	2024	25	-	-	-	-	-	-	-	-	-	-	-	25	9%	25
	2023	23	10	10	10	18	25	16	36	19	18	28	15	23	▲	228
<b>Other</b>	2024	37	-	-	-	-	-	-	-	-	-	-	-	37	-5%	37
	2023	39	43	33	32	18	26	39	36	22	36	27	19	39	▼	370
<b>Other Criminally Related Matters</b>	2024	3	-	-	-	-	-	-	-	-	-	-	-	3	200%	3
	2023	1	2	6	5	-	6	3	1	3	8	4	6	1	▲	45
<b>Probates/Wills &amp; Trusts - Level 2</b>	2024	1	-	-	-	-	-	-	-	-	-	-	-	1	1	1
	2023	-	1	-	-	-	-	1	-	-	3	1	1	0	↔	7
<b>Uncontested Divorce</b>	2024	5	-	-	-	-	-	-	-	-	-	-	-	5	67%	5
	2023	3	1	23	-	8	3	13	9	8	5	13	9	3	▲	95

This report reflects data in the case management system. Numbers will update accordingly as reports are refreshed and posted.

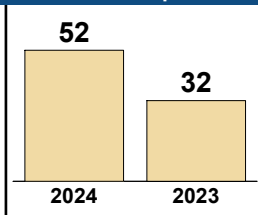
Dashboard

**Court:** King & Queen Circuit **Circuit/Court ID:** 9 209097  
**Start/End Date:** Jan-23 / Jan-24 **Type of Case:** Dispositions  
**2023 Average Month:** 33 **2024 Average Month:** 52  
**Jan-Jan 2023:** 32 **Jan-Jan 2024 :** 52  
**Dispositions Trending:** ▲ **Overall AVG. Month:** 34

Monthly Dispositions Summary



Jan --- Jan Dispositions



Dispositions by Division

Divisions		Jan	Feb	Mar	Apr	May	Jun	Jul	Aug	Sep	Oct	Nov	Dec	Thru Jan	% Change	Total
<b>Total</b>	2024	52	-	-	-	-	-	-	-	-	-	-	-	52	63%	52
	2023	32	37	27	34	33	39	35	39	27	25	42	20	32	▲	390
<b>Civil</b>	2024	8	-	-	-	-	-	-	-	-	-	-	-	8	167%	8
	2023	3	1	6	-	1	4	4	5	6	3	2	2	3	▲	37
<b>Criminal</b>	2024	8	-	-	-	-	-	-	-	-	-	-	-	8	-20%	8
	2023	10	13	1	14	9	11	21	14	7	11	14	2	10	▼	127
<b>Concealed Handgun Permits</b>	2024	26	-	-	-	-	-	-	-	-	-	-	-	26	63%	26
	2023	16	20	17	18	18	17	8	15	10	9	23	15	16	▲	186
<b>Miscellaneous/ Other</b>	2024	10	-	-	-	-	-	-	-	-	-	-	-	10	233%	10
	2023	3	3	3	2	5	7	2	5	4	2	3	1	3	▲	40

Dispositions by Case Category

Case Categories		Jan	Feb	Mar	Apr	May	Jun	Jul	Aug	Sep	Oct	Nov	Dec	Thru Jan	% Change	Total
<b>Contested Divorce</b>	2024	1	-	-	-	-	-	-	-	-	-	-	-	1	1	1
	2023	-	-	-	-	-	-	1	-	-	1	1	-	0	↔	3
<b>Domestic and Family - Level 1</b>	2024	-	-	-	-	-	-	-	-	-	-	-	-	0	0	0
	2023	-	-	7	-	-	-	-	2	-	-	-	-	0	↔	9
<b>Domestic and Family - Level 2</b>	2024	-	-	-	-	-	-	-	-	-	-	-	-	0	0	0
	2023	-	1	-	-	-	1	-	-	5	-	-	-	0	↔	7
<b>Felonies and Related Matters</b>	2024	4	-	-	-	-	-	-	-	-	-	-	-	4	-33%	4
	2023	6	8	1	7	6	8	14	5	7	7	12	1	6	▼	82
<b>General Civil - Level 2</b>	2024	2	-	-	-	-	-	-	-	-	-	-	-	2	-33%	2
	2023	3	-	-	-	-	2	-	1	-	1	1	-	3	▼	8
<b>General Civil - Level 3</b>	2024	1	-	-	-	-	-	-	-	-	-	-	-	1	1	1
	2023	-	-	-	-	-	-	-	2	-	1	-	1	0	↔	4
<b>Miscellaneous Civil</b>	2024	35	-	-	-	-	-	-	-	-	-	-	-	35	84%	35
	2023	19	23	19	20	23	24	9	19	14	11	24	16	19	▲	221
<b>Misdemeanor</b>	2024	4	-	-	-	-	-	-	-	-	-	-	-	4	300%	4
	2023	1	3	-	1	3	2	5	7	1	3	2	1	1	▲	29
<b>Other</b>	2024	-	-	-	-	-	-	-	-	-	-	-	-	0	0	0
	2023	-	-	-	-	-	-	-	-	-	-	1	-	0	↔	1
<b>Other Criminally Related Matters</b>	2024	-	-	-	-	-	-	-	-	-	-	-	-	0	-100%	0
	2023	3	2	-	6	-	1	2	2	-	1	-	1	3	▼	18
<b>Probates/Wills &amp; Trusts - Level 2</b>	2024	1	-	-	-	-	-	-	-	-	-	-	-	1	1	1
	2023	-	-	-	-	-	-	-	-	-	-	-	-	0	↔	0
<b>Uncontested Divorce</b>	2024	4	-	-	-	-	-	-	-	-	-	-	-	4	4	4
	2023	-	-	-	-	1	1	4	1	-	-	1	-	0	↔	8

# PLN-CCMS-10.11 CASELOAD STATISTICS OF THE CIRCUIT COURTS

King William

January 2023 -- January 2024 Dispositions


Alexandria and Fairfax Circuit are not Included in State Totals

## Dashboard

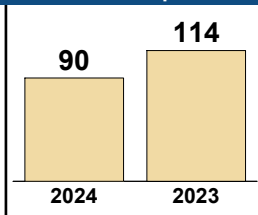
**Court:** King William Circuit  
**Start/End Date:** Jan-23 / Jan-24  
**2023 Average Month:** 95  
**Jan-Jan 2023:** 114  
**Dispositions Trending:** ▼

**Circuit/Court ID:** 9 209101  
**Type of Case:** Dispositions  
**2024 Average Month:** 90  
**Jan-Jan 2024 :** 90  
**Overall AVG. Month:** 94

## Monthly Dispositions Summary



## Jan --- Jan Dispositions



## Dispositions by Division

Divisions		Jan	Feb	Mar	Apr	May	Jun	Jul	Aug	Sep	Oct	Nov	Dec	Thru Jan	% Change	Total
<b>Total</b>	2024	90	-	-	-	-	-	-	-	-	-	-	-	90	-21%	90
	2023	114	89	75	130	74	106	64	69	119	78	77	139	114	▼	1,134
<b>Civil</b>	2024	11	-	-	-	-	-	-	-	-	-	-	-	11	83%	11
	2023	6	8	6	3	9	5	9	5	14	7	6	12	6	▲	90
<b>Criminal</b>	2024	20	-	-	-	-	-	-	-	-	-	-	-	20	-9%	20
	2023	22	19	17	43	20	24	14	10	42	11	21	12	22	▼	255
<b>Concealed Handgun Permits</b>	2024	44	-	-	-	-	-	-	-	-	-	-	-	44	-24%	44
	2023	58	45	38	60	27	59	23	25	40	38	37	45	58	▼	495
<b>Miscellaneous/ Other</b>	2024	15	-	-	-	-	-	-	-	-	-	-	-	15	-46%	15
	2023	28	17	14	24	18	18	18	29	23	22	13	70	28	▼	294

## Dispositions by Case Category

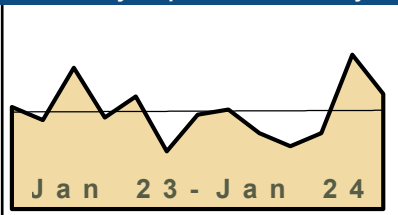
Case Categories		Jan	Feb	Mar	Apr	May	Jun	Jul	Aug	Sep	Oct	Nov	Dec	Thru Jan	% Change	Total
<b>Capital Murder</b>	2024	-	-	-	-	1	-	-	-	-	-	-	-	0	0	0
	2023	-	-	-	-	-	-	-	-	-	-	-	-	0	↔	1
<b>Contested Divorce</b>	2024	1	-	-	-	-	-	-	-	-	-	-	-	1	0%	1
	2023	1	-	-	-	1	1	-	1	-	-	-	3	1	↔	7
<b>Domestic and Family - Level 1</b>	2024	3	-	-	-	-	-	-	-	-	-	-	-	3	200%	3
	2023	1	1	-	1	-	-	1	-	3	4	1	-	1	▲	12
<b>Domestic and Family - Level 2</b>	2024	-	-	-	-	-	-	-	-	-	-	-	-	0	-100%	0
	2023	1	-	-	-	1	1	1	-	3	-	-	-	1	▼	7
<b>Felonies and Related Matters</b>	2024	17	-	-	-	-	-	-	-	-	-	-	-	17	-6%	17
	2023	18	12	16	35	12	17	5	6	21	4	7	4	18	▼	157
<b>General Civil - Level 1</b>	2024	-	-	-	-	-	-	-	-	-	-	-	-	0	0	0
	2023	-	-	-	-	-	-	-	-	1	-	-	-	0	↔	1
<b>General Civil - Level 2</b>	2024	-	-	-	-	-	-	-	-	-	-	-	-	0	0	0
	2023	-	1	2	-	4	2	1	-	2	1	1	-	0	↔	14
<b>General Civil - Level 3</b>	2024	5	-	-	-	-	-	-	-	-	-	-	-	5	5	5
	2023	-	5	2	3	1	1	3	2	1	1	3	5	0	↔	27
<b>Miscellaneous Civil</b>	2024	45	-	-	-	-	-	-	-	-	-	-	-	45	-30%	45
	2023	64	48	44	70	38	65	28	43	50	46	45	56	64	▼	597
<b>Misdemeanor</b>	2024	2	-	-	-	-	-	-	-	-	-	-	-	2	-33%	2
	2023	3	2	1	7	4	6	8	3	15	5	14	3	3	▼	71
<b>Other</b>	2024	13	-	-	-	-	-	-	-	-	-	-	-	13	-41%	13
	2023	22	14	8	13	8	11	12	11	14	13	5	59	22	▼	190
<b>Other Criminally Related Matters</b>	2024	1	-	-	-	-	-	-	-	-	-	-	-	1	0%	1
	2023	1	5	-	1	3	1	1	1	6	2	-	5	1	↔	26
<b>Probates/Wills &amp; Trusts - Level 2</b>	2024	-	-	-	-	-	-	-	-	-	-	-	-	0	0	0
	2023	-	-	-	-	-	-	-	1	-	-	-	-	0	↔	1
<b>Uncontested Divorce</b>	2024	3	-	-	-	-	-	-	-	-	-	-	-	3	0%	3
	2023	3	1	2	-	1	1	4	1	3	2	1	4	3	↔	23

Dashboard

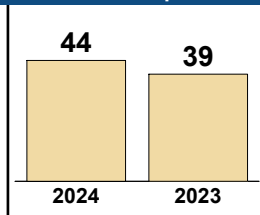
**Court:** Mathews Circuit  
**Start/End Date:** Jan-23 / Jan-24  
**2023 Average Month:** 37  
**Jan-Jan 2023:** 39  
**Dispositions Trending:** ▲

**Circuit/Court ID:** 9 209115  
**Type of Case:** Dispositions  
**2024 Average Month:** 44  
**Jan-Jan 2024 :** 44  
**Overall AVG. Month:** 37

Monthly Dispositions Summary



Jan --- Jan Dispositions



Dispositions by Division

Divisions		Jan	Feb	Mar	Apr	May	Jun	Jul	Aug	Sep	Oct	Nov	Dec	Thru Jan	% Change	Total
<b>Total</b>	2024	44	-	-	-	-	-	-	-	-	-	-	-	44	13%	44
	2023	39	34	54	35	43	22	36	38	29	24	29	59	39	▲	442
<b>Civil</b>	2024	14	-	-	-	-	-	-	-	-	-	-	-	14	367%	14
	2023	3	5	9	3	7	2	7	6	-	-	6	7	3	▲	55
<b>Criminal</b>	2024	3	-	-	-	-	-	-	-	-	-	-	-	3	-70%	3
	2023	10	3	14	23	6	2	10	8	7	3	6	21	10	▼	113
<b>Concealed Handgun Permits</b>	2024	21	-	-	-	-	-	-	-	-	-	-	-	21	17%	21
	2023	18	20	18	8	21	15	15	18	18	16	14	22	18	▲	203
<b>Miscellaneous/ Other</b>	2024	6	-	-	-	-	-	-	-	-	-	-	-	6	-25%	6
	2023	8	6	13	1	9	3	4	6	4	5	3	9	8	▼	71

Dispositions by Case Category

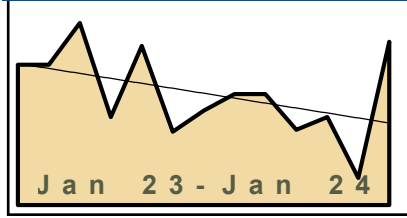
Case Categories		Jan	Feb	Mar	Apr	May	Jun	Jul	Aug	Sep	Oct	Nov	Dec	Thru Jan	% Change	Total
<b>Contested Divorce</b>	2024	2	-	-	-	-	-	-	-	-	-	-	-	2	2	2
	2023	-	-	1	-	1	-	1	-	-	-	1	1	0	↔	5
<b>Domestic and Family - Level 1</b>	2024	1	-	-	-	-	-	-	-	-	-	-	-	1	1	1
	2023	-	4	-	-	-	-	-	-	-	-	-	-	0	↔	4
<b>Domestic and Family - Level 2</b>	2024	-	-	-	-	-	-	-	-	-	-	-	-	0	0	0
	2023	-	-	2	-	-	-	-	-	-	-	1	-	0	↔	3
<b>Felonies and Related Matters</b>	2024	2	-	-	-	-	-	-	-	-	-	-	-	2	-50%	2
	2023	4	2	8	16	2	1	6	5	5	3	6	12	4	▼	70
<b>General Civil - Level 1</b>	2024	1	-	-	-	-	-	-	-	-	-	-	-	1	1	1
	2023	-	-	-	-	-	-	-	-	-	-	-	-	0	↔	0
<b>General Civil - Level 2</b>	2024	3	-	-	-	-	-	-	-	-	-	-	-	3	50%	3
	2023	2	1	-	-	3	-	-	-	-	-	-	1	2	▲	7
<b>General Civil - Level 3</b>	2024	4	-	-	-	-	-	-	-	-	-	-	-	4	300%	4
	2023	1	1	2	-	-	1	6	1	-	-	3	4	1	▲	19
<b>Miscellaneous Civil</b>	2024	27	-	-	-	-	-	-	-	-	-	-	-	27	13%	27
	2023	24	25	31	10	30	18	18	24	21	21	17	30	24	▲	269
<b>Misdemeanor</b>	2024	-	-	-	-	-	-	-	-	-	-	-	-	0	0	0
	2023	-	1	4	7	4	1	4	3	1	-	-	6	0	↔	31
<b>Other</b>	2024	1	-	-	-	-	-	-	-	-	-	-	-	1	1	1
	2023	-	-	-	-	-	1	1	-	1	-	-	1	0	↔	4
<b>Other Criminally Related Matters</b>	2024	1	-	-	-	-	-	-	-	-	-	-	-	1	-83%	1
	2023	6	-	2	2	-	-	-	-	1	-	-	3	6	▼	14
<b>Probates/Wills &amp; Trusts - Level 2</b>	2024	-	-	-	-	-	-	-	-	-	-	-	-	0	0	0
	2023	-	-	-	-	2	-	-	1	-	-	1	-	0	↔	4
<b>Protective Orders</b>	2024	-	-	-	-	-	-	-	-	-	-	-	-	0	0	0
	2023	-	-	1	-	-	-	-	-	-	-	-	-	0	↔	1
<b>Uncontested Divorce</b>	2024	2	-	-	-	-	-	-	-	-	-	-	-	2	0%	2
	2023	2	-	3	-	1	-	-	4	-	-	-	1	2	↔	11

Dashboard

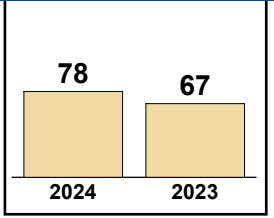
**Court:** Middlesex Circuit  
**Start/End Date:** Jan-23 / Jan-24  
**2023 Average Month:** 51  
**Jan-Jan 2023:** 67  
**Dispositions Trending:** ▲

**Circuit/Court ID:** 9 209119  
**Type of Case:** Dispositions  
**2024 Average Month:** 78  
**Jan-Jan 2024 :** 78  
**Overall AVG. Month:** 53

Monthly Dispositions Summary



Jan --- Jan Dispositions



Dispositions by Division

Divisions		Jan	Feb	Mar	Apr	May	Jun	Jul	Aug	Sep	Oct	Nov	Dec	Thru Jan	% Change	Total
<b>Total</b>	2024	78	-	-	-	-	-	-	-	-	-	-	-	78	16%	78
	2023	67	67	87	42	76	35	45	53	53	36	42	13	67	▲	616
<b>Civil</b>	2024	15	-	-	-	-	-	-	-	-	-	-	-	15	275%	15
	2023	4	8	12	5	13	2	7	7	5	10	3	5	4	▲	81
<b>Criminal</b>	2024	23	-	-	-	-	-	-	-	-	-	-	-	23	-21%	23
	2023	29	20	31	7	35	7	7	20	17	11	14	-	29	▼	198
<b>Concealed Handgun Permits</b>	2024	37	-	-	-	-	-	-	-	-	-	-	-	37	23%	37
	2023	30	28	38	22	24	22	21	23	21	11	20	5	30	▲	265
<b>Miscellaneous/ Other</b>	2024	3	-	-	-	-	-	-	-	-	-	-	-	3	-25%	3
	2023	4	11	6	8	3	4	9	3	9	4	5	3	4	▼	69
<b>Others</b>	2024	-	-	-	-	-	-	-	-	-	-	-	-	0	0	0
	2023	-	-	-	-	1	-	1	-	1	-	-	-	0	↔	3

Dispositions by Case Category

Case Categories		Jan	Feb	Mar	Apr	May	Jun	Jul	Aug	Sep	Oct	Nov	Dec	Thru Jan	% Change	Total
<b>Capital Murder</b>	2024	-	-	-	-	-	-	-	-	-	-	-	-	0	0	0
	2023	-	-	-	1	-	-	-	-	-	-	-	-	0	↔	1
<b>Contested Divorce</b>	2024	1	-	-	-	-	-	-	-	-	-	-	-	1	1	1
	2023	-	-	3	-	1	-	1	2	2	-	-	3	0	↔	12
<b>Domestic and Family - Level 1</b>	2024	2	-	-	-	-	-	-	-	-	-	-	-	2	2	2
	2023	-	-	4	-	-	1	-	-	-	2	-	-	0	↔	7
<b>Domestic and Family - Level 2</b>	2024	-	-	-	-	-	-	-	-	-	-	-	-	0	0	0
	2023	-	-	-	-	-	-	-	1	-	-	-	-	0	↔	1
<b>Felonies and Related Matters</b>	2024	12	-	-	-	-	-	-	-	-	-	-	-	12	-40%	12
	2023	20	13	10	3	23	7	6	7	13	5	6	-	20	▼	113
<b>General Civil - Level 1</b>	2024	-	-	-	-	-	-	-	-	-	-	-	-	0	-100%	0
	2023	1	-	-	-	-	-	-	-	-	-	-	-	1	▼	1
<b>General Civil - Level 2</b>	2024	2	-	-	-	-	-	-	-	-	-	-	-	2	0%	2
	2023	2	1	1	1	-	-	2	1	-	2	2	-	2	↔	12
<b>General Civil - Level 3</b>	2024	2	-	-	-	-	-	-	-	-	-	-	-	2	0%	2
	2023	2	6	-	4	4	1	2	1	-	2	2	-	2	↔	24
<b>Miscellaneous Civil</b>	2024	39	-	-	-	-	-	-	-	-	-	-	-	39	26%	39
	2023	31	37	43	29	27	25	27	23	26	14	24	7	31	▲	313
<b>Misdemeanor</b>	2024	10	-	-	-	-	-	-	-	-	-	-	-	10	11%	10
	2023	9	7	19	3	11	-	-	13	3	5	5	-	9	▲	75
<b>Other</b>	2024	1	-	-	-	-	-	-	-	-	-	-	-	1	-50%	1
	2023	2	3	1	-	1	1	3	4	6	3	-	1	2	▼	25
<b>Other Criminally Related Matters</b>	2024	2	-	-	-	-	-	-	-	-	-	-	-	2	2	2
	2023	-	-	2	1	1	-	1	-	1	1	3	-	0	↔	10
<b>Probates/Wills &amp; Trusts - Level 2</b>	2024	1	-	-	-	-	-	-	-	-	-	-	-	1	1	1
	2023	-	-	2	-	-	-	-	-	1	1	-	1	0	↔	5
<b>Protective Orders</b>	2024	3	-	-	-	-	-	-	-	-	-	-	-	3	3	3
	2023	-	-	-	-	-	-	-	-	-	-	-	-	0	↔	0
<b>Uncontested Divorce</b>	2024	3	-	-	-	-	-	-	-	-	-	-	-	3	3	3
	2023	-	-	2	-	8	-	3	1	1	1	-	1	0	↔	17



# PLN-CCMS-10.11 CASELOAD STATISTICS OF THE CIRCUIT COURTS

New Kent

January 2023 -- January 2024 Dispositions


Alexandria and Fairfax Circuit are not Included in State Totals

## Dashboard

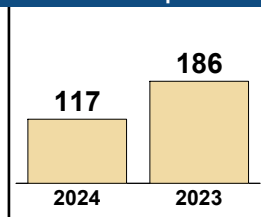
**Court:** New Kent Circuit  
**Start/End Date:** Jan-23 / Jan-24  
**2023 Average Month:** 157  
**Jan-Jan 2023:** 186  
**Dispositions Trending:** ▼

**Circuit/Court ID:** 9 209127  
**Type of Case:** Dispositions  
**2024 Average Month:** 117  
**Jan-Jan 2024 :** 117  
**Overall AVG. Month:** 154

## Monthly Dispositions Summary



## Jan --- Jan Dispositions



## Dispositions by Division

Divisions		Jan	Feb	Mar	Apr	May	Jun	Jul	Aug	Sep	Oct	Nov	Dec	Thru Jan	% Change	Total
<b>Total</b>	2024	117	-	-	-	-	-	-	-	-	-	-	-	117	-37%	117
	2023	186	132	163	130	147	131	117	121	189	151	143	269	186	▼	1,879
<b>Civil</b>	2024	8	-	-	-	-	-	-	-	-	-	-	-	8	-56%	8
	2023	18	17	13	11	7	16	13	11	17	20	15	24	18	▼	182
<b>Criminal</b>	2024	49	-	-	-	-	-	-	-	-	-	-	-	49	-28%	49
	2023	68	24	19	66	54	30	54	36	79	45	37	68	68	▼	580
<b>Concealed Handgun Permits</b>	2024	33	-	-	-	-	-	-	-	-	-	-	-	33	-60%	33
	2023	82	64	100	23	50	58	25	50	60	59	70	63	82	▼	704
<b>Miscellaneous/ Other</b>	2024	27	-	-	-	-	-	-	-	-	-	-	-	27	50%	27
	2023	18	27	31	30	36	27	25	24	33	27	21	113	18	▲	412
<b>Others</b>	2024	-	-	-	-	-	-	-	-	-	-	-	-	0	0	0
	2023	-	-	-	-	-	-	-	-	-	-	-	1	0	↔	1

## Dispositions by Case Category

Case Categories		Jan	Feb	Mar	Apr	May	Jun	Jul	Aug	Sep	Oct	Nov	Dec	Thru Jan	% Change	Total
<b>Contested Divorce</b>	2024	-	-	-	-	-	-	-	-	-	-	-	-	0	-100%	0
	2023	4	2	2	4	-	2	1	1	-	1	1	5	4	▼	23
<b>Domestic and Family - Level 1</b>	2024	3	-	-	-	-	-	-	-	-	-	-	-	3	0%	3
	2023	3	5	-	1	-	2	6	-	5	3	2	-	3	↔	27
<b>Domestic and Family - Level 2</b>	2024	-	-	-	-	-	-	-	-	-	-	-	-	0	0	0
	2023	-	2	1	-	-	-	2	1	4	3	3	2	0	↔	18
<b>Felonies and Related Matters</b>	2024	35	-	-	-	-	-	-	-	-	-	-	-	35	-33%	35
	2023	52	13	6	56	38	20	36	20	59	25	33	54	52	▼	412
<b>General Civil - Level 2</b>	2024	3	-	-	-	-	-	-	-	-	-	-	-	3	3	3
	2023	-	2	2	-	-	4	1	1	2	5	5	8	0	↔	30
<b>General Civil - Level 3</b>	2024	1	-	-	-	-	-	-	-	-	-	-	-	1	-86%	1
	2023	7	3	4	3	-	1	1	4	3	2	-	5	7	▼	33
<b>Miscellaneous Civil</b>	2024	46	-	-	-	-	-	-	-	-	-	-	-	46	-48%	46
	2023	88	72	109	32	64	66	32	54	69	63	80	70	88	▼	799
<b>Misdemeanor</b>	2024	7	-	-	-	-	-	-	-	-	-	-	-	7	-36%	7
	2023	11	10	8	10	15	9	16	8	19	17	4	13	11	▼	140
<b>Other</b>	2024	14	-	-	-	-	-	-	-	-	-	-	-	14	17%	14
	2023	12	19	22	21	22	19	18	20	24	22	11	108	12	▲	318
<b>Other Criminally Related Matters</b>	2024	7	-	-	-	-	-	-	-	-	-	-	-	7	40%	7
	2023	5	1	5	-	1	1	2	8	1	3	-	1	5	▲	28
<b>Probates/Wills &amp; Trusts - Level 1</b>	2024	-	-	-	-	-	-	-	-	-	-	-	-	0	0	0
	2023	-	-	-	-	-	-	-	-	-	-	-	1	0	↔	1
<b>Probates/Wills &amp; Trusts - Level 2</b>	2024	-	-	-	-	-	-	-	-	-	-	-	-	0	0	0
	2023	-	1	-	-	-	1	-	-	-	1	1	-	0	↔	4
<b>Protective Orders</b>	2024	-	-	-	-	-	-	-	-	-	-	-	-	0	0	0
	2023	-	1	-	-	-	-	-	-	-	2	-	-	0	↔	3
<b>Uncontested Divorce</b>	2024	1	-	-	-	-	-	-	-	-	-	-	-	1	-75%	1
	2023	4	1	4	3	7	6	2	4	3	4	3	2	4	▼	43

# PLN-CCMS-10.11 CASELOAD STATISTICS OF THE CIRCUIT COURTS

York

January 2023 -- January 2024 Dispositions


Alexandria and Fairfax Circuit are not Included in State Totals

## Dashboard

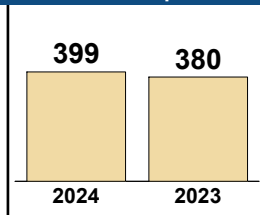
**Court:** York Circuit  
**Start/End Date:** Jan-23 / Jan-24  
**2023 Average Month:** 333  
**Jan-Jan 2023:** 380  
**Dispositions Trending:** ▲

**Circuit/Court ID:** 9 209199  
**Type of Case:** Dispositions  
**2024 Average Month:** 399  
**Jan-Jan 2024 :** 399  
**Overall AVG. Month:** 338

## Monthly Dispositions Summary



## Jan --- Jan Dispositions



## Dispositions by Division

Divisions		Jan	Feb	Mar	Apr	May	Jun	Jul	Aug	Sep	Oct	Nov	Dec	Thru Jan	% Change	Total
<b>Total</b>	2024	399	-	-	-	-	-	-	-	-	-	-	-	399	5%	399
	2023	380	324	437	360	312	400	234	383	299	299	282	284	380	▲	3,994
<b>Civil</b>	2024	52	-	-	-	-	-	-	-	-	-	-	-	52	49%	52
	2023	35	44	51	41	52	44	26	47	28	48	32	43	35	▲	491
<b>Criminal</b>	2024	158	-	-	-	-	-	-	-	-	-	-	-	158	50%	158
	2023	105	92	90	96	94	140	99	122	109	105	107	74	105	▲	1,233
<b>Concealed Handgun Permits</b>	2024	140	-	-	-	-	-	-	-	-	-	-	-	140	-23%	140
	2023	181	152	243	167	128	173	78	164	110	113	109	134	181	▼	1,752
<b>Miscellaneous/ Other</b>	2024	49	-	-	-	-	-	-	-	-	-	-	-	49	-17%	49
	2023	59	36	52	55	38	43	31	50	52	32	34	32	59	▼	514
<b>Others</b>	2024	-	-	-	-	-	-	-	-	-	-	-	-	0	0	0
	2023	-	-	1	1	-	-	-	-	-	1	-	1	0	↔	4

## Dispositions by Case Category

Case Categories		Jan	Feb	Mar	Apr	May	Jun	Jul	Aug	Sep	Oct	Nov	Dec	Thru Jan	% Change	Total
<b>Administrative Law</b>	2024	-	-	-	-	-	-	-	-	-	-	-	-	0	0	0
	2023	-	-	-	2	-	-	-	-	-	-	-	-	1	0	↔
<b>Contested Divorce</b>	2024	4	-	-	-	-	-	-	-	-	-	-	-	4	0%	4
	2023	4	4	2	1	6	1	3	5	3	7	4	8	4	↔	48
<b>Domestic and Family - Level 1</b>	2024	9	-	-	-	-	-	-	-	-	-	-	-	9	9	9
	2023	-	3	11	3	3	2	-	5	2	6	2	7	0	↔	44
<b>Domestic and Family - Level 2</b>	2024	16	-	-	-	-	-	-	-	-	-	-	-	16	129%	16
	2023	7	10	11	8	10	6	2	6	5	5	7	2	7	▲	79
<b>Felonies and Related Matters</b>	2024	100	-	-	-	-	-	-	-	-	-	-	-	100	89%	100
	2023	53	42	53	49	52	70	59	66	54	57	54	50	53	▲	659
<b>General Civil - Level 1</b>	2024	-	-	-	-	-	-	-	-	-	-	-	-	0	0	0
	2023	-	-	-	2	1	-	2	-	1	-	-	-	0	↔	6
<b>General Civil - Level 2</b>	2024	9	-	-	-	-	-	-	-	-	-	-	-	9	-10%	9
	2023	10	10	12	8	8	10	2	6	7	9	4	6	10	▼	92
<b>General Civil - Level 3</b>	2024	6	-	-	-	-	-	-	-	-	-	-	-	6	50%	6
	2023	4	11	8	6	3	5	5	7	4	6	6	6	4	▲	71
<b>Miscellaneous Civil</b>	2024	181	-	-	-	-	-	-	-	-	-	-	-	181	-23%	181
	2023	236	182	286	213	159	213	105	208	159	141	137	162	236	▼	2,201
<b>Misdemeanor</b>	2024	45	-	-	-	-	-	-	-	-	-	-	-	45	0%	45
	2023	45	49	28	38	30	57	29	55	42	38	34	20	45	↔	465
<b>Other</b>	2024	1	-	-	-	-	-	-	-	-	-	-	-	1	-50%	1
	2023	2	2	1	5	5	1	-	2	-	3	1	3	2	▼	25
<b>Other Criminally Related Matters</b>	2024	13	-	-	-	-	-	-	-	-	-	-	-	13	86%	13
	2023	7	1	10	9	12	13	11	1	13	11	19	4	7	▲	111
<b>Probates/Wills &amp; Trusts - Level 1</b>	2024	-	-	-	-	-	-	-	-	-	-	-	-	0	0	0
	2023	-	-	-	-	1	1	-	-	-	-	-	-	0	↔	2
<b>Probates/Wills &amp; Trusts - Level 2</b>	2024	3	-	-	-	-	-	-	-	-	-	-	-	3	-40%	3
	2023	5	3	1	2	2	6	3	4	2	1	-	3	5	▼	32
<b>Uncontested Divorce</b>	2024	12	-	-	-	-	-	-	-	-	-	-	-	12	71%	12
	2023	7	7	14	14	20	15	13	18	7	15	14	12	7	▲	156

This report reflects data in the case management system. Numbers will update accordingly as reports are refreshed and posted.

# PLN-CCMS-10.11 CASELOAD STATISTICS OF THE CIRCUIT COURTS

Williamsburg

January 2023 -- January 2024 Dispositions


Alexandria and Fairfax Circuit are not Included in State Totals

## Dashboard


**Court:** Williamsburg Circuit  
**Start/End Date:** Jan-23 / Jan-24  
**2023 Average Month:** 342  
**Jan-Jan 2023:** 412  
**Dispositions Trending:** ↔

**Circuit/Court ID:** 9 209830  
**Type of Case:** Dispositions  
**2024 Average Month:** 406  
**Jan-Jan 2024 :** 406  
**Overall AVG. Month:** 347

## Monthly Dispositions Summary



## Jan --- Jan Dispositions



## Dispositions by Division

Divisions		Jan	Feb	Mar	Apr	May	Jun	Jul	Aug	Sep	Oct	Nov	Dec	Thru Jan	% Change	Total
<b>Total</b>	2024	406	-	-	-	-	-	-	-	-	-	-	-	406	-1%	406
	2023	412	424	375	319	373	327	342	332	338	311	249	299	412	▼	4,101
<b>Civil</b>	2024	58	-	-	-	-	-	-	-	-	-	-	-	58	2%	58
	2023	57	67	70	38	45	56	45	42	62	47	29	42	57	▲	600
<b>Criminal</b>	2024	105	-	-	-	-	-	-	-	-	-	-	-	105	12%	105
	2023	94	82	76	58	98	95	119	92	101	90	99	89	94	▲	1,093
<b>Concealed Handgun Permits</b>	2024	156	-	-	-	-	-	-	-	-	-	-	-	156	-1%	156
	2023	157	179	135	154	143	94	103	122	101	109	84	109	157	▼	1,490
<b>Miscellaneous/ Other</b>	2024	87	-	-	-	-	-	-	-	-	-	-	-	87	-16%	87
	2023	104	96	94	69	87	82	75	76	73	65	37	59	104	▼	917
<b>Others</b>	2024	-	-	-	-	-	-	-	-	-	-	-	-	0	0	0
	2023	-	-	-	-	-	-	-	-	1	-	-	-	0	↔	1

## Dispositions by Case Category

Case Categories		Jan	Feb	Mar	Apr	May	Jun	Jul	Aug	Sep	Oct	Nov	Dec	Thru Jan	% Change	Total
<b>Administrative Law</b>	2024	-	-	-	-	-	-	-	-	-	-	-	-	0	0	0
	2023	-	2	2	-	-	-	-	-	-	-	-	-	0	↔	4
<b>Capital Murder</b>	2024	-	-	-	-	-	-	-	-	-	-	-	-	0	0	0
	2023	-	-	-	-	-	1	-	-	1	-	-	1	0	↔	3
<b>Contested Divorce</b>	2024	7	-	-	-	-	-	-	-	-	-	-	-	7	40%	7
	2023	5	6	10	7	6	6	4	8	5	5	3	3	5	▲	68
<b>Domestic and Family - Level 1</b>	2024	5	-	-	-	-	-	-	-	-	-	-	-	5	25%	5
	2023	4	9	3	8	4	4	5	1	15	5	4	4	4	▲	66
<b>Domestic and Family - Level 2</b>	2024	3	-	-	-	-	-	-	-	-	-	-	-	3	-40%	3
	2023	5	-	5	1	3	2	3	1	2	2	-	-	5	▼	24
<b>Felonies and Related Matters</b>	2024	47	-	-	-	-	-	-	-	-	-	-	-	47	-10%	47
	2023	52	43	34	39	50	43	79	44	53	50	50	54	52	▼	591
<b>General Civil - Level 1</b>	2024	-	-	-	-	-	-	-	-	-	-	-	-	0	-100%	0
	2023	3	1	-	1	1	1	-	-	-	1	-	1	3	▼	9
<b>General Civil - Level 2</b>	2024	9	-	-	-	-	-	-	-	-	-	-	-	9	-63%	9
	2023	24	20	14	9	4	12	4	9	12	8	6	5	24	▼	127
<b>General Civil - Level 3</b>	2024	16	-	-	-	-	-	-	-	-	-	-	-	16	167%	16
	2023	6	7	22	5	11	13	16	10	12	13	10	12	6	▲	137
<b>Miscellaneous Civil</b>	2024	204	-	-	-	-	-	-	-	-	-	-	-	204	6%	204
	2023	192	216	185	187	171	128	130	147	133	136	101	127	192	▲	1,853
<b>Misdemeanor</b>	2024	29	-	-	-	-	-	-	-	-	-	-	-	29	7%	29
	2023	27	31	32	15	34	36	23	38	37	25	34	27	27	▲	359
<b>Other</b>	2024	35	-	-	-	-	-	-	-	-	-	-	-	35	-43%	35
	2023	61	58	42	32	56	44	43	50	39	35	17	40	61	▼	517
<b>Other Criminally Related Matters</b>	2024	30	-	-	-	-	-	-	-	-	-	-	-	30	88%	30
	2023	16	8	10	4	14	15	17	10	10	15	15	10	16	▲	144
<b>Probates/Wills &amp; Trusts - Level 1</b>	2024	2	-	-	-	-	-	-	-	-	-	-	-	2	100%	2
	2023	1	3	-	-	1	-	1	-	-	-	-	-	1	▲	6
<b>Probates/Wills &amp; Trusts - Level 2</b>	2024	3	-	-	-	-	-	-	-	-	-	-	-	3	-40%	3
	2023	5	3	-	1	-	5	3	3	5	4	3	2	5	▼	34
<b>Uncontested Divorce</b>	2024	16	-	-	-	-	-	-	-	-	-	-	-	16	45%	16
	2023	11	17	16	10	18	17	14	11	14	12	6	13	11	▲	159

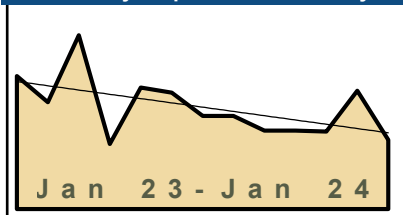
This report reflects data in the case management system. Numbers will update accordingly as reports are refreshed and posted.

Dashboard

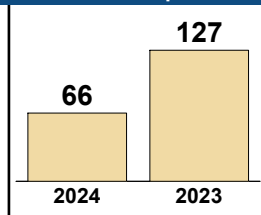
**Court:** Appomattox Circuit  
**Start/End Date:** Jan-23 / Jan-24  
**2023 Average Month:** 100  
**Jan-Jan 2023:** 127  
**Dispositions Trending:** ▼

**Circuit/Court ID:** 10 210011  
**Type of Case:** Dispositions  
**2024 Average Month:**66  
**Jan-Jan 2024 :** 66  
**Overall AVG. Month:** 97

Monthly Dispositions Summary



Jan --- Jan Dispositions



Dispositions by Division

Divisions		Jan	Feb	Mar	Apr	May	Jun	Jul	Aug	Sep	Oct	Nov	Dec	Thru Jan	% Change	Total
<b>Total</b>	2024	66	-	-	-	-	-	-	-	-	-	-	-	66	-48%	66
	2023	127	102	166	62	116	111	89	89	75	75	74	113	127	▼	1,199
<b>Civil</b>	2024	6	-	-	-	-	-	-	-	-	-	-	-	6	-14%	6
	2023	7	7	6	8	40	11	4	8	5	4	9	10	7	▼	119
<b>Criminal</b>	2024	12	-	-	-	-	-	-	-	-	-	-	-	12	-72%	12
	2023	43	32	56	14	37	51	44	38	29	16	28	68	43	▼	456
<b>Concealed Handgun Permits</b>	2024	46	-	-	-	-	-	-	-	-	-	-	-	46	-32%	46
	2023	68	55	97	34	32	41	28	39	37	52	34	26	68	▼	543
<b>Miscellaneous/ Other</b>	2024	2	-	-	-	-	-	-	-	-	-	-	-	2	-78%	2
	2023	9	8	7	6	7	8	13	4	4	2	3	9	9	▼	80
<b>Others</b>	2024	-	-	-	-	-	-	-	-	-	-	-	-	0	0	0
	2023	-	-	-	-	-	-	-	-	-	1	-	-	0	↔	1

Dispositions by Case Category

Case Categories		Jan	Feb	Mar	Apr	May	Jun	Jul	Aug	Sep	Oct	Nov	Dec	Thru Jan	% Change	Total
<b>Contested Divorce</b>	2024	1	-	-	-	-	-	-	-	-	-	-	-	1	1	1
	2023	-	-	-	4	1	1	1	1	-	-	-	2	2	0	↔
<b>Domestic and Family - Level 1</b>	2024	1	-	-	-	-	-	-	-	-	-	-	-	1	-50%	1
	2023	2	3	-	-	18	5	-	-	-	-	-	-	2	▼	28
<b>Domestic and Family - Level 2</b>	2024	2	-	-	-	-	-	-	-	-	-	-	-	2	0%	2
	2023	2	2	-	2	1	-	-	1	1	1	2	2	2	↔	14
<b>Felonies and Related Matters</b>	2024	8	-	-	-	-	-	-	-	-	-	-	-	8	-72%	8
	2023	29	29	36	6	30	49	39	36	20	14	12	46	29	▼	346
<b>General Civil - Level 2</b>	2024	-	-	-	-	-	-	-	-	-	-	-	-	0	-100%	0
	2023	1	1	2	-	4	1	2	1	1	-	-	2	2	1	▼
<b>General Civil - Level 3</b>	2024	-	-	-	-	-	-	-	-	-	-	-	-	0	-100%	0
	2023	2	1	2	-	6	3	-	1	2	2	1	1	2	2	▼
<b>Miscellaneous Civil</b>	2024	48	-	-	-	-	-	-	-	-	-	-	-	48	-36%	48
	2023	75	63	104	40	36	48	41	43	41	53	36	35	75	▼	615
<b>Misdemeanor</b>	2024	4	-	-	-	-	-	-	-	-	-	-	-	4	-69%	4
	2023	13	3	18	2	6	2	5	2	9	2	5	22	13	▼	89
<b>Other</b>	2024	-	-	-	-	-	-	-	-	-	-	-	-	0	0	0
	2023	-	-	-	-	1	-	-	-	-	2	-	-	0	↔	3
<b>Other Criminally Related Matters</b>	2024	-	-	-	-	-	-	-	-	-	-	-	-	0	-100%	0
	2023	1	-	2	6	1	-	-	-	-	-	11	-	1	▼	21
<b>Probates/Wills &amp; Trusts - Level 1</b>	2024	-	-	-	-	-	-	-	-	-	-	-	-	0	0	0
	2023	-	-	-	-	2	-	-	-	-	-	-	-	0	↔	2
<b>Probates/Wills &amp; Trusts - Level 2</b>	2024	-	-	-	-	-	-	-	-	-	-	-	-	0	0	0
	2023	-	-	-	-	4	2	-	1	-	1	-	-	0	↔	8
<b>Uncontested Divorce</b>	2024	2	-	-	-	-	-	-	-	-	-	-	-	2	0%	2
	2023	2	-	2	2	6	-	1	3	1	-	3	3	2	↔	23

# PLN-CCMS-10.11 CASELOAD STATISTICS OF THE CIRCUIT COURTS

Buckingham

January 2023 -- January 2024 Dispositions

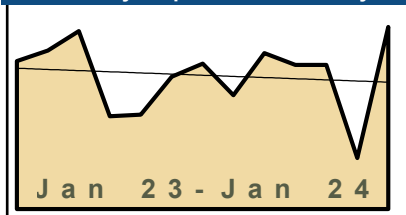
Alexandria and Fairfax Circuit are not Included in State Totals

## Dashboard

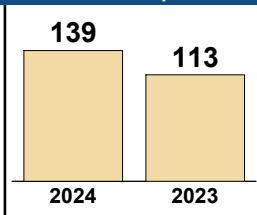
**Court:** Buckingham Circuit  
**Start/End Date:** Jan-23 / Jan-24  
**2023 Average Month:** 99  
**Jan-Jan 2023:** 113  
**Dispositions Trending:** ▲

**Circuit/Court ID:** 10 210029  
**Type of Case:** Dispositions  
**2024 Average Month:** 139  
**Jan-Jan 2024 :** 139  
**Overall AVG. Month:** 102

## Monthly Dispositions Summary



## Jan --- Jan Dispositions



## Dispositions by Division

Divisions		Jan	Feb	Mar	Apr	May	Jun	Jul	Aug	Sep	Oct	Nov	Dec	Thru Jan	% Change	Total
<b>Total</b>	2024	139	-	-	-	-	-	-	-	-	-	-	-	139	23%	139
	2023	113	121	136	71	72	101	111	87	119	110	110	39	113	▲	1,190
<b>Civil</b>	2024	4	-	-	-	-	-	-	-	-	-	-	-	4	-56%	4
	2023	9	6	20	4	11	7	2	16	8	10	3	3	9	▼	99
<b>Criminal</b>	2024	72	-	-	-	-	-	-	-	-	-	-	-	72	33%	72
	2023	54	74	60	14	16	59	69	22	55	61	86	23	54	▲	593
<b>Concealed Handgun Permits</b>	2024	37	-	-	-	-	-	-	-	-	-	-	-	37	-3%	37
	2023	38	29	46	33	29	24	24	32	38	29	17	5	38	▼	344
<b>Miscellaneous/ Other</b>	2024	26	-	-	-	-	-	-	-	-	-	-	-	26	117%	26
	2023	12	12	10	20	16	11	16	17	18	10	4	8	12	▲	154

## Dispositions by Case Category

Case Categories		Jan	Feb	Mar	Apr	May	Jun	Jul	Aug	Sep	Oct	Nov	Dec	Thru Jan	% Change	Total
<b>Administrative Law</b>	2024	-	-	-	-	-	-	-	-	-	-	-	-	0	0	0
	2023	-	-	1	-	-	1	-	-	-	1	-	-	-	0	↔
<b>Capital Murder</b>	2024	-	-	-	-	-	-	-	-	-	-	-	-	0	0	0
	2023	-	-	-	-	-	1	-	-	-	-	-	-	0	↔	1
<b>Contested Divorce</b>	2024	2	-	-	-	-	-	-	-	-	-	-	-	2	2	2
	2023	-	1	-	-	1	2	-	5	-	2	-	1	0	↔	12
<b>Domestic and Family - Level 1</b>	2024	-	-	-	-	-	-	-	-	-	-	-	-	0	-100%	0
	2023	1	-	13	-	3	-	-	4	1	-	-	-	1	▼	22
<b>Domestic and Family - Level 2</b>	2024	-	-	-	-	-	-	-	-	-	-	-	-	0	-100%	0
	2023	2	1	1	-	2	-	-	-	2	2	-	1	2	▼	11
<b>Felonies and Related Matters</b>	2024	64	-	-	-	-	-	-	-	-	-	-	-	64	31%	64
	2023	49	66	44	11	12	46	52	21	37	42	58	17	49	▲	455
<b>General Civil - Level 1</b>	2024	-	-	-	-	-	-	-	-	-	-	-	-	0	0	0
	2023	-	-	-	-	2	-	-	-	-	-	-	-	0	↔	2
<b>General Civil - Level 2</b>	2024	1	-	-	-	-	-	-	-	-	-	-	-	1	-75%	1
	2023	4	2	1	2	2	1	1	3	5	2	1	-	4	▼	24
<b>General Civil - Level 3</b>	2024	-	-	-	-	-	-	-	-	-	-	-	-	0	-100%	0
	2023	1	-	1	1	1	1	-	2	2	1	-	-	1	▼	10
<b>Miscellaneous Civil</b>	2024	48	-	-	-	-	-	-	-	-	-	-	-	48	4%	48
	2023	46	36	54	43	34	31	32	42	51	34	22	8	46	▲	433
<b>Misdemeanor</b>	2024	8	-	-	-	-	-	-	-	-	-	-	-	8	60%	8
	2023	5	6	14	1	3	8	16	1	17	18	27	5	5	▲	121
<b>Other</b>	2024	15	-	-	-	-	-	-	-	-	-	-	-	15	400%	15
	2023	3	4	3	10	10	3	8	6	2	2	-	5	3	▲	56
<b>Other Criminally Related Matters</b>	2024	-	-	-	-	-	-	-	-	-	-	-	-	0	0	0
	2023	-	2	2	2	1	4	1	-	1	1	1	1	0	↔	16
<b>Probates/Wills &amp; Trusts - Level 2</b>	2024	-	-	-	-	-	-	-	-	-	-	-	-	0	0	0
	2023	-	-	-	-	-	-	1	-	-	1	1	-	0	↔	3
<b>Uncontested Divorce</b>	2024	1	-	-	-	-	-	-	-	-	-	-	-	1	-50%	1
	2023	2	3	2	1	1	3	-	3	1	4	-	1	2	▼	21


This report reflects data in the case management system. Numbers will update accordingly as reports are refreshed and posted.

Dashboard

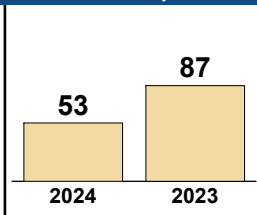
**Court:** Charlotte Circuit  
**Start/End Date:** Jan-23 / Jan-24  
**2023 Average Month:** 70  
**Jan-Jan 2023:** 87  
**Dispositions Trending:** ▼

**Circuit/Court ID:** 10 210037  
**Type of Case:** Dispositions  
**2024 Average Month:** 53  
**Jan-Jan 2024 :** 53  
**Overall AVG. Month:** 69

Monthly Dispositions Summary



Jan --- Jan Dispositions



Dispositions by Division

Divisions		Jan	Feb	Mar	Apr	May	Jun	Jul	Aug	Sep	Oct	Nov	Dec	Thru Jan	% Change	Total
<b>Total</b>	2024	53	-	-	-	-	-	-	-	-	-	-	-	53	-39%	53
	2023	87	60	71	60	50	27	46	84	68	69	93	130	87	▼	845
<b>Civil</b>	2024	7	-	-	-	-	-	-	-	-	-	-	-	7	-59%	7
	2023	17	6	11	8	8	2	11	8	13	6	15	10	17	▼	115
<b>Criminal</b>	2024	13	-	-	-	-	-	-	-	-	-	-	-	13	-59%	13
	2023	32	22	13	29	11	12	11	38	18	35	35	33	32	▼	289
<b>Concealed Handgun Permits</b>	2024	15	-	-	-	-	-	-	-	-	-	-	-	15	-52%	15
	2023	31	22	35	17	17	10	13	27	21	17	32	12	31	▼	254
<b>Miscellaneous/ Other</b>	2024	17	-	-	-	-	-	-	-	-	-	-	-	17	143%	17
	2023	7	10	12	6	14	3	11	11	16	11	11	75	7	▲	187
<b>Others</b>	2024	1	-	-	-	-	-	-	-	-	-	-	-	1	1	1
	2023	-	-	-	-	-	-	-	-	-	-	-	-	0	↔	0


Dispositions by Case Category

Case Categories		Jan	Feb	Mar	Apr	May	Jun	Jul	Aug	Sep	Oct	Nov	Dec	Thru Jan	% Change	Total
<b>Administrative Law</b>	2024	-	-	-	-	-	-	-	-	-	-	-	-	0	0	0
	2023	-	-	-	-	-	-	2	-	-	-	-	-	0	↔	2
<b>Capital Murder</b>	2024	-	-	-	-	-	-	-	-	-	-	-	-	0	0	0
	2023	-	-	1	-	-	-	-	-	-	-	-	-	0	↔	1
<b>Contested Divorce</b>	2024	1	-	-	-	-	-	-	-	-	-	-	-	1	1	1
	2023	-	1	1	1	1	-	-	1	-	-	1	2	0	↔	8
<b>Domestic and Family - Level 1</b>	2024	1	-	-	-	-	-	-	-	-	-	-	-	1	-86%	1
	2023	7	-	-	-	-	1	4	1	6	1	6	-	7	▼	26
<b>Domestic and Family - Level 2</b>	2024	-	-	-	-	-	-	-	-	-	-	-	-	0	-100%	0
	2023	3	-	2	-	1	-	1	1	1	-	-	-	3	▼	9
<b>Felonies and Related Matters</b>	2024	9	-	-	-	-	-	-	-	-	-	-	-	9	-59%	9
	2023	22	17	10	25	9	8	7	28	11	31	29	28	22	▼	225
<b>General Civil - Level 1</b>	2024	-	-	-	-	-	-	-	-	-	-	-	-	0	-100%	0
	2023	1	-	-	1	-	-	-	-	-	-	-	-	1	▼	2
<b>General Civil - Level 2</b>	2024	-	-	-	-	-	-	-	-	-	-	-	-	0	-100%	0
	2023	1	2	-	1	-	2	-	1	2	3	2	2	1	▼	16
<b>General Civil - Level 3</b>	2024	2	-	-	-	-	-	-	-	-	-	-	-	2	2	2
	2023	-	1	1	1	-	-	4	4	1	1	4	1	0	↔	18
<b>Miscellaneous Civil</b>	2024	19	-	-	-	-	-	-	-	-	-	-	-	19	-41%	19
	2023	32	30	43	18	26	12	19	33	32	22	41	19	32	▼	327
<b>Misdemeanor</b>	2024	5	-	-	-	-	-	-	-	-	-	-	-	5	-38%	5
	2023	8	4	1	3	2	2	4	10	5	4	6	3	8	▼	52
<b>Other</b>	2024	13	-	-	-	-	-	-	-	-	-	-	-	13	86%	13
	2023	7	2	6	5	5	1	5	5	5	6	2	68	7	▲	117
<b>Other Criminally Related Matters</b>	2024	-	-	-	-	-	-	-	-	-	-	-	-	0	-100%	0
	2023	2	1	1	1	-	2	-	-	3	-	1	2	2	▼	13
<b>Probates/Wills &amp; Trusts - Level 1</b>	2024	-	-	-	-	-	-	-	-	-	-	-	-	0	0	0
	2023	-	-	-	-	1	-	-	-	-	-	-	-	0	↔	1
<b>Probates/Wills &amp; Trusts - Level 2</b>	2024	-	-	-	-	-	-	-	-	-	-	-	-	0	-100%	0
	2023	1	-	1	-	-	-	-	-	1	1	-	1	1	▼	5
<b>Uncontested Divorce</b>	2024	3	-	-	-	-	-	-	-	-	-	-	-	3	0%	3
	2023	3	2	4	4	4	-	-	-	1	-	1	4	3	↔	23

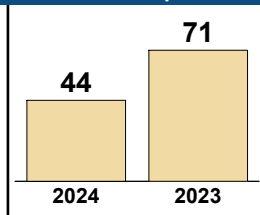
Dashboard

**Court:** Cumberland Circuit **Circuit/Court ID:** 10 210049  
**Start/End Date:** Jan-23 / Jan-24 **Type of Case:** Dispositions  
**2023 Average Month:** 53 **2024 Average Month:**44  
**Jan-Jan 2023:** 71 **Jan-Jan 2024 :** 44  
**Dispositions Trending:** ▼ **Overall AVG. Month:** 52

Monthly Dispositions Summary



Jan --- Jan Dispositions



Dispositions by Division

Divisions		Jan	Feb	Mar	Apr	May	Jun	Jul	Aug	Sep	Oct	Nov	Dec	Thru Jan	% Change	Total
<b>Total</b>	2024	44	-	-	-	-	-	-	-	-	-	-	-	44	-38%	44
	2023	71	60	65	43	62	61	29	68	44	51	43	40	71	▼	637
<b>Civil</b>	2024	2	-	-	-	-	-	-	-	-	-	-	-	2	-78%	2
	2023	9	2	9	5	6	8	6	4	5	7	4	2	9	▼	67
<b>Criminal</b>	2024	12	-	-	-	-	-	-	-	-	-	-	-	12	-56%	12
	2023	27	7	22	13	34	20	7	31	13	17	12	4	27	▼	207
<b>Concealed Handgun Permits</b>	2024	24	-	-	-	-	-	-	-	-	-	-	-	24	0%	24
	2023	24	41	26	19	17	17	10	24	18	19	20	23	24	↔	258
<b>Miscellaneous/ Other</b>	2024	6	-	-	-	-	-	-	-	-	-	-	-	6	-45%	6
	2023	11	10	8	6	5	16	6	9	8	8	7	11	11	▼	105

Dispositions by Case Category

Case Categories		Jan	Feb	Mar	Apr	May	Jun	Jul	Aug	Sep	Oct	Nov	Dec	Thru Jan	% Change	Total
<b>Contested Divorce</b>	2024	1	-	-	-	-	-	-	-	-	-	-	-	1	1	1
	2023	-	1	1	1	-	2	1	-	-	-	-	1	0	↔	7
<b>Domestic and Family - Level 1</b>	2024	-	-	-	-	-	-	-	-	-	-	-	-	0	0	0
	2023	-	-	-	-	-	-	1	-	2	1	-	-	0	↔	4
<b>Domestic and Family - Level 2</b>	2024	-	-	-	-	-	-	-	-	-	-	-	-	0	-100%	0
	2023	1	-	-	-	-	3	-	-	1	-	-	-	1	▼	5
<b>Felonies and Related Matters</b>	2024	12	-	-	-	-	-	-	-	-	-	-	-	12	-20%	12
	2023	15	2	13	6	19	13	1	19	11	9	8	4	15	▼	120
<b>General Civil - Level 2</b>	2024	1	-	-	-	-	-	-	-	-	-	-	-	1	0%	1
	2023	1	-	-	-	1	2	1	-	1	1	-	-	1	↔	7
<b>General Civil - Level 3</b>	2024	-	-	-	-	-	-	-	-	-	-	-	-	0	-100%	0
	2023	4	-	3	2	2	1	2	-	-	-	1	-	4	▼	15
<b>Miscellaneous Civil</b>	2024	30	-	-	-	-	-	-	-	-	-	-	-	30	-6%	30
	2023	32	47	31	23	20	27	15	32	21	25	26	33	32	▼	332
<b>Misdemeanor</b>	2024	-	-	-	-	-	-	-	-	-	-	-	-	0	-100%	0
	2023	12	5	4	5	12	6	1	12	1	7	3	-	12	▼	68
<b>Other</b>	2024	-	-	-	-	-	-	-	-	-	-	-	-	0	-100%	0
	2023	3	4	3	1	2	5	1	1	5	4	1	1	3	▼	31
<b>Other Criminally Related Matters</b>	2024	-	-	-	-	-	-	-	-	-	-	-	-	0	0	0
	2023	-	-	5	2	3	1	5	-	1	1	1	-	0	↔	19
<b>Probates/Wills &amp; Trusts - Level 2</b>	2024	-	-	-	-	-	-	-	-	-	-	-	-	0	0	0
	2023	-	-	1	-	-	-	-	-	-	1	-	-	0	↔	2
<b>Uncontested Divorce</b>	2024	-	-	-	-	-	-	-	-	-	-	-	-	0	-100%	0
	2023	3	1	4	3	3	1	1	4	1	2	3	1	3	▼	27

# PLN-CCMS-10.11 CASELOAD STATISTICS OF THE CIRCUIT COURTS

Halifax

January 2023 -- January 2024 Dispositions

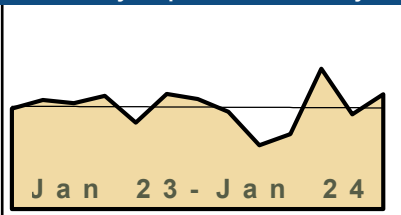
Alexandria and Fairfax Circuit are not Included in State Totals

## Dashboard

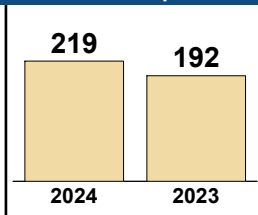
**Court:** Halifax Circuit  
**Start/End Date:** Jan-23 / Jan-24  
**2023 Average Month:** 193  
**Jan-Jan 2023:** 192  
**Dispositions Trending:** ▲

**Circuit/Court ID:** 10 210083  
**Type of Case:** Dispositions  
**2024 Average Month:** 219  
**Jan-Jan 2024 :** 219  
**Overall AVG. Month:** 195

## Monthly Dispositions Summary



## Jan --- Jan Dispositions



## Dispositions by Division

Divisions		Jan	Feb	Mar	Apr	May	Jun	Jul	Aug	Sep	Oct	Nov	Dec	Thru Jan	% Change	Total
<b>Total</b>	2024	219	-	-	-	-	-	-	-	-	-	-	-	219	14%	219
	2023	192	208	202	216	165	220	210	186	122	143	268	181	192	▲	2,313
<b>Civil</b>	2024	21	-	-	-	-	-	-	-	-	-	-	-	21	50%	21
	2023	14	17	25	20	18	20	25	22	7	14	16	16	14	▲	214
<b>Criminal</b>	2024	112	-	-	-	-	-	-	-	-	-	-	-	112	143%	112
	2023	46	82	63	111	77	98	93	64	67	53	173	103	46	▲	1,030
<b>Concealed Handgun Permits</b>	2024	72	-	-	-	-	-	-	-	-	-	-	-	72	-31%	72
	2023	104	82	81	50	51	62	58	65	37	67	67	51	104	▼	775
<b>Miscellaneous/ Other</b>	2024	14	-	-	-	-	-	-	-	-	-	-	-	14	-50%	14
	2023	28	27	33	35	19	40	34	35	11	9	11	9	28	▼	291
<b>Others</b>	2024	-	-	-	-	-	-	-	-	-	-	-	-	0	0	0
	2023	-	-	-	-	-	-	-	-	-	-	1	2	0	↔	3

## Dispositions by Case Category

Case Categories		Jan	Feb	Mar	Apr	May	Jun	Jul	Aug	Sep	Oct	Nov	Dec	Thru Jan	% Change	Total
<b>Administrative Law</b>	2024	-	-	-	-	-	-	-	-	-	-	-	-	0	0	0
	2023	-	-	-	2	1	-	1	-	1	-	-	-	0	↔	5
<b>Contested Divorce</b>	2024	-	-	-	-	-	-	-	-	-	-	-	-	0	0	0
	2023	-	4	4	4	3	7	4	1	1	1	-	5	0	↔	34
<b>Domestic and Family - Level 1</b>	2024	3	-	-	-	-	-	-	-	-	-	-	-	3	3	3
	2023	-	1	-	-	2	1	1	1	-	1	1	-	0	↔	8
<b>Domestic and Family - Level 2</b>	2024	1	-	-	-	-	-	-	-	-	-	-	-	1	-50%	1
	2023	2	-	1	2	-	-	3	-	-	4	-	-	2	▼	12
<b>Felonies and Related Matters</b>	2024	73	-	-	-	-	-	-	-	-	-	-	-	73	161%	73
	2023	28	56	36	75	51	54	61	36	40	38	144	29	28	▲	648
<b>General Civil - Level 1</b>	2024	-	-	-	-	-	-	-	-	-	-	-	-	0	-100%	0
	2023	1	-	1	-	-	-	-	-	-	-	-	-	1	▼	2
<b>General Civil - Level 2</b>	2024	3	-	-	-	-	-	-	-	-	-	-	-	3	50%	3
	2023	2	2	8	3	6	4	4	4	-	-	7	1	2	▲	41
<b>General Civil - Level 3</b>	2024	6	-	-	-	-	-	-	-	-	-	-	-	6	-40%	6
	2023	10	1	4	3	-	2	6	7	1	4	2	4	10	▼	44
<b>Miscellaneous Civil</b>	2024	84	-	-	-	-	-	-	-	-	-	-	-	84	-24%	84
	2023	111	87	90	61	59	73	72	71	47	76	77	59	111	▼	883
<b>Misdemeanor</b>	2024	39	-	-	-	-	-	-	-	-	-	-	-	39	117%	39
	2023	18	17	25	35	17	34	27	16	21	7	27	74	18	▲	318
<b>Other</b>	2024	3	-	-	-	-	-	-	-	-	-	-	-	3	-84%	3
	2023	19	22	23	23	10	28	19	29	-	-	2	2	19	▼	177
<b>Other Criminally Related Matters</b>	2024	1	-	-	-	-	-	-	-	-	-	-	-	1	1	1
	2023	-	11	2	1	11	10	5	12	6	8	2	-	0	↔	68
<b>Probates/Wills &amp; Trusts - Level 1</b>	2024	-	-	-	-	-	-	-	-	-	-	-	-	0	0	0
	2023	-	-	-	-	-	-	-	-	-	1	-	-	0	↔	1
<b>Probates/Wills &amp; Trusts - Level 2</b>	2024	1	-	-	-	-	-	-	-	-	-	-	-	1	1	1
	2023	-	1	-	-	-	1	1	1	1	-	1	2	0	↔	8
<b>Protective Orders</b>	2024	-	-	-	-	-	-	-	-	-	-	-	-	0	0	0
	2023	-	-	-	-	1	-	-	-	-	-	-	-	0	↔	1
<b>Uncontested Divorce</b>	2024	5	-	-	-	-	-	-	-	-	-	-	-	5	400%	5
	2023	1	6	8	7	4	6	6	8	4	3	5	5	1	▲	63

This report reflects data in the case management system. Numbers will update accordingly as reports are refreshed and posted.




Dashboard

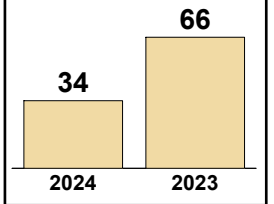
**Court:** Lunenburg Circuit  
**Start/End Date:** Jan-23 / Jan-24  
**2023 Average Month:** 46  
**Jan-Jan 2023:** 66  
**Dispositions Trending:** ▼

**Circuit/Court ID:** 10 210111  
**Type of Case:** Dispositions  
**2024 Average Month:** 34  
**Jan-Jan 2024 :** 34  
**Overall AVG. Month:** 45

Monthly Dispositions Summary



Jan --- Jan Dispositions



Dispositions by Division

Divisions		Jan	Feb	Mar	Apr	May	Jun	Jul	Aug	Sep	Oct	Nov	Dec	Thru Jan	% Change	Total
<b>Total</b>	2024	34	-	-	-	-	-	-	-	-	-	-	-	34	-48%	34
	2023	66	54	43	57	50	13	45	53	42	45	44	40	66	▼	552
<b>Civil</b>	2024	-	-	-	1	1	-	1	1	-	-	1	-	0	-100%	0
	2023	2	-	-	-	-	-	-	-	-	-	-	-	2	▼	7
<b>Criminal</b>	2024	14	-	-	-	-	-	-	-	-	-	-	-	14	-48%	14
	2023	27	35	14	29	32	3	18	22	29	32	19	26	27	▼	286
<b>Concealed Handgun Permits</b>	2024	15	-	-	-	-	-	-	-	-	-	-	-	15	-58%	15
	2023	36	19	29	27	12	10	26	26	13	13	24	13	36	▼	248
<b>Miscellaneous/ Other</b>	2024	5	-	-	-	-	-	-	-	-	-	-	-	5	400%	5
	2023	1	-	-	-	5	-	-	4	-	-	-	1	1	▲	11

Dispositions by Case Category

Case Categories		Jan	Feb	Mar	Apr	May	Jun	Jul	Aug	Sep	Oct	Nov	Dec	Thru Jan	% Change	Total
<b>Domestic and Family - Level 1</b>	2024	-	-	-	-	-	-	-	-	-	-	-	-	0	-100%	0
	2023	1	-	-	-	-	-	-	-	-	-	-	-	1	▼	1
<b>Domestic and Family - Level 2</b>	2024	-	-	-	1	-	-	-	-	-	-	-	-	0	0	0
	2023	-	-	-	-	-	-	-	-	-	-	-	-	0	↔	1
<b>Felonies and Related Matters</b>	2024	8	-	-	-	-	-	-	-	-	-	-	-	8	-64%	8
	2023	22	27	13	26	27	3	18	16	27	32	14	18	22	▼	243
<b>General Civil - Level 1</b>	2024	-	-	-	-	-	-	-	-	-	-	-	-	0	0	0
	2023	-	-	-	-	1	-	-	-	-	-	-	-	0	↔	1
<b>General Civil - Level 2</b>	2024	1	-	-	-	-	-	-	-	-	-	-	-	1	0%	1
	2023	1	-	-	-	2	-	-	2	-	-	-	-	1	↔	5
<b>General Civil - Level 3</b>	2024	-	-	-	-	-	-	-	-	-	-	-	-	0	0	0
	2023	-	-	-	-	2	-	-	1	-	-	-	-	0	↔	3
<b>Miscellaneous Civil</b>	2024	19	-	-	-	-	-	-	-	-	-	-	-	19	-47%	19
	2023	36	19	29	27	13	10	26	27	13	13	24	14	36	▼	251
<b>Misdemeanor</b>	2024	5	-	-	-	-	-	-	-	-	-	-	-	5	25%	5
	2023	4	7	-	3	5	-	-	6	1	-	5	5	4	▲	36
<b>Other Criminally Related Matters</b>	2024	1	-	-	-	-	-	-	-	-	-	-	-	1	0%	1
	2023	1	1	1	-	-	-	-	-	1	-	-	3	1	↔	7
<b>Probates/Wills &amp; Trusts - Level 1</b>	2024	-	-	-	-	-	-	-	-	-	-	-	-	0	-100%	0
	2023	1	-	-	-	-	-	-	-	-	-	-	-	1	▼	1
<b>Uncontested Divorce</b>	2024	-	-	-	-	-	-	-	-	-	-	-	-	0	0	0
	2023	-	-	-	-	-	-	1	1	-	-	1	-	0	↔	3

# PLN-CCMS-10.11 CASELOAD STATISTICS OF THE CIRCUIT COURTS

Mecklenburg

January 2023 -- January 2024 Dispositions


Alexandria and Fairfax Circuit are not Included in State Totals

## Dashboard

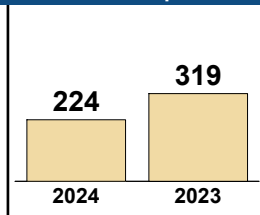
**Court:** Mecklenburg Circuit  
**Start/End Date:** Jan-23 / Jan-24  
**2023 Average Month:** 254  
**Jan-Jan 2023:** 319  
**Dispositions Trending:** ▼

**Circuit/Court ID:** 10 210117  
**Type of Case:** Dispositions  
**2024 Average Month:** 224  
**Jan-Jan 2024 :** 224  
**Overall AVG. Month:** 252

## Monthly Dispositions Summary



## Jan --- Jan Dispositions



## Dispositions by Division

Divisions		Jan	Feb	Mar	Apr	May	Jun	Jul	Aug	Sep	Oct	Nov	Dec	Thru Jan	% Change	Total
<b>Total</b>	2024	224	-	-	-	-	-	-	-	-	-	-	-	224	-30%	224
	2023	319	222	377	272	294	290	148	217	263	243	217	189	319	▼	3,051
<b>Civil</b>	2024	34	-	-	-	-	-	-	-	-	-	-	-	34	-3%	34
	2023	35	33	83	45	41	49	39	36	46	33	34	42	35	▼	516
<b>Criminal</b>	2024	113	-	-	-	-	-	-	-	-	-	-	-	113	-23%	113
	2023	146	63	165	100	133	141	65	78	140	105	114	73	146	▼	1,323
<b>Concealed Handgun Permits</b>	2024	55	-	-	-	-	-	-	-	-	-	-	-	55	-44%	55
	2023	99	84	74	88	76	63	19	69	40	68	47	34	99	▼	761
<b>Miscellaneous/ Other</b>	2024	21	-	-	-	-	-	-	-	-	-	-	-	21	-45%	21
	2023	38	40	55	39	44	37	25	34	36	37	22	40	38	▼	447
<b>Others</b>	2024	1	-	-	-	-	-	-	-	-	-	-	-	1	0%	1
	2023	1	2	-	-	-	-	-	-	1	-	-	-	1	↔	4

## Dispositions by Case Category

Case Categories		Jan	Feb	Mar	Apr	May	Jun	Jul	Aug	Sep	Oct	Nov	Dec	Thru Jan	% Change	Total
<b>Administrative Law</b>	2024	-	-	-	-	-	-	-	-	-	-	-	-	0	0	0
	2023	-	1	-	-	-	-	-	1	-	1	-	-	0	↔	3
<b>Capital Murder</b>	2024	-	-	-	-	-	-	-	-	-	-	-	-	0	0	0
	2023	-	1	6	-	-	6	-	-	-	-	-	-	0	↔	13
<b>Contested Divorce</b>	2024	11	-	-	-	-	-	-	-	-	-	-	-	11	57%	11
	2023	7	8	13	17	13	12	9	8	11	6	5	7	7	▲	116
<b>Domestic and Family - Level 1</b>	2024	1	-	-	-	-	-	-	-	-	-	-	-	1	-83%	1
	2023	6	4	5	3	2	3	4	3	12	5	9	2	6	▼	58
<b>Domestic and Family - Level 2</b>	2024	2	-	-	-	-	-	-	-	-	-	-	-	2	-33%	2
	2023	3	1	1	-	-	1	-	2	1	-	1	-	3	▼	10
<b>Felonies and Related Matters</b>	2024	78	-	-	-	-	-	-	-	-	-	-	-	78	-26%	78
	2023	106	42	86	86	67	98	39	52	106	66	82	55	106	▼	885
<b>General Civil - Level 1</b>	2024	-	-	-	-	-	-	-	-	-	-	-	-	0	0	0
	2023	-	-	-	-	-	2	1	1	-	-	-	-	0	↔	4
<b>General Civil - Level 2</b>	2024	1	-	-	-	-	-	-	-	-	-	-	-	1	-67%	1
	2023	3	2	3	1	1	5	4	4	3	1	3	9	3	▼	39
<b>General Civil - Level 3</b>	2024	-	-	34	4	3	3	1	1	1	1	1	5	0	0	0
	2023	-	-	-	-	-	-	-	-	-	-	-	-	0	↔	54
<b>Miscellaneous Civil</b>	2024	62	-	-	-	-	-	-	-	-	-	-	-	62	-44%	62
	2023	111	90	91	107	88	79	25	84	56	83	51	62	111	▼	927
<b>Misdemeanor</b>	2024	25	-	-	-	-	-	-	-	-	-	-	-	25	-34%	25
	2023	38	17	62	14	35	33	17	21	30	36	28	18	38	▼	349
<b>Other</b>	2024	16	-	-	-	-	-	-	-	-	-	-	-	16	-41%	16
	2023	27	36	37	19	31	18	15	19	19	22	17	12	27	▼	272
<b>Other Criminally Related Matters</b>	2024	10	-	-	-	-	-	-	-	-	-	-	-	10	400%	10
	2023	2	3	11	-	32	4	9	5	4	3	4	-	2	▲	77
<b>Probates/Wills &amp; Trusts - Level 1</b>	2024	-	-	-	-	-	-	-	-	-	-	-	-	0	-100%	0
	2023	1	-	2	-	1	1	-	2	1	-	-	-	1	▼	8
<b>Probates/Wills &amp; Trusts - Level 2</b>	2024	-	-	-	-	-	-	-	-	-	-	-	-	0	-100%	0
	2023	1	2	3	-	-	1	1	-	-	-	-	5	1	▼	13
<b>Protective Orders</b>	2024	-	-	-	-	-	-	-	-	-	-	-	-	0	0	0
	2023	-	-	-	-	1	-	-	-	-	-	-	-	0	↔	1
<b>Uncontested Divorce</b>	2024	18	-	-	-	-	-	-	-	-	-	-	-	18	29%	18
	2023	14	15	23	21	20	24	23	14	19	19	16	14	14	▲	222


This report reflects data in the case management system. Numbers will update accordingly as reports are refreshed and posted.

Dashboard

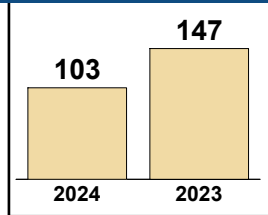
**Court:** Prince Edward Circuit  
**Start/End Date:** Jan-23 / Jan-24  
**2023 Average Month:** 123  
**Jan-Jan 2023:** 147  
**Dispositions Trending:** ▼

**Circuit/Court ID:** 10 210147  
**Type of Case:** Dispositions  
**2024 Average Month:** 103  
**Jan-Jan 2024 :** 103  
**Overall AVG. Month:** 122

Monthly Dispositions Summary



Jan --- Jan Dispositions



Dispositions by Division

Divisions		Jan	Feb	Mar	Apr	May	Jun	Jul	Aug	Sep	Oct	Nov	Dec	Thru Jan	% Change	Total
<b>Total</b>	2024	103	-	-	-	-	-	-	-	-	-	-	-	103	-30%	103
	2023	147	121	143	111	155	158	97	164	130	98	67	86	147	▼	1,477
<b>Civil</b>	2024	12	-	-	-	-	-	-	-	-	-	-	-	12	-20%	12
	2023	15	6	8	6	8	26	13	7	11	10	6	7	15	▼	123
<b>Criminal</b>	2024	30	-	-	-	-	-	-	-	-	-	-	-	30	-55%	30
	2023	66	49	79	58	94	74	44	101	81	40	27	43	66	▼	756
<b>Concealed Handgun Permits</b>	2024	36	-	-	-	-	-	-	-	-	-	-	-	36	20%	36
	2023	30	53	35	28	28	21	14	32	22	36	21	24	30	▲	344
<b>Miscellaneous/ Other</b>	2024	25	-	-	-	-	-	-	-	-	-	-	-	25	-31%	25
	2023	36	13	21	19	25	37	26	24	16	12	13	12	36	▼	254

Dispositions by Case Category

Case Categories		Jan	Feb	Mar	Apr	May	Jun	Jul	Aug	Sep	Oct	Nov	Dec	Thru Jan	% Change	Total
<b>Administrative Law</b>	2024	-	-	-	-	-	-	-	-	-	-	-	-	0	0	0
	2023	-	-	1	-	-	-	-	-	-	-	-	-	0	↔	1
<b>Capital Murder</b>	2024	-	-	-	-	-	-	-	-	-	-	-	-	0	-100%	0
	2023	1	-	-	-	-	1	-	-	-	-	-	-	1	▼	2
<b>Contested Divorce</b>	2024	-	-	-	-	-	-	-	-	-	-	-	-	0	-100%	0
	2023	1	2	3	-	2	1	2	1	1	1	-	2	1	▼	16
<b>Domestic and Family - Level 1</b>	2024	2	-	-	-	-	-	-	-	-	-	-	-	2	-33%	2
	2023	3	1	-	2	-	-	2	-	1	2	1	1	3	▼	13
<b>Felonies and Related Matters</b>	2024	19	-	-	-	-	-	-	-	-	-	-	-	19	-58%	19
	2023	45	36	54	50	80	50	24	46	63	25	21	27	45	▼	521
<b>General Civil - Level 1</b>	2024	-	-	-	-	-	-	-	-	-	-	-	-	0	0	0
	2023	-	-	1	-	-	-	-	-	-	-	-	1	0	↔	2
<b>General Civil - Level 2</b>	2024	6	-	-	-	-	-	-	-	-	-	-	-	6	500%	6
	2023	1	1	1	-	2	9	1	2	2	1	1	1	1	▲	22
<b>General Civil - Level 3</b>	2024	3	-	-	-	-	-	-	-	-	-	-	-	3	0%	3
	2023	3	1	1	-	-	8	1	2	-	2	-	1	3	↔	19
<b>Miscellaneous Civil</b>	2024	44	-	-	-	-	-	-	-	-	-	-	-	44	22%	44
	2023	36	56	42	36	36	38	25	44	31	42	22	25	36	▲	433
<b>Misdemeanor</b>	2024	11	-	-	-	-	-	-	-	-	-	-	-	11	-35%	11
	2023	17	13	25	8	14	19	17	53	15	13	5	11	17	▼	210
<b>Other</b>	2024	14	-	-	-	-	-	-	-	-	-	-	-	14	-53%	14
	2023	30	9	14	11	17	16	17	12	8	7	13	10	30	▼	164
<b>Other Criminally Related Matters</b>	2024	-	-	-	-	-	-	-	-	-	-	-	-	0	-100%	0
	2023	3	-	-	-	-	5	3	2	3	2	1	5	3	▼	24
<b>Probates/Wills &amp; Trusts - Level 1</b>	2024	-	-	-	-	-	-	-	-	-	-	-	-	0	-100%	0
	2023	1	-	-	-	-	-	-	-	-	-	-	-	1	▼	1
<b>Probates/Wills &amp; Trusts - Level 2</b>	2024	1	-	-	-	-	-	-	-	-	-	-	-	1	0%	1
	2023	1	1	-	-	1	1	-	-	1	-	-	1	1	↔	6
<b>Protective Orders</b>	2024	-	-	-	-	-	-	-	-	-	-	-	-	0	-100%	0
	2023	1	-	-	-	-	-	-	-	1	-	-	2	1	▼	4
<b>Uncontested Divorce</b>	2024	3	-	-	-	-	-	-	-	-	-	-	-	3	-25%	3
	2023	4	1	1	4	3	10	5	2	4	3	2	-	4	▼	39

# PLN-CCMS-10.11 CASELOAD STATISTICS OF THE CIRCUIT COURTS

Amelia

January 2023 -- January 2024 Dispositions


Alexandria and Fairfax Circuit are not Included in State Totals

## Dashboard

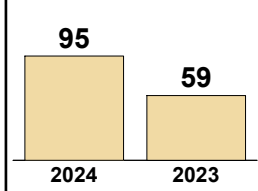
**Court:** Amelia Circuit  
**Start/End Date:** Jan-23 / Jan-24  
**2023 Average Month:** 75  
**Jan-Jan 2023:** 59  
**Dispositions Trending:** ▲

**Circuit/Court ID:** 11 211007  
**Type of Case:** Dispositions  
**2024 Average Month:** 95  
**Jan-Jan 2024 :** 95  
**Overall AVG. Month:** 77

## Monthly Dispositions Summary



## Jan --- Jan Dispositions



## Dispositions by Division

Divisions		Jan	Feb	Mar	Apr	May	Jun	Jul	Aug	Sep	Oct	Nov	Dec	Thru Jan	% Change	Total
<b>Total</b>	2024	95	-	-	-	-	-	-	-	-	-	-	-	95	61%	95
	2023	59	101	113	88	39	133	51	75	33	69	90	54	59	▲	905
<b>Civil</b>	2024	6	-	-	-	-	-	-	-	-	-	-	-	6	0%	6
	2023	6	10	9	10	5	19	6	12	1	8	4	11	6	↔	101
<b>Criminal</b>	2024	21	-	-	-	-	-	-	-	-	-	-	-	21	17%	21
	2023	18	29	30	38	7	64	5	25	6	30	32	14	18	▲	298
<b>Concealed Handgun Permits</b>	2024	61	-	-	-	-	-	-	-	-	-	-	-	61	135%	61
	2023	26	47	58	31	22	33	32	27	22	19	50	16	26	▲	383
<b>Miscellaneous/ Other</b>	2024	6	-	-	-	-	-	-	-	-	-	-	-	6	-33%	6
	2023	9	15	16	9	5	17	8	11	4	12	4	13	9	▼	123
<b>Others</b>	2024	1	-	-	-	-	-	-	-	-	-	-	-	1	1	1
	2023	-	-	-	-	-	-	-	-	-	-	-	-	0	↔	0

## Dispositions by Case Category


Case Categories		Jan	Feb	Mar	Apr	May	Jun	Jul	Aug	Sep	Oct	Nov	Dec	Thru Jan	% Change	Total
<b>Administrative Law</b>	2024	-	-	-	-	-	-	-	-	-	-	-	-	0	0	0
	2023	-	-	-	-	-	-	-	1	-	-	-	-	0	↔	1
<b>Contested Divorce</b>	2024	1	-	-	-	-	-	-	-	-	-	-	-	1	1	1
	2023	-	1	-	1	1	6	-	2	-	-	-	2	0	↔	13
<b>Domestic and Family - Level 1</b>	2024	-	-	-	-	-	-	-	-	-	-	-	-	0	0	0
	2023	-	-	-	1	-	1	3	-	-	-	-	3	0	↔	8
<b>Domestic and Family - Level 2</b>	2024	-	-	-	-	-	-	-	-	-	-	-	-	0	-100%	0
	2023	1	-	1	-	-	-	-	-	-	-	-	-	1	▼	2
<b>Felonies and Related Matters</b>	2024	14	-	-	-	-	-	-	-	-	-	-	-	14	0%	14
	2023	14	16	18	33	3	53	2	12	3	25	21	8	14	↔	208
<b>General Civil - Level 1</b>	2024	-	-	-	-	-	-	-	-	-	-	-	-	0	0	0
	2023	-	-	-	-	-	-	-	1	-	-	-	-	0	↔	1
<b>General Civil - Level 2</b>	2024	-	-	-	-	-	-	-	-	-	-	-	-	0	-100%	0
	2023	2	5	6	1	1	4	2	5	1	1	2	4	2	▼	34
<b>General Civil - Level 3</b>	2024	2	-	-	-	-	-	-	-	-	-	-	-	2	-50%	2
	2023	4	2	1	1	-	1	1	-	-	3	-	2	4	▼	15
<b>Miscellaneous Civil</b>	2024	65	-	-	-	-	-	-	-	-	-	-	-	65	110%	65
	2023	31	53	61	37	26	45	38	33	26	28	51	25	31	▲	454
<b>Misdemeanor</b>	2024	6	-	-	-	-	-	-	-	-	-	-	-	6	50%	6
	2023	4	12	13	5	3	14	2	13	2	5	10	4	4	▲	87
<b>Other</b>	2024	2	-	-	-	-	-	-	-	-	-	-	-	2	0%	2
	2023	2	5	10	5	-	5	1	5	-	2	3	2	2	↔	40
<b>Other Criminally Related Matters</b>	2024	1	-	-	-	-	-	-	-	-	-	-	-	1	1	1
	2023	-	1	1	-	1	1	1	1	1	-	1	2	0	↔	10
<b>Probates/Wills &amp; Trusts - Level 1</b>	2024	-	-	-	-	-	-	-	-	-	-	-	-	0	0	0
	2023	-	-	-	-	-	-	-	-	-	1	-	-	0	↔	1
<b>Probates/Wills &amp; Trusts - Level 2</b>	2024	-	-	-	-	-	-	-	-	-	-	-	-	0	0	0
	2023	-	1	2	-	-	-	-	-	-	3	-	1	0	↔	7
<b>Uncontested Divorce</b>	2024	4	-	-	-	-	-	-	-	-	-	-	-	4	300%	4
	2023	1	5	-	4	4	3	1	2	-	1	2	1	1	▲	24

This report reflects data in the case management system. Numbers will update accordingly as reports are refreshed and posted.

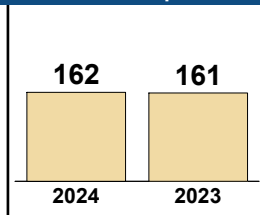
Dashboard

**Court:** Dinwiddie Circuit **Circuit/Court ID:** 11 211053  
**Start/End Date:** Jan-23 / Jan-24 **Type of Case:** Dispositions  
**2023 Average Month:** 147 **2024 Average Month:** 162  
**Jan-Jan 2023:** 161 **Jan-Jan 2024 :** 162  
**Dispositions Trending:** ⇄ **Overall AVG. Month:** 148

Monthly Dispositions Summary



Jan --- Jan Dispositions



Dispositions by Division

Divisions		Jan	Feb	Mar	Apr	May	Jun	Jul	Aug	Sep	Oct	Nov	Dec	Thru Jan	% Change	Total
<b>Total</b>	2024	162	-	-	-	-	-	-	-	-	-	-	-	162	1%	162
	2023	161	147	227	191	138	136	118	147	100	118	153	124	161	▲	1,760
<b>Civil</b>	2024	31	-	-	-	-	-	-	-	-	-	-	-	31	121%	31
	2023	14	26	29	22	16	13	17	28	13	23	17	16	14	▲	234
<b>Criminal</b>	2024	59	-	-	-	-	-	-	-	-	-	-	-	59	-17%	59
	2023	71	51	68	74	54	65	42	31	43	27	61	47	71	▼	634
<b>Concealed Handgun Permits</b>	2024	60	-	-	-	-	-	-	-	-	-	-	-	60	-8%	60
	2023	65	55	120	74	55	46	40	68	38	54	64	46	65	▼	725
<b>Miscellaneous/ Other</b>	2024	12	-	-	-	-	-	-	-	-	-	-	-	12	9%	12
	2023	11	15	10	21	13	12	19	20	6	14	10	15	11	▲	166
<b>Others</b>	2024	-	-	-	-	-	-	-	-	-	-	-	-	0	0	0
	2023	-	-	-	-	-	-	-	-	-	-	1	-	0	⇄	1

Dispositions by Case Category

Case Categories		Jan	Feb	Mar	Apr	May	Jun	Jul	Aug	Sep	Oct	Nov	Dec	Thru Jan	% Change	Total
<b>Capital Murder</b>	2024	-	-	-	-	-	-	-	-	-	-	-	-	0	0	0
	2023	-	-	-	-	-	-	-	-	-	1	-	-	0	⇄	1
<b>Contested Divorce</b>	2024	3	-	-	-	-	-	-	-	-	-	-	-	3	0%	3
	2023	3	4	1	1	4	1	1	-	1	1	-	2	3	⇄	19
<b>Domestic and Family - Level 1</b>	2024	3	-	-	-	-	-	-	-	-	-	-	-	3	-25%	3
	2023	4	1	7	1	-	1	2	7	2	-	-	2	4	▼	27
<b>Domestic and Family - Level 2</b>	2024	3	-	-	-	-	-	-	-	-	-	-	-	3	200%	3
	2023	1	1	5	1	2	1	3	1	1	7	2	1	1	▲	26
<b>Felonies and Related Matters</b>	2024	30	-	-	-	-	-	-	-	-	-	-	-	30	-32%	30
	2023	44	35	35	52	27	37	20	22	14	9	33	26	44	▼	354
<b>General Civil - Level 1</b>	2024	-	-	-	-	-	-	-	-	-	-	-	-	0	0	0
	2023	-	-	-	-	-	-	-	-	-	-	-	2	0	⇄	2
<b>General Civil - Level 2</b>	2024	9	-	-	-	-	-	-	-	-	-	-	-	9	350%	9
	2023	2	3	4	5	3	3	5	7	4	7	3	3	2	▲	49
<b>General Civil - Level 3</b>	2024	6	-	-	-	-	-	-	-	-	-	-	-	6	500%	6
	2023	1	5	4	12	3	3	1	5	-	1	6	5	1	▲	46
<b>Miscellaneous Civil</b>	2024	74	-	-	-	-	-	-	-	-	-	-	-	74	1%	74
	2023	73	69	132	94	67	57	60	87	45	69	73	60	73	▲	886
<b>Misdemeanor</b>	2024	22	-	-	-	-	-	-	-	-	-	-	-	22	10%	22
	2023	20	11	26	21	23	23	13	10	24	11	26	16	20	▲	224
<b>Other</b>	2024	-	-	-	-	-	-	-	-	-	-	-	-	0	0	0
	2023	-	3	-	-	-	-	-	-	1	1	2	1	0	⇄	8
<b>Other Criminally Related Matters</b>	2024	7	-	-	-	-	-	-	-	-	-	-	-	7	0%	7
	2023	7	7	8	1	4	5	9	2	5	6	2	5	7	⇄	61
<b>Probates/Wills &amp; Trusts - Level 2</b>	2024	-	-	-	-	-	-	-	-	-	-	-	-	0	0	0
	2023	-	2	-	-	-	3	-	-	1	-	-	-	0	⇄	7
<b>Uncontested Divorce</b>	2024	5	-	-	-	-	-	-	-	-	-	-	-	5	-17%	5
	2023	6	6	5	3	5	2	4	5	3	4	6	1	6	▼	50

# PLN-CCMS-10.11 CASELOAD STATISTICS OF THE CIRCUIT COURTS

Nottoway


January 2023 -- January 2024 Dispositions

Alexandria and Fairfax Circuit are not Included in State Totals

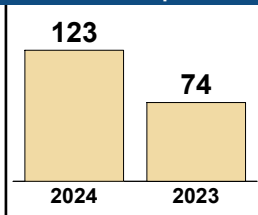
## Dashboard

**Court:** Nottoway Circuit  
**Circuit/Court ID:** 11 211135  
**Start/End Date:** Jan-23 / Jan-24  
**Type of Case:** Dispositions  
**2023 Average Month:** 92  
**2024 Average Month:** 123  
**Jan-Jan 2023:** 74  
**Jan-Jan 2024 :** 123  
**Dispositions Trending:** ▲  
**Overall AVG. Month:** 95

## Monthly Dispositions Summary



## Jan --- Jan Dispositions



## Dispositions by Division

Divisions		Jan	Feb	Mar	Apr	May	Jun	Jul	Aug	Sep	Oct	Nov	Dec	Thru Jan	% Change	Total
<b>Total</b>	2024	123	-	-	-	-	-	-	-	-	-	-	-	123	66%	123
	2023	74	72	133	73	117	130	68	113	116	85	64	62	74	▲	1,107
<b>Civil</b>	2024	12	-	-	-	-	-	-	-	-	-	-	-	12	-25%	12
	2023	16	10	14	6	15	12	22	12	15	10	13	6	16	▼	151
<b>Criminal</b>	2024	61	-	-	-	-	-	-	-	-	-	-	-	61	307%	61
	2023	15	20	48	31	65	75	12	57	66	30	12	28	15	▲	459
<b>Concealed Handgun Permits</b>	2024	38	-	-	-	-	-	-	-	-	-	-	-	38	23%	38
	2023	31	29	48	25	25	34	19	30	17	29	19	21	31	▲	327
<b>Miscellaneous/ Other</b>	2024	12	-	-	-	-	-	-	-	-	-	-	-	12	9%	12
	2023	11	13	23	10	12	9	15	14	18	16	20	7	11	▲	168
<b>Others</b>	2024	-	-	-	-	-	-	-	-	-	-	-	-	0	-100%	0
	2023	1	-	-	1	-	-	-	-	-	-	-	-	1	▼	2

## Dispositions by Case Category

Case Categories		Jan	Feb	Mar	Apr	May	Jun	Jul	Aug	Sep	Oct	Nov	Dec	Thru Jan	% Change	Total
<b>Administrative Law</b>	2024	-	-	-	-	-	-	-	-	-	-	-	-	0	0	0
	2023	-	-	-	1	-	-	-	-	-	-	-	1	0	↔	2
<b>Capital Murder</b>	2024	-	-	-	-	-	-	-	-	-	-	-	-	0	0	0
	2023	-	-	-	-	-	-	-	-	1	-	-	-	0	↔	1
<b>Contested Divorce</b>	2024	-	-	-	-	-	-	-	-	-	-	-	-	0	-100%	0
	2023	1	1	1	1	1	1	-	3	1	-	1	-	1	▼	11
<b>Domestic and Family - Level 1</b>	2024	1	-	-	-	-	-	-	-	-	-	-	-	1	1	1
	2023	-	-	-	-	-	-	5	-	6	1	-	-	0	↔	12
<b>Domestic and Family - Level 2</b>	2024	5	-	-	-	-	-	-	-	-	-	-	-	5	150%	5
	2023	2	3	-	1	4	2	-	5	1	-	-	2	2	▲	20
<b>Felonies and Related Matters</b>	2024	39	-	-	-	-	-	-	-	-	-	-	-	39	255%	39
	2023	11	11	27	22	29	59	7	37	55	21	8	22	11	▲	309
<b>General Civil - Level 1</b>	2024	-	-	-	-	-	-	-	-	-	-	-	-	0	0	0
	2023	-	-	-	-	-	-	1	-	-	-	-	-	0	↔	1
<b>General Civil - Level 2</b>	2024	2	-	-	-	-	-	-	-	-	-	-	-	2	0%	2
	2023	2	-	5	1	1	4	3	3	4	2	5	2	2	↔	32
<b>General Civil - Level 3</b>	2024	2	-	-	-	-	-	-	-	-	-	-	-	2	-33%	2
	2023	3	4	4	2	3	1	9	1	1	1	5	1	3	▼	35
<b>Miscellaneous Civil</b>	2024	45	-	-	-	-	-	-	-	-	-	-	-	45	13%	45
	2023	40	38	62	31	35	37	28	38	26	37	30	22	40	▲	424
<b>Misdemeanor</b>	2024	22	-	-	-	-	-	-	-	-	-	-	-	22	450%	22
	2023	4	9	18	9	36	7	4	7	10	3	2	6	4	▲	115
<b>Other</b>	2024	4	-	-	-	-	-	-	-	-	-	-	-	4	-20%	4
	2023	5	4	8	4	2	6	5	4	8	9	9	5	5	▼	69
<b>Other Criminally Related Matters</b>	2024	-	-	-	-	-	-	-	-	-	-	-	-	0	-100%	0
	2023	1	-	3	-	-	13	2	13	-	6	2	-	1	▼	40
<b>Probates/Wills &amp; Trusts - Level 1</b>	2024	1	-	-	-	-	-	-	-	-	-	-	-	1	1	1
	2023	-	-	-	-	-	-	-	-	-	-	-	-	0	↔	0
<b>Probates/Wills &amp; Trusts - Level 2</b>	2024	-	-	-	-	-	-	-	-	-	-	-	-	0	-100%	0
	2023	2	-	1	1	1	-	1	-	-	3	-	1	2	▼	10
<b>Uncontested Divorce</b>	2024	2	-	-	-	-	-	-	-	-	-	-	-	2	-33%	2
	2023	3	2	4	-	5	-	3	2	3	2	2	-	3	▼	26


This report reflects data in the case management system. Numbers will update accordingly as reports are refreshed and posted.

Dashboard

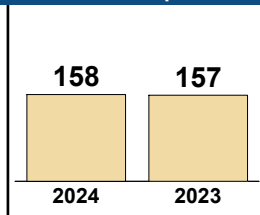
**Court:** Powhatan Circuit  
**Start/End Date:** Jan-23 / Jan-24  
**2023 Average Month:** 151  
**Jan-Jan 2023:** 157  
**Dispositions Trending:** ⇌

**Circuit/Court ID:** 11 211145  
**Type of Case:** Dispositions  
**2024 Average Month:** 158  
**Jan-Jan 2024 :** 158  
**Overall AVG. Month:** 152

Monthly Dispositions Summary



Jan --- Jan Dispositions



Dispositions by Division

Divisions		Jan	Feb	Mar	Apr	May	Jun	Jul	Aug	Sep	Oct	Nov	Dec	Thru Jan	% Change	Total
<b>Total</b>	2024	158	-	-	-	-	-	-	-	-	-	-	-	158	1%	158
	2023	157	157	200	122	121	211	141	182	127	171	124	99	157	▲	1,812
<b>Civil</b>	2024	11	-	-	-	-	-	-	-	-	-	-	-	11	-21%	11
	2023	14	16	15	13	12	34	17	25	17	25	9	15	14	▼	212
<b>Criminal</b>	2024	19	-	-	-	-	-	-	-	-	-	-	-	19	-14%	19
	2023	22	29	20	16	14	51	41	33	12	36	1	5	22	▼	280
<b>Concealed Handgun Permits</b>	2024	105	-	-	-	-	-	-	-	-	-	-	-	105	6%	105
	2023	99	92	136	74	69	94	61	71	71	74	89	55	99	▲	985
<b>Miscellaneous/ Other</b>	2024	23	-	-	-	-	-	-	-	-	-	-	-	23	5%	23
	2023	22	20	29	19	26	32	22	53	27	35	25	24	22	▲	334
<b>Others</b>	2024	-	-	-	-	-	-	-	-	-	-	-	-	0	0	0
	2023	-	-	-	-	-	-	-	-	-	1	-	-	0	↔	1

Dispositions by Case Category

Case Categories		Jan	Feb	Mar	Apr	May	Jun	Jul	Aug	Sep	Oct	Nov	Dec	Thru Jan	% Change	Total
<b>Administrative Law</b>	2024	-	-	-	-	-	-	-	-	-	-	-	-	0	0	0
	2023	-	-	-	-	-	-	-	-	-	-	-	1	0	↔	1
<b>Contested Divorce</b>	2024	-	-	-	-	-	-	-	-	-	-	-	-	0	0	0
	2023	-	3	3	2	1	2	2	5	1	2	2	6	0	↔	29
<b>Domestic and Family - Level 1</b>	2024	2	-	-	-	-	-	-	-	-	-	-	-	2	0%	2
	2023	2	5	1	-	1	10	3	2	-	5	-	-	2	↔	29
<b>Domestic and Family - Level 2</b>	2024	-	-	-	-	-	-	-	-	-	-	-	-	0	0	0
	2023	-	-	2	1	-	1	-	-	1	-	1	-	0	↔	6
<b>Felonies and Related Matters</b>	2024	14	-	-	-	-	-	-	-	-	-	-	-	14	-18%	14
	2023	17	20	13	13	8	49	34	19	8	27	-	2	17	▼	210
<b>General Civil - Level 1</b>	2024	-	-	-	-	-	-	-	-	-	-	-	-	0	0	0
	2023	-	2	-	-	-	3	-	1	-	-	-	1	0	↔	7
<b>General Civil - Level 2</b>	2024	5	-	-	-	-	-	-	-	-	-	-	-	5	67%	5
	2023	3	3	-	5	4	9	2	8	5	8	4	-	3	▲	51
<b>General Civil - Level 3</b>	2024	-	-	-	-	-	-	-	-	-	-	-	-	0	-100%	0
	2023	3	1	2	-	3	12	1	2	-	3	3	4	3	▼	34
<b>Miscellaneous Civil</b>	2024	122	-	-	-	-	-	-	-	-	-	-	-	122	6%	122
	2023	115	102	148	85	81	117	79	107	90	94	104	71	115	▲	1,193
<b>Misdemeanor</b>	2024	5	-	-	-	-	-	-	-	-	-	-	-	5	0%	5
	2023	5	9	4	2	6	2	6	13	5	10	1	2	5	↔	65
<b>Other</b>	2024	4	-	-	-	-	-	-	-	-	-	-	-	4	33%	4
	2023	3	8	16	7	11	4	4	10	8	13	6	5	3	▲	95
<b>Other Criminally Related Matters</b>	2024	-	-	-	-	-	-	-	-	-	-	-	-	0	0	0
	2023	-	-	3	1	-	-	1	1	-	-	-	2	0	↔	8
<b>Probates/Wills &amp; Trusts - Level 2</b>	2024	2	-	-	-	-	-	-	-	-	-	-	-	2	0%	2
	2023	2	3	1	1	-	-	-	1	2	1	-	1	2	↔	12
<b>Uncontested Divorce</b>	2024	4	-	-	-	-	-	-	-	-	-	-	-	4	-43%	4
	2023	7	1	7	5	6	2	9	13	7	8	3	4	7	▼	72

# PLN-CCMS-10.11 CASELOAD STATISTICS OF THE CIRCUIT COURTS

Petersburg

January 2023 -- January 2024 Dispositions


Alexandria and Fairfax Circuit are not Included in State Totals

## Dashboard

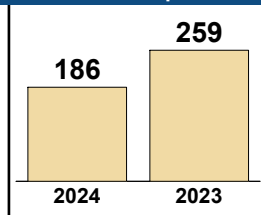
**Court:** Petersburg Circuit  
**Start/End Date:** Jan-23 / Jan-24  
**2023 Average Month:** 230  
**Jan-Jan 2023:** 259  
**Dispositions Trending:** ▼

**Circuit/Court ID:** 11 211730  
**Type of Case:** Dispositions  
**2024 Average Month:** 186  
**Jan-Jan 2024 :** 186  
**Overall AVG. Month:** 227

## Monthly Dispositions Summary



## Jan --- Jan Dispositions



## Dispositions by Division

Divisions	Year	Jan	Feb	Mar	Apr	May	Jun	Jul	Aug	Sep	Oct	Nov	Dec	Thru Jan	% Change	Total
<b>Total</b>	2024	186	-	-	-	-	-	-	-	-	-	-	-	186	-28%	186
	2023	259	178	256	193	217	209	208	246	283	256	218	241	259	▼	2,764
<b>Civil</b>	2024	41	-	-	-	-	-	-	-	-	-	-	-	41	5%	41
	2023	39	21	20	39	42	36	40	41	24	33	47	23	39	▲	405
<b>Criminal</b>	2024	104	-	-	-	-	-	-	-	-	-	-	-	104	-30%	104
	2023	148	121	166	94	126	127	117	165	206	169	125	142	148	▼	1,706
<b>Concealed Handgun Permits</b>	2024	7	-	-	-	-	-	-	-	-	-	-	-	7	-84%	7
	2023	45	13	46	24	20	19	30	20	37	16	30	50	45	▼	350
<b>Miscellaneous/ Other</b>	2024	33	-	-	-	-	-	-	-	-	-	-	-	33	22%	33
	2023	27	20	24	36	27	27	20	19	16	36	16	26	27	▲	294
<b>Others</b>	2024	1	-	-	-	-	-	-	-	-	-	-	-	1	1	1
	2023	-	3	-	-	2	-	1	1	-	2	-	-	0	↔	9

## Dispositions by Case Category

Case Categories	Year	Jan	Feb	Mar	Apr	May	Jun	Jul	Aug	Sep	Oct	Nov	Dec	Thru Jan	% Change	Total
<b>Administrative Law</b>	2024	-	-	-	-	-	-	-	-	-	-	-	-	0	0	0
	2023	-	-	-	1	-	-	-	-	-	-	-	-	0	↔	1
<b>Contested Divorce</b>	2024	-	-	-	-	-	-	-	-	-	-	-	-	0	-100%	0
	2023	1	2	1	2	-	2	8	1	2	4	2	-	1	▼	25
<b>Domestic and Family - Level 1</b>	2024	1	-	-	-	-	-	-	-	-	-	-	-	1	-50%	1
	2023	2	-	1	1	-	-	3	-	1	-	7	-	2	▼	15
<b>Domestic and Family - Level 2</b>	2024	1	-	-	-	-	-	-	-	-	-	-	-	1	1	1
	2023	-	2	-	-	1	-	1	2	1	2	-	1	0	↔	10
<b>Felonies and Related Matters</b>	2024	61	-	-	-	-	-	-	-	-	-	-	-	61	-36%	61
	2023	95	80	103	58	93	86	65	88	118	109	71	88	95	▼	1,054
<b>General Civil - Level 1</b>	2024	1	-	-	-	-	-	-	-	-	-	-	-	1	0%	1
	2023	1	-	-	2	-	2	3	4	1	-	3	1	1	↔	17
<b>General Civil - Level 2</b>	2024	12	-	-	-	-	-	-	-	-	-	-	-	12	-33%	12
	2023	18	10	3	15	10	13	9	13	8	7	12	10	18	▼	128
<b>General Civil - Level 3</b>	2024	24	-	-	-	-	-	-	-	-	-	-	-	24	118%	24
	2023	11	5	9	8	17	15	12	15	5	15	18	7	11	▲	137
<b>Miscellaneous Civil</b>	2024	21	-	-	-	-	-	-	-	-	-	-	-	21	-66%	21
	2023	62	29	66	54	41	39	48	33	47	42	35	62	62	▼	558
<b>Misdemeanor</b>	2024	38	-	-	-	-	-	-	-	-	-	-	-	38	-16%	38
	2023	45	26	47	23	37	20	28	55	72	51	28	40	45	▼	472
<b>Other</b>	2024	15	-	-	-	-	-	-	-	-	-	-	-	15	114%	15
	2023	7	4	3	3	5	4	1	5	5	11	11	11	7	▲	70
<b>Other Criminally Related Matters</b>	2024	6	-	-	-	-	-	-	-	-	-	-	-	6	-40%	6
	2023	10	15	16	15	7	21	25	23	17	9	26	14	10	▼	198
<b>Probates/Wills &amp; Trusts - Level 2</b>	2024	1	-	-	-	-	-	-	-	-	-	-	-	1	-50%	1
	2023	2	2	2	3	2	-	1	1	1	3	1	-	2	▼	18
<b>Protective Orders</b>	2024	-	-	-	-	-	-	-	-	-	-	-	-	0	0	0
	2023	-	-	-	-	-	-	-	-	-	-	-	1	0	↔	1
<b>Uncontested Divorce</b>	2024	5	-	-	-	-	-	-	-	-	-	-	-	5	0%	5
	2023	5	3	5	8	4	7	4	6	5	3	4	6	5	↔	60

This report reflects data in the case management system. Numbers will update accordingly as reports are refreshed and posted.



# PLN-CCMS-10.11 CASELOAD STATISTICS OF THE CIRCUIT COURTS

Chesterfield

January 2023 -- January 2024 Dispositions

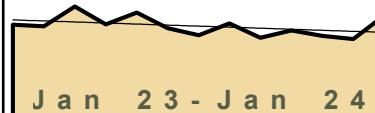
Alexandria and Fairfax Circuit are not Included in State Totals

## Dashboard

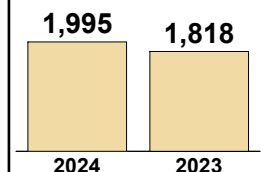
**Court:** Chesterfield Circuit  
**Start/End Date:** Jan-23 / Jan-24  
**2023 Average Month:** 1,777  
**Jan-Jan 2023:** 1,818  
**Dispositions Trending:** ▲

**Circuit/Court ID:** 12 212041  
**Type of Case:** Dispositions  
**2024 Average Month:** 1,995  
**Jan-Jan 2024 :** 1,995  
**Overall AVG. Month:** 1,794

## Monthly Dispositions Summary



## Jan --- Jan Dispositions



## Dispositions by Division

Divisions		Jan	Feb	Mar	Apr	May	Jun	Jul	Aug	Sep	Oct	Nov	Dec	Thru Jan	% Change	Total
<b>Total</b>	2024	1,995	-	-	-	-	-	-	-	-	-	-	-	1,995	10%	1,995
	2023	1,818	1,788	2,169	1,829	2,054	1,757	1,619	1,848	1,573	1,713	1,607	1,546	1,818	▲	21,321
<b>Civil</b>	2024	239	-	-	-	-	-	-	-	-	-	-	-	239	8%	239
	2023	221	178	246	191	278	216	241	206	183	251	197	188	221	▲	2,596
<b>Criminal</b>	2024	462	-	-	-	-	-	-	-	-	-	-	-	462	25%	462
	2023	370	364	446	309	434	480	325	409	358	459	407	364	370	▲	4,725
<b>Concealed Handgun Permits</b>	2024	532	-	-	-	-	-	-	-	-	-	-	-	532	-10%	532
	2023	588	606	716	649	541	410	449	516	394	418	451	423	588	▼	6,161
<b>Miscellaneous/ Other</b>	2024	760	-	-	-	-	-	-	-	-	-	-	-	760	19%	760
	2023	639	640	760	679	800	650	604	713	638	584	547	569	639	▲	7,823
<b>Others</b>	2024	2	-	-	-	-	-	-	-	-	-	-	-	2	2	2
	2023	-	-	1	1	1	1	-	4	-	1	5	2	0	↔	16

## Dispositions by Case Category

Case Categories		Jan	Feb	Mar	Apr	May	Jun	Jul	Aug	Sep	Oct	Nov	Dec	Thru Jan	% Change	Total
<b>Administrative Law</b>	2024	4	-	-	-	-	-	-	-	-	-	-	-	4	4	4
	2023	-	1	-	2	3	1	1	2	1	5	1	2	0	↔	19
<b>Capital Murder</b>	2024	1	-	-	-	-	-	-	-	-	-	-	-	1	1	1
	2023	-	-	-	-	-	-	-	1	1	-	-	-	0	↔	2
<b>Contested Divorce</b>	2024	33	-	-	-	-	-	-	-	-	-	-	-	33	-6%	33
	2023	35	27	24	27	38	23	28	24	16	21	24	17	35	▼	304
<b>Domestic and Family - Level 1</b>	2024	38	-	-	-	-	-	-	-	-	-	-	-	38	27%	38
	2023	30	12	27	24	28	18	28	30	14	30	28	19	30	▲	288
<b>Domestic and Family - Level 2</b>	2024	5	-	-	-	-	-	-	-	-	-	-	-	5	-29%	5
	2023	7	7	7	6	9	4	6	12	4	10	9	5	7	▼	86
<b>Felonies and Related Matters</b>	2024	316	-	-	-	-	-	-	-	-	-	-	-	316	44%	316
	2023	220	257	291	198	272	290	229	282	221	312	257	242	220	▲	3,071
<b>General Civil - Level 1</b>	2024	2	-	-	-	-	-	-	-	-	-	-	-	2	100%	2
	2023	1	-	-	2	4	1	3	4	2	2	1	1	1	▲	21
<b>General Civil - Level 2</b>	2024	67	-	-	-	-	-	-	-	-	-	-	-	67	37%	67
	2023	49	39	70	39	64	73	76	52	56	79	44	66	49	▲	707
<b>General Civil - Level 3</b>	2024	24	-	-	-	-	-	-	-	-	-	-	-	24	100%	24
	2023	12	19	25	34	23	14	24	22	31	25	30	18	12	▲	277
<b>Miscellaneous Civil</b>	2024	725	-	-	-	-	-	-	-	-	-	-	-	725	-4%	725
	2023	758	734	882	777	716	530	634	679	532	575	578	602	758	▼	7,997
<b>Misdemeanor</b>	2024	118	-	-	-	-	-	-	-	-	-	-	-	118	4%	118
	2023	113	83	113	79	139	152	78	94	110	131	123	97	113	▲	1,312
<b>Other</b>	2024	564	-	-	-	-	-	-	-	-	-	-	-	564	19%	564
	2023	474	512	597	544	634	532	418	553	502	423	424	379	474	▲	5,992
<b>Other Criminally Related Matters</b>	2024	30	-	-	-	-	-	-	-	-	-	-	-	30	-25%	30
	2023	40	24	44	34	37	42	19	35	27	27	29	27	40	▼	385
<b>Probates/Wills &amp; Trusts - Level 1</b>	2024	2	-	-	-	-	-	-	-	-	-	-	-	2	100%	2
	2023	1	1	3	1	1	3	-	-	1	1	-	-	1	▲	12
<b>Probates/Wills &amp; Trusts - Level 2</b>	2024	6	-	-	-	-	-	-	-	-	-	-	-	6	-33%	6
	2023	9	8	12	16	11	20	11	6	7	6	9	11	9	▼	126
<b>Protective Orders</b>	2024	0	-	-	-	-	-	-	-	-	-	-	-	0	-100%	0
	2023	3	2	-	4	-	5	-	-	2	3	1	1	3	▼	21
<b>Uncontested Divorce</b>	2024	60	-	-	-	-	-	-	-	-	-	-	-	60	-9%	60
	2023	66	62	74	42	75	49	64	52	46	63	49	59	66	▼	701

This report reflects data in the case management system. Numbers will update accordingly as reports are refreshed and posted.

# PLN-CCMS-10.11 CASELOAD STATISTICS OF THE CIRCUIT COURTS

January 2023 -- January 2024 Dispositions


Alexandria and Fairfax Circuit are not Included in State Totals

### Dashboard

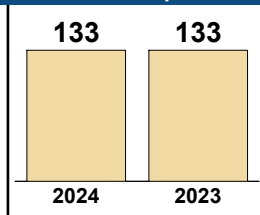
**Court:** Colonial Heights Circuit  
**Start/End Date:** Jan-23 / Jan-24  
**2023 Average Month:** 116  
**Jan-Jan 2023:** 133  
**Dispositions Trending:** ⇌

**Circuit/Court ID:** 12 212570  
**Type of Case:** Dispositions  
**2024 Average Month:** 133  
**Jan-Jan 2024 :** 133  
**Overall AVG. Month:** 117

### Monthly Dispositions Summary



### Jan --- Jan Dispositions



### Dispositions by Division

Divisions		Jan	Feb	Mar	Apr	May	Jun	Jul	Aug	Sep	Oct	Nov	Dec	Thru Jan	% Change	Total
<b>Total</b>	2024	133	-	-	-	-	-	-	-	-	-	-	-	133	0%	133
	2023	133	148	140	116	120	124	105	104	107	110	88	96	133	⇌	1,391
<b>Civil</b>	2024	14	-	-	-	-	-	-	-	-	-	-	-	14	40%	14
	2023	10	12	5	16	9	10	6	6	5	18	6	2	10	▲	105
<b>Criminal</b>	2024	79	-	-	-	-	-	-	-	-	-	-	-	79	11%	79
	2023	71	62	88	46	68	70	57	62	84	58	56	66	71	▲	788
<b>Concealed Handgun Permits</b>	2024	22	-	-	-	-	-	-	-	-	-	-	-	22	-33%	22
	2023	33	47	31	42	29	30	20	26	14	21	22	25	33	▼	340
<b>Miscellaneous/ Other</b>	2024	18	-	-	-	-	-	-	-	-	-	-	-	18	-5%	18
	2023	19	27	16	12	14	14	22	10	4	13	4	3	19	▼	158

### Dispositions by Case Category

Case Categories		Jan	Feb	Mar	Apr	May	Jun	Jul	Aug	Sep	Oct	Nov	Dec	Thru Jan	% Change	Total
<b>Administrative Law</b>	2024	-	-	-	-	-	-	-	-	-	-	-	-	0	0	0
	2023	-	-	-	-	-	1	-	-	-	-	-	-	0	⇌	1
<b>Contested Divorce</b>	2024	1	-	-	-	-	-	-	-	-	-	-	-	1	-50%	1
	2023	2	1	-	3	-	1	-	2	-	2	-	-	2	▼	11
<b>Domestic and Family - Level 1</b>	2024	7	-	-	-	-	-	-	-	-	-	-	-	7	133%	7
	2023	3	-	-	1	-	-	-	-	-	3	-	-	3	▲	7
<b>Domestic and Family - Level 2</b>	2024	-	-	-	-	-	-	-	-	-	-	-	-	0	-100%	0
	2023	1	2	-	-	-	-	1	1	-	3	1	-	1	▼	9
<b>Felonies and Related Matters</b>	2024	59	-	-	-	-	-	-	-	-	-	-	-	59	11%	59
	2023	53	43	61	24	54	52	42	39	60	41	46	56	53	▲	571
<b>General Civil - Level 1</b>	2024	-	-	-	-	-	-	-	-	-	-	-	-	0	0	0
	2023	-	-	-	-	1	-	1	-	-	-	-	-	0	⇌	2
<b>General Civil - Level 2</b>	2024	2	-	-	-	-	-	-	-	-	-	-	-	2	0%	2
	2023	2	5	2	1	-	1	5	1	1	-	3	-	2	⇌	21
<b>General Civil - Level 3</b>	2024	1	-	-	-	-	-	-	-	-	-	-	-	1	0%	1
	2023	1	1	1	1	3	1	5	2	-	1	1	-	1	⇌	17
<b>Miscellaneous Civil</b>	2024	40	-	-	-	-	-	-	-	-	-	-	-	40	-2%	40
	2023	41	63	36	51	38	35	32	34	17	34	23	28	41	▼	432
<b>Misdemeanor</b>	2024	18	-	-	-	-	-	-	-	-	-	-	-	18	13%	18
	2023	16	17	19	18	11	13	12	21	19	17	8	9	16	▲	180
<b>Other</b>	2024	-	-	-	-	-	-	-	-	-	-	-	-	0	-100%	0
	2023	9	8	8	4	5	9	2	-	-	-	1	-	9	▼	46
<b>Other Criminally Related Matters</b>	2024	2	-	-	-	-	-	-	-	-	-	-	-	2	0%	2
	2023	2	3	8	4	3	5	3	2	5	3	4	1	2	⇌	43
<b>Probates/Wills &amp; Trusts - Level 1</b>	2024	-	-	-	-	-	-	-	-	-	-	-	-	0	0	0
	2023	-	-	1	-	-	-	-	-	-	-	-	-	0	⇌	1
<b>Probates/Wills &amp; Trusts - Level 2</b>	2024	-	-	-	-	-	-	-	-	-	-	-	-	0	-100%	0
	2023	1	-	1	2	2	1	-	-	-	1	1	1	1	▼	10
<b>Protective Orders</b>	2024	-	-	-	-	-	-	-	-	-	-	-	-	0	0	0
	2023	-	-	2	1	-	1	1	1	1	-	-	1	0	⇌	8
<b>Uncontested Divorce</b>	2024	3	-	-	-	-	-	-	-	-	-	-	-	3	50%	3
	2023	2	5	1	6	3	4	1	1	4	5	-	-	2	▲	32

# PLN-CCMS-10.11 CASELOAD STATISTICS OF THE CIRCUIT COURTS

Richmond

January 2023 -- January 2024 Dispositions

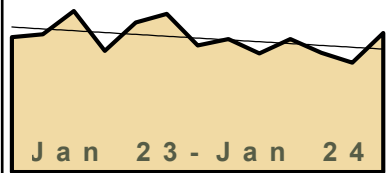
Alexandria and Fairfax Circuit are not Included in State Totals

## Dashboard

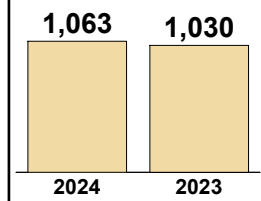
**Court:** Richmond Circuit  
**Start/End Date:** Jan-23 / Jan-24  
**2023 Average Month:** 1,020  
**Jan-Jan 2023:** 1,030  
**Dispositions Trending:** ▲

**Circuit/Court ID:** 13 213760  
**Type of Case:** Dispositions  
**2024 Average Month:** 1,063  
**Jan-Jan 2024 :** 1,063  
**Overall AVG. Month:** 1,023

## Monthly Dispositions Summary



## Jan --- Jan Dispositions



## Dispositions by Division

Divisions		Jan	Feb	Mar	Apr	May	Jun	Jul	Aug	Sep	Oct	Nov	Dec	Thru Jan	% Change	Total
<b>Total</b>	2024	1,063	-	-	-	-	-	-	-	-	-	-	-	1,063	3%	1,063
	2023	1,030	1,053	1,230	925	1,142	1,208	967	1,017	906	1,017	912	835	1,030	▲	12,242
<b>Civil</b>	2024	196	-	-	-	-	-	-	-	-	-	-	-	196	5%	196
	2023	186	158	234	126	190	194	157	162	151	172	208	123	186	▲	2,061
<b>Criminal</b>	2024	361	-	-	-	-	-	-	-	-	-	-	-	361	-15%	361
	2023	423	368	428	393	321	380	336	371	344	319	259	321	423	▼	4,263
<b>Concealed Handgun Permits</b>	2024	173	-	-	-	-	-	-	-	-	-	-	-	173	166%	173
	2023	65	164	174	118	184	260	87	103	92	128	94	81	65	▲	1,550
<b>Miscellaneous/ Other</b>	2024	332	-	-	-	-	-	-	-	-	-	-	-	332	-6%	332
	2023	353	360	390	287	446	373	387	379	316	396	350	309	353	▼	4,346
<b>Others</b>	2024	1	-	-	-	-	-	-	-	-	-	-	-	1	-67%	1
	2023	3	3	4	1	1	1	-	2	3	2	1	1	3	▼	22

## Dispositions by Case Category

Case Categories		Jan	Feb	Mar	Apr	May	Jun	Jul	Aug	Sep	Oct	Nov	Dec	Thru Jan	% Change	Total
<b>Administrative Law</b>	2024	3	-	-	-	-	-	-	-	-	-	-	-	3	3	3
	2023	-	2	3	-	3	4	3	1	-	6	5	1	0	↔	28
<b>Capital Murder</b>	2024	-	-	-	-	-	-	-	-	-	-	-	-	0	0	0
	2023	-	-	-	-	-	-	-	-	2	-	-	-	0	↔	2
<b>Contested Divorce</b>	2024	9	-	-	-	-	-	-	-	-	-	-	-	9	-31%	9
	2023	13	7	13	5	14	13	14	10	7	10	7	5	13	▼	118
<b>Domestic and Family - Level 1</b>	2024	9	-	-	-	-	-	-	-	-	-	-	-	9	125%	9
	2023	4	10	16	12	12	15	10	11	20	14	9	4	4	▲	137
<b>Domestic and Family - Level 2</b>	2024	14	-	-	-	-	-	-	-	-	-	-	-	14	-18%	14
	2023	17	11	16	10	15	20	6	20	16	5	14	12	17	▼	162
<b>Felonies and Related Matters</b>	2024	268	-	-	-	-	-	-	-	-	-	-	-	268	-27%	268
	2023	367	304	332	323	245	309	264	281	251	249	206	257	367	▼	3,388
<b>General Civil - Level 1</b>	2024	6	-	-	-	-	-	-	-	-	-	-	-	6	0%	6
	2023	6	5	4	3	-	6	4	3	1	5	7	6	6	↔	50
<b>General Civil - Level 2</b>	2024	105	-	-	-	-	-	-	-	-	-	-	-	105	21%	105
	2023	87	71	79	70	88	82	71	57	78	95	129	70	87	▲	977
<b>General Civil - Level 3</b>	2024	56	-	-	-	-	-	-	-	-	-	-	-	56	40%	56
	2023	40	48	78	26	32	43	25	54	23	38	32	23	40	▲	462
<b>Miscellaneous Civil</b>	2024	326	-	-	-	-	-	-	-	-	-	-	-	326	78%	326
	2023	183	286	324	205	378	375	260	222	222	255	248	164	183	▲	3,122
<b>Misdemeanor</b>	2024	65	-	-	-	-	-	-	-	-	-	-	-	65	103%	65
	2023	32	46	63	42	52	40	41	52	64	46	37	42	32	▲	557
<b>Other</b>	2024	136	-	-	-	-	-	-	-	-	-	-	-	136	-39%	136
	2023	222	227	230	182	239	240	204	247	174	235	181	209	222	▼	2,590
<b>Other Criminally Related Matters</b>	2024	33	-	-	-	-	-	-	-	-	-	-	-	33	22%	33
	2023	27	26	37	34	28	38	36	44	31	29	23	22	27	▲	375
<b>Probates/Wills &amp; Trusts - Level 1</b>	2024	1	-	-	-	-	-	-	-	-	-	-	-	1	1	1
	2023	-	-	-	-	-	-	-	-	1	-	-	1	0	↔	2
<b>Probates/Wills &amp; Trusts - Level 2</b>	2024	5	-	-	-	-	-	-	-	-	-	-	-	5	150%	5
	2023	2	-	3	-	2	1	1	1	-	3	1	4	2	▲	18
<b>Uncontested Divorce</b>	2024	27	-	-	-	-	-	-	-	-	-	-	-	27	-10%	27
	2023	30	10	32	13	34	22	28	14	16	27	13	15	30	▼	254

This report reflects data in the case management system. Numbers will update accordingly as reports are refreshed and posted.

# PLN-CCMS-10.11 CASELOAD STATISTICS OF THE CIRCUIT COURTS

Henrico

January 2023 -- January 2024 Dispositions


Alexandria and Fairfax Circuit are not Included in State Totals

## Dashboard

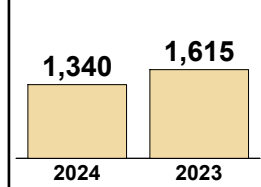
**Court:** Henrico Circuit  
**Start/End Date:** Jan-23 / Jan-24  
**2023 Average Month:** 1,311  
**Jan-Jan 2023:** 1,615  
**Dispositions Trending:** ▼

**Circuit/Court ID:** 14 214087  
**Type of Case:** Dispositions  
**2024 Average Month:** 1,340  
**Jan-Jan 2024 :** 1,340  
**Overall AVG. Month:** 1,313

## Monthly Dispositions Summary



## Jan --- Jan Dispositions



## Dispositions by Division

Divisions		Jan	Feb	Mar	Apr	May	Jun	Jul	Aug	Sep	Oct	Nov	Dec	Thru Jan	% Change	Total
<b>Total</b>	2024	1,340	-	-	-	-	-	-	-	-	-	-	-	1,340	-17%	1,340
	2023	1,615	1,554	1,667	1,236	1,126	1,277	1,398	1,445	1,086	1,280	995	1,049	1,615	▼	15,728
<b>Civil</b>	2024	240	-	-	-	-	-	-	-	-	-	-	-	240	-35%	240
	2023	372	390	172	148	174	249	165	187	148	173	140	131	372	▼	2,449
<b>Criminal</b>	2024	503	-	-	-	-	-	-	-	-	-	-	-	503	-5%	503
	2023	527	508	642	498	430	474	513	566	472	435	405	503	527	▼	5,973
<b>Concealed Handgun Permits</b>	2024	373	-	-	-	-	-	-	-	-	-	-	-	373	-3%	373
	2023	385	340	433	300	296	277	260	271	241	325	282	235	385	▼	3,645
<b>Miscellaneous/ Other</b>	2024	222	-	-	-	-	-	-	-	-	-	-	-	222	-32%	222
	2023	327	315	418	289	219	272	459	418	223	344	166	178	327	▼	3,628
<b>Others</b>	2024	2	-	-	-	-	-	-	-	-	-	-	-	2	-50%	2
	2023	4	1	2	1	7	5	1	3	2	3	2	2	4	▼	33

## Dispositions by Case Category

Case Categories		Jan	Feb	Mar	Apr	May	Jun	Jul	Aug	Sep	Oct	Nov	Dec	Thru Jan	% Change	Total
<b>Administrative Law</b>	2024	-	-	-	-	-	-	-	-	-	-	-	-	0	-100%	0
	2023	3	6	1	1	-	5	2	-	1	1	1	-	3	▼	21
<b>Contested Divorce</b>	2024	33	-	-	-	-	-	-	-	-	-	-	-	33	-21%	33
	2023	42	52	26	20	23	31	26	30	18	20	14	19	42	▼	321
<b>Domestic and Family - Level 1</b>	2024	10	-	-	-	-	-	-	-	-	-	-	-	10	-29%	10
	2023	14	17	12	10	32	13	12	17	15	11	4	13	14	▼	170
<b>Domestic and Family - Level 2</b>	2024	5	-	-	-	-	-	-	-	-	-	-	-	5	-64%	5
	2023	14	14	5	5	6	5	2	3	3	9	1	2	14	▼	69
<b>Felonies and Related Matters</b>	2024	321	-	-	-	-	-	-	-	-	-	-	-	321	-6%	321
	2023	340	348	430	354	267	322	320	366	299	287	250	357	340	▼	3,940
<b>General Civil</b>	2024	-	-	-	-	-	-	-	-	-	-	-	-	0	0	0
	2023	-	-	-	-	-	-	-	-	-	-	1	-	0	↔	1
<b>General Civil - Level 1</b>	2024	1	-	-	-	-	-	-	-	-	-	-	-	1	-92%	1
	2023	12	7	2	3	4	3	4	5	2	2	3	5	12	▼	52
<b>General Civil - Level 2</b>	2024	97	-	-	-	-	-	-	-	-	-	-	-	97	-33%	97
	2023	145	157	62	45	54	91	59	62	49	52	55	33	145	▼	864
<b>General Civil - Level 3</b>	2024	26	-	-	-	-	-	-	-	-	-	-	-	26	-46%	26
	2023	48	34	23	21	16	28	21	11	16	31	15	9	48	▼	273
<b>Miscellaneous Civil</b>	2024	573	-	-	-	-	-	-	-	-	-	-	-	573	-12%	573
	2023	654	606	825	580	500	533	697	676	455	659	422	409	654	▼	7,016
<b>Misdemeanor</b>	2024	144	-	-	-	-	-	-	-	-	-	-	-	144	-6%	144
	2023	153	128	158	118	119	117	152	150	127	112	120	116	153	▼	1,570
<b>Other</b>	2024	8	-	-	-	-	-	-	-	-	-	-	-	8	-65%	8
	2023	23	18	9	4	13	9	3	4	7	4	25	5	23	▼	124
<b>Other Criminally Related Matters</b>	2024	45	-	-	-	-	-	-	-	-	-	-	-	45	5%	45
	2023	43	34	58	28	46	36	43	55	47	36	43	30	43	▲	499
<b>Probates/Wills &amp; Trusts - Level 1</b>	2024	2	-	-	-	-	-	-	-	-	-	-	-	2	0%	2
	2023	2	-	1	-	1	1	-	1	-	-	1	1	2	↔	8
<b>Probates/Wills &amp; Trusts - Level 2</b>	2024	7	-	-	-	-	-	-	-	-	-	-	-	7	-56%	7
	2023	16	15	8	5	2	13	8	14	6	6	7	3	16	▼	103
<b>Protective Orders</b>	2024	-	-	-	-	-	-	-	-	-	-	-	-	0	0	0
	2023	-	-	-	-	-	-	-	-	-	1	-	-	0	↔	1
<b>Uncontested Divorce</b>	2024	68	-	-	-	-	-	-	-	-	-	-	-	68	-36%	68
	2023	106	118	47	42	43	70	49	51	41	49	33	47	106	▼	696

This report reflects data in the case management system. Numbers will update accordingly as reports are refreshed and posted.

# PLN-CCMS-10.11 CASELOAD STATISTICS OF THE CIRCUIT COURTS

Caroline

January 2023 -- January 2024 Dispositions

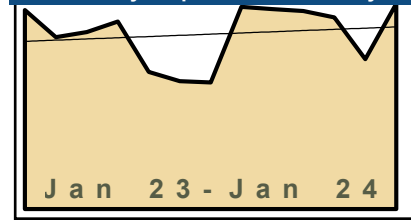
Alexandria and Fairfax Circuit are not Included in State Totals

## Dashboard

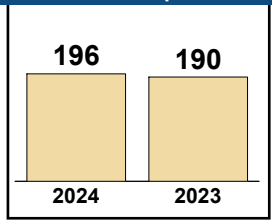
**Court:** Caroline Circuit  
**Start/End Date:** Jan-23 / Jan-24  
**2023 Average Month:** 165  
**Jan-Jan 2023:** 190  
**Dispositions Trending:** ▲

**Circuit/Court ID:** 15 215033  
**Type of Case:** Dispositions  
**2024 Average Month:** 196  
**Jan-Jan 2024 :** 196  
**Overall AVG. Month:** 167

## Monthly Dispositions Summary



## Jan --- Jan Dispositions



## Dispositions by Division

Divisions		Jan	Feb	Mar	Apr	May	Jun	Jul	Aug	Sep	Oct	Nov	Dec	Thru Jan	% Change	Total
<b>Total</b>	2024	196	-	-	-	-	-	-	-	-	-	-	-	196	3%	196
	2023	190	164	169	179	131	122	121	193	191	189	183	143	190	▲	1,975
<b>Civil</b>	2024	20	-	-	-	-	-	-	-	-	-	-	-	20	-33%	20
	2023	30	10	15	8	10	31	19	14	25	12	27	14	30	▼	215
<b>Criminal</b>	2024	84	-	-	-	-	-	-	-	-	-	-	-	84	29%	84
	2023	65	70	48	46	33	31	50	57	98	65	62	55	65	▲	680
<b>Concealed Handgun Permits</b>	2024	48	-	-	-	-	-	-	-	-	-	-	-	48	-19%	48
	2023	59	60	88	72	65	45	39	58	50	71	59	54	59	▼	720
<b>Miscellaneous/ Other</b>	2024	44	-	-	-	-	-	-	-	-	-	-	-	44	22%	44
	2023	36	24	18	48	23	15	13	64	18	41	34	20	36	▲	354
<b>Others</b>	2024	-	-	-	-	-	-	-	-	-	-	-	-	0	0	0
	2023	-	-	-	5	-	-	-	-	-	-	-	1	0	↔	6

## Dispositions by Case Category

Case Categories		Jan	Feb	Mar	Apr	May	Jun	Jul	Aug	Sep	Oct	Nov	Dec	Thru Jan	% Change	Total
<b>Administrative Law</b>	2024	-	-	-	-	-	-	-	-	-	-	-	-	0	0	0
	2023	-	-	-	-	-	-	-	-	1	-	-	-	0	↔	1
<b>Contested Divorce</b>	2024	-	-	-	-	-	-	-	-	-	-	-	-	0	-100%	0
	2023	2	1	4	-	-	1	1	3	1	2	4	4	2	▼	23
<b>Domestic and Family - Level 1</b>	2024	5	-	-	-	-	-	-	-	-	-	-	-	5	5	5
	2023	-	1	-	-	1	6	-	3	2	1	2	3	0	↔	19
<b>Domestic and Family - Level 2</b>	2024	1	-	-	-	-	-	-	-	-	-	-	-	1	-93%	1
	2023	15	-	-	-	3	12	8	-	-	2	-	-	15	▼	40
<b>Felonies and Related Matters</b>	2024	60	-	-	-	-	-	-	-	-	-	-	-	60	67%	60
	2023	36	37	35	26	16	13	33	39	60	39	42	32	36	▲	408
<b>General Civil - Level 1</b>	2024	-	-	-	-	-	-	-	-	-	-	-	-	0	-100%	0
	2023	2	-	-	-	-	-	-	1	-	-	-	-	2	▼	3
<b>General Civil - Level 2</b>	2024	6	-	-	-	-	-	-	-	-	-	-	-	6	20%	6
	2023	5	5	8	3	1	6	5	2	3	1	10	5	5	▲	54
<b>General Civil - Level 3</b>	2024	1	-	-	-	-	-	-	-	-	-	-	-	1	-80%	1
	2023	5	-	1	1	2	-	1	1	10	2	10	-	5	▼	33
<b>Miscellaneous Civil</b>	2024	69	-	-	-	-	-	-	-	-	-	-	-	69	-13%	69
	2023	79	77	103	79	87	60	52	78	68	91	84	72	79	▼	930
<b>Misdemeanor</b>	2024	18	-	-	-	-	-	-	-	-	-	-	-	18	-31%	18
	2023	26	25	10	9	14	10	12	18	33	24	19	21	26	▼	221
<b>Other</b>	2024	24	-	-	-	-	-	-	-	-	-	-	-	24	100%	24
	2023	12	7	2	46	1	-	1	44	1	18	2	-	12	▲	134
<b>Other Criminally Related Matters</b>	2024	6	-	-	-	-	-	-	-	-	-	-	-	6	100%	6
	2023	3	8	3	11	3	8	5	-	5	2	1	2	3	▲	51
<b>Probates/Wills &amp; Trusts - Level 1</b>	2024	-	-	-	-	-	-	-	-	-	-	-	-	0	0	0
	2023	-	-	-	-	1	-	-	-	-	-	-	-	0	↔	1
<b>Probates/Wills &amp; Trusts - Level 2</b>	2024	1	-	-	-	-	-	-	-	-	-	-	-	1	0%	1
	2023	1	-	-	-	-	-	-	2	1	-	1	1	1	↔	6
<b>Uncontested Divorce</b>	2024	5	-	-	-	-	-	-	-	-	-	-	-	5	25%	5
	2023	4	3	3	4	2	6	3	2	6	7	8	3	4	▲	51

This report reflects data in the case management system. Numbers will update accordingly as reports are refreshed and posted.

# PLN-CCMS-10.11 CASELOAD STATISTICS OF THE CIRCUIT COURTS

Essex

January 2023 -- January 2024 Dispositions


Alexandria and Fairfax Circuit are not Included in State Totals

## Dashboard

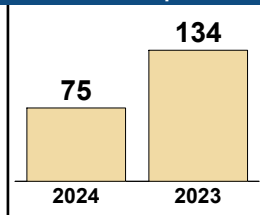
**Court:** Essex Circuit  
**Start/End Date:** Jan-23 / Jan-24  
**2023 Average Month:** 57  
**Jan-Jan 2023:** 134  
**Dispositions Trending:** ▼

**Circuit/Court ID:** 15 215057  
**Type of Case:** Dispositions  
**2024 Average Month:** 75  
**Jan-Jan 2024 :** 75  
**Overall AVG. Month:** 58

## Monthly Dispositions Summary



## Jan --- Jan Dispositions



## Dispositions by Division

Divisions		Jan	Feb	Mar	Apr	May	Jun	Jul	Aug	Sep	Oct	Nov	Dec	Thru Jan	% Change	Total
<b>Total</b>	2024	75	-	-	-	-	-	-	-	-	-	-	-	75	-44%	75
	2023	134	48	79	73	37	48	34	40	50	62	42	34	134	▼	681
<b>Civil</b>	2024	4	-	-	-	-	-	-	-	-	-	-	-	4	-73%	4
	2023	15	5	3	14	8	6	8	4	7	6	5	1	15	▼	82
<b>Criminal</b>	2024	28	-	-	-	-	-	-	-	-	-	-	-	28	-65%	28
	2023	81	-	25	28	7	7	6	10	10	18	6	15	81	▼	213
<b>Concealed Handgun Permits</b>	2024	24	-	-	-	-	-	-	-	-	-	-	-	24	-4%	24
	2023	25	22	31	23	8	23	17	13	20	26	19	11	25	▼	238
<b>Miscellaneous/ Other</b>	2024	19	-	-	-	-	-	-	-	-	-	-	-	19	46%	19
	2023	13	20	20	8	14	12	3	13	13	12	12	7	13	▲	147
<b>Others</b>	2024	-	-	-	-	-	-	-	-	-	-	-	-	0	0	0
	2023	-	1	-	-	-	-	-	-	-	-	-	-	0	↔	1

## Dispositions by Case Category

Case Categories		Jan	Feb	Mar	Apr	May	Jun	Jul	Aug	Sep	Oct	Nov	Dec	Thru Jan	% Change	Total
<b>Contested Divorce</b>	2024	-	-	-	-	-	-	-	-	-	-	-	-	0	0	0
	2023	-	-	-	5	-	-	1	-	2	-	-	-	0	↔	8
<b>Domestic and Family - Level 1</b>	2024	-	-	-	-	-	-	-	-	-	-	-	-	0	-100%	0
	2023	4	-	-	3	-	-	1	-	-	1	-	-	4	▼	9
<b>Domestic and Family - Level 2</b>	2024	-	-	-	-	-	-	-	-	-	-	-	-	0	0	0
	2023	-	-	-	-	1	3	-	-	1	1	-	-	0	↔	6
<b>Felonies and Related Matters</b>	2024	25	-	-	-	-	-	-	-	-	-	-	-	25	-53%	25
	2023	53	-	16	19	5	6	4	9	4	14	2	7	53	▼	139
<b>General Civil - Level 1</b>	2024	-	-	-	-	-	-	-	-	-	-	-	-	0	0	0
	2023	-	-	-	-	-	1	-	-	-	-	-	2	0	↔	3
<b>General Civil - Level 2</b>	2024	3	-	-	-	-	-	-	-	-	-	-	-	3	50%	3
	2023	2	1	-	1	1	-	-	-	1	-	-	1	2	▲	7
<b>General Civil - Level 3</b>	2024	1	-	-	-	-	-	-	-	-	-	-	-	1	-75%	1
	2023	4	1	1	1	4	1	2	-	-	2	3	-	4	▼	19
<b>Miscellaneous Civil</b>	2024	30	-	-	-	-	-	-	-	-	-	-	-	30	7%	30
	2023	28	24	34	25	10	26	20	14	21	31	22	15	28	▲	270
<b>Misdemeanor</b>	2024	1	-	-	-	-	-	-	-	-	-	-	-	1	-75%	1
	2023	4	-	3	3	2	-	1	-	2	2	4	1	4	▼	22
<b>Other</b>	2024	12	-	-	-	-	-	-	-	-	-	-	-	12	20%	12
	2023	10	19	17	6	12	8	-	13	12	7	9	2	10	▲	115
<b>Other Criminally Related Matters</b>	2024	2	-	-	-	-	-	-	-	-	-	-	-	2	-92%	2
	2023	24	-	6	7	-	1	3	1	4	2	-	7	24	▼	55
<b>Probates/Wills &amp; Trusts - Level 1</b>	2024	-	-	-	-	-	-	-	-	-	-	-	-	0	-100%	0
	2023	1	-	-	-	-	-	-	-	-	-	-	-	1	▼	1
<b>Probates/Wills &amp; Trusts - Level 2</b>	2024	-	-	-	-	-	-	-	-	-	-	-	-	0	-100%	0
	2023	1	-	-	-	-	-	-	1	-	-	-	-	1	▼	2
<b>Uncontested Divorce</b>	2024	1	-	-	-	-	-	-	-	-	-	-	-	1	-67%	1
	2023	3	3	2	3	2	2	2	2	3	2	-	1	3	▼	25

This report reflects data in the case management system. Numbers will update accordingly as reports are refreshed and posted.

# PLN-CCMS-10.11 CASELOAD STATISTICS OF THE CIRCUIT COURTS

Hanover

January 2023 -- January 2024 Dispositions


Alexandria and Fairfax Circuit are not Included in State Totals

## Dashboard

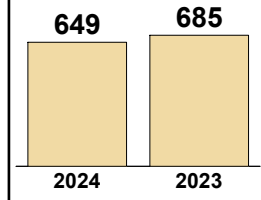
**Court:** Hanover Circuit  
**Start/End Date:** Jan-23 / Jan-24  
**2023 Average Month:** 590  
**Jan-Jan 2023:** 685  
**Dispositions Trending:** ▼

**Circuit/Court ID:** 15 215085  
**Type of Case:** Dispositions  
**2024 Average Month:** 649  
**Jan-Jan 2024 :** 649  
**Overall AVG. Month:** 594

## Monthly Dispositions Summary



## Jan --- Jan Dispositions



## Dispositions by Division

Divisions		Jan	Feb	Mar	Apr	May	Jun	Jul	Aug	Sep	Oct	Nov	Dec	Thru Jan	% Change	Total
<b>Total</b>	2024	649	-	-	-	-	-	-	-	-	-	-	-	649	-5%	649
	2023	685	583	664	600	602	641	484	531	667	572	609	437	685	▼	7,075
<b>Civil</b>	2024	106	-	-	-	-	-	-	-	-	-	-	-	106	1%	106
	2023	105	91	107	87	122	130	109	126	113	114	133	64	105	▲	1,301
<b>Criminal</b>	2024	218	-	-	-	-	-	-	-	-	-	-	-	218	2%	218
	2023	214	206	240	185	207	245	211	171	239	210	211	216	214	▲	2,555
<b>Concealed Handgun Permits</b>	2024	270	-	-	-	-	-	-	-	-	-	-	-	270	-4%	270
	2023	280	201	205	248	188	184	87	149	229	162	202	116	280	▼	2,251
<b>Miscellaneous/ Other</b>	2024	55	-	-	-	-	-	-	-	-	-	-	-	55	-36%	55
	2023	86	85	112	80	84	82	77	85	85	86	63	41	86	▼	966
<b>Others</b>	2024	-	-	-	-	-	-	-	-	-	-	-	-	0	0	0
	2023	-	-	-	-	1	-	-	-	1	-	-	-	0	↔	2

## Dispositions by Case Category

Case Categories		Jan	Feb	Mar	Apr	May	Jun	Jul	Aug	Sep	Oct	Nov	Dec	Thru Jan	% Change	Total
<b>Administrative Law</b>	2024	1	-	-	-	-	-	-	-	-	-	-	-	1	1	1
	2023	-	-	-	-	1	-	-	1	-	-	1	1	0	↔	4
<b>Capital Murder</b>	2024	1	-	-	-	-	-	-	-	-	-	-	-	1	1	1
	2023	-	-	-	-	-	-	-	-	-	-	1	-	0	↔	1
<b>Contested Divorce</b>	2024	21	-	-	-	-	-	-	-	-	-	-	-	21	31%	21
	2023	16	20	21	12	30	21	16	14	20	18	16	9	16	▲	213
<b>Domestic and Family - Level 1</b>	2024	5	-	-	-	-	-	-	-	-	-	-	-	5	-38%	5
	2023	8	8	8	3	4	5	8	6	4	5	12	5	8	▼	76
<b>Domestic and Family - Level 2</b>	2024	4	-	-	-	-	-	-	-	-	-	-	-	4	33%	4
	2023	3	2	6	4	2	6	12	7	5	7	4	3	3	▲	61
<b>Felonies and Related Matters</b>	2024	137	-	-	-	-	-	-	-	-	-	-	-	137	-1%	137
	2023	138	105	132	110	120	153	138	100	146	119	130	126	138	▼	1,517
<b>General Civil - Level 1</b>	2024	1	-	-	-	-	-	-	-	-	-	-	-	1	0%	1
	2023	1	-	1	-	2	1	1	2	-	-	1	-	1	↔	9
<b>General Civil - Level 2</b>	2024	25	-	-	-	-	-	-	-	-	-	-	-	25	0%	25
	2023	25	15	24	24	25	34	20	32	28	36	46	5	25	↔	314
<b>General Civil - Level 3</b>	2024	7	-	-	-	-	-	-	-	-	-	-	-	7	0%	7
	2023	7	6	9	2	11	6	8	10	6	7	4	1	7	↔	77
<b>Miscellaneous Civil</b>	2024	325	-	-	-	-	-	-	-	-	-	-	-	325	-10%	325
	2023	362	282	310	321	269	264	161	224	312	245	263	159	362	▼	3,172
<b>Misdemeanor</b>	2024	76	-	-	-	-	-	-	-	-	-	-	-	76	15%	76
	2023	66	97	99	70	79	83	65	62	89	84	72	85	66	▲	951
<b>Other</b>	2024	7	-	-	-	-	-	-	-	-	-	-	-	7	-36%	7
	2023	11	2	3	2	6	3	2	2	7	8	1	4	11	▼	51
<b>Other Criminally Related Matters</b>	2024	4	-	-	-	-	-	-	-	-	-	-	-	4	-69%	4
	2023	13	5	9	5	8	10	8	9	9	8	8	6	13	▼	98
<b>Probates/Wills &amp; Trusts - Level 1</b>	2024	-	-	-	-	-	-	-	-	-	-	-	-	0	0	0
	2023	-	-	-	1	-	1	1	1	-	-	-	2	0	↔	6
<b>Probates/Wills &amp; Trusts - Level 2</b>	2024	3	-	-	-	-	-	-	-	-	-	-	-	3	50%	3
	2023	2	1	4	3	2	8	1	2	1	1	-	-	2	▲	25
<b>Uncontested Divorce</b>	2024	32	-	-	-	-	-	-	-	-	-	-	-	32	-3%	32
	2023	33	40	38	43	43	46	43	59	40	34	50	31	33	▼	500

This report reflects data in the case management system. Numbers will update accordingly as reports are refreshed and posted.

# PLN-CCMS-10.11 CASELOAD STATISTICS OF THE CIRCUIT COURTS

King George

January 2023 -- January 2024 Dispositions

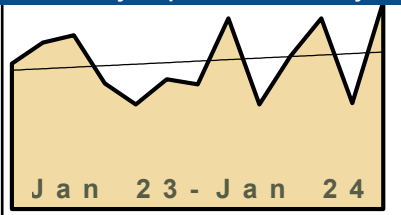
Alexandria and Fairfax Circuit are not Included in State Totals

## Dashboard

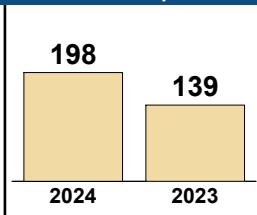
**Court:** King George Circuit  
**Start/End Date:** Jan-23 / Jan-24  
**2023 Average Month:** 137  
**Jan-Jan 2023:** 139  
**Dispositions Trending:** ▲

**Circuit/Court ID:** 15 215099  
**Type of Case:** Dispositions  
**2024 Average Month:** 198  
**Jan-Jan 2024 :** 198  
**Overall AVG. Month:** 141

## Monthly Dispositions Summary



## Jan --- Jan Dispositions



## Dispositions by Division

Divisions		Jan	Feb	Mar	Apr	May	Jun	Jul	Aug	Sep	Oct	Nov	Dec	Thru Jan	% Change	Total
<b>Total</b>	2024	198	-	-	-	-	-	-	-	-	-	-	-	198	42%	198
	2023	139	159	166	120	100	124	119	182	100	146	182	101	139	▲	1,638
<b>Civil</b>	2024	13	-	-	-	-	-	-	-	-	-	-	-	13	44%	13
	2023	9	20	14	18	11	8	15	37	9	20	13	15	9	▲	189
<b>Criminal</b>	2024	88	-	-	-	-	-	-	-	-	-	-	-	88	120%	88
	2023	40	63	51	25	20	45	41	38	30	57	84	39	40	▲	533
<b>Concealed Handgun Permits</b>	2024	77	-	-	-	-	-	-	-	-	-	-	-	77	18%	77
	2023	65	57	80	59	51	56	48	74	46	55	67	29	65	▲	687
<b>Miscellaneous/ Other</b>	2024	20	-	-	-	-	-	-	-	-	-	-	-	20	-20%	20
	2023	25	19	21	18	18	15	15	33	15	14	18	18	25	▼	229

## Dispositions by Case Category

Case Categories		Jan	Feb	Mar	Apr	May	Jun	Jul	Aug	Sep	Oct	Nov	Dec	Thru Jan	% Change	Total
<b>Administrative Law</b>	2024	-	-	-	-	-	-	-	-	-	-	-	-	0	0	0
	2023	-	1	-	-	-	-	-	1	-	-	-	-	-	↔	2
<b>Capital Murder</b>	2024	-	-	-	-	-	-	-	-	-	-	-	-	0	0	0
	2023	-	-	-	-	1	-	-	-	-	-	-	-	0	↔	1
<b>Contested Divorce</b>	2024	3	-	-	-	-	-	-	-	-	-	-	-	3	0%	3
	2023	3	1	2	4	1	-	2	5	1	-	-	2	3	↔	21
<b>Domestic and Family - Level 1</b>	2024	2	-	-	-	-	-	-	-	-	-	-	-	2	2	2
	2023	-	-	2	3	-	2	6	4	-	6	-	3	0	↔	26
<b>Domestic and Family - Level 2</b>	2024	2	-	-	-	-	-	-	-	-	-	-	-	2	100%	2
	2023	1	-	-	-	-	1	-	3	-	1	-	-	1	▲	6
<b>Felonies and Related Matters</b>	2024	57	-	-	-	-	-	-	-	-	-	-	-	57	111%	57
	2023	27	32	27	13	11	22	24	30	24	47	58	20	27	▲	335
<b>General Civil - Level 1</b>	2024	-	-	-	-	-	-	-	-	-	-	-	-	0	0	0
	2023	-	-	-	-	1	-	-	3	1	-	1	-	0	↔	6
<b>General Civil - Level 2</b>	2024	2	-	-	-	-	-	-	-	-	-	-	-	2	0%	2
	2023	2	2	2	4	2	2	1	5	1	6	2	2	2	↔	31
<b>General Civil - Level 3</b>	2024	-	-	-	-	-	-	-	-	-	-	-	-	0	-100%	0
	2023	1	13	3	4	4	1	2	1	3	-	3	3	1	▼	38
<b>Miscellaneous Civil</b>	2024	88	-	-	-	-	-	-	-	-	-	-	-	88	9%	88
	2023	81	70	92	71	63	67	58	100	57	65	75	40	81	▲	839
<b>Misdemeanor</b>	2024	29	-	-	-	-	-	-	-	-	-	-	-	29	142%	29
	2023	12	27	21	9	7	21	12	6	3	10	25	17	12	▲	170
<b>Other</b>	2024	7	-	-	-	-	-	-	-	-	-	-	-	7	-13%	7
	2023	8	5	9	5	6	4	5	5	4	4	9	6	8	▼	70
<b>Other Criminally Related Matters</b>	2024	2	-	-	-	-	-	-	-	-	-	-	-	2	100%	2
	2023	1	4	3	3	1	2	5	3	3	1	3	2	1	▲	31
<b>Probates/Wills &amp; Trusts - Level 1</b>	2024	-	-	-	-	-	-	-	-	-	-	-	-	0	0	0
	2023	-	-	-	-	-	-	-	1	-	-	-	1	0	↔	2
<b>Probates/Wills &amp; Trusts - Level 2</b>	2024	-	-	-	-	-	-	-	-	-	-	-	-	0	0	0
	2023	-	-	-	-	1	2	-	2	-	-	1	1	0	↔	7
<b>Protective Orders</b>	2024	2	-	-	-	-	-	-	-	-	-	-	-	2	2	2
	2023	-	-	-	-	-	-	-	-	-	1	-	1	0	↔	2
<b>Uncontested Divorce</b>	2024	4	-	-	-	-	-	-	-	-	-	-	-	4	33%	4
	2023	3	4	5	4	2	-	4	13	3	5	5	3	3	▲	51

This report reflects data in the case management system. Numbers will update accordingly as reports are refreshed and posted.




Dashboard

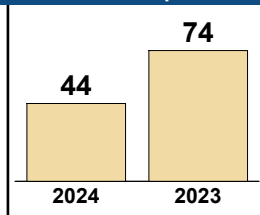
**Court:** Lancaster Circuit  
**Start/End Date:** Jan-23 / Jan-24  
**2023 Average Month:** 60  
**Jan-Jan 2023:** 74  
**Dispositions Trending:** ▼

**Circuit/Court ID:** 15 215103  
**Type of Case:** Dispositions  
**2024 Average Month:** 44  
**Jan-Jan 2024 :** 44  
**Overall AVG. Month:** 59

Monthly Dispositions Summary



Jan --- Jan Dispositions



Dispositions by Division

Divisions		Jan	Feb	Mar	Apr	May	Jun	Jul	Aug	Sep	Oct	Nov	Dec	Thru Jan	% Change	Total
<b>Total</b>	2024	44	-	-	-	-	-	-	-	-	-	-	-	44	-41%	44
	2023	74	72	67	69	51	63	65	36	63	42	34	81	74	▼	717
<b>Civil</b>	2024	6	-	-	-	-	-	-	-	-	-	-	-	6	-25%	6
	2023	8	6	10	12	12	13	6	4	8	3	2	5	8	▼	89
<b>Criminal</b>	2024	5	-	-	-	-	-	-	-	-	-	-	-	5	-81%	5
	2023	26	27	15	13	14	22	25	14	17	18	13	42	26	▼	246
<b>Concealed Handgun Permits</b>	2024	22	-	-	-	-	-	-	-	-	-	-	-	22	-24%	22
	2023	29	30	28	34	12	20	23	7	28	13	13	28	29	▼	265
<b>Miscellaneous/ Other</b>	2024	11	-	-	-	-	-	-	-	-	-	-	-	11	0%	11
	2023	11	8	14	10	13	8	11	11	10	8	6	6	11	↔	116
<b>Others</b>	2024	-	-	-	-	-	-	-	-	-	-	-	-	0	0	0
	2023	-	1	-	-	-	-	-	-	-	-	-	-	0	↔	1

Dispositions by Case Category

Case Categories		Jan	Feb	Mar	Apr	May	Jun	Jul	Aug	Sep	Oct	Nov	Dec	Thru Jan	% Change	Total
<b>Capital Murder</b>	2024	-	-	-	-	-	-	-	-	-	-	-	-	0	0	0
	2023	-	-	-	-	-	-	-	-	-	-	2	-	0	↔	2
<b>Contested Divorce</b>	2024	-	-	-	-	-	-	-	-	-	-	-	-	0	-100%	0
	2023	1	1	-	-	-	1	-	1	3	1	-	1	1	▼	9
<b>Domestic and Family - Level 1</b>	2024	3	-	-	-	-	-	-	-	-	-	-	-	3	200%	3
	2023	1	-	4	-	1	-	-	-	1	-	1	-	1	▲	8
<b>Domestic and Family - Level 2</b>	2024	-	-	-	-	-	-	-	-	-	-	-	-	0	-100%	0
	2023	1	-	1	1	-	1	-	-	-	-	-	-	1	▼	4
<b>Felonies and Related Matters</b>	2024	4	-	-	-	-	-	-	-	-	-	-	-	4	-80%	4
	2023	20	21	12	10	13	2	18	4	7	10	5	30	20	▼	152
<b>General Civil - Level 1</b>	2024	-	-	-	-	-	-	-	-	-	-	-	-	0	0	0
	2023	-	-	1	-	-	1	-	-	1	-	-	-	0	↔	3
<b>General Civil - Level 2</b>	2024	3	-	-	-	-	-	-	-	-	-	-	-	3	0%	3
	2023	3	2	3	3	-	1	-	2	3	-	1	2	3	↔	20
<b>General Civil - Level 3</b>	2024	1	-	-	-	-	-	-	-	-	-	-	-	1	0%	1
	2023	1	2	-	4	11	4	5	-	1	2	-	1	1	↔	31
<b>Miscellaneous Civil</b>	2024	26	-	-	-	-	-	-	-	-	-	-	-	26	-26%	26
	2023	35	36	36	41	21	28	28	18	35	19	17	30	35	▼	344
<b>Misdemeanor</b>	2024	-	-	-	-	-	-	-	-	-	-	-	-	0	-100%	0
	2023	5	6	1	2	-	18	4	9	10	6	5	9	5	▼	75
<b>Other</b>	2024	5	-	-	-	-	-	-	-	-	-	-	-	5	0%	5
	2023	5	2	5	1	4	2	5	-	2	2	1	4	5	↔	33
<b>Other Criminally Related Matters</b>	2024	1	-	-	-	-	-	-	-	-	-	-	-	1	0%	1
	2023	1	1	2	1	1	2	3	1	-	2	1	4	1	↔	19
<b>Probates/Wills &amp; Trusts - Level 2</b>	2024	-	-	-	-	-	-	-	-	-	-	-	-	0	-100%	0
	2023	1	1	-	1	-	-	1	-	-	-	1	-	1	▼	5
<b>Uncontested Divorce</b>	2024	1	-	-	-	-	-	-	-	-	-	-	-	1	1	1
	2023	-	-	2	5	-	3	1	1	-	-	-	-	0	↔	12

# PLN-CCMS-10.11 CASELOAD STATISTICS OF THE CIRCUIT COURTS

Northumberland

January 2023 -- January 2024 Dispositions

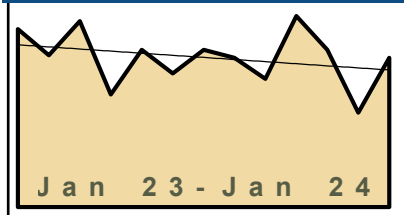
Alexandria and Fairfax Circuit are not Included in State Totals

## Dashboard

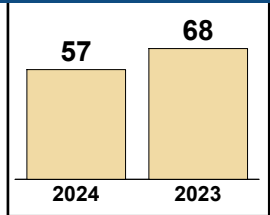
**Court:** Northumberland Circuit  
**Start/End Date:** Jan-23 / Jan-24  
**2023 Average Month:** 57  
**Jan-Jan 2023:** 68  
**Dispositions Trending:** ▼

**Circuit/Court ID:** 15 215133  
**Type of Case:** Dispositions  
**2024 Average Month:** 57  
**Jan-Jan 2024 :** 57  
**Overall AVG. Month:** 57

## Monthly Dispositions Summary



## Jan --- Jan Dispositions



## Dispositions by Division

Divisions		Jan	Feb	Mar	Apr	May	Jun	Jul	Aug	Sep	Oct	Nov	Dec	Thru Jan	% Change	Total
<b>Total</b>	2024	57	-	-	-	-	-	-	-	-	-	-	-	57	-16%	57
	2023	68	58	71	43	60	51	60	57	49	73	60	36	68	▼	686
<b>Civil</b>	2024	7	-	-	-	-	-	-	-	-	-	-	-	7	17%	7
	2023	6	10	6	15	10	7	3	14	13	13	10	1	6	▲	108
<b>Criminal</b>	2024	23	-	-	-	-	-	-	-	-	-	-	-	23	5%	23
	2023	22	26	16	7	24	18	17	22	12	29	16	18	22	▲	227
<b>Concealed Handgun Permits</b>	2024	23	-	-	-	-	-	-	-	-	-	-	-	23	-39%	23
	2023	38	21	44	17	21	22	32	19	18	26	28	14	38	▼	300
<b>Miscellaneous/ Other</b>	2024	3	-	-	-	-	-	-	-	-	-	-	-	3	50%	3
	2023	2	1	5	4	5	4	8	2	6	5	5	3	2	▲	50
<b>Others</b>	2024	1	-	-	-	-	-	-	-	-	-	-	-	1	1	1
	2023	-	-	-	-	-	-	-	-	-	-	-	1	0	↔	1

## Dispositions by Case Category

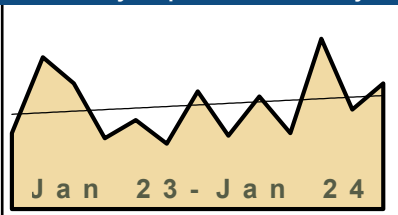
Case Categories		Jan	Feb	Mar	Apr	May	Jun	Jul	Aug	Sep	Oct	Nov	Dec	Thru Jan	% Change	Total
<b>Administrative Law</b>	2024	-	-	-	-	-	-	-	-	-	-	-	-	0	0	0
	2023	-	-	-	-	-	-	-	-	-	1	-	-	0	↔	1
<b>Capital Murder</b>	2024	-	-	-	-	-	-	-	-	-	-	-	-	0	0	0
	2023	-	-	-	-	-	-	-	-	-	1	-	-	0	↔	1
<b>Contested Divorce</b>	2024	-	-	-	-	-	-	-	-	-	-	-	-	0	-100%	0
	2023	1	1	-	-	2	-	1	-	2	2	-	-	1	▼	9
<b>Domestic and Family - Level 1</b>	2024	-	-	-	-	-	-	-	-	-	-	-	-	0	-100%	0
	2023	2	-	1	-	4	1	1	1	6	2	-	-	2	▼	18
<b>Domestic and Family - Level 2</b>	2024	-	-	-	-	-	-	-	-	-	-	-	-	0	0	0
	2023	-	-	-	1	-	-	-	-	-	-	-	-	0	↔	1
<b>Felonies and Related Matters</b>	2024	23	-	-	-	-	-	-	-	-	-	-	-	23	44%	23
	2023	16	21	13	2	19	15	10	7	6	25	13	17	16	▲	164
<b>General Civil - Level 1</b>	2024	-	-	-	-	-	-	-	-	-	-	-	-	0	0	0
	2023	-	-	-	-	-	-	-	-	-	-	2	-	0	↔	2
<b>General Civil - Level 2</b>	2024	1	-	-	-	-	-	-	-	-	-	-	-	1	1	1
	2023	-	2	2	4	2	1	-	1	-	2	-	1	0	↔	15
<b>General Civil - Level 3</b>	2024	4	-	-	-	-	-	-	-	-	-	-	-	4	300%	4
	2023	1	6	2	3	3	3	-	5	-	3	4	-	1	▲	30
<b>Miscellaneous Civil</b>	2024	25	-	-	-	-	-	-	-	-	-	-	-	25	-38%	25
	2023	40	22	49	21	25	27	40	25	24	31	32	16	40	▼	352
<b>Misdemeanor</b>	2024	-	-	-	-	-	-	-	-	-	-	-	-	0	-100%	0
	2023	5	4	1	3	3	2	6	12	4	3	1	1	5	▼	45
<b>Other</b>	2024	2	-	-	-	-	-	-	-	-	-	-	-	2	2	2
	2023	-	-	-	1	-	-	-	-	-	-	3	-	0	↔	4
<b>Other Criminally Related Matters</b>	2024	-	-	-	-	-	-	-	-	-	-	-	-	0	-100%	0
	2023	1	1	2	2	2	1	1	3	3	-	2	-	1	▼	18
<b>Probates/Wills &amp; Trusts - Level 2</b>	2024	1	-	-	-	-	-	-	-	-	-	-	-	1	1	1
	2023	-	-	-	1	-	-	-	-	-	-	-	-	0	↔	1
<b>Uncontested Divorce</b>	2024	1	-	-	-	-	-	-	-	-	-	-	-	1	-50%	1
	2023	2	1	1	5	-	1	1	3	4	3	3	1	2	▼	25

This report reflects data in the case management system. Numbers will update accordingly as reports are refreshed and posted.

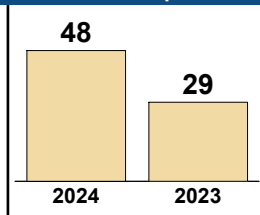
Dashboard

**Court:** Richmond County Circuit **Circuit/Court ID:** 15 215159  
**Start/End Date:** Jan-23 / Jan-24 **Type of Case:** Dispositions  
**2023 Average Month:** 39 **2024 Average Month:**48  
**Jan-Jan 2023:** 29 **Jan-Jan 2024 :** 48  
**Dispositions Trending:** ▲ **Overall AVG. Month:** 40

Monthly Dispositions Summary



Jan --- Jan Dispositions



Dispositions by Division

Divisions		Jan	Feb	Mar	Apr	May	Jun	Jul	Aug	Sep	Oct	Nov	Dec	Thru Jan	% Change	Total
<b>Total</b>	2024	48	-	-	-	-	-	-	-	-	-	-	-	48	66%	48
	2023	29	58	48	27	34	25	45	28	43	29	65	38	29	▲	469
<b>Civil</b>	2024	1	-	-	-	-	-	-	-	-	-	-	-	1	-50%	1
	2023	2	4	4	5	2	2	10	3	2	3	4	9	2	▼	50
<b>Criminal</b>	2024	33	-	-	-	-	-	-	-	-	-	-	-	33	230%	33
	2023	10	17	22	3	14	7	16	14	27	6	43	20	10	▲	199
<b>Concealed Handgun Permits</b>	2024	10	-	-	-	-	-	-	-	-	-	-	-	10	-38%	10
	2023	16	32	19	16	16	13	13	8	13	12	7	8	16	▼	173
<b>Miscellaneous/ Other</b>	2024	4	-	-	-	-	-	-	-	-	-	-	-	4	300%	4
	2023	1	5	3	3	2	3	6	3	1	8	11	1	1	▲	47

Dispositions by Case Category

Case Categories		Jan	Feb	Mar	Apr	May	Jun	Jul	Aug	Sep	Oct	Nov	Dec	Thru Jan	% Change	Total
<b>Administrative Law</b>	2024	-	-	-	-	-	-	-	-	-	-	-	-	0	0	0
	2023	-	-	-	-	-	-	-	-	-	-	-	1	0	↔	1
<b>Contested Divorce</b>	2024	-	-	-	-	-	-	-	-	-	-	-	-	0	0	0
	2023	-	-	1	-	-	-	-	1	-	-	-	1	0	↔	3
<b>Domestic and Family - Level 1</b>	2024	-	-	-	-	-	-	-	-	-	-	-	-	0	0	0
	2023	-	2	-	-	-	-	-	1	-	1	1	1	0	↔	6
<b>Domestic and Family - Level 2</b>	2024	1	-	-	-	-	-	-	-	-	-	-	-	1	1	1
	2023	-	-	-	-	-	-	-	-	-	-	-	-	0	↔	0
<b>Felonies and Related Matters</b>	2024	26	-	-	-	-	-	-	-	-	-	-	-	26	550%	26
	2023	4	12	16	2	9	3	8	10	15	2	33	12	4	▲	126
<b>General Civil - Level 1</b>	2024	-	-	-	-	-	-	-	-	-	-	-	-	0	0	0
	2023	-	-	-	-	-	-	1	-	-	-	-	-	0	↔	1
<b>General Civil - Level 2</b>	2024	-	-	-	-	-	-	-	-	-	-	-	-	0	0	0
	2023	-	-	1	-	-	1	3	-	1	2	-	1	0	↔	9
<b>General Civil - Level 3</b>	2024	-	-	-	-	-	-	-	-	-	-	-	-	0	0	0
	2023	-	1	-	-	1	-	1	1	-	-	-	-	0	↔	4
<b>Miscellaneous Civil</b>	2024	12	-	-	-	-	-	-	-	-	-	-	-	12	-29%	12
	2023	17	35	22	18	18	15	16	11	14	18	13	9	17	▼	206
<b>Misdemeanor</b>	2024	7	-	-	-	-	-	-	-	-	-	-	-	7	40%	7
	2023	5	3	4	-	5	3	6	2	12	1	7	6	5	▲	54
<b>Other</b>	2024	2	-	-	-	-	-	-	-	-	-	-	-	2	2	2
	2023	-	2	-	2	-	1	2	-	-	1	5	1	0	↔	14
<b>Other Criminally Related Matters</b>	2024	-	-	-	-	-	-	-	-	-	-	-	-	0	-100%	0
	2023	2	2	2	1	-	1	2	2	-	3	3	2	2	▼	20
<b>Probates/Wills &amp; Trusts - Level 1</b>	2024	-	-	-	-	-	-	-	-	-	-	-	-	0	0	0
	2023	-	-	-	-	-	-	-	-	-	-	1	-	0	↔	1
<b>Probates/Wills &amp; Trusts - Level 2</b>	2024	-	-	-	-	-	-	-	-	-	-	-	-	0	0	0
	2023	-	1	-	-	-	-	-	-	-	-	1	-	0	↔	2
<b>Uncontested Divorce</b>	2024	-	-	-	-	-	-	-	-	-	-	-	-	0	-100%	0
	2023	1	-	2	4	1	1	6	-	1	1	1	4	1	▼	22

# PLN-CCMS-10.11 CASELOAD STATISTICS OF THE CIRCUIT COURTS

January 2023 -- January 2024 Dispositions

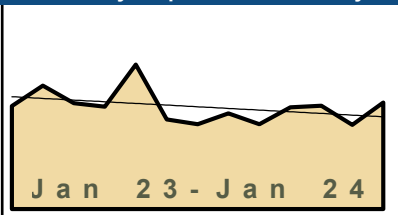
Alexandria and Fairfax Circuit are not Included in State Totals

### Dashboard

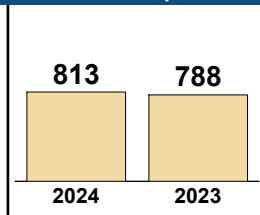
**Court:** Spotsylvania Circuit  
**Start/End Date:** Jan-23 / Jan-24  
**2023 Average Month:** 779  
**Jan-Jan 2023:** 788  
**Dispositions Trending:** ▲

**Circuit/Court ID:** 15 215177  
**Type of Case:** Dispositions  
**2024 Average Month:** 813  
**Jan-Jan 2024 :** 813  
**Overall AVG. Month:** 781

### Monthly Dispositions Summary



### Jan --- Jan Dispositions



### Dispositions by Division

Divisions		Jan	Feb	Mar	Apr	May	Jun	Jul	Aug	Sep	Oct	Nov	Dec	Thru Jan	% Change	Total
<b>Total</b>	2024	813	-	-	-	-	-	-	-	-	-	-	-	813	3%	813
	2023	788	943	809	783	1,104	684	647	731	648	777	789	642	788	▲	9,345
<b>Civil</b>	2024	79	-	-	-	-	-	-	-	-	-	-	-	79	-22%	79
	2023	101	74	60	81	232	114	79	73	73	69	96	79	101	▼	1,131
<b>Criminal</b>	2024	276	-	-	-	-	-	-	-	-	-	-	-	276	28%	276
	2023	216	232	288	290	356	274	221	333	268	306	302	323	216	▲	3,409
<b>Concealed Handgun Permits</b>	2024	326	-	-	-	-	-	-	-	-	-	-	-	326	-6%	326
	2023	348	532	324	315	329	199	254	193	190	297	294	155	348	▼	3,430
<b>Miscellaneous/ Other</b>	2024	131	-	-	-	-	-	-	-	-	-	-	-	131	7%	131
	2023	123	105	135	97	186	97	93	132	117	104	97	85	123	▲	1,371
<b>Others</b>	2024	1	-	-	-	-	-	-	-	-	-	-	-	1	1	1
	2023	-	-	2	-	1	-	-	-	-	1	-	-	0	↔	4

### Dispositions by Case Category

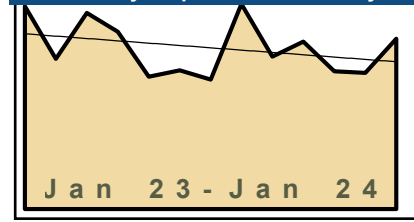
Case Categories		Jan	Feb	Mar	Apr	May	Jun	Jul	Aug	Sep	Oct	Nov	Dec	Thru Jan	% Change	Total
<b>Administrative Law</b>	2024	2	-	-	-	-	-	-	-	-	-	-	-	2	100%	2
	2023	1	-	-	-	3	1	1	1	1	-	-	-	1	▲	8
<b>Capital Murder</b>	2024	-	-	-	-	-	-	-	-	-	-	-	-	0	0	0
	2023	-	-	-	-	-	-	-	-	-	-	1	-	0	↔	1
<b>Contested Divorce</b>	2024	6	-	-	-	-	-	-	-	-	-	-	-	6	-25%	6
	2023	8	10	7	6	35	19	13	12	3	6	8	7	8	▼	134
<b>Domestic and Family - Level 1</b>	2024	9	-	-	-	-	-	-	-	-	-	-	-	9	-73%	9
	2023	33	2	18	46	13	41	16	19	27	13	29	35	33	▼	292
<b>Domestic and Family - Level 2</b>	2024	5	-	-	-	-	-	-	-	-	-	-	-	5	-62%	5
	2023	13	1	4	1	8	7	2	5	2	2	1	8	13	▼	54
<b>Felonies and Related Matters</b>	2024	202	-	-	-	-	-	-	-	-	-	-	-	202	29%	202
	2023	156	163	195	217	237	180	167	243	172	202	220	212	156	▲	2,364
<b>General Civil - Level 1</b>	2024	-	-	-	-	-	-	-	-	-	-	-	-	0	0	0
	2023	-	2	-	-	1	-	-	2	-	-	1	-	0	↔	6
<b>General Civil - Level 2</b>	2024	15	-	-	-	-	-	-	-	-	-	-	-	15	25%	15
	2023	12	17	12	10	61	16	14	10	18	17	19	8	12	▲	214
<b>General Civil - Level 3</b>	2024	13	-	-	-	-	-	-	-	-	-	-	-	13	86%	13
	2023	7	13	6	5	26	4	9	3	4	14	10	6	7	▲	107
<b>Miscellaneous Civil</b>	2024	389	-	-	-	-	-	-	-	-	-	-	-	389	-4%	389
	2023	405	580	391	369	426	250	307	253	256	347	340	203	405	▼	4,127
<b>Misdemeanor</b>	2024	67	-	-	-	-	-	-	-	-	-	-	-	67	43%	67
	2023	47	60	69	61	93	77	42	80	76	85	72	102	47	▲	864
<b>Other</b>	2024	65	-	-	-	-	-	-	-	-	-	-	-	65	0%	65
	2023	65	57	68	40	80	46	37	70	49	55	49	38	65	↔	654
<b>Other Criminally Related Matters</b>	2024	7	-	-	-	-	-	-	-	-	-	-	-	7	-46%	7
	2023	13	10	24	12	27	17	12	11	20	19	9	9	13	▼	183
<b>Probates/Wills &amp; Trusts - Level 1</b>	2024	1	-	-	-	-	-	-	-	-	-	-	-	1	1	1
	2023	-	1	-	-	1	-	1	-	-	-	-	-	0	↔	3
<b>Probates/Wills &amp; Trusts - Level 2</b>	2024	4	-	-	-	-	-	-	-	-	-	-	-	4	100%	4
	2023	2	1	4	3	12	6	3	2	4	6	4	2	2	▲	49
<b>Uncontested Divorce</b>	2024	28	-	-	-	-	-	-	-	-	-	-	-	28	8%	28
	2023	26	26	11	13	81	20	23	20	16	11	26	12	26	▲	285

Dashboard

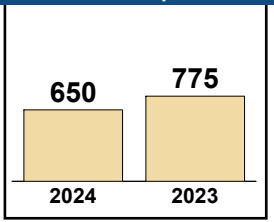
**Court:** Stafford Circuit  
**Start/End Date:** Jan-23 / Jan-24  
**2023 Average Month:** 613  
**Jan-Jan 2023:** 775  
**Dispositions Trending:** ▼

**Circuit/Court ID:** 15 215179  
**Type of Case:** Dispositions  
**2024 Average Month:** 650  
**Jan-Jan 2024 :** 650  
**Overall AVG. Month:** 616

Monthly Dispositions Summary



Jan --- Jan Dispositions



Dispositions by Division

Divisions		Jan	Feb	Mar	Apr	May	Jun	Jul	Aug	Sep	Oct	Nov	Dec	Thru Jan	% Change	Total
<b>Total</b>	2024	650	-	-	-	-	-	-	-	-	-	-	-	650	-16%	650
	2023	775	574	749	677	506	530	495	783	582	640	526	520	775	▼	7,357
<b>Civil</b>	2024	38	-	-	-	-	-	-	-	-	-	-	-	38	-21%	38
	2023	48	38	38	78	42	38	33	53	43	50	36	47	48	▼	544
<b>Criminal</b>	2024	300	-	-	-	-	-	-	-	-	-	-	-	300	-6%	300
	2023	318	245	291	286	182	281	267	314	311	270	220	227	318	▼	3,212
<b>Concealed Handgun Permits</b>	2024	238	-	-	-	-	-	-	-	-	-	-	-	238	-32%	238
	2023	351	252	366	248	236	153	136	356	169	277	220	197	351	▼	2,961
<b>Miscellaneous/ Other</b>	2024	74	-	-	-	-	-	-	-	-	-	-	-	74	28%	74
	2023	58	39	54	65	46	58	59	60	59	43	50	49	58	▲	640


Dispositions by Case Category

Case Categories		Jan	Feb	Mar	Apr	May	Jun	Jul	Aug	Sep	Oct	Nov	Dec	Thru Jan	% Change	Total
<b>Administrative Law</b>	2024	2	-	-	-	-	-	-	-	-	-	-	-	2	0%	2
	2023	2	-	-	1	-	-	-	-	1	1	-	-	2	↔	5
<b>Capital Murder</b>	2024	1	-	-	-	-	-	-	-	-	-	-	-	1	1	1
	2023	-	1	-	-	-	-	-	-	-	-	-	-	0	↔	1
<b>Contested Divorce</b>	2024	3	-	-	-	-	-	-	-	-	-	-	-	3	-57%	3
	2023	7	5	4	15	8	5	8	11	7	9	7	9	7	▼	95
<b>Domestic and Family - Level 1</b>	2024	2	-	-	-	-	-	-	-	-	-	-	-	2	-67%	2
	2023	6	4	3	3	9	2	8	7	8	5	4	2	6	▼	61
<b>Domestic and Family - Level 2</b>	2024	11	-	-	-	-	-	-	-	-	-	-	-	11	83%	11
	2023	6	8	2	7	5	2	7	2	5	2	2	7	6	▲	55
<b>Felonies and Related Matters</b>	2024	196	-	-	-	-	-	-	-	-	-	-	-	196	-3%	196
	2023	203	170	193	210	122	179	183	207	196	193	154	143	203	▼	2,153
<b>General Civil - Level 1</b>	2024	1	-	-	-	-	-	-	-	-	-	-	-	1	1	1
	2023	-	-	-	1	1	-	-	2	-	-	-	2	0	↔	6
<b>General Civil - Level 2</b>	2024	10	-	-	-	-	-	-	-	-	-	-	-	10	43%	10
	2023	7	10	13	12	10	4	2	12	6	5	11	10	7	▲	102
<b>General Civil - Level 3</b>	2024	2	-	-	-	-	-	-	-	-	-	-	-	2	-33%	2
	2023	3	1	2	7	3	8	1	8	1	7	2	5	3	▼	48
<b>Miscellaneous Civil</b>	2024	311	-	-	-	-	-	-	-	-	-	-	-	311	-24%	311
	2023	408	289	418	309	277	208	191	413	226	319	268	243	408	▼	3,569
<b>Misdemeanor</b>	2024	83	-	-	-	-	-	-	-	-	-	-	-	83	-16%	83
	2023	99	57	76	55	44	79	67	88	104	60	46	77	99	▼	852
<b>Other</b>	2024	1	-	-	-	-	-	-	-	-	-	-	-	1	1	1
	2023	-	1	1	1	-	2	-	-	1	-	-	-	0	↔	6
<b>Other Criminally Related Matters</b>	2024	21	-	-	-	-	-	-	-	-	-	-	-	21	31%	21
	2023	16	17	24	22	17	24	18	19	12	22	20	8	16	▲	219
<b>Probates/Wills &amp; Trusts - Level 2</b>	2024	-	-	-	-	-	-	-	-	-	-	-	-	0	-100%	0
	2023	3	-	-	1	-	5	1	2	4	-	-	1	3	▼	17
<b>Uncontested Divorce</b>	2024	6	-	-	-	-	-	-	-	-	-	-	-	6	-60%	6
	2023	15	11	13	33	10	12	9	12	11	17	10	15	15	▼	168

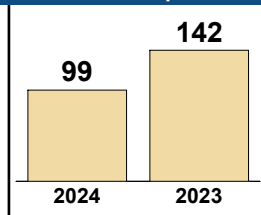
Dashboard

**Court:** Westmoreland Circuit **Circuit/Court ID:** 15 215193  
**Start/End Date:** Jan-23 / Jan-24 **Type of Case:** Dispositions  
**2023 Average Month:** 100 **2024 Average Month:**99  
**Jan-Jan 2023:** 142 **Jan-Jan 2024 :** 99  
**Dispositions Trending:** ▼ **Overall AVG. Month:** 100

Monthly Dispositions Summary



Jan --- Jan Dispositions



Dispositions by Division

Divisions		Jan	Feb	Mar	Apr	May	Jun	Jul	Aug	Sep	Oct	Nov	Dec	Thru Jan	% Change	Total
<b>Total</b>	2024	99	-	-	-	-	-	-	-	-	-	-	-	99	-30%	99
	2023	142	94	141	69	117	102	124	87	111	53	86	70	142	▼	1,196
<b>Civil</b>	2024	7	-	-	-	-	-	-	-	-	-	-	-	7	0%	7
	2023	7	14	12	7	16	13	18	8	7	7	11	2	7	↔	122
<b>Criminal</b>	2024	30	-	-	-	-	-	-	-	-	-	-	-	30	-60%	30
	2023	75	43	64	37	39	52	69	55	45	20	40	38	75	▼	577
<b>Concealed Handgun Permits</b>	2024	58	-	-	-	-	-	-	-	-	-	-	-	58	16%	58
	2023	50	36	58	21	36	30	31	18	48	24	29	25	50	▲	406
<b>Miscellaneous/ Other</b>	2024	4	-	-	-	-	-	-	-	-	-	-	-	4	-60%	4
	2023	10	1	7	4	26	7	6	6	11	2	6	5	10	▼	91

Dispositions by Case Category

Case Categories		Jan	Feb	Mar	Apr	May	Jun	Jul	Aug	Sep	Oct	Nov	Dec	Thru Jan	% Change	Total
<b>Administrative Law</b>	2024	-	-	-	-	-	-	-	-	-	-	-	-	0	0	0
	2023	-	1	-	-	-	-	-	-	-	-	-	-	0	↔	1
<b>Contested Divorce</b>	2024	1	-	-	-	-	-	-	-	-	-	-	-	1	-50%	1
	2023	2	1	2	-	1	3	1	-	1	-	3	-	2	▼	14
<b>Domestic and Family - Level 1</b>	2024	3	-	-	-	-	-	-	-	-	-	-	-	3	-25%	3
	2023	4	4	1	2	1	2	4	4	2	1	3	-	4	▼	28
<b>Domestic and Family - Level 2</b>	2024	-	-	-	-	-	-	-	-	-	-	-	-	0	0	0
	2023	-	-	-	-	-	1	-	-	1	-	1	-	0	↔	3
<b>Felonies and Related Matters</b>	2024	30	-	-	-	-	-	-	-	-	-	-	-	30	-23%	30
	2023	39	29	43	22	33	43	59	39	27	7	27	31	39	▼	399
<b>General Civil - Level 1</b>	2024	1	-	-	-	-	-	-	-	-	-	-	-	1	1	1
	2023	-	-	-	-	1	-	-	-	-	-	1	1	0	↔	3
<b>General Civil - Level 2</b>	2024	-	-	-	-	-	-	-	-	-	-	-	-	0	-100%	0
	2023	1	1	2	2	8	2	2	1	-	3	2	1	1	▼	25
<b>General Civil - Level 3</b>	2024	-	-	-	-	-	-	-	-	-	-	-	-	0	-100%	0
	2023	1	2	4	1	4	4	4	2	-	-	2	-	1	▼	24
<b>Miscellaneous Civil</b>	2024	61	-	-	-	-	-	-	-	-	-	-	-	61	5%	61
	2023	58	37	64	25	53	34	36	23	59	26	33	30	58	▲	478
<b>Misdemeanor</b>	2024	-	-	-	-	-	-	-	-	-	-	-	-	0	-100%	0
	2023	25	10	8	13	5	4	15	16	17	10	9	7	25	▼	139
<b>Other</b>	2024	-	-	-	-	-	-	-	-	-	-	-	-	0	0	0
	2023	-	-	-	-	-	-	-	-	-	1	1	-	0	↔	2
<b>Other Criminally Related Matters</b>	2024	-	-	-	-	-	-	-	-	-	-	-	-	0	-100%	0
	2023	11	4	13	2	1	5	-	-	1	3	4	-	11	▼	44
<b>Probates/Wills &amp; Trusts - Level 2</b>	2024	-	-	-	-	-	-	-	-	-	-	-	-	0	0	0
	2023	-	1	-	1	2	-	-	-	1	-	-	-	0	↔	5
<b>Uncontested Divorce</b>	2024	3	-	-	-	-	-	-	-	-	-	-	-	3	200%	3
	2023	1	4	4	1	8	4	3	2	2	1	-	1	1	▲	31

# PLN-CCMS-10.11 CASELOAD STATISTICS OF THE CIRCUIT COURTS

Fredericksburg


January 2023 -- January 2024 Dispositions

Alexandria and Fairfax Circuit are not Included in State Totals

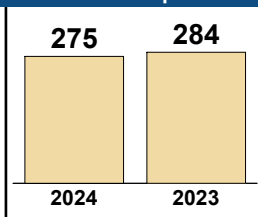
## Dashboard

**Court:** Fredericksburg Circuit  
**Circuit/Court ID:** 15 215630  
**Start/End Date:** Jan-23 / Jan-24  
**Type of Case:** Dispositions  
**2023 Average Month:** 270  
**2024 Average Month:** 275  
**Jan-Jan 2023:** 284  
**Jan-Jan 2024 :** 275  
**Dispositions Trending:** ▼  
**Overall AVG. Month:** 270

## Monthly Dispositions Summary



## Jan --- Jan Dispositions



## Dispositions by Division

Divisions		Jan	Feb	Mar	Apr	May	Jun	Jul	Aug	Sep	Oct	Nov	Dec	Thru Jan	% Change	Total
<b>Total</b>	2024	275	-	-	-	-	-	-	-	-	-	-	-	275	-3%	275
	2023	284	264	273	237	322	339	241	290	311	247	229	200	284	▼	3,237
<b>Civil</b>	2024	43	-	-	-	-	-	-	-	-	-	-	-	43	-7%	43
	2023	46	60	54	47	45	63	54	47	54	36	52	38	46	▼	596
<b>Criminal</b>	2024	159	-	-	-	-	-	-	-	-	-	-	-	159	10%	159
	2023	145	135	131	138	186	192	116	163	179	148	102	94	145	▲	1,729
<b>Concealed Handgun Permits</b>	2024	33	-	-	-	-	-	-	-	-	-	-	-	33	10%	33
	2023	30	35	29	26	39	22	29	22	29	15	34	22	30	▲	332
<b>Miscellaneous/ Other</b>	2024	40	-	-	-	-	-	-	-	-	-	-	-	40	-34%	40
	2023	61	34	59	26	52	62	42	58	47	48	41	46	61	▼	576
<b>Others</b>	2024	-	-	-	-	-	-	-	-	-	-	-	-	0	-100%	0
	2023	2	-	-	-	-	-	-	-	2	-	-	-	2	▼	4

## Dispositions by Case Category


Case Categories		Jan	Feb	Mar	Apr	May	Jun	Jul	Aug	Sep	Oct	Nov	Dec	Thru Jan	% Change	Total
<b>Administrative Law</b>	2024	-	-	-	-	-	-	-	-	-	-	-	-	0	-100%	0
	2023	1	-	-	1	-	-	-	-	-	1	1	2	1	▼	6
<b>Capital Murder</b>	2024	-	-	-	-	-	-	-	-	-	-	-	-	0	0	0
	2023	-	2	-	-	-	-	-	-	-	-	-	-	0	↔	2
<b>Contested Divorce</b>	2024	5	-	-	-	-	-	-	-	-	-	-	-	5	-29%	5
	2023	7	4	4	6	6	3	11	4	9	4	7	5	7	▼	70
<b>Domestic and Family - Level 1</b>	2024	1	-	-	-	-	-	-	-	-	-	-	-	1	-91%	1
	2023	11	26	15	1	2	5	2	9	3	3	6	3	11	▼	86
<b>Domestic and Family - Level 2</b>	2024	11	-	-	-	-	-	-	-	-	-	-	-	11	267%	11
	2023	3	7	7	10	13	14	9	11	10	5	12	3	3	▲	104
<b>Felonies and Related Matters</b>	2024	102	-	-	-	-	-	-	-	-	-	-	-	102	-2%	102
	2023	104	81	92	95	106	125	74	113	126	101	63	71	104	▼	1,151
<b>General Civil - Level 1</b>	2024	1	-	-	-	-	-	-	-	-	-	-	-	1	-50%	1
	2023	2	1	1	1	-	2	1	-	2	1	2	1	2	▼	14
<b>General Civil - Level 2</b>	2024	13	-	-	-	-	-	-	-	-	-	-	-	13	86%	13
	2023	7	6	15	8	14	11	11	8	12	8	8	10	7	▲	118
<b>General Civil - Level 3</b>	2024	3	-	-	-	-	-	-	-	-	-	-	-	3	-57%	3
	2023	7	8	4	4	5	8	3	6	1	3	2	5	7	▼	56
<b>Miscellaneous Civil</b>	2024	49	-	-	-	-	-	-	-	-	-	-	-	49	-17%	49
	2023	59	55	52	35	57	55	40	42	55	32	49	45	59	▼	576
<b>Misdemeanor</b>	2024	50	-	-	-	-	-	-	-	-	-	-	-	50	47%	50
	2023	34	46	31	40	75	51	40	42	48	35	37	19	34	▲	498
<b>Other</b>	2024	22	-	-	-	-	-	-	-	-	-	-	-	22	-19%	22
	2023	27	8	34	15	31	32	30	34	22	30	25	23	27	▼	311
<b>Other Criminally Related Matters</b>	2024	8	-	-	-	-	-	-	-	-	-	-	-	8	14%	8
	2023	7	6	8	3	5	17	2	8	5	12	3	4	7	▲	80
<b>Probates/Wills &amp; Trusts - Level 1</b>	2024	-	-	-	-	-	-	-	-	-	-	-	-	0	0	0
	2023	-	-	-	-	-	-	1	1	-	-	-	-	0	↔	2
<b>Probates/Wills &amp; Trusts - Level 2</b>	2024	1	-	-	-	-	-	-	-	-	-	-	-	1	-50%	1
	2023	2	2	1	5	-	1	1	1	1	1	-	-	2	▼	15
<b>Uncontested Divorce</b>	2024	9	-	-	-	-	-	-	-	-	-	-	-	9	-31%	9
	2023	13	12	9	13	8	15	16	11	17	11	14	9	13	▼	148

This report reflects data in the case management system. Numbers will update accordingly as reports are refreshed and posted.

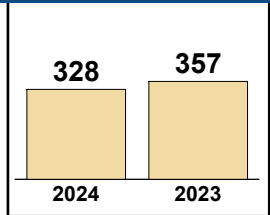
Dashboard

**Court:** Albemarle Circuit **Circuit/Court ID:** 16 216003  
**Start/End Date:** Jan-23 / Jan-24 **Type of Case:** Dispositions  
**2023 Average Month:** 323 **2024 Average Month:** 328  
**Jan-Jan 2023:** 357 **Jan-Jan 2024 :** 328  
**Dispositions Trending:** ▼ **Overall AVG. Month:** 324

Monthly Dispositions Summary



Jan --- Jan Dispositions



Dispositions by Division

Divisions		Jan	Feb	Mar	Apr	May	Jun	Jul	Aug	Sep	Oct	Nov	Dec	Thru Jan	% Change	Total
<b>Total</b>	2024	328	-	-	-	-	-	-	-	-	-	-	-	328	-8%	328
	2023	357	325	425	354	272	343	240	339	280	374	224	346	357	▼	3,879
<b>Civil</b>	2024	60	-	-	-	-	-	-	-	-	-	-	-	60	-12%	60
	2023	68	46	145	61	67	58	47	64	72	68	35	60	68	▼	791
<b>Criminal</b>	2024	31	-	-	-	-	-	-	-	-	-	-	-	31	-49%	31
	2023	61	65	37	71	31	84	36	49	75	98	25	29	61	▼	661
<b>Concealed Handgun Permits</b>	2024	90	-	-	-	-	-	-	-	-	-	-	-	90	-17%	90
	2023	109	126	114	132	68	91	67	108	49	116	33	104	109	▼	1,117
<b>Miscellaneous/ Other</b>	2024	147	-	-	-	-	-	-	-	-	-	-	-	147	25%	147
	2023	118	87	129	89	104	107	89	118	84	92	130	153	118	▲	1,300
<b>Others</b>	2024	-	-	-	-	-	-	-	-	-	-	-	-	0	-100%	0
	2023	1	1	-	1	2	3	1	-	-	-	-	1	1	▼	10

Dispositions by Case Category

Case Categories		Jan	Feb	Mar	Apr	May	Jun	Jul	Aug	Sep	Oct	Nov	Dec	Thru Jan	% Change	Total
<b>Administrative Law</b>	2024	-	-	-	-	-	-	-	-	-	-	-	-	0	0	0
	2023	-	-	1	-	1	-	1	-	1	-	1	-	0	↔	5
<b>Capital Murder</b>	2024	-	-	-	-	-	-	-	-	-	-	-	-	0	0	0
	2023	-	-	-	-	1	-	-	1	-	-	-	-	0	↔	2
<b>Contested Divorce</b>	2024	7	-	-	-	-	-	-	-	-	-	-	-	7	40%	7
	2023	5	4	24	3	9	4	1	4	16	11	4	5	5	▲	90
<b>Domestic and Family - Level 1</b>	2024	7	-	-	-	-	-	-	-	-	-	-	-	7	-56%	7
	2023	16	13	16	11	6	15	5	10	3	4	3	5	16	▼	107
<b>Domestic and Family - Level 2</b>	2024	5	-	-	-	-	-	-	-	-	-	-	-	5	-17%	5
	2023	6	5	10	4	3	7	1	4	6	5	3	6	6	▼	60
<b>Felonies and Related Matters</b>	2024	25	-	-	-	-	-	-	-	-	-	-	-	25	-50%	25
	2023	50	49	33	57	28	69	33	34	66	77	24	26	50	▼	546
<b>General Civil - Level 1</b>	2024	-	-	-	-	-	-	-	-	-	-	-	-	0	-100%	0
	2023	1	-	1	2	-	1	1	4	3	-	-	2	1	▼	15
<b>General Civil - Level 2</b>	2024	11	-	-	-	-	-	-	-	-	-	-	-	11	-21%	11
	2023	14	10	39	13	12	9	19	16	10	13	11	20	14	▼	186
<b>General Civil - Level 3</b>	2024	9	-	-	-	-	-	-	-	-	-	-	-	9	29%	9
	2023	7	6	14	11	5	1	2	4	1	9	3	4	7	▲	67
<b>Miscellaneous Civil</b>	2024	132	-	-	-	-	-	-	-	-	-	-	-	132	-10%	132
	2023	146	140	174	165	107	145	109	153	83	153	73	131	146	▼	1,579
<b>Misdemeanor</b>	2024	6	-	-	-	-	-	-	-	-	-	-	-	6	-45%	6
	2023	11	13	4	10	2	15	3	11	8	15	1	1	11	▼	94
<b>Other</b>	2024	105	-	-	-	-	-	-	-	-	-	-	-	105	30%	105
	2023	81	70	65	55	67	56	45	72	47	50	84	116	81	▲	808
<b>Other Criminally Related Matters</b>	2024	-	-	-	-	-	-	-	-	-	-	-	-	0	0	0
	2023	-	3	1	4	-	2	-	3	1	6	-	2	0	↔	22
<b>Probates/Wills &amp; Trusts - Level 1</b>	2024	-	-	-	-	-	-	-	-	-	-	-	-	0	0	0
	2023	-	-	-	-	2	1	1	-	2	-	1	1	0	↔	8
<b>Probates/Wills &amp; Trusts - Level 2</b>	2024	7	-	-	-	-	-	-	-	-	-	-	-	7	17%	7
	2023	6	5	6	3	2	4	2	9	3	7	1	2	6	▲	50
<b>Protective Orders</b>	2024	1	-	-	-	-	-	-	-	-	-	-	-	1	1	1
	2023	-	-	-	-	-	2	-	-	-	-	-	-	0	↔	2
<b>Uncontested Divorce</b>	2024	13	-	-	-	-	-	-	-	-	-	-	-	13	-7%	13
	2023	14	7	37	16	27	12	17	14	30	24	15	25	14	▼	238




Dashboard

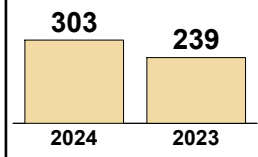
**Court:** Culpeper Circuit  
**Start/End Date:** Jan-23 / Jan-24  
**2023 Average Month:** 265  
**Jan-Jan 2023:** 239  
**Dispositions Trending:** ▲

**Circuit/Court ID:** 16 216047  
**Type of Case:** Dispositions  
**2024 Average Month:** 303  
**Jan-Jan 2024 :** 303  
**Overall AVG. Month:** 268

Monthly Dispositions Summary



Jan --- Jan Dispositions



Dispositions by Division

Divisions		Jan	Feb	Mar	Apr	May	Jun	Jul	Aug	Sep	Oct	Nov	Dec	Thru Jan	% Change	Total
<b>Total</b>	2024	303	-	-	-	-	-	-	-	-	-	-	-	303	27%	303
	2023	239	251	314	220	307	264	319	237	214	320	266	230	239	▲	3,181
<b>Civil</b>	2024	25	-	-	-	-	-	-	-	-	-	-	-	25	-43%	25
	2023	44	32	42	55	48	27	42	34	35	44	57	33	44	▼	493
<b>Criminal</b>	2024	131	-	-	-	-	-	-	-	-	-	-	-	131	51%	131
	2023	87	111	110	82	143	123	165	110	104	155	121	98	87	▲	1,409
<b>Concealed Handgun Permits</b>	2024	118	-	-	-	-	-	-	-	-	-	-	-	118	33%	118
	2023	89	89	138	68	82	80	95	67	55	92	64	87	89	▲	1,006
<b>Miscellaneous/ Other</b>	2024	29	-	-	-	-	-	-	-	-	-	-	-	29	53%	29
	2023	19	19	24	15	34	34	17	26	20	29	24	12	19	▲	273


Dispositions by Case Category

Case Categories		Jan	Feb	Mar	Apr	May	Jun	Jul	Aug	Sep	Oct	Nov	Dec	Thru Jan	% Change	Total
<b>Contested Divorce</b>	2024	4	-	-	-	-	-	-	-	-	-	-	-	4	-50%	4
	2023	8	5	10	15	9	3	7	6	9	2	4	8	8	▼	86
<b>Domestic and Family - Level 1</b>	2024	2	-	-	-	-	-	-	-	-	-	-	-	2	-82%	2
	2023	11	2	-	2	4	1	11	4	4	7	26	11	11	▼	83
<b>Domestic and Family - Level 2</b>	2024	4	-	-	-	-	-	-	-	-	-	-	-	4	100%	4
	2023	2	1	4	3	4	2	1	1	6	3	4	1	2	▲	32
<b>Felonies and Related Matters</b>	2024	94	-	-	-	-	-	-	-	-	-	-	-	94	40%	94
	2023	67	74	82	62	115	84	100	76	77	112	90	80	67	▲	1,019
<b>General Civil - Level 1</b>	2024	-	-	-	-	-	-	-	-	-	-	-	-	0	0	0
	2023	-	-	2	1	-	-	-	1	-	-	-	-	0	↔	4
<b>General Civil - Level 2</b>	2024	6	-	-	-	-	-	-	-	-	-	-	-	6	500%	6
	2023	1	4	8	8	7	4	4	4	2	12	6	3	1	▲	63
<b>General Civil - Level 3</b>	2024	-	-	-	-	-	-	-	-	-	-	-	-	0	-100%	0
	2023	5	1	-	2	2	-	2	2	3	3	3	1	5	▼	24
<b>Miscellaneous Civil</b>	2024	146	-	-	-	-	-	-	-	-	-	-	-	146	33%	146
	2023	110	107	162	82	113	113	111	92	74	120	83	99	110	▲	1,266
<b>Misdemeanor</b>	2024	34	-	-	-	-	-	-	-	-	-	-	-	34	89%	34
	2023	18	34	28	18	27	37	59	32	25	42	31	18	18	▲	369
<b>Other</b>	2024	-	-	-	-	-	-	-	-	-	-	-	-	0	0	0
	2023	-	-	-	1	2	-	1	-	-	1	1	-	0	↔	6
<b>Other Criminally Related Matters</b>	2024	3	-	-	-	-	-	-	-	-	-	-	-	3	50%	3
	2023	2	3	-	2	1	2	6	2	2	1	-	-	2	▲	21
<b>Probates/Wills &amp; Trusts - Level 1</b>	2024	1	-	-	-	-	-	-	-	-	-	-	-	1	1	1
	2023	-	-	-	-	-	-	-	-	-	-	-	-	0	↔	0
<b>Probates/Wills &amp; Trusts - Level 2</b>	2024	-	-	-	-	-	-	-	-	-	-	-	-	0	-100%	0
	2023	1	2	-	3	3	-	1	-	1	-	2	-	1	▼	13
<b>Uncontested Divorce</b>	2024	9	-	-	-	-	-	-	-	-	-	-	-	9	-36%	9
	2023	14	18	18	21	20	18	16	17	11	17	16	9	14	▼	195

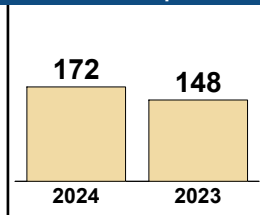
Dashboard

**Court:** Fluvanna Circuit **Circuit/Court ID:** 16 216065  
**Start/End Date:** Jan-23 / Jan-24 **Type of Case:** Dispositions  
**2023 Average Month:** 139 **2024 Average Month:** 172  
**Jan-Jan 2023:** 148 **Jan-Jan 2024 :** 172  
**Dispositions Trending:** ▲ **Overall AVG. Month:** 142

Monthly Dispositions Summary



Jan --- Jan Dispositions



Dispositions by Division

Divisions		Jan	Feb	Mar	Apr	May	Jun	Jul	Aug	Sep	Oct	Nov	Dec	Thru Jan	% Change	Total
<b>Total</b>	2024	172	-	-	-	-	-	-	-	-	-	-	-	172	16%	172
	2023	148	110	131	142	71	198	100	200	119	169	70	214	148	▲	1,672
<b>Civil</b>	2024	10	-	-	-	-	-	-	-	-	-	-	-	10	25%	10
	2023	8	16	10	10	15	25	15	10	9	6	14	11	8	▲	149
<b>Criminal</b>	2024	58	-	-	-	-	-	-	-	-	-	-	-	58	81%	58
	2023	32	31	37	28	23	46	26	113	51	70	15	33	32	▲	505
<b>Concealed Handgun Permits</b>	2024	77	-	-	-	-	-	-	-	-	-	-	-	77	-7%	77
	2023	83	35	66	72	13	98	37	46	27	54	20	53	83	▼	604
<b>Miscellaneous/ Other</b>	2024	27	-	-	-	-	-	-	-	-	-	-	-	27	8%	27
	2023	25	28	18	30	20	28	22	31	32	39	20	117	25	▲	410
<b>Others</b>	2024	-	-	-	-	-	-	-	-	-	-	-	-	0	0	0
	2023	-	-	-	2	-	1	-	-	-	-	1	-	0	↔	4

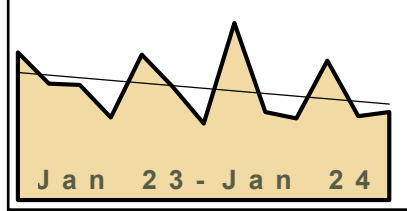
Dispositions by Case Category

Case Categories		Jan	Feb	Mar	Apr	May	Jun	Jul	Aug	Sep	Oct	Nov	Dec	Thru Jan	% Change	Total
<b>Contested Divorce</b>	2024	1	-	-	-	-	-	-	-	-	-	-	-	1	-50%	1
	2023	2	5	2	1	5	1	4	1	1	1	1	2	2	▼	26
<b>Domestic and Family - Level 1</b>	2024	-	-	-	-	-	-	-	-	-	-	-	-	0	0	0
	2023	-	-	1	-	3	7	4	4	-	-	-	4	0	↔	23
<b>Domestic and Family - Level 2</b>	2024	1	-	-	-	-	-	-	-	-	-	-	-	1	0%	1
	2023	1	3	-	1	3	2	-	-	1	1	1	3	1	↔	16
<b>Felonies and Related Matters</b>	2024	53	-	-	-	-	-	-	-	-	-	-	-	53	141%	53
	2023	22	15	23	21	14	29	22	77	39	40	9	29	22	▲	340
<b>General Civil - Level 1</b>	2024	-	-	-	-	-	-	-	-	-	-	-	-	0	0	0
	2023	-	-	-	1	-	-	-	-	-	1	-	-	0	↔	2
<b>General Civil - Level 2</b>	2024	2	-	-	-	-	-	-	-	-	-	-	-	2	100%	2
	2023	1	1	4	1	3	2	-	2	2	3	2	4	1	▲	25
<b>General Civil - Level 3</b>	2024	2	-	-	-	-	-	-	-	-	-	-	-	2	0%	2
	2023	2	1	2	-	-	3	5	2	2	-	-	2	2	↔	19
<b>Miscellaneous Civil</b>	2024	91	-	-	-	-	-	-	-	-	-	-	-	91	1%	91
	2023	90	43	72	85	26	109	47	55	38	80	29	122	90	▲	796
<b>Misdemeanor</b>	2024	2	-	-	-	-	-	-	-	-	-	-	-	2	-80%	2
	2023	10	12	14	7	9	12	4	35	12	13	6	4	10	▼	138
<b>Other</b>	2024	13	-	-	-	-	-	-	-	-	-	-	-	13	-28%	13
	2023	18	20	11	18	6	19	10	21	21	11	11	46	18	▼	212
<b>Other Criminally Related Matters</b>	2024	3	-	-	-	-	-	-	-	-	-	-	-	3	3	3
	2023	-	4	-	-	-	5	-	1	-	17	-	-	0	↔	27
<b>Probates/Wills &amp; Trusts - Level 1</b>	2024	-	-	-	-	-	-	-	-	-	-	-	-	0	0	0
	2023	-	-	-	-	-	-	1	-	-	-	-	-	0	↔	1
<b>Probates/Wills &amp; Trusts - Level 2</b>	2024	-	-	-	-	-	-	-	-	-	-	-	-	0	0	0
	2023	-	2	-	-	-	-	-	-	1	-	-	-	0	↔	3
<b>Uncontested Divorce</b>	2024	4	-	-	-	-	-	-	-	-	-	-	-	4	100%	4
	2023	2	4	2	7	2	9	3	2	2	2	7	2	2	▲	44

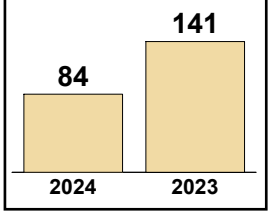
Dashboard

**Court:** Goochland Circuit **Circuit/Court ID:** 16 216075  
**Start/End Date:** Jan-23 / Jan-24 **Type of Case:** Dispositions  
**2023 Average Month:** 109 **2024 Average Month:**84  
**Jan-Jan 2023:** 141 **Jan-Jan 2024 :** 84  
**Dispositions Trending:** ▼ **Overall AVG. Month:** 107

Monthly Dispositions Summary



Jan --- Jan Dispositions



Dispositions by Division

Divisions		Jan	Feb	Mar	Apr	May	Jun	Jul	Aug	Sep	Oct	Nov	Dec	Thru Jan	% Change	Total
<b>Total</b>	2024	84	-	-	-	-	-	-	-	-	-	-	-	84	-40%	84
	2023	141	111	110	79	139	108	73	169	84	78	133	80	141	▼	1,305
<b>Civil</b>	2024	13	-	-	-	-	-	-	-	-	-	-	-	13	0%	13
	2023	13	7	21	8	16	12	15	19	6	12	16	8	13	↔	153
<b>Criminal</b>	2024	22	-	-	-	-	-	-	-	-	-	-	-	22	83%	22
	2023	12	13	19	9	41	19	20	77	20	18	30	11	12	▲	289
<b>Concealed Handgun Permits</b>	2024	39	-	-	-	-	-	-	-	-	-	-	-	39	-61%	39
	2023	100	78	57	52	78	73	29	61	51	31	85	52	100	▼	747
<b>Miscellaneous/ Other</b>	2024	10	-	-	-	-	-	-	-	-	-	-	-	10	-38%	10
	2023	16	13	13	10	4	4	9	12	7	17	2	9	16	▼	116

Dispositions by Case Category

Case Categories		Jan	Feb	Mar	Apr	May	Jun	Jul	Aug	Sep	Oct	Nov	Dec	Thru Jan	% Change	Total
<b>Administrative Law</b>	2024	-	-	-	-	-	-	-	-	-	-	-	-	0	0	0
	2023	-	-	-	-	-	-	-	2	-	-	-	-	-	↔	2
<b>Capital Murder</b>	2024	-	-	-	-	-	-	-	-	-	-	-	-	0	0	0
	2023	-	-	-	-	-	-	-	1	-	-	-	-	0	↔	1
<b>Contested Divorce</b>	2024	2	-	-	-	-	-	-	-	-	-	-	-	2	0%	2
	2023	2	2	4	1	2	2	2	1	3	1	3	1	2	↔	24
<b>Domestic and Family - Level 1</b>	2024	1	-	-	-	-	-	-	-	-	-	-	-	1	-80%	1
	2023	5	1	2	-	-	-	-	-	1	-	-	-	5	▼	9
<b>Domestic and Family - Level 2</b>	2024	1	-	-	-	-	-	-	-	-	-	-	-	1	0%	1
	2023	1	-	2	-	1	-	-	-	-	-	-	-	1	↔	4
<b>Felonies and Related Matters</b>	2024	11	-	-	-	-	-	-	-	-	-	-	-	11	22%	11
	2023	9	6	13	2	22	14	11	58	11	9	20	8	9	▲	183
<b>General Civil - Level 1</b>	2024	-	-	-	-	-	-	-	-	-	-	-	-	0	0	0
	2023	-	-	1	-	-	-	-	-	-	1	-	-	0	↔	2
<b>General Civil - Level 2</b>	2024	2	-	-	-	-	-	-	-	-	-	-	-	2	-60%	2
	2023	5	1	5	3	7	6	5	8	-	6	6	4	5	▼	56
<b>General Civil - Level 3</b>	2024	3	-	-	-	-	-	-	-	-	-	-	-	3	3	3
	2023	-	1	4	1	4	1	5	-	-	-	3	1	0	↔	20
<b>Miscellaneous Civil</b>	2024	49	-	-	-	-	-	-	-	-	-	-	-	49	-57%	49
	2023	114	91	69	62	82	77	38	71	56	47	86	60	114	▼	853
<b>Misdemeanor</b>	2024	6	-	-	-	-	-	-	-	-	-	-	-	6	100%	6
	2023	3	6	5	2	16	2	4	17	5	6	8	3	3	▲	77
<b>Other Criminally Related Matters</b>	2024	5	-	-	-	-	-	-	-	-	-	-	-	5	5	5
	2023	-	1	1	5	3	3	5	2	4	3	2	-	0	↔	29
<b>Probates/Wills &amp; Trusts - Level 1</b>	2024	-	-	-	-	-	-	-	-	-	-	-	-	0	0	0
	2023	-	-	-	-	-	-	-	1	-	-	-	-	0	↔	1
<b>Probates/Wills &amp; Trusts - Level 2</b>	2024	-	-	-	-	-	-	-	-	-	-	-	-	0	0	0
	2023	-	-	1	-	-	1	-	-	-	-	-	-	0	↔	2
<b>Uncontested Divorce</b>	2024	4	-	-	-	-	-	-	-	-	-	-	-	4	100%	4
	2023	2	2	3	3	2	2	3	8	3	6	5	3	2	▲	42

# PLN-CCMS-10.11 CASELOAD STATISTICS OF THE CIRCUIT COURTS

Greene

January 2023 -- January 2024 Dispositions


Alexandria and Fairfax Circuit are not Included in State Totals

## Dashboard

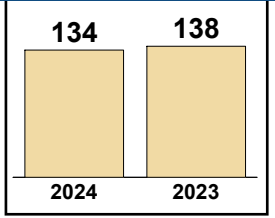
**Court:** Greene Circuit  
**Start/End Date:** Jan-23 / Jan-24  
**2023 Average Month:** 124  
**Jan-Jan 2023:** 138  
**Dispositions Trending:** ▼

**Circuit/Court ID:** 16 216079  
**Type of Case:** Dispositions  
**2024 Average Month:** 134  
**Jan-Jan 2024 :** 134  
**Overall AVG. Month:** 125

## Monthly Dispositions Summary



## Jan --- Jan Dispositions



## Dispositions by Division

Divisions		Jan	Feb	Mar	Apr	May	Jun	Jul	Aug	Sep	Oct	Nov	Dec	Thru Jan	% Change	Total
<b>Total</b>	2024	134	-	-	-	-	-	-	-	-	-	-	-	134	-3%	134
	2023	138	126	165	133	114	114	105	123	121	129	110	109	138	▼	1,487
<b>Civil</b>	2024	15	-	-	-	-	-	-	-	-	-	-	-	15	50%	15
	2023	10	5	14	56	31	11	10	21	10	21	7	18	10	▲	214
<b>Criminal</b>	2024	40	-	-	-	-	-	-	-	-	-	-	-	40	-20%	40
	2023	50	53	56	19	23	33	19	64	19	48	21	5	50	▼	410
<b>Concealed Handgun Permits</b>	2024	67	-	-	-	-	-	-	-	-	-	-	-	67	2%	67
	2023	66	57	76	32	40	43	55	19	80	32	68	15	66	▲	583
<b>Miscellaneous/ Other</b>	2024	12	-	-	-	-	-	-	-	-	-	-	-	12	0%	12
	2023	12	11	19	26	20	27	21	19	12	28	14	71	12	↔	280

## Dispositions by Case Category

Case Categories		Jan	Feb	Mar	Apr	May	Jun	Jul	Aug	Sep	Oct	Nov	Dec	Thru Jan	% Change	Total
<b>Administrative Law</b>	2024	-	-	-	-	-	-	-	-	-	-	-	-	0	0	0
	2023	-	1	-	1	-	1	-	-	-	-	-	1	0	↔	4
<b>Contested Divorce</b>	2024	2	-	-	-	-	-	-	-	-	-	-	-	2	2	2
	2023	-	1	2	7	4	1	3	3	-	2	-	-	0	↔	23
<b>Domestic and Family - Level 1</b>	2024	5	-	-	-	-	-	-	-	-	-	-	-	5	150%	5
	2023	2	-	4	3	5	-	2	11	-	1	1	11	2	▲	40
<b>Domestic and Family - Level 2</b>	2024	1	-	-	-	-	-	-	-	-	-	-	-	1	1	1
	2023	-	-	-	-	1	1	-	1	-	-	-	-	0	↔	3
<b>Felonies and Related Matters</b>	2024	27	-	-	-	-	-	-	-	-	-	-	-	27	-21%	27
	2023	34	31	39	9	14	28	11	47	16	23	17	2	34	▼	271
<b>General Civil - Level 1</b>	2024	-	-	-	-	-	-	-	-	-	-	-	-	0	0	0
	2023	-	-	1	1	-	-	-	-	-	1	1	-	1	0	↔
<b>General Civil - Level 2</b>	2024	1	-	-	-	-	-	-	-	-	-	-	-	1	-67%	1
	2023	3	1	3	20	10	1	2	1	3	5	5	3	3	▼	57
<b>General Civil - Level 3</b>	2024	-	-	-	-	-	-	-	-	-	-	-	-	0	-100%	0
	2023	1	-	-	6	4	-	1	1	2	2	-	1	1	▼	18
<b>Miscellaneous Civil</b>	2024	74	-	-	-	-	-	-	-	-	-	-	-	74	-5%	74
	2023	78	65	93	48	53	64	71	25	90	54	80	20	78	▼	741
<b>Misdemeanor</b>	2024	10	-	-	-	-	-	-	-	-	-	-	-	10	-29%	10
	2023	14	17	17	6	9	2	7	17	3	24	4	3	14	▼	123
<b>Other</b>	2024	5	-	-	-	-	-	-	-	-	-	-	-	5	5	5
	2023	-	2	1	4	3	10	4	12	4	5	2	66	0	↔	113
<b>Other Criminally Related Matters</b>	2024	3	-	-	-	-	-	-	-	-	-	-	-	3	0%	3
	2023	3	5	-	4	-	4	1	-	-	2	-	-	3	↔	19
<b>Probates/Wills &amp; Trusts - Level 1</b>	2024	-	-	-	-	-	-	-	-	-	-	-	-	0	0	0
	2023	-	-	-	-	2	-	-	1	-	-	-	-	0	↔	3
<b>Probates/Wills &amp; Trusts - Level 2</b>	2024	1	-	-	-	-	-	-	-	-	-	-	-	1	1	1
	2023	-	-	2	1	-	-	-	-	-	-	-	-	0	↔	3
<b>Protective Orders</b>	2024	1	-	-	-	-	-	-	-	-	-	-	-	1	1	1
	2023	-	-	-	-	-	-	-	-	-	-	-	-	0	↔	0
<b>Uncontested Divorce</b>	2024	4	-	-	-	-	-	-	-	-	-	-	-	4	33%	4
	2023	3	3	3	23	9	2	3	4	2	10	1	1	3	▲	64

This report reflects data in the case management system. Numbers will update accordingly as reports are refreshed and posted.

# PLN-CCMS-10.11 CASELOAD STATISTICS OF THE CIRCUIT COURTS

Louisa

January 2023 -- January 2024 Dispositions


Alexandria and Fairfax Circuit are not Included in State Totals

## Dashboard

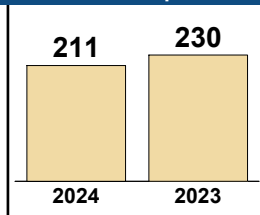
**Court:** Louisa Circuit  
**Start/End Date:** Jan-23 / Jan-24  
**2023 Average Month:** 209  
**Jan-Jan 2023:** 230  
**Dispositions Trending:** ▼

**Circuit/Court ID:** 16 216109  
**Type of Case:** Dispositions  
**2024 Average Month:** 211  
**Jan-Jan 2024 :** 211  
**Overall AVG. Month:** 209

## Monthly Dispositions Summary



## Jan --- Jan Dispositions



## Dispositions by Division

Divisions		Jan	Feb	Mar	Apr	May	Jun	Jul	Aug	Sep	Oct	Nov	Dec	Thru Jan	% Change	Total
<b>Total</b>	2024	211	-	-	-	-	-	-	-	-	-	-	-	211	-8%	211
	2023	230	277	228	192	193	165	184	226	218	220	223	155	230	▼	2,511
<b>Civil</b>	2024	10	-	-	-	-	-	-	-	-	-	-	-	10	-62%	10
	2023	26	19	19	17	17	18	23	21	10	17	19	26	26	▼	232
<b>Criminal</b>	2024	67	-	-	-	-	-	-	-	-	-	-	-	67	0%	67
	2023	67	66	64	68	63	75	61	93	117	101	76	54	67	↔	905
<b>Concealed Handgun Permits</b>	2024	122	-	-	-	-	-	-	-	-	-	-	-	122	36%	122
	2023	90	159	99	82	80	39	79	80	58	60	100	40	90	▲	966
<b>Miscellaneous/ Other</b>	2024	12	-	-	-	-	-	-	-	-	-	-	-	12	-74%	12
	2023	47	33	46	25	33	33	21	32	33	42	28	35	47	▼	408

## Dispositions by Case Category

Case Categories		Jan	Feb	Mar	Apr	May	Jun	Jul	Aug	Sep	Oct	Nov	Dec	Thru Jan	% Change	Total
<b>Administrative Law</b>	2024	-	-	-	-	-	-	-	-	-	-	-	-	0	0	0
	2023	-	1	-	-	-	-	-	-	-	-	-	-	-	↔	1
<b>Capital Murder</b>	2024	-	-	-	-	-	-	-	-	-	-	-	-	0	0	0
	2023	-	-	-	-	-	-	-	-	1	-	-	-	0	↔	1
<b>Contested Divorce</b>	2024	-	-	-	-	-	-	-	-	-	-	-	-	0	-100%	0
	2023	6	2	1	2	2	1	4	7	2	6	6	3	6	▼	42
<b>Domestic and Family - Level 1</b>	2024	-	-	-	-	-	-	-	-	-	-	-	-	0	0	0
	2023	-	-	-	1	3	-	-	1	-	-	1	3	0	↔	9
<b>Domestic and Family - Level 2</b>	2024	2	-	-	-	-	-	-	-	-	-	-	-	2	100%	2
	2023	1	2	1	-	-	-	1	-	2	1	1	-	1	▲	9
<b>Felonies and Related Matters</b>	2024	51	-	-	-	-	-	-	-	-	-	-	-	51	28%	51
	2023	40	48	33	32	40	46	40	64	110	74	59	32	40	▲	618
<b>General Civil - Level 1</b>	2024	-	-	-	-	-	-	-	-	-	-	-	-	0	0	0
	2023	-	-	-	1	-	-	-	-	-	-	-	-	0	↔	1
<b>General Civil - Level 2</b>	2024	3	-	-	-	-	-	-	-	-	-	-	-	3	-57%	3
	2023	7	5	2	1	6	2	4	6	2	5	4	5	7	▼	49
<b>General Civil - Level 3</b>	2024	1	-	-	-	-	-	-	-	-	-	-	-	1	-50%	1
	2023	2	1	2	3	2	3	5	-	-	-	4	5	2	▼	27
<b>Miscellaneous Civil</b>	2024	134	-	-	-	-	-	-	-	-	-	-	-	134	29%	134
	2023	104	179	117	93	96	54	84	102	73	76	113	49	104	▲	1,140
<b>Misdemeanor</b>	2024	16	-	-	-	-	-	-	-	-	-	-	-	16	-38%	16
	2023	26	17	26	36	22	28	20	26	4	24	13	21	26	▼	263
<b>Other</b>	2024	-	-	-	-	-	-	-	-	-	-	-	-	0	-100%	0
	2023	33	15	28	13	18	22	16	12	17	24	15	27	33	▼	240
<b>Other Criminally Related Matters</b>	2024	1	-	-	-	-	-	-	-	-	-	-	-	1	-50%	1
	2023	2	1	5	-	1	2	1	3	2	3	4	1	2	▼	25
<b>Probates/Wills &amp; Trusts - Level 2</b>	2024	1	-	-	-	-	-	-	-	-	-	-	-	1	1	1
	2023	-	1	4	2	-	-	1	1	1	1	-	4	0	↔	15
<b>Uncontested Divorce</b>	2024	2	-	-	-	-	-	-	-	-	-	-	-	2	-78%	2
	2023	9	5	9	8	3	7	8	4	4	6	3	5	9	▼	71


This report reflects data in the case management system. Numbers will update accordingly as reports are refreshed and posted.

Dashboard

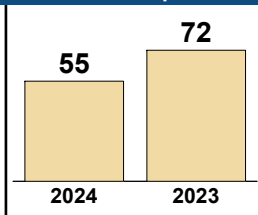
**Court:** Madison Circuit  
**Start/End Date:** Jan-23 / Jan-24  
**2023 Average Month:** 80  
**Jan-Jan 2023:** 72  
**Dispositions Trending:** ▼

**Circuit/Court ID:** 16 216113  
**Type of Case:** Dispositions  
**2024 Average Month:** 55  
**Jan-Jan 2024 :** 55  
**Overall AVG. Month:** 78

Monthly Dispositions Summary



Jan --- Jan Dispositions



Dispositions by Division

Divisions		Jan	Feb	Mar	Apr	May	Jun	Jul	Aug	Sep	Oct	Nov	Dec	Thru Jan	% Change	Total
<b>Total</b>	2024	55	-	-	-	-	-	-	-	-	-	-	-	55	-24%	55
	2023	72	96	86	67	87	79	67	77	54	75	80	124	72	▼	964
<b>Civil</b>	2024	9	-	-	-	-	-	-	-	-	-	-	-	9	350%	9
	2023	2	5	4	8	11	10	4	8	2	2	5	4	2	▲	65
<b>Criminal</b>	2024	22	-	-	-	-	-	-	-	-	-	-	-	22	22%	22
	2023	18	12	24	7	26	17	18	13	28	7	26	21	18	▲	217
<b>Concealed Handgun Permits</b>	2024	2	-	-	-	-	-	-	-	-	-	-	-	2	-95%	2
	2023	37	60	42	44	33	34	16	30	4	53	38	36	37	▼	427
<b>Miscellaneous/ Other</b>	2024	22	-	-	-	-	-	-	-	-	-	-	-	22	47%	22
	2023	15	19	16	8	17	18	29	26	20	13	11	63	15	▲	255

Dispositions by Case Category

Case Categories		Jan	Feb	Mar	Apr	May	Jun	Jul	Aug	Sep	Oct	Nov	Dec	Thru Jan	% Change	Total
<b>Administrative Law</b>	2024	-	-	-	1	-	-	-	-	1	-	-	-	0	0	0
	2023	-	-	-	-	-	-	-	-	-	1	-	-	0	↔	2
<b>Contested Divorce</b>	2024	3	-	-	-	-	-	-	-	-	-	-	-	3	3	3
	2023	-	-	-	1	1	1	-	-	-	-	-	-	0	↔	3
<b>Domestic and Family - Level 1</b>	2024	-	-	-	-	-	2	1	-	-	-	-	3	0	↔	9
	2023	-	-	1	-	1	-	-	-	-	-	-	-	0	↔	9
<b>Domestic and Family - Level 2</b>	2024	-	-	-	1	-	-	-	-	-	-	-	-	0	↔	3
	2023	-	1	1	1	-	-	-	-	-	-	-	-	0	↔	3
<b>Felonies and Related Matters</b>	2024	10	-	-	-	-	-	-	-	-	-	-	-	10	-17%	10
	2023	12	4	16	4	19	13	12	11	19	5	14	14	12	▼	143
<b>General Civil - Level 2</b>	2024	3	-	-	-	-	-	-	-	-	-	-	-	3	3	3
	2023	-	-	-	3	7	2	2	3	-	-	-	2	0	↔	20
<b>General Civil - Level 3</b>	2024	1	-	-	-	-	-	-	-	-	-	-	-	1	0%	1
	2023	1	3	1	1	1	1	-	5	1	2	-	1	1	↔	17
<b>Miscellaneous Civil</b>	2024	8	-	-	-	-	-	-	-	-	-	-	-	8	-80%	8
	2023	40	66	45	50	43	41	29	39	9	61	39	40	40	▼	502
<b>Misdemeanor</b>	2024	12	-	-	-	-	-	-	-	-	-	-	-	12	100%	12
	2023	6	7	7	3	7	4	5	2	6	1	12	6	6	▲	66
<b>Other</b>	2024	17	-	-	-	-	-	-	-	-	-	-	-	17	42%	17
	2023	12	12	13	3	7	12	16	16	15	5	10	59	12	▲	180
<b>Other Criminally Related Matters</b>	2024	-	-	-	-	-	-	1	-	3	1	-	1	0	↔	8
	2023	-	1	1	-	-	-	-	-	-	-	-	-	0	↔	8
<b>Probates/Wills &amp; Trusts - Level 2</b>	2024	-	-	-	-	1	1	-	-	-	-	-	-	0	↔	2
	2023	-	-	-	-	-	-	-	-	-	-	-	-	0	↔	2
<b>Uncontested Divorce</b>	2024	1	-	-	-	-	-	-	-	-	-	-	-	1	0%	1
	2023	1	2	1	-	-	2	1	1	-	-	-	1	1	↔	9

# PLN-CCMS-10.11 CASELOAD STATISTICS OF THE CIRCUIT COURTS

Orange

January 2023 -- January 2024 Dispositions


Alexandria and Fairfax Circuit are not Included in State Totals

## Dashboard

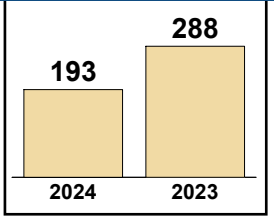
**Court:** Orange Circuit  
**Start/End Date:** Jan-23 / Jan-24  
**2023 Average Month:** 182  
**Jan-Jan 2023:** 288  
**Dispositions Trending:** ▼

**Circuit/Court ID:** 16 216137  
**Type of Case:** Dispositions  
**2024 Average Month:** 193  
**Jan-Jan 2024 :** 193  
**Overall AVG. Month:** 183

## Monthly Dispositions Summary



## Jan --- Jan Dispositions



## Dispositions by Division

Divisions		Jan	Feb	Mar	Apr	May	Jun	Jul	Aug	Sep	Oct	Nov	Dec	Thru Jan	% Change	Total
<b>Total</b>	2024	193	-	-	-	-	-	-	-	-	-	-	-	193	-33%	193
	2023	288	193	294	144	215	169	149	141	152	207	121	108	288	▼	2,181
<b>Civil</b>	2024	34	-	-	-	-	-	-	-	-	-	-	-	34	55%	34
	2023	22	19	19	35	26	16	20	11	17	20	27	5	22	▲	237
<b>Criminal</b>	2024	66	-	-	-	-	-	-	-	-	-	-	-	66	-10%	66
	2023	73	91	111	48	72	51	51	73	45	89	42	58	73	▼	804
<b>Concealed Handgun Permits</b>	2024	74	-	-	-	-	-	-	-	-	-	-	-	74	-58%	74
	2023	176	67	144	37	95	95	47	46	76	88	51	37	176	▼	959
<b>Miscellaneous/ Other</b>	2024	18	-	-	-	-	-	-	-	-	-	-	-	18	6%	18
	2023	17	16	19	24	22	7	31	11	14	10	1	8	17	▲	180
<b>Others</b>	2024	1	-	-	-	-	-	-	-	-	-	-	-	1	1	1
	2023	-	-	1	-	-	-	-	-	-	-	-	-	0	↔	1

## Dispositions by Case Category

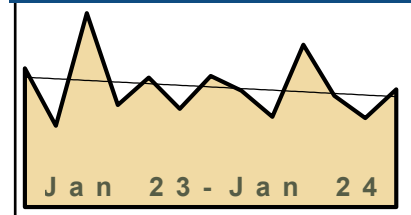
Case Categories		Jan	Feb	Mar	Apr	May	Jun	Jul	Aug	Sep	Oct	Nov	Dec	Thru Jan	% Change	Total
<b>Administrative Law</b>	2024	-	-	-	-	-	-	-	-	-	-	-	-	0	0	0
	2023	-	-	-	-	-	-	-	-	-	-	-	1	0	↔	1
<b>Contested Divorce</b>	2024	5	-	-	-	-	-	-	-	-	-	-	-	5	67%	5
	2023	3	3	2	3	3	2	2	4	3	3	4	3	3	▲	35
<b>Domestic and Family - Level 1</b>	2024	15	-	-	-	-	-	-	-	-	-	-	-	15	400%	15
	2023	3	-	2	5	-	3	4	-	2	1	5	-	3	▲	25
<b>Domestic and Family - Level 2</b>	2024	-	-	-	-	-	-	-	-	-	-	-	-	0	-100%	0
	2023	2	-	-	1	2	-	2	-	2	4	-	-	2	▼	13
<b>Felonies and Related Matters</b>	2024	52	-	-	-	-	-	-	-	-	-	-	-	52	-5%	52
	2023	55	82	79	37	61	39	36	54	38	67	24	38	55	▼	610
<b>General Civil - Level 1</b>	2024	-	-	-	-	-	-	-	-	-	-	-	-	0	0	0
	2023	-	-	2	1	1	-	-	-	-	-	-	-	1	↔	5
<b>General Civil - Level 2</b>	2024	1	-	-	-	-	-	-	-	-	-	-	-	1	0%	1
	2023	1	7	4	8	8	1	2	5	4	5	2	1	1	↔	48
<b>General Civil - Level 3</b>	2024	5	-	-	-	-	-	-	-	-	-	-	-	5	-17%	5
	2023	6	3	4	8	3	1	3	1	-	3	4	1	6	▼	37
<b>Miscellaneous Civil</b>	2024	89	-	-	-	-	-	-	-	-	-	-	-	89	-53%	89
	2023	190	76	158	54	114	102	77	55	88	97	51	41	190	▼	1,103
<b>Misdemeanor</b>	2024	13	-	-	-	-	-	-	-	-	-	-	-	13	-24%	13
	2023	17	8	30	11	8	12	14	17	3	21	17	21	17	▼	179
<b>Other</b>	2024	1	-	-	-	-	-	-	-	-	-	-	-	1	1	1
	2023	-	-	2	1	2	-	-	-	1	-	1	1	0	↔	8
<b>Other Criminally Related Matters</b>	2024	1	-	-	-	-	-	-	-	-	-	-	-	1	0%	1
	2023	1	1	2	-	3	-	1	2	4	1	1	-	1	↔	16
<b>Probates/Wills &amp; Trusts - Level 1</b>	2024	-	-	-	-	-	-	-	-	-	-	-	-	0	0	0
	2023	-	-	-	-	-	-	-	-	1	-	-	-	0	↔	1
<b>Probates/Wills &amp; Trusts - Level 2</b>	2024	-	-	-	-	-	-	-	-	-	-	-	-	0	0	0
	2023	-	1	-	3	2	3	-	-	-	2	3	-	0	↔	14
<b>Uncontested Divorce</b>	2024	11	-	-	-	-	-	-	-	-	-	-	-	11	10%	11
	2023	10	12	9	12	8	6	8	3	6	3	8	1	10	▲	86

This report reflects data in the case management system. Numbers will update accordingly as reports are refreshed and posted.

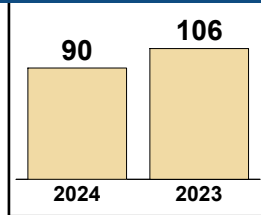
Dashboard

**Court:** Charlottesville Circuit **Circuit/Court ID:** 16 216540  
**Start/End Date:** Jan-23 / Jan-24 **Type of Case:** Dispositions  
**2023 Average Month:** 92 **2024 Average Month:** 90  
**Jan-Jan 2023:** 106 **Jan-Jan 2024 :** 90  
**Dispositions Trending:** ▼ **Overall AVG. Month:** 92

Monthly Dispositions Summary



Jan --- Jan Dispositions



Dispositions by Division

Divisions		Jan	Feb	Mar	Apr	May	Jun	Jul	Aug	Sep	Oct	Nov	Dec	Thru Jan	% Change	Total
<b>Total</b>	2024	90	-	-	-	-	-	-	-	-	-	-	-	90	-15%	90
	2023	106	62	148	78	99	75	100	89	69	124	85	68	106	▼	1,103
<b>Civil</b>	2024	17	-	-	-	-	-	-	-	-	-	-	-	17	-6%	17
	2023	18	19	17	13	18	24	14	8	20	31	10	12	18	▼	204
<b>Criminal</b>	2024	34	-	-	-	-	-	-	-	-	-	-	-	34	-51%	34
	2023	70	12	86	43	41	35	62	40	29	68	35	30	70	▼	551
<b>Concealed Handgun Permits</b>	2024	15	-	-	-	-	-	-	-	-	-	-	-	15	36%	15
	2023	11	18	20	10	17	3	8	18	4	14	18	21	11	▲	162
<b>Miscellaneous/ Other</b>	2024	24	-	-	-	-	-	-	-	-	-	-	-	24	243%	24
	2023	7	13	25	12	23	13	16	23	16	11	22	5	7	▲	186

Dispositions by Case Category

Case Categories		Jan	Feb	Mar	Apr	May	Jun	Jul	Aug	Sep	Oct	Nov	Dec	Thru Jan	% Change	Total
<b>Contested Divorce</b>	2024	2	-	-	-	-	-	-	-	-	-	-	-	2	100%	2
	2023	1	4	2	4	2	-	3	2	2	-	1	1	1	▲	22
<b>Domestic and Family - Level 1</b>	2024	-	-	-	-	-	-	-	-	-	-	-	-	0	-100%	0
	2023	1	3	-	1	1	1	-	-	6	-	-	-	1	▼	13
<b>Domestic and Family - Level 2</b>	2024	-	-	-	-	-	-	-	-	-	-	-	-	0	-100%	0
	2023	1	-	3	-	3	5	-	1	2	2	-	-	1	▼	17
<b>Felonies and Related Matters</b>	2024	27	-	-	-	-	-	-	-	-	-	-	-	27	-43%	27
	2023	47	9	69	31	28	24	49	23	24	54	22	23	47	▼	403
<b>General Civil - Level 1</b>	2024	1	-	-	-	-	-	-	-	-	-	-	-	1	-50%	1
	2023	2	1	-	-	-	1	-	1	1	1	-	1	2	▼	8
<b>General Civil - Level 2</b>	2024	2	-	-	-	-	-	-	-	-	-	-	-	2	-60%	2
	2023	5	5	5	4	5	3	2	4	8	13	8	5	5	▼	67
<b>General Civil - Level 3</b>	2024	3	-	-	-	-	-	-	-	-	-	-	-	3	0%	3
	2023	3	-	3	2	2	5	-	2	1	4	2	1	3	↔	25
<b>Miscellaneous Civil</b>	2024	39	-	-	-	-	-	-	-	-	-	-	-	39	117%	39
	2023	18	31	44	20	40	16	25	37	18	24	37	26	18	▲	336
<b>Misdemeanor</b>	2024	5	-	-	-	-	-	-	-	-	-	-	-	5	-78%	5
	2023	23	3	15	9	8	7	10	9	2	10	10	8	23	▼	114
<b>Other</b>	2024	-	-	-	-	-	-	-	-	-	-	-	-	0	0	0
	2023	-	-	-	-	-	-	-	-	-	1	-	-	0	↔	1
<b>Other Criminally Related Matters</b>	2024	3	-	-	-	-	-	-	-	-	-	-	-	3	200%	3
	2023	1	-	2	3	5	4	3	8	3	5	3	-	1	▲	37
<b>Probates/Wills &amp; Trusts - Level 1</b>	2024	-	-	-	-	-	-	-	-	-	-	-	-	0	0	0
	2023	-	-	-	-	-	-	1	-	-	-	-	-	0	↔	1
<b>Probates/Wills &amp; Trusts - Level 2</b>	2024	1	-	-	-	-	-	-	-	-	-	-	-	1	1	1
	2023	-	1	2	1	-	-	2	-	-	3	-	-	0	↔	9
<b>Uncontested Divorce</b>	2024	7	-	-	-	-	-	-	-	-	-	-	-	7	75%	7
	2023	4	5	3	3	5	9	5	2	2	7	2	3	4	▲	50




Dashboard

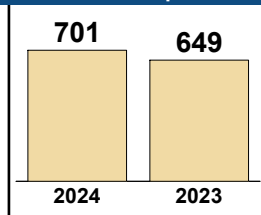
**Court:** Arlington Circuit  
**Start/End Date:** Jan-23 / Jan-24  
**2023 Average Month:** 780  
**Jan-Jan 2023:** 649  
**Dispositions Trending:** ▲

**Circuit/Court ID:** 17 217013  
**Type of Case:** Dispositions  
**2024 Average Month:** 701  
**Jan-Jan 2024 :** 701  
**Overall AVG. Month:** 774

Monthly Dispositions Summary



Jan --- Jan Dispositions



Dispositions by Division

Divisions		Jan	Feb	Mar	Apr	May	Jun	Jul	Aug	Sep	Oct	Nov	Dec	Thru Jan	% Change	Total
<b>Total</b>	2024	701	-	-	-	-	-	-	-	-	-	-	-	701	8%	701
	2023	649	943	1,049	781	812	814	644	701	738	702	649	874	649	▲	9,356
<b>Civil</b>	2024	153	-	-	-	-	-	-	-	-	-	-	-	153	9%	153
	2023	141	188	299	204	259	181	120	171	225	167	143	215	141	▲	2,313
<b>Criminal</b>	2024	199	-	-	-	-	-	-	-	-	-	-	-	199	-23%	199
	2023	258	224	262	202	243	226	128	182	185	211	175	246	258	▼	2,542
<b>Concealed Handgun Permits</b>	2024	8	-	-	-	-	-	-	-	-	-	-	-	8	-90%	8
	2023	84	231	113	55	24	155	89	52	78	49	98	131	84	▼	1,159
<b>Miscellaneous/ Other</b>	2024	338	-	-	-	-	-	-	-	-	-	-	-	338	107%	338
	2023	163	298	372	318	286	249	305	296	248	274	233	281	163	▲	3,323
<b>Others</b>	2024	3	-	-	-	-	-	-	-	-	-	-	-	3	0%	3
	2023	3	2	3	2	-	3	2	-	2	1	-	1	3	↔	19

Dispositions by Case Category

Case Categories		Jan	Feb	Mar	Apr	May	Jun	Jul	Aug	Sep	Oct	Nov	Dec	Thru Jan	% Change	Total
<b>Administrative Law</b>	2024	2	-	-	-	-	-	-	-	-	-	-	-	2	100%	2
	2023	1	-	-	3	1	1	2	1	1	3	2	-	1	▲	15
<b>Contested Divorce</b>	2024	10	-	-	-	-	-	-	-	-	-	-	-	10	-17%	10
	2023	12	23	22	21	32	17	14	30	12	13	22	19	12	▼	237
<b>Domestic and Family - Level 1</b>	2024	13	-	-	-	-	-	-	-	-	-	-	-	13	333%	13
	2023	3	4	10	5	6	10	8	2	14	5	2	5	3	▲	74
<b>Domestic and Family - Level 2</b>	2024	3	-	-	-	-	-	-	-	-	-	-	-	3	3	3
	2023	-	3	3	4	6	7	3	12	2	7	2	4	0	↔	53
<b>Felonies and Related Matters</b>	2024	117	-	-	-	-	-	-	-	-	-	-	-	117	-24%	117
	2023	153	133	162	96	120	141	74	95	109	115	79	149	153	▼	1,426
<b>General Civil - Level 1</b>	2024	3	-	-	-	-	-	-	-	-	-	-	-	3	-77%	3
	2023	13	4	1	3	5	1	-	1	5	2	2	2	13	▼	39
<b>General Civil - Level 2</b>	2024	94	-	-	-	-	-	-	-	-	-	-	-	94	15%	94
	2023	82	108	182	114	144	80	59	73	145	90	75	132	82	▲	1,284
<b>General Civil - Level 3</b>	2024	6	-	-	-	-	-	-	-	-	-	-	-	6	0%	6
	2023	6	3	6	7	9	6	12	11	13	7	6	8	6	↔	94
<b>Miscellaneous Civil</b>	2024	220	-	-	-	-	-	-	-	-	-	-	-	220	49%	220
	2023	148	380	325	207	151	272	269	210	215	183	216	286	148	▲	2,862
<b>Misdemeanor</b>	2024	27	-	-	-	-	-	-	-	-	-	-	-	27	-18%	27
	2023	33	36	36	21	35	27	22	36	39	23	18	33	33	▼	359
<b>Other</b>	2024	128	-	-	-	-	-	-	-	-	-	-	-	128	24%	128
	2023	103	149	165	174	161	137	127	141	112	138	118	127	103	▲	1,652
<b>Other Criminally Related Matters</b>	2024	55	-	-	-	-	-	-	-	-	-	-	-	55	-24%	55
	2023	72	55	69	87	89	63	32	51	38	76	82	65	72	▼	779
<b>Probates/Wills &amp; Trusts - Level 1</b>	2024	1	-	-	-	-	-	-	-	-	-	-	-	1	0%	1
	2023	1	3	3	2	1	2	4	1	6	2	2	2	1	↔	29
<b>Probates/Wills &amp; Trusts - Level 2</b>	2024	3	-	-	-	-	-	-	-	-	-	-	-	3	-70%	3
	2023	10	17	12	10	10	14	5	6	10	8	4	8	10	▼	114
<b>Uncontested Divorce</b>	2024	19	-	-	-	-	-	-	-	-	-	-	-	19	58%	19
	2023	12	25	53	27	42	36	13	31	17	30	19	34	12	▲	339

# PLN-CCMS-10.11 CASELOAD STATISTICS OF THE CIRCUIT COURTS

Fauquier

January 2023 -- January 2024 Dispositions


Alexandria and Fairfax Circuit are not Included in State Totals

## Dashboard

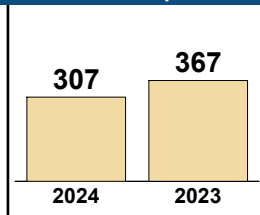
**Court:** Fauquier Circuit  
**Start/End Date:** Jan-23 / Jan-24  
**2023 Average Month:** 315  
**Jan-Jan 2023:** 367  
**Dispositions Trending:** ▼

**Circuit/Court ID:** 20 220061  
**Type of Case:** Dispositions  
**2024 Average Month:** 307  
**Jan-Jan 2024 :** 307  
**Overall AVG. Month:** 314

## Monthly Dispositions Summary



## Jan --- Jan Dispositions



## Dispositions by Division

Divisions		Jan	Feb	Mar	Apr	May	Jun	Jul	Aug	Sep	Oct	Nov	Dec	Thru Jan	% Change	Total
<b>Total</b>	2024	307	-	-	-	-	-	-	-	-	-	-	-	307	-16%	307
	2023	367	358	348	291	264	330	275	303	256	274	260	452	367	▼	3,778
<b>Civil</b>	2024	59	-	-	-	-	-	-	-	-	-	-	-	59	40%	59
	2023	42	45	34	42	48	57	48	51	43	39	34	24	42	▲	507
<b>Criminal</b>	2024	56	-	-	-	-	-	-	-	-	-	-	-	56	-30%	56
	2023	80	71	57	59	68	82	71	70	59	54	70	59	80	▼	800
<b>Concealed Handgun Permits</b>	2024	124	-	-	-	-	-	-	-	-	-	-	-	124	-29%	124
	2023	174	183	193	150	103	138	104	112	94	129	116	143	174	▼	1,639
<b>Miscellaneous/ Other</b>	2024	68	-	-	-	-	-	-	-	-	-	-	-	68	-4%	68
	2023	71	59	64	40	45	53	50	69	60	52	40	225	71	▼	828
<b>Others</b>	2024	-	-	-	-	-	-	-	-	-	-	-	-	0	0	0
	2023	-	-	-	-	-	-	2	1	-	-	-	1	0	↔	4

## Dispositions by Case Category

Case Categories		Jan	Feb	Mar	Apr	May	Jun	Jul	Aug	Sep	Oct	Nov	Dec	Thru Jan	% Change	Total
<b>Administrative Law</b>	2024	-	-	-	-	-	-	-	-	-	-	-	-	0	0	0
	2023	-	-	-	1	-	-	2	-	-	-	-	-	0	↔	3
<b>Contested Divorce</b>	2024	4	-	-	-	-	-	-	-	-	-	-	-	4	33%	4
	2023	3	3	4	2	5	5	1	3	2	3	7	4	3	▲	42
<b>Domestic and Family - Level 1</b>	2024	6	-	-	-	-	-	-	-	-	-	-	-	6	50%	6
	2023	4	3	-	11	11	16	7	2	14	5	1	3	4	▲	77
<b>Domestic and Family - Level 2</b>	2024	7	-	-	-	-	-	-	-	-	-	-	-	7	75%	7
	2023	4	2	1	-	-	6	2	2	3	4	1	2	4	▲	27
<b>Felonies and Related Matters</b>	2024	36	-	-	-	-	-	-	-	-	-	-	-	36	-37%	36
	2023	57	42	45	30	52	45	39	44	39	29	45	40	57	▼	507
<b>General Civil - Level 1</b>	2024	-	-	-	-	-	-	-	-	-	-	-	-	0	-100%	0
	2023	1	1	-	1	-	2	-	-	-	1	2	-	1	▼	8
<b>General Civil - Level 2</b>	2024	14	-	-	-	-	-	-	-	-	-	-	-	14	-7%	14
	2023	15	17	15	11	15	11	13	18	10	9	11	8	15	▼	153
<b>General Civil - Level 3</b>	2024	11	-	-	-	-	-	-	-	-	-	-	-	11	120%	11
	2023	5	3	4	3	4	6	9	8	5	3	8	1	5	▲	59
<b>Miscellaneous Civil</b>	2024	156	-	-	-	-	-	-	-	-	-	-	-	156	-24%	156
	2023	206	220	227	170	132	163	137	151	120	158	133	156	206	▼	1,973
<b>Misdemeanor</b>	2024	15	-	-	-	-	-	-	-	-	-	-	-	15	0%	15
	2023	15	22	7	12	8	25	17	19	13	20	15	15	15	↔	188
<b>Other</b>	2024	34	-	-	-	-	-	-	-	-	-	-	-	34	-8%	34
	2023	37	21	24	13	16	24	15	28	31	21	18	212	37	▼	460
<b>Other Criminally Related Matters</b>	2024	5	-	-	-	-	-	-	-	-	-	-	-	5	-50%	5
	2023	10	7	5	17	8	12	15	7	7	5	11	5	10	▼	109
<b>Probates/Wills &amp; Trusts - Level 1</b>	2024	3	-	-	-	-	-	-	-	-	-	-	-	3	3	3
	2023	-	1	-	-	-	-	-	-	1	-	1	-	0	↔	4
<b>Probates/Wills &amp; Trusts - Level 2</b>	2024	2	-	-	-	-	-	-	-	-	-	-	-	2	-50%	2
	2023	4	5	1	1	1	1	8	6	1	6	1	2	4	▼	37
<b>Protective Orders</b>	2024	1	-	-	-	-	-	-	-	-	-	-	-	1	0%	1
	2023	1	1	1	1	-	6	1	1	5	-	1	2	1	↔	20
<b>Uncontested Divorce</b>	2024	13	-	-	-	-	-	-	-	-	-	-	-	13	160%	13
	2023	5	10	14	18	12	8	9	13	6	9	5	2	5	▲	111

This report reflects data in the case management system. Numbers will update accordingly as reports are refreshed and posted.

# PLN-CCMS-10.11 CASELOAD STATISTICS OF THE CIRCUIT COURTS

Loudoun

January 2023 -- January 2024 Dispositions

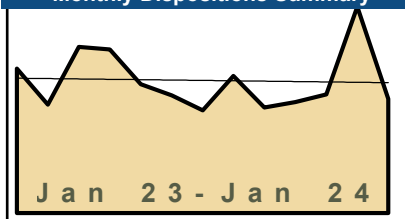
Alexandria and Fairfax Circuit are not Included in State Totals

## Dashboard

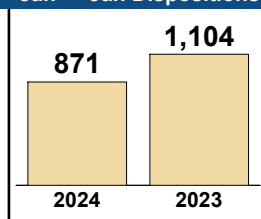
**Court:** Loudoun Circuit  
**Start/End Date:** Jan-23 / Jan-24  
**2023 Average Month:** 1,025  
**Jan-Jan 2023:** 1,104  
**Dispositions Trending:** ▼

**Circuit/Court ID:** 20 220107  
**Type of Case:** Dispositions  
**2024 Average Month:** 871  
**Jan-Jan 2024 :** 871  
**Overall AVG. Month:** 1,013

## Monthly Dispositions Summary



## Jan --- Jan Dispositions



## Dispositions by Division

Divisions		Jan	Feb	Mar	Apr	May	Jun	Jul	Aug	Sep	Oct	Nov	Dec	Thru Jan	% Change	Total
<b>Total</b>	2024	871	-	-	-	-	-	-	-	-	-	-	-	871	-21%	871
	2023	1,104	829	1,268	1,249	983	898	785	1,047	807	847	905	1,577	1,104	▼	12,299
<b>Civil</b>	2024	104	-	-	-	-	-	-	-	-	-	-	-	104	-57%	104
	2023	244	160	253	149	155	168	180	261	148	153	190	177	244	▼	2,238
<b>Criminal</b>	2024	122	-	-	-	-	-	-	-	-	-	-	-	122	-8%	122
	2023	133	104	208	131	121	149	105	139	93	117	132	126	133	▼	1,558
<b>Concealed Handgun Permits</b>	2024	271	-	-	-	-	-	-	-	-	-	-	-	271	-26%	271
	2023	367	363	429	363	259	284	216	251	233	257	277	304	367	▼	3,603
<b>Miscellaneous/ Other</b>	2024	372	-	-	-	-	-	-	-	-	-	-	-	372	3%	372
	2023	360	200	377	605	448	297	283	385	329	320	304	965	360	▲	4,873
<b>Others</b>	2024	2	-	-	-	-	-	-	-	-	-	-	-	2	2	2
	2023	-	2	1	1	-	-	-	1	11	4	-	2	0	↔	27

## Dispositions by Case Category

Case Categories		Jan	Feb	Mar	Apr	May	Jun	Jul	Aug	Sep	Oct	Nov	Dec	Thru Jan	% Change	Total
<b>Administrative Law</b>	2024	-	-	-	-	-	-	-	-	-	-	-	-	0	-100%	0
	2023	4	-	1	3	-	-	-	-	-	-	-	-	4	▼	8
<b>Capital Murder</b>	2024	-	-	-	-	-	-	-	-	-	-	-	-	0	0	0
	2023	-	-	-	2	-	-	-	-	-	-	-	-	0	↔	2
<b>Contested Divorce</b>	2024	18	-	-	-	-	-	-	-	-	-	-	-	18	-25%	18
	2023	24	19	24	25	28	21	29	20	17	22	21	26	24	▼	276
<b>Domestic and Family - Level 1</b>	2024	3	-	-	-	-	-	-	-	-	-	-	-	3	-88%	3
	2023	25	21	38	9	17	27	26	91	22	12	11	23	25	▼	322
<b>Domestic and Family - Level 2</b>	2024	3	-	-	-	-	-	-	-	-	-	-	-	3	-75%	3
	2023	12	8	11	6	17	8	12	16	9	5	24	8	12	▼	136
<b>Felonies and Related Matters</b>	2024	69	-	-	-	-	-	-	-	-	-	-	-	69	10%	69
	2023	63	53	108	43	80	61	54	87	45	47	49	36	63	▲	726
<b>General Civil - Level 1</b>	2024	1	-	-	-	-	-	-	-	-	-	-	-	1	-80%	1
	2023	5	1	7	1	4	3	-	3	1	2	2	1	5	▼	30
<b>General Civil - Level 2</b>	2024	34	-	-	-	-	-	-	-	-	-	-	-	34	-65%	34
	2023	98	49	80	40	41	40	44	60	37	40	43	51	98	▼	623
<b>General Civil - Level 3</b>	2024	9	-	-	-	-	-	-	-	-	-	-	-	9	-76%	9
	2023	37	13	18	19	18	13	8	17	17	16	21	12	37	▼	209
<b>Miscellaneous Civil</b>	2024	402	-	-	-	-	-	-	-	-	-	-	-	402	-38%	402
	2023	649	536	643	814	488	444	365	482	380	377	397	420	649	▼	5,995
<b>Misdemeanor</b>	2024	25	-	-	-	-	-	-	-	-	-	-	-	25	19%	25
	2023	21	17	39	20	18	23	26	12	25	26	26	23	21	▲	276
<b>Other</b>	2024	237	-	-	-	-	-	-	-	-	-	-	-	237	478%	237
	2023	41	16	143	134	185	122	120	145	163	180	184	835	41	▲	2,268
<b>Other Criminally Related Matters</b>	2024	30	-	-	-	-	-	-	-	-	-	-	-	30	-43%	30
	2023	53	35	62	66	23	65	25	40	23	44	58	67	53	▼	561
<b>Probates/Wills &amp; Trusts - Level 1</b>	2024	1	-	-	-	-	-	-	-	-	-	-	-	1	1	1
	2023	-	1	1	-	-	1	-	-	-	3	-	1	0	↔	7
<b>Probates/Wills &amp; Trusts - Level 2</b>	2024	6	-	-	-	-	-	-	-	-	-	-	-	6	-14%	6
	2023	7	10	14	6	10	8	14	11	3	13	10	4	7	▼	110
<b>Uncontested Divorce</b>	2024	33	-	-	-	-	-	-	-	-	-	-	-	33	-49%	33
	2023	65	50	79	61	54	62	62	63	65	60	59	70	65	▼	750

This report reflects data in the case management system. Numbers will update accordingly as reports are refreshed and posted.

# PLN-CCMS-10.11 CASELOAD STATISTICS OF THE CIRCUIT COURTS

Rappahannock

January 2023 -- January 2024 Dispositions

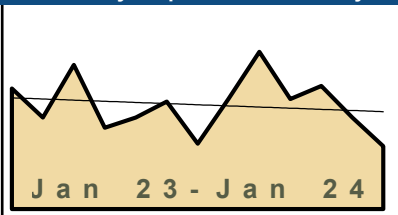
Alexandria and Fairfax Circuit are not Included in State Totals

## Dashboard

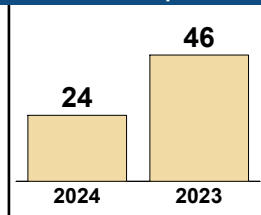
**Court:** Rappahannock Circuit  
**Start/End Date:** Jan-23 / Jan-24  
**2023 Average Month:** 41  
**Jan-Jan 2023:** 46  
**Dispositions Trending:** ▼

**Circuit/Court ID:** 20 220157  
**Type of Case:** Dispositions  
**2024 Average Month:** 24  
**Jan-Jan 2024 :** 24  
**Overall AVG. Month:** 40

## Monthly Dispositions Summary



## Jan --- Jan Dispositions



## Dispositions by Division

Divisions		Jan	Feb	Mar	Apr	May	Jun	Jul	Aug	Sep	Oct	Nov	Dec	Thru Jan	% Change	Total
<b>Total</b>	2024	24	-	-	-	-	-	-	-	-	-	-	-	24	-48%	24
	2023	46	35	55	31	35	41	25	42	60	42	47	35	46	▼	494
<b>Civil</b>	2024	2	-	-	-	-	-	-	-	-	-	-	-	2	-33%	2
	2023	3	2	4	11	2	1	7	6	11	2	2	4	3	▼	55
<b>Criminal</b>	2024	6	-	-	-	-	-	-	-	-	-	-	-	6	100%	6
	2023	3	10	14	7	7	20	7	8	22	26	29	5	3	▲	158
<b>Concealed Handgun Permits</b>	2024	10	-	-	-	-	-	-	-	-	-	-	-	10	-66%	10
	2023	29	13	30	10	10	9	1	12	23	8	10	13	29	▼	168
<b>Miscellaneous/ Other</b>	2024	6	-	-	-	-	-	-	-	-	-	-	-	6	-45%	6
	2023	11	10	7	3	16	11	10	15	4	6	6	13	11	▼	112
<b>Others</b>	2024	-	-	-	-	-	-	-	-	-	-	-	-	0	0	0
	2023	-	-	-	-	-	-	-	1	-	-	-	-	0	↔	1

## Dispositions by Case Category

Case Categories		Jan	Feb	Mar	Apr	May	Jun	Jul	Aug	Sep	Oct	Nov	Dec	Thru Jan	% Change	Total
<b>Administrative Law</b>	2024	-	-	-	-	-	-	-	-	-	-	-	-	0	0	0
	2023	-	-	1	-	-	-	-	-	-	-	-	-	0	↔	1
<b>Contested Divorce</b>	2024	-	-	-	-	-	-	-	-	-	-	-	-	0	0	0
	2023	-	1	1	-	2	-	-	1	1	-	1	2	0	↔	9
<b>Domestic and Family - Level 1</b>	2024	-	-	-	-	-	-	-	-	-	-	-	-	0	-100%	0
	2023	1	-	-	9	-	-	3	-	-	-	-	-	1	▼	13
<b>Domestic and Family - Level 2</b>	2024	-	-	-	-	-	-	-	-	-	-	-	-	0	-100%	0
	2023	1	-	-	-	-	-	-	-	-	-	-	-	1	▼	1
<b>Felonies and Related Matters</b>	2024	3	-	-	-	-	-	-	-	-	-	-	-	3	0%	3
	2023	3	6	8	5	3	15	5	4	9	19	21	3	3	↔	101
<b>General Civil - Level 2</b>	2024	2	-	-	-	-	-	-	-	-	-	-	-	2	100%	2
	2023	1	-	3	1	2	1	1	3	-	2	1	2	1	▲	17
<b>General Civil - Level 3</b>	2024	-	-	-	-	-	-	-	-	-	-	-	-	0	-100%	0
	2023	2	1	1	1	1	1	3	2	10	-	-	1	2	▼	23
<b>Miscellaneous Civil</b>	2024	15	-	-	-	-	-	-	-	-	-	-	-	15	-53%	15
	2023	32	17	31	11	13	11	2	17	25	8	14	13	32	▼	194
<b>Misdemeanor</b>	2024	2	-	-	-	-	-	-	-	-	-	-	-	2	2	2
	2023	-	3	6	2	4	5	2	3	11	4	5	2	0	↔	47
<b>Other</b>	2024	-	-	-	-	-	-	-	-	-	-	-	-	0	-100%	0
	2023	6	5	4	1	9	8	7	7	2	5	1	12	6	▼	67
<b>Other Criminally Related Matters</b>	2024	1	-	-	-	-	-	-	-	-	-	-	-	1	1	1
	2023	-	1	-	-	-	-	-	1	2	3	3	-	0	↔	10
<b>Probates/Wills &amp; Trusts - Level 2</b>	2024	-	-	-	-	-	-	-	-	-	-	-	-	0	0	0
	2023	-	-	-	-	1	-	-	1	-	1	-	-	0	↔	3
<b>Uncontested Divorce</b>	2024	1	-	-	-	-	-	-	-	-	-	-	-	1	1	1
	2023	-	1	-	1	-	-	2	3	-	-	1	-	0	↔	8

This report reflects data in the case management system. Numbers will update accordingly as reports are refreshed and posted.

# PLN-CCMS-10.11 CASELOAD STATISTICS OF THE CIRCUIT COURTS

Henry

January 2023 -- January 2024 Dispositions

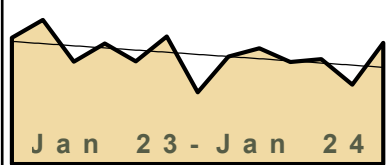
Alexandria and Fairfax Circuit are not Included in State Totals

## Dashboard

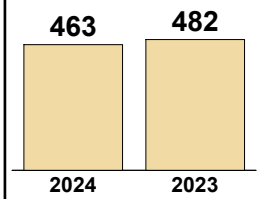
**Court:** Henry Circuit  
**Start/End Date:** Jan-23 / Jan-24  
**2023 Average Month:** 415  
**Jan-Jan 2023:** 482  
**Dispositions Trending:** ▼

**Circuit/Court ID:** 21 221089  
**Type of Case:** Dispositions  
**2024 Average Month:** 463  
**Jan-Jan 2024 :** 463  
**Overall AVG. Month:** 419

## Monthly Dispositions Summary



## Jan --- Jan Dispositions



## Dispositions by Division

Divisions		Jan	Feb	Mar	Apr	May	Jun	Jul	Aug	Sep	Oct	Nov	Dec	Thru Jan	% Change	Total
<b>Total</b>	2024	463												463	-4%	463
	2023	482	550	391	460	392	487	274	410	442	390	401	303	482	▼	4,982
<b>Civil</b>	2024	34												34	-26%	34
	2023	46	44	38	31	39	28	19	35	37	30	44	26	46	▼	417
<b>Criminal</b>	2024	249												249	3%	249
	2023	242	265	210	211	207	284	117	214	229	207	219	169	242	▲	2,574
<b>Concealed Handgun Permits</b>	2024	115												115	-13%	115
	2023	132	160	85	153	73	102	63	80	104	89	76	47	132	▼	1,164
<b>Miscellaneous/ Other</b>	2024	65												65	5%	65
	2023	62	81	58	64	73	73	75	81	72	64	62	61	62	▲	826
<b>Others</b>	2024	-												0	0	0
	2023	-			1									0	↔	1

## Dispositions by Case Category

Case Categories		Jan	Feb	Mar	Apr	May	Jun	Jul	Aug	Sep	Oct	Nov	Dec	Thru Jan	% Change	Total
<b>Administrative Law</b>	2024	-												0	0	0
	2023	-		1										0	↔	1
<b>Capital Murder</b>	2024	-												0	0	0
	2023	-						4						0	↔	4
<b>Contested Divorce</b>	2024	3												3	-50%	3
	2023	6	1	9	3	3	9	2	4	5	5	11	2	6	▼	60
<b>Domestic and Family - Level 1</b>	2024	3												3	-75%	3
	2023	12	16	7	2	8	1	2	3	11	8	1	8	12	▼	79
<b>Domestic and Family - Level 2</b>	2024	2												2	-50%	2
	2023	4	2	2	1	1	1	1	2	2	5	2	1	4	▼	24
<b>Felonies and Related Matters</b>	2024	169												169	-2%	169
	2023	173	191	152	156	134	202	71	131	153	146	155	131	173	▼	1,795
<b>General Civil - Level 2</b>	2024	8												8	300%	8
	2023	2	2	3	2	3	6	3	7	5	2	4	1	2	▲	40
<b>General Civil - Level 3</b>	2024	7												7	40%	7
	2023	5	14	4	4	5	1	2	5	5	3	11	3	5	▲	62
<b>Miscellaneous Civil</b>	2024	141												141	-5%	141
	2023	148	186	110	184	89	129	95	113	123	114	88	59	148	▼	1,438
<b>Misdemeanor</b>	2024	71												71	11%	71
	2023	64	67	55	49	59	74	34	71	67	55	47	33	64	▲	675
<b>Other</b>	2024	40												40	-15%	40
	2023	47	53	32	35	57	44	43	48	52	38	49	48	47	▼	546
<b>Other Criminally Related Matters</b>	2024	9												9	80%	9
	2023	5	7	3	6	14	8	10	12	9	6	17	6	5	▲	103
<b>Probates/Wills &amp; Trusts - Level 1</b>	2024	-												0	0	0
	2023	-		1				1		2		1		0	↔	5
<b>Probates/Wills &amp; Trusts - Level 2</b>	2024	1												1	-80%	1
	2023	5	1	3	2	1	5		1	1	2	4	5	5	▼	30
<b>Uncontested Divorce</b>	2024	9												9	-18%	9
	2023	11	10	9	16	18	7	6	13	7	6	11	6	11	▼	120

This report reflects data in the case management system. Numbers will update accordingly as reports are refreshed and posted.

# PLN-CCMS-10.11 CASELOAD STATISTICS OF THE CIRCUIT COURTS

Patrick

January 2023 -- January 2024 Dispositions


Alexandria and Fairfax Circuit are not Included in State Totals

## Dashboard

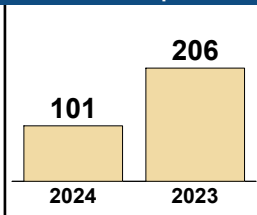
**Court:** Patrick Circuit  
**Start/End Date:** Jan-23 / Jan-24  
**2023 Average Month:** 151  
**Jan-Jan 2023:** 206  
**Dispositions Trending:** ▼

**Circuit/Court ID:** 21 221141  
**Type of Case:** Dispositions  
**2024 Average Month:** 101  
**Jan-Jan 2024 :** 101  
**Overall AVG. Month:** 147

## Monthly Dispositions Summary



## Jan --- Jan Dispositions



## Dispositions by Division

Divisions		Jan	Feb	Mar	Apr	May	Jun	Jul	Aug	Sep	Oct	Nov	Dec	Thru Jan	% Change	Total
<b>Total</b>	2024	101	-	-	-	-	-	-	-	-	-	-	-	101	-51%	101
	2023	206	147	233	99	168	211	110	131	158	112	127	109	206	▼	1,811
<b>Civil</b>	2024	2	-	-	-	-	-	-	-	-	-	-	-	2	0%	2
	2023	2	6	12	5	11	12	7	9	3	4	2	1	2	↔	74
<b>Criminal</b>	2024	42	-	-	-	-	-	-	-	-	-	-	-	42	-70%	42
	2023	141	112	93	26	112	137	69	70	110	65	91	77	141	▼	1,103
<b>Concealed Handgun Permits</b>	2024	54	-	-	-	-	-	-	-	-	-	-	-	54	-10%	54
	2023	60	25	122	64	37	52	26	49	35	28	26	27	60	▼	551
<b>Miscellaneous/ Other</b>	2024	3	-	-	-	-	-	-	-	-	-	-	-	3	0%	3
	2023	3	4	6	4	8	10	7	3	10	15	8	4	3	↔	82
<b>Others</b>	2024	-	-	-	-	-	-	-	-	-	-	-	-	0	0	0
	2023	-	-	-	-	-	-	1	-	-	-	-	-	0	↔	1

## Dispositions by Case Category

Case Categories		Jan	Feb	Mar	Apr	May	Jun	Jul	Aug	Sep	Oct	Nov	Dec	Thru Jan	% Change	Total
<b>Administrative Law</b>	2024	-	-	-	-	-	-	-	-	-	-	-	-	0	0	0
	2023	-	-	-	-	-	1	-	-	-	-	-	-	0	↔	1
<b>Contested Divorce</b>	2024	1	-	-	-	-	-	-	-	-	-	-	-	1	1	1
	2023	-	1	3	2	4	-	2	3	-	2	1	1	0	↔	19
<b>Domestic and Family - Level 1</b>	2024	-	-	-	-	-	-	-	-	-	-	-	-	0	0	0
	2023	-	-	-	-	-	2	-	1	-	-	-	-	0	↔	3
<b>Domestic and Family - Level 2</b>	2024	-	-	-	-	-	-	-	-	-	-	-	-	0	0	0
	2023	-	-	1	2	-	-	-	-	1	-	-	1	0	↔	5
<b>Felonies and Related Matters</b>	2024	35	-	-	-	-	-	-	-	-	-	-	-	35	-71%	35
	2023	122	61	68	16	69	101	47	40	88	44	62	45	122	▼	763
<b>General Civil - Level 1</b>	2024	1	-	-	-	-	-	-	-	-	-	-	-	1	1	1
	2023	-	-	-	-	-	-	-	-	-	-	-	-	0	↔	0
<b>General Civil - Level 2</b>	2024	-	-	-	-	-	-	-	-	-	-	-	-	0	0	0
	2023	-	-	1	-	-	1	2	-	1	2	-	-	0	↔	7
<b>General Civil - Level 3</b>	2024	-	-	-	-	-	-	-	-	-	-	-	-	0	-100%	0
	2023	1	2	3	-	2	6	1	-	-	2	-	-	1	▼	17
<b>Miscellaneous Civil</b>	2024	57	-	-	-	-	-	-	-	-	-	-	-	57	-10%	57
	2023	63	29	127	68	44	59	32	52	45	40	34	30	63	▼	623
<b>Misdemeanor</b>	2024	7	-	-	-	-	-	-	-	-	-	-	-	7	-63%	7
	2023	19	39	25	10	32	34	22	17	20	14	23	30	19	▼	285
<b>Other</b>	2024	-	-	-	-	-	-	-	-	-	-	-	-	0	0	0
	2023	-	-	-	-	-	-	1	-	-	-	-	-	0	↔	1
<b>Other Criminally Related Matters</b>	2024	-	-	-	-	-	-	-	-	-	-	-	-	0	0	0
	2023	-	12	-	-	12	2	-	13	2	7	6	2	0	↔	56
<b>Probates/Wills &amp; Trusts - Level 2</b>	2024	-	-	-	-	-	-	-	-	-	-	-	-	0	0	0
	2023	-	1	2	-	3	2	-	-	-	-	-	-	0	↔	8
<b>Uncontested Divorce</b>	2024	-	-	-	-	-	-	-	-	-	-	-	-	0	-100%	0
	2023	1	2	3	1	2	3	3	5	1	1	1	-	1	▼	23


This report reflects data in the case management system. Numbers will update accordingly as reports are refreshed and posted.

Dashboard

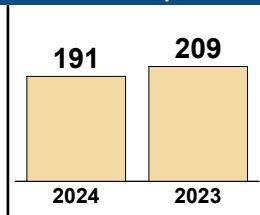
**Court:** Martinsville Circuit  
**Start/End Date:** Jan-23 / Jan-24  
**2023 Average Month:** 172  
**Jan-Jan 2023:** 209  
**Dispositions Trending:** ▼

**Circuit/Court ID:** 21 221690  
**Type of Case:** Dispositions  
**2024 Average Month:** 191  
**Jan-Jan 2024 :** 191  
**Overall AVG. Month:** 173

Monthly Dispositions Summary



Jan --- Jan Dispositions



Dispositions by Division

Divisions		Jan	Feb	Mar	Apr	May	Jun	Jul	Aug	Sep	Oct	Nov	Dec	Thru Jan	% Change	Total
<b>Total</b>	2024	191	-	-	-	-	-	-	-	-	-	-	-	191	-9%	191
	2023	209	208	244	157	140	150	173	139	171	210	149	114	209	▼	2,064
<b>Civil</b>	2024	14	-	-	-	-	-	-	-	-	-	-	-	14	0%	14
	2023	14	5	12	13	5	5	12	9	3	5	7	5	14	↔	95
<b>Criminal</b>	2024	114	-	-	-	-	-	-	-	-	-	-	-	114	-22%	114
	2023	146	165	135	119	91	113	108	82	138	155	101	84	146	▼	1,437
<b>Concealed Handgun Permits</b>	2024	5	-	-	-	-	-	-	-	-	-	-	-	5	-71%	5
	2023	17	14	33	7	13	12	15	11	11	18	10	11	17	▼	172
<b>Miscellaneous/ Other</b>	2024	58	-	-	-	-	-	-	-	-	-	-	-	58	81%	58
	2023	32	24	64	18	31	20	38	37	19	32	31	13	32	▲	359
<b>Others</b>	2024	-	-	-	-	-	-	-	-	-	-	-	-	0	0	0
	2023	-	-	-	-	-	-	-	-	-	-	-	1	0	↔	1

Dispositions by Case Category

Case Categories		Jan	Feb	Mar	Apr	May	Jun	Jul	Aug	Sep	Oct	Nov	Dec	Thru Jan	% Change	Total
<b>Administrative Law</b>	2024	-	-	-	-	-	-	-	-	-	-	-	-	0	0	0
	2023	-	-	-	-	-	1	-	-	-	-	-	1	0	↔	2
<b>Capital Murder</b>	2024	-	-	-	-	-	-	-	-	-	-	-	-	0	0	0
	2023	-	-	1	-	-	-	-	-	-	-	-	-	0	↔	1
<b>Contested Divorce</b>	2024	-	-	-	-	-	-	-	-	-	-	-	-	0	-100%	0
	2023	1	-	1	1	3	1	2	1	1	1	-	-	1	▼	12
<b>Domestic and Family - Level 1</b>	2024	2	-	-	-	-	-	-	-	-	-	-	-	2	-50%	2
	2023	4	-	-	-	-	-	1	-	-	-	-	2	4	▼	7
<b>Domestic and Family - Level 2</b>	2024	1	-	-	-	-	-	-	-	-	-	-	-	1	1	1
	2023	-	-	-	-	-	-	-	-	-	-	-	-	0	↔	0
<b>Felonies and Related Matters</b>	2024	68	-	-	-	-	-	-	-	-	-	-	-	68	-32%	68
	2023	100	103	84	86	68	78	51	45	102	113	62	63	100	▼	955
<b>General Civil - Level 1</b>	2024	-	-	-	-	-	-	-	-	-	-	-	-	0	0	0
	2023	-	-	-	-	-	1	2	-	-	-	-	-	0	↔	3
<b>General Civil - Level 2</b>	2024	3	-	-	-	-	-	-	-	-	-	-	-	3	200%	3
	2023	1	1	4	3	1	-	3	3	1	1	1	-	1	▲	19
<b>General Civil - Level 3</b>	2024	6	-	-	-	-	-	-	-	-	-	-	-	6	20%	6
	2023	5	2	5	7	10	1	1	6	-	1	3	1	5	▲	42
<b>Miscellaneous Civil</b>	2024	18	-	-	-	-	-	-	-	-	-	-	-	18	-25%	18
	2023	24	18	42	11	18	18	25	19	17	25	15	15	24	▼	247
<b>Misdemeanor</b>	2024	37	-	-	-	-	-	-	-	-	-	-	-	37	42%	37
	2023	26	35	28	25	12	27	22	23	28	31	29	11	26	▲	297
<b>Other</b>	2024	44	-	-	-	-	-	-	-	-	-	-	-	44	76%	44
	2023	25	18	54	12	17	14	26	22	13	24	26	10	25	▲	261
<b>Other Criminally Related Matters</b>	2024	9	-	-	-	-	-	-	-	-	-	-	-	9	-55%	9
	2023	20	27	22	8	11	8	35	14	8	11	10	10	20	▼	184
<b>Probates/Wills &amp; Trusts - Level 2</b>	2024	2	-	-	-	-	-	-	-	-	-	-	-	2	0%	2
	2023	2	4	-	2	-	-	-	-	2	1	2	1	2	↔	15
<b>Uncontested Divorce</b>	2024	1	-	-	-	-	-	-	-	-	-	-	-	1	0%	1
	2023	1	-	3	2	-	1	5	4	-	1	1	1	1	↔	19

**PLN-CCMS-10.11 CASELOAD STATISTICS OF THE CIRCUIT COURTS**

**Franklin County**

January 2023 -- January 2024 Dispositions


Alexandria and Fairfax Circuit are not Included in State Totals

**Dashboard**

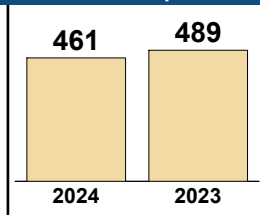
**Court:** Franklin County Circuit  
**Start/End Date:** Jan-23 / Jan-24  
**2023 Average Month:** 378  
**Jan-Jan 2023:** 489  
**Dispositions Trending:** ▼

**Circuit/Court ID:** 22 222067  
**Type of Case:** Dispositions  
**2024 Average Month:** 461  
**Jan-Jan 2024 :** 461  
**Overall AVG. Month:** 385

**Monthly Dispositions Summary**



**Jan --- Jan Dispositions**



**Dispositions by Division**

Divisions		Jan	Feb	Mar	Apr	May	Jun	Jul	Aug	Sep	Oct	Nov	Dec	Thru Jan	% Change	Total
<b>Total</b>	2024	461	-	-	-	-	-	-	-	-	-	-	-	461	-6%	461
	2023	489	431	457	347	380	373	360	384	349	361	328	280	489	▼	4,539
<b>Civil</b>	2024	53	-	-	-	-	-	-	-	-	-	-	-	53	-53%	53
	2023	112	53	64	44	32	49	62	73	44	58	17	70	112	▼	678
<b>Criminal</b>	2024	195	-	-	-	-	-	-	-	-	-	-	-	195	-20%	195
	2023	244	180	207	218	170	180	204	140	223	197	153	125	244	▼	2,241
<b>Concealed Handgun Permits</b>	2024	197	-	-	-	-	-	-	-	-	-	-	-	197	74%	197
	2023	113	178	160	71	159	124	61	140	63	79	140	63	113	▲	1,351
<b>Miscellaneous/ Other</b>	2024	16	-	-	-	-	-	-	-	-	-	-	-	16	-16%	16
	2023	19	20	26	14	18	20	33	31	18	27	18	22	19	▼	266
<b>Others</b>	2024	-	-	-	-	-	-	-	-	-	-	-	-	0	-100%	0
	2023	1	-	-	-	1	-	-	-	1	-	-	-	1	▼	3

**Dispositions by Case Category**

Case Categories		Jan	Feb	Mar	Apr	May	Jun	Jul	Aug	Sep	Oct	Nov	Dec	Thru Jan	% Change	Total
<b>Contested Divorce</b>	2024	5	-	-	-	-	-	-	-	-	-	-	-	5	25%	5
	2023	4	3	6	6	2	5	5	1	5	1	2	4	4	▲	44
<b>Domestic and Family - Level 1</b>	2024	20	-	-	-	-	-	-	-	-	-	-	-	20	-76%	20
	2023	82	16	37	18	8	18	21	32	2	17	6	33	82	▼	290
<b>Domestic and Family - Level 2</b>	2024	2	-	-	-	-	-	-	-	-	-	-	-	2	0%	2
	2023	2	5	-	-	2	6	1	6	4	1	1	4	2	↔	32
<b>Felonies and Related Matters</b>	2024	167	-	-	-	-	-	-	-	-	-	-	-	167	-14%	167
	2023	194	138	161	197	144	152	178	112	184	159	119	109	194	▼	1,847
<b>General Civil - Level 1</b>	2024	1	-	-	-	-	-	-	-	-	-	-	-	1	0%	1
	2023	1	1	-	1	-	-	-	-	-	-	-	-	1	↔	3
<b>General Civil - Level 2</b>	2024	9	-	-	-	-	-	-	-	-	-	-	-	9	350%	9
	2023	2	6	5	2	7	4	13	9	5	7	4	5	2	▲	69
<b>General Civil - Level 3</b>	2024	3	-	-	-	-	-	-	-	-	-	-	-	3	-57%	3
	2023	7	9	2	3	4	6	6	6	14	9	3	8	7	▼	77
<b>Miscellaneous Civil</b>	2024	211	-	-	-	-	-	-	-	-	-	-	-	211	64%	211
	2023	129	195	183	82	173	141	91	167	77	105	152	82	129	▲	1,577
<b>Misdemeanor</b>	2024	27	-	-	-	-	-	-	-	-	-	-	-	27	-39%	27
	2023	44	39	46	18	24	24	23	22	30	34	28	18	44	▼	350
<b>Other</b>	2024	-	-	-	-	-	-	-	-	-	-	-	-	0	-100%	0
	2023	1	2	-	-	1	-	2	2	2	5	-	-	1	▼	15
<b>Other Criminally Related Matters</b>	2024	3	-	-	-	-	-	-	-	-	-	-	-	3	-50%	3
	2023	6	3	2	3	2	4	4	6	9	4	6	3	6	▼	52
<b>Probates/Wills &amp; Trusts - Level 1</b>	2024	-	-	-	-	-	-	-	-	-	-	-	-	0	0	0
	2023	-	-	-	-	-	-	-	2	-	-	-	-	0	↔	2
<b>Probates/Wills &amp; Trusts - Level 2</b>	2024	1	-	-	-	-	-	-	-	-	-	-	-	1	-75%	1
	2023	4	5	3	5	3	3	1	4	7	5	1	1	4	▼	42
<b>Protective Orders</b>	2024	-	-	-	-	-	-	-	-	-	-	-	-	0	0	0
	2023	-	-	-	-	-	1	-	2	1	-	-	1	0	↔	5
<b>Uncontested Divorce</b>	2024	12	-	-	-	-	-	-	-	-	-	-	-	12	-8%	12
	2023	13	9	12	12	10	9	15	13	9	14	6	12	13	▼	134

This report reflects data in the case management system. Numbers will update accordingly as reports are refreshed and posted.




Dashboard

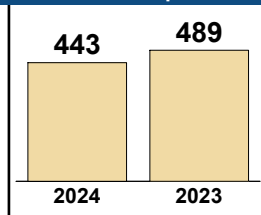
**Court:** Pittsylvania Circuit  
**Start/End Date:** Jan-23 / Jan-24  
**2023 Average Month:** 374  
**Jan-Jan 2023:** 489  
**Dispositions Trending:** ▼

**Circuit/Court ID:** 22 222143  
**Type of Case:** Dispositions  
**2024 Average Month:** 443  
**Jan-Jan 2024 :** 443  
**Overall AVG. Month:** 379

Monthly Dispositions Summary



Jan --- Jan Dispositions



Dispositions by Division

Divisions		Jan	Feb	Mar	Apr	May	Jun	Jul	Aug	Sep	Oct	Nov	Dec	Thru Jan	% Change	Total
<b>Total</b>	2024	443	-	-	-	-	-	-	-	-	-	-	-	443	-9%	443
	2023	489	291	545	347	298	308	413	400	379	421	311	284	489	▼	4,486
<b>Civil</b>	2024	46	-	-	-	-	-	-	-	-	-	-	-	46	48%	46
	2023	31	31	52	37	29	25	52	43	26	19	21	44	31	▲	410
<b>Criminal</b>	2024	81	-	-	-	-	-	-	-	-	-	-	-	81	-19%	81
	2023	100	113	145	117	102	122	121	139	165	182	116	77	100	▼	1,499
<b>Concealed Handgun Permits</b>	2024	191	-	-	-	-	-	-	-	-	-	-	-	191	-25%	191
	2023	254	70	286	122	97	112	186	131	114	164	119	104	254	▼	1,759
<b>Miscellaneous/ Other</b>	2024	97	-	-	-	-	-	-	-	-	-	-	-	97	-6%	97
	2023	103	77	62	71	69	47	54	87	74	56	55	59	103	▼	814
<b>Others</b>	2024	28	-	-	-	-	-	-	-	-	-	-	-	28	2,700%	28
	2023	1	-	-	-	1	2	-	-	-	-	-	-	1	▲	4

Dispositions by Case Category

Case Categories		Jan	Feb	Mar	Apr	May	Jun	Jul	Aug	Sep	Oct	Nov	Dec	Thru Jan	% Change	Total
<b>Administrative Law</b>	2024	-	-	-	-	-	-	-	-	-	-	-	-	0	0	0
	2023	-	-	-	-	-	1	-	-	-	-	-	-	0	↔	1
<b>Capital Murder</b>	2024	-	-	-	-	-	-	-	-	-	-	-	-	0	0	0
	2023	-	-	1	-	-	-	-	-	-	-	-	-	0	↔	1
<b>Contested Divorce</b>	2024	8	-	-	-	-	-	-	-	-	-	-	-	8	8	8
	2023	-	4	10	4	3	2	5	5	2	3	4	11	0	↔	53
<b>Domestic and Family - Level 1</b>	2024	20	-	-	-	-	-	-	-	-	-	-	-	20	100%	20
	2023	10	10	15	16	6	8	28	8	4	1	-	15	10	▲	121
<b>Domestic and Family - Level 2</b>	2024	1	-	-	-	-	-	-	-	-	-	-	-	1	0%	1
	2023	1	-	4	-	4	-	2	1	1	1	4	-	1	↔	18
<b>Felonies and Related Matters</b>	2024	69	-	-	-	-	-	-	-	-	-	-	-	69	0%	69
	2023	69	88	106	84	72	90	92	107	130	140	87	60	69	↔	1,125
<b>General Civil - Level 1</b>	2024	-	-	-	-	-	-	-	-	-	-	-	-	0	-100%	0
	2023	1	1	1	-	-	-	-	1	1	-	-	-	1	▼	5
<b>General Civil - Level 2</b>	2024	6	-	-	-	-	-	-	-	-	-	-	-	6	0%	6
	2023	6	2	3	3	4	3	1	10	3	3	2	2	6	↔	42
<b>General Civil - Level 3</b>	2024	2	-	-	-	-	-	-	-	-	-	-	-	2	-50%	2
	2023	4	2	6	4	5	4	4	7	5	4	2	8	4	▼	55
<b>Miscellaneous Civil</b>	2024	207	-	-	-	-	-	-	-	-	-	-	-	207	-26%	207
	2023	281	96	305	145	112	129	201	170	128	182	138	122	281	▼	2,009
<b>Misdemeanor</b>	2024	11	-	-	-	-	-	-	-	-	-	-	-	11	-59%	11
	2023	27	22	34	27	30	29	25	25	34	33	27	17	27	▼	330
<b>Other</b>	2024	109	-	-	-	-	-	-	-	-	-	-	-	109	51%	109
	2023	72	50	45	42	53	30	38	41	57	38	36	39	72	▲	541
<b>Other Criminally Related Matters</b>	2024	2	-	-	-	-	-	-	-	-	-	-	-	2	-50%	2
	2023	4	3	4	6	-	3	5	7	1	10	2	3	4	▼	48
<b>Probates/Wills &amp; Trusts - Level 1</b>	2024	-	-	-	-	-	-	-	-	-	-	-	-	0	0	0
	2023	-	-	-	-	-	-	-	-	-	-	-	1	0	↔	1
<b>Probates/Wills &amp; Trusts - Level 2</b>	2024	-	-	-	-	-	-	-	-	-	-	-	-	0	-100%	0
	2023	1	1	1	3	-	1	-	2	-	2	1	2	1	▼	14
<b>Uncontested Divorce</b>	2024	8	-	-	-	-	-	-	-	-	-	-	-	8	-38%	8
	2023	13	12	10	13	9	8	12	16	13	4	7	5	13	▼	122

**PLN-CCMS-10.11 CASELOAD STATISTICS OF THE CIRCUIT COURTS**

**Danville**

January 2023 -- January 2024 Dispositions

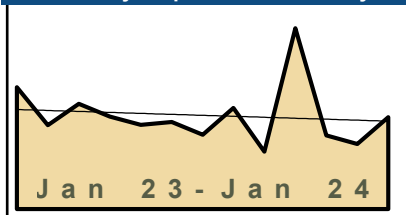
Alexandria and Fairfax Circuit are not Included in State Totals

**Dashboard**

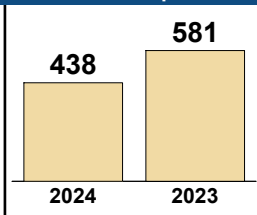
**Court:** Danville Circuit  
**Start/End Date:** Jan-23 / Jan-24  
**2023 Average Month:** 448  
**Jan-Jan 2023:** 581  
**Dispositions Trending:** ▼

**Circuit/Court ID:** 22 222590  
**Type of Case:** Dispositions  
**2024 Average Month:** 438  
**Jan-Jan 2024 :** 438  
**Overall AVG. Month:** 447

**Monthly Dispositions Summary**



**Jan --- Jan Dispositions**



**Dispositions by Division**

Divisions		Jan	Feb	Mar	Apr	May	Jun	Jul	Aug	Sep	Oct	Nov	Dec	Thru Jan	% Change	Total
<b>Total</b>	2024	438	-	-	-	-	-	-	-	-	-	-	-	438	-25%	438
	2023	581	401	502	442	402	416	354	483	274	863	351	310	581	▼	5,379
<b>Civil</b>	2024	37	-	-	-	-	-	-	-	-	-	-	-	37	6%	37
	2023	35	22	20	27	35	29	18	48	24	52	59	74	35	▲	443
<b>Criminal</b>	2024	241	-	-	-	-	-	-	-	-	-	-	-	241	-38%	241
	2023	391	227	312	298	165	271	194	259	131	583	189	89	391	▼	3,109
<b>Concealed Handgun Permits</b>	2024	44	-	-	-	-	-	-	-	-	-	-	-	44	-36%	44
	2023	69	53	86	25	88	24	49	60	48	37	31	55	69	▼	625
<b>Miscellaneous/ Other</b>	2024	116	-	-	-	-	-	-	-	-	-	-	-	116	35%	116
	2023	86	98	84	92	114	92	93	116	71	191	72	92	86	▲	1,201
<b>Others</b>	2024	-	-	-	-	-	-	-	-	-	-	-	-	0	0	0
	2023	-	1	-	-	-	-	-	-	-	-	-	-	0	↔	1

**Dispositions by Case Category**

Case Categories		Jan	Feb	Mar	Apr	May	Jun	Jul	Aug	Sep	Oct	Nov	Dec	Thru Jan	% Change	Total
<b>Administrative Law</b>	2024	-	-	-	-	-	-	-	-	-	-	-	-	0	0	0
	2023	-	-	-	-	-	-	-	-	-	1	1	1	0	↔	3
<b>Contested Divorce</b>	2024	1	-	-	-	-	-	-	-	-	-	-	-	1	-67%	1
	2023	3	3	2	3	3	4	2	7	1	5	2	6	3	▼	41
<b>Domestic and Family - Level 1</b>	2024	7	-	-	-	-	-	-	-	-	-	-	-	7	0%	7
	2023	7	3	4	6	2	4	1	8	2	2	15	15	7	↔	69
<b>Domestic and Family - Level 2</b>	2024	2	-	-	-	-	-	-	-	-	-	-	-	2	100%	2
	2023	1	-	1	-	-	1	-	-	-	16	-	11	1	▲	30
<b>Felonies and Related Matters</b>	2024	174	-	-	-	-	-	-	-	-	-	-	-	174	-33%	174
	2023	260	166	204	207	99	192	128	192	97	293	133	67	260	▼	2,038
<b>General Civil - Level 1</b>	2024	1	-	-	-	-	-	-	-	-	-	-	-	1	1	1
	2023	-	-	-	-	3	-	-	1	3	3	1	2	0	↔	13
<b>General Civil - Level 2</b>	2024	10	-	-	-	-	-	-	-	-	-	-	-	10	67%	10
	2023	6	4	5	5	4	5	5	7	8	25	8	16	6	▲	98
<b>General Civil - Level 3</b>	2024	10	-	-	-	-	-	-	-	-	-	-	-	10	150%	10
	2023	4	8	3	5	12	12	5	15	6	20	13	18	4	▲	121
<b>Miscellaneous Civil</b>	2024	65	-	-	-	-	-	-	-	-	-	-	-	65	-14%	65
	2023	76	74	97	37	99	40	75	119	55	115	38	92	76	▼	917
<b>Misdemeanor</b>	2024	63	-	-	-	-	-	-	-	-	-	-	-	63	-53%	63
	2023	134	53	96	75	58	66	55	74	29	280	60	18	134	▼	998
<b>Other</b>	2024	85	-	-	-	-	-	-	-	-	-	-	-	85	13%	85
	2023	75	76	71	76	101	71	64	50	58	77	59	43	75	▲	821
<b>Other Criminally Related Matters</b>	2024	11	-	-	-	-	-	-	-	-	-	-	-	11	0%	11
	2023	11	9	13	22	11	14	11	5	6	16	6	4	11	↔	128
<b>Probates/Wills &amp; Trusts - Level 1</b>	2024	-	-	-	-	-	-	-	-	-	-	-	-	0	0	0
	2023	-	-	-	-	1	-	-	-	-	-	-	1	0	↔	2
<b>Probates/Wills &amp; Trusts - Level 2</b>	2024	2	-	-	-	-	-	-	-	-	-	-	-	2	2	2
	2023	-	-	-	-	1	-	3	1	5	2	3	2	0	↔	17
<b>Uncontested Divorce</b>	2024	7	-	-	-	-	-	-	-	-	-	-	-	7	75%	7
	2023	4	5	6	6	8	7	5	4	4	8	12	14	4	▲	83

This report reflects data in the case management system. Numbers will update accordingly as reports are refreshed and posted.

**PLN-CCMS-10.11 CASELOAD STATISTICS OF THE CIRCUIT COURTS**

**Roanoke County**


January 2023 -- January 2024 Dispositions

Alexandria and Fairfax Circuit are not Included in State Totals

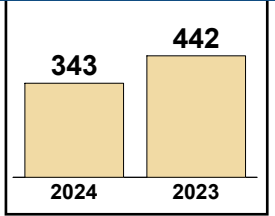
**Dashboard**

**Court:** Roanoke County Circuit **Circuit/Court ID:** 23 223161  
**Start/End Date:** Jan-23 / Jan-24 **Type of Case:** Dispositions  
**2023 Average Month:** 419 **2024 Average Month:** 343  
**Jan-Jan 2023:** 442 **Jan-Jan 2024 :** 343  
**Dispositions Trending:** ▼ **Overall AVG. Month:** 413

**Monthly Dispositions Summary**



**Jan --- Jan Dispositions**



**Dispositions by Division**

Divisions		Jan	Feb	Mar	Apr	May	Jun	Jul	Aug	Sep	Oct	Nov	Dec	Thru Jan	% Change	Total
<b>Total</b>	2024	343	-	-	-	-	-	-	-	-	-	-	-	343	-22%	343
	2023	442	454	529	439	401	367	444	454	383	379	326	412	442	▼	5,030
<b>Civil</b>	2024	43	-	-	-	-	-	-	-	-	-	-	-	43	0%	43
	2023	43	68	61	51	61	40	48	61	52	43	43	44	43	↔	615
<b>Criminal</b>	2024	145	-	-	-	-	-	-	-	-	-	-	-	145	19%	145
	2023	122	150	201	143	114	120	196	196	149	164	133	162	122	▲	1,850
<b>Concealed Handgun Permits</b>	2024	114	-	-	-	-	-	-	-	-	-	-	-	114	-51%	114
	2023	233	195	224	215	195	164	158	146	120	134	119	176	233	▼	2,079
<b>Miscellaneous/ Other</b>	2024	41	-	-	-	-	-	-	-	-	-	-	-	41	-7%	41
	2023	44	41	43	30	31	43	42	51	62	38	31	29	44	▼	485
<b>Others</b>	2024	-	-	-	-	-	-	-	-	-	-	-	-	0	0	0
	2023	-	-	-	-	-	-	-	-	-	-	-	1	0	↔	1

**Dispositions by Case Category**

Case Categories		Jan	Feb	Mar	Apr	May	Jun	Jul	Aug	Sep	Oct	Nov	Dec	Thru Jan	% Change	Total
<b>Administrative Law</b>	2024	-	-	-	-	-	-	-	-	-	-	-	-	0	0	0
	2023	-	2	-	-	-	1	2	-	1	-	-	-	0	↔	6
<b>Capital Murder</b>	2024	-	-	-	-	-	-	-	-	-	-	-	-	0	0	0
	2023	-	-	1	-	-	-	-	-	-	-	-	-	0	↔	1
<b>Contested Divorce</b>	2024	3	-	-	-	-	-	-	-	-	-	-	-	3	-40%	3
	2023	5	11	8	5	11	1	9	8	9	5	3	3	5	▼	78
<b>Domestic and Family - Level 1</b>	2024	3	-	-	-	-	-	-	-	-	-	-	-	3	200%	3
	2023	1	8	5	5	9	9	8	10	7	13	12	6	1	▲	93
<b>Domestic and Family - Level 2</b>	2024	2	-	-	-	-	-	-	-	-	-	-	-	2	0%	2
	2023	2	2	5	2	1	2	3	3	1	4	3	1	2	↔	29
<b>Felonies and Related Matters</b>	2024	111	-	-	-	-	-	-	-	-	-	-	-	111	31%	111
	2023	85	128	161	113	96	91	156	157	108	128	110	128	85	▲	1,461
<b>General Civil - Level 1</b>	2024	2	-	-	-	-	-	-	-	-	-	-	-	2	100%	2
	2023	1	-	-	1	-	-	-	-	-	1	1	-	1	▲	4
<b>General Civil - Level 2</b>	2024	9	-	-	-	-	-	-	-	-	-	-	-	9	-36%	9
	2023	14	8	12	11	12	11	5	10	12	4	12	8	14	▼	119
<b>General Civil - Level 3</b>	2024	5	-	-	-	-	-	-	-	-	-	-	-	5	67%	5
	2023	3	10	4	7	5	5	7	12	3	3	3	11	3	▲	73
<b>Miscellaneous Civil</b>	2024	156	-	-	-	-	-	-	-	-	-	-	-	156	-43%	156
	2023	274	233	266	245	222	202	197	195	181	170	148	202	274	▼	2,535
<b>Misdemeanor</b>	2024	22	-	-	-	-	-	-	-	-	-	-	-	22	-8%	22
	2023	24	17	29	23	11	22	37	32	27	31	15	23	24	▼	291
<b>Other</b>	2024	-	-	-	-	-	-	-	-	-	-	-	-	0	0	0
	2023	-	1	2	-	1	1	-	-	5	-	-	2	0	↔	12
<b>Other Criminally Related Matters</b>	2024	12	-	-	-	-	-	-	-	-	-	-	-	12	-8%	12
	2023	13	5	10	7	7	7	3	7	14	6	8	11	13	▼	98
<b>Probates/Wills &amp; Trusts - Level 1</b>	2024	-	-	-	-	-	-	-	-	-	-	-	-	0	-100%	0
	2023	1	1	-	-	1	1	-	-	2	-	-	-	1	▼	6
<b>Probates/Wills &amp; Trusts - Level 2</b>	2024	4	-	-	-	-	-	-	-	-	-	-	-	4	33%	4
	2023	3	7	3	3	8	2	4	2	1	3	1	2	3	▲	39
<b>Uncontested Divorce</b>	2024	14	-	-	-	-	-	-	-	-	-	-	-	14	-13%	14
	2023	16	21	23	17	17	12	13	18	12	11	10	15	16	▼	185

This report reflects data in the case management system. Numbers will update accordingly as reports are refreshed and posted.

# PLN-CCMS-10.11 CASELOAD STATISTICS OF THE CIRCUIT COURTS

Roanoke

January 2023 -- January 2024 Dispositions


Alexandria and Fairfax Circuit are not Included in State Totals

## Dashboard

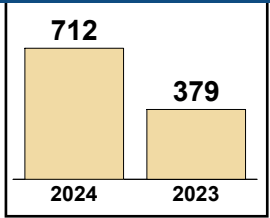
**Court:** Roanoke Circuit  
**Start/End Date:** Jan-23 / Jan-24  
**2023 Average Month:** 393  
**Jan-Jan 2023:** 379  
**Dispositions Trending:** ▲

**Circuit/Court ID:** 23 223770  
**Type of Case:** Dispositions  
**2024 Average Month:** 712  
**Jan-Jan 2024 :** 712  
**Overall AVG. Month:** 417

## Monthly Dispositions Summary



## Jan --- Jan Dispositions



## Dispositions by Division

Divisions		Jan	Feb	Mar	Apr	May	Jun	Jul	Aug	Sep	Oct	Nov	Dec	Thru Jan	% Change	Total
<b>Total</b>	2024	712												712	88%	712
	2023	379	395	441	364	543	440	351	376	377	372	313	362	379	▲	4,713
<b>Civil</b>	2024	163												163	181%	163
	2023	58	80	96	83	138	99	68	92	120	90	68	58	58	▲	1,050
<b>Criminal</b>	2024	204												204	33%	204
	2023	153	169	203	144	167	188	158	161	161	134	137	177	153	▲	1,952
<b>Concealed Handgun Permits</b>	2024	38												38	-68%	38
	2023	119	122	93	94	162	116	86	79	55	104	82	84	119	▼	1,196
<b>Miscellaneous/ Other</b>	2024	307												307	527%	307
	2023	49	24	49	43	76	36	39	44	41	44	26	42	49	▲	513
<b>Others</b>	2024	-												0	0	0
	2023	-					1						1	0	↔	2

## Dispositions by Case Category

Case Categories		Jan	Feb	Mar	Apr	May	Jun	Jul	Aug	Sep	Oct	Nov	Dec	Thru Jan	% Change	Total
<b>Administrative Law</b>	2024	3												3	3	3
	2023	-	2							1				0	↔	3
<b>Capital Murder</b>	2024	-												0	-100%	0
	2023	1		1			1	2						1	▼	5
<b>Contested Divorce</b>	2024	12												12	33%	12
	2023	9	4	8	7	11	6	10	9	10	9	9	6	9	▲	98
<b>Domestic and Family - Level 1</b>	2024	39												39	39	39
	2023	-	38	18	19	28	51	5	33	41	25	13	11	0	↔	282
<b>Domestic and Family - Level 2</b>	2024	13												13	160%	13
	2023	5	3	6	6	5	1		5	1	5	4	3	5	▲	44
<b>Felonies and Related Matters</b>	2024	165												165	53%	165
	2023	108	136	153	107	120	153	103	123	110	106	91	144	108	▲	1,454
<b>General Civil - Level 1</b>	2024	4												4	300%	4
	2023	1	3	3	1	2	5	4	3	6	4	2	2	1	▲	36
<b>General Civil - Level 2</b>	2024	36												36	300%	36
	2023	9	9	22	14	38	14	11	13	15	16	6	20	9	▲	187
<b>General Civil - Level 3</b>	2024	21												21	91%	21
	2023	11	3	8	10	19	5	7	11	8	7	2	5	11	▲	96
<b>Miscellaneous Civil</b>	2024	338												338	106%	338
	2023	164	146	140	138	227	152	124	121	100	151	109	123	164	▲	1,695
<b>Misdemeanor</b>	2024	18												18	6%	18
	2023	17	21	34	22	20	23	37	23	36	17	21	18	17	▲	289
<b>Other</b>	2024	7												7	7	7
	2023	-			1	2	1	1		2			2	0	↔	9
<b>Other Criminally Related Matters</b>	2024	21												21	-22%	21
	2023	27	12	15	16	27	12	16	15	16	11	25	15	27	▼	207
<b>Probates/Wills &amp; Trusts - Level 1</b>	2024	1												1	0%	1
	2023	1			1					1			1	1	↔	4
<b>Probates/Wills &amp; Trusts - Level 2</b>	2024	10												10	900%	10
	2023	1	2	6	7	7	5	4	1	2	1	1	2	1	▲	39
<b>Uncontested Divorce</b>	2024	24												24	-4%	24
	2023	25	16	27	15	37	11	27	19	28	20	30	10	25	▼	265

# PLN-CCMS-10.11 CASELOAD STATISTICS OF THE CIRCUIT COURTS

January 2023 -- January 2024 Dispositions


Alexandria and Fairfax Circuit are not Included in State Totals

### Dashboard

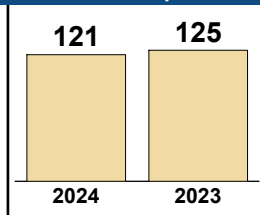
**Court:** Salem Circuit  
**Start/End Date:** Jan-23 / Jan-24  
**2023 Average Month:** 103  
**Jan-Jan 2023:** 125  
**Dispositions Trending:** ▼

**Circuit/Court ID:** 23 223775  
**Type of Case:** Dispositions  
**2024 Average Month:** 121  
**Jan-Jan 2024 :** 121  
**Overall AVG. Month:** 104

### Monthly Dispositions Summary



### Jan --- Jan Dispositions



### Dispositions by Division

Divisions		Jan	Feb	Mar	Apr	May	Jun	Jul	Aug	Sep	Oct	Nov	Dec	Thru Jan	% Change	Total
<b>Total</b>	2024	121	-	-	-	-	-	-	-	-	-	-	-	121	-3%	121
	2023	125	112	117	92	105	109	71	145	78	93	108	81	125	▼	1,236
<b>Civil</b>	2024	20	-	-	-	-	-	-	-	-	-	-	-	20	67%	20
	2023	12	15	14	8	12	12	6	17	11	8	15	12	12	▲	142
<b>Criminal</b>	2024	61	-	-	-	-	-	-	-	-	-	-	-	61	-9%	61
	2023	67	50	55	39	56	45	33	76	40	56	42	37	67	▼	596
<b>Concealed Handgun Permits</b>	2024	32	-	-	-	-	-	-	-	-	-	-	-	32	-24%	32
	2023	42	35	39	40	27	38	27	35	21	22	39	28	42	▼	393
<b>Miscellaneous/ Other</b>	2024	8	-	-	-	-	-	-	-	-	-	-	-	8	100%	8
	2023	4	12	9	5	10	14	5	17	6	7	12	4	4	▲	105

### Dispositions by Case Category

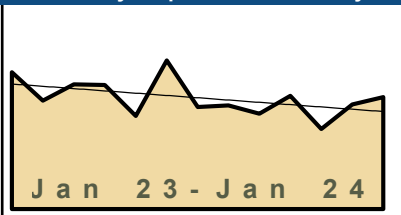
Case Categories		Jan	Feb	Mar	Apr	May	Jun	Jul	Aug	Sep	Oct	Nov	Dec	Thru Jan	% Change	Total
<b>Administrative Law</b>	2024	1	-	-	-	-	-	-	-	-	-	-	-	1	1	1
	2023	-	-	-	-	-	-	-	-	-	-	-	-	0	↔	0
<b>Contested Divorce</b>	2024	2	-	-	-	-	-	-	-	-	-	-	-	2	100%	2
	2023	1	6	2	2	1	2	2	3	1	-	1	4	1	▲	25
<b>Domestic and Family - Level 1</b>	2024	3	-	-	-	-	-	-	-	-	-	-	-	3	-25%	3
	2023	4	1	2	-	5	2	2	3	4	2	4	5	4	▼	34
<b>Domestic and Family - Level 2</b>	2024	1	-	-	-	-	-	-	-	-	-	-	-	1	-50%	1
	2023	2	1	1	-	1	-	-	3	-	1	1	-	2	▼	10
<b>Felonies and Related Matters</b>	2024	47	-	-	-	-	-	-	-	-	-	-	-	47	-18%	47
	2023	57	38	46	28	42	35	27	52	32	51	36	30	57	▼	474
<b>General Civil - Level 1</b>	2024	-	-	-	-	-	-	-	-	-	-	-	-	0	0	0
	2023	-	-	-	-	-	-	-	1	-	1	-	-	0	↔	2
<b>General Civil - Level 2</b>	2024	6	-	-	-	-	-	-	-	-	-	-	-	6	100%	6
	2023	3	2	3	4	4	3	1	2	2	1	3	2	3	▲	30
<b>General Civil - Level 3</b>	2024	1	-	-	-	-	-	-	-	-	-	-	-	1	1	1
	2023	-	-	1	1	-	4	-	-	1	-	2	-	0	↔	9
<b>Miscellaneous Civil</b>	2024	39	-	-	-	-	-	-	-	-	-	-	-	39	-15%	39
	2023	46	44	46	44	34	49	31	51	27	28	50	30	46	▼	480
<b>Misdemeanor</b>	2024	9	-	-	-	-	-	-	-	-	-	-	-	9	-10%	9
	2023	10	9	7	10	13	10	6	20	7	5	6	7	10	▼	110
<b>Other Criminally Related Matters</b>	2024	6	-	-	-	-	-	-	-	-	-	-	-	6	6	6
	2023	-	3	2	2	1	-	-	4	1	1	-	-	0	↔	14
<b>Probates/Wills &amp; Trusts - Level 1</b>	2024	-	-	-	-	-	-	-	-	-	-	-	-	0	0	0
	2023	-	-	-	-	-	-	-	-	-	-	-	1	0	↔	1
<b>Probates/Wills &amp; Trusts - Level 2</b>	2024	1	-	-	-	-	-	-	-	-	-	-	-	1	0%	1
	2023	1	2	1	-	1	-	-	1	2	1	2	-	1	↔	11
<b>Uncontested Divorce</b>	2024	5	-	-	-	-	-	-	-	-	-	-	-	5	400%	5
	2023	1	6	6	1	3	4	2	5	1	2	3	2	1	▲	36

Dashboard

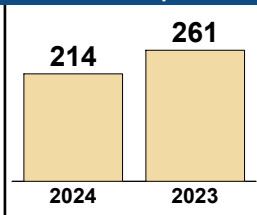
**Court:** Amherst Circuit  
**Start/End Date:** Jan-23 / Jan-24  
**2023 Average Month:** 212  
**Jan-Jan 2023:** 261  
**Dispositions Trending:** ▼

**Circuit/Court ID:** 24 224009  
**Type of Case:** Dispositions  
**2024 Average Month:** 214  
**Jan-Jan 2024 :** 214  
**Overall AVG. Month:** 213

Monthly Dispositions Summary



Jan --- Jan Dispositions



Dispositions by Division

Divisions		Jan	Feb	Mar	Apr	May	Jun	Jul	Aug	Sep	Oct	Nov	Dec	Thru Jan	% Change	Total
<b>Total</b>	2024	214	-	-	-	-	-	-	-	-	-	-	-	214	-18%	214
	2023	261	207	238	237	178	284	195	198	182	216	153	200	261	▼	2,549
<b>Civil</b>	2024	9	-	-	-	-	-	-	-	-	-	-	-	9	13%	9
	2023	8	5	34	10	15	47	8	9	10	14	16	11	8	▲	187
<b>Criminal</b>	2024	65	-	-	-	-	-	-	-	-	-	-	-	65	-22%	65
	2023	83	64	79	66	62	97	59	56	59	89	20	91	83	▼	825
<b>Concealed Handgun Permits</b>	2024	79	-	-	-	-	-	-	-	-	-	-	-	79	-23%	79
	2023	102	78	66	126	36	80	71	58	63	69	84	46	102	▼	879
<b>Miscellaneous/ Other</b>	2024	61	-	-	-	-	-	-	-	-	-	-	-	61	-10%	61
	2023	68	59	59	35	65	59	57	75	50	44	33	52	68	▼	656
<b>Others</b>	2024	-	-	-	-	-	-	-	-	-	-	-	-	0	0	0
	2023	-	1	-	-	-	1	-	-	-	-	-	-	0	↔	2

Dispositions by Case Category

Case Categories		Jan	Feb	Mar	Apr	May	Jun	Jul	Aug	Sep	Oct	Nov	Dec	Thru Jan	% Change	Total
<b>Administrative Law</b>	2024	-	-	-	-	-	-	-	-	-	-	-	-	0	0	0
	2023	-	-	-	-	-	-	-	-	-	1	-	1	0	↔	2
<b>Capital Murder</b>	2024	-	-	-	-	-	-	-	-	-	-	-	-	0	0	0
	2023	-	-	-	-	-	-	-	-	-	1	-	-	0	↔	1
<b>Contested Divorce</b>	2024	-	-	-	-	-	-	-	-	-	-	-	-	0	-100%	0
	2023	2	-	2	2	-	1	2	-	-	-	2	2	2	▼	13
<b>Domestic and Family - Level 1</b>	2024	1	-	-	-	-	-	-	-	-	-	-	-	1	1	1
	2023	-	-	28	-	7	17	-	-	1	6	2	5	0	↔	66
<b>Domestic and Family - Level 2</b>	2024	-	-	-	-	-	-	-	-	-	-	-	-	0	0	0
	2023	-	-	1	1	1	2	1	1	1	1	2	1	0	↔	12
<b>Felonies and Related Matters</b>	2024	46	-	-	-	-	-	-	-	-	-	-	-	46	-8%	46
	2023	50	50	39	40	37	61	41	23	39	33	16	52	50	▼	481
<b>General Civil - Level 2</b>	2024	-	-	-	-	-	-	-	-	-	-	-	-	0	-100%	0
	2023	3	4	1	1	-	3	4	2	4	1	4	-	3	▼	27
<b>General Civil - Level 3</b>	2024	2	-	-	-	-	-	-	-	-	-	-	-	2	100%	2
	2023	1	-	-	2	2	3	1	1	2	3	1	1	1	▲	17
<b>Miscellaneous Civil</b>	2024	88	-	-	-	-	-	-	-	-	-	-	-	88	-18%	88
	2023	107	91	77	130	43	88	82	66	71	82	88	52	107	▼	977
<b>Misdemeanor</b>	2024	15	-	-	-	-	-	-	-	-	-	-	-	15	-25%	15
	2023	20	10	31	21	15	27	8	17	12	14	3	35	20	▼	213
<b>Other</b>	2024	51	-	-	-	-	-	-	-	-	-	-	-	51	-19%	51
	2023	63	47	47	30	57	52	45	67	42	29	29	46	63	▼	554
<b>Other Criminally Related Matters</b>	2024	4	-	-	-	-	-	-	-	-	-	-	-	4	-71%	4
	2023	14	4	9	5	10	18	10	16	8	41	1	4	14	▼	140
<b>Probates/Wills &amp; Trusts - Level 1</b>	2024	-	-	-	-	-	-	-	-	-	-	-	-	0	0	0
	2023	-	-	-	1	-	-	-	-	-	-	-	-	0	↔	1
<b>Probates/Wills &amp; Trusts - Level 2</b>	2024	2	-	-	-	-	-	-	-	-	-	-	-	2	2	2
	2023	-	-	1	-	2	1	-	1	1	-	1	-	0	↔	7
<b>Uncontested Divorce</b>	2024	5	-	-	-	-	-	-	-	-	-	-	-	5	400%	5
	2023	1	1	2	4	4	11	1	4	1	4	4	1	1	▲	38

**PLN-CCMS-10.11 CASELOAD STATISTICS OF THE CIRCUIT COURTS**

January 2023 -- January 2024 Dispositions

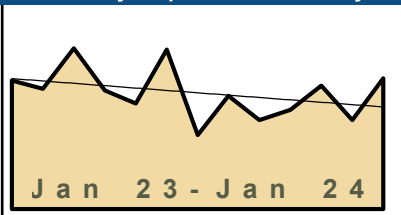
Alexandria and Fairfax Circuit are not Included in State Totals

**Dashboard**

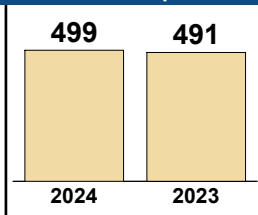
**Court:** Bedford Circuit  
**Start/End Date:** Jan-23 / Jan-24  
**2023 Average Month:** 440  
**Jan-Jan 2023:** 491  
**Dispositions Trending:** ⇌

**Circuit/Court ID:** 24 224019  
**Type of Case:** Dispositions  
**2024 Average Month:** 499  
**Jan-Jan 2024 :** 499  
**Overall AVG. Month:** 444

**Monthly Dispositions Summary**



**Jan --- Jan Dispositions**



**Dispositions by Division**

Divisions		Jan	Feb	Mar	Apr	May	Jun	Jul	Aug	Sep	Oct	Nov	Dec	Thru Jan	% Change	Total
<b>Total</b>	2024	499	-	-	-	-	-	-	-	-	-	-	-	499	2%	499
	2023	491	459	614	453	403	609	282	433	340	379	471	340	491	▲	5,274
<b>Civil</b>	2024	47	-	-	-	-	-	-	-	-	-	-	-	47	-25%	47
	2023	63	85	52	69	52	65	27	53	41	50	87	67	63	▼	711
<b>Criminal</b>	2024	128	-	-	-	-	-	-	-	-	-	-	-	128	9%	128
	2023	117	65	125	59	145	178	83	100	119	133	113	63	117	▲	1,300
<b>Concealed Handgun Permits</b>	2024	235	-	-	-	-	-	-	-	-	-	-	-	235	-10%	235
	2023	262	251	359	272	134	292	110	223	124	142	221	147	262	▼	2,537
<b>Miscellaneous/ Other</b>	2024	89	-	-	-	-	-	-	-	-	-	-	-	89	82%	89
	2023	49	58	78	53	72	74	62	57	56	54	50	62	49	▲	725
<b>Others</b>	2024	-	-	-	-	-	-	-	-	-	-	-	-	0	0	0
	2023	-	-	-	-	-	-	-	-	-	-	-	1	0	↔	1

**Dispositions by Case Category**

Case Categories		Jan	Feb	Mar	Apr	May	Jun	Jul	Aug	Sep	Oct	Nov	Dec	Thru Jan	% Change	Total
<b>Administrative Law</b>	2024	-	-	-	-	-	-	-	-	-	-	-	-	0	-100%	0
	2023	1	1	-	-	-	-	-	1	-	-	-	-	1	▼	3
<b>Capital Murder</b>	2024	-	-	-	-	-	-	-	-	-	-	-	-	0	-100%	0
	2023	2	-	-	-	-	-	-	-	-	-	-	-	2	▼	2
<b>Contested Divorce</b>	2024	4	-	-	-	-	-	-	-	-	-	-	-	4	-33%	4
	2023	6	15	6	3	3	12	-	6	6	2	7	4	6	▼	70
<b>Domestic and Family - Level 1</b>	2024	15	-	-	-	-	-	-	-	-	-	-	-	15	150%	15
	2023	6	37	6	23	10	8	-	16	5	8	28	13	6	▲	160
<b>Domestic and Family - Level 2</b>	2024	4	-	-	-	-	-	-	-	-	-	-	-	4	-50%	4
	2023	8	6	6	6	4	3	4	3	5	6	8	7	8	▼	66
<b>Felonies and Related Matters</b>	2024	102	-	-	-	-	-	-	-	-	-	-	-	102	31%	102
	2023	78	52	86	42	105	100	60	81	75	103	72	51	78	▲	905
<b>General Civil - Level 1</b>	2024	-	-	-	-	-	-	-	-	-	-	-	-	0	0	0
	2023	-	-	2	1	-	-	-	-	-	1	1	-	2	↔	7
<b>General Civil - Level 2</b>	2024	7	-	-	-	-	-	-	-	-	-	-	-	7	-61%	7
	2023	18	8	2	11	8	14	6	8	4	21	6	28	18	▼	134
<b>General Civil - Level 3</b>	2024	9	-	-	-	-	-	-	-	-	-	-	-	9	350%	9
	2023	2	1	6	3	7	6	13	15	4	1	8	5	2	▲	71
<b>Miscellaneous Civil</b>	2024	279	-	-	-	-	-	-	-	-	-	-	-	279	-3%	279
	2023	288	282	403	299	162	325	142	251	157	167	246	177	288	▼	2,899
<b>Misdemeanor</b>	2024	17	-	-	-	-	-	-	-	-	-	-	-	17	-35%	17
	2023	26	13	24	8	12	18	13	13	26	17	25	8	26	▼	203
<b>Other</b>	2024	41	-	-	-	-	-	-	-	-	-	-	-	41	156%	41
	2023	16	25	36	23	42	39	28	28	21	28	23	27	16	▲	336
<b>Other Criminally Related Matters</b>	2024	9	-	-	-	-	-	-	-	-	-	-	-	9	-18%	9
	2023	11	1	17	12	31	60	10	6	18	13	18	4	11	▼	201
<b>Probates/Wills &amp; Trusts - Level 1</b>	2024	-	-	-	-	-	-	-	-	-	-	-	-	0	-100%	0
	2023	2	2	1	-	-	1	-	1	-	2	-	1	2	▼	10
<b>Probates/Wills &amp; Trusts - Level 2</b>	2024	1	-	-	-	-	-	-	-	-	-	-	-	1	-67%	1
	2023	3	2	5	3	3	9	-	2	7	4	5	2	3	▼	45
<b>Uncontested Divorce</b>	2024	11	-	-	-	-	-	-	-	-	-	-	-	11	-54%	11
	2023	24	14	14	19	16	14	6	2	11	6	25	11	24	▼	162

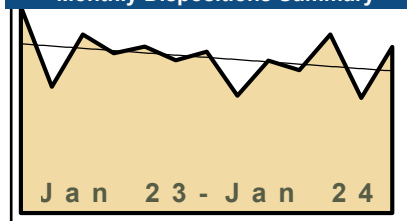
This report reflects data in the case management system. Numbers will update accordingly as reports are refreshed and posted.

Dashboard

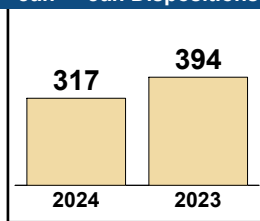
**Court:** Campbell Circuit  
**Start/End Date:** Jan-23 / Jan-24  
**2023 Average Month:** 296  
**Jan-Jan 2023:** 394  
**Dispositions Trending:** ▼

**Circuit/Court ID:** 24 224031  
**Type of Case:** Dispositions  
**2024 Average Month:** 317  
**Jan-Jan 2024 :** 317  
**Overall AVG. Month:** 297

Monthly Dispositions Summary



Jan --- Jan Dispositions



Dispositions by Division

Divisions		Jan	Feb	Mar	Apr	May	Jun	Jul	Aug	Sep	Oct	Nov	Dec	Thru Jan	% Change	Total
<b>Total</b>	2024	317	-	-	-	-	-	-	-	-	-	-	-	317	-20%	317
	2023	394	241	341	305	318	292	308	224	291	273	341	220	394	▼	3,548
<b>Civil</b>	2024	44	-	-	-	-	-	-	-	-	-	-	-	44	-8%	44
	2023	48	28	44	33	37	32	49	31	43	30	49	17	48	▼	441
<b>Criminal</b>	2024	113	-	-	-	-	-	-	-	-	-	-	-	113	7%	113
	2023	106	61	90	77	109	148	99	93	93	112	129	51	106	▲	1,168
<b>Concealed Handgun Permits</b>	2024	123	-	-	-	-	-	-	-	-	-	-	-	123	-41%	123
	2023	208	136	169	166	139	77	111	72	132	102	124	127	208	▼	1,563
<b>Miscellaneous/ Other</b>	2024	37	-	-	-	-	-	-	-	-	-	-	-	37	16%	37
	2023	32	16	38	29	33	35	49	28	23	29	39	25	32	▲	376

Dispositions by Case Category

Case Categories		Jan	Feb	Mar	Apr	May	Jun	Jul	Aug	Sep	Oct	Nov	Dec	Thru Jan	% Change	Total
<b>Administrative Law</b>	2024	-	-	-	-	-	-	-	-	-	-	-	-	0	0	0
	2023	-	-	-	-	-	-	-	-	1	-	-	-	0	↔	1
<b>Contested Divorce</b>	2024	3	-	-	-	-	-	-	-	-	-	-	-	3	200%	3
	2023	1	5	6	3	6	2	5	5	5	1	-	-	1	▲	39
<b>Domestic and Family - Level 1</b>	2024	6	-	-	-	-	-	-	-	-	-	-	-	6	-40%	6
	2023	10	8	8	3	5	5	5	3	4	1	17	5	10	▼	74
<b>Domestic and Family - Level 2</b>	2024	1	-	-	-	-	-	-	-	-	-	-	-	1	-75%	1
	2023	4	-	3	2	3	3	1	1	2	3	9	-	4	▼	31
<b>Felonies and Related Matters</b>	2024	65	-	-	-	-	-	-	-	-	-	-	-	65	38%	65
	2023	47	36	61	40	66	89	52	66	61	84	63	32	47	▲	697
<b>General Civil - Level 1</b>	2024	1	-	-	-	-	-	-	-	-	-	-	-	1	1	1
	2023	-	-	-	-	-	1	-	-	-	-	-	1	0	↔	2
<b>General Civil - Level 2</b>	2024	6	-	-	-	-	-	-	-	-	-	-	-	6	-25%	6
	2023	8	2	9	7	7	5	14	9	16	8	6	3	8	▼	94
<b>General Civil - Level 3</b>	2024	19	-	-	-	-	-	-	-	-	-	-	-	19	217%	19
	2023	6	1	12	4	3	4	25	6	6	11	10	9	6	▲	97
<b>Miscellaneous Civil</b>	2024	143	-	-	-	-	-	-	-	-	-	-	-	143	-36%	143
	2023	225	144	182	187	161	104	142	90	144	118	145	136	225	▼	1,778
<b>Misdemeanor</b>	2024	42	-	-	-	-	-	-	-	-	-	-	-	42	-22%	42
	2023	54	22	22	36	37	58	40	28	23	27	61	19	54	▼	427
<b>Other</b>	2024	8	-	-	-	-	-	-	-	-	-	-	-	8	-50%	8
	2023	16	8	16	8	10	10	7	7	9	12	6	8	16	▼	117
<b>Other Criminally Related Matters</b>	2024	7	-	-	-	-	-	-	-	-	-	-	-	7	40%	7
	2023	5	3	7	1	6	1	7	-	9	1	5	-	5	▲	45
<b>Probates/Wills &amp; Trusts - Level 1</b>	2024	-	-	-	-	-	-	-	-	-	-	-	-	0	-100%	0
	2023	2	-	-	-	1	-	-	-	1	1	-	-	2	▼	5
<b>Probates/Wills &amp; Trusts - Level 2</b>	2024	2	-	-	-	-	-	-	-	-	-	-	-	2	-60%	2
	2023	5	2	3	-	-	1	-	-	1	-	-	-	5	▼	12
<b>Uncontested Divorce</b>	2024	14	-	-	-	-	-	-	-	-	-	-	-	14	27%	14
	2023	11	10	12	14	13	9	10	9	9	6	18	8	11	▲	129

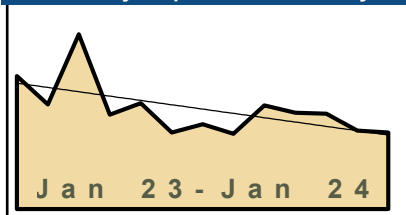


Dashboard

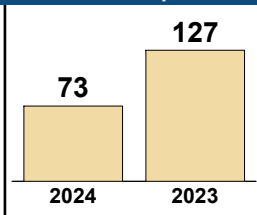
**Court:** Nelson Circuit  
**Start/End Date:** Jan-23 / Jan-24  
**2023 Average Month:** 97  
**Jan-Jan 2023:** 127  
**Dispositions Trending:** ▼

**Circuit/Court ID:** 24 224125  
**Type of Case:** Dispositions  
**2024 Average Month:** 73  
**Jan-Jan 2024 :** 73  
**Overall AVG. Month:** 95

Monthly Dispositions Summary



Jan --- Jan Dispositions



Dispositions by Division

Divisions		Jan	Feb	Mar	Apr	May	Jun	Jul	Aug	Sep	Oct	Nov	Dec	Thru Jan	% Change	Total
<b>Total</b>	2024	73	-	-	-	-	-	-	-	-	-	-	-	73	-43%	73
	2023	127	100	167	90	101	73	81	72	99	92	91	75	127	▼	1,168
<b>Civil</b>	2024	4	-	-	-	-	-	-	-	-	-	-	-	4	-20%	4
	2023	5	5	12	5	20	12	7	8	10	7	9	8	5	▼	108
<b>Criminal</b>	2024	25	-	-	-	-	-	-	-	-	-	-	-	25	-47%	25
	2023	47	58	96	50	36	41	41	36	47	66	41	26	47	▼	585
<b>Concealed Handgun Permits</b>	2024	38	-	-	-	-	-	-	-	-	-	-	-	38	-42%	38
	2023	66	29	48	26	37	12	23	17	39	15	33	37	66	▼	382
<b>Miscellaneous/ Other</b>	2024	5	-	-	-	-	-	-	-	-	-	-	-	5	-44%	5
	2023	9	8	11	9	8	8	10	11	3	4	7	4	9	▼	92
<b>Others</b>	2024	1	-	-	-	-	-	-	-	-	-	-	-	1	1	1
	2023	-	-	-	-	-	-	-	-	-	-	1	-	0	↔	1

Dispositions by Case Category

Case Categories		Jan	Feb	Mar	Apr	May	Jun	Jul	Aug	Sep	Oct	Nov	Dec	Thru Jan	% Change	Total
<b>Administrative Law</b>	2024	-	-	-	-	-	-	-	-	-	-	-	-	0	0	0
	2023	-	1	-	-	-	-	-	-	-	-	-	-	0	↔	1
<b>Contested Divorce</b>	2024	1	-	-	-	-	-	-	-	-	-	-	-	1	1	1
	2023	-	1	4	-	-	2	3	-	-	-	-	-	0	↔	10
<b>Domestic and Family - Level 1</b>	2024	-	-	-	-	-	-	-	-	-	-	-	-	0	0	0
	2023	-	-	2	2	3	1	2	-	1	2	1	2	0	↔	16
<b>Domestic and Family - Level 2</b>	2024	-	-	-	-	-	-	-	-	-	-	-	-	0	0	0
	2023	-	-	-	-	-	1	-	1	1	1	-	-	0	↔	4
<b>Felonies and Related Matters</b>	2024	14	-	-	-	-	-	-	-	-	-	-	-	14	-22%	14
	2023	18	40	66	27	23	29	29	24	16	59	19	11	18	▼	361
<b>General Civil - Level 1</b>	2024	-	-	-	-	-	-	-	-	-	-	-	-	0	0	0
	2023	-	-	-	-	1	-	-	-	-	-	-	2	0	↔	3
<b>General Civil - Level 2</b>	2024	-	-	-	-	-	-	-	-	-	-	-	-	0	0	0
	2023	-	2	3	1	5	1	-	4	1	1	5	1	0	↔	24
<b>General Civil - Level 3</b>	2024	1	-	-	-	-	-	-	-	-	-	-	-	1	-80%	1
	2023	5	1	4	1	6	3	-	3	1	1	1	3	5	▼	29
<b>Miscellaneous Civil</b>	2024	43	-	-	-	-	-	-	-	-	-	-	-	43	-42%	43
	2023	74	35	57	34	45	21	34	25	42	19	40	40	74	▼	466
<b>Misdemeanor</b>	2024	3	-	-	-	-	-	-	-	-	-	-	-	3	-89%	3
	2023	28	16	24	14	7	9	9	11	6	6	19	8	28	▼	157
<b>Other</b>	2024	1	-	-	-	-	-	-	-	-	-	-	-	1	1	1
	2023	-	-	-	-	2	-	-	-	1	1	2	-	0	↔	6
<b>Other Criminally Related Matters</b>	2024	8	-	-	-	-	-	-	-	-	-	-	-	8	700%	8
	2023	1	2	6	10	7	3	3	1	25	1	3	7	1	▲	69
<b>Probates/Wills &amp; Trusts - Level 1</b>	2024	-	-	-	-	-	-	-	-	-	-	-	-	0	-100%	0
	2023	1	-	-	-	-	-	-	-	-	-	-	-	1	▼	1
<b>Probates/Wills &amp; Trusts - Level 2</b>	2024	-	-	-	-	-	-	-	-	-	-	-	-	0	0	0
	2023	-	-	-	1	-	-	-	-	1	-	1	1	0	↔	4
<b>Uncontested Divorce</b>	2024	2	-	-	-	-	-	-	-	-	-	-	-	2	2	2
	2023	-	2	1	-	2	3	1	3	4	1	-	-	0	↔	17

# PLN-CCMS-10.11 CASELOAD STATISTICS OF THE CIRCUIT COURTS

Lynchburg

January 2023 -- January 2024 Dispositions

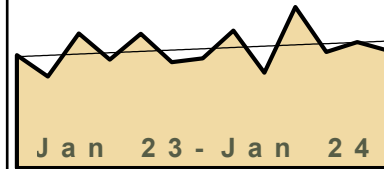
Alexandria and Fairfax Circuit are not Included in State Totals

## Dashboard

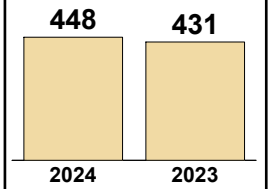
**Court:** Lynchburg Circuit  
**Start/End Date:** Jan-23 / Jan-24  
**2023 Average Month:** 456  
**Jan-Jan 2023:** 431  
**Dispositions Trending:** ▲

**Circuit/Court ID:** 24 224680  
**Type of Case:** Dispositions  
**2024 Average Month:** 448  
**Jan-Jan 2024 :** 448  
**Overall AVG. Month:** 455

## Monthly Dispositions Summary



## Jan --- Jan Dispositions



## Dispositions by Division

Divisions		Jan	Feb	Mar	Apr	May	Jun	Jul	Aug	Sep	Oct	Nov	Dec	Thru Jan	% Change	Total
<b>Total</b>	2024	448	-	-	-	-	-	-	-	-	-	-	-	448	4%	448
	2023	431	349	514	414	513	405	419	525	364	615	443	481	431	▲	5,473
<b>Civil</b>	2024	64	-	-	-	-	-	-	-	-	-	-	-	64	-4%	64
	2023	67	60	60	64	74	85	70	86	53	116	67	81	67	▼	883
<b>Criminal</b>	2024	227	-	-	-	-	-	-	-	-	-	-	-	227	18%	227
	2023	193	154	279	181	243	190	220	264	154	365	221	230	193	▲	2,694
<b>Concealed Handgun Permits</b>	2024	59	-	-	-	-	-	-	-	-	-	-	-	59	-47%	59
	2023	111	81	100	91	137	80	69	70	76	64	65	88	111	▼	1,032
<b>Miscellaneous/ Other</b>	2024	98	-	-	-	-	-	-	-	-	-	-	-	98	66%	98
	2023	59	53	75	77	59	48	60	105	81	70	90	82	59	▲	859
<b>Others</b>	2024	-	-	-	-	-	-	-	-	-	-	-	-	0	-100%	0
	2023	1	1	-	1	-	2	-	-	-	-	-	-	1	▼	5

## Dispositions by Case Category

Case Categories		Jan	Feb	Mar	Apr	May	Jun	Jul	Aug	Sep	Oct	Nov	Dec	Thru Jan	% Change	Total
<b>Administrative Law</b>	2024	-	-	-	-	-	-	-	-	-	-	-	-	0	-100%	0
	2023	1	-	-	-	-	1	-	-	-	1	-	-	1	▼	3
<b>Contested Divorce</b>	2024	3	-	-	-	-	-	-	-	-	-	-	-	3	-63%	3
	2023	8	8	5	9	11	4	5	8	5	5	8	6	8	▼	82
<b>Domestic and Family - Level 1</b>	2024	20	-	-	-	-	-	-	-	-	-	-	-	20	400%	20
	2023	4	16	5	17	11	19	22	16	4	56	14	21	4	▲	205
<b>Domestic and Family - Level 2</b>	2024	3	-	-	-	-	-	-	-	-	-	-	-	3	200%	3
	2023	1	3	5	5	6	3	2	4	3	2	6	1	1	▲	41
<b>Felonies and Related Matters</b>	2024	142	-	-	-	-	-	-	-	-	-	-	-	142	69%	142
	2023	84	91	161	107	153	105	128	155	83	280	133	135	84	▲	1,615
<b>General Civil - Level 1</b>	2024	2	-	-	-	-	-	-	-	-	-	-	-	2	100%	2
	2023	1	1	3	-	3	-	1	1	3	3	4	1	1	▲	21
<b>General Civil - Level 2</b>	2024	10	-	-	-	-	-	-	-	-	-	-	-	10	-29%	10
	2023	14	11	16	7	12	14	12	25	17	12	17	15	14	▼	172
<b>General Civil - Level 3</b>	2024	7	-	-	-	-	-	-	-	-	-	-	-	7	-42%	7
	2023	12	6	14	11	9	12	4	11	4	3	7	12	12	▼	105
<b>Miscellaneous Civil</b>	2024	94	-	-	-	-	-	-	-	-	-	-	-	94	-31%	94
	2023	137	102	144	126	156	105	99	125	117	96	96	117	137	▼	1,420
<b>Misdemeanor</b>	2024	72	-	-	-	-	-	-	-	-	-	-	-	72	-12%	72
	2023	82	47	100	64	72	63	79	75	58	77	78	80	82	▼	875
<b>Other</b>	2024	57	-	-	-	-	-	-	-	-	-	-	-	57	78%	57
	2023	32	33	28	38	38	29	30	49	39	37	57	53	32	▲	463
<b>Other Criminally Related Matters</b>	2024	14	-	-	-	-	-	-	-	-	-	-	-	14	-52%	14
	2023	29	16	18	17	20	25	15	35	21	24	15	19	29	▼	254
<b>Probates/Wills &amp; Trusts - Level 1</b>	2024	1	-	-	-	-	-	-	-	-	-	-	-	1	1	1
	2023	-	-	-	-	-	-	-	-	-	-	-	1	0	↔	1
<b>Probates/Wills &amp; Trusts - Level 2</b>	2024	1	-	-	-	-	-	-	-	-	-	-	-	1	-89%	1
	2023	9	3	-	2	2	3	-	3	-	3	1	2	9	▼	28
<b>Uncontested Divorce</b>	2024	22	-	-	-	-	-	-	-	-	-	-	-	22	29%	22
	2023	17	12	15	11	20	22	22	18	10	16	7	18	17	▲	188

This report reflects data in the case management system. Numbers will update accordingly as reports are refreshed and posted.

# PLN-CCMS-10.11 CASELOAD STATISTICS OF THE CIRCUIT COURTS

Alleghany

January 2023 -- January 2024 Dispositions


Alexandria and Fairfax Circuit are not Included in State Totals

## Dashboard

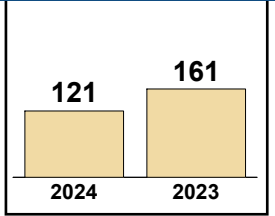
**Court:** Alleghany Circuit  
**Start/End Date:** Jan-23 / Jan-24  
**2023 Average Month:** 159  
**Jan-Jan 2023:** 161  
**Dispositions Trending:** ▼

**Circuit/Court ID:** 25 225005  
**Type of Case:** Dispositions  
**2024 Average Month:** 121  
**Jan-Jan 2024 :** 121  
**Overall AVG. Month:** 156

## Monthly Dispositions Summary



## Jan --- Jan Dispositions



## Dispositions by Division

Divisions		Jan	Feb	Mar	Apr	May	Jun	Jul	Aug	Sep	Oct	Nov	Dec	Thru Jan	% Change	Total
<b>Total</b>	2024	121	-	-	-	-	-	-	-	-	-	-	-	121	-25%	121
	2023	161	167	183	116	119	164	153	197	211	164	120	148	161	▼	1,903
<b>Civil</b>	2024	10	-	-	-	-	-	-	-	-	-	-	-	10	-33%	10
	2023	15	7	16	14	4	9	13	17	24	5	15	12	15	▼	151
<b>Criminal</b>	2024	60	-	-	-	-	-	-	-	-	-	-	-	60	-31%	60
	2023	87	79	80	44	66	109	93	130	145	109	57	85	87	▼	1,084
<b>Concealed Handgun Permits</b>	2024	40	-	-	-	-	-	-	-	-	-	-	-	40	-20%	40
	2023	50	71	78	48	35	29	36	39	37	37	33	42	50	▼	535
<b>Miscellaneous/ Other</b>	2024	11	-	-	-	-	-	-	-	-	-	-	-	11	22%	11
	2023	9	10	8	10	13	17	11	11	5	13	15	9	9	▲	131
<b>Others</b>	2024	-	-	-	-	-	-	-	-	-	-	-	-	0	0	0
	2023	-	-	1	-	1	-	-	-	-	-	-	-	0	↔	2

## Dispositions by Case Category

Case Categories		Jan	Feb	Mar	Apr	May	Jun	Jul	Aug	Sep	Oct	Nov	Dec	Thru Jan	% Change	Total
<b>Capital Murder</b>	2024	-	-	-	-	-	-	-	-	-	-	-	-	0	0	0
	2023	-	-	-	-	-	-	-	-	-	-	-	2	0	↔	2
<b>Contested Divorce</b>	2024	2	-	-	-	-	-	-	-	-	-	-	-	2	0%	2
	2023	2	-	-	2	1	1	1	4	3	-	4	1	2	↔	19
<b>Domestic and Family - Level 1</b>	2024	2	-	-	-	-	-	-	-	-	-	-	-	2	100%	2
	2023	1	-	1	1	-	-	1	-	5	1	3	1	1	▲	14
<b>Domestic and Family - Level 2</b>	2024	-	-	-	-	-	-	-	-	-	-	-	-	0	-100%	0
	2023	1	-	2	1	-	-	1	2	-	-	-	-	1	▼	7
<b>Felonies and Related Matters</b>	2024	37	-	-	-	-	-	-	-	-	-	-	-	37	-29%	37
	2023	52	52	52	37	44	84	65	103	108	77	44	56	52	▼	774
<b>General Civil - Level 1</b>	2024	-	-	-	-	-	-	-	-	-	-	-	-	0	0	0
	2023	-	-	-	1	-	-	-	-	-	1	-	-	2	↔	4
<b>General Civil - Level 2</b>	2024	1	-	-	-	-	-	-	-	-	-	-	-	1	0%	1
	2023	1	2	4	2	1	2	2	1	1	-	-	1	1	↔	17
<b>General Civil - Level 3</b>	2024	-	-	-	-	-	-	-	-	-	-	-	-	0	-100%	0
	2023	6	-	2	2	-	1	3	3	10	-	4	1	6	▼	32
<b>Miscellaneous Civil</b>	2024	51	-	-	-	-	-	-	-	-	-	-	-	51	-12%	51
	2023	58	81	86	56	46	45	44	50	42	50	45	50	58	▼	653
<b>Misdemeanor</b>	2024	21	-	-	-	-	-	-	-	-	-	-	-	21	-30%	21
	2023	30	24	22	7	21	25	27	25	34	30	13	23	30	▼	281
<b>Other</b>	2024	1	-	-	-	-	-	-	-	-	-	-	-	1	1	1
	2023	-	-	1	-	1	1	-	-	-	-	-	-	0	↔	3
<b>Other Criminally Related Matters</b>	2024	2	-	-	-	-	-	-	-	-	-	-	-	2	-60%	2
	2023	5	3	6	-	1	-	1	3	3	2	-	4	5	▼	28
<b>Probates/Wills &amp; Trusts - Level 1</b>	2024	-	-	-	-	-	-	-	-	-	-	-	-	0	0	0
	2023	-	-	-	1	-	-	-	-	-	-	-	-	0	↔	1
<b>Probates/Wills &amp; Trusts - Level 2</b>	2024	1	-	-	-	-	-	-	-	-	-	-	-	1	1	1
	2023	-	-	2	-	-	2	2	1	-	-	-	1	0	↔	8
<b>Uncontested Divorce</b>	2024	3	-	-	-	-	-	-	-	-	-	-	-	3	-40%	3
	2023	5	5	5	6	4	3	6	5	5	3	7	6	5	▼	60

This report reflects data in the case management system. Numbers will update accordingly as reports are refreshed and posted.

# PLN-CCMS-10.11 CASELOAD STATISTICS OF THE CIRCUIT COURTS

Augusta


January 2023 -- January 2024 Dispositions

Alexandria and Fairfax Circuit are not Included in State Totals

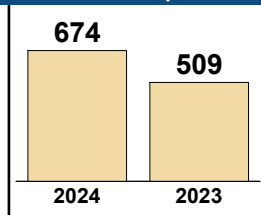
## Dashboard

**Court:** Augusta Circuit  
**Circuit/Court ID:** 25 225015  
**Start/End Date:** Jan-23 / Jan-24  
**Type of Case:** Dispositions  
**2023 Average Month:** 486  
**2024 Average Month:** 674  
**Jan-Jan 2023:** 509  
**Jan-Jan 2024 :** 674  
**Dispositions Trending:** ▲  
**Overall AVG. Month:** 501

## Monthly Dispositions Summary



## Jan --- Jan Dispositions



## Dispositions by Division

Divisions		Jan	Feb	Mar	Apr	May	Jun	Jul	Aug	Sep	Oct	Nov	Dec	Thru Jan	% Change	Total
<b>Total</b>	2024	674	-	-	-	-	-	-	-	-	-	-	-	674	32%	674
	2023	509	509	697	463	548	367	395	509	475	463	432	470	509	▲	5,837
<b>Civil</b>	2024	140	-	-	-	-	-	-	-	-	-	-	-	140	226%	140
	2023	43	27	76	38	37	56	44	82	43	81	39	78	43	▲	644
<b>Criminal</b>	2024	215	-	-	-	-	-	-	-	-	-	-	-	215	0%	215
	2023	216	167	209	184	217	124	125	218	202	176	155	161	216	▼	2,154
<b>Concealed Handgun Permits</b>	2024	167	-	-	-	-	-	-	-	-	-	-	-	167	4%	167
	2023	161	232	316	168	208	96	140	107	150	129	160	125	161	▲	1,992
<b>Miscellaneous/ Other</b>	2024	142	-	-	-	-	-	-	-	-	-	-	-	142	63%	142
	2023	87	82	94	70	85	89	86	98	80	77	74	101	87	▲	1,023
<b>Others</b>	2024	10	-	-	-	-	-	-	-	-	-	-	-	10	400%	10
	2023	2	1	2	3	1	2	-	4	-	-	4	5	2	▲	24

## Dispositions by Case Category


Case Categories		Jan	Feb	Mar	Apr	May	Jun	Jul	Aug	Sep	Oct	Nov	Dec	Thru Jan	% Change	Total
<b>Administrative Law</b>	2024	-	-	-	-	-	-	-	-	-	-	-	-	0	0	0
	2023	-	1	1	1	-	-	-	4	-	-	-	1	-	0	↔
<b>Capital Murder</b>	2024	-	-	-	-	-	-	-	-	-	-	-	-	0	0	0
	2023	-	-	-	-	-	-	-	1	1	-	-	-	0	↔	2
<b>Contested Divorce</b>	2024	4	-	-	-	-	-	-	-	-	-	-	-	4	-33%	4
	2023	6	4	9	6	8	2	8	11	6	5	6	5	6	▼	76
<b>Domestic and Family - Level 1</b>	2024	6	-	-	-	-	-	-	-	-	-	-	-	6	50%	6
	2023	4	1	1	1	-	5	4	7	3	8	2	2	4	▲	38
<b>Domestic and Family - Level 2</b>	2024	3	-	-	-	-	-	-	-	-	-	-	-	3	-25%	3
	2023	4	5	32	7	3	3	5	11	3	6	1	4	4	▼	84
<b>Felonies and Related Matters</b>	2024	130	-	-	-	-	-	-	-	-	-	-	-	130	-6%	130
	2023	138	110	160	137	130	101	85	142	125	130	108	103	138	▼	1,469
<b>General Civil - Level 1</b>	2024	-	-	-	-	-	-	-	-	-	-	-	-	0	-100%	0
	2023	2	2	-	1	1	-	-	3	1	1	-	1	2	▼	12
<b>General Civil - Level 2</b>	2024	30	-	-	-	-	-	-	-	-	-	-	-	30	400%	30
	2023	6	4	8	8	9	11	4	10	8	23	5	11	6	▲	107
<b>General Civil - Level 3</b>	2024	25	-	-	-	-	-	-	-	-	-	-	-	25	257%	25
	2023	7	3	9	4	2	13	14	16	6	12	12	15	7	▲	113
<b>Miscellaneous Civil</b>	2024	296	-	-	-	-	-	-	-	-	-	-	-	296	54%	296
	2023	192	265	359	208	251	136	167	152	199	158	197	188	192	▲	2,472
<b>Misdemeanor</b>	2024	81	-	-	-	-	-	-	-	-	-	-	-	81	16%	81
	2023	70	50	45	41	80	18	33	72	71	46	40	56	70	▲	622
<b>Other</b>	2024	82	-	-	-	-	-	-	-	-	-	-	-	82	44%	82
	2023	57	49	53	30	43	48	55	40	32	48	40	71	57	▲	566
<b>Other Criminally Related Matters</b>	2024	4	-	-	-	-	-	-	-	-	-	-	-	4	-50%	4
	2023	8	7	5	6	7	5	7	4	6	-	7	2	8	▼	64
<b>Probates/Wills &amp; Trusts - Level 1</b>	2024	-	-	-	-	-	-	-	-	-	-	-	-	0	0	0
	2023	-	-	-	-	-	-	-	2	-	1	-	-	0	↔	3
<b>Probates/Wills &amp; Trusts - Level 2</b>	2024	1	-	-	-	-	-	-	-	-	-	-	-	1	-50%	1
	2023	2	1	4	1	3	1	2	12	1	4	1	5	2	▼	37
<b>Uncontested Divorce</b>	2024	12	-	-	-	-	-	-	-	-	-	-	-	12	-8%	12
	2023	13	7	11	12	11	24	11	22	13	21	12	7	13	▼	164

This report reflects data in the case management system. Numbers will update accordingly as reports are refreshed and posted.

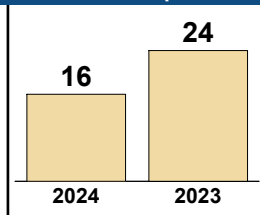
Dashboard

**Court:** Bath Circuit **Circuit/Court ID:** 25 225017  
**Start/End Date:** Jan-23 / Jan-24 **Type of Case:** Dispositions  
**2023 Average Month:** 28 **2024 Average Month:** 16  
**Jan-Jan 2023:** 24 **Jan-Jan 2024 :** 16  
**Dispositions Trending:** ▼ **Overall AVG. Month:** 27

Monthly Dispositions Summary



Jan --- Jan Dispositions



Dispositions by Division

Divisions		Jan	Feb	Mar	Apr	May	Jun	Jul	Aug	Sep	Oct	Nov	Dec	Thru Jan	% Change	Total
<b>Total</b>	2024	16	-	-	-	-	-	-	-	-	-	-	-	16	-33%	16
	2023	24	20	36	15	23	40	36	26	20	31	44	26	24	▼	341
<b>Civil</b>	2024	2	-	-	-	-	-	-	-	-	-	-	-	2	2	2
	2023	-	-	4	-	1	3	1	-	3	-	-	1	2	0	15
<b>Criminal</b>	2024	4	-	-	-	-	-	-	-	-	-	-	-	4	-20%	4
	2023	5	3	6	-	4	22	5	4	8	17	22	7	5	▼	103
<b>Concealed Handgun Permits</b>	2024	9	-	-	-	-	-	-	-	-	-	-	-	9	-47%	9
	2023	17	16	24	12	12	13	27	18	6	14	20	17	17	▼	196
<b>Miscellaneous/ Other</b>	2024	1	-	-	-	-	-	-	-	-	-	-	-	1	-50%	1
	2023	2	1	2	3	6	2	3	4	3	-	1	-	2	▼	27

Dispositions by Case Category


Case Categories		Jan	Feb	Mar	Apr	May	Jun	Jul	Aug	Sep	Oct	Nov	Dec	Thru Jan	% Change	Total
<b>Contested Divorce</b>	2024	-	-	-	-	-	-	-	-	-	-	-	-	0	0	0
	2023	-	-	-	-	-	1	1	-	-	-	1	-	0	0	3
<b>Domestic and Family - Level 1</b>	2024	-	-	-	-	-	-	-	-	-	-	-	-	0	0	0
	2023	-	-	-	-	-	-	-	-	-	-	-	2	0	0	2
<b>Domestic and Family - Level 2</b>	2024	-	-	-	-	-	-	-	-	-	-	-	-	0	0	0
	2023	-	-	-	-	-	1	-	-	-	-	-	-	0	0	1
<b>Felonies and Related Matters</b>	2024	3	-	-	-	-	-	-	-	-	-	-	-	3	-40%	3
	2023	5	3	6	-	3	21	1	1	5	15	13	6	5	▼	79
<b>General Civil - Level 1</b>	2024	-	-	-	-	-	-	-	-	-	-	-	-	0	0	0
	2023	-	-	-	-	-	-	1	-	-	-	-	-	0	0	1
<b>General Civil - Level 2</b>	2024	3	-	-	-	-	-	-	-	-	-	-	-	3	3	3
	2023	-	-	1	-	-	-	1	-	2	-	-	-	0	0	4
<b>General Civil - Level 3</b>	2024	-	-	-	-	-	-	-	-	-	-	-	-	0	0	0
	2023	-	-	2	-	1	-	-	1	1	-	1	-	0	0	6
<b>Miscellaneous Civil</b>	2024	9	-	-	-	-	-	-	-	-	-	-	-	9	-53%	9
	2023	19	17	25	14	17	14	28	20	8	14	20	17	19	▼	213
<b>Misdemeanor</b>	2024	1	-	-	-	-	-	-	-	-	-	-	-	1	1	1
	2023	-	-	-	-	-	1	4	1	2	2	8	1	0	0	19
<b>Other Criminally Related Matters</b>	2024	-	-	-	-	-	-	-	-	-	-	-	-	0	0	0
	2023	-	-	-	-	1	-	-	2	1	-	1	-	0	0	5
<b>Probates/Wills &amp; Trusts - Level 2</b>	2024	-	-	-	1	-	-	-	-	-	-	-	-	0	0	0
	2023	-	-	-	-	-	-	-	1	1	-	-	-	0	0	3
<b>Uncontested Divorce</b>	2024	-	-	-	-	-	-	-	-	-	-	-	-	0	0	0
	2023	-	-	2	-	1	2	-	-	-	-	-	-	0	0	5

Dashboard

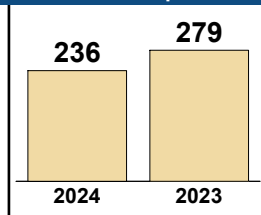
**Court:** Botetourt Circuit  
**Start/End Date:** Jan-23 / Jan-24  
**2023 Average Month:** 214  
**Jan-Jan 2023:** 279  
**Dispositions Trending:** ▼

**Circuit/Court ID:** 25 225023  
**Type of Case:** Dispositions  
**2024 Average Month:** 236  
**Jan-Jan 2024 :** 236  
**Overall AVG. Month:** 216

Monthly Dispositions Summary



Jan --- Jan Dispositions



Dispositions by Division

Divisions		Jan	Feb	Mar	Apr	May	Jun	Jul	Aug	Sep	Oct	Nov	Dec	Thru Jan	% Change	Total
<b>Total</b>	2024	236	-	-	-	-	-	-	-	-	-	-	-	236	-15%	236
	2023	279	198	233	281	249	197	156	244	184	162	195	191	279	▼	2,569
<b>Civil</b>	2024	27	-	-	-	-	-	-	-	-	-	-	-	27	-4%	27
	2023	28	8	13	19	9	24	13	21	13	11	15	12	28	▼	186
<b>Criminal</b>	2024	86	-	-	-	-	-	-	-	-	-	-	-	86	-28%	86
	2023	120	78	97	130	144	74	54	103	84	79	64	84	120	▼	1,111
<b>Concealed Handgun Permits</b>	2024	104	-	-	-	-	-	-	-	-	-	-	-	104	6%	104
	2023	98	80	92	103	80	74	74	88	68	53	99	74	98	▲	983
<b>Miscellaneous/ Other</b>	2024	19	-	-	-	-	-	-	-	-	-	-	-	19	-42%	19
	2023	33	32	31	29	16	25	15	32	19	19	17	21	33	▼	289

Dispositions by Case Category

Case Categories		Jan	Feb	Mar	Apr	May	Jun	Jul	Aug	Sep	Oct	Nov	Dec	Thru Jan	% Change	Total
<b>Administrative Law</b>	2024	1	-	-	-	-	-	-	-	-	-	-	-	1	1	1
	2023	-	-	-	-	-	-	-	-	-	1	-	1	0	↔	2
<b>Capital Murder</b>	2024	-	-	-	-	-	-	-	-	-	-	-	-	0	0	0
	2023	-	-	-	-	-	-	-	-	-	-	-	1	0	↔	1
<b>Contested Divorce</b>	2024	2	-	-	-	-	-	-	-	-	-	-	-	2	0%	2
	2023	2	1	2	4	-	2	2	2	1	-	2	-	2	↔	18
<b>Domestic and Family - Level 1</b>	2024	6	-	-	-	-	-	-	-	-	-	-	-	6	-14%	6
	2023	7	3	2	4	-	12	6	2	-	2	6	4	7	▼	48
<b>Domestic and Family - Level 2</b>	2024	2	-	-	-	-	-	-	-	-	-	-	-	2	100%	2
	2023	1	-	1	2	2	-	-	1	-	-	2	-	1	▲	9
<b>Felonies and Related Matters</b>	2024	67	-	-	-	-	-	-	-	-	-	-	-	67	-32%	67
	2023	99	58	85	91	133	51	43	69	71	54	41	60	99	▼	855
<b>General Civil - Level 1</b>	2024	-	-	-	-	-	-	-	-	-	-	-	-	0	0	0
	2023	-	-	-	-	1	-	-	-	-	-	-	-	0	↔	1
<b>General Civil - Level 2</b>	2024	4	-	-	-	-	-	-	-	-	-	-	-	4	300%	4
	2023	1	2	4	6	-	5	1	7	3	3	3	1	1	▲	36
<b>General Civil - Level 3</b>	2024	4	-	-	-	-	-	-	-	-	-	-	-	4	0%	4
	2023	4	2	-	1	1	2	-	-	3	3	1	2	4	↔	19
<b>Miscellaneous Civil</b>	2024	113	-	-	-	-	-	-	-	-	-	-	-	113	-1%	113
	2023	114	95	107	123	88	88	86	100	75	58	108	86	114	▼	1,128
<b>Misdemeanor</b>	2024	16	-	-	-	-	-	-	-	-	-	-	-	16	-20%	16
	2023	20	16	11	23	10	23	8	18	9	12	21	17	20	▼	188
<b>Other</b>	2024	10	-	-	-	-	-	-	-	-	-	-	-	10	-38%	10
	2023	16	14	16	8	8	10	3	19	10	11	6	8	16	▼	129
<b>Other Criminally Related Matters</b>	2024	4	-	-	-	-	-	-	-	-	-	-	-	4	300%	4
	2023	1	4	1	16	1	-	3	16	4	13	2	6	1	▲	67
<b>Probates/Wills &amp; Trusts - Level 1</b>	2024	-	-	-	-	-	-	-	-	-	-	-	-	0	-100%	0
	2023	1	1	-	-	-	-	-	-	-	-	-	-	1	▼	2
<b>Probates/Wills &amp; Trusts - Level 2</b>	2024	-	-	-	-	-	-	-	-	-	-	-	-	0	-100%	0
	2023	2	-	-	-	-	-	-	1	-	2	-	-	2	▼	5
<b>Uncontested Divorce</b>	2024	7	-	-	-	-	-	-	-	-	-	-	-	7	-36%	7
	2023	11	2	4	3	5	4	4	9	8	3	3	5	11	▼	61


This report reflects data in the case management system. Numbers will update accordingly as reports are refreshed and posted.

Dashboard

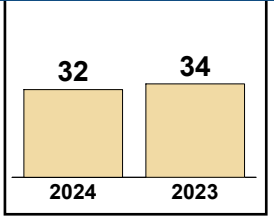
**Court:** Craig Circuit  
**Start/End Date:** Jan-23 / Jan-24  
**2023 Average Month:** 30  
**Jan-Jan 2023:** 34  
**Dispositions Trending:** ▼

**Circuit/Court ID:** 25 225045  
**Type of Case:** Dispositions  
**2024 Average Month:** 32  
**Jan-Jan 2024 :** 32  
**Overall AVG. Month:** 30

Monthly Dispositions Summary



Jan --- Jan Dispositions



Dispositions by Division

Divisions		Jan	Feb	Mar	Apr	May	Jun	Jul	Aug	Sep	Oct	Nov	Dec	Thru Jan	% Change	Total
<b>Total</b>	2024	32	-	-	-	-	-	-	-	-	-	-	-	32	-6%	32
	2023	34	41	44	23	22	43	22	21	40	35	21	15	34	▼	361
<b>Civil</b>	2024	-	-	-	-	-	-	-	-	-	-	-	-	0	-100%	0
	2023	4	1	2	3	7	6	1	3	-	1	1	3	4	▼	32
<b>Criminal</b>	2024	1	-	-	-	-	-	-	-	-	-	-	-	1	-86%	1
	2023	7	5	11	4	-	5	-	-	18	4	-	-	7	▼	54
<b>Concealed Handgun Permits</b>	2024	29	-	-	-	-	-	-	-	-	-	-	-	29	61%	29
	2023	18	34	26	16	10	24	18	16	21	28	18	12	18	▲	241
<b>Miscellaneous/ Other</b>	2024	2	-	-	-	-	-	-	-	-	-	-	-	2	-60%	2
	2023	5	1	5	-	5	8	3	2	1	2	2	-	5	▼	34

Dispositions by Case Category


Case Categories		Jan	Feb	Mar	Apr	May	Jun	Jul	Aug	Sep	Oct	Nov	Dec	Thru Jan	% Change	Total
<b>Contested Divorce</b>	2024	-	-	-	-	-	1	-	1	-	-	-	-	0	0	0
	2023	-	-	-	-	-	-	-	-	-	-	-	-	-	↔	2
<b>Domestic and Family - Level 1</b>	2024	-	-	-	-	-	-	-	-	-	-	-	-	0	0	0
	2023	-	-	-	1	7	-	-	-	-	-	-	-	0	↔	8
<b>Domestic and Family - Level 2</b>	2024	-	-	-	-	-	-	-	-	-	-	-	-	0	0	0
	2023	-	1	-	-	-	-	-	-	-	-	1	-	0	↔	2
<b>Felonies and Related Matters</b>	2024	1	-	-	-	-	-	-	-	-	-	-	-	1	-86%	1
	2023	7	3	2	3	-	4	-	-	13	2	-	-	7	▼	34
<b>General Civil - Level 1</b>	2024	-	-	-	-	-	-	-	-	-	-	-	-	0	0	0
	2023	-	-	-	1	-	1	-	-	-	-	-	-	0	↔	2
<b>General Civil - Level 2</b>	2024	-	-	-	-	-	-	-	-	-	-	-	-	0	0	0
	2023	-	-	1	-	-	-	-	1	-	1	-	-	0	↔	3
<b>General Civil - Level 3</b>	2024	-	-	-	-	-	-	-	-	-	-	-	-	0	-100%	0
	2023	2	-	1	-	-	4	1	-	-	-	-	1	2	▼	9
<b>Miscellaneous Civil</b>	2024	31	-	-	-	-	-	-	-	-	-	-	-	31	35%	31
	2023	23	35	31	16	15	32	21	18	22	30	20	12	23	▲	275
<b>Misdemeanor</b>	2024	-	-	-	-	-	-	-	-	-	-	-	-	0	0	0
	2023	-	2	8	1	-	1	-	-	5	2	-	-	0	↔	19
<b>Other Criminally Related Matters</b>	2024	-	-	-	-	-	-	-	-	-	-	-	-	0	0	0
	2023	-	-	1	-	-	-	-	-	-	-	-	-	0	↔	1
<b>Probates/Wills &amp; Trusts - Level 1</b>	2024	-	-	-	-	-	-	-	-	-	-	-	-	0	0	0
	2023	-	-	-	-	-	-	-	-	-	-	-	1	0	↔	1
<b>Uncontested Divorce</b>	2024	-	-	-	-	-	-	-	-	-	-	-	-	0	-100%	0
	2023	2	-	-	1	-	-	-	1	-	-	-	1	2	▼	5

Dashboard

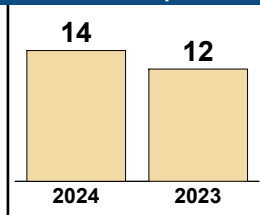
**Court:** Highland Circuit  
**Start/End Date:** Jan-23 / Jan-24  
**2023 Average Month:** 15  
**Jan-Jan 2023:** 12  
**Dispositions Trending:** ▲

**Circuit/Court ID:** 25 225091  
**Type of Case:** Dispositions  
**2024 Average Month:** 14  
**Jan-Jan 2024 :** 14  
**Overall AVG. Month:** 15

Monthly Dispositions Summary



Jan --- Jan Dispositions



Dispositions by Division

Divisions		Jan	Feb	Mar	Apr	May	Jun	Jul	Aug	Sep	Oct	Nov	Dec	Thru Jan	% Change	Total
<b>Total</b>	2024	14	-	-	-	-	-	-	-	-	-	-	-	14	17%	14
	2023	12	15	30	43	16	8	9	13	13	6	8	11	12	▲	184
<b>Civil</b>	2024	1	-	-	-	-	-	-	-	-	-	-	-	1	-50%	1
	2023	2	1	8	1	1	1	-	-	1	-	-	-	2	▼	15
<b>Criminal</b>	2024	4	-	-	-	-	-	-	-	-	-	-	-	4	4	4
	2023	-	-	1	35	2	4	5	7	5	1	7	1	0	↔	68
<b>Concealed Handgun Permits</b>	2024	9	-	-	-	-	-	-	-	-	-	-	-	9	-10%	9
	2023	10	13	21	4	13	3	4	5	6	4	-	9	10	▼	92
<b>Miscellaneous/ Other</b>	2024	-	-	-	-	-	-	-	-	-	-	-	-	0	0	0
	2023	-	1	-	3	-	-	-	1	1	1	1	1	0	↔	9

Dispositions by Case Category

Case Categories		Jan	Feb	Mar	Apr	May	Jun	Jul	Aug	Sep	Oct	Nov	Dec	Thru Jan	% Change	Total
<b>Contested Divorce</b>	2024	-	-	1	-	-	1	-	-	-	-	-	-	0	0	0
	2023	-	-	-	-	-	-	-	-	-	-	-	-	0	↔	2
<b>Domestic and Family - Level 1</b>	2024	-	-	3	1	-	-	-	-	-	-	-	-	0	0	0
	2023	-	-	-	-	-	-	-	-	-	-	-	-	0	↔	4
<b>Domestic and Family - Level 2</b>	2024	-	-	1	-	-	-	-	-	-	-	-	-	0	0	0
	2023	-	-	-	-	-	-	-	-	-	-	-	-	0	↔	1
<b>Felonies and Related Matters</b>	2024	3	-	-	-	-	-	-	-	-	-	-	-	3	3	3
	2023	-	-	1	17	2	3	4	3	4	-	5	-	0	↔	39
<b>General Civil - Level 2</b>	2024	-	-	-	-	-	-	-	-	-	-	-	-	0	-100%	0
	2023	2	-	-	-	-	-	-	-	-	-	-	-	2	▼	2
<b>General Civil - Level 3</b>	2024	-	-	-	-	-	-	-	-	-	-	-	-	0	0	0
	2023	-	1	-	-	-	-	-	-	-	-	-	-	0	↔	1
<b>Miscellaneous Civil</b>	2024	9	-	-	-	-	-	-	-	-	-	-	-	9	-10%	9
	2023	10	14	21	7	13	3	4	6	7	5	1	10	10	▼	101
<b>Misdemeanor</b>	2024	1	-	-	-	-	-	-	-	-	-	-	-	1	1	1
	2023	-	-	-	17	-	1	1	4	1	-	1	1	0	↔	26
<b>Other Criminally Related Matters</b>	2024	-	-	-	-	-	-	-	-	-	-	-	-	0	0	0
	2023	-	-	1	-	-	-	-	-	-	1	1	-	0	↔	3
<b>Probates/Wills &amp; Trusts - Level 2</b>	2024	-	-	-	-	-	-	-	-	-	-	-	-	0	0	0
	2023	-	-	1	-	-	-	-	-	1	-	-	-	0	↔	2
<b>Uncontested Divorce</b>	2024	1	-	-	-	-	-	-	-	-	-	-	-	1	1	1
	2023	-	-	2	-	1	-	-	-	-	-	-	-	0	↔	3

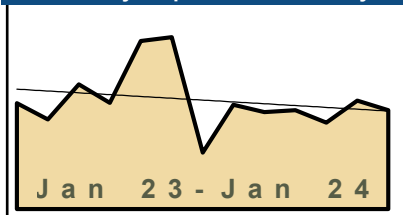


Dashboard

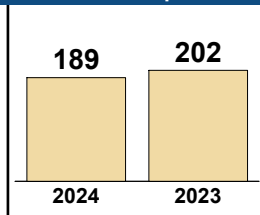
**Court:** Rockbridge Circuit  
**Start/End Date:** Jan-23 / Jan-24  
**2023 Average Month:** 210  
**Jan-Jan 2023:** 202  
**Dispositions Trending:** ▼

**Circuit/Court ID:** 25 225163  
**Type of Case:** Dispositions  
**2024 Average Month:** 189  
**Jan-Jan 2024 :** 189  
**Overall AVG. Month:** 208

Monthly Dispositions Summary



Jan --- Jan Dispositions



Dispositions by Division

Divisions		Jan	Feb	Mar	Apr	May	Jun	Jul	Aug	Sep	Oct	Nov	Dec	Thru Jan	% Change	Total
<b>Total</b>	2024	189	-	-	-	-	-	-	-	-	-	-	-	189	-6%	189
	2023	202	171	238	203	321	328	108	199	185	189	165	207	202	▼	2,516
<b>Civil</b>	2024	15	-	-	-	-	-	-	-	-	-	-	-	15	-12%	15
	2023	17	20	20	27	40	22	21	20	21	51	25	13	17	▼	297
<b>Criminal</b>	2024	115	-	-	-	-	-	-	-	-	-	-	-	115	-12%	115
	2023	130	71	135	100	220	251	42	127	120	80	103	132	130	▼	1,511
<b>Concealed Handgun Permits</b>	2024	43	-	-	-	-	-	-	-	-	-	-	-	43	-9%	43
	2023	47	69	69	63	45	40	38	48	34	40	31	53	47	▼	577
<b>Miscellaneous/ Other</b>	2024	16	-	-	-	-	-	-	-	-	-	-	-	16	100%	16
	2023	8	11	14	13	16	15	7	4	10	18	6	9	8	▲	131

Dispositions by Case Category


Case Categories		Jan	Feb	Mar	Apr	May	Jun	Jul	Aug	Sep	Oct	Nov	Dec	Thru Jan	% Change	Total
<b>Administrative Law</b>	2024	-	-	-	-	1	1	-	-	1	-	1	-	0	0	0
	2023	-	-	-	-	-	-	-	-	-	-	-	-	0	↔	4
<b>Contested Divorce</b>	2024	4	-	-	-	-	-	-	-	-	-	-	-	4	33%	4
	2023	3	3	1	2	6	2	1	1	-	3	2	2	3	▲	26
<b>Domestic and Family - Level 1</b>	2024	-	-	-	-	-	-	-	-	-	-	-	-	0	0	0
	2023	-	-	2	12	8	1	-	5	2	25	9	-	0	↔	64
<b>Domestic and Family - Level 2</b>	2024	4	-	-	-	-	-	-	-	-	-	-	-	4	33%	4
	2023	3	-	5	-	2	3	3	7	2	5	3	3	3	▲	36
<b>Felonies and Related Matters</b>	2024	76	-	-	-	-	-	-	-	-	-	-	-	76	29%	76
	2023	59	49	75	64	131	188	31	83	83	49	72	83	59	▲	967
<b>General Civil - Level 2</b>	2024	5	-	-	-	-	-	-	-	-	-	-	-	5	25%	5
	2023	4	7	1	5	7	6	3	-	3	3	5	1	4	▲	45
<b>General Civil - Level 3</b>	2024	-	-	-	-	-	-	-	-	-	-	-	-	0	0	0
	2023	-	8	3	-	8	1	3	-	6	5	1	1	0	↔	36
<b>Miscellaneous Civil</b>	2024	57	-	-	-	-	-	-	-	-	-	-	-	57	8%	57
	2023	53	76	83	76	59	51	45	51	45	56	37	61	53	▲	693
<b>Misdemeanor</b>	2024	32	-	-	-	-	-	-	-	-	-	-	-	32	-47%	32
	2023	60	21	60	28	87	57	11	41	32	18	24	40	60	▼	479
<b>Other</b>	2024	-	-	-	-	-	-	-	-	-	-	-	-	0	0	0
	2023	-	1	1	-	-	-	1	-	-	1	-	1	0	↔	5
<b>Other Criminally Related Matters</b>	2024	7	-	-	-	-	-	-	-	-	-	-	-	7	-36%	7
	2023	11	1	-	8	2	6	1	3	5	13	7	9	11	▼	66
<b>Probates/Wills &amp; Trusts - Level 1</b>	2024	-	-	-	-	-	-	-	-	-	-	-	-	0	0	0
	2023	-	1	-	-	-	-	-	-	-	-	-	-	0	↔	1
<b>Probates/Wills &amp; Trusts - Level 2</b>	2024	-	-	-	-	-	-	-	-	-	-	-	-	0	-100%	0
	2023	1	1	2	-	1	3	3	2	-	-	-	-	1	▼	13
<b>Uncontested Divorce</b>	2024	4	-	-	-	-	-	-	-	-	-	-	-	4	-50%	4
	2023	8	3	5	8	9	9	6	6	6	11	4	6	8	▼	81

Dashboard

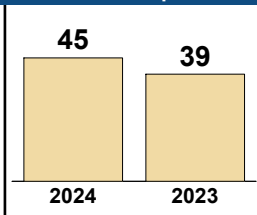
**Court:** Buena Vista Circuit  
**Start/End Date:** Jan-23 / Jan-24  
**2023 Average Month:** 50  
**Jan-Jan 2023:** 39  
**Dispositions Trending:** ▲

**Circuit/Court ID:** 25 225530  
**Type of Case:** Dispositions  
**2024 Average Month:** 45  
**Jan-Jan 2024 :** 45  
**Overall AVG. Month:** 49

Monthly Dispositions Summary



Jan --- Jan Dispositions



Dispositions by Division

Divisions		Jan	Feb	Mar	Apr	May	Jun	Jul	Aug	Sep	Oct	Nov	Dec	Thru Jan	% Change	Total
<b>Total</b>	2024	45	-	-	-	-	-	-	-	-	-	-	-	45	15%	45
	2023	39	67	43	69	22	61	67	59	19	36	50	62	39	▲	594
<b>Civil</b>	2024	4	-	-	-	-	-	-	-	-	-	-	-	4	300%	4
	2023	1	-	2	9	1	11	3	6	4	3	4	6	1	▲	50
<b>Criminal</b>	2024	22	-	-	-	-	-	-	-	-	-	-	-	22	-15%	22
	2023	26	44	30	45	21	42	54	39	10	19	33	44	26	▼	407
<b>Concealed Handgun Permits</b>	2024	16	-	-	-	-	-	-	-	-	-	-	-	16	78%	16
	2023	9	21	6	7	-	6	6	11	1	11	9	10	9	▲	97
<b>Miscellaneous/ Other</b>	2024	1	-	-	-	-	-	-	-	-	-	-	-	1	-67%	1
	2023	3	2	5	7	-	2	4	3	4	3	4	2	3	▼	39
<b>Others</b>	2024	2	-	-	-	-	-	-	-	-	-	-	-	2	2	2
	2023	-	-	-	1	-	-	-	-	-	-	-	-	0	↔	1


Dispositions by Case Category

Case Categories		Jan	Feb	Mar	Apr	May	Jun	Jul	Aug	Sep	Oct	Nov	Dec	Thru Jan	% Change	Total
<b>Contested Divorce</b>	2024	1	-	-	-	-	-	-	-	-	-	-	-	1	1	1
	2023	-	-	1	1	-	-	-	-	1	-	1	5	0	↔	9
<b>Domestic and Family - Level 1</b>	2024	1	-	-	-	-	-	-	-	-	-	-	-	1	1	1
	2023	-	-	-	1	-	6	-	2	2	1	-	-	0	↔	12
<b>Domestic and Family - Level 2</b>	2024	-	-	-	-	-	-	-	-	-	-	-	-	0	0	0
	2023	-	-	-	2	-	2	-	-	-	1	-	-	0	↔	5
<b>Felonies and Related Matters</b>	2024	11	-	-	-	-	-	-	-	-	-	-	-	11	-39%	11
	2023	18	23	25	34	18	25	50	26	5	13	24	28	18	▼	289
<b>General Civil - Level 1</b>	2024	-	-	-	-	-	-	-	-	-	-	-	-	0	0	0
	2023	-	-	-	1	-	-	-	-	-	-	-	-	0	↔	1
<b>General Civil - Level 2</b>	2024	1	-	-	-	-	-	-	-	-	-	-	-	1	1	1
	2023	-	-	1	2	-	-	-	-	-	1	1	-	0	↔	5
<b>General Civil - Level 3</b>	2024	-	-	-	-	-	-	-	-	-	-	-	-	0	0	0
	2023	-	-	1	-	-	1	-	1	-	-	-	-	0	↔	3
<b>Miscellaneous Civil</b>	2024	17	-	-	-	-	-	-	-	-	-	-	-	17	42%	17
	2023	12	23	9	13	-	8	10	14	5	13	12	12	12	▲	131
<b>Misdemeanor</b>	2024	10	-	-	-	-	-	-	-	-	-	-	-	10	100%	10
	2023	5	17	4	11	2	13	4	12	5	6	7	14	5	▲	100
<b>Other</b>	2024	2	-	-	-	-	-	-	-	-	-	-	-	2	2	2
	2023	-	-	-	1	-	-	-	-	-	-	-	-	0	↔	1
<b>Other Criminally Related Matters</b>	2024	1	-	-	-	-	-	-	-	-	-	-	-	1	-67%	1
	2023	3	4	1	-	1	4	-	1	-	-	2	2	3	▼	18
<b>Probates/Wills &amp; Trusts - Level 2</b>	2024	1	-	-	-	-	-	-	-	-	-	-	-	1	1	1
	2023	-	-	-	1	-	-	1	1	-	-	-	-	0	↔	3
<b>Protective Orders</b>	2024	-	-	-	-	-	-	-	-	-	-	-	-	0	0	0
	2023	-	-	-	-	-	1	-	-	-	-	-	-	0	↔	1
<b>Uncontested Divorce</b>	2024	-	-	-	-	-	-	-	-	-	-	-	-	0	-100%	0
	2023	1	-	1	2	1	1	2	2	1	1	3	1	1	▼	16

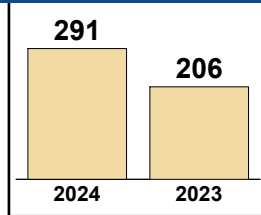
Dashboard

**Court:** Staunton Circuit  
**Circuit/Court ID:** 25 225790  
**Start/End Date:** Jan-23 / Jan-24  
**Type of Case:** Dispositions  
**2023 Average Month:** 227  
**2024 Average Month:** 291  
**Jan-Jan 2023:** 206  
**Jan-Jan 2024 :** 291  
**Dispositions Trending:** ▲  
**Overall AVG. Month:** 232

Monthly Dispositions Summary



Jan --- Jan Dispositions



Dispositions by Division

Divisions		Jan	Feb	Mar	Apr	May	Jun	Jul	Aug	Sep	Oct	Nov	Dec	Thru Jan	% Change	Total
<b>Total</b>	2024	291	-	-	-	-	-	-	-	-	-	-	-	291	41%	291
	2023	206	205	208	159	165	224	135	376	196	179	341	334	206	▲	2,728
<b>Civil</b>	2024	18	-	-	-	-	-	-	-	-	-	-	-	18	50%	18
	2023	12	11	9	19	18	6	7	41	39	15	143	56	12	▲	376
<b>Criminal</b>	2024	210	-	-	-	-	-	-	-	-	-	-	-	210	84%	210
	2023	114	146	119	68	93	157	77	251	108	113	134	205	114	▲	1,585
<b>Concealed Handgun Permits</b>	2024	25	-	-	-	-	-	-	-	-	-	-	-	25	-42%	25
	2023	43	31	30	27	26	25	13	44	22	27	21	21	43	▼	330
<b>Miscellaneous/ Other</b>	2024	38	-	-	-	-	-	-	-	-	-	-	-	38	3%	38
	2023	37	17	50	45	28	36	38	40	27	24	43	52	37	▲	437

Dispositions by Case Category

Case Categories		Jan	Feb	Mar	Apr	May	Jun	Jul	Aug	Sep	Oct	Nov	Dec	Thru Jan	% Change	Total
<b>Contested Divorce</b>	2024	3	-	-	-	-	-	-	-	-	-	-	-	3	50%	3
	2023	2	1	1	2	2	-	1	2	3	1	4	6	2	▲	25
<b>Domestic and Family - Level 1</b>	2024	4	-	-	-	-	-	-	-	-	-	-	-	4	33%	4
	2023	3	-	2	5	7	4	-	17	27	3	12	21	3	▲	101
<b>Domestic and Family - Level 2</b>	2024	3	-	-	-	-	-	-	-	-	-	-	-	3	200%	3
	2023	1	5	-	-	2	1	2	8	6	3	114	6	1	▲	148
<b>Felonies and Related Matters</b>	2024	159	-	-	-	-	-	-	-	-	-	-	-	159	96%	159
	2023	81	115	94	36	61	123	39	167	85	76	98	164	81	▲	1,139
<b>General Civil - Level 1</b>	2024	-	-	-	-	-	-	-	-	-	-	-	-	0	0	0
	2023	-	-	-	1	-	-	-	-	-	-	-	-	1	↔	2
<b>General Civil - Level 2</b>	2024	2	-	-	-	-	-	-	-	-	-	-	-	2	-50%	2
	2023	4	3	4	2	2	3	2	3	2	1	2	10	4	▼	38
<b>General Civil - Level 3</b>	2024	1	-	-	-	-	-	-	-	-	-	-	-	1	-67%	1
	2023	3	1	2	3	3	1	-	5	1	1	8	13	3	▼	41
<b>Miscellaneous Civil</b>	2024	33	-	-	-	-	-	-	-	-	-	-	-	33	-37%	33
	2023	52	38	48	44	40	36	25	60	32	38	34	37	52	▼	484
<b>Misdemeanor</b>	2024	36	-	-	-	-	-	-	-	-	-	-	-	36	64%	36
	2023	22	19	20	31	26	31	19	46	17	23	34	29	22	▲	317
<b>Other</b>	2024	28	-	-	-	-	-	-	-	-	-	-	-	28	22%	28
	2023	23	8	27	23	9	21	24	20	14	12	22	18	23	▲	221
<b>Other Criminally Related Matters</b>	2024	15	-	-	-	-	-	-	-	-	-	-	-	15	36%	15
	2023	11	12	6	7	6	3	19	38	6	15	2	12	11	▲	137
<b>Probates/Wills &amp; Trusts - Level 2</b>	2024	1	-	-	-	-	-	-	-	-	-	-	-	1	0%	1
	2023	1	-	1	1	-	1	1	1	-	1	1	6	1	↔	14
<b>Protective Orders</b>	2024	1	-	-	-	-	-	-	-	-	-	-	-	1	1	1
	2023	-	-	-	-	-	-	-	-	-	1	-	-	0	↔	1
<b>Uncontested Divorce</b>	2024	5	-	-	-	-	-	-	-	-	-	-	-	5	67%	5
	2023	3	3	3	4	7	-	3	9	3	4	10	11	3	▲	60

# PLN-CCMS-10.11 CASELOAD STATISTICS OF THE CIRCUIT COURTS

Waynesboro

January 2023 -- January 2024 Dispositions


Alexandria and Fairfax Circuit are not Included in State Totals

## Dashboard

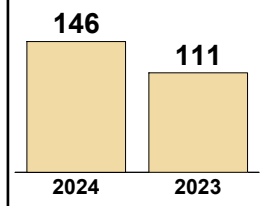
**Court:** Waynesboro Circuit  
**Start/End Date:** Jan-23 / Jan-24  
**2023 Average Month:** 137  
**Jan-Jan 2023:** 111  
**Dispositions Trending:** ▲

**Circuit/Court ID:** 25 225820  
**Type of Case:** Dispositions  
**2024 Average Month:** 146  
**Jan-Jan 2024 :** 146  
**Overall AVG. Month:** 138

## Monthly Dispositions Summary



## Jan --- Jan Dispositions



## Dispositions by Division

Divisions		Jan	Feb	Mar	Apr	May	Jun	Jul	Aug	Sep	Oct	Nov	Dec	Thru Jan	% Change	Total
<b>Total</b>	2024	146	-	-	-	-	-	-	-	-	-	-	-	146	32%	146
	2023	111	156	149	176	130	109	110	165	133	147	98	162	111	▲	1,646
<b>Civil</b>	2024	19	-	-	-	-	-	-	-	-	-	-	-	19	58%	19
	2023	12	16	19	19	10	9	26	12	10	21	14	8	12	▲	176
<b>Criminal</b>	2024	88	-	-	-	-	-	-	-	-	-	-	-	88	138%	88
	2023	37	57	57	100	74	69	34	103	66	72	36	100	37	▲	805
<b>Concealed Handgun Permits</b>	2024	11	-	-	-	-	-	-	-	-	-	-	-	11	-54%	11
	2023	24	34	30	33	30	19	24	16	25	27	25	22	24	▼	309
<b>Miscellaneous/ Other</b>	2024	28	-	-	-	-	-	-	-	-	-	-	-	28	-26%	28
	2023	38	48	43	23	16	12	26	34	32	27	23	31	38	▼	353
<b>Others</b>	2024	-	-	-	-	-	-	-	-	-	-	-	-	0	0	0
	2023	-	1	-	1	-	-	-	-	-	-	-	1	0	↔	3

## Dispositions by Case Category

Case Categories		Jan	Feb	Mar	Apr	May	Jun	Jul	Aug	Sep	Oct	Nov	Dec	Thru Jan	% Change	Total
<b>Administrative Law</b>	2024	-	-	-	-	-	-	-	-	-	-	-	-	0	0	0
	2023	-	-	1	-	-	-	-	-	-	-	-	-	0	↔	1
<b>Capital Murder</b>	2024	-	-	-	-	-	-	-	-	-	-	-	-	0	0	0
	2023	-	-	-	-	-	-	1	-	-	-	-	-	0	↔	1
<b>Contested Divorce</b>	2024	1	-	-	-	-	-	-	-	-	-	-	-	1	-75%	1
	2023	4	3	4	2	2	-	5	1	1	3	2	1	4	▼	28
<b>Domestic and Family - Level 1</b>	2024	10	-	-	-	-	-	-	-	-	-	-	-	10	150%	10
	2023	4	-	5	6	-	-	5	4	2	2	1	1	4	▲	30
<b>Domestic and Family - Level 2</b>	2024	-	-	-	-	-	-	-	-	-	-	-	-	0	-100%	0
	2023	1	-	2	-	-	2	3	1	-	1	-	-	1	▼	10
<b>Felonies and Related Matters</b>	2024	55	-	-	-	-	-	-	-	-	-	-	-	55	129%	55
	2023	24	44	39	83	55	54	24	82	48	48	26	72	24	▲	599
<b>General Civil - Level 1</b>	2024	-	-	-	-	-	-	-	-	-	-	-	-	0	0	0
	2023	-	-	-	-	-	-	1	-	-	-	-	-	0	↔	1
<b>General Civil - Level 2</b>	2024	2	-	-	-	-	-	-	-	-	-	-	-	2	100%	2
	2023	1	6	3	5	-	2	3	-	1	-	-	1	1	▲	22
<b>General Civil - Level 3</b>	2024	4	-	-	-	-	-	-	-	-	-	-	-	4	100%	4
	2023	2	1	1	4	2	5	5	6	3	11	7	3	2	▲	50
<b>Miscellaneous Civil</b>	2024	15	-	-	-	-	-	-	-	-	-	-	-	15	-53%	15
	2023	32	43	36	40	45	29	40	30	35	35	34	36	32	▼	435
<b>Misdemeanor</b>	2024	28	-	-	-	-	-	-	-	-	-	-	-	28	133%	28
	2023	12	12	17	16	19	11	9	21	18	22	8	24	12	▲	189
<b>Other</b>	2024	24	-	-	-	-	-	-	-	-	-	-	-	24	-20%	24
	2023	30	41	36	17	1	1	10	19	20	19	14	18	30	▼	226
<b>Other Criminally Related Matters</b>	2024	5	-	-	-	-	-	-	-	-	-	-	-	5	400%	5
	2023	1	1	1	1	-	4	-	-	-	2	2	4	1	▲	16
<b>Probates/Wills &amp; Trusts - Level 2</b>	2024	-	-	-	-	-	-	-	-	-	-	-	-	0	0	0
	2023	-	-	-	-	3	1	1	-	-	-	-	-	0	↔	5
<b>Uncontested Divorce</b>	2024	2	-	-	-	-	-	-	-	-	-	-	-	2	2	2
	2023	-	5	4	2	3	-	3	1	5	4	3	3	0	↔	33

This report reflects data in the case management system. Numbers will update accordingly as reports are refreshed and posted.

# PLN-CCMS-10.11 CASELOAD STATISTICS OF THE CIRCUIT COURTS

Clarke

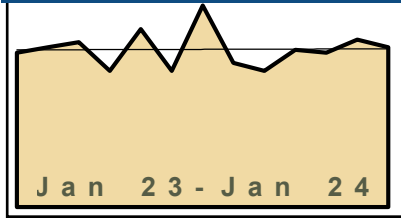
January 2023 -- January 2024 Dispositions

Alexandria and Fairfax Circuit are not Included in State Totals

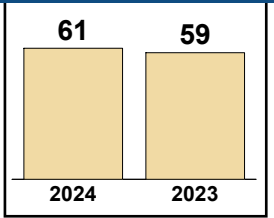
## Dashboard

**Court:** Clarke Circuit  
**Circuit/Court ID:** 26 226043  
**Start/End Date:** Jan-23 / Jan-24  
**Type of Case:** Dispositions  
**2023 Average Month:** 60  
**2024 Average Month:** 61  
**Jan-Jan 2023:** 59  
**Jan-Jan 2024 :** 61  
**Dispositions Trending:** ▲  
**Overall AVG. Month:** 60

## Monthly Dispositions Summary



## Jan --- Jan Dispositions



## Dispositions by Division

Divisions		Jan	Feb	Mar	Apr	May	Jun	Jul	Aug	Sep	Oct	Nov	Dec	Thru Jan	% Change	Total
<b>Total</b>	2024	61	-	-	-	-	-	-	-	-	-	-	-	61	3%	61
	2023	59	61	63	52	68	52	77	55	52	60	59	64	59	▲	722
<b>Civil</b>	2024	8	-	-	-	-	-	-	-	-	-	-	-	8	-11%	8
	2023	9	18	7	6	12	2	9	9	5	6	7	6	9	▼	96
<b>Criminal</b>	2024	12	-	-	-	-	-	-	-	-	-	-	-	12	200%	12
	2023	4	8	9	4	16	21	22	9	8	23	21	22	4	▲	167
<b>Concealed Handgun Permits</b>	2024	32	-	-	-	-	-	-	-	-	-	-	-	32	-14%	32
	2023	37	30	40	27	35	25	36	31	30	21	26	31	37	▼	369
<b>Miscellaneous/ Other</b>	2024	9	-	-	-	-	-	-	-	-	-	-	-	9	0%	9
	2023	9	5	7	15	5	4	10	6	9	10	5	5	9	↔	90

## Dispositions by Case Category

Case Categories		Jan	Feb	Mar	Apr	May	Jun	Jul	Aug	Sep	Oct	Nov	Dec	Thru Jan	% Change	Total
<b>Administrative Law</b>	2024	-	-	-	-	-	-	-	-	-	-	-	-	0	-100%	0
	2023	1	-	-	-	-	-	-	-	-	-	-	-	1	▼	1
<b>Contested Divorce</b>	2024	3	-	-	-	-	-	-	-	-	-	-	-	3	200%	3
	2023	1	-	1	-	2	-	1	1	-	-	1	2	1	▲	9
<b>Domestic and Family - Level 1</b>	2024	-	-	-	-	-	-	-	-	-	-	-	-	0	0	0
	2023	-	-	3	-	-	-	-	-	1	3	1	-	0	↔	8
<b>Domestic and Family - Level 2</b>	2024	-	-	-	-	-	-	-	-	-	-	-	-	0	-100%	0
	2023	1	-	-	-	-	-	-	1	-	-	2	-	1	▼	4
<b>Felonies and Related Matters</b>	2024	11	-	-	-	-	-	-	-	-	-	-	-	11	1,000%	11
	2023	1	5	9	4	13	13	16	8	5	22	10	17	1	▲	123
<b>General Civil - Level 1</b>	2024	-	-	-	-	-	-	-	-	-	-	-	-	0	0	0
	2023	-	-	-	-	-	-	-	1	-	-	-	-	0	↔	1
<b>General Civil - Level 2</b>	2024	2	-	-	-	-	-	-	-	-	-	-	-	2	-33%	2
	2023	3	2	2	5	-	-	2	3	-	2	1	-	3	▼	20
<b>General Civil - Level 3</b>	2024	1	-	-	-	-	-	-	-	-	-	-	-	1	1	1
	2023	-	14	2	3	4	-	4	-	2	1	-	1	0	↔	31
<b>Miscellaneous Civil</b>	2024	40	-	-	-	-	-	-	-	-	-	-	-	40	-7%	40
	2023	43	31	44	35	39	29	43	35	38	29	31	36	43	▼	433
<b>Misdemeanor</b>	2024	-	-	-	-	-	-	-	-	-	-	-	-	0	-100%	0
	2023	2	3	-	-	2	5	6	-	2	1	3	4	2	▼	28
<b>Other</b>	2024	-	-	-	-	-	-	-	-	-	-	-	-	0	-100%	0
	2023	1	2	-	1	-	-	-	-	1	-	-	-	1	▼	5
<b>Other Criminally Related Matters</b>	2024	1	-	-	-	-	-	-	-	-	-	-	-	1	0%	1
	2023	1	1	-	-	1	3	1	1	1	1	9	1	1	↔	20
<b>Probates/Wills &amp; Trusts - Level 2</b>	2024	1	-	-	-	-	-	-	-	-	-	-	-	1	0%	1
	2023	1	1	2	1	1	-	-	-	-	-	-	-	1	↔	6
<b>Protective Orders</b>	2024	-	-	-	-	-	-	-	-	-	-	-	-	0	0	0
	2023	-	-	-	-	-	-	-	-	-	-	-	1	0	↔	1
<b>Uncontested Divorce</b>	2024	2	-	-	-	-	-	-	-	-	-	-	-	2	-50%	2
	2023	4	2	-	3	6	2	4	5	2	1	1	2	4	▼	32

This report reflects data in the case management system. Numbers will update accordingly as reports are refreshed and posted.

# PLN-CCMS-10.11 CASELOAD STATISTICS OF THE CIRCUIT COURTS

Frederick

January 2023 -- January 2024 Dispositions

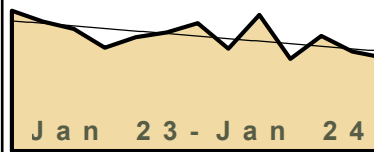
Alexandria and Fairfax Circuit are not Included in State Totals

### Dashboard

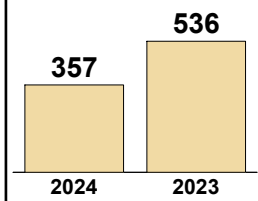
**Court:** Frederick Circuit  
**Start/End Date:** Jan-23 / Jan-24  
**2023 Average Month:** 446  
**Jan-Jan 2023:** 536  
**Dispositions Trending:** ▼

**Circuit/Court ID:** 26 226069  
**Type of Case:** Dispositions  
**2024 Average Month:** 357  
**Jan-Jan 2024 :** 357  
**Overall AVG. Month:** 439

### Monthly Dispositions Summary



### Jan --- Jan Dispositions



### Dispositions by Division

Divisions		Jan	Feb	Mar	Apr	May	Jun	Jul	Aug	Sep	Oct	Nov	Dec	Thru Jan	% Change	Total
<b>Total</b>	2024	357	-	-	-	-	-	-	-	-	-	-	-	357	-33%	357
	2023	536	494	466	395	435	453	489	391	520	352	440	380	536	▼	5,351
<b>Civil</b>	2024	39	-	-	-	-	-	-	-	-	-	-	-	39	3%	39
	2023	38	47	54	49	40	54	118	55	38	22	69	50	38	▲	634
<b>Criminal</b>	2024	141	-	-	-	-	-	-	-	-	-	-	-	141	-37%	141
	2023	223	175	126	148	182	196	162	144	248	147	157	138	223	▼	2,046
<b>Concealed Handgun Permits</b>	2024	140	-	-	-	-	-	-	-	-	-	-	-	140	-38%	140
	2023	227	214	217	140	156	149	136	114	187	150	171	157	227	▼	2,018
<b>Miscellaneous/ Other</b>	2024	37	-	-	-	-	-	-	-	-	-	-	-	37	-18%	37
	2023	45	58	69	58	55	53	72	77	47	33	42	35	45	▼	644
<b>Others</b>	2024	-	-	-	-	-	-	-	-	-	-	-	-	0	-100%	0
	2023	3	-	-	-	2	1	1	1	-	-	1	-	3	▼	9

### Dispositions by Case Category

Case Categories		Jan	Feb	Mar	Apr	May	Jun	Jul	Aug	Sep	Oct	Nov	Dec	Thru Jan	% Change	Total
<b>Administrative Law</b>	2024	-	-	-	-	-	-	-	-	-	-	-	-	0	0	0
	2023	-	1	-	-	-	-	-	-	-	-	-	-	0	↔	1
<b>Contested Divorce</b>	2024	5	-	-	-	-	-	-	-	-	-	-	-	5	-44%	5
	2023	9	7	9	5	8	9	12	7	7	-	8	7	9	▼	88
<b>Domestic and Family - Level 1</b>	2024	3	-	-	-	-	-	-	-	-	-	-	-	3	-40%	3
	2023	5	4	8	6	1	7	4	5	2	2	21	2	5	▼	67
<b>Domestic and Family - Level 2</b>	2024	1	-	-	-	-	-	-	-	-	-	-	-	1	-75%	1
	2023	4	2	1	4	2	3	2	10	2	1	9	5	4	▼	45
<b>Felonies and Related Matters</b>	2024	95	-	-	-	-	-	-	-	-	-	-	-	95	-37%	95
	2023	151	137	90	114	129	135	121	107	178	114	134	97	151	▼	1,507
<b>General Civil - Level 1</b>	2024	1	-	-	-	-	-	-	-	-	-	-	-	1	1	1
	2023	-	-	-	-	-	1	2	-	-	-	-	-	0	↔	3
<b>General Civil - Level 2</b>	2024	8	-	-	-	-	-	-	-	-	-	-	-	8	14%	8
	2023	7	14	7	10	6	15	32	7	6	3	8	6	7	▲	121
<b>General Civil - Level 3</b>	2024	4	-	-	-	-	-	-	-	-	-	-	-	4	33%	4
	2023	3	3	3	1	5	7	8	9	3	3	2	3	3	▲	50
<b>Miscellaneous Civil</b>	2024	164	-	-	-	-	-	-	-	-	-	-	-	164	-36%	164
	2023	256	239	252	167	190	181	184	147	220	172	196	180	256	▼	2,384
<b>Misdemeanor</b>	2024	31	-	-	-	-	-	-	-	-	-	-	-	31	-52%	31
	2023	64	35	30	24	47	57	41	30	66	30	19	41	64	▼	484
<b>Other</b>	2024	12	-	-	-	-	-	-	-	-	-	-	-	12	-33%	12
	2023	18	27	27	27	21	15	23	38	9	9	13	12	18	▼	239
<b>Other Criminally Related Matters</b>	2024	16	-	-	-	-	-	-	-	-	-	-	-	16	100%	16
	2023	8	4	6	10	6	5	3	7	7	3	7	-	8	▲	66
<b>Probates/Wills &amp; Trusts - Level 1</b>	2024	-	-	-	-	-	-	-	-	-	-	-	-	0	0	0
	2023	-	-	-	-	1	-	2	-	1	-	-	1	0	↔	5
<b>Probates/Wills &amp; Trusts - Level 2</b>	2024	4	-	-	-	-	-	-	-	-	-	-	-	4	300%	4
	2023	1	6	3	8	4	4	7	5	2	1	1	3	1	▲	45
<b>Protective Orders</b>	2024	1	-	-	-	-	-	-	-	-	-	-	-	1	1	1
	2023	-	-	-	-	-	-	1	1	2	-	1	1	0	↔	6
<b>Uncontested Divorce</b>	2024	12	-	-	-	-	-	-	-	-	-	-	-	12	20%	12
	2023	10	15	30	19	15	14	47	18	15	14	21	22	10	▲	240


This report reflects data in the case management system. Numbers will update accordingly as reports are refreshed and posted.

Dashboard

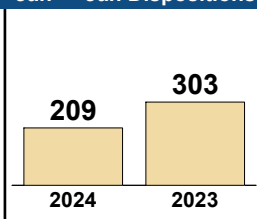
**Court:** Page Circuit  
**Start/End Date:** Jan-23 / Jan-24  
**2023 Average Month:** 239  
**Jan-Jan 2023:** 303  
**Dispositions Trending:** ▼

**Circuit/Court ID:** 26 226139  
**Type of Case:** Dispositions  
**2024 Average Month:** 209  
**Jan-Jan 2024 :** 209  
**Overall AVG. Month:** 237

Monthly Dispositions Summary



Jan --- Jan Dispositions



Dispositions by Division

Divisions		Jan	Feb	Mar	Apr	May	Jun	Jul	Aug	Sep	Oct	Nov	Dec	Thru Jan	% Change	Total
<b>Total</b>	2024	209	-	-	-	-	-	-	-	-	-	-	-	209	-31%	209
	2023	303	189	211	273	334	139	183	249	176	390	225	199	303	▼	2,871
<b>Civil</b>	2024	22	-	-	-	-	-	-	-	-	-	-	-	22	38%	22
	2023	16	16	11	5	21	7	16	14	28	17	22	24	16	▲	197
<b>Criminal</b>	2024	135	-	-	-	-	-	-	-	-	-	-	-	135	-32%	135
	2023	199	89	128	200	267	89	119	173	109	317	157	148	199	▼	1,995
<b>Concealed Handgun Permits</b>	2024	42	-	-	-	-	-	-	-	-	-	-	-	42	-42%	42
	2023	72	77	62	57	33	40	35	45	31	43	38	21	72	▼	554
<b>Miscellaneous/ Other</b>	2024	10	-	-	-	-	-	-	-	-	-	-	-	10	-38%	10
	2023	16	7	10	11	13	3	13	17	8	13	8	6	16	▼	125

Dispositions by Case Category

Case Categories		Jan	Feb	Mar	Apr	May	Jun	Jul	Aug	Sep	Oct	Nov	Dec	Thru Jan	% Change	Total
<b>Contested Divorce</b>	2024	1	-	-	-	-	-	-	-	-	-	-	-	1	-50%	1
	2023	2	1	1	-	1	1	2	2	4	2	3	3	2	▼	22
<b>Domestic and Family - Level 1</b>	2024	2	-	-	-	-	-	-	-	-	-	-	-	2	2	2
	2023	-	3	-	2	-	-	2	-	3	1	-	4	0	↔	15
<b>Domestic and Family - Level 2</b>	2024	7	-	-	-	-	-	-	-	-	-	-	-	7	40%	7
	2023	5	-	1	-	-	1	-	-	8	-	6	7	5	▲	28
<b>Felonies and Related Matters</b>	2024	81	-	-	-	-	-	-	-	-	-	-	-	81	-43%	81
	2023	143	57	72	112	210	70	81	88	59	268	118	102	143	▼	1,380
<b>General Civil - Level 2</b>	2024	2	-	-	-	-	-	-	-	-	-	-	-	2	-33%	2
	2023	3	3	3	2	5	1	1	5	2	3	1	-	3	▼	29
<b>General Civil - Level 3</b>	2024	9	-	-	-	-	-	-	-	-	-	-	-	9	350%	9
	2023	2	1	1	1	10	1	-	4	7	3	6	4	2	▲	40
<b>Miscellaneous Civil</b>	2024	50	-	-	-	-	-	-	-	-	-	-	-	50	-43%	50
	2023	87	84	71	65	45	43	47	59	39	55	46	26	87	▼	667
<b>Misdemeanor</b>	2024	54	-	-	-	-	-	-	-	-	-	-	-	54	-4%	54
	2023	56	31	39	66	54	16	33	73	35	45	28	47	56	▼	523
<b>Other</b>	2024	-	-	-	-	-	-	-	-	-	-	-	-	0	0	0
	2023	-	-	-	-	-	-	-	-	-	-	-	1	0	↔	1
<b>Other Criminally Related Matters</b>	2024	-	-	-	-	-	-	-	-	-	-	-	-	0	0	0
	2023	-	2	17	22	3	3	5	12	15	4	11	1	0	↔	95
<b>Probates/Wills &amp; Trusts - Level 2</b>	2024	-	-	-	-	-	-	-	-	-	-	-	-	0	0	0
	2023	-	2	-	-	-	1	1	1	1	-	-	1	0	↔	7
<b>Uncontested Divorce</b>	2024	3	-	-	-	-	-	-	-	-	-	-	-	3	-40%	3
	2023	5	5	6	3	6	2	11	5	3	9	6	3	5	▼	64

# PLN-CCMS-10.11 CASELOAD STATISTICS OF THE CIRCUIT COURTS

Rockingham

January 2023 -- January 2024 Dispositions


Alexandria and Fairfax Circuit are not Included in State Totals

## Dashboard

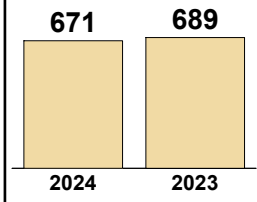
**Court:** Rockingham Circuit  
**Start/End Date:** Jan-23 / Jan-24  
**2023 Average Month:** 712  
**Jan-Jan 2023:** 689  
**Dispositions Trending:** ▼

**Circuit/Court ID:** 26 226165  
**Type of Case:** Dispositions  
**2024 Average Month:** 671  
**Jan-Jan 2024 :** 671  
**Overall AVG. Month:** 709

## Monthly Dispositions Summary



## Jan --- Jan Dispositions



## Dispositions by Division

Divisions		Jan	Feb	Mar	Apr	May	Jun	Jul	Aug	Sep	Oct	Nov	Dec	Thru Jan	% Change	Total
<b>Total</b>	2024	671	-	-	-	-	-	-	-	-	-	-	-	671	-3%	671
	2023	689	638	829	710	672	744	639	826	632	681	612	869	689	▼	8,541
<b>Civil</b>	2024	54	-	-	-	-	-	-	-	-	-	-	-	54	-7%	54
	2023	58	61	85	66	58	77	86	62	74	63	63	70	58	▼	823
<b>Criminal</b>	2024	261	-	-	-	-	-	-	-	-	-	-	-	261	-6%	261
	2023	278	203	332	262	232	382	268	374	234	307	257	292	278	▼	3,421
<b>Concealed Handgun Permits</b>	2024	187	-	-	-	-	-	-	-	-	-	-	-	187	10%	187
	2023	170	215	232	213	236	156	147	172	173	170	173	153	170	▲	2,210
<b>Miscellaneous/ Other</b>	2024	169	-	-	-	-	-	-	-	-	-	-	-	169	-8%	169
	2023	183	159	180	168	146	129	138	218	151	140	119	354	183	▼	2,085
<b>Others</b>	2024	-	-	-	-	-	-	-	-	-	-	-	-	0	0	0
	2023	-	-	-	1	-	-	-	-	-	1	-	-	0	↔	2

## Dispositions by Case Category

Case Categories		Jan	Feb	Mar	Apr	May	Jun	Jul	Aug	Sep	Oct	Nov	Dec	Thru Jan	% Change	Total
<b>Administrative Law</b>	2024	-	-	-	-	-	-	-	-	-	-	-	-	0	0	0
	2023	-	-	-	2	1	-	2	-	-	-	-	1	-	0	↔
<b>Capital Murder</b>	2024	-	-	-	-	-	-	-	-	-	-	-	-	0	0	0
	2023	-	1	-	-	-	-	-	-	-	-	-	-	0	↔	1
<b>Contested Divorce</b>	2024	6	-	-	-	-	-	-	-	-	-	-	-	6	-33%	6
	2023	9	10	16	9	10	11	9	9	6	8	10	15	9	▼	122
<b>Domestic and Family - Level 1</b>	2024	2	-	-	-	-	-	-	-	-	-	-	-	2	-60%	2
	2023	5	22	12	11	8	5	29	4	10	15	2	9	5	▼	132
<b>Domestic and Family - Level 2</b>	2024	12	-	-	-	-	-	-	-	-	-	-	-	12	300%	12
	2023	3	3	6	1	4	14	5	2	5	2	1	4	3	▲	50
<b>Felonies and Related Matters</b>	2024	201	-	-	-	-	-	-	-	-	-	-	-	201	-9%	201
	2023	221	144	255	185	177	308	218	302	176	236	183	217	221	▼	2,622
<b>General Civil - Level 1</b>	2024	-	-	-	-	-	-	-	-	-	-	-	-	0	-100%	0
	2023	3	-	-	-	-	-	-	3	3	1	-	-	3	▼	10
<b>General Civil - Level 2</b>	2024	13	-	-	-	-	-	-	-	-	-	-	-	13	44%	13
	2023	9	8	11	13	15	12	10	12	14	7	14	14	9	▲	139
<b>General Civil - Level 3</b>	2024	9	-	-	-	-	-	-	-	-	-	-	-	9	80%	9
	2023	5	8	7	8	9	4	5	7	8	9	5	8	5	▲	83
<b>Miscellaneous Civil</b>	2024	228	-	-	-	-	-	-	-	-	-	-	-	228	5%	228
	2023	217	252	281	271	275	191	189	241	229	210	202	189	217	▲	2,747
<b>Misdemeanor</b>	2024	49	-	-	-	-	-	-	-	-	-	-	-	49	4%	49
	2023	47	52	70	72	44	66	44	65	44	64	59	62	47	▲	689
<b>Other</b>	2024	122	-	-	-	-	-	-	-	-	-	-	-	122	-7%	122
	2023	131	113	126	106	99	89	93	142	90	94	86	312	131	▼	1,481
<b>Other Criminally Related Matters</b>	2024	11	-	-	-	-	-	-	-	-	-	-	-	11	0%	11
	2023	11	6	8	5	11	8	6	7	14	7	15	13	11	↔	111
<b>Probates/Wills &amp; Trusts - Level 1</b>	2024	-	-	-	-	-	-	-	-	-	-	-	-	0	0	0
	2023	-	-	-	-	1	-	-	-	-	-	-	-	0	↔	1
<b>Probates/Wills &amp; Trusts - Level 2</b>	2024	1	-	-	-	-	-	-	-	-	-	-	-	1	-50%	1
	2023	2	-	6	3	2	2	2	3	3	3	4	1	2	▼	31
<b>Protective Orders</b>	2024	-	-	-	-	-	-	-	-	-	-	-	-	0	0	0
	2023	-	2	2	-	1	3	7	3	-	3	1	1	0	↔	23
<b>Uncontested Divorce</b>	2024	17	-	-	-	-	-	-	-	-	-	-	-	17	-35%	17
	2023	26	17	29	24	15	31	20	26	30	22	29	24	26	▼	293

This report reflects data in the case management system. Numbers will update accordingly as reports are refreshed and posted.



# PLN-CCMS-10.11 CASELOAD STATISTICS OF THE CIRCUIT COURTS

Shenandoah

January 2023 -- January 2024 Dispositions


Alexandria and Fairfax Circuit are not Included in State Totals

## Dashboard

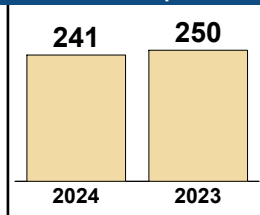
**Court:** Shenandoah Circuit  
**Start/End Date:** Jan-23 / Jan-24  
**2023 Average Month:** 311  
**Jan-Jan 2023:** 250  
**Dispositions Trending:** ▼

**Circuit/Court ID:** 26 226171  
**Type of Case:** Dispositions  
**2024 Average Month:** 241  
**Jan-Jan 2024 :** 241  
**Overall AVG. Month:** 306

## Monthly Dispositions Summary



## Jan --- Jan Dispositions



## Dispositions by Division

Divisions		Jan	Feb	Mar	Apr	May	Jun	Jul	Aug	Sep	Oct	Nov	Dec	Thru Jan	% Change	Total
<b>Total</b>	2024	241	-	-	-	-	-	-	-	-	-	-	-	241	-4%	241
	2023	250	327	270	290	296	247	355	429	219	199	303	550	250	▼	3,735
<b>Civil</b>	2024	17	-	-	-	-	-	-	-	-	-	-	-	17	-6%	17
	2023	18	15	43	18	16	37	17	24	15	34	12	23	18	▼	272
<b>Criminal</b>	2024	75	-	-	-	-	-	-	-	-	-	-	-	75	-42%	75
	2023	130	85	99	100	74	77	138	157	87	74	140	273	130	▼	1,434
<b>Concealed Handgun Permits</b>	2024	64	-	-	-	-	-	-	-	-	-	-	-	64	14%	64
	2023	56	196	90	105	171	77	132	76	68	58	121	90	56	▲	1,240
<b>Miscellaneous/ Other</b>	2024	81	-	-	-	-	-	-	-	-	-	-	-	81	76%	81
	2023	46	31	38	67	35	56	65	166	49	33	30	164	46	▲	780
<b>Others</b>	2024	4	-	-	-	-	-	-	-	-	-	-	-	4	4	4
	2023	-	-	-	-	-	-	3	6	-	-	-	-	0	↔	9

## Dispositions by Case Category

Case Categories		Jan	Feb	Mar	Apr	May	Jun	Jul	Aug	Sep	Oct	Nov	Dec	Thru Jan	% Change	Total
<b>Administrative Law</b>	2024	-	-	-	-	-	-	-	-	-	-	-	-	0	0	0
	2023	-	-	-	-	-	1	-	-	-	-	-	-	0	↔	1
<b>Capital Murder</b>	2024	-	-	-	-	-	-	-	-	-	-	-	-	0	-100%	0
	2023	8	-	1	-	-	-	-	-	-	-	-	-	8	▼	9
<b>Contested Divorce</b>	2024	2	-	-	-	-	-	-	-	-	-	-	-	2	-33%	2
	2023	3	-	9	3	2	6	2	1	1	3	3	4	3	▼	37
<b>Domestic and Family - Level 1</b>	2024	-	-	-	-	-	-	-	-	-	-	-	-	0	-100%	0
	2023	11	11	13	-	4	3	3	12	-	10	2	6	11	▼	75
<b>Domestic and Family - Level 2</b>	2024	-	-	-	-	-	-	-	-	-	-	-	-	0	-100%	0
	2023	2	-	-	3	2	3	-	1	-	4	1	1	2	▼	17
<b>Felonies and Related Matters</b>	2024	49	-	-	-	-	-	-	-	-	-	-	-	49	-57%	49
	2023	113	59	74	54	61	46	66	121	73	60	112	151	113	▼	990
<b>General Civil - Level 1</b>	2024	-	-	-	-	-	-	-	-	-	-	-	-	0	0	0
	2023	-	-	-	-	-	1	-	-	-	-	-	-	0	↔	1
<b>General Civil - Level 2</b>	2024	4	-	-	-	-	-	-	-	-	-	-	-	4	4	4
	2023	-	2	4	1	6	9	3	1	5	4	1	-	0	↔	36
<b>General Civil - Level 3</b>	2024	7	-	-	-	-	-	-	-	-	-	-	-	7	250%	7
	2023	2	-	1	1	-	4	-	1	1	2	1	2	2	▲	15
<b>Miscellaneous Civil</b>	2024	77	-	-	-	-	-	-	-	-	-	-	-	77	10%	77
	2023	70	211	102	118	179	97	153	95	75	70	129	99	70	▲	1,398
<b>Misdemeanor</b>	2024	26	-	-	-	-	-	-	-	-	-	-	-	26	225%	26
	2023	8	20	24	34	13	23	69	35	16	11	27	118	8	▲	398
<b>Other</b>	2024	70	-	-	-	-	-	-	-	-	-	-	-	70	150%	70
	2023	28	14	26	55	24	31	48	153	39	22	22	155	28	▲	617
<b>Other Criminally Related Matters</b>	2024	-	-	-	-	-	-	-	-	-	-	-	-	0	-100%	0
	2023	1	6	-	15	-	10	3	3	-	3	1	4	1	▼	46
<b>Probates/Wills &amp; Trusts - Level 1</b>	2024	-	-	-	-	-	-	-	-	-	-	-	-	0	0	0
	2023	-	-	-	-	-	-	1	-	2	-	-	-	0	↔	3
<b>Probates/Wills &amp; Trusts - Level 2</b>	2024	-	-	-	-	-	-	-	-	-	-	-	-	0	-100%	0
	2023	1	-	1	1	1	1	2	-	-	2	-	2	1	▼	11
<b>Protective Orders</b>	2024	-	-	-	-	-	-	-	-	-	-	-	-	0	0	0
	2023	-	-	-	-	-	-	-	-	-	-	-	1	0	↔	1
<b>Uncontested Divorce</b>	2024	6	-	-	-	-	-	-	-	-	-	-	-	6	100%	6
	2023	3	4	15	5	4	12	5	6	7	8	4	7	3	▲	80

This report reflects data in the case management system. Numbers will update accordingly as reports are refreshed and posted.

# PLN-CCMS-10.11 CASELOAD STATISTICS OF THE CIRCUIT COURTS

Warren

January 2023 -- January 2024 Dispositions

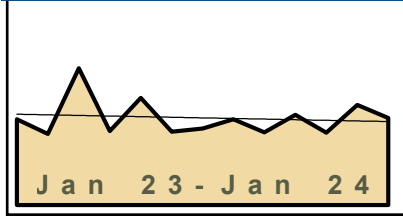
Alexandria and Fairfax Circuit are not Included in State Totals

## Dashboard

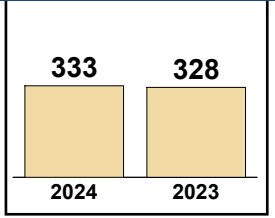
**Court:** Warren Circuit  
**Start/End Date:** Jan-23 / Jan-24  
**2023 Average Month:** 333  
**Jan-Jan 2023:** 328  
**Dispositions Trending:** ⇌

**Circuit/Court ID:** 26 226187  
**Type of Case:** Dispositions  
**2024 Average Month:** 333  
**Jan-Jan 2024 :** 333  
**Overall AVG. Month:** 333

## Monthly Dispositions Summary



## Jan --- Jan Dispositions



## Dispositions by Division

Divisions		Jan	Feb	Mar	Apr	May	Jun	Jul	Aug	Sep	Oct	Nov	Dec	Thru Jan	% Change	Total
<b>Total</b>	2024	333	-	-	-	-	-	-	-	-	-	-	-	333	2%	333
	2023	328	272	522	282	409	280	292	328	278	345	276	383	328	▲	3,995
<b>Civil</b>	2024	19	-	-	-	-	-	-	-	-	-	-	-	19	-30%	19
	2023	27	29	61	39	70	36	43	60	37	41	21	18	27	▼	482
<b>Criminal</b>	2024	149	-	-	-	-	-	-	-	-	-	-	-	149	1%	149
	2023	147	122	147	135	157	117	104	117	143	103	102	157	147	▲	1,551
<b>Concealed Handgun Permits</b>	2024	88	-	-	-	-	-	-	-	-	-	-	-	88	-16%	88
	2023	105	70	159	36	105	61	68	74	26	108	75	62	105	▼	949
<b>Miscellaneous/ Other</b>	2024	74	-	-	-	-	-	-	-	-	-	-	-	74	51%	74
	2023	49	51	155	72	77	66	76	75	72	92	78	146	49	▲	1,009
<b>Others</b>	2024	3	-	-	-	-	-	-	-	-	-	-	-	3	3	3
	2023	-	-	-	-	-	-	1	2	-	1	-	-	0	↔	4

## Dispositions by Case Category

Case Categories		Jan	Feb	Mar	Apr	May	Jun	Jul	Aug	Sep	Oct	Nov	Dec	Thru Jan	% Change	Total
<b>Administrative Law</b>	2024	-	-	-	-	-	-	-	-	-	-	-	-	0	0	0
	2023	-	-	-	3	1	-	1	-	-	-	-	-	0	↔	5
<b>Contested Divorce</b>	2024	4	-	-	-	-	-	-	-	-	-	-	-	4	-33%	4
	2023	6	1	3	3	11	6	7	6	4	1	4	-	6	▼	52
<b>Domestic and Family - Level 1</b>	2024	4	-	-	-	-	-	-	-	-	-	-	-	4	0%	4
	2023	4	11	13	2	16	2	5	7	9	20	4	2	4	↔	95
<b>Domestic and Family - Level 2</b>	2024	2	-	-	-	-	-	-	-	-	-	-	-	2	100%	2
	2023	1	-	2	12	5	2	2	6	2	1	1	2	1	▲	36
<b>Felonies and Related Matters</b>	2024	106	-	-	-	-	-	-	-	-	-	-	-	106	-4%	106
	2023	110	88	98	106	121	73	83	85	113	71	80	121	110	▼	1,149
<b>General Civil - Level 2</b>	2024	3	-	-	-	-	-	-	-	-	-	-	-	3	-57%	3
	2023	7	4	14	3	12	14	10	20	3	7	2	3	7	▼	99
<b>General Civil - Level 3</b>	2024	-	-	-	-	-	-	-	-	-	-	-	-	0	-100%	0
	2023	2	6	12	7	2	5	6	1	11	8	2	2	2	▼	64
<b>Miscellaneous Civil</b>	2024	112	-	-	-	-	-	-	-	-	-	-	-	112	-7%	112
	2023	120	87	205	70	128	85	94	109	57	139	95	77	120	▼	1,266
<b>Misdemeanor</b>	2024	34	-	-	-	-	-	-	-	-	-	-	-	34	6%	34
	2023	32	18	42	26	22	26	19	23	24	25	22	30	32	▲	309
<b>Other</b>	2024	54	-	-	-	-	-	-	-	-	-	-	-	54	69%	54
	2023	32	31	103	34	51	38	46	41	40	59	58	130	32	▲	663
<b>Other Criminally Related Matters</b>	2024	9	-	-	-	-	-	-	-	-	-	-	-	9	80%	9
	2023	5	16	7	3	14	18	2	10	7	7	-	6	5	▲	95
<b>Probates/Wills &amp; Trusts - Level 1</b>	2024	-	-	-	-	-	-	-	-	-	-	-	-	0	0	0
	2023	-	2	-	-	-	-	-	-	-	-	-	-	0	↔	2
<b>Probates/Wills &amp; Trusts - Level 2</b>	2024	-	-	-	-	-	-	-	-	-	-	-	-	0	-100%	0
	2023	2	1	1	1	4	4	3	2	1	1	2	4	2	▼	26
<b>Uncontested Divorce</b>	2024	5	-	-	-	-	-	-	-	-	-	-	-	5	-29%	5
	2023	7	7	22	12	22	7	14	18	7	6	6	6	7	▼	134

This report reflects data in the case management system. Numbers will update accordingly as reports are refreshed and posted.

# PLN-CCMS-10.11 CASELOAD STATISTICS OF THE CIRCUIT COURTS

Winchester

January 2023 -- January 2024 Dispositions


Alexandria and Fairfax Circuit are not Included in State Totals

## Dashboard

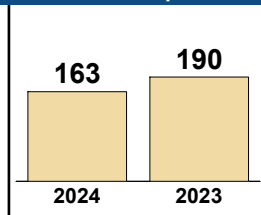
**Court:** Winchester Circuit  
**Start/End Date:** Jan-23 / Jan-24  
**2023 Average Month:** 196  
**Jan-Jan 2023:** 190  
**Dispositions Trending:** ▼

**Circuit/Court ID:** 26 226840  
**Type of Case:** Dispositions  
**2024 Average Month:** 163  
**Jan-Jan 2024 :** 163  
**Overall AVG. Month:** 193

## Monthly Dispositions Summary



## Jan --- Jan Dispositions



## Dispositions by Division

Divisions		Jan	Feb	Mar	Apr	May	Jun	Jul	Aug	Sep	Oct	Nov	Dec	Thru Jan	% Change	Total
<b>Total</b>	2024	163	-	-	-	-	-	-	-	-	-	-	-	163	-14%	163
	2023	190	206	199	221	223	181	163	185	208	205	186	182	190	▼	2,349
<b>Civil</b>	2024	14	-	-	-	-	-	-	-	-	-	-	-	14	-33%	14
	2023	21	25	22	16	51	22	9	26	23	19	36	22	21	▼	292
<b>Criminal</b>	2024	101	-	-	-	-	-	-	-	-	-	-	-	101	-10%	101
	2023	112	127	120	152	81	93	110	104	144	145	95	108	112	▼	1,391
<b>Concealed Handgun Permits</b>	2024	22	-	-	-	-	-	-	-	-	-	-	-	22	-42%	22
	2023	38	27	24	27	23	16	15	15	18	15	20	21	38	▼	259
<b>Miscellaneous/ Other</b>	2024	26	-	-	-	-	-	-	-	-	-	-	-	26	53%	26
	2023	17	27	31	26	66	50	29	35	23	25	34	30	17	▲	393
<b>Others</b>	2024	-	-	-	-	-	-	-	-	-	-	-	-	0	-100%	0
	2023	2	-	2	-	2	-	-	5	-	1	1	1	2	▼	14

## Dispositions by Case Category

Case Categories		Jan	Feb	Mar	Apr	May	Jun	Jul	Aug	Sep	Oct	Nov	Dec	Thru Jan	% Change	Total
<b>Administrative Law</b>	2024	-	-	-	-	-	-	-	-	-	-	-	-	0	0	0
	2023	-	-	-	-	1	-	-	-	1	-	-	-	0	↔	2
<b>Capital Murder</b>	2024	-	-	-	-	-	-	-	-	-	-	-	-	0	0	0
	2023	-	-	-	2	-	-	1	-	-	-	-	-	0	↔	3
<b>Contested Divorce</b>	2024	1	-	-	-	-	-	-	-	-	-	-	-	1	-50%	1
	2023	2	1	2	2	8	-	2	6	-	3	4	3	2	▼	33
<b>Domestic and Family - Level 1</b>	2024	-	-	-	-	-	-	-	-	-	-	-	-	0	-100%	0
	2023	4	2	4	4	10	1	-	3	6	10	17	-	4	▼	61
<b>Domestic and Family - Level 2</b>	2024	-	-	-	-	-	-	-	-	-	-	-	-	0	-100%	0
	2023	1	-	6	2	2	1	1	3	3	1	3	1	1	▼	24
<b>Felonies and Related Matters</b>	2024	73	-	-	-	-	-	-	-	-	-	-	-	73	3%	73
	2023	71	102	89	111	68	87	96	87	104	105	68	89	71	▲	1,077
<b>General Civil - Level 1</b>	2024	-	-	-	-	-	-	-	-	-	-	-	-	0	0	0
	2023	-	1	1	-	5	-	-	1	1	-	1	2	0	↔	12
<b>General Civil - Level 2</b>	2024	2	-	-	-	-	-	-	-	-	-	-	-	2	100%	2
	2023	1	8	6	5	7	6	1	4	3	2	2	4	1	▲	49
<b>General Civil - Level 3</b>	2024	2	-	-	-	-	-	-	-	-	-	-	-	2	100%	2
	2023	1	3	1	1	4	2	-	-	-	-	2	1	1	▲	15
<b>Miscellaneous Civil</b>	2024	25	-	-	-	-	-	-	-	-	-	-	-	25	-40%	25
	2023	42	37	31	38	53	42	28	26	23	21	31	32	42	▼	404
<b>Misdemeanor</b>	2024	22	-	-	-	-	-	-	-	-	-	-	-	22	-44%	22
	2023	39	22	28	32	11	5	10	13	32	40	26	15	39	▼	273
<b>Other</b>	2024	24	-	-	-	-	-	-	-	-	-	-	-	24	60%	24
	2023	15	18	24	13	37	23	15	29	18	20	24	20	15	▲	256
<b>Other Criminally Related Matters</b>	2024	6	-	-	-	-	-	-	-	-	-	-	-	6	200%	6
	2023	2	5	3	7	2	1	3	4	8	-	2	4	2	▲	41
<b>Probates/Wills &amp; Trusts - Level 2</b>	2024	2	-	-	-	-	-	-	-	-	-	-	-	2	-60%	2
	2023	5	2	1	2	5	1	-	1	3	1	-	4	5	▼	25
<b>Protective Orders</b>	2024	1	-	-	-	-	-	-	-	-	-	-	-	1	1	1
	2023	-	-	-	-	-	-	-	-	-	-	-	2	0	↔	2
<b>Uncontested Divorce</b>	2024	5	-	-	-	-	-	-	-	-	-	-	-	5	-29%	5
	2023	7	5	3	2	10	12	6	8	6	2	6	5	7	▼	72


This report reflects data in the case management system. Numbers will update accordingly as reports are refreshed and posted.

Dashboard

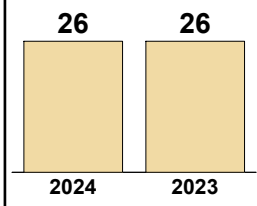
**Court:** Bland Circuit  
**Start/End Date:** Jan-23 / Jan-24  
**2023 Average Month:** 39  
**Jan-Jan 2023:** 26  
**Dispositions Trending:** ⇌

**Circuit/Court ID:** 27 227021  
**Type of Case:** Dispositions  
**2024 Average Month:** 26  
**Jan-Jan 2024 :** 26  
**Overall AVG. Month:** 38

Monthly Dispositions Summary



Jan --- Jan Dispositions



Dispositions by Division

Divisions		Jan	Feb	Mar	Apr	May	Jun	Jul	Aug	Sep	Oct	Nov	Dec	Thru Jan	% Change	Total
<b>Total</b>	2024	26	-	-	-	-	-	-	-	-	-	-	-	26	0%	26
	2023	26	35	65	49	42	56	15	40	26	46	31	37	26	⇌	468
<b>Civil</b>	2024	2	-	-	-	-	-	-	-	-	-	-	-	2	100%	2
	2023	1	5	-	7	1	8	1	7	2	9	2	5	1	▲	48
<b>Criminal</b>	2024	10	-	-	-	-	-	-	-	-	-	-	-	10	10	10
	2023	-	5	13	8	4	23	1	15	2	9	2	11	0	⇌	93
<b>Concealed Handgun Permits</b>	2024	12	-	-	-	-	-	-	-	-	-	-	-	12	-45%	12
	2023	22	23	49	29	33	18	11	13	20	24	25	16	22	▼	283
<b>Miscellaneous/ Other</b>	2024	2	-	-	-	-	-	-	-	-	-	-	-	2	-33%	2
	2023	3	2	3	5	4	7	2	5	2	4	2	5	3	▼	44

Dispositions by Case Category

Case Categories		Jan	Feb	Mar	Apr	May	Jun	Jul	Aug	Sep	Oct	Nov	Dec	Thru Jan	% Change	Total
<b>Administrative Law</b>	2024	-	-	-	-	-	-	-	-	-	-	-	-	0	0	0
	2023	-	-	-	-	-	-	-	-	1	-	-	-	0	⇌	1
<b>Capital Murder</b>	2024	1	-	-	-	-	-	-	-	-	-	-	-	1	1	1
	2023	-	-	-	-	-	-	-	-	-	-	-	-	0	⇌	0
<b>Contested Divorce</b>	2024	-	-	-	-	-	-	-	-	-	-	-	-	0	0	0
	2023	-	-	-	1	-	2	1	3	-	2	-	-	0	⇌	9
<b>Domestic and Family - Level 1</b>	2024	-	-	-	-	-	-	-	-	-	-	-	-	0	0	0
	2023	-	-	-	1	-	4	-	-	-	2	-	-	0	⇌	7
<b>Domestic and Family - Level 2</b>	2024	-	-	-	-	-	-	-	-	-	-	-	-	0	0	0
	2023	-	2	-	-	-	-	-	-	1	-	1	1	0	⇌	5
<b>Felonies and Related Matters</b>	2024	8	-	-	-	-	-	-	-	-	-	-	-	8	8	8
	2023	-	3	11	8	4	23	1	12	2	6	2	6	0	⇌	78
<b>General Civil - Level 2</b>	2024	1	-	-	-	-	-	-	-	-	-	-	-	1	0%	1
	2023	1	2	-	2	-	-	-	1	1	2	-	2	1	⇌	11
<b>General Civil - Level 3</b>	2024	1	-	-	-	-	-	-	-	-	-	-	-	1	1	1
	2023	-	1	-	-	-	-	-	2	-	1	-	1	0	⇌	5
<b>Miscellaneous Civil</b>	2024	13	-	-	-	-	-	-	-	-	-	-	-	13	-46%	13
	2023	24	25	52	33	37	25	12	17	21	27	27	21	24	▼	321
<b>Misdemeanor</b>	2024	1	-	-	-	-	-	-	-	-	-	-	-	1	1	1
	2023	-	2	2	-	-	-	-	-	-	2	-	5	0	⇌	11
<b>Other</b>	2024	-	-	-	-	-	-	-	-	-	-	-	-	0	0	0
	2023	-	-	-	1	-	-	-	-	-	-	-	-	0	⇌	1
<b>Other Criminally Related Matters</b>	2024	-	-	-	-	-	-	-	-	-	-	-	-	0	0	0
	2023	-	-	-	-	-	-	-	3	-	1	-	-	0	⇌	4
<b>Probates/Wills &amp; Trusts - Level 2</b>	2024	-	-	-	-	-	-	-	-	-	-	-	-	0	0	0
	2023	-	-	-	-	1	-	1	-	-	-	-	1	0	⇌	3
<b>Uncontested Divorce</b>	2024	1	-	-	-	-	-	-	-	-	-	-	-	1	0%	1
	2023	1	-	-	3	-	2	-	2	-	3	1	-	1	⇌	12

# PLN-CCMS-10.11 CASELOAD STATISTICS OF THE CIRCUIT COURTS

Carroll

January 2023 -- January 2024 Dispositions


Alexandria and Fairfax Circuit are not Included in State Totals

## Dashboard

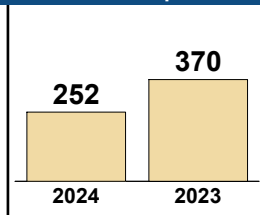
**Court:** Carroll Circuit  
**Start/End Date:** Jan-23 / Jan-24  
**2023 Average Month:** 324  
**Jan-Jan 2023:** 370  
**Dispositions Trending:** ▼

**Circuit/Court ID:** 27 227035  
**Type of Case:** Dispositions  
**2024 Average Month:** 252  
**Jan-Jan 2024 :** 252  
**Overall AVG. Month:** 318

## Monthly Dispositions Summary



## Jan --- Jan Dispositions



## Dispositions by Division

Divisions		Jan	Feb	Mar	Apr	May	Jun	Jul	Aug	Sep	Oct	Nov	Dec	Thru Jan	% Change	Total
<b>Total</b>	2024	252												252	-32%	252
	2023	370	361	374	361	333	287	335	433	286	263	251	228	370	▼	3,882
<b>Civil</b>	2024	9												9	-71%	9
	2023	31	13	17	29	10	57	35	37	23	35	21	17	31	▼	325
<b>Criminal</b>	2024	74												74	-45%	74
	2023	135	191	125	161	162	90	147	262	123	152	98	96	135	▼	1,742
<b>Concealed Handgun Permits</b>	2024	141												141	-10%	141
	2023	157	113	184	127	117	96	111	75	101	34	97	53	157	▼	1,265
<b>Miscellaneous/ Other</b>	2024	28												28	-40%	28
	2023	47	44	48	43	44	44	42	59	39	42	35	62	47	▼	549
<b>Others</b>	2024	-												0	0	0
	2023	-			1									0	↔	1

## Dispositions by Case Category

Case Categories		Jan	Feb	Mar	Apr	May	Jun	Jul	Aug	Sep	Oct	Nov	Dec	Thru Jan	% Change	Total
<b>Administrative Law</b>	2024	-												0	0	0
	2023	-								1				0	↔	1
<b>Capital Murder</b>	2024	-												0	0	0
	2023	-							2					0	↔	2
<b>Contested Divorce</b>	2024	1												1	-80%	1
	2023	5	2	3	3	2	6	5	1	1	4	3	3	5	▼	38
<b>Domestic and Family - Level 1</b>	2024	-												0	-100%	0
	2023	16	4	2	3	1	25	5	8	4	9			16	▼	77
<b>Domestic and Family - Level 2</b>	2024	-												0	-100%	0
	2023	3	1	3	7	1	7	1	1	1	3	3	3	3	▼	34
<b>Felonies and Related Matters</b>	2024	62												62	-42%	62
	2023	106	163	101	135	130	54	116	215	95	132	86	61	106	▼	1,394
<b>General Civil - Level 1</b>	2024	-												0	0	0
	2023	-					1			2			1	0	↔	5
<b>General Civil - Level 2</b>	2024	3												3	50%	3
	2023	2	1	1	3		5	3	6	2	7	6	3	2	▲	39
<b>General Civil - Level 3</b>	2024	1												1	1	1
	2023	-		1	2	1	4	1	5	3	2	1	1	0	↔	21
<b>Miscellaneous Civil</b>	2024	145												145	-18%	145
	2023	177	123	202	150	130	110	129	96	114	48	112	64	177	▼	1,455
<b>Misdemeanor</b>	2024	12												12	-43%	12
	2023	21	20	18	13	8	18	17	38	14	16	12	16	21	▼	211
<b>Other</b>	2024	25												25	-7%	25
	2023	27	34	29	20	32	28	24	38	25	28	21	51	27	▼	357
<b>Other Criminally Related Matters</b>	2024	-												0	-100%	0
	2023	8	8	6	13	24	18	15	7	14	4		19	8	▼	136
<b>Probates/Wills &amp; Trusts - Level 1</b>	2024	-												0	0	0
	2023	-					2				1			0	↔	3
<b>Probates/Wills &amp; Trusts - Level 2</b>	2024	-												0	0	0
	2023	-			4				2	4	1	5		0	↔	16
<b>Uncontested Divorce</b>	2024	3												3	-40%	3
	2023	5	5	8	8	4	9	17	11	9	4	7	6	5	▼	93

This report reflects data in the case management system. Numbers will update accordingly as reports are refreshed and posted.

# PLN-CCMS-10.11 CASELOAD STATISTICS OF THE CIRCUIT COURTS

Floyd

January 2023 -- January 2024 Dispositions


Alexandria and Fairfax Circuit are not Included in State Totals

## Dashboard

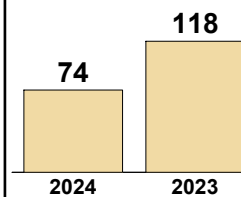
**Court:** Floyd Circuit  
**Start/End Date:** Jan-23 / Jan-24  
**2023 Average Month:** 92  
**Jan-Jan 2023:** 118  
**Dispositions Trending:** ▼

**Circuit/Court ID:** 27 227063  
**Type of Case:** Dispositions  
**2024 Average Month:** 74  
**Jan-Jan 2024 :** 74  
**Overall AVG. Month:** 90

## Monthly Dispositions Summary



## Jan --- Jan Dispositions



## Dispositions by Division

Divisions		Jan	Feb	Mar	Apr	May	Jun	Jul	Aug	Sep	Oct	Nov	Dec	Thru Jan	% Change	Total
<b>Total</b>	2024	74	-	-	-	-	-	-	-	-	-	-	-	74	-37%	74
	2023	118	103	116	96	90	91	47	98	67	115	83	76	118	▼	1,100
<b>Civil</b>	2024	12	-	-	-	-	-	-	-	-	-	-	-	12	0%	12
	2023	12	7	7	14	13	6	4	7	12	11	4	12	12	↔	109
<b>Criminal</b>	2024	20	-	-	-	-	-	-	-	-	-	-	-	20	-29%	20
	2023	28	62	31	34	35	31	6	47	24	55	46	35	28	▼	434
<b>Concealed Handgun Permits</b>	2024	30	-	-	-	-	-	-	-	-	-	-	-	30	-56%	30
	2023	68	23	70	39	26	47	29	34	26	33	29	21	68	▼	445
<b>Miscellaneous/ Other</b>	2024	12	-	-	-	-	-	-	-	-	-	-	-	12	20%	12
	2023	10	11	8	9	16	7	8	10	5	16	4	8	10	▲	112

## Dispositions by Case Category

Case Categories		Jan	Feb	Mar	Apr	May	Jun	Jul	Aug	Sep	Oct	Nov	Dec	Thru Jan	% Change	Total
<b>Contested Divorce</b>	2024	1	-	-	-	-	-	-	-	-	-	-	-	1	-50%	1
	2023	2	1	-	3	2	-	2	1	2	1	-	2	2	▼	16
<b>Domestic and Family - Level 1</b>	2024	1	-	-	-	-	-	-	-	-	-	-	-	1	-80%	1
	2023	5	-	1	-	4	-	-	-	2	4	-	2	5	▼	18
<b>Domestic and Family - Level 2</b>	2024	-	-	-	-	-	-	-	-	-	-	-	-	0	-100%	0
	2023	1	1	1	4	2	2	-	1	1	1	-	-	1	▼	14
<b>Felonies and Related Matters</b>	2024	8	-	-	-	-	-	-	-	-	-	-	-	8	-20%	8
	2023	10	24	15	28	29	22	4	36	22	37	29	26	10	▼	282
<b>General Civil - Level 2</b>	2024	7	-	-	-	-	-	-	-	-	-	-	-	7	250%	7
	2023	2	1	1	3	2	2	1	2	-	2	1	4	2	▲	21
<b>General Civil - Level 3</b>	2024	2	-	-	-	-	-	-	-	-	-	-	-	2	100%	2
	2023	1	-	1	-	5	1	1	-	1	1	1	-	1	▲	12
<b>Miscellaneous Civil</b>	2024	39	-	-	-	-	-	-	-	-	-	-	-	39	-49%	39
	2023	77	34	78	48	35	53	36	44	31	48	32	27	77	▼	543
<b>Misdemeanor</b>	2024	11	-	-	-	-	-	-	-	-	-	-	-	11	-35%	11
	2023	17	36	16	4	6	9	2	11	2	17	17	9	17	▼	146
<b>Other</b>	2024	-	-	-	-	-	-	-	-	-	-	-	-	0	0	0
	2023	-	1	-	-	1	1	-	-	1	-	-	-	0	↔	4
<b>Other Criminally Related Matters</b>	2024	1	-	-	-	-	-	-	-	-	-	-	-	1	0%	1
	2023	1	2	-	2	-	-	-	-	-	1	-	-	1	↔	6
<b>Probates/Wills &amp; Trusts - Level 1</b>	2024	-	-	-	-	-	-	-	-	-	-	-	-	0	0	0
	2023	-	-	-	-	-	-	-	-	1	-	-	-	0	↔	1
<b>Probates/Wills &amp; Trusts - Level 2</b>	2024	-	-	-	-	-	-	-	-	-	-	-	-	0	-100%	0
	2023	2	-	1	1	1	-	-	1	1	-	1	4	2	▼	12
<b>Protective Orders</b>	2024	-	-	-	-	-	-	-	-	-	-	-	-	0	0	0
	2023	-	-	-	1	1	-	-	-	-	-	-	-	0	↔	2
<b>Uncontested Divorce</b>	2024	4	-	-	-	-	-	-	-	-	-	-	-	4	4	4
	2023	-	3	2	2	2	1	1	2	3	3	2	2	0	↔	23

# PLN-CCMS-10.11 CASELOAD STATISTICS OF THE CIRCUIT COURTS

Giles

January 2023 -- January 2024 Dispositions


Alexandria and Fairfax Circuit are not Included in State Totals

## Dashboard

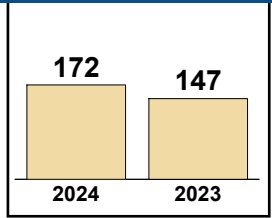
**Court:** Giles Circuit  
**Start/End Date:** Jan-23 / Jan-24  
**2023 Average Month:** 151  
**Jan-Jan 2023:** 147  
**Dispositions Trending:** ▲

**Circuit/Court ID:** 27 227071  
**Type of Case:** Dispositions  
**2024 Average Month:** 172  
**Jan-Jan 2024 :** 172  
**Overall AVG. Month:** 153

## Monthly Dispositions Summary



## Jan --- Jan Dispositions



## Dispositions by Division

Divisions		Jan	Feb	Mar	Apr	May	Jun	Jul	Aug	Sep	Oct	Nov	Dec	Thru Jan	% Change	Total
<b>Total</b>	2024	172												172	17%	172
	2023	147	105	211	150	121	118	193	175	146	131	143	177	147	▲	1,817
<b>Civil</b>	2024	11												11	-35%	11
	2023	17	14	12	16	6	18	62	7	18	24	8	12	17	▼	214
<b>Criminal</b>	2024	88												88	175%	88
	2023	32	25	80	59	50	38	42	79	74	39	64	56	32	▲	638
<b>Concealed Handgun Permits</b>	2024	29												29	-62%	29
	2023	76	41	93	48	48	34	33	55	30	29	49	25	76	▼	561
<b>Miscellaneous/ Other</b>	2024	44												44	100%	44
	2023	22	24	25	27	17	27	56	33	24	39	21	84	22	▲	399
<b>Others</b>	2024	-												0	0	0
	2023	-	1	1	-	-	1	-	1	-	-	1	-	0	↔	5

## Dispositions by Case Category

Case Categories		Jan	Feb	Mar	Apr	May	Jun	Jul	Aug	Sep	Oct	Nov	Dec	Thru Jan	% Change	Total
<b>Administrative Law</b>	2024	-												0	0	0
	2023	-						2	1					0	↔	3
<b>Contested Divorce</b>	2024	-												0	-100%	0
	2023	1		2	4		2	9	2	1	1	1	2	1	▼	25
<b>Domestic and Family - Level 1</b>	2024	7												7	-22%	7
	2023	9	13	2	1	5	2	3		7	15	2	6	9	▼	65
<b>Domestic and Family - Level 2</b>	2024	-												0	0	0
	2023	-			1		3	2		1	2	1	1	0	↔	11
<b>Felonies and Related Matters</b>	2024	49												49	206%	49
	2023	16	16	68	34	38	31	25	59	43	22	33	32	16	▲	417
<b>General Civil - Level 1</b>	2024	-												0	0	0
	2023	-			1			2						0	↔	3
<b>General Civil - Level 2</b>	2024	1												1	-50%	1
	2023	2		2	3		3	24	2	4	2	1	1	2	▼	44
<b>General Civil - Level 3</b>	2024	-												0	0	0
	2023	-		1	2		4	14					1	0	↔	22
<b>Miscellaneous Civil</b>	2024	40												40	-51%	40
	2023	81	46	101	58	50	40	49	61	40	44	53	28	81	▼	651
<b>Misdemeanor</b>	2024	39												39	179%	39
	2023	14	5	14	22	11	7	16	20	29	17	26	23	14	▲	204
<b>Other</b>	2024	33												33	94%	33
	2023	17	20	18	15	15	20	21	25	14	24	17	81	17	▲	287
<b>Other Criminally Related Matters</b>	2024	-												0	-100%	0
	2023	2	4	1	3	1		1		2		5	1	2	▼	20
<b>Probates/Wills &amp; Trusts - Level 1</b>	2024	-												0	0	0
	2023	-						1						0	↔	1
<b>Probates/Wills &amp; Trusts - Level 2</b>	2024	-												0	-100%	0
	2023	1	1		1	1	1	6		1	1	2	1	1	▼	16
<b>Protective Orders</b>	2024	-												0	0	0
	2023	-							1					0	↔	1
<b>Uncontested Divorce</b>	2024	3												3	-25%	3
	2023	4		2	5		5	18	4	4	3	1	1	4	▼	47

This report reflects data in the case management system. Numbers will update accordingly as reports are refreshed and posted.

# PLN-CCMS-10.11 CASELOAD STATISTICS OF THE CIRCUIT COURTS

Grayson

January 2023 -- January 2024 Dispositions


Alexandria and Fairfax Circuit are not Included in State Totals

## Dashboard

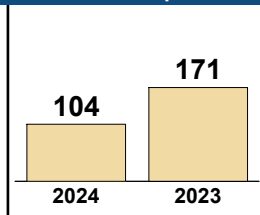
**Court:** Grayson Circuit  
**Start/End Date:** Jan-23 / Jan-24  
**2023 Average Month:** 179  
**Jan-Jan 2023:** 171  
**Dispositions Trending:** ▼

**Circuit/Court ID:** 27 227077  
**Type of Case:** Dispositions  
**2024 Average Month:** 104  
**Jan-Jan 2024 :** 104  
**Overall AVG. Month:** 173

## Monthly Dispositions Summary



## Jan --- Jan Dispositions



## Dispositions by Division

Divisions		Jan	Feb	Mar	Apr	May	Jun	Jul	Aug	Sep	Oct	Nov	Dec	Thru Jan	% Change	Total
<b>Total</b>	2024	104	-	-	-	-	-	-	-	-	-	-	-	104	-39%	104
	2023	171	184	272	200	161	234	132	141	158	186	146	165	171	▼	2,150
<b>Civil</b>	2024	13	-	-	-	-	-	-	-	-	-	-	-	13	44%	13
	2023	9	16	8	18	22	39	9	28	22	22	8	28	9	▲	229
<b>Criminal</b>	2024	35	-	-	-	-	-	-	-	-	-	-	-	35	-41%	35
	2023	59	72	118	99	58	118	81	46	84	86	87	68	59	▼	976
<b>Concealed Handgun Permits</b>	2024	45	-	-	-	-	-	-	-	-	-	-	-	45	-35%	45
	2023	69	69	113	60	53	55	21	38	38	49	37	47	69	▼	649
<b>Miscellaneous/ Other</b>	2024	11	-	-	-	-	-	-	-	-	-	-	-	11	-68%	11
	2023	34	27	33	23	28	22	21	29	14	28	14	22	34	▼	295
<b>Others</b>	2024	-	-	-	-	-	-	-	-	-	-	-	-	0	0	0
	2023	-	-	-	-	-	-	-	-	-	1	-	-	0	↔	1

## Dispositions by Case Category

Case Categories		Jan	Feb	Mar	Apr	May	Jun	Jul	Aug	Sep	Oct	Nov	Dec	Thru Jan	% Change	Total
<b>Capital Murder</b>	2024	-	-	-	-	-	-	-	-	-	-	-	-	0	0	0
	2023	-	-	-	-	-	-	-	-	2	-	-	-	0	↔	2
<b>Contested Divorce</b>	2024	1	-	-	-	-	-	-	-	-	-	-	-	1	-50%	1
	2023	2	-	2	2	1	2	1	2	2	1	1	2	2	▼	18
<b>Domestic and Family - Level 1</b>	2024	-	-	-	-	-	-	-	-	-	-	-	-	0	-100%	0
	2023	2	6	-	-	2	23	-	21	3	2	1	13	2	▼	73
<b>Domestic and Family - Level 2</b>	2024	4	-	-	-	-	-	-	-	-	-	-	-	4	4	4
	2023	-	1	1	1	2	2	-	2	5	3	-	1	0	↔	18
<b>Felonies and Related Matters</b>	2024	27	-	-	-	-	-	-	-	-	-	-	-	27	-31%	27
	2023	39	55	96	80	47	90	61	33	65	70	64	49	39	▼	749
<b>General Civil - Level 1</b>	2024	-	-	-	-	-	-	-	-	-	-	-	-	0	0	0
	2023	-	-	-	-	-	-	-	1	1	-	-	-	0	↔	2
<b>General Civil - Level 2</b>	2024	1	-	-	-	-	-	-	-	-	-	-	-	1	-88%	1
	2023	8	3	1	5	3	3	-	-	1	7	-	2	8	▼	33
<b>General Civil - Level 3</b>	2024	-	-	-	-	-	-	-	-	-	-	-	-	0	-100%	0
	2023	1	3	2	6	5	2	2	1	2	2	2	2	1	▼	30
<b>Miscellaneous Civil</b>	2024	46	-	-	-	-	-	-	-	-	-	-	-	46	-35%	46
	2023	71	76	120	66	63	64	25	43	44	55	41	56	71	▼	724
<b>Misdemeanor</b>	2024	6	-	-	-	-	-	-	-	-	-	-	-	6	-60%	6
	2023	15	14	21	19	8	26	18	13	14	16	19	19	15	▼	202
<b>Other</b>	2024	11	-	-	-	-	-	-	-	-	-	-	-	11	-59%	11
	2023	27	19	26	17	17	14	20	23	10	16	11	17	27	▼	217
<b>Other Criminally Related Matters</b>	2024	2	-	-	-	-	-	-	-	-	-	-	-	2	-60%	2
	2023	5	3	1	-	3	3	2	-	4	2	4	1	5	▼	28
<b>Probates/Wills &amp; Trusts - Level 1</b>	2024	-	-	-	-	-	-	-	-	-	-	-	-	0	0	0
	2023	-	-	-	-	-	1	-	-	-	-	-	-	0	↔	1
<b>Probates/Wills &amp; Trusts - Level 2</b>	2024	1	-	-	-	-	-	-	-	-	-	-	-	1	1	1
	2023	-	-	-	-	7	3	-	-	3	2	-	-	0	↔	15
<b>Protective Orders</b>	2024	1	-	-	-	-	-	-	-	-	-	-	-	1	1	1
	2023	-	-	-	-	-	-	-	-	-	-	-	-	0	↔	0
<b>Uncontested Divorce</b>	2024	4	-	-	-	-	-	-	-	-	-	-	-	4	300%	4
	2023	1	4	2	4	3	1	3	2	2	10	3	3	1	▲	38

This report reflects data in the case management system. Numbers will update accordingly as reports are refreshed and posted.



# PLN-CCMS-10.11 CASELOAD STATISTICS OF THE CIRCUIT COURTS

Montgomery

January 2023 -- January 2024 Dispositions


Alexandria and Fairfax Circuit are not Included in State Totals

### Dashboard

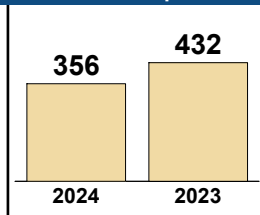
**Court:** Montgomery Circuit  
**Start/End Date:** Jan-23 / Jan-24  
**2023 Average Month:** 429  
**Jan-Jan 2023:** 432  
**Dispositions Trending:** ▼

**Circuit/Court ID:** 27 227121  
**Type of Case:** Dispositions  
**2024 Average Month:** 356  
**Jan-Jan 2024 :** 356  
**Overall AVG. Month:** 423

### Monthly Dispositions Summary



### Jan --- Jan Dispositions



### Dispositions by Division

Divisions		Jan	Feb	Mar	Apr	May	Jun	Jul	Aug	Sep	Oct	Nov	Dec	Thru Jan	% Change	Total
<b>Total</b>	2024	356	-	-	-	-	-	-	-	-	-	-	-	356	-18%	356
	2023	432	456	558	395	426	378	417	464	354	419	498	345	432	▼	5,142
<b>Civil</b>	2024	33	-	-	-	-	-	-	-	-	-	-	-	33	-34%	33
	2023	50	42	54	52	37	46	69	50	34	39	38	41	50	▼	552
<b>Criminal</b>	2024	205	-	-	-	-	-	-	-	-	-	-	-	205	11%	205
	2023	184	268	349	187	228	199	228	300	211	255	320	147	184	▲	2,876
<b>Concealed Handgun Permits</b>	2024	83	-	-	-	-	-	-	-	-	-	-	-	83	-47%	83
	2023	156	108	125	100	133	94	82	77	86	96	100	84	156	▼	1,241
<b>Miscellaneous/ Other</b>	2024	35	-	-	-	-	-	-	-	-	-	-	-	35	-17%	35
	2023	42	38	30	56	28	39	38	37	23	28	39	73	42	▼	471
<b>Others</b>	2024	-	-	-	-	-	-	-	-	-	-	-	-	0	0	0
	2023	-	-	-	-	-	-	-	-	-	1	1	-	0	↔	2

### Dispositions by Case Category

Case Categories		Jan	Feb	Mar	Apr	May	Jun	Jul	Aug	Sep	Oct	Nov	Dec	Thru Jan	% Change	Total
<b>Administrative Law</b>	2024	-	-	-	-	-	-	-	-	-	-	-	-	0	-100%	0
	2023	1	-	-	-	-	-	-	-	-	-	-	-	1	▼	1
<b>Contested Divorce</b>	2024	3	-	-	-	-	-	-	-	-	-	-	-	3	3	3
	2023	-	7	4	8	5	10	8	8	7	4	8	7	0	↔	76
<b>Domestic and Family - Level 1</b>	2024	2	-	-	-	-	-	-	-	-	-	-	-	2	-88%	2
	2023	16	6	5	7	6	2	18	4	-	4	6	10	16	▼	84
<b>Domestic and Family - Level 2</b>	2024	2	-	-	-	-	-	-	-	-	-	-	-	2	-60%	2
	2023	5	2	4	3	2	2	2	3	1	2	1	-	5	▼	27
<b>Felonies and Related Matters</b>	2024	125	-	-	-	-	-	-	-	-	-	-	-	125	2%	125
	2023	123	186	196	116	168	137	137	205	132	166	205	82	123	▲	1,853
<b>General Civil - Level 1</b>	2024	2	-	-	-	-	-	-	-	-	-	-	-	2	2	2
	2023	-	2	1	1	-	2	1	-	-	-	-	2	0	↔	10
<b>General Civil - Level 2</b>	2024	12	-	-	-	-	-	-	-	-	-	-	-	12	33%	12
	2023	9	6	11	5	7	4	10	9	1	5	3	9	9	▲	79
<b>General Civil - Level 3</b>	2024	6	-	-	-	-	-	-	-	-	-	-	-	6	-33%	6
	2023	9	6	11	2	5	4	19	10	9	8	-	4	9	▼	87
<b>Miscellaneous Civil</b>	2024	102	-	-	-	-	-	-	-	-	-	-	-	102	-43%	102
	2023	179	129	148	143	153	121	109	108	103	115	127	104	179	▼	1,539
<b>Misdemeanor</b>	2024	67	-	-	-	-	-	-	-	-	-	-	-	67	31%	67
	2023	51	75	144	62	55	56	77	88	77	76	100	53	51	▲	914
<b>Other</b>	2024	9	-	-	-	-	-	-	-	-	-	-	-	9	-47%	9
	2023	17	16	4	9	8	11	8	3	4	8	13	50	17	▼	151
<b>Other Criminally Related Matters</b>	2024	13	-	-	-	-	-	-	-	-	-	-	-	13	30%	13
	2023	10	7	9	9	5	7	14	7	2	13	15	12	10	▲	110
<b>Probates/Wills &amp; Trusts - Level 1</b>	2024	-	-	-	-	-	-	-	-	-	-	-	-	0	0	0
	2023	-	-	-	-	-	-	1	-	-	-	-	1	0	↔	2
<b>Probates/Wills &amp; Trusts - Level 2</b>	2024	-	-	-	-	-	-	-	-	-	-	-	-	0	-100%	0
	2023	2	1	3	5	1	3	1	1	-	-	3	1	2	▼	21
<b>Protective Orders</b>	2024	-	-	-	-	-	-	-	-	-	-	-	-	0	0	0
	2023	-	-	-	-	-	-	-	-	-	-	1	-	0	↔	1
<b>Uncontested Divorce</b>	2024	13	-	-	-	-	-	-	-	-	-	-	-	13	30%	13
	2023	10	13	18	25	11	19	12	18	18	18	14	11	10	▲	187

This report reflects data in the case management system. Numbers will update accordingly as reports are refreshed and posted.

# PLN-CCMS-10.11 CASELOAD STATISTICS OF THE CIRCUIT COURTS

Pulaski

January 2023 -- January 2024 Dispositions


Alexandria and Fairfax Circuit are not Included in State Totals

## Dashboard

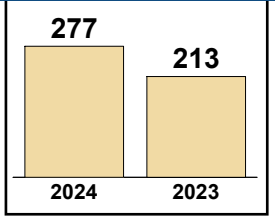
**Court:** Pulaski Circuit  
**Start/End Date:** Jan-23 / Jan-24  
**2023 Average Month:** 279  
**Jan-Jan 2023:** 213  
**Dispositions Trending:** ▲

**Circuit/Court ID:** 27 227155  
**Type of Case:** Dispositions  
**2024 Average Month:** 277  
**Jan-Jan 2024 :** 277  
**Overall AVG. Month:** 279

## Monthly Dispositions Summary



## Jan --- Jan Dispositions



## Dispositions by Division

Divisions		Jan	Feb	Mar	Apr	May	Jun	Jul	Aug	Sep	Oct	Nov	Dec	Thru Jan	% Change	Total
<b>Total</b>	2024	277	-	-	-	-	-	-	-	-	-	-	-	277	30%	277
	2023	213	336	432	193	281	348	250	319	272	230	281	192	213	▲	3,347
<b>Civil</b>	2024	20	-	-	-	-	-	-	-	-	-	-	-	20	-33%	20
	2023	30	26	31	21	51	18	22	22	21	24	23	20	30	▼	309
<b>Criminal</b>	2024	149	-	-	-	-	-	-	-	-	-	-	-	149	28%	149
	2023	116	202	191	108	146	246	114	205	193	120	172	116	116	▲	1,929
<b>Concealed Handgun Permits</b>	2024	100	-	-	-	-	-	-	-	-	-	-	-	100	100%	100
	2023	50	100	197	51	50	73	103	74	50	75	75	50	50	▲	948
<b>Miscellaneous/ Other</b>	2024	8	-	-	-	-	-	-	-	-	-	-	-	8	-47%	8
	2023	15	8	13	13	34	11	11	18	8	11	11	6	15	▼	159
<b>Others</b>	2024	-	-	-	-	-	-	-	-	-	-	-	-	0	-100%	0
	2023	2	-	-	-	-	-	-	-	-	-	-	-	2	▼	2

## Dispositions by Case Category

Case Categories		Jan	Feb	Mar	Apr	May	Jun	Jul	Aug	Sep	Oct	Nov	Dec	Thru Jan	% Change	Total
<b>Administrative Law</b>	2024	-	-	-	-	-	-	-	-	-	-	-	-	0	0	0
	2023	-	-	-	1	-	-	-	-	-	-	-	-	0	↔	1
<b>Capital Murder</b>	2024	-	-	-	-	-	-	-	-	-	-	-	-	0	0	0
	2023	-	-	-	-	-	-	-	1	-	-	-	-	0	↔	1
<b>Contested Divorce</b>	2024	5	-	-	-	-	-	-	-	-	-	-	-	5	25%	5
	2023	4	5	5	2	6	-	1	4	4	4	1	2	4	▲	38
<b>Domestic and Family - Level 1</b>	2024	5	-	-	-	-	-	-	-	-	-	-	-	5	0%	5
	2023	5	13	12	13	8	5	6	8	2	8	5	4	5	↔	89
<b>Domestic and Family - Level 2</b>	2024	-	-	-	-	-	-	-	-	-	-	-	-	0	-100%	0
	2023	4	-	-	-	2	-	1	-	1	-	-	-	4	▼	8
<b>Felonies and Related Matters</b>	2024	115	-	-	-	-	-	-	-	-	-	-	-	115	58%	115
	2023	73	147	139	78	93	191	87	136	156	93	109	80	73	▲	1,382
<b>General Civil - Level 1</b>	2024	-	-	-	-	-	-	-	-	-	-	-	-	0	0	0
	2023	-	-	-	-	2	-	-	-	-	2	-	-	0	↔	4
<b>General Civil - Level 2</b>	2024	1	-	-	-	-	-	-	-	-	-	-	-	1	-86%	1
	2023	7	1	1	1	8	1	4	2	3	1	3	3	7	▼	35
<b>General Civil - Level 3</b>	2024	3	-	-	-	-	-	-	-	-	-	-	-	3	50%	3
	2023	2	3	4	-	8	1	3	2	4	2	2	-	2	▲	31
<b>Miscellaneous Civil</b>	2024	108	-	-	-	-	-	-	-	-	-	-	-	108	64%	108
	2023	66	107	209	63	78	86	112	92	56	90	85	57	66	▲	1,101
<b>Misdemeanor</b>	2024	26	-	-	-	-	-	-	-	-	-	-	-	26	-10%	26
	2023	29	48	44	23	39	53	23	59	32	26	54	32	29	▼	462
<b>Other</b>	2024	-	-	-	-	-	-	-	-	-	-	-	-	0	-100%	0
	2023	2	-	-	-	3	-	-	-	-	-	-	1	2	▼	6
<b>Other Criminally Related Matters</b>	2024	8	-	-	-	-	-	-	-	-	-	-	-	8	-43%	8
	2023	14	8	8	7	14	2	4	9	5	1	9	4	14	▼	85
<b>Probates/Wills &amp; Trusts - Level 1</b>	2024	-	-	-	-	-	-	-	-	-	-	-	-	0	0	0
	2023	-	-	-	-	-	-	-	-	1	-	-	-	0	↔	1
<b>Probates/Wills &amp; Trusts - Level 2</b>	2024	1	-	-	-	-	-	-	-	-	-	-	-	1	0%	1
	2023	1	-	2	1	4	1	-	-	-	1	-	3	1	↔	13
<b>Protective Orders</b>	2024	-	-	-	-	-	-	-	-	-	-	-	-	0	-100%	0
	2023	1	2	1	-	6	3	2	1	-	-	8	-	1	▼	24
<b>Uncontested Divorce</b>	2024	5	-	-	-	-	-	-	-	-	-	-	-	5	0%	5
	2023	5	2	7	4	10	5	7	5	6	4	5	6	5	↔	66

This report reflects data in the case management system. Numbers will update accordingly as reports are refreshed and posted.

# PLN-CCMS-10.11 CASELOAD STATISTICS OF THE CIRCUIT COURTS

January 2023 -- January 2024 Dispositions

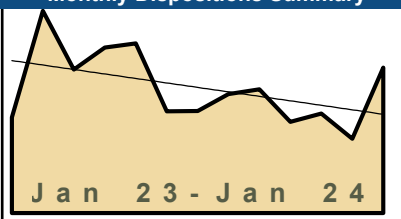
Alexandria and Fairfax Circuit are not Included in State Totals

## Dashboard

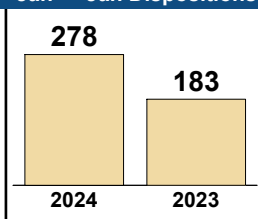
**Court:** Wythe Circuit  
**Start/End Date:** Jan-23 / Jan-24  
**2023 Average Month:** 237  
**Jan-Jan 2023:** 183  
**Dispositions Trending:** ▲

**Circuit/Court ID:** 27 227197  
**Type of Case:** Dispositions  
**2024 Average Month:** 278  
**Jan-Jan 2024 :** 278  
**Overall AVG. Month:** 240

## Monthly Dispositions Summary



## Jan --- Jan Dispositions



## Dispositions by Division

Divisions		Jan	Feb	Mar	Apr	May	Jun	Jul	Aug	Sep	Oct	Nov	Dec	Thru Jan	% Change	Total
<b>Total</b>	2024	278	-	-	-	-	-	-	-	-	-	-	-	278	52%	278
	2023	183	386	274	316	324	194	195	227	236	174	190	142	183	▲	2,841
<b>Civil</b>	2024	18	-	-	-	-	-	-	-	-	-	-	-	18	64%	18
	2023	11	25	21	28	22	32	29	32	24	17	23	24	11	▲	288
<b>Criminal</b>	2024	145	-	-	-	-	-	-	-	-	-	-	-	145	116%	145
	2023	67	188	95	154	200	66	87	111	124	60	101	59	67	▲	1,312
<b>Concealed Handgun Permits</b>	2024	99	-	-	-	-	-	-	-	-	-	-	-	99	11%	99
	2023	89	158	131	114	87	78	60	67	70	81	57	49	89	▲	1,041
<b>Miscellaneous/ Other</b>	2024	15	-	-	-	-	-	-	-	-	-	-	-	15	-6%	15
	2023	16	15	27	20	15	18	19	17	18	16	9	10	16	▼	200
<b>Others</b>	2024	1	-	-	-	-	-	-	-	-	-	-	-	1	1	1
	2023	-	-	-	-	-	-	-	-	-	-	-	-	0	↔	0

## Dispositions by Case Category

Case Categories		Jan	Feb	Mar	Apr	May	Jun	Jul	Aug	Sep	Oct	Nov	Dec	Thru Jan	% Change	Total
<b>Contested Divorce</b>	2024	-	-	-	-	-	-	-	-	-	-	-	-	0	-100%	0
	2023	1	7	1	1	2	13	6	4	6	3	3	5	1	▼	52
<b>Domestic and Family - Level 1</b>	2024	4	-	-	-	-	-	-	-	-	-	-	-	4	4	4
	2023	-	3	15	11	6	1	-	4	2	3	1	-	0	↔	46
<b>Domestic and Family - Level 2</b>	2024	1	-	-	-	-	-	-	-	-	-	-	-	1	1	1
	2023	-	1	-	2	-	-	-	1	1	-	1	-	0	↔	6
<b>Felonies and Related Matters</b>	2024	108	-	-	-	-	-	-	-	-	-	-	-	108	77%	108
	2023	61	144	65	124	156	53	63	87	98	39	82	50	61	▲	1,022
<b>General Civil - Level 1</b>	2024	-	-	-	-	-	-	-	-	-	-	-	-	0	0	0
	2023	-	1	-	-	-	1	-	-	1	-	-	-	0	↔	3
<b>General Civil - Level 2</b>	2024	3	-	-	-	-	-	-	-	-	-	-	-	3	-25%	3
	2023	4	5	1	1	1	1	2	3	3	1	4	1	4	▼	27
<b>General Civil - Level 3</b>	2024	4	-	-	-	-	-	-	-	-	-	-	-	4	4	4
	2023	-	6	2	3	4	4	2	8	6	5	3	2	0	↔	45
<b>Miscellaneous Civil</b>	2024	113	-	-	-	-	-	-	-	-	-	-	-	113	9%	113
	2023	104	171	157	136	104	97	81	85	86	96	71	66	104	▲	1,254
<b>Misdemeanor</b>	2024	36	-	-	-	-	-	-	-	-	-	-	-	36	1,700%	36
	2023	2	41	25	24	38	7	20	22	22	19	18	8	2	▲	246
<b>Other</b>	2024	2	-	-	-	-	-	-	-	-	-	-	-	2	2	2
	2023	-	-	1	-	-	-	1	1	1	-	-	-	0	↔	4
<b>Other Criminally Related Matters</b>	2024	1	-	-	-	-	-	-	-	-	-	-	-	1	-75%	1
	2023	4	3	5	7	6	6	4	3	4	2	1	1	4	▼	46
<b>Probates/Wills &amp; Trusts - Level 1</b>	2024	-	-	-	-	-	-	-	-	-	-	-	-	0	0	0
	2023	-	-	-	-	-	-	-	1	-	-	-	-	0	↔	1
<b>Probates/Wills &amp; Trusts - Level 2</b>	2024	2	-	-	-	-	-	-	-	-	-	-	-	2	2	2
	2023	-	3	-	2	3	1	3	-	2	1	2	-	0	↔	17
<b>Uncontested Divorce</b>	2024	4	-	-	-	-	-	-	-	-	-	-	-	4	-43%	4
	2023	7	1	2	5	4	10	13	8	4	5	4	9	7	▼	72

# PLN-CCMS-10.11 CASELOAD STATISTICS OF THE CIRCUIT COURTS

Radford

January 2023 -- January 2024 Dispositions

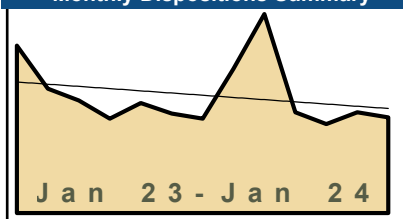
Alexandria and Fairfax Circuit are not Included in State Totals

## Dashboard

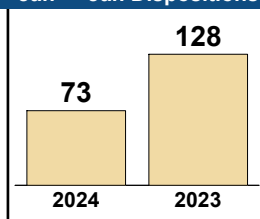
**Court:** Radford Circuit  
**Start/End Date:** Jan-23 / Jan-24  
**2023 Average Month:** 91  
**Jan-Jan 2023:** 128  
**Dispositions Trending:** ▼

**Circuit/Court ID:** 27 227750  
**Type of Case:** Dispositions  
**2024 Average Month:** 73  
**Jan-Jan 2024 :** 73  
**Overall AVG. Month:** 90

## Monthly Dispositions Summary



## Jan --- Jan Dispositions



## Dispositions by Division

Divisions	Year	Jan	Feb	Mar	Apr	May	Jun	Jul	Aug	Sep	Oct	Nov	Dec	Thru Jan	% Change	Total
<b>Total</b>	2024	73	-	-	-	-	-	-	-	-	-	-	-	73	-43%	73
	2023	128	95	86	72	84	76	72	110	152	77	68	77	128	▼	1,097
<b>Civil</b>	2024	5	-	-	-	-	-	-	-	-	-	-	-	5	-69%	5
	2023	16	1	5	10	18	6	8	12	8	4	5	5	16	▼	98
<b>Criminal</b>	2024	39	-	-	-	-	-	-	-	-	-	-	-	39	-47%	39
	2023	73	70	54	39	32	40	33	70	121	57	40	51	73	▼	680
<b>Concealed Handgun Permits</b>	2024	27	-	-	-	-	-	-	-	-	-	-	-	27	-16%	27
	2023	32	19	18	18	19	26	18	20	19	13	19	16	32	▼	237
<b>Miscellaneous/ Other</b>	2024	2	-	-	-	-	-	-	-	-	-	-	-	2	-71%	2
	2023	7	5	9	5	15	4	12	7	4	3	4	5	7	▼	80
<b>Others</b>	2024	-	-	-	-	-	-	-	-	-	-	-	-	0	0	0
	2023	-	-	-	-	-	-	1	1	-	-	-	-	0	↔	2

## Dispositions by Case Category

Case Categories	Year	Jan	Feb	Mar	Apr	May	Jun	Jul	Aug	Sep	Oct	Nov	Dec	Thru Jan	% Change	Total
<b>Capital Murder</b>	2024	-	-	-	-	-	-	-	-	-	-	-	-	0	0	0
	2023	-	-	-	-	-	-	-	-	-	1	-	-	0	↔	1
<b>Contested Divorce</b>	2024	-	-	-	-	-	-	-	-	-	-	-	-	0	-100%	0
	2023	2	-	1	-	4	-	-	1	1	2	1	-	2	▼	12
<b>Domestic and Family - Level 1</b>	2024	-	-	-	-	-	-	-	-	-	-	-	-	0	-100%	0
	2023	10	-	-	6	2	2	-	9	2	-	2	-	10	▼	33
<b>Domestic and Family - Level 2</b>	2024	-	-	-	-	-	-	-	-	-	-	-	-	0	0	0
	2023	-	1	-	3	1	1	3	-	-	-	1	-	0	↔	10
<b>Felonies and Related Matters</b>	2024	30	-	-	-	-	-	-	-	-	-	-	-	30	-45%	30
	2023	55	52	32	30	19	26	22	50	99	39	26	40	55	▼	490
<b>General Civil - Level 2</b>	2024	1	-	-	-	-	-	-	-	-	-	-	-	1	-50%	1
	2023	2	-	3	-	3	-	2	-	1	1	1	4	2	▼	17
<b>General Civil - Level 3</b>	2024	1	-	-	-	-	-	-	-	-	-	-	-	1	1	1
	2023	-	-	1	-	8	-	1	-	-	-	-	-	0	↔	10
<b>Miscellaneous Civil</b>	2024	29	-	-	-	-	-	-	-	-	-	-	-	29	-24%	29
	2023	38	23	25	23	29	30	30	26	23	15	23	20	38	▼	305
<b>Misdemeanor</b>	2024	8	-	-	-	-	-	-	-	-	-	-	-	8	-47%	8
	2023	15	18	21	7	12	13	7	20	21	15	13	11	15	▼	173
<b>Other</b>	2024	-	-	-	-	-	-	-	-	-	-	-	-	0	0	0
	2023	-	-	-	-	-	-	1	2	-	-	-	-	0	↔	3
<b>Other Criminally Related Matters</b>	2024	1	-	-	-	-	-	-	-	-	-	-	-	1	-67%	1
	2023	3	-	1	2	1	1	4	1	1	2	1	-	3	▼	17
<b>Probates/Wills &amp; Trusts - Level 1</b>	2024	-	-	-	-	-	-	-	-	-	-	-	-	0	0	0
	2023	-	-	-	-	-	-	1	-	-	-	-	-	0	↔	1
<b>Probates/Wills &amp; Trusts - Level 2</b>	2024	-	-	-	-	-	-	-	-	-	-	-	-	0	0	0
	2023	-	-	-	-	-	1	-	-	-	-	-	-	0	↔	1
<b>Protective Orders</b>	2024	-	-	-	-	-	-	-	-	-	-	-	-	0	0	0
	2023	-	-	-	-	-	-	-	-	1	1	-	-	0	↔	2
<b>Uncontested Divorce</b>	2024	3	-	-	-	-	-	-	-	-	-	-	-	3	0%	3
	2023	3	1	2	1	5	2	1	1	3	1	-	2	3	↔	22

This report reflects data in the case management system. Numbers will update accordingly as reports are refreshed and posted.

# PLN-CCMS-10.11 CASELOAD STATISTICS OF THE CIRCUIT COURTS

January 2023 -- January 2024 Dispositions

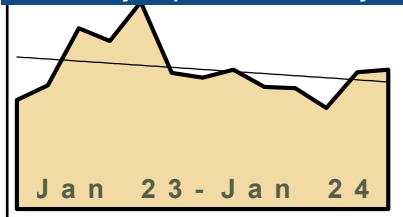
Alexandria and Fairfax Circuit are not Included in State Totals

## Dashboard

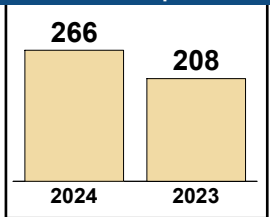
**Court:** Smyth Circuit  
**Start/End Date:** Jan-23 / Jan-24  
**2023 Average Month:** 267  
**Jan-Jan 2023:** 208  
**Dispositions Trending:** ▲

**Circuit/Court ID:** 28 228173  
**Type of Case:** Dispositions  
**2024 Average Month:** 266  
**Jan-Jan 2024 :** 266  
**Overall AVG. Month:** 267

## Monthly Dispositions Summary



## Jan --- Jan Dispositions



## Dispositions by Division

Divisions		Jan	Feb	Mar	Apr	May	Jun	Jul	Aug	Sep	Oct	Nov	Dec	Thru Jan	% Change	Total
<b>Total</b>	2024	266	-	-	-	-	-	-	-	-	-	-	-	266	28%	266
	2023	208	236	345	321	395	260	251	266	233	231	193	261	208	▲	3,200
<b>Civil</b>	2024	9	-	-	-	-	-	-	-	-	-	-	-	9	-59%	9
	2023	22	16	28	25	32	22	23	32	46	66	28	19	22	▼	359
<b>Criminal</b>	2024	69	-	-	-	-	-	-	-	-	-	-	-	69	64%	69
	2023	42	71	109	95	86	121	112	111	71	58	60	57	42	▲	993
<b>Concealed Handgun Permits</b>	2024	70	-	-	-	-	-	-	-	-	-	-	-	70	-17%	70
	2023	84	74	149	140	219	62	64	67	65	44	55	55	84	▼	1,078
<b>Miscellaneous/ Other</b>	2024	111	-	-	-	-	-	-	-	-	-	-	-	111	95%	111
	2023	57	67	42	57	47	46	51	44	41	58	39	120	57	▲	669
<b>Others</b>	2024	7	-	-	-	-	-	-	-	-	-	-	-	7	133%	7
	2023	3	8	17	4	11	9	1	12	10	5	11	10	3	▲	101

## Dispositions by Case Category

Case Categories		Jan	Feb	Mar	Apr	May	Jun	Jul	Aug	Sep	Oct	Nov	Dec	Thru Jan	% Change	Total
<b>Administrative Law</b>	2024	-	-	-	-	-	-	-	-	-	-	-	-	0	0	0
	2023	-	-	-	-	-	-	-	-	1	1	-	-	0	↔	2
<b>Contested Divorce</b>	2024	-	-	-	-	-	-	-	-	-	-	-	-	0	-100%	0
	2023	6	1	1	4	2	1	5	4	11	11	3	2	6	▼	51
<b>Domestic and Family - Level 1</b>	2024	1	-	-	-	-	-	-	-	-	-	-	-	1	1	1
	2023	-	2	14	6	10	-	3	2	1	3	-	3	0	↔	44
<b>Domestic and Family - Level 2</b>	2024	1	-	-	-	-	-	-	-	-	-	-	-	1	-67%	1
	2023	3	3	1	1	2	2	2	6	2	9	6	1	3	▼	38
<b>Felonies and Related Matters</b>	2024	62	-	-	-	-	-	-	-	-	-	-	-	62	94%	62
	2023	32	62	93	73	69	100	97	79	42	34	41	34	32	▲	756
<b>General Civil - Level 1</b>	2024	-	-	-	-	-	-	-	-	-	-	-	-	0	0	0
	2023	-	-	-	-	2	-	1	-	-	1	-	1	0	↔	5
<b>General Civil - Level 2</b>	2024	2	-	-	-	-	-	-	-	-	-	-	-	2	100%	2
	2023	1	1	3	3	3	5	2	4	4	13	8	2	1	▲	49
<b>General Civil - Level 3</b>	2024	2	-	-	-	-	-	-	-	-	-	-	-	2	2	2
	2023	-	4	4	-	4	6	2	9	5	9	1	2	0	↔	46
<b>Miscellaneous Civil</b>	2024	78	-	-	-	-	-	-	-	-	-	-	-	78	-13%	78
	2023	90	89	161	148	235	71	82	79	74	59	62	83	90	▼	1,233
<b>Misdemeanor</b>	2024	7	-	-	-	-	-	-	-	-	-	-	-	7	-22%	7
	2023	9	9	15	18	17	21	13	28	28	15	19	18	9	▼	210
<b>Other</b>	2024	107	-	-	-	-	-	-	-	-	-	-	-	107	102%	107
	2023	53	58	43	53	41	43	33	43	40	39	42	101	53	▲	589
<b>Other Criminally Related Matters</b>	2024	-	-	-	-	-	-	-	-	-	-	-	-	0	-100%	0
	2023	1	-	1	4	-	-	3	4	1	9	-	5	1	▼	28
<b>Probates/Wills &amp; Trusts - Level 2</b>	2024	-	-	-	-	-	-	-	-	-	-	-	-	0	-100%	0
	2023	2	4	4	2	1	1	1	2	2	3	1	1	2	▼	24
<b>Uncontested Divorce</b>	2024	6	-	-	-	-	-	-	-	-	-	-	-	6	-45%	6
	2023	11	3	5	9	9	10	7	6	22	25	10	8	11	▼	125

# PLN-CCMS-10.11 CASELOAD STATISTICS OF THE CIRCUIT COURTS

Washington

January 2023 -- January 2024 Dispositions


Alexandria and Fairfax Circuit are not Included in State Totals

## Dashboard

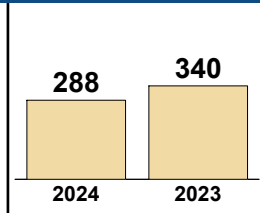
**Court:** Washington Circuit  
**Start/End Date:** Jan-23 / Jan-24  
**2023 Average Month:** 424  
**Jan-Jan 2023:** 340  
**Dispositions Trending:** ▼

**Circuit/Court ID:** 28 228191  
**Type of Case:** Dispositions  
**2024 Average Month:** 288  
**Jan-Jan 2024 :** 288  
**Overall AVG. Month:** 414

## Monthly Dispositions Summary



## Jan --- Jan Dispositions



## Dispositions by Division

Divisions		Jan	Feb	Mar	Apr	May	Jun	Jul	Aug	Sep	Oct	Nov	Dec	Thru Jan	% Change	Total
<b>Total</b>	2024	288	-	-	-	-	-	-	-	-	-	-	-	288	-15%	288
	2023	340	387	437	434	329	577	513	446	382	371	334	540	340	▼	5,090
<b>Civil</b>	2024	30	-	-	-	-	-	-	-	-	-	-	-	30	-19%	30
	2023	37	27	40	44	50	47	40	50	79	28	28	20	37	▼	490
<b>Criminal</b>	2024	132	-	-	-	-	-	-	-	-	-	-	-	132	12%	132
	2023	118	154	190	119	135	211	260	209	107	128	191	113	118	▲	1,935
<b>Concealed Handgun Permits</b>	2024	80	-	-	-	-	-	-	-	-	-	-	-	80	-37%	80
	2023	127	153	137	218	83	263	145	96	124	159	55	233	127	▼	1,793
<b>Miscellaneous/ Other</b>	2024	45	-	-	-	-	-	-	-	-	-	-	-	45	-22%	45
	2023	58	53	70	53	61	56	68	91	71	55	58	170	58	▼	864
<b>Others</b>	2024	1	-	-	-	-	-	-	-	-	-	-	-	1	1	1
	2023	-	-	-	-	-	-	-	-	1	1	2	4	0	↔	8

## Dispositions by Case Category

Case Categories		Jan	Feb	Mar	Apr	May	Jun	Jul	Aug	Sep	Oct	Nov	Dec	Thru Jan	% Change	Total
<b>Administrative Law</b>	2024	-	-	-	-	-	-	-	-	-	-	-	-	0	0	0
	2023	-	-	-	-	-	-	-	-	3	-	-	-	0	↔	3
<b>Capital Murder</b>	2024	-	-	-	-	-	-	-	-	-	-	-	-	0	-100%	0
	2023	3	-	-	-	-	-	-	-	-	1	-	-	3	▼	4
<b>Contested Divorce</b>	2024	2	-	-	-	-	-	-	-	-	-	-	-	2	0%	2
	2023	2	2	5	3	4	2	2	3	8	4	4	2	2	↔	41
<b>Domestic and Family - Level 1</b>	2024	5	-	-	-	-	-	-	-	-	-	-	-	5	-29%	5
	2023	7	1	5	7	16	5	4	1	1	12	-	-	7	▼	59
<b>Domestic and Family - Level 2</b>	2024	-	-	-	-	-	-	-	-	-	-	-	-	0	-100%	0
	2023	4	4	2	6	5	3	2	2	6	2	-	2	4	▼	38
<b>Felonies and Related Matters</b>	2024	95	-	-	-	-	-	-	-	-	-	-	-	95	-7%	95
	2023	102	128	139	96	109	164	229	153	77	95	119	90	102	▼	1,501
<b>General Civil - Level 1</b>	2024	-	-	-	-	-	-	-	-	-	-	-	-	0	-100%	0
	2023	1	-	-	2	-	1	2	-	-	-	-	-	1	▼	6
<b>General Civil - Level 2</b>	2024	11	-	-	-	-	-	-	-	-	-	-	-	11	10%	11
	2023	10	8	7	9	4	8	5	13	16	2	6	2	10	▲	90
<b>General Civil - Level 3</b>	2024	3	-	-	-	-	-	-	-	-	-	-	-	3	200%	3
	2023	1	3	5	2	2	12	5	12	13	3	-	1	1	▲	59
<b>Miscellaneous Civil</b>	2024	99	-	-	-	-	-	-	-	-	-	-	-	99	-31%	99
	2023	144	172	159	241	113	293	179	136	149	175	73	248	144	▼	2,082
<b>Misdemeanor</b>	2024	25	-	-	-	-	-	-	-	-	-	-	-	25	108%	25
	2023	12	25	43	20	25	39	30	37	30	32	72	19	12	▲	384
<b>Other</b>	2024	28	-	-	-	-	-	-	-	-	-	-	-	28	-36%	28
	2023	44	34	47	30	36	30	36	52	43	38	48	165	44	▼	603
<b>Other Criminally Related Matters</b>	2024	12	-	-	-	-	-	-	-	-	-	-	-	12	300%	12
	2023	3	1	9	3	3	8	1	19	-	-	-	4	3	▲	51
<b>Probates/Wills &amp; Trusts - Level 1</b>	2024	-	-	-	-	-	-	-	-	-	-	-	-	0	0	0
	2023	-	-	1	-	-	2	-	1	6	1	-	-	0	↔	11
<b>Probates/Wills &amp; Trusts - Level 2</b>	2024	2	-	-	-	-	-	-	-	-	-	-	-	2	0%	2
	2023	2	-	2	4	2	1	3	4	3	-	1	1	2	↔	23
<b>Protective Orders</b>	2024	-	-	-	-	-	-	-	-	-	-	-	-	0	0	0
	2023	-	2	1	-	-	-	2	4	-	1	1	-	0	↔	11
<b>Uncontested Divorce</b>	2024	6	-	-	-	-	-	-	-	-	-	-	-	6	20%	6
	2023	5	7	12	11	10	9	13	9	27	5	10	6	5	▲	124

This report reflects data in the case management system. Numbers will update accordingly as reports are refreshed and posted.

# PLN-CCMS-10.11 CASELOAD STATISTICS OF THE CIRCUIT COURTS

Bristol

January 2023 -- January 2024 Dispositions

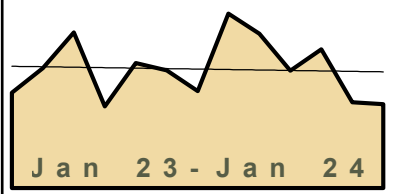
Alexandria and Fairfax Circuit are not Included in State Totals

## Dashboard

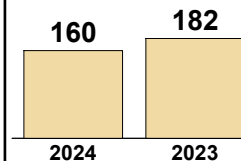
**Court:** Bristol Circuit  
**Start/End Date:** Jan-23 / Jan-24  
**2023 Average Month:** 233  
**Jan-Jan 2023:** 182  
**Dispositions Trending:** ▼

**Circuit/Court ID:** 28 228520  
**Type of Case:** Dispositions  
**2024 Average Month:** 160  
**Jan-Jan 2024 :** 160  
**Overall AVG. Month:** 227

## Monthly Dispositions Summary



## Jan --- Jan Dispositions



## Dispositions by Division

Divisions		Jan	Feb	Mar	Apr	May	Jun	Jul	Aug	Sep	Oct	Nov	Dec	Thru Jan	% Change	Total
<b>Total</b>	2024	160	-	-	-	-	-	-	-	-	-	-	-	160	-12%	160
	2023	182	229	297	156	239	225	185	333	295	224	265	164	182	▼	2,794
<b>Civil</b>	2024	18	-	-	-	-	-	-	-	-	-	-	-	18	38%	18
	2023	13	19	14	15	16	12	16	23	15	10	14	18	13	▲	185
<b>Criminal</b>	2024	64	-	-	-	-	-	-	-	-	-	-	-	64	-35%	64
	2023	98	120	192	69	150	99	58	224	232	115	175	95	98	▼	1,627
<b>Concealed Handgun Permits</b>	2024	24	-	-	-	-	-	-	-	-	-	-	-	24	0%	24
	2023	24	35	44	29	27	6	33	19	12	16	12	17	24	↔	274
<b>Miscellaneous/ Other</b>	2024	54	-	-	-	-	-	-	-	-	-	-	-	54	15%	54
	2023	47	54	47	42	46	107	78	67	36	83	64	34	47	▲	705
<b>Others</b>	2024	-	-	-	-	-	-	-	-	-	-	-	-	0	0	0
	2023	-	1	-	1	-	1	-	-	-	-	-	-	0	↔	3

## Dispositions by Case Category

Case Categories		Jan	Feb	Mar	Apr	May	Jun	Jul	Aug	Sep	Oct	Nov	Dec	Thru Jan	% Change	Total
<b>Administrative Law</b>	2024	-	-	-	-	-	-	-	-	-	-	-	-	0	0	0
	2023	-	-	-	-	-	1	-	-	1	1	-	-	0	↔	3
<b>Contested Divorce</b>	2024	2	-	-	-	-	-	-	-	-	-	-	-	2	0%	2
	2023	2	1	2	-	1	1	1	2	2	3	-	1	2	↔	16
<b>Domestic and Family - Level 1</b>	2024	4	-	-	-	-	-	-	-	-	-	-	-	4	4	4
	2023	-	-	-	6	-	5	1	-	1	-	1	6	0	↔	20
<b>Domestic and Family - Level 2</b>	2024	3	-	-	-	-	-	-	-	-	-	-	-	3	200%	3
	2023	1	-	-	1	4	6	-	3	-	1	1	1	1	▲	18
<b>Felonies and Related Matters</b>	2024	53	-	-	-	-	-	-	-	-	-	-	-	53	-34%	53
	2023	80	89	153	47	124	78	43	176	193	82	137	71	80	▼	1,273
<b>General Civil - Level 1</b>	2024	-	-	-	-	-	-	-	-	-	-	-	-	0	0	0
	2023	-	-	-	-	1	-	-	1	-	-	-	-	0	↔	2
<b>General Civil - Level 2</b>	2024	2	-	-	-	-	-	-	-	-	-	-	-	2	-60%	2
	2023	5	2	3	2	3	2	7	4	1	2	4	2	5	▼	37
<b>General Civil - Level 3</b>	2024	2	-	-	-	-	-	-	-	-	-	-	-	2	-50%	2
	2023	4	2	4	3	3	14	1	7	1	17	6	2	4	▼	64
<b>Miscellaneous Civil</b>	2024	50	-	-	-	-	-	-	-	-	-	-	-	50	28%	50
	2023	39	45	52	48	46	62	78	56	20	50	31	38	39	▲	565
<b>Misdemeanor</b>	2024	10	-	-	-	-	-	-	-	-	-	-	-	10	-38%	10
	2023	16	25	37	18	26	16	9	38	37	29	38	12	16	▼	301
<b>Other</b>	2024	26	-	-	-	-	-	-	-	-	-	-	-	26	-10%	26
	2023	29	47	38	23	27	33	34	28	30	31	41	13	29	▼	374
<b>Other Criminally Related Matters</b>	2024	1	-	-	-	-	-	-	-	-	-	-	-	1	-50%	1
	2023	2	6	2	4	-	5	6	10	2	4	-	13	2	▼	54
<b>Probates/Wills &amp; Trusts - Level 2</b>	2024	2	-	-	-	-	-	-	-	-	-	-	-	2	2	2
	2023	-	-	1	-	-	1	-	-	1	1	-	2	0	↔	6
<b>Uncontested Divorce</b>	2024	5	-	-	-	-	-	-	-	-	-	-	-	5	25%	5
	2023	4	12	5	4	4	1	5	8	6	3	6	3	4	▲	61

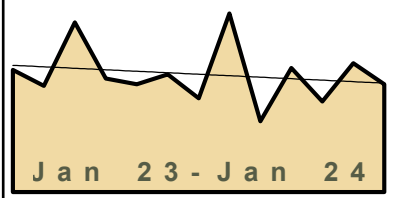
This report reflects data in the case management system. Numbers will update accordingly as reports are refreshed and posted.

Dashboard

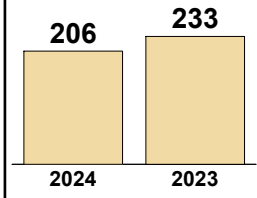
**Court:** Buchanan Circuit  
**Start/End Date:** Jan-23 / Jan-24  
**2023 Average Month:** 227  
**Jan-Jan 2023:** 233  
**Dispositions Trending:** ▼

**Circuit/Court ID:** 29 229027  
**Type of Case:** Dispositions  
**2024 Average Month:** 206  
**Jan-Jan 2024 :** 206  
**Overall AVG. Month:** 225

Monthly Dispositions Summary



Jan --- Jan Dispositions



Dispositions by Division

Divisions		Jan	Feb	Mar	Apr	May	Jun	Jul	Aug	Sep	Oct	Nov	Dec	Thru Jan	% Change	Total
<b>Total</b>	2024	206	-	-	-	-	-	-	-	-	-	-	-	206	-12%	206
	2023	233	203	324	217	206	225	179	341	135	237	173	246	233	▼	2,719
<b>Civil</b>	2024	6	-	-	-	-	-	-	-	-	-	-	-	6	-57%	6
	2023	14	18	20	13	19	9	11	18	2	12	8	8	14	▼	152
<b>Criminal</b>	2024	138	-	-	-	-	-	-	-	-	-	-	-	138	-20%	138
	2023	173	130	202	152	87	157	113	261	80	145	132	184	173	▼	1,816
<b>Concealed Handgun Permits</b>	2024	53	-	-	-	-	-	-	-	-	-	-	-	53	33%	53
	2023	40	44	86	48	90	50	50	54	51	53	30	45	40	▲	641
<b>Miscellaneous/ Other</b>	2024	9	-	-	-	-	-	-	-	-	-	-	-	9	50%	9
	2023	6	11	16	4	10	9	5	8	2	27	3	9	6	▲	110

Dispositions by Case Category

Case Categories		Jan	Feb	Mar	Apr	May	Jun	Jul	Aug	Sep	Oct	Nov	Dec	Thru Jan	% Change	Total
<b>Administrative Law</b>	2024	-	-	-	-	-	-	-	-	-	-	-	-	0	0	0
	2023	-	-	-	-	1	-	-	-	-	-	-	-	0	↔	1
<b>Contested Divorce</b>	2024	1	-	-	-	-	-	-	-	-	-	-	-	1	1	1
	2023	-	-	2	1	1	1	1	3	1	3	-	1	0	↔	14
<b>Domestic and Family - Level 1</b>	2024	-	-	-	-	-	-	-	-	-	-	-	-	0	-100%	0
	2023	4	2	6	1	5	-	4	3	-	2	-	-	4	▼	27
<b>Domestic and Family - Level 2</b>	2024	1	-	-	-	-	-	-	-	-	-	-	-	1	0%	1
	2023	1	5	-	2	2	1	1	3	-	1	2	-	1	↔	18
<b>Felonies and Related Matters</b>	2024	108	-	-	-	-	-	-	-	-	-	-	-	108	-10%	108
	2023	120	80	157	103	64	119	81	193	69	114	86	154	120	▼	1,340
<b>General Civil - Level 1</b>	2024	1	-	-	-	-	-	-	-	-	-	-	-	1	1	1
	2023	-	-	-	-	-	-	1	-	-	-	-	-	0	↔	1
<b>General Civil - Level 2</b>	2024	1	-	-	-	-	-	-	-	-	-	-	-	1	-75%	1
	2023	4	4	4	7	6	6	-	7	-	5	4	3	4	▼	50
<b>General Civil - Level 3</b>	2024	1	-	-	-	-	-	-	-	-	-	-	-	1	0%	1
	2023	1	-	3	-	-	4	1	1	-	1	1	1	1	↔	13
<b>Miscellaneous Civil</b>	2024	61	-	-	-	-	-	-	-	-	-	-	-	61	36%	61
	2023	45	55	99	52	99	55	55	60	53	77	31	50	45	▲	731
<b>Misdemeanor</b>	2024	30	-	-	-	-	-	-	-	-	-	-	-	30	-33%	30
	2023	45	38	33	38	19	38	27	53	10	30	42	28	45	▼	401
<b>Other</b>	2024	-	-	-	-	-	-	-	-	-	-	-	-	0	-100%	0
	2023	1	-	-	-	-	-	-	1	-	-	-	-	1	▼	2
<b>Other Criminally Related Matters</b>	2024	-	-	-	-	-	-	-	-	-	-	-	-	0	-100%	0
	2023	8	12	12	11	4	-	5	15	1	1	4	2	8	▼	75
<b>Probates/Wills &amp; Trusts - Level 1</b>	2024	-	-	-	-	-	-	-	-	-	-	-	-	0	0	0
	2023	-	-	-	-	-	-	1	-	-	-	-	-	0	↔	1
<b>Probates/Wills &amp; Trusts - Level 2</b>	2024	-	-	-	-	-	-	-	-	-	-	-	-	0	0	0
	2023	-	-	-	-	2	-	1	-	-	-	-	1	0	↔	4
<b>Protective Orders</b>	2024	1	-	-	-	-	-	-	-	-	-	-	-	1	1	1
	2023	-	-	1	-	-	-	-	-	-	-	-	2	0	↔	3
<b>Uncontested Divorce</b>	2024	1	-	-	-	-	-	-	-	-	-	-	-	1	-75%	1
	2023	4	7	7	2	3	1	1	2	1	3	3	4	4	▼	38




Dashboard

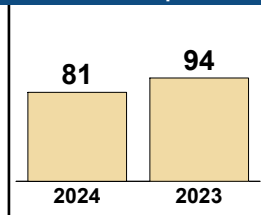
**Court:** Dickenson Circuit  
**Start/End Date:** Jan-23 / Jan-24  
**2023 Average Month:** 104  
**Jan-Jan 2023:** 94  
**Dispositions Trending:** ▼

**Circuit/Court ID:** 29 229051  
**Type of Case:** Dispositions  
**2024 Average Month:** 81  
**Jan-Jan 2024 :** 81  
**Overall AVG. Month:** 102

Monthly Dispositions Summary



Jan --- Jan Dispositions



Dispositions by Division

Divisions		Jan	Feb	Mar	Apr	May	Jun	Jul	Aug	Sep	Oct	Nov	Dec	Thru Jan	% Change	Total
<b>Total</b>	2024	81	-	-	-	-	-	-	-	-	-	-	-	81	-14%	81
	2023	94	73	132	119	54	137	55	164	55	102	91	169	94	▼	1,245
<b>Civil</b>	2024	2	-	-	-	-	-	-	-	-	-	-	-	2	-85%	2
	2023	13	6	17	8	13	6	9	16	2	13	7	7	13	▼	117
<b>Criminal</b>	2024	38	-	-	-	-	-	-	-	-	-	-	-	38	-16%	38
	2023	45	25	53	73	14	98	22	100	22	29	45	91	45	▼	617
<b>Concealed Handgun Permits</b>	2024	36	-	-	-	-	-	-	-	-	-	-	-	36	16%	36
	2023	31	34	53	36	21	24	19	31	19	46	31	35	31	▲	380
<b>Miscellaneous/ Other</b>	2024	5	-	-	-	-	-	-	-	-	-	-	-	5	0%	5
	2023	5	8	9	2	6	8	5	17	12	14	8	36	5	↔	130
<b>Others</b>	2024	-	-	-	-	-	-	-	-	-	-	-	-	0	0	0
	2023	-	-	-	-	-	1	-	-	-	-	-	-	0	↔	1

Dispositions by Case Category

Case Categories		Jan	Feb	Mar	Apr	May	Jun	Jul	Aug	Sep	Oct	Nov	Dec	Thru Jan	% Change	Total
<b>Contested Divorce</b>	2024	-	-	-	-	-	-	-	-	-	-	-	-	0	-100%	0
	2023	2	1	-	-	1	1	2	2	-	4	1	2	2	▼	16
<b>Domestic and Family - Level 1</b>	2024	-	-	-	-	-	-	-	-	-	-	-	-	0	-100%	0
	2023	4	-	2	-	-	3	2	1	-	-	2	-	4	▼	14
<b>Domestic and Family - Level 2</b>	2024	-	-	-	-	-	-	-	-	-	-	-	-	0	0	0
	2023	-	1	1	2	-	-	-	4	2	-	-	-	0	↔	10
<b>Felonies and Related Matters</b>	2024	23	-	-	-	-	-	-	-	-	-	-	-	23	-39%	23
	2023	38	22	47	59	11	87	14	80	19	26	33	76	38	▼	512
<b>General Civil - Level 2</b>	2024	-	-	-	-	-	-	-	-	-	-	-	-	0	0	0
	2023	-	1	3	1	4	-	-	1	-	1	2	3	0	↔	16
<b>General Civil - Level 3</b>	2024	1	-	-	-	-	-	-	-	-	-	-	-	1	-67%	1
	2023	3	2	2	1	1	-	3	-	-	2	-	1	3	▼	15
<b>Miscellaneous Civil</b>	2024	39	-	-	-	-	-	-	-	-	-	-	-	39	22%	39
	2023	32	36	55	37	22	25	20	33	22	53	35	38	32	▲	408
<b>Misdemeanor</b>	2024	15	-	-	-	-	-	-	-	-	-	-	-	15	114%	15
	2023	7	3	5	14	3	10	5	18	2	3	10	15	7	▲	95
<b>Other</b>	2024	2	-	-	-	-	-	-	-	-	-	-	-	2	-60%	2
	2023	5	6	5	1	5	8	4	16	9	7	4	31	5	▼	101
<b>Other Criminally Related Matters</b>	2024	-	-	-	-	-	-	-	-	-	-	-	-	0	0	0
	2023	-	-	1	-	-	1	3	2	1	-	2	-	0	↔	10
<b>Probates/Wills &amp; Trusts - Level 2</b>	2024	1	-	-	-	-	-	-	-	-	-	-	-	1	1	1
	2023	-	-	2	-	-	-	-	1	-	1	1	-	0	↔	5
<b>Uncontested Divorce</b>	2024	-	-	-	-	-	-	-	-	-	-	-	-	0	-100%	0
	2023	3	1	9	4	7	2	2	6	-	5	1	3	3	▼	43

# PLN-CCMS-10.11 CASELOAD STATISTICS OF THE CIRCUIT COURTS

Russell

January 2023 -- January 2024 Dispositions


Alexandria and Fairfax Circuit are not Included in State Totals

## Dashboard

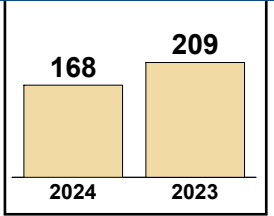
**Court:** Russell Circuit  
**Start/End Date:** Jan-23 / Jan-24  
**2023 Average Month:** 190  
**Jan-Jan 2023:** 209  
**Dispositions Trending:** ▼

**Circuit/Court ID:** 29 229167  
**Type of Case:** Dispositions  
**2024 Average Month:** 168  
**Jan-Jan 2024 :** 168  
**Overall AVG. Month:** 188

## Monthly Dispositions Summary



## Jan --- Jan Dispositions



## Dispositions by Division

Divisions		Jan	Feb	Mar	Apr	May	Jun	Jul	Aug	Sep	Oct	Nov	Dec	Thru Jan	% Change	Total
<b>Total</b>	2024	168	-	-	-	-	-	-	-	-	-	-	-	168	-20%	168
	2023	209	180	188	214	215	227	201	227	142	146	163	170	209	▼	2,282
<b>Civil</b>	2024	18	-	-	-	-	-	-	-	-	-	-	-	18	80%	18
	2023	10	20	15	12	37	10	19	24	14	14	38	18	10	▲	231
<b>Criminal</b>	2024	92	-	-	-	-	-	-	-	-	-	-	-	92	-25%	92
	2023	122	85	85	88	94	155	129	159	61	93	60	96	122	▼	1,227
<b>Concealed Handgun Permits</b>	2024	52	-	-	-	-	-	-	-	-	-	-	-	52	-29%	52
	2023	73	74	80	108	69	59	50	40	62	35	47	52	73	▼	749
<b>Miscellaneous/ Other</b>	2024	6	-	-	-	-	-	-	-	-	-	-	-	6	50%	6
	2023	4	1	8	6	15	3	3	4	5	4	18	4	4	▲	75

## Dispositions by Case Category

Case Categories		Jan	Feb	Mar	Apr	May	Jun	Jul	Aug	Sep	Oct	Nov	Dec	Thru Jan	% Change	Total
<b>Contested Divorce</b>	2024	2	-	-	-	-	-	-	-	-	-	-	-	2	100%	2
	2023	1	3	3	2	8	-	2	1	4	3	6	4	1	▲	37
<b>Domestic and Family - Level 1</b>	2024	3	-	-	-	-	-	-	-	-	-	-	-	3	200%	3
	2023	1	-	3	-	4	-	2	-	1	1	6	-	1	▲	18
<b>Domestic and Family - Level 2</b>	2024	1	-	-	-	-	-	-	-	-	-	-	-	1	0%	1
	2023	1	3	2	1	-	-	3	-	1	2	-	3	1	↔	16
<b>Felonies and Related Matters</b>	2024	57	-	-	-	-	-	-	-	-	-	-	-	57	-37%	57
	2023	91	52	67	72	73	130	108	128	56	71	41	59	91	▼	948
<b>General Civil - Level 1</b>	2024	-	-	-	-	-	-	-	-	-	-	-	-	0	0	0
	2023	-	-	-	-	-	-	-	1	-	-	-	-	0	↔	1
<b>General Civil - Level 2</b>	2024	1	-	-	-	-	-	-	-	-	-	-	-	1	1	1
	2023	-	1	2	2	8	1	1	3	1	1	8	1	0	↔	29
<b>General Civil - Level 3</b>	2024	9	-	-	-	-	-	-	-	-	-	-	-	9	800%	9
	2023	1	6	1	2	9	5	2	13	-	3	3	4	1	▲	49
<b>Miscellaneous Civil</b>	2024	57	-	-	-	-	-	-	-	-	-	-	-	57	-26%	57
	2023	77	75	87	114	79	62	53	43	67	37	59	56	77	▼	809
<b>Misdemeanor</b>	2024	32	-	-	-	-	-	-	-	-	-	-	-	32	3%	32
	2023	31	31	17	15	12	25	20	29	4	19	17	35	31	▲	255
<b>Other</b>	2024	1	-	-	-	-	-	-	-	-	-	-	-	1	1	1
	2023	-	-	-	-	1	-	-	-	-	-	-	-	0	↔	1
<b>Other Criminally Related Matters</b>	2024	3	-	-	-	-	-	-	-	-	-	-	-	3	3	3
	2023	-	2	1	1	9	1	1	2	1	3	2	2	0	↔	25
<b>Probates/Wills &amp; Trusts - Level 1</b>	2024	-	-	-	-	-	-	-	-	-	-	-	-	0	0	0
	2023	-	-	-	-	-	-	-	-	-	-	1	-	0	↔	1
<b>Probates/Wills &amp; Trusts - Level 2</b>	2024	-	-	-	-	-	-	-	-	-	-	-	-	0	0	0
	2023	-	2	-	-	2	3	2	1	2	2	1	-	0	↔	15
<b>Uncontested Divorce</b>	2024	2	-	-	-	-	-	-	-	-	-	-	-	2	-67%	2
	2023	6	5	5	5	10	-	7	6	5	4	19	6	6	▼	78


This report reflects data in the case management system. Numbers will update accordingly as reports are refreshed and posted.

Dashboard

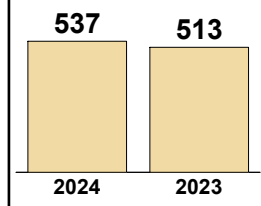
**Court:** Tazewell Circuit  
**Start/End Date:** Jan-23 / Jan-24  
**2023 Average Month:** 483  
**Jan-Jan 2023:** 513  
**Dispositions Trending:** ▲

**Circuit/Court ID:** 29 229185  
**Type of Case:** Dispositions  
**2024 Average Month:** 537  
**Jan-Jan 2024 :** 537  
**Overall AVG. Month:** 488

Monthly Dispositions Summary



Jan --- Jan Dispositions



Dispositions by Division

Divisions		Jan	Feb	Mar	Apr	May	Jun	Jul	Aug	Sep	Oct	Nov	Dec	Thru Jan	% Change	Total
<b>Total</b>	2024	537	-	-	-	-	-	-	-	-	-	-	-	537	5%	537
	2023	513	620	557	413	521	602	349	522	429	410	478	387	513	▲	5,801
<b>Civil</b>	2024	43	-	-	-	-	-	-	-	-	-	-	-	43	-31%	43
	2023	62	46	39	28	25	37	33	33	25	32	24	26	62	▼	410
<b>Criminal</b>	2024	410	-	-	-	-	-	-	-	-	-	-	-	410	77%	410
	2023	232	399	278	281	341	436	208	360	344	284	320	234	232	▲	3,717
<b>Concealed Handgun Permits</b>	2024	69	-	-	-	-	-	-	-	-	-	-	-	69	-46%	69
	2023	127	150	222	76	142	110	89	109	42	78	108	114	127	▼	1,367
<b>Miscellaneous/ Other</b>	2024	15	-	-	-	-	-	-	-	-	-	-	-	15	-84%	15
	2023	92	25	18	27	13	19	19	20	17	16	26	13	92	▼	305
<b>Others</b>	2024	-	-	-	-	-	-	-	-	-	-	-	-	0	0	0
	2023	-	-	-	1	-	-	-	-	-	1	-	-	0	↔	2

Dispositions by Case Category

Case Categories		Jan	Feb	Mar	Apr	May	Jun	Jul	Aug	Sep	Oct	Nov	Dec	Thru Jan	% Change	Total
<b>Capital Murder</b>	2024	-	-	-	-	-	-	-	-	-	-	-	-	0	0	0
	2023	-	1	-	-	-	-	-	-	-	2	1	-	0	↔	4
<b>Contested Divorce</b>	2024	6	-	-	-	-	-	-	-	-	-	-	-	6	-40%	6
	2023	10	2	3	8	3	6	5	7	2	7	3	6	10	▼	62
<b>Domestic and Family - Level 1</b>	2024	5	-	-	-	-	-	-	-	-	-	-	-	5	0%	5
	2023	5	20	13	-	2	1	15	2	-	6	1	-	5	↔	65
<b>Domestic and Family - Level 2</b>	2024	4	-	-	-	-	-	-	-	-	-	-	-	4	-33%	4
	2023	6	1	4	3	1	8	1	4	3	-	3	2	6	▼	36
<b>Felonies and Related Matters</b>	2024	259	-	-	-	-	-	-	-	-	-	-	-	259	63%	259
	2023	159	313	226	220	263	369	128	268	264	189	249	145	159	▲	2,793
<b>General Civil - Level 1</b>	2024	-	-	-	-	-	-	-	-	-	-	-	-	0	-100%	0
	2023	1	2	-	-	1	-	-	-	1	2	-	-	1	▼	7
<b>General Civil - Level 2</b>	2024	4	-	-	-	-	-	-	-	-	-	-	-	4	-71%	4
	2023	14	6	4	5	1	4	1	6	3	2	5	5	14	▼	56
<b>General Civil - Level 3</b>	2024	4	-	-	-	-	-	-	-	-	-	-	-	4	-64%	4
	2023	11	2	-	2	1	2	2	-	3	2	4	1	11	▼	30
<b>Miscellaneous Civil</b>	2024	74	-	-	-	-	-	-	-	-	-	-	-	74	-64%	74
	2023	205	168	235	89	150	125	95	118	56	88	125	121	205	▼	1,575
<b>Misdemeanor</b>	2024	146	-	-	-	-	-	-	-	-	-	-	-	146	103%	146
	2023	72	81	49	61	75	64	78	89	77	91	69	82	72	▲	888
<b>Other</b>	2024	8	-	-	-	-	-	-	-	-	-	-	-	8	-43%	8
	2023	14	5	7	14	5	6	12	13	3	9	9	7	14	▼	104
<b>Other Criminally Related Matters</b>	2024	6	-	-	-	-	-	-	-	-	-	-	-	6	500%	6
	2023	1	4	3	-	3	3	2	3	3	2	1	7	1	▲	32
<b>Probates/Wills &amp; Trusts - Level 1</b>	2024	1	-	-	-	-	-	-	-	-	-	-	-	1	1	1
	2023	-	-	-	-	-	-	-	-	1	-	-	-	0	↔	1
<b>Probates/Wills &amp; Trusts - Level 2</b>	2024	6	-	-	-	-	-	-	-	-	-	-	-	6	200%	6
	2023	2	1	4	1	2	3	3	-	4	3	2	1	2	▲	26
<b>Uncontested Divorce</b>	2024	14	-	-	-	-	-	-	-	-	-	-	-	14	8%	14
	2023	13	14	9	10	14	11	7	11	10	7	6	10	13	▲	122

# PLN-CCMS-10.11 CASELOAD STATISTICS OF THE CIRCUIT COURTS

Lee

January 2023 -- January 2024 Dispositions


Alexandria and Fairfax Circuit are not Included in State Totals

## Dashboard

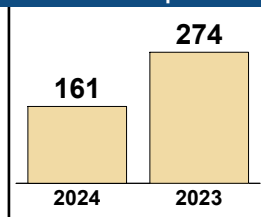
**Court:** Lee Circuit  
**Start/End Date:** Jan-23 / Jan-24  
**2023 Average Month:** 227  
**Jan-Jan 2023:** 274  
**Dispositions Trending:** ▼

**Circuit/Court ID:** 30 230105  
**Type of Case:** Dispositions  
**2024 Average Month:** 161  
**Jan-Jan 2024 :** 161  
**Overall AVG. Month:** 222

## Monthly Dispositions Summary



## Jan --- Jan Dispositions



## Dispositions by Division

Divisions		Jan	Feb	Mar	Apr	May	Jun	Jul	Aug	Sep	Oct	Nov	Dec	Thru Jan	% Change	Total
<b>Total</b>	2024	161	-	-	-	-	-	-	-	-	-	-	-	161	-41%	161
	2023	274	198	328	244	217	224	386	188	164	191	174	140	274	▼	2,728
<b>Civil</b>	2024	9	-	-	-	-	-	-	-	-	-	-	-	9	-64%	9
	2023	25	18	17	15	57	20	105	30	17	17	26	8	25	▼	355
<b>Criminal</b>	2024	124	-	-	-	-	-	-	-	-	-	-	-	124	-28%	124
	2023	172	136	212	179	112	136	144	101	106	114	105	82	172	▼	1,599
<b>Concealed Handgun Permits</b>	2024	22	-	-	-	-	-	-	-	-	-	-	-	22	-62%	22
	2023	58	33	90	34	38	56	53	39	35	43	25	44	58	▼	548
<b>Miscellaneous/ Other</b>	2024	6	-	-	-	-	-	-	-	-	-	-	-	6	-68%	6
	2023	19	11	8	16	10	12	84	18	6	17	18	6	19	▼	225
<b>Others</b>	2024	-	-	-	-	-	-	-	-	-	-	-	-	0	0	0
	2023	-	-	1	-	-	-	-	-	-	-	-	-	0	↔	1

## Dispositions by Case Category

Case Categories		Jan	Feb	Mar	Apr	May	Jun	Jul	Aug	Sep	Oct	Nov	Dec	Thru Jan	% Change	Total
<b>Administrative Law</b>	2024	-	-	-	-	-	-	-	-	-	-	-	-	0	0	0
	2023	-	-	-	-	-	-	2	-	-	-	-	-	0	↔	2
<b>Contested Divorce</b>	2024	-	-	-	-	-	-	-	-	-	-	-	-	0	-100%	0
	2023	4	-	1	6	2	2	14	4	4	4	2	3	4	▼	46
<b>Domestic and Family - Level 1</b>	2024	-	-	-	-	-	-	-	-	-	-	-	-	0	-100%	0
	2023	4	2	4	1	-	5	3	1	3	1	7	-	4	▼	31
<b>Domestic and Family - Level 2</b>	2024	3	-	-	-	-	-	-	-	-	-	-	-	3	200%	3
	2023	1	1	1	2	1	3	11	1	-	1	3	1	1	▲	26
<b>Felonies and Related Matters</b>	2024	102	-	-	-	-	-	-	-	-	-	-	-	102	-35%	102
	2023	156	101	171	146	80	92	98	76	87	87	88	68	156	▼	1,250
<b>General Civil - Level 1</b>	2024	-	-	-	-	-	-	-	-	-	-	-	-	0	0	0
	2023	-	-	-	-	-	-	7	-	-	-	-	1	0	↔	8
<b>General Civil - Level 2</b>	2024	-	-	-	-	-	-	-	-	-	-	-	-	0	0	0
	2023	-	3	2	4	2	1	33	5	1	3	2	1	0	↔	57
<b>General Civil - Level 3</b>	2024	1	-	-	-	-	-	-	-	-	-	-	-	1	-50%	1
	2023	2	4	1	1	-	1	21	1	3	2	5	3	2	▼	44
<b>Miscellaneous Civil</b>	2024	28	-	-	-	-	-	-	-	-	-	-	-	28	-63%	28
	2023	75	41	98	46	84	61	100	58	41	54	33	46	75	▼	737
<b>Misdemeanor</b>	2024	21	-	-	-	-	-	-	-	-	-	-	-	21	40%	21
	2023	15	30	36	32	30	40	37	25	17	21	15	13	15	▲	311
<b>Other</b>	2024	-	-	-	-	-	-	-	-	-	-	-	-	0	-100%	0
	2023	6	6	3	5	7	9	14	8	1	4	10	2	6	▼	75
<b>Other Criminally Related Matters</b>	2024	1	-	-	-	-	-	-	-	-	-	-	-	1	0%	1
	2023	1	5	5	1	2	5	9	-	2	6	2	1	1	↔	39
<b>Probates/Wills &amp; Trusts - Level 1</b>	2024	-	-	-	-	-	-	-	-	-	-	-	-	0	0	0
	2023	-	-	-	-	-	-	1	-	-	-	-	-	0	↔	1
<b>Probates/Wills &amp; Trusts - Level 2</b>	2024	1	-	-	-	-	-	-	-	-	-	-	-	1	0%	1
	2023	1	1	1	-	-	1	7	2	2	2	3	1	1	↔	21
<b>Protective Orders</b>	2024	-	-	-	-	-	-	-	-	-	-	-	-	0	0	0
	2023	-	-	-	-	2	-	-	-	-	-	-	-	0	↔	2
<b>Uncontested Divorce</b>	2024	4	-	-	-	-	-	-	-	-	-	-	-	4	-56%	4
	2023	9	4	5	-	7	4	29	7	3	6	3	1	9	▼	78

This report reflects data in the case management system. Numbers will update accordingly as reports are refreshed and posted.

# PLN-CCMS-10.11 CASELOAD STATISTICS OF THE CIRCUIT COURTS

Scott

January 2023 -- January 2024 Dispositions


Alexandria and Fairfax Circuit are not Included in State Totals

## Dashboard

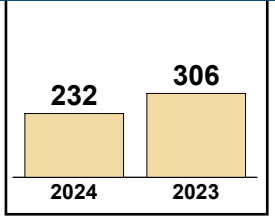
**Court:** Scott Circuit  
**Start/End Date:** Jan-23 / Jan-24  
**2023 Average Month:** 303  
**Jan-Jan 2023:** 306  
**Dispositions Trending:** ▼

**Circuit/Court ID:** 30 230169  
**Type of Case:** Dispositions  
**2024 Average Month:** 232  
**Jan-Jan 2024 :** 232  
**Overall AVG. Month:** 297

## Monthly Dispositions Summary



## Jan --- Jan Dispositions



## Dispositions by Division

Divisions		Jan	Feb	Mar	Apr	May	Jun	Jul	Aug	Sep	Oct	Nov	Dec	Thru Jan	% Change	Total
<b>Total</b>	2024	232												232	-24%	232
	2023	306	325	351	450	255	244	340	355	248	312	251	196	306	▼	3,633
<b>Civil</b>	2024	16												16	-16%	16
	2023	19	24	18	20	16	19	16	46	17	10	14	5	19	▼	224
<b>Criminal</b>	2024	155												155	-23%	155
	2023	201	197	241	338	170	186	243	231	173	221	192	133	201	▼	2,526
<b>Concealed Handgun Permits</b>	2024	50												50	-32%	50
	2023	74	97	74	77	57	33	71	52	47	69	36	48	74	▼	735
<b>Miscellaneous/ Other</b>	2024	11												11	-8%	11
	2023	12	7	18	15	11	6	10	24	11	12	9	10	12	▼	145
<b>Others</b>	2024	-												0	0	0
	2023	-				1			2					0	↔	3

## Dispositions by Case Category

Case Categories		Jan	Feb	Mar	Apr	May	Jun	Jul	Aug	Sep	Oct	Nov	Dec	Thru Jan	% Change	Total
<b>Capital Murder</b>	2024	-												0	0	0
	2023	-						2					1	0	↔	3
<b>Contested Divorce</b>	2024	2												2	-50%	2
	2023	4	4	2	2	2	3	3	4		1	1	1	4	▼	27
<b>Domestic and Family - Level 1</b>	2024	-												0	0	0
	2023	-	7				2	1	15				1	0	↔	27
<b>Domestic and Family - Level 2</b>	2024	2												2	-33%	2
	2023	3			2	4	2	5	3	2	1	2		3	▼	24
<b>Felonies and Related Matters</b>	2024	127												127	-10%	127
	2023	141	132	167	282	132	135	175	168	116	162	157	98	141	▼	1,865
<b>General Civil - Level 1</b>	2024	-												0	-100%	0
	2023	1							1					1	▼	2
<b>General Civil - Level 2</b>	2024	2												2	0%	2
	2023	2	4	7	6	1	1	1	10	8	4	5	2	2	↔	51
<b>General Civil - Level 3</b>	2024	1												1	-50%	1
	2023	2	9	8	3	4	5	3	8	6	1	2	2	2	▼	53
<b>Miscellaneous Civil</b>	2024	60												60	-28%	60
	2023	83	101	85	86	67	38	81	61	54	79	43	53	83	▼	831
<b>Misdemeanor</b>	2024	25												25	-55%	25
	2023	55	61	69	54	33	46	64	60	51	55	34	33	55	▼	615
<b>Other</b>	2024	-												0	0	0
	2023	-				1			7					0	↔	8
<b>Other Criminally Related Matters</b>	2024	3												3	-50%	3
	2023	6	4	5	2	5	6	3	3	6	4	1	2	6	▼	47
<b>Probates/Wills &amp; Trusts - Level 2</b>	2024	2												2	-33%	2
	2023	3		1				1	3	1	1	2	1	3	▼	13
<b>Protective Orders</b>	2024	1												1	1	1
	2023	-												0	↔	0
<b>Uncontested Divorce</b>	2024	7												7	17%	7
	2023	6	3	7	13	6	6	1	12	4	4	3	2	6	▲	67

This report reflects data in the case management system. Numbers will update accordingly as reports are refreshed and posted.

# PLN-CCMS-10.11 CASELOAD STATISTICS OF THE CIRCUIT COURTS

Wise

January 2023 -- January 2024 Dispositions


Alexandria and Fairfax Circuit are not Included in State Totals

## Dashboard

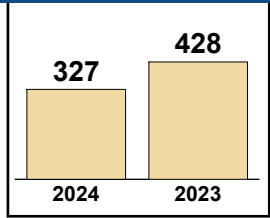
**Court:** Wise Circuit  
**Start/End Date:** Jan-23 / Jan-24  
**2023 Average Month:** 318  
**Jan-Jan 2023:** 428  
**Dispositions Trending:** ▼

**Circuit/Court ID:** 30 230195  
**Type of Case:** Dispositions  
**2024 Average Month:** 327  
**Jan-Jan 2024 :** 327  
**Overall AVG. Month:** 319

## Monthly Dispositions Summary



## Jan --- Jan Dispositions



## Dispositions by Division

Divisions		Jan	Feb	Mar	Apr	May	Jun	Jul	Aug	Sep	Oct	Nov	Dec	Thru Jan	% Change	Total
<b>Total</b>	2024	327	-	-	-	-	-	-	-	-	-	-	-	327	-24%	327
	2023	428	319	398	339	285	338	230	389	315	333	241	204	428	▼	3,819
<b>Civil</b>	2024	23	-	-	-	-	-	-	-	-	-	-	-	23	-32%	23
	2023	34	34	36	33	49	20	31	41	54	33	30	15	34	▼	410
<b>Criminal</b>	2024	199	-	-	-	-	-	-	-	-	-	-	-	199	-23%	199
	2023	259	163	191	193	129	172	137	205	142	195	125	144	259	▼	2,055
<b>Concealed Handgun Permits</b>	2024	73	-	-	-	-	-	-	-	-	-	-	-	73	-39%	73
	2023	120	98	143	89	85	120	46	103	74	76	54	37	120	▼	1,045
<b>Miscellaneous/ Other</b>	2024	32	-	-	-	-	-	-	-	-	-	-	-	32	129%	32
	2023	14	24	28	24	22	26	16	40	45	29	32	8	14	▲	308
<b>Others</b>	2024	-	-	-	-	-	-	-	-	-	-	-	-	0	-100%	0
	2023	1	-	-	-	-	-	-	-	-	-	-	-	1	▼	1

## Dispositions by Case Category

Case Categories		Jan	Feb	Mar	Apr	May	Jun	Jul	Aug	Sep	Oct	Nov	Dec	Thru Jan	% Change	Total
<b>Administrative Law</b>	2024	-	-	-	-	-	-	-	-	-	-	-	-	0	0	0
	2023	-	-	-	-	-	-	-	-	-	2	-	-	0	↔	2
<b>Capital Murder</b>	2024	1	-	-	-	-	-	-	-	-	-	-	-	1	-50%	1
	2023	2	-	-	-	-	-	1	1	-	-	-	-	2	▼	4
<b>Contested Divorce</b>	2024	1	-	-	-	-	-	-	-	-	-	-	-	1	-86%	1
	2023	7	3	9	3	12	2	6	6	3	3	5	1	7	▼	60
<b>Domestic and Family - Level 1</b>	2024	7	-	-	-	-	-	-	-	-	-	-	-	7	250%	7
	2023	2	12	3	11	4	10	4	10	6	4	2	1	2	▲	69
<b>Domestic and Family - Level 2</b>	2024	4	-	-	-	-	-	-	-	-	-	-	-	4	300%	4
	2023	1	2	3	4	7	2	3	8	5	4	3	3	1	▲	45
<b>Felonies and Related Matters</b>	2024	146	-	-	-	-	-	-	-	-	-	-	-	146	-30%	146
	2023	209	108	154	144	91	133	105	134	105	145	90	109	209	▼	1,527
<b>General Civil - Level 1</b>	2024	1	-	-	-	-	-	-	-	-	-	-	-	1	1	1
	2023	-	1	5	-	1	1	-	1	3	2	-	1	0	↔	15
<b>General Civil - Level 2</b>	2024	8	-	-	-	-	-	-	-	-	-	-	-	8	60%	8
	2023	5	4	9	1	8	3	3	8	20	11	7	1	5	▲	80
<b>General Civil - Level 3</b>	2024	4	-	-	-	-	-	-	-	-	-	-	-	4	33%	4
	2023	3	10	5	5	7	6	5	10	9	4	4	1	3	▲	69
<b>Miscellaneous Civil</b>	2024	90	-	-	-	-	-	-	-	-	-	-	-	90	-31%	90
	2023	131	114	156	107	100	137	58	124	100	94	76	44	131	▼	1,241
<b>Misdemeanor</b>	2024	53	-	-	-	-	-	-	-	-	-	-	-	53	23%	53
	2023	43	51	35	44	33	35	28	62	32	48	33	29	43	▲	473
<b>Other</b>	2024	2	-	-	-	-	-	-	-	-	-	-	-	2	100%	2
	2023	1	-	-	3	1	-	-	3	1	3	-	-	1	▲	12
<b>Other Criminally Related Matters</b>	2024	-	-	-	-	-	-	-	-	-	-	-	-	0	-100%	0
	2023	6	4	3	5	5	4	4	8	5	2	2	6	6	▼	54
<b>Probates/Wills &amp; Trusts - Level 1</b>	2024	-	-	-	-	-	-	-	-	-	-	-	-	0	0	0
	2023	-	-	-	-	-	-	-	-	1	-	-	-	0	↔	1
<b>Probates/Wills &amp; Trusts - Level 2</b>	2024	3	-	-	-	-	-	-	-	-	-	-	-	3	-50%	3
	2023	6	2	3	3	3	1	-	2	6	1	3	-	6	▼	30
<b>Uncontested Divorce</b>	2024	7	-	-	-	-	-	-	-	-	-	-	-	7	-42%	7
	2023	12	8	13	9	13	4	13	11	20	10	16	8	12	▼	137

# PLN-CCMS-10.11 CASELOAD STATISTICS OF THE CIRCUIT COURTS

Prince William

January 2023 -- January 2024 Dispositions

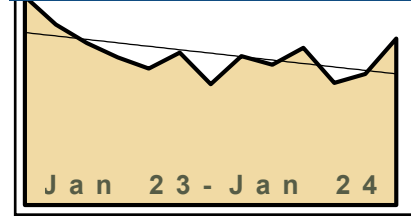
Alexandria and Fairfax Circuit are not Included in State Totals

## Dashboard

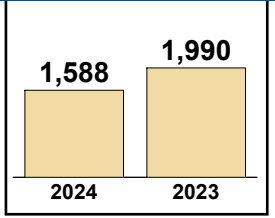
**Court:** Prince William Circuit  
**Start/End Date:** Jan-23 / Jan-24  
**2023 Average Month:** 1,439  
**Jan-Jan 2023:** 1,990  
**Dispositions Trending:** ▼

**Circuit/Court ID:** 31 231153  
**Type of Case:** Dispositions  
**2024 Average Month:** 1,588  
**Jan-Jan 2024 :** 1,588  
**Overall AVG. Month:** 1,450

## Monthly Dispositions Summary



## Jan --- Jan Dispositions



## Dispositions by Division

Divisions		Jan	Feb	Mar	Apr	May	Jun	Jul	Aug	Sep	Oct	Nov	Dec	Thru Jan	% Change	Total
<b>Total</b>	2024	1,588	-	-	-	-	-	-	-	-	-	-	-	1,588	-20%	1,588
	2023	1,990	1,722	1,547	1,411	1,303	1,456	1,155	1,422	1,339	1,501	1,167	1,250	1,990	▼	17,263
<b>Civil</b>	2024	260	-	-	-	-	-	-	-	-	-	-	-	260	32%	260
	2023	197	171	242	165	223	198	206	197	232	241	136	259	197	▲	2,467
<b>Criminal</b>	2024	456	-	-	-	-	-	-	-	-	-	-	-	456	85%	456
	2023	247	360	348	338	272	388	344	331	388	319	267	301	247	▲	3,903
<b>Concealed Handgun Permits</b>	2024	552	-	-	-	-	-	-	-	-	-	-	-	552	-13%	552
	2023	634	655	637	620	491	588	329	587	400	611	533	416	634	▼	6,501
<b>Miscellaneous/ Other</b>	2024	318	-	-	-	-	-	-	-	-	-	-	-	318	-65%	318
	2023	911	532	317	281	310	281	274	300	318	323	228	270	911	▼	4,345
<b>Others</b>	2024	2	-	-	-	-	-	-	-	-	-	-	-	2	100%	2
	2023	1	4	3	7	7	1	2	7	1	7	3	4	1	▲	47

## Dispositions by Case Category

Case Categories		Jan	Feb	Mar	Apr	May	Jun	Jul	Aug	Sep	Oct	Nov	Dec	Thru Jan	% Change	Total
<b>Administrative Law</b>	2024	1	-	-	-	-	-	-	-	-	-	-	-	1	0%	1
	2023	1	1	1	-	-	1	1	1	1	1	1	2	1	↔	11
<b>Capital Murder</b>	2024	2	-	-	-	-	-	-	-	-	-	-	-	2	2	2
	2023	-	-	-	-	-	-	-	-	-	3	-	-	0	↔	3
<b>Contested Divorce</b>	2024	27	-	-	-	-	-	-	-	-	-	-	-	27	4%	27
	2023	26	29	26	25	21	32	24	26	31	22	16	42	26	▲	320
<b>Domestic and Family - Level 1</b>	2024	20	-	-	-	-	-	-	-	-	-	-	-	20	0%	20
	2023	20	20	26	9	19	10	29	15	9	24	15	9	20	↔	205
<b>Domestic and Family - Level 2</b>	2024	35	-	-	-	-	-	-	-	-	-	-	-	35	192%	35
	2023	12	11	15	5	4	13	9	5	36	43	8	63	12	▲	224
<b>Felonies and Related Matters</b>	2024	264	-	-	-	-	-	-	-	-	-	-	-	264	122%	264
	2023	119	192	137	149	119	211	139	143	148	166	119	129	119	▲	1,771
<b>General Civil - Level 1</b>	2024	5	-	-	-	-	-	-	-	-	-	-	-	5	67%	5
	2023	3	-	2	1	2	5	2	2	1	2	2	2	3	▲	24
<b>General Civil - Level 2</b>	2024	89	-	-	-	-	-	-	-	-	-	-	-	89	62%	89
	2023	55	43	51	41	105	45	41	72	52	46	34	50	55	▲	635
<b>General Civil - Level 3</b>	2024	20	-	-	-	-	-	-	-	-	-	-	-	20	-23%	20
	2023	26	10	28	13	11	22	16	15	24	26	17	18	26	▼	226
<b>Miscellaneous Civil</b>	2024	737	-	-	-	-	-	-	-	-	-	-	-	737	-9%	737
	2023	813	808	843	782	688	756	505	772	610	812	676	597	813	▼	8,662
<b>Misdemeanor</b>	2024	116	-	-	-	-	-	-	-	-	-	-	-	116	66%	116
	2023	70	95	100	119	66	90	66	87	106	79	61	70	70	▲	1,009
<b>Other</b>	2024	103	-	-	-	-	-	-	-	-	-	-	-	103	-86%	103
	2023	721	371	97	115	103	97	93	94	96	115	74	78	721	▼	2,054
<b>Other Criminally Related Matters</b>	2024	77	-	-	-	-	-	-	-	-	-	-	-	77	26%	77
	2023	61	73	114	70	92	90	146	107	141	76	87	104	61	▲	1,161
<b>Probates/Wills &amp; Trusts - Level 1</b>	2024	1	-	-	-	-	-	-	-	-	-	-	-	1	1	1
	2023	-	-	-	-	2	2	1	3	1	3	-	-	0	↔	12
<b>Probates/Wills &amp; Trusts - Level 2</b>	2024	4	-	-	-	-	-	-	-	-	-	-	-	4	-43%	4
	2023	7	9	14	13	10	15	15	13	8	10	1	13	7	▼	128
<b>Uncontested Divorce</b>	2024	87	-	-	-	-	-	-	-	-	-	-	-	87	55%	87
	2023	56	60	93	69	61	67	68	67	75	73	56	73	56	▲	818

This report reflects data in the case management system. Numbers will update accordingly as reports are refreshed and posted.