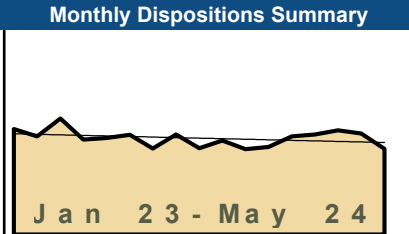


Dashboard		Monthly Dispositions Summary		Jan --- May Dispositions	
<p>Court: Virginia Circuit Start/End Date: Jan-23 / May-24 2023 Average Month: 36,508 Jan-May 2023: 194,659 Dispositions Trending: ▼</p>	<p>Circuit/Court ID: 0 200999 Type of Case: Dispositions 2024 Average Month: 37,242 Jan-May 2024 : 186,211 Overall AVG. Month: 36,724</p>	 <p style="text-align: center; font-weight: bold;">Jan 23 - May 24</p>		<div style="display: flex; justify-content: space-around; align-items: center;"> <div style="text-align: center;"> <p style="font-size: 1.2em; font-weight: bold;">186,211</p> <div style="width: 40px; height: 40px; background-color: #f0e68c; margin: 0 auto;"></div> <p style="font-size: 0.8em;">2024</p> </div> <div style="text-align: center;"> <p style="font-size: 1.2em; font-weight: bold;">194,659</p> <div style="width: 40px; height: 40px; background-color: #f0e68c; margin: 0 auto;"></div> <p style="font-size: 0.8em;">2023</p> </div> </div>	

Dispositions by Division																
Divisions		Jan	Feb	Mar	Apr	May	Jun	Jul	Aug	Sep	Oct	Nov	Dec	Thru May	% Change	Total
Total	2024	37,355	38,109	39,672	38,468	32,607	-	-	-	-	-	-	-	186,211	-4%	186,211
	2023	40,148	37,366	44,179	36,180	36,786	38,054	32,760	38,159	32,861	35,783	32,471	33,347	194,659	▼	438,094
Civil	2024	5,050	5,485	5,827	5,891	4,522	-	-	-	-	-	-	-	26,775	2%	26,775
	2023	5,112	4,920	5,681	4,956	5,580	5,280	5,090	5,366	4,765	5,048	4,880	4,561	26,249	▲	61,239
Criminal	2024	14,088	15,002	15,762	14,250	13,160	-	-	-	-	-	-	-	72,262	3%	72,262
	2023	14,315	13,241	15,888	13,247	13,467	15,277	12,583	15,587	13,953	14,697	12,860	12,503	70,158	▲	167,618
Concealed Handgun Permits	2024	10,148	10,260	10,875	10,102	8,511	-	-	-	-	-	-	-	49,896	-16%	49,896
	2023	12,416	11,947	14,145	10,842	9,989	9,422	7,803	8,941	7,808	8,783	8,956	7,895	59,339	▼	118,947
Miscellaneous/ Other	2024	7,981	7,286	7,140	8,159	6,359	-	-	-	-	-	-	-	36,925	-5%	36,925
	2023	8,267	7,216	8,419	7,092	7,706	8,032	7,264	8,190	6,301	7,216	5,726	8,339	38,700	▼	89,768
Others	2024	88	76	68	66	55	-	-	-	-	-	-	-	353	66%	353
	2023	38	42	46	43	44	43	20	75	34	39	49	49	213	▲	522

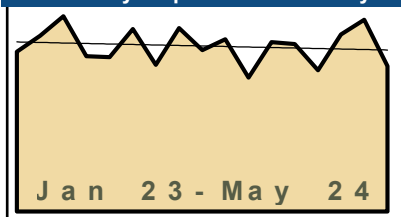
Dispositions by Case Category																
Case Categories		Jan	Feb	Mar	Apr	May	Jun	Jul	Aug	Sep	Oct	Nov	Dec	Thru May	% Change	Total
Administrative Law	2024	33	43	33	51	21	-	-	-	-	-	-	-	181	25%	181
	2023	27	34	25	34	25	36	32	27	27	44	28	20	145	▲	359
Capital Murder	2024	14	21	12	6	13	-	-	-	-	-	-	-	66	25%	66
	2023	20	6	13	6	8	11	14	8	10	12	9	6	53	▲	123
Contested Divorce	2024	532	570	603	656	540	-	-	-	-	-	-	-	2,901	-11%	2,901
	2023	594	589	673	659	736	629	633	653	556	563	572	610	3,251	▼	7,467
Domestic and Family - Level 1	2024	581	543	589	725	591	-	-	-	-	-	-	-	3,029	-9%	3,029
	2023	695	741	715	565	603	714	579	741	599	696	592	553	3,319	▼	7,793
Domestic and Family - Level 2	2024	330	380	575	493	304	-	-	-	-	-	-	-	2,082	44%	2,082
	2023	331	248	330	254	281	314	256	334	285	324	390	311	1,444	▲	3,658
Felonies and Related Matters	2024	9,462	10,048	10,802	9,554	8,458	-	-	-	-	-	-	-	48,324	2%	48,324
	2023	9,615	8,997	10,662	9,102	9,008	10,394	8,390	10,374	9,233	9,923	8,537	8,209	47,384	▲	112,444
General Civil	2024	5	5	10	30	21	-	-	-	-	-	-	-	71	65%	71
	2023	27	8	-	-	8	4	3	15	12	4	7	4	43	▲	92
General Civil - Level 1	2024	59	446	534	240	109	-	-	-	-	-	-	-	1,388	255%	1,388
	2023	88	74	67	75	87	81	111	98	69	62	71	77	391	▲	960
General Civil - Level 2	2024	1,223	1,139	1,185	1,435	959	-	-	-	-	-	-	-	5,941	4%	5,941
	2023	1,158	1,055	1,259	1,029	1,217	1,110	976	1,097	1,050	1,107	1,068	969	5,718	▲	13,095
General Civil - Level 3	2024	951	937	910	956	811	-	-	-	-	-	-	-	4,565	-2%	4,565
	2023	915	858	1,023	869	997	892	999	972	789	952	861	692	4,662	▼	10,819
Miscellaneous Civil	2024	14,041	13,801	14,383	14,059	11,856	-	-	-	-	-	-	-	68,140	-14%	68,140
	2023	16,473	15,542	18,576	14,736	14,016	14,160	11,981	13,198	11,060	12,507	11,778	10,982	79,343	▼	165,009
Misdemeanor	2024	3,604	3,814	3,835	3,586	3,433	-	-	-	-	-	-	-	18,272	4%	18,272
	2023	3,679	3,319	4,061	3,130	3,330	3,602	3,080	4,003	3,588	3,651	3,280	3,272	17,519	▲	41,995
Other	2024	3,833	3,595	3,379	3,711	2,719	-	-	-	-	-	-	-	17,237	0%	17,237
	2023	3,856	3,382	3,624	2,920	3,427	3,030	2,805	3,599	2,820	3,107	2,693	5,079	17,209	▲	40,342
Other Criminally Related Matters	2024	1,096	1,204	1,191	1,174	1,315	-	-	-	-	-	-	-	5,980	7%	5,980
	2023	1,088	995	1,243	1,094	1,190	1,361	1,173	1,312	1,197	1,203	1,109	1,064	5,610	▲	14,029
Probates/Wills & Trusts - Level 1	2024	20	33	32	32	19	-	-	-	-	-	-	-	136	33%	136
	2023	17	27	18	13	27	23	27	32	35	24	17	24	102	▲	284
Probates/Wills & Trusts - Level 2	2024	189	200	202	198	183	-	-	-	-	-	-	-	972	-15%	972
	2023	210	217	241	232	242	256	214	243	180	236	153	198	1,142	▼	2,622
Protective Orders	2024	23	23	23	16	15	-	-	-	-	-	-	-	100	32%	100
	2023	8	15	19	16	18	32	20	20	20	20	17	28	76	▲	233
Uncontested Divorce	2024	1,359	1,307	1,374	1,546	1,240	-	-	-	-	-	-	-	6,826	-6%	6,826
	2023	1,347	1,259	1,630	1,446	1,566	1,405	1,467	1,433	1,331	1,348	1,289	1,249	7,248	▼	16,770

Dashboard

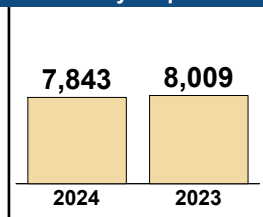
Court: Chesapeake Circuit
Start/End Date: Jan-23 / May-24
2023 Average Month: 1,581
Jan-May 2023: 8,009
Dispositions Trending: ↔

Circuit/Court ID: 1 201550
Type of Case: Dispositions
2024 Average Month: 1,569
Jan-May 2024 : 7,843
Overall AVG. Month: 1,577

Monthly Dispositions Summary



Jan --- May Dispositions



Dispositions by Division

Divisions		Jan	Feb	Mar	Apr	May	Jun	Jul	Aug	Sep	Oct	Nov	Dec	Thru May	% Change	Total
Total	2024	1,597	1,346	1,688	1,827	1,385	-	-	-	-	-	-	-	7,843	-2%	7,843
	2023	1,522	1,676	1,861	1,480	1,470	1,739	1,399	1,747	1,539	1,642	1,277	1,614	8,009	▼	18,966
Civil	2024	190	182	212	197	264	-	-	-	-	-	-	-	1,045	-14%	1,045
	2023	214	237	255	226	290	256	228	243	243	247	207	205	1,222	▼	2,851
Criminal	2024	483	635	722	495	471	-	-	-	-	-	-	-	2,806	-1%	2,806
	2023	574	518	696	539	497	725	528	629	610	707	485	475	2,824	▼	6,983
Concealed Handgun Permits	2024	516	217	377	407	296	-	-	-	-	-	-	-	1,813	-12%	1,813
	2023	365	572	486	379	265	355	190	353	312	232	279	232	2,067	▼	4,020
Miscellaneous/ Other	2024	407	312	377	728	353	-	-	-	-	-	-	-	2,177	15%	2,177
	2023	369	347	424	336	417	402	453	521	374	455	305	700	1,893	▲	5,103
Others	2024	1	-	-	-	1	-	-	-	-	-	-	-	2	-33%	2
	2023	-	2	-	-	1	1	-	1	-	1	1	2	3	▼	9

Dispositions by Case Category

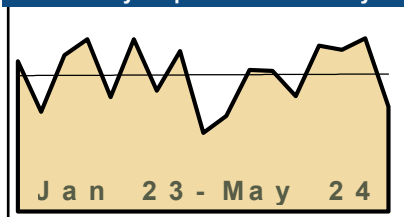
Case Categories		Jan	Feb	Mar	Apr	May	Jun	Jul	Aug	Sep	Oct	Nov	Dec	Thru May	% Change	Total
Administrative Law	2024	1	1	-	-	-	-	-	-	-	-	-	-	2	-71%	2
	2023	1	2	1	-	3	2	1	1	2	4	-	1	7	▼	18
Capital Murder	2024	1	-	1	-	-	-	-	-	-	-	-	-	2	100%	2
	2023	1	-	-	-	-	-	1	-	-	-	1	-	1	▲	3
Contested Divorce	2024	21	37	38	37	41	-	-	-	-	-	-	-	174	-13%	174
	2023	33	36	41	46	45	55	37	41	37	38	37	42	201	▼	488
Domestic and Family - Level 1	2024	26	25	21	26	43	-	-	-	-	-	-	-	141	-23%	141
	2023	31	43	28	41	40	34	33	39	63	26	29	31	183	▼	438
Domestic and Family - Level 2	2024	6	6	5	11	12	-	-	-	-	-	-	-	40	-11%	40
	2023	8	7	14	5	11	11	11	13	6	8	13	10	45	▼	117
Felonies and Related Matters	2024	319	475	576	331	334	-	-	-	-	-	-	-	2,035	8%	2,035
	2023	384	360	454	355	336	523	362	435	410	536	344	322	1,889	▲	4,821
General Civil - Level 1	2024	3	4	2	2	6	-	-	-	-	-	-	-	17	42%	17
	2023	-	2	2	1	7	1	2	1	3	4	2	-	12	▲	25
General Civil - Level 2	2024	47	22	28	44	39	-	-	-	-	-	-	-	180	-7%	180
	2023	34	24	47	36	52	30	47	35	43	74	44	31	193	▼	497
General Civil - Level 3	2024	24	6	7	30	29	-	-	-	-	-	-	-	96	0%	96
	2023	12	19	26	11	28	17	24	15	10	44	18	10	96	↔	234
Miscellaneous Civil	2024	610	290	461	494	413	-	-	-	-	-	-	-	2,268	-17%	2,268
	2023	494	722	625	513	379	527	353	509	409	318	388	357	2,733	▼	5,594
Misdemeanor	2024	128	124	108	130	104	-	-	-	-	-	-	-	594	-22%	594
	2023	152	123	196	161	128	166	138	150	172	146	108	122	760	▼	1,762
Other	2024	293	233	296	609	230	-	-	-	-	-	-	-	1,661	43%	1,661
	2023	232	196	253	186	298	219	257	356	268	314	180	574	1,165	▲	3,333
Other Criminally Related Matters	2024	35	36	43	35	37	-	-	-	-	-	-	-	186	-2%	186
	2023	37	38	55	24	35	36	34	44	29	26	33	33	189	▼	424
Probates/Wills & Trusts - Level 1	2024	1	3	1	1	1	-	-	-	-	-	-	-	7	-13%	7
	2023	-	4	2	2	-	-	1	3	3	1	2	2	8	▼	20
Probates/Wills & Trusts - Level 2	2024	11	11	10	4	8	-	-	-	-	-	-	-	44	5%	44
	2023	6	8	8	8	12	7	9	6	9	11	6	5	42	▲	95
Uncontested Divorce	2024	71	73	91	73	88	-	-	-	-	-	-	-	396	-18%	396
	2023	97	92	109	91	96	111	89	99	75	92	72	74	485	▼	1,097

Dashboard

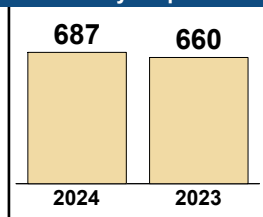
Court: Accomack Circuit
Start/End Date: Jan-23 / May-24
2023 Average Month: 127
Jan-May 2023: 660
Dispositions Trending: ▲

Circuit/Court ID: 2 202001
Type of Case: Dispositions
2024 Average Month: 137
Jan-May 2024 : 687
Overall AVG. Month: 130

Monthly Dispositions Summary



Jan --- May Dispositions



Dispositions by Division

Divisions		Jan	Feb	Mar	Apr	May	Jun	Jul	Aug	Sep	Oct	Nov	Dec	Thru May	% Change	Total
Total	2024	110	158	154	165	100	-	-	-	-	-	-	-	687	4%	687
	2023	143	95	149	164	109	164	115	153	75	91	135	134	660	▲	1,527
Civil	2024	8	10	37	8	11	-	-	-	-	-	-	-	74	10%	74
	2023	7	15	10	21	14	5	7	14	5	12	16	12	67	▲	138
Criminal	2024	60	111	26	82	59	-	-	-	-	-	-	-	338	68%	338
	2023	31	44	45	57	24	102	59	80	42	44	43	53	201	▲	624
Concealed Handgun Permits	2024	28	26	54	65	24	-	-	-	-	-	-	-	197	-43%	197
	2023	97	32	80	78	59	45	30	45	20	26	67	59	346	▼	638
Miscellaneous/ Other	2024	14	11	37	10	6	-	-	-	-	-	-	-	78	70%	78
	2023	8	4	14	8	12	12	19	14	8	9	9	10	46	▲	127

Dispositions by Case Category

Case Categories		Jan	Feb	Mar	Apr	May	Jun	Jul	Aug	Sep	Oct	Nov	Dec	Thru May	% Change	Total
Administrative Law	2024	-	1	-	-	-	-	-	-	-	-	-	-	1	1	1
	2023	-	-	-	-	-	-	1	-	-	-	-	-	0	↔	1
Capital Murder	2024	2	-	-	-	-	-	-	-	-	-	-	-	2	2	2
	2023	-	-	-	-	-	-	1	-	-	-	-	-	0	↔	1
Contested Divorce	2024	2	1	9	1	3	-	-	-	-	-	-	-	16	45%	16
	2023	-	3	2	3	3	2	-	3	1	2	4	2	11	▲	25
Domestic and Family - Level 1	2024	-	-	-	1	1	-	-	-	-	-	-	-	2	-50%	2
	2023	-	2	2	-	-	-	-	1	-	1	-	1	4	▼	7
Domestic and Family - Level 2	2024	-	-	-	-	-	-	-	-	-	-	-	-	0	-100%	0
	2023	-	-	-	-	1	1	-	-	2	-	2	-	1	▼	6
Felonies and Related Matters	2024	42	31	20	53	41	-	-	-	-	-	-	-	187	39%	187
	2023	22	26	31	34	22	69	36	60	26	22	35	32	135	▲	415
General Civil - Level 1	2024	1	-	-	1	-	-	-	-	-	-	-	-	2	2	2
	2023	-	-	-	-	-	-	-	-	-	1	-	-	0	↔	1
General Civil - Level 2	2024	3	-	11	2	1	-	-	-	-	-	-	-	17	143%	17
	2023	1	2	2	-	2	1	1	4	-	2	2	-	7	▲	17
General Civil - Level 3	2024	8	5	15	1	-	-	-	-	-	-	-	-	29	-3%	29
	2023	5	3	5	11	6	2	6	7	4	2	5	5	30	▼	61
Miscellaneous Civil	2024	36	36	75	71	29	-	-	-	-	-	-	-	247	-35%	247
	2023	103	35	91	84	68	53	46	52	25	32	72	66	381	▼	727
Misdemeanor	2024	15	70	7	25	17	-	-	-	-	-	-	-	134	127%	134
	2023	8	12	14	22	3	28	13	14	14	17	9	15	59	▲	169
Other	2024	-	-	2	1	-	-	-	-	-	-	-	-	3	3	3
	2023	-	-	-	-	-	-	-	1	-	-	-	1	0	↔	2
Other Criminally Related Matters	2024	1	10	-	4	1	-	-	-	-	-	-	-	16	78%	16
	2023	2	6	-	1	-	6	9	6	2	5	-	6	9	▲	43
Probates/Wills & Trusts - Level 2	2024	-	-	-	-	-	-	-	-	-	-	-	-	0	-100%	0
	2023	1	-	-	-	-	-	-	1	-	1	-	-	1	▼	3
Protective Orders	2024	-	-	-	-	1	-	-	-	-	-	-	-	1	0%	1
	2023	-	-	-	1	-	-	-	-	-	-	-	-	1	↔	1
Uncontested Divorce	2024	-	4	15	5	6	-	-	-	-	-	-	-	30	43%	30
	2023	1	6	2	8	4	2	2	4	1	6	6	6	21	▲	48

CPSS-CCMS-10.11 CASELOAD STATISTICS OF THE CIRCUIT COURTS

Northampton

January 2023 -- May 2024 Dispositions

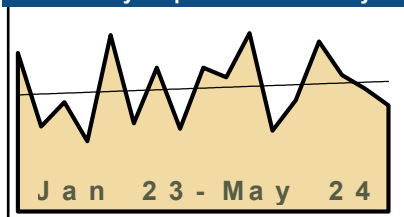
Alexandria and Fairfax Circuit are not Included in State Totals

Dashboard

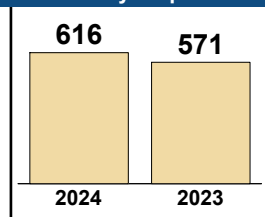
Court: Northampton Circuit
Start/End Date: Jan-23 / May-24
2023 Average Month: 115
Jan-May 2023: 571
Dispositions Trending: ▲

Circuit/Court ID: 2 202131
Type of Case: Dispositions
2024 Average Month: 123
Jan-May 2024 : 616
Overall AVG. Month: 118

Monthly Dispositions Summary



Jan --- May Dispositions



Dispositions by Division

Divisions		Jan	Feb	Mar	Apr	May	Jun	Jul	Aug	Sep	Oct	Nov	Dec	Thru May	% Change	Total
Total	2024	106	162	130	117	101	-	-	-	-	-	-	-	616	8%	616
	2023	151	81	104	67	168	84	137	79	137	128	170	77	571	▲	1,383
Civil	2024	5	23	15	19	4	5	1	2	22	5	8	8	66	164%	66
	2023	3	10	2	6	4	5	1	2	22	5	8	8	25	▲	76
Criminal	2024	75	99	74	64	69	-	-	-	-	-	-	-	381	-12%	381
	2023	116	49	84	40	142	66	122	49	92	101	132	51	431	▼	1,044
Concealed Handgun Permits	2024	14	21	24	18	14	-	-	-	-	-	-	-	91	-2%	91
	2023	29	15	14	17	18	11	10	24	15	15	28	16	93	▼	212
Miscellaneous/ Other	2024	12	18	17	16	14	-	-	-	-	-	-	-	77	250%	77
	2023	3	7	4	4	4	2	4	4	8	7	2	2	22	▲	51
Others	2024	-	1	-	-	-	-	-	-	-	-	-	-	1	1	1
	2023	-	-	-	-	-	-	-	-	-	-	-	-	0	↔	0

Dispositions by Case Category

Case Categories		Jan	Feb	Mar	Apr	May	Jun	Jul	Aug	Sep	Oct	Nov	Dec	Thru May	% Change	Total
Administrative Law	2024	-	-	-	1	-	-	-	-	-	-	-	-	1	-67%	1
	2023	-	2	-	1	-	-	-	-	-	-	-	-	3	▼	3
Capital Murder	2024	-	-	-	-	-	-	-	-	-	-	-	-	0	-100%	0
	2023	-	-	-	-	1	-	-	-	-	-	1	-	1	▼	2
Contested Divorce	2024	-	-	-	1	1	-	-	-	-	-	-	-	2	-50%	2
	2023	-	2	-	1	1	1	-	-	1	-	-	2	4	▼	8
Domestic and Family - Level 1	2024	-	-	-	-	-	-	-	-	-	-	-	-	0	-100%	0
	2023	-	1	-	-	-	1	-	-	-	1	-	-	1	▼	3
Domestic and Family - Level 2	2024	-	3	1	-	-	-	-	-	-	-	-	-	4	300%	4
	2023	-	1	-	-	-	-	-	-	-	-	-	-	1	▲	1
Felonies and Related Matters	2024	29	56	23	33	19	-	-	-	-	-	-	-	160	-9%	160
	2023	22	25	32	30	66	34	66	21	23	60	68	18	175	▼	465
General Civil - Level 1	2024	-	-	-	1	-	-	-	-	-	-	-	-	1	1	1
	2023	-	-	-	-	-	-	-	-	-	-	-	-	0	↔	0
General Civil - Level 2	2024	1	11	13	12	2	-	-	-	-	-	-	-	39	680%	39
	2023	-	2	1	2	-	3	-	1	19	3	7	2	5	▲	40
General Civil - Level 3	2024	4	10	3	7	1	-	-	-	-	-	-	-	25	1,150%	25
	2023	-	-	-	1	1	-	1	1	2	2	1	2	2	▲	11
Miscellaneous Civil	2024	19	27	29	23	16	-	-	-	-	-	-	-	114	3%	114
	2023	32	21	18	19	21	13	13	28	20	21	30	18	111	▲	254
Misdemeanor	2024	33	41	38	30	38	-	-	-	-	-	-	-	180	-16%	180
	2023	82	22	44	10	56	28	44	27	48	36	53	28	214	▼	478
Other	2024	5	7	9	2	11	-	-	-	-	-	-	-	34	34	34
	2023	-	-	-	-	-	-	-	-	-	-	-	-	0	↔	0
Other Criminally Related Matters	2024	13	2	13	3	12	-	-	-	-	-	-	-	43	-2%	43
	2023	13	2	8	1	20	4	12	1	21	5	10	5	44	▼	102
Probates/Wills & Trusts - Level 1	2024	-	2	-	-	-	-	-	-	-	-	-	-	2	2	2
	2023	-	-	-	-	-	-	-	-	-	-	-	-	0	↔	0
Probates/Wills & Trusts - Level 2	2024	-	2	-	-	-	-	-	-	-	-	-	-	2	2	2
	2023	-	-	-	-	-	-	-	-	-	-	-	1	0	↔	1
Uncontested Divorce	2024	2	1	1	4	1	-	-	-	-	-	-	-	9	-10%	9
	2023	2	3	1	2	2	-	1	-	3	-	-	1	10	▼	15

This report reflects data in the case management system. Numbers will update accordingly as reports are refreshed and posted.

CPSS-CCMS-10.11 CASELOAD STATISTICS OF THE CIRCUIT COURTS

Virginia Beach

January 2023 -- May 2024 Dispositions

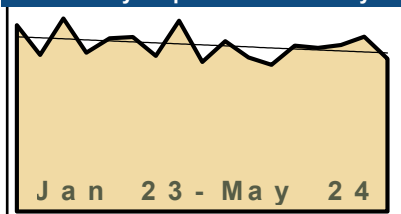
Alexandria and Fairfax Circuit are not Included in State Totals

Dashboard

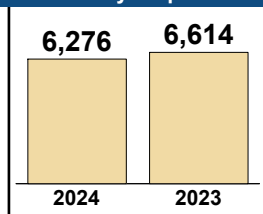
Court: Virginia Beach Circuit
Start/End Date: Jan-23 / May-24
2023 Average Month: 1,276
Jan-May 2023: 6,614
Dispositions Trending: ▼

Circuit/Court ID: 2 202810
Type of Case: Dispositions
2024 Average Month: 1,255
Jan-May 2024 : 6,276
Overall AVG. Month: 1,270

Monthly Dispositions Summary



Jan --- May Dispositions



Dispositions by Division

Divisions		Jan	Feb	Mar	Apr	May	Jun	Jul	Aug	Sep	Oct	Nov	Dec	Thru May	% Change	Total
Total	2024	1,264	1,247	1,269	1,332	1,164	-	-	-	-	-	-	-	6,276	-5%	6,276
	2023	1,419	1,193	1,471	1,211	1,320	1,330	1,186	1,455	1,141	1,298	1,173	1,119	6,614	▼	15,316
Civil	2024	278	291	301	316	304	-	-	-	-	-	-	-	1,490	-9%	1,490
	2023	360	307	345	315	314	309	284	378	302	321	294	289	1,641	▼	3,818
Criminal	2024	651	628	633	636	552	-	-	-	-	-	-	-	3,100	3%	3,100
	2023	613	540	701	541	621	582	499	700	533	623	583	485	3,016	▲	7,021
Concealed Handgun Permits	2024	-	-	-	-	-	-	-	-	-	-	-	-	0	-100%	0
	2023	-	-	2	-	-	-	-	-	-	-	-	-	2	▼	2
Miscellaneous/ Other	2024	335	327	332	380	308	-	-	-	-	-	-	-	1,682	-14%	1,682
	2023	446	346	423	355	385	438	402	377	305	352	296	344	1,955	▼	4,469
Others	2024	-	1	3	-	-	-	-	-	-	-	-	-	4	4	4
	2023	-	-	-	-	-	1	1	-	1	2	-	1	0	↔	6

Dispositions by Case Category

Case Categories		Jan	Feb	Mar	Apr	May	Jun	Jul	Aug	Sep	Oct	Nov	Dec	Thru May	% Change	Total
Administrative Law	2024	1	2	-	-	-	-	-	-	-	-	-	-	3	-40%	3
	2023	3	1	-	-	1	-	-	1	-	2	-	-	5	▼	8
Capital Murder	2024	-	2	1	1	-	-	-	-	-	-	-	-	4	0%	4
	2023	1	-	-	-	3	-	-	-	-	-	-	-	4	↔	4
Contested Divorce	2024	26	24	19	28	22	-	-	-	-	-	-	-	119	-18%	119
	2023	33	20	26	31	36	27	21	27	28	26	18	20	146	▼	313
Domestic and Family - Level 1	2024	30	35	33	40	23	-	-	-	-	-	-	-	161	-13%	161
	2023	39	41	37	34	35	26	24	47	45	31	34	32	186	▼	425
Domestic and Family - Level 2	2024	21	16	25	17	14	-	-	-	-	-	-	-	93	6%	93
	2023	25	15	21	16	11	15	17	17	13	22	17	17	88	▲	206
Felonies and Related Matters	2024	401	396	388	396	328	-	-	-	-	-	-	-	1,909	3%	1,909
	2023	392	338	400	337	379	343	307	395	285	379	348	284	1,846	▲	4,187
General Civil - Level 1	2024	-	4	4	2	-	-	-	-	-	-	-	-	10	-44%	10
	2023	1	2	5	4	6	4	4	6	6	-	4	9	18	▼	51
General Civil - Level 2	2024	56	56	56	77	56	-	-	-	-	-	-	-	301	-16%	301
	2023	88	76	85	61	48	64	41	64	64	62	49	42	358	▼	744
General Civil - Level 3	2024	93	121	109	113	117	-	-	-	-	-	-	-	553	-5%	553
	2023	116	108	101	131	124	120	117	135	107	114	102	113	580	▼	1,388
Miscellaneous Civil	2024	133	138	147	207	181	-	-	-	-	-	-	-	806	-11%	806
	2023	212	153	191	159	194	212	238	186	143	122	139	129	909	▼	2,078
Misdemeanor	2024	203	205	213	204	180	-	-	-	-	-	-	-	1,005	0%	1,005
	2023	195	173	249	179	214	189	156	266	189	212	204	179	1,010	▼	2,405
Other	2024	185	154	176	140	121	-	-	-	-	-	-	-	776	-14%	776
	2023	207	163	217	151	169	206	158	168	135	214	158	196	907	▼	2,142
Other Criminally Related Matters	2024	53	33	36	38	51	-	-	-	-	-	-	-	211	22%	211
	2023	28	31	60	28	26	56	42	54	65	38	37	28	173	▲	493
Probates/Wills & Trusts - Level 1	2024	-	1	1	-	-	-	-	-	-	-	-	-	2	100%	2
	2023	-	-	-	1	-	1	-	2	-	-	1	1	1	▲	6
Probates/Wills & Trusts - Level 2	2024	13	7	9	17	18	-	-	-	-	-	-	-	64	2%	64
	2023	7	16	9	14	17	17	21	23	11	21	8	11	63	▲	175
Protective Orders	2024	-	3	-	1	1	-	-	-	-	-	-	-	5	400%	5
	2023	-	-	-	-	1	-	-	2	-	2	-	3	1	▲	8
Uncontested Divorce	2024	49	50	52	51	52	-	-	-	-	-	-	-	254	-20%	254
	2023	72	56	70	65	56	50	40	62	50	53	54	55	319	▼	683

This report reflects data in the case management system. Numbers will update accordingly as reports are refreshed and posted.

Dashboard		Monthly Dispositions Summary		Jan --- May Dispositions	
<p>Court: Portsmouth Circuit Start/End Date: Jan-23 / May-24 2023 Average Month: 717 Jan-May 2023: 4,368 Dispositions Trending: ▼</p>	<p>Circuit/Court ID: 3 203740 Type of Case: Dispositions 2024 Average Month: 594 Jan-May 2024 : 2,969 Overall AVG. Month: 681</p>	<p style="text-align: center; font-weight: bold;">Jan 23 - May 24</p>		<p style="text-align: center;">2,969 4,368</p> <p style="text-align: center;">2024 2023</p>	

Dispositions by Division																
Divisions		Jan	Feb	Mar	Apr	May	Jun	Jul	Aug	Sep	Oct	Nov	Dec	Thru May	% Change	Total
Total	2024	634	618	728	508	481	-	-	-	-	-	-	-	2,969	-32%	2,969
	2023	870	930	961	857	750	617	683	561	609	628	647	490	4,368	▼	8,603
Civil	2024	232	186	280	176	177	-	-	-	-	-	-	-	1,051	-29%	1,051
	2023	224	349	299	348	259	196	309	180	200	231	279	159	1,479	▼	3,033
Criminal	2024	169	146	122	116	130	-	-	-	-	-	-	-	683	-28%	683
	2023	203	173	224	153	202	120	105	133	127	161	141	126	955	▼	1,868
Concealed Handgun Permits	2024	77	144	144	104	51	-	-	-	-	-	-	-	520	-30%	520
	2023	197	171	163	117	98	90	79	64	123	72	107	83	746	▼	1,364
Miscellaneous/ Other	2024	156	142	182	112	123	-	-	-	-	-	-	-	715	-40%	715
	2023	246	237	274	239	191	210	190	180	159	164	120	122	1,187	▼	2,332
Others	2024	-	-	-	-	-	-	-	-	-	-	-	-	0	-100%	0
	2023	-	-	1	-	-	1	-	4	-	-	-	-	1	▼	6

Dispositions by Case Category																
Case Categories		Jan	Feb	Mar	Apr	May	Jun	Jul	Aug	Sep	Oct	Nov	Dec	Thru May	% Change	Total
Administrative Law	2024	1	-	2	-	-	-	-	-	-	-	-	-	3	-40%	3
	2023	-	1	2	1	1	1	1	1	1	-	1	-	5	▼	10
Capital Murder	2024	4	-	-	-	-	-	-	-	-	-	-	-	4	300%	4
	2023	-	-	-	1	-	-	-	-	-	-	2	-	1	▲	3
Contested Divorce	2024	14	6	6	7	5	-	-	-	-	-	-	-	38	-42%	38
	2023	6	14	16	22	8	5	8	2	12	18	13	8	66	▼	132
Domestic and Family - Level 1	2024	8	14	13	4	19	-	-	-	-	-	-	-	58	-58%	58
	2023	3	99	16	6	13	46	6	12	9	7	12	9	137	▼	238
Domestic and Family - Level 2	2024	3	1	2	-	5	-	-	-	-	-	-	-	11	-27%	11
	2023	1	9	1	3	1	-	4	2	2	2	5	5	15	▼	35
Felonies and Related Matters	2024	109	91	79	73	79	-	-	-	-	-	-	-	431	-26%	431
	2023	138	94	150	94	106	56	70	89	53	131	80	69	582	▼	1,130
General Civil	2024	5	1	9	3	5	-	-	-	-	-	-	-	23	-45%	23
	2023	27	8	-	-	7	4	3	15	12	4	6	4	42	▼	90
General Civil - Level 1	2024	2	2	2	1	-	-	-	-	-	-	-	-	7	-56%	7
	2023	2	1	2	9	2	3	1	-	1	1	1	1	16	▼	24
General Civil - Level 2	2024	20	8	15	19	21	-	-	-	-	-	-	-	83	-30%	83
	2023	10	7	27	59	16	12	19	12	14	21	28	12	119	▼	237
General Civil - Level 3	2024	154	141	218	117	106	-	-	-	-	-	-	-	736	-20%	736
	2023	188	164	195	180	193	117	251	148	135	160	194	106	920	▼	2,031
Miscellaneous Civil	2024	148	195	244	171	144	-	-	-	-	-	-	-	902	-32%	902
	2023	310	260	299	275	192	211	196	137	204	140	162	157	1,336	▼	2,543
Misdemeanor	2024	44	44	30	33	39	-	-	-	-	-	-	-	190	-17%	190
	2023	45	54	41	31	59	31	23	21	62	24	35	38	230	▼	464
Other	2024	70	80	70	39	21	-	-	-	-	-	-	-	280	-51%	280
	2023	105	163	126	88	93	83	69	90	66	86	59	42	575	▼	1,070
Other Criminally Related Matters	2024	22	14	16	10	12	-	-	-	-	-	-	-	74	-53%	74
	2023	20	35	36	29	38	34	16	24	12	8	26	19	158	▼	297
Probates/Wills & Trusts - Level 1	2024	1	-	1	1	1	-	-	-	-	-	-	-	4	33%	4
	2023	-	-	-	1	2	1	1	-	-	-	-	-	3	▲	5
Probates/Wills & Trusts - Level 2	2024	4	2	4	1	4	-	-	-	-	-	-	-	15	-29%	15
	2023	-	1	6	10	4	3	1	3	-	6	1	4	21	▼	39
Protective Orders	2024	-	-	-	-	-	-	-	-	-	-	-	-	0	-100%	0
	2023	-	1	4	3	2	-	-	-	-	-	-	-	10	▼	10
Uncontested Divorce	2024	25	19	17	29	20	-	-	-	-	-	-	-	110	-17%	110
	2023	15	19	40	45	13	10	14	5	26	20	22	16	132	▼	245

This report reflects data in the case management system. Numbers will update accordingly as reports are refreshed and posted.

Dashboard		Monthly Dispositions Summary		Jan --- May Dispositions	
<p>Court: Norfolk Circuit Start/End Date: Jan-23 / May-24 2023 Average Month: 1,842 Jan-May 2023: 9,829 Dispositions Trending: ▼</p>	<p>Circuit/Court ID: 4 204710 Type of Case: Dispositions 2024 Average Month: 1,609 Jan-May 2024 : 8,043 Overall AVG. Month: 1,774</p>	<p>Jan 23 - May 24</p>		<p>8,043 (2024) vs 9,829 (2023)</p>	

Dispositions by Division																
Divisions		Jan	Feb	Mar	Apr	May	Jun	Jul	Aug	Sep	Oct	Nov	Dec	Thru May	% Change	Total
Total	2024	1,726	1,591	1,535	1,627	1,564	-	-	-	-	-	-	-	8,043	-18%	8,043
	2023	2,170	1,873	2,205	1,751	1,830	2,741	1,574	1,844	1,461	1,751	1,418	1,490	9,829	▼	22,108
Civil	2024	395	405	425	376	335	-	-	-	-	-	-	-	1,936	-3%	1,936
	2023	347	350	443	447	403	470	364	395	404	393	371	405	1,990	▼	4,792
Criminal	2024	397	381	420	304	363	-	-	-	-	-	-	-	1,865	-2%	1,865
	2023	430	317	467	381	312	429	380	526	458	421	402	418	1,907	▼	4,941
Concealed Handgun Permits	2024	217	237	205	232	172	-	-	-	-	-	-	-	1,063	-18%	1,063
	2023	270	237	316	251	227	191	198	207	180	197	171	191	1,301	▼	2,636
Miscellaneous/Other	2024	715	565	477	708	688	-	-	-	-	-	-	-	3,153	-32%	3,153
	2023	1,121	966	979	672	888	1,649	632	713	419	738	471	476	4,626	▼	9,724
Others	2024	2	3	8	7	6	-	-	-	-	-	-	-	26	420%	26
	2023	2	3	-	-	-	2	-	3	-	2	3	-	5	▲	15

Dispositions by Case Category																
Case Categories		Jan	Feb	Mar	Apr	May	Jun	Jul	Aug	Sep	Oct	Nov	Dec	Thru May	% Change	Total
Administrative Law	2024	3	5	2	3	3	-	-	-	-	-	-	-	16	-20%	16
	2023	6	3	7	3	1	3	4	6	2	8	5	3	20	▼	51
Capital Murder	2024	-	3	-	-	1	-	-	-	-	-	-	-	4	4%	4
	2023	-	-	-	-	-	-	-	-	-	-	-	-	0	↔	0
Contested Divorce	2024	63	82	99	69	63	-	-	-	-	-	-	-	376	-11%	376
	2023	70	70	88	108	88	91	67	84	74	72	78	96	424	▼	986
Domestic and Family - Level 1	2024	41	26	15	31	40	-	-	-	-	-	-	-	153	8%	153
	2023	39	37	26	22	18	38	13	24	22	55	37	28	142	▲	359
Domestic and Family - Level 2	2024	28	18	20	21	17	-	-	-	-	-	-	-	104	-8%	104
	2023	27	18	25	19	24	21	17	24	15	23	18	23	113	▼	254
Felonies and Related Matters	2024	295	263	279	217	251	-	-	-	-	-	-	-	1,305	-1%	1,305
	2023	291	233	339	269	185	309	242	359	296	288	288	280	1,317	▼	3,379
General Civil - Level 1	2024	2	3	7	5	3	-	-	-	-	-	-	-	20	25%	20
	2023	3	3	5	3	2	7	3	4	1	1	5	6	16	▲	43
General Civil - Level 2	2024	61	45	44	47	27	-	-	-	-	-	-	-	224	10%	224
	2023	35	43	44	48	34	47	41	50	43	36	46	41	204	▲	508
General Civil - Level 3	2024	104	98	83	101	101	-	-	-	-	-	-	-	487	7%	487
	2023	94	72	116	80	95	106	78	110	83	104	69	56	457	▲	1,063
Miscellaneous Civil	2024	733	668	572	713	644	-	-	-	-	-	-	-	3,330	-34%	3,330
	2023	1,181	1,022	1,086	807	986	1,733	736	765	508	782	526	563	5,082	▼	10,695
Misdemeanor	2024	55	69	92	46	64	-	-	-	-	-	-	-	326	-17%	326
	2023	98	61	88	68	76	83	92	119	95	88	67	93	391	▼	1,028
Other	2024	97	44	40	113	110	-	-	-	-	-	-	-	404	1%	404
	2023	103	105	94	56	43	41	37	35	22	45	57	49	401	▲	687
Other Criminally Related Matters	2024	49	52	54	43	49	-	-	-	-	-	-	-	247	5%	247
	2023	48	33	46	52	57	49	50	59	71	49	51	47	236	▲	612
Probates/Wills & Trusts - Level 1	2024	-	2	2	2	2	-	-	-	-	-	-	-	8	14%	8
	2023	-	4	1	1	1	1	3	5	2	5	2	3	7	▲	28
Probates/Wills & Trusts - Level 2	2024	21	21	29	15	20	-	-	-	-	-	-	-	106	-12%	106
	2023	18	25	28	25	25	15	13	33	15	23	16	24	121	▼	260
Protective Orders	2024	8	5	7	4	4	-	-	-	-	-	-	-	28	87%	28
	2023	2	2	5	3	3	6	4	3	7	4	1	7	15	▲	47
Uncontested Divorce	2024	166	187	190	197	165	-	-	-	-	-	-	-	905	2%	905
	2023	155	142	207	187	192	191	174	164	205	168	152	171	883	▲	2,108

Dashboard				Monthly Dispositions Summary				Jan --- May Dispositions			
Court: Isle of Wight Circuit		Circuit/Court ID: 5 205093									
Start/End Date: Jan-23 / May-24		Type of Case: Dispositions									
2023 Average Month: 173		2024 Average Month: 156									
Jan-May 2023: 1,033		Jan-May 2024 : 778									
Dispositions Trending: ▼		Overall AVG. Month: 168									

Dispositions by Division																
Divisions		Jan	Feb	Mar	Apr	May	Jun	Jul	Aug	Sep	Oct	Nov	Dec	Thru May	% Change	Total
Total	2024	173	119	178	184	124	-	-	-	-	-	-	-	778	-25%	778
	2023	273	150	271	155	184	141	171	140	136	162	139	154	1,033	▼	2,076
Civil	2024	13	31	17	37	17	-	-	-	-	-	-	-	115	7%	115
	2023	26	11	23	23	24	26	20	17	17	21	32	26	107	▲	266
Criminal	2024	41	21	28	44	46	-	-	-	-	-	-	-	180	-20%	180
	2023	59	38	56	42	29	56	46	37	34	34	23	34	224	▼	488
Concealed Handgun Permits	2024	98	50	110	79	54	-	-	-	-	-	-	-	391	-31%	391
	2023	153	86	154	67	104	30	78	65	60	77	67	73	564	▼	1,014
Miscellaneous/ Other	2024	21	17	22	24	7	-	-	-	-	-	-	-	91	-33%	91
	2023	34	15	38	22	27	29	27	21	25	30	17	21	136	▼	306
Others	2024	-	-	1	-	-	-	-	-	-	-	-	-	1	-50%	1
	2023	1	-	-	1	-	-	-	-	-	-	-	-	2	▼	2

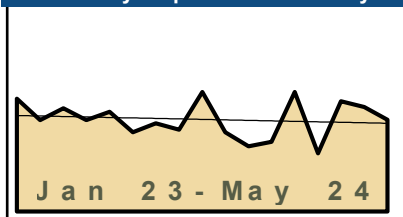
Dispositions by Case Category																
Case Categories		Jan	Feb	Mar	Apr	May	Jun	Jul	Aug	Sep	Oct	Nov	Dec	Thru May	% Change	Total
Administrative Law	2024	-	1	-	-	-	-	-	-	-	-	-	-	1	1	1
	2023	-	-	-	-	-	-	-	-	-	-	-	1	-	0	↔
Contested Divorce	2024	2	6	3	2	2	-	-	-	-	-	-	-	15	25%	15
	2023	2	4	2	2	2	2	5	4	2	8	6	1	12	▲	40
Domestic and Family - Level 1	2024	-	-	-	9	-	-	-	-	-	-	-	-	9	-10%	9
	2023	7	1	2	-	-	4	2	2	2	2	2	3	10	▼	27
Domestic and Family - Level 2	2024	-	2	1	2	2	-	-	-	-	-	-	-	7	-22%	7
	2023	3	-	3	2	1	-	2	-	1	-	1	3	9	▼	16
Felonies and Related Matters	2024	24	10	18	33	27	-	-	-	-	-	-	-	112	-30%	112
	2023	41	23	44	32	20	43	32	31	26	16	17	20	160	▼	345
General Civil - Level 1	2024	1	-	-	1	-	-	-	-	-	-	-	-	2	2	2
	2023	-	-	-	-	-	-	-	-	-	-	-	1	-	0	↔
General Civil - Level 2	2024	4	9	2	10	2	-	-	-	-	-	-	-	27	59%	27
	2023	3	3	5	3	3	7	3	4	4	4	4	5	17	▲	48
General Civil - Level 3	2024	2	3	3	1	4	-	-	-	-	-	-	-	13	-24%	13
	2023	-	2	2	9	4	4	1	3	4	3	3	4	17	▼	39
Miscellaneous Civil	2024	116	64	129	102	61	-	-	-	-	-	-	-	472	-26%	472
	2023	171	94	173	79	119	51	95	78	76	102	77	82	636	▼	1,197
Misdemeanor	2024	11	6	6	7	9	-	-	-	-	-	-	-	39	3%	39
	2023	14	6	9	4	5	7	9	1	5	9	4	5	38	▲	78
Other	2024	3	4	1	1	-	-	-	-	-	-	-	-	9	-87%	9
	2023	18	7	19	11	12	7	10	8	9	5	4	9	67	▼	119
Other Criminally Related Matters	2024	6	5	5	5	10	-	-	-	-	-	-	-	31	11%	31
	2023	4	9	3	8	4	7	5	5	3	9	2	9	28	▲	68
Probates/Wills & Trusts - Level 1	2024	-	-	-	1	-	-	-	-	-	-	-	-	1	-50%	1
	2023	-	-	1	-	1	-	-	-	-	-	-	1	2	▼	3
Probates/Wills & Trusts - Level 2	2024	3	2	2	1	2	-	-	-	-	-	-	-	10	900%	10
	2023	1	-	-	-	-	-	2	-	-	-	3	2	1	▲	8
Uncontested Divorce	2024	1	7	8	9	5	-	-	-	-	-	-	-	30	-17%	30
	2023	9	1	8	5	13	9	5	4	4	4	13	11	36	▼	86

Dashboard

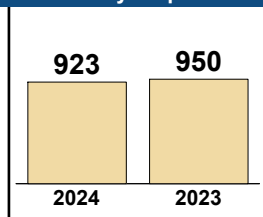
Court: Southampton Circuit
Start/End Date: Jan-23 / May-24
2023 Average Month: 172
Jan-May 2023: 950
Dispositions Trending: ▼

Circuit/Court ID: 5 205175
Type of Case: Dispositions
2024 Average Month: 185
Jan-May 2024 : 923
Overall AVG. Month: 176

Monthly Dispositions Summary



Jan --- May Dispositions



Dispositions by Division

Divisions		Jan	Feb	Mar	Apr	May	Jun	Jul	Aug	Sep	Oct	Nov	Dec	Thru May	% Change	Total
Total	2024	228	111	210	199	175	-	-	-	-	-	-	-	923	-3%	923
	2023	215	174	197	174	190	151	168	156	228	151	124	133	950	▼	2,061
Civil	2024	18	15	16	17	20	-	-	-	-	-	-	-	86	15%	86
	2023	13	15	14	19	14	10	21	21	12	16	19	18	75	▲	192
Criminal	2024	93	59	95	86	114	-	-	-	-	-	-	-	447	7%	447
	2023	84	69	64	88	113	60	94	80	128	57	55	64	418	▲	956
Concealed Handgun Permits	2024	81	7	82	50	19	-	-	-	-	-	-	-	239	-29%	239
	2023	87	73	95	45	36	43	32	21	48	46	30	33	336	▼	589
Miscellaneous/ Other	2024	35	30	17	46	21	-	-	-	-	-	-	-	149	24%	149
	2023	30	17	24	22	27	38	21	34	40	32	20	18	120	▲	323
Others	2024	1	-	-	-	1	-	-	-	-	-	-	-	2	100%	2
	2023	1	-	-	-	-	-	-	-	-	-	-	-	1	▲	1

Dispositions by Case Category

Case Categories		Jan	Feb	Mar	Apr	May	Jun	Jul	Aug	Sep	Oct	Nov	Dec	Thru May	% Change	Total
Contested Divorce	2024	2	1	3	3	2	-	-	-	-	-	-	-	11	57%	11
	2023	3	1	-	2	1	2	3	-	2	-	1	4	7	▲	19
Domestic and Family - Level 1	2024	4	-	1	1	-	-	-	-	-	-	-	-	6	6	6
	2023	-	-	-	-	-	1	3	1	-	-	1	-	0	↔	6
Domestic and Family - Level 2	2024	-	1	-	1	1	-	-	-	-	-	-	-	3	200%	3
	2023	-	-	-	1	-	-	-	1	-	-	1	1	1	▲	4
Felonies and Related Matters	2024	56	37	56	56	77	-	-	-	-	-	-	-	282	10%	282
	2023	47	49	44	49	68	39	55	43	80	44	36	30	257	▲	584
General Civil - Level 1	2024	-	2	-	-	-	-	-	-	-	-	-	-	2	100%	2
	2023	-	1	-	-	-	-	1	-	2	-	-	1	1	▲	5
General Civil - Level 2	2024	-	6	-	5	5	-	-	-	-	-	-	-	16	-20%	16
	2023	3	7	2	6	2	2	3	5	4	3	3	5	20	▼	45
General Civil - Level 3	2024	4	3	3	7	5	-	-	-	-	-	-	-	22	-4%	22
	2023	2	2	4	8	7	3	4	7	4	10	7	4	23	▼	62
Miscellaneous Civil	2024	92	18	94	66	31	-	-	-	-	-	-	-	301	-22%	301
	2023	101	79	106	58	43	63	41	34	67	63	41	40	387	▼	736
Misdemeanor	2024	31	7	15	20	29	-	-	-	-	-	-	-	102	5%	102
	2023	23	12	11	23	28	17	18	24	40	6	10	17	97	▲	229
Other	2024	26	18	7	28	11	-	-	-	-	-	-	-	90	27%	90
	2023	20	11	13	8	19	18	15	20	19	15	10	11	71	▲	179
Other Criminally Related Matters	2024	6	15	24	10	8	-	-	-	-	-	-	-	63	-3%	63
	2023	14	8	10	16	17	4	21	14	8	7	10	17	65	▼	146
Probates/Wills & Trusts - Level 1	2024	-	-	-	1	-	-	-	-	-	-	-	-	1	1	1
	2023	-	-	-	-	-	-	-	-	-	-	-	-	0	↔	0
Probates/Wills & Trusts - Level 2	2024	-	1	-	-	-	-	-	-	-	-	-	-	1	1	1
	2023	-	-	-	-	-	-	-	1	-	-	2	-	0	↔	3
Protective Orders	2024	-	-	-	-	-	-	-	-	-	-	-	-	0	-100%	0
	2023	-	1	1	1	-	2	-	-	-	-	-	-	3	▼	5
Uncontested Divorce	2024	7	2	7	1	6	-	-	-	-	-	-	-	23	28%	23
	2023	2	3	6	2	5	-	4	6	2	3	2	3	18	▲	38

Dashboard				Monthly Dispositions Summary				Jan --- May Dispositions							
Court: Suffolk Circuit		Circuit/Court ID: 5 205800		<p>Jan 23 - May 24</p>				<table border="1" style="width:100%; border-collapse: collapse;"> <tr> <td style="text-align: center; width: 50%;">2,887</td> <td style="text-align: center; width: 50%;">2,847</td> </tr> <tr> <td style="text-align: center;">2024</td> <td style="text-align: center;">2023</td> </tr> </table>				2,887	2,847	2024	2023
2,887	2,847														
2024	2023														
Start/End Date: Jan-23 / May-24		Type of Case: Dispositions													
2023 Average Month: 541		2024 Average Month: 577													
Jan-May 2023: 2,847		Jan-May 2024 : 2,887													
Dispositions Trending: ↔		Overall AVG. Month: 552													

Dispositions by Division																
Divisions		Jan	Feb	Mar	Apr	May	Jun	Jul	Aug	Sep	Oct	Nov	Dec	Thru May	% Change	Total
Total	2024	564	678	606	498	541	-	-	-	-	-	-	-	2,887	1%	2,887
	2023	648	372	688	547	592	494	516	476	466	558	656	481	2,847	▲	6,494
Civil	2024	91	141	70	86	88	-	-	-	-	-	-	-	476	43%	476
	2023	66	69	63	67	67	56	72	53	60	89	116	128	332	▲	906
Criminal	2024	230	297	304	217	267	-	-	-	-	-	-	-	1,315	3%	1,315
	2023	214	172	336	260	295	216	241	228	255	244	281	178	1,277	▲	2,920
Concealed Handgun Permits	2024	183	153	166	143	140	-	-	-	-	-	-	-	785	-24%	785
	2023	330	90	243	183	187	175	172	152	117	187	214	138	1,033	▼	2,188
Miscellaneous/ Other	2024	60	86	65	51	46	-	-	-	-	-	-	-	308	51%	308
	2023	38	41	46	36	43	46	31	43	33	38	44	37	204	▲	476
Others	2024	-	1	1	1	-	-	-	-	-	-	-	-	3	200%	3
	2023	-	-	-	1	-	1	-	-	1	-	1	-	1	▲	4

Dispositions by Case Category																
Case Categories		Jan	Feb	Mar	Apr	May	Jun	Jul	Aug	Sep	Oct	Nov	Dec	Thru May	% Change	Total
Administrative Law	2024	2	2	-	1	-	-	-	-	-	-	-	-	5	5	5
	2023	-	-	-	-	-	1	-	-	-	-	-	-	0	↔	1
Capital Murder	2024	-	1	1	-	2	-	-	-	-	-	-	-	4	100%	4
	2023	1	-	1	-	-	-	1	-	1	-	-	1	2	▲	5
Contested Divorce	2024	8	12	11	13	6	-	-	-	-	-	-	-	50	47%	50
	2023	13	6	4	4	7	6	7	6	9	18	13	14	34	▲	107
Domestic and Family - Level 1	2024	6	10	3	10	6	-	-	-	-	-	-	-	35	-3%	35
	2023	8	7	11	1	9	6	3	3	6	10	5	4	36	▼	73
Domestic and Family - Level 2	2024	9	13	7	9	32	-	-	-	-	-	-	-	70	94%	70
	2023	10	7	6	8	5	5	8	5	7	9	8	15	36	▲	93
Felonies and Related Matters	2024	145	225	212	113	166	-	-	-	-	-	-	-	861	8%	861
	2023	117	72	228	167	215	120	128	126	166	146	169	96	799	▲	1,750
General Civil - Level 1	2024	3	2	-	-	2	-	-	-	-	-	-	-	7	600%	7
	2023	-	-	-	1	-	1	1	1	-	4	2	3	1	▲	13
General Civil - Level 2	2024	17	32	19	16	12	-	-	-	-	-	-	-	96	68%	96
	2023	10	8	11	19	9	9	10	15	10	11	33	26	57	▲	171
General Civil - Level 3	2024	10	35	4	7	5	-	-	-	-	-	-	-	61	7%	61
	2023	8	24	4	9	12	8	18	5	5	9	17	12	57	▲	131
Miscellaneous Civil	2024	240	215	231	189	185	-	-	-	-	-	-	-	1,060	-13%	1,060
	2023	367	127	288	214	229	220	204	199	149	225	244	177	1,225	▼	2,643
Misdemeanor	2024	65	58	76	86	73	-	-	-	-	-	-	-	358	-10%	358
	2023	82	74	101	79	60	75	96	88	77	67	95	66	396	▼	960
Other	2024	-	4	2	3	3	-	-	-	-	-	-	-	12	71%	12
	2023	1	1	3	1	1	2	-	-	1	1	4	3	7	▲	18
Other Criminally Related Matters	2024	20	13	15	18	26	-	-	-	-	-	-	-	92	6%	92
	2023	14	26	11	16	20	21	24	15	11	32	18	15	87	▲	223
Probates/Wills & Trusts - Level 1	2024	1	6	-	2	1	-	-	-	-	-	-	-	10	400%	10
	2023	-	1	-	-	1	-	-	-	-	-	-	1	2	▲	3
Probates/Wills & Trusts - Level 2	2024	5	9	3	8	2	-	-	-	-	-	-	-	27	93%	27
	2023	3	-	4	3	4	4	2	3	3	6	5	6	14	▲	43
Uncontested Divorce	2024	33	41	22	23	20	-	-	-	-	-	-	-	139	48%	139
	2023	14	19	16	25	20	16	14	10	21	20	42	43	94	▲	260

Dashboard		Monthly Dispositions Summary		Jan --- May Dispositions	
<p>Court: Brunswick Circuit Start/End Date: Jan-23 / May-24 2023 Average Month: 92 Jan-May 2023: 482 Dispositions Trending: ▲</p>	<p>Circuit/Court ID: 6 206025 Type of Case: Dispositions 2024 Average Month: 133 Jan-May 2024 : 665 Overall AVG. Month: 104</p>	<p style="text-align: center; font-weight: bold;">Jan 23 - May 24</p>		<div style="display: flex; justify-content: space-around; align-items: center;"> <div style="text-align: center;"> <p style="font-size: 24px; font-weight: bold;">665</p> <p style="font-size: 12px;">2024</p> </div> <div style="text-align: center;"> <p style="font-size: 24px; font-weight: bold;">482</p> <p style="font-size: 12px;">2023</p> </div> </div>	

Dispositions by Division																
Divisions		Jan	Feb	Mar	Apr	May	Jun	Jul	Aug	Sep	Oct	Nov	Dec	Thru May	% Change	Total
Total	2024	172	140	135	129	89	-	-	-	-	-	-	-	665	38%	665
	2023	98	140	79	109	56	134	58	127	56	92	51	103	482	▲	1,103
Civil	2024	24	14	7	4	2	-	-	3	1	6	3	3	51	264%	51
	2023	1	5	2	3	3	7	3	3	1	6	3	3	14	▲	40
Criminal	2024	65	70	80	73	68	-	-	-	-	-	-	-	356	37%	356
	2023	37	92	42	55	33	80	37	57	27	48	12	56	259	▲	576
Concealed Handgun Permits	2024	30	42	39	38	9	-	-	-	-	-	-	-	158	7%	158
	2023	51	33	22	31	11	34	12	53	22	17	26	30	148	▲	342
Miscellaneous/ Other	2024	53	14	9	14	10	-	-	-	-	-	-	-	100	64%	100
	2023	9	10	13	20	9	13	6	14	6	19	10	14	61	▲	143
Others	2024	-	-	-	-	-	-	-	-	-	-	-	-	0	0	0
	2023	-	-	-	-	-	-	-	-	-	2	-	-	-	0	↔

Dispositions by Case Category																
Case Categories		Jan	Feb	Mar	Apr	May	Jun	Jul	Aug	Sep	Oct	Nov	Dec	Thru May	% Change	Total
Administrative Law	2024	2	-	-	-	-	-	-	-	-	-	-	-	2	2	2
	2023	-	-	-	-	-	-	-	-	-	-	-	-	-	0	↔
Contested Divorce	2024	3	2	1	-	-	-	-	-	-	-	-	-	6	50%	6
	2023	1	-	1	2	-	1	1	-	1	-	-	-	4	▲	7
Domestic and Family - Level 1	2024	-	2	3	1	-	-	-	-	-	-	-	-	6	500%	6
	2023	-	-	1	-	-	2	-	-	-	5	-	-	1	▲	8
Domestic and Family - Level 2	2024	-	-	-	-	-	-	-	-	-	-	-	-	0	0	0
	2023	-	-	-	-	-	-	-	-	-	-	1	-	0	↔	1
Felonies and Related Matters	2024	36	25	62	40	44	-	-	-	-	-	-	-	207	50%	207
	2023	28	36	31	23	20	39	31	15	21	23	10	12	138	▲	289
General Civil - Level 1	2024	-	-	-	-	-	-	-	-	-	-	-	-	0	0	0
	2023	-	-	-	-	-	-	1	-	-	-	-	-	0	↔	1
General Civil - Level 2	2024	13	2	2	-	-	-	-	-	-	-	-	-	17	750%	17
	2023	-	2	-	-	-	1	1	-	-	-	-	-	2	▲	6
General Civil - Level 3	2024	5	1	2	2	-	-	-	-	-	-	-	-	10	100%	10
	2023	1	2	-	-	2	1	-	-	-	1	1	3	5	▲	11
Miscellaneous Civil	2024	74	49	43	48	12	-	-	-	-	-	-	-	226	31%	226
	2023	58	39	26	37	13	45	15	63	23	31	28	39	173	▲	417
Misdemeanor	2024	27	30	17	19	20	-	-	-	-	-	-	-	113	20%	113
	2023	8	42	11	22	11	29	6	27	6	12	2	9	94	▲	185
Other	2024	1	8	4	4	7	-	-	-	-	-	-	-	24	-31%	24
	2023	1	4	9	14	7	1	3	4	5	6	8	2	35	▼	64
Other Criminally Related Matters	2024	2	20	1	14	4	-	-	-	-	-	-	-	41	52%	41
	2023	1	14	-	10	2	12	-	15	-	13	-	35	27	▲	102
Probates/Wills & Trusts - Level 2	2024	2	-	-	-	-	-	-	-	-	-	-	-	2	2	2
	2023	-	-	-	-	-	-	-	-	-	-	-	-	0	↔	0
Protective Orders	2024	-	-	-	-	1	-	-	-	-	-	-	-	1	1	1
	2023	-	-	-	-	-	-	-	-	-	-	-	-	0	↔	0
Uncontested Divorce	2024	7	1	-	1	1	-	-	-	-	-	-	-	10	233%	10
	2023	-	1	-	1	1	3	-	3	-	1	1	1	3	▲	12

This report reflects data in the case management system. Numbers will update accordingly as reports are refreshed and posted.

Dashboard		Monthly Dispositions Summary		Jan --- May Dispositions					
<p>Court: Greenville Circuit Start/End Date: Jan-23 / May-24 2023 Average Month: 90 Jan-May 2023: 512 Dispositions Trending: ▲</p>	<p>Circuit/Court ID: 6 206081 Type of Case: Dispositions 2024 Average Month: 116 Jan-May 2024 : 579 Overall AVG. Month: 97</p>	<p style="text-align: center; font-weight: bold; font-size: 1.2em;">J a n 2 3 - M a y 2 4</p>		<table border="1" style="margin: auto;"> <tr> <td style="text-align: center; width: 50px;">579</td> <td style="text-align: center; width: 50px;">512</td> </tr> <tr> <td style="text-align: center;">2024</td> <td style="text-align: center;">2023</td> </tr> </table>		579	512	2024	2023
579	512								
2024	2023								

Dispositions by Division																
Divisions		Jan	Feb	Mar	Apr	May	Jun	Jul	Aug	Sep	Oct	Nov	Dec	Thru May	% Change	Total
Total	2024	114	152	114	120	79	-	-	-	-	-	-	-	579	13%	579
	2023	63	123	133	105	88	55	95	69	98	93	68	85	512	▲	1,075
Civil	2024	9	5	6	12	7	-	-	-	-	-	-	-	39	15%	39
	2023	4	2	8	11	9	5	12	15	4	7	9	3	34	▲	89
Criminal	2024	77	123	69	75	50	-	-	-	-	-	-	-	394	27%	394
	2023	28	103	67	67	46	26	61	28	62	53	44	77	311	▲	662
Concealed Handgun Permits	2024	24	16	30	29	14	-	-	-	-	-	-	-	113	-19%	113
	2023	27	15	52	20	26	19	11	12	29	30	12	-	140	▼	253
Miscellaneous/ Other	2024	4	8	9	4	8	-	-	-	-	-	-	-	33	27%	33
	2023	4	2	6	7	7	4	11	14	3	3	3	5	26	▲	69
Others	2024	-	-	-	-	-	-	-	-	-	-	-	-	0	-100%	0
	2023	-	1	-	-	-	-	1	-	-	-	-	-	1	▼	2

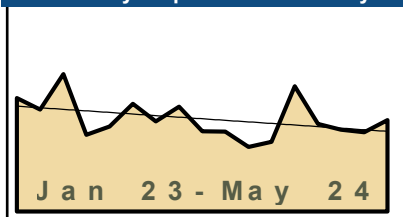
Dispositions by Case Category																
Case Categories		Jan	Feb	Mar	Apr	May	Jun	Jul	Aug	Sep	Oct	Nov	Dec	Thru May	% Change	Total
Administrative Law	2024	-	-	-	-	-	-	-	-	-	-	-	-	0	-100%	0
	2023	-	-	-	1	-	-	-	-	-	-	-	-	1	▼	1
Capital Murder	2024	-	-	-	-	-	-	-	-	-	-	-	-	0	-100%	0
	2023	-	-	-	-	1	-	-	-	-	1	-	-	1	▼	2
Contested Divorce	2024	-	-	-	-	2	-	-	-	-	-	-	-	2	-50%	2
	2023	2	1	1	-	-	1	2	-	-	3	1	-	4	▼	11
Domestic and Family - Level 1	2024	2	-	1	2	-	-	-	-	-	-	-	-	5	150%	5
	2023	-	-	-	-	2	2	-	1	-	-	-	-	2	▲	5
Domestic and Family - Level 2	2024	-	2	-	1	-	-	-	-	-	-	-	-	3	0%	3
	2023	1	-	2	-	-	1	3	2	-	1	-	1	3	↔	11
Felonies and Related Matters	2024	42	63	44	56	26	-	-	-	-	-	-	-	231	8%	231
	2023	22	73	42	52	25	15	38	15	43	32	27	61	214	▲	445
General Civil - Level 1	2024	-	-	1	1	-	-	-	-	-	-	-	-	2	2	2
	2023	-	-	-	-	-	-	-	-	-	-	-	-	0	↔	0
General Civil - Level 2	2024	3	1	-	1	2	-	-	-	-	-	-	-	7	-42%	7
	2023	1	1	1	5	4	-	2	2	2	2	4	2	12	▼	26
General Civil - Level 3	2024	2	2	2	4	4	-	-	-	-	-	-	-	14	100%	14
	2023	1	-	2	1	3	-	5	-	1	-	-	-	7	▲	13
Miscellaneous Civil	2024	27	23	39	33	19	-	-	-	-	-	-	-	141	-13%	141
	2023	29	17	56	28	32	23	18	35	32	33	16	4	162	▼	323
Misdemeanor	2024	31	48	22	14	20	-	-	-	-	-	-	-	135	118%	135
	2023	6	19	17	10	10	4	13	13	15	8	13	15	62	▲	143
Other	2024	-	-	-	-	-	-	-	-	-	-	-	-	0	-100%	0
	2023	-	1	-	-	-	1	-	-	-	-	1	-	1	▼	3
Other Criminally Related Matters	2024	6	12	3	6	4	-	-	-	-	-	-	-	31	-9%	31
	2023	-	11	8	5	10	7	10	-	4	12	4	2	34	▼	73
Probates/Wills & Trusts - Level 2	2024	-	-	-	-	1	-	-	-	-	-	-	-	1	-67%	1
	2023	-	-	-	3	-	-	-	-	-	-	-	-	3	▼	3
Uncontested Divorce	2024	1	1	2	2	1	-	-	-	-	-	-	-	7	17%	7
	2023	1	-	4	-	1	1	4	1	1	1	2	-	6	▲	16

Dashboard

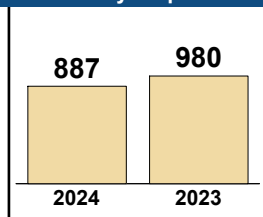
Court: Prince George Circuit
Start/End Date: Jan-23 / May-24
2023 Average Month: 177
Jan-May 2023: 980
Dispositions Trending: ▼

Circuit/Court ID: 6 206149
Type of Case: Dispositions
2024 Average Month: 177
Jan-May 2024 : 887
Overall AVG. Month: 177

Monthly Dispositions Summary



Jan --- May Dispositions



Dispositions by Division

Divisions		Jan	Feb	Mar	Apr	May	Jun	Jul	Aug	Sep	Oct	Nov	Dec	Thru May	% Change	Total
Total	2024	239	167	156	151	174	-	-	-	-	-	-	-	887	-9%	887
	2023	216	194	262	146	162	205	172	200	153	152	123	133	980	▼	2,118
Civil	2024	15	23	10	22	23	-	-	-	-	-	-	-	93	-1%	93
	2023	16	7	15	18	38	11	15	24	10	17	13	14	94	▼	198
Criminal	2024	109	84	59	64	77	-	-	-	-	-	-	-	393	-5%	393
	2023	106	87	100	64	58	100	69	99	76	46	53	77	415	▼	935
Concealed Handgun Permits	2024	108	50	74	58	57	-	-	-	-	-	-	-	347	-19%	347
	2023	93	93	128	55	59	84	76	69	57	70	53	38	428	▼	875
Miscellaneous/ Other	2024	7	10	13	7	17	-	-	-	-	-	-	-	54	26%	54
	2023	1	7	19	9	7	10	12	8	10	19	4	4	43	▲	110

Dispositions by Case Category

Case Categories		Jan	Feb	Mar	Apr	May	Jun	Jul	Aug	Sep	Oct	Nov	Dec	Thru May	% Change	Total
Contested Divorce	2024	-	2	-	1	6	-	-	-	-	-	-	-	9	-40%	9
	2023	2	-	2	4	7	1	-	3	4	1	5	2	15	▼	31
Domestic and Family - Level 1	2024	2	6	1	8	1	-	-	-	-	-	-	-	18	100%	18
	2023	1	1	1	2	4	-	2	4	3	1	-	1	9	▲	20
Domestic and Family - Level 2	2024	-	-	-	-	-	-	-	-	-	-	-	-	0	-100%	0
	2023	2	-	1	-	1	1	-	1	-	1	-	2	4	▼	9
Felonies and Related Matters	2024	67	53	37	38	44	-	-	-	-	-	-	-	239	1%	239
	2023	61	57	55	32	32	59	40	58	37	27	30	43	237	▲	531
General Civil - Level 1	2024	-	-	1	-	-	-	-	-	-	-	-	-	1	1	1
	2023	-	-	-	-	-	-	-	1	-	1	-	2	0	↔	4
General Civil - Level 2	2024	3	5	3	3	4	-	-	-	-	-	-	-	18	38%	18
	2023	3	3	1	-	6	2	1	6	1	5	2	2	13	▲	32
General Civil - Level 3	2024	3	4	3	-	5	-	-	-	-	-	-	-	15	-6%	15
	2023	1	1	2	4	8	5	1	5	1	-	1	2	16	▼	31
Miscellaneous Civil	2024	115	57	87	65	74	-	-	-	-	-	-	-	398	-15%	398
	2023	94	100	143	64	65	93	88	77	67	89	56	42	466	▼	978
Misdemeanor	2024	38	26	18	24	31	-	-	-	-	-	-	-	137	-14%	137
	2023	41	25	43	26	25	40	26	36	34	15	22	30	160	▼	363
Other	2024	-	-	-	-	-	-	-	-	-	-	-	-	0	-100%	0
	2023	-	1	-	-	1	-	-	1	-	-	-	-	2	▼	3
Other Criminally Related Matters	2024	5	5	5	2	2	-	-	-	-	-	-	-	19	6%	19
	2023	4	5	2	6	1	1	4	5	5	4	1	4	18	▲	42
Probates/Wills & Trusts - Level 1	2024	-	-	-	-	-	-	-	-	-	-	-	-	0	0	0
	2023	-	-	-	-	-	-	-	-	-	-	1	-	0	↔	1
Probates/Wills & Trusts - Level 2	2024	-	-	-	1	1	-	-	-	-	-	-	-	2	-71%	2
	2023	1	1	1	-	4	-	1	1	-	1	-	-	7	▼	10
Protective Orders	2024	-	2	1	-	-	-	-	-	-	-	-	-	3	3	3
	2023	-	-	-	-	-	-	-	-	-	-	-	-	0	↔	0
Uncontested Divorce	2024	6	7	-	9	6	-	-	-	-	-	-	-	28	-15%	28
	2023	6	-	11	8	8	3	9	2	1	7	5	3	33	▼	63

Dashboard		Monthly Dispositions Summary		Jan --- May Dispositions	
<p>Court: Surry Circuit Start/End Date: Jan-23 / May-24 2023 Average Month: 27 Jan-May 2023: 140 Dispositions Trending: ▲</p>	<p>Circuit/Court ID: 6 206181 Type of Case: Dispositions 2024 Average Month: 33 Jan-May 2024 : 165 Overall AVG. Month: 29</p>				

Dispositions by Division																
Divisions		Jan	Feb	Mar	Apr	May	Jun	Jul	Aug	Sep	Oct	Nov	Dec	Thru May	% Change	Total
Total	2024	28	37	28	39	33	-	-	-	-	-	-	-	165	18%	165
	2023	34	14	27	39	26	22	27	6	31	40	37	22	140	▲	325
Civil	2024	-	2	2	1	2	-	-	-	-	-	-	-	7	-36%	7
	2023	3	-	2	4	2	1	2	1	7	15	6	4	11	▼	47
Criminal	2024	15	8	3	31	2	-	-	-	-	-	-	-	59	743%	59
	2023	3	-	3	-	1	10	-	2	7	14	3	5	7	▲	48
Concealed Handgun Permits	2024	13	24	22	4	23	-	-	-	-	-	-	-	86	-19%	86
	2023	21	14	16	33	22	8	19	2	16	2	19	6	106	▼	178
Miscellaneous/ Other	2024	-	3	1	3	6	-	-	-	-	-	-	-	13	-19%	13
	2023	7	-	6	2	1	3	6	1	1	9	9	7	16	▼	52

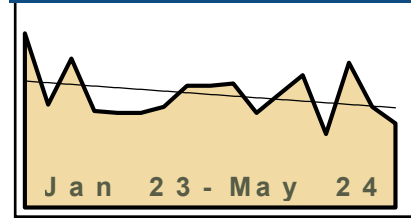
Dispositions by Case Category																
Case Categories		Jan	Feb	Mar	Apr	May	Jun	Jul	Aug	Sep	Oct	Nov	Dec	Thru May	% Change	Total
Administrative Law	2024	-	-	-	-	-	-	-	-	-	-	-	2	0	0	0
	2023	-	-	-	-	-	-	-	-	-	-	-	-	0	↔	2
Contested Divorce	2024	-	-	-	-	-	-	-	-	-	-	-	-	0	-100%	0
	2023	-	-	-	1	-	-	1	1	-	5	2	-	1	▼	10
Domestic and Family - Level 1	2024	-	-	-	-	-	-	-	-	-	-	-	-	0	-100%	0
	2023	-	-	-	1	1	-	-	-	3	-	-	-	2	▼	5
Domestic and Family - Level 2	2024	-	-	-	-	-	-	-	-	-	-	-	-	0	0	0
	2023	-	-	-	-	-	-	-	-	-	1	-	-	0	↔	1
Felonies and Related Matters	2024	8	3	3	30	1	-	-	-	-	-	-	-	45	1,400%	45
	2023	-	-	2	-	1	8	-	1	4	6	2	3	3	▲	27
General Civil - Level 2	2024	-	-	2	2	1	-	-	-	-	-	-	-	5	150%	5
	2023	1	-	1	-	-	-	-	-	-	1	6	-	2	▲	10
General Civil - Level 3	2024	-	1	-	-	-	-	-	-	-	-	-	-	1	-67%	1
	2023	1	-	-	1	1	-	-	-	-	6	1	1	3	▼	11
Miscellaneous Civil	2024	13	27	22	5	29	-	-	-	-	-	-	-	96	-21%	96
	2023	27	14	22	35	23	10	25	3	17	7	27	13	121	▼	223
Misdemeanor	2024	7	4	-	1	-	-	-	-	-	-	-	-	12	200%	12
	2023	3	-	1	-	-	1	-	1	3	7	1	3	4	▲	20
Other	2024	-	-	-	-	-	-	-	-	-	-	-	-	0	0	0
	2023	-	-	-	-	-	1	-	-	-	-	-	-	0	↔	1
Other Criminally Related Matters	2024	-	1	-	-	1	-	-	-	-	-	-	-	2	2	2
	2023	-	-	-	-	-	1	-	-	-	1	-	-	0	↔	2
Probates/Wills & Trusts - Level 2	2024	-	-	-	-	-	-	-	-	-	-	-	-	0	-100%	0
	2023	1	-	1	-	-	-	-	-	-	-	-	-	2	▼	2
Protective Orders	2024	-	-	-	-	-	-	-	-	-	-	-	-	0	0	0
	2023	-	-	-	-	-	1	-	-	-	-	1	-	0	↔	2
Uncontested Divorce	2024	-	1	1	1	1	-	-	-	-	-	-	-	4	100%	4
	2023	1	-	-	1	-	-	1	-	3	1	1	1	2	▲	9

Dashboard

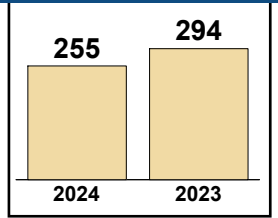
Court: Sussex Circuit
Start/End Date: Jan-23 / May-24
2023 Average Month: 55
Jan-May 2023: 294
Dispositions Trending: ▼

Circuit/Court ID: 6 206183
Type of Case: Dispositions
2024 Average Month: 51
Jan-May 2024 : 255
Overall AVG. Month: 54

Monthly Dispositions Summary



Jan --- May Dispositions



Dispositions by Division

Divisions		Jan	Feb	Mar	Apr	May	Jun	Jul	Aug	Sep	Oct	Nov	Dec	Thru May	% Change	Total
Total	2024	63	35	69	48	40	-	-	-	-	-	-	-	255	-13%	255
	2023	83	49	71	46	45	45	48	58	58	59	45	54	294	▼	661
Civil	2024	2	5	4	4	1	-	-	-	-	-	-	-	16	-33%	16
	2023	2	6	6	8	2	5	3	2	4	-	2	5	24	▼	45
Criminal	2024	38	15	38	24	15	-	-	-	-	-	-	-	130	-8%	130
	2023	53	16	38	18	16	19	41	27	36	42	17	26	141	▼	349
Concealed Handgun Permits	2024	19	12	20	17	13	-	-	-	-	-	-	-	81	-20%	81
	2023	24	17	23	17	20	17	4	21	15	14	23	20	101	▼	215
Miscellaneous/ Other	2024	4	3	7	3	11	-	-	-	-	-	-	-	28	0%	28
	2023	4	10	4	3	7	4	-	8	3	3	3	3	28	↔	52

Dispositions by Case Category

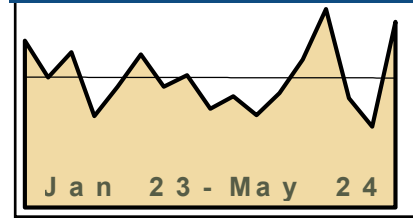
Case Categories		Jan	Feb	Mar	Apr	May	Jun	Jul	Aug	Sep	Oct	Nov	Dec	Thru May	% Change	Total
Contested Divorce	2024	-	1	1	1	1	-	-	-	-	-	-	-	4	100%	4
	2023	-	-	1	1	-	-	2	-	-	-	-	1	2	▲	5
Domestic and Family - Level 1	2024	-	-	-	1	-	-	-	-	-	-	-	-	1	-50%	1
	2023	1	-	-	1	-	-	-	-	-	-	-	3	2	▼	5
Domestic and Family - Level 2	2024	-	-	-	-	-	-	-	-	-	-	-	-	0	0	0
	2023	-	-	-	-	-	1	-	-	-	-	-	-	0	↔	1
Felonies and Related Matters	2024	27	11	33	7	7	-	-	-	-	-	-	-	85	-10%	85
	2023	38	7	23	15	11	10	34	10	24	31	7	21	94	▼	231
General Civil - Level 2	2024	2	1	2	2	1	-	-	-	-	-	-	-	8	-11%	8
	2023	-	4	1	3	1	3	1	3	2	-	1	-	9	▼	19
General Civil - Level 3	2024	-	2	2	-	-	-	-	-	-	-	-	-	4	-69%	4
	2023	-	2	5	4	2	1	-	1	2	-	2	-	13	▼	19
Miscellaneous Civil	2024	22	13	25	19	23	-	-	-	-	-	-	-	102	-17%	102
	2023	28	25	25	19	26	20	4	26	18	16	24	23	123	▼	254
Misdemeanor	2024	9	1	5	5	3	-	-	-	-	-	-	-	23	-32%	23
	2023	12	8	11	1	2	6	5	15	8	9	6	6	34	▼	89
Other Criminally Related Matters	2024	2	3	-	12	5	-	-	-	-	-	-	-	22	69%	22
	2023	3	1	4	2	3	3	2	2	4	2	4	-	13	▲	30
Probates/Wills & Trusts - Level 2	2024	-	2	-	-	-	-	-	-	-	-	-	-	2	2	2
	2023	-	-	-	-	-	-	-	-	-	-	-	-	0	↔	0
Uncontested Divorce	2024	1	1	1	1	-	-	-	-	-	-	-	-	4	0%	4
	2023	1	2	1	-	-	1	-	1	-	1	1	-	4	↔	8

Dashboard

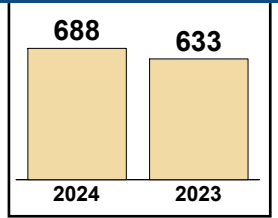
Court: Hopewell Circuit
Start/End Date: Jan-23 / May-24
2023 Average Month: 118
Jan-May 2023: 633
Dispositions Trending: ▲

Circuit/Court ID: 6 206670
Type of Case: Dispositions
2024 Average Month: 138
Jan-May 2024 : 688
Overall AVG. Month: 124

Monthly Dispositions Summary



Jan --- May Dispositions



Dispositions by Division

Divisions		Jan	Feb	Mar	Apr	May	Jun	Jul	Aug	Sep	Oct	Nov	Dec	Thru May	% Change	Total
Total	2024	141	189	104	77	177	-	-	-	-	-	-	-	688	9%	688
	2023	159	124	148	87	115	146	115	126	94	106	88	109	633	▲	1,417
Civil	2024	20	15	9	13	12	-	-	-	-	-	-	-	69	3%	69
	2023	26	9	9	12	11	5	13	17	16	25	10	14	67	▲	167
Criminal	2024	82	117	45	50	105	-	-	-	-	-	-	-	399	28%	399
	2023	100	62	58	43	48	108	74	69	48	64	42	71	311	▲	787
Concealed Handgun Permits	2024	34	44	42	7	50	-	-	-	-	-	-	-	177	-8%	177
	2023	23	47	51	18	53	22	19	24	22	13	29	17	192	▼	338
Miscellaneous/ Other	2024	5	12	8	6	10	-	-	-	-	-	-	-	41	-34%	41
	2023	9	6	30	14	3	11	9	16	8	4	7	7	62	▼	124
Others	2024	-	1	-	1	-	-	-	-	-	-	-	-	2	100%	2
	2023	1	-	-	-	-	-	-	-	-	-	-	-	1	▲	1

Dispositions by Case Category

Case Categories		Jan	Feb	Mar	Apr	May	Jun	Jul	Aug	Sep	Oct	Nov	Dec	Thru May	% Change	Total
Contested Divorce	2024	2	-	-	-	1	-	-	-	-	-	-	-	3	-63%	3
	2023	-	3	2	1	2	1	1	1	3	2	2	-	8	▼	18
Domestic and Family - Level 1	2024	4	2	1	1	5	-	-	-	-	-	-	-	13	-24%	13
	2023	16	-	1	-	-	1	1	6	2	11	-	3	17	▼	41
Domestic and Family - Level 2	2024	3	-	1	2	1	-	-	-	-	-	-	-	7	-13%	7
	2023	2	1	1	2	2	1	-	1	-	2	1	-	8	▼	13
Felonies and Related Matters	2024	59	77	31	34	48	-	-	-	-	-	-	-	249	8%	249
	2023	76	44	43	32	35	61	49	46	29	29	26	48	230	▲	518
General Civil - Level 1	2024	-	-	-	-	-	-	-	-	-	-	-	-	0	0	0
	2023	-	-	-	-	-	-	-	-	1	-	-	1	0	↔	2
General Civil - Level 2	2024	3	3	3	2	2	-	-	-	-	-	-	-	13	160%	13
	2023	-	1	-	4	-	1	2	3	3	1	1	2	5	▲	18
General Civil - Level 3	2024	4	6	2	1	3	-	-	-	-	-	-	-	16	23%	16
	2023	4	2	1	3	3	-	4	-	3	4	3	-	13	▲	27
Miscellaneous Civil	2024	39	56	50	13	60	-	-	-	-	-	-	-	218	-12%	218
	2023	31	53	78	29	56	32	28	40	29	16	35	24	247	▼	451
Misdemeanor	2024	23	36	9	16	54	-	-	-	-	-	-	-	138	92%	138
	2023	23	18	14	7	10	46	21	23	16	31	13	20	72	▲	242
Other	2024	-	2	-	3	-	-	-	-	-	-	-	-	5	67%	5
	2023	2	-	1	-	-	-	-	-	-	1	-	-	3	▲	4
Other Criminally Related Matters	2024	-	4	5	-	3	-	-	-	-	-	-	-	12	33%	12
	2023	1	-	1	4	3	1	4	-	3	4	3	3	9	▲	27
Probates/Wills & Trusts - Level 2	2024	1	-	-	-	-	-	-	-	-	-	-	-	1	-50%	1
	2023	-	-	1	1	-	-	1	1	-	-	-	-	2	▼	4
Protective Orders	2024	-	-	-	-	-	-	-	-	-	-	-	-	0	-100%	0
	2023	-	1	-	1	-	1	2	1	-	1	1	1	2	▼	9
Uncontested Divorce	2024	3	3	2	5	-	-	-	-	-	-	-	-	13	-24%	13
	2023	4	1	5	3	4	1	2	4	5	4	3	7	17	▼	43

Dashboard		Monthly Dispositions Summary		Jan --- May Dispositions	
Court: Newport News Circuit	Circuit/Court ID: 7 207700				
Start/End Date: Jan-23 / May-24	Type of Case: Dispositions				
2023 Average Month: 797	2024 Average Month: 1,010				
Jan-May 2023: 3,953	Jan-May 2024 : 5,050				
Dispositions Trending: ▲	Overall AVG. Month: 860				

Dispositions by Division																
Divisions		Jan	Feb	Mar	Apr	May	Jun	Jul	Aug	Sep	Oct	Nov	Dec	Thru May	% Change	Total
Total	2024	754	1,121	1,499	920	756	-	-	-	-	-	-	-	5,050	28%	5,050
	2023	718	722	926	765	822	1,009	788	822	697	850	705	744	3,953	▲	9,568
Civil	2024	95	486	540	224	92	-	-	-	-	-	-	-	1,437	144%	1,437
	2023	88	136	128	103	135	168	153	168	79	110	120	83	590	▲	1,471
Criminal	2024	321	306	405	330	317	-	-	-	-	-	-	-	1,679	3%	1,679
	2023	302	325	369	327	304	455	274	362	348	386	265	340	1,627	▲	4,057
Concealed Handgun Permits	2024	161	166	253	185	233	-	-	-	-	-	-	-	998	-10%	998
	2023	210	171	269	226	233	239	219	109	121	172	196	149	1,109	▼	2,314
Miscellaneous/ Other	2024	175	162	301	180	114	-	-	-	-	-	-	-	932	49%	932
	2023	117	89	160	108	150	147	142	181	148	182	123	172	624	▲	1,719
Others	2024	2	1	-	1	-	-	-	-	-	-	-	-	4	33%	4
	2023	1	1	-	1	-	-	-	2	1	-	1	-	3	▲	7

Dispositions by Case Category																
Case Categories		Jan	Feb	Mar	Apr	May	Jun	Jul	Aug	Sep	Oct	Nov	Dec	Thru May	% Change	Total
Administrative Law	2024	-	-	-	-	1	-	-	-	-	-	-	-	1	0%	1
	2023	-	-	-	-	1	3	-	-	-	1	-	-	1	↔	5
Capital Murder	2024	-	-	-	-	-	-	-	-	-	-	-	-	0	0	0
	2023	-	-	-	-	-	1	-	-	-	-	-	-	0	↔	1
Contested Divorce	2024	15	7	11	7	2	-	-	-	-	-	-	-	42	-41%	42
	2023	6	15	18	15	17	14	15	24	12	14	22	14	71	▼	186
Domestic and Family - Level 1	2024	6	10	7	10	5	-	-	-	-	-	-	-	38	-37%	38
	2023	6	11	26	5	12	22	11	16	5	18	22	7	60	▼	161
Domestic and Family - Level 2	2024	1	6	2	1	-	-	-	-	-	-	-	-	10	-52%	10
	2023	4	8	2	2	5	8	6	8	3	4	4	7	21	▼	61
Felonies and Related Matters	2024	171	155	236	167	130	-	-	-	-	-	-	-	859	-2%	859
	2023	158	167	218	187	145	248	141	189	147	207	125	166	875	▼	2,098
General Civil	2024	-	3	1	3	3	-	-	-	-	-	-	-	10	10	10
	2023	-	-	-	-	-	-	-	-	-	-	-	-	0	↔	0
General Civil - Level 1	2024	7	377	470	150	56	-	-	-	-	-	-	-	1,060	1,295%	1,060
	2023	13	25	9	14	15	11	48	23	-	6	5	6	76	▲	175
General Civil - Level 2	2024	26	24	30	20	9	-	-	-	-	-	-	-	109	11%	109
	2023	15	23	24	13	23	63	14	19	19	14	22	19	98	▲	268
General Civil - Level 3	2024	4	25	6	11	8	-	-	-	-	-	-	-	54	-23%	54
	2023	17	10	13	15	15	17	15	12	5	11	10	7	70	▼	147
Miscellaneous Civil	2024	281	243	444	320	337	-	-	-	-	-	-	-	1,625	14%	1,625
	2023	262	225	332	295	310	303	301	221	203	284	297	297	1,424	▲	3,330
Misdemeanor	2024	76	79	117	93	59	-	-	-	-	-	-	-	424	3%	424
	2023	77	88	101	72	74	96	56	84	83	102	63	80	412	▲	976
Other	2024	55	76	101	40	7	-	-	-	-	-	-	-	279	-4%	279
	2023	61	34	92	35	70	61	59	68	63	69	22	23	292	▼	657
Other Criminally Related Matters	2024	75	76	52	71	128	-	-	-	-	-	-	-	402	6%	402
	2023	79	86	52	77	87	110	80	90	124	80	83	94	381	▲	1,042
Probates/Wills & Trusts - Level 1	2024	-	-	-	-	-	-	-	-	-	-	-	-	0	-100%	0
	2023	-	1	-	-	-	-	-	-	-	-	-	-	1	▼	1
Probates/Wills & Trusts - Level 2	2024	3	1	1	2	5	-	-	-	-	-	-	-	12	0%	12
	2023	-	1	3	4	4	8	6	3	2	-	1	-	12	↔	32
Uncontested Divorce	2024	34	39	21	25	6	-	-	-	-	-	-	-	125	-21%	125
	2023	20	28	36	31	44	44	36	65	31	40	29	24	159	▼	428

Dashboard		Monthly Dispositions Summary		Jan --- May Dispositions	
<p>Court: Hampton Circuit Start/End Date: Jan-23 / May-24 2023 Average Month: 638 Jan-May 2023: 3,210 Dispositions Trending: ▲</p>	<p>Circuit/Court ID: 8 208650 Type of Case: Dispositions 2024 Average Month: 811 Jan-May 2024 : 4,053 Overall AVG. Month: 689</p>	<p style="text-align: center; font-weight: bold; font-size: 1.2em;">Jan 23 - May 24</p>		<p style="text-align: center; font-weight: bold; font-size: 1.2em;">4,053 3,210</p> <p style="text-align: center;">2024 2023</p>	

Dispositions by Division																
Divisions		Jan	Feb	Mar	Apr	May	Jun	Jul	Aug	Sep	Oct	Nov	Dec	Thru May	% Change	Total
Total	2024	670	778	944	938	723	-	-	-	-	-	-	-	4,053	26%	4,053
	2023	627	498	784	681	620	708	635	750	577	638	626	515	3,210	▲	7,659
Civil	2024	158	110	328	149	81	-	-	-	-	-	-	-	826	113%	826
	2023	80	64	67	102	75	100	116	81	88	82	90	54	388	▲	999
Criminal	2024	287	406	355	301	349	-	-	-	-	-	-	-	1,698	17%	1,698
	2023	295	224	406	257	274	376	319	382	293	344	266	325	1,456	▲	3,761
Concealed Handgun Permits	2024	160	160	142	316	221	-	-	-	-	-	-	-	999	-9%	999
	2023	216	154	244	269	210	152	119	212	139	153	224	84	1,093	▼	2,176
Miscellaneous/ Other	2024	65	102	119	172	72	-	-	-	-	-	-	-	530	95%	530
	2023	36	56	66	53	61	80	81	74	57	58	44	51	272	▲	717
Others	2024	-	-	-	-	-	-	-	-	-	-	-	-	0	-100%	0
	2023	-	-	1	-	-	-	-	1	-	1	2	1	1	▼	6

Dispositions by Case Category																
Case Categories		Jan	Feb	Mar	Apr	May	Jun	Jul	Aug	Sep	Oct	Nov	Dec	Thru May	% Change	Total
Administrative Law	2024	-	1	1	3	-	-	-	-	-	-	-	-	5	400%	5
	2023	-	-	-	1	-	2	-	-	-	-	-	-	-	1	▲
Capital Murder	2024	-	-	1	2	-	-	-	-	-	-	-	-	3	3	3
	2023	-	-	-	-	-	-	-	-	-	1	-	-	0	↔	1
Contested Divorce	2024	22	15	14	16	8	-	-	-	-	-	-	-	75	53%	75
	2023	11	8	5	13	12	13	19	3	7	11	13	3	49	▲	118
Domestic and Family - Level 1	2024	15	11	31	10	10	-	-	-	-	-	-	-	77	40%	77
	2023	19	5	5	12	14	10	9	11	11	8	12	10	55	▲	126
Domestic and Family - Level 2	2024	4	2	189	9	3	-	-	-	-	-	-	-	207	1,782%	207
	2023	2	1	3	5	-	-	5	4	4	-	1	2	11	▲	27
Felonies and Related Matters	2024	117	195	182	140	160	-	-	-	-	-	-	-	794	1%	794
	2023	170	123	215	151	130	144	148	187	153	129	103	139	789	▲	1,792
General Civil	2024	-	-	-	4	13	-	-	-	-	-	-	-	17	1,600%	17
	2023	-	-	-	-	1	-	-	-	-	-	-	-	1	▲	1
General Civil - Level 1	2024	2	-	1	6	-	-	-	-	-	-	-	-	9	800%	9
	2023	-	-	-	1	-	1	-	-	1	1	2	1	1	▲	7
General Civil - Level 2	2024	24	23	33	51	23	-	-	-	-	-	-	-	154	88%	154
	2023	19	14	13	17	19	13	17	12	10	6	20	10	82	▲	170
General Civil - Level 3	2024	14	18	17	48	13	-	-	-	-	-	-	-	110	72%	110
	2023	10	10	15	19	10	30	6	9	21	18	15	4	64	▲	167
Miscellaneous Civil	2024	192	225	216	423	264	-	-	-	-	-	-	-	1,320	7%	1,320
	2023	248	180	267	298	243	200	169	256	179	190	253	117	1,236	▲	2,600
Misdemeanor	2024	75	135	116	63	94	-	-	-	-	-	-	-	483	18%	483
	2023	77	65	121	74	73	104	71	97	76	83	79	109	410	▲	1,029
Other	2024	29	34	33	11	6	-	-	-	-	-	-	-	113	-5%	113
	2023	3	29	39	23	25	31	30	31	18	25	19	20	119	▼	293
Other Criminally Related Matters	2024	113	84	65	99	100	-	-	-	-	-	-	-	461	55%	461
	2023	54	43	88	41	72	140	101	128	78	139	86	78	298	▲	1,048
Probates/Wills & Trusts - Level 1	2024	-	1	-	1	-	-	-	-	-	-	-	-	2	100%	2
	2023	-	-	-	1	-	-	1	-	-	-	-	-	1	▲	2
Probates/Wills & Trusts - Level 2	2024	6	2	3	6	-	-	-	-	-	-	-	-	17	42%	17
	2023	4	3	1	3	1	3	3	2	2	3	1	4	12	▲	30
Uncontested Divorce	2024	57	32	42	46	29	-	-	-	-	-	-	-	206	154%	206
	2023	10	17	12	22	20	17	56	10	17	24	22	18	81	▲	245

This report reflects data in the case management system. Numbers will update accordingly as reports are refreshed and posted.

Dashboard		Monthly Dispositions Summary		Jan --- May Dispositions	
<p>Court: Charles City Circuit Start/End Date: Jan-23 / May-24 2023 Average Month: 34 Jan-May 2023: 181 Dispositions Trending: ▼</p>	<p>Circuit/Court ID: 9 209036 Type of Case: Dispositions 2024 Average Month: 28 Jan-May 2024 : 142 Overall AVG. Month: 32</p>				

Dispositions by Division																
Divisions		Jan	Feb	Mar	Apr	May	Jun	Jul	Aug	Sep	Oct	Nov	Dec	Thru May	% Change	Total
Total	2024	34	31	39	23	15	-	-	-	-	-	-	-	142	-22%	142
	2023	44	40	41	33	23	28	78	14	15	15	38	37	181	▼	406
Civil	2024	1	7	1	2	1	-	-	-	-	-	-	-	12	50%	12
	2023	3	4	-	1	-	8	26	2	5	2	7	2	8	▲	60
Criminal	2024	7	1	11	3	2	-	-	-	-	-	-	-	24	-35%	24
	2023	11	4	8	6	8	3	6	1	2	3	16	7	37	▼	75
Concealed Handgun Permits	2024	19	17	19	16	10	-	-	-	-	-	-	-	81	-23%	81
	2023	17	28	24	25	11	12	12	9	5	8	13	13	105	▼	177
Miscellaneous/ Other	2024	7	6	8	2	2	-	-	-	-	-	-	-	25	-19%	25
	2023	13	4	9	1	4	5	34	2	3	2	2	15	31	▼	94

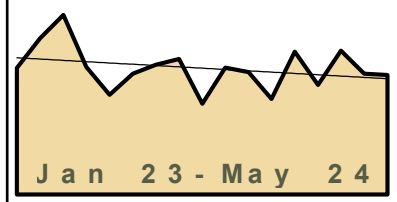
Dispositions by Case Category																
Case Categories		Jan	Feb	Mar	Apr	May	Jun	Jul	Aug	Sep	Oct	Nov	Dec	Thru May	% Change	Total
Administrative Law	2024	-	1	-	-	-	-	-	-	-	-	-	-	1	1	1
	2023	-	-	-	-	-	-	-	-	-	-	-	-	0	↔	0
Capital Murder	2024	-	-	1	-	-	-	-	-	-	-	-	-	1	1	1
	2023	-	-	-	-	-	-	-	-	-	-	-	-	0	↔	0
Contested Divorce	2024	-	1	-	-	-	-	-	-	-	-	-	-	1	0%	1
	2023	-	1	-	-	-	1	3	-	-	-	1	-	1	↔	6
Domestic and Family - Level 1	2024	-	-	-	-	-	-	-	-	-	-	-	-	0	0	0
	2023	-	-	-	-	-	-	6	-	1	1	-	-	0	↔	8
Domestic and Family - Level 2	2024	-	-	1	-	-	-	-	-	-	-	-	-	1	0%	1
	2023	-	1	-	-	-	-	-	1	-	-	-	1	1	↔	3
Felonies and Related Matters	2024	5	1	6	2	2	-	-	-	-	-	-	-	16	-43%	16
	2023	8	3	6	4	7	2	4	1	2	1	12	5	28	▼	55
General Civil - Level 1	2024	-	-	-	1	-	-	-	-	-	-	-	-	1	1	1
	2023	-	-	-	-	-	-	-	-	-	-	-	1	0	↔	1
General Civil - Level 2	2024	-	4	-	-	2	-	-	-	-	-	-	-	6	100%	6
	2023	2	-	1	-	-	5	6	-	2	1	1	2	3	▲	20
General Civil - Level 3	2024	-	1	1	1	-	-	-	-	-	-	-	-	3	0%	3
	2023	2	-	-	1	-	1	1	-	-	-	-	1	3	↔	6
Miscellaneous Civil	2024	26	22	26	17	11	-	-	-	-	-	-	-	102	-23%	102
	2023	27	32	32	26	15	13	48	11	8	10	15	24	132	▼	261
Misdemeanor	2024	2	-	3	1	-	-	-	-	-	-	-	-	6	0%	6
	2023	1	1	1	2	1	1	1	-	1	2	-	2	6	↔	13
Other	2024	-	-	-	-	-	-	-	-	-	-	-	-	0	-100%	0
	2023	-	1	-	-	-	-	-	1	-	1	-	3	1	▼	6
Other Criminally Related Matters	2024	-	-	1	-	-	-	-	-	-	-	-	-	1	-67%	1
	2023	2	-	1	-	-	-	-	1	-	-	-	4	3	▼	8
Probates/Wills & Trusts - Level 2	2024	-	-	-	-	-	-	-	-	-	-	-	-	0	0	0
	2023	-	-	-	-	-	1	-	-	-	-	-	-	0	↔	1
Uncontested Divorce	2024	1	1	-	1	-	-	-	-	-	-	-	-	3	0%	3
	2023	2	1	-	-	-	4	7	1	-	-	3	-	3	↔	18

Dashboard

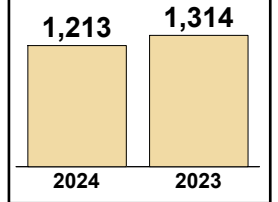
Court: Gloucester Circuit
Start/End Date: Jan-23 / May-24
2023 Average Month: 240
Jan-May 2023: 1,314
Dispositions Trending: ▼

Circuit/Court ID: 9 209073
Type of Case: Dispositions
2024 Average Month: 243
Jan-May 2024 : 1,213
Overall AVG. Month: 241

Monthly Dispositions Summary



Jan --- May Dispositions



Dispositions by Division

Divisions		Jan	Feb	Mar	Apr	May	Jun	Jul	Aug	Sep	Oct	Nov	Dec	Thru May	% Change	Total
Total	2024	272	209	274	230	228	-	-	-	-	-	-	-	1,213	-8%	1,213
	2023	241	298	342	243	190	230	247	258	173	242	233	182	1,314	▼	2,879
Civil	2024	28	16	52	34	41	-	-	-	-	-	-	-	171	60%	171
	2023	11	24	49	11	12	17	31	40	18	25	32	29	107	▲	299
Criminal	2024	71	88	102	81	70	-	-	-	-	-	-	-	412	6%	412
	2023	66	97	99	70	57	101	74	88	68	70	104	60	389	▲	954
Concealed Handgun Permits	2024	117	62	81	76	69	-	-	-	-	-	-	-	405	-25%	405
	2023	110	98	115	121	93	67	87	77	44	85	45	68	537	▼	1,010
Miscellaneous/ Other	2024	56	43	39	39	47	-	-	-	-	-	-	-	224	-19%	224
	2023	54	79	77	39	28	45	55	53	43	62	52	25	277	▼	612
Others	2024	-	-	-	-	1	-	-	-	-	-	-	-	1	-75%	1
	2023	-	-	2	2	-	-	-	-	-	-	-	-	4	▼	4

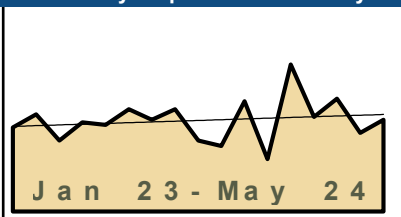
Dispositions by Case Category

Case Categories		Jan	Feb	Mar	Apr	May	Jun	Jul	Aug	Sep	Oct	Nov	Dec	Thru May	% Change	Total
Contested Divorce	2024	3	1	8	3	4	-	-	-	-	-	-	-	19	73%	19
	2023	2	-	8	-	1	-	4	8	-	-	5	4	11	▲	32
Domestic and Family - Level 1	2024	1	7	4	5	9	-	-	-	-	-	-	-	26	117%	26
	2023	-	2	7	3	-	3	3	6	1	8	4	2	12	▲	39
Domestic and Family - Level 2	2024	3	-	1	4	1	-	-	-	-	-	-	-	9	80%	9
	2023	-	2	3	-	-	1	7	3	1	-	-	4	5	▲	21
Felonies and Related Matters	2024	43	71	80	49	42	-	-	-	-	-	-	-	285	-7%	285
	2023	42	86	83	55	39	70	55	52	46	44	72	39	305	▼	683
General Civil - Level 1	2024	-	-	1	-	-	-	-	-	-	-	-	-	1	1	1
	2023	-	-	-	-	-	1	-	-	-	-	-	-	0	↔	1
General Civil - Level 2	2024	5	3	3	7	9	-	-	-	-	-	-	-	27	42%	27
	2023	3	6	5	4	1	8	2	2	1	6	6	4	19	▲	48
General Civil - Level 3	2024	5	1	6	4	5	-	-	-	-	-	-	-	21	-22%	21
	2023	4	11	6	3	3	2	1	9	8	4	3	2	27	▼	56
Miscellaneous Civil	2024	138	74	96	91	88	-	-	-	-	-	-	-	487	-25%	487
	2023	124	134	158	131	102	85	103	96	64	110	70	77	649	▼	1,254
Misdemeanor	2024	25	14	19	30	24	-	-	-	-	-	-	-	112	58%	112
	2023	23	10	10	10	18	25	16	36	19	18	28	15	71	▲	228
Other	2024	37	30	26	26	27	-	-	-	-	-	-	-	146	-12%	146
	2023	39	43	33	32	18	26	39	36	22	36	27	19	165	▼	370
Other Criminally Related Matters	2024	3	3	3	3	4	-	-	-	-	-	-	-	16	14%	16
	2023	1	2	6	5	-	6	3	1	3	8	4	6	14	▲	45
Probates/Wills & Trusts - Level 1	2024	-	-	-	1	-	-	-	-	-	-	-	-	1	1	1
	2023	-	-	-	-	-	-	-	-	-	-	-	-	0	↔	0
Probates/Wills & Trusts - Level 2	2024	1	1	3	-	-	-	-	-	-	-	-	-	5	400%	5
	2023	-	1	-	-	-	-	1	-	-	3	1	1	1	▲	7
Protective Orders	2024	-	1	-	-	-	-	-	-	-	-	-	-	1	1	1
	2023	-	-	-	-	-	-	-	-	-	-	-	-	0	↔	0
Uncontested Divorce	2024	8	3	24	7	15	-	-	-	-	-	-	-	57	63%	57
	2023	3	1	23	-	8	3	13	9	8	5	13	9	35	▲	95

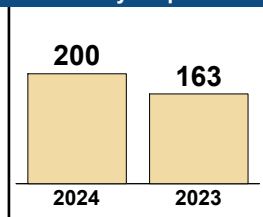
Dashboard

Court: King & Queen Circuit **Circuit/Court ID:** 9 209097
Start/End Date: Jan-23 / May-24 **Type of Case:** Dispositions
2023 Average Month: 33 **2024 Average Month:**40
Jan-May 2023: 163 **Jan-May 2024 :** 200
Dispositions Trending: ▲ **Overall AVG. Month:** 35

Monthly Dispositions Summary



Jan --- May Dispositions



Dispositions by Division

Divisions		Jan	Feb	Mar	Apr	May	Jun	Jul	Aug	Sep	Oct	Nov	Dec	Thru May	% Change	Total
Total	2024	56	36	43	30	35	-	-	-	-	-	-	-	200	23%	200
	2023	32	37	27	34	33	39	35	39	27	25	42	20	163	▲	390
Civil	2024	8	1	4	6	2	-	-	-	-	-	-	-	21	91%	21
	2023	3	1	6	-	1	4	4	5	6	3	2	2	11	▲	37
Criminal	2024	8	21	10	8	9	-	-	-	-	-	-	-	56	19%	56
	2023	10	13	1	14	9	11	21	14	7	11	14	2	47	▲	127
Concealed Handgun Permits	2024	26	11	21	7	21	-	-	-	-	-	-	-	86	-3%	86
	2023	16	20	17	18	18	17	8	15	10	9	23	15	89	▼	186
Miscellaneous/ Other	2024	13	3	4	5	3	-	-	-	-	-	-	-	28	75%	28
	2023	3	3	3	2	5	7	2	5	4	2	3	1	16	▲	40
Others	2024	1	-	4	4	-	-	-	-	-	-	-	-	9	9	9
	2023	-	-	-	-	-	-	-	-	-	-	-	-	0	↔	0

Dispositions by Case Category

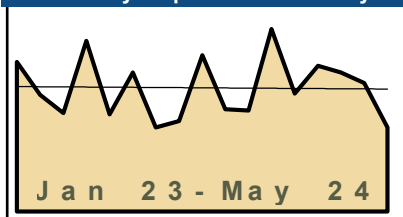
Case Categories		Jan	Feb	Mar	Apr	May	Jun	Jul	Aug	Sep	Oct	Nov	Dec	Thru May	% Change	Total
Contested Divorce	2024	3	-	-	2	-	-	-	-	-	-	-	-	5	5	5
	2023	-	-	-	-	-	-	1	-	-	1	1	-	0	↔	3
Domestic and Family - Level 1	2024	-	-	-	1	-	-	-	-	-	-	-	-	1	-86%	1
	2023	-	-	7	-	-	-	-	2	-	-	-	-	7	▼	9
Domestic and Family - Level 2	2024	-	-	3	-	1	-	-	-	-	-	-	-	4	300%	4
	2023	-	1	-	-	-	1	-	-	5	-	-	-	1	▲	7
Felonies and Related Matters	2024	4	15	9	3	7	-	-	-	-	-	-	-	38	36%	38
	2023	6	8	1	7	6	8	14	5	7	7	12	1	28	▲	82
General Civil - Level 2	2024	2	-	-	1	-	-	-	-	-	-	-	-	3	0%	3
	2023	3	-	-	-	-	2	-	1	-	1	1	-	3	↔	8
General Civil - Level 3	2024	2	1	1	1	-	-	-	-	-	-	-	-	5	5	5
	2023	-	-	-	-	-	-	-	2	-	1	-	1	0	↔	4
Miscellaneous Civil	2024	34	11	23	11	24	-	-	-	-	-	-	-	103	-1%	103
	2023	19	23	19	20	23	24	9	19	14	11	24	16	104	▼	221
Misdemeanor	2024	4	3	1	3	2	-	-	-	-	-	-	-	13	63%	13
	2023	1	3	-	1	3	2	5	7	1	3	2	1	8	▲	29
Other	2024	4	3	6	4	-	-	-	-	-	-	-	-	17	17	17
	2023	-	-	-	-	-	-	-	-	-	-	1	-	0	↔	1
Other Criminally Related Matters	2024	-	3	-	2	-	-	-	-	-	-	-	-	5	-55%	5
	2023	3	2	-	6	-	1	2	2	-	1	-	1	11	▼	18
Probates/Wills & Trusts - Level 2	2024	1	-	-	-	-	-	-	-	-	-	-	-	1	1	1
	2023	-	-	-	-	-	-	-	-	-	-	-	-	0	↔	0
Protective Orders	2024	-	-	-	-	1	-	-	-	-	-	-	-	1	1	1
	2023	-	-	-	-	-	-	-	-	-	-	-	-	0	↔	0
Uncontested Divorce	2024	2	-	-	2	-	-	-	-	-	-	-	-	4	300%	4
	2023	-	-	-	-	1	1	4	1	-	-	1	-	1	▲	8

Dashboard

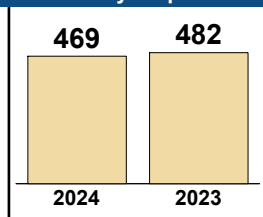
Court: King William Circuit
Start/End Date: Jan-23 / May-24
2023 Average Month: 95
Jan-May 2023: 482
Dispositions Trending: ▼

Circuit/Court ID: 9 209101
Type of Case: Dispositions
2024 Average Month: 94
Jan-May 2024 : 469
Overall AVG. Month: 94

Monthly Dispositions Summary



Jan --- May Dispositions



Dispositions by Division

Divisions		Jan	Feb	Mar	Apr	May	Jun	Jul	Aug	Sep	Oct	Nov	Dec	Thru May	% Change	Total
Total	2024	90	111	106	98	64	-	-	-	-	-	-	-	469	-3%	469
	2023	114	89	75	130	74	106	64	69	119	78	77	139	482	▼	1,134
Civil	2024	11	5	12	9	4	-	-	-	-	-	-	-	41	28%	41
	2023	6	8	6	3	9	5	9	5	14	7	6	12	32	▲	90
Criminal	2024	20	31	24	30	13	-	-	-	-	-	-	-	118	-2%	118
	2023	22	19	17	43	20	24	14	10	42	11	21	12	121	▼	255
Concealed Handgun Permits	2024	44	53	44	33	29	-	-	-	-	-	-	-	203	-11%	203
	2023	58	45	38	60	27	59	23	25	40	38	37	45	228	▼	495
Miscellaneous/ Other	2024	15	22	26	26	18	-	-	-	-	-	-	-	107	6%	107
	2023	28	17	14	24	18	18	18	29	23	22	13	70	101	▲	294

Dispositions by Case Category

Case Categories		Jan	Feb	Mar	Apr	May	Jun	Jul	Aug	Sep	Oct	Nov	Dec	Thru May	% Change	Total
Administrative Law	2024	-	-	2	-	-	-	-	-	-	-	-	-	2	2	2
	2023	-	-	-	-	-	-	-	-	-	-	-	-	0	↔	0
Capital Murder	2024	-	-	-	-	-	-	-	-	-	-	-	-	0	-100%	0
	2023	-	-	-	-	1	-	-	-	-	-	-	-	1	▼	1
Contested Divorce	2024	1	2	1	-	-	-	-	-	-	-	-	-	4	100%	4
	2023	1	-	-	-	1	1	-	1	-	-	-	3	2	▲	7
Domestic and Family - Level 1	2024	3	-	-	-	1	-	-	-	-	-	-	-	4	33%	4
	2023	1	1	-	1	-	-	1	-	3	4	1	-	3	▲	12
Domestic and Family - Level 2	2024	-	1	2	4	-	-	-	-	-	-	-	-	7	250%	7
	2023	1	-	-	-	1	1	1	-	3	-	-	-	2	▲	7
Felonies and Related Matters	2024	17	22	23	23	3	-	-	-	-	-	-	-	88	-5%	88
	2023	18	12	16	35	12	17	5	6	21	4	7	4	93	▼	157
General Civil - Level 1	2024	-	-	-	-	-	-	-	-	-	-	-	-	0	0	0
	2023	-	-	-	-	-	-	-	-	1	-	-	-	0	↔	1
General Civil - Level 2	2024	-	2	2	1	-	-	-	-	-	-	-	-	5	-29%	5
	2023	-	1	2	-	4	2	1	-	2	1	1	-	7	▼	14
General Civil - Level 3	2024	4	-	2	1	2	-	-	-	-	-	-	-	9	-18%	9
	2023	-	5	2	3	1	1	3	2	1	1	3	5	11	▼	27
Miscellaneous Civil	2024	46	66	51	46	37	-	-	-	-	-	-	-	246	-7%	246
	2023	64	48	44	70	38	65	28	43	50	46	45	56	264	▼	597
Misdemeanor	2024	2	9	2	4	3	-	-	-	-	-	-	-	20	18%	20
	2023	3	2	1	7	4	6	8	3	15	5	14	3	17	▲	71
Other	2024	13	8	17	12	10	-	-	-	-	-	-	-	60	-8%	60
	2023	22	14	8	13	8	11	12	11	14	13	5	59	65	▼	190
Other Criminally Related Matters	2024	1	-	-	3	7	-	-	-	-	-	-	-	11	10%	11
	2023	1	5	-	1	3	1	1	1	6	2	-	5	10	▲	26
Probates/Wills & Trusts - Level 2	2024	-	-	-	-	1	-	-	-	-	-	-	-	1	1	1
	2023	-	-	-	-	-	-	-	1	-	-	-	-	0	↔	1
Uncontested Divorce	2024	3	1	4	4	-	-	-	-	-	-	-	-	12	71%	12
	2023	3	1	2	-	1	1	4	1	3	2	1	4	7	▲	23

Dashboard		Monthly Dispositions Summary		Jan --- May Dispositions	
<p>Court: Mathews Circuit Start/End Date: Jan-23 / May-24 2023 Average Month: 37 Jan-May 2023: 205 Dispositions Trending: ▼</p>	<p>Circuit/Court ID: 9 209115 Type of Case: Dispositions 2024 Average Month: 38 Jan-May 2024 : 189 Overall AVG. Month: 37</p>				

Dispositions by Division																
Divisions		Jan	Feb	Mar	Apr	May	Jun	Jul	Aug	Sep	Oct	Nov	Dec	Thru May	% Change	Total
Total	2024	43	48	41	28	29	-	-	-	-	-	-	-	189	-8%	189
	2023	39	34	54	35	43	22	36	38	29	24	29	59	205	▼	442
Civil	2024	13	6	9	6	5	-	-	-	-	-	-	-	39	44%	39
	2023	3	5	9	3	7	2	7	6	-	-	-	6	27	▲	55
Criminal	2024	3	6	10	10	8	-	-	-	-	-	-	-	37	-34%	37
	2023	10	3	14	23	6	2	10	8	7	3	6	21	56	▼	113
Concealed Handgun Permits	2024	21	34	21	9	12	-	-	-	-	-	-	-	97	14%	97
	2023	18	20	18	8	21	15	15	18	18	16	14	22	85	▲	203
Miscellaneous/ Other	2024	6	2	1	3	4	-	-	-	-	-	-	-	16	-57%	16
	2023	8	6	13	1	9	3	4	6	4	5	3	9	37	▼	71

Dispositions by Case Category																
Case Categories		Jan	Feb	Mar	Apr	May	Jun	Jul	Aug	Sep	Oct	Nov	Dec	Thru May	% Change	Total
Administrative Law	2024	-	-	-	-	1	-	-	-	-	-	-	-	1	1	1
	2023	-	-	-	-	-	-	-	-	-	-	-	-	-	0	↔
Contested Divorce	2024	1	-	3	1	1	-	-	-	-	-	-	-	6	200%	6
	2023	-	-	1	-	1	-	1	-	-	-	-	1	1	2	▲
Domestic and Family - Level 1	2024	1	5	-	1	-	-	-	-	-	-	-	-	7	75%	7
	2023	-	4	-	-	-	-	-	-	-	-	-	-	-	4	▲
Domestic and Family - Level 2	2024	-	-	-	-	-	-	-	-	-	-	-	-	0	-100%	0
	2023	-	-	2	-	-	-	-	-	-	-	1	-	2	2	▼
Felonies and Related Matters	2024	2	5	7	7	3	-	-	-	-	-	-	-	24	-25%	24
	2023	4	2	8	16	2	1	6	5	5	3	6	12	32	▼	70
General Civil - Level 1	2024	1	-	-	-	-	-	-	-	-	-	-	-	1	1	1
	2023	-	-	-	-	-	-	-	-	-	-	-	-	-	0	↔
General Civil - Level 2	2024	3	1	-	2	-	-	-	-	-	-	-	-	6	0%	6
	2023	2	1	-	-	3	-	-	-	-	-	-	-	1	6	↔
General Civil - Level 3	2024	4	-	-	-	3	-	-	-	-	-	-	-	7	75%	7
	2023	1	1	2	-	-	1	6	1	-	-	3	4	4	4	▲
Miscellaneous Civil	2024	27	35	23	11	16	-	-	-	-	-	-	-	112	-7%	112
	2023	24	25	31	10	30	18	18	24	21	21	17	30	120	▼	269
Misdemeanor	2024	-	1	2	3	4	-	-	-	-	-	-	-	10	-38%	10
	2023	-	1	4	7	4	1	4	3	1	-	-	6	16	▼	31
Other	2024	1	1	1	1	-	-	-	-	-	-	-	-	4	4	4
	2023	-	-	-	-	-	1	1	-	1	-	-	1	0	0	↔
Other Criminally Related Matters	2024	1	-	1	-	1	-	-	-	-	-	-	-	3	-70%	3
	2023	6	-	2	2	-	-	-	-	1	-	-	3	10	▼	14
Probates/Wills & Trusts - Level 2	2024	-	-	1	2	-	-	-	-	-	-	-	-	3	50%	3
	2023	-	-	-	-	2	-	-	1	-	-	1	-	2	2	▲
Protective Orders	2024	-	-	-	-	-	-	-	-	-	-	-	-	0	-100%	0
	2023	-	-	1	-	-	-	-	-	-	-	-	-	1	1	▼
Uncontested Divorce	2024	2	-	3	-	-	-	-	-	-	-	-	-	5	-17%	5
	2023	2	-	3	-	1	-	-	4	-	-	-	1	6	▼	11

This report reflects data in the case management system. Numbers will update accordingly as reports are refreshed and posted.

Dashboard		Monthly Dispositions Summary		Jan --- May Dispositions					
<p>Court: Middlesex Circuit Start/End Date: Jan-23 / May-24 2023 Average Month: 51 Jan-May 2023: 339 Dispositions Trending: ▼</p>	<p>Circuit/Court ID: 9 209119 Type of Case: Dispositions 2024 Average Month: 65 Jan-May 2024 : 325 Overall AVG. Month: 55</p>	<p style="text-align: center; font-weight: bold;">Jan 23 - May 24</p>		<table border="1" style="margin: auto;"> <tr> <td style="text-align: center; width: 50px;">325</td> <td style="text-align: center; width: 50px;">339</td> </tr> <tr> <td style="text-align: center;">2024</td> <td style="text-align: center;">2023</td> </tr> </table>		325	339	2024	2023
325	339								
2024	2023								

Dispositions by Division																
Divisions		Jan	Feb	Mar	Apr	May	Jun	Jul	Aug	Sep	Oct	Nov	Dec	Thru May	% Change	Total
Total	2024	78	87	66	26	68	-	-	-	-	-	-	-	325	-4%	325
	2023	67	67	87	42	76	35	45	53	53	36	42	13	339	▼	616
Civil	2024	15	4	9	2	6	-	-	-	-	-	-	-	36	-14%	36
	2023	4	8	12	5	13	2	7	7	5	10	3	5	42	▼	81
Criminal	2024	23	52	25	3	25	-	-	-	-	-	-	-	128	5%	128
	2023	29	20	31	7	35	7	7	20	17	11	14	-	122	▲	198
Concealed Handgun Permits	2024	37	26	23	17	25	-	-	-	-	-	-	-	128	-10%	128
	2023	30	28	38	22	24	22	21	23	21	11	20	5	142	▼	265
Miscellaneous/ Other	2024	3	5	9	4	12	-	-	-	-	-	-	-	33	3%	33
	2023	4	11	6	8	3	4	9	3	9	4	5	3	32	▲	69
Others	2024	-	-	-	-	-	-	-	-	-	-	-	-	0	-100%	0
	2023	-	-	-	-	1	-	1	-	1	-	-	-	1	▼	3

Dispositions by Case Category																
Case Categories		Jan	Feb	Mar	Apr	May	Jun	Jul	Aug	Sep	Oct	Nov	Dec	Thru May	% Change	Total
Capital Murder	2024	-	-	-	-	-	-	-	-	-	-	-	-	0	-100%	0
	2023	-	-	-	1	-	-	-	-	-	-	-	-	1	▼	1
Contested Divorce	2024	1	-	2	-	-	-	-	-	-	-	-	-	3	-25%	3
	2023	-	-	3	-	1	-	1	2	2	-	-	3	4	▼	12
Domestic and Family - Level 1	2024	2	-	-	-	4	-	-	-	-	-	-	-	6	50%	6
	2023	-	-	4	-	-	1	-	-	-	2	-	-	4	▲	7
Domestic and Family - Level 2	2024	-	1	2	-	-	-	-	-	-	-	-	-	3	3	3
	2023	-	-	-	-	-	-	-	1	-	-	-	-	0	↔	1
Felonies and Related Matters	2024	12	38	18	1	17	-	-	-	-	-	-	-	86	25%	86
	2023	20	13	10	3	23	7	6	7	13	5	6	-	69	▲	113
General Civil - Level 1	2024	-	-	-	-	-	-	-	-	-	-	-	-	0	-100%	0
	2023	1	-	-	-	-	-	-	-	-	-	-	-	1	▼	1
General Civil - Level 2	2024	2	2	2	1	2	-	-	-	-	-	-	-	9	80%	9
	2023	2	1	1	1	-	-	2	1	-	2	2	-	5	▲	12
General Civil - Level 3	2024	2	1	-	-	-	-	-	-	-	-	-	-	3	-81%	3
	2023	2	6	-	4	4	1	2	1	-	2	2	-	16	▼	24
Miscellaneous Civil	2024	39	29	26	20	30	-	-	-	-	-	-	-	144	-14%	144
	2023	31	37	43	29	27	25	27	23	26	14	24	7	167	▼	313
Misdemeanor	2024	10	10	7	1	7	-	-	-	-	-	-	-	35	-29%	35
	2023	9	7	19	3	11	-	-	13	3	5	5	-	49	▼	75
Other	2024	1	2	4	1	7	-	-	-	-	-	-	-	15	114%	15
	2023	2	3	1	-	1	1	3	4	6	3	-	1	7	▲	25
Other Criminally Related Matters	2024	2	4	-	1	1	-	-	-	-	-	-	-	8	100%	8
	2023	-	-	2	1	1	-	1	-	1	1	3	-	4	▲	10
Probates/Wills & Trusts - Level 2	2024	1	-	1	1	-	-	-	-	-	-	-	-	3	50%	3
	2023	-	-	2	-	-	-	-	-	1	1	-	1	2	▲	5
Protective Orders	2024	3	-	-	-	-	-	-	-	-	-	-	-	3	3	3
	2023	-	-	-	-	-	-	-	-	-	-	-	-	0	↔	0
Uncontested Divorce	2024	3	-	4	-	-	-	-	-	-	-	-	-	7	-30%	7
	2023	-	-	2	-	8	-	3	1	1	1	-	1	10	▼	17

This report reflects data in the case management system. Numbers will update accordingly as reports are refreshed and posted.

Dashboard		Monthly Dispositions Summary		Jan --- May Dispositions					
<p>Court: New Kent Circuit Start/End Date: Jan-23 / May-24 2023 Average Month: 157 Jan-May 2023: 758 Dispositions Trending: ▲</p>	<p>Circuit/Court ID: 9 209127 Type of Case: Dispositions 2024 Average Month: 161 Jan-May 2024 : 805 Overall AVG. Month: 158</p>	<p style="font-weight: bold; font-size: 1.2em;">Jan 23 - May 24</p>		<table border="1" style="margin: auto;"> <tr> <td style="text-align: center; width: 50px;">805</td> <td style="text-align: center; width: 50px;">758</td> </tr> <tr> <td style="text-align: center;">2024</td> <td style="text-align: center;">2023</td> </tr> </table>		805	758	2024	2023
805	758								
2024	2023								

Dispositions by Division																
Divisions		Jan	Feb	Mar	Apr	May	Jun	Jul	Aug	Sep	Oct	Nov	Dec	Thru May	% Change	Total
Total	2024	123	196	193	164	129	-	-	-	-	-	-	-	805	6%	805
	2023	186	132	163	130	147	131	117	121	189	151	143	269	758	▲	1,879
Civil	2024	8	9	11	13	8	-	-	-	-	-	-	-	49	-26%	49
	2023	18	17	13	11	7	16	13	11	17	20	15	24	66	▼	182
Criminal	2024	49	51	53	47	58	-	-	-	-	-	-	-	258	12%	258
	2023	68	24	19	66	54	30	54	36	79	45	37	68	231	▲	580
Concealed Handgun Permits	2024	33	88	76	54	42	-	-	-	-	-	-	-	293	-8%	293
	2023	82	64	100	23	50	58	25	50	60	59	70	63	319	▼	704
Miscellaneous/ Other	2024	33	48	53	49	21	-	-	-	-	-	-	-	204	44%	204
	2023	18	27	31	30	36	27	25	24	33	27	21	113	142	▲	412
Others	2024	-	-	-	1	-	-	-	-	-	-	-	-	1	1	1
	2023	-	-	-	-	-	-	-	-	-	-	-	1	0	↔	1


Dispositions by Case Category																
Case Categories		Jan	Feb	Mar	Apr	May	Jun	Jul	Aug	Sep	Oct	Nov	Dec	Thru May	% Change	Total
Contested Divorce	2024	1	2	2	2	2	-	-	-	-	-	-	-	9	-25%	9
	2023	4	2	2	4	-	2	1	1	-	1	1	5	12	▼	23
Domestic and Family - Level 1	2024	3	-	3	1	1	-	-	-	-	-	-	-	8	-11%	8
	2023	3	5	-	1	-	2	6	-	5	3	2	-	9	▼	27
Domestic and Family - Level 2	2024	-	-	2	-	-	-	-	-	-	-	-	-	2	-33%	2
	2023	-	2	1	-	-	-	2	1	4	3	3	2	3	▼	18
Felonies and Related Matters	2024	35	26	27	36	34	-	-	-	-	-	-	-	158	-4%	158
	2023	52	13	6	56	38	20	36	20	59	25	33	54	165	▼	412
General Civil - Level 1	2024	-	-	1	-	-	-	-	-	-	-	-	-	1	1	1
	2023	-	-	-	-	-	-	-	-	-	-	-	-	0	↔	0
General Civil - Level 2	2024	3	-	-	4	1	-	-	-	-	-	-	-	8	100%	8
	2023	-	2	2	-	-	4	1	1	2	5	5	8	4	▲	30
General Civil - Level 3	2024	1	1	4	3	-	-	-	-	-	-	-	-	9	-47%	9
	2023	7	3	4	3	-	1	1	4	3	2	-	5	17	▼	33
Miscellaneous Civil	2024	46	94	86	62	52	-	-	-	-	-	-	-	340	-7%	340
	2023	88	72	109	32	64	66	32	54	69	63	80	70	365	▼	799
Misdemeanor	2024	7	14	26	10	13	-	-	-	-	-	-	-	70	30%	70
	2023	11	10	8	10	15	9	16	8	19	17	4	13	54	▲	140
Other	2024	20	41	41	40	10	-	-	-	-	-	-	-	152	58%	152
	2023	12	19	22	21	22	19	18	20	24	22	11	108	96	▲	318
Other Criminally Related Matters	2024	7	11	-	1	11	-	-	-	-	-	-	-	30	150%	30
	2023	5	1	5	-	1	1	2	8	1	3	-	1	12	▲	28
Probates/Wills & Trusts - Level 1	2024	-	-	-	-	-	-	-	-	-	-	-	-	0	0	0
	2023	-	-	-	-	-	-	-	-	-	-	-	1	0	↔	1
Probates/Wills & Trusts - Level 2	2024	-	-	-	1	-	-	-	-	-	-	-	-	1	0%	1
	2023	-	1	-	-	-	1	-	-	-	1	1	-	1	↔	4
Protective Orders	2024	-	-	1	-	2	-	-	-	-	-	-	-	3	200%	3
	2023	-	1	-	-	-	-	-	-	-	2	-	-	1	▲	3
Uncontested Divorce	2024	-	7	-	4	3	-	-	-	-	-	-	-	14	-26%	14
	2023	4	1	4	3	7	6	2	4	3	4	3	2	19	▼	43

Dashboard

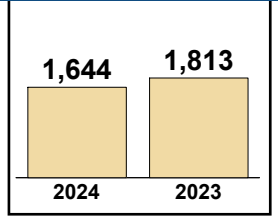
Court: York Circuit
Start/End Date: Jan-23 / May-24
2023 Average Month: 333
Jan-May 2023: 1,813
Dispositions Trending: ▼

Circuit/Court ID: 9 209199
Type of Case: Dispositions
2024 Average Month: 329
Jan-May 2024 : 1,644
Overall AVG. Month: 332

Monthly Dispositions Summary



Jan --- May Dispositions



Dispositions by Division

Divisions		Jan	Feb	Mar	Apr	May	Jun	Jul	Aug	Sep	Oct	Nov	Dec	Thru May	% Change	Total
Total	2024	399	264	381	294	306	-	-	-	-	-	-	-	1,644	-9%	1,644
	2023	380	324	437	360	312	400	234	383	299	299	282	284	1,813	▼	3,994
Civil	2024	53	28	48	55	40	-	-	-	-	-	-	-	224	0%	224
	2023	35	44	51	41	52	44	26	47	28	48	32	43	223	▲	491
Criminal	2024	158	78	133	87	121	-	-	-	-	-	-	-	577	21%	577
	2023	105	92	90	96	94	140	99	122	109	105	107	74	477	▲	1,233
Concealed Handgun Permits	2024	140	121	175	110	111	-	-	-	-	-	-	-	657	-25%	657
	2023	181	152	243	167	128	173	78	164	110	113	109	134	871	▼	1,752
Miscellaneous/ Other	2024	48	37	25	42	34	-	-	-	-	-	-	-	186	-23%	186
	2023	59	36	52	55	38	43	31	50	52	32	34	32	240	▼	514
Others	2024	-	-	-	-	-	-	-	-	-	-	-	-	0	-100%	0
	2023	-	-	1	1	-	-	-	-	-	-	1	-	2	▼	4

Dispositions by Case Category

Case Categories		Jan	Feb	Mar	Apr	May	Jun	Jul	Aug	Sep	Oct	Nov	Dec	Thru May	% Change	Total
Administrative Law	2024	1	-	-	-	-	-	-	-	-	-	-	-	1	-50%	1
	2023	-	-	-	2	-	-	-	-	-	-	-	1	2	▼	3
Contested Divorce	2024	4	6	7	4	9	-	-	-	-	-	-	-	30	76%	30
	2023	4	4	2	1	6	1	3	5	3	7	4	8	17	▲	48
Domestic and Family - Level 1	2024	9	3	5	17	2	-	-	-	-	-	-	-	36	80%	36
	2023	-	3	11	3	3	2	-	5	2	6	2	7	20	▲	44
Domestic and Family - Level 2	2024	15	1	5	4	3	-	-	-	-	-	-	-	28	-39%	28
	2023	7	10	11	8	10	6	2	6	5	5	7	2	46	▼	79
Felonies and Related Matters	2024	100	45	76	47	62	-	-	-	-	-	-	-	330	33%	330
	2023	53	42	53	49	52	70	59	66	54	57	54	50	249	▲	659
General Civil - Level 1	2024	-	-	1	-	-	-	-	-	-	-	-	-	1	-67%	1
	2023	-	-	-	2	1	-	2	-	1	-	-	-	3	▼	6
General Civil - Level 2	2024	9	12	16	11	12	-	-	-	-	-	-	-	60	25%	60
	2023	10	10	12	8	8	10	2	6	7	9	4	6	48	▲	92
General Civil - Level 3	2024	7	2	6	5	-	-	-	-	-	-	-	-	20	-38%	20
	2023	4	11	8	6	3	5	5	7	4	6	6	6	32	▼	71
Miscellaneous Civil	2024	180	154	195	146	137	-	-	-	-	-	-	-	812	-25%	812
	2023	236	182	286	213	159	213	105	208	159	141	137	162	1,076	▼	2,201
Misdemeanor	2024	45	25	28	35	48	-	-	-	-	-	-	-	181	-5%	181
	2023	45	49	28	38	30	57	29	55	42	38	34	20	190	▼	465
Other	2024	2	-	1	-	1	-	-	-	-	-	-	-	4	-73%	4
	2023	2	2	1	5	5	1	-	2	-	3	1	3	15	▼	25
Other Criminally Related Matters	2024	13	8	29	5	11	-	-	-	-	-	-	-	66	69%	66
	2023	7	1	10	9	12	13	11	1	13	11	19	4	39	▲	111
Probates/Wills & Trusts - Level 1	2024	-	-	-	-	1	-	-	-	-	-	-	-	1	0%	1
	2023	-	-	-	-	1	1	-	-	-	-	-	-	1	↔	2
Probates/Wills & Trusts - Level 2	2024	3	-	3	1	-	-	-	-	-	-	-	-	7	-46%	7
	2023	5	3	1	2	2	6	3	4	2	1	-	3	13	▼	32
Protective Orders	2024	-	1	1	-	-	-	-	-	-	-	-	-	2	2	2
	2023	-	-	-	-	-	-	-	-	-	-	-	-	0	↔	0
Uncontested Divorce	2024	11	7	8	19	20	-	-	-	-	-	-	-	65	5%	65
	2023	7	7	14	14	20	15	13	18	7	15	14	12	62	▲	156

CPSS-CCMS-10.11 CASELOAD STATISTICS OF THE CIRCUIT COURTS

Williamsburg

January 2023 -- May 2024 Dispositions


Alexandria and Fairfax Circuit are not Included in State Totals

Dashboard

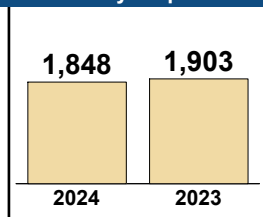
Court: Williamsburg Circuit
Start/End Date: Jan-23 / May-24
2023 Average Month: 342
Jan-May 2023: 1,903
Dispositions Trending: ▼

Circuit/Court ID: 9 209830
Type of Case: Dispositions
2024 Average Month: 370
Jan-May 2024 : 1,848
Overall AVG. Month: 350

Monthly Dispositions Summary



Jan --- May Dispositions



Dispositions by Division

Divisions		Jan	Feb	Mar	Apr	May	Jun	Jul	Aug	Sep	Oct	Nov	Dec	Thru May	% Change	Total
Total	2024	401	342	412	323	370	-	-	-	-	-	-	-	1,848	-3%	1,848
	2023	412	424	375	319	373	327	342	332	338	311	249	299	1,903	▼	4,101
Civil	2024	60	46	38	55	41	-	-	-	-	-	-	-	240	-13%	240
	2023	57	67	70	38	45	56	45	42	62	47	29	42	277	▼	600
Criminal	2024	105	71	123	87	98	-	-	-	-	-	-	-	484	19%	484
	2023	94	82	76	58	98	95	119	92	101	90	99	89	408	▲	1,093
Concealed Handgun Permits	2024	156	134	164	87	130	-	-	-	-	-	-	-	671	-13%	671
	2023	157	179	135	154	143	94	103	122	101	109	84	109	768	▼	1,490
Miscellaneous/ Other	2024	80	89	87	94	101	-	-	-	-	-	-	-	451	0%	451
	2023	104	96	94	69	87	82	75	76	73	65	37	59	450	▲	917
Others	2024	-	2	-	-	-	-	-	-	-	-	-	-	2	2	2
	2023	-	-	-	-	-	-	-	-	1	-	-	-	0	↔	1

Dispositions by Case Category

Case Categories		Jan	Feb	Mar	Apr	May	Jun	Jul	Aug	Sep	Oct	Nov	Dec	Thru May	% Change	Total
Administrative Law	2024	1	-	-	-	-	-	-	-	-	-	-	-	1	-75%	1
	2023	-	2	2	-	-	-	-	-	-	-	-	-	4	▼	4
Capital Murder	2024	-	-	-	-	-	-	-	-	-	-	-	-	0	0	0
	2023	-	-	-	-	-	1	-	-	1	-	-	1	0	↔	3
Contested Divorce	2024	9	8	2	5	5	-	-	-	-	-	-	-	29	-15%	29
	2023	5	6	10	7	6	6	4	8	5	5	3	3	34	▼	68
Domestic and Family - Level 1	2024	6	1	3	6	5	-	-	-	-	-	-	-	21	-25%	21
	2023	4	9	3	8	4	4	5	1	15	5	4	4	28	▼	66
Domestic and Family - Level 2	2024	3	1	1	2	1	-	-	-	-	-	-	-	8	-43%	8
	2023	5	-	5	1	3	2	3	1	2	2	-	-	14	▼	24
Felonies and Related Matters	2024	47	37	74	55	48	-	-	-	-	-	-	-	261	20%	261
	2023	52	43	34	39	50	43	79	44	53	50	50	54	218	▲	591
General Civil - Level 1	2024	-	1	1	2	-	-	-	-	-	-	-	-	4	-33%	4
	2023	3	1	-	1	1	1	-	-	-	-	1	-	6	▼	9
General Civil - Level 2	2024	9	9	13	15	7	-	-	-	-	-	-	-	53	-25%	53
	2023	24	20	14	9	4	12	4	9	12	8	6	5	71	▼	127
General Civil - Level 3	2024	16	7	6	15	6	-	-	-	-	-	-	-	50	-2%	50
	2023	6	7	22	5	11	13	16	10	12	13	10	12	51	▼	137
Miscellaneous Civil	2024	198	157	204	138	161	-	-	-	-	-	-	-	858	-10%	858
	2023	192	216	185	187	171	128	130	147	133	136	101	127	951	▼	1,853
Misdemeanor	2024	29	21	37	28	35	-	-	-	-	-	-	-	150	8%	150
	2023	27	31	32	15	34	36	23	38	37	25	34	27	139	▲	359
Other	2024	35	66	47	39	67	-	-	-	-	-	-	-	254	2%	254
	2023	61	58	42	32	56	44	43	50	39	35	17	40	249	▲	517
Other Criminally Related Matters	2024	30	13	12	5	15	-	-	-	-	-	-	-	75	44%	75
	2023	16	8	10	4	14	15	17	10	10	15	15	10	52	▲	144
Probates/Wills & Trusts - Level 1	2024	1	-	2	-	-	-	-	-	-	-	-	-	3	-40%	3
	2023	1	3	-	-	1	-	1	-	-	-	-	-	5	▼	6
Probates/Wills & Trusts - Level 2	2024	3	4	2	-	7	-	-	-	-	-	-	-	16	78%	16
	2023	5	3	-	1	-	5	3	3	5	4	3	2	9	▲	34
Uncontested Divorce	2024	14	17	8	13	13	-	-	-	-	-	-	-	65	-10%	65
	2023	11	17	16	10	18	17	14	11	14	12	6	13	72	▼	159

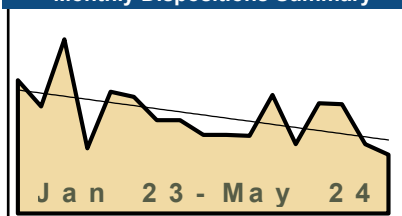
This report reflects data in the case management system. Numbers will update accordingly as reports are refreshed and posted.

Dashboard

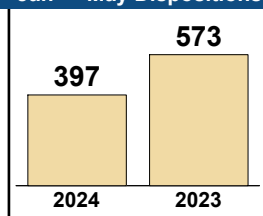
Court: Appomattox Circuit
Start/End Date: Jan-23 / May-24
2023 Average Month: 100
Jan-May 2023: 573
Dispositions Trending: ▼

Circuit/Court ID: 10 210011
Type of Case: Dispositions
2024 Average Month: 79
Jan-May 2024 : 397
Overall AVG. Month: 94

Monthly Dispositions Summary



Jan --- May Dispositions



Dispositions by Division

Divisions		Jan	Feb	Mar	Apr	May	Jun	Jul	Aug	Sep	Oct	Nov	Dec	Thru May	% Change	Total
Total	2024	66	105	104	66	56	-	-	-	-	-	-	-	397	-31%	397
	2023	127	102	166	62	116	111	89	89	75	75	74	113	573	▼	1,199
Civil	2024	6	10	7	8	12	-	-	-	-	-	-	-	43	-37%	43
	2023	7	7	6	8	40	11	4	8	5	4	9	10	68	▼	119
Criminal	2024	12	25	30	24	19	-	-	-	-	-	-	-	110	-40%	110
	2023	43	32	56	14	37	51	44	38	29	16	28	68	182	▼	456
Concealed Handgun Permits	2024	46	66	60	28	22	-	-	-	-	-	-	-	222	-22%	222
	2023	68	55	97	34	32	41	28	39	37	52	34	26	286	▼	543
Miscellaneous/ Other	2024	2	4	7	6	3	-	-	-	-	-	-	-	22	-41%	22
	2023	9	8	7	6	7	8	13	4	4	2	3	9	37	▼	80
Others	2024	-	-	-	-	-	-	-	-	-	-	-	-	0	0	0
	2023	-	-	-	-	-	-	-	-	-	1	-	-	0	↔	1

Dispositions by Case Category

Case Categories		Jan	Feb	Mar	Apr	May	Jun	Jul	Aug	Sep	Oct	Nov	Dec	Thru May	% Change	Total
Contested Divorce	2024	-	-	1	1	-	-	-	-	-	-	-	-	2	-60%	2
	2023	-	-	-	4	1	1	1	1	-	-	2	2	5	▼	12
Domestic and Family - Level 1	2024	1	4	1	1	2	-	-	-	-	-	-	-	9	-61%	9
	2023	2	3	-	-	18	5	-	-	-	-	-	-	23	▼	28
Domestic and Family - Level 2	2024	2	-	-	1	1	-	-	-	-	-	-	-	4	-43%	4
	2023	2	2	-	2	1	-	-	1	1	1	2	2	7	▼	14
Felonies and Related Matters	2024	8	17	22	17	16	-	-	-	-	-	-	-	80	-38%	80
	2023	29	29	36	6	30	49	39	36	20	14	12	46	130	▼	346
General Civil - Level 2	2024	-	-	1	2	2	-	-	-	-	-	-	-	5	-38%	5
	2023	1	1	2	-	4	1	2	1	1	-	2	2	8	▼	17
General Civil - Level 3	2024	-	5	3	1	2	-	-	-	-	-	-	-	11	0%	11
	2023	2	1	2	-	6	3	-	1	2	2	1	1	11	↔	21
Miscellaneous Civil	2024	48	69	67	33	25	-	-	-	-	-	-	-	242	-24%	242
	2023	75	63	104	40	36	48	41	43	41	53	36	35	318	▼	615
Misdemeanor	2024	4	7	8	3	1	-	-	-	-	-	-	-	23	-45%	23
	2023	13	3	18	2	6	2	5	2	9	2	5	22	42	▼	89
Other	2024	-	-	-	-	1	-	-	-	-	-	-	-	1	0%	1
	2023	-	-	-	-	1	-	-	-	-	2	-	-	1	↔	3
Other Criminally Related Matters	2024	-	1	-	4	2	-	-	-	-	-	-	-	7	-30%	7
	2023	1	-	2	6	1	-	-	-	-	-	11	-	10	▼	21
Probates/Wills & Trusts - Level 1	2024	-	-	-	-	-	-	-	-	-	-	-	-	0	-100%	0
	2023	-	-	-	-	2	-	-	-	-	-	-	-	2	▼	2
Probates/Wills & Trusts - Level 2	2024	-	-	-	1	-	-	-	-	-	-	-	-	1	-75%	1
	2023	-	-	-	-	4	2	-	1	-	1	-	-	4	▼	8
Uncontested Divorce	2024	3	2	1	2	4	-	-	-	-	-	-	-	12	0%	12
	2023	2	-	2	2	6	-	1	3	1	-	3	3	12	↔	23

Dashboard		Monthly Dispositions Summary		Jan --- May Dispositions					
<p>Court: Buckingham Circuit Start/End Date: Jan-23 / May-24 2023 Average Month: 99 Jan-May 2023: 513 Dispositions Trending: ▲</p>	<p>Circuit/Court ID: 10 210029 Type of Case: Dispositions 2024 Average Month: 108 Jan-May 2024 : 540 Overall AVG. Month: 102</p>	<p style="text-align: center; font-weight: bold;">Jan 23 - May 24</p>		<table border="1" style="margin: auto;"> <tr> <td style="text-align: center; width: 50px;">540</td> <td style="text-align: center; width: 50px;">513</td> </tr> <tr> <td style="text-align: center;">2024</td> <td style="text-align: center;">2023</td> </tr> </table>		540	513	2024	2023
540	513								
2024	2023								

Dispositions by Division																
Divisions		Jan	Feb	Mar	Apr	May	Jun	Jul	Aug	Sep	Oct	Nov	Dec	Thru May	% Change	Total
Total	2024	139	76	140	83	102	-	-	-	-	-	-	-	540	5%	540
	2023	113	121	136	71	72	101	111	87	119	110	110	39	513	▲	1,190
Civil	2024	4	3	7	15	15	-	-	-	-	-	-	-	44	-12%	44
	2023	9	6	20	4	11	7	2	16	8	10	3	3	50	▼	99
Criminal	2024	72	25	57	12	49	-	-	-	-	-	-	-	215	-1%	215
	2023	54	74	60	14	16	59	69	22	55	61	86	23	218	▼	593
Concealed Handgun Permits	2024	37	32	48	37	21	-	-	-	-	-	-	-	175	0%	175
	2023	38	29	46	33	29	24	24	32	38	29	17	5	175	↔	344
Miscellaneous/ Other	2024	26	16	28	19	17	-	-	-	-	-	-	-	106	51%	106
	2023	12	12	10	20	16	11	16	17	18	10	4	8	70	▲	154

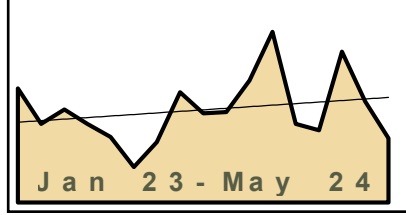
Dispositions by Case Category																
Case Categories		Jan	Feb	Mar	Apr	May	Jun	Jul	Aug	Sep	Oct	Nov	Dec	Thru May	% Change	Total
Administrative Law	2024	-	-	-	-	-	-	-	-	-	-	-	-	0	-100%	0
	2023	-	-	1	-	-	1	-	-	-	-	1	-	-	1	▼
Capital Murder	2024	-	-	-	-	-	-	-	-	-	-	-	-	0	0	0
	2023	-	-	-	-	-	1	-	-	-	-	-	-	0	↔	1
Contested Divorce	2024	1	-	-	1	-	-	-	-	-	-	-	-	2	0%	2
	2023	-	1	-	-	1	2	-	5	-	2	-	1	2	↔	12
Domestic and Family - Level 1	2024	-	1	1	-	2	-	-	-	-	-	-	-	4	-76%	4
	2023	1	-	13	-	3	-	-	4	1	-	-	-	17	▼	22
Domestic and Family - Level 2	2024	-	-	-	-	2	-	-	-	-	-	-	-	2	-67%	2
	2023	2	1	1	-	2	-	-	-	2	2	-	1	6	▼	11
Felonies and Related Matters	2024	64	24	38	10	42	-	-	-	-	-	-	-	178	-2%	178
	2023	49	66	44	11	12	46	52	21	37	42	58	17	182	▼	455
General Civil - Level 1	2024	-	-	-	-	-	-	-	-	-	-	-	-	0	-100%	0
	2023	-	-	-	-	2	-	-	-	-	-	-	-	2	▼	2
General Civil - Level 2	2024	1	-	-	1	2	-	-	-	-	-	-	-	4	-64%	4
	2023	4	2	1	2	2	1	1	3	5	2	1	-	11	▼	24
General Civil - Level 3	2024	-	1	1	4	4	-	-	-	-	-	-	-	10	150%	10
	2023	1	-	1	1	1	1	-	2	2	1	-	-	4	▲	10
Miscellaneous Civil	2024	48	37	60	39	27	-	-	-	-	-	-	-	211	-1%	211
	2023	46	36	54	43	34	31	32	42	51	34	22	8	213	▼	433
Misdemeanor	2024	8	1	19	-	6	-	-	-	-	-	-	-	34	17%	34
	2023	5	6	14	1	3	8	16	1	17	18	27	5	29	▲	121
Other	2024	15	11	17	17	9	-	-	-	-	-	-	-	69	130%	69
	2023	3	4	3	10	10	3	8	6	2	2	-	5	30	▲	56
Other Criminally Related Matters	2024	-	-	-	3	1	-	-	-	-	-	-	-	4	-43%	4
	2023	-	2	2	2	1	4	1	-	1	1	1	1	7	▼	16
Probates/Wills & Trusts - Level 1	2024	-	-	-	1	-	-	-	-	-	-	-	-	1	1	1
	2023	-	-	-	-	-	-	-	-	-	-	-	-	0	↔	0
Probates/Wills & Trusts - Level 2	2024	-	-	1	1	1	-	-	-	-	-	-	-	3	3	3
	2023	-	-	-	-	-	-	1	-	-	1	1	-	0	↔	3
Uncontested Divorce	2024	2	1	3	6	6	-	-	-	-	-	-	-	18	100%	18
	2023	2	3	2	1	1	3	-	3	1	4	-	1	9	▲	21

Dashboard

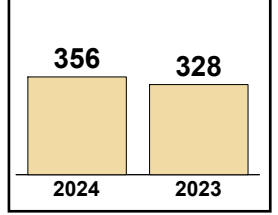
Court: Charlotte Circuit
Start/End Date: Jan-23 / May-24
2023 Average Month: 70
Jan-May 2023: 328
Dispositions Trending: ▲

Circuit/Court ID: 10 210037
Type of Case: Dispositions
2024 Average Month: 71
Jan-May 2024 : 356
Overall AVG. Month: 71

Monthly Dispositions Summary



Jan --- May Dispositions



Dispositions by Division

Divisions		Jan	Feb	Mar	Apr	May	Jun	Jul	Aug	Sep	Oct	Nov	Dec	Thru May	% Change	Total
Total	2024	60	55	115	77	49	-	-	-	-	-	-	-	356	9%	356
	2023	87	60	71	60	50	27	46	84	68	69	93	130	328	▲	845
Civil	2024	7	5	7	10	10	-	-	-	-	-	-	-	39	-22%	39
	2023	17	6	11	8	8	2	11	8	13	6	15	10	50	▼	115
Criminal	2024	13	11	66	34	13	-	-	-	-	-	-	-	137	28%	137
	2023	32	22	13	29	11	12	11	38	18	35	35	33	107	▲	289
Concealed Handgun Permits	2024	15	23	27	23	16	-	-	-	-	-	-	-	104	-15%	104
	2023	31	22	35	17	17	10	13	27	21	17	32	12	122	▼	254
Miscellaneous/ Other	2024	24	16	15	10	10	-	-	-	-	-	-	-	75	53%	75
	2023	7	10	12	6	14	3	11	11	16	11	11	75	49	▲	187
Others	2024	1	-	-	-	-	-	-	-	-	-	-	-	1	1	1
	2023	-	-	-	-	-	-	-	-	-	-	-	-	0	↔	0

Dispositions by Case Category

Case Categories		Jan	Feb	Mar	Apr	May	Jun	Jul	Aug	Sep	Oct	Nov	Dec	Thru May	% Change	Total
Administrative Law	2024	-	-	-	-	-	-	-	-	-	-	-	-	0	0	0
	2023	-	-	-	-	-	-	2	-	-	-	-	-	0	↔	2
Capital Murder	2024	-	-	-	-	-	-	-	-	-	-	-	-	0	-100%	0
	2023	-	-	1	-	-	-	-	-	-	-	-	-	1	▼	1
Contested Divorce	2024	1	-	1	1	1	-	-	-	-	-	-	-	4	0%	4
	2023	-	1	1	1	1	-	-	1	-	-	1	2	4	↔	8
Domestic and Family - Level 1	2024	1	-	2	1	-	-	-	-	-	-	-	-	4	-50%	4
	2023	7	-	-	-	1	-	4	1	6	1	6	-	8	▼	26
Domestic and Family - Level 2	2024	-	-	-	2	2	-	-	-	-	-	-	-	4	-33%	4
	2023	3	-	2	-	1	-	1	1	1	-	-	-	6	▼	9
Felonies and Related Matters	2024	9	9	62	25	11	-	-	-	-	-	-	-	116	40%	116
	2023	22	17	10	25	9	8	7	28	11	31	29	28	83	▲	225
General Civil - Level 1	2024	-	-	-	-	-	-	-	-	-	-	-	-	0	-100%	0
	2023	1	-	-	1	-	-	-	-	-	-	-	-	2	▼	2
General Civil - Level 2	2024	-	1	-	1	-	-	-	-	-	-	-	-	2	-50%	2
	2023	1	2	-	1	-	2	-	1	2	3	2	2	4	▼	16
General Civil - Level 3	2024	2	2	1	1	7	-	-	-	-	-	-	-	13	333%	13
	2023	-	1	1	1	-	-	4	4	1	1	4	1	3	▲	18
Miscellaneous Civil	2024	19	30	32	28	18	-	-	-	-	-	-	-	127	-15%	127
	2023	32	30	43	18	26	12	19	33	32	22	41	19	149	▼	327
Misdemeanor	2024	5	-	3	9	2	-	-	-	-	-	-	-	19	6%	19
	2023	8	4	1	3	2	2	4	10	5	4	6	3	18	▲	52
Other	2024	20	9	9	6	8	-	-	-	-	-	-	-	52	108%	52
	2023	7	2	6	5	5	1	5	5	5	6	2	68	25	▲	117
Other Criminally Related Matters	2024	-	2	1	-	-	-	-	-	-	-	-	-	3	-40%	3
	2023	2	1	1	1	-	2	-	-	3	-	1	2	5	▼	13
Probates/Wills & Trusts - Level 1	2024	-	-	-	-	-	-	-	-	-	-	-	-	0	-100%	0
	2023	-	-	-	-	1	-	-	-	-	-	-	-	1	▼	1
Probates/Wills & Trusts - Level 2	2024	-	-	-	2	-	-	-	-	-	-	-	-	2	0%	2
	2023	1	-	1	-	-	-	-	-	1	1	-	1	2	↔	5
Uncontested Divorce	2024	3	2	4	1	-	-	-	-	-	-	-	-	10	-41%	10
	2023	3	2	4	4	4	-	-	-	1	-	1	4	17	▼	23

Dashboard		Monthly Dispositions Summary		Jan --- May Dispositions	
<p>Court: Cumberland Circuit Start/End Date: Jan-23 / May-24 2023 Average Month: 53 Jan-May 2023: 301 Dispositions Trending: ▼</p>	<p>Circuit/Court ID: 10 210049 Type of Case: Dispositions 2024 Average Month: 58 Jan-May 2024 : 292 Overall AVG. Month: 55</p>				

Dispositions by Division																
Divisions		Jan	Feb	Mar	Apr	May	Jun	Jul	Aug	Sep	Oct	Nov	Dec	Thru May	% Change	Total
Total	2024	49	56	73	57	57	-	-	-	-	-	-	-	292	-3%	292
	2023	71	60	65	43	62	61	29	68	44	51	43	40	301	▼	637
Civil	2024	1	6	5	5	4	-	-	-	-	-	-	-	21	-32%	21
	2023	9	2	9	5	6	8	6	4	5	7	4	2	31	▼	67
Criminal	2024	12	10	27	22	24	-	-	-	-	-	-	-	95	-8%	95
	2023	27	7	22	13	34	20	7	31	13	17	12	4	103	▼	207
Concealed Handgun Permits	2024	24	23	27	18	24	-	-	-	-	-	-	-	116	-9%	116
	2023	24	41	26	19	17	17	10	24	18	19	20	23	127	▼	258
Miscellaneous/ Other	2024	12	17	14	12	5	-	-	-	-	-	-	-	60	50%	60
	2023	11	10	8	6	5	16	6	9	8	8	7	11	40	▲	105

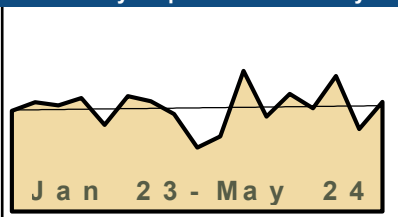
Dispositions by Case Category																
Case Categories		Jan	Feb	Mar	Apr	May	Jun	Jul	Aug	Sep	Oct	Nov	Dec	Thru May	% Change	Total
Contested Divorce	2024	-	-	-	-	1	-	-	-	-	-	-	-	1	-67%	1
	2023	-	1	1	1	-	2	1	-	-	-	-	1	3	▼	7
Domestic and Family - Level 1	2024	-	4	3	-	-	-	-	-	-	-	-	-	7	7	7
	2023	-	-	-	-	-	-	1	-	2	1	-	-	0	↔	4
Domestic and Family - Level 2	2024	-	-	-	-	-	-	-	-	-	-	-	-	0	-100%	0
	2023	1	-	-	-	-	3	-	-	1	-	-	-	1	▼	5
Felonies and Related Matters	2024	12	7	21	14	21	-	-	-	-	-	-	-	75	36%	75
	2023	15	2	13	6	19	13	1	19	11	9	8	4	55	▲	120
General Civil - Level 2	2024	-	1	-	-	-	-	-	-	-	-	-	-	1	-50%	1
	2023	1	-	-	-	1	2	1	-	1	1	-	-	2	▼	7
General Civil - Level 3	2024	-	1	-	2	2	-	-	-	-	-	-	-	5	-55%	5
	2023	4	-	3	2	2	1	2	-	-	-	-	1	11	▼	15
Miscellaneous Civil	2024	30	26	33	22	28	-	-	-	-	-	-	-	139	-9%	139
	2023	32	47	31	23	20	27	15	32	21	25	26	33	153	▼	332
Misdemeanor	2024	-	3	6	8	2	-	-	-	-	-	-	-	19	-50%	19
	2023	12	5	4	5	12	6	1	12	1	7	3	-	38	▼	68
Other	2024	6	13	8	8	1	-	-	-	-	-	-	-	36	177%	36
	2023	3	4	3	1	2	5	1	1	5	4	1	1	13	▲	31
Other Criminally Related Matters	2024	-	-	-	-	1	-	-	-	-	-	-	-	1	-90%	1
	2023	-	-	5	2	3	1	5	-	1	1	1	-	10	▼	19
Probates/Wills & Trusts - Level 2	2024	-	-	1	-	-	-	-	-	-	-	-	-	1	0%	1
	2023	-	-	1	-	-	-	-	-	-	1	-	-	1	↔	2
Uncontested Divorce	2024	1	1	1	3	1	-	-	-	-	-	-	-	7	-50%	7
	2023	3	1	4	3	3	1	1	4	1	2	3	1	14	▼	27

Dashboard

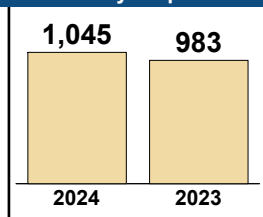
Court: Halifax Circuit
Start/End Date: Jan-23 / May-24
2023 Average Month: 193
Jan-May 2023: 983
Dispositions Trending: ▲

Circuit/Court ID: 10 210083
Type of Case: Dispositions
2024 Average Month: 209
Jan-May 2024 : 1,045
Overall AVG. Month: 198

Monthly Dispositions Summary



Jan --- May Dispositions



Dispositions by Division

Divisions		Jan	Feb	Mar	Apr	May	Jun	Jul	Aug	Sep	Oct	Nov	Dec	Thru May	% Change	Total
Total	2024	224	197	258	157	209	-	-	-	-	-	-	-	1,045	6%	1,045
	2023	192	208	202	216	165	220	210	186	122	143	268	181	983	▲	2,313
Civil	2024	21	11	33	16	23	-	-	-	-	-	-	-	104	11%	104
	2023	14	17	25	20	18	20	25	22	7	14	16	16	94	▲	214
Criminal	2024	114	106	124	72	103	-	-	-	-	-	-	-	519	37%	519
	2023	46	82	63	111	77	98	93	64	67	53	173	103	379	▲	1,030
Concealed Handgun Permits	2024	72	62	67	44	58	-	-	-	-	-	-	-	303	-18%	303
	2023	104	82	81	50	51	62	58	65	37	67	67	51	368	▼	775
Miscellaneous/ Other	2024	17	18	34	25	25	-	-	-	-	-	-	-	119	-16%	119
	2023	28	27	33	35	19	40	34	35	11	9	11	9	142	▼	291
Others	2024	-	-	-	-	-	-	-	-	-	-	-	-	0	0	0
	2023	-	-	-	-	-	-	-	-	-	-	1	2	0	↔	3

Dispositions by Case Category

Case Categories		Jan	Feb	Mar	Apr	May	Jun	Jul	Aug	Sep	Oct	Nov	Dec	Thru May	% Change	Total
Administrative Law	2024	-	-	-	-	-	-	-	-	-	-	-	-	0	-100%	0
	2023	-	-	-	2	1	-	1	-	1	-	-	-	3	▼	5
Contested Divorce	2024	1	2	6	2	3	-	-	-	-	-	-	-	14	-7%	14
	2023	-	4	4	4	3	7	4	1	1	1	-	5	15	▼	34
Domestic and Family - Level 1	2024	3	1	6	3	1	-	-	-	-	-	-	-	14	367%	14
	2023	-	1	-	-	2	1	1	1	-	1	1	-	3	▲	8
Domestic and Family - Level 2	2024	1	-	5	-	-	-	-	-	-	-	-	-	6	20%	6
	2023	2	-	1	2	-	-	3	-	-	4	-	-	5	▲	12
Felonies and Related Matters	2024	74	86	67	52	82	-	-	-	-	-	-	-	361	47%	361
	2023	28	56	36	75	51	54	61	36	40	38	144	29	246	▲	648
General Civil - Level 1	2024	-	-	-	1	-	-	-	-	-	-	-	-	1	-50%	1
	2023	1	-	1	-	-	-	-	-	-	-	-	-	2	▼	2
General Civil - Level 2	2024	3	1	3	3	3	-	-	-	-	-	-	-	13	-38%	13
	2023	2	2	8	3	6	4	4	4	-	-	7	1	21	▼	41
General Civil - Level 3	2024	5	2	11	1	7	-	-	-	-	-	-	-	26	44%	26
	2023	10	1	4	3	-	2	6	7	1	4	2	4	18	▲	44
Miscellaneous Civil	2024	86	73	83	53	64	-	-	-	-	-	-	-	359	-12%	359
	2023	111	87	90	61	59	73	72	71	47	76	77	59	408	▼	883
Misdemeanor	2024	40	18	46	18	17	-	-	-	-	-	-	-	139	24%	139
	2023	18	17	25	35	17	34	27	16	21	7	27	74	112	▲	318
Other	2024	5	6	16	14	18	-	-	-	-	-	-	-	59	-39%	59
	2023	19	22	23	23	10	28	19	29	-	-	2	2	97	▼	177
Other Criminally Related Matters	2024	1	3	11	2	4	-	-	-	-	-	-	-	21	-16%	21
	2023	-	11	2	1	11	10	5	12	6	8	2	-	25	▼	68
Probates/Wills & Trusts - Level 1	2024	-	-	-	-	-	-	-	-	-	-	-	-	0	0	0
	2023	-	-	-	-	-	-	-	-	-	1	-	-	0	↔	1
Probates/Wills & Trusts - Level 2	2024	1	1	-	-	2	-	-	-	-	-	-	-	4	300%	4
	2023	-	1	-	-	-	1	1	1	1	-	1	2	1	▲	8
Protective Orders	2024	-	-	1	-	-	-	-	-	-	-	-	-	1	0%	1
	2023	-	-	-	-	1	-	-	-	-	-	-	-	1	↔	1
Uncontested Divorce	2024	4	4	3	8	8	-	-	-	-	-	-	-	27	4%	27
	2023	1	6	8	7	4	6	6	8	4	3	5	5	26	▲	63

CPSS-CCMS-10.11 CASELOAD STATISTICS OF THE CIRCUIT COURTS

Lunenburg

January 2023 -- May 2024 Dispositions

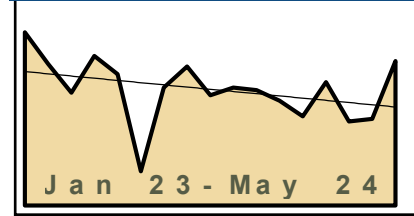
Alexandria and Fairfax Circuit are not Included in State Totals

Dashboard

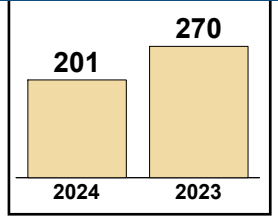
Court: Lunenburg Circuit
Start/End Date: Jan-23 / May-24
2023 Average Month: 46
Jan-May 2023: 270
Dispositions Trending: ▼

Circuit/Court ID: 10 210111
Type of Case: Dispositions
2024 Average Month: 40
Jan-May 2024 : 201
Overall AVG. Month: 44

Monthly Dispositions Summary



Jan --- May Dispositions



Dispositions by Division

Divisions		Jan	Feb	Mar	Apr	May	Jun	Jul	Aug	Sep	Oct	Nov	Dec	Thru May	% Change	Total
Total	2024	34	47	32	33	55	-	-	-	-	-	-	-	201	-26%	201
	2023	66	54	43	57	50	13	45	53	42	45	44	40	270	▼	552
Civil	2024	-	-	-	-	-	-	-	-	-	-	-	-	0	-100%	0
	2023	2	-	-	1	1	-	1	1	-	-	-	1	4	▼	7
Criminal	2024	14	21	14	24	20	-	-	-	-	-	-	-	93	-32%	93
	2023	27	35	14	29	32	3	18	22	29	32	19	26	137	▼	286
Concealed Handgun Permits	2024	15	26	18	9	35	-	-	-	-	-	-	-	103	-16%	103
	2023	36	19	29	27	12	10	26	26	13	13	24	13	123	▼	248
Miscellaneous/ Other	2024	5	-	-	-	-	-	-	-	-	-	-	-	5	-17%	5
	2023	1	-	-	-	5	-	-	4	-	-	-	1	6	▼	11

Dispositions by Case Category

Case Categories		Jan	Feb	Mar	Apr	May	Jun	Jul	Aug	Sep	Oct	Nov	Dec	Thru May	% Change	Total
Domestic and Family - Level 1	2024	-	-	-	-	-	-	-	-	-	-	-	-	0	-100%	0
	2023	1	-	-	-	-	-	-	-	-	-	-	-	1	▼	1
Domestic and Family - Level 2	2024	-	-	-	-	-	-	-	-	-	-	-	-	0	-100%	0
	2023	-	-	-	1	-	-	-	-	-	-	-	-	1	▼	1
Felonies and Related Matters	2024	8	19	13	17	15	-	-	-	-	-	-	-	72	-37%	72
	2023	22	27	13	26	27	3	18	16	27	32	14	18	115	▼	243
General Civil - Level 1	2024	-	-	-	-	-	-	-	-	-	-	-	-	0	-100%	0
	2023	-	-	-	-	1	-	-	-	-	-	-	-	1	▼	1
General Civil - Level 2	2024	1	-	-	-	-	-	-	-	-	-	-	-	1	-67%	1
	2023	1	-	-	-	2	-	-	2	-	-	-	-	3	▼	5
General Civil - Level 3	2024	-	-	-	-	-	-	-	-	-	-	-	-	0	-100%	0
	2023	-	-	-	-	2	-	-	1	-	-	-	-	2	▼	3
Miscellaneous Civil	2024	19	26	18	9	35	-	-	-	-	-	-	-	107	-14%	107
	2023	36	19	29	27	13	10	26	27	13	13	24	14	124	▼	251
Misdemeanor	2024	5	2	1	7	3	-	-	-	-	-	-	-	18	-5%	18
	2023	4	7	-	3	5	-	-	6	1	-	5	5	19	▼	36
Other Criminally Related Matters	2024	1	-	-	-	2	-	-	-	-	-	-	-	3	0%	3
	2023	1	1	1	-	-	-	-	-	1	-	-	3	3	↔	7
Probates/Wills & Trusts - Level 1	2024	-	-	-	-	-	-	-	-	-	-	-	-	0	-100%	0
	2023	1	-	-	-	-	-	-	-	-	-	-	-	1	▼	1
Uncontested Divorce	2024	-	-	-	-	-	-	-	-	-	-	-	-	0	0%	0
	2023	-	-	-	-	-	-	1	1	-	-	1	-	0	↔	3

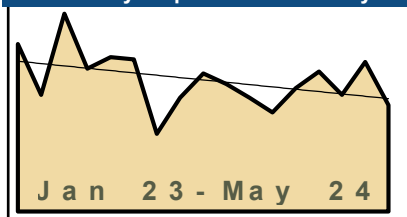
This report reflects data in the case management system. Numbers will update accordingly as reports are refreshed and posted.

Dashboard

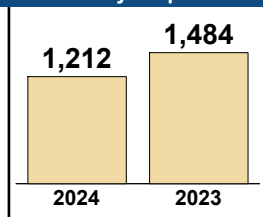
Court: Mecklenburg Circuit
Start/End Date: Jan-23 / May-24
2023 Average Month: 254
Jan-May 2023: 1,484
Dispositions Trending: ▼

Circuit/Court ID: 10 210117
Type of Case: Dispositions
2024 Average Month: 242
Jan-May 2024 : 1,212
Overall AVG. Month: 251

Monthly Dispositions Summary



Jan --- May Dispositions



Dispositions by Division

Divisions		Jan	Feb	Mar	Apr	May	Jun	Jul	Aug	Sep	Oct	Nov	Dec	Thru May	% Change	Total
Total	2024	235	267	222	285	203	-	-	-	-	-	-	-	1,212	-18%	1,212
	2023	319	222	377	272	294	290	148	217	263	243	217	189	1,484	▼	3,051
Civil	2024	34	37	35	43	28	-	-	-	-	-	-	-	177	-25%	177
	2023	35	33	83	45	41	49	39	36	46	33	34	42	237	▼	516
Criminal	2024	113	105	92	171	103	-	-	-	-	-	-	-	584	-4%	584
	2023	146	63	165	100	133	141	65	78	140	105	114	73	607	▼	1,323
Concealed Handgun Permits	2024	55	81	61	53	51	-	-	-	-	-	-	-	301	-29%	301
	2023	99	84	74	88	76	63	19	69	40	68	47	34	421	▼	761
Miscellaneous/ Other	2024	32	43	32	18	21	-	-	-	-	-	-	-	146	-32%	146
	2023	38	40	55	39	44	37	25	34	36	37	22	40	216	▼	447
Others	2024	1	1	2	-	-	-	-	-	-	-	-	-	4	33%	4
	2023	1	2	-	-	-	-	-	-	1	-	-	-	3	▲	4

Dispositions by Case Category

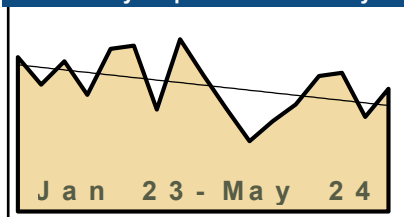
Case Categories		Jan	Feb	Mar	Apr	May	Jun	Jul	Aug	Sep	Oct	Nov	Dec	Thru May	% Change	Total
Administrative Law	2024	-	-	-	-	-	-	-	-	-	-	-	-	0	-100%	0
	2023	-	1	-	-	-	-	-	1	-	1	-	-	1	▼	3
Capital Murder	2024	-	-	-	-	-	-	-	-	-	-	-	-	0	-100%	0
	2023	-	1	6	-	-	6	-	-	-	-	-	-	7	▼	13
Contested Divorce	2024	7	8	9	11	8	-	-	-	-	-	-	-	43	-26%	43
	2023	7	8	13	17	13	12	9	8	11	6	5	7	58	▼	116
Domestic and Family - Level 1	2024	1	6	-	4	1	-	-	-	-	-	-	-	12	-40%	12
	2023	6	4	5	3	2	3	4	3	12	5	9	2	20	▼	58
Domestic and Family - Level 2	2024	2	1	2	-	-	-	-	-	-	-	-	-	5	0%	5
	2023	3	1	1	-	-	1	-	2	1	-	1	-	5	↔	10
Felonies and Related Matters	2024	78	72	46	134	80	-	-	-	-	-	-	-	410	6%	410
	2023	106	42	86	86	67	98	39	52	106	66	82	55	387	▲	885
General Civil - Level 1	2024	-	1	-	-	-	-	-	-	-	-	-	-	1	1	1
	2023	1	-	-	-	-	2	1	1	-	-	-	-	0	↔	4
General Civil - Level 2	2024	1	6	1	3	1	-	-	-	-	-	-	-	12	20%	12
	2023	3	2	3	1	1	5	4	4	3	1	3	9	10	▲	39
General Civil - Level 3	2024	-	-	4	2	3	-	-	-	-	-	-	-	9	-78%	9
	2023	-	-	34	4	3	3	1	1	1	1	1	5	41	▼	54
Miscellaneous Civil	2024	62	97	70	63	63	-	-	-	-	-	-	-	355	-27%	355
	2023	111	90	91	107	88	79	25	84	56	83	51	62	487	▼	927
Misdemeanor	2024	25	22	43	24	17	-	-	-	-	-	-	-	131	-21%	131
	2023	38	17	62	14	35	33	17	21	30	36	28	18	166	▼	349
Other	2024	27	25	23	8	10	-	-	-	-	-	-	-	93	-38%	93
	2023	27	36	37	19	31	18	15	19	19	22	17	12	150	▼	272
Other Criminally Related Matters	2024	10	11	3	13	6	-	-	-	-	-	-	-	43	-10%	43
	2023	2	3	11	-	32	4	9	5	4	3	4	-	48	▼	77
Probates/Wills & Trusts - Level 1	2024	-	-	-	-	-	-	-	-	-	-	-	-	0	-100%	0
	2023	1	-	2	-	1	1	-	2	1	-	-	-	4	▼	8
Probates/Wills & Trusts - Level 2	2024	-	1	1	-	-	-	-	-	-	-	-	-	2	-67%	2
	2023	1	2	3	-	-	1	1	-	-	-	-	5	6	▼	13
Protective Orders	2024	-	-	-	-	-	-	-	-	-	-	-	-	0	-100%	0
	2023	-	-	-	-	1	-	-	-	-	-	-	-	1	▼	1
Uncontested Divorce	2024	22	17	20	23	14	-	-	-	-	-	-	-	96	3%	96
	2023	14	15	23	21	20	24	23	14	19	19	16	14	93	▲	222

Dashboard

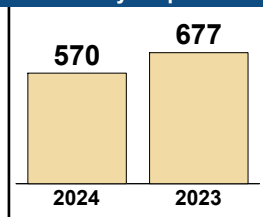
Court: Prince Edward Circuit
Start/End Date: Jan-23 / May-24
2023 Average Month: 123
Jan-May 2023: 677
Dispositions Trending: ▼

Circuit/Court ID: 10 210147
Type of Case: Dispositions
2024 Average Month: 114
Jan-May 2024 : 570
Overall AVG. Month: 120

Monthly Dispositions Summary



Jan --- May Dispositions



Dispositions by Division

Divisions		Jan	Feb	Mar	Apr	May	Jun	Jul	Aug	Sep	Oct	Nov	Dec	Thru May	% Change	Total
Total	2024	102	129	132	90	117	-	-	-	-	-	-	-	570	-16%	570
	2023	147	121	143	111	155	158	97	164	130	98	67	86	677	▼	1,477
Civil	2024	12	19	7	8	15	-	-	-	-	-	-	-	61	42%	61
	2023	15	6	8	6	8	26	13	7	11	10	6	7	43	▲	123
Criminal	2024	30	56	83	38	61	-	-	-	-	-	-	-	268	-23%	268
	2023	66	49	79	58	94	74	44	101	81	40	27	43	346	▼	756
Concealed Handgun Permits	2024	36	32	20	15	23	-	-	-	-	-	-	-	126	-28%	126
	2023	30	53	35	28	28	21	14	32	22	36	21	24	174	▼	344
Miscellaneous/ Other	2024	24	22	22	29	18	-	-	-	-	-	-	-	115	1%	115
	2023	36	13	21	19	25	37	26	24	16	12	13	12	114	▲	254

Dispositions by Case Category

Case Categories		Jan	Feb	Mar	Apr	May	Jun	Jul	Aug	Sep	Oct	Nov	Dec	Thru May	% Change	Total
Administrative Law	2024	-	-	-	-	1	-	-	-	-	-	-	-	1	0%	1
	2023	-	-	1	-	-	-	-	-	-	-	-	-	1	↔	1
Capital Murder	2024	-	-	-	-	-	-	-	-	-	-	-	-	0	-100%	0
	2023	1	-	-	-	-	1	-	-	-	-	-	-	1	▼	2
Contested Divorce	2024	-	1	1	-	3	-	-	-	-	-	-	-	5	-38%	5
	2023	1	2	3	-	2	1	2	1	1	1	-	2	8	▼	16
Domestic and Family - Level 1	2024	2	3	-	1	2	-	-	-	-	-	-	-	8	33%	8
	2023	3	1	-	2	-	-	2	-	1	2	1	1	6	▲	13
Domestic and Family - Level 2	2024	-	-	1	-	2	-	-	-	-	-	-	-	3	3	3
	2023	-	-	-	-	-	-	-	-	-	-	-	-	0	↔	0
Felonies and Related Matters	2024	19	38	59	29	44	-	-	-	-	-	-	-	189	-29%	189
	2023	45	36	54	50	80	50	24	46	63	25	21	27	265	▼	521
General Civil - Level 1	2024	-	1	1	-	-	-	-	-	-	-	-	-	2	100%	2
	2023	-	-	1	-	-	-	-	-	-	-	-	1	1	▲	2
General Civil - Level 2	2024	5	8	1	2	2	-	-	-	-	-	-	-	18	260%	18
	2023	1	1	1	-	2	9	1	2	2	1	1	1	5	▲	22
General Civil - Level 3	2024	2	1	1	2	4	-	-	-	-	-	-	-	10	100%	10
	2023	3	1	1	-	-	8	1	2	-	2	-	1	5	▲	19
Miscellaneous Civil	2024	45	42	35	26	29	-	-	-	-	-	-	-	177	-14%	177
	2023	36	56	42	36	36	38	25	44	31	42	22	25	206	▼	433
Misdemeanor	2024	11	11	21	9	17	-	-	-	-	-	-	-	69	-10%	69
	2023	17	13	25	8	14	19	17	53	15	13	5	11	77	▼	210
Other	2024	14	13	7	17	12	-	-	-	-	-	-	-	63	-22%	63
	2023	30	9	14	11	17	16	17	12	8	7	13	10	81	▼	164
Other Criminally Related Matters	2024	-	7	3	-	-	-	-	-	-	-	-	-	10	233%	10
	2023	3	-	-	-	-	5	3	2	3	2	1	5	3	▲	24
Probates/Wills & Trusts - Level 1	2024	-	-	-	-	-	-	-	-	-	-	-	-	0	-100%	0
	2023	1	-	-	-	-	-	-	-	-	-	-	-	1	▼	1
Probates/Wills & Trusts - Level 2	2024	1	1	-	-	-	-	-	-	-	-	-	-	2	-33%	2
	2023	1	1	-	-	1	1	-	-	1	-	-	1	3	▼	6
Protective Orders	2024	-	-	-	-	-	-	-	-	-	-	-	-	0	-100%	0
	2023	1	-	-	-	-	-	-	-	1	-	-	2	1	▼	4
Uncontested Divorce	2024	3	3	2	4	1	-	-	-	-	-	-	-	13	0%	13
	2023	4	1	1	4	3	10	5	2	4	3	2	-	13	↔	39

Dashboard		Monthly Dispositions Summary		Jan --- May Dispositions					
<p>Court: Amelia Circuit Start/End Date: Jan-23 / May-24 2023 Average Month: 75 Jan-May 2023: 400 Dispositions Trending: ▲</p>	<p>Circuit/Court ID: 11 211007 Type of Case: Dispositions 2024 Average Month: 85 Jan-May 2024 : 423 Overall AVG. Month: 78</p>	<p>Jan 23 - May 24</p>		<table border="1" style="margin: auto;"> <tr> <td style="text-align: center; width: 50px;">423</td> <td style="text-align: center; width: 50px;">400</td> </tr> <tr> <td style="text-align: center;">2024</td> <td style="text-align: center;">2023</td> </tr> </table>		423	400	2024	2023
423	400								
2024	2023								

Dispositions by Division																
Divisions		Jan	Feb	Mar	Apr	May	Jun	Jul	Aug	Sep	Oct	Nov	Dec	Thru May	% Change	Total
Total	2024	95	80	89	98	61	-	-	-	-	-	-	-	423	6%	423
	2023	59	101	113	88	39	133	51	75	33	69	90	54	400	▲	905
Civil	2024	6	4	10	9	6	-	-	-	-	-	-	-	35	-13%	35
	2023	6	10	9	10	5	19	6	12	1	8	4	11	40	▼	101
Criminal	2024	21	19	27	30	35	-	-	-	-	-	-	-	132	8%	132
	2023	18	29	30	38	7	64	5	25	6	30	32	14	122	▲	298
Concealed Handgun Permits	2024	61	36	37	45	14	-	-	-	-	-	-	-	193	5%	193
	2023	26	47	58	31	22	33	32	27	22	19	50	16	184	▲	383
Miscellaneous/ Other	2024	6	21	15	14	6	-	-	-	-	-	-	-	62	15%	62
	2023	9	15	16	9	5	17	8	11	4	12	4	13	54	▲	123
Others	2024	1	-	-	-	-	-	-	-	-	-	-	-	1	1	1
	2023	-	-	-	-	-	-	-	-	-	-	-	-	0	↔	0


Dispositions by Case Category																
Case Categories		Jan	Feb	Mar	Apr	May	Jun	Jul	Aug	Sep	Oct	Nov	Dec	Thru May	% Change	Total
Administrative Law	2024	-	-	-	-	-	-	-	-	-	-	-	-	0	0	0
	2023	-	-	-	-	-	-	-	1	-	-	-	-	0	↔	1
Contested Divorce	2024	1	1	-	1	3	-	-	-	-	-	-	-	6	100%	6
	2023	-	1	-	1	1	6	-	2	-	-	-	2	3	▲	13
Domestic and Family - Level 1	2024	-	-	1	-	-	-	-	-	-	-	-	-	1	0%	1
	2023	-	-	-	1	-	1	3	-	-	-	-	3	1	↔	8
Domestic and Family - Level 2	2024	-	-	-	-	-	-	-	-	-	-	-	-	0	-100%	0
	2023	1	-	1	-	-	-	-	-	-	-	-	-	2	▼	2
Felonies and Related Matters	2024	14	10	18	23	30	-	-	-	-	-	-	-	95	13%	95
	2023	14	16	18	33	3	53	2	12	3	25	21	8	84	▲	208
General Civil - Level 1	2024	-	-	-	-	-	-	-	-	-	-	-	-	0	0	0
	2023	-	-	-	-	-	-	-	1	-	-	-	-	0	↔	1
General Civil - Level 2	2024	1	1	3	2	2	-	-	-	-	-	-	-	9	-40%	9
	2023	2	5	6	1	1	4	2	5	1	1	2	4	15	▼	34
General Civil - Level 3	2024	2	1	3	1	1	-	-	-	-	-	-	-	8	0%	8
	2023	4	2	1	1	-	1	1	-	-	-	3	2	8	↔	15
Miscellaneous Civil	2024	64	46	49	52	19	-	-	-	-	-	-	-	230	11%	230
	2023	31	53	61	37	26	45	38	33	26	28	51	25	208	▲	454
Misdemeanor	2024	6	9	8	6	4	-	-	-	-	-	-	-	33	-11%	33
	2023	4	12	13	5	3	14	2	13	2	5	10	4	37	▼	87
Other	2024	2	9	1	5	1	-	-	-	-	-	-	-	18	-18%	18
	2023	2	5	10	5	-	5	1	5	-	2	3	2	22	▼	40
Other Criminally Related Matters	2024	1	-	1	2	1	-	-	-	-	-	-	-	5	67%	5
	2023	-	1	1	-	1	1	1	1	1	-	1	2	3	▲	10
Probates/Wills & Trusts - Level 1	2024	-	-	1	-	-	-	-	-	-	-	-	-	1	1	1
	2023	-	-	-	-	-	-	-	-	-	1	-	-	0	↔	1
Probates/Wills & Trusts - Level 2	2024	-	-	1	-	-	-	-	-	-	-	-	-	1	-67%	1
	2023	-	1	2	-	-	-	-	-	-	3	-	1	3	▼	7
Uncontested Divorce	2024	4	3	3	6	-	-	-	-	-	-	-	-	16	14%	16
	2023	1	5	-	4	4	3	1	2	-	1	2	1	14	▲	24

Dashboard

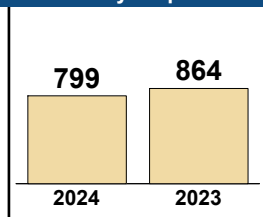
Court: Dinwiddie Circuit
Start/End Date: Jan-23 / May-24
2023 Average Month: 147
Jan-May 2023: 864
Dispositions Trending: ▼

Circuit/Court ID: 11 211053
Type of Case: Dispositions
2024 Average Month: 160
Jan-May 2024 : 799
Overall AVG. Month: 151

Monthly Dispositions Summary



Jan --- May Dispositions



Dispositions by Division

Divisions		Jan	Feb	Mar	Apr	May	Jun	Jul	Aug	Sep	Oct	Nov	Dec	Thru May	% Change	Total
Total	2024	164	142	176	120	197	-	-	-	-	-	-	-	799	-8%	799
	2023	161	147	227	191	138	136	118	147	100	118	153	124	864	▼	1,760
Civil	2024	32	23	17	32	14	-	-	-	-	-	-	-	118	10%	118
	2023	14	26	29	22	16	13	17	28	13	23	17	16	107	▲	234
Criminal	2024	59	49	67	25	100	-	-	-	-	-	-	-	300	-6%	300
	2023	71	51	68	74	54	65	42	31	43	27	61	47	318	▼	634
Concealed Handgun Permits	2024	60	62	81	46	63	-	-	-	-	-	-	-	312	-15%	312
	2023	65	55	120	74	55	46	40	68	38	54	64	46	369	▼	725
Miscellaneous/ Other	2024	13	8	11	17	20	-	-	-	-	-	-	-	69	-1%	69
	2023	11	15	10	21	13	12	19	20	6	14	10	15	70	▼	166
Others	2024	-	-	-	-	-	-	-	-	-	-	-	-	0	0	0
	2023	-	-	-	-	-	-	-	-	-	-	1	-	0	↔	1

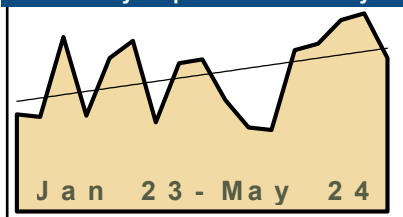
Dispositions by Case Category

Case Categories		Jan	Feb	Mar	Apr	May	Jun	Jul	Aug	Sep	Oct	Nov	Dec	Thru May	% Change	Total
Administrative Law	2024	-	-	-	-	1	-	-	-	-	-	-	-	1	1	1
	2023	-	-	-	-	-	-	-	-	-	-	-	-	0	↔	0
Capital Murder	2024	-	-	-	-	-	-	-	-	-	-	-	-	0	0	0
	2023	-	-	-	-	-	-	-	-	-	1	-	-	0	↔	1
Contested Divorce	2024	-	3	1	3	1	-	-	-	-	-	-	-	8	-38%	8
	2023	3	4	1	1	4	1	1	-	1	1	-	2	13	▼	19
Domestic and Family - Level 1	2024	4	1	1	12	1	-	-	-	-	-	-	-	19	46%	19
	2023	4	1	7	1	-	1	2	7	2	-	-	2	13	▲	27
Domestic and Family - Level 2	2024	3	-	-	3	5	-	-	-	-	-	-	-	11	10%	11
	2023	1	1	5	1	2	1	3	1	1	7	2	1	10	▲	26
Felonies and Related Matters	2024	30	15	42	13	70	-	-	-	-	-	-	-	170	-12%	170
	2023	44	35	35	52	27	37	20	22	14	9	33	26	193	▼	354
General Civil - Level 1	2024	-	-	1	2	-	-	-	-	-	-	-	-	3	3	3
	2023	-	-	-	-	-	-	-	-	-	-	-	2	0	↔	2
General Civil - Level 2	2024	9	6	4	2	3	-	-	-	-	-	-	-	24	41%	24
	2023	2	3	4	5	3	3	5	7	4	7	3	3	17	▲	49
General Civil - Level 3	2024	6	-	4	3	1	-	-	-	-	-	-	-	14	-44%	14
	2023	1	5	4	12	3	3	1	5	-	1	6	5	25	▼	46
Miscellaneous Civil	2024	75	72	91	63	81	-	-	-	-	-	-	-	382	-12%	382
	2023	73	69	132	94	67	57	60	87	45	69	73	60	435	▼	886
Misdemeanor	2024	22	25	19	9	28	-	-	-	-	-	-	-	103	2%	103
	2023	20	11	26	21	23	23	13	10	24	11	26	16	101	▲	224
Other	2024	-	1	1	-	-	-	-	-	-	-	-	-	2	-33%	2
	2023	-	3	-	-	-	-	-	-	1	1	2	1	3	▼	8
Other Criminally Related Matters	2024	7	9	6	3	3	-	-	-	-	-	-	-	28	4%	28
	2023	7	7	8	1	4	5	9	2	5	6	2	5	27	▲	61
Probates/Wills & Trusts - Level 1	2024	-	1	-	1	-	-	-	-	-	-	-	-	2	2	2
	2023	-	-	-	-	-	-	-	-	-	-	-	-	0	↔	0
Probates/Wills & Trusts - Level 2	2024	-	1	2	2	-	-	-	-	-	-	-	-	5	150%	5
	2023	-	2	-	-	-	3	-	1	-	1	-	-	2	▲	7
Uncontested Divorce	2024	8	8	4	4	3	-	-	-	-	-	-	-	27	8%	27
	2023	6	6	5	3	5	2	4	5	3	4	6	1	25	▲	50

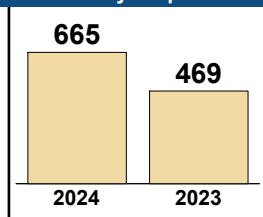
Dashboard

Court: Nottoway Circuit
Circuit/Court ID: 11 211135
Start/End Date: Jan-23 / May-24
Type of Case: Dispositions
2023 Average Month: 92
2024 Average Month: 133
Jan-May 2023: 469
Jan-May 2024 : 665
Dispositions Trending: ▲
Overall AVG. Month: 104

Monthly Dispositions Summary



Jan --- May Dispositions



Dispositions by Division

Divisions		Jan	Feb	Mar	Apr	May	Jun	Jul	Aug	Sep	Oct	Nov	Dec	Thru May	% Change	Total
Total	2024	123	128	146	151	117	-	-	-	-	-	-	-	665	42%	665
	2023	74	72	133	73	117	130	68	113	116	85	64	62	469	▲	1,107
Civil	2024	12	30	44	68	42	-	-	-	-	-	-	-	196	221%	196
	2023	16	10	14	6	15	12	22	12	15	10	13	6	61	▲	151
Criminal	2024	61	64	41	58	41	-	-	-	-	-	-	-	265	48%	265
	2023	15	20	48	31	65	75	12	57	66	30	12	28	179	▲	459
Concealed Handgun Permits	2024	38	24	42	14	26	-	-	-	-	-	-	-	144	-9%	144
	2023	31	29	48	25	25	34	19	30	17	29	19	21	158	▼	327
Miscellaneous/ Other	2024	12	10	19	11	8	-	-	-	-	-	-	-	60	-13%	60
	2023	11	13	23	10	12	9	15	14	18	16	20	7	69	▼	168
Others	2024	-	-	-	-	-	-	-	-	-	-	-	-	0	-100%	0
	2023	1	-	-	1	-	-	-	-	-	-	-	-	2	▼	2

Dispositions by Case Category

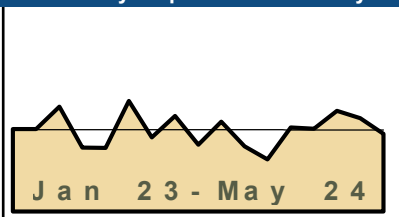
Case Categories		Jan	Feb	Mar	Apr	May	Jun	Jul	Aug	Sep	Oct	Nov	Dec	Thru May	% Change	Total
Administrative Law	2024	-	-	1	-	1	-	-	-	-	-	-	-	2	100%	2
	2023	-	-	-	1	-	-	-	-	-	-	-	1	1	▲	2
Capital Murder	2024	-	-	-	-	-	-	-	-	-	-	-	-	0	0	0
	2023	-	-	-	-	-	-	-	-	1	-	-	-	0	↔	1
Contested Divorce	2024	1	2	3	-	1	-	-	-	-	-	-	-	7	40%	7
	2023	1	1	1	1	1	1	-	3	1	-	1	-	5	▲	11
Domestic and Family - Level 1	2024	1	1	4	1	-	-	-	-	-	-	-	-	7	7	7
	2023	-	-	-	-	-	-	5	-	6	1	-	-	0	↔	12
Domestic and Family - Level 2	2024	5	18	21	58	38	-	-	-	-	-	-	-	140	1,300%	140
	2023	2	3	-	1	4	2	-	5	1	-	-	2	10	▲	20
Felonies and Related Matters	2024	39	34	28	42	24	-	-	-	-	-	-	-	167	67%	167
	2023	11	11	27	22	29	59	7	37	55	21	8	22	100	▲	309
General Civil - Level 1	2024	-	-	-	-	-	-	-	-	-	-	-	-	0	0	0
	2023	-	-	-	-	-	-	1	-	-	-	-	-	0	↔	1
General Civil - Level 2	2024	2	3	8	2	1	-	-	-	-	-	-	-	16	78%	16
	2023	2	-	5	1	1	4	3	3	4	2	5	2	9	▲	32
General Civil - Level 3	2024	2	5	6	7	1	-	-	-	-	-	-	-	21	31%	21
	2023	3	4	4	2	3	1	9	1	1	1	5	1	16	▲	35
Miscellaneous Civil	2024	44	30	57	22	32	-	-	-	-	-	-	-	185	-10%	185
	2023	40	38	62	31	35	37	28	38	26	37	30	22	206	▼	424
Misdemeanor	2024	22	28	13	14	15	-	-	-	-	-	-	-	92	21%	92
	2023	4	9	18	9	36	7	4	7	10	3	2	6	76	▲	115
Other	2024	4	4	2	1	-	-	-	-	-	-	-	-	11	-52%	11
	2023	5	4	8	4	2	6	5	4	8	9	9	5	23	▼	69
Other Criminally Related Matters	2024	-	2	-	2	2	-	-	-	-	-	-	-	6	50%	6
	2023	1	-	3	-	-	13	2	13	-	6	2	-	4	▲	40
Probates/Wills & Trusts - Level 1	2024	1	-	-	-	1	-	-	-	-	-	-	-	2	2	2
	2023	-	-	-	-	-	-	-	-	-	-	-	-	0	↔	0
Probates/Wills & Trusts - Level 2	2024	-	-	-	1	-	-	-	-	-	-	-	-	1	-80%	1
	2023	2	-	1	1	1	-	1	-	-	3	-	1	5	▼	10
Uncontested Divorce	2024	2	1	3	1	1	-	-	-	-	-	-	-	8	-43%	8
	2023	3	2	4	-	5	-	3	2	3	2	2	-	14	▼	26

Dashboard

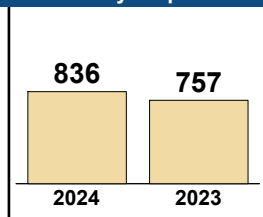
Court: Powhatan Circuit
Start/End Date: Jan-23 / May-24
2023 Average Month: 151
Jan-May 2023: 757
Dispositions Trending: ▲

Circuit/Court ID: 11 211145
Type of Case: Dispositions
2024 Average Month: 167
Jan-May 2024 : 836
Overall AVG. Month: 156

Monthly Dispositions Summary



Jan --- May Dispositions



Dispositions by Division

Divisions		Jan	Feb	Mar	Apr	May	Jun	Jul	Aug	Sep	Oct	Nov	Dec	Thru May	% Change	Total
Total	2024	160	158	192	178	148	-	-	-	-	-	-	-	836	10%	836
	2023	157	157	200	122	121	211	141	182	127	171	124	99	757	▲	1,812
Civil	2024	11	11	26	19	15	-	-	-	-	-	-	-	82	17%	82
	2023	14	16	15	13	12	34	17	25	17	25	9	15	70	▲	212
Criminal	2024	19	25	46	39	25	-	-	-	-	-	-	-	154	52%	154
	2023	22	29	20	16	14	51	41	33	12	36	1	5	101	▲	280
Concealed Handgun Permits	2024	106	82	92	100	86	-	-	-	-	-	-	-	466	-1%	466
	2023	99	92	136	74	69	94	61	71	71	74	89	55	470	▼	985
Miscellaneous/ Other	2024	24	40	28	20	21	-	-	-	-	-	-	-	133	15%	133
	2023	22	20	29	19	26	32	22	53	27	35	25	24	116	▲	334
Others	2024	-	-	-	-	1	-	-	-	-	-	-	-	1	1	1
	2023	-	-	-	-	-	-	-	-	-	1	-	-	0	↔	1

Dispositions by Case Category

Case Categories		Jan	Feb	Mar	Apr	May	Jun	Jul	Aug	Sep	Oct	Nov	Dec	Thru May	% Change	Total
Administrative Law	2024	-	-	2	-	-	-	-	-	-	-	-	-	2	2	2
	2023	-	-	-	-	-	-	-	-	-	-	-	1	0	↔	1
Contested Divorce	2024	2	2	6	2	1	-	-	-	-	-	-	-	13	44%	13
	2023	-	3	3	2	1	2	2	5	1	2	2	6	9	▲	29
Domestic and Family - Level 1	2024	2	2	2	1	3	-	-	-	-	-	-	-	10	11%	10
	2023	2	5	1	-	1	10	3	2	-	5	-	-	9	▲	29
Domestic and Family - Level 2	2024	1	-	-	-	-	-	-	-	-	-	-	-	1	-67%	1
	2023	-	-	2	1	-	1	-	-	1	-	1	-	3	▼	6
Felonies and Related Matters	2024	14	15	33	32	16	-	-	-	-	-	-	-	110	55%	110
	2023	17	20	13	13	8	49	34	19	8	27	-	2	71	▲	210
General Civil - Level 1	2024	-	-	-	-	-	-	-	-	-	-	-	-	0	-100%	0
	2023	-	2	-	-	-	3	-	1	-	-	-	1	2	▼	7
General Civil - Level 2	2024	5	5	9	5	7	-	-	-	-	-	-	-	31	107%	31
	2023	3	3	-	5	4	9	2	8	5	8	4	-	15	▲	51
General Civil - Level 3	2024	2	1	2	5	-	-	-	-	-	-	-	-	10	11%	10
	2023	3	1	2	-	3	12	1	2	-	3	3	4	9	▲	34
Miscellaneous Civil	2024	121	102	113	111	101	-	-	-	-	-	-	-	548	3%	548
	2023	115	102	148	85	81	117	79	107	90	94	104	71	531	▲	1,193
Misdemeanor	2024	5	8	14	7	5	-	-	-	-	-	-	-	39	50%	39
	2023	5	9	4	2	6	2	6	13	5	10	1	2	26	▲	65
Other	2024	4	17	6	8	7	-	-	-	-	-	-	-	42	-7%	42
	2023	3	8	16	7	11	4	4	10	8	13	6	5	45	▼	95
Other Criminally Related Matters	2024	-	3	-	-	6	-	-	-	-	-	-	-	9	125%	9
	2023	-	-	3	1	-	-	1	1	-	-	-	2	4	▲	8
Probates/Wills & Trusts - Level 2	2024	1	-	-	2	-	-	-	-	-	-	-	-	3	-57%	3
	2023	2	3	1	1	-	-	-	1	2	1	-	1	7	▼	12
Protective Orders	2024	-	-	1	-	-	-	-	-	-	-	-	-	1	1	1
	2023	-	-	-	-	-	-	-	-	-	-	-	-	0	↔	0
Uncontested Divorce	2024	3	3	4	5	2	-	-	-	-	-	-	-	17	-35%	17
	2023	7	1	7	5	6	2	9	13	7	8	3	4	26	▼	72

Dashboard		Monthly Dispositions Summary		Jan --- May Dispositions	
<p>Court: Petersburg Circuit Start/End Date: Jan-23 / May-24 2023 Average Month: 230 Jan-May 2023: 1,103 Dispositions Trending: ▲</p>	<p>Circuit/Court ID: 11 211730 Type of Case: Dispositions 2024 Average Month: 281 Jan-May 2024 : 1,405 Overall AVG. Month: 245</p>	<p style="font-weight: bold; font-size: 1.2em;">Jan 23 - May 24</p>		<div style="display: flex; justify-content: space-around; align-items: center;"> <div style="text-align: center;"> <p style="font-size: 1.5em; font-weight: bold;">1,405</p> <p style="font-size: 0.8em;">2024</p> </div> <div style="text-align: center;"> <p style="font-size: 1.5em; font-weight: bold;">1,103</p> <p style="font-size: 0.8em;">2023</p> </div> </div>	

Dispositions by Division																
Divisions		Jan	Feb	Mar	Apr	May	Jun	Jul	Aug	Sep	Oct	Nov	Dec	Thru May	% Change	Total
Total	2024	227	290	296	324	268	-	-	-	-	-	-	-	1,405	27%	1,405
	2023	259	178	256	193	217	209	208	246	283	256	218	241	1,103	▲	2,764
Civil	2024	39	40	52	48	32	-	-	-	-	-	-	-	211	31%	211
	2023	39	21	20	39	42	36	40	41	24	33	47	23	161	▲	405
Criminal	2024	104	168	133	163	125	-	-	-	-	-	-	-	693	6%	693
	2023	148	121	166	94	126	127	117	165	206	169	125	142	655	▲	1,706
Concealed Handgun Permits	2024	7	29	29	34	32	-	-	-	-	-	-	-	131	-11%	131
	2023	45	13	46	24	20	19	30	20	37	16	30	50	148	▼	350
Miscellaneous/ Other	2024	76	53	80	78	79	-	-	-	-	-	-	-	366	173%	366
	2023	27	20	24	36	27	27	20	19	16	36	16	26	134	▲	294
Others	2024	1	-	2	1	-	-	-	-	-	-	-	-	4	-20%	4
	2023	-	3	-	-	2	-	1	1	-	2	-	-	5	▼	9

Dispositions by Case Category																
Case Categories		Jan	Feb	Mar	Apr	May	Jun	Jul	Aug	Sep	Oct	Nov	Dec	Thru May	% Change	Total
Administrative Law	2024	-	2	-	1	1	-	-	-	-	-	-	-	4	300%	4
	2023	-	-	-	1	-	-	-	-	-	-	-	-	1	▲	1
Contested Divorce	2024	-	6	1	1	3	-	-	-	-	-	-	-	11	83%	11
	2023	1	2	1	2	-	2	8	1	2	4	2	-	6	▲	25
Domestic and Family - Level 1	2024	-	5	12	-	4	-	-	-	-	-	-	-	21	425%	21
	2023	2	-	1	1	-	-	3	-	1	-	7	-	4	▲	15
Domestic and Family - Level 2	2024	-	1	2	-	-	-	-	-	-	-	-	-	3	0%	3
	2023	-	2	-	-	1	-	1	2	1	2	-	1	3	↔	10
Felonies and Related Matters	2024	61	99	72	103	40	-	-	-	-	-	-	-	375	-13%	375
	2023	95	80	103	58	93	86	65	88	118	109	71	88	429	▼	1,054
General Civil - Level 1	2024	1	-	1	-	1	-	-	-	-	-	-	-	3	0%	3
	2023	1	-	-	2	-	2	3	4	1	-	3	1	3	↔	17
General Civil - Level 2	2024	12	10	11	13	8	-	-	-	-	-	-	-	54	-4%	54
	2023	18	10	3	15	10	13	9	13	8	7	12	10	56	▼	128
General Civil - Level 3	2024	22	14	13	29	8	-	-	-	-	-	-	-	86	72%	86
	2023	11	5	9	8	17	15	12	15	5	15	18	7	50	▲	137
Miscellaneous Civil	2024	22	46	49	54	50	-	-	-	-	-	-	-	221	-12%	221
	2023	62	29	66	54	41	39	48	33	47	42	35	62	252	▼	558
Misdemeanor	2024	38	51	55	43	47	-	-	-	-	-	-	-	234	31%	234
	2023	45	26	47	23	37	20	28	55	72	51	28	40	178	▲	472
Other	2024	58	33	63	57	60	-	-	-	-	-	-	-	271	1,132%	271
	2023	7	4	3	3	5	4	1	5	5	11	11	11	22	▲	70
Other Criminally Related Matters	2024	6	18	9	18	40	-	-	-	-	-	-	-	91	44%	91
	2023	10	15	16	15	7	21	25	23	17	9	26	14	63	▲	198
Probates/Wills & Trusts - Level 2	2024	1	-	-	2	1	-	-	-	-	-	-	-	4	-64%	4
	2023	2	2	2	3	2	-	1	1	1	3	1	-	11	▼	18
Protective Orders	2024	-	-	-	-	-	-	-	-	-	-	-	-	0	0	0
	2023	-	-	-	-	-	-	-	-	-	-	-	1	0	↔	1
Uncontested Divorce	2024	6	5	8	3	5	-	-	-	-	-	-	-	27	8%	27
	2023	5	3	5	8	4	7	4	6	5	3	4	6	25	▲	60

CPSS-CCMS-10.11 CASELOAD STATISTICS OF THE CIRCUIT COURTS

January 2023 -- May 2024 Dispositions

Alexandria and Fairfax Circuit are not Included in State Totals

Dashboard		Monthly Dispositions Summary		Jan --- May Dispositions	
Court: Chesterfield Circuit	Circuit/Court ID: 12 212041				
Start/End Date: Jan-23 / May-24	Type of Case: Dispositions				
2023 Average Month: 1,777	2024 Average Month: 1,845				
Jan-May 2023: 9,658	Jan-May 2024 : 9,223				
Dispositions Trending: ▼	Overall AVG. Month: 1,797				

Dispositions by Division																
Divisions		Jan	Feb	Mar	Apr	May	Jun	Jul	Aug	Sep	Oct	Nov	Dec	Thru May	% Change	Total
Total	2024	1,952	1,777	1,836	2,093	1,565	-	-	-	-	-	-	-	9,223	-5%	9,223
	2023	1,818	1,788	2,169	1,829	2,054	1,757	1,619	1,848	1,573	1,713	1,607	1,546	9,658	▼	21,321
Civil	2024	241	175	212	269	219	-	-	-	-	-	-	-	1,116	0%	1,116
	2023	221	178	246	191	278	216	241	206	183	251	197	188	1,114	▲	2,596
Criminal	2024	466	440	396	442	303	-	-	-	-	-	-	-	2,047	6%	2,047
	2023	370	364	446	309	434	480	325	409	358	459	407	364	1,923	▲	4,725
Concealed Handgun Permits	2024	502	459	512	628	449	-	-	-	-	-	-	-	2,550	-18%	2,550
	2023	588	606	716	649	541	410	449	516	394	418	451	423	3,100	▼	6,161
Miscellaneous/ Other	2024	741	703	712	751	594	-	-	-	-	-	-	-	3,501	0%	3,501
	2023	639	640	760	679	800	650	604	713	638	584	547	569	3,518	▼	7,823
Others	2024	2	-	4	3	-	-	-	-	-	-	-	-	9	200%	9
	2023	-	-	1	1	1	1	-	4	-	1	5	2	3	▲	16

Dispositions by Case Category																
Case Categories		Jan	Feb	Mar	Apr	May	Jun	Jul	Aug	Sep	Oct	Nov	Dec	Thru May	% Change	Total
Administrative Law	2024	4	1	1	-	1	-	-	-	-	-	-	-	7	17%	7
	2023	-	1	-	2	3	1	1	2	1	5	1	2	6	▲	19
Capital Murder	2024	1	-	-	-	-	-	-	-	-	-	-	-	1	1	1
	2023	-	-	-	-	-	-	-	1	1	-	-	-	0	↔	2
Contested Divorce	2024	25	17	19	37	29	-	-	-	-	-	-	-	127	-16%	127
	2023	35	27	24	27	38	23	28	24	16	21	24	17	151	▼	304
Domestic and Family - Level 1	2024	38	31	23	23	22	-	-	-	-	-	-	-	137	13%	137
	2023	30	12	27	24	28	18	28	30	14	30	28	19	121	▲	288
Domestic and Family - Level 2	2024	5	6	12	5	5	-	-	-	-	-	-	-	33	-8%	33
	2023	7	7	7	6	9	4	6	12	4	10	9	5	36	▼	86
Felonies and Related Matters	2024	317	288	270	284	218	-	-	-	-	-	-	-	1,377	11%	1,377
	2023	220	257	291	198	272	290	229	282	221	312	257	242	1,238	▲	3,071
General Civil - Level 1	2024	2	2	3	-	3	-	-	-	-	-	-	-	10	43%	10
	2023	1	-	2	2	4	1	3	4	2	2	1	1	7	▲	21
General Civil - Level 2	2024	67	48	78	76	61	-	-	-	-	-	-	-	330	26%	330
	2023	49	39	70	39	64	73	76	52	56	79	44	66	261	▲	707
General Civil - Level 3	2024	24	20	16	31	17	-	-	-	-	-	-	-	108	-4%	108
	2023	12	19	25	34	23	14	24	22	31	25	30	18	113	▼	277
Miscellaneous Civil	2024	679	625	717	856	606	-	-	-	-	-	-	-	3,483	-10%	3,483
	2023	758	734	882	777	716	530	634	679	532	575	578	602	3,867	▼	7,997
Misdemeanor	2024	120	121	95	127	61	-	-	-	-	-	-	-	524	-1%	524
	2023	113	83	113	79	139	152	78	94	110	131	123	97	527	▼	1,312
Other	2024	563	536	509	528	439	-	-	-	-	-	-	-	2,575	-7%	2,575
	2023	474	512	597	544	634	532	418	553	502	423	424	379	2,761	▼	5,992
Other Criminally Related Matters	2024	31	31	31	31	28	-	-	-	-	-	-	-	152	-15%	152
	2023	40	24	44	34	37	42	19	35	27	27	29	27	179	▼	385
Probates/Wills & Trusts - Level 1	2024	3	1	-	1	-	-	-	-	-	-	-	-	5	-29%	5
	2023	1	1	3	1	1	3	-	-	-	1	1	-	7	▼	12
Probates/Wills & Trusts - Level 2	2024	6	11	6	18	8	-	-	-	-	-	-	-	49	-13%	49
	2023	9	8	12	16	11	20	11	6	7	6	9	11	56	▼	126
Protective Orders	2024	-	-	3	1	-	-	-	-	-	-	-	-	4	-56%	4
	2023	3	2	-	4	-	5	-	-	2	3	1	1	9	▼	21
Uncontested Divorce	2024	67	39	53	75	67	-	-	-	-	-	-	-	301	-6%	301
	2023	66	62	74	42	75	49	64	52	46	63	49	59	319	▼	701

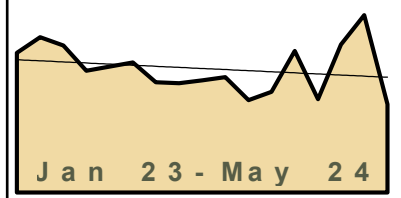
This report reflects data in the case management system. Numbers will update accordingly as reports are refreshed and posted.

Dashboard

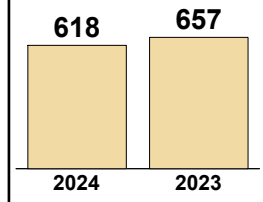
Court: Colonial Heights Circuit
Start/End Date: Jan-23 / May-24
2023 Average Month: 116
Jan-May 2023: 657
Dispositions Trending: ▼

Circuit/Court ID: 12 212570
Type of Case: Dispositions
2024 Average Month: 124
Jan-May 2024 : 618
Overall AVG. Month: 118

Monthly Dispositions Summary



Jan --- May Dispositions

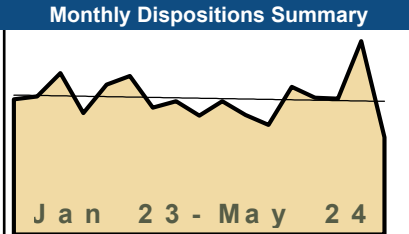


Dispositions by Division

Divisions		Jan	Feb	Mar	Apr	May	Jun	Jul	Aug	Sep	Oct	Nov	Dec	Thru May	% Change	Total
Total	2024	135	89	141	169	84	-	-	-	-	-	-	-	618	-6%	618
	2023	133	148	140	116	120	124	105	104	107	110	88	96	657	▼	1,391
Civil	2024	14	7	13	13	10	-	-	-	-	-	-	-	57	10%	57
	2023	10	12	5	16	9	10	6	6	5	18	6	2	52	▲	105
Criminal	2024	79	53	76	92	57	-	-	-	-	-	-	-	357	7%	357
	2023	71	62	88	46	68	70	57	62	84	58	56	66	335	▲	788
Concealed Handgun Permits	2024	22	22	42	35	8	-	-	-	-	-	-	-	129	-29%	129
	2023	33	47	31	42	29	30	20	26	14	21	22	25	182	▼	340
Miscellaneous/ Other	2024	20	7	10	29	9	-	-	-	-	-	-	-	75	-15%	75
	2023	19	27	16	12	14	14	22	10	4	13	4	3	88	▼	158

Dispositions by Case Category

Case Categories		Jan	Feb	Mar	Apr	May	Jun	Jul	Aug	Sep	Oct	Nov	Dec	Thru May	% Change	Total
Administrative Law	2024	-	-	-	-	-	-	-	-	-	-	-	-	0	0	0
	2023	-	-	-	-	-	1	-	-	-	-	-	-	0	↔	1
Contested Divorce	2024	-	2	-	-	2	-	-	-	-	-	-	-	4	-33%	4
	2023	2	1	-	3	-	1	-	2	-	2	-	-	6	▼	11
Domestic and Family - Level 1	2024	7	1	1	1	1	-	-	-	-	-	-	-	11	175%	11
	2023	3	-	-	1	-	-	-	-	-	3	-	-	4	▲	7
Domestic and Family - Level 2	2024	-	-	-	-	-	-	-	-	-	-	-	-	0	-100%	0
	2023	1	2	-	-	-	-	1	1	-	3	1	-	3	▼	9
Felonies and Related Matters	2024	59	31	59	59	46	-	-	-	-	-	-	-	254	8%	254
	2023	53	43	61	24	54	52	42	39	60	41	46	56	235	▲	571
General Civil - Level 1	2024	-	-	-	1	-	-	-	-	-	-	-	-	1	0%	1
	2023	-	-	-	-	1	-	1	-	-	-	-	-	1	↔	2
General Civil - Level 2	2024	3	2	2	1	6	-	-	-	-	-	-	-	14	40%	14
	2023	2	5	2	1	-	1	5	1	1	-	3	-	10	▲	21
General Civil - Level 3	2024	-	-	4	8	2	-	-	-	-	-	-	-	14	100%	14
	2023	1	1	1	1	3	1	5	2	-	1	1	-	7	▲	17
Miscellaneous Civil	2024	42	27	50	59	15	-	-	-	-	-	-	-	193	-16%	193
	2023	41	63	36	51	38	35	32	34	17	34	23	28	229	▼	432
Misdemeanor	2024	18	21	10	27	10	-	-	-	-	-	-	-	86	6%	86
	2023	16	17	19	18	11	13	12	21	19	17	8	9	81	▲	180
Other	2024	-	-	3	-	-	-	-	-	-	-	-	-	3	-91%	3
	2023	9	8	8	4	5	9	2	-	-	-	1	-	34	▼	46
Other Criminally Related Matters	2024	2	1	7	6	1	-	-	-	-	-	-	-	17	-15%	17
	2023	2	3	8	4	3	5	3	2	5	3	4	1	20	▼	43
Probates/Wills & Trusts - Level 1	2024	-	-	-	1	-	-	-	-	-	-	-	-	1	0%	1
	2023	-	-	1	-	-	-	-	-	-	-	-	-	1	↔	1
Probates/Wills & Trusts - Level 2	2024	-	-	1	1	-	-	-	-	-	-	-	-	2	-67%	2
	2023	1	-	1	2	2	1	-	-	-	1	1	1	6	▼	10
Protective Orders	2024	-	-	-	-	-	-	-	-	-	-	-	-	0	-100%	0
	2023	-	-	2	1	-	1	1	1	1	-	-	1	3	▼	8
Uncontested Divorce	2024	4	4	4	5	1	-	-	-	-	-	-	-	18	6%	18
	2023	2	5	1	6	3	4	1	1	4	5	-	-	17	▲	32

Dashboard		Monthly Dispositions Summary		Jan --- May Dispositions					
<p>Court: Richmond Circuit Start/End Date: Jan-23 / May-24 2023 Average Month: 1,020 Jan-May 2023: 5,380 Dispositions Trending: ⇌</p>	<p>Circuit/Court ID: 13 213760 Type of Case: Dispositions 2024 Average Month: 1,084 Jan-May 2024 : 5,420 Overall AVG. Month: 1,039</p>	 <p style="text-align: center; font-weight: bold;">Jan 23 - May 24</p>		<table border="1" style="margin: auto;"> <tr> <td style="text-align: center; font-weight: bold; font-size: 1.2em;">5,420</td> <td style="text-align: center; font-weight: bold; font-size: 1.2em;">5,380</td> </tr> <tr> <td style="text-align: center; font-size: 0.8em;">2024</td> <td style="text-align: center; font-size: 0.8em;">2023</td> </tr> </table>		5,420	5,380	2024	2023
5,420	5,380								
2024	2023								

Dispositions by Division																
Divisions		Jan	Feb	Mar	Apr	May	Jun	Jul	Aug	Sep	Oct	Nov	Dec	Thru May	% Change	Total
Total	2024	1,126	1,043	1,036	1,474	741	-	-	-	-	-	-	-	5,420	1%	5,420
	2023	1,030	1,053	1,230	925	1,142	1,208	967	1,017	906	1,017	912	835	5,380	▲	12,242
Civil	2024	195	278	228	426	151	-	-	-	-	-	-	-	1,278	43%	1,278
	2023	186	158	234	126	190	194	157	162	151	172	208	123	894	▲	2,061
Criminal	2024	361	313	303	395	249	-	-	-	-	-	-	-	1,621	-16%	1,621
	2023	423	368	428	393	321	380	336	371	344	319	259	321	1,933	▼	4,263
Concealed Handgun Permits	2024	170	83	116	161	72	-	-	-	-	-	-	-	602	-15%	602
	2023	65	164	174	118	184	260	87	103	92	128	94	81	705	▼	1,550
Miscellaneous/ Other	2024	399	369	387	490	266	-	-	-	-	-	-	-	1,911	4%	1,911
	2023	353	360	390	287	446	373	387	379	316	396	350	309	1,836	▲	4,346
Others	2024	1	-	2	2	3	-	-	-	-	-	-	-	8	-33%	8
	2023	3	3	4	1	1	1	-	2	3	2	1	1	12	▼	22

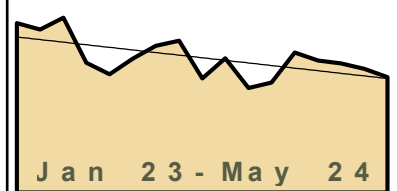
Dispositions by Case Category																
Case Categories		Jan	Feb	Mar	Apr	May	Jun	Jul	Aug	Sep	Oct	Nov	Dec	Thru May	% Change	Total
Administrative Law	2024	3	5	4	29	1	-	-	-	-	-	-	-	42	425%	42
	2023	-	2	3	-	3	4	3	1	-	6	5	1	8	▲	28
Capital Murder	2024	-	-	1	-	-	-	-	-	-	-	-	-	1	1	1
	2023	-	-	-	-	-	-	-	-	2	-	-	-	0	↔	2
Contested Divorce	2024	10	15	16	33	8	-	-	-	-	-	-	-	82	58%	82
	2023	13	7	13	5	14	13	14	10	7	10	7	5	52	▲	118
Domestic and Family - Level 1	2024	9	12	16	33	3	-	-	-	-	-	-	-	73	35%	73
	2023	4	10	16	12	12	15	10	11	20	14	9	4	54	▲	137
Domestic and Family - Level 2	2024	17	14	12	22	8	-	-	-	-	-	-	-	73	6%	73
	2023	17	11	16	10	15	20	6	20	16	5	14	12	69	▲	162
Felonies and Related Matters	2024	268	249	224	315	187	-	-	-	-	-	-	-	1,243	-21%	1,243
	2023	367	304	332	323	245	309	264	281	251	249	206	257	1,571	▼	3,388
General Civil	2024	-	-	-	2	-	-	-	-	-	-	-	-	2	2	2
	2023	-	-	-	-	-	-	-	-	-	-	-	-	0	↔	0
General Civil - Level 1	2024	3	10	8	17	3	-	-	-	-	-	-	-	41	128%	41
	2023	6	5	4	3	-	6	4	3	1	5	7	6	18	▲	50
General Civil - Level 2	2024	106	163	123	207	79	-	-	-	-	-	-	-	678	72%	678
	2023	87	71	79	70	88	82	71	57	78	95	129	70	395	▲	977
General Civil - Level 3	2024	58	35	38	63	26	-	-	-	-	-	-	-	220	-2%	220
	2023	40	48	78	26	32	43	25	54	23	38	32	23	224	▼	462
Miscellaneous Civil	2024	327	236	289	375	174	-	-	-	-	-	-	-	1,401	2%	1,401
	2023	183	286	324	205	378	375	260	222	222	255	248	164	1,376	▲	3,122
Misdemeanor	2024	65	33	53	55	38	-	-	-	-	-	-	-	244	4%	244
	2023	32	46	63	42	52	40	41	52	64	46	37	42	235	▲	557
Other	2024	200	194	180	215	152	-	-	-	-	-	-	-	941	-14%	941
	2023	222	227	230	182	239	240	204	247	174	235	181	209	1,100	▼	2,590
Other Criminally Related Matters	2024	33	41	34	41	32	-	-	-	-	-	-	-	181	19%	181
	2023	27	26	37	34	28	38	36	44	31	29	23	22	152	▲	375
Probates/Wills & Trusts - Level 1	2024	-	-	-	2	-	-	-	-	-	-	-	-	2	2	2
	2023	-	-	-	-	-	-	-	-	1	-	-	1	0	↔	2
Probates/Wills & Trusts - Level 2	2024	1	3	8	2	2	-	-	-	-	-	-	-	16	129%	16
	2023	2	-	3	-	2	1	1	1	-	3	1	4	7	▲	18
Uncontested Divorce	2024	26	33	30	63	28	-	-	-	-	-	-	-	180	51%	180
	2023	30	10	32	13	34	22	28	14	16	27	13	15	119	▲	254

Dashboard

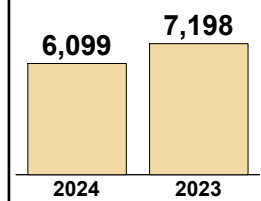
Court: Henrico Circuit
Start/End Date: Jan-23 / May-24
2023 Average Month: 1,311
Jan-May 2023: 7,198
Dispositions Trending: ▼

Circuit/Court ID: 14 214087
Type of Case: Dispositions
2024 Average Month: 1,220
Jan-May 2024 : 6,099
Overall AVG. Month: 1,284

Monthly Dispositions Summary



Jan --- May Dispositions



Dispositions by Division

Divisions		Jan	Feb	Mar	Apr	May	Jun	Jul	Aug	Sep	Oct	Nov	Dec	Thru May	% Change	Total
Total	2024	1,334	1,259	1,230	1,177	1,099	-	-	-	-	-	-	-	6,099	-15%	6,099
	2023	1,615	1,554	1,667	1,236	1,126	1,277	1,398	1,445	1,086	1,280	995	1,049	7,198	▼	15,728
Civil	2024	239	205	195	180	166	-	-	-	-	-	-	-	985	-22%	985
	2023	372	390	172	148	174	249	165	187	148	173	140	131	1,256	▼	2,449
Criminal	2024	503	477	506	520	458	-	-	-	-	-	-	-	2,464	-5%	2,464
	2023	527	508	642	498	430	474	513	566	472	435	405	503	2,605	▼	5,973
Concealed Handgun Permits	2024	373	303	335	294	244	-	-	-	-	-	-	-	1,549	-12%	1,549
	2023	385	340	433	300	296	277	260	271	241	325	282	235	1,754	▼	3,645
Miscellaneous/ Other	2024	217	270	190	177	228	-	-	-	-	-	-	-	1,082	-31%	1,082
	2023	327	315	418	289	219	272	459	418	223	344	166	178	1,568	▼	3,628
Others	2024	2	4	4	6	3	-	-	-	-	-	-	-	19	27%	19
	2023	4	1	2	1	7	5	1	3	2	3	2	2	15	▲	33

Dispositions by Case Category


Case Categories		Jan	Feb	Mar	Apr	May	Jun	Jul	Aug	Sep	Oct	Nov	Dec	Thru May	% Change	Total
Administrative Law	2024	-	5	3	-	-	-	-	-	-	-	-	-	8	-27%	8
	2023	3	6	1	1	-	5	2	-	1	1	1	-	11	▼	21
Capital Murder	2024	-	-	-	-	4	-	-	-	-	-	-	-	4	4%	4
	2023	-	-	-	-	-	-	-	-	-	-	-	-	0	↔	0
Contested Divorce	2024	37	26	25	18	20	-	-	-	-	-	-	-	126	-23%	126
	2023	42	52	26	20	23	31	26	30	18	20	14	19	163	▼	321
Domestic and Family - Level 1	2024	11	15	11	18	13	-	-	-	-	-	-	-	68	-20%	68
	2023	14	17	12	10	32	13	12	17	15	11	4	13	85	▼	170
Domestic and Family - Level 2	2024	7	1	8	5	3	-	-	-	-	-	-	-	24	-45%	24
	2023	14	14	5	5	6	5	2	3	3	9	1	2	44	▼	69
Felonies and Related Matters	2024	322	332	328	349	279	-	-	-	-	-	-	-	1,610	-7%	1,610
	2023	340	348	430	354	267	322	320	366	299	287	250	357	1,739	▼	3,940
General Civil	2024	-	-	-	-	-	-	-	-	-	-	-	-	0	0%	0
	2023	-	-	-	-	-	-	-	-	-	-	1	-	0	↔	1
General Civil - Level 1	2024	1	5	5	3	1	-	-	-	-	-	-	-	15	-46%	15
	2023	12	7	2	3	4	3	4	5	2	2	3	5	28	▼	52
General Civil - Level 2	2024	96	71	73	71	59	-	-	-	-	-	-	-	370	-20%	370
	2023	145	157	62	45	54	91	59	62	49	52	55	33	463	▼	864
General Civil - Level 3	2024	21	16	31	20	17	-	-	-	-	-	-	-	105	-26%	105
	2023	48	34	23	21	16	28	21	11	16	31	15	9	142	▼	273
Miscellaneous Civil	2024	569	556	505	452	460	-	-	-	-	-	-	-	2,542	-20%	2,542
	2023	654	606	825	580	500	533	697	676	455	659	422	409	3,165	▼	7,016
Misdemeanor	2024	143	124	140	127	124	-	-	-	-	-	-	-	658	-3%	658
	2023	153	128	158	118	119	117	152	150	127	112	120	116	676	▼	1,570
Other	2024	8	9	7	13	10	-	-	-	-	-	-	-	47	-30%	47
	2023	23	18	9	4	13	9	3	4	7	4	25	5	67	▼	124
Other Criminally Related Matters	2024	45	31	46	44	52	-	-	-	-	-	-	-	218	4%	218
	2023	43	34	58	28	46	36	43	55	47	36	43	30	209	▲	499
Probates/Wills & Trusts - Level 1	2024	2	1	3	1	3	-	-	-	-	-	-	-	10	150%	10
	2023	2	-	1	-	1	1	-	1	-	-	1	1	4	▲	8
Probates/Wills & Trusts - Level 2	2024	5	7	4	5	2	-	-	-	-	-	-	-	23	-50%	23
	2023	16	15	8	5	2	13	8	14	6	6	7	3	46	▼	103
Protective Orders	2024	-	-	1	-	-	-	-	-	-	-	-	-	1	1%	1
	2023	-	-	-	-	-	-	-	-	-	1	-	-	0	↔	1
Uncontested Divorce	2024	67	60	40	51	52	-	-	-	-	-	-	-	270	-24%	270
	2023	106	118	47	42	43	70	49	51	41	49	33	47	356	▼	696

This report reflects data in the case management system. Numbers will update accordingly as reports are refreshed and posted.

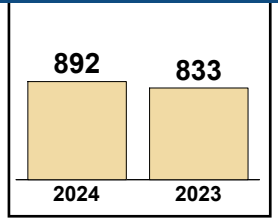
Dashboard

Court: Caroline Circuit **Circuit/Court ID:** 15 215033
Start/End Date: Jan-23 / May-24 **Type of Case:** Dispositions
2023 Average Month: 165 **2024 Average Month:** 178
Jan-May 2023: 833 **Jan-May 2024 :** 892
Dispositions Trending: ▲ **Overall AVG. Month:** 169

Monthly Dispositions Summary



Jan --- May Dispositions



Dispositions by Division

Divisions		Jan	Feb	Mar	Apr	May	Jun	Jul	Aug	Sep	Oct	Nov	Dec	Thru May	% Change	Total
Total	2024	196	141	194	228	133	-	-	-	-	-	-	-	892	7%	892
	2023	190	164	169	179	131	122	121	193	191	189	183	143	833	▲	1,975
Civil	2024	20	12	12	22	17	-	-	-	-	-	-	-	83	14%	83
	2023	30	10	15	8	10	31	19	14	25	12	27	14	73	▲	215
Criminal	2024	84	46	72	83	44	-	-	-	-	-	-	-	329	26%	329
	2023	65	70	48	46	33	31	50	57	98	65	62	55	262	▲	680
Concealed Handgun Permits	2024	48	70	68	76	40	-	-	-	-	-	-	-	302	-12%	302
	2023	59	60	88	72	65	45	39	58	50	71	59	54	344	▼	720
Miscellaneous/ Other	2024	44	13	42	47	32	-	-	-	-	-	-	-	178	19%	178
	2023	36	24	18	48	23	15	13	64	18	41	34	20	149	▲	354
Others	2024	-	-	-	-	-	-	-	-	-	-	-	-	0	-100%	0
	2023	-	-	-	5	-	-	-	-	-	-	1	-	5	▼	6

Dispositions by Case Category

Case Categories		Jan	Feb	Mar	Apr	May	Jun	Jul	Aug	Sep	Oct	Nov	Dec	Thru May	% Change	Total
Administrative Law	2024	-	-	-	-	-	-	-	-	-	-	-	-	0	0%	0
	2023	-	-	-	-	-	-	-	-	1	-	-	-	0	↔	1
Contested Divorce	2024	2	-	-	3	-	-	-	-	-	-	-	-	5	-29%	5
	2023	2	1	4	-	-	1	1	3	1	2	4	4	7	▼	23
Domestic and Family - Level 1	2024	5	-	-	4	3	-	-	-	-	-	-	-	12	500%	12
	2023	-	1	-	-	1	6	-	3	2	1	2	3	2	▲	19
Domestic and Family - Level 2	2024	1	3	5	2	-	-	-	-	-	-	-	-	11	-39%	11
	2023	15	-	-	-	3	12	8	-	-	2	-	-	18	▼	40
Felonies and Related Matters	2024	60	24	49	43	26	-	-	-	-	-	-	-	202	35%	202
	2023	36	37	35	26	16	13	33	39	60	39	42	32	150	▲	408
General Civil - Level 1	2024	-	-	-	-	-	-	-	-	-	-	-	-	0	-100%	0
	2023	2	-	-	-	-	-	-	1	-	-	-	-	2	▼	3
General Civil - Level 2	2024	6	4	3	6	5	-	-	-	-	-	-	-	24	9%	24
	2023	5	5	8	3	1	6	5	2	3	1	10	5	22	▲	54
General Civil - Level 3	2024	1	2	4	2	3	-	-	-	-	-	-	-	12	33%	12
	2023	5	-	1	1	2	-	1	1	10	2	10	-	9	▲	33
Miscellaneous Civil	2024	69	81	83	98	50	-	-	-	-	-	-	-	381	-10%	381
	2023	79	77	103	79	87	60	52	78	68	91	84	72	425	▼	930
Misdemeanor	2024	18	19	17	31	14	-	-	-	-	-	-	-	99	18%	99
	2023	26	25	10	9	14	10	12	18	33	24	19	21	84	▲	221
Other	2024	24	1	26	25	19	-	-	-	-	-	-	-	95	40%	95
	2023	12	7	2	46	1	-	1	44	1	18	2	-	68	▲	134
Other Criminally Related Matters	2024	6	3	6	9	4	-	-	-	-	-	-	-	28	0%	28
	2023	3	8	3	11	3	8	5	-	5	2	1	2	28	↔	51
Probates/Wills & Trusts - Level 1	2024	-	-	-	-	1	-	-	-	-	-	-	-	1	0%	1
	2023	-	-	-	-	1	-	-	-	-	-	-	-	1	↔	1
Probates/Wills & Trusts - Level 2	2024	1	-	-	1	2	-	-	-	-	-	-	-	4	300%	4
	2023	1	-	-	-	-	-	-	2	1	-	1	1	1	▲	6
Uncontested Divorce	2024	3	4	1	4	6	-	-	-	-	-	-	-	18	13%	18
	2023	4	3	3	4	2	6	3	2	6	7	8	3	16	▲	51

Dashboard		Monthly Dispositions Summary		Jan --- May Dispositions	
<p>Court: Essex Circuit Start/End Date: Jan-23 / May-24 2023 Average Month: 57 Jan-May 2023: 371 Dispositions Trending: ▼</p>	<p>Circuit/Court ID: 15 215057 Type of Case: Dispositions 2024 Average Month: 61 Jan-May 2024 : 305 Overall AVG. Month: 58</p>				

Dispositions by Division																
Divisions		Jan	Feb	Mar	Apr	May	Jun	Jul	Aug	Sep	Oct	Nov	Dec	Thru May	% Change	Total
Total	2024	75	41	81	48	60	-	-	-	-	-	-	-	305	-18%	305
	2023	134	48	79	73	37	48	34	40	50	62	42	34	371	▼	681
Civil	2024	4	2	4	8	12	-	-	-	-	-	-	-	30	-33%	30
	2023	15	5	3	14	8	6	8	4	7	6	5	1	45	▼	82
Criminal	2024	28	7	37	17	23	-	-	-	-	-	-	-	112	-21%	112
	2023	81	-	25	28	7	7	6	10	10	18	6	15	141	▼	213
Concealed Handgun Permits	2024	24	17	23	13	20	-	-	-	-	-	-	-	97	-11%	97
	2023	25	22	31	23	8	23	17	13	20	26	19	11	109	▼	238
Miscellaneous/ Other	2024	19	15	17	10	5	-	-	-	-	-	-	-	66	-12%	66
	2023	13	20	20	8	14	12	3	13	13	12	12	7	75	▼	147
Others	2024	-	-	-	-	-	-	-	-	-	-	-	-	0	-100%	0
	2023	-	1	-	-	-	-	-	-	-	-	-	-	1	▼	1

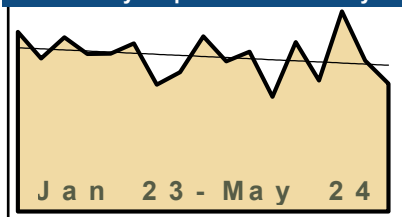
Dispositions by Case Category																
Case Categories		Jan	Feb	Mar	Apr	May	Jun	Jul	Aug	Sep	Oct	Nov	Dec	Thru May	% Change	Total
Contested Divorce	2024	-	-	1	3	1	-	-	-	-	-	-	-	5	0%	5
	2023	-	-	-	5	-	-	1	-	2	-	-	-	5	↔	8
Domestic and Family - Level 1	2024	-	-	-	1	6	-	-	-	-	-	-	-	7	0%	7
	2023	4	-	-	3	-	-	1	-	-	1	-	-	7	↔	9
Domestic and Family - Level 2	2024	-	-	-	-	-	-	-	-	-	-	-	-	0	-100%	0
	2023	-	-	-	-	1	3	-	-	1	1	-	-	1	▼	6
Felonies and Related Matters	2024	25	4	28	11	22	-	-	-	-	-	-	-	90	-3%	90
	2023	53	-	16	19	5	6	4	9	4	14	2	7	93	▼	139
General Civil - Level 1	2024	-	-	-	-	-	-	-	-	-	-	-	-	0	0	0
	2023	-	-	-	-	-	1	-	-	-	-	-	2	0	↔	3
General Civil - Level 2	2024	3	2	1	1	1	-	-	-	-	-	-	-	8	60%	8
	2023	2	1	-	1	1	-	-	-	1	-	-	1	5	▲	7
General Civil - Level 3	2024	1	-	2	1	5	-	-	-	-	-	-	-	9	-18%	9
	2023	4	1	1	1	4	1	2	-	-	2	3	-	11	▼	19
Miscellaneous Civil	2024	30	20	29	14	20	-	-	-	-	-	-	-	113	-7%	113
	2023	28	24	34	25	10	26	20	14	21	31	22	15	121	▼	270
Misdemeanor	2024	1	3	7	3	-	-	-	-	-	-	-	-	14	17%	14
	2023	4	-	3	3	2	-	1	-	2	2	4	1	12	▲	22
Other	2024	12	11	10	9	3	-	-	-	-	-	-	-	45	-30%	45
	2023	10	19	17	6	12	8	-	13	12	7	9	2	64	▼	115
Other Criminally Related Matters	2024	2	-	2	3	1	-	-	-	-	-	-	-	8	-78%	8
	2023	24	-	6	7	-	1	3	1	4	2	-	7	37	▼	55
Probates/Wills & Trusts - Level 1	2024	-	1	-	-	-	-	-	-	-	-	-	-	1	0%	1
	2023	1	-	-	-	-	-	-	-	-	-	-	-	1	↔	1
Probates/Wills & Trusts - Level 2	2024	-	-	-	-	-	-	-	-	-	-	-	-	0	-100%	0
	2023	1	-	-	-	-	-	-	1	-	-	-	-	1	▼	2
Uncontested Divorce	2024	1	-	1	2	1	-	-	-	-	-	-	-	5	-62%	5
	2023	3	3	2	3	2	2	2	2	3	2	-	1	13	▼	25

Dashboard

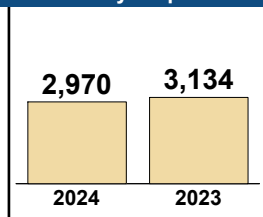
Court: Hanover Circuit
Start/End Date: Jan-23 / May-24
2023 Average Month: 590
Jan-May 2023: 3,134
Dispositions Trending: ▼

Circuit/Court ID: 15 215085
Type of Case: Dispositions
2024 Average Month: 594
Jan-May 2024 : 2,970
Overall AVG. Month: 591

Monthly Dispositions Summary



Jan --- May Dispositions



Dispositions by Division

Divisions		Jan	Feb	Mar	Apr	May	Jun	Jul	Aug	Sep	Oct	Nov	Dec	Thru May	% Change	Total
Total	2024	646	499	763	575	487	-	-	-	-	-	-	-	2,970	-5%	2,970
	2023	685	583	664	600	602	641	484	531	667	572	609	437	3,134	▼	7,075
Civil	2024	105	101	124	126	82	-	-	-	-	-	-	-	538	5%	538
	2023	105	91	107	87	122	130	109	126	113	114	133	64	512	▲	1,301
Criminal	2024	219	199	344	230	210	-	-	-	-	-	-	-	1,202	14%	1,202
	2023	214	206	240	185	207	245	211	171	239	210	211	216	1,052	▲	2,555
Concealed Handgun Permits	2024	270	147	242	128	154	-	-	-	-	-	-	-	941	-16%	941
	2023	280	201	205	248	188	184	87	149	229	162	202	116	1,122	▼	2,251
Miscellaneous/ Other	2024	52	52	52	90	41	-	-	-	-	-	-	-	287	-36%	287
	2023	86	85	112	80	84	82	77	85	85	86	63	41	447	▼	966
Others	2024	-	-	1	1	-	-	-	-	-	-	-	-	2	100%	2
	2023	-	-	-	-	1	-	-	-	-	1	-	-	1	▲	2

Dispositions by Case Category

Case Categories		Jan	Feb	Mar	Apr	May	Jun	Jul	Aug	Sep	Oct	Nov	Dec	Thru May	% Change	Total
Administrative Law	2024	2	-	1	-	-	-	-	-	-	-	-	-	3	200%	3
	2023	-	-	-	-	1	-	-	1	-	-	1	1	1	▲	4
Capital Murder	2024	1	-	-	-	-	-	-	-	-	-	-	-	1	1	1
	2023	-	-	-	-	-	-	-	-	-	-	1	-	0	↔	1
Contested Divorce	2024	10	20	21	20	18	-	-	-	-	-	-	-	89	-10%	89
	2023	16	20	21	12	30	21	16	14	20	18	16	9	99	▼	213
Domestic and Family - Level 1	2024	5	7	4	6	4	-	-	-	-	-	-	-	26	-16%	26
	2023	8	8	8	3	4	5	8	6	4	5	12	5	31	▼	76
Domestic and Family - Level 2	2024	5	5	7	5	4	-	-	-	-	-	-	-	26	53%	26
	2023	3	2	6	4	2	6	12	7	5	7	4	3	17	▲	61
Felonies and Related Matters	2024	137	89	230	119	117	-	-	-	-	-	-	-	692	14%	692
	2023	138	105	132	110	120	153	138	100	146	119	130	126	605	▲	1,517
General Civil - Level 1	2024	-	-	1	-	-	-	-	-	-	-	-	-	1	-75%	1
	2023	1	-	1	-	2	1	1	2	-	-	1	-	4	▼	9
General Civil - Level 2	2024	25	13	33	28	10	-	-	-	-	-	-	-	109	-4%	109
	2023	25	15	24	24	25	34	20	32	28	36	46	5	113	▼	314
General Civil - Level 3	2024	6	6	6	7	6	-	-	-	-	-	-	-	31	-11%	31
	2023	7	6	9	2	11	6	8	10	6	7	4	1	35	▼	77
Miscellaneous Civil	2024	320	198	288	216	191	-	-	-	-	-	-	-	1,213	-21%	1,213
	2023	362	282	310	321	269	264	161	224	312	245	263	159	1,544	▼	3,172
Misdemeanor	2024	77	98	101	102	88	-	-	-	-	-	-	-	466	13%	466
	2023	66	97	99	70	79	83	65	62	89	84	72	85	411	▲	951
Other	2024	7	5	3	6	-	-	-	-	-	-	-	-	21	-13%	21
	2023	11	2	3	2	6	3	2	2	7	8	1	4	24	▼	51
Other Criminally Related Matters	2024	4	12	13	9	5	-	-	-	-	-	-	-	43	8%	43
	2023	13	5	9	5	8	10	8	9	9	8	8	6	40	▲	98
Probates/Wills & Trusts - Level 1	2024	-	-	2	-	-	-	-	-	-	-	-	-	2	100%	2
	2023	-	-	-	1	-	1	1	1	-	-	-	2	1	▲	6
Probates/Wills & Trusts - Level 2	2024	4	2	4	1	6	-	-	-	-	-	-	-	17	42%	17
	2023	2	1	4	3	2	8	1	2	1	1	-	-	12	▲	25
Uncontested Divorce	2024	43	44	49	56	38	-	-	-	-	-	-	-	230	17%	230
	2023	33	40	38	43	43	46	43	59	40	34	50	31	197	▲	500

CPSS-CCMS-10.11 CASELOAD STATISTICS OF THE CIRCUIT COURTS

King George

January 2023 -- May 2024 Dispositions

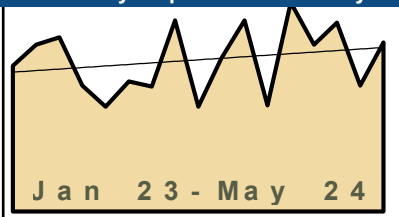
Alexandria and Fairfax Circuit are not Included in State Totals

Dashboard

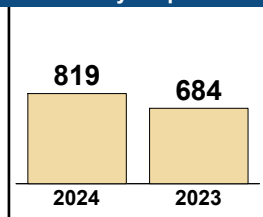
Court: King George Circuit
Start/End Date: Jan-23 / May-24
2023 Average Month: 137
Jan-May 2023: 684
Dispositions Trending: ▲

Circuit/Court ID: 15 215099
Type of Case: Dispositions
2024 Average Month: 164
Jan-May 2024 : 819
Overall AVG. Month: 145

Monthly Dispositions Summary



Jan --- May Dispositions



Dispositions by Division

Divisions		Jan	Feb	Mar	Apr	May	Jun	Jul	Aug	Sep	Oct	Nov	Dec	Thru May	% Change	Total
Total	2024	199	159	180	120	161	-	-	-	-	-	-	-	819	20%	819
	2023	139	159	166	120	100	124	119	182	100	146	182	101	684	▲	1,638
Civil	2024	14	5	15	22	15	-	-	-	-	-	-	-	71	-1%	71
	2023	9	20	14	18	11	8	15	37	9	20	13	15	72	▼	189
Criminal	2024	88	84	80	27	72	-	-	-	-	-	-	-	351	76%	351
	2023	40	63	51	25	20	45	41	38	30	57	84	39	199	▲	533
Concealed Handgun Permits	2024	77	51	66	49	55	-	-	-	-	-	-	-	298	-4%	298
	2023	65	57	80	59	51	56	48	74	46	55	67	29	312	▼	687
Miscellaneous/ Other	2024	20	19	19	22	19	-	-	-	-	-	-	-	99	-2%	99
	2023	25	19	21	18	18	15	15	33	15	14	18	18	101	▼	229

Dispositions by Case Category

Case Categories		Jan	Feb	Mar	Apr	May	Jun	Jul	Aug	Sep	Oct	Nov	Dec	Thru May	% Change	Total
Administrative Law	2024	-	-	-	-	-	-	-	-	-	-	-	-	0	-100%	0
	2023	-	1	-	-	-	-	-	1	-	-	-	-	1	▼	2
Capital Murder	2024	-	-	-	-	-	-	-	-	-	-	-	-	0	-100%	0
	2023	-	-	-	-	1	-	-	-	-	-	-	-	1	▼	1
Contested Divorce	2024	3	-	-	4	-	-	-	-	-	-	-	-	7	-36%	7
	2023	3	1	2	4	1	-	2	5	1	-	-	2	11	▼	21
Domestic and Family - Level 1	2024	2	-	2	1	5	-	-	-	-	-	-	-	10	100%	10
	2023	-	-	2	3	-	2	6	4	-	6	-	3	5	▲	26
Domestic and Family - Level 2	2024	1	-	2	2	-	-	-	-	-	-	-	-	5	400%	5
	2023	1	-	-	-	-	1	-	3	-	1	-	-	1	▲	6
Felonies and Related Matters	2024	57	43	49	18	57	-	-	-	-	-	-	-	224	104%	224
	2023	27	32	27	13	11	22	24	30	24	47	58	20	110	▲	335
General Civil - Level 1	2024	-	-	1	-	-	-	-	-	-	-	-	-	1	0%	1
	2023	-	-	-	-	1	-	-	3	1	-	1	-	1	↔	6
General Civil - Level 2	2024	3	1	4	2	2	-	-	-	-	-	-	-	12	0%	12
	2023	2	2	2	4	2	2	1	5	1	6	2	2	12	↔	31
General Civil - Level 3	2024	1	-	3	4	2	-	-	-	-	-	-	-	10	-60%	10
	2023	1	13	3	4	4	1	2	1	3	-	3	3	25	▼	38
Miscellaneous Civil	2024	88	60	79	58	69	-	-	-	-	-	-	-	354	-6%	354
	2023	81	70	92	71	63	67	58	100	57	65	75	40	377	▼	839
Misdemeanor	2024	29	40	28	8	14	-	-	-	-	-	-	-	119	57%	119
	2023	12	27	21	9	7	21	12	6	3	10	25	17	76	▲	170
Other	2024	7	10	6	13	5	-	-	-	-	-	-	-	41	24%	41
	2023	8	5	9	5	6	4	5	5	4	4	9	6	33	▲	70
Other Criminally Related Matters	2024	2	1	3	1	1	-	-	-	-	-	-	-	8	-33%	8
	2023	1	4	3	3	1	2	5	3	3	1	3	2	12	▼	31
Probates/Wills & Trusts - Level 1	2024	-	-	-	-	-	-	-	-	-	-	-	-	0	0	0
	2023	-	-	-	-	-	-	-	1	-	-	-	1	0	↔	2
Probates/Wills & Trusts - Level 2	2024	-	-	-	-	-	-	-	-	-	-	-	-	0	-100%	0
	2023	-	-	-	-	1	2	-	2	-	-	1	1	1	▼	7
Protective Orders	2024	2	-	-	2	1	-	-	-	-	-	-	-	5	5	5
	2023	-	-	-	-	-	-	-	-	-	1	-	1	0	↔	2
Uncontested Divorce	2024	4	4	3	7	5	-	-	-	-	-	-	-	23	28%	23
	2023	3	4	5	4	2	-	4	13	3	5	5	3	18	▲	51

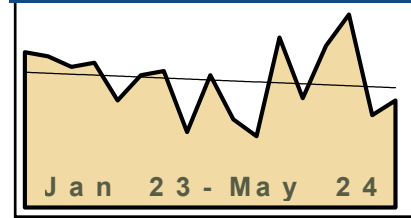
This report reflects data in the case management system. Numbers will update accordingly as reports are refreshed and posted.

Dashboard

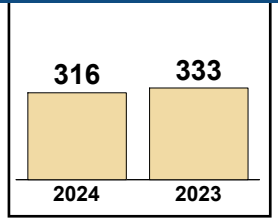
Court: Lancaster Circuit
Start/End Date: Jan-23 / May-24
2023 Average Month: 60
Jan-May 2023: 333
Dispositions Trending: ▼

Circuit/Court ID: 15 215103
Type of Case: Dispositions
2024 Average Month: 63
Jan-May 2024 : 316
Overall AVG. Month: 61

Monthly Dispositions Summary



Jan --- May Dispositions



Dispositions by Division

Divisions		Jan	Feb	Mar	Apr	May	Jun	Jul	Aug	Sep	Oct	Nov	Dec	Thru May	% Change	Total
Total	2024	52	77	92	44	51	-	-	-	-	-	-	-	316	-5%	316
	2023	74	72	67	69	51	63	65	36	63	42	34	81	333	▼	717
Civil	2024	6	-	5	6	5	-	-	-	-	-	-	-	22	-54%	22
	2023	8	6	10	12	12	13	6	4	8	3	2	5	48	▼	89
Criminal	2024	8	54	58	11	18	-	-	-	-	-	-	-	149	57%	149
	2023	26	27	15	13	14	22	25	14	17	18	13	42	95	▲	246
Concealed Handgun Permits	2024	22	16	23	21	19	-	-	-	-	-	-	-	101	-24%	101
	2023	29	30	28	34	12	20	23	7	28	13	13	28	133	▼	265
Miscellaneous/ Other	2024	16	7	6	6	9	-	-	-	-	-	-	-	44	-21%	44
	2023	11	8	14	10	13	8	11	11	10	8	6	6	56	▼	116
Others	2024	-	-	-	-	-	-	-	-	-	-	-	-	0	-100%	0
	2023	-	1	-	-	-	-	-	-	-	-	-	-	1	▼	1


Dispositions by Case Category

Case Categories		Jan	Feb	Mar	Apr	May	Jun	Jul	Aug	Sep	Oct	Nov	Dec	Thru May	% Change	Total
Capital Murder	2024	-	-	-	-	-	-	-	-	-	-	-	-	0	0	0
	2023	-	-	-	-	-	-	-	-	-	-	2	-	0	↔	2
Contested Divorce	2024	-	-	1	-	1	-	-	-	-	-	-	-	2	0%	2
	2023	1	1	-	-	-	1	-	1	3	1	-	1	2	↔	9
Domestic and Family - Level 1	2024	3	-	2	-	-	-	-	-	-	-	-	-	5	-17%	5
	2023	1	-	4	-	1	-	-	-	1	-	1	-	6	▼	8
Domestic and Family - Level 2	2024	-	-	1	-	-	-	-	-	-	-	-	-	1	-67%	1
	2023	1	-	1	1	-	1	-	-	-	-	-	-	3	▼	4
Felonies and Related Matters	2024	7	41	33	7	14	-	-	-	-	-	-	-	102	34%	102
	2023	20	21	12	10	13	2	18	4	7	10	5	30	76	▲	152
General Civil - Level 1	2024	-	-	-	-	-	-	-	-	-	-	-	-	0	-100%	0
	2023	-	-	1	-	-	1	-	-	1	-	-	-	1	▼	3
General Civil - Level 2	2024	3	-	2	2	3	-	-	-	-	-	-	-	10	-9%	10
	2023	3	2	3	3	-	1	-	2	3	-	1	2	11	▼	20
General Civil - Level 3	2024	2	1	-	2	1	-	-	-	-	-	-	-	6	-67%	6
	2023	1	2	-	4	11	4	5	-	1	2	-	1	18	▼	31
Miscellaneous Civil	2024	28	21	27	26	27	-	-	-	-	-	-	-	129	-24%	129
	2023	35	36	36	41	21	28	28	18	35	19	17	30	169	▼	344
Misdemeanor	2024	-	12	24	4	4	-	-	-	-	-	-	-	44	214%	44
	2023	5	6	1	2	-	18	4	9	10	6	5	9	14	▲	75
Other	2024	7	1	-	1	1	-	-	-	-	-	-	-	10	-41%	10
	2023	5	2	5	1	4	2	5	-	2	2	1	4	17	▼	33
Other Criminally Related Matters	2024	1	1	1	-	-	-	-	-	-	-	-	-	3	-50%	3
	2023	1	1	2	1	1	2	3	1	-	2	1	4	6	▼	19
Probates/Wills & Trusts - Level 2	2024	-	-	-	-	-	-	-	-	-	-	-	-	0	-100%	0
	2023	1	1	-	1	-	-	1	-	-	-	1	-	3	▼	5
Uncontested Divorce	2024	1	-	1	2	-	-	-	-	-	-	-	-	4	-43%	4
	2023	-	-	2	5	-	3	1	1	-	-	-	-	7	▼	12

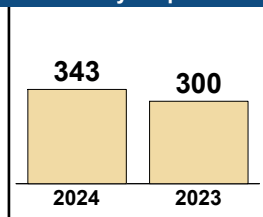
Dashboard

Court: Northumberland Circuit **Circuit/Court ID:** 15 215133
Start/End Date: Jan-23 / May-24 **Type of Case:** Dispositions
2023 Average Month: 57 **2024 Average Month:** 69
Jan-May 2023: 300 **Jan-May 2024 :** 343
Dispositions Trending: ▲ **Overall AVG. Month:** 61

Monthly Dispositions Summary



Jan --- May Dispositions



Dispositions by Division

Divisions		Jan	Feb	Mar	Apr	May	Jun	Jul	Aug	Sep	Oct	Nov	Dec	Thru May	% Change	Total
Total	2024	57	46	68	105	67	-	-	-	-	-	-	-	343	14%	343
	2023	68	58	71	43	60	51	60	57	49	73	60	36	300	▲	686
Civil	2024	7	7	11	13	12	-	-	-	-	-	-	-	50	6%	50
	2023	6	10	6	15	10	7	3	14	13	13	10	1	47	▲	108
Criminal	2024	23	9	12	32	15	-	-	-	-	-	-	-	91	-4%	91
	2023	22	26	16	7	24	18	17	22	12	29	16	18	95	▼	227
Concealed Handgun Permits	2024	23	27	36	18	33	-	-	-	-	-	-	-	137	-3%	137
	2023	38	21	44	17	21	22	32	19	18	26	28	14	141	▼	300
Miscellaneous/ Other	2024	3	3	9	42	7	-	-	-	-	-	-	-	64	276%	64
	2023	2	1	5	4	5	4	8	2	6	5	5	3	17	▲	50
Others	2024	1	-	-	-	-	-	-	-	-	-	-	-	1	1	1
	2023	-	-	-	-	-	-	-	-	-	-	1	-	0	↔	1

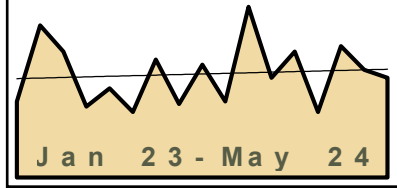
Dispositions by Case Category

Case Categories		Jan	Feb	Mar	Apr	May	Jun	Jul	Aug	Sep	Oct	Nov	Dec	Thru May	% Change	Total
Administrative Law	2024	-	-	-	-	-	-	-	-	-	-	-	-	0	0	0
	2023	-	-	-	-	-	-	-	-	-	1	-	-	0	↔	1
Capital Murder	2024	-	-	-	-	-	-	-	-	-	-	-	-	0	0	0
	2023	-	-	-	-	-	-	-	-	-	1	-	-	0	↔	1
Contested Divorce	2024	-	-	-	1	1	-	-	-	-	-	-	-	2	-50%	2
	2023	1	1	-	-	2	-	1	-	2	2	-	-	4	▼	9
Domestic and Family - Level 1	2024	-	-	-	-	-	-	-	-	-	-	-	-	0	-100%	0
	2023	2	-	1	-	4	1	1	1	6	2	-	-	7	▼	18
Domestic and Family - Level 2	2024	-	-	-	-	-	-	-	-	-	-	-	-	0	-100%	0
	2023	-	-	-	1	-	-	-	-	-	-	-	-	1	▼	1
Felonies and Related Matters	2024	23	7	10	29	11	-	-	-	-	-	-	-	80	13%	80
	2023	16	21	13	2	19	15	10	7	6	25	13	17	71	▲	164
General Civil	2024	-	-	-	17	-	-	-	-	-	-	-	-	17	17	17
	2023	-	-	-	-	-	-	-	-	-	-	-	-	0	↔	0
General Civil - Level 1	2024	-	-	-	2	-	-	-	-	-	-	-	-	2	2	2
	2023	-	-	-	-	-	-	-	-	-	-	2	-	0	↔	2
General Civil - Level 2	2024	1	2	3	5	3	-	-	-	-	-	-	-	14	40%	14
	2023	-	2	2	4	2	1	-	1	-	2	-	1	10	▲	15
General Civil - Level 3	2024	4	-	2	8	1	-	-	-	-	-	-	-	15	0%	15
	2023	1	6	2	3	3	3	-	5	-	3	4	-	15	↔	30
Miscellaneous Civil	2024	25	30	49	37	39	-	-	-	-	-	-	-	180	15%	180
	2023	40	22	49	21	25	27	40	25	24	31	32	16	157	▲	352
Misdemeanor	2024	-	1	-	1	3	-	-	-	-	-	-	-	5	-69%	5
	2023	5	4	1	3	3	2	6	12	4	3	1	1	16	▼	45
Other	2024	2	1	-	1	3	-	-	-	-	-	-	-	7	600%	7
	2023	-	-	-	1	-	-	-	-	-	-	3	-	1	▲	4
Other Criminally Related Matters	2024	-	1	2	2	2	-	-	-	-	-	-	-	7	-13%	7
	2023	1	1	2	2	2	1	1	3	3	-	2	-	8	▼	18
Probates/Wills & Trusts - Level 1	2024	-	-	1	-	-	-	-	-	-	-	-	-	1	1	1
	2023	-	-	-	-	-	-	-	-	-	-	-	-	0	↔	0
Probates/Wills & Trusts - Level 2	2024	1	1	-	2	-	-	-	-	-	-	-	-	4	300%	4
	2023	-	-	-	1	-	-	-	-	-	-	-	-	1	▲	1
Uncontested Divorce	2024	1	3	1	-	4	-	-	-	-	-	-	-	9	0%	9
	2023	2	1	1	5	-	1	1	3	4	3	3	1	9	↔	25

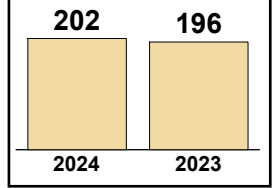
Dashboard

Court: Richmond County Circuit **Circuit/Court ID:** 15 215159
Start/End Date: Jan-23 / May-24 **Type of Case:** Dispositions
2023 Average Month: 39 **2024 Average Month:**40
Jan-May 2023: 196 **Jan-May 2024 :** 202
Dispositions Trending: ▲ **Overall AVG. Month:** 39

Monthly Dispositions Summary



Jan --- May Dispositions



Dispositions by Division

Divisions		Jan	Feb	Mar	Apr	May	Jun	Jul	Aug	Sep	Oct	Nov	Dec	Thru May	% Change	Total
Total	2024	48	25	50	41	38	-	-	-	-	-	-	-	202	3%	202
	2023	29	58	48	27	34	25	45	28	43	29	65	38	196	▲	469
Civil	2024	1	2	2	4	-	-	-	-	-	-	-	-	9	-47%	9
	2023	2	4	4	5	2	2	10	3	2	3	4	9	17	▼	50
Criminal	2024	33	1	20	16	11	-	-	-	-	-	-	-	81	23%	81
	2023	10	17	22	3	14	7	16	14	27	6	43	20	66	▲	199
Concealed Handgun Permits	2024	10	18	25	18	26	-	-	-	-	-	-	-	97	-2%	97
	2023	16	32	19	16	16	13	13	8	13	12	7	8	99	▼	173
Miscellaneous/ Other	2024	4	4	3	3	1	-	-	-	-	-	-	-	15	7%	15
	2023	1	5	3	3	2	3	6	3	1	8	11	1	14	▲	47

Dispositions by Case Category

Case Categories		Jan	Feb	Mar	Apr	May	Jun	Jul	Aug	Sep	Oct	Nov	Dec	Thru May	% Change	Total
Administrative Law	2024	-	-	-	-	-	-	-	-	-	-	-	1	0	0	0
	2023	-	-	-	-	-	-	-	-	-	-	-	-	0	↔	1
Contested Divorce	2024	-	-	-	-	-	-	-	-	-	-	-	1	0	-100%	0
	2023	-	-	1	-	-	-	-	1	-	-	-	-	1	▼	3
Domestic and Family - Level 1	2024	-	-	-	-	-	-	-	-	-	-	-	1	0	-100%	0
	2023	-	2	-	-	-	-	-	1	-	1	1	1	2	▼	6
Domestic and Family - Level 2	2024	1	-	-	-	-	-	-	-	-	-	-	-	1	1	1
	2023	-	-	-	-	-	-	-	-	-	-	-	-	0	↔	0
Felonies and Related Matters	2024	26	1	14	10	10	-	-	-	-	-	-	-	61	42%	61
	2023	4	12	16	2	9	3	8	10	15	2	33	12	43	▲	126
General Civil - Level 1	2024	-	-	-	-	-	-	-	-	-	-	-	-	0	0	0
	2023	-	-	-	-	-	-	1	-	-	-	-	-	0	↔	1
General Civil - Level 2	2024	-	-	1	-	-	-	-	-	-	-	-	-	1	0%	1
	2023	-	-	1	-	-	1	3	-	1	2	-	1	1	↔	9
General Civil - Level 3	2024	-	-	-	1	-	-	-	-	-	-	-	-	1	-50%	1
	2023	-	1	-	-	1	-	1	1	-	-	-	-	2	▼	4
Miscellaneous Civil	2024	12	22	28	21	27	-	-	-	-	-	-	-	110	0%	110
	2023	17	35	22	18	18	15	16	11	14	18	13	9	110	↔	206
Misdemeanor	2024	7	-	4	6	-	-	-	-	-	-	-	-	17	0%	17
	2023	5	3	4	-	5	3	6	2	12	1	7	6	17	↔	54
Other	2024	2	-	-	-	-	-	-	-	-	-	-	-	2	-50%	2
	2023	-	2	-	2	-	1	2	-	-	1	5	1	4	▼	14
Other Criminally Related Matters	2024	-	-	2	-	1	-	-	-	-	-	-	-	3	-57%	3
	2023	2	2	2	1	-	1	2	2	-	3	3	2	7	▼	20
Probates/Wills & Trusts - Level 1	2024	-	-	-	-	-	-	-	-	-	-	-	-	0	0	0
	2023	-	-	-	-	-	-	-	-	-	-	-	1	0	↔	1
Probates/Wills & Trusts - Level 2	2024	-	-	-	-	-	-	-	-	-	-	-	-	0	-100%	0
	2023	-	1	-	-	-	-	-	-	-	-	-	1	1	▼	2
Uncontested Divorce	2024	-	2	1	3	-	-	-	-	-	-	-	-	6	-25%	6
	2023	1	-	2	4	1	1	6	-	1	1	1	4	8	▼	22

CPSS-CCMS-10.11 CASELOAD STATISTICS OF THE CIRCUIT COURTS

Spotsylvania

January 2023 -- May 2024 Dispositions

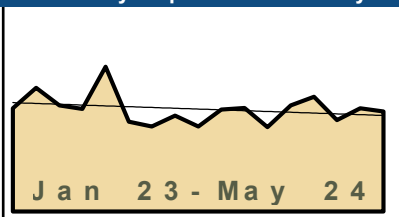
Alexandria and Fairfax Circuit are not Included in State Totals

Dashboard

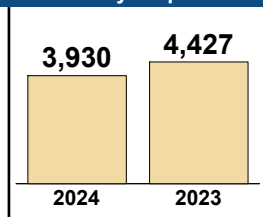
Court: Spotsylvania Circuit
Start/End Date: Jan-23 / May-24
2023 Average Month: 779
Jan-May 2023: 4,427
Dispositions Trending: ▼

Circuit/Court ID: 15 215177
Type of Case: Dispositions
2024 Average Month: 786
Jan-May 2024 : 3,930
Overall AVG. Month: 781

Monthly Dispositions Summary



Jan --- May Dispositions



Dispositions by Division

Divisions	Year	Jan	Feb	Mar	Apr	May	Jun	Jul	Aug	Sep	Oct	Nov	Dec	Thru May	% Change	Total
Total	2024	810	875	697	786	762	-	-	-	-	-	-	-	3,930	-11%	3,930
	2023	788	943	809	783	1,104	684	647	731	648	777	789	642	4,427	▼	9,345
Civil	2024	80	92	51	80	62	-	-	-	-	-	-	-	365	-33%	365
	2023	101	74	60	81	232	114	79	73	73	69	96	79	548	▼	1,131
Criminal	2024	276	354	327	337	332	-	-	-	-	-	-	-	1,626	18%	1,626
	2023	216	232	288	290	356	274	221	333	268	306	302	323	1,382	▲	3,409
Concealed Handgun Permits	2024	326	320	225	244	250	-	-	-	-	-	-	-	1,365	-26%	1,365
	2023	348	532	324	315	329	199	254	193	190	297	294	155	1,848	▼	3,430
Miscellaneous/ Other	2024	127	108	93	125	118	-	-	-	-	-	-	-	571	-12%	571
	2023	123	105	135	97	186	97	93	132	117	104	97	85	646	▼	1,371
Others	2024	1	1	1	-	-	-	-	-	-	-	-	-	3	0%	3
	2023	-	-	2	-	1	-	-	-	-	1	-	-	3	↔	4

Dispositions by Case Category

Case Categories	Year	Jan	Feb	Mar	Apr	May	Jun	Jul	Aug	Sep	Oct	Nov	Dec	Thru May	% Change	Total
Administrative Law	2024	2	3	-	-	-	-	-	-	-	-	-	-	5	25%	5
	2023	1	-	-	-	3	1	1	1	1	-	-	-	4	▲	8
Capital Murder	2024	-	-	-	-	1	-	-	-	-	-	-	-	1	1	1
	2023	-	-	-	-	-	-	-	-	-	-	1	-	0	↔	1
Contested Divorce	2024	14	12	8	7	9	-	-	-	-	-	-	-	50	-24%	50
	2023	8	10	7	6	35	19	13	12	3	6	8	7	66	▼	134
Domestic and Family - Level 1	2024	10	23	11	9	2	-	-	-	-	-	-	-	55	-51%	55
	2023	33	2	18	46	13	41	16	19	27	13	29	35	112	▼	292
Domestic and Family - Level 2	2024	5	6	3	4	7	-	-	-	-	-	-	-	25	-7%	25
	2023	13	1	4	1	8	7	2	5	2	2	1	8	27	▼	54
Felonies and Related Matters	2024	202	261	208	221	223	-	-	-	-	-	-	-	1,115	15%	1,115
	2023	156	163	195	217	237	180	167	243	172	202	220	212	968	▲	2,364
General Civil - Level 1	2024	-	1	-	-	2	-	-	-	-	-	-	-	3	0%	3
	2023	-	2	-	-	1	-	-	2	-	-	1	-	3	↔	6
General Civil - Level 2	2024	16	19	9	27	26	-	-	-	-	-	-	-	97	-13%	97
	2023	12	17	12	10	61	16	14	10	18	17	19	8	112	▼	214
General Civil - Level 3	2024	11	6	4	8	3	-	-	-	-	-	-	-	32	-44%	32
	2023	7	13	6	5	26	4	9	3	4	14	10	6	57	▼	107
Miscellaneous Civil	2024	387	384	287	321	320	-	-	-	-	-	-	-	1,699	-22%	1,699
	2023	405	580	391	369	426	250	307	253	256	347	340	203	2,171	▼	4,127
Misdemeanor	2024	67	76	99	101	97	-	-	-	-	-	-	-	440	33%	440
	2023	47	60	69	61	93	77	42	80	76	85	72	102	330	▲	864
Other	2024	65	43	31	49	42	-	-	-	-	-	-	-	230	-26%	230
	2023	65	57	68	40	80	46	37	70	49	55	49	38	310	▼	654
Other Criminally Related Matters	2024	7	17	20	15	11	-	-	-	-	-	-	-	70	-19%	70
	2023	13	10	24	12	27	17	12	11	20	19	9	9	86	▼	183
Probates/Wills & Trusts - Level 1	2024	-	-	-	-	-	-	-	-	-	-	-	-	0	-100%	0
	2023	-	1	-	-	1	-	1	-	-	-	-	-	2	▼	3
Probates/Wills & Trusts - Level 2	2024	4	4	3	1	1	-	-	-	-	-	-	-	13	-41%	13
	2023	2	1	4	3	12	6	3	2	4	6	4	2	22	▼	49
Uncontested Divorce	2024	20	20	14	23	18	-	-	-	-	-	-	-	95	-39%	95
	2023	26	26	11	13	81	20	23	20	16	11	26	12	157	▼	285

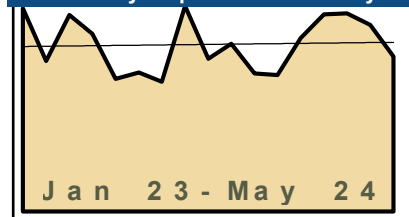
This report reflects data in the case management system. Numbers will update accordingly as reports are refreshed and posted.

Dashboard

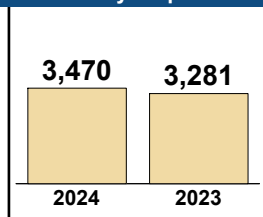
Court: Stafford Circuit
Start/End Date: Jan-23 / May-24
2023 Average Month: 613
Jan-May 2023: 3,281
Dispositions Trending: ▲

Circuit/Court ID: 15 215179
Type of Case: Dispositions
2024 Average Month:694
Jan-May 2024 : 3,470
Overall AVG. Month: 637

Monthly Dispositions Summary



Jan --- May Dispositions



Dispositions by Division

Divisions		Jan	Feb	Mar	Apr	May	Jun	Jul	Aug	Sep	Oct	Nov	Dec	Thru May	% Change	Total
Total	2024	661	752	755	711	591	-	-	-	-	-	-	-	3,470	6%	3,470
	2023	775	574	749	677	506	530	495	783	582	640	526	520	3,281	▲	7,357
Civil	2024	41	29	56	42	48	-	-	-	-	-	-	-	216	-11%	216
	2023	48	38	38	78	42	38	33	53	43	50	36	47	244	▼	544
Criminal	2024	300	313	400	329	277	-	-	-	-	-	-	-	1,619	22%	1,619
	2023	318	245	291	286	182	281	267	314	311	270	220	227	1,322	▲	3,212
Concealed Handgun Permits	2024	238	348	253	287	195	-	-	-	-	-	-	-	1,321	-9%	1,321
	2023	351	252	366	248	236	153	136	356	169	277	220	197	1,453	▼	2,961
Miscellaneous/ Other	2024	82	62	46	53	71	-	-	-	-	-	-	-	314	20%	314
	2023	58	39	54	65	46	58	59	60	59	43	50	49	262	▲	640

Dispositions by Case Category

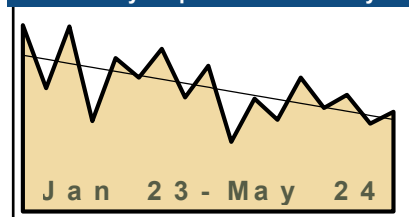
Case Categories		Jan	Feb	Mar	Apr	May	Jun	Jul	Aug	Sep	Oct	Nov	Dec	Thru May	% Change	Total
Administrative Law	2024	2	-	1	-	-	-	-	-	-	-	-	-	3	0%	3
	2023	2	-	-	1	-	-	-	-	-	1	1	-	3	↔	5
Capital Murder	2024	1	1	-	-	-	-	-	-	-	-	-	-	2	100%	2
	2023	-	1	-	-	-	-	-	-	-	-	-	-	1	▲	1
Contested Divorce	2024	4	1	10	4	6	-	-	-	-	-	-	-	25	-36%	25
	2023	7	5	4	15	8	5	8	11	7	9	7	9	39	▼	95
Domestic and Family - Level 1	2024	2	4	5	-	-	-	-	-	-	-	-	-	11	-56%	11
	2023	6	4	3	3	9	2	8	7	8	5	4	2	25	▼	61
Domestic and Family - Level 2	2024	12	3	6	4	4	-	-	-	-	-	-	-	29	4%	29
	2023	6	8	2	7	5	2	7	2	5	2	2	7	28	▲	55
Felonies and Related Matters	2024	196	205	256	225	196	-	-	-	-	-	-	-	1,078	20%	1,078
	2023	203	170	193	210	122	179	183	207	196	193	154	143	898	▲	2,153
General Civil - Level 1	2024	1	-	-	-	-	-	-	-	-	-	-	-	1	-50%	1
	2023	-	-	-	1	1	-	-	2	-	-	-	2	2	▼	6
General Civil - Level 2	2024	12	13	10	9	22	-	-	-	-	-	-	-	66	27%	66
	2023	7	10	13	12	10	4	2	12	6	5	11	10	52	▲	102
General Civil - Level 3	2024	2	-	3	12	8	-	-	-	-	-	-	-	25	56%	25
	2023	3	1	2	7	3	8	1	8	1	7	2	5	16	▲	48
Miscellaneous Civil	2024	316	409	294	336	259	-	-	-	-	-	-	-	1,614	-5%	1,614
	2023	408	289	418	309	277	208	191	413	226	319	268	243	1,701	▼	3,569
Misdemeanor	2024	83	76	120	85	59	-	-	-	-	-	-	-	423	28%	423
	2023	99	57	76	55	44	79	67	88	104	60	46	77	331	▲	852
Other	2024	1	-	1	-	-	-	-	-	-	-	-	-	2	-33%	2
	2023	-	1	1	1	-	2	-	-	-	1	-	-	3	▼	6
Other Criminally Related Matters	2024	21	31	26	19	22	-	-	-	-	-	-	-	119	24%	119
	2023	16	17	24	22	17	24	18	19	12	22	20	8	96	▲	219
Probates/Wills & Trusts - Level 2	2024	-	-	-	-	-	-	-	-	-	-	-	-	0	-100%	0
	2023	3	-	-	1	-	5	1	2	4	-	-	1	4	▼	17
Uncontested Divorce	2024	8	9	23	17	15	-	-	-	-	-	-	-	72	-12%	72
	2023	15	11	13	33	10	12	9	12	11	17	10	15	82	▼	168

Dashboard

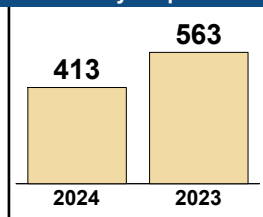
Court: Westmoreland Circuit
Start/End Date: Jan-23 / May-24
2023 Average Month: 100
Jan-May 2023: 563
Dispositions Trending: ▼

Circuit/Court ID: 15 215193
Type of Case: Dispositions
2024 Average Month: 83
Jan-May 2024 : 413
Overall AVG. Month: 95

Monthly Dispositions Summary



Jan --- May Dispositions



Dispositions by Division

Divisions		Jan	Feb	Mar	Apr	May	Jun	Jul	Aug	Sep	Oct	Nov	Dec	Thru May	% Change	Total
Total	2024	102	79	89	67	76	-	-	-	-	-	-	-	413	-27%	413
	2023	142	94	141	69	117	102	124	87	111	53	86	70	563	▼	1,196
Civil	2024	7	4	4	7	7	-	-	-	-	-	-	-	29	-48%	29
	2023	7	14	12	7	16	13	18	8	7	7	11	2	56	▼	122
Criminal	2024	33	25	26	28	37	-	-	-	-	-	-	-	149	-42%	149
	2023	75	43	64	37	39	52	69	55	45	20	40	38	258	▼	577
Concealed Handgun Permits	2024	58	45	51	30	28	-	-	-	-	-	-	-	212	5%	212
	2023	50	36	58	21	36	30	31	18	48	24	29	25	201	▲	406
Miscellaneous/ Other	2024	4	5	7	2	4	-	-	-	-	-	-	-	22	-54%	22
	2023	10	1	7	4	26	7	6	6	11	2	6	5	48	▼	91
Others	2024	-	-	1	-	-	-	-	-	-	-	-	-	1	1	1
	2023	-	-	-	-	-	-	-	-	-	-	-	-	0	↔	0

Dispositions by Case Category

Case Categories		Jan	Feb	Mar	Apr	May	Jun	Jul	Aug	Sep	Oct	Nov	Dec	Thru May	% Change	Total
Administrative Law	2024	-	-	-	-	-	-	-	-	-	-	-	-	0	-100%	0
	2023	-	1	-	-	-	-	-	-	-	-	-	-	1	▼	1
Contested Divorce	2024	1	1	1	-	3	-	-	-	-	-	-	-	6	0%	6
	2023	2	1	2	-	1	3	1	-	1	-	3	-	6	↔	14
Domestic and Family - Level 1	2024	3	-	-	7	2	-	-	-	-	-	-	-	12	0%	12
	2023	4	4	1	2	1	2	4	4	2	1	3	-	12	↔	28
Domestic and Family - Level 2	2024	-	-	-	-	-	-	-	-	-	-	-	-	0	0	0
	2023	-	-	-	-	-	1	-	-	1	-	1	-	0	↔	3
Felonies and Related Matters	2024	30	21	21	13	32	-	-	-	-	-	-	-	117	-30%	117
	2023	39	29	43	22	33	43	59	39	27	7	27	31	166	▼	399
General Civil - Level 1	2024	-	-	-	-	-	-	-	-	-	-	-	-	0	-100%	0
	2023	-	-	-	-	1	-	-	-	-	1	1	-	1	▼	3
General Civil - Level 2	2024	1	-	-	-	-	-	-	-	-	-	-	-	1	-93%	1
	2023	1	1	2	2	8	2	2	1	-	3	2	1	14	▼	25
General Civil - Level 3	2024	-	2	2	-	1	-	-	-	-	-	-	-	5	-58%	5
	2023	1	2	4	1	4	4	4	2	-	-	2	-	12	▼	24
Miscellaneous Civil	2024	61	50	55	32	31	-	-	-	-	-	-	-	229	-3%	229
	2023	58	37	64	25	53	34	36	23	59	26	33	30	237	▼	478
Misdemeanor	2024	3	3	3	3	3	-	-	-	-	-	-	-	15	-75%	15
	2023	25	10	8	13	5	4	15	16	17	10	9	7	61	▼	139
Other	2024	-	-	3	-	-	-	-	-	-	-	-	-	3	3	3
	2023	-	-	-	-	-	-	-	-	-	1	1	-	0	↔	2
Other Criminally Related Matters	2024	-	1	2	12	2	-	-	-	-	-	-	-	17	-45%	17
	2023	11	4	13	2	1	5	-	-	1	3	4	-	31	▼	44
Probates/Wills & Trusts - Level 2	2024	-	-	-	-	-	-	-	-	-	-	-	-	0	-100%	0
	2023	-	1	-	1	2	-	-	-	1	-	-	-	4	▼	5
Uncontested Divorce	2024	3	1	2	-	2	-	-	-	-	-	-	-	8	-56%	8
	2023	1	4	4	1	8	4	3	2	2	1	-	1	18	▼	31

CPSS-CCMS-10.11 CASELOAD STATISTICS OF THE CIRCUIT COURTS

Fredericksburg

January 2023 -- May 2024 Dispositions

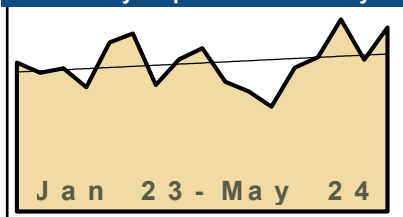
Alexandria and Fairfax Circuit are not Included in State Totals

Dashboard

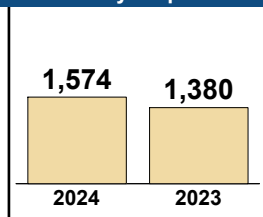
Court: Fredericksburg Circuit
Start/End Date: Jan-23 / May-24
2023 Average Month: 270
Jan-May 2023: 1,380
Dispositions Trending: ▲

Circuit/Court ID: 15 215630
Type of Case: Dispositions
2024 Average Month: 315
Jan-May 2024 : 1,574
Overall AVG. Month: 283

Monthly Dispositions Summary



Jan --- May Dispositions



Dispositions by Division

Divisions		Jan	Feb	Mar	Apr	May	Jun	Jul	Aug	Sep	Oct	Nov	Dec	Thru May	% Change	Total
Total	2024	274	294	366	289	351	-	-	-	-	-	-	-	1,574	14%	1,574
	2023	284	264	273	237	322	339	241	290	311	247	229	200	1,380	▲	3,237
Civil	2024	43	41	47	58	40	-	-	-	-	-	-	-	229	-9%	229
	2023	46	60	54	47	45	63	54	47	54	36	52	38	252	▼	596
Criminal	2024	158	168	236	161	235	-	-	-	-	-	-	-	958	30%	958
	2023	145	135	131	138	186	192	116	163	179	148	102	94	735	▲	1,729
Concealed Handgun Permits	2024	33	40	25	29	29	-	-	-	-	-	-	-	156	-2%	156
	2023	30	35	29	26	39	22	29	22	29	15	34	22	159	▼	332
Miscellaneous/ Other	2024	40	44	58	41	47	-	-	-	-	-	-	-	230	-1%	230
	2023	61	34	59	26	52	62	42	58	47	48	41	46	232	▼	576
Others	2024	-	1	-	-	-	-	-	-	-	-	-	-	1	-50%	1
	2023	2	-	-	-	-	-	-	-	2	-	-	-	2	▼	4


Dispositions by Case Category

Case Categories		Jan	Feb	Mar	Apr	May	Jun	Jul	Aug	Sep	Oct	Nov	Dec	Thru May	% Change	Total
Administrative Law	2024	-	-	-	-	-	-	-	-	-	-	-	-	0	-100%	0
	2023	1	-	-	1	-	-	-	-	-	1	1	2	2	▼	6
Capital Murder	2024	-	-	-	-	-	-	-	-	-	-	-	-	0	-100%	0
	2023	-	2	-	-	-	-	-	-	-	-	-	-	2	▼	2
Contested Divorce	2024	1	5	5	7	7	-	-	-	-	-	-	-	25	-7%	25
	2023	7	4	4	6	6	3	11	4	9	4	7	5	27	▼	70
Domestic and Family - Level 1	2024	1	1	-	11	-	-	-	-	-	-	-	-	13	-76%	13
	2023	11	26	15	1	2	5	2	9	3	3	6	3	55	▼	86
Domestic and Family - Level 2	2024	11	6	9	6	11	-	-	-	-	-	-	-	43	8%	43
	2023	3	7	7	10	13	14	9	11	10	5	12	3	40	▲	104
Felonies and Related Matters	2024	102	97	141	97	138	-	-	-	-	-	-	-	575	20%	575
	2023	104	81	92	95	106	125	74	113	126	101	63	71	478	▲	1,151
General Civil - Level 1	2024	1	-	-	2	2	-	-	-	-	-	-	-	5	0%	5
	2023	2	1	1	1	-	2	1	-	2	1	2	1	5	↔	14
General Civil - Level 2	2024	12	10	17	15	9	-	-	-	-	-	-	-	63	26%	63
	2023	7	6	15	8	14	11	11	8	12	8	8	10	50	▲	118
General Civil - Level 3	2024	4	1	1	2	4	-	-	-	-	-	-	-	12	-57%	12
	2023	7	8	4	4	5	8	3	6	1	3	2	5	28	▼	56
Miscellaneous Civil	2024	49	52	43	43	41	-	-	-	-	-	-	-	228	-12%	228
	2023	59	55	52	35	57	55	40	42	55	32	49	45	258	▼	576
Misdemeanor	2024	49	64	87	54	87	-	-	-	-	-	-	-	341	51%	341
	2023	34	46	31	40	75	51	40	42	48	35	37	19	226	▲	498
Other	2024	22	34	44	27	35	-	-	-	-	-	-	-	162	41%	162
	2023	27	8	34	15	31	32	30	34	22	30	25	23	115	▲	311
Other Criminally Related Matters	2024	8	7	9	11	10	-	-	-	-	-	-	-	45	55%	45
	2023	7	6	8	3	5	17	2	8	5	12	3	4	29	▲	80
Probates/Wills & Trusts - Level 1	2024	-	-	-	-	-	-	-	-	-	-	-	-	0	0	0
	2023	-	-	-	-	-	-	1	1	-	-	-	-	0	↔	2
Probates/Wills & Trusts - Level 2	2024	1	-	1	-	-	-	-	-	-	-	-	-	2	-80%	2
	2023	2	2	1	5	-	1	1	1	1	1	-	-	10	▼	15
Uncontested Divorce	2024	13	17	9	14	7	-	-	-	-	-	-	-	60	9%	60
	2023	13	12	9	13	8	15	16	11	17	11	14	9	55	▲	148

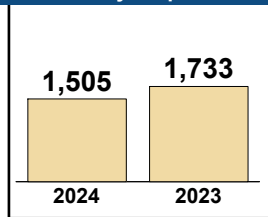
Dashboard

Court: Albemarle Circuit **Circuit/Court ID:** 16 216003
Start/End Date: Jan-23 / May-24 **Type of Case:** Dispositions
2023 Average Month: 323 **2024 Average Month:** 301
Jan-May 2023: 1,733 **Jan-May 2024 :** 1,505
Dispositions Trending: ▼ **Overall AVG. Month:** 317

Monthly Dispositions Summary



Jan --- May Dispositions



Dispositions by Division

Divisions		Jan	Feb	Mar	Apr	May	Jun	Jul	Aug	Sep	Oct	Nov	Dec	Thru May	% Change	Total
Total	2024	324	305	302	347	227	-	-	-	-	-	-	-	1,505	-13%	1,505
	2023	357	325	425	354	272	343	240	339	280	374	224	346	1,733	▼	3,879
Civil	2024	61	40	61	46	25	-	-	-	-	-	-	-	233	-40%	233
	2023	68	46	145	61	67	58	47	64	72	68	35	60	387	▼	791
Criminal	2024	32	51	30	60	62	-	-	-	-	-	-	-	235	-11%	235
	2023	61	65	37	71	31	84	36	49	75	98	25	29	265	▼	661
Concealed Handgun Permits	2024	90	101	111	114	50	-	-	-	-	-	-	-	466	-15%	466
	2023	109	126	114	132	68	91	67	108	49	116	33	104	549	▼	1,117
Miscellaneous/ Other	2024	141	113	99	127	89	-	-	-	-	-	-	-	569	8%	569
	2023	118	87	129	89	104	107	89	118	84	92	130	153	527	▲	1,300
Others	2024	-	-	1	-	1	-	-	-	-	-	-	-	2	-60%	2
	2023	1	1	-	1	2	3	1	-	-	-	-	1	5	▼	10

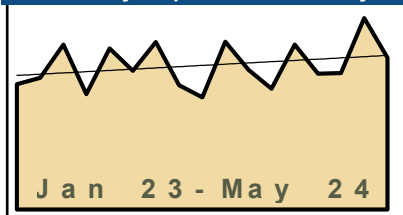
Dispositions by Case Category

Case Categories		Jan	Feb	Mar	Apr	May	Jun	Jul	Aug	Sep	Oct	Nov	Dec	Thru May	% Change	Total
Administrative Law	2024	-	-	1	-	-	-	-	-	-	-	-	-	1	-50%	1
	2023	-	-	1	-	1	-	1	-	1	-	1	-	2	▼	5
Capital Murder	2024	-	-	-	-	-	-	-	-	-	-	-	-	0	-100%	0
	2023	-	-	-	-	1	-	-	1	-	-	-	-	1	▼	2
Contested Divorce	2024	10	3	9	4	2	-	-	-	-	-	-	-	28	-38%	28
	2023	5	4	24	3	9	4	1	4	16	11	4	5	45	▼	90
Domestic and Family - Level 1	2024	7	10	3	8	-	-	-	-	-	-	-	-	28	-55%	28
	2023	16	13	16	11	6	15	5	10	3	4	3	5	62	▼	107
Domestic and Family - Level 2	2024	4	6	4	6	-	-	-	-	-	-	-	-	20	-29%	20
	2023	6	5	10	4	3	7	1	4	6	5	3	6	28	▼	60
Felonies and Related Matters	2024	25	40	23	42	47	-	-	-	-	-	-	-	177	-18%	177
	2023	50	49	33	57	28	69	33	34	66	77	24	26	217	▼	546
General Civil - Level 1	2024	-	-	1	1	1	-	-	-	-	-	-	-	3	-25%	3
	2023	1	-	1	2	-	1	1	4	3	-	-	2	4	▼	15
General Civil - Level 2	2024	10	7	3	6	12	-	-	-	-	-	-	-	38	-57%	38
	2023	14	10	39	13	12	9	19	16	10	13	11	20	88	▼	186
General Civil - Level 3	2024	11	10	11	9	3	-	-	-	-	-	-	-	44	2%	44
	2023	7	6	14	11	5	1	2	4	1	9	3	4	43	▲	67
Miscellaneous Civil	2024	118	137	145	153	76	-	-	-	-	-	-	-	629	-14%	629
	2023	146	140	174	165	107	145	109	153	83	153	73	131	732	▼	1,579
Misdemeanor	2024	6	10	5	16	12	-	-	-	-	-	-	-	49	23%	49
	2023	11	13	4	10	2	15	3	11	8	15	1	1	40	▲	94
Other	2024	113	70	60	81	61	-	-	-	-	-	-	-	385	14%	385
	2023	81	70	65	55	67	56	45	72	47	50	84	116	338	▲	808
Other Criminally Related Matters	2024	1	1	2	2	3	-	-	-	-	-	-	-	9	13%	9
	2023	-	3	1	4	-	2	-	3	1	6	-	2	8	▲	22
Probates/Wills & Trusts - Level 1	2024	-	-	1	-	-	-	-	-	-	-	-	-	1	-50%	1
	2023	-	-	-	-	2	1	1	-	2	-	1	1	2	▼	8
Probates/Wills & Trusts - Level 2	2024	7	1	2	4	2	-	-	-	-	-	-	-	16	-27%	16
	2023	6	5	6	3	2	4	2	9	3	7	1	2	22	▼	50
Protective Orders	2024	1	-	-	-	1	-	-	-	-	-	-	-	2	2	2
	2023	-	-	-	-	-	2	-	-	-	-	-	-	0	↔	2
Uncontested Divorce	2024	11	10	32	15	7	-	-	-	-	-	-	-	75	-26%	75
	2023	14	7	37	16	27	12	17	14	30	24	15	25	101	▼	238

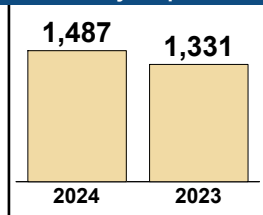
Dashboard

Court: Culpeper Circuit
Circuit/Court ID: 16 216047
Start/End Date: Jan-23 / May-24
Type of Case: Dispositions
2023 Average Month: 265
2024 Average Month: 297
Jan-May 2023: 1,331
Jan-May 2024 : 1,487
Dispositions Trending: ▲
Overall AVG. Month: 275

Monthly Dispositions Summary



Jan --- May Dispositions



Dispositions by Division

Divisions		Jan	Feb	Mar	Apr	May	Jun	Jul	Aug	Sep	Oct	Nov	Dec	Thru May	% Change	Total
Total	2024	314	259	260	365	289	-	-	-	-	-	-	-	1,487	12%	1,487
	2023	239	251	314	220	307	264	319	237	214	320	266	230	1,331	▲	3,181
Civil	2024	26	38	33	54	56	-	-	-	-	-	-	-	207	-6%	207
	2023	44	32	42	55	48	27	42	34	35	44	57	33	221	▼	493
Criminal	2024	132	150	103	147	124	-	-	-	-	-	-	-	656	23%	656
	2023	87	111	110	82	143	123	165	110	104	155	121	98	533	▲	1,409
Concealed Handgun Permits	2024	126	46	101	133	74	-	-	-	-	-	-	-	480	3%	480
	2023	89	89	138	68	82	80	95	67	55	92	64	87	466	▲	1,006
Miscellaneous/ Other	2024	30	25	23	31	35	-	-	-	-	-	-	-	144	30%	144
	2023	19	19	24	15	34	34	17	26	20	29	24	12	111	▲	273

Dispositions by Case Category


Case Categories		Jan	Feb	Mar	Apr	May	Jun	Jul	Aug	Sep	Oct	Nov	Dec	Thru May	% Change	Total
Contested Divorce	2024	5	12	4	18	8	-	-	-	-	-	-	-	47	0%	47
	2023	8	5	10	15	9	3	7	6	9	2	4	8	47	↔	86
Domestic and Family - Level 1	2024	2	7	11	3	7	-	-	-	-	-	-	-	30	58%	30
	2023	11	2	-	2	4	1	11	4	4	7	26	11	19	▲	83
Domestic and Family - Level 2	2024	4	2	-	3	2	-	-	-	-	-	-	-	11	-21%	11
	2023	2	1	4	3	4	2	1	1	6	3	4	1	14	▼	32
Felonies and Related Matters	2024	95	97	67	98	95	-	-	-	-	-	-	-	452	13%	452
	2023	67	74	82	62	115	84	100	76	77	112	90	80	400	▲	1,019
General Civil - Level 1	2024	-	-	-	1	1	-	-	-	-	-	-	-	2	-33%	2
	2023	-	-	2	1	-	-	-	1	-	-	-	-	3	▼	4
General Civil - Level 2	2024	7	7	2	4	17	-	-	-	-	-	-	-	37	32%	37
	2023	1	4	8	8	7	4	4	4	2	12	6	3	28	▲	63
General Civil - Level 3	2024	-	2	2	1	2	-	-	-	-	-	-	-	7	-30%	7
	2023	5	1	-	2	2	-	2	2	3	3	3	1	10	▼	24
Miscellaneous Civil	2024	156	71	120	158	103	-	-	-	-	-	-	-	608	6%	608
	2023	110	107	162	82	113	113	111	92	74	120	83	99	574	▲	1,266
Misdemeanor	2024	34	50	34	44	29	-	-	-	-	-	-	-	191	53%	191
	2023	18	34	28	18	27	37	59	32	25	42	31	18	125	▲	369
Other	2024	-	1	3	1	5	-	-	-	-	-	-	-	10	233%	10
	2023	-	-	-	1	2	-	1	-	-	1	1	-	3	▲	6
Other Criminally Related Matters	2024	3	3	2	5	-	-	-	-	-	-	-	-	13	63%	13
	2023	2	3	-	2	1	2	6	2	2	1	-	-	8	▲	21
Probates/Wills & Trusts - Level 1	2024	1	-	-	-	-	-	-	-	-	-	-	-	1	1	1
	2023	-	-	-	-	-	-	-	-	-	-	-	-	0	↔	0
Probates/Wills & Trusts - Level 2	2024	-	-	-	1	2	-	-	-	-	-	-	-	3	-67%	3
	2023	1	2	-	3	3	-	1	-	1	-	2	-	9	▼	13
Uncontested Divorce	2024	7	7	15	28	18	-	-	-	-	-	-	-	75	-18%	75
	2023	14	18	18	21	20	18	16	17	11	17	16	9	91	▼	195

Dashboard

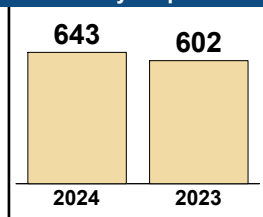
Court: Fluvanna Circuit
Start/End Date: Jan-23 / May-24
2023 Average Month: 139
Jan-May 2023: 602
Dispositions Trending: ▲

Circuit/Court ID: 16 216065
Type of Case: Dispositions
2024 Average Month: 129
Jan-May 2024 : 643
Overall AVG. Month: 136

Monthly Dispositions Summary



Jan --- May Dispositions



Dispositions by Division

Divisions		Jan	Feb	Mar	Apr	May	Jun	Jul	Aug	Sep	Oct	Nov	Dec	Thru May	% Change	Total
Total	2024	172	143	111	113	104	-	-	-	-	-	-	-	643	7%	643
	2023	148	110	131	142	71	198	100	200	119	169	70	214	602	▲	1,672
Civil	2024	10	14	19	14	14	25	15	10	9	6	14	11	71	20%	71
	2023	8	16	10	10	15	25	15	10	9	6	14	11	59	▲	149
Criminal	2024	58	23	22	22	17	-	-	-	-	-	-	-	142	-6%	142
	2023	32	31	37	28	23	46	26	113	51	70	15	33	151	▼	505
Concealed Handgun Permits	2024	77	79	47	52	43	-	-	-	-	-	-	-	298	11%	298
	2023	83	35	66	72	13	98	37	46	27	54	20	53	269	▲	604
Miscellaneous/ Other	2024	27	27	22	25	30	-	-	-	-	-	-	-	131	8%	131
	2023	25	28	18	30	20	28	22	31	32	39	20	117	121	▲	410
Others	2024	-	-	1	-	-	-	-	-	-	-	-	-	1	-50%	1
	2023	-	-	-	2	-	1	-	-	-	-	1	-	2	▼	4

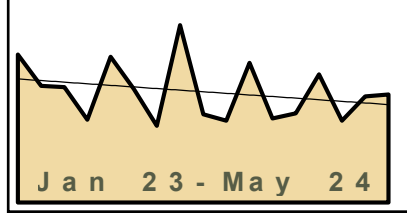
Dispositions by Case Category

Case Categories		Jan	Feb	Mar	Apr	May	Jun	Jul	Aug	Sep	Oct	Nov	Dec	Thru May	% Change	Total
Contested Divorce	2024	1	1	3	2	2	-	-	-	-	-	-	-	9	-40%	9
	2023	2	5	2	1	5	1	4	1	1	1	1	2	15	▼	26
Domestic and Family - Level 1	2024	-	3	4	-	1	-	-	-	-	-	-	-	8	100%	8
	2023	-	-	1	-	3	7	4	4	-	-	4	-	4	▲	23
Domestic and Family - Level 2	2024	1	2	2	4	3	-	-	-	-	-	-	-	12	50%	12
	2023	1	3	-	1	3	2	-	-	1	1	1	3	8	▲	16
Felonies and Related Matters	2024	53	14	18	12	12	-	-	-	-	-	-	-	109	15%	109
	2023	22	15	23	21	14	29	22	77	39	40	9	29	95	▲	340
General Civil - Level 1	2024	-	-	-	-	-	-	-	-	-	-	-	-	0	-100%	0
	2023	-	-	-	1	-	-	-	-	-	1	-	-	1	▼	2
General Civil - Level 2	2024	2	2	4	1	1	-	-	-	-	-	-	-	10	0%	10
	2023	1	1	4	1	3	2	-	2	2	3	2	4	10	↔	25
General Civil - Level 3	2024	2	2	3	3	2	-	-	-	-	-	-	-	12	140%	12
	2023	2	1	2	-	-	3	5	2	2	-	-	2	5	▲	19
Miscellaneous Civil	2024	91	89	58	65	58	-	-	-	-	-	-	-	361	14%	361
	2023	90	43	72	85	26	109	47	55	38	80	29	122	316	▲	796
Misdemeanor	2024	2	8	4	6	4	-	-	-	-	-	-	-	24	-54%	24
	2023	10	12	14	7	9	12	4	35	12	13	6	4	52	▼	138
Other	2024	13	17	12	12	15	-	-	-	-	-	-	-	69	-5%	69
	2023	18	20	11	18	6	19	10	21	21	11	11	46	73	▼	212
Other Criminally Related Matters	2024	3	2	-	4	1	-	-	-	-	-	-	-	10	150%	10
	2023	-	4	-	-	-	5	-	1	-	17	-	-	4	▲	27
Probates/Wills & Trusts - Level 1	2024	-	-	-	-	1	-	-	-	-	-	-	-	1	1	1
	2023	-	-	-	-	-	-	1	-	-	-	-	-	0	↔	1
Probates/Wills & Trusts - Level 2	2024	-	1	1	1	1	-	-	-	-	-	-	-	4	100%	4
	2023	-	2	-	-	-	-	-	-	1	-	-	-	2	▲	3
Uncontested Divorce	2024	4	2	2	3	3	-	-	-	-	-	-	-	14	-18%	14
	2023	2	4	2	7	2	9	3	2	2	2	7	2	17	▼	44

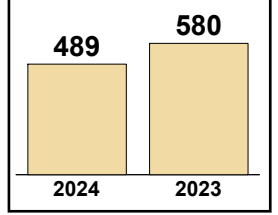
Dashboard

Court: Goochland Circuit **Circuit/Court ID:** 16 216075
Start/End Date: Jan-23 / May-24 **Type of Case:** Dispositions
2023 Average Month: 109 **2024 Average Month:** 98
Jan-May 2023: 580 **Jan-May 2024 :** 489
Dispositions Trending: ▼ **Overall AVG. Month:** 106

Monthly Dispositions Summary



Jan --- May Dispositions



Dispositions by Division

Divisions		Jan	Feb	Mar	Apr	May	Jun	Jul	Aug	Sep	Oct	Nov	Dec	Thru May	% Change	Total
Total	2024	85	122	78	101	103	-	-	-	-	-	-	-	489	-16%	489
	2023	141	111	110	79	139	108	73	169	84	78	133	80	580	▼	1,305
Civil	2024	14	10	10	8	6	12	15	19	6	12	16	8	48	-26%	48
	2023	13	7	21	8	16	12	15	19	6	12	16	8	65	▼	153
Criminal	2024	22	37	25	23	22	-	-	-	-	-	-	-	129	37%	129
	2023	12	13	19	9	41	19	20	77	20	18	30	11	94	▲	289
Concealed Handgun Permits	2024	39	66	35	59	68	-	-	-	-	-	-	-	267	-27%	267
	2023	100	78	57	52	78	73	29	61	51	31	85	52	365	▼	747
Miscellaneous/ Other	2024	10	9	8	11	7	-	-	-	-	-	-	-	45	-20%	45
	2023	16	13	13	10	4	4	9	12	7	17	2	9	56	▼	116

Dispositions by Case Category

Case Categories		Jan	Feb	Mar	Apr	May	Jun	Jul	Aug	Sep	Oct	Nov	Dec	Thru May	% Change	Total
Administrative Law	2024	-	-	-	-	-	-	-	-	-	-	-	-	0	0	0
	2023	-	-	-	-	-	-	-	2	-	-	-	-	0	↔	2
Capital Murder	2024	-	-	-	-	-	-	-	-	-	-	-	-	0	0	0
	2023	-	-	-	-	-	-	-	1	-	-	-	-	0	↔	1
Contested Divorce	2024	2	-	1	-	1	-	-	-	-	-	-	-	4	-64%	4
	2023	2	2	4	1	2	2	2	1	3	1	3	1	11	▼	24
Domestic and Family - Level 1	2024	1	3	-	-	-	-	-	-	-	-	-	-	4	-50%	4
	2023	5	1	2	-	-	-	-	-	1	-	-	-	8	▼	9
Domestic and Family - Level 2	2024	1	-	1	-	-	-	-	-	-	-	-	-	2	-50%	2
	2023	1	-	2	-	1	-	-	-	-	-	-	-	4	▼	4
Felonies and Related Matters	2024	11	17	12	4	13	-	-	-	-	-	-	-	57	10%	57
	2023	9	6	13	2	22	14	11	58	11	9	20	8	52	▲	183
General Civil - Level 1	2024	-	-	1	1	1	-	-	-	-	-	-	-	3	200%	3
	2023	-	-	1	-	-	-	-	-	1	-	-	-	1	▲	2
General Civil - Level 2	2024	2	7	3	4	2	-	-	-	-	-	-	-	18	-14%	18
	2023	5	1	5	3	7	6	5	8	-	6	6	4	21	▼	56
General Civil - Level 3	2024	3	1	3	2	2	-	-	-	-	-	-	-	11	10%	11
	2023	-	1	4	1	4	1	5	-	-	-	3	1	10	▲	20
Miscellaneous Civil	2024	49	74	40	67	75	-	-	-	-	-	-	-	305	-27%	305
	2023	114	91	69	62	82	77	38	71	56	47	86	60	418	▼	853
Misdemeanor	2024	6	15	10	18	8	-	-	-	-	-	-	-	57	78%	57
	2023	3	6	5	2	16	2	4	17	5	6	8	3	32	▲	77
Other Criminally Related Matters	2024	5	5	3	1	1	-	-	-	-	-	-	-	15	50%	15
	2023	-	1	1	5	3	3	5	2	4	3	2	-	10	▲	29
Probates/Wills & Trusts - Level 1	2024	-	-	-	-	-	-	-	-	-	-	-	-	0	0	0
	2023	-	-	-	-	-	-	-	1	-	-	-	-	0	↔	1
Probates/Wills & Trusts - Level 2	2024	-	-	1	1	-	-	-	-	-	-	-	-	2	100%	2
	2023	-	-	1	-	-	1	-	-	-	-	-	-	1	▲	2
Uncontested Divorce	2024	5	-	3	3	-	-	-	-	-	-	-	-	11	-8%	11
	2023	2	2	3	3	2	2	3	8	3	6	5	3	12	▼	42

Dashboard		Monthly Dispositions Summary		Jan --- May Dispositions	
<p>Court: Greene Circuit Start/End Date: Jan-23 / May-24 2023 Average Month: 124 Jan-May 2023: 676 Dispositions Trending: ▼</p>	<p>Circuit/Court ID: 16 216079 Type of Case: Dispositions 2024 Average Month: 109 Jan-May 2024 : 546 Overall AVG. Month: 120</p>	<p style="text-align: center; font-weight: bold; font-size: 1.2em;">Jan 23 - May 24</p>		<p style="text-align: center; font-weight: bold; font-size: 1.2em;">546 676</p> <p style="text-align: center;">2024 2023</p>	

Dispositions by Division																
Divisions		Jan	Feb	Mar	Apr	May	Jun	Jul	Aug	Sep	Oct	Nov	Dec	Thru May	% Change	Total
Total	2024	138	133	119	137	19	-	-	-	-	-	-	-	546	-19%	546
	2023	138	126	165	133	114	114	105	123	121	129	110	109	676	▼	1,487
Civil	2024	15	10	9	9	4	-	-	-	-	-	-	-	47	-59%	47
	2023	10	5	14	56	31	11	10	21	10	21	7	18	116	▼	214
Criminal	2024	44	50	45	50	1	-	-	-	-	-	-	-	190	-5%	190
	2023	50	53	56	19	23	33	19	64	19	48	21	5	201	▼	410
Concealed Handgun Permits	2024	67	58	51	53	-	-	-	-	-	-	-	-	229	-15%	229
	2023	66	57	76	32	40	43	55	19	80	32	68	15	271	▼	583
Miscellaneous/ Other	2024	12	15	14	23	14	-	-	-	-	-	-	-	78	-11%	78
	2023	12	11	19	26	20	27	21	19	12	28	14	71	88	▼	280
Others	2024	-	-	-	2	-	-	-	-	-	-	-	-	2	2	2
	2023	-	-	-	-	-	-	-	-	-	-	-	-	0	↔	0

Dispositions by Case Category																
Case Categories		Jan	Feb	Mar	Apr	May	Jun	Jul	Aug	Sep	Oct	Nov	Dec	Thru May	% Change	Total
Administrative Law	2024	-	1	-	-	-	-	-	-	-	-	-	-	1	-50%	1
	2023	-	1	-	1	-	1	-	-	-	-	-	1	2	▼	4
Contested Divorce	2024	-	2	1	2	-	-	-	-	-	-	-	-	5	-64%	5
	2023	-	1	2	7	4	1	3	3	-	2	-	-	14	▼	23
Domestic and Family - Level 1	2024	5	1	3	-	-	-	-	-	-	-	-	-	9	-36%	9
	2023	2	-	4	3	5	-	2	11	-	1	1	11	14	▼	40
Domestic and Family - Level 2	2024	1	1	-	1	-	-	-	-	-	-	-	-	3	200%	3
	2023	-	-	-	-	1	1	-	1	-	-	-	-	1	▲	3
Felonies and Related Matters	2024	31	40	25	38	-	-	-	-	-	-	-	-	134	6%	134
	2023	34	31	39	9	14	28	11	47	16	23	17	2	127	▲	271
General Civil - Level 1	2024	-	-	1	-	-	-	-	-	-	-	-	-	1	-50%	1
	2023	-	-	1	1	-	-	-	-	-	1	1	-	2	▼	5
General Civil - Level 2	2024	1	-	2	-	1	-	-	-	-	-	-	-	4	-89%	4
	2023	3	1	3	20	10	1	2	1	3	5	5	3	37	▼	57
General Civil - Level 3	2024	-	2	-	1	-	-	-	-	-	-	-	-	3	-73%	3
	2023	1	-	-	6	4	-	1	1	2	2	-	1	11	▼	18
Miscellaneous Civil	2024	74	61	57	71	8	-	-	-	-	-	-	-	271	-20%	271
	2023	78	65	93	48	53	64	71	25	90	54	80	20	337	▼	741
Misdemeanor	2024	10	10	11	10	1	-	-	-	-	-	-	-	42	-33%	42
	2023	14	17	17	6	9	2	7	17	3	24	4	3	63	▼	123
Other	2024	5	12	9	7	6	-	-	-	-	-	-	-	39	290%	39
	2023	-	2	1	4	3	10	4	12	4	5	2	66	10	▲	113
Other Criminally Related Matters	2024	3	-	9	2	-	-	-	-	-	-	-	-	14	17%	14
	2023	3	5	-	4	-	4	1	-	-	2	-	-	12	▲	19
Probates/Wills & Trusts - Level 1	2024	-	-	-	-	-	-	-	-	-	-	-	-	0	-100%	0
	2023	-	-	-	-	2	-	-	1	-	-	-	-	2	▼	3
Probates/Wills & Trusts - Level 2	2024	1	-	-	-	-	-	-	-	-	-	-	-	1	-67%	1
	2023	-	-	2	1	-	-	-	-	-	-	-	-	3	▼	3
Protective Orders	2024	1	-	-	-	-	-	-	-	-	-	-	-	1	1	1
	2023	-	-	-	-	-	-	-	-	-	-	-	-	0	↔	0
Uncontested Divorce	2024	6	3	1	5	3	-	-	-	-	-	-	-	18	-56%	18
	2023	3	3	3	23	9	2	3	4	2	10	1	1	41	▼	64

This report reflects data in the case management system. Numbers will update accordingly as reports are refreshed and posted.

Dashboard		Monthly Dispositions Summary		Jan --- May Dispositions	
<p>Court: Louisa Circuit Start/End Date: Jan-23 / May-24 2023 Average Month: 209 Jan-May 2023: 1,120 Dispositions Trending: ▼</p>	<p>Circuit/Court ID: 16 216109 Type of Case: Dispositions 2024 Average Month: 193 Jan-May 2024 : 966 Overall AVG. Month: 205</p>	<p style="text-align: center; font-weight: bold;">Jan 23 - May 24</p>		<p style="text-align: center; font-weight: bold;">966 1,120</p> <p style="text-align: center;">2024 2023</p>	

Dispositions by Division																
Divisions		Jan	Feb	Mar	Apr	May	Jun	Jul	Aug	Sep	Oct	Nov	Dec	Thru May	% Change	Total
Total	2024	245	231	185	161	144	-	-	-	-	-	-	-	966	-14%	966
	2023	230	277	228	192	193	165	184	226	218	220	223	155	1,120	▼	2,511
Civil	2024	10	18	17	16	15	-	-	-	-	-	-	-	76	-22%	76
	2023	26	19	19	17	17	18	23	21	10	17	19	26	98	▼	232
Criminal	2024	67	89	63	36	59	-	-	-	-	-	-	-	314	-4%	314
	2023	67	66	64	68	63	75	61	93	117	101	76	54	328	▼	905
Concealed Handgun Permits	2024	122	102	84	98	60	-	-	-	-	-	-	-	466	-9%	466
	2023	90	159	99	82	80	39	79	80	58	60	100	40	510	▼	966
Miscellaneous/ Other	2024	46	22	21	10	10	-	-	-	-	-	-	-	109	-41%	109
	2023	47	33	46	25	33	33	21	32	33	42	28	35	184	▼	408
Others	2024	-	-	-	1	-	-	-	-	-	-	-	-	1	1	1
	2023	-	-	-	-	-	-	-	-	-	-	-	-	0	↔	0

Dispositions by Case Category																
Case Categories		Jan	Feb	Mar	Apr	May	Jun	Jul	Aug	Sep	Oct	Nov	Dec	Thru May	% Change	Total
Administrative Law	2024	-	-	1	-	-	-	-	-	-	-	-	-	1	0%	1
	2023	-	1	-	-	-	-	-	-	-	-	-	-	1	↔	1
Capital Murder	2024	-	1	-	-	-	-	-	-	-	-	-	-	1	1	1
	2023	-	-	-	-	-	-	-	-	1	-	-	-	0	↔	1
Contested Divorce	2024	-	2	2	2	1	-	-	-	-	-	-	-	7	-46%	7
	2023	6	2	1	2	2	1	4	7	2	6	6	3	13	▼	42
Domestic and Family - Level 1	2024	-	4	4	1	5	-	-	-	-	-	-	-	14	250%	14
	2023	-	-	-	1	3	-	-	1	-	-	1	3	4	▲	9
Domestic and Family - Level 2	2024	2	-	3	4	1	-	-	-	-	-	-	-	10	150%	10
	2023	1	2	1	-	-	-	1	-	2	1	1	-	4	▲	9
Felonies and Related Matters	2024	51	60	40	29	36	-	-	-	-	-	-	-	216	12%	216
	2023	40	48	33	32	40	46	40	64	110	74	59	32	193	▲	618
General Civil - Level 1	2024	-	-	-	-	-	-	-	-	-	-	-	-	0	-100%	0
	2023	-	-	-	1	-	-	-	-	-	-	-	-	1	▼	1
General Civil - Level 2	2024	3	5	7	-	3	-	-	-	-	-	-	-	18	-14%	18
	2023	7	5	2	1	6	2	4	6	2	5	4	5	21	▼	49
General Civil - Level 3	2024	1	3	2	2	3	-	-	-	-	-	-	-	11	10%	11
	2023	2	1	2	3	2	3	5	-	-	-	4	5	10	▲	27
Miscellaneous Civil	2024	134	122	101	108	70	-	-	-	-	-	-	-	535	-9%	535
	2023	104	179	117	93	96	54	84	102	73	76	113	49	589	▼	1,140
Misdemeanor	2024	16	23	23	7	20	-	-	-	-	-	-	-	89	-30%	89
	2023	26	17	26	36	22	28	20	26	4	24	13	21	127	▼	263
Other	2024	34	2	-	1	-	-	-	-	-	-	-	-	37	-65%	37
	2023	33	15	28	13	18	22	16	12	17	24	15	27	107	▼	240
Other Criminally Related Matters	2024	1	5	-	-	3	-	-	-	-	-	-	-	9	0%	9
	2023	2	1	5	-	1	2	1	3	2	3	4	1	9	↔	25
Probates/Wills & Trusts - Level 1	2024	-	1	-	-	-	-	-	-	-	-	-	-	1	1	1
	2023	-	-	-	-	-	-	-	-	-	-	-	-	0	↔	0
Probates/Wills & Trusts - Level 2	2024	1	-	-	1	-	-	-	-	-	-	-	-	2	-71%	2
	2023	-	1	4	2	-	-	1	1	1	1	-	4	7	▼	15
Uncontested Divorce	2024	2	3	2	6	2	-	-	-	-	-	-	-	15	-56%	15
	2023	9	5	9	8	3	7	8	4	4	6	3	5	34	▼	71

Dashboard		Monthly Dispositions Summary		Jan --- May Dispositions					
<p>Court: Madison Circuit Start/End Date: Jan-23 / May-24 2023 Average Month: 80 Jan-May 2023: 408 Dispositions Trending: ▲</p>	<p>Circuit/Court ID: 16 216113 Type of Case: Dispositions 2024 Average Month: 87 Jan-May 2024 : 434 Overall AVG. Month: 82</p>	<p>Jan 23 - May 24</p>		<table border="1" style="margin: auto;"> <tr> <td style="text-align: center; width: 50px;">434</td> <td style="text-align: center; width: 50px;">408</td> </tr> <tr> <td style="text-align: center;">2024</td> <td style="text-align: center;">2023</td> </tr> </table>		434	408	2024	2023
434	408								
2024	2023								

Dispositions by Division																
Divisions		Jan	Feb	Mar	Apr	May	Jun	Jul	Aug	Sep	Oct	Nov	Dec	Thru May	% Change	Total
Total	2024	57	116	100	88	73	-	-	-	-	-	-	-	434	6%	434
	2023	72	96	86	67	87	79	67	77	54	75	80	124	408	▲	964
Civil	2024	10	7	4	7	6	-	-	-	-	-	-	-	34	13%	34
	2023	2	5	4	8	11	10	4	8	2	2	5	4	30	▲	65
Criminal	2024	22	47	6	24	20	-	-	-	-	-	-	-	119	37%	119
	2023	18	12	24	7	26	17	18	13	28	7	26	21	87	▲	217
Concealed Handgun Permits	2024	2	45	65	38	33	-	-	-	-	-	-	-	183	-15%	183
	2023	37	60	42	44	33	34	16	30	4	53	38	36	216	▼	427
Miscellaneous/ Other	2024	23	17	25	19	14	-	-	-	-	-	-	-	98	31%	98
	2023	15	19	16	8	17	18	29	26	20	13	11	63	75	▲	255

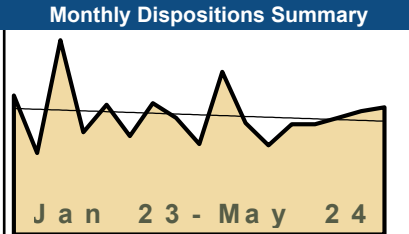
Dispositions by Case Category																
Case Categories		Jan	Feb	Mar	Apr	May	Jun	Jul	Aug	Sep	Oct	Nov	Dec	Thru May	% Change	Total
Administrative Law	2024	-	-	-	-	-	-	-	-	-	1	-	-	0	-100%	0
	2023	-	-	-	1	-	-	-	-	-	-	-	-	1	▼	2
Contested Divorce	2024	1	1	-	1	3	-	-	-	-	-	-	-	6	200%	6
	2023	-	-	-	1	1	1	-	-	-	-	-	-	2	▲	3
Domestic and Family - Level 1	2024	-	3	1	1	1	-	-	-	-	-	-	-	6	200%	6
	2023	-	-	1	-	1	2	1	-	-	-	3	1	2	▲	9
Domestic and Family - Level 2	2024	-	-	-	1	1	-	-	-	-	-	-	-	2	-33%	2
	2023	-	1	1	1	-	-	-	-	-	-	-	-	3	▼	3
Felonies and Related Matters	2024	10	23	4	14	13	-	-	-	-	-	-	-	64	16%	64
	2023	12	4	16	4	19	13	12	11	19	5	14	14	55	▲	143
General Civil - Level 2	2024	3	-	2	2	1	-	-	-	-	-	-	-	8	-20%	8
	2023	-	-	-	3	7	2	2	3	-	-	-	2	10	▼	20
General Civil - Level 3	2024	2	2	1	-	-	-	-	-	-	-	-	-	5	-29%	5
	2023	1	3	1	1	1	1	-	5	1	2	-	1	7	▼	17
Miscellaneous Civil	2024	9	48	72	47	36	-	-	-	-	-	-	-	212	-13%	212
	2023	40	66	45	50	43	41	29	39	9	61	39	40	244	▼	502
Misdemeanor	2024	12	24	1	9	7	-	-	-	-	-	-	-	53	77%	53
	2023	6	7	7	3	7	4	5	2	6	1	12	6	30	▲	66
Other	2024	17	14	18	10	11	-	-	-	-	-	-	-	70	49%	70
	2023	12	12	13	3	7	12	16	16	15	5	10	59	47	▲	180
Other Criminally Related Matters	2024	-	-	1	1	-	-	-	-	-	-	-	-	2	0%	2
	2023	-	1	1	-	-	-	1	-	3	1	-	1	2	↔	8
Probates/Wills & Trusts - Level 2	2024	-	-	-	-	-	-	-	-	-	-	-	-	0	-100%	0
	2023	-	-	-	-	1	1	-	-	-	-	-	-	1	▼	2
Uncontested Divorce	2024	3	1	-	2	-	-	-	-	-	-	-	-	6	50%	6
	2023	1	2	1	-	-	2	1	1	-	-	-	1	4	▲	9

Dashboard		Monthly Dispositions Summary		Jan --- May Dispositions	
<p>Court: Orange Circuit Start/End Date: Jan-23 / May-24 2023 Average Month: 182 Jan-May 2023: 1,134 Dispositions Trending: ▼</p>	<p>Circuit/Court ID: 16 216137 Type of Case: Dispositions 2024 Average Month: 187 Jan-May 2024 : 936 Overall AVG. Month: 183</p>	<p style="text-align: center; font-weight: bold;">Jan 23 - May 24</p>		<p style="text-align: center; font-weight: bold;">936 1,134</p> <p style="text-align: center;">2024 2023</p>	

Dispositions by Division																
Divisions		Jan	Feb	Mar	Apr	May	Jun	Jul	Aug	Sep	Oct	Nov	Dec	Thru May	% Change	Total
Total	2024	193	206	134	224	179	-	-	-	-	-	-	-	936	-17%	936
	2023	288	193	294	144	215	169	149	141	152	207	121	108	1,134	▼	2,181
Civil	2024	34	15	12	18	25	-	-	-	-	-	-	-	104	-14%	104
	2023	22	19	19	35	26	16	20	11	17	20	27	5	121	▼	237
Criminal	2024	66	73	57	110	62	-	-	-	-	-	-	-	368	-7%	368
	2023	73	91	111	48	72	51	51	73	45	89	42	58	395	▼	804
Concealed Handgun Permits	2024	74	105	57	85	69	-	-	-	-	-	-	-	390	-25%	390
	2023	176	67	144	37	95	95	47	46	76	88	51	37	519	▼	959
Miscellaneous/ Other	2024	18	13	8	11	23	-	-	-	-	-	-	-	73	-26%	73
	2023	17	16	19	24	22	7	31	11	14	10	1	8	98	▼	180
Others	2024	1	-	-	-	-	-	-	-	-	-	-	-	1	0%	1
	2023	-	-	1	-	-	-	-	-	-	-	-	-	1	↔	1

Dispositions by Case Category																
Case Categories		Jan	Feb	Mar	Apr	May	Jun	Jul	Aug	Sep	Oct	Nov	Dec	Thru May	% Change	Total
Administrative Law	2024	-	-	-	-	-	-	-	-	-	-	-	-	0	0	0
	2023	-	-	-	-	-	-	-	-	-	-	-	1	0	↔	1
Contested Divorce	2024	5	1	1	2	5	-	-	-	-	-	-	-	14	0%	14
	2023	3	3	2	3	3	2	2	4	3	3	4	3	14	↔	35
Domestic and Family - Level 1	2024	15	6	2	3	1	-	-	-	-	-	-	-	27	170%	27
	2023	3	-	2	5	-	3	4	-	2	1	5	-	10	▲	25
Domestic and Family - Level 2	2024	-	-	1	1	1	-	-	-	-	-	-	-	3	-40%	3
	2023	2	-	-	1	2	-	2	-	2	4	-	-	5	▼	13
Felonies and Related Matters	2024	52	55	41	76	41	-	-	-	-	-	-	-	265	-16%	265
	2023	55	82	79	37	61	39	36	54	38	67	24	38	314	▼	610
General Civil - Level 1	2024	-	-	-	-	-	-	-	-	-	-	-	-	0	-100%	0
	2023	-	-	2	1	1	-	-	-	-	-	-	1	4	▼	5
General Civil - Level 2	2024	1	1	1	5	6	-	-	-	-	-	-	-	14	-50%	14
	2023	1	7	4	8	8	1	2	5	4	5	2	1	28	▼	48
General Civil - Level 3	2024	5	2	1	1	8	-	-	-	-	-	-	-	17	-29%	17
	2023	6	3	4	8	3	1	3	1	-	3	4	1	24	▼	37
Miscellaneous Civil	2024	89	118	64	95	88	-	-	-	-	-	-	-	454	-23%	454
	2023	190	76	158	54	114	102	77	55	88	97	51	41	592	▼	1,103
Misdemeanor	2024	13	17	15	32	18	-	-	-	-	-	-	-	95	28%	95
	2023	17	8	30	11	8	12	14	17	3	21	17	21	74	▲	179
Other	2024	1	-	-	1	-	-	-	-	-	-	-	-	2	-60%	2
	2023	-	-	2	1	2	-	-	-	1	-	1	1	5	▼	8
Other Criminally Related Matters	2024	1	1	1	2	3	-	-	-	-	-	-	-	8	14%	8
	2023	1	1	2	-	3	-	1	2	4	1	1	-	7	▲	16
Probates/Wills & Trusts - Level 1	2024	-	-	-	-	-	-	-	-	-	-	-	-	0	0	0
	2023	-	-	-	-	-	-	-	-	1	-	-	-	0	↔	1
Probates/Wills & Trusts - Level 2	2024	-	-	-	-	-	-	-	-	-	-	-	-	0	-100%	0
	2023	-	1	-	3	2	3	-	-	-	2	3	-	6	▼	14
Uncontested Divorce	2024	11	5	7	6	8	-	-	-	-	-	-	-	37	-27%	37
	2023	10	12	9	12	8	6	8	3	6	3	8	1	51	▼	86

This report reflects data in the case management system. Numbers will update accordingly as reports are refreshed and posted.

Dashboard		Monthly Dispositions Summary		Jan --- May Dispositions					
<p>Court: Charlottesville Circuit Start/End Date: Jan-23 / May-24 2023 Average Month: 92 Jan-May 2023: 493 Dispositions Trending: ▼</p>	<p>Circuit/Court ID: 16 216540 Type of Case: Dispositions 2024 Average Month: 90 Jan-May 2024 : 448 Overall AVG. Month: 91</p>	 <p>Jan 23 - May 24</p>		<table border="1" style="margin: auto;"> <tr> <td style="text-align: center; width: 50px;">448</td> <td style="text-align: center; width: 50px;">493</td> </tr> <tr> <td style="text-align: center;">2024</td> <td style="text-align: center;">2023</td> </tr> </table>		448	493	2024	2023
448	493								
2024	2023								

Dispositions by Division																
Divisions		Jan	Feb	Mar	Apr	May	Jun	Jul	Aug	Sep	Oct	Nov	Dec	Thru May	% Change	Total
Total	2024	84	84	89	94	97	-	-	-	-	-	-	-	448	-9%	448
	2023	106	62	148	78	99	75	100	89	69	124	85	68	493	▼	1,103
Civil	2024	18	9	18	22	22	-	-	-	-	-	-	-	89	5%	89
	2023	18	19	17	13	18	24	14	8	20	31	10	12	85	▲	204
Criminal	2024	34	36	50	40	38	-	-	-	-	-	-	-	198	-21%	198
	2023	70	12	86	43	41	35	62	40	29	68	35	30	252	▼	551
Concealed Handgun Permits	2024	15	18	11	11	15	-	-	-	-	-	-	-	70	-8%	70
	2023	11	18	20	10	17	3	8	18	4	14	18	21	76	▼	162
Miscellaneous/ Other	2024	17	21	10	21	22	-	-	-	-	-	-	-	91	14%	91
	2023	7	13	25	12	23	13	16	23	16	11	22	5	80	▲	186

Dispositions by Case Category																
Case Categories		Jan	Feb	Mar	Apr	May	Jun	Jul	Aug	Sep	Oct	Nov	Dec	Thru May	% Change	Total
Administrative Law	2024	-	-	-	1	-	-	-	-	-	-	-	-	1	1	1
	2023	-	-	-	-	-	-	-	-	-	-	-	-	0	↔	0
Contested Divorce	2024	1	-	2	5	1	-	-	-	-	-	-	-	9	-31%	9
	2023	1	4	2	4	2	-	3	2	2	-	1	1	13	▼	22
Domestic and Family - Level 1	2024	-	2	1	4	13	-	-	-	-	-	-	-	20	233%	20
	2023	1	3	-	1	1	1	-	-	6	-	-	-	6	▲	13
Domestic and Family - Level 2	2024	-	-	1	4	-	-	-	-	-	-	-	-	5	-29%	5
	2023	1	-	3	-	3	5	-	1	2	2	-	-	7	▼	17
Felonies and Related Matters	2024	27	25	33	29	24	-	-	-	-	-	-	-	138	-25%	138
	2023	47	9	69	31	28	24	49	23	24	54	22	23	184	▼	403
General Civil	2024	-	1	-	-	-	-	-	-	-	-	-	-	1	1	1
	2023	-	-	-	-	-	-	-	-	-	-	-	-	0	↔	0
General Civil - Level 1	2024	1	1	-	-	-	-	-	-	-	-	-	-	2	-33%	2
	2023	2	1	-	-	-	1	-	1	1	1	-	1	3	▼	8
General Civil - Level 2	2024	2	3	6	3	2	-	-	-	-	-	-	-	16	-33%	16
	2023	5	5	5	4	5	3	2	4	8	13	8	5	24	▼	67
General Civil - Level 3	2024	4	1	-	2	4	-	-	-	-	-	-	-	11	10%	11
	2023	3	-	3	2	2	5	-	2	1	4	2	1	10	▲	25
Miscellaneous Civil	2024	31	36	20	30	34	-	-	-	-	-	-	-	151	-1%	151
	2023	18	31	44	20	40	16	25	37	18	24	37	26	153	▼	336
Misdemeanor	2024	5	6	12	11	13	-	-	-	-	-	-	-	47	-19%	47
	2023	23	3	15	9	8	7	10	9	2	10	10	8	58	▼	114
Other	2024	-	-	1	-	-	-	-	-	-	-	-	-	1	1	1
	2023	-	-	-	-	-	-	-	-	-	-	1	-	0	↔	1
Other Criminally Related Matters	2024	3	5	5	-	1	-	-	-	-	-	-	-	14	27%	14
	2023	1	-	2	3	5	4	3	8	3	5	3	-	11	▲	37
Probates/Wills & Trusts - Level 1	2024	-	-	-	-	-	-	-	-	-	-	-	-	0	0	0
	2023	-	-	-	-	-	-	1	-	-	-	-	-	0	↔	1
Probates/Wills & Trusts - Level 2	2024	2	-	-	-	1	-	-	-	-	-	-	-	3	-25%	3
	2023	-	1	2	1	-	-	2	-	-	3	-	-	4	▼	9
Protective Orders	2024	-	2	-	-	-	-	-	-	-	-	-	-	2	2	2
	2023	-	-	-	-	-	-	-	-	-	-	-	-	0	↔	0
Uncontested Divorce	2024	8	2	8	5	4	-	-	-	-	-	-	-	27	35%	27
	2023	4	5	3	3	5	9	5	2	2	7	2	3	20	▲	50

Dashboard		Monthly Dispositions Summary		Jan --- May Dispositions	
<p>Court: Arlington Circuit Start/End Date: Jan-23 / May-24 2023 Average Month: 780 Jan-May 2023: 4,234 Dispositions Trending: ▼</p>	<p>Circuit/Court ID: 17 217013 Type of Case: Dispositions 2024 Average Month: 776 Jan-May 2024 : 3,879 Overall AVG. Month: 779</p>	<p>Jan 23 - May 24</p>		<p>3,879 (2024) vs 4,234 (2023)</p>	

Dispositions by Division																
Divisions		Jan	Feb	Mar	Apr	May	Jun	Jul	Aug	Sep	Oct	Nov	Dec	Thru May	% Change	Total
Total	2024	707	852	761	890	669	-	-	-	-	-	-	-	3,879	-8%	3,879
	2023	649	943	1,049	781	812	814	644	701	738	702	649	874	4,234	▼	9,356
Civil	2024	159	176	159	223	92	-	-	-	-	-	-	-	809	-26%	809
	2023	141	188	299	204	259	181	120	171	225	167	143	215	1,091	▼	2,313
Criminal	2024	200	193	250	245	219	-	-	-	-	-	-	-	1,107	-7%	1,107
	2023	258	224	262	202	243	226	128	182	185	211	175	246	1,189	▼	2,542
Concealed Handgun Permits	2024	8	206	85	93	65	-	-	-	-	-	-	-	457	-10%	457
	2023	84	231	113	55	24	155	89	52	78	49	98	131	507	▼	1,159
Miscellaneous/ Other	2024	337	272	265	328	291	-	-	-	-	-	-	-	1,493	4%	1,493
	2023	163	298	372	318	286	249	305	296	248	274	233	281	1,437	▲	3,323
Others	2024	3	5	2	1	2	-	-	-	-	-	-	-	13	30%	13
	2023	3	2	3	2	-	3	2	-	-	2	1	-	10	▲	19

Dispositions by Case Category																
Case Categories		Jan	Feb	Mar	Apr	May	Jun	Jul	Aug	Sep	Oct	Nov	Dec	Thru May	% Change	Total
Administrative Law	2024	2	3	-	2	1	-	-	-	-	-	-	-	8	60%	8
	2023	1	-	-	3	1	1	2	1	1	3	2	-	5	▲	15
Contested Divorce	2024	9	14	10	16	14	-	-	-	-	-	-	-	63	-43%	63
	2023	12	23	22	21	32	17	14	30	12	13	22	19	110	▼	237
Domestic and Family - Level 1	2024	15	10	2	9	3	-	-	-	-	-	-	-	39	39%	39
	2023	3	4	10	5	6	10	8	2	14	5	2	5	28	▲	74
Domestic and Family - Level 2	2024	2	7	2	7	3	-	-	-	-	-	-	-	21	31%	21
	2023	-	3	3	4	6	7	3	12	2	7	2	4	16	▲	53
Felonies and Related Matters	2024	118	106	138	131	102	-	-	-	-	-	-	-	595	-10%	595
	2023	153	133	162	96	120	141	74	95	109	115	79	149	664	▼	1,426
General Civil - Level 1	2024	3	2	1	3	2	-	-	-	-	-	-	-	11	-58%	11
	2023	13	4	1	3	5	1	-	1	5	2	2	2	26	▼	39
General Civil - Level 2	2024	94	95	107	129	49	-	-	-	-	-	-	-	474	-25%	474
	2023	82	108	182	114	144	80	59	73	145	90	75	132	630	▼	1,284
General Civil - Level 3	2024	9	15	10	15	4	-	-	-	-	-	-	-	53	71%	53
	2023	6	3	6	7	9	6	12	11	13	7	6	8	31	▲	94
Miscellaneous Civil	2024	218	339	206	258	197	-	-	-	-	-	-	-	1,218	1%	1,218
	2023	148	380	325	207	151	272	269	210	215	183	216	286	1,211	▲	2,862
Misdemeanor	2024	27	34	24	38	32	-	-	-	-	-	-	-	155	-4%	155
	2023	33	36	36	21	35	27	22	36	39	23	18	33	161	▼	359
Other	2024	128	140	149	165	162	-	-	-	-	-	-	-	744	-1%	744
	2023	103	149	165	174	161	137	127	141	112	138	118	127	752	▼	1,652
Other Criminally Related Matters	2024	55	54	89	81	85	-	-	-	-	-	-	-	364	-2%	364
	2023	72	55	69	87	89	63	32	51	38	76	82	65	372	▼	779
Probates/Wills & Trusts - Level 1	2024	1	-	4	3	-	-	-	-	-	-	-	-	8	-20%	8
	2023	1	3	3	2	1	2	4	1	6	2	2	2	10	▼	29
Probates/Wills & Trusts - Level 2	2024	3	4	6	4	2	-	-	-	-	-	-	-	19	-68%	19
	2023	10	17	12	10	10	14	5	6	10	8	4	8	59	▼	114
Uncontested Divorce	2024	23	29	13	29	13	-	-	-	-	-	-	-	107	-33%	107
	2023	12	25	53	27	42	36	13	31	17	30	19	34	159	▼	339

CPSS-CCMS-10.11 CASELOAD STATISTICS OF THE CIRCUIT COURTS

Fauquier

January 2023 -- May 2024 Dispositions

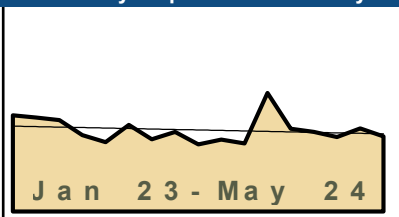
Alexandria and Fairfax Circuit are not Included in State Totals

Dashboard

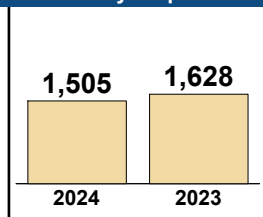
Court: Fauquier Circuit
Start/End Date: Jan-23 / May-24
2023 Average Month: 315
Jan-May 2023: 1,628
Dispositions Trending: ▼

Circuit/Court ID: 20 220061
Type of Case: Dispositions
2024 Average Month: 301
Jan-May 2024 : 1,505
Overall AVG. Month: 311

Monthly Dispositions Summary



Jan --- May Dispositions



Dispositions by Division

Divisions		Jan	Feb	Mar	Apr	May	Jun	Jul	Aug	Sep	Oct	Nov	Dec	Thru May	% Change	Total
Total	2024	315	303	284	317	286	-	-	-	-	-	-	-	1,505	-8%	1,505
	2023	367	358	348	291	264	330	275	303	256	274	260	452	1,628	▼	3,778
Civil	2024	61	38	30	49	53	-	-	-	-	-	-	-	231	9%	231
	2023	42	45	34	42	48	57	48	51	43	39	34	24	211	▲	507
Criminal	2024	56	76	80	68	80	-	-	-	-	-	-	-	360	7%	360
	2023	80	71	57	59	68	82	71	70	59	54	70	59	335	▲	800
Concealed Handgun Permits	2024	123	141	140	161	120	-	-	-	-	-	-	-	685	-15%	685
	2023	174	183	193	150	103	138	104	112	94	129	116	143	803	▼	1,639
Miscellaneous/ Other	2024	75	48	34	39	33	-	-	-	-	-	-	-	229	-18%	229
	2023	71	59	64	40	45	53	50	69	60	52	40	225	279	▼	828
Others	2024	-	-	-	-	-	-	-	-	-	-	-	-	0	0	0
	2023	-	-	-	-	-	-	2	1	-	-	-	1	0	↔	4

Dispositions by Case Category

Case Categories		Jan	Feb	Mar	Apr	May	Jun	Jul	Aug	Sep	Oct	Nov	Dec	Thru May	% Change	Total
Administrative Law	2024	-	1	-	-	-	-	-	-	-	-	-	-	1	0%	1
	2023	-	-	-	1	-	-	2	-	-	-	-	-	1	↔	3
Contested Divorce	2024	5	1	2	6	4	-	-	-	-	-	-	-	18	6%	18
	2023	3	3	4	2	5	5	1	3	2	3	7	4	17	▲	42
Domestic and Family - Level 1	2024	7	5	6	9	26	-	-	-	-	-	-	-	53	83%	53
	2023	4	3	-	11	11	16	7	2	14	5	1	3	29	▲	77
Domestic and Family - Level 2	2024	7	1	-	-	1	-	-	-	-	-	-	-	9	29%	9
	2023	4	2	1	-	-	6	2	2	3	4	1	2	7	▲	27
Felonies and Related Matters	2024	36	54	58	39	54	-	-	-	-	-	-	-	241	7%	241
	2023	57	42	45	30	52	45	39	44	39	29	45	40	226	▲	507
General Civil - Level 1	2024	-	-	2	-	-	-	-	-	-	-	-	-	2	-33%	2
	2023	1	1	-	1	-	2	-	-	-	1	2	-	3	▼	8
General Civil - Level 2	2024	13	8	12	16	6	-	-	-	-	-	-	-	55	-25%	55
	2023	15	17	15	11	15	11	13	18	10	9	11	8	73	▼	153
General Civil - Level 3	2024	11	5	5	3	3	-	-	-	-	-	-	-	27	42%	27
	2023	5	3	4	3	4	6	9	8	5	3	8	1	19	▲	59
Miscellaneous Civil	2024	159	167	161	183	137	-	-	-	-	-	-	-	807	-15%	807
	2023	206	220	227	170	132	163	137	151	120	158	133	156	955	▼	1,973
Misdemeanor	2024	15	16	16	19	18	-	-	-	-	-	-	-	84	31%	84
	2023	15	22	7	12	8	25	17	19	13	20	15	15	64	▲	188
Other	2024	38	22	10	17	8	-	-	-	-	-	-	-	95	-14%	95
	2023	37	21	24	13	16	24	15	28	31	21	18	212	111	▼	460
Other Criminally Related Matters	2024	5	6	6	10	8	-	-	-	-	-	-	-	35	-26%	35
	2023	10	7	5	17	8	12	15	7	7	5	11	5	47	▼	109
Probates/Wills & Trusts - Level 1	2024	3	1	-	-	-	-	-	-	-	-	-	-	4	300%	4
	2023	-	1	-	-	-	-	-	1	-	1	1	-	1	▲	4
Probates/Wills & Trusts - Level 2	2024	2	4	-	-	7	-	-	-	-	-	-	-	13	8%	13
	2023	4	5	1	1	1	1	8	6	1	6	1	2	12	▲	37
Protective Orders	2024	1	1	-	1	-	-	-	-	-	-	-	-	3	-25%	3
	2023	1	1	1	1	-	6	1	1	5	-	1	2	4	▼	20
Uncontested Divorce	2024	13	11	6	14	14	-	-	-	-	-	-	-	58	-2%	58
	2023	5	10	14	18	12	8	9	13	6	9	5	2	59	▼	111

This report reflects data in the case management system. Numbers will update accordingly as reports are refreshed and posted.

Dashboard		Monthly Dispositions Summary		Jan --- May Dispositions	
<p>Court: Loudoun Circuit Start/End Date: Jan-23 / May-24 2023 Average Month: 1,025 Jan-May 2023: 5,433 Dispositions Trending: ▼</p>	<p>Circuit/Court ID: 20 220107 Type of Case: Dispositions 2024 Average Month: 902 Jan-May 2024 : 4,512 Overall AVG. Month: 989</p>	<p style="text-align: center; font-weight: bold;">Jan 23 - May 24</p>		<p style="text-align: center; font-weight: bold;">2024: 4,512 2023: 5,433</p>	

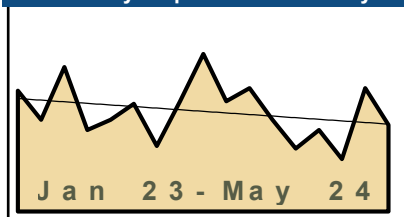
Dispositions by Division																
Divisions		Jan	Feb	Mar	Apr	May	Jun	Jul	Aug	Sep	Oct	Nov	Dec	Thru May	% Change	Total
Total	2024	870	922	985	972	763	-	-	-	-	-	-	-	4,512	-17%	4,512
	2023	1,104	829	1,268	1,249	983	898	785	1,047	807	847	905	1,577	5,433	▼	12,299
Civil	2024	104	143	122	165	128	-	-	-	-	-	-	-	662	-31%	662
	2023	244	160	253	149	155	168	180	261	148	153	190	177	961	▼	2,238
Criminal	2024	126	158	151	134	159	-	-	-	-	-	-	-	728	4%	728
	2023	133	104	208	131	121	149	105	139	93	117	132	126	697	▲	1,558
Concealed Handgun Permits	2024	271	286	322	307	206	-	-	-	-	-	-	-	1,392	-22%	1,392
	2023	367	363	429	363	259	284	216	251	233	257	277	304	1,781	▼	3,603
Miscellaneous/ Other	2024	367	330	390	364	266	-	-	-	-	-	-	-	1,717	-14%	1,717
	2023	360	200	377	605	448	297	283	385	329	320	304	965	1,990	▼	4,873
Others	2024	2	5	-	2	4	-	-	-	-	-	-	-	13	225%	13
	2023	-	2	1	1	-	-	-	1	11	4	-	2	4	▲	27

Dispositions by Case Category																
Case Categories		Jan	Feb	Mar	Apr	May	Jun	Jul	Aug	Sep	Oct	Nov	Dec	Thru May	% Change	Total
Administrative Law	2024	-	-	1	-	3	-	-	-	-	-	-	-	4	-50%	4
	2023	4	-	1	3	-	-	-	-	-	-	-	-	8	▼	8
Capital Murder	2024	-	-	-	-	-	-	-	-	-	-	-	-	0	-100%	0
	2023	-	-	-	2	-	-	-	-	-	-	-	-	2	▼	2
Contested Divorce	2024	10	21	18	24	18	-	-	-	-	-	-	-	91	-24%	91
	2023	24	19	24	25	28	21	29	20	17	22	21	26	120	▼	276
Domestic and Family - Level 1	2024	4	14	10	17	7	-	-	-	-	-	-	-	52	-53%	52
	2023	25	21	38	9	17	27	26	91	22	12	11	23	110	▼	322
Domestic and Family - Level 2	2024	5	7	9	10	9	-	-	-	-	-	-	-	40	-26%	40
	2023	12	8	11	6	17	8	12	16	9	5	24	8	54	▼	136
Felonies and Related Matters	2024	72	66	72	80	83	-	-	-	-	-	-	-	373	7%	373
	2023	63	53	108	43	80	61	54	87	45	47	49	36	347	▲	726
General Civil - Level 1	2024	1	2	2	3	1	-	-	-	-	-	-	-	9	-50%	9
	2023	5	1	7	1	4	3	-	3	1	2	2	1	18	▼	30
General Civil - Level 2	2024	36	41	32	51	36	-	-	-	-	-	-	-	196	-36%	196
	2023	98	49	80	40	41	40	44	60	37	40	43	51	308	▼	623
General Civil - Level 3	2024	10	13	14	8	16	-	-	-	-	-	-	-	61	-42%	61
	2023	37	13	18	19	18	13	8	17	17	16	21	12	105	▼	209
Miscellaneous Civil	2024	387	418	477	475	347	-	-	-	-	-	-	-	2,104	-33%	2,104
	2023	649	536	643	814	488	444	365	482	380	377	397	420	3,130	▼	5,995
Misdemeanor	2024	25	23	32	24	31	-	-	-	-	-	-	-	135	17%	135
	2023	21	17	39	20	18	23	26	12	25	26	26	23	115	▲	276
Other	2024	238	193	214	178	109	-	-	-	-	-	-	-	932	80%	932
	2023	41	16	143	134	185	122	120	145	163	180	184	835	519	▲	2,268
Other Criminally Related Matters	2024	31	69	47	30	46	-	-	-	-	-	-	-	223	-7%	223
	2023	53	35	62	66	23	65	25	40	23	44	58	67	239	▼	561
Probates/Wills & Trusts - Level 1	2024	1	-	-	1	-	-	-	-	-	-	-	-	2	0%	2
	2023	-	1	1	-	-	1	-	-	-	3	-	1	2	↔	7
Probates/Wills & Trusts - Level 2	2024	6	12	8	10	4	-	-	-	-	-	-	-	40	-15%	40
	2023	7	10	14	6	10	8	14	11	3	13	10	4	47	▼	110
Uncontested Divorce	2024	44	43	49	61	53	-	-	-	-	-	-	-	250	-19%	250
	2023	65	50	79	61	54	62	62	63	65	60	59	70	309	▼	750

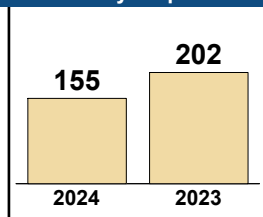
Dashboard

Court: Rappahannock Circuit **Circuit/Court ID:** 20 220157
Start/End Date: Jan-23 / May-24 **Type of Case:** Dispositions
2023 Average Month: 41 **2024 Average Month:** 31
Jan-May 2023: 202 **Jan-May 2024 :** 155
Dispositions Trending: ▼ **Overall AVG. Month:** 38

Monthly Dispositions Summary



Jan --- May Dispositions



Dispositions by Division

Divisions	Jan	Feb	Mar	Apr	May	Jun	Jul	Aug	Sep	Oct	Nov	Dec	Thru May	% Change	Total
Total	24	31	20	47	33	-	-	-	-	-	-	-	155	-23%	155
2023	46	35	55	31	35	41	25	42	60	42	47	35	202	▼	494
Civil	2	3	-	3	2	-	-	-	-	-	-	-	10	-55%	10
2023	3	2	4	11	2	1	7	6	11	2	2	4	22	▼	55
Criminal	6	10	7	21	17	-	-	-	-	-	-	-	61	49%	61
2023	3	10	14	7	7	20	7	8	22	26	29	5	41	▲	158
Concealed Handgun Permits	10	8	11	20	12	-	-	-	-	-	-	-	61	-34%	61
2023	29	13	30	10	10	9	1	12	23	8	10	13	92	▼	168
Miscellaneous/Other	6	10	2	3	2	-	-	-	-	-	-	-	23	-51%	23
2023	11	10	7	3	16	11	10	15	4	6	6	13	47	▼	112
Others	-	-	-	-	-	-	-	-	-	-	-	-	0	0	0
2023	-	-	-	-	-	-	-	1	-	-	-	-	0	↔	1

Dispositions by Case Category

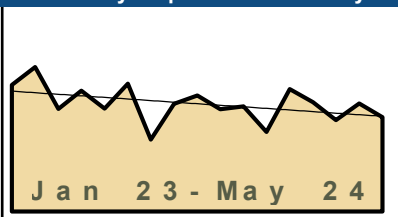
Case Categories	Jan	Feb	Mar	Apr	May	Jun	Jul	Aug	Sep	Oct	Nov	Dec	Thru May	% Change	Total
Administrative Law	-	-	-	-	-	-	-	-	-	-	-	-	0	-100%	0
2023	-	-	1	-	-	-	-	-	-	-	-	-	1	▼	1
Capital Murder	-	-	-	2	-	-	-	-	-	-	-	-	2	2	2
2023	-	-	-	-	-	-	-	-	-	-	-	-	0	↔	0
Contested Divorce	-	-	-	-	-	-	-	-	-	-	-	-	0	-100%	0
2023	-	1	1	-	2	-	-	1	1	-	1	2	4	▼	9
Domestic and Family - Level 1	-	1	-	1	1	-	-	-	-	-	-	-	3	-70%	3
2023	1	-	-	9	-	-	3	-	-	-	-	-	10	▼	13
Domestic and Family - Level 2	-	-	-	-	-	-	-	-	-	-	-	-	0	-100%	0
2023	1	-	-	-	-	-	-	-	-	-	-	-	1	▼	1
Felonies and Related Matters	3	5	3	14	10	-	-	-	-	-	-	-	35	40%	35
2023	3	6	8	5	3	15	5	4	9	19	21	3	25	▲	101
General Civil - Level 2	1	1	-	2	-	-	-	-	-	-	-	-	4	-43%	4
2023	1	-	3	1	2	1	1	3	-	2	1	2	7	▼	17
General Civil - Level 3	1	-	-	1	2	-	-	-	-	-	-	-	4	-33%	4
2023	2	1	1	1	1	1	3	2	10	-	-	1	6	▼	23
Miscellaneous Civil	15	14	13	22	12	-	-	-	-	-	-	-	76	-27%	76
2023	32	17	31	11	13	11	2	17	25	8	14	13	104	▼	194
Misdemeanor	2	3	4	2	6	-	-	-	-	-	-	-	17	13%	17
2023	-	3	6	2	4	5	2	3	11	4	5	2	15	▲	47
Other	-	3	-	-	-	-	-	-	-	-	-	-	3	-88%	3
2023	6	5	4	1	9	8	7	7	2	5	1	12	25	▼	67
Other Criminally Related Matters	1	2	-	3	1	-	-	-	-	-	-	-	7	600%	7
2023	-	1	-	-	-	-	-	-	1	2	3	3	1	▲	10
Probates/Wills & Trusts - Level 2	-	-	-	-	-	-	-	-	-	-	-	-	0	-100%	0
2023	-	-	-	-	1	-	-	-	1	-	1	-	1	▼	3
Uncontested Divorce	1	2	-	-	1	-	-	-	-	-	-	-	4	100%	4
2023	-	1	-	1	-	-	2	3	-	-	1	-	2	▲	8

Dashboard

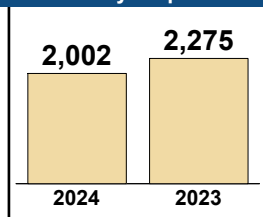
Court: Henry Circuit
Start/End Date: Jan-23 / May-24
2023 Average Month: 415
Jan-May 2023: 2,275
Dispositions Trending: ▼

Circuit/Court ID: 21 221089
Type of Case: Dispositions
2024 Average Month: 400
Jan-May 2024 : 2,002
Overall AVG. Month: 411

Monthly Dispositions Summary



Jan --- May Dispositions



Dispositions by Division

Divisions		Jan	Feb	Mar	Apr	May	Jun	Jul	Aug	Sep	Oct	Nov	Dec	Thru May	% Change	Total
Total	2024	466	417	348	412	359	-	-	-	-	-	-	-	2,002	-12%	2,002
	2023	482	550	391	460	392	487	274	410	442	390	401	303	2,275	▼	4,982
Civil	2024	34	33	43	38	27	-	-	-	-	-	-	-	175	-12%	175
	2023	46	44	38	31	39	28	19	35	37	30	44	26	198	▼	417
Criminal	2024	250	213	155	214	175	-	-	-	-	-	-	-	1,007	-11%	1,007
	2023	242	265	210	211	207	284	117	214	229	207	219	169	1,135	▼	2,574
Concealed Handgun Permits	2024	115	86	85	88	87	-	-	-	-	-	-	-	461	-24%	461
	2023	132	160	85	153	73	102	63	80	104	89	76	47	603	▼	1,164
Miscellaneous/ Other	2024	67	85	64	72	70	-	-	-	-	-	-	-	358	6%	358
	2023	62	81	58	64	73	73	75	81	72	64	62	61	338	▲	826
Others	2024	-	-	1	-	-	-	-	-	-	-	-	-	1	0%	1
	2023	-	-	-	1	-	-	-	-	-	-	-	-	1	↔	1

Dispositions by Case Category

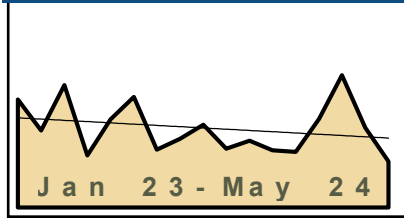
Case Categories		Jan	Feb	Mar	Apr	May	Jun	Jul	Aug	Sep	Oct	Nov	Dec	Thru May	% Change	Total
Administrative Law	2024	-	-	-	-	-	-	-	-	-	-	-	-	0	-100%	0
	2023	-	-	1	-	-	-	-	-	-	-	-	-	1	▼	1
Capital Murder	2024	-	-	-	-	1	-	-	-	-	-	-	-	1	1	1
	2023	-	-	-	-	-	-	4	-	-	-	-	-	0	↔	4
Contested Divorce	2024	3	5	8	5	6	-	-	-	-	-	-	-	27	23%	27
	2023	6	1	9	3	3	9	2	4	5	5	11	2	22	▲	60
Domestic and Family - Level 1	2024	4	3	3	4	6	-	-	-	-	-	-	-	20	-56%	20
	2023	12	16	7	2	8	1	2	3	11	8	1	8	45	▼	79
Domestic and Family - Level 2	2024	2	1	2	1	-	-	-	-	-	-	-	-	6	-40%	6
	2023	4	2	2	1	1	1	1	2	2	5	2	1	10	▼	24
Felonies and Related Matters	2024	169	145	111	163	124	-	-	-	-	-	-	-	712	-12%	712
	2023	173	191	152	156	134	202	71	131	153	146	155	131	806	▼	1,795
General Civil - Level 2	2024	8	4	1	4	2	-	-	-	-	-	-	-	19	58%	19
	2023	2	2	3	2	3	6	3	7	5	2	4	1	12	▲	40
General Civil - Level 3	2024	7	8	11	7	2	-	-	-	-	-	-	-	35	9%	35
	2023	5	14	4	4	5	1	2	5	5	3	11	3	32	▲	62
Miscellaneous Civil	2024	140	115	110	120	105	-	-	-	-	-	-	-	590	-18%	590
	2023	148	186	110	184	89	129	95	113	123	114	88	59	717	▼	1,438
Misdemeanor	2024	72	58	26	46	39	-	-	-	-	-	-	-	241	-18%	241
	2023	64	67	55	49	59	74	34	71	67	55	47	33	294	▼	675
Other	2024	42	55	42	41	52	-	-	-	-	-	-	-	232	4%	232
	2023	47	53	32	35	57	44	43	48	52	38	49	48	224	▲	546
Other Criminally Related Matters	2024	9	10	18	5	12	-	-	-	-	-	-	-	54	54%	54
	2023	5	7	3	6	14	8	10	12	9	6	17	6	35	▲	103
Probates/Wills & Trusts - Level 1	2024	-	1	-	1	-	-	-	-	-	-	-	-	2	100%	2
	2023	-	-	1	-	-	-	1	-	2	-	1	-	1	▲	5
Probates/Wills & Trusts - Level 2	2024	1	1	1	6	1	-	-	-	-	-	-	-	10	-17%	10
	2023	5	1	3	2	1	5	-	1	1	2	4	5	12	▼	30
Uncontested Divorce	2024	9	11	15	9	9	-	-	-	-	-	-	-	53	-17%	53
	2023	11	10	9	16	18	7	6	13	7	6	11	6	64	▼	120

Dashboard

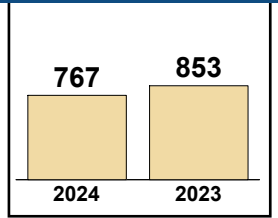
Court: Patrick Circuit
Start/End Date: Jan-23 / May-24
2023 Average Month: 151
Jan-May 2023: 853
Dispositions Trending: ▼

Circuit/Court ID: 21 221141
Type of Case: Dispositions
2024 Average Month: 153
Jan-May 2024 : 767
Overall AVG. Month: 152

Monthly Dispositions Summary



Jan --- May Dispositions



Dispositions by Division

Divisions		Jan	Feb	Mar	Apr	May	Jun	Jul	Aug	Sep	Oct	Nov	Dec	Thru May	% Change	Total
Total	2024	106	169	252	152	88	-	-	-	-	-	-	-	767	-10%	767
	2023	206	147	233	99	168	211	110	131	158	112	127	109	853	▼	1,811
Civil	2024	4	11	15	5	-	-	-	-	-	-	-	-	35	-3%	35
	2023	2	6	12	5	11	12	7	9	3	4	2	1	36	▼	74
Criminal	2024	42	90	183	117	68	-	-	-	-	-	-	-	500	3%	500
	2023	141	112	93	26	112	137	69	70	110	65	91	77	484	▲	1,103
Concealed Handgun Permits	2024	54	66	43	28	18	-	-	-	-	-	-	-	209	-32%	209
	2023	60	25	122	64	37	52	26	49	35	28	26	27	308	▼	551
Miscellaneous/ Other	2024	6	2	11	2	1	-	-	-	-	-	-	-	22	-12%	22
	2023	3	4	6	4	8	10	7	3	10	15	8	4	25	▼	82
Others	2024	-	-	-	-	1	-	-	-	-	-	-	-	1	1	1
	2023	-	-	-	-	-	-	1	-	-	-	-	-	0	↔	1

Dispositions by Case Category


Case Categories		Jan	Feb	Mar	Apr	May	Jun	Jul	Aug	Sep	Oct	Nov	Dec	Thru May	% Change	Total
Administrative Law	2024	-	-	-	-	-	-	-	-	-	-	-	-	0	0	0
	2023	-	-	-	-	-	1	-	-	-	-	-	-	0	↔	1
Contested Divorce	2024	-	1	3	-	-	-	-	-	-	-	-	-	4	-60%	4
	2023	-	1	3	2	4	-	2	3	-	2	1	1	10	▼	19
Domestic and Family - Level 1	2024	-	-	2	2	-	-	-	-	-	-	-	-	4	4	4
	2023	-	-	-	-	-	2	-	1	-	-	-	-	0	↔	3
Domestic and Family - Level 2	2024	-	-	-	-	-	-	-	-	-	-	-	-	0	-100%	0
	2023	-	-	1	2	-	-	-	-	1	-	-	1	3	▼	5
Felonies and Related Matters	2024	35	59	154	68	32	-	-	-	-	-	-	-	348	4%	348
	2023	122	61	68	16	69	101	47	40	88	44	62	45	336	▲	763
General Civil - Level 1	2024	1	-	-	1	-	-	-	-	-	-	-	-	2	2	2
	2023	-	-	-	-	-	-	-	-	-	-	-	-	0	↔	0
General Civil - Level 2	2024	-	2	1	-	-	-	-	-	-	-	-	-	3	200%	3
	2023	-	-	1	-	-	1	2	-	1	2	-	-	1	▲	7
General Civil - Level 3	2024	-	2	2	1	-	-	-	-	-	-	-	-	5	-38%	5
	2023	1	2	3	-	2	6	1	-	-	2	-	-	8	▼	17
Miscellaneous Civil	2024	60	68	54	29	19	-	-	-	-	-	-	-	230	-31%	230
	2023	63	29	127	68	44	59	32	52	45	40	34	30	331	▼	623
Misdemeanor	2024	7	23	28	43	16	-	-	-	-	-	-	-	117	-6%	117
	2023	19	39	25	10	32	34	22	17	20	14	23	30	125	▼	285
Other	2024	-	-	-	-	1	-	-	-	-	-	-	-	1	1	1
	2023	-	-	-	-	-	-	1	-	-	-	-	-	0	↔	1
Other Criminally Related Matters	2024	-	8	1	6	20	-	-	-	-	-	-	-	35	46%	35
	2023	-	12	-	-	12	2	-	13	2	7	6	2	24	▲	56
Probates/Wills & Trusts - Level 2	2024	-	1	4	1	-	-	-	-	-	-	-	-	6	0%	6
	2023	-	1	2	-	3	2	-	-	-	-	-	-	6	↔	8
Uncontested Divorce	2024	3	5	3	1	-	-	-	-	-	-	-	-	12	33%	12
	2023	1	2	3	1	2	3	3	5	1	1	1	-	9	▲	23

Dashboard

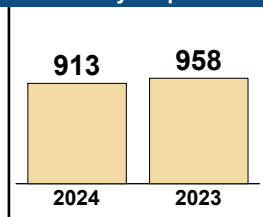
Court: Martinsville Circuit
Start/End Date: Jan-23 / May-24
2023 Average Month: 172
Jan-May 2023: 958
Dispositions Trending: ▼

Circuit/Court ID: 21 221690
Type of Case: Dispositions
2024 Average Month: 183
Jan-May 2024 : 913
Overall AVG. Month: 175

Monthly Dispositions Summary



Jan --- May Dispositions



Dispositions by Division

Divisions		Jan	Feb	Mar	Apr	May	Jun	Jul	Aug	Sep	Oct	Nov	Dec	Thru May	% Change	Total
Total	2024	191	225	155	222	120	-	-	-	-	-	-	-	913	-5%	913
	2023	209	208	244	157	140	150	173	139	171	210	149	114	958	▼	2,064
Civil	2024	14	5	15	15	-	-	-	-	-	-	-	-	49	0%	49
	2023	14	5	12	13	5	5	12	9	3	5	7	5	49	↔	95
Criminal	2024	114	147	99	148	77	-	-	-	-	-	-	-	585	-11%	585
	2023	146	165	135	119	91	113	108	82	138	155	101	84	656	▼	1,437
Concealed Handgun Permits	2024	5	19	24	19	10	-	-	-	-	-	-	-	77	-8%	77
	2023	17	14	33	7	13	12	15	11	11	18	10	11	84	▼	172
Miscellaneous/ Other	2024	58	54	17	40	33	-	-	-	-	-	-	-	202	20%	202
	2023	32	24	64	18	31	20	38	37	19	32	31	13	169	▲	359
Others	2024	-	-	-	-	-	-	-	-	-	-	-	-	0	0	0
	2023	-	-	-	-	-	-	-	-	-	-	-	1	0	↔	1

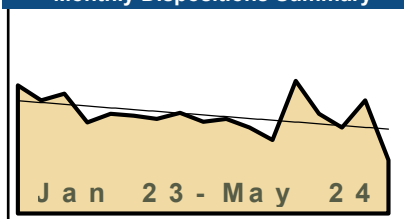
Dispositions by Case Category

Case Categories		Jan	Feb	Mar	Apr	May	Jun	Jul	Aug	Sep	Oct	Nov	Dec	Thru May	% Change	Total
Administrative Law	2024	-	-	1	-	-	-	-	-	-	-	-	-	1	1	1
	2023	-	-	-	-	-	1	-	-	-	-	1	-	0	↔	2
Capital Murder	2024	-	-	-	-	-	-	-	-	-	-	-	-	0	-100%	0
	2023	-	-	1	-	-	-	-	-	-	-	-	-	1	▼	1
Contested Divorce	2024	-	1	1	2	-	-	-	-	-	-	-	-	4	-33%	4
	2023	1	-	1	1	3	1	2	1	1	1	-	-	6	▼	12
Domestic and Family - Level 1	2024	2	-	-	-	-	-	-	-	-	-	-	-	2	-50%	2
	2023	4	-	-	-	-	-	1	-	-	-	-	2	4	▼	7
Domestic and Family - Level 2	2024	1	-	-	-	-	-	-	-	-	-	-	-	1	1	1
	2023	-	-	-	-	-	-	-	-	-	-	-	-	0	↔	0
Felonies and Related Matters	2024	68	76	65	97	43	-	-	-	-	-	-	-	349	-21%	349
	2023	100	103	84	86	68	78	51	45	102	113	62	63	441	▼	955
General Civil - Level 1	2024	-	-	-	3	-	-	-	-	-	-	-	-	3	3	3
	2023	-	-	-	-	-	1	2	-	-	-	-	-	0	↔	3
General Civil - Level 2	2024	3	2	2	4	1	-	-	-	-	-	-	-	12	20%	12
	2023	1	1	4	3	1	-	3	3	1	1	1	-	10	▲	19
General Civil - Level 3	2024	6	23	2	5	-	1	1	6	-	1	3	1	36	24%	36
	2023	5	2	5	7	10	1	1	6	-	1	3	1	29	▲	42
Miscellaneous Civil	2024	18	27	29	27	11	-	-	-	-	-	-	-	112	-1%	112
	2023	24	18	42	11	18	18	25	19	17	25	15	15	113	▼	247
Misdemeanor	2024	37	30	23	39	17	-	-	-	-	-	-	-	146	16%	146
	2023	26	35	28	25	12	27	22	23	28	31	29	11	126	▲	297
Other	2024	44	24	11	29	31	-	-	-	-	-	-	-	139	10%	139
	2023	25	18	54	12	17	14	26	22	13	24	26	10	126	▲	261
Other Criminally Related Matters	2024	9	41	11	12	17	-	-	-	-	-	-	-	90	2%	90
	2023	20	27	22	8	11	8	35	14	8	11	10	10	88	▲	184
Probates/Wills & Trusts - Level 2	2024	2	-	6	3	-	-	-	-	-	-	-	-	11	38%	11
	2023	2	4	-	2	-	-	-	2	1	2	1	1	8	▲	15
Uncontested Divorce	2024	1	1	4	1	-	-	-	-	-	-	-	-	7	17%	7
	2023	1	-	3	2	-	1	5	4	-	1	1	1	6	▲	19

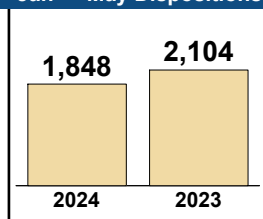
Dashboard

Court: Franklin County Circuit **Circuit/Court ID:** 22 222067
Start/End Date: Jan-23 / May-24 **Type of Case:** Dispositions
2023 Average Month: 378 **2024 Average Month:** 370
Jan-May 2023: 2,104 **Jan-May 2024 :** 1,848
Dispositions Trending: ▼ **Overall AVG. Month:** 376

Monthly Dispositions Summary



Jan --- May Dispositions



Dispositions by Division

Divisions		Jan	Feb	Mar	Apr	May	Jun	Jul	Aug	Sep	Oct	Nov	Dec	Thru May	% Change	Total
Total	2024	506	380	328	431	203	-	-	-	-	-	-	-	1,848	-12%	1,848
	2023	489	431	457	347	380	373	360	384	349	361	328	280	2,104	▼	4,539
Civil	2024	54	46	41	38	34	-	-	-	-	-	-	-	213	-30%	213
	2023	112	53	64	44	32	49	62	73	44	58	17	70	305	▼	678
Criminal	2024	238	168	181	181	52	-	-	-	-	-	-	-	820	-20%	820
	2023	244	180	207	218	170	180	204	140	223	197	153	125	1,019	▼	2,241
Concealed Handgun Permits	2024	197	143	82	191	95	-	-	-	-	-	-	-	708	4%	708
	2023	113	178	160	71	159	124	61	140	63	79	140	63	681	▲	1,351
Miscellaneous/ Other	2024	17	23	24	21	21	-	-	-	-	-	-	-	106	9%	106
	2023	19	20	26	14	18	20	33	31	18	27	18	22	97	▲	266
Others	2024	-	-	-	-	1	-	-	-	-	-	-	-	1	-50%	1
	2023	1	-	-	-	1	-	-	-	1	-	-	-	2	▼	3

Dispositions by Case Category

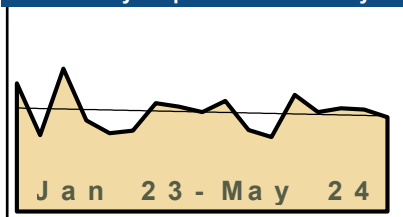
Case Categories		Jan	Feb	Mar	Apr	May	Jun	Jul	Aug	Sep	Oct	Nov	Dec	Thru May	% Change	Total
Administrative Law	2024	-	-	1	-	-	-	-	-	-	-	-	-	1	1	1
	2023	-	-	-	-	-	-	-	-	-	-	-	-	0	↔	0
Capital Murder	2024	-	-	1	-	-	-	-	-	-	-	-	-	1	1	1
	2023	-	-	-	-	-	-	-	-	-	-	-	-	0	↔	0
Contested Divorce	2024	5	3	4	6	3	-	-	-	-	-	-	-	21	0%	21
	2023	4	3	6	6	2	5	5	1	5	1	2	4	21	↔	44
Domestic and Family - Level 1	2024	20	8	12	4	14	-	-	-	-	-	-	-	58	-64%	58
	2023	82	16	37	18	8	18	21	32	2	17	6	33	161	▼	290
Domestic and Family - Level 2	2024	2	1	2	2	1	-	-	-	-	-	-	-	8	-11%	8
	2023	2	5	-	-	2	6	1	6	4	1	1	4	9	▼	32
Felonies and Related Matters	2024	194	146	140	144	38	-	-	-	-	-	-	-	662	-21%	662
	2023	194	138	161	197	144	152	178	112	184	159	119	109	834	▼	1,847
General Civil - Level 1	2024	-	-	-	1	-	-	-	-	-	-	-	-	1	-67%	1
	2023	1	1	-	1	-	-	-	-	-	-	-	-	3	▼	3
General Civil - Level 2	2024	9	9	6	8	5	-	-	-	-	-	-	-	37	68%	37
	2023	2	6	5	2	7	4	13	9	5	7	4	5	22	▲	69
General Civil - Level 3	2024	3	9	3	2	5	-	-	-	-	-	-	-	22	-12%	22
	2023	7	9	2	3	4	6	6	6	14	9	3	8	25	▼	77
Miscellaneous Civil	2024	213	163	102	208	111	-	-	-	-	-	-	-	797	5%	797
	2023	129	195	183	82	173	141	91	167	77	105	152	82	762	▲	1,577
Misdemeanor	2024	43	25	36	33	6	-	-	-	-	-	-	-	143	-16%	143
	2023	44	39	46	18	24	24	23	22	30	34	28	18	171	▼	350
Other	2024	1	-	2	-	1	-	-	-	-	-	-	-	4	0%	4
	2023	1	2	-	-	1	-	2	2	2	5	-	-	4	↔	15
Other Criminally Related Matters	2024	3	2	4	5	8	-	-	-	-	-	-	-	22	38%	22
	2023	6	3	2	3	2	4	4	6	9	4	6	3	16	▲	52
Probates/Wills & Trusts - Level 1	2024	-	1	1	-	-	-	-	-	-	-	-	-	2	2	2
	2023	-	-	-	-	-	-	-	-	2	-	-	-	0	↔	2
Probates/Wills & Trusts - Level 2	2024	1	2	2	4	3	-	-	-	-	-	-	-	12	-40%	12
	2023	4	5	3	5	3	3	1	4	7	5	1	1	20	▼	42
Protective Orders	2024	-	-	1	-	-	-	-	-	-	-	-	-	1	1	1
	2023	-	-	-	-	-	1	-	2	1	-	-	1	0	↔	5
Uncontested Divorce	2024	12	11	11	14	8	-	-	-	-	-	-	-	56	0%	56
	2023	13	9	12	12	10	9	15	13	9	14	6	12	56	↔	134

Dashboard

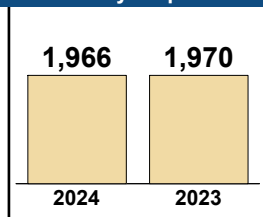
Court: Pittsylvania Circuit
Start/End Date: Jan-23 / May-24
2023 Average Month: 374
Jan-May 2023: 1,970
Dispositions Trending: ↔

Circuit/Court ID: 22 222143
Type of Case: Dispositions
2024 Average Month: 393
Jan-May 2024 : 1,966
Overall AVG. Month: 380

Monthly Dispositions Summary



Jan --- May Dispositions



Dispositions by Division

Divisions		Jan	Feb	Mar	Apr	May	Jun	Jul	Aug	Sep	Oct	Nov	Dec	Thru May	% Change	Total
Total	2024	445	379	394	389	359	-	-	-	-	-	-	-	1,966	0%	1,966
	2023	489	291	545	347	298	308	413	400	379	421	311	284	1,970	▼	4,486
Civil	2024	46	27	38	28	53	-	-	-	-	-	-	-	192	7%	192
	2023	31	31	52	37	29	25	52	43	26	19	21	44	180	▲	410
Criminal	2024	81	138	114	113	132	-	-	-	-	-	-	-	578	0%	578
	2023	100	113	145	117	102	122	121	139	165	182	116	77	577	▲	1,499
Concealed Handgun Permits	2024	193	148	173	169	126	-	-	-	-	-	-	-	809	-2%	809
	2023	254	70	286	122	97	112	186	131	114	164	119	104	829	▼	1,759
Miscellaneous/ Other	2024	97	60	69	79	48	-	-	-	-	-	-	-	353	-8%	353
	2023	103	77	62	71	69	47	54	87	74	56	55	59	382	▼	814
Others	2024	28	6	-	-	-	-	-	-	-	-	-	-	34	1,600%	34
	2023	1	-	-	-	1	2	-	-	-	-	-	-	2	▲	4

Dispositions by Case Category

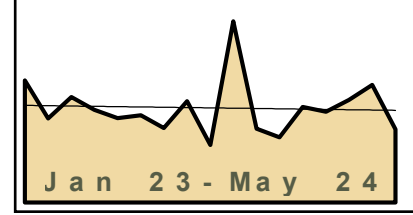
Case Categories		Jan	Feb	Mar	Apr	May	Jun	Jul	Aug	Sep	Oct	Nov	Dec	Thru May	% Change	Total
Administrative Law	2024	-	1	-	1	-	-	-	-	-	-	-	-	2	2	2
	2023	-	-	-	-	-	1	-	-	-	-	-	-	0	↔	1
Capital Murder	2024	-	-	-	-	-	-	-	-	-	-	-	-	0	-100%	0
	2023	-	-	1	-	-	-	-	-	-	-	-	-	1	▼	1
Contested Divorce	2024	7	2	3	5	6	-	-	-	-	-	-	-	23	10%	23
	2023	-	4	10	4	3	2	5	5	2	3	4	11	21	▲	53
Domestic and Family - Level 1	2024	20	11	6	8	23	-	-	-	-	-	-	-	68	19%	68
	2023	10	10	15	16	6	8	28	8	4	1	-	15	57	▲	121
Domestic and Family - Level 2	2024	1	2	10	3	3	-	-	-	-	-	-	-	19	111%	19
	2023	1	-	4	-	4	-	2	1	1	1	4	-	9	▲	18
Felonies and Related Matters	2024	69	98	85	82	106	-	-	-	-	-	-	-	440	5%	440
	2023	69	88	106	84	72	90	92	107	130	140	87	60	419	▲	1,125
General Civil - Level 1	2024	-	-	1	-	-	-	-	-	-	-	-	-	1	-67%	1
	2023	1	1	1	-	-	-	-	1	1	-	-	-	3	▼	5
General Civil - Level 2	2024	6	4	3	1	4	-	-	-	-	-	-	-	18	0%	18
	2023	6	2	3	3	4	3	1	10	3	3	2	2	18	↔	42
General Civil - Level 3	2024	3	3	6	3	6	-	-	-	-	-	-	-	21	0%	21
	2023	4	2	6	4	5	4	4	7	5	4	2	8	21	↔	55
Miscellaneous Civil	2024	207	168	193	187	142	-	-	-	-	-	-	-	897	-4%	897
	2023	281	96	305	145	112	129	201	170	128	182	138	122	939	▼	2,009
Misdemeanor	2024	11	37	24	25	26	-	-	-	-	-	-	-	123	-12%	123
	2023	27	22	34	27	30	29	25	25	34	33	27	17	140	▼	330
Other	2024	109	43	47	62	29	-	-	-	-	-	-	-	290	11%	290
	2023	72	50	45	42	53	30	38	41	57	38	36	39	262	▲	541
Other Criminally Related Matters	2024	2	3	5	6	-	-	-	-	-	-	-	-	16	-6%	16
	2023	4	3	4	6	-	3	5	7	1	10	2	3	17	▼	48
Probates/Wills & Trusts - Level 1	2024	-	-	-	-	-	-	-	-	-	-	-	-	0	0	0
	2023	-	-	-	-	-	-	-	-	-	-	-	1	0	↔	1
Probates/Wills & Trusts - Level 2	2024	-	1	1	1	-	-	-	-	-	-	-	-	3	-50%	3
	2023	1	1	1	3	-	1	-	2	-	2	1	2	6	▼	14
Uncontested Divorce	2024	10	6	10	5	14	-	-	-	-	-	-	-	45	-21%	45
	2023	13	12	10	13	9	8	12	16	13	4	7	5	57	▼	122

Dashboard

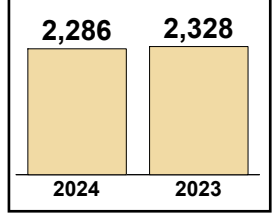
Court: Danville Circuit
Start/End Date: Jan-23 / May-24
2023 Average Month: 448
Jan-May 2023: 2,328
Dispositions Trending: ⇌

Circuit/Court ID: 22 222590
Type of Case: Dispositions
2024 Average Month: 457
Jan-May 2024 : 2,286
Overall AVG. Month: 451

Monthly Dispositions Summary



Jan --- May Dispositions



Dispositions by Division

Divisions		Jan	Feb	Mar	Apr	May	Jun	Jul	Aug	Sep	Oct	Nov	Dec	Thru May	% Change	Total
Total	2024	455	432	489	561	349	-	-	-	-	-	-	-	2,286	-2%	2,286
	2023	581	401	502	442	402	416	354	483	274	863	351	310	2,328	▼	5,379
Civil	2024	41	36	78	60	39	-	-	-	-	-	-	-	254	83%	254
	2023	35	22	20	27	35	29	18	48	24	52	59	74	139	▲	443
Criminal	2024	243	263	219	311	160	-	-	-	-	-	-	-	1,196	-14%	1,196
	2023	391	227	312	298	165	271	194	259	131	583	189	89	1,393	▼	3,109
Concealed Handgun Permits	2024	44	45	67	48	45	-	-	-	-	-	-	-	249	-22%	249
	2023	69	53	86	25	88	24	49	60	48	37	31	55	321	▼	625
Miscellaneous/ Other	2024	127	88	125	142	105	-	-	-	-	-	-	-	587	24%	587
	2023	86	98	84	92	114	92	93	116	71	191	72	92	474	▲	1,201
Others	2024	-	-	-	-	-	-	-	-	-	-	-	-	0	-100%	0
	2023	-	1	-	-	-	-	-	-	-	-	-	-	1	▼	1


Dispositions by Case Category

Case Categories		Jan	Feb	Mar	Apr	May	Jun	Jul	Aug	Sep	Oct	Nov	Dec	Thru May	% Change	Total
Administrative Law	2024	-	-	-	1	-	-	-	-	-	-	-	-	1	1	1
	2023	-	-	-	-	-	-	-	-	-	1	1	1	0	↔	3
Capital Murder	2024	-	-	3	-	-	-	-	-	-	-	-	-	3	3	3
	2023	-	-	-	-	-	-	-	-	-	-	-	-	0	↔	0
Contested Divorce	2024	3	1	2	3	2	-	-	-	-	-	-	-	11	-21%	11
	2023	3	3	2	3	3	4	2	7	1	5	2	6	14	▼	41
Domestic and Family - Level 1	2024	7	5	40	12	10	-	-	-	-	-	-	-	74	236%	74
	2023	7	3	4	6	2	4	1	8	2	2	15	15	22	▲	69
Domestic and Family - Level 2	2024	4	3	3	13	3	-	-	-	-	-	-	-	26	1,200%	26
	2023	1	-	1	-	-	1	-	-	-	16	-	11	2	▲	30
Felonies and Related Matters	2024	175	172	148	222	107	-	-	-	-	-	-	-	824	-12%	824
	2023	260	166	204	207	99	192	128	192	97	293	133	67	936	▼	2,038
General Civil - Level 1	2024	2	1	1	-	1	-	-	-	-	-	-	-	5	67%	5
	2023	-	-	-	-	3	-	-	1	3	3	1	2	3	▲	13
General Civil - Level 2	2024	13	7	10	11	11	-	-	-	-	-	-	-	52	117%	52
	2023	6	4	5	5	4	5	5	7	8	25	8	16	24	▲	98
General Civil - Level 3	2024	10	17	13	8	7	12	5	15	6	20	13	18	55	72%	55
	2023	4	8	3	5	12	12	5	15	6	20	13	18	32	▲	121
Miscellaneous Civil	2024	65	60	97	91	62	-	-	-	-	-	-	-	375	-2%	375
	2023	76	74	97	37	99	40	75	119	55	115	38	92	383	▼	917
Misdemeanor	2024	64	91	53	69	36	-	-	-	-	-	-	-	313	-25%	313
	2023	134	53	96	75	58	66	55	74	29	280	60	18	416	▼	998
Other	2024	93	69	90	92	80	-	-	-	-	-	-	-	424	6%	424
	2023	75	76	71	76	101	71	64	50	58	77	59	43	399	▲	821
Other Criminally Related Matters	2024	11	5	15	25	22	-	-	-	-	-	-	-	78	18%	78
	2023	11	9	13	22	11	14	11	5	6	16	6	4	66	▲	128
Probates/Wills & Trusts - Level 1	2024	-	-	-	-	-	-	-	-	-	-	-	-	0	-100%	0
	2023	-	-	-	-	1	-	-	-	-	-	-	1	1	▼	2
Probates/Wills & Trusts - Level 2	2024	2	-	2	1	-	-	-	-	-	-	-	-	5	400%	5
	2023	-	-	-	-	1	-	3	1	5	2	3	2	1	▲	17
Uncontested Divorce	2024	6	1	12	13	8	-	-	-	-	-	-	-	40	38%	40
	2023	4	5	6	6	8	7	5	4	4	8	12	14	29	▲	83

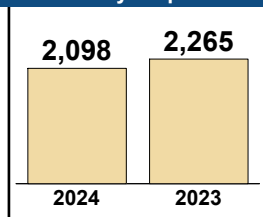
Dashboard

Court: Roanoke County Circuit **Circuit/Court ID:** 23 223161
Start/End Date: Jan-23 / May-24 **Type of Case:** Dispositions
2023 Average Month: 419 **2024 Average Month:** 420
Jan-May 2023: 2,265 **Jan-May 2024 :** 2,098
Dispositions Trending: ▼ **Overall AVG. Month:** 419

Monthly Dispositions Summary



Jan --- May Dispositions

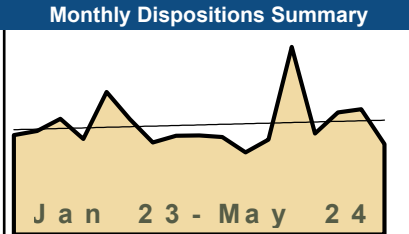
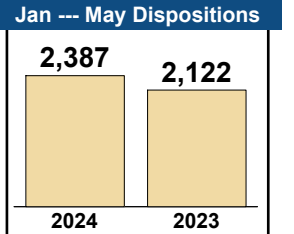


Dispositions by Division

Divisions		Jan	Feb	Mar	Apr	May	Jun	Jul	Aug	Sep	Oct	Nov	Dec	Thru May	% Change	Total
Total	2024	343	379	506	473	397	-	-	-	-	-	-	-	2,098	-7%	2,098
	2023	442	454	529	439	401	367	444	454	383	379	326	412	2,265	▼	5,030
Civil	2024	42	40	53	57	53	-	-	-	-	-	-	-	245	-14%	245
	2023	43	68	61	51	61	40	48	61	52	43	43	44	284	▼	615
Criminal	2024	146	150	196	175	150	-	-	-	-	-	-	-	817	12%	817
	2023	122	150	201	143	114	120	196	196	149	164	133	162	730	▲	1,850
Concealed Handgun Permits	2024	114	153	211	184	154	-	-	-	-	-	-	-	816	-23%	816
	2023	233	195	224	215	195	164	158	146	120	134	119	176	1,062	▼	2,079
Miscellaneous/ Other	2024	41	36	46	57	40	-	-	-	-	-	-	-	220	16%	220
	2023	44	41	43	30	31	43	42	51	62	38	31	29	189	▲	485
Others	2024	-	-	-	-	-	-	-	-	-	-	-	-	0	0	0
	2023	-	-	-	-	-	-	-	-	-	-	-	1	0	↔	1

Dispositions by Case Category

Case Categories		Jan	Feb	Mar	Apr	May	Jun	Jul	Aug	Sep	Oct	Nov	Dec	Thru May	% Change	Total
Administrative Law	2024	-	1	-	-	-	-	-	-	-	-	-	-	1	-50%	1
	2023	-	2	-	-	-	1	2	-	1	-	-	-	2	▼	6
Capital Murder	2024	-	-	-	-	-	-	-	-	-	-	-	-	0	-100%	0
	2023	-	-	1	-	-	-	-	-	-	-	-	-	1	▼	1
Contested Divorce	2024	5	6	3	8	7	-	-	-	-	-	-	-	29	-28%	29
	2023	5	11	8	5	11	1	9	8	9	5	3	3	40	▼	78
Domestic and Family - Level 1	2024	3	3	10	5	8	-	-	-	-	-	-	-	29	4%	29
	2023	1	8	5	5	9	9	8	10	7	13	12	6	28	▲	93
Domestic and Family - Level 2	2024	2	3	6	3	5	-	-	-	-	-	-	-	19	58%	19
	2023	2	2	5	2	1	2	3	3	1	4	3	1	12	▲	29
Felonies and Related Matters	2024	111	127	154	144	103	-	-	-	-	-	-	-	639	10%	639
	2023	85	128	161	113	96	91	156	157	108	128	110	128	583	▲	1,461
General Civil - Level 1	2024	2	-	1	1	1	-	-	-	-	-	-	-	5	150%	5
	2023	1	-	1	-	-	-	-	-	-	1	1	-	2	▲	4
General Civil - Level 2	2024	9	7	12	20	12	-	-	-	-	-	-	-	60	5%	60
	2023	14	8	12	11	12	11	5	10	12	4	12	8	57	▲	119
General Civil - Level 3	2024	5	7	4	7	6	-	-	-	-	-	-	-	29	0%	29
	2023	3	10	4	7	5	5	7	12	3	3	3	11	29	↔	73
Miscellaneous Civil	2024	156	188	258	234	190	-	-	-	-	-	-	-	1,026	-17%	1,026
	2023	274	233	266	245	222	202	197	195	181	170	148	202	1,240	▼	2,535
Misdemeanor	2024	22	17	40	24	32	-	-	-	-	-	-	-	135	30%	135
	2023	24	17	29	23	11	22	37	32	27	31	15	23	104	▲	291
Other	2024	-	-	-	1	2	-	-	-	-	-	-	-	3	-25%	3
	2023	-	1	2	-	1	1	-	-	5	-	-	2	4	▼	12
Other Criminally Related Matters	2024	13	6	7	7	16	-	-	-	-	-	-	-	49	17%	49
	2023	13	5	10	7	7	7	3	7	14	6	8	11	42	▲	98
Probates/Wills & Trusts - Level 1	2024	-	1	1	1	-	-	-	-	-	-	-	-	3	0%	3
	2023	1	1	-	-	1	1	-	-	2	-	-	-	3	↔	6
Probates/Wills & Trusts - Level 2	2024	4	1	1	6	5	-	-	-	-	-	-	-	17	-29%	17
	2023	3	7	3	3	8	2	4	2	1	3	1	2	24	▼	39
Uncontested Divorce	2024	11	12	9	12	10	-	-	-	-	-	-	-	54	-43%	54
	2023	16	21	23	17	17	12	13	18	12	11	10	15	94	▼	185

Dashboard		Monthly Dispositions Summary		Jan --- May Dispositions	
<p>Court: Roanoke Circuit Start/End Date: Jan-23 / May-24 2023 Average Month: 393 Jan-May 2023: 2,122 Dispositions Trending: ▲</p>	<p>Circuit/Court ID: 23 223770 Type of Case: Dispositions 2024 Average Month: 477 Jan-May 2024 : 2,387 Overall AVG. Month: 418</p>	 <p>Jan 23 - May 24</p>		 <p>2024: 2,387 2023: 2,122</p>	

Dispositions by Division																
Divisions		Jan	Feb	Mar	Apr	May	Jun	Jul	Aug	Sep	Oct	Nov	Dec	Thru May	% Change	Total
Total	2024	715	385	465	477	345	-	-	-	-	-	-	-	2,387	12%	2,387
	2023	379	395	441	364	543	440	351	376	377	372	313	362	2,122	▲	4,713
Civil	2024	163	71	109	128	79	-	-	-	-	-	-	-	550	21%	550
	2023	58	80	96	83	138	99	68	92	120	90	68	58	455	▲	1,050
Criminal	2024	205	163	190	161	139	-	-	-	-	-	-	-	858	3%	858
	2023	153	169	203	144	167	188	158	161	161	134	137	177	836	▲	1,952
Concealed Handgun Permits	2024	39	100	135	120	71	-	-	-	-	-	-	-	465	-21%	465
	2023	119	122	93	94	162	116	86	79	55	104	82	84	590	▼	1,196
Miscellaneous/ Other	2024	308	51	31	68	56	-	-	-	-	-	-	-	514	113%	514
	2023	49	24	49	43	76	36	39	44	41	44	26	42	241	▲	513
Others	2024	-	-	-	-	-	-	-	-	-	-	-	-	0	0	0
	2023	-	-	-	-	-	1	-	-	-	-	-	-	0	↔	2

Dispositions by Case Category																
Case Categories		Jan	Feb	Mar	Apr	May	Jun	Jul	Aug	Sep	Oct	Nov	Dec	Thru May	% Change	Total
Administrative Law	2024	3	-	1	1	-	-	-	-	-	-	-	-	5	150%	5
	2023	-	2	-	-	-	-	-	-	-	1	-	-	-	2	▲
Capital Murder	2024	-	-	-	-	-	-	-	-	-	-	-	-	0	-100%	0
	2023	1	-	1	-	-	1	2	-	-	-	-	-	2	▼	5
Contested Divorce	2024	3	8	5	10	12	-	-	-	-	-	-	-	38	-3%	38
	2023	9	4	8	7	11	6	10	9	10	9	9	6	39	▼	98
Domestic and Family - Level 1	2024	39	8	43	65	26	-	-	-	-	-	-	-	181	76%	181
	2023	-	38	18	19	28	51	5	33	41	25	13	11	103	▲	282
Domestic and Family - Level 2	2024	13	2	10	7	4	-	-	-	-	-	-	-	36	44%	36
	2023	5	3	6	6	5	1	-	5	1	5	4	3	25	▲	44
Felonies and Related Matters	2024	166	126	159	106	89	-	-	-	-	-	-	-	646	4%	646
	2023	108	136	153	107	120	153	103	123	110	106	91	144	624	▲	1,454
General Civil - Level 1	2024	4	3	1	4	2	-	-	-	-	-	-	-	14	40%	14
	2023	1	3	3	1	2	5	4	3	6	4	2	2	10	▲	36
General Civil - Level 2	2024	35	18	17	12	12	-	-	-	-	-	-	-	94	2%	94
	2023	9	9	22	14	38	14	11	13	15	16	6	20	92	▲	187
General Civil - Level 3	2024	24	15	10	12	13	-	-	-	-	-	-	-	74	45%	74
	2023	11	3	8	10	19	5	7	11	8	7	2	5	51	▲	96
Miscellaneous Civil	2024	334	142	162	182	118	-	-	-	-	-	-	-	938	15%	938
	2023	164	146	140	138	227	152	124	121	100	151	109	123	815	▲	1,695
Misdemeanor	2024	18	19	21	36	31	-	-	-	-	-	-	-	125	10%	125
	2023	17	21	34	22	20	23	37	23	36	17	21	18	114	▲	289
Other	2024	7	-	-	-	-	-	-	-	-	-	-	-	7	133%	7
	2023	-	-	-	1	2	1	1	-	2	-	-	2	3	▲	9
Other Criminally Related Matters	2024	21	22	18	20	19	-	-	-	-	-	-	-	100	3%	100
	2023	27	12	15	16	27	12	16	15	16	11	25	15	97	▲	207
Probates/Wills & Trusts - Level 1	2024	1	-	-	1	-	-	-	-	-	-	-	-	2	0%	2
	2023	1	-	-	1	-	-	-	-	1	-	-	1	2	↔	4
Probates/Wills & Trusts - Level 2	2024	10	-	4	2	2	-	-	-	-	-	-	-	18	-22%	18
	2023	1	2	6	7	7	5	4	1	2	1	1	2	23	▼	39
Protective Orders	2024	-	-	-	-	1	-	-	-	-	-	-	-	1	1	1
	2023	-	-	-	-	-	-	-	-	-	-	-	-	0	↔	0
Uncontested Divorce	2024	37	22	14	19	16	-	-	-	-	-	-	-	108	-10%	108
	2023	25	16	27	15	37	11	27	19	28	20	30	10	120	▼	265

Dashboard		Monthly Dispositions Summary		Jan --- May Dispositions					
<p>Court: Salem Circuit Start/End Date: Jan-23 / May-24 2023 Average Month: 103 Jan-May 2023: 551 Dispositions Trending: ▼</p>	<p>Circuit/Court ID: 23 223775 Type of Case: Dispositions 2024 Average Month: 106 Jan-May 2024 : 530 Overall AVG. Month: 104</p>	<p style="text-align: center; font-weight: bold; font-size: 1.2em;">J a n 2 3 - M a y 2 4</p>		<table border="1" style="margin: auto;"> <tr> <td style="text-align: center; font-weight: bold; font-size: 1.5em;">530</td> <td style="text-align: center; font-weight: bold; font-size: 1.5em;">551</td> </tr> <tr> <td style="text-align: center; font-size: 0.8em;">2024</td> <td style="text-align: center; font-size: 0.8em;">2023</td> </tr> </table>		530	551	2024	2023
530	551								
2024	2023								

Dispositions by Division																
Divisions		Jan	Feb	Mar	Apr	May	Jun	Jul	Aug	Sep	Oct	Nov	Dec	Thru May	% Change	Total
Total	2024	122	147	76	106	79	-	-	-	-	-	-	-	530	-4%	530
	2023	125	112	117	92	105	109	71	145	78	93	108	81	551	▼	1,236
Civil	2024	21	15	7	18	10	-	-	-	-	-	-	-	71	16%	71
	2023	12	15	14	8	12	12	6	17	11	8	15	12	61	▲	142
Criminal	2024	61	68	28	40	33	-	-	-	-	-	-	-	230	-14%	230
	2023	67	50	55	39	56	45	33	76	40	56	42	37	267	▼	596
Concealed Handgun Permits	2024	32	43	35	39	28	-	-	-	-	-	-	-	177	-3%	177
	2023	42	35	39	40	27	38	27	35	21	22	39	28	183	▼	393
Miscellaneous/ Other	2024	8	21	6	9	8	-	-	-	-	-	-	-	52	30%	52
	2023	4	12	9	5	10	14	5	17	6	7	12	4	40	▲	105

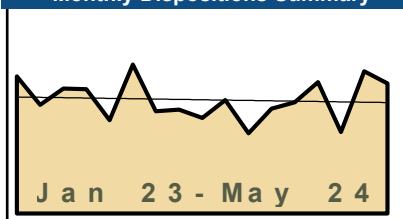
Dispositions by Case Category																
Case Categories		Jan	Feb	Mar	Apr	May	Jun	Jul	Aug	Sep	Oct	Nov	Dec	Thru May	% Change	Total
Administrative Law	2024	1	-	-	-	-	-	-	-	-	-	-	-	1	1	1
	2023	-	-	-	-	-	-	-	-	-	-	-	-	0	↔	0
Contested Divorce	2024	-	-	-	2	3	-	-	-	-	-	-	-	5	-58%	5
	2023	1	6	2	2	1	2	2	3	1	-	1	4	12	▼	25
Domestic and Family - Level 1	2024	3	-	2	2	-	-	-	-	-	-	-	-	7	-42%	7
	2023	4	1	2	-	5	2	2	3	4	2	4	5	12	▼	34
Domestic and Family - Level 2	2024	1	2	-	1	-	-	-	-	-	-	-	-	4	-20%	4
	2023	2	1	1	-	1	-	-	3	-	1	1	-	5	▼	10
Felonies and Related Matters	2024	47	53	23	28	25	-	-	-	-	-	-	-	176	-17%	176
	2023	57	38	46	28	42	35	27	52	32	51	36	30	211	▼	474
General Civil - Level 1	2024	-	1	-	-	-	-	-	-	-	-	-	-	1	1	1
	2023	-	-	-	-	-	-	-	1	-	1	-	-	0	↔	2
General Civil - Level 2	2024	8	11	1	7	1	-	-	-	-	-	-	-	28	75%	28
	2023	3	2	3	4	4	3	1	2	2	1	3	2	16	▲	30
General Civil - Level 3	2024	-	4	-	-	3	-	-	-	-	-	-	-	7	250%	7
	2023	-	-	1	1	-	4	-	-	1	-	2	-	2	▲	9
Miscellaneous Civil	2024	39	52	41	48	35	-	-	-	-	-	-	-	215	0%	215
	2023	46	44	46	44	34	49	31	51	27	28	50	30	214	▲	480
Misdemeanor	2024	9	15	2	6	8	-	-	-	-	-	-	-	40	-18%	40
	2023	10	9	7	10	13	10	6	20	7	5	6	7	49	▼	110
Other	2024	-	1	-	-	1	-	-	-	-	-	-	-	2	2	2
	2023	-	-	-	-	-	-	-	-	-	-	-	-	0	↔	0
Other Criminally Related Matters	2024	6	-	3	6	-	-	-	-	-	-	-	-	15	88%	15
	2023	-	3	2	2	1	-	-	4	1	1	-	-	8	▲	14
Probates/Wills & Trusts - Level 1	2024	-	-	-	-	-	-	-	-	-	-	-	-	0	0	0
	2023	-	-	-	-	-	-	-	-	-	-	-	1	0	↔	1
Probates/Wills & Trusts - Level 2	2024	1	4	-	-	1	-	-	-	-	-	-	-	6	20%	6
	2023	1	2	1	-	1	-	-	1	2	1	2	-	5	▲	11
Uncontested Divorce	2024	7	4	4	6	2	-	-	-	-	-	-	-	23	35%	23
	2023	1	6	6	1	3	4	2	5	1	2	3	2	17	▲	36

Dashboard

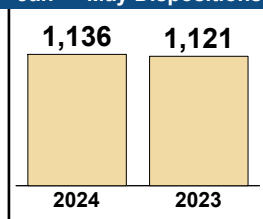
Court: Amherst Circuit
Start/End Date: Jan-23 / May-24
2023 Average Month: 212
Jan-May 2023: 1,121
Dispositions Trending: ⇄

Circuit/Court ID: 24 224009
Type of Case: Dispositions
2024 Average Month: 227
Jan-May 2024 : 1,136
Overall AVG. Month: 217

Monthly Dispositions Summary



Jan --- May Dispositions



Dispositions by Division

Divisions		Jan	Feb	Mar	Apr	May	Jun	Jul	Aug	Sep	Oct	Nov	Dec	Thru May	% Change	Total
Total	2024	212	250	155	271	248	-	-	-	-	-	-	-	1,136	1%	1,136
	2023	261	207	238	237	178	284	195	198	182	216	153	200	1,121	▲	2,549
Civil	2024	9	17	13	23	13	-	-	-	-	-	-	-	75	4%	75
	2023	8	5	34	10	15	47	8	9	10	14	16	11	72	▲	187
Criminal	2024	65	103	56	82	81	-	-	-	-	-	-	-	387	9%	387
	2023	83	64	79	66	62	97	59	56	59	89	20	91	354	▲	825
Concealed Handgun Permits	2024	79	86	34	86	87	-	-	-	-	-	-	-	372	-9%	372
	2023	102	78	66	126	36	80	71	58	63	69	84	46	408	▼	879
Miscellaneous/ Other	2024	59	44	52	80	67	-	-	-	-	-	-	-	302	6%	302
	2023	68	59	59	35	65	59	57	75	50	44	33	52	286	▲	656
Others	2024	-	-	-	-	-	-	-	-	-	-	-	-	0	-100%	0
	2023	-	1	-	-	-	1	-	-	-	-	-	-	1	▼	2

Dispositions by Case Category

Case Categories		Jan	Feb	Mar	Apr	May	Jun	Jul	Aug	Sep	Oct	Nov	Dec	Thru May	% Change	Total
Administrative Law	2024	-	-	1	-	-	-	-	-	-	-	-	-	1	1	1
	2023	-	-	-	-	-	-	-	-	-	1	-	1	0	↔	2
Capital Murder	2024	-	-	-	-	1	-	-	-	-	-	-	-	1	1	1
	2023	-	-	-	-	-	-	-	-	-	1	-	-	0	↔	1
Contested Divorce	2024	1	3	1	5	1	-	-	-	-	-	-	-	11	83%	11
	2023	2	-	2	2	-	1	2	-	-	-	2	2	6	▲	13
Domestic and Family - Level 1	2024	1	7	4	5	-	-	-	-	-	-	-	-	17	-51%	17
	2023	-	-	28	-	7	17	-	-	1	6	2	5	35	▼	66
Domestic and Family - Level 2	2024	-	1	1	3	-	-	-	-	-	-	-	-	5	67%	5
	2023	-	-	1	1	1	2	1	1	1	1	2	1	3	▲	12
Felonies and Related Matters	2024	46	79	41	54	33	-	-	-	-	-	-	-	253	17%	253
	2023	50	50	39	40	37	61	41	23	39	33	16	52	216	▲	481
General Civil - Level 2	2024	-	3	2	4	4	-	-	-	-	-	-	-	13	44%	13
	2023	3	4	1	1	-	3	4	2	4	1	4	-	9	▲	27
General Civil - Level 3	2024	2	1	3	5	5	-	-	-	-	-	-	-	16	220%	16
	2023	1	-	-	2	2	3	1	1	2	3	1	1	5	▲	17
Miscellaneous Civil	2024	86	92	42	107	96	-	-	-	-	-	-	-	423	-6%	423
	2023	107	91	77	130	43	88	82	66	71	82	88	52	448	▼	977
Misdemeanor	2024	15	21	5	27	12	-	-	-	-	-	-	-	80	-18%	80
	2023	20	10	31	21	15	27	8	17	12	14	3	35	97	▼	213
Other	2024	51	38	43	57	57	-	-	-	-	-	-	-	246	1%	246
	2023	63	47	47	30	57	52	45	67	42	29	29	46	244	▲	554
Other Criminally Related Matters	2024	4	3	10	1	35	-	-	-	-	-	-	-	53	26%	53
	2023	14	4	9	5	10	18	10	16	8	41	1	4	42	▲	140
Probates/Wills & Trusts - Level 1	2024	-	-	-	-	-	-	-	-	-	-	-	-	0	-100%	0
	2023	-	-	-	1	-	-	-	-	-	-	-	-	1	▼	1
Probates/Wills & Trusts - Level 2	2024	2	-	1	-	1	-	-	-	-	-	-	-	4	33%	4
	2023	-	-	1	-	2	1	-	1	1	-	1	-	3	▲	7
Uncontested Divorce	2024	4	2	1	3	3	-	-	-	-	-	-	-	13	8%	13
	2023	1	1	2	4	4	11	1	4	1	4	4	1	12	▲	38

Dashboard		Monthly Dispositions Summary		Jan --- May Dispositions					
<p>Court: Bedford Circuit Start/End Date: Jan-23 / May-24 2023 Average Month: 440 Jan-May 2023: 2,420 Dispositions Trending: ↔</p>	<p>Circuit/Court ID: 24 224019 Type of Case: Dispositions 2024 Average Month: 478 Jan-May 2024 : 2,392 Overall AVG. Month: 451</p>	<p style="font-weight: bold; font-size: 1.2em;">Jan 23 - May 24</p>		<table border="1" style="margin: auto;"> <tr> <td style="text-align: center; width: 50px;">2,392</td> <td style="text-align: center; width: 50px;">2,420</td> </tr> <tr> <td style="text-align: center;">2024</td> <td style="text-align: center;">2023</td> </tr> </table>		2,392	2,420	2024	2023
2,392	2,420								
2024	2023								

Dispositions by Division																
Divisions		Jan	Feb	Mar	Apr	May	Jun	Jul	Aug	Sep	Oct	Nov	Dec	Thru May	% Change	Total
Total	2024	500	502	555	425	410	-	-	-	-	-	-	-	2,392	-1%	2,392
	2023	491	459	614	453	403	609	282	433	340	379	471	340	2,420	▼	5,274
Civil	2024	48	55	44	67	47	-	-	-	-	-	-	-	261	-19%	261
	2023	63	85	52	69	52	65	27	53	41	50	87	67	321	▼	711
Criminal	2024	128	145	134	161	128	-	-	-	-	-	-	-	696	36%	696
	2023	117	65	125	59	145	178	83	100	119	133	113	63	511	▲	1,300
Concealed Handgun Permits	2024	235	232	305	133	182	-	-	-	-	-	-	-	1,087	-15%	1,087
	2023	262	251	359	272	134	292	110	223	124	142	221	147	1,278	▼	2,537
Miscellaneous/ Other	2024	89	70	72	63	53	-	-	-	-	-	-	-	347	12%	347
	2023	49	58	78	53	72	74	62	57	56	54	50	62	310	▲	725
Others	2024	-	-	-	1	-	-	-	-	-	-	-	-	1	1	1
	2023	-	-	-	-	-	-	-	-	-	-	-	1	0	↔	1

Dispositions by Case Category																
Case Categories		Jan	Feb	Mar	Apr	May	Jun	Jul	Aug	Sep	Oct	Nov	Dec	Thru May	% Change	Total
Administrative Law	2024	-	-	-	1	-	-	-	-	-	-	-	-	1	-50%	1
	2023	1	1	-	-	-	-	-	1	-	-	-	-	2	▼	3
Capital Murder	2024	-	-	-	-	1	-	-	-	-	-	-	-	1	-50%	1
	2023	2	-	-	-	-	-	-	-	-	-	-	-	2	▼	2
Contested Divorce	2024	5	6	8	7	3	-	-	-	-	-	-	-	29	-12%	29
	2023	6	15	6	3	3	12	-	6	6	2	7	4	33	▼	70
Domestic and Family - Level 1	2024	15	2	9	20	17	-	-	-	-	-	-	-	63	-23%	63
	2023	6	37	6	23	10	8	-	16	5	8	28	13	82	▼	160
Domestic and Family - Level 2	2024	5	12	3	4	2	-	-	-	-	-	-	-	26	-13%	26
	2023	8	6	6	6	4	3	4	3	5	6	8	7	30	▼	66
Felonies and Related Matters	2024	102	124	73	110	96	-	-	-	-	-	-	-	505	39%	505
	2023	78	52	86	42	105	100	60	81	75	103	72	51	363	▲	905
General Civil - Level 1	2024	-	-	-	2	1	-	-	-	-	-	-	-	3	0%	3
	2023	-	-	2	1	-	-	-	-	1	1	-	2	3	↔	7
General Civil - Level 2	2024	7	12	11	13	7	-	-	-	-	-	-	-	50	6%	50
	2023	18	8	2	11	8	14	6	8	4	21	6	28	47	▲	134
General Civil - Level 3	2024	9	3	2	6	2	-	-	-	-	-	-	-	22	16%	22
	2023	2	1	6	3	7	6	13	15	4	1	8	5	19	▲	71
Miscellaneous Civil	2024	278	264	340	159	199	-	-	-	-	-	-	-	1,240	-14%	1,240
	2023	288	282	403	299	162	325	142	251	157	167	246	177	1,434	▼	2,899
Misdemeanor	2024	17	14	34	29	23	-	-	-	-	-	-	-	117	41%	117
	2023	26	13	24	8	12	18	13	13	26	17	25	8	83	▲	203
Other	2024	41	41	33	37	36	-	-	-	-	-	-	-	188	32%	188
	2023	16	25	36	23	42	39	28	28	21	28	23	27	142	▲	336
Other Criminally Related Matters	2024	9	7	27	22	13	-	-	-	-	-	-	-	78	8%	78
	2023	11	1	17	12	31	60	10	6	18	13	18	4	72	▲	201
Probates/Wills & Trusts - Level 1	2024	-	-	-	-	1	-	-	-	-	-	-	-	1	-80%	1
	2023	2	2	1	-	-	1	-	1	-	2	-	1	5	▼	10
Probates/Wills & Trusts - Level 2	2024	1	4	5	1	2	-	-	-	-	-	-	-	13	-19%	13
	2023	3	2	5	3	3	9	-	2	7	4	5	2	16	▼	45
Uncontested Divorce	2024	11	13	10	14	7	-	-	-	-	-	-	-	55	-37%	55
	2023	24	14	14	19	16	14	6	2	11	6	25	11	87	▼	162

Dashboard		Monthly Dispositions Summary		Jan --- May Dispositions					
<p>Court: Campbell Circuit Start/End Date: Jan-23 / May-24 2023 Average Month: 296 Jan-May 2023: 1,599 Dispositions Trending: ▼</p>	<p>Circuit/Court ID: 24 224031 Type of Case: Dispositions 2024 Average Month: 307 Jan-May 2024 : 1,534 Overall AVG. Month: 299</p>	<p style="text-align: center; font-weight: bold;">J a n 2 3 - M a y 2 4</p>		<table border="1" style="margin: auto;"> <tr> <td style="text-align: center; width: 50px;">1,534</td> <td style="text-align: center; width: 50px;">1,599</td> </tr> <tr> <td style="text-align: center;">2024</td> <td style="text-align: center;">2023</td> </tr> </table>		1,534	1,599	2024	2023
1,534	1,599								
2024	2023								

Dispositions by Division																
Divisions		Jan	Feb	Mar	Apr	May	Jun	Jul	Aug	Sep	Oct	Nov	Dec	Thru May	% Change	Total
Total	2024	322	350	356	236	270	-	-	-	-	-	-	-	1,534	-4%	1,534
	2023	394	241	341	305	318	292	308	224	291	273	341	220	1,599	▼	3,548
Civil	2024	45	35	35	24	18	-	-	-	-	-	-	-	157	-17%	157
	2023	48	28	44	33	37	32	49	31	43	30	49	17	190	▼	441
Criminal	2024	116	89	117	60	107	-	-	-	-	-	-	-	489	10%	489
	2023	106	61	90	77	109	148	99	93	93	112	129	51	443	▲	1,168
Concealed Handgun Permits	2024	123	189	151	115	118	-	-	-	-	-	-	-	696	-15%	696
	2023	208	136	169	166	139	77	111	72	132	102	124	127	818	▼	1,563
Miscellaneous/ Other	2024	38	37	53	37	27	-	-	-	-	-	-	-	192	30%	192
	2023	32	16	38	29	33	35	49	28	23	29	39	25	148	▲	376

Dispositions by Case Category																
Case Categories		Jan	Feb	Mar	Apr	May	Jun	Jul	Aug	Sep	Oct	Nov	Dec	Thru May	% Change	Total
Administrative Law	2024	-	-	-	-	-	-	-	-	-	1	-	-	0	0	0
	2023	-	-	-	-	-	-	-	-	-	-	-	-	0	↔	1
Contested Divorce	2024	5	5	6	5	2	-	-	-	-	-	-	-	23	10%	23
	2023	1	5	6	3	6	2	5	5	5	1	-	-	21	▲	39
Domestic and Family - Level 1	2024	6	3	2	2	1	-	-	-	-	-	-	-	14	-59%	14
	2023	10	8	8	3	5	5	5	3	4	1	17	5	34	▼	74
Domestic and Family - Level 2	2024	2	3	-	1	2	-	-	-	-	-	-	-	8	-33%	8
	2023	4	-	3	2	3	3	1	1	2	3	9	-	12	▼	31
Felonies and Related Matters	2024	67	54	66	36	60	-	-	-	-	-	-	-	283	13%	283
	2023	47	36	61	40	66	89	52	66	61	84	63	32	250	▲	697
General Civil - Level 1	2024	1	-	1	-	-	-	-	-	-	-	-	-	2	2	2
	2023	-	-	-	-	-	1	-	-	-	-	-	1	0	↔	2
General Civil - Level 2	2024	7	5	7	5	8	-	-	-	-	-	-	-	32	-3%	32
	2023	8	2	9	7	7	5	14	9	16	8	6	3	33	▼	94
General Civil - Level 3	2024	19	17	16	4	4	-	-	-	-	-	-	-	60	131%	60
	2023	6	1	12	4	3	4	25	6	6	11	10	9	26	▲	97
Miscellaneous Civil	2024	142	202	171	132	128	-	-	-	-	-	-	-	775	-14%	775
	2023	225	144	182	187	161	104	142	90	144	118	145	136	899	▼	1,778
Misdemeanor	2024	43	31	48	21	44	-	-	-	-	-	-	-	187	9%	187
	2023	54	22	22	36	37	58	40	28	23	27	61	19	171	▲	427
Other	2024	8	13	24	19	12	-	-	-	-	-	-	-	76	31%	76
	2023	16	8	16	8	10	10	7	7	9	12	6	8	58	▲	117
Other Criminally Related Matters	2024	7	4	4	3	3	-	-	-	-	-	-	-	21	-5%	21
	2023	5	3	7	1	6	1	7	-	9	1	5	-	22	▼	45
Probates/Wills & Trusts - Level 1	2024	-	-	-	-	-	-	-	-	-	-	-	-	0	-100%	0
	2023	2	-	-	-	1	-	-	-	1	1	-	-	3	▼	5
Probates/Wills & Trusts - Level 2	2024	2	3	1	-	1	-	-	-	-	-	-	-	7	-30%	7
	2023	5	2	3	-	-	1	-	-	1	-	-	-	10	▼	12
Protective Orders	2024	-	1	-	-	-	-	-	-	-	-	-	-	1	1	1
	2023	-	-	-	-	-	-	-	-	-	-	-	-	0	↔	0
Uncontested Divorce	2024	13	9	10	8	5	-	-	-	-	-	-	-	45	-25%	45
	2023	11	10	12	14	13	9	10	9	9	6	18	8	60	▼	129

Dashboard		Monthly Dispositions Summary		Jan --- May Dispositions	
<p>Court: Nelson Circuit Start/End Date: Jan-23 / May-24 2023 Average Month: 97 Jan-May 2023: 585 Dispositions Trending: ▼</p>	<p>Circuit/Court ID: 24 224125 Type of Case: Dispositions 2024 Average Month: 96 Jan-May 2024 : 481 Overall AVG. Month: 97</p>	<p style="text-align: center; font-weight: bold;">Jan 23 - May 24</p>		<p style="text-align: center; font-weight: bold;">481 585</p> <p style="text-align: center;">2024 2023</p>	

Dispositions by Division																
Divisions		Jan	Feb	Mar	Apr	May	Jun	Jul	Aug	Sep	Oct	Nov	Dec	Thru May	% Change	Total
Total	2024	73	113	126	85	84	-	-	-	-	-	-	-	481	-18%	481
	2023	127	100	167	90	101	73	81	72	99	92	91	75	585	▼	1,168
Civil	2024	4	10	11	9	13	-	-	-	-	-	-	-	47	0%	47
	2023	5	5	12	5	20	12	7	8	10	7	9	8	47	↔	108
Criminal	2024	25	44	82	18	43	-	-	-	-	-	-	-	212	-26%	212
	2023	47	58	96	50	36	41	41	36	47	66	41	26	287	▼	585
Concealed Handgun Permits	2024	38	39	23	50	19	-	-	-	-	-	-	-	169	-18%	169
	2023	66	29	48	26	37	12	23	17	39	15	33	37	206	▼	382
Miscellaneous/ Other	2024	5	20	10	8	9	-	-	-	-	-	-	-	52	16%	52
	2023	9	8	11	9	8	8	10	11	3	4	7	4	45	▲	92
Others	2024	1	-	-	-	-	-	-	-	-	-	-	-	1	1	1
	2023	-	-	-	-	-	-	-	-	-	-	1	-	0	↔	1

Dispositions by Case Category																
Case Categories		Jan	Feb	Mar	Apr	May	Jun	Jul	Aug	Sep	Oct	Nov	Dec	Thru May	% Change	Total
Administrative Law	2024	-	-	-	-	-	-	-	-	-	-	-	-	0	-100%	0
	2023	-	1	-	-	-	-	-	-	-	-	-	-	1	▼	1
Contested Divorce	2024	1	-	2	2	-	-	-	-	-	-	-	-	5	0%	5
	2023	-	1	4	-	-	2	3	-	-	-	-	-	5	↔	10
Domestic and Family - Level 1	2024	-	4	-	-	2	-	-	-	-	-	-	-	6	-14%	6
	2023	-	-	2	2	3	1	2	-	1	2	1	2	7	▼	16
Domestic and Family - Level 2	2024	-	-	-	-	-	-	-	-	-	-	-	-	0	0	0
	2023	-	-	-	-	-	1	-	1	1	1	-	-	0	↔	4
Felonies and Related Matters	2024	14	30	41	16	29	-	-	-	-	-	-	-	130	-25%	130
	2023	18	40	66	27	23	29	29	24	16	59	19	11	174	▼	361
General Civil - Level 1	2024	-	-	-	-	-	-	-	-	-	-	-	-	0	-100%	0
	2023	-	-	-	-	1	-	-	-	-	-	-	2	1	▼	3
General Civil - Level 2	2024	-	5	3	4	3	-	-	-	-	-	-	-	15	36%	15
	2023	-	2	3	1	5	1	-	4	1	1	5	1	11	▲	24
General Civil - Level 3	2024	2	2	3	2	5	-	-	-	-	-	-	-	14	-18%	14
	2023	5	1	4	1	6	3	-	3	1	1	1	3	17	▼	29
Miscellaneous Civil	2024	42	55	32	57	28	-	-	-	-	-	-	-	214	-13%	214
	2023	74	35	57	34	45	21	34	25	42	19	40	40	245	▼	466
Misdemeanor	2024	3	10	12	2	13	-	-	-	-	-	-	-	40	-55%	40
	2023	28	16	24	14	7	9	9	11	6	6	19	8	89	▼	157
Other	2024	1	-	1	-	-	-	-	-	-	-	-	-	2	0%	2
	2023	-	-	-	-	2	-	-	-	1	1	2	-	2	↔	6
Other Criminally Related Matters	2024	8	4	29	-	1	-	-	-	-	-	-	-	42	62%	42
	2023	1	2	6	10	7	3	3	1	25	1	3	7	26	▲	69
Probates/Wills & Trusts - Level 1	2024	-	1	-	-	1	-	-	-	-	-	-	-	2	100%	2
	2023	1	-	-	-	-	-	-	-	-	-	-	-	1	▲	1
Probates/Wills & Trusts - Level 2	2024	-	-	-	-	1	-	-	-	-	-	-	-	1	0%	1
	2023	-	-	-	1	-	-	-	-	1	-	1	1	1	↔	4
Uncontested Divorce	2024	2	2	3	2	1	-	-	-	-	-	-	-	10	100%	10
	2023	-	2	1	-	2	3	1	3	4	1	-	-	5	▲	17

CPSS-CCMS-10.11 CASELOAD STATISTICS OF THE CIRCUIT COURTS

Lynchburg

January 2023 -- May 2024 Dispositions

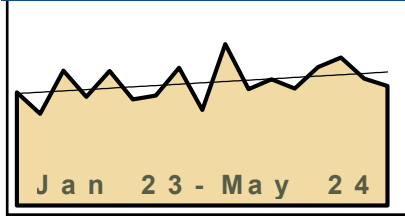
Alexandria and Fairfax Circuit are not Included in State Totals

Dashboard

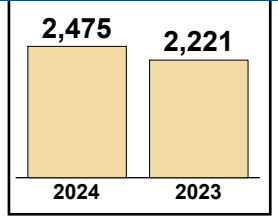
Court: Lynchburg Circuit
Start/End Date: Jan-23 / May-24
2023 Average Month: 456
Jan-May 2023: 2,221
Dispositions Trending: ▲

Circuit/Court ID: 24 224680
Type of Case: Dispositions
2024 Average Month: 495
Jan-May 2024 : 2,475
Overall AVG. Month: 468

Monthly Dispositions Summary



Jan --- May Dispositions



Dispositions by Division

Divisions		Jan	Feb	Mar	Apr	May	Jun	Jul	Aug	Sep	Oct	Nov	Dec	Thru May	% Change	Total
Total	2024	446	527	564	483	455	-	-	-	-	-	-	-	2,475	11%	2,475
	2023	431	349	514	414	513	405	419	525	364	615	443	481	2,221	▲	5,473
Civil	2024	67	80	102	62	75	-	-	-	-	-	-	-	386	19%	386
	2023	67	60	60	64	74	85	70	86	53	116	67	81	325	▲	883
Criminal	2024	227	208	277	232	207	-	-	-	-	-	-	-	1,151	10%	1,151
	2023	193	154	279	181	243	190	220	264	154	365	221	230	1,050	▲	2,694
Concealed Handgun Permits	2024	59	114	79	85	81	-	-	-	-	-	-	-	418	-20%	418
	2023	111	81	100	91	137	80	69	70	76	64	65	88	520	▼	1,032
Miscellaneous/ Other	2024	93	125	106	104	91	-	-	-	-	-	-	-	519	61%	519
	2023	59	53	75	77	59	48	60	105	81	70	90	82	323	▲	859
Others	2024	-	-	-	-	1	-	-	-	-	-	-	-	1	-67%	1
	2023	1	1	-	1	-	2	-	-	-	-	-	-	3	▼	5

Dispositions by Case Category

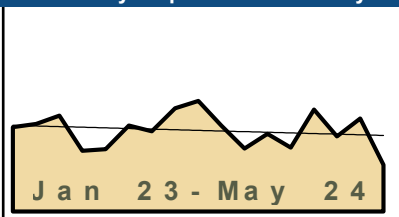
Case Categories		Jan	Feb	Mar	Apr	May	Jun	Jul	Aug	Sep	Oct	Nov	Dec	Thru May	% Change	Total
Administrative Law	2024	-	1	1	-	1	-	-	-	-	-	-	-	3	200%	3
	2023	1	-	-	-	-	1	-	-	-	1	-	-	1	▲	3
Capital Murder	2024	-	1	-	-	-	-	-	-	-	-	-	-	1	1	1
	2023	-	-	-	-	-	-	-	-	-	-	-	-	0	↔	0
Contested Divorce	2024	9	6	11	6	7	-	-	-	-	-	-	-	39	-5%	39
	2023	8	8	5	9	11	4	5	8	5	5	8	6	41	▼	82
Domestic and Family - Level 1	2024	20	18	31	12	22	-	-	-	-	-	-	-	103	94%	103
	2023	4	16	5	17	11	19	22	16	4	56	14	21	53	▲	205
Domestic and Family - Level 2	2024	3	6	4	2	4	-	-	-	-	-	-	-	19	-5%	19
	2023	1	3	5	5	6	3	2	4	3	2	6	1	20	▼	41
Felonies and Related Matters	2024	142	111	175	147	111	-	-	-	-	-	-	-	686	15%	686
	2023	84	91	161	107	153	105	128	155	83	280	133	135	596	▲	1,615
General Civil - Level 1	2024	2	1	1	-	2	-	-	-	-	-	-	-	6	-25%	6
	2023	1	1	3	-	3	-	1	1	3	3	4	1	8	▼	21
General Civil - Level 2	2024	10	24	20	12	17	-	-	-	-	-	-	-	83	38%	83
	2023	14	11	16	7	12	14	12	25	17	12	17	15	60	▲	172
General Civil - Level 3	2024	7	9	14	9	9	-	-	-	-	-	-	-	48	-8%	48
	2023	12	6	14	11	9	12	4	11	4	3	7	12	52	▼	105
Miscellaneous Civil	2024	91	165	119	131	114	-	-	-	-	-	-	-	620	-7%	620
	2023	137	102	144	126	156	105	99	125	117	96	96	117	665	▼	1,420
Misdemeanor	2024	74	74	78	71	83	-	-	-	-	-	-	-	380	4%	380
	2023	82	47	100	64	72	63	79	75	58	77	78	80	365	▲	875
Other	2024	57	63	66	56	57	-	-	-	-	-	-	-	299	77%	299
	2023	32	33	28	38	38	29	30	49	39	37	57	53	169	▲	463
Other Criminally Related Matters	2024	14	25	24	21	13	-	-	-	-	-	-	-	97	-3%	97
	2023	29	16	18	17	20	25	15	35	21	24	15	19	100	▼	254
Probates/Wills & Trusts - Level 1	2024	1	-	-	-	-	-	-	-	-	-	-	-	1	1	1
	2023	-	-	-	-	-	-	-	-	-	-	-	1	0	↔	1
Probates/Wills & Trusts - Level 2	2024	1	3	3	3	2	-	-	-	-	-	-	-	12	-25%	12
	2023	9	3	-	2	2	3	-	3	-	3	1	2	16	▼	28
Protective Orders	2024	-	2	-	-	-	-	-	-	-	-	-	-	2	2	2
	2023	-	-	-	-	-	-	-	-	-	-	-	-	0	↔	0
Uncontested Divorce	2024	15	18	17	13	13	-	-	-	-	-	-	-	76	1%	76
	2023	17	12	15	11	20	22	22	18	10	16	7	18	75	▲	188

Dashboard

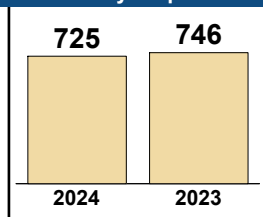
Court: Allegheny Circuit
Start/End Date: Jan-23 / May-24
2023 Average Month: 159
Jan-May 2023: 746
Dispositions Trending: ▼

Circuit/Court ID: 25 225005
Type of Case: Dispositions
2024 Average Month: 145
Jan-May 2024 : 725
Overall AVG. Month: 155

Monthly Dispositions Summary



Jan --- May Dispositions



Dispositions by Division

Divisions		Jan	Feb	Mar	Apr	May	Jun	Jul	Aug	Sep	Oct	Nov	Dec	Thru May	% Change	Total
Total	2024	122	194	143	177	89	-	-	-	-	-	-	-	725	-3%	725
	2023	161	167	183	116	119	164	153	197	211	164	120	148	746	▼	1,903
Civil	2024	10	42	10	6	7	-	-	-	-	-	-	-	75	34%	75
	2023	15	7	16	14	4	9	13	17	24	5	15	12	56	▲	151
Criminal	2024	61	76	79	126	63	-	-	-	-	-	-	-	405	14%	405
	2023	87	79	80	44	66	109	93	130	145	109	57	85	356	▲	1,084
Concealed Handgun Permits	2024	40	41	46	35	17	-	-	-	-	-	-	-	179	-37%	179
	2023	50	71	78	48	35	29	36	39	37	37	33	42	282	▼	535
Miscellaneous/ Other	2024	11	35	8	10	2	-	-	-	-	-	-	-	66	32%	66
	2023	9	10	8	10	13	17	11	11	5	13	15	9	50	▲	131
Others	2024	-	-	-	-	-	-	-	-	-	-	-	-	0	-100%	0
	2023	-	-	1	-	1	-	-	-	-	-	-	-	2	▼	2

Dispositions by Case Category

Case Categories		Jan	Feb	Mar	Apr	May	Jun	Jul	Aug	Sep	Oct	Nov	Dec	Thru May	% Change	Total
Capital Murder	2024	-	-	-	-	-	-	-	-	-	-	-	-	0	0%	0
	2023	-	-	-	-	-	-	-	-	-	-	-	2	0	↔	2
Contested Divorce	2024	3	5	1	3	-	-	-	-	-	-	-	-	12	140%	12
	2023	2	-	-	2	1	1	1	4	3	-	4	1	5	▲	19
Domestic and Family - Level 1	2024	2	1	1	-	-	-	-	-	-	-	-	-	4	33%	4
	2023	1	-	1	1	-	-	1	-	5	1	3	1	3	▲	14
Domestic and Family - Level 2	2024	-	2	-	-	2	-	-	-	-	-	-	-	4	0%	4
	2023	1	-	2	1	-	-	1	2	-	-	-	-	4	↔	7
Felonies and Related Matters	2024	37	52	59	77	45	-	-	-	-	-	-	-	270	14%	270
	2023	52	52	52	37	44	84	65	103	108	77	44	56	237	▲	774
General Civil - Level 1	2024	-	2	-	1	-	-	-	-	-	-	-	-	3	200%	3
	2023	-	-	-	1	-	-	-	-	-	1	-	2	1	▲	4
General Civil - Level 2	2024	1	14	2	-	1	-	-	-	-	-	-	-	18	80%	18
	2023	1	2	4	2	1	2	2	1	1	-	-	1	10	▲	17
General Civil - Level 3	2024	-	9	-	-	1	-	-	-	-	-	-	-	10	0%	10
	2023	6	-	2	2	-	1	3	3	10	-	4	1	10	↔	32
Miscellaneous Civil	2024	50	66	54	45	19	-	-	-	-	-	-	-	234	-28%	234
	2023	58	81	86	56	46	45	44	50	42	50	45	50	327	▼	653
Misdemeanor	2024	21	22	13	44	13	-	-	-	-	-	-	-	113	9%	113
	2023	30	24	22	7	21	25	27	25	34	30	13	23	104	▲	281
Other	2024	1	2	-	-	-	-	-	-	-	-	-	-	3	50%	3
	2023	-	-	1	-	1	1	-	-	-	-	-	-	2	▲	3
Other Criminally Related Matters	2024	3	2	7	5	5	-	-	-	-	-	-	-	22	47%	22
	2023	5	3	6	-	1	-	1	3	3	2	-	4	15	▲	28
Probates/Wills & Trusts - Level 1	2024	-	4	-	-	-	-	-	-	-	-	-	-	4	300%	4
	2023	-	-	-	1	-	-	-	-	-	-	-	-	1	▲	1
Probates/Wills & Trusts - Level 2	2024	1	-	1	1	-	-	-	-	-	-	-	-	3	50%	3
	2023	-	-	2	-	-	2	2	1	-	-	-	1	2	▲	8
Uncontested Divorce	2024	3	13	5	1	3	-	-	-	-	-	-	-	25	0%	25
	2023	5	5	5	6	4	3	6	5	5	3	7	6	25	↔	60

Dashboard		Monthly Dispositions Summary		Jan --- May Dispositions	
<p>Court: Augusta Circuit Start/End Date: Jan-23 / May-24 2023 Average Month: 486 Jan-May 2023: 2,726 Dispositions Trending: ▲</p>	<p>Circuit/Court ID: 25 225015 Type of Case: Dispositions 2024 Average Month: 604 Jan-May 2024 : 3,020 Overall AVG. Month: 521</p>	<p style="text-align: center; font-weight: bold; font-size: 1.2em;">Jan 23 - May 24</p>		<p style="text-align: center; font-weight: bold; font-size: 1.2em;">3,020 2,726</p> <p style="text-align: center;">2024 2023</p>	

Dispositions by Division																
Divisions		Jan	Feb	Mar	Apr	May	Jun	Jul	Aug	Sep	Oct	Nov	Dec	Thru May	% Change	Total
Total	2024	678	761	561	514	506	-	-	-	-	-	-	-	3,020	11%	3,020
	2023	509	509	697	463	548	367	395	509	475	463	432	470	2,726	▲	5,837
Civil	2024	140	243	61	45	54	-	-	-	-	-	-	-	543	146%	543
	2023	43	27	76	38	37	56	44	82	43	81	39	78	221	▲	644
Criminal	2024	217	203	172	224	168	-	-	-	-	-	-	-	984	-1%	984
	2023	216	167	209	184	217	124	125	218	202	176	155	161	993	▼	2,154
Concealed Handgun Permits	2024	166	217	263	173	186	-	-	-	-	-	-	-	1,005	-7%	1,005
	2023	161	232	316	168	208	96	140	107	150	129	160	125	1,085	▼	1,992
Miscellaneous/ Other	2024	144	90	61	67	94	-	-	-	-	-	-	-	456	9%	456
	2023	87	82	94	70	85	89	86	98	80	77	74	101	418	▲	1,023
Others	2024	11	8	4	5	4	-	-	-	-	-	-	-	32	256%	32
	2023	2	1	2	3	1	2	-	4	-	-	4	5	9	▲	24

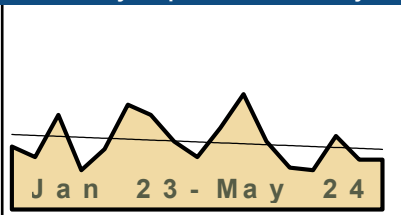
Dispositions by Case Category																
Case Categories		Jan	Feb	Mar	Apr	May	Jun	Jul	Aug	Sep	Oct	Nov	Dec	Thru May	% Change	Total
Administrative Law	2024	-	-	-	1	-	-	-	-	-	-	-	-	1	-67%	1
	2023	-	1	1	1	-	-	-	4	-	-	-	1	3	▼	8
Capital Murder	2024	-	2	-	1	-	-	-	-	-	-	-	-	3	3	3
	2023	-	-	-	-	-	-	-	1	1	-	-	-	0	↔	2
Contested Divorce	2024	6	12	10	6	4	-	-	-	-	-	-	-	38	15%	38
	2023	6	4	9	6	8	2	8	11	6	5	6	5	33	▲	76
Domestic and Family - Level 1	2024	6	4	1	14	8	-	-	-	-	-	-	-	33	371%	33
	2023	4	1	1	1	-	5	4	7	3	8	2	2	7	▲	38
Domestic and Family - Level 2	2024	3	19	3	6	8	-	-	-	-	-	-	-	39	-24%	39
	2023	4	5	32	7	3	3	5	11	3	6	1	4	51	▼	84
Felonies and Related Matters	2024	131	150	123	168	125	-	-	-	-	-	-	-	697	3%	697
	2023	138	110	160	137	130	101	85	142	125	130	108	103	675	▲	1,469
General Civil - Level 1	2024	2	-	-	-	2	-	-	-	-	-	-	-	4	-33%	4
	2023	2	2	-	1	1	-	-	3	1	1	-	1	6	▼	12
General Civil - Level 2	2024	30	10	6	2	8	-	-	-	-	-	-	-	56	60%	56
	2023	6	4	8	8	9	11	4	10	8	23	5	11	35	▲	107
General Civil - Level 3	2024	23	7	9	4	13	-	-	-	-	-	-	-	56	124%	56
	2023	7	3	9	4	2	13	14	16	6	12	12	15	25	▲	113
Miscellaneous Civil	2024	294	425	288	205	232	-	-	-	-	-	-	-	1,444	13%	1,444
	2023	192	265	359	208	251	136	167	152	199	158	197	188	1,275	▲	2,472
Misdemeanor	2024	81	53	48	52	39	-	-	-	-	-	-	-	273	-5%	273
	2023	70	50	45	41	80	18	33	72	71	46	40	56	286	▼	622
Other	2024	85	45	47	39	47	-	-	-	-	-	-	-	263	13%	263
	2023	57	49	53	30	43	48	55	40	32	48	40	71	232	▲	566
Other Criminally Related Matters	2024	5	3	1	4	4	-	-	-	-	-	-	-	17	-48%	17
	2023	8	7	5	6	7	5	7	4	6	-	7	2	33	▼	64
Probates/Wills & Trusts - Level 1	2024	-	-	-	-	1	-	-	-	-	-	-	-	1	1	1
	2023	-	-	-	-	-	-	-	2	-	1	-	-	0	↔	3
Probates/Wills & Trusts - Level 2	2024	1	5	3	2	1	-	-	-	-	-	-	-	12	9%	12
	2023	2	1	4	1	3	1	2	12	1	4	1	5	11	▲	37
Uncontested Divorce	2024	11	26	22	10	14	-	-	-	-	-	-	-	83	54%	83
	2023	13	7	11	12	11	24	11	22	13	21	12	7	54	▲	164

Dashboard

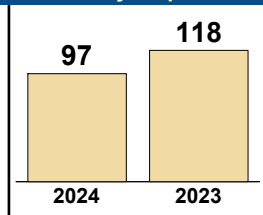
Court: Bath Circuit
Start/End Date: Jan-23 / May-24
2023 Average Month: 28
Jan-May 2023: 118
Dispositions Trending: ▼

Circuit/Court ID: 25 225017
Type of Case: Dispositions
2024 Average Month: 19
Jan-May 2024 : 97
Overall AVG. Month: 26

Monthly Dispositions Summary



Jan --- May Dispositions



Dispositions by Division

Divisions		Jan	Feb	Mar	Apr	May	Jun	Jul	Aug	Sep	Oct	Nov	Dec	Thru May	% Change	Total
Total	2024	16	15	28	19	19	-	-	-	-	-	-	-	97	-18%	97
	2023	24	20	36	15	23	40	36	26	20	31	44	26	118	▼	341
Civil	2024	2	4	-	1	-	-	-	-	-	-	-	-	7	40%	7
	2023	-	-	4	-	1	3	1	-	3	-	-	1	5	▲	15
Criminal	2024	4	2	17	3	3	-	-	-	-	-	-	-	29	61%	29
	2023	5	3	6	-	4	22	5	4	8	17	22	7	18	▲	103
Concealed Handgun Permits	2024	9	9	9	13	15	-	-	-	-	-	-	-	55	-32%	55
	2023	17	16	24	12	12	13	27	18	6	14	20	17	81	▼	196
Miscellaneous/ Other	2024	1	-	2	2	1	-	-	-	-	-	-	-	6	-57%	6
	2023	2	1	2	3	6	2	3	4	3	-	1	-	14	▼	27

Dispositions by Case Category


Case Categories		Jan	Feb	Mar	Apr	May	Jun	Jul	Aug	Sep	Oct	Nov	Dec	Thru May	% Change	Total
Contested Divorce	2024	-	1	-	1	-	-	-	-	-	-	-	-	2	2	2
	2023	-	-	-	-	-	1	1	-	-	-	-	1	-	0	↔
Domestic and Family - Level 1	2024	-	1	-	-	1	-	-	-	-	-	-	-	2	2	2
	2023	-	-	-	-	-	-	-	-	-	-	-	2	0	↔	2
Domestic and Family - Level 2	2024	-	-	-	-	-	-	-	-	-	-	-	-	0	0	0
	2023	-	-	-	-	-	1	-	-	-	-	-	-	0	↔	1
Felonies and Related Matters	2024	3	-	15	2	3	-	-	-	-	-	-	-	23	35%	23
	2023	5	3	6	-	3	21	1	1	5	15	13	6	17	▲	79
General Civil - Level 1	2024	-	-	-	-	-	-	-	-	-	-	-	-	0	0	0
	2023	-	-	-	-	-	-	1	-	-	-	-	-	0	↔	1
General Civil - Level 2	2024	2	-	-	-	-	-	-	-	-	-	-	-	2	100%	2
	2023	-	-	1	-	-	-	1	-	2	-	-	-	1	▲	4
General Civil - Level 3	2024	1	1	-	1	-	-	-	-	-	-	-	-	3	0%	3
	2023	-	-	2	-	1	-	-	1	1	-	1	-	3	↔	6
Miscellaneous Civil	2024	9	9	11	14	15	-	-	-	-	-	-	-	58	-37%	58
	2023	19	17	25	14	17	14	28	20	8	14	20	17	92	▼	213
Misdemeanor	2024	1	2	2	1	-	-	-	-	-	-	-	-	6	6	6
	2023	-	-	-	-	-	1	4	1	2	2	8	1	0	↔	19
Other Criminally Related Matters	2024	-	-	-	-	-	-	-	-	-	-	-	-	0	-100%	0
	2023	-	-	-	-	1	-	-	2	1	-	1	-	1	▼	5
Probates/Wills & Trusts - Level 2	2024	-	-	-	1	-	-	-	-	-	-	-	-	0	-100%	0
	2023	-	-	-	-	-	-	-	1	1	-	-	-	1	▼	3
Uncontested Divorce	2024	-	1	-	-	-	-	-	-	-	-	-	-	1	-67%	1
	2023	-	-	2	-	1	2	-	-	-	-	-	-	3	▼	5

Dashboard

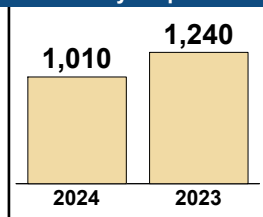
Court: Botetourt Circuit
Start/End Date: Jan-23 / May-24
2023 Average Month: 214
Jan-May 2023: 1,240
Dispositions Trending: ▼

Circuit/Court ID: 25 225023
Type of Case: Dispositions
2024 Average Month: 202
Jan-May 2024 : 1,010
Overall AVG. Month: 211

Monthly Dispositions Summary



Jan --- May Dispositions



Dispositions by Division

Divisions		Jan	Feb	Mar	Apr	May	Jun	Jul	Aug	Sep	Oct	Nov	Dec	Thru May	% Change	Total
Total	2024	235	260	186	200	129	-	-	-	-	-	-	-	1,010	-19%	1,010
	2023	279	198	233	281	249	197	156	244	184	162	195	191	1,240	▼	2,569
Civil	2024	27	27	22	13	9	-	-	-	-	-	-	-	98	27%	98
	2023	28	8	13	19	9	24	13	21	13	11	15	12	77	▲	186
Criminal	2024	86	139	60	100	65	-	-	-	-	-	-	-	450	-21%	450
	2023	120	78	97	130	144	74	54	103	84	79	64	84	569	▼	1,111
Concealed Handgun Permits	2024	103	74	85	72	38	-	-	-	-	-	-	-	372	-18%	372
	2023	98	80	92	103	80	74	74	88	68	53	99	74	453	▼	983
Miscellaneous/ Other	2024	19	20	18	15	17	-	-	-	-	-	-	-	89	-37%	89
	2023	33	32	31	29	16	25	15	32	19	19	17	21	141	▼	289
Others	2024	-	-	1	-	-	-	-	-	-	-	-	-	1	1	1
	2023	-	-	-	-	-	-	-	-	-	-	-	-	0	↔	0

Dispositions by Case Category

Case Categories		Jan	Feb	Mar	Apr	May	Jun	Jul	Aug	Sep	Oct	Nov	Dec	Thru May	% Change	Total
Administrative Law	2024	1	-	-	-	-	-	-	-	-	-	-	-	1	1	1
	2023	-	-	-	-	-	-	-	-	-	1	-	1	0	↔	2
Capital Murder	2024	-	-	-	-	-	-	-	-	-	-	-	-	0	0	0
	2023	-	-	-	-	-	-	-	-	-	-	-	1	0	↔	1
Contested Divorce	2024	5	6	1	1	-	-	-	-	-	-	-	-	13	44%	13
	2023	2	1	2	4	-	2	2	2	1	-	2	-	9	▲	18
Domestic and Family - Level 1	2024	6	6	8	-	-	-	-	-	-	-	-	-	20	25%	20
	2023	7	3	2	4	-	12	6	2	-	2	6	4	16	▲	48
Domestic and Family - Level 2	2024	2	1	1	-	-	-	-	-	-	-	-	-	4	-33%	4
	2023	1	-	1	2	2	-	-	1	-	-	2	-	6	▼	9
Felonies and Related Matters	2024	67	118	49	70	55	-	-	-	-	-	-	-	359	-23%	359
	2023	99	58	85	91	133	51	43	69	71	54	41	60	466	▼	855
General Civil - Level 1	2024	-	-	-	-	-	-	-	-	-	-	-	-	0	-100%	0
	2023	-	-	-	-	1	-	-	-	-	-	-	-	1	▼	1
General Civil - Level 2	2024	4	6	4	2	2	-	-	-	-	-	-	-	18	38%	18
	2023	1	2	4	6	-	5	1	7	3	3	3	1	13	▲	36
General Civil - Level 3	2024	4	-	3	2	3	-	-	-	-	-	-	-	12	50%	12
	2023	4	2	-	1	1	2	-	-	3	3	1	2	8	▲	19
Miscellaneous Civil	2024	112	85	93	79	46	-	-	-	-	-	-	-	415	-21%	415
	2023	114	95	107	123	88	88	86	100	75	58	108	86	527	▼	1,128
Misdemeanor	2024	16	17	11	29	9	-	-	-	-	-	-	-	82	3%	82
	2023	20	16	11	23	10	23	8	18	9	12	21	17	80	▲	188
Other	2024	10	7	11	8	8	-	-	-	-	-	-	-	44	-29%	44
	2023	16	14	16	8	8	10	3	19	10	11	6	8	62	▼	129
Other Criminally Related Matters	2024	4	4	-	1	1	-	-	-	-	-	-	-	10	-57%	10
	2023	1	4	1	16	1	-	3	16	4	13	2	6	23	▼	67
Probates/Wills & Trusts - Level 1	2024	-	-	-	-	-	-	-	-	-	-	-	-	0	-100%	0
	2023	1	1	-	-	-	-	-	-	-	-	-	-	2	▼	2
Probates/Wills & Trusts - Level 2	2024	-	4	-	-	-	-	-	-	-	-	-	-	4	100%	4
	2023	2	-	-	-	-	-	-	1	-	2	-	-	2	▲	5
Uncontested Divorce	2024	4	6	5	8	5	-	-	-	-	-	-	-	28	12%	28
	2023	11	2	4	3	5	4	4	9	8	3	3	5	25	▲	61

Dashboard		Monthly Dispositions Summary		Jan --- May Dispositions	
<p>Court: Craig Circuit Start/End Date: Jan-23 / May-24 2023 Average Month: 30 Jan-May 2023: 164 Dispositions Trending: ▲</p>	<p>Circuit/Court ID: 25 225045 Type of Case: Dispositions 2024 Average Month: 39 Jan-May 2024 : 195 Overall AVG. Month: 33</p>	<p>Jan 23 - May 24</p>		<p>2024: 195 2023: 164</p>	

Dispositions by Division																
Divisions		Jan	Feb	Mar	Apr	May	Jun	Jul	Aug	Sep	Oct	Nov	Dec	Thru May	% Change	Total
Total	2024	32	49	23	51	40	-	-	-	-	-	-	-	195	19%	195
	2023	34	41	44	23	22	43	22	21	40	35	21	15	164	▲	361
Civil	2024	-	1	3	2	13	-	-	-	-	-	-	-	19	12%	19
	2023	4	1	2	3	7	6	1	3	-	1	1	3	17	▲	32
Criminal	2024	1	24	1	15	1	-	-	-	-	-	-	-	42	56%	42
	2023	7	5	11	4	-	5	-	-	18	4	-	-	27	▲	54
Concealed Handgun Permits	2024	29	23	15	31	23	-	-	-	-	-	-	-	121	16%	121
	2023	18	34	26	16	10	24	18	16	21	28	18	12	104	▲	241
Miscellaneous/ Other	2024	2	1	4	3	3	-	-	-	-	-	-	-	13	-19%	13
	2023	5	1	5	-	5	8	3	2	1	2	2	-	16	▼	34


Dispositions by Case Category																
Case Categories		Jan	Feb	Mar	Apr	May	Jun	Jul	Aug	Sep	Oct	Nov	Dec	Thru May	% Change	Total
Contested Divorce	2024	-	-	-	-	-	-	-	-	-	-	-	-	0	0	0
	2023	-	-	-	-	-	1	-	1	-	-	-	-	0	↔	2
Domestic and Family - Level 1	2024	-	-	1	-	13	-	-	-	-	-	-	-	14	75%	14
	2023	-	-	-	1	7	-	-	-	-	-	-	-	8	▲	8
Domestic and Family - Level 2	2024	-	-	-	-	-	-	-	-	-	-	-	-	0	-100%	0
	2023	-	1	-	-	-	-	-	-	-	-	1	-	1	▼	2
Felonies and Related Matters	2024	1	15	1	13	1	-	-	-	-	-	-	-	31	107%	31
	2023	7	3	2	3	-	4	-	-	13	2	-	-	15	▲	34
General Civil - Level 1	2024	-	-	-	1	-	-	-	-	-	-	-	-	1	0%	1
	2023	-	-	-	1	-	1	-	-	-	-	-	-	1	↔	2
General Civil - Level 2	2024	-	1	1	-	-	-	-	-	-	-	-	-	2	100%	2
	2023	-	-	1	-	-	-	-	1	-	1	-	-	1	▲	3
General Civil - Level 3	2024	-	-	1	-	-	-	-	-	-	-	-	-	1	-67%	1
	2023	2	-	1	-	-	4	1	-	-	-	-	1	3	▼	9
Miscellaneous Civil	2024	31	24	19	34	26	-	-	-	-	-	-	-	134	12%	134
	2023	23	35	31	16	15	32	21	18	22	30	20	12	120	▲	275
Misdemeanor	2024	-	9	-	2	-	-	-	-	-	-	-	-	11	0%	11
	2023	-	2	8	1	-	1	-	-	5	2	-	-	11	↔	19
Other Criminally Related Matters	2024	-	-	-	-	-	-	-	-	-	-	-	-	0	-100%	0
	2023	-	-	1	-	-	-	-	-	-	-	-	-	1	▼	1
Probates/Wills & Trusts - Level 1	2024	-	-	-	1	-	-	-	-	-	-	-	-	1	1	1
	2023	-	-	-	-	-	-	-	-	-	-	-	1	0	↔	1
Uncontested Divorce	2024	-	-	-	-	-	-	-	-	-	-	-	-	0	-100%	0
	2023	2	-	-	1	-	-	-	1	-	-	-	1	3	▼	5

Dashboard

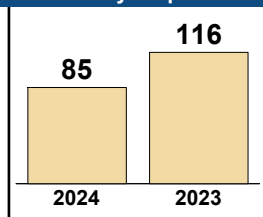
Court: Highland Circuit
Start/End Date: Jan-23 / May-24
2023 Average Month: 15
Jan-May 2023: 116
Dispositions Trending: ▼

Circuit/Court ID: 25 225091
Type of Case: Dispositions
2024 Average Month: 17
Jan-May 2024 : 85
Overall AVG. Month: 16

Monthly Dispositions Summary



Jan --- May Dispositions



Dispositions by Division

Divisions		Jan	Feb	Mar	Apr	May	Jun	Jul	Aug	Sep	Oct	Nov	Dec	Thru May	% Change	Total
Total	2024	14	9	30	20	12	-	-	-	-	-	-	-	85	-27%	85
	2023	12	15	30	43	16	8	9	13	13	6	8	11	116	▼	184
Civil	2024	1	1	1	-	2	-	-	-	-	-	-	-	5	-62%	5
	2023	2	1	8	1	1	1	-	-	1	-	-	-	13	▼	15
Criminal	2024	4	-	18	7	1	-	-	-	-	-	-	-	30	-21%	30
	2023	-	-	1	35	2	4	5	7	5	1	7	1	38	▼	68
Concealed Handgun Permits	2024	9	5	9	10	8	-	-	-	-	-	-	-	41	-33%	41
	2023	10	13	21	4	13	3	4	5	6	4	-	9	61	▼	92
Miscellaneous/ Other	2024	-	3	2	3	1	-	-	-	-	-	-	-	9	125%	9
	2023	-	1	-	3	-	-	-	1	1	1	1	1	4	▲	9

Dispositions by Case Category

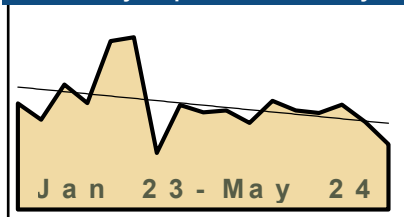
Case Categories		Jan	Feb	Mar	Apr	May	Jun	Jul	Aug	Sep	Oct	Nov	Dec	Thru May	% Change	Total
Contested Divorce	2024	1	-	-	-	-	-	-	-	-	-	-	-	1	0%	1
	2023	-	-	1	-	-	1	-	-	-	-	-	-	1	↔	2
Domestic and Family - Level 1	2024	-	-	-	-	-	-	-	-	-	-	-	-	0	-100%	0
	2023	-	-	3	1	-	-	-	-	-	-	-	-	4	▼	4
Domestic and Family - Level 2	2024	-	-	-	-	-	-	-	-	-	-	-	-	0	-100%	0
	2023	-	-	1	-	-	-	-	-	-	-	-	-	1	▼	1
Felonies and Related Matters	2024	3	-	12	7	-	-	-	-	-	-	-	-	22	10%	22
	2023	-	-	1	17	2	3	4	3	4	-	5	-	20	▲	39
General Civil - Level 1	2024	-	1	-	-	-	-	-	-	-	-	-	-	1	1	1
	2023	-	-	-	-	-	-	-	-	-	-	-	-	0	↔	0
General Civil - Level 2	2024	-	-	-	-	-	-	-	-	-	-	-	-	0	-100%	0
	2023	2	-	-	-	-	-	-	-	-	-	-	-	2	▼	2
General Civil - Level 3	2024	-	-	-	-	1	-	-	-	-	-	-	-	1	0%	1
	2023	-	1	-	-	-	-	-	-	-	-	-	-	1	↔	1
Miscellaneous Civil	2024	9	8	11	13	8	-	-	-	-	-	-	-	49	-25%	49
	2023	10	14	21	7	13	3	4	6	7	5	1	10	65	▼	101
Misdemeanor	2024	1	-	5	-	1	-	-	-	-	-	-	-	7	-59%	7
	2023	-	-	-	17	-	1	1	4	1	-	1	1	17	▼	26
Other Criminally Related Matters	2024	-	-	1	-	-	-	-	-	-	-	-	-	1	0%	1
	2023	-	-	-	1	-	-	-	-	-	1	1	-	1	↔	3
Probates/Wills & Trusts - Level 2	2024	-	-	1	-	2	-	-	-	-	-	-	-	3	200%	3
	2023	-	-	1	-	-	-	-	-	1	-	-	-	1	▲	2
Uncontested Divorce	2024	-	-	-	-	-	-	-	-	-	-	-	-	0	-100%	0
	2023	-	-	2	-	1	-	-	-	-	-	-	-	3	▼	3

Dashboard

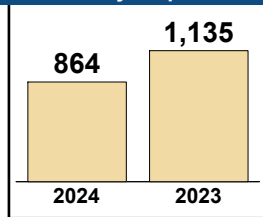
Court: Rockbridge Circuit
Start/End Date: Jan-23 / May-24
2023 Average Month: 210
Jan-May 2023: 1,135
Dispositions Trending: ▼

Circuit/Court ID: 25 225163
Type of Case: Dispositions
2024 Average Month: 173
Jan-May 2024 : 864
Overall AVG. Month: 199

Monthly Dispositions Summary



Jan --- May Dispositions



Dispositions by Division

Divisions		Jan	Feb	Mar	Apr	May	Jun	Jul	Aug	Sep	Oct	Nov	Dec	Thru May	% Change	Total
Total	2024	189	184	200	167	124	-	-	-	-	-	-	-	864	-24%	864
	2023	202	171	238	203	321	328	108	199	185	189	165	207	1,135	▼	2,516
Civil	2024	15	16	15	23	15	-	-	-	-	-	-	-	84	-32%	84
	2023	17	20	20	27	40	22	21	20	21	51	25	13	124	▼	297
Criminal	2024	115	91	112	70	55	-	-	-	-	-	-	-	443	-32%	443
	2023	130	71	135	100	220	251	42	127	120	80	103	132	656	▼	1,511
Concealed Handgun Permits	2024	43	69	63	62	41	-	-	-	-	-	-	-	278	-5%	278
	2023	47	69	69	63	45	40	38	48	34	40	31	53	293	▼	577
Miscellaneous/ Other	2024	16	8	10	12	13	-	-	-	-	-	-	-	59	-5%	59
	2023	8	11	14	13	16	15	7	4	10	18	6	9	62	▼	131

Dispositions by Case Category


Case Categories		Jan	Feb	Mar	Apr	May	Jun	Jul	Aug	Sep	Oct	Nov	Dec	Thru May	% Change	Total
Administrative Law	2024	-	-	-	-	1	-	-	-	-	-	-	-	1	0%	1
	2023	-	-	-	-	1	1	-	-	1	-	1	-	1	↔	4
Contested Divorce	2024	2	1	-	1	2	-	-	-	-	-	-	-	6	-60%	6
	2023	3	3	1	2	6	2	1	1	-	3	2	2	15	▼	26
Domestic and Family - Level 1	2024	-	4	-	-	2	-	-	-	-	-	-	-	6	-73%	6
	2023	-	-	2	12	8	1	-	5	2	25	9	-	22	▼	64
Domestic and Family - Level 2	2024	4	-	1	5	-	-	-	-	-	-	-	-	10	0%	10
	2023	3	-	5	-	2	3	3	7	2	5	3	3	10	↔	36
Felonies and Related Matters	2024	76	68	81	56	21	-	-	-	-	-	-	-	302	-20%	302
	2023	59	49	75	64	131	188	31	83	83	49	72	83	378	▼	967
General Civil - Level 1	2024	-	1	-	-	-	-	-	-	-	-	-	-	1	1	1
	2023	-	-	-	-	-	-	-	-	-	-	-	-	0	↔	0
General Civil - Level 2	2024	5	2	5	7	5	-	-	-	-	-	-	-	24	0%	24
	2023	4	7	1	5	7	6	3	-	3	3	5	1	24	↔	45
General Civil - Level 3	2024	-	4	-	-	2	-	-	-	-	-	-	-	6	-68%	6
	2023	-	8	3	-	8	1	3	-	6	5	1	1	19	▼	36
Miscellaneous Civil	2024	58	75	73	74	51	-	-	-	-	-	-	-	331	-5%	331
	2023	53	76	83	76	59	51	45	51	45	56	37	61	347	▼	693
Misdemeanor	2024	32	22	28	12	18	-	-	-	-	-	-	-	112	-56%	112
	2023	60	21	60	28	87	57	11	41	32	18	24	40	256	▼	479
Other	2024	-	1	-	2	-	-	-	-	-	-	-	-	3	50%	3
	2023	-	1	1	-	-	-	1	-	-	1	-	1	2	▲	5
Other Criminally Related Matters	2024	7	1	3	2	17	-	-	-	-	-	-	-	30	36%	30
	2023	11	1	-	8	2	6	1	3	5	13	7	9	22	▲	66
Probates/Wills & Trusts - Level 1	2024	-	-	1	-	-	-	-	-	-	-	-	-	1	0%	1
	2023	-	1	-	-	-	-	-	-	-	-	-	-	1	↔	1
Probates/Wills & Trusts - Level 2	2024	-	-	1	1	1	-	-	-	-	-	-	-	3	-40%	3
	2023	1	1	2	-	1	3	3	2	-	-	-	-	5	▼	13
Uncontested Divorce	2024	5	5	7	7	4	-	-	-	-	-	-	-	28	-15%	28
	2023	8	3	5	8	9	9	6	6	6	11	4	6	33	▼	81

Dashboard

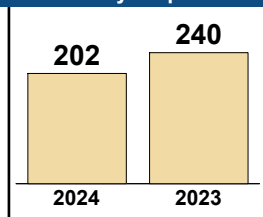
Court: Buena Vista Circuit
Start/End Date: Jan-23 / May-24
2023 Average Month: 50
Jan-May 2023: 240
Dispositions Trending: ▼

Circuit/Court ID: 25 225530
Type of Case: Dispositions
2024 Average Month: 40
Jan-May 2024 : 202
Overall AVG. Month: 47

Monthly Dispositions Summary



Jan --- May Dispositions



Dispositions by Division

Divisions		Jan	Feb	Mar	Apr	May	Jun	Jul	Aug	Sep	Oct	Nov	Dec	Thru May	% Change	Total
Total	2024	45	38	39	61	19	-	-	-	-	-	-	-	202	-16%	202
	2023	39	67	43	69	22	61	67	59	19	36	50	62	240	▼	594
Civil	2024	4	2	2	2	2	-	-	-	-	-	-	-	12	-8%	12
	2023	1	-	2	9	1	11	3	6	4	3	4	6	13	▼	50
Criminal	2024	22	29	29	42	6	-	-	-	-	-	-	-	128	-23%	128
	2023	26	44	30	45	21	42	54	39	10	19	33	44	166	▼	407
Concealed Handgun Permits	2024	16	4	7	15	8	-	-	-	-	-	-	-	50	16%	50
	2023	9	21	6	7	-	6	6	11	1	11	9	10	43	▲	97
Miscellaneous/ Other	2024	1	3	1	2	3	-	-	-	-	-	-	-	10	-41%	10
	2023	3	2	5	7	-	2	4	3	4	3	4	2	17	▼	39
Others	2024	2	-	-	-	-	-	-	-	-	-	-	-	2	100%	2
	2023	-	-	-	1	-	-	-	-	-	-	-	-	1	▲	1

Dispositions by Case Category

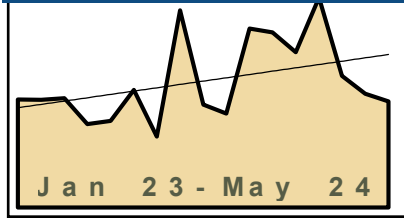
Case Categories		Jan	Feb	Mar	Apr	May	Jun	Jul	Aug	Sep	Oct	Nov	Dec	Thru May	% Change	Total
Contested Divorce	2024	-	-	1	1	-	-	-	-	-	-	-	-	2	0%	2
	2023	-	-	1	1	-	-	-	-	1	-	1	5	2	↔	9
Domestic and Family - Level 1	2024	1	-	-	-	1	-	-	-	-	-	-	-	2	100%	2
	2023	-	-	-	1	-	6	-	2	2	1	-	-	1	▲	12
Domestic and Family - Level 2	2024	-	-	-	-	-	-	-	-	-	-	-	-	0	-100%	0
	2023	-	-	-	2	-	2	-	-	-	1	-	-	2	▼	5
Felonies and Related Matters	2024	11	19	20	33	3	-	-	-	-	-	-	-	86	-27%	86
	2023	18	23	25	34	18	25	50	26	5	13	24	28	118	▼	289
General Civil - Level 1	2024	-	-	-	-	-	-	-	-	-	-	-	-	0	-100%	0
	2023	-	-	-	1	-	-	-	-	-	-	-	-	1	▼	1
General Civil - Level 2	2024	1	-	-	1	-	-	-	-	-	-	-	-	2	-33%	2
	2023	-	-	1	2	-	-	-	-	-	1	1	-	3	▼	5
General Civil - Level 3	2024	-	-	-	-	-	-	-	-	-	-	-	-	0	-100%	0
	2023	-	-	1	-	-	1	-	1	-	-	-	-	1	▼	3
Miscellaneous Civil	2024	17	7	8	17	11	-	-	-	-	-	-	-	60	5%	60
	2023	12	23	9	13	-	8	10	14	5	13	12	12	57	▲	131
Misdemeanor	2024	10	7	8	7	3	-	-	-	-	-	-	-	35	-10%	35
	2023	5	17	4	11	2	13	4	12	5	6	7	14	39	▼	100
Other	2024	2	-	-	-	1	-	-	-	-	-	-	-	3	200%	3
	2023	-	-	-	1	-	-	-	-	-	-	-	-	1	▲	1
Other Criminally Related Matters	2024	1	3	1	2	-	-	-	-	-	-	-	-	7	-22%	7
	2023	3	4	1	-	1	4	-	1	-	-	2	2	9	▼	18
Probates/Wills & Trusts - Level 2	2024	1	1	-	-	-	-	-	-	-	-	-	-	2	100%	2
	2023	-	-	-	1	-	-	1	1	-	-	-	-	1	▲	3
Protective Orders	2024	-	-	-	-	-	-	-	-	-	-	-	-	0	0	0
	2023	-	-	-	-	-	1	-	-	-	-	-	-	0	↔	1
Uncontested Divorce	2024	1	1	1	-	-	-	-	-	-	-	-	-	3	-40%	3
	2023	1	-	1	2	1	1	2	2	1	1	3	1	5	▼	16

Dashboard

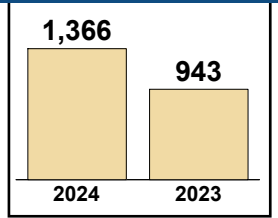
Court: Staunton Circuit
Start/End Date: Jan-23 / May-24
2023 Average Month: 227
Jan-May 2023: 943
Dispositions Trending: ▲

Circuit/Court ID: 25 225790
Type of Case: Dispositions
2024 Average Month: 273
Jan-May 2024 : 1,366
Overall AVG. Month: 241

Monthly Dispositions Summary



Jan --- May Dispositions



Dispositions by Division

Divisions		Jan	Feb	Mar	Apr	May	Jun	Jul	Aug	Sep	Oct	Nov	Dec	Thru May	% Change	Total
Total	2024	296	400	251	217	202	-	-	-	-	-	-	-	1,366	45%	1,366
	2023	206	205	208	159	165	224	135	376	196	179	341	334	943	▲	2,728
Civil	2024	18	108	24	16	20	-	-	-	-	-	-	-	186	170%	186
	2023	12	11	9	19	18	6	7	41	39	15	143	56	69	▲	376
Criminal	2024	210	228	134	128	111	-	-	-	-	-	-	-	811	50%	811
	2023	114	146	119	68	93	157	77	251	108	113	134	205	540	▲	1,585
Concealed Handgun Permits	2024	25	35	33	30	29	-	-	-	-	-	-	-	152	-3%	152
	2023	43	31	30	27	26	25	13	44	22	27	21	21	157	▼	330
Miscellaneous/ Other	2024	43	29	58	43	42	-	-	-	-	-	-	-	215	21%	215
	2023	37	17	50	45	28	36	38	40	27	24	43	52	177	▲	437
Others	2024	-	-	2	-	-	-	-	-	-	-	-	-	2	2	2
	2023	-	-	-	-	-	-	-	-	-	-	-	-	0	↔	0

Dispositions by Case Category

Case Categories		Jan	Feb	Mar	Apr	May	Jun	Jul	Aug	Sep	Oct	Nov	Dec	Thru May	% Change	Total
Capital Murder	2024	-	1	-	-	-	-	-	-	-	-	-	-	1	1	1
	2023	-	-	-	-	-	-	-	-	-	-	-	-	0	↔	0
Contested Divorce	2024	3	-	2	2	4	-	-	-	-	-	-	-	11	38%	11
	2023	2	1	1	2	2	-	1	2	3	1	4	6	8	▲	25
Domestic and Family - Level 1	2024	4	2	2	2	2	-	-	-	-	-	-	-	12	-29%	12
	2023	3	-	2	5	7	4	-	17	27	3	12	21	17	▼	101
Domestic and Family - Level 2	2024	3	93	13	3	5	-	-	-	-	-	-	-	117	1,363%	117
	2023	1	5	-	-	2	1	2	8	6	3	114	6	8	▲	148
Felonies and Related Matters	2024	159	184	99	77	87	-	-	-	-	-	-	-	606	57%	606
	2023	81	115	94	36	61	123	39	167	85	76	98	164	387	▲	1,139
General Civil - Level 1	2024	-	-	-	-	-	-	-	-	-	-	-	-	0	-100%	0
	2023	-	-	-	1	-	-	-	-	-	-	-	1	1	▼	2
General Civil - Level 2	2024	2	-	7	1	-	-	-	-	-	-	-	-	10	-33%	10
	2023	4	3	4	2	2	3	2	3	2	1	2	10	15	▼	38
General Civil - Level 3	2024	1	1	1	2	1	-	-	-	-	-	-	-	6	-50%	6
	2023	3	1	2	3	3	1	-	5	1	1	8	13	12	▼	41
Miscellaneous Civil	2024	34	48	53	48	35	-	-	-	-	-	-	-	218	-2%	218
	2023	52	38	48	44	40	36	25	60	32	38	34	37	222	▼	484
Misdemeanor	2024	36	32	29	48	15	-	-	-	-	-	-	-	160	36%	160
	2023	22	19	20	31	26	31	19	46	17	23	34	29	118	▲	317
Other	2024	32	16	36	24	35	-	-	-	-	-	-	-	143	59%	143
	2023	23	8	27	23	9	21	24	20	14	12	22	18	90	▲	221
Other Criminally Related Matters	2024	15	11	6	3	13	-	-	-	-	-	-	-	48	14%	48
	2023	11	12	6	7	6	3	19	38	6	15	2	12	42	▲	137
Probates/Wills & Trusts - Level 1	2024	-	-	1	-	-	-	-	-	-	-	-	-	1	1	1
	2023	-	-	-	-	-	-	-	-	-	-	-	-	0	↔	0
Probates/Wills & Trusts - Level 2	2024	1	3	1	2	3	-	-	-	-	-	-	-	10	233%	10
	2023	1	-	1	1	-	1	1	1	-	1	1	6	3	▲	14
Protective Orders	2024	1	-	-	-	-	-	-	-	-	-	-	-	1	1	1
	2023	-	-	-	-	-	-	-	-	-	1	-	-	0	↔	1
Uncontested Divorce	2024	5	9	1	5	2	-	-	-	-	-	-	-	22	10%	22
	2023	3	3	3	4	7	-	3	9	3	4	10	11	20	▲	60

CPSS-CCMS-10.11 CASELOAD STATISTICS OF THE CIRCUIT COURTS

Waynesboro

January 2023 -- May 2024 Dispositions

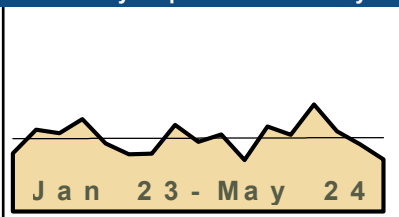
Alexandria and Fairfax Circuit are not Included in State Totals

Dashboard

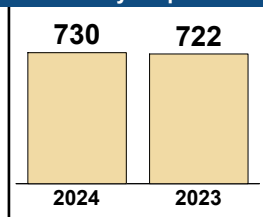
Court: Waynesboro Circuit
Start/End Date: Jan-23 / May-24
2023 Average Month: 137
Jan-May 2023: 722
Dispositions Trending: ↔

Circuit/Court ID: 25 225820
Type of Case: Dispositions
2024 Average Month: 146
Jan-May 2024 : 730
Overall AVG. Month: 140

Monthly Dispositions Summary



Jan --- May Dispositions



Dispositions by Division

Divisions		Jan	Feb	Mar	Apr	May	Jun	Jul	Aug	Sep	Oct	Nov	Dec	Thru May	% Change	Total
Total	2024	146	204	153	128	99	-	-	-	-	-	-	-	730	1%	730
	2023	111	156	149	176	130	109	110	165	133	147	98	162	722	▲	1,646
Civil	2024	19	13	11	7	15	-	-	-	-	-	-	-	65	-14%	65
	2023	12	16	19	19	10	9	26	12	10	21	14	8	76	▼	176
Criminal	2024	88	118	55	58	54	-	-	-	-	-	-	-	373	15%	373
	2023	37	57	57	100	74	69	34	103	66	72	36	100	325	▲	805
Concealed Handgun Permits	2024	11	44	49	34	19	-	-	-	-	-	-	-	157	4%	157
	2023	24	34	30	33	30	19	24	16	25	27	25	22	151	▲	309
Miscellaneous/ Other	2024	28	28	37	26	11	-	-	-	-	-	-	-	130	-23%	130
	2023	38	48	43	23	16	12	26	34	32	27	23	31	168	▼	353
Others	2024	-	1	1	3	-	-	-	-	-	-	-	-	5	150%	5
	2023	-	1	-	1	-	-	-	-	-	-	-	1	2	▲	3

Dispositions by Case Category

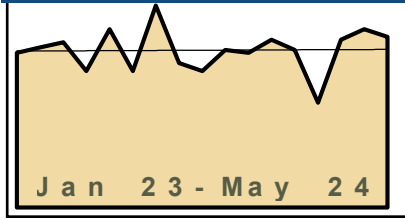
Case Categories		Jan	Feb	Mar	Apr	May	Jun	Jul	Aug	Sep	Oct	Nov	Dec	Thru May	% Change	Total
Administrative Law	2024	-	-	-	-	-	-	-	-	-	-	-	-	0	-100%	0
	2023	-	-	1	-	-	-	-	-	-	-	-	-	1	▼	1
Capital Murder	2024	-	-	-	-	-	-	-	-	-	-	-	-	0	0	0
	2023	-	-	-	-	-	-	1	-	-	-	-	-	0	↔	1
Contested Divorce	2024	1	-	1	-	2	-	-	-	-	-	-	-	4	-73%	4
	2023	4	3	4	2	2	-	5	1	1	3	2	1	15	▼	28
Domestic and Family - Level 1	2024	10	2	3	-	3	-	-	-	-	-	-	-	18	20%	18
	2023	4	-	5	6	-	-	5	4	2	2	1	1	15	▲	30
Domestic and Family - Level 2	2024	-	2	1	-	-	-	-	-	-	-	-	-	3	0%	3
	2023	1	-	2	-	-	2	3	1	-	1	-	-	3	↔	10
Felonies and Related Matters	2024	55	82	42	41	33	-	-	-	-	-	-	-	253	3%	253
	2023	24	44	39	83	55	54	24	82	48	48	26	72	245	▲	599
General Civil - Level 1	2024	-	-	-	-	-	-	-	-	-	-	-	-	0	0	0
	2023	-	-	-	-	-	-	1	-	-	-	-	-	0	↔	1
General Civil - Level 2	2024	2	3	4	2	2	-	-	-	-	-	-	-	13	-13%	13
	2023	1	6	3	5	-	2	3	-	1	-	1	-	15	▼	22
General Civil - Level 3	2024	4	1	1	-	1	-	-	-	-	-	-	-	7	-30%	7
	2023	2	1	1	4	2	5	5	6	3	11	7	3	10	▼	50
Miscellaneous Civil	2024	15	50	64	42	27	-	-	-	-	-	-	-	198	1%	198
	2023	32	43	36	40	45	29	40	30	35	35	34	36	196	▲	435
Misdemeanor	2024	28	36	12	15	20	-	-	-	-	-	-	-	111	46%	111
	2023	12	12	17	16	19	11	9	21	18	22	8	24	76	▲	189
Other	2024	24	22	22	21	3	-	-	-	-	-	-	-	92	-26%	92
	2023	30	41	36	17	1	1	10	19	20	19	14	18	125	▼	226
Other Criminally Related Matters	2024	5	-	1	2	1	-	-	-	-	-	-	-	9	125%	9
	2023	1	1	1	1	-	4	-	-	-	2	2	4	4	▲	16
Probates/Wills & Trusts - Level 2	2024	-	-	-	-	1	-	-	-	-	-	-	-	1	-67%	1
	2023	-	-	-	-	3	1	1	-	-	-	-	-	3	▼	5
Uncontested Divorce	2024	2	6	2	5	6	-	-	-	-	-	-	-	21	50%	21
	2023	-	5	4	2	3	-	3	1	5	4	3	3	14	▲	33

Dashboard

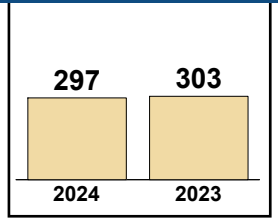
Court: Clarke Circuit
Start/End Date: Jan-23 / May-24
2023 Average Month: 60
Jan-May 2023: 303
Dispositions Trending: ⇔

Circuit/Court ID: 26 226043
Type of Case: Dispositions
2024 Average Month: 59
Jan-May 2024 : 297
Overall AVG. Month: 60

Monthly Dispositions Summary



Jan --- May Dispositions



Dispositions by Division

Divisions		Jan	Feb	Mar	Apr	May	Jun	Jul	Aug	Sep	Oct	Nov	Dec	Thru May	% Change	Total
Total	2024	60	40	64	68	65	-	-	-	-	-	-	-	297	-2%	297
	2023	59	61	63	52	68	52	77	55	52	60	59	64	303	▼	722
Civil	2024	7	7	9	7	9	-	-	-	-	-	-	-	39	-25%	39
	2023	9	18	7	6	12	2	9	9	5	6	7	6	52	▼	96
Criminal	2024	12	1	15	26	19	-	-	-	-	-	-	-	73	78%	73
	2023	4	8	9	4	16	21	22	9	8	23	21	22	41	▲	167
Concealed Handgun Permits	2024	32	23	34	27	28	-	-	-	-	-	-	-	144	-15%	144
	2023	37	30	40	27	35	25	36	31	30	21	26	31	169	▼	369
Miscellaneous/ Other	2024	9	9	6	8	9	-	-	-	-	-	-	-	41	0%	41
	2023	9	5	7	15	5	4	10	6	9	10	5	5	41	↔	90

Dispositions by Case Category

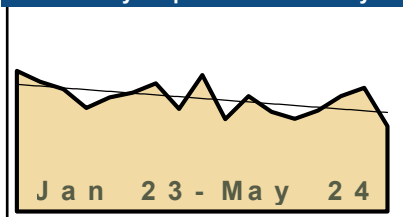
Case Categories		Jan	Feb	Mar	Apr	May	Jun	Jul	Aug	Sep	Oct	Nov	Dec	Thru May	% Change	Total
Administrative Law	2024	-	-	-	-	-	-	-	-	-	-	-	-	0	-100%	0
	2023	1	-	-	-	-	-	-	-	-	-	-	-	1	▼	1
Contested Divorce	2024	1	2	-	1	1	-	-	-	-	-	-	-	5	25%	5
	2023	1	-	1	-	2	-	1	1	-	-	1	2	4	▲	9
Domestic and Family - Level 1	2024	-	-	5	-	-	-	-	-	-	1	3	1	5	67%	5
	2023	-	-	3	-	-	-	-	-	-	-	-	-	3	▲	8
Domestic and Family - Level 2	2024	-	1	-	1	1	-	-	-	-	-	-	-	3	200%	3
	2023	1	-	-	-	-	-	-	1	-	-	2	-	1	▲	4
Felonies and Related Matters	2024	11	1	11	19	4	-	-	-	-	-	-	-	46	44%	46
	2023	1	5	9	4	13	13	16	8	5	22	10	17	32	▲	123
General Civil - Level 1	2024	1	-	-	-	-	-	-	-	-	-	-	-	1	1	1
	2023	-	-	-	-	-	-	-	1	-	-	-	-	0	↔	1
General Civil - Level 2	2024	1	2	1	2	5	-	-	-	-	-	-	-	11	-8%	11
	2023	3	2	2	5	-	-	2	3	-	2	1	-	12	▼	20
General Civil - Level 3	2024	1	3	1	-	3	-	-	-	-	-	-	-	8	-65%	8
	2023	-	14	2	3	4	-	4	-	2	1	-	1	23	▼	31
Miscellaneous Civil	2024	40	27	38	33	34	-	-	-	-	-	-	-	172	-10%	172
	2023	43	31	44	35	39	29	43	35	38	29	31	36	192	▼	433
Misdemeanor	2024	-	-	4	7	13	-	-	-	-	-	-	-	24	243%	24
	2023	2	3	-	-	2	5	6	-	2	1	3	4	7	▲	28
Other	2024	-	1	-	-	-	-	-	-	-	-	-	-	1	-75%	1
	2023	1	2	-	1	-	-	-	-	1	-	-	-	4	▼	5
Other Criminally Related Matters	2024	1	-	-	-	2	-	-	-	-	-	-	-	3	0%	3
	2023	1	1	-	-	1	3	1	1	1	1	9	1	3	↔	20
Probates/Wills & Trusts - Level 1	2024	-	-	1	-	-	-	-	-	-	-	-	-	1	1	1
	2023	-	-	-	-	-	-	-	-	-	-	-	-	0	↔	0
Probates/Wills & Trusts - Level 2	2024	1	-	1	1	-	-	-	-	-	-	-	-	3	-50%	3
	2023	1	1	2	1	1	-	-	-	-	-	-	-	6	▼	6
Protective Orders	2024	-	-	-	-	-	-	-	-	-	-	-	-	0	0	0
	2023	-	-	-	-	-	-	-	-	-	-	-	1	0	↔	1
Uncontested Divorce	2024	3	3	2	4	2	-	-	-	-	-	-	-	14	-7%	14
	2023	4	2	-	3	6	2	4	5	2	1	1	2	15	▼	32

Dashboard

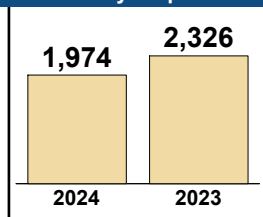
Court: Frederick Circuit
Start/End Date: Jan-23 / May-24
2023 Average Month: 446
Jan-May 2023: 2,326
Dispositions Trending: ▼

Circuit/Court ID: 26 226069
Type of Case: Dispositions
2024 Average Month: 395
Jan-May 2024 : 1,974
Overall AVG. Month: 431

Monthly Dispositions Summary



Jan --- May Dispositions



Dispositions by Division

Divisions		Jan	Feb	Mar	Apr	May	Jun	Jul	Aug	Sep	Oct	Nov	Dec	Thru May	% Change	Total
Total	2024	353	385	440	471	325	-	-	-	-	-	-	-	1,974	-15%	1,974
	2023	536	494	466	395	435	453	489	391	520	352	440	380	2,326	▼	5,351
Civil	2024	39	25	37	36	17	-	-	-	-	-	-	-	154	-32%	154
	2023	38	47	54	49	40	54	118	55	38	22	69	50	228	▼	634
Criminal	2024	141	167	165	156	159	-	-	-	-	-	-	-	788	-8%	788
	2023	223	175	126	148	182	196	162	144	248	147	157	138	854	▼	2,046
Concealed Handgun Permits	2024	140	157	200	155	119	-	-	-	-	-	-	-	771	-19%	771
	2023	227	214	217	140	156	149	136	114	187	150	171	157	954	▼	2,018
Miscellaneous/ Other	2024	33	36	37	123	30	-	-	-	-	-	-	-	259	-9%	259
	2023	45	58	69	58	55	53	72	77	47	33	42	35	285	▼	644
Others	2024	-	-	1	1	-	-	-	-	-	-	-	-	2	-60%	2
	2023	3	-	-	-	2	1	1	1	-	-	-	1	5	▼	9

Dispositions by Case Category

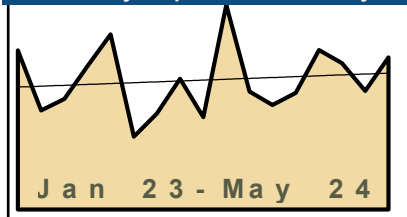
Case Categories		Jan	Feb	Mar	Apr	May	Jun	Jul	Aug	Sep	Oct	Nov	Dec	Thru May	% Change	Total
Administrative Law	2024	-	-	-	-	-	-	-	-	-	-	-	-	0	-100%	0
	2023	-	1	-	-	-	-	-	-	-	-	-	-	1	▼	1
Contested Divorce	2024	8	4	5	5	3	-	-	-	-	-	-	-	25	-34%	25
	2023	9	7	9	5	8	9	12	7	7	-	8	7	38	▼	88
Domestic and Family - Level 1	2024	3	4	3	3	2	-	-	-	-	-	-	-	15	-38%	15
	2023	5	4	8	6	1	7	4	5	2	2	21	2	24	▼	67
Domestic and Family - Level 2	2024	1	2	2	2	-	-	-	-	-	-	-	-	7	-46%	7
	2023	4	2	1	4	2	3	2	10	2	1	9	5	13	▼	45
Felonies and Related Matters	2024	95	115	103	114	118	-	-	-	-	-	-	-	545	-12%	545
	2023	151	137	90	114	129	135	121	107	178	114	134	97	621	▼	1,507
General Civil - Level 1	2024	-	-	-	1	-	-	-	-	-	-	-	-	1	1	1
	2023	-	-	-	-	-	1	2	-	-	-	-	-	0	↔	3
General Civil - Level 2	2024	9	4	6	9	3	-	-	-	-	-	-	-	31	-30%	31
	2023	7	14	7	10	6	15	32	7	6	3	8	6	44	▼	121
General Civil - Level 3	2024	4	2	3	4	1	-	-	-	-	-	-	-	14	-7%	14
	2023	3	3	3	1	5	7	8	9	3	3	2	3	15	▼	50
Miscellaneous Civil	2024	157	181	229	180	138	-	-	-	-	-	-	-	885	-20%	885
	2023	256	239	252	167	190	181	184	147	220	172	196	180	1,104	▼	2,384
Misdemeanor	2024	31	42	52	37	35	-	-	-	-	-	-	-	197	-2%	197
	2023	64	35	30	24	47	57	41	30	66	30	19	41	200	▼	484
Other	2024	12	12	8	93	11	-	-	-	-	-	-	-	136	13%	136
	2023	18	27	27	27	21	15	23	38	9	9	13	12	120	▲	239
Other Criminally Related Matters	2024	16	10	11	5	6	-	-	-	-	-	-	-	48	41%	48
	2023	8	4	6	10	6	5	3	7	7	3	7	-	34	▲	66
Probates/Wills & Trusts - Level 1	2024	-	-	-	-	-	-	-	-	-	-	-	-	0	-100%	0
	2023	-	-	-	-	-	1	2	-	1	-	-	1	1	▼	5
Probates/Wills & Trusts - Level 2	2024	4	3	2	-	1	-	-	-	-	-	-	-	10	-55%	10
	2023	1	6	3	8	4	4	7	5	2	1	1	3	22	▼	45
Protective Orders	2024	1	1	-	-	-	-	-	-	-	-	-	-	2	2	2
	2023	-	-	-	-	-	-	1	1	2	-	1	1	0	↔	6
Uncontested Divorce	2024	12	5	16	18	7	-	-	-	-	-	-	-	58	-35%	58
	2023	10	15	30	19	15	14	47	18	15	14	21	22	89	▼	240

Dashboard

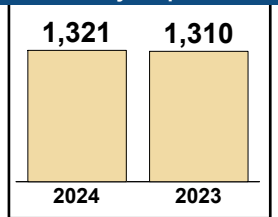
Court: Page Circuit
Start/End Date: Jan-23 / May-24
2023 Average Month: 239
Jan-May 2023: 1,310
Dispositions Trending: ⇌

Circuit/Court ID: 26 226139
Type of Case: Dispositions
2024 Average Month: 264
Jan-May 2024 : 1,321
Overall AVG. Month: 247

Monthly Dispositions Summary



Jan --- May Dispositions



Dispositions by Division

Divisions		Jan	Feb	Mar	Apr	May	Jun	Jul	Aug	Sep	Oct	Nov	Dec	Thru May	% Change	Total
Total	2024	222	304	279	226	290	-	-	-	-	-	-	-	1,321	1%	1,321
	2023	303	189	211	273	334	139	183	249	176	390	225	199	1,310	▲	2,871
Civil	2024	27	17	19	18	12	-	-	-	-	-	-	-	93	35%	93
	2023	16	16	11	5	21	7	16	14	28	17	22	24	69	▲	197
Criminal	2024	142	233	184	157	233	-	-	-	-	-	-	-	949	7%	949
	2023	199	89	128	200	267	89	119	173	109	317	157	148	883	▲	1,995
Concealed Handgun Permits	2024	43	42	61	42	38	-	-	-	-	-	-	-	226	-25%	226
	2023	72	77	62	57	33	40	35	45	31	43	38	21	301	▼	554
Miscellaneous/ Other	2024	10	11	15	9	7	-	-	-	-	-	-	-	52	-9%	52
	2023	16	7	10	11	13	3	13	17	8	13	8	6	57	▼	125
Others	2024	-	1	-	-	-	-	-	-	-	-	-	-	1	1	1
	2023	-	-	-	-	-	-	-	-	-	-	-	-	0	↔	0

Dispositions by Case Category

Case Categories		Jan	Feb	Mar	Apr	May	Jun	Jul	Aug	Sep	Oct	Nov	Dec	Thru May	% Change	Total
Contested Divorce	2024	-	2	7	3	2	-	-	-	-	-	-	-	14	180%	14
	2023	2	1	1	-	1	1	2	2	4	2	3	3	5	▲	22
Domestic and Family - Level 1	2024	2	1	-	-	5	-	-	-	-	-	-	-	8	60%	8
	2023	-	3	-	2	-	-	2	-	3	1	-	4	5	▲	15
Domestic and Family - Level 2	2024	7	2	3	4	-	-	-	-	-	-	-	-	16	167%	16
	2023	5	-	1	-	-	1	-	-	8	-	6	7	6	▲	28
Felonies and Related Matters	2024	87	170	117	116	169	-	-	-	-	-	-	-	659	11%	659
	2023	143	57	72	112	210	70	81	88	59	268	118	102	594	▲	1,380
General Civil - Level 1	2024	1	-	-	-	-	-	-	-	-	-	-	-	1	1	1
	2023	-	-	-	-	-	-	-	-	-	-	-	-	0	↔	0
General Civil - Level 2	2024	2	4	6	1	3	-	-	-	-	-	-	-	16	0%	16
	2023	3	3	3	2	5	1	1	5	2	3	1	-	16	↔	29
General Civil - Level 3	2024	11	5	3	3	-	-	-	-	-	-	-	-	22	47%	22
	2023	2	1	1	1	10	1	-	4	7	3	6	4	15	▲	40
Miscellaneous Civil	2024	51	50	74	50	45	-	-	-	-	-	-	-	270	-23%	270
	2023	87	84	71	65	45	43	47	59	39	55	46	26	352	▼	667
Misdemeanor	2024	55	64	67	43	62	-	-	-	-	-	-	-	291	18%	291
	2023	56	31	39	66	54	16	33	73	35	45	28	47	246	▲	523
Other	2024	-	2	-	1	-	-	-	-	-	-	-	-	3	3	3
	2023	-	-	-	-	-	-	-	-	-	-	-	1	0	↔	1
Other Criminally Related Matters	2024	-	-	-	-	2	-	-	-	-	-	-	-	2	-95%	2
	2023	-	2	17	22	3	3	5	12	15	4	11	1	44	▼	95
Probates/Wills & Trusts - Level 2	2024	-	2	-	-	-	-	-	-	-	-	-	-	2	0%	2
	2023	-	2	-	-	-	1	1	1	1	-	-	1	2	↔	7
Protective Orders	2024	-	-	-	1	-	-	-	-	-	-	-	-	1	1	1
	2023	-	-	-	-	-	-	-	-	-	-	-	-	0	↔	0
Uncontested Divorce	2024	6	2	2	4	2	-	-	-	-	-	-	-	16	-36%	16
	2023	5	5	6	3	6	2	11	5	3	9	6	3	25	▼	64

CPSS-CCMS-10.11 CASELOAD STATISTICS OF THE CIRCUIT COURTS

Rockingham

January 2023 -- May 2024 Dispositions

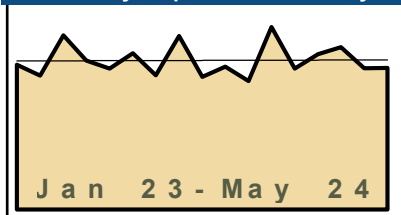
Alexandria and Fairfax Circuit are not Included in State Totals

Dashboard

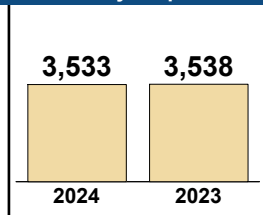
Court: Rockingham Circuit
Start/End Date: Jan-23 / May-24
2023 Average Month: 712
Jan-May 2023: 3,538
Dispositions Trending: ↔

Circuit/Court ID: 26 226165
Type of Case: Dispositions
2024 Average Month: 707
Jan-May 2024 : 3,533
Overall AVG. Month: 710

Monthly Dispositions Summary



Jan --- May Dispositions



Dispositions by Division

Divisions		Jan	Feb	Mar	Apr	May	Jun	Jul	Aug	Sep	Oct	Nov	Dec	Thru May	% Change	Total
Total	2024	672	740	773	673	675	-	-	-	-	-	-	-	3,533	0%	3,533
	2023	689	638	829	710	672	744	639	826	632	681	612	869	3,538	▼	8,541
Civil	2024	54	48	60	52	96	-	-	-	-	-	-	-	310	-5%	310
	2023	58	61	85	66	58	77	86	62	74	63	63	70	328	▼	823
Criminal	2024	261	281	367	301	262	-	-	-	-	-	-	-	1,472	13%	1,472
	2023	278	203	332	262	232	382	268	374	234	307	257	292	1,307	▲	3,421
Concealed Handgun Permits	2024	186	188	188	188	190	-	-	-	-	-	-	-	940	-12%	940
	2023	170	215	232	213	236	156	147	172	173	170	173	153	1,066	▼	2,210
Miscellaneous/ Other	2024	171	223	158	132	127	-	-	-	-	-	-	-	811	-3%	811
	2023	183	159	180	168	146	129	138	218	151	140	119	354	836	▼	2,085
Others	2024	-	-	-	-	-	-	-	-	-	-	-	-	0	-100%	0
	2023	-	-	-	1	-	-	-	-	-	1	-	-	1	▼	2

Dispositions by Case Category

Case Categories		Jan	Feb	Mar	Apr	May	Jun	Jul	Aug	Sep	Oct	Nov	Dec	Thru May	% Change	Total
Administrative Law	2024	-	1	1	-	-	-	-	-	-	-	-	-	2	-33%	2
	2023	-	-	-	2	1	-	2	-	-	-	-	1	3	▼	6
Capital Murder	2024	-	4	-	-	-	-	-	-	-	-	-	-	4	300%	4
	2023	-	1	-	-	-	-	-	-	-	-	-	-	1	▲	1
Contested Divorce	2024	3	12	7	3	20	-	-	-	-	-	-	-	45	-17%	45
	2023	9	10	16	9	10	11	9	9	6	8	10	15	54	▼	122
Domestic and Family - Level 1	2024	2	2	4	19	20	-	-	-	-	-	-	-	47	-19%	47
	2023	5	22	12	11	8	5	29	4	10	15	2	9	58	▼	132
Domestic and Family - Level 2	2024	12	-	4	4	10	-	-	-	-	-	-	-	30	76%	30
	2023	3	3	6	1	4	14	5	2	5	2	1	4	17	▲	50
Felonies and Related Matters	2024	201	228	302	237	188	-	-	-	-	-	-	-	1,156	18%	1,156
	2023	221	144	255	185	177	308	218	302	176	236	183	217	982	▲	2,622
General Civil - Level 1	2024	-	3	-	-	4	-	-	-	-	-	-	-	7	133%	7
	2023	3	-	-	-	-	-	-	3	3	1	-	-	3	▲	10
General Civil - Level 2	2024	9	11	16	5	8	-	-	-	-	-	-	-	49	-13%	49
	2023	9	8	11	13	15	12	10	12	14	7	14	14	56	▼	139
General Civil - Level 3	2024	12	6	4	4	5	-	-	-	-	-	-	-	31	-16%	31
	2023	5	8	7	8	9	4	5	7	8	9	5	8	37	▼	83
Miscellaneous Civil	2024	229	243	230	226	233	-	-	-	-	-	-	-	1,161	-10%	1,161
	2023	217	252	281	271	275	191	189	241	229	210	202	189	1,296	▼	2,747
Misdemeanor	2024	49	45	60	61	65	-	-	-	-	-	-	-	280	-2%	280
	2023	47	52	70	72	44	66	44	65	44	64	59	62	285	▼	689
Other	2024	123	160	111	93	77	-	-	-	-	-	-	-	564	-2%	564
	2023	131	113	126	106	99	89	93	142	90	94	86	312	575	▼	1,481
Other Criminally Related Matters	2024	11	4	5	5	9	-	-	-	-	-	-	-	34	-17%	34
	2023	11	6	8	5	11	8	6	7	14	7	15	13	41	▼	111
Probates/Wills & Trusts - Level 1	2024	-	1	-	-	1	-	-	-	-	-	-	-	2	100%	2
	2023	-	-	-	-	1	-	-	-	-	-	-	-	1	▲	1
Probates/Wills & Trusts - Level 2	2024	1	3	3	4	1	-	-	-	-	-	-	-	12	-8%	12
	2023	2	-	6	3	2	2	2	3	3	3	4	1	13	▼	31
Protective Orders	2024	1	-	1	1	-	-	-	-	-	-	-	-	3	-40%	3
	2023	-	2	2	-	1	3	7	3	-	3	1	1	5	▼	23
Uncontested Divorce	2024	19	17	25	11	34	-	-	-	-	-	-	-	106	-5%	106
	2023	26	17	29	24	15	31	20	26	30	22	29	24	111	▼	293

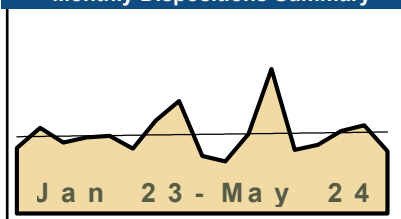
This report reflects data in the case management system. Numbers will update accordingly as reports are refreshed and posted.

Dashboard

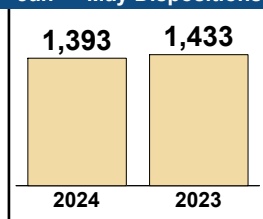
Court: Shenandoah Circuit
Start/End Date: Jan-23 / May-24
2023 Average Month: 311
Jan-May 2023: 1,433
Dispositions Trending: ▼

Circuit/Court ID: 26 226171
Type of Case: Dispositions
2024 Average Month: 279
Jan-May 2024 : 1,393
Overall AVG. Month: 302

Monthly Dispositions Summary



Jan --- May Dispositions



Dispositions by Division

Divisions		Jan	Feb	Mar	Apr	May	Jun	Jul	Aug	Sep	Oct	Nov	Dec	Thru May	% Change	Total
Total	2024	243	262	314	336	238	-	-	-	-	-	-	-	1,393	-3%	1,393
	2023	250	327	270	290	296	247	355	429	219	199	303	550	1,433	▼	3,735
Civil	2024	17	13	20	24	24	-	-	-	-	-	-	-	98	-11%	98
	2023	18	15	43	18	16	37	17	24	15	34	12	23	110	▼	272
Criminal	2024	77	78	122	122	115	-	-	-	-	-	-	-	514	5%	514
	2023	130	85	99	100	74	77	138	157	87	74	140	273	488	▲	1,434
Concealed Handgun Permits	2024	64	112	84	135	47	-	-	-	-	-	-	-	442	-28%	442
	2023	56	196	90	105	171	77	132	76	68	58	121	90	618	▼	1,240
Miscellaneous/ Other	2024	81	52	86	54	50	-	-	-	-	-	-	-	323	49%	323
	2023	46	31	38	67	35	56	65	166	49	33	30	164	217	▲	780
Others	2024	4	7	2	1	2	-	-	-	-	-	-	-	16	16	16
	2023	-	-	-	-	-	-	-	3	6	-	-	-	0	↔	9

Dispositions by Case Category

Case Categories		Jan	Feb	Mar	Apr	May	Jun	Jul	Aug	Sep	Oct	Nov	Dec	Thru May	% Change	Total
Administrative Law	2024	-	1	1	-	-	-	-	-	-	-	-	-	2	2	2
	2023	-	-	-	-	-	1	-	-	-	-	-	-	0	↔	1
Capital Murder	2024	-	-	-	-	-	-	-	-	-	-	-	-	0	-100%	0
	2023	8	-	1	-	-	-	-	-	-	-	-	-	9	▼	9
Contested Divorce	2024	-	-	4	2	4	-	-	-	-	-	-	-	10	-41%	10
	2023	3	-	9	3	2	6	2	1	1	3	3	4	17	▼	37
Domestic and Family - Level 1	2024	-	1	3	6	2	-	-	-	-	-	-	-	12	-69%	12
	2023	11	11	13	-	4	3	3	12	-	10	2	6	39	▼	75
Domestic and Family - Level 2	2024	-	-	1	2	2	-	-	-	-	-	-	-	5	-29%	5
	2023	2	-	3	2	3	3	-	1	-	4	1	1	7	▼	17
Felonies and Related Matters	2024	50	56	77	78	71	-	-	-	-	-	-	-	332	-8%	332
	2023	113	59	74	54	61	46	66	121	73	60	112	151	361	▼	990
General Civil - Level 1	2024	-	-	-	1	-	-	-	-	-	-	-	-	1	1	1
	2023	-	-	-	-	-	1	-	-	-	-	-	-	0	↔	1
General Civil - Level 2	2024	5	6	3	5	5	-	-	-	-	-	-	-	24	85%	24
	2023	-	2	4	1	6	9	3	1	5	4	1	-	13	▲	36
General Civil - Level 3	2024	6	3	-	1	1	-	-	-	-	-	-	-	11	175%	11
	2023	2	-	1	1	-	4	-	1	1	2	1	2	4	▲	15
Miscellaneous Civil	2024	77	128	102	155	60	-	-	-	-	-	-	-	522	-23%	522
	2023	70	211	102	118	179	97	153	95	75	70	129	99	680	▼	1,398
Misdemeanor	2024	27	17	37	29	42	-	-	-	-	-	-	-	152	54%	152
	2023	8	20	24	34	13	23	69	35	16	11	27	118	99	▲	398
Other	2024	70	42	69	34	39	-	-	-	-	-	-	-	254	73%	254
	2023	28	14	26	55	24	31	48	153	39	22	22	155	147	▲	617
Other Criminally Related Matters	2024	-	5	8	15	2	-	-	-	-	-	-	-	30	36%	30
	2023	1	6	-	15	-	10	3	3	-	3	1	4	22	▲	46
Probates/Wills & Trusts - Level 1	2024	-	-	-	-	-	-	-	-	-	-	-	-	0	0	0
	2023	-	-	-	-	-	-	1	-	2	-	-	-	0	↔	3
Probates/Wills & Trusts - Level 2	2024	-	-	1	1	2	-	-	-	-	-	-	-	4	0%	4
	2023	1	-	1	1	1	1	2	-	-	2	-	2	4	↔	11
Protective Orders	2024	-	-	-	-	-	-	-	-	-	-	-	-	0	0	0
	2023	-	-	-	-	-	-	-	-	-	-	-	1	0	↔	1
Uncontested Divorce	2024	8	3	8	7	8	-	-	-	-	-	-	-	34	10%	34
	2023	3	4	15	5	4	12	5	6	7	8	4	7	31	▲	80

Dashboard		Monthly Dispositions Summary		Jan --- May Dispositions	
<p>Court: Warren Circuit Start/End Date: Jan-23 / May-24 2023 Average Month: 333 Jan-May 2023: 1,813 Dispositions Trending: ▼</p>	<p>Circuit/Court ID: 26 226187 Type of Case: Dispositions 2024 Average Month: 318 Jan-May 2024 : 1,591 Overall AVG. Month: 329</p>	<p>Jan 23 - May 24</p>		<p>1,591 (2024) vs 1,813 (2023)</p>	

Dispositions by Division																
Divisions		Jan	Feb	Mar	Apr	May	Jun	Jul	Aug	Sep	Oct	Nov	Dec	Thru May	% Change	Total
Total	2024	332	286	370	427	176	-	-	-	-	-	-	-	1,591	-12%	1,591
	2023	328	272	522	282	409	280	292	328	278	345	276	383	1,813	▼	3,995
Civil	2024	20	27	28	37	18	-	-	-	-	-	-	-	130	-42%	130
	2023	27	29	61	39	70	36	43	60	37	41	21	18	226	▼	482
Criminal	2024	149	103	190	200	105	-	-	-	-	-	-	-	747	6%	747
	2023	147	122	147	135	157	117	104	117	143	103	102	157	708	▲	1,551
Concealed Handgun Permits	2024	88	86	77	93	42	-	-	-	-	-	-	-	386	-19%	386
	2023	105	70	159	36	105	61	68	74	26	108	75	62	475	▼	949
Miscellaneous/ Other	2024	72	70	75	97	11	-	-	-	-	-	-	-	325	-20%	325
	2023	49	51	155	72	77	66	76	75	72	92	78	146	404	▼	1,009
Others	2024	3	-	-	-	-	-	-	-	-	-	-	-	3	3	3
	2023	-	-	-	-	-	-	1	2	-	1	-	-	0	↔	4

Dispositions by Case Category																
Case Categories		Jan	Feb	Mar	Apr	May	Jun	Jul	Aug	Sep	Oct	Nov	Dec	Thru May	% Change	Total
Administrative Law	2024	-	1	-	-	-	-	-	-	-	-	-	-	1	-75%	1
	2023	-	-	-	3	1	-	1	-	-	-	-	-	4	▼	5
Contested Divorce	2024	6	3	5	5	3	-	-	-	-	-	-	-	22	-8%	22
	2023	6	1	3	3	11	6	7	6	4	1	4	-	24	▼	52
Domestic and Family - Level 1	2024	4	10	2	4	1	-	-	-	-	-	-	-	21	-54%	21
	2023	4	11	13	2	16	2	5	7	9	20	4	2	46	▼	95
Domestic and Family - Level 2	2024	2	1	-	1	1	-	-	-	-	-	-	-	5	-75%	5
	2023	1	-	2	12	5	2	2	6	2	1	1	2	20	▼	36
Felonies and Related Matters	2024	106	74	142	154	63	-	-	-	-	-	-	-	539	3%	539
	2023	110	88	98	106	121	73	83	85	113	71	80	121	523	▲	1,149
General Civil - Level 2	2024	2	2	7	9	9	-	-	-	-	-	-	-	29	-28%	29
	2023	7	4	14	3	12	14	10	20	3	7	2	3	40	▼	99
General Civil - Level 3	2024	-	2	4	9	1	-	-	-	-	-	-	-	16	-45%	16
	2023	2	6	12	7	2	5	6	1	11	8	2	2	29	▼	64
Miscellaneous Civil	2024	111	106	105	115	52	-	-	-	-	-	-	-	489	-20%	489
	2023	120	87	205	70	128	85	94	109	57	139	95	77	610	▼	1,266
Misdemeanor	2024	34	23	40	44	22	-	-	-	-	-	-	-	163	16%	163
	2023	32	18	42	26	22	26	19	23	24	25	22	30	140	▲	309
Other	2024	54	51	44	74	-	-	-	-	-	-	-	-	223	-11%	223
	2023	32	31	103	34	51	38	46	41	40	59	58	130	251	▼	663
Other Criminally Related Matters	2024	9	6	8	2	20	-	-	-	-	-	-	-	45	0%	45
	2023	5	16	7	3	14	18	2	10	7	7	-	6	45	↔	95
Probates/Wills & Trusts - Level 1	2024	-	-	1	-	-	-	-	-	-	-	-	-	1	-50%	1
	2023	-	2	-	-	-	-	-	-	-	-	-	-	2	▼	2
Probates/Wills & Trusts - Level 2	2024	-	2	-	2	2	-	-	-	-	-	-	-	6	-33%	6
	2023	2	1	1	1	4	4	3	2	1	1	2	4	9	▼	26
Uncontested Divorce	2024	4	5	12	8	2	-	-	-	-	-	-	-	31	-56%	31
	2023	7	7	22	12	22	7	14	18	7	6	6	6	70	▼	134

This report reflects data in the case management system. Numbers will update accordingly as reports are refreshed and posted.

Dashboard		Monthly Dispositions Summary		Jan --- May Dispositions					
<p>Court: Winchester Circuit Start/End Date: Jan-23 / May-24 2023 Average Month: 196 Jan-May 2023: 1,039 Dispositions Trending: ▼</p>	<p>Circuit/Court ID: 26 226840 Type of Case: Dispositions 2024 Average Month: 190 Jan-May 2024 : 950 Overall AVG. Month: 194</p>	<p style="font-weight: bold; font-size: 1.2em;">Jan 23 - May 24</p>		<table style="margin: auto;"> <tr> <td style="text-align: center; width: 50px;">950</td> <td style="text-align: center; width: 50px;">1,039</td> </tr> <tr> <td style="text-align: center; width: 50px;">2024</td> <td style="text-align: center; width: 50px;">2023</td> </tr> </table>		950	1,039	2024	2023
950	1,039								
2024	2023								

Dispositions by Division																
Divisions		Jan	Feb	Mar	Apr	May	Jun	Jul	Aug	Sep	Oct	Nov	Dec	Thru May	% Change	Total
Total	2024	166	174	244	204	162	-	-	-	-	-	-	-	950	-9%	950
	2023	190	206	199	221	223	181	163	185	208	205	186	182	1,039	▼	2,349
Civil	2024	14	23	27	21	17	-	-	-	-	-	-	-	102	-24%	102
	2023	21	25	22	16	51	22	9	26	23	19	36	22	135	▼	292
Criminal	2024	101	88	157	140	88	-	-	-	-	-	-	-	574	-3%	574
	2023	112	127	120	152	81	93	110	104	144	145	95	108	592	▼	1,391
Concealed Handgun Permits	2024	22	22	27	20	32	-	-	-	-	-	-	-	123	-12%	123
	2023	38	27	24	27	23	16	15	15	18	15	20	21	139	▼	259
Miscellaneous/ Other	2024	29	40	33	22	24	-	-	-	-	-	-	-	148	-11%	148
	2023	17	27	31	26	66	50	29	35	23	25	34	30	167	▼	393
Others	2024	-	1	-	1	1	-	-	-	-	-	-	-	3	-50%	3
	2023	2	-	2	-	2	-	-	5	-	1	1	1	6	▼	14

Dispositions by Case Category																
Case Categories		Jan	Feb	Mar	Apr	May	Jun	Jul	Aug	Sep	Oct	Nov	Dec	Thru May	% Change	Total
Administrative Law	2024	-	-	-	-	-	-	-	-	-	-	-	-	0	-100%	0
	2023	-	-	-	-	1	-	-	-	1	-	-	-	1	▼	2
Capital Murder	2024	-	-	-	-	-	-	-	-	-	-	-	-	0	-100%	0
	2023	-	-	-	2	-	-	1	-	-	-	-	-	2	▼	3
Contested Divorce	2024	3	2	2	3	1	-	-	-	-	-	-	-	11	-27%	11
	2023	2	1	2	2	8	-	2	6	-	3	4	3	15	▼	33
Domestic and Family - Level 1	2024	-	-	14	2	2	-	-	-	-	-	-	-	18	-25%	18
	2023	4	2	4	4	10	1	-	3	6	10	17	-	24	▼	61
Domestic and Family - Level 2	2024	-	-	2	2	1	-	-	-	-	-	-	-	5	-55%	5
	2023	1	-	6	2	2	1	1	3	3	1	3	1	11	▼	24
Felonies and Related Matters	2024	73	71	122	110	67	-	-	-	-	-	-	-	443	0%	443
	2023	71	102	89	111	68	87	96	87	104	105	68	89	441	▲	1,077
General Civil - Level 1	2024	-	1	1	-	1	-	-	-	-	-	-	-	3	-57%	3
	2023	-	1	1	-	5	-	-	1	1	-	1	2	7	▼	12
General Civil - Level 2	2024	2	7	4	1	3	-	-	-	-	-	-	-	17	-37%	17
	2023	1	8	6	5	7	6	1	4	3	2	2	4	27	▼	49
General Civil - Level 3	2024	2	2	1	1	2	-	-	-	-	-	-	-	8	-20%	8
	2023	1	3	1	1	4	2	-	-	-	-	-	2	10	▼	15
Miscellaneous Civil	2024	26	36	42	28	43	-	-	-	-	-	-	-	175	-13%	175
	2023	42	37	31	38	53	42	28	26	23	21	31	32	201	▼	404
Misdemeanor	2024	22	14	31	24	22	-	-	-	-	-	-	-	113	-14%	113
	2023	39	22	28	32	11	5	10	13	32	40	26	15	132	▼	273
Other	2024	26	28	17	15	13	-	-	-	-	-	-	-	99	-7%	99
	2023	15	18	24	13	37	23	15	29	18	20	24	20	107	▼	256
Other Criminally Related Matters	2024	6	3	4	7	2	-	-	-	-	-	-	-	22	16%	22
	2023	2	5	3	7	2	1	3	4	8	-	2	4	19	▲	41
Probates/Wills & Trusts - Level 2	2024	2	2	1	3	1	-	-	-	-	-	-	-	9	-40%	9
	2023	5	2	1	2	5	1	-	1	3	1	-	4	15	▼	25
Protective Orders	2024	1	-	-	-	-	-	-	-	-	-	-	-	1	1	1
	2023	-	-	-	-	-	-	-	-	-	-	-	2	0	↔	2
Uncontested Divorce	2024	3	8	3	8	4	-	-	-	-	-	-	-	26	-4%	26
	2023	7	5	3	2	10	12	6	8	6	2	6	5	27	▼	72

Dashboard		Monthly Dispositions Summary		Jan --- May Dispositions	
<p>Court: Bland Circuit Start/End Date: Jan-23 / May-24 2023 Average Month: 39 Jan-May 2023: 217 Dispositions Trending: ▼</p>	<p>Circuit/Court ID: 27 227021 Type of Case: Dispositions 2024 Average Month: 35 Jan-May 2024 : 176 Overall AVG. Month: 38</p>				

Dispositions by Division																
Divisions		Jan	Feb	Mar	Apr	May	Jun	Jul	Aug	Sep	Oct	Nov	Dec	Thru May	% Change	Total
Total	2024	27	44	51	35	19	-	-	-	-	-	-	-	176	-19%	176
	2023	26	35	65	49	42	56	15	40	26	46	31	37	217	▼	468
Civil	2024	3	6	5	2	3	-	-	-	-	-	-	-	19	36%	19
	2023	1	5	-	7	1	8	1	7	2	9	2	5	14	▲	48
Criminal	2024	10	9	20	-	1	-	-	-	-	-	-	-	40	33%	40
	2023	-	5	13	8	4	23	1	15	2	9	2	11	30	▲	93
Concealed Handgun Permits	2024	12	27	22	28	14	-	-	-	-	-	-	-	103	-34%	103
	2023	22	23	49	29	33	18	11	13	20	24	25	16	156	▼	283
Miscellaneous/ Other	2024	2	2	4	5	1	-	-	-	-	-	-	-	14	-18%	14
	2023	3	2	3	5	4	7	2	5	2	4	2	5	17	▼	44

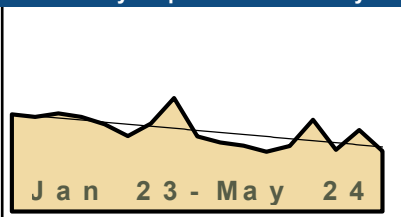
Dispositions by Case Category																
Case Categories		Jan	Feb	Mar	Apr	May	Jun	Jul	Aug	Sep	Oct	Nov	Dec	Thru May	% Change	Total
Administrative Law	2024	-	-	-	-	-	-	-	-	-	-	-	-	0	0	0
	2023	-	-	-	-	-	-	-	-	1	-	-	-	-	0	↔
Capital Murder	2024	1	-	-	-	-	-	-	-	-	-	-	-	1	1	1
	2023	-	-	-	-	-	-	-	-	-	-	-	-	-	0	↔
Contested Divorce	2024	1	3	-	1	-	-	-	-	-	-	-	-	5	400%	5
	2023	-	-	-	1	-	2	1	3	-	2	-	-	-	1	▲
Domestic and Family - Level 1	2024	-	-	1	-	-	-	-	-	-	-	-	-	1	0%	1
	2023	-	-	-	1	-	4	-	-	-	2	-	-	-	1	↔
Domestic and Family - Level 2	2024	-	-	-	-	1	-	-	-	-	-	-	-	1	-50%	1
	2023	-	2	-	-	-	-	-	-	1	-	1	1	1	2	▼
Felonies and Related Matters	2024	8	9	14	-	1	-	-	-	-	-	-	-	32	23%	32
	2023	-	3	11	8	4	23	1	12	2	6	2	6	26	▲	78
General Civil - Level 2	2024	2	3	2	1	2	-	-	-	-	-	-	-	10	100%	10
	2023	1	2	-	2	-	-	-	1	1	2	-	-	2	5	▲
General Civil - Level 3	2024	1	1	2	1	-	-	-	-	-	-	-	-	5	400%	5
	2023	-	1	-	-	-	-	-	2	-	1	-	1	1	1	▲
Miscellaneous Civil	2024	13	28	24	32	15	-	-	-	-	-	-	-	112	-35%	112
	2023	24	25	52	33	37	25	12	17	21	27	27	21	171	▼	321
Misdemeanor	2024	1	-	5	-	-	-	-	-	-	-	-	-	6	50%	6
	2023	-	2	2	-	-	-	-	-	-	2	-	5	4	4	▲
Other	2024	-	-	-	-	-	-	-	-	-	-	-	-	0	-100%	0
	2023	-	-	-	1	-	-	-	-	-	-	-	-	-	1	▼
Other Criminally Related Matters	2024	-	-	1	-	-	-	-	-	-	-	-	-	1	1	1
	2023	-	-	-	-	-	-	-	3	-	1	-	-	-	0	↔
Probates/Wills & Trusts - Level 2	2024	-	-	1	-	-	-	-	-	-	-	-	-	1	0%	1
	2023	-	-	-	-	1	-	1	-	-	-	-	1	1	1	↔
Uncontested Divorce	2024	-	-	1	-	-	-	-	-	-	-	-	-	1	-75%	1
	2023	1	-	-	3	-	2	-	2	-	3	1	-	4	▼	12

Dashboard

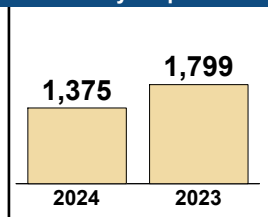
Court: Carroll Circuit
Start/End Date: Jan-23 / May-24
2023 Average Month: 324
Jan-May 2023: 1,799
Dispositions Trending: ▼

Circuit/Court ID: 27 227035
Type of Case: Dispositions
2024 Average Month: 275
Jan-May 2024 : 1,375
Overall AVG. Month: 309

Monthly Dispositions Summary



Jan --- May Dispositions



Dispositions by Division

Divisions		Jan	Feb	Mar	Apr	May	Jun	Jul	Aug	Sep	Oct	Nov	Dec	Thru May	% Change	Total
Total	2024	250	349	235	311	230	-	-	-	-	-	-	-	1,375	-24%	1,375
	2023	370	361	374	361	333	287	335	433	286	263	251	228	1,799	▼	3,882
Civil	2024	8	28	15	18	17	57	35	37	23	35	21	17	86	-14%	86
	2023	31	13	17	29	10	57	35	37	23	35	21	17	100	▼	325
Criminal	2024	71	114	88	138	105	-	-	-	-	-	-	-	516	-33%	516
	2023	135	191	125	161	162	90	147	262	123	152	98	96	774	▼	1,742
Concealed Handgun Permits	2024	141	85	93	121	85	-	-	-	-	-	-	-	525	-25%	525
	2023	157	113	184	127	117	96	111	75	101	34	97	53	698	▼	1,265
Miscellaneous/ Other	2024	30	122	39	33	22	-	-	-	-	-	-	-	246	9%	246
	2023	47	44	48	43	44	44	42	59	39	42	35	62	226	▲	549
Others	2024	-	-	-	1	1	-	-	-	-	-	-	-	2	100%	2
	2023	-	-	-	1	-	-	-	-	-	-	-	-	1	▲	1

Dispositions by Case Category

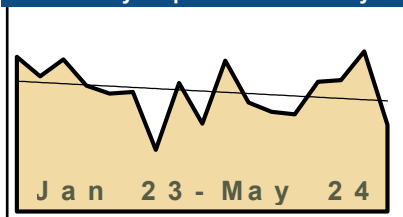
Case Categories		Jan	Feb	Mar	Apr	May	Jun	Jul	Aug	Sep	Oct	Nov	Dec	Thru May	% Change	Total
Administrative Law	2024	-	-	-	-	-	-	-	-	-	-	-	-	0	0	0
	2023	-	-	-	-	-	-	-	-	1	-	-	-	0	↔	1
Capital Murder	2024	-	-	-	-	-	-	-	-	-	-	-	-	0	0	0
	2023	-	-	-	-	-	-	-	2	-	-	-	-	0	↔	2
Contested Divorce	2024	-	4	1	3	1	-	-	-	-	-	-	-	9	-40%	9
	2023	5	2	3	3	2	6	5	1	1	4	3	3	15	▼	38
Domestic and Family - Level 1	2024	-	4	3	1	-	-	-	-	-	-	-	-	8	-69%	8
	2023	16	4	2	3	1	25	5	8	4	9	-	-	26	▼	77
Domestic and Family - Level 2	2024	-	3	3	4	1	-	-	-	-	-	-	-	11	-27%	11
	2023	3	1	3	7	1	7	1	1	1	3	3	3	15	▼	34
Felonies and Related Matters	2024	59	94	62	124	94	-	-	-	-	-	-	-	433	-32%	433
	2023	106	163	101	135	130	54	116	215	95	132	86	61	635	▼	1,394
General Civil - Level 1	2024	-	2	1	-	1	-	-	-	-	-	-	-	4	4	4
	2023	-	-	-	-	-	1	-	1	2	-	-	1	0	↔	5
General Civil - Level 2	2024	2	5	1	4	1	-	-	-	-	-	-	-	13	86%	13
	2023	2	1	1	3	-	5	3	6	2	7	6	3	7	▲	39
General Civil - Level 3	2024	1	4	4	-	6	-	-	-	-	-	-	-	15	275%	15
	2023	-	-	1	2	1	4	1	5	3	2	1	1	4	▲	21
Miscellaneous Civil	2024	145	96	106	147	103	-	-	-	-	-	-	-	597	-24%	597
	2023	177	123	202	150	130	110	129	96	114	48	112	64	782	▼	1,455
Misdemeanor	2024	12	13	15	5	4	-	-	-	-	-	-	-	49	-39%	49
	2023	21	20	18	13	8	18	17	38	14	16	12	16	80	▼	211
Other	2024	27	110	24	8	6	-	-	-	-	-	-	-	175	23%	175
	2023	27	34	29	20	32	28	24	38	25	28	21	51	142	▲	357
Other Criminally Related Matters	2024	-	7	11	9	7	-	-	-	-	-	-	-	34	-42%	34
	2023	8	8	6	13	24	18	15	7	14	4	-	19	59	▼	136
Probates/Wills & Trusts - Level 1	2024	-	1	-	-	-	-	-	-	-	-	-	-	1	1	1
	2023	-	-	-	-	-	2	-	-	-	1	-	-	0	↔	3
Probates/Wills & Trusts - Level 2	2024	-	-	1	-	4	-	-	-	-	-	-	-	5	25%	5
	2023	-	-	-	4	-	-	2	4	1	5	-	-	4	▲	16
Uncontested Divorce	2024	4	6	3	6	2	-	-	-	-	-	-	-	21	-30%	21
	2023	5	5	8	8	4	9	17	11	9	4	7	6	30	▼	93

Dashboard

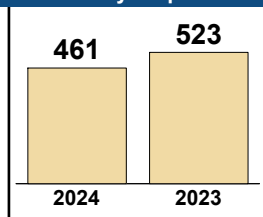
Court: Floyd Circuit
Start/End Date: Jan-23 / May-24
2023 Average Month: 92
Jan-May 2023: 523
Dispositions Trending: ▼

Circuit/Court ID: 27 227063
Type of Case: Dispositions
2024 Average Month: 92
Jan-May 2024 : 461
Overall AVG. Month: 92

Monthly Dispositions Summary



Jan --- May Dispositions



Dispositions by Division

Divisions		Jan	Feb	Mar	Apr	May	Jun	Jul	Aug	Sep	Oct	Nov	Dec	Thru May	% Change	Total
Total	2024	74	99	100	122	66	-	-	-	-	-	-	-	461	-12%	461
	2023	118	103	116	96	90	91	47	98	67	115	83	76	523	▼	1,100
Civil	2024	12	16	9	22	7	-	-	-	-	-	-	-	66	25%	66
	2023	12	7	7	14	13	6	4	7	12	11	4	12	53	▲	109
Criminal	2024	20	32	35	26	17	-	-	-	-	-	-	-	130	-32%	130
	2023	28	62	31	34	35	31	6	47	24	55	46	35	190	▼	434
Concealed Handgun Permits	2024	30	46	45	63	36	-	-	-	-	-	-	-	220	-3%	220
	2023	68	23	70	39	26	47	29	34	26	33	29	21	226	▼	445
Miscellaneous/ Other	2024	12	5	11	11	6	-	-	-	-	-	-	-	45	-17%	45
	2023	10	11	8	9	16	7	8	10	5	16	4	8	54	▼	112

Dispositions by Case Category


Case Categories		Jan	Feb	Mar	Apr	May	Jun	Jul	Aug	Sep	Oct	Nov	Dec	Thru May	% Change	Total
Contested Divorce	2024	2	2	1	3	-	-	-	-	-	-	-	-	8	0%	8
	2023	2	1	-	3	2	-	2	1	2	1	-	2	8	↔	16
Domestic and Family - Level 1	2024	1	10	2	13	4	-	-	-	-	-	-	-	30	200%	30
	2023	5	-	1	-	4	-	-	-	2	4	-	2	10	▲	18
Domestic and Family - Level 2	2024	-	-	-	1	-	-	-	-	-	-	-	-	1	-89%	1
	2023	1	1	1	4	2	2	-	1	1	1	-	-	9	▼	14
Felonies and Related Matters	2024	8	16	22	18	9	-	-	-	-	-	-	-	73	-31%	73
	2023	10	24	15	28	29	22	4	36	22	37	29	26	106	▼	282
General Civil - Level 2	2024	7	-	1	-	1	-	-	-	-	-	-	-	9	0%	9
	2023	2	1	1	3	2	2	1	2	-	2	1	4	9	↔	21
General Civil - Level 3	2024	3	2	1	2	-	-	-	-	-	-	-	-	8	14%	8
	2023	1	-	1	-	5	1	1	-	1	1	1	-	7	▲	12
Miscellaneous Civil	2024	37	50	56	73	42	-	-	-	-	-	-	-	258	-5%	258
	2023	77	34	78	48	35	53	36	44	31	48	32	27	272	▼	543
Misdemeanor	2024	11	13	13	8	7	-	-	-	-	-	-	-	52	-34%	52
	2023	17	36	16	4	6	9	2	11	2	17	17	9	79	▼	146
Other	2024	-	-	-	-	-	-	-	-	-	-	-	-	0	-100%	0
	2023	-	1	-	-	1	1	-	-	1	-	-	-	2	▼	4
Other Criminally Related Matters	2024	1	3	-	-	1	-	-	-	-	-	-	-	5	0%	5
	2023	1	2	-	2	-	-	-	-	-	1	-	-	5	↔	6
Probates/Wills & Trusts - Level 1	2024	-	-	-	-	-	-	-	-	-	-	-	-	0	0%	0
	2023	-	-	-	-	-	-	-	-	1	-	-	-	0	↔	1
Probates/Wills & Trusts - Level 2	2024	-	1	-	-	-	-	-	-	-	-	-	-	1	-80%	1
	2023	2	-	1	1	1	-	-	1	1	-	1	4	5	▼	12
Protective Orders	2024	-	-	1	-	-	-	-	-	-	-	-	-	1	-50%	1
	2023	-	-	-	1	1	-	-	-	-	-	-	-	2	▼	2
Uncontested Divorce	2024	4	2	3	4	2	-	-	-	-	-	-	-	15	67%	15
	2023	-	3	2	2	2	1	1	2	3	3	2	2	9	▲	23

Dashboard

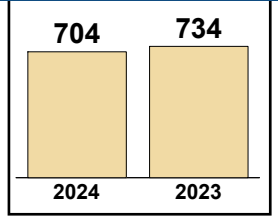
Court: Giles Circuit
Start/End Date: Jan-23 / May-24
2023 Average Month: 151
Jan-May 2023: 734
Dispositions Trending: ▼

Circuit/Court ID: 27 227071
Type of Case: Dispositions
2024 Average Month: 141
Jan-May 2024 : 704
Overall AVG. Month: 148

Monthly Dispositions Summary



Jan --- May Dispositions



Dispositions by Division

Divisions		Jan	Feb	Mar	Apr	May	Jun	Jul	Aug	Sep	Oct	Nov	Dec	Thru May	% Change	Total
Total	2024	172	167	95	136	134	-	-	-	-	-	-	-	704	-4%	704
	2023	147	105	211	150	121	118	193	175	146	131	143	177	734	▼	1,817
Civil	2024	11	25	6	16	12	-	-	-	-	-	-	-	70	8%	70
	2023	17	14	12	16	6	18	62	7	18	24	8	12	65	▲	214
Criminal	2024	88	74	46	54	61	-	-	-	-	-	-	-	323	31%	323
	2023	32	25	80	59	50	38	42	79	74	39	64	56	246	▲	638
Concealed Handgun Permits	2024	29	50	26	33	38	-	-	-	-	-	-	-	176	-42%	176
	2023	76	41	93	48	48	34	33	55	30	29	49	25	306	▼	561
Miscellaneous/ Other	2024	44	18	17	33	23	-	-	-	-	-	-	-	135	17%	135
	2023	22	24	25	27	17	27	56	33	24	39	21	84	115	▲	399
Others	2024	-	-	-	-	-	-	-	-	-	-	-	-	0	-100%	0
	2023	-	1	1	-	-	1	-	1	-	-	1	-	2	▼	5

Dispositions by Case Category

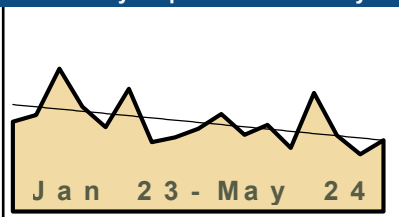
Case Categories		Jan	Feb	Mar	Apr	May	Jun	Jul	Aug	Sep	Oct	Nov	Dec	Thru May	% Change	Total
Administrative Law	2024	-	-	-	-	-	-	-	-	-	-	-	-	0	0	0
	2023	-	-	-	-	-	-	2	1	-	-	-	-	0	↔	3
Contested Divorce	2024	-	1	-	1	-	-	-	-	-	-	-	-	2	-71%	2
	2023	1	-	2	4	-	2	9	2	1	1	1	2	7	▼	25
Domestic and Family - Level 1	2024	7	13	-	1	-	-	-	-	-	-	-	-	21	-30%	21
	2023	9	13	2	1	5	2	3	-	7	15	2	6	30	▼	65
Domestic and Family - Level 2	2024	-	-	1	3	1	-	-	-	-	-	-	-	5	400%	5
	2023	-	-	-	1	-	3	2	-	1	2	1	1	1	▲	11
Felonies and Related Matters	2024	49	52	33	41	26	-	-	-	-	-	-	-	201	17%	201
	2023	16	16	68	34	38	31	25	59	43	22	33	32	172	▲	417
General Civil - Level 1	2024	-	-	-	2	-	-	-	-	-	-	-	-	2	100%	2
	2023	-	-	-	1	-	-	2	-	-	-	-	-	1	▲	3
General Civil - Level 2	2024	1	4	1	3	1	-	-	-	-	-	-	-	10	43%	10
	2023	2	-	2	3	-	3	24	2	4	2	1	1	7	▲	44
General Civil - Level 3	2024	-	-	1	4	6	-	-	-	-	-	-	-	11	267%	11
	2023	-	-	1	2	-	4	14	-	-	-	1	-	3	▲	22
Miscellaneous Civil	2024	40	52	28	43	46	-	-	-	-	-	-	-	209	-38%	209
	2023	81	46	101	58	50	40	49	61	40	44	53	28	336	▼	651
Misdemeanor	2024	39	18	12	12	34	-	-	-	-	-	-	-	115	74%	115
	2023	14	5	14	22	11	7	16	20	29	17	26	23	66	▲	204
Other	2024	33	16	15	19	14	-	-	-	-	-	-	-	97	14%	97
	2023	17	20	18	15	15	20	21	25	14	24	17	81	85	▲	287
Other Criminally Related Matters	2024	-	4	1	1	1	-	-	-	-	-	-	-	7	-36%	7
	2023	2	4	1	3	1	-	1	-	2	-	5	1	11	▼	20
Probates/Wills & Trusts - Level 1	2024	-	-	-	-	-	-	-	-	-	-	-	-	0	0	0
	2023	-	-	-	-	-	-	1	-	-	-	-	-	0	↔	1
Probates/Wills & Trusts - Level 2	2024	-	1	-	1	1	-	-	-	-	-	-	-	3	-25%	3
	2023	1	1	-	1	1	1	6	-	1	1	2	1	4	▼	16
Protective Orders	2024	-	-	-	-	-	-	-	-	-	-	-	-	0	0	0
	2023	-	-	-	-	-	-	-	1	-	-	-	-	0	↔	1
Uncontested Divorce	2024	3	6	3	5	4	-	-	-	-	-	-	-	21	91%	21
	2023	4	-	2	5	-	5	18	4	4	3	1	1	11	▲	47

Dashboard

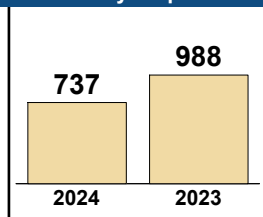
Court: Grayson Circuit
Start/End Date: Jan-23 / May-24
2023 Average Month: 179
Jan-May 2023: 988
Dispositions Trending: ▼

Circuit/Court ID: 27 227077
Type of Case: Dispositions
2024 Average Month: 147
Jan-May 2024 : 737
Overall AVG. Month: 170

Monthly Dispositions Summary



Jan --- May Dispositions



Dispositions by Division

Divisions		Jan	Feb	Mar	Apr	May	Jun	Jul	Aug	Sep	Oct	Nov	Dec	Thru May	% Change	Total
Total	2024	121	226	145	109	136	-	-	-	-	-	-	-	737	-25%	737
	2023	171	184	272	200	161	234	132	141	158	186	146	165	988	▼	2,150
Civil	2024	14	19	15	12	17	-	-	-	-	-	-	-	77	5%	77
	2023	9	16	8	18	22	39	9	28	22	22	8	28	73	▲	229
Criminal	2024	35	123	67	44	64	-	-	-	-	-	-	-	333	-18%	333
	2023	59	72	118	99	58	118	81	46	84	86	87	68	406	▼	976
Concealed Handgun Permits	2024	45	61	40	38	43	-	-	-	-	-	-	-	227	-38%	227
	2023	69	69	113	60	53	55	21	38	38	49	37	47	364	▼	649
Miscellaneous/ Other	2024	27	23	23	15	12	-	-	-	-	-	-	-	100	-31%	100
	2023	34	27	33	23	28	22	21	29	14	28	14	22	145	▼	295
Others	2024	-	-	-	-	-	-	-	-	-	-	-	-	0	0	0
	2023	-	-	-	-	-	-	-	-	-	1	-	-	0	↔	1

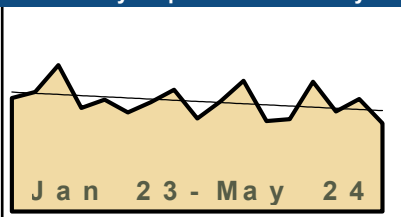
Dispositions by Case Category

Case Categories		Jan	Feb	Mar	Apr	May	Jun	Jul	Aug	Sep	Oct	Nov	Dec	Thru May	% Change	Total
Capital Murder	2024	-	-	1	-	-	-	-	-	-	-	-	-	1	1	1
	2023	-	-	-	-	-	-	-	-	2	-	-	-	0	↔	2
Contested Divorce	2024	2	1	-	1	-	-	-	-	-	-	-	-	4	-43%	4
	2023	2	-	2	2	1	2	1	2	2	1	1	2	7	▼	18
Domestic and Family - Level 1	2024	-	-	8	2	6	-	-	-	-	-	-	-	16	60%	16
	2023	2	6	-	-	2	23	-	21	3	2	1	13	10	▲	73
Domestic and Family - Level 2	2024	4	1	2	1	4	-	-	-	-	-	-	-	12	140%	12
	2023	-	1	1	1	2	2	-	2	5	3	-	1	5	▲	18
Felonies and Related Matters	2024	27	89	44	40	48	-	-	-	-	-	-	-	248	-22%	248
	2023	39	55	96	80	47	90	61	33	65	70	64	49	317	▼	749
General Civil - Level 1	2024	-	-	-	-	-	-	-	-	-	-	-	-	0	0	0
	2023	-	-	-	-	-	-	-	1	1	-	-	-	0	↔	2
General Civil - Level 2	2024	1	1	-	2	-	-	-	-	-	-	-	-	4	-80%	4
	2023	8	3	1	5	3	3	-	-	1	7	-	2	20	▼	33
General Civil - Level 3	2024	-	12	1	-	4	-	-	-	-	-	-	-	17	0%	17
	2023	1	3	2	6	5	2	2	1	2	2	2	2	17	↔	30
Miscellaneous Civil	2024	46	66	44	40	49	-	-	-	-	-	-	-	245	-38%	245
	2023	71	76	120	66	63	64	25	43	44	55	41	56	396	▼	724
Misdemeanor	2024	6	32	18	3	15	-	-	-	-	-	-	-	74	-4%	74
	2023	15	14	21	19	8	26	18	13	14	16	19	19	77	▼	202
Other	2024	27	20	19	14	6	-	-	-	-	-	-	-	86	-19%	86
	2023	27	19	26	17	17	14	20	23	10	16	11	17	106	▼	217
Other Criminally Related Matters	2024	2	2	4	1	1	-	-	-	-	-	-	-	10	-17%	10
	2023	5	3	1	-	3	3	2	-	4	2	4	1	12	▼	28
Probates/Wills & Trusts - Level 1	2024	-	-	-	-	-	-	-	-	-	-	-	-	0	0	0
	2023	-	-	-	-	-	1	-	-	-	-	-	-	0	↔	1
Probates/Wills & Trusts - Level 2	2024	1	1	1	1	-	-	-	-	-	-	-	-	4	-43%	4
	2023	-	-	-	-	-	7	3	-	3	2	-	-	7	▼	15
Protective Orders	2024	1	-	-	-	-	-	-	-	-	-	-	-	1	1	1
	2023	-	-	-	-	-	-	-	-	-	-	-	-	0	↔	0
Uncontested Divorce	2024	4	1	3	4	3	-	-	-	-	-	-	-	15	7%	15
	2023	1	4	2	4	3	1	3	2	2	10	3	3	14	▲	38

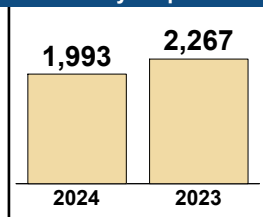
Dashboard

Court: Montgomery Circuit
Circuit/Court ID: 27 227121
Start/End Date: Jan-23 / May-24
Type of Case: Dispositions
2023 Average Month: 429
2024 Average Month: 399
Jan-May 2023: 2,267
Jan-May 2024 : 1,993
Dispositions Trending: ▼
Overall AVG. Month: 420

Monthly Dispositions Summary



Jan --- May Dispositions



Dispositions by Division

Divisions		Jan	Feb	Mar	Apr	May	Jun	Jul	Aug	Sep	Oct	Nov	Dec	Thru May	% Change	Total
Total	2024	352	495	381	429	336	-	-	-	-	-	-	-	1,993	-12%	1,993
	2023	432	456	558	395	426	378	417	464	354	419	498	345	2,267	▼	5,142
Civil	2024	33	42	28	41	31	-	-	-	-	-	-	-	175	-26%	175
	2023	50	42	54	52	37	46	69	50	34	39	38	41	235	▼	552
Criminal	2024	202	242	206	217	195	-	-	-	-	-	-	-	1,062	-13%	1,062
	2023	184	268	349	187	228	199	228	300	211	255	320	147	1,216	▼	2,876
Concealed Handgun Permits	2024	82	122	115	123	84	-	-	-	-	-	-	-	526	-15%	526
	2023	156	108	125	100	133	94	82	77	86	96	100	84	622	▼	1,241
Miscellaneous/ Other	2024	35	88	32	48	26	-	-	-	-	-	-	-	229	18%	229
	2023	42	38	30	56	28	39	38	37	23	28	39	73	194	▲	471
Others	2024	-	1	-	-	-	-	-	-	-	-	-	-	1	1	1
	2023	-	-	-	-	-	-	-	-	-	1	1	-	0	↔	2

Dispositions by Case Category


Case Categories		Jan	Feb	Mar	Apr	May	Jun	Jul	Aug	Sep	Oct	Nov	Dec	Thru May	% Change	Total
Administrative Law	2024	-	-	-	-	1	-	-	-	-	-	-	-	1	0%	1
	2023	1	-	-	-	-	-	-	-	-	-	-	-	1	↔	1
Contested Divorce	2024	6	2	3	3	5	-	-	-	-	-	-	-	19	-21%	19
	2023	-	7	4	8	5	10	8	8	7	4	8	7	24	▼	76
Domestic and Family - Level 1	2024	1	3	1	13	5	-	-	-	-	-	-	-	23	-43%	23
	2023	16	6	5	7	6	2	18	4	-	4	6	10	40	▼	84
Domestic and Family - Level 2	2024	2	2	1	1	2	-	-	-	-	-	-	-	8	-50%	8
	2023	5	2	4	3	2	2	2	3	1	2	1	-	16	▼	27
Felonies and Related Matters	2024	123	169	115	122	125	-	-	-	-	-	-	-	654	-17%	654
	2023	123	186	196	116	168	137	137	205	132	166	205	82	789	▼	1,853
General Civil - Level 1	2024	2	2	-	1	2	-	-	-	-	-	-	-	7	75%	7
	2023	-	2	1	1	-	2	1	-	-	-	2	1	4	▲	10
General Civil - Level 2	2024	12	12	11	9	9	-	-	-	-	-	-	-	53	39%	53
	2023	9	6	11	5	7	4	10	9	1	5	3	9	38	▲	79
General Civil - Level 3	2024	5	7	4	4	3	-	-	-	-	-	-	-	23	-30%	23
	2023	9	6	11	2	5	4	19	10	9	8	-	4	33	▼	87
Miscellaneous Civil	2024	103	150	131	160	103	-	-	-	-	-	-	-	647	-14%	647
	2023	179	129	148	143	153	121	109	108	103	115	127	104	752	▼	1,539
Misdemeanor	2024	66	67	85	86	64	-	-	-	-	-	-	-	368	-5%	368
	2023	51	75	144	62	55	56	77	88	77	76	100	53	387	▼	914
Other	2024	9	59	9	9	4	-	-	-	-	-	-	-	90	67%	90
	2023	17	16	4	9	8	11	8	3	4	8	13	50	54	▲	151
Other Criminally Related Matters	2024	13	6	6	9	6	-	-	-	-	-	-	-	40	0%	40
	2023	10	7	9	9	5	7	14	7	2	13	15	12	40	↔	110
Probates/Wills & Trusts - Level 1	2024	-	-	-	-	-	-	-	-	-	-	-	-	0	0	0
	2023	-	-	-	-	-	-	1	-	-	-	-	1	0	↔	2
Probates/Wills & Trusts - Level 2	2024	-	1	1	2	-	-	-	-	-	-	-	-	4	-67%	4
	2023	2	1	3	5	1	3	1	1	-	-	3	1	12	▼	21
Protective Orders	2024	-	-	-	-	-	-	-	-	-	-	-	-	0	0	0
	2023	-	-	-	-	-	-	-	-	-	-	1	-	0	↔	1
Uncontested Divorce	2024	10	15	14	10	7	-	-	-	-	-	-	-	56	-27%	56
	2023	10	13	18	25	11	19	12	18	18	18	14	11	77	▼	187

Dashboard

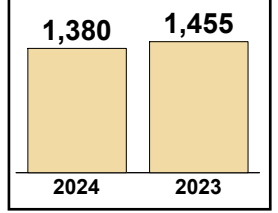
Court: Pulaski Circuit
Start/End Date: Jan-23 / May-24
2023 Average Month: 279
Jan-May 2023: 1,455
Dispositions Trending: ▼

Circuit/Court ID: 27 227155
Type of Case: Dispositions
2024 Average Month: 276
Jan-May 2024 : 1,380
Overall AVG. Month: 278

Monthly Dispositions Summary



Jan --- May Dispositions



Dispositions by Division

Divisions		Jan	Feb	Mar	Apr	May	Jun	Jul	Aug	Sep	Oct	Nov	Dec	Thru May	% Change	Total
Total	2024	279	301	230	342	228	-	-	-	-	-	-	-	1,380	-5%	1,380
	2023	213	336	432	193	281	348	250	319	272	230	281	192	1,455	▼	3,347
Civil	2024	20	35	19	46	23	-	-	-	-	-	-	-	143	-10%	143
	2023	30	26	31	21	51	18	22	22	21	24	23	20	159	▼	309
Criminal	2024	151	180	147	206	87	-	-	-	-	-	-	-	771	1%	771
	2023	116	202	191	108	146	246	114	205	193	120	172	116	763	▲	1,929
Concealed Handgun Permits	2024	100	75	47	78	100	-	-	-	-	-	-	-	400	-11%	400
	2023	50	100	197	51	50	73	103	74	50	75	75	50	448	▼	948
Miscellaneous/ Other	2024	8	11	17	12	18	-	-	-	-	-	-	-	66	-20%	66
	2023	15	8	13	13	34	11	11	18	8	11	11	6	83	▼	159
Others	2024	-	-	-	-	-	-	-	-	-	-	-	-	0	-100%	0
	2023	2	-	-	-	-	-	-	-	-	-	-	-	2	▼	2

Dispositions by Case Category

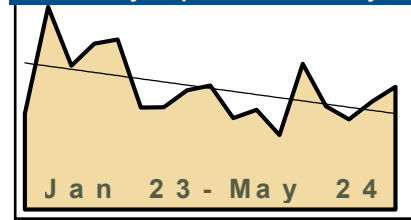
Case Categories		Jan	Feb	Mar	Apr	May	Jun	Jul	Aug	Sep	Oct	Nov	Dec	Thru May	% Change	Total
Administrative Law	2024	-	1	-	-	-	-	-	-	-	-	-	-	1	0%	1
	2023	-	-	-	1	-	-	-	-	-	-	-	-	1	↔	1
Capital Murder	2024	-	-	-	-	-	-	-	-	-	-	-	-	0	0	0
	2023	-	-	-	-	-	-	-	1	-	-	-	-	0	↔	1
Contested Divorce	2024	3	4	2	3	4	-	-	-	-	-	-	-	16	-27%	16
	2023	4	5	5	2	6	-	1	4	4	4	1	2	22	▼	38
Domestic and Family - Level 1	2024	5	6	3	29	4	-	-	-	-	-	-	-	47	-8%	47
	2023	5	13	12	13	8	5	6	8	2	8	5	4	51	▼	89
Domestic and Family - Level 2	2024	-	3	1	2	-	-	-	-	-	-	-	-	6	0%	6
	2023	4	-	-	-	2	-	1	-	1	-	-	-	6	↔	8
Felonies and Related Matters	2024	116	109	109	129	46	-	-	-	-	-	-	-	509	-4%	509
	2023	73	147	139	78	93	191	87	136	156	93	109	80	530	▼	1,382
General Civil - Level 1	2024	-	-	-	-	-	-	-	-	-	-	-	-	0	-100%	0
	2023	-	-	-	-	2	-	-	-	2	-	-	-	2	▼	4
General Civil - Level 2	2024	1	1	3	2	4	-	-	-	-	-	-	-	11	-39%	11
	2023	7	1	1	1	8	1	4	2	3	1	3	3	18	▼	35
General Civil - Level 3	2024	3	5	1	-	3	-	-	-	-	-	-	-	12	-29%	12
	2023	2	3	4	-	8	1	3	2	4	2	2	-	17	▼	31
Miscellaneous Civil	2024	108	86	63	90	119	-	-	-	-	-	-	-	466	-11%	466
	2023	66	107	209	63	78	86	112	92	56	90	85	57	523	▼	1,101
Misdemeanor	2024	27	63	33	67	30	-	-	-	-	-	-	-	220	20%	220
	2023	29	48	44	23	39	53	23	59	32	26	54	32	183	▲	462
Other	2024	-	-	-	-	-	-	-	-	-	-	-	-	0	-100%	0
	2023	2	-	-	-	3	-	-	-	-	-	-	1	5	▼	6
Other Criminally Related Matters	2024	8	8	5	10	11	-	-	-	-	-	-	-	42	-18%	42
	2023	14	8	8	7	14	2	4	9	5	1	9	4	51	▼	85
Probates/Wills & Trusts - Level 1	2024	-	1	-	-	-	-	-	-	-	-	-	-	1	1	1
	2023	-	-	-	-	-	-	-	-	1	-	-	-	0	↔	1
Probates/Wills & Trusts - Level 2	2024	1	4	3	1	2	-	-	-	-	-	-	-	11	38%	11
	2023	1	-	2	1	4	1	-	-	-	1	-	3	8	▲	13
Protective Orders	2024	-	3	-	2	1	-	-	-	-	-	-	-	6	-40%	6
	2023	1	2	1	-	6	3	2	1	-	-	8	-	10	▼	24
Uncontested Divorce	2024	7	7	7	7	4	-	-	-	-	-	-	-	32	14%	32
	2023	5	2	7	4	10	5	7	5	6	4	5	6	28	▲	66

Dashboard

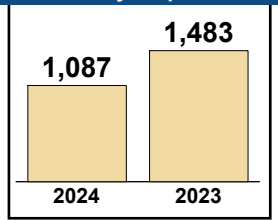
Court: Wythe Circuit
Start/End Date: Jan-23 / May-24
2023 Average Month: 237
Jan-May 2023: 1,483
Dispositions Trending: ▼

Circuit/Court ID: 27 227197
Type of Case: Dispositions
2024 Average Month: 217
Jan-May 2024 : 1,087
Overall AVG. Month: 231

Monthly Dispositions Summary



Jan --- May Dispositions



Dispositions by Division

Divisions		Jan	Feb	Mar	Apr	May	Jun	Jul	Aug	Sep	Oct	Nov	Dec	Thru May	% Change	Total
Total	2024	278	197	172	206	234	-	-	-	-	-	-	-	1,087	-27%	1,087
	2023	183	386	274	316	324	194	195	227	236	174	190	142	1,483	▼	2,841
Civil	2024	18	20	21	34	38	-	-	-	-	-	-	-	131	22%	131
	2023	11	25	21	28	22	32	29	32	24	17	23	24	107	▲	288
Criminal	2024	145	73	65	83	134	-	-	-	-	-	-	-	500	-29%	500
	2023	67	188	95	154	200	66	87	111	124	60	101	59	704	▼	1,312
Concealed Handgun Permits	2024	99	87	67	77	57	-	-	-	-	-	-	-	387	-33%	387
	2023	89	158	131	114	87	78	60	67	70	81	57	49	579	▼	1,041
Miscellaneous/ Other	2024	15	17	19	12	5	-	-	-	-	-	-	-	68	-27%	68
	2023	16	15	27	20	15	18	19	17	18	16	9	10	93	▼	200
Others	2024	1	-	-	-	-	-	-	-	-	-	-	-	1	1	1
	2023	-	-	-	-	-	-	-	-	-	-	-	-	0	↔	0

Dispositions by Case Category

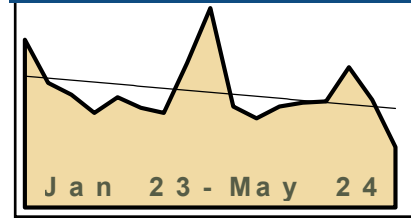
Case Categories		Jan	Feb	Mar	Apr	May	Jun	Jul	Aug	Sep	Oct	Nov	Dec	Thru May	% Change	Total
Contested Divorce	2024	1	4	1	3	4	-	-	-	-	-	-	-	13	8%	13
	2023	1	7	1	1	2	13	6	4	6	3	3	5	12	▲	52
Domestic and Family - Level 1	2024	4	1	8	14	1	-	-	-	-	-	-	-	28	-20%	28
	2023	-	3	15	11	6	1	-	4	2	3	1	-	35	▼	46
Domestic and Family - Level 2	2024	1	1	1	1	2	-	-	-	-	-	-	-	6	100%	6
	2023	-	1	-	2	-	-	-	1	1	-	1	-	3	▲	6
Felonies and Related Matters	2024	108	55	41	62	89	-	-	-	-	-	-	-	355	-35%	355
	2023	61	144	65	124	156	53	63	87	98	39	82	50	550	▼	1,022
General Civil - Level 1	2024	-	-	-	-	-	-	-	-	-	-	-	-	0	-100%	0
	2023	-	1	-	-	-	1	-	-	1	-	-	-	1	▼	3
General Civil - Level 2	2024	3	1	3	4	4	-	-	-	-	-	-	-	15	25%	15
	2023	4	5	1	1	1	1	2	3	3	1	4	1	12	▲	27
General Civil - Level 3	2024	4	5	4	5	10	-	-	-	-	-	-	-	28	87%	28
	2023	-	6	2	3	4	4	2	8	6	5	3	2	15	▲	45
Miscellaneous Civil	2024	113	106	86	89	67	-	-	-	-	-	-	-	461	-31%	461
	2023	104	171	157	136	104	97	81	85	86	96	71	66	672	▼	1,254
Misdemeanor	2024	36	16	20	16	39	-	-	-	-	-	-	-	127	-2%	127
	2023	2	41	25	24	38	7	20	22	22	19	18	8	130	▼	246
Other	2024	2	-	-	-	1	-	-	-	-	-	-	-	3	200%	3
	2023	-	-	1	-	-	-	1	1	1	-	-	-	1	▲	4
Other Criminally Related Matters	2024	1	2	4	5	7	-	-	-	-	-	-	-	19	-24%	19
	2023	4	3	5	7	6	6	4	3	4	2	1	1	25	▼	46
Probates/Wills & Trusts - Level 1	2024	-	-	-	1	-	-	-	-	-	-	-	-	1	1	1
	2023	-	-	-	-	-	-	-	1	-	-	-	-	0	↔	1
Probates/Wills & Trusts - Level 2	2024	2	2	-	-	-	-	-	-	-	-	-	-	4	-50%	4
	2023	-	3	-	2	3	1	3	-	2	1	2	-	8	▼	17
Uncontested Divorce	2024	3	4	4	6	10	-	-	-	-	-	-	-	27	42%	27
	2023	7	1	2	5	4	10	13	8	4	5	4	9	19	▲	72

Dashboard

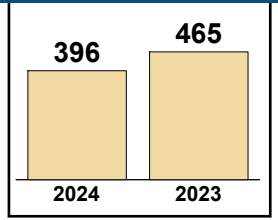
Court: Radford Circuit
Start/End Date: Jan-23 / May-24
2023 Average Month: 91
Jan-May 2023: 465
Dispositions Trending: ▼

Circuit/Court ID: 27 227750
Type of Case: Dispositions
2024 Average Month: 79
Jan-May 2024 : 396
Overall AVG. Month: 88

Monthly Dispositions Summary



Jan --- May Dispositions



Dispositions by Division

Divisions		Jan	Feb	Mar	Apr	May	Jun	Jul	Aug	Sep	Oct	Nov	Dec	Thru May	% Change	Total
Total	2024	80	81	107	82	46	-	-	-	-	-	-	-	396	-15%	396
	2023	128	95	86	72	84	76	72	110	152	77	68	77	465	▼	1,097
Civil	2024	8	4	13	5	-	-	-	-	-	-	-	-	30	-40%	30
	2023	16	1	5	10	18	6	8	12	8	4	5	5	50	▼	98
Criminal	2024	41	44	73	46	27	-	-	-	-	-	-	-	231	-14%	231
	2023	73	70	54	39	32	40	33	70	121	57	40	51	268	▼	680
Concealed Handgun Permits	2024	27	28	15	22	15	-	-	-	-	-	-	-	107	1%	107
	2023	32	19	18	18	19	26	18	20	19	13	19	16	106	▲	237
Miscellaneous/ Other	2024	4	5	6	9	4	-	-	-	-	-	-	-	28	-32%	28
	2023	7	5	9	5	15	4	12	7	4	3	4	5	41	▼	80
Others	2024	-	-	-	-	-	-	-	-	-	-	-	-	0	0	0
	2023	-	-	-	-	-	-	1	1	-	-	-	-	0	↔	2

Dispositions by Case Category

Case Categories		Jan	Feb	Mar	Apr	May	Jun	Jul	Aug	Sep	Oct	Nov	Dec	Thru May	% Change	Total
Capital Murder	2024	-	-	-	-	-	-	-	-	-	-	-	-	0	0	0
	2023	-	-	-	-	-	-	-	-	-	1	-	-	0	↔	1
Contested Divorce	2024	2	-	-	-	-	-	-	-	-	-	-	-	2	-71%	2
	2023	2	-	1	-	4	-	-	1	1	2	1	-	7	▼	12
Domestic and Family - Level 1	2024	-	3	9	3	-	-	-	-	-	-	-	-	15	-17%	15
	2023	10	-	-	6	2	2	-	9	2	-	2	-	18	▼	33
Domestic and Family - Level 2	2024	-	-	-	-	-	-	-	-	-	-	-	-	0	-100%	0
	2023	-	1	-	3	1	1	3	-	-	-	1	-	5	▼	10
Felonies and Related Matters	2024	30	29	52	34	18	-	-	-	-	-	-	-	163	-13%	163
	2023	55	52	32	30	19	26	22	50	99	39	26	40	188	▼	490
General Civil - Level 2	2024	1	1	1	1	-	-	-	-	-	-	-	-	4	-50%	4
	2023	2	-	3	-	3	-	2	-	1	1	1	4	8	▼	17
General Civil - Level 3	2024	3	-	2	-	-	-	-	-	-	-	-	-	5	-44%	5
	2023	-	-	1	-	8	-	1	-	-	-	-	-	9	▼	10
Miscellaneous Civil	2024	31	33	20	30	19	-	-	-	-	-	-	-	133	-4%	133
	2023	38	23	25	23	29	30	30	26	23	15	23	20	138	▼	305
Misdemeanor	2024	8	15	19	12	8	-	-	-	-	-	-	-	62	-15%	62
	2023	15	18	21	7	12	13	7	20	21	15	13	11	73	▼	173
Other	2024	-	-	-	-	-	-	-	-	-	-	-	-	0	0	0
	2023	-	-	-	-	-	-	1	2	-	-	-	-	0	↔	3
Other Criminally Related Matters	2024	3	-	2	-	1	-	-	-	-	-	-	-	6	-14%	6
	2023	3	-	1	2	1	1	4	1	1	2	1	-	7	▼	17
Probates/Wills & Trusts - Level 1	2024	-	-	-	-	-	-	-	-	-	-	-	-	0	0	0
	2023	-	-	-	-	-	-	1	-	-	-	-	-	0	↔	1
Probates/Wills & Trusts - Level 2	2024	-	-	-	-	-	-	-	-	-	-	-	-	0	0	0
	2023	-	-	-	-	-	1	-	-	-	-	-	-	0	↔	1
Protective Orders	2024	-	-	-	-	-	-	-	-	-	-	-	-	0	0	0
	2023	-	-	-	-	-	-	-	-	1	1	-	-	0	↔	2
Uncontested Divorce	2024	2	-	2	2	-	-	-	-	-	-	-	-	6	-50%	6
	2023	3	1	2	1	5	2	1	1	3	1	-	2	12	▼	22

CPSS-CCMS-10.11 CASELOAD STATISTICS OF THE CIRCUIT COURTS

January 2023 -- May 2024 Dispositions


Alexandria and Fairfax Circuit are not Included in State Totals

Dashboard

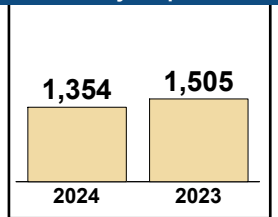
Court: Smyth Circuit
Start/End Date: Jan-23 / May-24
2023 Average Month: 267
Jan-May 2023: 1,505
Dispositions Trending: ▼

Circuit/Court ID: 28 228173
Type of Case: Dispositions
2024 Average Month: 271
Jan-May 2024 : 1,354
Overall AVG. Month: 268

Monthly Dispositions Summary



Jan --- May Dispositions



Dispositions by Division

Divisions		Jan	Feb	Mar	Apr	May	Jun	Jul	Aug	Sep	Oct	Nov	Dec	Thru May	% Change	Total
Total	2024	266	293	268	278	249	-	-	-	-	-	-	-	1,354	-10%	1,354
	2023	208	236	345	321	395	260	251	266	233	231	193	261	1,505	▼	3,200
Civil	2024	9	26	36	33	41	-	-	-	-	-	-	-	145	18%	145
	2023	22	16	28	25	32	22	23	32	46	66	28	19	123	▲	359
Criminal	2024	69	123	61	94	73	-	-	-	-	-	-	-	420	4%	420
	2023	42	71	109	95	86	121	112	111	71	58	60	57	403	▲	993
Concealed Handgun Permits	2024	70	84	107	91	52	-	-	-	-	-	-	-	404	-39%	404
	2023	84	74	149	140	219	62	64	67	65	44	55	55	666	▼	1,078
Miscellaneous/ Other	2024	111	48	55	48	72	-	-	-	-	-	-	-	334	24%	334
	2023	57	67	42	57	47	46	51	44	41	58	39	120	270	▲	669
Others	2024	7	12	9	12	11	-	-	-	-	-	-	-	51	19%	51
	2023	3	8	17	4	11	9	1	12	10	5	11	10	43	▲	101

Dispositions by Case Category

Case Categories		Jan	Feb	Mar	Apr	May	Jun	Jul	Aug	Sep	Oct	Nov	Dec	Thru May	% Change	Total
Administrative Law	2024	-	-	-	-	-	-	-	-	-	-	-	-	0	0%	0
	2023	-	-	-	-	-	-	-	-	1	1	-	-	0	↔	2
Contested Divorce	2024	-	2	4	6	-	-	-	-	-	-	-	-	12	-14%	12
	2023	6	1	1	4	2	1	5	4	11	11	3	2	14	▼	51
Domestic and Family - Level 1	2024	1	12	2	3	18	-	-	-	-	-	-	-	36	13%	36
	2023	-	2	14	6	10	-	3	2	1	3	-	3	32	▲	44
Domestic and Family - Level 2	2024	1	-	2	3	1	-	-	-	-	-	-	-	7	-30%	7
	2023	3	3	1	1	2	2	2	6	2	9	6	1	10	▼	38
Felonies and Related Matters	2024	62	90	53	70	65	-	-	-	-	-	-	-	340	3%	340
	2023	32	62	93	73	69	100	97	79	42	34	41	34	329	▲	756
General Civil - Level 1	2024	1	-	3	-	-	-	-	-	-	-	-	-	4	100%	4
	2023	-	-	-	-	2	-	1	-	-	1	-	1	2	▲	5
General Civil - Level 2	2024	3	1	6	3	1	-	-	-	-	-	-	-	14	27%	14
	2023	1	1	3	3	3	5	2	4	4	13	8	2	11	▲	49
General Civil - Level 3	2024	-	5	7	9	4	-	-	-	-	-	-	-	25	108%	25
	2023	-	4	4	-	4	6	2	9	5	9	1	2	12	▲	46
Miscellaneous Civil	2024	79	99	124	112	70	-	-	-	-	-	-	-	484	-33%	484
	2023	90	89	161	148	235	71	82	79	74	59	62	83	723	▼	1,233
Misdemeanor	2024	7	33	8	20	5	-	-	-	-	-	-	-	73	7%	73
	2023	9	9	15	18	17	21	13	28	28	15	19	18	68	▲	210
Other	2024	107	44	45	39	65	-	-	-	-	-	-	-	300	21%	300
	2023	53	58	43	53	41	43	33	43	40	39	42	101	248	▲	589
Other Criminally Related Matters	2024	-	-	-	4	3	-	-	-	-	-	-	-	7	17%	7
	2023	1	-	1	4	-	-	3	4	1	9	-	5	6	▲	28
Probates/Wills & Trusts - Level 2	2024	-	1	4	3	7	-	-	-	-	-	-	-	15	15%	15
	2023	2	4	4	2	1	1	1	2	2	3	1	1	13	▲	24
Uncontested Divorce	2024	5	6	10	6	10	-	-	-	-	-	-	-	37	0%	37
	2023	11	3	5	9	9	10	7	6	22	25	10	8	37	↔	125

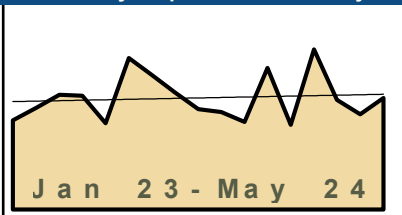
This report reflects data in the case management system. Numbers will update accordingly as reports are refreshed and posted.

Dashboard

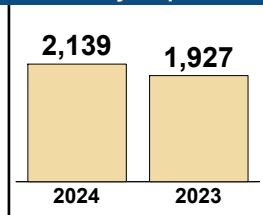
Court: Washington Circuit
Start/End Date: Jan-23 / May-24
2023 Average Month: 424
Jan-May 2023: 1,927
Dispositions Trending: ▲

Circuit/Court ID: 28 228191
Type of Case: Dispositions
2024 Average Month: 428
Jan-May 2024 : 2,139
Overall AVG. Month: 425

Monthly Dispositions Summary



Jan --- May Dispositions



Dispositions by Division

Divisions		Jan	Feb	Mar	Apr	May	Jun	Jul	Aug	Sep	Oct	Nov	Dec	Thru May	% Change	Total
Total	2024	323	610	418	363	425	-	-	-	-	-	-	-	2,139	11%	2,139
	2023	340	387	437	434	329	577	513	446	382	371	334	540	1,927	▲	5,090
Civil	2024	30	20	22	30	23	-	-	-	-	-	-	-	125	-37%	125
	2023	37	27	40	44	50	47	40	50	79	28	28	20	198	▼	490
Criminal	2024	142	208	156	148	231	-	-	-	-	-	-	-	885	24%	885
	2023	118	154	190	119	135	211	260	209	107	128	191	113	716	▲	1,935
Concealed Handgun Permits	2024	80	192	181	119	130	-	-	-	-	-	-	-	702	-2%	702
	2023	127	153	137	218	83	263	145	96	124	159	55	233	718	▼	1,793
Miscellaneous/ Other	2024	66	184	54	61	37	-	-	-	-	-	-	-	402	36%	402
	2023	58	53	70	53	61	56	68	91	71	55	58	170	295	▲	864
Others	2024	5	6	5	5	4	-	-	-	-	-	-	-	25	25	25
	2023	-	-	-	-	-	-	-	-	1	1	2	4	0	↔	8

Dispositions by Case Category

Case Categories		Jan	Feb	Mar	Apr	May	Jun	Jul	Aug	Sep	Oct	Nov	Dec	Thru May	% Change	Total
Administrative Law	2024	-	-	-	-	-	-	-	-	-	-	-	-	0	0	0
	2023	-	-	-	-	-	-	-	-	3	-	-	-	0	↔	3
Capital Murder	2024	-	-	-	-	-	-	-	-	-	-	-	-	0	-100%	0
	2023	3	-	-	-	-	-	-	-	-	1	-	-	3	▼	4
Contested Divorce	2024	4	2	-	4	2	-	-	-	-	-	-	-	12	-25%	12
	2023	2	2	5	3	4	2	2	3	8	4	4	2	16	▼	41
Domestic and Family - Level 1	2024	5	-	-	3	-	-	-	-	-	-	-	-	8	-78%	8
	2023	7	1	5	7	16	5	4	1	1	12	-	-	36	▼	59
Domestic and Family - Level 2	2024	-	3	-	2	4	-	-	-	-	-	-	-	9	-57%	9
	2023	4	4	2	6	5	3	2	2	6	2	-	2	21	▼	38
Felonies and Related Matters	2024	105	153	128	118	171	-	-	-	-	-	-	-	675	18%	675
	2023	102	128	139	96	109	164	229	153	77	95	119	90	574	▲	1,501
General Civil - Level 1	2024	-	-	1	-	-	-	-	-	-	-	-	-	1	-67%	1
	2023	1	-	-	2	-	1	2	-	-	-	-	-	3	▼	6
General Civil - Level 2	2024	11	6	4	4	1	-	-	-	-	-	-	-	26	-32%	26
	2023	10	8	7	9	4	8	5	13	16	2	6	2	38	▼	90
General Civil - Level 3	2024	3	2	1	3	1	-	-	-	-	-	-	-	10	-23%	10
	2023	1	3	5	2	2	12	5	12	13	3	-	1	13	▼	59
Miscellaneous Civil	2024	99	214	196	139	147	-	-	-	-	-	-	-	795	-4%	795
	2023	144	172	159	241	113	293	179	136	149	175	73	248	829	▼	2,082
Misdemeanor	2024	25	54	28	27	49	-	-	-	-	-	-	-	183	46%	183
	2023	12	25	43	20	25	39	30	37	30	32	72	19	125	▲	384
Other	2024	53	171	46	44	30	-	-	-	-	-	-	-	344	80%	344
	2023	44	34	47	30	36	30	36	52	43	38	48	165	191	▲	603
Other Criminally Related Matters	2024	12	2	-	3	11	-	-	-	-	-	-	-	28	47%	28
	2023	3	1	9	3	3	8	1	19	-	-	-	4	19	▲	51
Probates/Wills & Trusts - Level 1	2024	-	-	1	2	1	-	-	-	-	-	-	-	4	300%	4
	2023	-	-	1	-	-	2	-	1	6	1	-	-	1	▲	11
Probates/Wills & Trusts - Level 2	2024	2	1	5	2	2	-	-	-	-	-	-	-	12	20%	12
	2023	2	-	2	4	2	1	3	4	3	-	1	1	10	▲	23
Protective Orders	2024	-	1	2	3	-	-	-	-	-	-	-	-	6	100%	6
	2023	-	2	1	-	-	-	2	4	-	1	1	-	3	▲	11
Uncontested Divorce	2024	4	1	6	9	6	-	-	-	-	-	-	-	26	-42%	26
	2023	5	7	12	11	10	9	13	9	27	5	10	6	45	▼	124

CPSS-CCMS-10.11 CASELOAD STATISTICS OF THE CIRCUIT COURTS

Bristol

January 2023 -- May 2024 Dispositions

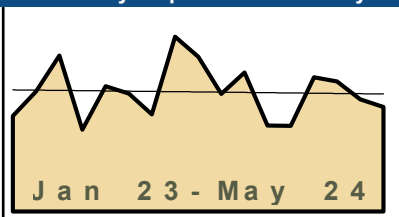
Alexandria and Fairfax Circuit are not Included in State Totals

Dashboard

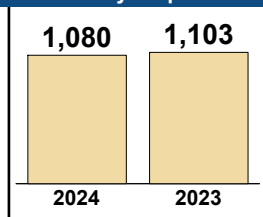
Court: Bristol Circuit
Start/End Date: Jan-23 / May-24
2023 Average Month: 233
Jan-May 2023: 1,103
Dispositions Trending: ⇌

Circuit/Court ID: 28 228520
Type of Case: Dispositions
2024 Average Month: 216
Jan-May 2024 : 1,080
Overall AVG. Month: 228

Monthly Dispositions Summary



Jan --- May Dispositions



Dispositions by Division

Divisions		Jan	Feb	Mar	Apr	May	Jun	Jul	Aug	Sep	Oct	Nov	Dec	Thru May	% Change	Total
Total	2024	163	256	248	214	199	-	-	-	-	-	-	-	1,080	-2%	1,080
	2023	182	229	297	156	239	225	185	333	295	224	265	164	1,103	▼	2,794
Civil	2024	18	29	24	15	14	-	-	-	-	-	-	-	100	30%	100
	2023	13	19	14	15	16	12	16	23	15	10	14	18	77	▲	185
Criminal	2024	65	176	154	135	139	-	-	-	-	-	-	-	669	6%	669
	2023	98	120	192	69	150	99	58	224	232	115	175	95	629	▲	1,627
Concealed Handgun Permits	2024	24	7	36	24	17	-	-	-	-	-	-	-	108	-32%	108
	2023	24	35	44	29	27	6	33	19	12	16	12	17	159	▼	274
Miscellaneous/ Other	2024	56	44	34	39	29	-	-	-	-	-	-	-	202	-14%	202
	2023	47	54	47	42	46	107	78	67	36	83	64	34	236	▼	705
Others	2024	-	-	-	1	-	-	-	-	-	-	-	-	1	-50%	1
	2023	-	1	-	1	-	1	-	-	-	-	-	-	2	▼	3

Dispositions by Case Category

Case Categories		Jan	Feb	Mar	Apr	May	Jun	Jul	Aug	Sep	Oct	Nov	Dec	Thru May	% Change	Total
Administrative Law	2024	-	-	-	-	-	-	-	-	-	-	-	-	0	0%	0
	2023	-	-	-	-	-	1	-	-	1	1	-	-	0	↔	3
Capital Murder	2024	-	-	-	-	1	-	-	-	-	-	-	-	1	1%	1
	2023	-	-	-	-	-	-	-	-	-	-	-	-	0	↔	0
Contested Divorce	2024	1	4	3	3	1	-	-	-	-	-	-	-	12	100%	12
	2023	2	1	2	-	1	1	1	2	2	3	-	1	6	▲	16
Domestic and Family - Level 1	2024	4	6	2	-	-	-	-	-	-	-	-	-	12	100%	12
	2023	-	-	-	6	-	5	1	-	1	-	1	6	6	▲	20
Domestic and Family - Level 2	2024	1	1	-	1	-	-	-	-	-	-	-	-	3	-50%	3
	2023	1	-	-	1	4	6	-	3	-	1	1	1	6	▼	18
Felonies and Related Matters	2024	54	138	111	110	103	-	-	-	-	-	-	-	516	5%	516
	2023	80	89	153	47	124	78	43	176	193	82	137	71	493	▲	1,273
General Civil - Level 1	2024	-	-	-	-	-	-	-	-	-	-	-	-	0	-100%	0
	2023	-	-	-	-	1	-	-	1	-	-	-	-	1	▼	2
General Civil - Level 2	2024	2	3	1	-	2	-	-	-	-	-	-	-	8	-47%	8
	2023	5	2	3	2	3	2	7	4	1	2	4	2	15	▼	37
General Civil - Level 3	2024	5	6	7	1	3	-	-	-	-	-	-	-	22	38%	22
	2023	4	2	4	3	3	14	1	7	1	17	6	2	16	▲	64
Miscellaneous Civil	2024	53	24	51	46	25	-	-	-	-	-	-	-	199	-13%	199
	2023	39	45	52	48	46	62	78	56	20	50	31	38	230	▼	565
Misdemeanor	2024	10	35	43	25	32	-	-	-	-	-	-	-	145	19%	145
	2023	16	25	37	18	26	16	9	38	37	29	38	12	122	▲	301
Other	2024	26	25	21	23	22	-	-	-	-	-	-	-	117	-29%	117
	2023	29	47	38	23	27	33	34	28	30	31	41	13	164	▼	374
Other Criminally Related Matters	2024	1	3	-	-	3	-	-	-	-	-	-	-	7	-50%	7
	2023	2	6	2	4	-	5	6	10	2	4	-	13	14	▼	54
Probates/Wills & Trusts - Level 2	2024	-	1	-	-	1	-	-	-	-	-	-	-	2	100%	2
	2023	-	-	1	-	-	1	-	-	1	1	-	2	1	▲	6
Uncontested Divorce	2024	6	10	9	5	6	-	-	-	-	-	-	-	36	24%	36
	2023	4	12	5	4	4	1	5	8	6	3	6	3	29	▲	61


This report reflects data in the case management system. Numbers will update accordingly as reports are refreshed and posted.

Dashboard

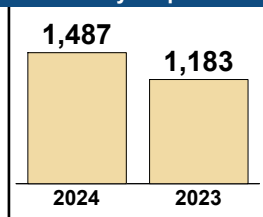
Court: Buchanan Circuit
Start/End Date: Jan-23 / May-24
2023 Average Month: 227
Jan-May 2023: 1,183
Dispositions Trending: ▲

Circuit/Court ID: 29 229027
Type of Case: Dispositions
2024 Average Month: 297
Jan-May 2024 : 1,487
Overall AVG. Month: 247

Monthly Dispositions Summary



Jan --- May Dispositions



Dispositions by Division

Divisions		Jan	Feb	Mar	Apr	May	Jun	Jul	Aug	Sep	Oct	Nov	Dec	Thru May	% Change	Total
Total	2024	205	268	289	538	187	-	-	-	-	-	-	-	1,487	26%	1,487
	2023	233	203	324	217	206	225	179	341	135	237	173	246	1,183	▲	2,719
Civil	2024	6	16	15	141	15	-	-	-	-	-	-	-	193	130%	193
	2023	14	18	20	13	19	9	11	18	2	12	8	8	84	▲	152
Criminal	2024	137	180	208	226	117	-	-	-	-	-	-	-	868	17%	868
	2023	173	130	202	152	87	157	113	261	80	145	132	184	744	▲	1,816
Concealed Handgun Permits	2024	53	56	55	65	50	-	-	-	-	-	-	-	279	-9%	279
	2023	40	44	86	48	90	50	50	54	51	53	30	45	308	▼	641
Miscellaneous/ Other	2024	9	16	11	106	5	-	-	-	-	-	-	-	147	213%	147
	2023	6	11	16	4	10	9	5	8	2	27	3	9	47	▲	110

Dispositions by Case Category

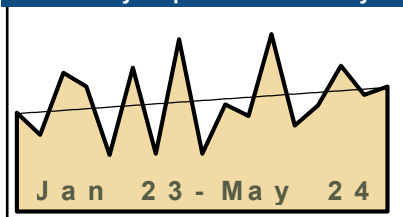
Case Categories		Jan	Feb	Mar	Apr	May	Jun	Jul	Aug	Sep	Oct	Nov	Dec	Thru May	% Change	Total
Administrative Law	2024	-	-	-	3	-	-	-	-	-	-	-	-	3	200%	3
	2023	-	-	-	-	1	-	-	-	-	-	-	-	1	▲	1
Capital Murder	2024	-	2	-	-	-	-	-	-	-	-	-	-	2	2	2
	2023	-	-	-	-	-	-	-	-	-	-	-	-	0	↔	0
Contested Divorce	2024	2	-	3	18	3	-	-	-	-	-	-	-	26	550%	26
	2023	-	-	2	1	1	1	1	3	1	3	-	1	4	▲	14
Domestic and Family - Level 1	2024	-	7	1	8	-	-	-	-	-	-	-	-	16	-11%	16
	2023	4	2	6	1	5	-	4	3	-	2	-	-	18	▼	27
Domestic and Family - Level 2	2024	1	1	-	6	-	-	-	-	-	-	-	-	8	-20%	8
	2023	1	5	-	2	2	1	1	3	-	1	2	-	10	▼	18
Felonies and Related Matters	2024	107	140	155	166	87	-	-	-	-	-	-	-	655	25%	655
	2023	120	80	157	103	64	119	81	193	69	114	86	154	524	▲	1,340
General Civil	2024	-	-	-	1	-	-	-	-	-	-	-	-	1	1	1
	2023	-	-	-	-	-	-	-	-	-	-	-	-	0	↔	0
General Civil - Level 1	2024	-	3	-	6	-	-	-	-	-	-	-	-	9	9	9
	2023	-	-	-	-	-	-	1	-	-	-	-	-	0	↔	1
General Civil - Level 2	2024	1	3	7	82	9	-	-	-	-	-	-	-	102	308%	102
	2023	4	4	4	7	6	6	-	7	-	5	4	3	25	▲	50
General Civil - Level 3	2024	2	3	-	24	-	-	-	-	-	-	-	-	29	625%	29
	2023	1	-	3	-	-	4	1	1	-	1	1	1	4	▲	13
Miscellaneous Civil	2024	61	68	65	111	54	-	-	-	-	-	-	-	359	3%	359
	2023	45	55	99	52	99	55	55	60	53	77	31	50	350	▲	731
Misdemeanor	2024	30	35	46	56	27	-	-	-	-	-	-	-	194	12%	194
	2023	45	38	33	38	19	38	27	53	10	30	42	28	173	▲	401
Other	2024	-	-	-	5	-	-	-	-	-	-	-	-	5	400%	5
	2023	1	-	-	-	-	-	-	1	-	-	-	-	1	▲	2
Other Criminally Related Matters	2024	-	3	7	5	3	-	-	-	-	-	-	-	18	-62%	18
	2023	8	12	12	11	4	-	5	15	1	1	4	2	47	▼	75
Probates/Wills & Trusts - Level 1	2024	-	-	-	2	-	-	-	-	-	-	-	-	2	2	2
	2023	-	-	-	-	-	-	1	-	-	-	-	-	0	↔	1
Probates/Wills & Trusts - Level 2	2024	-	1	-	1	-	-	-	-	-	-	-	-	2	0%	2
	2023	-	-	-	-	2	-	1	-	-	-	-	1	2	↔	4
Protective Orders	2024	1	-	2	-	1	-	-	-	-	-	-	-	4	300%	4
	2023	-	-	1	-	-	-	-	-	-	-	-	2	1	▲	3
Uncontested Divorce	2024	-	2	3	44	3	-	-	-	-	-	-	-	52	126%	52
	2023	4	7	7	2	3	1	1	2	1	3	3	4	23	▲	38

Dashboard

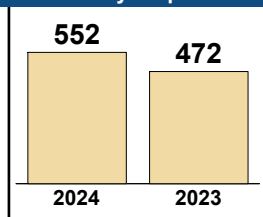
Court: Dickenson Circuit
Start/End Date: Jan-23 / May-24
2023 Average Month: 104
Jan-May 2023: 472
Dispositions Trending: ▲

Circuit/Court ID: 29 229051
Type of Case: Dispositions
2024 Average Month: 110
Jan-May 2024 : 552
Overall AVG. Month: 106

Monthly Dispositions Summary



Jan --- May Dispositions



Dispositions by Division

Divisions		Jan	Feb	Mar	Apr	May	Jun	Jul	Aug	Sep	Oct	Nov	Dec	Thru May	% Change	Total
Total	2024	82	101	139	111	119	-	-	-	-	-	-	-	552	17%	552
	2023	94	73	132	119	54	137	55	164	55	102	91	169	472	▲	1,245
Civil	2024	3	1	6	18	8	-	-	-	-	-	-	-	36	-37%	36
	2023	13	6	17	8	13	6	9	16	2	13	7	7	57	▼	117
Criminal	2024	38	45	69	43	50	-	-	-	-	-	-	-	245	17%	245
	2023	45	25	53	73	14	98	22	100	22	29	45	91	210	▲	617
Concealed Handgun Permits	2024	36	41	46	40	44	-	-	-	-	-	-	-	207	18%	207
	2023	31	34	53	36	21	24	19	31	19	46	31	35	175	▲	380
Miscellaneous/ Other	2024	5	14	18	10	17	-	-	-	-	-	-	-	64	113%	64
	2023	5	8	9	2	6	8	5	17	12	14	8	36	30	▲	130
Others	2024	-	-	-	-	-	-	-	-	-	-	-	-	0	0	0
	2023	-	-	-	-	-	1	-	-	-	-	-	-	0	↔	1

Dispositions by Case Category


Case Categories		Jan	Feb	Mar	Apr	May	Jun	Jul	Aug	Sep	Oct	Nov	Dec	Thru May	% Change	Total
Contested Divorce	2024	-	-	2	2	-	-	-	-	-	-	-	-	4	0%	4
	2023	2	1	-	-	1	1	2	2	-	4	1	2	4	↔	16
Domestic and Family - Level 1	2024	-	-	-	11	-	-	-	-	-	-	-	-	11	83%	11
	2023	4	-	2	-	-	3	2	1	-	-	2	-	6	▲	14
Domestic and Family - Level 2	2024	-	-	-	-	-	-	-	-	-	-	-	-	0	-100%	0
	2023	-	1	1	2	-	-	-	4	2	-	-	-	4	▼	10
Felonies and Related Matters	2024	23	41	50	35	40	-	-	-	-	-	-	-	189	7%	189
	2023	38	22	47	59	11	87	14	80	19	26	33	76	177	▲	512
General Civil - Level 2	2024	-	-	1	3	2	-	-	-	-	-	-	-	6	-33%	6
	2023	-	1	3	1	4	-	-	1	-	1	2	3	9	▼	16
General Civil - Level 3	2024	2	-	2	1	3	-	-	-	-	-	-	-	8	-11%	8
	2023	3	2	2	1	1	-	3	-	-	2	-	1	9	▼	15
Miscellaneous Civil	2024	39	43	49	40	46	-	-	-	-	-	-	-	217	19%	217
	2023	32	36	55	37	22	25	20	33	22	53	35	38	182	▲	408
Misdemeanor	2024	15	4	18	9	7	-	-	-	-	-	-	-	53	66%	53
	2023	7	3	5	14	3	10	5	18	2	3	10	15	32	▲	95
Other	2024	2	12	15	9	14	-	-	-	-	-	-	-	52	136%	52
	2023	5	6	5	1	5	8	4	16	9	7	4	31	22	▲	101
Other Criminally Related Matters	2024	-	-	1	-	3	-	-	-	-	-	-	-	4	300%	4
	2023	-	-	1	-	-	1	3	2	1	-	2	-	1	▲	10
Probates/Wills & Trusts - Level 2	2024	1	-	-	-	-	-	-	-	-	-	-	-	1	-50%	1
	2023	-	-	2	-	-	-	-	1	-	1	1	-	2	▼	5
Uncontested Divorce	2024	-	1	1	1	4	-	-	-	-	-	-	-	7	-71%	7
	2023	3	1	9	4	7	2	2	6	-	5	1	3	24	▼	43

Dashboard

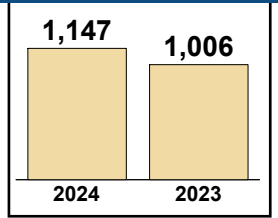
Court: Russell Circuit
Start/End Date: Jan-23 / May-24
2023 Average Month: 190
Jan-May 2023: 1,006
Dispositions Trending: ▲

Circuit/Court ID: 29 229167
Type of Case: Dispositions
2024 Average Month: 229
Jan-May 2024 : 1,147
Overall AVG. Month: 202

Monthly Dispositions Summary



Jan --- May Dispositions



Dispositions by Division

Divisions		Jan	Feb	Mar	Apr	May	Jun	Jul	Aug	Sep	Oct	Nov	Dec	Thru May	% Change	Total
Total	2024	168	164	289	302	224	-	-	-	-	-	-	-	1,147	14%	1,147
	2023	209	180	188	214	215	227	201	227	142	146	163	170	1,006	▲	2,282
Civil	2024	18	15	13	44	17	-	-	-	-	-	-	-	107	14%	107
	2023	10	20	15	12	37	10	19	24	14	14	38	18	94	▲	231
Criminal	2024	92	62	169	99	92	-	-	-	-	-	-	-	514	8%	514
	2023	122	85	85	88	94	155	129	159	61	93	60	96	474	▲	1,227
Concealed Handgun Permits	2024	52	85	102	120	107	-	-	-	-	-	-	-	466	15%	466
	2023	73	74	80	108	69	59	50	40	62	35	47	52	404	▲	749
Miscellaneous/ Other	2024	6	2	5	39	8	-	-	-	-	-	-	-	60	76%	60
	2023	4	1	8	6	15	3	3	4	5	4	18	4	34	▲	75

Dispositions by Case Category

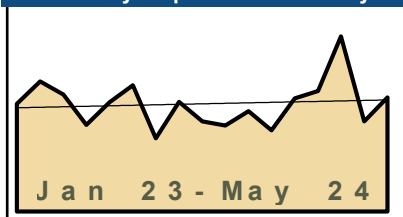
Case Categories		Jan	Feb	Mar	Apr	May	Jun	Jul	Aug	Sep	Oct	Nov	Dec	Thru May	% Change	Total
Contested Divorce	2024	1	4	7	3	1	-	-	-	-	-	-	-	16	-6%	16
	2023	1	3	3	2	8	-	2	1	4	3	6	4	17	▼	37
Domestic and Family - Level 1	2024	3	-	-	5	1	-	-	-	-	-	-	-	9	13%	9
	2023	1	-	3	-	4	-	2	-	1	1	6	-	8	▲	18
Domestic and Family - Level 2	2024	1	2	-	6	-	-	-	-	-	-	-	-	9	29%	9
	2023	1	3	2	1	-	-	3	-	1	2	-	3	7	▲	16
Felonies and Related Matters	2024	57	32	120	85	64	-	-	-	-	-	-	-	358	1%	358
	2023	91	52	67	72	73	130	108	128	56	71	41	59	355	▲	948
General Civil - Level 1	2024	-	1	-	-	-	-	-	-	-	-	-	-	1	1	1
	2023	-	-	-	-	-	-	-	1	-	-	-	-	0	↔	1
General Civil - Level 2	2024	1	-	2	2	3	-	-	-	-	-	-	-	8	-38%	8
	2023	-	1	2	2	8	1	1	3	1	1	8	1	13	▼	29
General Civil - Level 3	2024	9	7	3	4	8	-	-	-	-	-	-	-	31	63%	31
	2023	1	6	1	2	9	5	2	13	-	3	3	4	19	▲	49
Miscellaneous Civil	2024	57	87	106	161	114	-	-	-	-	-	-	-	525	22%	525
	2023	77	75	87	114	79	62	53	43	67	37	59	56	432	▲	809
Misdemeanor	2024	32	25	44	14	25	-	-	-	-	-	-	-	140	32%	140
	2023	31	31	17	15	12	25	20	29	4	19	17	35	106	▲	255
Other	2024	1	-	-	10	-	-	-	-	-	-	-	-	11	1,000%	11
	2023	-	-	-	-	1	-	-	-	-	-	-	-	1	▲	1
Other Criminally Related Matters	2024	3	5	5	-	3	-	-	-	-	-	-	-	16	23%	16
	2023	-	2	1	1	9	1	1	2	1	3	2	2	13	▲	25
Probates/Wills & Trusts - Level 1	2024	-	-	-	1	1	-	-	-	-	-	-	-	2	2	2
	2023	-	-	-	-	-	-	-	-	-	-	1	-	0	↔	1
Probates/Wills & Trusts - Level 2	2024	-	-	-	3	-	-	-	-	-	-	-	-	3	-25%	3
	2023	-	2	-	-	2	3	2	1	2	2	1	-	4	▼	15
Uncontested Divorce	2024	3	1	2	8	4	-	-	-	-	-	-	-	18	-42%	18
	2023	6	5	5	5	10	-	7	6	5	4	19	6	31	▼	78

Dashboard

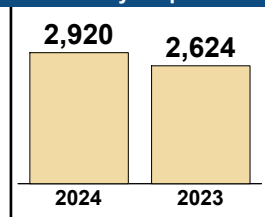
Court: Tazewell Circuit
Start/End Date: Jan-23 / May-24
2023 Average Month: 483
Jan-May 2023: 2,624
Dispositions Trending: ▲

Circuit/Court ID: 29 229185
Type of Case: Dispositions
2024 Average Month: 584
Jan-May 2024 : 2,920
Overall AVG. Month: 513

Monthly Dispositions Summary



Jan --- May Dispositions



Dispositions by Division

Divisions		Jan	Feb	Mar	Apr	May	Jun	Jul	Aug	Sep	Oct	Nov	Dec	Thru May	% Change	Total
Total	2024	539	574	834	429	544	-	-	-	-	-	-	-	2,920	11%	2,920
	2023	513	620	557	413	521	602	349	522	429	410	478	387	2,624	▲	5,801
Civil	2024	43	79	17	48	29	-	-	-	-	-	-	-	216	8%	216
	2023	62	46	39	28	25	37	33	33	25	32	24	26	200	▲	410
Criminal	2024	411	298	609	260	320	-	-	-	-	-	-	-	1,898	24%	1,898
	2023	232	399	278	281	341	436	208	360	344	284	320	234	1,531	▲	3,717
Concealed Handgun Permits	2024	69	145	185	95	162	-	-	-	-	-	-	-	656	-9%	656
	2023	127	150	222	76	142	110	89	109	42	78	108	114	717	▼	1,367
Miscellaneous/ Other	2024	16	52	23	26	32	-	-	-	-	-	-	-	149	-15%	149
	2023	92	25	18	27	13	19	19	20	17	16	26	13	175	▼	305
Others	2024	-	-	-	-	1	-	-	-	-	-	-	-	1	0%	1
	2023	-	-	-	1	-	-	-	-	-	1	-	-	1	↔	2

Dispositions by Case Category

Case Categories		Jan	Feb	Mar	Apr	May	Jun	Jul	Aug	Sep	Oct	Nov	Dec	Thru May	% Change	Total
Capital Murder	2024	-	-	-	-	-	-	-	-	-	-	-	-	0	-100%	0
	2023	-	1	-	-	-	-	-	-	-	2	1	-	1	▼	4
Contested Divorce	2024	6	4	3	5	-	-	-	-	-	-	-	-	18	-31%	18
	2023	10	2	3	8	3	6	5	7	2	7	3	6	26	▼	62
Domestic and Family - Level 1	2024	4	6	-	7	9	-	-	-	-	-	-	-	26	-35%	26
	2023	5	20	13	-	2	1	15	2	-	6	1	-	40	▼	65
Domestic and Family - Level 2	2024	4	1	5	1	1	-	-	-	-	-	-	-	12	-20%	12
	2023	6	1	4	3	1	8	1	4	3	-	3	2	15	▼	36
Felonies and Related Matters	2024	259	213	515	182	235	-	-	-	-	-	-	-	1,404	19%	1,404
	2023	159	313	226	220	263	369	128	268	264	189	249	145	1,181	▲	2,793
General Civil - Level 1	2024	-	1	-	2	-	-	-	-	-	-	-	-	3	-25%	3
	2023	1	2	-	-	1	-	-	-	1	2	-	-	4	▼	7
General Civil - Level 2	2024	4	15	3	11	2	-	-	-	-	-	-	-	35	17%	35
	2023	14	6	4	5	1	4	1	6	3	2	5	5	30	▲	56
General Civil - Level 3	2024	4	13	-	4	4	-	-	-	-	-	-	-	25	56%	25
	2023	11	2	-	2	1	2	2	-	3	2	4	1	16	▲	30
Miscellaneous Civil	2024	78	182	193	100	187	-	-	-	-	-	-	-	740	-13%	740
	2023	205	168	235	89	150	125	95	118	56	88	125	121	847	▼	1,575
Misdemeanor	2024	146	81	93	75	83	-	-	-	-	-	-	-	478	41%	478
	2023	72	81	49	61	75	64	78	89	77	91	69	82	338	▲	888
Other	2024	9	24	15	18	9	-	-	-	-	-	-	-	75	67%	75
	2023	14	5	7	14	5	6	12	13	3	9	9	7	45	▲	104
Other Criminally Related Matters	2024	7	4	3	4	2	-	-	-	-	-	-	-	20	82%	20
	2023	1	4	3	-	3	3	2	3	3	2	1	7	11	▲	32
Probates/Wills & Trusts - Level 1	2024	1	-	-	-	-	-	-	-	-	-	-	-	1	1	1
	2023	-	-	-	-	-	-	-	-	1	-	-	-	0	↔	1
Probates/Wills & Trusts - Level 2	2024	6	7	-	3	3	-	-	-	-	-	-	-	19	90%	19
	2023	2	1	4	1	2	3	3	-	4	3	2	1	10	▲	26
Uncontested Divorce	2024	11	23	4	17	9	-	-	-	-	-	-	-	64	7%	64
	2023	13	14	9	10	14	11	7	11	10	7	6	10	60	▲	122

Dashboard		Monthly Dispositions Summary		Jan --- May Dispositions	
<p>Court: Lee Circuit Start/End Date: Jan-23 / May-24 2023 Average Month: 227 Jan-May 2023: 1,261 Dispositions Trending: ▼</p>	<p>Circuit/Court ID: 30 230105 Type of Case: Dispositions 2024 Average Month: 206 Jan-May 2024 : 1,032 Overall AVG. Month: 221</p>	<p style="text-align: center; font-weight: bold;">Jan 23 - May 24</p>		<p style="text-align: center; font-weight: bold;">1,032 1,261</p> <p style="text-align: center;">2024 2023</p>	

Dispositions by Division																
Divisions		Jan	Feb	Mar	Apr	May	Jun	Jul	Aug	Sep	Oct	Nov	Dec	Thru May	% Change	Total
Total	2024	161	212	295	229	135	-	-	-	-	-	-	-	1,032	-18%	1,032
	2023	274	198	328	244	217	224	386	188	164	191	174	140	1,261	▼	2,728
Civil	2024	9	16	24	18	20	20	105	30	17	17	26	8	87	-34%	87
	2023	25	18	17	15	57	20	105	30	17	17	26	8	132	▼	355
Criminal	2024	124	108	216	161	59	-	-	-	-	-	-	-	668	-18%	668
	2023	172	136	212	179	112	136	144	101	106	114	105	82	811	▼	1,599
Concealed Handgun Permits	2024	22	75	45	40	48	-	-	-	-	-	-	-	230	-9%	230
	2023	58	33	90	34	38	56	53	39	35	43	25	44	253	▼	548
Miscellaneous/ Other	2024	6	13	10	10	8	-	-	-	-	-	-	-	47	-27%	47
	2023	19	11	8	16	10	12	84	18	6	17	18	6	64	▼	225
Others	2024	-	-	-	-	-	-	-	-	-	-	-	-	0	-100%	0
	2023	-	-	1	-	-	-	-	-	-	-	-	-	1	▼	1

Dispositions by Case Category																
Case Categories		Jan	Feb	Mar	Apr	May	Jun	Jul	Aug	Sep	Oct	Nov	Dec	Thru May	% Change	Total
Administrative Law	2024	-	-	-	-	-	-	-	-	-	-	-	-	0	0	0
	2023	-	-	-	-	-	-	2	-	-	-	-	-	0	↔	2
Contested Divorce	2024	2	1	1	-	-	-	-	-	-	-	-	-	4	-69%	4
	2023	4	-	1	6	2	2	14	4	4	4	2	3	13	▼	46
Domestic and Family - Level 1	2024	-	-	12	7	1	-	-	-	-	-	-	-	20	82%	20
	2023	4	2	4	1	-	5	3	1	3	1	7	-	11	▲	31
Domestic and Family - Level 2	2024	3	2	1	1	-	-	-	-	-	-	-	-	7	17%	7
	2023	1	1	1	2	1	3	11	1	-	1	3	1	6	▲	26
Felonies and Related Matters	2024	102	93	172	135	38	-	-	-	-	-	-	-	540	-17%	540
	2023	156	101	171	146	80	92	98	76	87	87	88	68	654	▼	1,250
General Civil - Level 1	2024	-	-	-	-	-	-	-	-	-	-	-	-	0	0	0
	2023	-	-	-	-	-	-	7	-	-	-	-	1	0	↔	8
General Civil - Level 2	2024	1	2	3	1	1	-	-	-	-	-	-	-	8	-27%	8
	2023	-	3	2	4	2	1	33	5	1	3	2	1	11	▼	57
General Civil - Level 3	2024	-	-	1	2	2	-	-	-	-	-	-	-	5	-38%	5
	2023	2	4	1	1	-	1	21	1	3	2	5	3	8	▼	44
Miscellaneous Civil	2024	27	95	53	49	68	-	-	-	-	-	-	-	292	-15%	292
	2023	75	41	98	46	84	61	100	58	41	54	33	46	344	▼	737
Misdemeanor	2024	21	13	36	22	21	-	-	-	-	-	-	-	113	-21%	113
	2023	15	30	36	32	30	40	37	25	17	21	15	13	143	▼	311
Other	2024	-	1	5	-	-	-	-	-	-	-	-	-	6	-78%	6
	2023	6	6	3	5	7	9	14	8	1	4	10	2	27	▼	75
Other Criminally Related Matters	2024	1	2	8	4	-	-	-	-	-	-	-	-	15	7%	15
	2023	1	5	5	1	2	5	9	-	2	6	2	1	14	▲	39
Probates/Wills & Trusts - Level 1	2024	-	-	-	-	-	-	-	-	-	-	-	-	0	0	0
	2023	-	-	-	-	-	-	1	-	-	-	-	-	0	↔	1
Probates/Wills & Trusts - Level 2	2024	1	-	1	2	1	-	-	-	-	-	-	-	5	67%	5
	2023	1	1	1	-	-	1	7	2	2	2	3	1	3	▲	21
Protective Orders	2024	-	-	-	-	-	-	-	-	-	-	-	-	0	-100%	0
	2023	-	-	-	-	2	-	-	-	-	-	-	-	2	▼	2
Uncontested Divorce	2024	3	3	2	6	3	-	-	-	-	-	-	-	17	-32%	17
	2023	9	4	5	-	7	4	29	7	3	6	3	1	25	▼	78

Dashboard		Monthly Dispositions Summary		Jan --- May Dispositions	
<p>Court: Scott Circuit Start/End Date: Jan-23 / May-24 2023 Average Month: 303 Jan-May 2023: 1,687 Dispositions Trending: ⇌</p>	<p>Circuit/Court ID: 30 230169 Type of Case: Dispositions 2024 Average Month: 332 Jan-May 2024 : 1,662 Overall AVG. Month: 311</p>	<p style="text-align: center; font-weight: bold;">Jan 23 - May 24</p>		<div style="display: flex; justify-content: space-around;"> <div style="text-align: center;"> <p style="font-weight: bold; color: #004a87;">1,662</p> <div style="width: 40px; height: 40px; background-color: #f0e68c; margin: 0 auto;"></div> <p style="font-weight: bold; color: #004a87;">2024</p> </div> <div style="text-align: center;"> <p style="font-weight: bold; color: #004a87;">1,687</p> <div style="width: 40px; height: 40px; background-color: #f0e68c; margin: 0 auto;"></div> <p style="font-weight: bold; color: #004a87;">2023</p> </div> </div>	

Dispositions by Division																
Divisions		Jan	Feb	Mar	Apr	May	Jun	Jul	Aug	Sep	Oct	Nov	Dec	Thru May	% Change	Total
Total	2024	233	443	334	222	430	-	-	-	-	-	-	-	1,662	-1%	1,662
	2023	306	325	351	450	255	244	340	355	248	312	251	196	1,687	▼	3,633
Civil	2024	17	22	11	18	10	-	-	-	-	-	-	-	78	-20%	78
	2023	19	24	18	20	16	19	16	46	17	10	14	5	97	▼	224
Criminal	2024	155	342	208	123	359	-	-	-	-	-	-	-	1,187	3%	1,187
	2023	201	197	241	338	170	186	243	231	173	221	192	133	1,147	▲	2,526
Concealed Handgun Permits	2024	50	75	101	72	51	-	-	-	-	-	-	-	349	-8%	349
	2023	74	97	74	77	57	33	71	52	47	69	36	48	379	▼	735
Miscellaneous/ Other	2024	11	4	14	9	10	-	-	-	-	-	-	-	48	-24%	48
	2023	12	7	18	15	11	6	10	24	11	12	9	10	63	▼	145
Others	2024	-	-	-	-	-	-	-	-	-	-	-	-	0	-100%	0
	2023	-	-	-	-	1	-	-	2	-	-	-	-	1	▼	3

Dispositions by Case Category																
Case Categories		Jan	Feb	Mar	Apr	May	Jun	Jul	Aug	Sep	Oct	Nov	Dec	Thru May	% Change	Total
Capital Murder	2024	-	-	-	-	-	-	-	-	-	-	-	-	0	0	0
	2023	-	-	-	-	-	-	2	-	-	-	-	1	0	↔	3
Contested Divorce	2024	3	4	1	4	2	-	-	-	-	-	-	-	14	0%	14
	2023	4	4	2	2	2	3	3	4	-	1	1	1	14	↔	27
Domestic and Family - Level 1	2024	-	2	1	6	1	-	-	-	-	-	-	-	10	43%	10
	2023	-	7	-	-	-	2	1	15	-	-	1	1	7	▲	27
Domestic and Family - Level 2	2024	2	3	-	-	2	-	-	-	-	-	-	-	7	-22%	7
	2023	3	-	-	2	4	2	5	3	2	1	2	-	9	▼	24
Felonies and Related Matters	2024	127	256	185	101	179	-	-	-	-	-	-	-	848	-1%	848
	2023	141	132	167	282	132	135	175	168	116	162	157	98	854	▼	1,865
General Civil - Level 1	2024	-	-	-	-	-	-	-	-	-	-	-	-	0	-100%	0
	2023	1	-	-	-	-	-	-	1	-	-	-	-	1	▼	2
General Civil - Level 2	2024	2	2	4	1	1	-	-	-	-	-	-	-	10	-50%	10
	2023	2	4	7	6	1	1	1	10	8	4	5	2	20	▼	51
General Civil - Level 3	2024	1	2	4	3	3	-	-	-	-	-	-	-	13	-50%	13
	2023	2	9	8	3	4	5	3	8	6	1	2	2	26	▼	53
Miscellaneous Civil	2024	60	78	113	79	58	-	-	-	-	-	-	-	388	-8%	388
	2023	83	101	85	86	67	38	81	61	54	79	43	53	422	▼	831
Misdemeanor	2024	25	86	21	19	180	-	-	-	-	-	-	-	331	22%	331
	2023	55	61	69	54	33	46	64	60	51	55	34	33	272	▲	615
Other	2024	-	-	-	-	-	-	-	-	-	-	-	-	0	-100%	0
	2023	-	-	-	-	1	-	-	7	-	-	-	-	1	▼	8
Other Criminally Related Matters	2024	3	2	2	3	-	-	-	-	-	-	-	-	10	-55%	10
	2023	6	4	5	2	5	6	3	3	6	4	1	2	22	▼	47
Probates/Wills & Trusts - Level 2	2024	2	2	-	-	2	-	-	-	-	-	-	-	6	50%	6
	2023	3	-	1	-	-	-	1	3	1	1	2	1	4	▲	13
Protective Orders	2024	1	-	-	-	-	-	-	-	-	-	-	-	1	1	1
	2023	-	-	-	-	-	-	-	-	-	-	-	-	0	↔	0
Uncontested Divorce	2024	7	6	3	6	2	-	-	-	-	-	-	-	24	-31%	24
	2023	6	3	7	13	6	6	1	12	4	4	3	2	35	▼	67

Dashboard		Monthly Dispositions Summary		Jan --- May Dispositions	
<p>Court: Wise Circuit Start/End Date: Jan-23 / May-24 2023 Average Month: 318 Jan-May 2023: 1,769 Dispositions Trending: ▲</p>	<p>Circuit/Court ID: 30 230195 Type of Case: Dispositions 2024 Average Month: 375 Jan-May 2024 : 1,874 Overall AVG. Month: 335</p>	<p style="text-align: center; font-weight: bold;">Jan 23 - May 24</p>		<div style="display: flex; justify-content: space-around;"> <div style="text-align: center;"> <p style="font-size: 1.2em; font-weight: bold;">1,874</p> <div style="width: 40px; height: 40px; background-color: #f0e68c; margin: 0 auto;"></div> <p style="font-size: 0.8em;">2024</p> </div> <div style="text-align: center;"> <p style="font-size: 1.2em; font-weight: bold;">1,769</p> <div style="width: 40px; height: 40px; background-color: #f0e68c; margin: 0 auto;"></div> <p style="font-size: 0.8em;">2023</p> </div> </div>	

Dispositions by Division																
Divisions		Jan	Feb	Mar	Apr	May	Jun	Jul	Aug	Sep	Oct	Nov	Dec	Thru May	% Change	Total
Total	2024	324	394	427	306	423	-	-	-	-	-	-	-	1,874	6%	1,874
	2023	428	319	398	339	285	338	230	389	315	333	241	204	1,769	▲	3,819
Civil	2024	23	21	32	29	57	-	-	-	-	-	-	-	162	-13%	162
	2023	34	34	36	33	49	20	31	41	54	33	30	15	186	▼	410
Criminal	2024	199	266	267	150	243	-	-	-	-	-	-	-	1,125	20%	1,125
	2023	259	163	191	193	129	172	137	205	142	195	125	144	935	▲	2,055
Concealed Handgun Permits	2024	74	85	107	93	84	-	-	-	-	-	-	-	443	-17%	443
	2023	120	98	143	89	85	120	46	103	74	76	54	37	535	▼	1,045
Miscellaneous/ Other	2024	28	22	21	34	39	-	-	-	-	-	-	-	144	29%	144
	2023	14	24	28	24	22	26	16	40	45	29	32	8	112	▲	308
Others	2024	-	-	-	-	-	-	-	-	-	-	-	-	0	-100%	0
	2023	1	-	-	-	-	-	-	-	-	-	-	-	1	▼	1

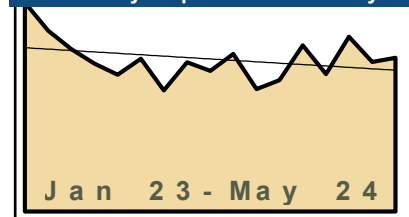
Dispositions by Case Category																
Case Categories		Jan	Feb	Mar	Apr	May	Jun	Jul	Aug	Sep	Oct	Nov	Dec	Thru May	% Change	Total
Administrative Law	2024	-	-	-	-	-	-	-	-	-	-	-	-	0	0%	0
	2023	-	-	-	-	-	-	-	-	-	2	-	-	0	↔	2
Capital Murder	2024	1	1	-	-	-	-	-	-	-	-	-	-	2	0%	2
	2023	2	-	-	-	-	-	1	1	-	-	-	-	2	↔	4
Contested Divorce	2024	3	4	2	3	11	-	-	-	-	-	-	-	23	-32%	23
	2023	7	3	9	3	12	2	6	6	3	3	5	1	34	▼	60
Domestic and Family - Level 1	2024	7	1	2	5	7	-	-	-	-	-	-	-	22	-31%	22
	2023	2	12	3	11	4	10	4	10	6	4	2	1	32	▼	69
Domestic and Family - Level 2	2024	3	3	5	5	5	-	-	-	-	-	-	-	21	24%	21
	2023	1	2	3	4	7	2	3	8	5	4	3	3	17	▲	45
Felonies and Related Matters	2024	146	190	215	102	208	-	-	-	-	-	-	-	861	22%	861
	2023	209	108	154	144	91	133	105	134	105	145	90	109	706	▲	1,527
General Civil - Level 1	2024	-	-	-	-	1	-	-	-	-	-	-	-	1	-86%	1
	2023	-	1	5	-	1	1	-	1	3	2	-	1	7	▼	15
General Civil - Level 2	2024	3	1	5	9	12	-	-	-	-	-	-	-	30	11%	30
	2023	5	4	9	1	8	3	3	8	20	11	7	1	27	▲	80
General Civil - Level 3	2024	7	3	4	6	8	-	-	-	-	-	-	-	28	-7%	28
	2023	3	10	5	5	7	6	5	10	9	4	4	1	30	▼	69
Miscellaneous Civil	2024	90	105	123	115	107	-	-	-	-	-	-	-	540	-11%	540
	2023	131	114	156	107	100	137	58	124	100	94	76	44	608	▼	1,241
Misdemeanor	2024	53	69	50	45	30	-	-	-	-	-	-	-	247	20%	247
	2023	43	51	35	44	33	35	28	62	32	48	33	29	206	▲	473
Other	2024	2	1	-	4	4	-	-	-	-	-	-	-	11	120%	11
	2023	1	-	-	3	1	-	-	3	1	3	-	-	5	▲	12
Other Criminally Related Matters	2024	-	6	2	3	5	-	-	-	-	-	-	-	16	-30%	16
	2023	6	4	3	5	5	4	4	8	5	2	2	6	23	▼	54
Probates/Wills & Trusts - Level 1	2024	-	1	1	-	-	-	-	-	-	-	-	-	2	2%	2
	2023	-	-	-	-	-	-	-	1	-	-	-	-	0	↔	1
Probates/Wills & Trusts - Level 2	2024	3	-	3	-	3	-	-	-	-	-	-	-	9	-47%	9
	2023	6	2	3	3	3	1	-	2	6	1	3	-	17	▼	30
Uncontested Divorce	2024	6	9	15	9	22	-	-	-	-	-	-	-	61	11%	61
	2023	12	8	13	9	13	4	13	11	20	10	16	8	55	▲	137

Dashboard

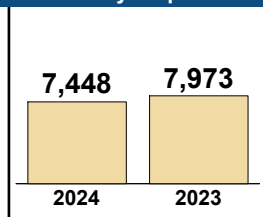
Court: Prince William Circuit
Start/End Date: Jan-23 / May-24
2023 Average Month: 1,439
Jan-May 2023: 7,973
Dispositions Trending: ▼

Circuit/Court ID: 31 231153
Type of Case: Dispositions
2024 Average Month: 1,490
Jan-May 2024 : 7,448
Overall AVG. Month: 1,454

Monthly Dispositions Summary



Jan --- May Dispositions



Dispositions by Division

Divisions		Jan	Feb	Mar	Apr	May	Jun	Jul	Aug	Sep	Oct	Nov	Dec	Thru May	% Change	Total
Total	2024	1,583	1,309	1,665	1,425	1,466	-	-	-	-	-	-	-	7,448	-7%	7,448
	2023	1,990	1,722	1,547	1,411	1,303	1,456	1,155	1,422	1,339	1,501	1,167	1,250	7,973	▼	17,263
Civil	2024	265	201	357	385	251	-	-	-	-	-	-	-	1,459	46%	1,459
	2023	197	171	242	165	223	198	206	197	232	241	136	259	998	▲	2,467
Criminal	2024	456	328	432	349	329	-	-	-	-	-	-	-	1,894	21%	1,894
	2023	247	360	348	338	272	388	344	331	388	319	267	301	1,565	▲	3,903
Concealed Handgun Permits	2024	552	500	564	388	546	-	-	-	-	-	-	-	2,550	-16%	2,550
	2023	634	655	637	620	491	588	329	587	400	611	533	416	3,037	▼	6,501
Miscellaneous/ Other	2024	308	274	308	302	335	-	-	-	-	-	-	-	1,527	-35%	1,527
	2023	911	532	317	281	310	281	274	300	318	323	228	270	2,351	▼	4,345
Others	2024	2	6	4	1	5	-	-	-	-	-	-	-	18	-18%	18
	2023	1	4	3	7	7	1	2	7	1	7	3	4	22	▼	47

Dispositions by Case Category

Case Categories		Jan	Feb	Mar	Apr	May	Jun	Jul	Aug	Sep	Oct	Nov	Dec	Thru May	% Change	Total
Administrative Law	2024	1	1	3	2	3	-	-	-	-	-	-	-	10	233%	10
	2023	1	1	1	-	-	1	1	1	1	1	1	2	3	▲	11
Capital Murder	2024	2	2	1	-	1	-	-	-	-	-	-	-	6	6	6
	2023	-	-	-	-	-	-	-	-	-	3	-	-	0	↔	3
Contested Divorce	2024	31	29	37	42	33	-	-	-	-	-	-	-	172	35%	172
	2023	26	29	26	25	21	32	24	26	31	22	16	42	127	▲	320
Domestic and Family - Level 1	2024	23	11	23	23	26	-	-	-	-	-	-	-	106	13%	106
	2023	20	20	26	9	19	10	29	15	9	24	15	9	94	▲	205
Domestic and Family - Level 2	2024	35	31	92	137	20	-	-	-	-	-	-	-	315	570%	315
	2023	12	11	15	5	4	13	9	5	36	43	8	63	47	▲	224
Felonies and Related Matters	2024	264	111	222	134	166	-	-	-	-	-	-	-	897	25%	897
	2023	119	192	137	149	119	211	139	143	148	166	119	129	716	▲	1,771
General Civil - Level 1	2024	4	3	1	3	6	-	-	-	-	-	-	-	17	113%	17
	2023	3	-	2	1	2	5	2	2	1	2	2	2	8	▲	24
General Civil - Level 2	2024	88	45	78	77	69	-	-	-	-	-	-	-	357	21%	357
	2023	55	43	51	41	105	45	41	72	52	46	34	50	295	▲	635
General Civil - Level 3	2024	19	19	19	26	39	-	-	-	-	-	-	-	122	39%	122
	2023	26	10	28	13	11	22	16	15	24	26	17	18	88	▲	226
Miscellaneous Civil	2024	732	663	756	578	764	-	-	-	-	-	-	-	3,493	-11%	3,493
	2023	813	808	843	782	688	756	505	772	610	812	676	597	3,934	▼	8,662
Misdemeanor	2024	116	77	102	81	73	-	-	-	-	-	-	-	449	0%	449
	2023	70	95	100	119	66	90	66	87	106	79	61	70	450	▼	1,009
Other	2024	103	101	105	93	89	-	-	-	-	-	-	-	491	-65%	491
	2023	721	371	97	115	103	97	93	94	96	115	74	78	1,407	▼	2,054
Other Criminally Related Matters	2024	77	139	111	140	89	-	-	-	-	-	-	-	556	36%	556
	2023	61	73	114	70	92	90	146	107	141	76	87	104	410	▲	1,161
Probates/Wills & Trusts - Level 1	2024	1	-	5	1	1	-	-	-	-	-	-	-	8	300%	8
	2023	-	-	-	-	2	2	1	3	1	3	-	-	2	▲	12
Probates/Wills & Trusts - Level 2	2024	4	13	14	10	10	-	-	-	-	-	-	-	51	-4%	51
	2023	7	9	14	13	10	15	15	13	8	10	1	13	53	▼	128
Uncontested Divorce	2024	83	64	96	78	77	-	-	-	-	-	-	-	398	17%	398
	2023	56	60	93	69	61	67	68	67	75	73	56	73	339	▲	818