

Dashboard		Monthly Filings Summary		Jan --- Mar Filings	
Court: Virginia Circuit	Circuit/Court ID: 0 200999			117,657 127,504 	
Start/End Date: Jan-23 / Mar-24	Type of Case: Filings			2024	2023
2023 Average Month: 37,686	2024 Average Month: 39,219				
Jan-Mar 2023: 127,504	Jan-Mar 2024 : 117,657				
Filings Trending: ▼	Overall AVG. Month: 37,992				

Filings by Division																
Divisions		Jan	Feb	Mar	Apr	May	Jun	Jul	Aug	Sep	Oct	Nov	Dec	Thru Mar	% Change	Total
Total	2024	38,508	38,935	40,214	-	-	-	-	-	-	-	-	-	117,657	-8%	117,657
	2023	42,929	38,531	46,044	35,441	39,811	36,355	33,607	38,169	35,481	38,097	33,513	34,251	127,504	▼	452,229
Civil	2024	4,987	5,568	5,840	-	-	-	-	-	-	-	-	-	16,395	-1%	16,395
	2023	5,072	5,206	6,326	5,135	6,126	5,521	4,983	5,987	5,235	5,476	4,864	4,579	16,604	▼	64,510
Criminal	2024	13,726	13,661	14,212	-	-	-	-	-	-	-	-	-	41,599	-4%	41,599
	2023	14,598	13,102	15,858	12,583	14,435	14,453	13,215	14,894	14,322	15,066	13,010	12,299	43,558	▼	167,835
Concealed Handgun Permits	2024	10,374	10,465	10,661	-	-	-	-	-	-	-	-	-	31,500	-19%	31,500
	2023	13,249	11,908	13,568	9,917	9,802	8,497	8,017	8,486	7,808	9,489	8,680	7,981	38,725	▼	117,402
Miscellaneous/ Other	2024	9,286	9,125	9,409	-	-	-	-	-	-	-	-	-	27,820	-2%	27,820
	2023	9,949	8,269	10,223	7,755	9,389	7,829	7,332	8,724	8,057	8,010	6,906	9,329	28,441	▼	101,772
Others	2024	135	116	92	-	-	-	-	-	-	-	-	-	343	95%	343
	2023	61	46	69	51	59	55	60	78	59	56	53	63	176	▲	710

Filings by Case Category																
Case Categories		Jan	Feb	Mar	Apr	May	Jun	Jul	Aug	Sep	Oct	Nov	Dec	Thru Mar	% Change	Total
Administrative Law	2024	37	26	46	-	-	-	-	-	-	-	-	-	109	-6%	109
	2023	37	33	46	31	39	35	26	52	44	45	30	27	116	▼	445
Capital Murder	2024	18	15	9	-	-	-	-	-	-	-	-	-	42	31%	42
	2023	14	6	12	15	17	4	17	10	12	10	4	9	32	▲	130
Contested Divorce	2024	590	646	642	-	-	-	-	-	-	-	-	-	1,878	-7%	1,878
	2023	609	606	800	604	677	603	558	663	609	570	514	504	2,015	▼	7,317
Domestic and Family - Level 1	2024	571	708	707	-	-	-	-	-	-	-	-	-	1,986	-6%	1,986
	2023	632	632	841	629	708	710	591	807	701	741	525	603	2,105	▼	8,120
Domestic and Family - Level 2	2024	335	444	482	-	-	-	-	-	-	-	-	-	1,261	27%	1,261
	2023	302	316	376	305	387	316	294	370	314	335	342	290	994	▲	3,947
Felonies and Related Matters	2024	9,273	8,864	9,402	-	-	-	-	-	-	-	-	-	27,539	-6%	27,539
	2023	9,907	8,847	10,643	8,484	9,592	9,479	8,841	9,842	9,474	9,912	8,557	8,108	29,397	▼	111,686
General Civil - Level 1	2024	57	72	79	-	-	-	-	-	-	-	-	-	208	-5%	208
	2023	69	70	80	78	105	83	66	76	66	77	61	70	219	▼	901
General Civil - Level 2	2024	1,185	1,209	1,313	-	-	-	-	-	-	-	-	-	3,707	8%	3,707
	2023	986	1,153	1,308	1,081	1,464	1,184	1,033	1,484	1,227	1,304	1,095	995	3,447	▲	14,314
General Civil - Level 3	2024	1,031	857	1,190	-	-	-	-	-	-	-	-	-	3,078	3%	3,078
	2023	1,089	841	1,045	887	1,226	976	898	1,001	917	928	884	919	2,975	▲	11,611
Miscellaneous Civil	2024	14,292	14,354	15,636	-	-	-	-	-	-	-	-	-	44,282	-16%	44,282
	2023	17,865	15,735	18,854	13,647	14,202	11,999	11,407	12,407	11,870	13,171	11,952	11,356	52,454	▼	164,465
Misdemeanor	2024	3,514	3,523	3,759	-	-	-	-	-	-	-	-	-	10,796	-2%	10,796
	2023	3,679	3,285	4,025	3,022	3,759	3,642	3,240	3,800	3,660	3,892	3,417	3,151	10,989	▼	42,572
Other	2024	4,994	5,097	3,847	-	-	-	-	-	-	-	-	-	13,938	1%	13,938
	2023	4,989	4,270	4,540	3,816	4,528	4,139	3,752	4,425	3,674	4,082	3,483	5,648	13,799	▲	51,346
Other Criminally Related Matters	2024	1,021	1,354	1,186	-	-	-	-	-	-	-	-	-	3,561	4%	3,561
	2023	1,067	1,045	1,318	1,151	1,187	1,430	1,203	1,367	1,270	1,339	1,124	1,112	3,430	▲	14,613
Probates/Wills & Trusts - Level 1	2024	34	39	40	-	-	-	-	-	-	-	-	-	113	35%	113
	2023	27	30	27	19	27	47	36	31	44	28	13	22	84	▲	351
Probates/Wills & Trusts - Level 2	2024	244	271	304	-	-	-	-	-	-	-	-	-	819	-2%	819
	2023	252	251	335	236	317	253	234	272	231	248	239	223	838	▼	3,091
Protective Orders	2024	14	21	19	-	-	-	-	-	-	-	-	-	54	-33%	54
	2023	18	25	37	11	25	16	15	26	21	27	27	25	80	▼	273
Uncontested Divorce	2024	1,298	1,435	1,553	-	-	-	-	-	-	-	-	-	4,286	-5%	4,286
	2023	1,387	1,386	1,757	1,425	1,551	1,439	1,396	1,536	1,347	1,388	1,246	1,189	4,530	▼	17,047

CPSS-CCMS-10.01 CASELOAD STATISTICS OF THE CIRCUIT COURTS

Chesapeake

January 2023 -- March 2024 Filings

Alexandria and Fairfax Circuit are not Included in State Totals

Dashboard		Monthly Filings Summary		Jan --- Mar Filings	
Court: Chesapeake Circuit	Circuit/Court ID: 1 201550			<div style="display: flex; justify-content: space-around;"> <div style="text-align: center;"> <p>5,143</p> <p>2024</p> </div> <div style="text-align: center;"> <p>5,360</p> <p>2023</p> </div> </div>	
Start/End Date: Jan-23 / Mar-24	Type of Case: Filings				
2023 Average Month: 1,534	2024 Average Month: 1,714				
Jan-Mar 2023: 5,360	Jan-Mar 2024 : 5,143				
Filings Trending: ▼	Overall AVG. Month: 1,570				

Filings by Division																
Divisions		Jan	Feb	Mar	Apr	May	Jun	Jul	Aug	Sep	Oct	Nov	Dec	Thru Mar	% Change	Total
Total	2024	1,589	1,866	1,688	-	-	-	-	-	-	-	-	-	5,143	-4%	5,143
	2023	1,785	1,644	1,931	1,490	1,625	1,568	1,286	1,638	1,306	1,403	1,297	1,429	5,360	▼	18,402
Civil	2024	184	203	257	-	-	-	-	-	-	-	-	-	644	-14%	644
	2023	236	238	276	209	239	229	184	252	213	236	193	210	750	▼	2,715
Criminal	2024	603	544	613	-	-	-	-	-	-	-	-	-	1,760	-10%	1,760
	2023	609	611	746	556	603	659	452	636	511	511	525	575	1,966	▼	6,994
Concealed Handgun Permits	2024	387	385	364	-	-	-	-	-	-	-	-	-	1,136	-17%	1,136
	2023	488	402	479	340	339	301	282	258	245	319	304	289	1,369	▼	4,046
Miscellaneous/ Other	2024	415	733	453	-	-	-	-	-	-	-	-	-	1,601	26%	1,601
	2023	450	393	429	385	443	378	366	490	337	336	274	355	1,272	▲	4,636
Others	2024	-	1	1	-	-	-	-	-	-	-	-	-	2	-33%	2
	2023	2	-	1	-	1	1	2	2	-	1	1	-	3	▼	11

Filings by Case Category																
Case Categories		Jan	Feb	Mar	Apr	May	Jun	Jul	Aug	Sep	Oct	Nov	Dec	Thru Mar	% Change	Total
Administrative Law	2024	1	-	1	-	-	-	-	-	-	-	-	-	2	-60%	2
	2023	1	-	4	-	1	1	1	4	-	1	2	-	5	▼	15
Capital Murder	2024	-	1	-	-	-	-	-	-	-	-	-	-	1	-50%	1
	2023	-	-	2	1	-	-	1	-	-	-	1	-	2	▼	5
Contested Divorce	2024	33	44	48	-	-	-	-	-	-	-	-	-	125	6%	125
	2023	30	40	48	38	40	35	26	43	39	37	31	35	118	▲	442
Domestic and Family - Level 1	2024	31	12	32	-	-	-	-	-	-	-	-	-	75	-35%	75
	2023	15	62	39	14	38	46	20	34	37	33	22	48	116	▼	408
Domestic and Family - Level 2	2024	9	6	18	-	-	-	-	-	-	-	-	-	33	18%	33
	2023	8	8	12	9	8	10	12	11	6	11	13	6	28	▲	114
Felonies and Related Matters	2024	436	362	380	-	-	-	-	-	-	-	-	-	1,178	-14%	1,178
	2023	429	416	532	397	458	470	288	431	341	366	371	433	1,377	▼	4,932
General Civil - Level 1	2024	1	1	8	-	-	-	-	-	-	-	-	-	10	25%	10
	2023	2	3	3	3	3	3	-	3	1	-	-	2	8	▲	23
General Civil - Level 2	2024	20	29	50	-	-	-	-	-	-	-	-	-	99	-8%	99
	2023	39	30	39	30	45	36	37	120	35	33	38	34	108	▼	516
General Civil - Level 3	2024	11	10	42	-	-	-	-	-	-	-	-	-	63	-11%	63
	2023	41	15	15	18	15	16	8	61	11	15	12	13	71	▼	240
Miscellaneous Civil	2024	494	504	472	-	-	-	-	-	-	-	-	-	1,470	-18%	1,470
	2023	615	535	633	476	419	395	386	354	338	409	393	393	1,783	▼	5,346
Misdemeanor	2024	131	151	177	-	-	-	-	-	-	-	-	-	459	-4%	459
	2023	147	160	171	141	116	153	142	163	142	119	114	111	478	▼	1,679
Other	2024	304	612	302	-	-	-	-	-	-	-	-	-	1,218	48%	1,218
	2023	308	251	265	238	338	279	253	259	243	247	184	246	824	▲	3,111
Other Criminally Related Matters	2024	36	30	56	-	-	-	-	-	-	-	-	-	122	6%	122
	2023	34	38	43	23	31	41	23	43	30	35	39	31	115	▲	411
Probates/Wills & Trusts - Level 1	2024	2	3	4	-	-	-	-	-	-	-	-	-	9	29%	9
	2023	3	3	1	2	2	4	1	2	5	3	-	-	7	▲	26
Probates/Wills & Trusts - Level 2	2024	12	18	11	-	-	-	-	-	-	-	-	-	41	8%	41
	2023	11	10	17	8	9	9	5	14	7	6	16	5	38	▲	117
Uncontested Divorce	2024	68	83	87	-	-	-	-	-	-	-	-	-	238	-16%	238
	2023	102	73	107	92	102	70	83	96	71	88	61	72	282	▼	1,017

This report reflects data in the case management system. Numbers will update accordingly as reports are refreshed and posted.

CPSS-CCMS-10.01 CASELOAD STATISTICS OF THE CIRCUIT COURTS

Accomack

January 2023 -- March 2024 Filings


Alexandria and Fairfax Circuit are not Included in State Totals

Dashboard

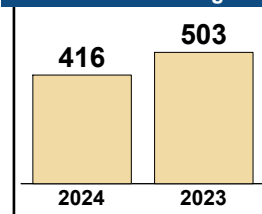
Court: Accomack Circuit
Start/End Date: Jan-23 / Mar-24
2023 Average Month: 152
Jan-Mar 2023: 503
Filings Trending: ▼

Circuit/Court ID: 2 202001
Type of Case: Filings
2024 Average Month: 139
Jan-Mar 2024 : 416
Overall AVG. Month: 150

Monthly Filings Summary



Jan --- Mar Filings



Filings by Division

Divisions	Jan	Feb	Mar	Apr	May	Jun	Jul	Aug	Sep	Oct	Nov	Dec	Thru Mar	% Change	Total
Total	113	181	122	-	-	-	-	-	-	-	-	-	416	-17%	416
2023	146	221	136	199	191	131	107	200	99	171	101	127	503	▼	1,829
Civil	19	17	21	-	-	-	-	-	-	-	-	-	57	12%	57
2023	14	12	25	22	20	7	11	17	17	20	21	6	51	▲	192
Criminal	31	102	31	-	-	-	-	-	-	-	-	-	164	21%	164
2023	26	92	17	96	81	60	24	121	29	73	8	63	135	▲	690
Concealed Handgun Permits	51	44	42	-	-	-	-	-	-	-	-	-	137	-37%	137
2023	73	74	69	52	53	38	35	38	29	70	52	34	216	▼	617
Miscellaneous/Other	12	18	28	-	-	-	-	-	-	-	-	-	58	-43%	58
2023	33	43	25	29	37	26	37	24	24	8	20	24	101	▼	330

Filings by Case Category

Case Categories	Jan	Feb	Mar	Apr	May	Jun	Jul	Aug	Sep	Oct	Nov	Dec	Thru Mar	% Change	Total
Administrative Law	-	-	1	-	-	-	-	-	-	-	-	-	1	0%	1
2023	-	1	-	-	1	-	-	-	-	1	-	-	1	↔	3
Capital Murder	-	-	-	-	-	-	-	-	-	-	-	-	0	0	0
2023	-	-	-	-	-	-	-	2	-	-	-	-	0	↔	2
Contested Divorce	-	1	3	-	-	-	-	-	-	-	-	-	4	-64%	4
2023	3	3	5	3	2	1	1	5	3	2	-	-	11	▼	28
Domestic and Family - Level 1	1	2	-	-	-	-	-	-	-	-	-	-	3	50%	3
2023	-	-	2	3	2	-	2	-	2	-	2	-	2	▲	13
Domestic and Family - Level 2	-	1	-	-	-	-	-	-	-	-	-	-	1	0%	1
2023	-	-	1	1	-	1	2	-	-	-	-	-	1	↔	5
Felonies and Related Matters	18	87	15	-	-	-	-	-	-	-	-	-	120	22%	120
2023	17	69	12	54	68	42	14	48	12	43	7	40	98	▲	426
General Civil - Level 1	-	-	-	-	-	-	-	-	-	-	-	-	0	0	0
2023	-	-	-	-	-	1	-	2	2	-	1	1	0	↔	7
General Civil - Level 2	4	3	9	-	-	-	-	-	-	-	-	-	16	45%	16
2023	5	2	4	2	4	2	3	8	6	1	7	10	11	▲	54
General Civil - Level 3	12	8	7	-	-	-	-	-	-	-	-	-	27	42%	27
2023	3	4	12	4	10	-	3	5	4	8	12	7	19	▲	72
Miscellaneous Civil	59	57	58	-	-	-	-	-	-	-	-	-	174	-33%	174
2023	88	89	82	62	64	47	49	46	36	78	61	43	259	▼	745
Misdemeanor	10	13	10	-	-	-	-	-	-	-	-	-	33	3%	33
2023	7	21	4	40	10	14	2	69	9	25	1	18	32	▲	220
Other	-	-	2	-	-	-	-	-	-	-	-	-	2	-95%	2
2023	13	23	6	17	21	14	19	5	9	-	1	-	42	▼	128
Other Criminally Related Matters	4	2	6	-	-	-	-	-	-	-	-	-	12	100%	12
2023	2	2	2	2	3	4	8	2	9	5	-	5	6	▲	44
Probates/Wills & Trusts - Level 1	-	-	-	-	-	-	-	-	-	-	-	-	0	-100%	0
2023	-	1	-	-	-	-	-	-	-	-	-	-	1	▼	1
Probates/Wills & Trusts - Level 2	-	-	-	-	-	-	-	-	-	-	-	-	0	-100%	0
2023	-	-	1	-	-	-	-	-	1	1	-	-	1	▼	3
Protective Orders	-	-	-	-	-	-	-	-	-	-	-	-	0	-100%	0
2023	1	-	1	1	-	-	-	-	-	-	-	-	2	▼	3
Uncontested Divorce	5	7	11	-	-	-	-	-	-	-	-	-	23	35%	23
2023	7	6	4	10	6	5	4	7	7	7	9	3	17	▲	75

This report reflects data in the case management system. Numbers will update accordingly as reports are refreshed and posted.

CPSS-CCMS-10.01 CASELOAD STATISTICS OF THE CIRCUIT COURTS

Northampton

January 2023 -- March 2024 Filings

Alexandria and Fairfax Circuit are not Included in State Totals

Dashboard		Monthly Filings Summary		Jan --- Mar Filings	
Court: Northampton Circuit	Circuit/Court ID: 2 202131				
Start/End Date: Jan-23 / Mar-24	Type of Case: Filings				
2023 Average Month: 112	2024 Average Month: 95				
Jan-Mar 2023: 343	Jan-Mar 2024 : 286				
Filings Trending: ▼	Overall AVG. Month: 109				

Filings by Division																
Divisions		Jan	Feb	Mar	Apr	May	Jun	Jul	Aug	Sep	Oct	Nov	Dec	Thru Mar	% Change	Total
Total	2024	80	89	117	-	-	-	-	-	-	-	-	-	286	-17%	286
	2023	120	138	85	73	127	95	80	155	148	159	107	55	343	▼	1,342
Civil	2024	2	7	5	-	-	-	-	-	-	-	-	-	14	-18%	14
	2023	3	8	6	10	5	7	13	33	22	20	5	2	17	▼	134
Criminal	2024	49	52	78	-	-	-	-	-	-	-	-	-	179	-29%	179
	2023	86	108	57	34	110	69	48	92	108	101	76	40	251	▼	929
Concealed Handgun Permits	2024	19	17	22	-	-	-	-	-	-	-	-	-	58	9%	58
	2023	25	15	13	26	10	14	12	19	12	31	17	11	53	▲	205
Miscellaneous/ Other	2024	10	12	12	-	-	-	-	-	-	-	-	-	34	55%	34
	2023	6	7	9	3	2	5	7	11	6	7	9	2	22	▲	74
Others	2024	-	1	-	-	-	-	-	-	-	-	-	-	1	1	1
	2023	-	-	-	-	-	-	-	-	-	-	-	-	0	↔	0

Filings by Case Category																
Case Categories		Jan	Feb	Mar	Apr	May	Jun	Jul	Aug	Sep	Oct	Nov	Dec	Thru Mar	% Change	Total
Administrative Law	2024	1	-	-	-	-	-	-	-	-	-	-	-	1	0%	1
	2023	-	1	-	-	-	-	-	-	-	-	-	1	1	↔	2
Capital Murder	2024	-	-	2	-	-	-	-	-	-	-	-	-	2	0%	2
	2023	2	-	-	-	-	-	-	-	-	-	-	-	2	↔	2
Contested Divorce	2024	-	-	-	-	-	-	-	-	-	-	-	-	0	-100%	0
	2023	1	2	-	1	-	2	-	-	2	-	-	-	3	▼	8
Domestic and Family - Level 1	2024	1	-	-	-	-	-	-	-	-	-	-	-	1	1	1
	2023	-	-	-	1	1	1	-	-	2	1	1	-	0	↔	7
Domestic and Family - Level 2	2024	-	-	-	-	-	-	-	-	-	-	-	-	0	0	0
	2023	-	-	-	-	1	1	-	-	-	1	1	-	0	↔	4
Felonies and Related Matters	2024	16	24	57	-	-	-	-	-	-	-	-	-	97	-31%	97
	2023	55	60	26	9	69	28	14	35	28	44	33	14	141	▼	415
General Civil - Level 2	2024	-	4	2	-	-	-	-	-	-	-	-	-	6	0%	6
	2023	1	3	2	3	3	2	5	35	11	19	2	1	6	↔	87
General Civil - Level 3	2024	-	2	-	-	-	-	-	-	-	-	-	-	2	0%	2
	2023	1	-	1	3	-	-	4	-	6	1	1	-	2	↔	17
Miscellaneous Civil	2024	24	22	25	-	-	-	-	-	-	-	-	-	71	-4%	71
	2023	31	22	21	29	11	18	18	27	16	35	26	13	74	▼	267
Misdemeanor	2024	22	26	16	-	-	-	-	-	-	-	-	-	64	-29%	64
	2023	23	43	24	16	31	35	26	50	56	44	37	22	90	▼	407
Other	2024	5	8	10	-	-	-	-	-	-	-	-	-	23	2,200%	23
	2023	-	-	1	-	-	-	-	-	1	-	-	-	1	▲	2
Other Criminally Related Matters	2024	11	2	3	-	-	-	-	-	-	-	-	-	16	-20%	16
	2023	6	6	8	9	10	6	8	8	24	13	6	4	20	▼	108
Probates/Wills & Trusts - Level 2	2024	-	-	-	-	-	-	-	-	-	-	-	-	0	0	0
	2023	-	-	-	1	1	-	-	-	-	-	-	-	0	↔	2
Uncontested Divorce	2024	-	1	2	-	-	-	-	-	-	-	-	-	3	0%	3
	2023	-	1	2	1	-	2	5	-	2	1	-	-	3	↔	14

This report reflects data in the case management system. Numbers will update accordingly as reports are refreshed and posted.

CPSS-CCMS-10.01 CASELOAD STATISTICS OF THE CIRCUIT COURTS

Virginia Beach

January 2023 -- March 2024 Filings

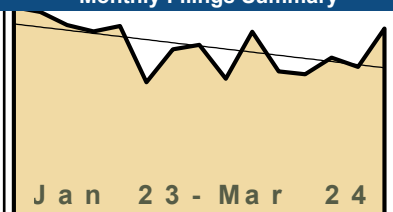
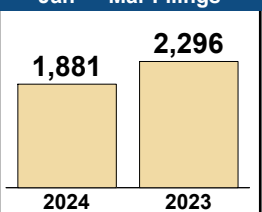
Alexandria and Fairfax Circuit are not Included in State Totals

Dashboard		Monthly Filings Summary		Jan --- Mar Filings					
<p>Court: Virginia Beach Circuit Start/End Date: Jan-23 / Mar-24 2023 Average Month: 1,912 Jan-Mar 2023: 4,078 Filings Trending: ▼</p>	<p>Circuit/Court ID: 2 202810 Type of Case: Filings 2024 Average Month: 1,325 Jan-Mar 2024 : 3,975 Overall AVG. Month: 1,795</p>			<table border="1" style="margin: auto;"> <tr> <td style="width: 50%; text-align: center;">3,975</td> <td style="width: 50%; text-align: center;">4,078</td> </tr> <tr> <td style="text-align: center;">2024</td> <td style="text-align: center;">2023</td> </tr> </table>		3,975	4,078	2024	2023
3,975	4,078								
2024	2023								

Filings by Division																
Divisions		Jan	Feb	Mar	Apr	May	Jun	Jul	Aug	Sep	Oct	Nov	Dec	Thru Mar	% Change	Total
Total	2024	1,345	1,392	1,238	-	-	-	-	-	-	-	-	-	3,975	-3%	3,975
	2023	1,253	1,281	1,544	1,207	1,354	1,420	1,290	1,344	1,246	1,431	1,242	8,334	4,078	▼	22,946
Civil	2024	328	383	364	-	-	-	-	-	-	-	-	-	1,075	0%	1,075
	2023	338	354	382	303	399	382	348	380	348	359	336	303	1,074	▲	4,232
Criminal	2024	619	597	517	-	-	-	-	-	-	-	-	-	1,733	-3%	1,733
	2023	545	558	689	542	619	589	593	602	543	676	556	705	1,792	▼	7,217
Concealed Handgun Permits	2024	-	-	-	-	-	-	-	-	-	-	-	-	0	0	0
	2023	-	-	-	-	-	-	-	-	-	-	-	6,987	0	↔	6,987
Miscellaneous/ Other	2024	396	405	357	-	-	-	-	-	-	-	-	-	1,158	-4%	1,158
	2023	370	369	473	361	336	448	349	361	354	393	348	338	1,212	▼	4,500
Others	2024	2	7	-	-	-	-	-	-	-	-	-	-	9	9	9
	2023	-	-	-	1	-	1	-	1	1	3	2	1	0	↔	10

Filings by Case Category																
Case Categories		Jan	Feb	Mar	Apr	May	Jun	Jul	Aug	Sep	Oct	Nov	Dec	Thru Mar	% Change	Total
Administrative Law	2024	3	2	-	-	-	-	-	-	-	-	-	-	5	67%	5
	2023	1	1	1	1	-	-	-	-	-	-	-	3	3	▲	10
Capital Murder	2024	1	1	1	-	-	-	-	-	-	-	-	-	3	3	3
	2023	-	-	-	2	-	1	-	-	-	-	-	-	0	↔	3
Contested Divorce	2024	27	34	24	-	-	-	-	-	-	-	-	-	85	-14%	85
	2023	34	33	32	22	34	17	31	24	30	20	21	21	99	▼	319
Domestic and Family - Level 1	2024	38	39	41	-	-	-	-	-	-	-	-	-	118	-13%	118
	2023	32	60	43	28	42	26	40	50	44	37	32	29	135	▼	463
Domestic and Family - Level 2	2024	22	21	24	-	-	-	-	-	-	-	-	-	67	5%	67
	2023	26	14	24	18	14	24	19	21	12	24	17	15	64	▲	228
Felonies and Related Matters	2024	436	331	331	-	-	-	-	-	-	-	-	-	1,098	0%	1,098
	2023	383	331	382	324	340	345	385	330	300	433	324	490	1,096	▲	4,367
General Civil - Level 1	2024	2	4	6	-	-	-	-	-	-	-	-	-	12	20%	12
	2023	2	4	4	6	2	9	4	5	7	10	5	7	10	▲	65
General Civil - Level 2	2024	80	94	88	-	-	-	-	-	-	-	-	-	262	27%	262
	2023	55	70	82	46	72	61	64	82	79	78	53	55	207	▲	797
General Civil - Level 3	2024	94	139	120	-	-	-	-	-	-	-	-	-	353	-6%	353
	2023	129	122	126	144	157	168	112	126	119	126	139	115	377	▼	1,583
Miscellaneous Civil	2024	182	230	192	-	-	-	-	-	-	-	-	-	604	5%	604
	2023	164	173	237	174	165	206	164	163	178	172	150	7,142	574	▲	9,088
Misdemeanor	2024	169	226	162	-	-	-	-	-	-	-	-	-	557	-6%	557
	2023	145	181	264	186	244	185	183	212	201	222	192	177	590	▼	2,392
Other	2024	194	153	137	-	-	-	-	-	-	-	-	-	484	-14%	484
	2023	189	168	209	155	155	213	168	164	148	209	192	164	566	▼	2,134
Other Criminally Related Matters	2024	21	48	36	-	-	-	-	-	-	-	-	-	105	-10%	105
	2023	19	53	45	35	39	62	35	72	49	27	46	44	117	▼	526
Probates/Wills & Trusts - Level 1	2024	2	1	1	-	-	-	-	-	-	-	-	-	4	300%	4
	2023	-	-	1	-	2	2	-	1	-	-	-	-	1	▲	7
Probates/Wills & Trusts - Level 2	2024	12	12	9	-	-	-	-	-	-	-	-	-	33	-21%	33
	2023	13	13	16	20	26	25	12	19	18	16	14	12	42	▼	204
Protective Orders	2024	-	1	1	-	-	-	-	-	-	-	-	-	2	-33%	2
	2023	1	-	2	1	4	-	-	-	-	4	3	-	3	▼	15
Uncontested Divorce	2024	62	56	65	-	-	-	-	-	-	-	-	-	183	-6%	183
	2023	60	58	76	45	58	76	73	75	60	53	51	60	194	▼	745

This report reflects data in the case management system. Numbers will update accordingly as reports are refreshed and posted.

Dashboard	Monthly Filings Summary	Jan --- Mar Filings
<p>Court: Portsmouth Circuit Start/End Date: Jan-23 / Mar-24 2023 Average Month: 652 Jan-Mar 2023: 2,296 Filings Trending: ▼</p>	<p>Circuit/Court ID: 3 203740 Type of Case: Filings 2024 Average Month: 627 Jan-Mar 2024 : 1,881 Overall AVG. Month: 647</p>  <p style="text-align: center;">Jan 23 - Mar 24</p>	 <p style="text-align: center;">2024 2023</p>

Filings by Division																
Divisions		Jan	Feb	Mar	Apr	May	Jun	Jul	Aug	Sep	Oct	Nov	Dec	Thru Mar	% Change	Total
Total	2024	602	566	713	-	-	-	-	-	-	-	-	-	1,881	-18%	1,881
	2023	794	776	726	701	722	508	633	650	521	700	549	538	2,296	▼	7,818
Civil	2024	217	177	304	-	-	-	-	-	-	-	-	-	698	-7%	698
	2023	292	243	218	225	286	162	299	191	176	286	207	203	753	▼	2,788
Criminal	2024	95	95	151	-	-	-	-	-	-	-	-	-	341	-13%	341
	2023	117	174	99	163	188	131	129	208	132	132	93	133	390	▼	1,699
Concealed Handgun Permits	2024	120	132	114	-	-	-	-	-	-	-	-	-	366	-23%	366
	2023	183	144	149	102	115	79	86	105	78	109	81	98	476	▼	1,329
Miscellaneous/Other	2024	170	162	144	-	-	-	-	-	-	-	-	-	476	-30%	476
	2023	201	215	260	211	132	136	119	142	134	173	168	104	676	▼	1,995
Others	2024	-	-	-	-	-	-	-	-	-	-	-	-	0	-100%	0
	2023	1	-	-	-	1	-	-	4	1	-	-	-	1	▼	7

Filings by Case Category																
Case Categories		Jan	Feb	Mar	Apr	May	Jun	Jul	Aug	Sep	Oct	Nov	Dec	Thru Mar	% Change	Total
Administrative Law	2024	-	1	1	-	-	-	-	-	-	-	-	-	2	-33%	2
	2023	-	1	2	-	3	-	1	1	-	1	1	-	3	▼	10
Capital Murder	2024	-	-	1	-	-	-	-	-	-	-	-	-	1	-90%	1
	2023	4	6	-	1	3	-	2	-	-	-	-	-	10	▼	16
Contested Divorce	2024	6	8	11	-	-	-	-	-	-	-	-	-	25	-11%	25
	2023	8	9	11	10	10	7	8	8	11	6	7	8	28	▼	103
Domestic and Family - Level 1	2024	12	16	10	-	-	-	-	-	-	-	-	-	38	9%	38
	2023	10	11	14	14	4	3	4	14	4	17	17	17	35	▲	129
Domestic and Family - Level 2	2024	1	7	3	-	-	-	-	-	-	-	-	-	11	450%	11
	2023	-	-	2	2	2	2	1	2	7	1	2	6	2	▲	27
Felonies and Related Matters	2024	61	46	112	-	-	-	-	-	-	-	-	-	219	16%	219
	2023	61	88	40	88	107	78	79	129	66	91	49	71	189	▲	947
General Civil - Level 1	2024	-	2	5	-	-	-	-	-	-	-	-	-	7	75%	7
	2023	1	-	3	1	1	1	1	2	1	1	-	1	4	▲	13
General Civil - Level 2	2024	13	14	20	-	-	-	-	-	-	-	-	-	47	-22%	47
	2023	14	22	24	21	20	19	14	20	15	27	18	13	60	▼	227
General Civil - Level 3	2024	154	104	217	-	-	-	-	-	-	-	-	-	475	-13%	475
	2023	246	167	131	150	229	107	246	125	125	218	146	143	544	▼	2,033
Miscellaneous Civil	2024	224	237	209	-	-	-	-	-	-	-	-	-	670	-20%	670
	2023	303	254	280	236	175	146	146	179	160	186	194	167	837	▼	2,426
Misdemeanor	2024	25	32	25	-	-	-	-	-	-	-	-	-	82	-22%	82
	2023	34	41	30	36	45	27	37	55	53	25	33	50	105	▼	466
Other	2024	57	57	52	-	-	-	-	-	-	-	-	-	166	-45%	166
	2023	79	103	119	75	72	71	56	70	52	87	52	28	301	▼	864
Other Criminally Related Matters	2024	22	19	16	-	-	-	-	-	-	-	-	-	57	-42%	57
	2023	18	47	34	38	34	27	13	26	13	16	14	12	99	▼	292
Probates/Wills & Trusts - Level 1	2024	-	-	3	-	-	-	-	-	-	-	-	-	3	-25%	3
	2023	-	3	1	1	-	-	-	-	1	-	-	1	4	▼	7
Probates/Wills & Trusts - Level 2	2024	4	4	6	-	-	-	-	-	-	-	-	-	14	27%	14
	2023	3	3	5	6	1	2	4	3	2	3	4	2	11	▲	38
Protective Orders	2024	-	-	-	-	-	-	-	-	-	-	-	-	0	-100%	0
	2023	1	3	6	1	-	-	-	-	-	-	-	-	10	▼	11
Uncontested Divorce	2024	23	19	22	-	-	-	-	-	-	-	-	-	64	19%	64
	2023	12	18	24	21	16	18	21	16	11	21	12	19	54	▲	209

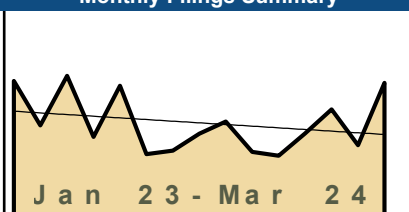
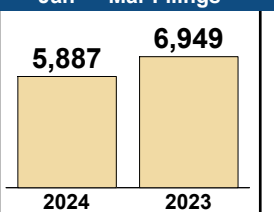
This report reflects data in the case management system. Numbers will update accordingly as reports are refreshed and posted.

CPSS-CCMS-10.01 CASELOAD STATISTICS OF THE CIRCUIT COURTS

Norfolk

January 2023 -- March 2024 Filings

Alexandria and Fairfax Circuit are not Included in State Totals

Dashboard	Monthly Filings Summary	Jan --- Mar Filings
<p>Court: Norfolk Circuit Start/End Date: Jan-23 / Mar-24 2023 Average Month: 1,717 Jan-Mar 2023: 6,949 Filings Trending: ▼</p>	<p>Circuit/Court ID: 4 204710 Type of Case: Filings 2024 Average Month: 1,962 Jan-Mar 2024 : 5,887 Overall AVG. Month: 1,766</p>	 <p style="text-align: center;">Jan 23 - Mar 24</p>
		 <p style="text-align: center;">2024: 5,887 2023: 6,949</p>

Filings by Division																
Divisions		Jan	Feb	Mar	Apr	May	Jun	Jul	Aug	Sep	Oct	Nov	Dec	Thru Mar	% Change	Total
Total	2024	2,022	1,337	2,528	-	-	-	-	-	-	-	-	-	5,887	-15%	5,887
	2023	2,565	1,720	2,664	1,500	2,471	1,170	1,235	1,561	1,791	1,215	1,141	1,566	6,949	▼	20,599
Civil	2024	381	407	437	-	-	-	-	-	-	-	-	-	1,225	-5%	1,225
	2023	399	410	480	382	417	433	374	464	374	407	365	353	1,289	▼	4,858
Criminal	2024	382	359	394	-	-	-	-	-	-	-	-	-	1,135	-7%	1,135
	2023	428	382	414	353	399	369	393	435	335	339	373	359	1,224	▼	4,579
Concealed Handgun Permits	2024	224	239	202	-	-	-	-	-	-	-	-	-	665	-19%	665
	2023	267	243	314	251	240	186	204	200	182	192	170	193	824	▼	2,642
Miscellaneous/Other	2024	1,033	330	1,488	-	-	-	-	-	-	-	-	-	2,851	-21%	2,851
	2023	1,469	684	1,455	514	1,414	181	262	460	900	272	233	660	3,608	▼	8,504
Others	2024	2	2	7	-	-	-	-	-	-	-	-	-	11	175%	11
	2023	2	1	1	-	1	1	2	2	-	5	-	1	4	▲	16

Filings by Case Category																
Case Categories		Jan	Feb	Mar	Apr	May	Jun	Jul	Aug	Sep	Oct	Nov	Dec	Thru Mar	% Change	Total
Administrative Law	2024	5	3	10	-	-	-	-	-	-	-	-	-	18	38%	18
	2023	8	2	3	1	9	1	1	7	8	1	-	4	13	▲	45
Capital Murder	2024	1	-	1	-	-	-	-	-	-	-	-	-	2	2	2
	2023	-	-	-	-	-	-	3	-	-	-	-	-	0	↔	3
Contested Divorce	2024	86	72	75	-	-	-	-	-	-	-	-	-	233	-8%	233
	2023	81	76	97	87	92	87	62	75	71	77	82	82	254	▼	969
Domestic and Family - Level 1	2024	46	46	41	-	-	-	-	-	-	-	-	-	133	15%	133
	2023	42	39	35	11	29	30	15	49	32	24	10	23	116	▲	339
Domestic and Family - Level 2	2024	37	16	51	-	-	-	-	-	-	-	-	-	104	9%	104
	2023	39	18	38	13	48	7	4	19	34	13	9	23	95	▲	265
Felonies and Related Matters	2024	283	242	265	-	-	-	-	-	-	-	-	-	790	-1%	790
	2023	312	223	265	259	290	234	290	274	217	232	254	258	800	▼	3,108
General Civil - Level 1	2024	3	3	5	-	-	-	-	-	-	-	-	-	11	-35%	11
	2023	7	3	7	6	7	12	1	3	6	3	6	4	17	▼	65
General Civil - Level 2	2024	47	42	61	-	-	-	-	-	-	-	-	-	150	6%	150
	2023	36	51	54	36	43	51	37	62	52	47	41	36	141	▲	546
General Civil - Level 3	2024	158	41	223	-	-	-	-	-	-	-	-	-	422	33%	422
	2023	137	24	156	31	225	55	33	81	134	46	42	72	317	▲	1,036
Miscellaneous Civil	2024	940	489	1,323	-	-	-	-	-	-	-	-	-	2,752	-27%	2,752
	2023	1,430	821	1,503	705	1,307	330	420	557	887	395	347	695	3,754	▼	9,397
Misdemeanor	2024	58	75	90	-	-	-	-	-	-	-	-	-	223	-30%	223
	2023	85	122	111	60	85	73	61	98	65	59	70	53	318	▼	942
Other	2024	105	62	56	-	-	-	-	-	-	-	-	-	223	-34%	223
	2023	136	107	95	59	55	41	45	37	36	64	51	54	338	▼	780
Other Criminally Related Matters	2024	47	46	47	-	-	-	-	-	-	-	-	-	140	9%	140
	2023	40	45	44	45	34	65	44	70	56	50	54	48	129	▲	595
Probates/Wills & Trusts - Level 1	2024	3	-	7	-	-	-	-	-	-	-	-	-	10	150%	10
	2023	2	-	2	-	6	1	3	2	5	4	2	2	4	▲	29
Probates/Wills & Trusts - Level 2	2024	26	10	55	-	-	-	-	-	-	-	-	-	91	6%	91
	2023	34	17	35	17	49	5	12	22	23	14	11	29	86	▲	268
Protective Orders	2024	4	6	7	-	-	-	-	-	-	-	-	-	17	42%	17
	2023	3	3	6	-	6	3	6	9	3	5	7	7	12	▲	58
Uncontested Divorce	2024	173	184	211	-	-	-	-	-	-	-	-	-	568	2%	568
	2023	173	169	213	170	186	175	198	196	162	181	155	176	555	▲	2,154

This report reflects data in the case management system. Numbers will update accordingly as reports are refreshed and posted.

CPSS-CCMS-10.01 CASELOAD STATISTICS OF THE CIRCUIT COURTS

Isle of Wight

January 2023 -- March 2024 Filings

Alexandria and Fairfax Circuit are not Included in State Totals

Dashboard		Monthly Filings Summary		Jan --- Mar Filings	
<p>Court: Isle of Wight Circuit Start/End Date: Jan-23 / Mar-24 2023 Average Month: 162 Jan-Mar 2023: 643 Filings Trending: ▼</p>	<p>Circuit/Court ID: 5 205093 Type of Case: Filings 2024 Average Month: 176 Jan-Mar 2024 : 527 Overall AVG. Month: 165</p>	<p>Jan 23 - Mar 24</p>		<p>2024: 527, 2023: 643</p>	

Filings by Division																
Divisions		Jan	Feb	Mar	Apr	May	Jun	Jul	Aug	Sep	Oct	Nov	Dec	Thru Mar	% Change	Total
Total	2024	184	157	186	-	-	-	-	-	-	-	-	-	527	-18%	527
	2023	221	161	261	151	143	151	128	148	118	172	149	145	643	▼	1,948
Civil	2024	19	33	24	-	-	-	-	-	-	-	-	-	76	13%	76
	2023	27	17	23	25	16	24	15	18	16	23	14	24	67	▲	242
Criminal	2024	56	38	36	-	-	-	-	-	-	-	-	-	130	17%	130
	2023	29	17	65	15	29	43	15	33	25	45	53	36	111	▲	405
Concealed Handgun Permits	2024	90	63	101	-	-	-	-	-	-	-	-	-	254	-29%	254
	2023	126	112	121	87	70	52	67	70	50	82	65	64	359	▼	966
Miscellaneous/Other	2024	19	23	24	-	-	-	-	-	-	-	-	-	66	-37%	66
	2023	38	15	52	24	28	31	31	27	27	22	17	21	105	▼	333
Others	2024	-	-	1	-	-	-	-	-	-	-	-	-	1	0%	1
	2023	1	-	-	-	-	1	-	-	-	-	-	-	1	↔	2

Filings by Case Category																
Case Categories		Jan	Feb	Mar	Apr	May	Jun	Jul	Aug	Sep	Oct	Nov	Dec	Thru Mar	% Change	Total
Administrative Law	2024	-	-	-	-	-	-	-	-	-	-	-	-	0	-100%	0
	2023	1	-	-	-	-	-	-	-	1	-	-	-	1	▼	2
Contested Divorce	2024	-	5	1	-	-	-	-	-	-	-	-	-	6	-25%	6
	2023	2	2	4	5	3	1	1	4	4	7	1	1	8	▼	35
Domestic and Family - Level 1	2024	4	5	3	-	-	-	-	-	-	-	-	-	12	33%	12
	2023	7	-	2	2	2	3	1	2	-	-	2	-	9	▲	21
Domestic and Family - Level 2	2024	-	4	2	-	-	-	-	-	-	-	-	-	6	20%	6
	2023	2	-	3	-	-	2	-	-	2	-	-	4	5	▲	13
Felonies and Related Matters	2024	36	16	23	-	-	-	-	-	-	-	-	-	75	-5%	75
	2023	19	16	44	11	23	31	9	22	12	27	36	24	79	▼	274
General Civil - Level 1	2024	-	-	1	-	-	-	-	-	-	-	-	-	1	1	1
	2023	-	-	-	-	-	1	-	-	-	-	-	1	0	↔	3
General Civil - Level 2	2024	8	6	9	-	-	-	-	-	-	-	-	-	23	77%	23
	2023	4	4	5	3	2	3	2	1	-	4	2	1	13	▲	31
General Civil - Level 3	2024	2	4	2	-	-	-	-	-	-	-	-	-	8	0%	8
	2023	5	2	1	5	3	4	7	3	1	3	2	4	8	↔	40
Miscellaneous Civil	2024	106	81	122	-	-	-	-	-	-	-	-	-	309	-26%	309
	2023	146	120	150	101	86	76	84	88	67	95	76	77	416	▼	1,166
Misdemeanor	2024	14	17	9	-	-	-	-	-	-	-	-	-	40	208%	40
	2023	5	-	8	3	4	2	3	5	5	15	11	5	13	▲	66
Other	2024	2	2	1	-	-	-	-	-	-	-	-	-	5	-89%	5
	2023	18	7	21	12	10	8	11	8	11	8	6	5	46	▼	125
Other Criminally Related Matters	2024	6	5	4	-	-	-	-	-	-	-	-	-	15	-32%	15
	2023	6	3	13	1	3	10	3	6	8	4	6	7	22	▼	70
Probates/Wills & Trusts - Level 1	2024	-	-	-	-	-	-	-	-	-	-	-	-	0	0	0
	2023	-	-	-	-	-	-	-	-	-	-	-	2	0	↔	2
Probates/Wills & Trusts - Level 2	2024	2	2	4	-	-	-	-	-	-	-	-	-	8	100%	8
	2023	1	1	2	-	1	1	-	-	1	1	1	6	4	▲	15
Uncontested Divorce	2024	4	10	5	-	-	-	-	-	-	-	-	-	19	0%	19
	2023	5	6	8	8	6	9	7	9	6	8	5	8	19	↔	85

This report reflects data in the case management system. Numbers will update accordingly as reports are refreshed and posted.

Dashboard		Monthly Filings Summary		Jan --- Mar Filings	
Court: Southampton Circuit	Circuit/Court ID: 5 205175				
Start/End Date: Jan-23 / Mar-24	Type of Case: Filings				
2023 Average Month: 177	2024 Average Month: 171				
Jan-Mar 2023: 635	Jan-Mar 2024 : 513				
Filings Trending: ▼	Overall AVG. Month: 176				

Filings by Division																
Divisions		Jan	Feb	Mar	Apr	May	Jun	Jul	Aug	Sep	Oct	Nov	Dec	Thru Mar	% Change	Total
Total	2024	180	197	136	-	-	-	-	-	-	-	-	-	513	-19%	513
	2023	212	205	218	210	199	126	178	189	147	159	130	152	635	▼	2,125
Civil	2024	15	24	19	-	-	-	-	-	-	-	-	-	58	38%	58
	2023	13	15	14	34	16	14	22	27	18	12	17	15	42	▲	217
Criminal	2024	83	91	63	-	-	-	-	-	-	-	-	-	237	-15%	237
	2023	91	102	87	104	105	51	98	79	57	66	65	63	280	▼	968
Concealed Handgun Permits	2024	42	57	33	-	-	-	-	-	-	-	-	-	132	-42%	132
	2023	80	60	87	44	43	36	31	48	37	52	32	53	227	▼	603
Miscellaneous/ Other	2024	40	25	21	-	-	-	-	-	-	-	-	-	86	0%	86
	2023	28	28	30	28	35	25	27	34	35	29	16	21	86	↔	336
Others	2024	-	-	-	-	-	-	-	-	-	-	-	-	0	0	0
	2023	-	-	-	-	-	-	-	1	-	-	-	-	0	↔	1


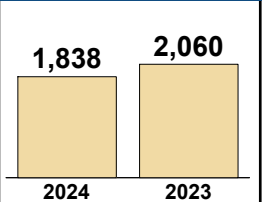
Filings by Case Category																
Case Categories		Jan	Feb	Mar	Apr	May	Jun	Jul	Aug	Sep	Oct	Nov	Dec	Thru Mar	% Change	Total
Administrative Law	2024	-	-	-	-	-	-	-	-	-	-	-	-	0	0	0
	2023	-	-	-	-	-	-	-	1	-	-	-	-	0	↔	1
Contested Divorce	2024	1	4	2	-	-	-	-	-	-	-	-	-	7	0%	7
	2023	2	4	1	3	-	1	2	2	3	1	2	2	7	↔	23
Domestic and Family - Level 1	2024	-	1	-	-	-	-	-	-	-	-	-	-	1	0%	1
	2023	-	-	1	1	2	-	1	3	-	1	1	-	1	↔	10
Domestic and Family - Level 2	2024	-	-	1	-	-	-	-	-	-	-	-	-	1	1	1
	2023	-	-	-	1	-	-	1	1	1	1	-	-	0	↔	5
Felonies and Related Matters	2024	65	44	33	-	-	-	-	-	-	-	-	-	142	-24%	142
	2023	65	62	60	53	72	28	64	45	41	26	50	33	187	▼	599
General Civil - Level 1	2024	-	-	-	-	-	-	-	-	-	-	-	-	0	-100%	0
	2023	-	1	-	1	-	1	-	-	-	-	1	-	1	▼	4
General Civil - Level 2	2024	3	4	3	-	-	-	-	-	-	-	-	-	10	11%	10
	2023	1	4	4	3	5	2	1	8	4	2	2	6	9	▲	42
General Civil - Level 3	2024	7	12	4	-	-	-	-	-	-	-	-	-	23	188%	23
	2023	6	2	-	18	2	5	10	5	3	3	5	3	8	▲	62
Miscellaneous Civil	2024	57	69	47	-	-	-	-	-	-	-	-	-	173	-36%	173
	2023	92	75	104	61	59	47	44	62	53	68	40	63	271	▼	768
Misdemeanor	2024	13	24	12	-	-	-	-	-	-	-	-	-	49	-17%	49
	2023	16	29	14	37	22	15	15	27	9	16	11	20	59	▼	231
Other	2024	26	13	7	-	-	-	-	-	-	-	-	-	46	12%	46
	2023	16	11	14	12	18	17	16	22	19	14	13	12	41	▲	184
Other Criminally Related Matters	2024	5	23	18	-	-	-	-	-	-	-	-	-	46	35%	46
	2023	10	11	13	14	11	8	19	8	7	24	4	10	34	▲	139
Probates/Wills & Trusts - Level 1	2024	-	-	1	-	-	-	-	-	-	-	-	-	1	1	1
	2023	-	-	-	-	-	-	-	-	2	-	-	1	0	↔	3
Probates/Wills & Trusts - Level 2	2024	-	-	-	-	-	-	-	-	-	-	-	-	0	-100%	0
	2023	-	1	-	-	2	-	-	-	-	-	-	-	1	▼	3
Protective Orders	2024	-	-	-	-	-	-	-	-	-	-	-	-	0	-100%	0
	2023	1	-	-	2	-	-	-	-	-	-	-	-	1	▼	3
Uncontested Divorce	2024	3	3	8	-	-	-	-	-	-	-	-	-	14	-7%	14
	2023	3	5	7	4	6	2	5	5	5	2	2	2	15	▼	48

This report reflects data in the case management system. Numbers will update accordingly as reports are refreshed and posted.

CPSS-CCMS-10.01 CASELOAD STATISTICS OF THE CIRCUIT COURTS

January 2023 -- March 2024 Filings

Alexandria and Fairfax Circuit are not Included in State Totals

Dashboard	Monthly Filings Summary	Jan --- Mar Filings
<p>Court: Suffolk Circuit Start/End Date: Jan-23 / Mar-24 2023 Average Month: 618 Jan-Mar 2023: 2,060 Filings Trending: ▼</p>	<p>Circuit/Court ID: 5 205800 Type of Case: Filings 2024 Average Month: 613 Jan-Mar 2024 : 1,838 Overall AVG. Month: 617</p>	 <p style="text-align: center;">Jan 23 - Mar 24</p>
		 <p style="text-align: center;">2024 2023</p>

Filings by Division																
Divisions		Jan	Feb	Mar	Apr	May	Jun	Jul	Aug	Sep	Oct	Nov	Dec	Thru Mar	% Change	Total
Total	2024	679	608	551	-	-	-	-	-	-	-	-	-	1,838	-11%	1,838
	2023	808	566	686	566	668	830	498	632	592	582	571	421	2,060	▼	7,420
Civil	2024	64	86	71	-	-	-	-	-	-	-	-	-	221	0%	221
	2023	68	64	88	67	91	82	65	68	88	73	62	51	220	▲	867
Criminal	2024	317	251	243	-	-	-	-	-	-	-	-	-	811	-4%	811
	2023	372	213	264	203	330	499	211	334	286	285	290	140	849	▼	3,427
Concealed Handgun Permits	2024	175	174	155	-	-	-	-	-	-	-	-	-	504	-24%	504
	2023	246	187	232	198	139	152	156	138	129	142	152	144	665	▼	2,015
Miscellaneous/ Other	2024	122	94	81	-	-	-	-	-	-	-	-	-	297	-8%	297
	2023	121	102	101	98	108	96	66	91	89	81	66	86	324	▼	1,105
Others	2024	1	3	1	-	-	-	-	-	-	-	-	-	5	150%	5
	2023	1	-	1	-	-	1	-	1	-	1	1	-	2	▲	6

Filings by Case Category																
Case Categories		Jan	Feb	Mar	Apr	May	Jun	Jul	Aug	Sep	Oct	Nov	Dec	Thru Mar	% Change	Total
Administrative Law	2024	-	-	-	-	-	-	-	-	-	-	-	-	0	-100%	0
	2023	1	-	-	-	-	-	-	1	-	-	-	1	1	▼	3
Capital Murder	2024	-	-	1	-	-	-	-	-	-	-	-	-	1	0%	1
	2023	1	-	-	-	-	-	-	2	-	-	-	-	1	↔	3
Contested Divorce	2024	9	8	8	-	-	-	-	-	-	-	-	-	25	-14%	25
	2023	12	10	7	6	7	9	4	5	11	9	8	7	29	▼	95
Domestic and Family - Level 1	2024	8	10	3	-	-	-	-	-	-	-	-	-	21	24%	21
	2023	7	4	6	5	5	6	4	2	10	6	7	5	17	▲	67
Domestic and Family - Level 2	2024	4	12	10	-	-	-	-	-	-	-	-	-	26	-19%	26
	2023	11	6	15	7	10	11	8	6	7	5	5	4	32	▼	95
Felonies and Related Matters	2024	217	138	144	-	-	-	-	-	-	-	-	-	499	-5%	499
	2023	220	146	162	113	132	410	139	218	173	189	157	81	528	▼	2,140
General Civil - Level 1	2024	-	-	1	-	-	-	-	-	-	-	-	-	1	0%	1
	2023	1	-	-	-	2	2	1	-	1	2	1	-	1	↔	10
General Civil - Level 2	2024	10	16	23	-	-	-	-	-	-	-	-	-	49	14%	49
	2023	8	15	20	15	17	15	12	15	20	22	10	5	43	▲	174
General Civil - Level 3	2024	17	7	4	-	-	-	-	-	-	-	-	-	28	-7%	28
	2023	10	8	12	4	11	7	13	14	12	10	9	8	30	▼	118
Miscellaneous Civil	2024	217	222	207	-	-	-	-	-	-	-	-	-	646	-19%	646
	2023	299	225	275	245	185	191	196	185	168	183	186	183	799	▼	2,521
Misdemeanor	2024	80	90	76	-	-	-	-	-	-	-	-	-	246	-4%	246
	2023	127	55	74	83	185	71	55	98	92	65	116	41	256	▼	1,062
Other	2024	81	50	32	-	-	-	-	-	-	-	-	-	163	-12%	163
	2023	69	61	56	53	61	55	32	45	52	40	37	44	186	▼	605
Other Criminally Related Matters	2024	21	23	22	-	-	-	-	-	-	-	-	-	66	3%	66
	2023	24	12	28	10	21	19	17	16	21	31	17	18	64	▲	234
Probates/Wills & Trusts - Level 1	2024	1	1	-	-	-	-	-	-	-	-	-	-	2	-33%	2
	2023	2	1	-	1	-	-	-	-	-	-	-	-	3	▼	4
Probates/Wills & Trusts - Level 2	2024	2	9	1	-	-	-	-	-	-	-	-	-	12	50%	12
	2023	-	2	6	4	8	5	4	4	1	5	6	4	8	▲	49
Uncontested Divorce	2024	12	22	19	-	-	-	-	-	-	-	-	-	53	-15%	53
	2023	16	21	25	20	24	29	13	21	24	15	12	20	62	▼	240

This report reflects data in the case management system. Numbers will update accordingly as reports are refreshed and posted.

CPSS-CCMS-10.01 CASELOAD STATISTICS OF THE CIRCUIT COURTS

Brunswick

January 2023 -- March 2024 Filings

Alexandria and Fairfax Circuit are not Included in State Totals

Dashboard		Monthly Filings Summary		Jan --- Mar Filings	
Court: Brunswick Circuit	Circuit/Court ID: 6 206025				
Start/End Date: Jan-23 / Mar-24	Type of Case: Filings				
2023 Average Month: 101	2024 Average Month: 97				
Jan-Mar 2023: 351	Jan-Mar 2024 : 290				
Filings Trending: ▼	Overall AVG. Month: 100				

Filings by Division																
Divisions		Jan	Feb	Mar	Apr	May	Jun	Jul	Aug	Sep	Oct	Nov	Dec	Thru Mar	% Change	Total
Total	2024	91	113	86	-	-	-	-	-	-	-	-	-	290	-17%	290
	2023	123	151	77	112	86	85	79	152	78	86	107	76	351	▼	1,212
Civil	2024	3	7	1	-	-	-	-	-	-	-	-	-	11	-42%	11
	2023	7	5	7	15	4	6	7	5	3	10	13	12	19	▼	94
Criminal	2024	41	55	24	-	-	-	-	-	-	-	-	-	120	-37%	120
	2023	59	91	40	46	46	40	37	86	43	34	37	40	190	▼	599
Concealed Handgun Permits	2024	37	33	45	-	-	-	-	-	-	-	-	-	115	8%	115
	2023	51	43	12	30	17	28	22	45	23	16	42	15	106	▲	344
Miscellaneous/ Other	2024	10	18	16	-	-	-	-	-	-	-	-	-	44	22%	44
	2023	6	12	18	21	19	11	13	13	9	26	15	9	36	▲	172
Others	2024	-	-	-	-	-	-	-	-	-	-	-	-	0	0	0
	2023	-	-	-	-	-	-	-	3	-	-	-	-	0	↔	3

Filings by Case Category																
Case Categories		Jan	Feb	Mar	Apr	May	Jun	Jul	Aug	Sep	Oct	Nov	Dec	Thru Mar	% Change	Total
Administrative Law	2024	-	-	1	-	-	-	-	-	-	-	-	-	1	1	1
	2023	-	-	-	-	-	-	-	-	-	-	-	-	0	↔	0
Contested Divorce	2024	2	-	-	-	-	-	-	-	-	-	-	-	2	-33%	2
	2023	-	1	2	1	1	1	1	1	-	-	-	-	3	▼	8
Domestic and Family - Level 1	2024	-	-	-	-	-	-	-	-	-	-	-	-	0	-100%	0
	2023	2	-	-	9	-	-	-	2	-	4	-	3	2	▼	20
Domestic and Family - Level 2	2024	-	-	-	-	-	-	-	-	-	-	-	-	0	-100%	0
	2023	1	-	-	-	-	-	-	-	-	1	1	-	1	▼	3
Felonies and Related Matters	2024	14	29	17	-	-	-	-	-	-	-	-	-	60	-50%	60
	2023	32	65	24	20	20	25	16	51	21	9	13	9	121	▼	305
General Civil - Level 1	2024	-	-	-	-	2	-	-	-	-	-	-	-	0	0	0
	2023	-	-	-	-	-	-	-	-	-	-	1	-	1	↔	4
General Civil - Level 2	2024	-	1	1	-	-	-	-	-	-	-	-	-	2	-33%	2
	2023	1	1	1	2	2	2	-	1	1	1	2	2	3	▼	16
General Civil - Level 3	2024	-	-	-	-	-	-	-	-	-	-	-	-	0	-100%	0
	2023	2	2	1	1	-	1	2	-	1	1	2	2	5	▼	15
Miscellaneous Civil	2024	46	41	52	-	-	-	-	-	-	-	-	-	139	9%	139
	2023	54	52	21	37	26	37	33	54	26	33	47	20	127	▲	440
Misdemeanor	2024	24	23	5	-	-	-	-	-	-	-	-	-	52	-7%	52
	2023	23	25	8	16	14	9	16	26	19	18	17	9	56	▼	200
Other	2024	1	10	8	-	-	-	-	-	-	-	-	-	19	19%	19
	2023	2	4	10	14	7	1	3	7	6	10	10	3	16	▲	77
Other Criminally Related Matters	2024	3	3	2	-	-	-	-	-	-	-	-	-	8	-38%	8
	2023	4	1	8	10	12	6	5	9	4	7	13	27	13	▼	106
Probates/Wills & Trusts - Level 2	2024	-	1	-	-	-	-	-	-	-	-	-	-	1	1	1
	2023	-	-	-	-	1	-	-	2	-	-	-	-	0	↔	3
Protective Orders	2024	-	1	-	-	-	-	-	-	-	-	-	-	1	1	1
	2023	-	-	-	-	-	-	-	-	-	-	-	-	0	↔	0
Uncontested Divorce	2024	1	4	-	2	1	3	1	1	-	1	2	-	5	25%	5
	2023	2	-	2	2	1	3	1	1	-	1	2	-	4	▲	15

This report reflects data in the case management system. Numbers will update accordingly as reports are refreshed and posted.

CPSS-CCMS-10.01 CASELOAD STATISTICS OF THE CIRCUIT COURTS

Greenville

January 2023 -- March 2024 Filings

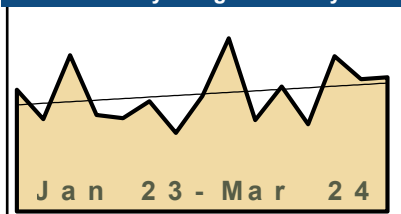
Alexandria and Fairfax Circuit are not Included in State Totals

Dashboard

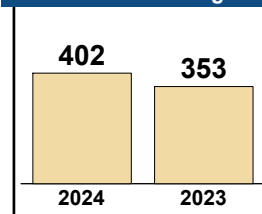
Court: Greenville Circuit
Start/End Date: Jan-23 / Mar-24
2023 Average Month: 107
Jan-Mar 2023: 353
Filings Trending: ▲

Circuit/Court ID: 6 206081
Type of Case: Filings
2024 Average Month: 134
Jan-Mar 2024 : 402
Overall AVG. Month: 112

Monthly Filings Summary



Jan --- Mar Filings



Filings by Division

Divisions		Jan	Feb	Mar	Apr	May	Jun	Jul	Aug	Sep	Oct	Nov	Dec	Thru Mar	% Change	Total
Total	2024	148	126	128	-	-	-	-	-	-	-	-	-	402	14%	402
	2023	116	88	149	92	89	105	75	110	165	87	119	83	353	▲	1,278
Civil	2024	10	10	11	-	-	-	-	-	-	-	-	-	31	35%	31
	2023	4	7	12	5	10	13	7	16	9	10	6	6	23	▲	105
Criminal	2024	98	68	62	-	-	-	-	-	-	-	-	-	228	23%	228
	2023	58	40	88	41	40	62	47	37	114	41	89	60	186	▲	717
Concealed Handgun Permits	2024	27	21	22	-	-	-	-	-	-	-	-	-	70	-20%	70
	2023	32	28	28	24	20	20	17	27	23	18	13	8	88	▼	258
Miscellaneous/ Other	2024	13	27	33	-	-	-	-	-	-	-	-	-	73	30%	73
	2023	22	13	21	21	18	10	4	30	18	18	11	9	56	▲	195
Others	2024	-	-	-	1	1	-	-	-	-	-	-	-	0	0	0
	2023	-	-	-	-	-	-	-	-	1	-	-	-	0	↔	3

Filings by Case Category

Case Categories		Jan	Feb	Mar	Apr	May	Jun	Jul	Aug	Sep	Oct	Nov	Dec	Thru Mar	% Change	Total
Administrative Law	2024	-	-	-	-	-	-	-	-	-	-	-	-	0	0	0
	2023	-	-	-	-	-	-	-	-	-	-	-	1	0	↔	1
Capital Murder	2024	-	-	-	-	-	-	-	-	-	-	-	-	0	-100%	0
	2023	-	-	1	-	1	-	-	-	-	-	-	-	1	▼	2
Contested Divorce	2024	1	1	2	-	-	-	-	-	-	-	-	-	4	100%	4
	2023	-	2	-	-	2	2	-	-	-	-	-	1	2	▲	7
Domestic and Family - Level 1	2024	-	-	1	-	-	-	-	-	-	-	-	-	1	-67%	1
	2023	-	1	2	1	-	-	1	3	2	2	-	-	3	▼	12
Domestic and Family - Level 2	2024	-	1	2	-	-	-	-	-	-	-	-	-	3	50%	3
	2023	1	-	1	-	-	4	-	-	-	2	-	1	2	▲	9
Felonies and Related Matters	2024	70	32	29	-	-	-	-	-	-	-	-	-	131	12%	131
	2023	35	27	55	25	30	44	24	21	65	28	59	44	117	▲	457
General Civil - Level 1	2024	-	-	-	-	-	-	-	-	-	-	-	-	0	0	0
	2023	-	-	-	-	-	-	-	-	-	-	1	-	0	↔	1
General Civil - Level 2	2024	6	4	2	-	-	-	-	-	-	-	-	-	12	100%	12
	2023	2	1	3	1	3	3	2	3	3	1	1	-	6	▲	23
General Civil - Level 3	2024	2	2	1	-	-	-	-	-	-	-	-	-	5	67%	5
	2023	2	1	-	-	2	-	1	6	5	3	1	-	3	▲	21
Miscellaneous Civil	2024	29	27	32	-	-	-	-	-	-	-	-	-	88	-23%	88
	2023	44	32	39	28	26	26	20	41	27	24	18	13	115	▼	338
Misdemeanor	2024	23	27	28	-	-	-	-	-	-	-	-	-	78	105%	78
	2023	13	10	15	14	9	17	14	9	40	11	28	13	38	▲	193
Other	2024	8	20	22	-	-	-	-	-	-	-	-	-	50	85%	50
	2023	8	8	11	18	14	5	2	18	14	10	5	4	27	▲	117
Other Criminally Related Matters	2024	7	9	5	-	-	-	-	-	-	-	-	-	21	-30%	21
	2023	10	3	17	2	1	1	9	7	9	4	2	4	30	▼	69
Probates/Wills & Trusts - Level 2	2024	1	-	1	-	-	-	-	-	-	-	-	-	2	100%	2
	2023	-	-	1	-	-	-	-	-	-	-	-	-	1	▲	1
Uncontested Divorce	2024	1	3	3	-	-	-	-	-	-	-	-	-	7	-13%	7
	2023	1	3	4	3	1	3	2	2	-	1	5	2	8	▼	27

This report reflects data in the case management system. Numbers will update accordingly as reports are refreshed and posted.

CPSS-CCMS-10.01 CASELOAD STATISTICS OF THE CIRCUIT COURTS

Prince George

January 2023 -- March 2024 Filings


Alexandria and Fairfax Circuit are not Included in State Totals

Dashboard

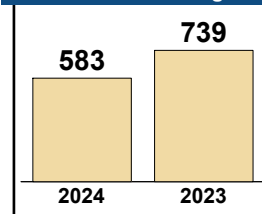
Court: Prince George Circuit
Start/End Date: Jan-23 / Mar-24
2023 Average Month: 188
Jan-Mar 2023: 739
Filings Trending: ▼

Circuit/Court ID: 6 206149
Type of Case: Filings
2024 Average Month: 194
Jan-Mar 2024 : 583
Overall AVG. Month: 189

Monthly Filings Summary



Jan --- Mar Filings



Filings by Division

Divisions	Jan	Feb	Mar	Apr	May	Jun	Jul	Aug	Sep	Oct	Nov	Dec	Thru Mar	% Change	Total
Total	166	177	240	-	-	-	-	-	-	-	-	-	583	-21%	583
2023	255	209	275	151	202	176	162	142	158	167	180	177	739	▼	2,254
Civil	16	24	30	-	-	-	-	-	-	-	-	-	70	-7%	70
2023	28	15	32	24	18	23	18	15	16	15	26	30	75	▼	260
Criminal	52	76	124	-	-	-	-	-	-	-	-	-	252	-18%	252
2023	105	87	115	48	102	60	74	62	84	74	82	88	307	▼	981
Concealed Handgun Permits	80	57	71	-	-	-	-	-	-	-	-	-	208	-34%	208
2023	113	97	106	71	64	79	60	50	47	66	61	46	316	▼	860
Miscellaneous/Other	9	15	15	-	-	-	-	-	-	-	-	-	39	-5%	39
2023	9	10	22	8	18	14	10	14	11	12	11	13	41	▼	152
Others	9	5	-	-	-	-	-	-	-	-	-	-	14	14	14
2023	-	-	-	-	-	-	-	1	-	-	-	-	0	↔	1

Filings by Case Category

Case Categories	Jan	Feb	Mar	Apr	May	Jun	Jul	Aug	Sep	Oct	Nov	Dec	Thru Mar	% Change	Total
Contested Divorce	3	1	4	-	-	-	-	-	-	-	-	-	8	0%	8
2023	3	1	4	9	2	2	4	5	3	2	2	1	8	↔	38
Domestic and Family - Level 1	1	3	5	-	-	-	-	-	-	-	-	-	9	50%	9
2023	3	1	2	5	-	5	3	1	1	3	5	9	6	▲	38
Domestic and Family - Level 2	1	-	1	-	-	-	-	-	-	-	-	-	2	-60%	2
2023	3	1	1	-	-	1	-	-	-	-	1	2	5	▼	9
Felonies and Related Matters	31	36	74	-	-	-	-	-	-	-	-	-	141	-17%	141
2023	51	44	74	27	65	39	53	42	57	49	57	60	169	▼	618
General Civil - Level 1	-	1	-	-	-	-	-	-	-	-	-	-	1	1	1
2023	-	-	-	-	2	1	-	-	2	-	1	-	0	↔	6
General Civil - Level 2	2	6	6	-	-	-	-	-	-	-	-	-	14	-7%	14
2023	5	4	6	1	6	6	3	1	3	4	5	8	15	▼	52
General Civil - Level 3	4	-	1	-	-	-	-	-	-	-	-	-	5	-69%	5
2023	9	2	5	-	2	5	4	3	1	4	3	1	16	▼	39
Miscellaneous Civil	89	71	86	-	-	-	-	-	-	-	-	-	246	-31%	246
2023	122	106	127	79	78	92	70	64	57	75	71	59	355	▼	1,000
Misdemeanor	17	34	45	-	-	-	-	-	-	-	-	-	96	-24%	96
2023	49	40	38	17	34	19	16	14	24	22	23	22	127	▼	318
Other	9	5	1	-	-	-	-	-	-	-	-	-	15	650%	15
2023	2	-	-	-	1	-	-	1	-	-	-	1	2	▲	5
Other Criminally Related Matters	4	6	6	-	-	-	-	-	-	-	-	-	16	45%	16
2023	5	3	3	4	4	3	5	6	3	3	2	7	11	▲	48
Probates/Wills & Trusts - Level 1	-	-	2	-	-	-	-	-	-	-	-	-	2	100%	2
2023	-	1	-	-	-	-	-	-	-	-	-	-	1	▲	1
Probates/Wills & Trusts - Level 2	-	3	1	-	-	-	-	-	-	-	-	-	4	100%	4
2023	-	2	-	1	1	-	-	1	-	-	-	1	2	▲	6
Protective Orders	-	1	-	-	-	-	-	-	-	-	-	-	1	1	1
2023	-	-	-	-	-	-	-	-	-	-	-	3	0	↔	3
Uncontested Divorce	5	10	8	-	-	-	-	-	-	-	-	-	23	5%	23
2023	3	4	15	8	7	3	4	4	7	5	10	3	22	▲	73

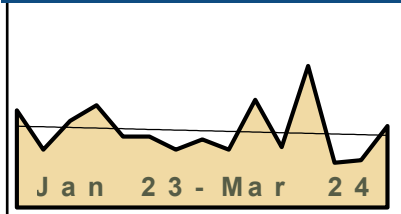
This report reflects data in the case management system. Numbers will update accordingly as reports are refreshed and posted.

Dashboard

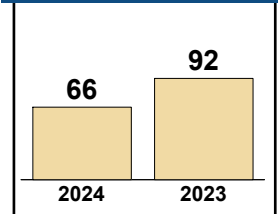
Court: Surry Circuit
Start/End Date: Jan-23 / Mar-24
2023 Average Month: 31
Jan-Mar 2023: 92
Filings Trending: ▼

Circuit/Court ID: 6 206181
Type of Case: Filings
2024 Average Month: 22
Jan-Mar 2024 : 66
Overall AVG. Month: 29

Monthly Filings Summary



Jan --- Mar Filings



Filings by Division

Divisions	Jan	Feb	Mar	Apr	May	Jun	Jul	Aug	Sep	Oct	Nov	Dec	Thru Mar	% Change	Total
Total	17	18	31	-	-	-	-	-	-	-	-	-	66	-28%	66
2023	37	22	33	39	27	27	22	26	22	41	23	54	92	▼	373
Civil	1	2	6	-	-	-	-	-	-	-	-	-	9	50%	9
2023	3	-	3	6	3	3	2	3	3	3	1	2	6	▲	32
Criminal	-	1	2	-	-	-	-	-	-	-	-	-	3	-83%	3
2023	2	8	8	2	8	7	3	9	4	21	1	30	18	▼	103
Concealed Handgun Permits	14	14	14	-	-	-	-	-	-	-	-	-	42	-30%	42
2023	28	12	20	27	12	11	12	11	13	13	12	16	60	▼	187
Miscellaneous/Other	2	1	9	-	-	-	-	-	-	-	-	-	12	50%	12
2023	4	2	2	4	4	6	5	3	2	4	9	6	8	▲	51

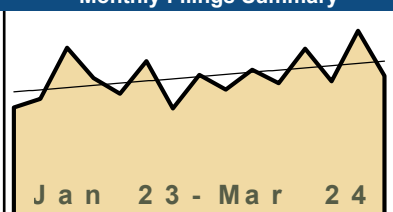
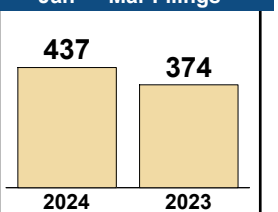
Filings by Case Category

Case Categories	Jan	Feb	Mar	Apr	May	Jun	Jul	Aug	Sep	Oct	Nov	Dec	Thru Mar	% Change	Total
Contested Divorce	1	-	1	-	-	-	-	-	-	-	-	-	2	2	2
2023	-	-	-	-	-	-	-	-	-	1	-	-	0	↔	1
Domestic and Family - Level 1	-	-	-	-	-	-	-	-	-	-	-	-	0	-100%	0
2023	-	-	2	-	-	-	-	1	-	1	-	1	2	▼	5
Domestic and Family - Level 2	-	-	1	-	-	-	-	-	-	-	-	-	1	1	1
2023	-	-	-	-	-	1	-	-	-	-	-	-	0	↔	1
Felonies and Related Matters	-	-	1	-	-	-	-	-	-	-	-	-	1	-93%	1
2023	2	7	6	-	7	4	-	4	1	15	-	27	15	▼	73
General Civil - Level 2	-	2	4	-	-	-	-	-	-	-	-	-	6	200%	6
2023	1	-	1	4	-	1	1	-	-	-	-	1	2	▲	9
General Civil - Level 3	-	-	4	-	-	-	-	-	-	-	-	-	4	300%	4
2023	-	-	-	2	1	1	-	1	-	1	1	1	1	▲	9
Miscellaneous Civil	16	15	18	-	-	-	-	-	-	-	-	-	49	-27%	49
2023	31	14	22	29	15	17	17	13	15	17	20	22	67	▼	232
Misdemeanor	-	1	2	1	1	3	3	4	3	6	1	2	1	-67%	1
2023	-	1	2	1	1	3	3	4	3	6	1	2	3	▼	27
Other	-	-	-	1	-	-	-	-	-	-	-	-	0	0	0
2023	-	-	-	-	-	-	-	-	-	-	-	-	0	↔	1
Other Criminally Related Matters	-	1	-	-	-	-	-	-	-	-	-	-	1	1	1
2023	-	-	-	1	-	-	-	-	1	-	-	1	0	↔	3
Probates/Wills & Trusts - Level 2	-	-	-	-	-	-	-	-	-	-	-	-	0	-100%	0
2023	1	-	-	-	-	-	-	-	-	-	-	-	1	▼	1
Protective Orders	-	-	-	-	-	-	-	-	-	-	-	-	0	0	0
2023	-	-	-	-	-	-	-	1	-	-	-	-	0	↔	1
Uncontested Divorce	-	-	1	-	-	-	-	-	-	-	-	-	1	0%	1
2023	1	-	-	1	3	-	1	1	3	-	-	-	1	↔	10

Dashboard		Monthly Filings Summary		Jan --- Mar Filings	
<p>Court: Sussex Circuit Start/End Date: Jan-23 / Mar-24 2023 Average Month: 62 Jan-Mar 2023: 210 Filings Trending: ▼</p>	<p>Circuit/Court ID: 6 206183 Type of Case: Filings 2024 Average Month:52 Jan-Mar 2024 : 157 Overall AVG. Month: 60</p>	<p style="font-weight: bold; font-size: 1.2em;">Jan 23 - Mar 24</p>		<p style="font-weight: bold; font-size: 1.2em;">157 210</p> <p style="font-weight: bold;">2024 2023</p>	

Filings by Division																
Divisions		Jan	Feb	Mar	Apr	May	Jun	Jul	Aug	Sep	Oct	Nov	Dec	Thru Mar	% Change	Total
Total	2024	44	54	59	-	-	-	-	-	-	-	-	-	157	-25%	157
	2023	70	73	67	85	66	58	45	75	37	59	39	68	210	▼	742
Civil	2024	4	1	7	-	-	-	-	-	-	-	-	-	12	9%	12
	2023	4	1	6	8	12	3	3	2	4	7	1	4	11	▲	55
Criminal	2024	21	29	21	-	-	-	-	-	-	-	-	-	71	-37%	71
	2023	31	50	32	56	28	34	27	48	17	32	5	38	113	▼	398
Concealed Handgun Permits	2024	16	18	16	-	-	-	-	-	-	-	-	-	50	-24%	50
	2023	26	18	22	15	21	16	9	20	11	16	26	19	66	▼	219
Miscellaneous/ Other	2024	3	6	15	-	-	-	-	-	-	-	-	-	24	20%	24
	2023	9	4	7	6	5	5	6	5	5	4	7	7	20	▲	70

Filings by Case Category																
Case Categories		Jan	Feb	Mar	Apr	May	Jun	Jul	Aug	Sep	Oct	Nov	Dec	Thru Mar	% Change	Total
Administrative Law	2024	-	-	-	-	-	-	-	-	-	-	-	-	0	0	0
	2023	-	-	-	-	-	-	-	1	-	-	-	-	0	↔	1
Contested Divorce	2024	2	-	2	-	-	-	-	-	-	-	-	-	4	300%	4
	2023	-	-	1	1	-	-	-	2	-	-	2	-	1	▲	7
Domestic and Family - Level 1	2024	-	-	-	-	-	-	-	-	-	-	-	-	0	-100%	0
	2023	1	-	-	-	-	-	-	-	2	3	-	-	1	▼	6
Domestic and Family - Level 2	2024	-	-	-	-	-	-	-	-	-	-	-	-	0	0	0
	2023	-	-	-	-	2	-	-	-	-	-	-	-	0	↔	2
Felonies and Related Matters	2024	18	13	14	-	-	-	-	-	-	-	-	-	45	-38%	45
	2023	26	26	21	43	18	19	25	35	13	20	3	17	73	▼	266
General Civil - Level 1	2024	-	-	-	-	-	-	-	-	-	-	-	-	0	0	0
	2023	-	-	-	-	-	-	-	1	-	-	-	-	0	↔	1
General Civil - Level 2	2024	-	1	5	-	-	-	-	-	-	-	-	-	6	20%	6
	2023	1	-	4	4	4	3	1	-	-	2	-	-	5	▲	19
General Civil - Level 3	2024	1	1	3	-	-	-	-	-	-	-	-	-	5	150%	5
	2023	2	-	2	-	-	-	1	1	1	-	1	1	2	▲	9
Miscellaneous Civil	2024	19	23	27	-	-	-	-	-	-	-	-	-	69	-19%	69
	2023	34	22	29	19	26	20	13	24	16	18	33	25	85	▼	279
Misdemeanor	2024	3	7	4	-	-	-	-	-	-	-	-	-	14	-52%	14
	2023	3	15	11	14	6	13	1	7	3	5	1	16	29	▼	95
Other	2024	-	-	-	-	-	-	-	-	-	-	-	-	0	-100%	0
	2023	-	1	-	-	1	-	-	-	-	-	-	-	1	▼	2
Other Criminally Related Matters	2024	-	9	3	-	-	-	-	-	-	-	-	-	12	9%	12
	2023	2	9	-	-	4	2	1	6	1	7	1	5	11	▲	38
Probates/Wills & Trusts - Level 2	2024	-	-	-	-	-	-	-	-	-	-	-	-	0	0	0
	2023	-	-	-	-	-	-	1	-	-	-	-	1	0	↔	2
Uncontested Divorce	2024	1	-	1	-	-	-	-	-	-	-	-	-	2	0%	2
	2023	1	-	1	2	5	1	-	-	1	2	-	2	2	↔	15

Dashboard		Monthly Filings Summary		Jan --- Mar Filings	
<p>Court: Hopewell Circuit Start/End Date: Jan-23 / Mar-24 2023 Average Month: 129 Jan-Mar 2023: 374 Filings Trending: ▲</p>	<p>Circuit/Court ID: 6 206670 Type of Case: Filings 2024 Average Month: 146 Jan-Mar 2024 : 437 Overall AVG. Month: 132</p>				


Filings by Division																
Divisions		Jan	Feb	Mar	Apr	May	Jun	Jul	Aug	Sep	Oct	Nov	Dec	Thru Mar	% Change	Total
Total	2024	128	176	133	-	-	-	-	-	-	-	-	-	437	17%	437
	2023	103	111	160	131	116	147	102	134	120	139	126	159	374	▲	1,548
Civil	2024	23	20	12	-	-	-	-	-	-	-	-	-	55	25%	55
	2023	10	20	14	14	30	14	15	30	21	8	21	18	44	▲	215
Criminal	2024	57	105	71	-	-	-	-	-	-	-	-	-	233	33%	233
	2023	45	40	90	65	50	100	65	62	72	95	84	113	175	▲	881
Concealed Handgun Permits	2024	43	36	37	-	-	-	-	-	-	-	-	-	116	8%	116
	2023	37	36	34	45	30	21	14	28	22	25	15	21	107	▲	328
Miscellaneous/ Other	2024	5	15	13	-	-	-	-	-	-	-	-	-	33	-30%	33
	2023	10	15	22	7	5	12	8	14	5	11	6	6	47	▼	121
Others	2024	-	-	-	-	-	-	-	-	-	-	-	-	0	-100%	0
	2023	1	-	-	-	1	-	-	-	-	-	-	1	1	▼	3

Filings by Case Category																
Case Categories		Jan	Feb	Mar	Apr	May	Jun	Jul	Aug	Sep	Oct	Nov	Dec	Thru Mar	% Change	Total
Capital Murder	2024	1	-	-	-	-	-	-	-	-	-	-	-	1	1	1
	2023	-	-	-	-	-	-	-	-	-	-	-	-	0	↔	0
Contested Divorce	2024	1	2	2	-	-	-	-	-	-	-	-	-	5	400%	5
	2023	1	-	-	2	3	-	1	6	2	-	1	-	1	▲	16
Domestic and Family - Level 1	2024	3	-	1	-	-	-	-	-	-	-	-	-	4	0%	4
	2023	3	-	1	2	9	3	5	7	4	-	4	2	4	↔	40
Domestic and Family - Level 2	2024	-	2	-	-	-	-	-	-	-	-	-	-	2	-60%	2
	2023	1	2	2	3	-	2	2	1	2	-	4	1	5	▼	20
Felonies and Related Matters	2024	36	63	39	-	-	-	-	-	-	-	-	-	138	3%	138
	2023	34	33	67	52	27	58	39	48	52	70	64	65	134	▲	609
General Civil - Level 1	2024	-	1	1	-	-	-	-	-	-	-	-	-	2	100%	2
	2023	-	1	-	-	1	1	-	1	1	-	-	-	1	▲	5
General Civil - Level 2	2024	5	5	2	-	-	-	-	-	-	-	-	-	12	20%	12
	2023	2	6	2	1	4	1	3	3	3	3	2	2	10	▲	32
General Civil - Level 3	2024	10	6	2	-	-	-	-	-	-	-	-	-	18	125%	18
	2023	1	3	4	1	6	-	2	4	5	3	7	6	8	▲	42
Miscellaneous Civil	2024	48	51	50	-	-	-	-	-	-	-	-	-	149	-1%	149
	2023	47	50	54	52	35	33	22	42	26	33	20	27	151	▼	441
Misdemeanor	2024	19	41	22	-	-	-	-	-	-	-	-	-	82	122%	82
	2023	11	6	20	10	22	42	21	10	17	23	18	48	37	▲	248
Other	2024	1	1	2	-	-	-	-	-	-	-	-	-	4	-20%	4
	2023	2	3	-	-	2	1	-	1	-	-	-	1	5	▼	10
Other Criminally Related Matters	2024	2	2	10	-	-	-	-	-	-	-	-	-	14	250%	14
	2023	-	1	3	3	1	-	5	4	3	2	2	5	4	▲	29
Probates/Wills & Trusts - Level 2	2024	1	-	-	-	-	-	-	-	-	-	-	-	1	0%	1
	2023	1	-	-	-	1	-	1	-	-	1	-	-	1	↔	4
Protective Orders	2024	-	-	-	-	-	-	-	-	-	-	-	-	0	-100%	0
	2023	-	2	1	-	1	-	-	1	1	2	-	-	3	▼	8
Uncontested Divorce	2024	1	2	2	-	-	-	-	-	-	-	-	-	5	-50%	5
	2023	-	4	6	5	4	6	1	6	4	2	4	2	10	▼	44

CPSS-CCMS-10.01 CASELOAD STATISTICS OF THE CIRCUIT COURTS

January 2023 -- March 2024 Filings

Alexandria and Fairfax Circuit are not Included in State Totals

Dashboard		Monthly Filings Summary		Jan --- Mar Filings	
<p>Court: Newport News Circuit Start/End Date: Jan-23 / Mar-24 2023 Average Month: 921 Jan-Mar 2023: 2,883 Filings Trending: ↔</p>	<p>Circuit/Court ID: 7 207700 Type of Case: Filings 2024 Average Month: 967 Jan-Mar 2024 : 2,902 Overall AVG. Month: 930</p>	 <p style="text-align: center; font-weight: bold; font-size: 1.2em;">Jan 23 - Mar 24</p>		<p style="font-size: 1.5em; font-weight: bold;">2,902</p> <div style="background-color: #f0e68c; width: 100px; height: 100px; margin: 0 auto;"></div> <p style="text-align: center; font-weight: bold;">2024</p>	<p style="font-size: 1.5em; font-weight: bold;">2,883</p> <div style="background-color: #f0e68c; width: 100px; height: 100px; margin: 0 auto;"></div> <p style="text-align: center; font-weight: bold;">2023</p>

Filings by Division																
Divisions		Jan	Feb	Mar	Apr	May	Jun	Jul	Aug	Sep	Oct	Nov	Dec	Thru Mar	% Change	Total
Total	2024	961	861	1,080	-	-	-	-	-	-	-	-	-	2,902	1%	2,902
	2023	953	852	1,078	807	908	1,021	844	1,048	941	932	870	796	2,883	▲	11,050
Civil	2024	164	108	166	-	-	-	-	-	-	-	-	-	438	4%	438
	2023	125	119	179	153	133	184	132	153	128	161	116	96	423	▲	1,679
Criminal	2024	357	355	396	-	-	-	-	-	-	-	-	-	1,108	0%	1,108
	2023	405	335	371	263	374	393	360	415	382	360	365	379	1,111	▼	4,402
Concealed Handgun Permits	2024	225	210	204	-	-	-	-	-	-	-	-	-	639	-20%	639
	2023	270	238	287	226	184	200	168	205	189	176	158	156	795	▼	2,457
Miscellaneous/ Other	2024	211	188	310	-	-	-	-	-	-	-	-	-	709	29%	709
	2023	151	160	239	165	216	243	183	275	240	234	229	165	550	▲	2,500
Others	2024	4	-	4	-	-	-	-	-	-	-	-	-	8	100%	8
	2023	2	-	2	-	1	1	1	-	2	1	2	-	4	▲	12

Filings by Case Category																
Case Categories		Jan	Feb	Mar	Apr	May	Jun	Jul	Aug	Sep	Oct	Nov	Dec	Thru Mar	% Change	Total
Administrative Law	2024	1	-	-	-	-	-	-	-	-	-	-	-	1	0%	1
	2023	1	-	-	1	1	-	1	-	-	-	1	-	1	↔	5
Capital Murder	2024	-	-	-	-	-	-	-	-	-	-	-	-	0	-100%	0
	2023	1	-	-	-	-	-	-	-	-	-	-	-	1	▼	1
Contested Divorce	2024	13	16	19	-	-	-	-	-	-	-	-	-	48	-6%	48
	2023	10	18	23	13	19	13	14	13	13	17	11	11	51	▼	175
Domestic and Family - Level 1	2024	33	2	14	-	-	-	-	-	-	-	-	-	49	-26%	49
	2023	14	17	35	19	19	36	22	11	18	40	11	4	66	▼	246
Domestic and Family - Level 2	2024	2	5	6	-	-	-	-	-	-	-	-	-	13	-38%	13
	2023	9	8	4	7	6	12	12	11	1	11	6	3	21	▼	90
Felonies and Related Matters	2024	176	156	227	-	-	-	-	-	-	-	-	-	559	-7%	559
	2023	215	185	204	137	171	176	190	199	187	163	173	190	604	▼	2,190
General Civil - Level 1	2024	4	2	4	-	-	-	-	-	-	-	-	-	10	-38%	10
	2023	3	8	5	4	2	4	1	6	3	7	2	-	16	▼	45
General Civil - Level 2	2024	45	33	47	-	-	-	-	-	-	-	-	-	125	56%	125
	2023	21	28	31	37	21	42	35	36	43	34	29	24	80	▲	381
General Civil - Level 3	2024	41	19	43	-	-	-	-	-	-	-	-	-	103	5%	103
	2023	32	28	38	34	31	30	18	17	37	28	34	32	98	▲	359
Miscellaneous Civil	2024	364	354	437	-	-	-	-	-	-	-	-	-	1,155	6%	1,155
	2023	342	337	407	330	325	358	293	406	335	316	307	281	1,086	▲	4,037
Misdemeanor	2024	88	90	124	-	-	-	-	-	-	-	-	-	302	-4%	302
	2023	119	87	110	68	103	79	73	118	92	92	101	97	316	▼	1,139
Other	2024	63	38	46	-	-	-	-	-	-	-	-	-	147	-29%	147
	2023	66	43	97	41	64	67	47	71	70	75	66	21	206	▼	728
Other Criminally Related Matters	2024	93	118	54	-	-	-	-	-	-	-	-	-	265	26%	265
	2023	87	64	59	66	101	143	100	112	112	108	92	92	210	▲	1,136
Probates/Wills & Trusts - Level 1	2024	-	2	2	-	-	-	-	-	-	-	-	-	4	300%	4
	2023	1	-	-	-	-	1	2	1	2	2	-	-	1	▲	9
Probates/Wills & Trusts - Level 2	2024	6	4	8	-	-	-	-	-	-	-	-	-	18	20%	18
	2023	-	2	13	8	5	12	5	6	4	4	5	9	15	▲	73
Protective Orders	2024	-	-	2	-	-	-	-	-	-	-	-	-	2	2	2
	2023	-	-	-	-	-	-	-	-	-	-	-	-	0	↔	0
Uncontested Divorce	2024	32	22	47	-	-	-	-	-	-	-	-	-	101	-9%	101
	2023	32	27	52	42	40	48	31	41	24	34	33	32	111	▼	436

This report reflects data in the case management system. Numbers will update accordingly as reports are refreshed and posted.

CPSS-CCMS-10.01 CASELOAD STATISTICS OF THE CIRCUIT COURTS

Hampton

January 2023 -- March 2024 Filings

Alexandria and Fairfax Circuit are not Included in State Totals

Dashboard		Monthly Filings Summary		Jan --- Mar Filings	
<p>Court: Hampton Circuit Start/End Date: Jan-23 / Mar-24 2023 Average Month: 713 Jan-Mar 2023: 2,177 Filings Trending: ▲</p>	<p>Circuit/Court ID: 8 208650 Type of Case: Filings 2024 Average Month: 757 Jan-Mar 2024 : 2,270 Overall AVG. Month: 722</p>	<p style="text-align: center; font-weight: bold; font-size: 1.2em;">Jan 23 - Mar 24</p>		<div style="display: flex; justify-content: space-around; align-items: center;"> <div style="text-align: center;"> <p style="font-size: 1.5em; font-weight: bold;">2,270</p> <p style="font-size: 0.8em;">2024</p> </div> <div style="text-align: center;"> <p style="font-size: 1.5em; font-weight: bold;">2,177</p> <p style="font-size: 0.8em;">2023</p> </div> </div>	

Filings by Division																
Divisions		Jan	Feb	Mar	Apr	May	Jun	Jul	Aug	Sep	Oct	Nov	Dec	Thru Mar	% Change	Total
Total	2024	716	706	848	-	-	-	-	-	-	-	-	-	2,270	4%	2,270
	2023	625	631	921	664	816	707	756	776	697	803	632	533	2,177	▲	8,561
Civil	2024	109	109	117	-	-	-	-	-	-	-	-	-	335	-15%	335
	2023	106	109	181	117	159	107	112	166	127	107	120	98	396	▼	1,509
Criminal	2024	291	293	383	-	-	-	-	-	-	-	-	-	967	25%	967
	2023	208	212	354	246	302	336	350	297	325	434	288	231	774	▲	3,583
Concealed Handgun Permits	2024	203	185	209	-	-	-	-	-	-	-	-	-	597	-9%	597
	2023	227	188	238	185	192	137	176	176	141	141	141	110	653	▼	2,052
Miscellaneous/ Other	2024	113	118	139	-	-	-	-	-	-	-	-	-	370	5%	370
	2023	84	121	147	116	163	126	118	135	103	120	82	94	352	▲	1,409
Others	2024	-	1	-	-	-	-	-	-	-	-	-	-	1	-50%	1
	2023	-	1	1	-	-	1	-	2	1	1	1	-	2	▼	8

Filings by Case Category																
Case Categories		Jan	Feb	Mar	Apr	May	Jun	Jul	Aug	Sep	Oct	Nov	Dec	Thru Mar	% Change	Total
Administrative Law	2024	-	-	-	-	-	-	-	-	-	-	-	-	0	-100%	0
	2023	1	-	-	1	-	-	-	-	-	-	1	-	1	▼	4
Capital Murder	2024	1	-	1	-	-	-	-	-	-	-	-	-	2	2	2
	2023	-	-	-	-	-	-	-	-	1	-	-	-	0	↔	1
Contested Divorce	2024	7	14	13	-	-	-	-	-	-	-	-	-	34	-8%	34
	2023	8	12	17	18	18	10	12	25	15	16	11	3	37	▼	165
Domestic and Family - Level 1	2024	21	17	16	-	-	-	-	-	-	-	-	-	54	32%	54
	2023	12	4	25	18	12	17	4	9	25	10	20	9	41	▲	165
Domestic and Family - Level 2	2024	3	3	2	-	-	-	-	-	-	-	-	-	8	-27%	8
	2023	3	1	7	-	-	6	5	5	4	2	2	2	11	▼	37
Felonies and Related Matters	2024	133	130	133	-	-	-	-	-	-	-	-	-	396	5%	396
	2023	112	80	186	119	144	122	170	128	148	138	128	92	378	▲	1,567
General Civil - Level 1	2024	-	-	1	-	-	-	-	-	-	-	-	-	1	-67%	1
	2023	1	1	1	1	2	1	-	1	-	1	1	-	3	▼	10
General Civil - Level 2	2024	22	20	26	-	-	-	-	-	-	-	-	-	68	-31%	68
	2023	39	22	38	26	29	21	25	33	29	23	28	24	99	▼	337
General Civil - Level 3	2024	15	10	14	-	-	-	-	-	-	-	-	-	39	-36%	39
	2023	13	25	23	21	36	14	18	38	17	21	10	17	61	▼	253
Miscellaneous Civil	2024	256	237	284	-	-	-	-	-	-	-	-	-	777	-3%	777
	2023	267	239	299	246	297	196	231	244	190	199	190	151	805	▼	2,749
Misdemeanor	2024	93	80	157	-	-	-	-	-	-	-	-	-	330	41%	330
	2023	52	88	94	77	74	83	74	101	93	129	112	53	234	▲	1,030
Other	2024	55	70	64	-	-	-	-	-	-	-	-	-	189	-3%	189
	2023	41	70	84	58	59	66	60	69	53	61	42	53	195	▼	716
Other Criminally Related Matters	2024	82	87	101	-	-	-	-	-	-	-	-	-	270	36%	270
	2023	47	57	95	53	100	135	128	85	90	174	50	93	199	▲	1,107
Probates/Wills & Trusts - Level 1	2024	1	-	-	-	-	-	-	-	-	-	-	-	1	1	1
	2023	-	-	-	1	2	-	-	-	1	1	1	1	0	↔	7
Probates/Wills & Trusts - Level 2	2024	4	4	4	-	-	-	-	-	-	-	-	-	12	-14%	12
	2023	6	4	4	5	9	7	2	13	4	7	8	5	14	▼	74
Protective Orders	2024	-	-	-	-	-	-	-	-	-	-	-	-	0	0	0
	2023	-	-	-	-	-	-	-	-	-	-	-	1	0	↔	1
Uncontested Divorce	2024	23	34	32	-	-	-	-	-	-	-	-	-	89	-10%	89
	2023	23	28	48	20	34	29	27	25	27	20	29	28	99	▼	338

This report reflects data in the case management system. Numbers will update accordingly as reports are refreshed and posted.

Dashboard		Monthly Filings Summary		Jan --- Mar Filings	
Court: Charles City Circuit	Circuit/Court ID: 9 209036				
Start/End Date: Jan-23 / Mar-24	Type of Case: Filings				
2023 Average Month: 33	2024 Average Month: 32				
Jan-Mar 2023: 111	Jan-Mar 2024 : 95				
Filings Trending: ▼	Overall AVG. Month: 32				

Filings by Division																
Divisions		Jan	Feb	Mar	Apr	May	Jun	Jul	Aug	Sep	Oct	Nov	Dec	Thru Mar	% Change	Total
Total	2024	37	29	29	-	-	-	-	-	-	-	-	-	95	-14%	95
	2023	32	36	43	35	33	37	23	22	22	32	35	40	111	▼	390
Civil	2024	6	2	5	-	-	-	-	-	-	-	-	-	13	63%	13
	2023	2	1	5	4	6	4	4	2	2	4	4	7	8	▲	45
Criminal	2024	2	3	4	-	-	-	-	-	-	-	-	-	9	-36%	9
	2023	5	4	5	14	6	18	4	5	4	4	7	7	14	▼	83
Concealed Handgun Permits	2024	23	15	12	-	-	-	-	-	-	-	-	-	50	-29%	50
	2023	21	25	24	15	15	10	12	9	7	16	9	15	70	▼	178
Miscellaneous/ Other	2024	6	9	8	-	-	-	-	-	-	-	-	-	23	21%	23
	2023	4	6	9	2	6	5	3	6	9	8	15	11	19	▲	84

Filings by Case Category																
Case Categories		Jan	Feb	Mar	Apr	May	Jun	Jul	Aug	Sep	Oct	Nov	Dec	Thru Mar	% Change	Total
Administrative Law	2024	-	-	-	-	-	-	-	-	-	-	-	-	0	0	0
	2023	-	-	-	-	-	-	-	1	-	1	-	-	0	↔	2
Capital Murder	2024	-	-	-	-	-	-	-	-	-	-	-	-	0	0	0
	2023	-	-	-	-	-	1	-	-	-	-	-	-	0	↔	1
Contested Divorce	2024	-	-	-	-	-	-	-	-	-	-	-	-	0	-100%	0
	2023	-	-	1	-	1	-	-	1	1	-	-	-	1	▼	4
Domestic and Family - Level 1	2024	-	-	-	-	-	-	-	-	-	-	-	-	0	0	0
	2023	-	-	-	1	-	-	-	-	-	1	-	-	0	↔	2
Domestic and Family - Level 2	2024	-	-	-	-	-	-	-	-	-	-	-	-	0	-100%	0
	2023	-	-	1	1	-	-	-	-	-	-	-	1	1	▼	3
Felonies and Related Matters	2024	-	2	2	-	-	-	-	-	-	-	-	-	4	-67%	4
	2023	3	4	5	13	3	17	3	2	4	2	1	4	12	▼	61
General Civil - Level 1	2024	1	-	-	-	-	-	-	-	-	-	-	-	1	1	1
	2023	-	-	-	-	1	-	-	-	-	-	-	-	0	↔	1
General Civil - Level 2	2024	4	1	-	-	-	-	-	-	-	-	-	-	5	67%	5
	2023	1	1	1	1	3	2	3	-	1	1	-	3	3	▲	17
General Civil - Level 3	2024	-	-	2	-	-	-	-	-	-	-	-	-	2	100%	2
	2023	-	1	-	-	-	-	1	-	-	1	-	1	1	▲	4
Miscellaneous Civil	2024	28	18	16	-	-	-	-	-	-	-	-	-	62	-29%	62
	2023	25	29	33	16	20	12	14	12	13	18	24	18	87	▼	234
Misdemeanor	2024	2	1	1	-	-	-	-	-	-	-	-	-	4	300%	4
	2023	1	-	-	1	2	-	1	3	-	2	2	3	1	▲	15
Other	2024	1	6	4	-	-	-	-	-	-	-	-	-	11	1,000%	11
	2023	-	1	-	1	1	3	1	3	2	6	-	8	1	▲	26
Other Criminally Related Matters	2024	-	-	4	-	-	-	-	-	-	-	-	-	4	300%	4
	2023	1	-	-	-	1	-	-	-	-	-	4	-	1	▲	6
Probates/Wills & Trusts - Level 2	2024	-	1	-	-	-	-	-	-	-	-	-	-	1	0%	1
	2023	1	-	-	-	-	-	-	-	-	-	-	-	1	↔	1
Uncontested Divorce	2024	1	-	-	-	-	-	-	-	-	-	-	-	1	-50%	1
	2023	-	-	2	1	1	2	-	-	1	-	4	2	2	▼	13

Dashboard		Monthly Filings Summary		Jan --- Mar Filings	
<p>Court: Gloucester Circuit Start/End Date: Jan-23 / Mar-24 2023 Average Month: 273 Jan-Mar 2023: 1,044 Filings Trending: ▼</p>	<p>Circuit/Court ID: 9 209073 Type of Case: Filings 2024 Average Month: 239 Jan-Mar 2024 : 716 Overall AVG. Month: 266</p>				

Filings by Division																
Divisions		Jan	Feb	Mar	Apr	May	Jun	Jul	Aug	Sep	Oct	Nov	Dec	Thru Mar	% Change	Total
Total	2024	256	216	244	-	-	-	-	-	-	-	-	-	716	-31%	716
	2023	419	233	392	229	311	240	251	232	262	245	253	208	1,044	▼	3,275
Civil	2024	27	35	35	-	-	-	-	-	-	-	-	-	97	8%	97
	2023	31	27	32	28	25	28	16	47	39	31	29	39	90	▲	372
Criminal	2024	87	63	63	-	-	-	-	-	-	-	-	-	213	-41%	213
	2023	188	47	126	51	161	56	99	52	90	80	102	52	361	▼	1,104
Concealed Handgun Permits	2024	81	69	97	-	-	-	-	-	-	-	-	-	247	-31%	247
	2023	119	93	144	91	79	94	72	62	79	58	62	80	356	▼	1,033
Miscellaneous/ Other	2024	60	49	48	-	-	-	-	-	-	-	-	-	157	-34%	157
	2023	81	66	90	59	46	62	64	71	54	76	60	37	237	▼	766
Others	2024	1	-	1	-	-	-	-	-	-	-	-	-	2	2	2
	2023	-	-	-	-	-	-	-	-	-	-	-	-	0	↔	0

Filings by Case Category																
Case Categories		Jan	Feb	Mar	Apr	May	Jun	Jul	Aug	Sep	Oct	Nov	Dec	Thru Mar	% Change	Total
Contested Divorce	2024	3	6	6	-	-	-	-	-	-	-	-	-	15	25%	15
	2023	5	5	2	3	3	-	2	5	2	2	5	5	12	▲	39
Domestic and Family - Level 1	2024	2	1	4	-	-	-	-	-	-	-	-	-	7	-22%	7
	2023	1	2	6	4	-	4	4	5	2	7	2	10	9	▼	47
Domestic and Family - Level 2	2024	2	2	2	-	-	-	-	-	-	-	-	-	6	20%	6
	2023	2	1	2	-	3	1	-	6	6	4	1	3	5	▲	29
Felonies and Related Matters	2024	57	42	49	-	-	-	-	-	-	-	-	-	148	-48%	148
	2023	153	38	95	24	133	28	64	35	67	48	76	34	286	▼	795
General Civil - Level 1	2024	-	-	-	-	-	-	-	-	-	-	-	-	0	0	0
	2023	-	-	-	1	2	-	-	-	-	-	1	1	0	↔	5
General Civil - Level 2	2024	1	6	4	-	-	-	-	-	-	-	-	-	11	-8%	11
	2023	4	3	5	4	4	6	1	7	11	5	2	6	12	▼	58
General Civil - Level 3	2024	3	5	4	-	-	-	-	-	-	-	-	-	12	-8%	12
	2023	4	4	5	3	1	3	-	11	4	1	6	7	13	▼	49
Miscellaneous Civil	2024	100	86	116	-	-	-	-	-	-	-	-	-	302	-31%	302
	2023	144	114	182	106	90	110	88	83	94	81	92	93	440	▼	1,277
Misdemeanor	2024	24	17	12	-	-	-	-	-	-	-	-	-	53	-17%	53
	2023	30	8	26	25	26	25	35	13	19	26	22	17	64	▼	272
Other	2024	42	31	29	-	-	-	-	-	-	-	-	-	102	-35%	102
	2023	60	47	50	46	37	47	49	48	39	52	31	23	157	▼	529
Other Criminally Related Matters	2024	6	5	2	-	-	-	-	-	-	-	-	-	13	-13%	13
	2023	5	2	8	2	2	3	-	4	6	6	4	1	15	▼	43
Probates/Wills & Trusts - Level 1	2024	-	1	2	-	-	-	-	-	-	-	-	-	3	3	3
	2023	-	-	-	2	-	-	1	-	-	-	-	-	0	↔	3
Probates/Wills & Trusts - Level 2	2024	2	2	2	-	-	-	-	-	-	-	-	-	6	200%	6
	2023	-	1	1	1	1	1	1	1	2	4	2	1	2	▲	16
Protective Orders	2024	1	-	-	-	-	-	-	-	-	-	-	-	1	1	1
	2023	-	-	-	-	-	-	-	-	-	-	-	-	0	↔	0
Uncontested Divorce	2024	13	12	12	-	-	-	-	-	-	-	-	-	37	28%	37
	2023	11	8	10	8	9	12	6	14	10	8	9	8	29	▲	113

This report reflects data in the case management system. Numbers will update accordingly as reports are refreshed and posted.

CPSS-CCMS-10.01 CASELOAD STATISTICS OF THE CIRCUIT COURTS

King & Queen

January 2023 -- March 2024 Filings

Alexandria and Fairfax Circuit are not Included in State Totals

Dashboard		Monthly Filings Summary		Jan --- Mar Filings	
<p>Court: King & Queen Circuit Start/End Date: Jan-23 / Mar-24 2023 Average Month: 36 Jan-Mar 2023: 129 Filings Trending: ▼</p>	<p>Circuit/Court ID: 9 209097 Type of Case: Filings 2024 Average Month: 39 Jan-Mar 2024 : 117 Overall AVG. Month: 37</p>	<p>Jan 23 - Mar 24</p>		<p>2024: 117, 2023: 129</p>	

Filings by Division																
Divisions		Jan	Feb	Mar	Apr	May	Jun	Jul	Aug	Sep	Oct	Nov	Dec	Thru Mar	% Change	Total
Total	2024	46	36	35	-	-	-	-	-	-	-	-	-	117	-9%	117
	2023	45	36	48	33	40	36	28	38	24	24	40	41	129	▼	433
Civil	2024	3	6	4	-	-	-	-	-	-	-	-	-	13	8%	13
	2023	1	7	4	5	4	2	4	6	6	4	4	1	12	▲	48
Criminal	2024	8	11	5	-	-	-	-	-	-	-	-	-	24	-35%	24
	2023	10	9	18	12	8	17	6	16	8	4	11	15	37	▼	134
Concealed Handgun Permits	2024	20	14	17	-	-	-	-	-	-	-	-	-	51	-19%	51
	2023	24	15	24	11	18	13	13	13	9	14	20	20	63	▼	194
Miscellaneous/ Other	2024	13	5	4	-	-	-	-	-	-	-	-	-	22	38%	22
	2023	9	5	2	5	10	4	5	3	1	2	5	5	16	▲	56
Others	2024	2	-	5	-	-	-	-	-	-	-	-	-	7	600%	7
	2023	1	-	-	-	-	-	-	-	-	-	-	-	1	▲	1

Filings by Case Category																
Case Categories		Jan	Feb	Mar	Apr	May	Jun	Jul	Aug	Sep	Oct	Nov	Dec	Thru Mar	% Change	Total
Administrative Law	2024	-	-	-	-	-	-	-	-	-	-	-	-	0	0	0
	2023	-	-	-	1	-	-	-	-	-	-	-	-	-	0	↔
Contested Divorce	2024	-	-	-	-	-	-	-	-	-	-	-	-	0	0	0
	2023	-	-	-	-	-	-	2	-	-	-	-	1	-	0	↔
Domestic and Family - Level 1	2024	-	1	3	-	-	-	-	-	-	-	-	-	4	33%	4
	2023	1	1	1	-	-	1	1	-	-	-	-	-	3	▲	5
Domestic and Family - Level 2	2024	1	3	-	-	-	-	-	-	-	-	-	-	4	300%	4
	2023	-	1	-	-	1	-	-	2	4	-	-	-	1	▲	8
Felonies and Related Matters	2024	7	8	2	-	-	-	-	-	-	-	-	-	17	-15%	17
	2023	5	5	10	8	5	12	1	13	5	4	7	9	20	▼	84
General Civil - Level 1	2024	-	-	-	-	-	-	-	-	-	-	-	-	0	0	0
	2023	-	-	-	-	1	-	-	1	-	-	-	-	0	↔	2
General Civil - Level 2	2024	4	1	1	-	-	-	-	-	-	-	-	-	6	50%	6
	2023	-	3	1	1	1	1	-	2	1	1	2	-	4	▲	13
General Civil - Level 3	2024	3	2	-	-	-	-	-	-	-	-	-	-	5	400%	5
	2023	-	1	-	1	-	2	-	-	-	3	-	-	1	▲	7
Miscellaneous Civil	2024	20	16	19	-	-	-	-	-	-	-	-	-	55	-29%	55
	2023	31	20	26	16	28	15	17	15	10	15	24	25	77	▼	242
Misdemeanor	2024	1	1	3	-	-	-	-	-	-	-	-	-	5	-55%	5
	2023	5	1	5	2	2	5	3	3	2	-	2	5	11	▼	35
Other	2024	10	-	7	-	-	-	-	-	-	-	-	-	17	750%	17
	2023	2	-	-	-	-	-	-	1	-	-	1	-	2	▲	4
Other Criminally Related Matters	2024	-	2	-	-	-	-	-	-	-	-	-	-	2	-67%	2
	2023	-	3	3	2	1	-	2	1	2	-	2	1	6	▼	17
Protective Orders	2024	-	-	-	-	-	-	-	-	-	-	-	-	0	0	0
	2023	-	-	-	-	-	-	-	-	-	1	-	1	0	↔	2
Uncontested Divorce	2024	-	2	-	-	-	-	-	-	-	-	-	-	2	-50%	2
	2023	1	1	2	2	1	-	2	-	-	-	-	1	4	▼	10

This report reflects data in the case management system. Numbers will update accordingly as reports are refreshed and posted.

Dashboard		Monthly Filings Summary		Jan --- Mar Filings					
<p>Court: King William Circuit Start/End Date: Jan-23 / Mar-24 2023 Average Month: 93 Jan-Mar 2023: 298 Filings Trending: ↔</p>	<p>Circuit/Court ID: 9 209101 Type of Case: Filings 2024 Average Month: 102 Jan-Mar 2024 : 305 Overall AVG. Month: 94</p>	<p style="text-align: center; font-weight: bold; font-size: 1.2em;">Jan 23 - Mar 24</p>		<table style="margin: auto;"> <tr> <td style="text-align: center; width: 50px;">305</td> <td style="text-align: center; width: 50px;">298</td> </tr> <tr> <td style="text-align: center; font-size: 0.8em;">2024</td> <td style="text-align: center; font-size: 0.8em;">2023</td> </tr> </table>		305	298	2024	2023
305	298								
2024	2023								

Filings by Division																
Divisions		Jan	Feb	Mar	Apr	May	Jun	Jul	Aug	Sep	Oct	Nov	Dec	Thru Mar	% Change	Total
Total	2024	85	105	115	-	-	-	-	-	-	-	-	-	305	2%	305
	2023	105	88	105	68	74	89	80	127	79	84	93	120	298	▲	1,112
Civil	2024	13	12	18	-	-	-	-	-	-	-	-	-	43	87%	43
	2023	10	6	7	4	12	13	10	19	11	7	10	8	23	▲	117
Criminal	2024	9	20	21	-	-	-	-	-	-	-	-	-	50	32%	50
	2023	4	13	21	8	1	23	18	48	13	9	31	10	38	▲	199
Concealed Handgun Permits	2024	45	50	48	-	-	-	-	-	-	-	-	-	143	-10%	143
	2023	62	45	52	34	41	38	32	38	28	43	39	33	159	▼	485
Miscellaneous/ Other	2024	18	22	28	-	-	-	-	-	-	-	-	-	68	-12%	68
	2023	28	24	25	22	20	15	20	22	27	25	13	69	77	▼	310
Others	2024	-	1	-	-	-	-	-	-	-	-	-	-	1	0%	1
	2023	1	-	-	-	-	-	-	-	-	-	-	-	1	↔	1

Filings by Case Category																
Case Categories		Jan	Feb	Mar	Apr	May	Jun	Jul	Aug	Sep	Oct	Nov	Dec	Thru Mar	% Change	Total
Administrative Law	2024	-	-	2	-	-	-	-	-	-	-	-	-	2	100%	2
	2023	-	1	-	-	-	-	-	-	-	-	-	-	1	▲	1
Contested Divorce	2024	1	-	3	-	-	-	-	-	-	-	-	-	4	0%	4
	2023	2	1	1	1	2	2	-	2	2	-	-	1	4	↔	14
Domestic and Family - Level 1	2024	-	2	2	-	-	-	-	-	-	-	-	-	4	300%	4
	2023	-	-	1	1	3	-	1	1	1	-	2	1	1	▲	11
Domestic and Family - Level 2	2024	-	2	1	-	-	-	-	-	-	-	-	-	3	200%	3
	2023	-	-	1	-	-	-	2	2	-	-	-	-	1	▲	6
Felonies and Related Matters	2024	6	7	11	-	-	-	-	-	-	-	-	-	24	9%	24
	2023	2	7	13	2	1	9	9	36	9	5	22	4	22	▲	119
General Civil - Level 1	2024	-	-	-	-	-	-	-	-	-	-	-	-	0	-100%	0
	2023	1	-	-	-	-	-	-	-	-	-	-	-	1	▼	1
General Civil - Level 2	2024	2	1	2	-	-	-	-	-	-	-	-	-	5	150%	5
	2023	-	1	1	1	2	-	2	2	2	1	1	-	2	▲	13
General Civil - Level 3	2024	4	6	4	-	-	-	-	-	-	-	-	-	14	60%	14
	2023	1	-	1	1	-	8	5	6	3	4	2	3	2	▲	34
Miscellaneous Civil	2024	49	63	59	-	-	-	-	-	-	-	-	-	171	-9%	171
	2023	68	54	66	43	54	42	39	49	42	52	47	42	188	▼	598
Misdemeanor	2024	3	6	5	-	-	-	-	-	-	-	-	-	14	17%	14
	2023	1	4	7	4	1	12	3	8	4	2	6	5	12	▲	57
Other	2024	13	10	18	-	-	-	-	-	-	-	-	-	41	-16%	41
	2023	24	15	10	12	7	11	12	11	13	15	6	60	49	▼	196
Other Criminally Related Matters	2024	-	7	5	-	-	-	-	-	-	-	-	-	12	200%	12
	2023	1	2	1	2	-	2	6	4	-	2	3	1	4	▲	24
Probates/Wills & Trusts - Level 2	2024	5	-	1	-	-	-	-	-	-	-	-	-	6	6	6
	2023	-	-	-	-	1	-	-	-	-	-	-	-	0	↔	1
Uncontested Divorce	2024	2	1	2	-	-	-	-	-	-	-	-	-	5	-55%	5
	2023	5	3	3	1	3	3	1	6	3	3	4	2	11	▼	37

Dashboard		Monthly Filings Summary		Jan --- Mar Filings	
<p>Court: Mathews Circuit Start/End Date: Jan-23 / Mar-24 2023 Average Month: 41 Jan-Mar 2023: 120 Filings Trending: ▲</p>	<p>Circuit/Court ID: 9 209115 Type of Case: Filings 2024 Average Month: 52 Jan-Mar 2024 : 156 Overall AVG. Month: 43</p>	<p style="text-align: center; font-weight: bold; font-size: 1.2em;">Jan 23 - Mar 24</p>		<p style="text-align: center; font-weight: bold; font-size: 1.2em;">156 120</p> <p style="text-align: center;">2024 2023</p>	

Filings by Division

Divisions		Jan	Feb	Mar	Apr	May	Jun	Jul	Aug	Sep	Oct	Nov	Dec	Thru Mar	% Change	Total	
Total	2024	41	49	66	-	-	-	-	-	-	-	-	-	-	156	30%	156
	2023	49	29	42	22	39	30	49	35	52	45	55	42	42	120	▲	489
Civil	2024	9	3	15	-	-	-	-	-	-	-	-	-	-	27	93%	27
	2023	5	-	9	2	5	6	10	11	9	10	13	8	8	14	▲	88
Criminal	2024	6	8	21	-	-	-	-	-	-	-	-	-	-	35	0%	35
	2023	14	9	12	-	8	7	15	1	19	7	22	5	5	35	↔	119
Concealed Handgun Permits	2024	22	32	23	-	-	-	-	-	-	-	-	-	-	77	38%	77
	2023	23	18	15	14	18	12	18	14	21	17	12	21	21	56	▲	203
Miscellaneous/ Other	2024	4	6	7	-	-	-	-	-	-	-	-	-	-	17	13%	17
	2023	7	2	6	6	8	5	6	9	3	11	8	8	8	15	▲	79

Filings by Case Category

Case Categories		Jan	Feb	Mar	Apr	May	Jun	Jul	Aug	Sep	Oct	Nov	Dec	Thru Mar	% Change	Total	
Administrative Law	2024	-	-	-	-	-	-	-	-	-	-	-	-	-	0	0	0
	2023	-	-	-	-	-	-	1	1	-	-	-	-	-	0	↔	2
Contested Divorce	2024	-	-	-	-	-	-	-	-	-	-	-	-	-	0	-100%	0
	2023	1	-	1	1	-	-	-	1	3	1	2	-	-	2	▼	10
Domestic and Family - Level 1	2024	1	-	8	-	-	-	-	-	-	-	-	-	-	9	9	9
	2023	-	-	-	-	-	-	-	3	2	-	3	-	-	0	↔	8
Domestic and Family - Level 2	2024	-	-	-	-	-	-	-	-	-	-	-	-	-	0	0	0
	2023	-	-	-	-	-	-	1	1	-	-	-	-	2	0	↔	4
Felonies and Related Matters	2024	3	3	14	-	-	-	-	-	-	-	-	-	-	20	11%	20
	2023	9	2	7	-	7	6	10	-	11	8	20	3	3	18	▲	83
General Civil - Level 2	2024	2	2	2	-	-	-	-	-	-	-	-	-	-	6	0%	6
	2023	1	-	5	1	-	2	1	-	2	2	3	1	1	6	↔	18
General Civil - Level 3	2024	2	-	-	-	-	-	-	-	-	-	-	-	-	2	100%	2
	2023	1	-	-	-	-	-	3	2	-	2	2	4	1	1	▲	14
Miscellaneous Civil	2024	25	37	29	-	-	-	-	-	-	-	-	-	-	91	30%	91
	2023	29	20	21	20	26	16	23	23	23	27	17	29	29	70	▲	274
Misdemeanor	2024	3	5	6	-	-	-	-	-	-	-	-	-	-	14	27%	14
	2023	5	1	5	-	1	1	4	1	7	3	2	-	-	11	▲	30
Other	2024	1	1	1	-	-	-	-	-	-	-	-	-	-	3	200%	3
	2023	1	-	-	-	-	2	2	-	1	1	2	-	-	1	▲	9
Other Criminally Related Matters	2024	-	-	1	-	-	-	-	-	-	-	-	-	-	1	-83%	1
	2023	-	6	-	-	-	-	-	1	-	1	-	-	2	6	▼	10
Probates/Wills & Trusts - Level 2	2024	2	1	3	-	-	-	-	-	-	-	-	-	-	6	500%	6
	2023	1	-	-	-	3	-	-	-	2	1	-	1	-	1	▲	8
Uncontested Divorce	2024	2	-	2	-	-	-	-	-	-	-	-	-	-	4	0%	4
	2023	1	-	3	-	2	3	3	1	1	1	3	1	1	4	↔	19

Dashboard		Monthly Filings Summary		Jan --- Mar Filings					
<p>Court: Middlesex Circuit Start/End Date: Jan-23 / Mar-24 2023 Average Month: 55 Jan-Mar 2023: 210 Filings Trending: ▼</p>	<p>Circuit/Court ID: 9 209119 Type of Case: Filings 2024 Average Month:66 Jan-Mar 2024 : 197 Overall AVG. Month: 57</p>	<p>Jan 23 - Mar 24</p>		<table style="margin: auto;"> <tr> <td style="text-align: center; width: 50px;">197</td> <td style="text-align: center; width: 50px;">210</td> </tr> <tr> <td style="text-align: center; width: 50px;">2024</td> <td style="text-align: center; width: 50px;">2023</td> </tr> </table>		197	210	2024	2023
197	210								
2024	2023								

Filings by Division																
Divisions		Jan	Feb	Mar	Apr	May	Jun	Jul	Aug	Sep	Oct	Nov	Dec	Thru Mar	% Change	Total
Total	2024	83	47	67	-	-	-	-	-	-	-	-	-	197	-6%	197
	2023	72	53	85	49	42	41	41	42	51	58	89	37	210	▼	660
Civil	2024	13	13	9	-	-	-	-	-	-	-	-	-	35	46%	35
	2023	7	5	12	7	10	6	3	7	10	10	11	12	24	▲	100
Criminal	2024	24	13	15	-	-	-	-	-	-	-	-	-	52	-31%	52
	2023	32	10	33	5	9	4	10	6	14	20	55	10	75	▼	208
Concealed Handgun Permits	2024	39	16	29	-	-	-	-	-	-	-	-	-	84	-13%	84
	2023	30	34	33	24	20	25	19	20	21	16	15	12	97	▼	269
Miscellaneous/ Other	2024	6	5	13	-	-	-	-	-	-	-	-	-	24	71%	24
	2023	3	4	7	13	2	6	8	9	5	12	8	3	14	▲	80
Others	2024	1	-	1	-	-	-	-	-	-	-	-	-	2	2	2
	2023	-	-	-	-	1	-	1	-	1	-	-	-	0	↔	3

Filings by Case Category																
Case Categories		Jan	Feb	Mar	Apr	May	Jun	Jul	Aug	Sep	Oct	Nov	Dec	Thru Mar	% Change	Total
Administrative Law	2024	-	-	-	-	-	-	-	-	-	-	-	-	0	0	0
	2023	-	-	-	-	-	1	-	-	-	-	-	-	0	↔	1
Contested Divorce	2024	1	1	1	-	-	-	-	-	-	-	-	-	3	-25%	3
	2023	1	1	2	-	2	-	1	2	2	2	2	-	4	▼	15
Domestic and Family - Level 1	2024	-	-	4	-	-	-	-	-	-	-	-	-	4	0%	4
	2023	-	-	4	1	1	-	-	3	-	1	2	2	4	↔	14
Domestic and Family - Level 2	2024	1	-	-	-	-	-	-	-	-	-	-	-	1	0%	1
	2023	1	-	1	-	-	-	-	-	1	1	1	-	1	↔	5
Felonies and Related Matters	2024	11	8	10	-	-	-	-	-	-	-	-	-	29	-46%	29
	2023	17	8	29	-	8	-	5	4	6	8	42	8	54	▼	135
General Civil - Level 1	2024	-	1	-	-	-	-	-	-	-	-	-	-	1	1	1
	2023	-	-	-	-	-	1	-	-	-	-	-	-	1	↔	2
General Civil - Level 2	2024	9	-	4	-	-	-	-	-	-	-	-	-	13	13	13
	2023	-	-	1	2	2	2	1	1	-	2	1	1	0	↔	11
General Civil - Level 3	2024	1	6	-	-	-	-	-	-	-	-	-	-	7	40%	7
	2023	2	2	1	1	1	1	-	-	3	7	1	4	5	▲	23
Miscellaneous Civil	2024	44	17	36	-	-	-	-	-	-	-	-	-	97	-8%	97
	2023	31	36	39	36	22	29	25	26	22	22	22	14	106	▼	324
Misdemeanor	2024	13	4	4	-	-	-	-	-	-	-	-	-	21	5%	21
	2023	15	1	4	4	1	4	1	2	5	12	11	2	20	▲	62
Other	2024	2	2	5	-	-	-	-	-	-	-	-	-	9	13%	9
	2023	3	3	2	-	1	2	3	3	5	1	-	1	8	▲	24
Other Criminally Related Matters	2024	-	1	1	-	-	-	-	-	-	-	-	-	2	100%	2
	2023	-	1	-	2	-	-	-	4	-	3	-	2	1	▲	12
Probates/Wills & Trusts - Level 1	2024	1	-	-	-	-	-	-	-	-	-	-	-	1	1	1
	2023	-	-	-	-	-	1	-	-	1	-	-	-	0	↔	2
Probates/Wills & Trusts - Level 2	2024	-	2	-	-	-	-	-	-	-	-	-	-	2	2	2
	2023	-	-	-	1	1	-	-	1	-	2	1	1	0	↔	7
Protective Orders	2024	-	-	-	-	-	-	-	-	-	-	-	-	0	0	0
	2023	-	-	-	-	-	-	-	-	-	-	1	2	0	↔	3
Uncontested Divorce	2024	-	5	2	-	-	-	-	-	-	-	-	-	7	0%	7
	2023	2	1	4	2	3	-	1	-	3	-	3	1	7	↔	20

This report reflects data in the case management system. Numbers will update accordingly as reports are refreshed and posted.

Dashboard		Monthly Filings Summary		Jan --- Mar Filings					
<p>Court: New Kent Circuit Start/End Date: Jan-23 / Mar-24 2023 Average Month: 172 Jan-Mar 2023: 539 Filings Trending: ▲</p>	<p>Circuit/Court ID: 9 209127 Type of Case: Filings 2024 Average Month: 203 Jan-Mar 2024 : 609 Overall AVG. Month: 178</p>			<table border="1" style="margin: auto;"> <tr> <td style="text-align: center; width: 50px;">609</td> <td style="text-align: center; width: 50px;">539</td> </tr> <tr> <td style="text-align: center;">2024</td> <td style="text-align: center;">2023</td> </tr> </table>		609	539	2024	2023
609	539								
2024	2023								

Filings by Division																
Divisions		Jan	Feb	Mar	Apr	May	Jun	Jul	Aug	Sep	Oct	Nov	Dec	Thru Mar	% Change	Total
Total	2024	214	211	184	-	-	-	-	-	-	-	-	-	609	13%	609
	2023	192	167	180	135	158	136	134	169	239	143	175	232	539	▲	2,060
Civil	2024	24	24	22	-	-	-	-	-	-	-	-	-	70	49%	70
	2023	14	13	20	16	16	11	11	15	25	9	16	8	47	▲	174
Criminal	2024	66	62	39	-	-	-	-	-	-	-	-	-	167	22%	167
	2023	57	35	45	29	47	47	37	66	119	31	55	45	137	▲	613
Concealed Handgun Permits	2024	72	77	68	-	-	-	-	-	-	-	-	-	217	-6%	217
	2023	87	79	65	44	43	48	42	51	54	62	72	48	231	▼	695
Miscellaneous/ Other	2024	52	48	55	-	-	-	-	-	-	-	-	-	155	25%	155
	2023	34	40	50	46	51	30	44	37	41	41	32	130	124	▲	576
Others	2024	-	-	-	-	-	-	-	-	-	-	-	-	0	0	0
	2023	-	-	-	-	1	-	-	-	-	-	-	1	0	↔	2

Filings by Case Category																
Case Categories		Jan	Feb	Mar	Apr	May	Jun	Jul	Aug	Sep	Oct	Nov	Dec	Thru Mar	% Change	Total
Administrative Law	2024	-	-	1	-	-	-	-	-	-	-	-	-	1	1	1
	2023	-	-	-	-	-	-	1	-	-	-	-	-	0	↔	1
Contested Divorce	2024	4	5	1	-	-	-	-	-	-	-	-	-	10	25%	10
	2023	3	-	5	1	-	1	-	-	2	-	3	2	8	▲	17
Domestic and Family - Level 1	2024	-	2	3	-	-	-	-	-	-	-	-	-	5	0%	5
	2023	-	1	4	1	2	2	-	1	3	3	2	-	5	↔	19
Domestic and Family - Level 2	2024	-	3	1	-	-	-	-	-	-	-	-	-	4	-20%	4
	2023	-	4	1	-	2	-	-	1	8	-	4	-	5	▼	20
Felonies and Related Matters	2024	39	42	18	-	-	-	-	-	-	-	-	-	99	3%	99
	2023	42	25	29	20	29	33	23	55	95	17	20	27	96	▲	415
General Civil - Level 1	2024	-	-	-	-	-	-	-	-	-	-	-	-	0	-100%	0
	2023	-	1	-	-	-	1	3	-	-	-	-	-	1	▼	5
General Civil - Level 2	2024	2	-	4	-	-	-	-	-	-	-	-	-	6	-14%	6
	2023	4	2	1	8	2	3	4	4	2	4	1	-	7	▼	35
General Civil - Level 3	2024	11	9	7	-	-	-	-	-	-	-	-	-	27	238%	27
	2023	3	3	2	2	3	1	1	4	2	1	2	4	8	▲	28
Miscellaneous Civil	2024	86	85	81	-	-	-	-	-	-	-	-	-	252	-5%	252
	2023	99	90	76	56	60	52	53	61	63	70	81	55	265	▼	816
Misdemeanor	2024	16	16	12	-	-	-	-	-	-	-	-	-	44	13%	44
	2023	14	10	15	7	10	12	13	9	23	8	23	18	39	▲	162
Other	2024	38	40	41	-	-	-	-	-	-	-	-	-	119	31%	119
	2023	22	28	41	35	34	26	33	27	32	32	23	124	91	▲	457
Other Criminally Related Matters	2024	11	4	9	-	-	-	-	-	-	-	-	-	24	1,100%	24
	2023	1	-	1	2	8	2	1	2	3	6	12	-	2	▲	38
Probates/Wills & Trusts - Level 1	2024	1	-	-	-	-	-	-	-	-	-	-	-	1	1	1
	2023	-	-	-	-	-	-	-	-	-	-	-	-	0	↔	0
Probates/Wills & Trusts - Level 2	2024	1	1	1	-	-	-	-	-	-	-	-	-	3	3	3
	2023	-	-	-	-	1	-	1	1	-	-	-	1	0	↔	4
Protective Orders	2024	-	1	-	-	-	-	-	-	-	-	-	-	1	1	1
	2023	-	-	-	-	-	-	-	-	2	-	-	-	0	↔	2
Uncontested Divorce	2024	5	3	5	-	-	-	-	-	-	-	-	-	13	8%	13
	2023	4	3	5	3	7	3	1	4	4	2	4	1	12	▲	41

Dashboard	Monthly Filings Summary	Jan --- Mar Filings				
<p>Court: York Circuit Start/End Date: Jan-23 / Mar-24 2023 Average Month: 349 Jan-Mar 2023: 1,262 Filings Trending: ▼</p> <p>Circuit/Court ID: 9 209199 Type of Case: Filings 2024 Average Month:311 Jan-Mar 2024 : 933 Overall AVG. Month: 341</p>	<p style="text-align: center;">Jan 23 - Mar 24</p>	<table border="1" style="margin: auto;"> <tr> <td style="width:50%; text-align: center;">933</td> <td style="width:50%; text-align: center;">1,262</td> </tr> <tr> <td style="text-align: center;">2024</td> <td style="text-align: center;">2023</td> </tr> </table>	933	1,262	2024	2023
933	1,262					
2024	2023					

Filings by Division																
Divisions		Jan	Feb	Mar	Apr	May	Jun	Jul	Aug	Sep	Oct	Nov	Dec	Thru Mar	% Change	Total
Total	2024	340	295	298	-	-	-	-	-	-	-	-	-	933	-26%	933
	2023	415	396	451	346	409	320	325	316	337	318	301	250	1,262	▼	4,184
Civil	2024	53	37	59	-	-	-	-	-	-	-	-	-	149	28%	149
	2023	24	45	47	45	62	51	33	46	45	53	49	37	116	▲	537
Criminal	2024	76	80	62	-	-	-	-	-	-	-	-	-	218	-41%	218
	2023	105	108	154	91	169	75	116	109	134	101	86	48	367	▼	1,296
Concealed Handgun Permits	2024	160	138	135	-	-	-	-	-	-	-	-	-	433	-26%	433
	2023	215	186	182	152	134	134	127	104	110	132	130	105	583	▼	1,711
Miscellaneous/ Other	2024	50	40	42	-	-	-	-	-	-	-	-	-	132	-32%	132
	2023	71	57	65	57	44	60	49	56	48	32	36	60	193	▼	635
Others	2024	1	-	-	-	-	-	-	-	-	-	-	-	1	-67%	1
	2023	-	-	3	1	-	-	-	1	-	-	-	-	3	▼	5

Filings by Case Category																
Case Categories		Jan	Feb	Mar	Apr	May	Jun	Jul	Aug	Sep	Oct	Nov	Dec	Thru Mar	% Change	Total
Administrative Law	2024	-	-	-	-	-	-	-	-	-	-	-	-	0	0	0
	2023	-	-	-	2	1	-	-	-	-	-	-	-	0	↔	3
Contested Divorce	2024	4	5	9	-	-	-	-	-	-	-	-	-	18	80%	18
	2023	2	3	5	-	11	5	5	4	14	6	3	1	10	▲	59
Domestic and Family - Level 1	2024	1	-	15	-	-	-	-	-	-	-	-	-	16	60%	16
	2023	2	4	4	2	1	6	2	7	3	12	4	5	10	▲	52
Domestic and Family - Level 2	2024	16	8	4	-	-	-	-	-	-	-	-	-	28	-7%	28
	2023	11	4	15	5	10	5	-	8	1	6	8	8	30	▼	81
Felonies and Related Matters	2024	51	40	34	-	-	-	-	-	-	-	-	-	125	-43%	125
	2023	63	66	89	52	93	33	39	52	78	40	58	24	218	▼	687
General Civil - Level 1	2024	-	2	1	-	-	-	-	-	-	-	-	-	3	50%	3
	2023	1	1	-	1	-	-	-	-	-	-	-	2	2	▲	5
General Civil - Level 2	2024	8	9	13	-	-	-	-	-	-	-	-	-	30	67%	30
	2023	3	9	6	12	9	7	4	7	13	11	16	8	18	▲	105
General Civil - Level 3	2024	14	4	9	-	-	-	-	-	-	-	-	-	27	35%	27
	2023	8	7	5	6	9	1	5	5	2	4	6	8	20	▲	66
Miscellaneous Civil	2024	204	173	169	-	-	-	-	-	-	-	-	-	546	-27%	546
	2023	270	236	241	194	171	191	172	149	155	158	160	154	747	▼	2,251
Misdemeanor	2024	20	21	14	-	-	-	-	-	-	-	-	-	55	-55%	55
	2023	34	33	54	30	67	29	58	36	42	46	23	14	121	▼	466
Other	2024	5	3	-	-	-	-	-	-	-	-	-	-	8	-43%	8
	2023	5	3	6	5	5	8	4	10	1	7	1	4	14	▼	59
Other Criminally Related Matters	2024	5	19	14	-	-	-	-	-	-	-	-	-	38	36%	38
	2023	8	9	11	9	9	13	19	21	14	15	5	10	28	▲	143
Probates/Wills & Trusts - Level 1	2024	1	1	-	-	-	-	-	-	-	-	-	-	2	100%	2
	2023	-	1	-	1	-	-	-	-	-	-	-	-	1	▲	2
Probates/Wills & Trusts - Level 2	2024	3	1	1	-	-	-	-	-	-	-	-	-	5	-29%	5
	2023	2	3	2	2	9	3	4	1	1	1	2	4	7	▼	34
Protective Orders	2024	-	-	-	-	-	-	-	-	-	-	-	-	0	0	0
	2023	-	-	-	-	-	1	-	-	-	-	-	1	0	↔	2
Uncontested Divorce	2024	8	9	15	-	-	-	-	-	-	-	-	-	32	-11%	32
	2023	6	17	13	25	14	18	13	16	13	12	12	10	36	▼	169

This report reflects data in the case management system. Numbers will update accordingly as reports are refreshed and posted.

CPSS-CCMS-10.01 CASELOAD STATISTICS OF THE CIRCUIT COURTS

Williamsburg

January 2023 -- March 2024 Filings

Alexandria and Fairfax Circuit are not Included in State Totals

Dashboard		Monthly Filings Summary		Jan --- Mar Filings							
<p>Court: Williamsburg Circuit Start/End Date: Jan-23 / Mar-24 2023 Average Month: 365 Jan-Mar 2023: 1,238 Filings Trending: ▼</p>	<p>Circuit/Court ID: 9 209830 Type of Case: Filings 2024 Average Month: 399 Jan-Mar 2024 : 1,198 Overall AVG. Month: 372</p>	<p style="text-align: center; font-weight: bold; font-size: 1.2em;">Jan 23 - Mar 24</p>		<table style="margin: auto;"> <tr> <td style="text-align: center; width: 50px;">1,198</td> <td style="text-align: center; width: 50px;">1,238</td> </tr> <tr> <td style="text-align: center; width: 50px;"></td> <td style="text-align: center; width: 50px;"></td> </tr> <tr> <td style="text-align: center; width: 50px;">2024</td> <td style="text-align: center; width: 50px;">2023</td> </tr> </table>		1,198	1,238			2024	2023
1,198	1,238										
2024	2023										

Filings by Division																
Divisions		Jan	Feb	Mar	Apr	May	Jun	Jul	Aug	Sep	Oct	Nov	Dec	Thru Mar	% Change	Total
Total	2024	412	377	409	-	-	-	-	-	-	-	-	-	1,198	-3%	1,198
	2023	410	394	434	344	418	326	366	368	331	401	276	317	1,238	▼	4,385
Civil	2024	49	45	64	-	-	-	-	-	-	-	-	-	158	-2%	158
	2023	57	47	58	44	56	66	46	57	50	57	41	36	162	▼	615
Criminal	2024	123	89	116	-	-	-	-	-	-	-	-	-	328	13%	328
	2023	80	84	125	89	151	70	140	104	118	145	91	71	289	▲	1,268
Concealed Handgun Permits	2024	152	141	133	-	-	-	-	-	-	-	-	-	426	-15%	426
	2023	181	159	163	124	119	105	106	102	100	117	97	120	503	▼	1,493
Miscellaneous/Other	2024	88	102	96	-	-	-	-	-	-	-	-	-	286	1%	286
	2023	92	104	87	86	91	84	74	105	63	82	47	90	283	▲	1,005
Others	2024	-	-	-	-	-	-	-	-	-	-	-	-	0	-100%	0
	2023	-	-	1	1	1	1	-	-	-	-	-	-	1	▼	4

Filings by Case Category																
Case Categories		Jan	Feb	Mar	Apr	May	Jun	Jul	Aug	Sep	Oct	Nov	Dec	Thru Mar	% Change	Total
Administrative Law	2024	-	-	1	-	-	-	-	-	-	-	-	-	1	-50%	1
	2023	-	2	-	-	-	-	-	-	-	-	1	1	2	▼	4
Contested Divorce	2024	7	3	5	-	-	-	-	-	-	-	-	-	15	-25%	15
	2023	8	10	2	5	7	5	6	3	6	4	4	3	20	▼	63
Domestic and Family - Level 1	2024	-	1	5	-	-	-	-	-	-	-	-	-	6	-60%	6
	2023	6	4	5	6	11	5	5	5	4	4	1	2	15	▼	58
Domestic and Family - Level 2	2024	2	2	2	-	-	-	-	-	-	-	-	-	6	-54%	6
	2023	6	1	6	3	1	3	1	3	1	1	1	4	13	▼	31
Felonies and Related Matters	2024	74	52	83	-	-	-	-	-	-	-	-	-	209	27%	209
	2023	41	47	76	54	85	35	70	48	88	82	35	40	164	▲	701
General Civil - Level 1	2024	-	3	-	-	-	-	-	-	-	-	-	-	3	200%	3
	2023	-	-	1	-	1	-	-	2	1	1	-	-	1	▲	6
General Civil - Level 2	2024	12	12	18	-	-	-	-	-	-	-	-	-	42	83%	42
	2023	6	6	11	8	10	12	8	13	13	15	11	9	23	▲	122
General Civil - Level 3	2024	11	7	6	-	-	-	-	-	-	-	-	-	24	-41%	24
	2023	14	10	17	7	11	23	9	9	8	17	13	8	41	▼	146
Miscellaneous Civil	2024	189	184	182	-	-	-	-	-	-	-	-	-	555	-10%	555
	2023	214	197	205	159	151	139	134	140	127	156	122	158	616	▼	1,902
Misdemeanor	2024	24	25	31	-	-	-	-	-	-	-	-	-	80	-7%	80
	2023	31	23	32	31	54	22	57	46	15	50	40	20	86	▼	421
Other	2024	47	55	45	-	-	-	-	-	-	-	-	-	147	-6%	147
	2023	55	63	39	49	55	49	45	67	35	39	15	51	157	▼	562
Other Criminally Related Matters	2024	25	13	9	-	-	-	-	-	-	-	-	-	47	15%	47
	2023	9	14	18	4	12	13	17	10	16	13	16	11	41	▲	153
Probates/Wills & Trusts - Level 1	2024	-	-	2	-	-	-	-	-	-	-	-	-	2	-33%	2
	2023	-	2	1	-	-	1	-	1	-	1	-	-	3	▼	6
Probates/Wills & Trusts - Level 2	2024	3	2	4	-	-	-	-	-	-	-	-	-	9	80%	9
	2023	3	1	1	4	1	4	5	6	4	5	2	4	5	▲	40
Uncontested Divorce	2024	18	18	16	-	-	-	-	-	-	-	-	-	52	2%	52
	2023	17	14	20	14	19	15	9	15	13	12	15	7	51	▲	170

This report reflects data in the case management system. Numbers will update accordingly as reports are refreshed and posted.

Dashboard		Monthly Filings Summary		Jan --- Mar Filings	
Court: Appomattox Circuit	Circuit/Court ID: 10 210011				
Start/End Date: Jan-23 / Mar-24	Type of Case: Filings				
2023 Average Month: 95	2024 Average Month: 112				
Jan-Mar 2023: 359	Jan-Mar 2024 : 335				
Filings Trending: ▼	Overall AVG. Month: 98				

Filings by Division																
Divisions		Jan	Feb	Mar	Apr	May	Jun	Jul	Aug	Sep	Oct	Nov	Dec	Thru Mar	% Change	Total
Total	2024	116	110	109	-	-	-	-	-	-	-	-	-	335	-7%	335
	2023	120	99	140	113	78	57	65	115	96	107	82	65	359	▼	1,137
Civil	2024	9	9	15	-	-	-	-	-	-	-	-	-	33	43%	33
	2023	8	8	7	16	8	9	3	16	12	14	7	11	23	▲	119
Criminal	2024	49	35	33	-	-	-	-	-	-	-	-	-	117	8%	117
	2023	36	29	43	52	23	12	19	56	31	39	33	17	108	▲	390
Concealed Handgun Permits	2024	52	57	53	-	-	-	-	-	-	-	-	-	162	-20%	162
	2023	70	50	83	40	42	27	34	36	45	47	35	32	203	▼	541
Miscellaneous/Other	2024	6	9	8	-	-	-	-	-	-	-	-	-	23	-8%	23
	2023	6	12	7	5	5	9	8	7	8	7	7	5	25	▼	86
Others	2024	-	-	-	-	-	-	-	-	-	-	-	-	0	0	0
	2023	-	-	-	-	-	-	1	-	-	-	-	-	0	↔	1

Filings by Case Category																
Case Categories		Jan	Feb	Mar	Apr	May	Jun	Jul	Aug	Sep	Oct	Nov	Dec	Thru Mar	% Change	Total
Contested Divorce	2024	1	1	2	-	-	-	-	-	-	-	-	-	4	300%	4
	2023	-	-	1	2	1	1	1	3	-	2	2	1	1	▲	14
Domestic and Family - Level 1	2024	-	2	-	-	-	-	-	-	-	-	-	-	2	-50%	2
	2023	-	3	1	4	-	-	-	3	2	6	-	3	4	▼	22
Domestic and Family - Level 2	2024	-	1	1	-	-	-	-	-	-	-	-	-	2	-50%	2
	2023	-	4	-	1	2	2	1	3	1	-	-	-	4	▼	14
Felonies and Related Matters	2024	33	30	24	-	-	-	-	-	-	-	-	-	87	16%	87
	2023	30	20	25	48	18	9	16	47	19	20	30	13	75	▲	295
General Civil - Level 2	2024	-	1	3	-	-	-	-	-	-	-	-	-	4	-20%	4
	2023	2	1	2	3	1	-	-	3	2	3	2	-	5	▼	19
General Civil - Level 3	2024	7	4	5	-	-	-	-	-	-	-	-	-	16	220%	16
	2023	3	1	1	-	1	4	-	1	4	4	1	4	5	▲	24
Miscellaneous Civil	2024	57	64	61	-	-	-	-	-	-	-	-	-	182	-20%	182
	2023	76	61	90	45	47	36	41	41	53	53	42	37	227	▼	622
Misdemeanor	2024	15	4	9	-	-	-	-	-	-	-	-	-	28	12%	28
	2023	6	8	11	4	5	3	3	9	8	11	3	4	25	▲	75
Other	2024	-	-	-	-	-	-	-	-	-	-	-	-	0	-100%	0
	2023	1	-	-	-	-	-	1	1	-	-	-	-	1	▼	3
Other Criminally Related Matters	2024	1	1	-	-	-	-	-	-	-	-	-	-	2	-75%	2
	2023	-	1	7	-	-	-	-	-	4	8	-	-	8	▼	20
Probates/Wills & Trusts - Level 2	2024	-	-	-	-	-	-	-	-	-	-	-	-	0	-100%	0
	2023	-	-	1	1	-	-	-	2	-	-	-	-	1	▼	4
Uncontested Divorce	2024	2	2	4	-	-	-	-	-	-	-	-	-	8	167%	8
	2023	2	-	1	5	3	2	2	2	3	-	2	3	3	▲	25

CPSS-CCMS-10.01 CASELOAD STATISTICS OF THE CIRCUIT COURTS

Buckingham

January 2023 -- March 2024 Filings


Alexandria and Fairfax Circuit are not Included in State Totals

Dashboard

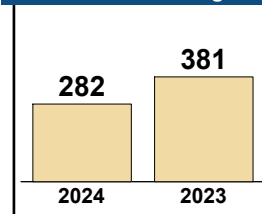
Court: Buckingham Circuit
Start/End Date: Jan-23 / Mar-24
2023 Average Month: 97
Jan-Mar 2023: 381
Filings Trending: ▼

Circuit/Court ID: 10 210029
Type of Case: Filings
2024 Average Month: 94
Jan-Mar 2024 : 282
Overall AVG. Month: 97

Monthly Filings Summary



Jan --- Mar Filings



Filings by Division

Divisions	Jan	Feb	Mar	Apr	May	Jun	Jul	Aug	Sep	Oct	Nov	Dec	Thru Mar	% Change	Total
Total	92	95	95	-	-	-	-	-	-	-	-	-	282	-26%	282
2023	202	58	121	124	85	105	74	113	105	102	41	36	381	▼	1,166
Civil	10	8	12	-	-	-	-	-	-	-	-	-	30	25%	30
2023	8	9	7	9	8	9	13	4	8	7	7	1	24	▲	90
Criminal	23	27	27	-	-	-	-	-	-	-	-	-	77	-62%	77
2023	140	11	50	60	35	68	22	57	48	60	9	18	201	▼	578
Concealed Handgun Permits	38	38	37	-	-	-	-	-	-	-	-	-	113	-5%	113
2023	43	28	48	36	27	21	24	38	35	23	18	10	119	▼	351
Miscellaneous/Other	21	22	19	-	-	-	-	-	-	-	-	-	62	68%	62
2023	11	10	16	19	15	7	15	14	14	12	7	7	37	▲	147

Filings by Case Category

Case Categories	Jan	Feb	Mar	Apr	May	Jun	Jul	Aug	Sep	Oct	Nov	Dec	Thru Mar	% Change	Total
Administrative Law	1	-	-	-	-	-	-	-	-	-	-	-	1	0%	1
2023	1	-	-	-	1	-	-	-	-	1	1	-	1	↔	4
Contested Divorce	-	3	-	-	-	-	-	-	-	-	-	-	3	200%	3
2023	-	-	1	3	1	1	4	2	1	-	-	1	1	▲	14
Domestic and Family - Level 1	3	1	4	-	-	-	-	-	-	-	-	-	8	300%	8
2023	2	-	-	-	-	1	-	-	-	-	-	-	2	▲	3
Domestic and Family - Level 2	-	-	1	-	-	-	-	-	-	-	-	-	1	0%	1
2023	-	1	-	-	2	3	1	-	1	-	2	-	1	↔	10
Felonies and Related Matters	19	19	20	-	-	-	-	-	-	-	-	-	58	-67%	58
2023	132	5	40	47	26	66	14	40	34	37	8	14	177	▼	463
General Civil - Level 1	-	-	-	-	-	-	-	-	-	-	-	-	0	-100%	0
2023	1	-	2	-	1	-	-	-	-	-	-	-	3	▼	4
General Civil - Level 2	1	1	1	-	-	-	-	-	-	-	-	-	3	-57%	3
2023	2	3	2	1	2	2	1	3	2	2	3	-	7	▼	23
General Civil - Level 3	1	2	3	-	-	-	-	-	-	-	-	-	6	20%	6
2023	1	2	2	-	-	2	2	-	-	2	1	-	5	▲	12
Miscellaneous Civil	44	48	41	-	-	-	-	-	-	-	-	-	133	-8%	133
2023	50	33	61	47	30	25	30	47	46	32	25	12	144	▼	438
Misdemeanor	4	5	6	-	-	-	-	-	-	-	-	-	15	-32%	15
2023	8	5	9	11	9	1	6	13	7	23	1	4	22	▼	97
Other	15	12	15	-	-	-	-	-	-	-	-	-	42	320%	42
2023	3	5	2	8	11	2	10	4	2	2	-	5	10	▲	54
Other Criminally Related Matters	-	3	1	-	-	-	-	-	-	-	-	-	4	100%	4
2023	-	1	1	2	-	1	2	4	7	-	-	-	2	▲	18
Probates/Wills & Trusts - Level 1	-	-	-	-	-	-	-	-	-	-	-	-	0	0	0
2023	-	-	-	-	-	-	-	-	1	-	-	-	0	↔	1
Probates/Wills & Trusts - Level 2	1	-	1	-	-	-	-	-	-	-	-	-	2	2	2
2023	-	-	-	1	-	1	1	-	1	-	-	-	0	↔	4
Uncontested Divorce	3	1	2	-	-	-	-	-	-	-	-	-	6	0%	6
2023	2	3	1	4	2	-	3	-	3	3	-	-	6	↔	21

This report reflects data in the case management system. Numbers will update accordingly as reports are refreshed and posted.

Dashboard		Monthly Filings Summary		Jan --- Mar Filings					
<p>Court: Charlotte Circuit Start/End Date: Jan-23 / Mar-24 2023 Average Month: 77 Jan-Mar 2023: 199 Filings Trending: ▲</p>	<p>Circuit/Court ID: 10 210037 Type of Case: Filings 2024 Average Month:68 Jan-Mar 2024 : 204 Overall AVG. Month: 75</p>	<p>Jan 23 - Mar 24</p>		<table border="1" style="margin: auto;"> <tr> <td style="text-align: center; width: 50px; height: 50px; background-color: #f1c40f;">204</td> <td style="text-align: center; width: 50px; height: 50px; background-color: #f1c40f;">199</td> </tr> <tr> <td style="text-align: center; font-size: small;">2024</td> <td style="text-align: center; font-size: small;">2023</td> </tr> </table>		204	199	2024	2023
204	199								
2024	2023								

Filings by Division																
Divisions		Jan	Feb	Mar	Apr	May	Jun	Jul	Aug	Sep	Oct	Nov	Dec	Thru Mar	% Change	Total
Total	2024	73	68	63	-	-	-	-	-	-	-	-	-	204	3%	204
	2023	51	64	84	50	64	96	52	84	85	91	76	123	199	▲	920
Civil	2024	10	10	7	-	-	-	-	-	-	-	-	-	27	4%	27
	2023	7	8	11	5	10	3	8	8	14	5	13	9	26	▲	101
Criminal	2024	19	12	12	-	-	-	-	-	-	-	-	-	43	-20%	43
	2023	6	27	21	27	16	73	7	39	31	50	32	23	54	▼	352
Concealed Handgun Permits	2024	17	27	24	-	-	-	-	-	-	-	-	-	68	-13%	68
	2023	21	18	39	8	19	12	20	21	23	18	23	15	78	▼	237
Miscellaneous/ Other	2024	26	19	20	-	-	-	-	-	-	-	-	-	65	59%	65
	2023	17	11	13	10	19	8	17	16	17	18	8	76	41	▲	230
Others	2024	1	-	-	-	-	-	-	-	-	-	-	-	1	1	1
	2023	-	-	-	-	-	-	-	-	-	-	-	-	0	↔	0

Filings by Case Category																
Case Categories		Jan	Feb	Mar	Apr	May	Jun	Jul	Aug	Sep	Oct	Nov	Dec	Thru Mar	% Change	Total
Contested Divorce	2024	1	-	-	-	-	-	-	-	-	-	-	-	1	0%	1
	2023	-	-	1	-	1	-	2	-	1	-	1	3	1	↔	9
Domestic and Family - Level 1	2024	1	-	-	-	-	-	-	-	-	-	-	-	1	-89%	1
	2023	1	4	4	2	6	-	-	-	3	1	1	1	9	▼	23
Domestic and Family - Level 2	2024	2	3	-	-	-	-	-	-	-	-	-	-	5	400%	5
	2023	1	-	-	1	-	2	1	1	1	1	2	-	1	▲	10
Felonies and Related Matters	2024	15	9	8	-	-	-	-	-	-	-	-	-	32	-27%	32
	2023	4	25	15	21	10	70	3	34	20	46	16	18	44	▼	282
General Civil - Level 1	2024	-	-	-	-	-	-	-	-	-	-	-	-	0	0	0
	2023	-	-	-	-	-	-	1	-	-	-	-	-	0	↔	1
General Civil - Level 2	2024	-	-	1	-	-	-	-	-	-	-	-	-	1	0%	1
	2023	-	-	1	-	1	-	2	1	3	1	2	1	1	↔	12
General Civil - Level 3	2024	3	2	4	-	-	-	-	-	-	-	-	-	9	80%	9
	2023	3	1	1	-	1	1	1	3	4	3	4	1	5	▲	23
Miscellaneous Civil	2024	20	35	31	-	-	-	-	-	-	-	-	-	86	-10%	86
	2023	29	23	44	12	25	15	27	26	31	28	28	21	96	▼	309
Misdemeanor	2024	3	3	4	-	-	-	-	-	-	-	-	-	10	100%	10
	2023	2	1	2	6	7	2	3	5	10	4	10	6	5	▲	58
Other	2024	23	11	13	-	-	-	-	-	-	-	-	-	47	96%	47
	2023	9	7	8	6	12	5	10	12	9	7	3	70	24	▲	158
Other Criminally Related Matters	2024	1	-	-	-	-	-	-	-	-	-	-	-	1	-83%	1
	2023	-	1	5	-	-	1	1	-	1	-	6	-	6	▼	15
Probates/Wills & Trusts - Level 1	2024	1	-	-	-	-	-	-	-	-	-	-	-	1	1	1
	2023	-	-	-	-	-	-	-	-	-	-	-	-	0	↔	0
Probates/Wills & Trusts - Level 2	2024	1	1	-	-	-	-	-	-	-	-	-	-	2	2	2
	2023	-	-	-	-	1	-	-	1	1	-	-	-	0	↔	3
Uncontested Divorce	2024	2	4	2	-	-	-	-	-	-	-	-	-	8	14%	8
	2023	2	2	3	2	-	-	-	1	1	1	-	3	7	▲	17

Dashboard		Monthly Filings Summary		Jan --- Mar Filings	
<p>Court: Cumberland Circuit Start/End Date: Jan-23 / Mar-24 2023 Average Month: 51 Jan-Mar 2023: 175 Filings Trending: ▼</p>	<p>Circuit/Court ID: 10 210049 Type of Case: Filings 2024 Average Month: 55 Jan-Mar 2024 : 165 Overall AVG. Month: 52</p>	<p>Jan 23 - Mar 24</p>		<p>2024: 165, 2023: 175</p>	

Filings by Division																
Divisions		Jan	Feb	Mar	Apr	May	Jun	Jul	Aug	Sep	Oct	Nov	Dec	Thru Mar	% Change	Total
Total	2024	52	58	55	-	-	-	-	-	-	-	-	-	165	-6%	165
	2023	64	63	48	48	34	61	35	54	48	40	52	62	175	▼	609
Civil	2024	5	4	2	-	-	-	-	-	-	-	-	-	11	-45%	11
	2023	6	7	7	3	4	6	6	12	7	6	6	9	20	▼	79
Criminal	2024	5	21	11	-	-	-	-	-	-	-	-	-	37	-27%	37
	2023	21	24	6	21	6	31	11	11	14	11	19	15	51	▼	190
Concealed Handgun Permits	2024	28	18	25	-	-	-	-	-	-	-	-	-	71	-8%	71
	2023	26	23	28	18	16	15	14	22	19	16	20	29	77	▼	246
Miscellaneous/ Other	2024	14	15	17	-	-	-	-	-	-	-	-	-	46	70%	46
	2023	11	9	7	6	8	9	4	9	8	7	7	9	27	▲	94

Filings by Case Category																
Case Categories		Jan	Feb	Mar	Apr	May	Jun	Jul	Aug	Sep	Oct	Nov	Dec	Thru Mar	% Change	Total
Contested Divorce	2024	1	1	1	-	-	-	-	-	-	-	-	-	3	50%	3
	2023	-	2	-	1	-	1	-	1	-	-	-	-	2	2	▲
Domestic and Family - Level 1	2024	-	-	-	-	-	-	-	-	-	-	-	-	0	-100%	0
	2023	1	-	-	-	-	-	-	1	3	-	4	-	1	1	▼
Domestic and Family - Level 2	2024	-	1	-	-	-	-	-	-	-	-	-	-	1	1	1
	2023	-	-	-	-	1	-	-	-	1	-	-	-	0	0	↔
Felonies and Related Matters	2024	3	20	8	-	-	-	-	-	-	-	-	-	31	3%	31
	2023	15	13	2	11	5	13	4	4	12	6	13	13	30	▲	111
General Civil - Level 1	2024	-	-	-	-	-	-	-	-	-	-	-	-	0	0	0
	2023	-	-	-	-	-	-	-	-	-	1	-	-	0	0	↔
General Civil - Level 2	2024	1	1	1	-	-	-	-	-	-	-	-	-	3	50%	3
	2023	1	-	1	-	1	-	1	1	1	2	-	5	2	2	▲
General Civil - Level 3	2024	2	1	-	-	-	-	-	-	-	-	-	-	3	-40%	3
	2023	3	2	-	-	1	4	2	4	1	-	-	1	5	5	▼
Miscellaneous Civil	2024	36	21	34	-	-	-	-	-	-	-	-	-	91	-3%	91
	2023	34	27	33	22	21	20	17	30	20	22	26	37	94	▼	309
Misdemeanor	2024	2	1	3	-	-	-	-	-	-	-	-	-	6	-60%	6
	2023	6	6	3	5	-	18	3	5	2	5	6	2	15	15	▼
Other	2024	6	12	8	-	-	-	-	-	-	-	-	-	26	136%	26
	2023	3	5	3	2	2	4	2	2	7	1	1	1	11	11	▲
Other Criminally Related Matters	2024	-	-	-	-	-	-	-	-	-	-	-	-	0	-100%	0
	2023	-	5	1	5	1	-	4	2	-	-	-	-	6	6	▼
Probates/Wills & Trusts - Level 2	2024	1	-	-	-	-	-	-	-	-	-	-	-	1	-50%	1
	2023	-	1	1	-	-	-	-	-	-	1	-	-	2	2	▼
Uncontested Divorce	2024	-	-	-	-	-	-	-	-	-	-	-	-	0	-100%	0
	2023	1	2	4	2	2	1	2	4	1	2	2	1	7	7	▼

Dashboard	Monthly Filings Summary	Jan --- Mar Filings				
<p>Court: Halifax Circuit Start/End Date: Jan-23 / Mar-24 2023 Average Month: 224 Jan-Mar 2023: 718 Filings Trending: ↔</p> <p>Circuit/Court ID: 10 210083 Type of Case: Filings 2024 Average Month: 239 Jan-Mar 2024 : 717 Overall AVG. Month: 227</p>	<p>Jan 23 - Mar 24</p>	<table border="1" style="margin: auto;"> <tr> <td style="width:50%; text-align: center;">717</td> <td style="width:50%; text-align: center;">718</td> </tr> <tr> <td style="width:50%; text-align: center;">2024</td> <td style="width:50%; text-align: center;">2023</td> </tr> </table>	717	718	2024	2023
717	718					
2024	2023					

Filings by Division																
Divisions		Jan	Feb	Mar	Apr	May	Jun	Jul	Aug	Sep	Oct	Nov	Dec	Thru Mar	% Change	Total
Total	2024	246	233	238	-	-	-	-	-	-	-	-	-	717	0%	717
	2023	249	222	247	289	201	223	181	226	157	339	171	180	718	▼	2,685
Civil	2024	15	18	25	-	-	-	-	-	-	-	-	-	58	-22%	58
	2023	24	19	31	34	12	37	18	36	22	26	18	23	74	▼	300
Criminal	2024	137	111	104	-	-	-	-	-	-	-	-	-	352	32%	352
	2023	93	76	97	172	120	82	64	89	77	216	91	84	266	▲	1,261
Concealed Handgun Permits	2024	66	66	64	-	-	-	-	-	-	-	-	-	196	-25%	196
	2023	98	82	80	52	47	61	60	63	43	73	50	61	260	▼	770
Miscellaneous/Other	2024	28	38	45	-	-	-	-	-	-	-	-	-	111	-6%	111
	2023	34	45	39	31	22	43	39	37	14	23	12	12	118	▼	351
Others	2024	-	-	-	-	-	-	-	-	-	-	-	-	0	0	0
	2023	-	-	-	-	-	-	-	1	1	1	-	-	0	↔	3

Filings by Case Category																
Case Categories		Jan	Feb	Mar	Apr	May	Jun	Jul	Aug	Sep	Oct	Nov	Dec	Thru Mar	% Change	Total
Administrative Law	2024	-	-	-	-	-	-	-	-	-	-	-	-	0	-100%	0
	2023	-	-	2	-	-	-	-	-	-	1	-	-	2	▼	3
Contested Divorce	2024	5	3	2	-	-	-	-	-	-	-	-	-	10	-9%	10
	2023	4	2	5	3	1	6	1	3	3	2	1	3	11	▼	34
Domestic and Family - Level 1	2024	1	3	4	-	-	-	-	-	-	-	-	-	8	167%	8
	2023	3	-	-	2	-	2	1	1	1	4	4	1	3	▲	19
Domestic and Family - Level 2	2024	1	-	2	-	-	-	-	-	-	-	-	-	3	-25%	3
	2023	1	3	-	-	-	3	1	2	-	1	2	-	4	▼	13
Felonies and Related Matters	2024	92	68	75	-	-	-	-	-	-	-	-	-	235	48%	235
	2023	42	47	70	143	77	46	38	58	43	104	57	60	159	▲	785
General Civil - Level 1	2024	-	2	-	-	-	-	-	-	-	-	-	-	2	100%	2
	2023	-	1	-	-	-	1	-	-	-	-	-	-	1	▲	2
General Civil - Level 2	2024	5	4	1	-	-	-	-	-	-	-	-	-	10	0%	10
	2023	5	1	4	7	3	5	4	4	4	2	2	3	10	↔	44
General Civil - Level 3	2024	1	2	9	-	-	-	-	-	-	-	-	-	12	-20%	12
	2023	5	3	7	19	4	3	5	6	2	6	2	4	15	▼	66
Miscellaneous Civil	2024	75	87	87	-	-	-	-	-	-	-	-	-	249	-18%	249
	2023	112	97	94	61	56	77	71	75	55	95	61	72	303	▼	926
Misdemeanor	2024	45	35	22	-	-	-	-	-	-	-	-	-	102	4%	102
	2023	40	29	29	19	38	28	18	21	20	102	22	24	98	▲	390
Other	2024	15	17	20	-	-	-	-	-	-	-	-	-	52	-32%	52
	2023	20	30	26	20	13	30	24	34	1	2	-	-	76	▼	200
Other Criminally Related Matters	2024	1	8	7	-	-	-	-	-	-	-	-	-	16	14%	16
	2023	11	1	2	10	5	8	8	10	14	10	12	1	14	▲	92
Probates/Wills & Trusts - Level 1	2024	-	-	-	-	-	-	-	-	-	-	-	-	0	0	0
	2023	-	-	-	-	-	1	-	1	-	-	-	-	0	↔	2
Probates/Wills & Trusts - Level 2	2024	-	-	2	-	-	-	-	-	-	-	-	-	2	100%	2
	2023	-	-	1	-	1	5	2	3	7	1	2	3	1	▲	25
Uncontested Divorce	2024	5	4	7	-	-	-	-	-	-	-	-	-	16	-24%	16
	2023	6	8	7	5	3	8	8	8	6	10	6	9	21	▼	84

This report reflects data in the case management system. Numbers will update accordingly as reports are refreshed and posted.

Dashboard	Monthly Filings Summary	Jan --- Mar Filings
<p>Court: Lunenburg Circuit Start/End Date: Jan-23 / Mar-24 2023 Average Month: 51 Jan-Mar 2023: 166 Filings Trending: ▼</p> <p>Circuit/Court ID: 10 210111 Type of Case: Filings 2024 Average Month:47 Jan-Mar 2024 : 142 Overall AVG. Month: 50</p>	<p>Jan 23 - Mar 24</p>	<p>2024: 142 2023: 166</p>

Filings by Division																
Divisions		Jan	Feb	Mar	Apr	May	Jun	Jul	Aug	Sep	Oct	Nov	Dec	Thru Mar	% Change	Total
Total	2024	38	45	59	-	-	-	-	-	-	-	-	-	142	-14%	142
	2023	52	58	56	56	53	40	39	59	26	72	56	39	166	▼	606
Civil	2024	3	8	10	-	-	-	-	-	-	-	-	-	21	133%	21
	2023	2	7	-	2	5	5	1	1	3	2	2	2	9	▲	32
Criminal	2024	15	9	16	-	-	-	-	-	-	-	-	-	40	29%	40
	2023	6	20	5	33	16	17	10	21	6	37	26	4	31	▲	201
Concealed Handgun Permits	2024	13	24	24	-	-	-	-	-	-	-	-	-	61	-29%	61
	2023	28	23	35	13	24	13	17	25	11	26	18	16	86	▼	249
Miscellaneous/ Other	2024	7	4	9	-	-	-	-	-	-	-	-	-	20	-50%	20
	2023	16	8	16	8	8	5	11	12	6	7	10	17	40	▼	124

Filings by Case Category																
Case Categories		Jan	Feb	Mar	Apr	May	Jun	Jul	Aug	Sep	Oct	Nov	Dec	Thru Mar	% Change	Total
Contested Divorce	2024	-	-	3	-	-	-	-	-	-	-	-	-	3	50%	3
	2023	1	1	-	1	-	1	-	-	-	-	-	1	2	▲	5
Domestic and Family - Level 1	2024	-	1	2	-	-	-	-	-	-	-	-	-	3	50%	3
	2023	-	2	-	-	-	-	-	-	-	-	-	-	2	▲	2
Felonies and Related Matters	2024	14	7	13	-	-	-	-	-	-	-	-	-	34	143%	34
	2023	3	8	3	22	14	15	6	17	4	31	17	4	14	▲	144
General Civil - Level 1	2024	-	-	-	-	-	-	-	-	-	-	-	-	0	0	0
	2023	-	-	-	1	-	-	-	-	-	-	-	-	0	↔	1
General Civil - Level 2	2024	2	1	3	-	-	-	-	-	-	-	-	-	6	-65%	6
	2023	10	2	5	3	1	1	7	1	1	1	-	3	17	▼	35
General Civil - Level 3	2024	1	6	-	-	-	-	-	-	-	-	-	-	7	-22%	7
	2023	5	2	1	2	-	-	2	4	3	-	1	1	9	▼	23
Miscellaneous Civil	2024	18	26	33	-	-	-	-	-	-	-	-	-	77	-24%	77
	2023	29	28	44	16	29	17	19	28	13	32	27	30	101	▼	312
Misdemeanor	2024	1	2	3	-	-	-	-	-	-	-	-	-	6	-63%	6
	2023	2	12	2	11	2	2	1	3	1	6	5	-	16	▼	47
Other	2024	-	-	-	-	-	-	-	-	-	-	-	-	0	0	0
	2023	-	-	-	-	1	1	-	4	1	-	1	-	0	↔	8
Other Criminally Related Matters	2024	-	-	-	-	-	-	-	-	-	-	-	-	0	-100%	0
	2023	1	-	-	-	-	-	3	1	1	-	4	-	1	▼	10
Probates/Wills & Trusts - Level 2	2024	-	-	-	-	-	-	-	-	-	-	-	-	0	-100%	0
	2023	-	1	-	-	-	-	-	-	2	1	-	-	1	▼	4
Protective Orders	2024	-	-	1	-	-	-	-	-	-	-	-	-	1	1	1
	2023	-	-	-	-	-	-	-	-	-	-	-	-	0	↔	0
Uncontested Divorce	2024	2	2	1	-	-	-	-	-	-	-	-	-	5	67%	5
	2023	1	2	-	1	4	3	1	1	-	1	1	-	3	▲	15

CPSS-CCMS-10.01 CASELOAD STATISTICS OF THE CIRCUIT COURTS

Mecklenburg

January 2023 -- March 2024 Filings

Alexandria and Fairfax Circuit are not Included in State Totals

Dashboard		Monthly Filings Summary		Jan --- Mar Filings	
Court: Mecklenburg Circuit	Circuit/Court ID: 10 210117				
Start/End Date: Jan-23 / Mar-24	Type of Case: Filings				
2023 Average Month: 271	2024 Average Month: 293				
Jan-Mar 2023: 871	Jan-Mar 2024 : 879				
Filings Trending: ↔	Overall AVG. Month: 275				

Filings by Division																
Divisions		Jan	Feb	Mar	Apr	May	Jun	Jul	Aug	Sep	Oct	Nov	Dec	Thru Mar	% Change	Total
Total	2024	343	279	257	-	-	-	-	-	-	-	-	-	879	1%	879
	2023	251	283	337	274	357	245	190	323	320	257	234	176	871	▲	3,247
Civil	2024	40	45	79	-	-	-	-	-	-	-	-	-	164	0%	164
	2023	33	52	79	50	51	47	29	36	98	41	44	34	164	↔	594
Criminal	2024	186	128	89	-	-	-	-	-	-	-	-	-	403	29%	403
	2023	81	116	116	98	194	112	94	202	122	116	111	87	313	▲	1,449
Concealed Handgun Permits	2024	76	62	62	-	-	-	-	-	-	-	-	-	200	-20%	200
	2023	94	72	83	85	74	55	42	53	56	54	53	30	249	▼	751
Miscellaneous/ Other	2024	40	43	24	-	-	-	-	-	-	-	-	-	107	-25%	107
	2023	42	42	59	41	38	30	24	32	44	46	25	25	143	▼	448
Others	2024	1	1	3	-	-	-	-	-	-	-	-	-	5	150%	5
	2023	1	1	-	-	-	1	1	-	-	-	1	-	2	▲	5

Filings by Case Category																
Case Categories		Jan	Feb	Mar	Apr	May	Jun	Jul	Aug	Sep	Oct	Nov	Dec	Thru Mar	% Change	Total
Administrative Law	2024	-	-	1	-	-	-	-	-	-	-	-	-	1	1	1
	2023	-	-	-	-	-	1	-	-	-	-	-	-	0	↔	1
Capital Murder	2024	-	-	-	-	-	-	-	-	-	-	-	-	0	0	0
	2023	-	-	-	-	-	-	-	2	-	-	-	-	0	↔	2
Contested Divorce	2024	9	13	12	-	-	-	-	-	-	-	-	-	34	-21%	34
	2023	4	11	28	10	13	3	9	5	13	5	6	6	43	▼	113
Domestic and Family - Level 1	2024	4	1	2	-	-	-	-	-	-	-	-	-	7	-68%	7
	2023	3	9	10	5	5	12	4	5	8	2	6	1	22	▼	70
Domestic and Family - Level 2	2024	1	1	-	-	-	-	-	-	-	-	-	-	2	2	2
	2023	-	-	-	-	2	3	-	1	3	1	-	2	0	↔	12
Felonies and Related Matters	2024	157	81	68	-	-	-	-	-	-	-	-	-	306	29%	306
	2023	60	94	84	57	165	69	70	132	81	89	69	29	238	▲	999
General Civil - Level 1	2024	-	-	-	-	-	-	-	-	-	-	-	-	0	-100%	0
	2023	-	-	1	-	-	-	1	-	-	-	1	-	1	▼	3
General Civil - Level 2	2024	6	2	3	-	-	-	-	-	-	-	-	-	11	22%	11
	2023	2	3	4	2	3	2	5	3	10	9	4	6	9	▲	53
General Civil - Level 3	2024	-	7	2	-	-	-	-	-	-	-	-	-	9	0%	9
	2023	2	2	5	2	3	3	2	3	46	2	6	5	9	↔	81
Miscellaneous Civil	2024	85	75	71	-	-	-	-	-	-	-	-	-	231	-20%	231
	2023	103	85	100	107	84	67	47	65	78	74	62	43	288	▼	915
Misdemeanor	2024	23	32	60	-	-	-	-	-	-	-	-	-	115	74%	115
	2023	20	22	24	18	24	35	20	60	37	26	37	51	66	▲	374
Other	2024	31	21	15	-	-	-	-	-	-	-	-	-	67	-36%	67
	2023	35	29	40	18	27	17	16	19	23	24	16	10	104	▼	274
Other Criminally Related Matters	2024	6	15	4	-	-	-	-	-	-	-	-	-	25	127%	25
	2023	1	2	8	23	6	8	4	8	4	1	5	7	11	▲	77
Probates/Wills & Trusts - Level 1	2024	-	-	1	-	-	-	-	-	-	-	-	-	1	-67%	1
	2023	-	3	-	1	2	1	1	-	-	-	-	-	3	▼	8
Probates/Wills & Trusts - Level 2	2024	2	4	-	-	-	-	-	-	-	-	-	-	6	0%	6
	2023	2	2	2	1	-	-	-	-	1	3	-	-	6	↔	11
Protective Orders	2024	-	-	-	-	-	-	-	-	-	-	-	-	0	-100%	0
	2023	-	-	1	-	-	-	-	-	-	-	-	-	1	▼	1
Uncontested Divorce	2024	19	27	18	-	-	-	-	-	-	-	-	-	64	-9%	64
	2023	19	21	30	30	23	24	11	20	16	21	22	16	70	▼	253

This report reflects data in the case management system. Numbers will update accordingly as reports are refreshed and posted.

CPSS-CCMS-10.01 CASELOAD STATISTICS OF THE CIRCUIT COURTS

Prince Edward

January 2023 -- March 2024 Filings

Alexandria and Fairfax Circuit are not Included in State Totals

Dashboard		Monthly Filings Summary		Jan --- Mar Filings	
Court: Prince Edward Circuit	Circuit/Court ID: 10 210147				
Start/End Date: Jan-23 / Mar-24	Type of Case: Filings				
2023 Average Month: 114	2024 Average Month: 109				
Jan-Mar 2023: 329	Jan-Mar 2024 : 328				
Filings Trending: ↔	Overall AVG. Month: 113				

Filings by Division																
Divisions		Jan	Feb	Mar	Apr	May	Jun	Jul	Aug	Sep	Oct	Nov	Dec	Thru Mar	% Change	Total
Total	2024	123	93	112	-	-	-	-	-	-	-	-	-	328	0%	328
	2023	120	90	119	96	126	130	123	103	136	123	106	97	329	▼	1,369
Civil	2024	9	6	12	-	-	-	-	-	-	-	-	-	27	17%	27
	2023	7	6	10	8	20	10	17	8	13	9	10	11	23	▲	129
Criminal	2024	63	28	55	-	-	-	-	-	-	-	-	-	146	28%	146
	2023	37	30	47	33	51	74	65	39	83	68	51	46	114	▲	624
Concealed Handgun Permits	2024	26	33	20	-	-	-	-	-	-	-	-	-	79	-31%	79
	2023	42	38	34	31	23	18	17	34	25	29	26	28	114	▼	345
Miscellaneous/ Other	2024	25	25	25	-	-	-	-	-	-	-	-	-	75	-3%	75
	2023	34	15	28	23	32	28	24	22	15	17	19	12	77	▼	269
Others	2024	-	1	-	-	-	-	-	-	-	-	-	-	1	0%	1
	2023	-	1	-	1	-	-	-	-	-	-	-	-	1	↔	2

Filings by Case Category																
Case Categories		Jan	Feb	Mar	Apr	May	Jun	Jul	Aug	Sep	Oct	Nov	Dec	Thru Mar	% Change	Total
Administrative Law	2024	-	-	-	-	-	-	-	-	-	-	-	-	0	0	0
	2023	-	-	-	-	-	-	-	1	-	-	-	-	0	↔	1
Capital Murder	2024	-	-	-	-	-	-	-	-	-	-	-	-	0	-100%	0
	2023	-	-	1	-	-	-	-	1	-	-	-	-	1	▼	2
Contested Divorce	2024	1	1	-	-	-	-	-	-	-	-	-	-	2	-33%	2
	2023	2	-	1	2	3	-	4	1	1	1	-	1	3	▼	16
Domestic and Family - Level 1	2024	-	-	1	-	-	-	-	-	-	-	-	-	1	0%	1
	2023	-	-	1	-	2	1	2	2	4	2	2	-	1	↔	16
Domestic and Family - Level 2	2024	-	-	1	-	-	-	-	-	-	-	-	-	1	0%	1
	2023	-	-	1	-	-	-	-	2	-	-	-	1	1	↔	4
Felonies and Related Matters	2024	61	8	44	-	-	-	-	-	-	-	-	-	113	43%	113
	2023	27	19	33	18	41	51	44	22	66	48	42	37	79	▲	448
General Civil - Level 1	2024	-	-	-	-	-	-	-	-	-	-	-	-	0	-100%	0
	2023	-	1	-	-	-	-	-	-	-	-	-	-	1	▼	1
General Civil - Level 2	2024	2	3	5	-	-	-	-	-	-	-	-	-	10	150%	10
	2023	-	1	3	1	4	2	4	1	1	4	2	4	4	▲	27
General Civil - Level 3	2024	1	2	3	-	-	-	-	-	-	-	-	-	6	200%	6
	2023	-	1	1	-	2	-	1	1	1	-	1	3	2	▲	11
Miscellaneous Civil	2024	36	44	37	-	-	-	-	-	-	-	-	-	117	-14%	117
	2023	46	43	47	44	38	31	27	42	32	39	33	30	136	▼	452
Misdemeanor	2024	3	18	8	-	-	-	-	-	-	-	-	-	29	-15%	29
	2023	10	11	13	13	8	18	18	10	16	12	9	9	34	▼	147
Other	2024	14	12	7	-	-	-	-	-	-	-	-	-	33	-41%	33
	2023	31	10	15	11	18	16	15	12	9	7	12	10	56	▼	166
Other Criminally Related Matters	2024	-	2	3	-	-	-	-	-	-	-	-	-	5	5	5
	2023	-	-	-	2	3	5	3	6	1	8	-	-	0	↔	28
Probates/Wills & Trusts - Level 1	2024	1	-	-	-	-	-	-	-	-	-	-	-	1	0%	1
	2023	-	1	-	-	-	-	1	-	-	-	-	-	1	↔	2
Probates/Wills & Trusts - Level 2	2024	1	1	1	-	-	-	-	-	-	-	-	-	3	-25%	3
	2023	1	1	2	1	-	1	-	-	1	-	1	-	4	▼	8
Protective Orders	2024	-	-	-	-	-	-	-	-	-	-	-	-	0	0	0
	2023	-	-	-	-	-	-	-	-	2	-	2	-	0	↔	4
Uncontested Divorce	2024	3	2	2	-	-	-	-	-	-	-	-	-	7	17%	7
	2023	3	2	1	4	7	5	4	2	2	2	2	2	6	▲	36

This report reflects data in the case management system. Numbers will update accordingly as reports are refreshed and posted.

Dashboard		Monthly Filings Summary		Jan --- Mar Filings					
Court: Amelia Circuit Start/End Date: Jan-23 / Mar-24 2023 Average Month: 73 Jan-Mar 2023: 233 Filings Trending: ↔	Circuit/Court ID: 11 211007 Type of Case: Filings 2024 Average Month: 79 Jan-Mar 2024 : 238 Overall AVG. Month: 74	<p>Jan 23 - Mar 24</p>	<table border="1" style="margin: auto;"> <tr> <td style="width: 50%; text-align: center;">238</td> <td style="width: 50%; text-align: center;">233</td> </tr> <tr> <td style="width: 50%; text-align: center;">2024</td> <td style="width: 50%; text-align: center;">2023</td> </tr> </table>			238	233	2024	2023
238	233								
2024	2023								

Filings by Division																
Divisions		Jan	Feb	Mar	Apr	May	Jun	Jul	Aug	Sep	Oct	Nov	Dec	Thru Mar	% Change	Total
Total	2024	85	94	59	-	-	-	-	-	-	-	-	-	238	2%	238
	2023	87	68	78	73	54	79	60	88	57	74	60	98	233	▲	876
Civil	2024	6	10	9	-	-	-	-	-	-	-	-	-	25	56%	25
	2023	5	5	6	8	8	6	6	7	7	6	6	5	16	▲	75
Criminal	2024	22	19	7	-	-	-	-	-	-	-	-	-	48	-13%	48
	2023	21	20	14	25	10	33	18	44	21	21	15	49	55	▼	291
Concealed Handgun Permits	2024	46	45	32	-	-	-	-	-	-	-	-	-	123	-4%	123
	2023	47	33	48	29	27	32	30	24	25	35	32	36	128	▼	398
Miscellaneous/ Other	2024	10	20	11	-	-	-	-	-	-	-	-	-	41	21%	41
	2023	14	10	10	11	9	8	6	13	4	12	7	8	34	▲	112
Others	2024	1	-	-	-	-	-	-	-	-	-	-	-	1	1	1
	2023	-	-	-	-	-	-	-	-	-	-	-	-	0	↔	0

Filings by Case Category																
Case Categories		Jan	Feb	Mar	Apr	May	Jun	Jul	Aug	Sep	Oct	Nov	Dec	Thru Mar	% Change	Total
Contested Divorce	2024	-	1	-	-	-	-	-	-	-	-	-	-	1	-50%	1
	2023	-	-	2	1	-	2	2	2	-	1	2	-	2	▼	12
Domestic and Family - Level 1	2024	-	1	2	-	-	-	-	-	-	-	-	-	3	200%	3
	2023	-	1	-	3	-	1	-	-	1	-	2	-	1	▲	8
Domestic and Family - Level 2	2024	-	-	-	-	-	-	-	-	-	-	-	-	0	-100%	0
	2023	-	-	1	-	-	-	-	-	-	-	-	-	1	▼	1
Felonies and Related Matters	2024	18	13	3	-	-	-	-	-	-	-	-	-	34	0%	34
	2023	10	14	10	20	5	29	13	16	11	17	7	35	34	↔	187
General Civil - Level 1	2024	1	-	-	-	-	-	-	-	-	-	-	-	1	1	1
	2023	-	-	-	-	-	-	-	-	-	-	-	-	0	↔	0
General Civil - Level 2	2024	2	-	2	-	-	-	-	-	-	-	-	-	4	0%	4
	2023	1	1	2	4	1	2	3	1	3	3	1	2	4	↔	24
General Civil - Level 3	2024	3	2	1	-	-	-	-	-	-	-	-	-	6	100%	6
	2023	3	-	1	1	-	-	1	1	1	1	-	2	3	▲	10
Miscellaneous Civil	2024	49	57	39	-	-	-	-	-	-	-	-	-	145	-1%	145
	2023	56	38	52	32	35	36	36	31	28	42	34	41	146	▼	461
Misdemeanor	2024	4	6	2	-	-	-	-	-	-	-	-	-	12	-33%	12
	2023	10	4	4	4	10	4	3	26	10	4	7	13	18	▼	99
Other	2024	7	9	3	-	-	-	-	-	-	-	-	-	19	19%	19
	2023	5	5	6	6	-	3	-	6	1	3	3	2	16	▲	40
Other Criminally Related Matters	2024	-	1	2	-	-	-	-	-	-	-	-	-	3	0%	3
	2023	1	2	1	-	-	-	2	2	-	-	1	1	3	↔	10
Probates/Wills & Trusts - Level 1	2024	-	-	-	-	-	-	-	-	-	-	-	-	0	0	0
	2023	-	-	-	-	-	-	-	-	1	-	-	-	0	↔	1
Probates/Wills & Trusts - Level 2	2024	-	-	1	-	-	-	-	-	-	-	-	-	1	0%	1
	2023	-	1	-	-	-	-	-	-	-	1	1	1	1	↔	4
Uncontested Divorce	2024	1	4	4	-	-	-	-	-	-	-	-	-	9	125%	9
	2023	1	2	1	1	3	2	2	2	2	2	2	1	4	▲	19

Dashboard		Circuit/Court ID: 11 211053		Monthly Filings Summary		Jan --- Mar Filings						
Court: Dinwiddie Circuit	Start/End Date: Jan-23 / Mar-24	Type of Case: Filings	2023 Average Month: 142	2024 Average Month: 174			<table border="1"> <tr> <td>522</td> <td>521</td> </tr> <tr> <td>2024</td> <td>2023</td> </tr> </table>		522	521	2024	2023
522	521											
2024	2023											
Jan-Mar 2023: 521	Jan-Mar 2024 : 522	Overall AVG. Month: 148	Filings Trending: ↔									

Filings by Division																
Divisions		Jan	Feb	Mar	Apr	May	Jun	Jul	Aug	Sep	Oct	Nov	Dec	Thru Mar	% Change	Total
Total	2024	183	166	173	-	-	-	-	-	-	-	-	-	522	0%	522
	2023	168	158	195	142	155	110	101	122	162	132	131	128	521	▲	1,704
Civil	2024	18	24	17	-	-	-	-	-	-	-	-	-	59	2%	59
	2023	22	17	19	19	23	17	16	14	17	23	22	20	58	▲	229
Criminal	2024	85	65	59	-	-	-	-	-	-	-	-	-	209	48%	209
	2023	35	45	61	57	60	36	14	47	77	42	36	54	141	▲	564
Concealed Handgun Permits	2024	63	67	71	-	-	-	-	-	-	-	-	-	201	-25%	201
	2023	94	82	92	54	60	40	52	46	54	49	62	44	268	▼	729
Miscellaneous/ Other	2024	17	10	23	-	-	-	-	-	-	-	-	-	50	-7%	50
	2023	17	14	23	12	12	17	19	15	14	17	11	10	54	▼	181
Others	2024	-	-	3	-	-	-	-	-	-	-	-	-	3	3	3
	2023	-	-	-	-	-	-	-	-	-	1	-	-	0	↔	1

Filings by Case Category																
Case Categories		Jan	Feb	Mar	Apr	May	Jun	Jul	Aug	Sep	Oct	Nov	Dec	Thru Mar	% Change	Total
Administrative Law	2024	-	-	1	-	-	-	-	-	-	-	-	-	1	1	1
	2023	-	-	-	-	-	-	-	-	-	-	-	-	0	↔	0
Capital Murder	2024	-	1	-	-	-	-	-	-	-	-	-	-	1	1	1
	2023	-	-	-	-	-	-	-	-	-	-	-	-	0	↔	0
Contested Divorce	2024	1	4	-	-	-	-	-	-	-	-	-	-	5	67%	5
	2023	2	-	1	1	2	-	3	-	1	3	2	3	3	▲	18
Domestic and Family - Level 1	2024	3	5	3	-	-	-	-	-	-	-	-	-	11	83%	11
	2023	4	1	1	1	3	2	1	-	-	3	2	5	6	▲	23
Domestic and Family - Level 2	2024	-	2	2	-	-	-	-	-	-	-	-	-	4	-33%	4
	2023	1	2	3	2	6	2	2	1	-	4	5	1	6	▼	29
Felonies and Related Matters	2024	45	45	28	-	-	-	-	-	-	-	-	-	118	49%	118
	2023	15	24	40	33	33	13	9	21	40	23	11	30	79	▲	292
General Civil - Level 1	2024	-	1	-	-	-	-	-	-	-	-	-	-	1	1	1
	2023	-	-	-	1	-	-	1	-	-	-	-	-	0	↔	2
General Civil - Level 2	2024	5	1	3	-	-	-	-	-	-	-	-	-	9	-25%	9
	2023	2	3	7	4	4	3	5	2	4	7	3	3	12	▼	47
General Civil - Level 3	2024	6	4	1	-	-	-	-	-	-	-	-	-	11	57%	11
	2023	3	2	2	5	2	3	1	1	3	2	3	6	7	▲	33
Miscellaneous Civil	2024	80	76	91	-	-	-	-	-	-	-	-	-	247	-24%	247
	2023	112	97	116	64	73	57	68	63	68	65	74	54	325	▼	911
Misdemeanor	2024	28	17	24	-	-	-	-	-	-	-	-	-	69	53%	69
	2023	14	15	16	21	21	17	2	23	30	16	20	18	45	▲	213
Other	2024	-	1	5	-	-	-	-	-	-	-	-	-	6	500%	6
	2023	-	1	-	3	-	1	-	1	-	1	1	-	1	▲	8
Other Criminally Related Matters	2024	12	2	7	-	-	-	-	-	-	-	-	-	21	17%	21
	2023	7	6	5	3	6	6	3	6	7	3	5	6	18	▲	63
Probates/Wills & Trusts - Level 1	2024	-	-	-	-	-	-	-	-	-	-	-	-	0	-100%	0
	2023	-	1	-	-	1	-	-	-	-	-	-	-	1	▼	2
Probates/Wills & Trusts - Level 2	2024	1	1	3	-	-	-	-	-	-	-	-	-	5	67%	5
	2023	2	1	-	2	-	2	1	-	1	-	-	-	3	▲	9
Uncontested Divorce	2024	2	6	5	-	-	-	-	-	-	-	-	-	13	-13%	13
	2023	6	5	4	2	4	4	5	4	8	5	5	2	15	▼	54

This report reflects data in the case management system. Numbers will update accordingly as reports are refreshed and posted.

CPSS-CCMS-10.01 CASELOAD STATISTICS OF THE CIRCUIT COURTS

Nottoway

January 2023 -- March 2024 Filings

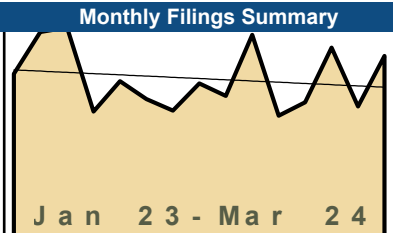
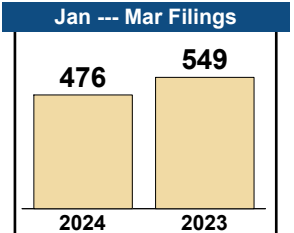
Alexandria and Fairfax Circuit are not Included in State Totals

Dashboard		Monthly Filings Summary		Jan --- Mar Filings	
Court: Nottoway Circuit	Circuit/Court ID: 11 211135				
Start/End Date: Jan-23 / Mar-24	Type of Case: Filings				
2023 Average Month: 95	2024 Average Month: 100				
Jan-Mar 2023: 329	Jan-Mar 2024 : 300				
Filings Trending: ▼	Overall AVG. Month: 96				

Filings by Division																
Divisions		Jan	Feb	Mar	Apr	May	Jun	Jul	Aug	Sep	Oct	Nov	Dec	Thru Mar	% Change	Total
Total	2024	94	124	82	-	-	-	-	-	-	-	-	-	300	-9%	300
	2023	106	101	122	73	103	80	73	97	72	128	90	92	329	▼	1,137
Civil	2024	10	47	8	-	-	-	-	-	-	-	-	-	65	132%	65
	2023	4	16	8	14	14	10	15	12	11	18	10	12	28	▲	144
Criminal	2024	45	30	31	-	-	-	-	-	-	-	-	-	106	-18%	106
	2023	46	39	44	27	56	27	20	40	23	69	38	34	129	▼	463
Concealed Handgun Permits	2024	23	31	28	-	-	-	-	-	-	-	-	-	82	-32%	82
	2023	45	25	51	20	24	31	19	29	20	23	25	32	121	▼	344
Miscellaneous/ Other	2024	16	16	15	-	-	-	-	-	-	-	-	-	47	-8%	47
	2023	11	21	19	11	9	12	19	16	18	17	17	14	51	▼	184
Others	2024	-	-	-	-	-	-	-	-	-	-	-	-	0	0	0
	2023	-	-	-	1	-	-	-	-	-	-	1	-	0	↔	2

Filings by Case Category																
Case Categories		Jan	Feb	Mar	Apr	May	Jun	Jul	Aug	Sep	Oct	Nov	Dec	Thru Mar	% Change	Total
Administrative Law	2024	-	-	-	-	-	-	-	-	-	-	-	-	0	-100%	0
	2023	-	-	1	1	-	-	-	-	-	-	-	1	-	1	▼
Contested Divorce	2024	1	-	-	-	-	-	-	-	-	-	-	-	1	-67%	1
	2023	1	-	2	1	1	-	2	2	2	1	1	1	3	▼	14
Domestic and Family - Level 1	2024	-	-	-	-	-	-	-	-	-	-	-	-	0	-100%	0
	2023	-	6	-	-	4	-	1	-	-	6	-	-	6	▼	17
Domestic and Family - Level 2	2024	2	37	3	-	-	-	-	-	-	-	-	-	42	2,000%	42
	2023	-	-	2	3	2	-	4	1	-	1	4	3	2	▲	20
Felonies and Related Matters	2024	31	17	22	-	-	-	-	-	-	-	-	-	70	-33%	70
	2023	37	29	39	20	41	16	10	21	13	43	27	21	105	▼	317
General Civil - Level 1	2024	1	-	-	-	-	-	-	-	-	-	-	-	1	1	1
	2023	-	-	-	-	-	1	-	-	-	-	-	-	0	↔	1
General Civil - Level 2	2024	3	1	-	-	-	-	-	-	-	-	-	-	4	33%	4
	2023	1	2	-	4	-	1	3	7	6	3	2	6	3	▲	35
General Civil - Level 3	2024	6	4	2	-	-	-	-	-	-	-	-	-	12	200%	12
	2023	-	2	2	4	4	6	3	-	3	5	-	3	4	▲	32
Miscellaneous Civil	2024	31	43	43	-	-	-	-	-	-	-	-	-	117	-24%	117
	2023	51	41	61	27	31	35	32	39	29	30	34	38	153	▼	448
Misdemeanor	2024	12	11	9	-	-	-	-	-	-	-	-	-	32	52%	32
	2023	7	10	4	4	8	6	10	10	7	22	10	13	21	▲	111
Other	2024	4	5	1	-	-	-	-	-	-	-	-	-	10	-47%	10
	2023	5	5	9	4	2	6	5	4	9	10	8	5	19	▼	72
Other Criminally Related Matters	2024	2	2	-	-	-	-	-	-	-	-	-	-	4	33%	4
	2023	2	-	1	3	8	5	-	9	3	4	1	-	3	▲	36
Probates/Wills & Trusts - Level 1	2024	-	-	-	-	-	-	-	-	-	-	-	-	0	-100%	0
	2023	1	-	-	-	-	-	-	-	-	-	-	1	1	▼	2
Probates/Wills & Trusts - Level 2	2024	-	1	-	-	-	-	-	-	-	-	-	-	1	0%	1
	2023	-	-	1	-	1	-	2	2	-	2	-	-	1	↔	8
Uncontested Divorce	2024	1	3	2	-	-	-	-	-	-	-	-	-	6	-14%	6
	2023	1	6	-	2	1	4	1	2	-	1	2	1	7	▼	21

This report reflects data in the case management system. Numbers will update accordingly as reports are refreshed and posted.

Dashboard		Monthly Filings Summary		Jan --- Mar Filings	
Court: Powhatan Circuit	Circuit/Court ID: 11 211145				
Start/End Date: Jan-23 / Mar-24	Type of Case: Filings				
2023 Average Month: 149	2024 Average Month: 159				
Jan-Mar 2023: 549	Jan-Mar 2024 : 476				
Filings Trending: ▼	Overall AVG. Month: 151				

Filings by Division																
Divisions		Jan	Feb	Mar	Apr	May	Jun	Jul	Aug	Sep	Oct	Nov	Dec	Thru Mar	% Change	Total
Total	2024	180	124	172	-	-	-	-	-	-	-	-	-	476	-13%	476
	2023	155	195	199	119	148	131	120	146	134	192	115	128	549	▼	1,782
Civil	2024	16	6	20	-	-	-	-	-	-	-	-	-	42	-21%	42
	2023	15	21	17	4	20	16	18	18	20	19	17	10	53	▼	195
Criminal	2024	15	24	29	-	-	-	-	-	-	-	-	-	68	-33%	68
	2023	10	50	41	18	19	18	14	19	18	39	8	39	101	▼	293
Concealed Handgun Permits	2024	112	70	100	-	-	-	-	-	-	-	-	-	282	-12%	282
	2023	109	105	105	80	80	79	61	77	69	89	69	61	319	▼	984
Miscellaneous/ Other	2024	37	24	23	-	-	-	-	-	-	-	-	-	84	11%	84
	2023	21	19	36	17	29	18	27	32	27	44	21	18	76	▲	309
Others	2024	-	-	-	-	-	-	-	-	-	-	-	-	0	0	0
	2023	-	-	-	-	-	-	-	-	-	1	-	-	0	↔	1

Filings by Case Category																
Case Categories		Jan	Feb	Mar	Apr	May	Jun	Jul	Aug	Sep	Oct	Nov	Dec	Thru Mar	% Change	Total
Administrative Law	2024	1	-	-	-	-	-	-	-	-	-	-	-	1	1	1
	2023	-	-	-	-	-	1	-	-	-	1	-	-	0	↔	2
Contested Divorce	2024	2	2	1	-	-	-	-	-	-	-	-	-	5	-29%	5
	2023	1	2	4	1	-	2	1	2	2	3	4	1	7	▼	23
Domestic and Family - Level 1	2024	4	-	-	-	-	-	-	-	-	-	-	-	4	-20%	4
	2023	2	3	-	1	6	2	1	-	4	1	1	4	5	▼	25
Domestic and Family - Level 2	2024	-	-	1	-	-	-	-	-	-	-	-	-	1	1	1
	2023	-	-	-	-	-	-	-	1	-	-	2	-	0	↔	3
Felonies and Related Matters	2024	11	21	16	-	-	-	-	-	-	-	-	-	48	-41%	48
	2023	8	41	33	13	8	12	12	8	15	32	7	29	82	▼	218
General Civil - Level 1	2024	-	-	-	-	-	-	-	-	-	-	-	-	0	-100%	0
	2023	-	1	-	-	1	-	-	-	-	-	1	-	1	▼	3
General Civil - Level 2	2024	6	1	8	-	-	-	-	-	-	-	-	-	15	15%	15
	2023	4	6	3	2	9	6	2	6	6	6	4	1	13	▲	55
General Civil - Level 3	2024	1	1	2	-	-	-	-	-	-	-	-	-	4	-43%	4
	2023	-	1	6	-	-	2	1	1	7	4	1	-	7	▼	23
Miscellaneous Civil	2024	129	88	117	-	-	-	-	-	-	-	-	-	334	-7%	334
	2023	122	116	123	90	95	91	81	100	85	113	88	74	361	▼	1,178
Misdemeanor	2024	1	3	12	-	-	-	-	-	-	-	-	-	16	7%	16
	2023	2	9	4	5	11	6	2	10	4	6	2	12	15	▲	73
Other	2024	18	3	5	-	-	-	-	-	-	-	-	-	26	0%	26
	2023	5	5	16	5	14	2	7	8	7	18	2	5	26	↔	94
Other Criminally Related Matters	2024	3	-	1	-	-	-	-	-	-	-	-	-	4	0%	4
	2023	-	-	4	-	-	-	1	1	-	1	-	-	4	↔	7
Probates/Wills & Trusts - Level 2	2024	1	-	1	-	-	-	-	-	-	-	-	-	2	-50%	2
	2023	1	3	-	-	1	1	-	1	-	2	1	-	4	▼	10
Protective Orders	2024	-	-	1	-	-	-	-	-	-	-	-	-	1	1	1
	2023	-	-	-	-	-	-	-	-	-	-	-	-	0	↔	0
Uncontested Divorce	2024	3	5	7	-	-	-	-	-	-	-	-	-	15	-38%	15
	2023	10	8	6	2	3	6	12	8	4	4	3	2	24	▼	68

This report reflects data in the case management system. Numbers will update accordingly as reports are refreshed and posted.

CPSS-CCMS-10.01 CASELOAD STATISTICS OF THE CIRCUIT COURTS

Petersburg

January 2023 -- March 2024 Filings

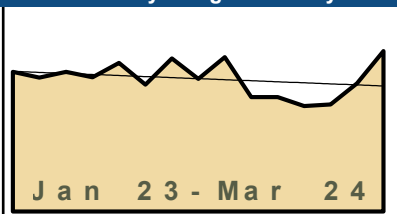
Alexandria and Fairfax Circuit are not Included in State Totals

Dashboard

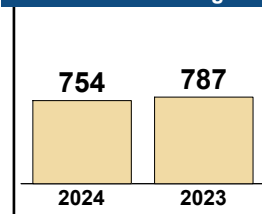
Court: Petersburg Circuit
Start/End Date: Jan-23 / Mar-24
2023 Average Month: 254
Jan-Mar 2023: 787
Filings Trending: ▼

Circuit/Court ID: 11 211730
Type of Case: Filings
2024 Average Month: 251
Jan-Mar 2024 : 754
Overall AVG. Month: 253

Monthly Filings Summary



Jan --- Mar Filings



Filings by Division

Divisions		Jan	Feb	Mar	Apr	May	Jun	Jul	Aug	Sep	Oct	Nov	Dec	Thru Mar	% Change	Total
Total	2024	204	244	306	-	-	-	-	-	-	-	-	-	754	-4%	754
	2023	266	255	266	256	283	242	292	253	294	218	218	201	787	▼	3,044
Civil	2024	44	37	50	-	-	-	-	-	-	-	-	-	131	42%	131
	2023	20	31	41	38	37	45	53	26	35	28	38	31	92	▲	423
Criminal	2024	105	138	188	-	-	-	-	-	-	-	-	-	431	3%	431
	2023	157	133	130	148	160	112	130	115	180	98	88	88	420	▲	1,539
Concealed Handgun Permits	2024	23	29	29	-	-	-	-	-	-	-	-	-	81	-19%	81
	2023	31	32	37	22	21	24	27	33	21	26	36	23	100	▼	333
Miscellaneous/ Other	2024	31	40	37	-	-	-	-	-	-	-	-	-	108	-37%	108
	2023	56	57	58	48	63	60	81	78	57	65	56	59	171	▼	738
Others	2024	1	-	2	-	-	-	-	-	-	-	-	-	3	-25%	3
	2023	2	2	-	-	2	1	1	1	1	1	-	-	4	▼	11

Filings by Case Category

Case Categories		Jan	Feb	Mar	Apr	May	Jun	Jul	Aug	Sep	Oct	Nov	Dec	Thru Mar	% Change	Total
Administrative Law	2024	-	-	-	-	-	-	-	-	-	-	-	-	0	-100%	0
	2023	-	-	1	-	-	1	-	-	-	-	1	4	1	▼	7
Contested Divorce	2024	1	2	2	-	-	-	-	-	-	-	-	-	5	67%	5
	2023	-	1	2	2	1	3	4	1	1	4	2	2	3	▲	23
Domestic and Family - Level 1	2024	-	3	2	-	-	-	-	-	-	-	-	-	5	150%	5
	2023	1	-	1	-	-	14	2	5	3	1	-	-	2	▲	27
Domestic and Family - Level 2	2024	-	4	-	-	-	-	-	-	-	-	-	-	4	0%	4
	2023	1	2	1	-	-	-	2	1	1	1	-	1	4	↔	10
Felonies and Related Matters	2024	69	52	136	-	-	-	-	-	-	-	-	-	257	-3%	257
	2023	98	81	85	112	87	46	52	44	116	53	35	40	264	▼	849
General Civil - Level 1	2024	1	2	-	-	-	-	-	-	-	-	-	-	3	50%	3
	2023	-	1	1	1	1	1	2	-	-	1	1	-	2	▲	9
General Civil - Level 2	2024	14	11	15	-	-	-	-	-	-	-	-	-	40	54%	40
	2023	4	7	15	13	10	9	11	8	7	8	6	9	26	▲	107
General Civil - Level 3	2024	20	10	18	-	-	-	-	-	-	-	-	-	48	14%	48
	2023	9	20	13	11	19	12	27	4	11	11	19	16	42	▲	172
Miscellaneous Civil	2024	40	58	53	-	-	-	-	-	-	-	-	-	151	-12%	151
	2023	57	55	60	44	36	43	48	42	33	43	44	38	172	▼	543
Misdemeanor	2024	36	68	49	-	-	-	-	-	-	-	-	-	153	33%	153
	2023	54	37	24	26	60	43	40	49	43	35	29	42	115	▲	482
Other	2024	15	10	16	-	-	-	-	-	-	-	-	-	41	-58%	41
	2023	32	30	35	25	49	41	60	70	44	48	48	42	97	▼	524
Other Criminally Related Matters	2024	1	18	4	-	-	-	-	-	-	-	-	-	23	-47%	23
	2023	7	15	21	12	13	23	38	22	23	11	24	6	43	▼	215
Probates/Wills & Trusts - Level 1	2024	2	-	-	-	-	-	-	-	-	-	-	-	2	2	2
	2023	-	-	-	-	-	-	-	-	-	-	-	-	0	↔	0
Probates/Wills & Trusts - Level 2	2024	1	-	4	-	-	-	-	-	-	-	-	-	5	-17%	5
	2023	1	4	1	1	2	-	1	1	3	-	-	1	6	▼	15
Protective Orders	2024	-	-	-	-	-	-	-	-	-	-	-	-	0	0	0
	2023	-	-	-	-	-	-	-	-	-	-	1	-	0	↔	1
Uncontested Divorce	2024	4	6	7	-	-	-	-	-	-	-	-	-	17	70%	17
	2023	2	2	6	9	5	6	5	6	8	1	6	4	10	▲	60

This report reflects data in the case management system. Numbers will update accordingly as reports are refreshed and posted.

Dashboard		Monthly Filings Summary		Jan --- Mar Filings	
Court: Chesterfield Circuit	Circuit/Court ID: 12 212041				
Start/End Date: Jan-23 / Mar-24	Type of Case: Filings				
2023 Average Month: 1,822	2024 Average Month: 1,872				
Jan-Mar 2023: 6,133	Jan-Mar 2024 : 5,617				
Filings Trending: ▼	Overall AVG. Month: 1,832				

Filings by Division																
Divisions		Jan	Feb	Mar	Apr	May	Jun	Jul	Aug	Sep	Oct	Nov	Dec	Thru Mar	% Change	Total
Total	2024	1,816	1,878	1,923	-	-	-	-	-	-	-	-	-	5,617	-8%	5,617
	2023	1,996	1,922	2,215	1,797	1,922	1,745	1,648	1,808	1,788	1,746	1,724	1,547	6,133	▼	21,858
Civil	2024	226	249	269	-	-	-	-	-	-	-	-	-	744	-4%	744
	2023	248	246	285	217	251	238	204	276	232	206	212	205	779	▼	2,820
Criminal	2024	298	376	441	-	-	-	-	-	-	-	-	-	1,115	-13%	1,115
	2023	424	356	501	378	417	443	412	418	481	338	466	312	1,281	▼	4,946
Concealed Handgun Permits	2024	534	504	489	-	-	-	-	-	-	-	-	-	1,527	-21%	1,527
	2023	661	595	683	511	491	414	386	437	415	463	404	405	1,939	▼	5,865
Miscellaneous/ Other	2024	756	745	720	-	-	-	-	-	-	-	-	-	2,221	4%	2,221
	2023	660	724	745	688	760	649	644	675	655	739	638	623	2,129	▲	8,200
Others	2024	2	4	4	-	-	-	-	-	-	-	-	-	10	100%	10
	2023	3	1	1	3	3	1	2	2	5	-	4	2	5	▲	27

Filings by Case Category																
Case Categories		Jan	Feb	Mar	Apr	May	Jun	Jul	Aug	Sep	Oct	Nov	Dec	Thru Mar	% Change	Total
Administrative Law	2024	2	1	1	-	-	-	-	-	-	-	-	-	4	33%	4
	2023	1	1	1	3	2	1	-	4	3	3	1	1	3	▲	21
Capital Murder	2024	-	2	-	-	-	-	-	-	-	-	-	-	2	2	2
	2023	-	-	-	-	4	-	-	-	-	-	-	-	0	↔	4
Contested Divorce	2024	39	28	33	-	-	-	-	-	-	-	-	-	100	12%	100
	2023	34	20	35	21	27	32	20	29	22	24	26	18	89	▲	308
Domestic and Family - Level 1	2024	29	19	32	-	-	-	-	-	-	-	-	-	80	-13%	80
	2023	20	31	41	35	25	25	12	24	40	19	21	25	92	▼	318
Domestic and Family - Level 2	2024	8	2	8	-	-	-	-	-	-	-	-	-	18	-18%	18
	2023	6	9	7	7	7	3	8	11	3	4	8	8	22	▼	81
Felonies and Related Matters	2024	185	236	300	-	-	-	-	-	-	-	-	-	721	-15%	721
	2023	283	218	346	246	261	279	292	281	352	206	309	197	847	▼	3,270
General Civil - Level 1	2024	3	2	2	-	-	-	-	-	-	-	-	-	7	-13%	7
	2023	2	5	1	1	3	1	3	2	2	2	1	2	8	▼	25
General Civil - Level 2	2024	60	88	76	-	-	-	-	-	-	-	-	-	224	1%	224
	2023	86	77	59	51	88	71	63	75	60	71	74	63	222	▲	838
General Civil - Level 3	2024	20	19	20	-	-	-	-	-	-	-	-	-	59	-17%	59
	2023	21	20	30	19	21	27	25	50	20	21	16	28	71	▼	298
Miscellaneous Civil	2024	725	717	728	-	-	-	-	-	-	-	-	-	2,170	-11%	2,170
	2023	827	761	858	669	657	549	571	578	612	717	593	561	2,446	▼	7,953
Misdemeanor	2024	80	106	111	-	-	-	-	-	-	-	-	-	297	-16%	297
	2023	110	108	136	96	121	124	99	120	105	107	138	85	354	▼	1,349
Other	2024	560	531	478	-	-	-	-	-	-	-	-	-	1,569	-3%	1,569
	2023	503	559	560	536	590	517	457	534	463	483	450	458	1,622	▼	6,110
Other Criminally Related Matters	2024	34	35	32	-	-	-	-	-	-	-	-	-	101	5%	101
	2023	32	31	33	36	32	50	23	19	26	27	19	31	96	▲	359
Probates/Wills & Trusts - Level 1	2024	1	1	1	-	-	-	-	-	-	-	-	-	3	-40%	3
	2023	3	2	-	-	1	1	-	2	1	2	2	1	5	▼	15
Probates/Wills & Trusts - Level 2	2024	8	14	12	-	-	-	-	-	-	-	-	-	34	-23%	34
	2023	15	12	17	12	6	9	9	11	7	6	10	19	44	▼	133
Protective Orders	2024	1	2	2	-	-	-	-	-	-	-	-	-	5	-44%	5
	2023	2	-	7	1	-	2	-	2	3	1	-	1	9	▼	19
Uncontested Divorce	2024	61	75	87	-	-	-	-	-	-	-	-	-	223	10%	223
	2023	51	68	84	64	77	54	66	66	69	53	56	49	203	▲	757

This report reflects data in the case management system. Numbers will update accordingly as reports are refreshed and posted.

Dashboard		Monthly Filings Summary		Jan --- Mar Filings	
Court: Colonial Heights Circuit	Circuit/Court ID: 12 212570				
Start/End Date: Jan-23 / Mar-24	Type of Case: Filings				
2023 Average Month: 126	2024 Average Month: 129				
Jan-Mar 2023: 410	Jan-Mar 2024 : 387				
Filings Trending: ▼	Overall AVG. Month: 127				

Filings by Division																
Divisions		Jan	Feb	Mar	Apr	May	Jun	Jul	Aug	Sep	Oct	Nov	Dec	Thru Mar	% Change	Total
Total	2024	95	113	179	-	-	-	-	-	-	-	-	-	387	-6%	387
	2023	138	113	159	118	84	139	109	120	167	145	106	113	410	▼	1,511
Civil	2024	9	16	16	-	-	-	-	-	-	-	-	-	41	58%	41
	2023	9	7	10	14	10	18	13	13	13	14	11	15	26	▲	147
Criminal	2024	40	47	80	-	-	-	-	-	-	-	-	-	167	-12%	167
	2023	70	51	68	71	36	73	67	69	108	94	58	56	189	▼	821
Concealed Handgun Permits	2024	26	27	40	-	-	-	-	-	-	-	-	-	93	-24%	93
	2023	40	34	49	25	25	25	20	23	23	22	22	23	123	▼	331
Miscellaneous/ Other	2024	20	23	43	-	-	-	-	-	-	-	-	-	86	19%	86
	2023	19	21	32	8	13	23	9	14	19	14	15	19	72	▲	206
Others	2024	-	-	-	-	-	-	-	-	-	-	-	-	0	0	0
	2023	-	-	-	-	-	-	-	1	4	1	-	-	0	↔	6

Filings by Case Category																
Case Categories		Jan	Feb	Mar	Apr	May	Jun	Jul	Aug	Sep	Oct	Nov	Dec	Thru Mar	% Change	Total
Administrative Law	2024	-	1	-	-	-	-	-	-	-	-	-	-	1	1	1
	2023	-	-	-	-	-	-	-	-	-	-	-	-	0	↔	0
Contested Divorce	2024	1	-	1	-	-	-	-	-	-	-	-	-	2	-33%	2
	2023	2	-	1	3	1	1	1	-	-	1	2	1	3	▼	13
Domestic and Family - Level 1	2024	1	-	6	-	-	-	-	-	-	-	-	-	7	250%	7
	2023	-	-	2	-	-	6	-	5	-	5	1	4	2	▲	23
Domestic and Family - Level 2	2024	-	-	-	-	-	-	-	-	-	-	-	-	0	-100%	0
	2023	-	-	1	1	-	2	-	1	3	3	-	1	1	▼	12
Felonies and Related Matters	2024	26	31	55	-	-	-	-	-	-	-	-	-	112	-15%	112
	2023	41	40	50	42	28	51	49	51	82	81	45	45	131	▼	605
General Civil - Level 1	2024	-	2	-	-	-	-	-	-	-	-	-	-	2	100%	2
	2023	1	-	-	-	-	-	-	1	-	-	-	-	1	▲	2
General Civil - Level 2	2024	6	4	6	-	-	-	-	-	-	-	-	-	16	433%	16
	2023	-	-	3	3	3	-	1	4	3	2	1	2	3	▲	22
General Civil - Level 3	2024	-	3	7	-	-	-	-	-	-	-	-	-	10	900%	10
	2023	1	-	-	1	4	3	6	1	3	2	4	2	1	▲	27
Miscellaneous Civil	2024	34	37	60	-	-	-	-	-	-	-	-	-	131	-22%	131
	2023	50	47	70	30	32	34	27	32	37	28	27	35	167	▼	449
Misdemeanor	2024	11	15	14	-	-	-	-	-	-	-	-	-	40	-9%	40
	2023	24	10	10	26	6	18	17	13	23	10	13	10	44	▼	180
Other	2024	9	13	12	-	-	-	-	-	-	-	-	-	34	26%	34
	2023	9	8	10	3	4	12	3	5	7	7	8	5	27	▲	81
Other Criminally Related Matters	2024	3	1	11	-	-	-	-	-	-	-	-	-	15	7%	15
	2023	5	1	8	3	2	9	1	5	3	3	-	1	14	▲	41
Probates/Wills & Trusts - Level 1	2024	-	-	1	-	-	-	-	-	-	-	-	-	1	1	1
	2023	-	-	-	-	-	-	-	-	-	-	-	1	0	↔	1
Probates/Wills & Trusts - Level 2	2024	-	2	-	-	-	-	-	-	-	-	-	-	2	-33%	2
	2023	1	2	-	1	-	-	-	-	2	-	-	-	3	▼	6
Protective Orders	2024	-	-	-	-	-	-	-	-	-	-	-	-	0	-100%	0
	2023	-	2	1	-	-	1	-	1	-	-	1	-	3	▼	6
Uncontested Divorce	2024	4	4	6	-	-	-	-	-	-	-	-	-	14	40%	14
	2023	4	3	3	5	4	2	4	1	4	3	4	6	10	▲	43

This report reflects data in the case management system. Numbers will update accordingly as reports are refreshed and posted.

Dashboard		Monthly Filings Summary		Jan --- Mar Filings	
Court: Richmond Circuit	Circuit/Court ID: 13 213760				
Start/End Date: Jan-23 / Mar-24	Type of Case: Filings				
2023 Average Month: 1,038	2024 Average Month: 1,040				
Jan-Mar 2023: 3,414	Jan-Mar 2024 : 3,121				
Filings Trending: ▼	Overall AVG. Month: 1,039				

Filings by Division																
Divisions		Jan	Feb	Mar	Apr	May	Jun	Jul	Aug	Sep	Oct	Nov	Dec	Thru Mar	% Change	Total
Total	2024	1,096	1,069	956	-	-	-	-	-	-	-	-	-	3,121	-9%	3,121
	2023	1,113	1,067	1,234	999	1,172	1,086	953	1,039	864	1,134	926	874	3,414	▼	12,461
Civil	2024	221	221	203	-	-	-	-	-	-	-	-	-	645	-10%	645
	2023	225	244	244	201	213	191	158	186	165	221	159	161	713	▼	2,368
Criminal	2024	362	290	265	-	-	-	-	-	-	-	-	-	917	-3%	917
	2023	311	265	374	275	366	353	254	333	240	392	285	254	950	▼	3,702
Concealed Handgun Permits	2024	112	121	122	-	-	-	-	-	-	-	-	-	355	-27%	355
	2023	162	145	176	136	144	116	104	102	89	103	100	115	483	▼	1,492
Miscellaneous/ Other	2024	398	433	361	-	-	-	-	-	-	-	-	-	1,192	-5%	1,192
	2023	408	410	438	384	447	424	432	414	365	418	379	342	1,256	▼	4,861
Others	2024	3	4	5	-	-	-	-	-	-	-	-	-	12	0%	12
	2023	7	3	2	3	2	2	5	4	5	-	3	2	12	↔	38

Filings by Case Category																
Case Categories		Jan	Feb	Mar	Apr	May	Jun	Jul	Aug	Sep	Oct	Nov	Dec	Thru Mar	% Change	Total
Administrative Law	2024	5	3	9	-	-	-	-	-	-	-	-	-	17	55%	17
	2023	2	4	5	3	7	3	5	3	3	5	1	4	11	▲	45
Capital Murder	2024	1	-	-	-	-	-	-	-	-	-	-	-	1	0%	1
	2023	1	-	-	-	-	-	-	1	-	-	-	-	1	↔	2
Contested Divorce	2024	11	13	11	-	-	-	-	-	-	-	-	-	35	3%	35
	2023	9	7	18	10	11	12	12	10	11	10	7	8	34	▲	125
Domestic and Family - Level 1	2024	4	17	17	-	-	-	-	-	-	-	-	-	38	-21%	38
	2023	9	26	13	15	8	13	10	8	11	16	7	8	48	▼	144
Domestic and Family - Level 2	2024	19	16	17	-	-	-	-	-	-	-	-	-	52	41%	52
	2023	14	13	10	17	23	19	10	14	16	15	16	8	37	▲	175
Felonies and Related Matters	2024	286	230	196	-	-	-	-	-	-	-	-	-	712	-2%	712
	2023	247	201	276	199	290	261	183	269	157	312	212	202	724	▼	2,809
General Civil - Level 1	2024	4	3	9	-	-	-	-	-	-	-	-	-	16	-11%	16
	2023	9	6	3	6	9	6	7	11	6	5	8	11	18	▼	87
General Civil - Level 2	2024	129	100	101	-	-	-	-	-	-	-	-	-	330	0%	330
	2023	107	113	110	107	94	91	72	97	79	124	90	92	330	↔	1,176
General Civil - Level 3	2024	39	33	33	-	-	-	-	-	-	-	-	-	105	-30%	105
	2023	52	52	46	25	31	26	35	31	38	31	22	24	150	▼	413
Miscellaneous Civil	2024	270	340	307	-	-	-	-	-	-	-	-	-	917	-9%	917
	2023	331	307	367	320	331	271	298	252	260	257	272	228	1,005	▼	3,494
Misdemeanor	2024	44	31	45	-	-	-	-	-	-	-	-	-	120	-10%	120
	2023	34	43	57	51	37	60	36	31	53	54	49	28	134	▼	533
Other	2024	204	199	145	-	-	-	-	-	-	-	-	-	548	-21%	548
	2023	224	233	237	190	240	244	214	241	175	234	187	208	694	▼	2,627
Other Criminally Related Matters	2024	40	35	32	-	-	-	-	-	-	-	-	-	107	-3%	107
	2023	36	27	47	29	47	42	39	38	33	34	29	27	110	▼	428
Probates/Wills & Trusts - Level 1	2024	1	-	2	-	-	-	-	-	-	-	-	-	3	200%	3
	2023	-	-	1	-	-	3	1	-	-	1	-	1	1	▲	7
Probates/Wills & Trusts - Level 2	2024	14	29	6	-	-	-	-	-	-	-	-	-	49	81%	49
	2023	9	5	13	8	6	6	8	6	4	9	9	3	27	▲	86
Uncontested Divorce	2024	25	20	26	-	-	-	-	-	-	-	-	-	71	-21%	71
	2023	29	30	31	19	38	29	23	27	18	27	17	22	90	▼	310

Dashboard		Circuit/Court ID: 14 214087	
Court: Henrico Circuit	Start/End Date: Jan-23 / Mar-24	Type of Case: Filings	2024 Average Month: 1,450
2023 Average Month: 1,450	Jan-Mar 2023: 4,285	2024 Average Month: 1,532	Jan-Mar 2024 : 4,597
Filings Trending: ▲	Overall AVG. Month: 1,466		

Monthly Filings Summary

Jan 23 - Mar 24

Jan --- Mar Filings

4,597	4,285
2024	2023

Filings by Division																
Divisions		Jan	Feb	Mar	Apr	May	Jun	Jul	Aug	Sep	Oct	Nov	Dec	Thru Mar	% Change	Total
Total	2024	1,424	1,593	1,580	-	-	-	-	-	-	-	-	-	4,597	7%	4,597
	2023	1,391	1,294	1,600	1,251	1,672	1,615	1,412	1,586	1,351	1,516	1,497	1,215	4,285	▲	17,400
Civil	2024	210	177	174	-	-	-	-	-	-	-	-	-	561	-7%	561
	2023	193	189	219	186	238	226	155	211	194	167	183	129	601	▼	2,290
Criminal	2024	513	444	583	-	-	-	-	-	-	-	-	-	1,540	-4%	1,540
	2023	535	502	574	349	500	520	484	560	495	413	613	467	1,611	▼	6,012
Concealed Handgun Permits	2024	372	314	331	-	-	-	-	-	-	-	-	-	1,017	-12%	1,017
	2023	380	356	420	284	310	255	285	247	256	310	293	238	1,156	▼	3,634
Miscellaneous/ Other	2024	320	649	488	-	-	-	-	-	-	-	-	-	1,457	61%	1,457
	2023	280	243	383	429	621	610	481	562	400	621	402	375	906	▲	5,407
Others	2024	9	9	4	-	-	-	-	-	-	-	-	-	22	100%	22
	2023	3	4	4	3	3	4	7	6	6	5	6	6	11	▲	57

Filings by Case Category																
Case Categories		Jan	Feb	Mar	Apr	May	Jun	Jul	Aug	Sep	Oct	Nov	Dec	Thru Mar	% Change	Total
Administrative Law	2024	1	-	-	-	-	-	-	-	-	-	-	-	1	-88%	1
	2023	3	4	1	-	1	3	2	5	1	3	2	1	8	▼	26
Capital Murder	2024	1	-	-	-	-	-	-	-	-	-	-	-	1	1	1
	2023	-	-	-	-	-	-	-	-	-	-	-	-	0	↔	0
Contested Divorce	2024	28	19	21	-	-	-	-	-	-	-	-	-	68	-7%	68
	2023	26	25	22	22	31	21	12	34	22	18	13	17	73	▼	263
Domestic and Family - Level 1	2024	23	15	23	-	-	-	-	-	-	-	-	-	61	5%	61
	2023	27	15	16	15	22	35	17	9	18	14	19	9	58	▲	216
Domestic and Family - Level 2	2024	7	3	5	-	-	-	-	-	-	-	-	-	15	-17%	15
	2023	6	7	5	5	7	2	2	4	5	5	7	2	18	▼	57
Felonies and Related Matters	2024	331	285	403	-	-	-	-	-	-	-	-	-	1,019	-5%	1,019
	2023	355	334	385	210	317	354	305	348	329	250	407	313	1,074	▼	3,907
General Civil - Level 1	2024	6	4	2	-	-	-	-	-	-	-	-	-	12	33%	12
	2023	-	6	3	2	7	4	2	3	6	3	2	2	9	▲	40
General Civil - Level 2	2024	59	68	64	-	-	-	-	-	-	-	-	-	191	-8%	191
	2023	56	66	86	72	94	83	54	69	76	64	67	43	208	▼	830
General Civil - Level 3	2024	21	19	32	-	-	-	-	-	-	-	-	-	72	24%	72
	2023	15	19	24	25	23	39	21	27	16	10	27	12	58	▲	258
Miscellaneous Civil	2024	552	531	572	-	-	-	-	-	-	-	-	-	1,655	-13%	1,655
	2023	637	568	708	503	554	500	517	470	445	544	473	460	1,913	▼	6,379
Misdemeanor	2024	160	115	148	-	-	-	-	-	-	-	-	-	423	1%	423
	2023	137	124	156	106	134	133	136	151	131	115	161	119	417	▲	1,603
Other	2024	133	436	224	-	-	-	-	-	-	-	-	-	793	529%	793
	2023	23	23	80	186	373	342	243	340	202	384	220	157	126	▲	2,573
Other Criminally Related Matters	2024	32	50	34	-	-	-	-	-	-	-	-	-	116	-9%	116
	2023	46	45	36	35	50	41	44	66	37	53	47	35	127	▼	535
Probates/Wills & Trusts - Level 1	2024	1	4	-	-	-	-	-	-	-	-	-	-	5	67%	5
	2023	2	-	1	1	1	4	2	-	2	3	1	-	3	▲	17
Probates/Wills & Trusts - Level 2	2024	13	4	7	-	-	-	-	-	-	-	-	-	24	-27%	24
	2023	9	7	17	10	11	11	4	6	7	5	6	6	33	▼	99
Protective Orders	2024	1	-	-	-	-	-	-	-	-	-	-	-	1	1	1
	2023	-	-	-	-	-	1	-	-	-	-	-	-	0	↔	1
Uncontested Divorce	2024	55	40	45	-	-	-	-	-	-	-	-	-	140	-13%	140
	2023	49	51	60	59	47	42	51	54	54	45	45	39	160	▼	596

Dashboard		Monthly Filings Summary		Jan --- Mar Filings					
<p>Court: Caroline Circuit Start/End Date: Jan-23 / Mar-24 2023 Average Month: 175 Jan-Mar 2023: 539 Filings Trending: ↔</p>	<p>Circuit/Court ID: 15 215033 Type of Case: Filings 2024 Average Month: 184 Jan-Mar 2024 : 551 Overall AVG. Month: 177</p>			<table border="1" style="margin: auto;"> <tr> <td style="text-align: center; width: 50px;">551</td> <td style="text-align: center; width: 50px;">539</td> </tr> <tr> <td style="text-align: center;">2024</td> <td style="text-align: center;">2023</td> </tr> </table>		551	539	2024	2023
551	539								
2024	2023								

Filings by Division																
Divisions		Jan	Feb	Mar	Apr	May	Jun	Jul	Aug	Sep	Oct	Nov	Dec	Thru Mar	% Change	Total
Total	2024	166	152	233	-	-	-	-	-	-	-	-	-	551	2%	551
	2023	172	166	201	157	265	152	152	194	179	184	136	139	539	▲	2,097
Civil	2024	16	29	31	-	-	-	-	-	-	-	-	-	76	41%	76
	2023	18	20	16	22	29	24	14	22	18	16	14	25	54	▲	238
Criminal	2024	66	48	72	-	-	-	-	-	-	-	-	-	186	11%	186
	2023	53	55	59	34	132	61	69	59	70	84	41	38	167	▲	755
Concealed Handgun Permits	2024	61	57	88	-	-	-	-	-	-	-	-	-	206	-11%	206
	2023	74	66	91	60	63	40	41	74	61	48	57	47	231	▼	722
Miscellaneous/ Other	2024	23	18	42	-	-	-	-	-	-	-	-	-	83	0%	83
	2023	27	22	34	39	41	27	28	39	29	36	24	28	83	↔	374
Others	2024	-	-	-	-	-	-	-	-	-	-	-	-	0	-100%	0
	2023	-	3	1	2	-	-	-	-	-	1	-	-	4	▼	8

Filings by Case Category																
Case Categories		Jan	Feb	Mar	Apr	May	Jun	Jul	Aug	Sep	Oct	Nov	Dec	Thru Mar	% Change	Total
Administrative Law	2024	-	1	-	-	-	-	-	-	-	-	-	-	1	1	1
	2023	-	-	-	-	-	-	-	-	-	1	-	-	-	0	↔
Contested Divorce	2024	2	3	1	-	-	-	-	-	-	-	-	-	6	100%	6
	2023	-	1	2	-	2	1	1	5	3	1	-	2	3	▲	18
Domestic and Family - Level 1	2024	2	2	5	-	-	-	-	-	-	-	-	-	9	13%	9
	2023	2	5	1	1	1	3	1	1	2	-	3	9	8	▲	29
Domestic and Family - Level 2	2024	1	8	-	-	-	-	-	-	-	-	-	-	9	350%	9
	2023	2	-	-	1	16	8	-	1	-	1	1	1	2	▲	31
Felonies and Related Matters	2024	33	30	39	-	-	-	-	-	-	-	-	-	102	-1%	102
	2023	30	36	37	27	90	34	56	31	42	55	25	24	103	▼	487
General Civil - Level 1	2024	-	-	1	-	-	-	-	-	-	-	-	-	1	1	1
	2023	-	-	-	-	1	-	-	-	-	-	-	-	0	↔	1
General Civil - Level 2	2024	4	3	5	-	-	-	-	-	-	-	-	-	12	0%	12
	2023	3	6	3	5	5	4	2	8	3	6	4	6	12	↔	55
General Civil - Level 3	2024	3	8	14	-	-	-	-	-	-	-	-	-	25	150%	25
	2023	5	2	3	9	2	1	3	5	1	1	2	2	10	▲	36
Miscellaneous Civil	2024	83	73	103	-	-	-	-	-	-	-	-	-	259	-5%	259
	2023	89	81	104	73	88	59	58	94	82	71	76	64	274	▼	939
Misdemeanor	2024	22	12	29	-	-	-	-	-	-	-	-	-	63	24%	63
	2023	16	17	18	4	38	21	12	25	24	29	14	14	51	▲	232
Other	2024	-	-	26	-	-	-	-	-	-	-	-	-	26	-42%	26
	2023	13	11	21	27	17	8	10	18	12	14	4	13	45	▼	168
Other Criminally Related Matters	2024	11	6	4	-	-	-	-	-	-	-	-	-	21	50%	21
	2023	7	3	4	3	4	6	1	3	4	-	2	1	14	▲	38
Probates/Wills & Trusts - Level 1	2024	-	1	-	-	-	-	-	-	-	-	-	-	1	1	1
	2023	-	-	-	-	-	-	-	-	1	-	-	-	0	↔	1
Probates/Wills & Trusts - Level 2	2024	-	1	3	-	-	-	-	-	-	-	-	-	4	100%	4
	2023	-	-	2	-	-	2	6	-	-	-	2	-	2	▲	12
Uncontested Divorce	2024	5	4	3	-	-	-	-	-	-	-	-	-	12	-20%	12
	2023	5	4	6	7	1	5	2	3	4	6	3	3	15	▼	49

This report reflects data in the case management system. Numbers will update accordingly as reports are refreshed and posted.

Dashboard		Monthly Filings Summary		Jan --- Mar Filings	
<p>Court: Essex Circuit Start/End Date: Jan-23 / Mar-24 2023 Average Month: 62 Jan-Mar 2023: 236 Filings Trending: ▼</p>	<p>Circuit/Court ID: 15 215057 Type of Case: Filings 2024 Average Month:52 Jan-Mar 2024 : 155 Overall AVG. Month: 60</p>				

Filings by Division																
Divisions		Jan	Feb	Mar	Apr	May	Jun	Jul	Aug	Sep	Oct	Nov	Dec	Thru Mar	% Change	Total
Total	2024	68	37	50	-	-	-	-	-	-	-	-	-	155	-34%	155
	2023	62	60	114	52	51	58	29	55	109	67	42	43	236	▼	742
Civil	2024	5	6	12	-	-	-	-	-	-	-	-	-	23	-12%	23
	2023	12	7	7	9	15	6	9	11	2	10	2	4	26	▼	94
Criminal	2024	16	4	5	-	-	-	-	-	-	-	-	-	25	-64%	25
	2023	10	3	56	20	7	16	3	17	61	22	9	22	69	▼	246
Concealed Handgun Permits	2024	28	14	18	-	-	-	-	-	-	-	-	-	60	-29%	60
	2023	25	30	29	12	11	25	15	13	30	20	16	12	84	▼	238
Miscellaneous/ Other	2024	19	13	15	-	-	-	-	-	-	-	-	-	47	-18%	47
	2023	15	20	22	11	18	11	2	14	16	15	14	5	57	▼	163
Others	2024	-	-	-	-	-	-	-	-	-	-	-	-	0	0	0
	2023	-	-	-	-	-	-	-	-	-	-	1	-	0	↔	1

Filings by Case Category																
Case Categories		Jan	Feb	Mar	Apr	May	Jun	Jul	Aug	Sep	Oct	Nov	Dec	Thru Mar	% Change	Total
Administrative Law	2024	-	-	-	-	-	-	-	-	-	-	-	-	0	0	0
	2023	-	-	-	-	-	-	1	-	-	-	-	-	0	↔	1
Contested Divorce	2024	-	1	2	-	-	-	-	-	-	-	-	-	3	-40%	3
	2023	1	2	2	1	1	1	-	-	-	-	-	-	5	▼	8
Domestic and Family - Level 1	2024	-	-	7	-	-	-	-	-	-	-	-	-	7	250%	7
	2023	1	-	1	-	6	-	1	9	-	-	-	1	2	▲	19
Domestic and Family - Level 2	2024	-	-	-	-	-	-	-	-	-	-	-	-	0	-100%	0
	2023	1	-	1	2	2	-	-	-	-	1	-	-	2	▼	7
Felonies and Related Matters	2024	13	3	2	-	-	-	-	-	-	-	-	-	18	-64%	18
	2023	7	2	41	17	7	13	2	9	60	12	5	15	50	▼	190
General Civil - Level 1	2024	-	-	-	-	-	-	-	-	-	-	-	-	0	0	0
	2023	-	-	-	1	-	1	-	-	-	-	1	-	0	↔	3
General Civil - Level 2	2024	3	2	1	-	-	-	-	-	-	-	-	-	6	100%	6
	2023	2	-	1	6	2	1	-	-	1	2	1	2	3	▲	18
General Civil - Level 3	2024	1	2	2	-	-	-	-	-	-	-	-	-	5	-29%	5
	2023	4	1	2	1	3	-	4	1	1	6	1	-	7	▼	24
Miscellaneous Civil	2024	34	16	23	-	-	-	-	-	-	-	-	-	73	-22%	73
	2023	29	32	33	15	16	27	17	14	33	26	22	15	94	▼	279
Misdemeanor	2024	3	-	-	-	-	-	-	-	-	-	-	-	3	-50%	3
	2023	3	1	2	-	-	-	1	4	-	8	2	3	6	▼	24
Other	2024	12	11	10	-	-	-	-	-	-	-	-	-	33	-28%	33
	2023	11	18	17	6	13	8	-	12	12	8	9	2	46	▼	116
Other Criminally Related Matters	2024	-	1	3	-	-	-	-	-	-	-	-	-	4	-69%	4
	2023	-	-	13	3	-	3	2	4	1	2	2	4	13	▼	34
Probates/Wills & Trusts - Level 1	2024	-	1	-	-	-	-	-	-	-	-	-	-	1	1	1
	2023	-	-	-	-	-	-	-	-	-	-	-	-	0	↔	0
Probates/Wills & Trusts - Level 2	2024	1	-	-	-	-	-	-	-	-	-	-	-	1	1	1
	2023	-	-	-	-	-	-	-	-	-	-	-	1	0	↔	1
Uncontested Divorce	2024	1	-	-	-	-	-	-	-	-	-	-	-	1	-88%	1
	2023	3	4	1	-	1	4	1	2	1	1	-	-	8	▼	18

CPSS-CCMS-10.01 CASELOAD STATISTICS OF THE CIRCUIT COURTS

Hanover

January 2023 -- March 2024 Filings

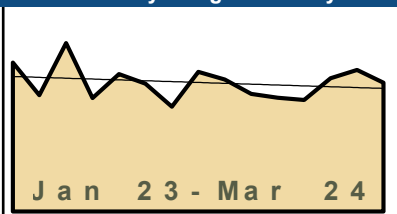
Alexandria and Fairfax Circuit are not Included in State Totals

Dashboard

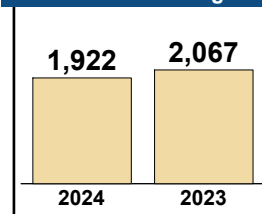
Court: Hanover Circuit
Start/End Date: Jan-23 / Mar-24
2023 Average Month: 608
Jan-Mar 2023: 2,067
Filings Trending: ▼

Circuit/Court ID: 15 215085
Type of Case: Filings
2024 Average Month: 641
Jan-Mar 2024 : 1,922
Overall AVG. Month: 615

Monthly Filings Summary



Jan --- Mar Filings



Filings by Division

Divisions		Jan	Feb	Mar	Apr	May	Jun	Jul	Aug	Sep	Oct	Nov	Dec	Thru Mar	% Change	Total
Total	2024	635	674	613	-	-	-	-	-	-	-	-	-	1,922	-7%	1,922
	2023	710	554	803	541	654	609	499	666	629	561	542	532	2,067	▼	7,300
Civil	2024	126	129	127	-	-	-	-	-	-	-	-	-	382	17%	382
	2023	82	94	150	99	130	145	102	151	119	116	93	104	326	▲	1,385
Criminal	2024	210	252	218	-	-	-	-	-	-	-	-	-	680	0%	680
	2023	225	184	274	199	271	215	177	284	261	195	221	236	683	▼	2,742
Concealed Handgun Permits	2024	251	208	199	-	-	-	-	-	-	-	-	-	658	-13%	658
	2023	291	216	248	192	176	172	139	161	158	199	171	154	755	▼	2,277
Miscellaneous/ Other	2024	48	85	67	-	-	-	-	-	-	-	-	-	200	-34%	200
	2023	112	60	130	51	77	77	81	69	90	51	57	38	302	▼	893
Others	2024	-	-	2	-	-	-	-	-	-	-	-	-	2	100%	2
	2023	-	-	1	-	-	-	-	1	1	-	-	-	1	▲	3

Filings by Case Category

Case Categories		Jan	Feb	Mar	Apr	May	Jun	Jul	Aug	Sep	Oct	Nov	Dec	Thru Mar	% Change	Total
Administrative Law	2024	1	2	1	-	-	-	-	-	-	-	-	-	4	300%	4
	2023	-	1	-	1	-	-	-	-	2	1	-	-	1	▲	5
Capital Murder	2024	-	-	-	-	-	-	-	-	-	-	-	-	0	0	0
	2023	-	-	-	-	2	-	-	-	-	-	-	-	0	↔	2
Contested Divorce	2024	26	22	23	-	-	-	-	-	-	-	-	-	71	22%	71
	2023	15	14	29	22	22	27	17	20	12	16	13	18	58	▲	225
Domestic and Family - Level 1	2024	5	5	5	-	-	-	-	-	-	-	-	-	15	25%	15
	2023	3	2	7	2	5	6	11	7	10	9	5	6	12	▲	73
Domestic and Family - Level 2	2024	5	2	5	-	-	-	-	-	-	-	-	-	12	-8%	12
	2023	2	4	7	1	13	9	7	10	10	6	5	2	13	▼	76
Felonies and Related Matters	2024	127	149	121	-	-	-	-	-	-	-	-	-	397	2%	397
	2023	132	89	167	129	163	118	109	161	166	111	142	118	388	▲	1,605
General Civil - Level 1	2024	-	-	-	-	-	-	-	-	-	-	-	-	0	0	0
	2023	-	-	-	1	-	1	2	-	-	1	-	1	0	↔	6
General Civil - Level 2	2024	34	41	38	-	-	-	-	-	-	-	-	-	113	71%	113
	2023	16	15	35	19	25	36	14	54	38	43	23	37	66	▲	355
General Civil - Level 3	2024	11	5	7	-	-	-	-	-	-	-	-	-	23	44%	23
	2023	4	9	3	4	6	13	6	12	6	2	8	5	16	▲	78
Miscellaneous Civil	2024	295	296	262	-	-	-	-	-	-	-	-	-	853	-19%	853
	2023	400	276	371	239	254	248	213	226	244	250	219	195	1,047	▼	3,135
Misdemeanor	2024	74	90	86	-	-	-	-	-	-	-	-	-	250	-8%	250
	2023	85	87	100	64	101	87	63	107	90	79	75	115	272	▼	1,053
Other	2024	5	6	7	-	-	-	-	-	-	-	-	-	18	29%	18
	2023	3	4	7	7	4	5	3	6	4	2	3	8	14	▲	56
Other Criminally Related Matters	2024	9	13	11	-	-	-	-	-	-	-	-	-	33	38%	33
	2023	8	8	8	6	9	10	8	16	7	5	5	3	24	▲	93
Probates/Wills & Trusts - Level 1	2024	-	1	1	-	-	-	-	-	-	-	-	-	2	100%	2
	2023	-	-	1	1	1	2	-	1	2	1	-	-	1	▲	9
Probates/Wills & Trusts - Level 2	2024	6	6	3	-	-	-	-	-	-	-	-	-	15	88%	15
	2023	2	1	5	4	5	2	-	1	1	-	2	2	8	▲	25
Uncontested Divorce	2024	37	36	43	-	-	-	-	-	-	-	-	-	116	-21%	116
	2023	40	44	63	41	44	45	46	45	37	35	42	22	147	▼	504

This report reflects data in the case management system. Numbers will update accordingly as reports are refreshed and posted.

CPSS-CCMS-10.01 CASELOAD STATISTICS OF THE CIRCUIT COURTS

King George

January 2023 -- March 2024 Filings


Alexandria and Fairfax Circuit are not Included in State Totals

Dashboard

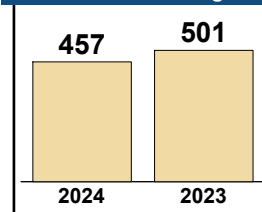
Court: King George Circuit
Start/End Date: Jan-23 / Mar-24
2023 Average Month: 142
Jan-Mar 2023: 501
Filings Trending: ▼

Circuit/Court ID: 15 215099
Type of Case: Filings
2024 Average Month: 152
Jan-Mar 2024 : 457
Overall AVG. Month: 144

Monthly Filings Summary



Jan --- Mar Filings



Filings by Division

Divisions	Jan	Feb	Mar	Apr	May	Jun	Jul	Aug	Sep	Oct	Nov	Dec	Thru Mar	% Change	Total
Total	207	120	130	-	-	-	-	-	-	-	-	-	457	-9%	457
2023	180	166	155	118	112	133	158	121	134	192	111	120	501	▼	1,700
Civil	14	13	18	-	-	-	-	-	-	-	-	-	45	-4%	45
2023	22	15	10	12	14	10	12	10	23	11	18	11	47	▼	168
Criminal	102	32	21	-	-	-	-	-	-	-	-	-	155	-16%	155
2023	70	63	51	37	21	51	76	36	45	100	25	46	184	▼	621
Concealed Handgun Permits	71	52	66	-	-	-	-	-	-	-	-	-	189	-6%	189
2023	60	71	71	49	60	58	52	59	50	66	54	40	202	▼	690
Miscellaneous/Other	20	23	25	-	-	-	-	-	-	-	-	-	68	0%	68
2023	28	17	23	20	17	14	18	16	16	15	14	23	68	↔	221

Filings by Case Category

Case Categories	Jan	Feb	Mar	Apr	May	Jun	Jul	Aug	Sep	Oct	Nov	Dec	Thru Mar	% Change	Total
Capital Murder	-	-	-	-	-	-	-	-	-	-	-	-	0	-100%	0
2023	-	-	1	-	-	-	-	-	-	-	-	-	1	▼	1
Contested Divorce	3	1	3	-	-	-	-	-	-	-	-	-	7	40%	7
2023	3	1	1	2	1	1	4	3	1	-	-	2	5	▲	19
Domestic and Family - Level 1	4	-	1	-	-	-	-	-	-	-	-	-	5	-44%	5
2023	-	7	2	2	1	4	1	1	4	-	-	-	9	▼	22
Domestic and Family - Level 2	1	1	1	-	-	-	-	-	-	-	-	-	3	50%	3
2023	2	-	-	-	1	-	-	1	2	3	1	-	2	▲	10
Felonies and Related Matters	75	20	10	-	-	-	-	-	-	-	-	-	105	-4%	105
2023	56	25	28	24	10	36	48	27	28	64	22	28	109	▼	396
General Civil - Level 1	2	-	1	-	-	-	-	-	-	-	-	-	3	3	3
2023	-	-	-	-	-	-	-	-	-	1	-	1	0	↔	2
General Civil - Level 2	2	4	3	-	-	-	-	-	-	-	-	-	9	80%	9
2023	4	-	1	1	7	3	3	1	6	2	7	2	5	▲	37
General Civil - Level 3	1	3	3	-	-	-	-	-	-	-	-	-	7	-22%	7
2023	7	1	1	2	2	1	2	-	-	1	5	2	9	▼	24
Miscellaneous Civil	79	65	80	-	-	-	-	-	-	-	-	-	224	-9%	224
2023	79	83	85	65	72	68	64	71	61	76	59	57	247	▼	840
Misdemeanor	26	11	8	-	-	-	-	-	-	-	-	-	45	-32%	45
2023	13	34	19	12	8	14	21	6	13	35	3	16	66	▼	194
Other	8	10	11	-	-	-	-	-	-	-	-	-	29	32%	29
2023	9	5	8	4	5	4	6	5	5	3	9	7	22	▲	70
Other Criminally Related Matters	1	1	3	-	-	-	-	-	-	-	-	-	5	-38%	5
2023	1	4	3	1	3	1	7	3	7	1	-	2	8	▼	33
Probates/Wills & Trusts - Level 2	-	-	-	-	-	-	-	-	-	-	-	-	0	-100%	0
2023	-	-	1	4	-	-	-	-	-	2	-	-	1	▼	7
Protective Orders	1	-	-	-	-	-	-	-	-	-	-	-	1	1	1
2023	-	-	-	-	-	-	-	-	1	-	-	2	0	↔	3
Uncontested Divorce	4	4	6	-	-	-	-	-	-	-	-	-	14	-18%	14
2023	6	6	5	1	2	1	2	3	6	4	5	1	17	▼	42

This report reflects data in the case management system. Numbers will update accordingly as reports are refreshed and posted.

Dashboard		Monthly Filings Summary		Jan --- Mar Filings					
<p>Court: Lancaster Circuit Start/End Date: Jan-23 / Mar-24 2023 Average Month: 64 Jan-Mar 2023: 214 Filings Trending: ↔</p>	<p>Circuit/Court ID: 15 215103 Type of Case: Filings 2024 Average Month:70 Jan-Mar 2024 : 210 Overall AVG. Month: 65</p>	<p style="text-align: center; font-weight: bold; font-size: 1.2em;">Jan 23 - Mar 24</p>		<table border="1" style="margin: auto; border-collapse: collapse;"> <tr> <td style="text-align: center; font-weight: bold; font-size: 1.5em;">210</td> <td style="text-align: center; font-weight: bold; font-size: 1.5em;">214</td> </tr> <tr> <td style="text-align: center; font-size: 0.8em;">2024</td> <td style="text-align: center; font-size: 0.8em;">2023</td> </tr> </table>		210	214	2024	2023
210	214								
2024	2023								

Filings by Division																
Divisions		Jan	Feb	Mar	Apr	May	Jun	Jul	Aug	Sep	Oct	Nov	Dec	Thru Mar	% Change	Total
Total	2024	99	69	42	-	-	-	-	-	-	-	-	-	210	-2%	210
	2023	63	81	70	59	64	47	88	45	68	88	33	59	214	▼	765
Civil	2024	18	7	4	-	-	-	-	-	-	-	-	-	29	107%	29
	2023	3	4	7	10	13	5	4	8	2	5	3	12	14	▲	76
Criminal	2024	51	35	11	-	-	-	-	-	-	-	-	-	97	39%	97
	2023	24	34	12	25	17	14	54	15	36	52	8	17	70	▲	308
Concealed Handgun Permits	2024	17	20	18	-	-	-	-	-	-	-	-	-	55	-43%	55
	2023	25	31	41	16	18	16	23	10	23	20	19	22	97	▼	264
Miscellaneous/ Other	2024	13	7	9	-	-	-	-	-	-	-	-	-	29	-12%	29
	2023	11	12	10	8	16	12	7	12	7	11	3	8	33	▼	117

Filings by Case Category																
Case Categories		Jan	Feb	Mar	Apr	May	Jun	Jul	Aug	Sep	Oct	Nov	Dec	Thru Mar	% Change	Total
Administrative Law	2024	-	1	-	-	-	-	-	-	-	-	-	-	1	0%	1
	2023	1	-	-	-	-	-	-	-	-	-	-	-	1	↔	1
Contested Divorce	2024	-	-	1	-	-	-	-	-	-	-	-	-	1	0%	1
	2023	-	-	1	2	-	-	-	-	1	-	-	-	1	↔	5
Domestic and Family - Level 1	2024	-	-	-	-	-	-	-	-	-	-	-	-	0	-100%	0
	2023	-	-	1	2	-	-	-	3	-	-	-	1	1	▼	8
Domestic and Family - Level 2	2024	-	-	2	-	-	-	-	-	-	-	-	-	2	2	2
	2023	-	-	-	-	-	-	-	1	-	-	-	-	0	↔	1
Felonies and Related Matters	2024	39	14	10	-	-	-	-	-	-	-	-	-	63	24%	63
	2023	12	27	12	17	11	13	41	8	30	40	2	17	51	▲	230
General Civil - Level 1	2024	-	1	-	-	-	-	-	-	-	-	-	-	1	0%	1
	2023	-	-	1	-	-	-	-	-	-	-	-	-	2	↔	3
General Civil - Level 2	2024	4	3	-	-	-	-	-	-	-	-	-	-	7	75%	7
	2023	-	2	2	2	3	1	1	3	1	3	-	2	4	▲	20
General Civil - Level 3	2024	14	1	1	-	-	-	-	-	-	-	-	-	16	700%	16
	2023	-	1	1	3	8	3	-	2	1	3	-	5	2	▲	27
Miscellaneous Civil	2024	21	23	25	-	-	-	-	-	-	-	-	-	69	-41%	69
	2023	30	41	46	21	29	27	25	21	27	26	22	27	117	▼	342
Misdemeanor	2024	10	20	1	-	-	-	-	-	-	-	-	-	31	138%	31
	2023	11	2	-	7	2	-	11	6	6	10	6	-	13	▲	61
Other	2024	9	2	1	-	-	-	-	-	-	-	-	-	12	0%	12
	2023	6	1	5	2	6	-	7	-	2	3	-	3	12	↔	35
Other Criminally Related Matters	2024	2	1	-	-	-	-	-	-	-	-	-	-	3	-50%	3
	2023	1	5	-	1	4	1	2	1	-	2	1	-	6	▼	18
Probates/Wills & Trusts - Level 2	2024	-	1	-	-	-	-	-	-	-	-	-	-	1	-50%	1
	2023	1	-	1	-	1	-	-	-	-	1	-	-	2	▼	4
Uncontested Divorce	2024	-	2	1	-	-	-	-	-	-	-	-	-	3	0%	3
	2023	1	2	-	2	-	2	1	-	-	-	1	1	3	↔	10

Dashboard		Monthly Filings Summary		Jan --- Mar Filings	
<p>Court: Northumberland Circuit Start/End Date: Jan-23 / Mar-24 2023 Average Month: 73 Jan-Mar 2023: 268 Filings Trending: ▼</p>	<p>Circuit/Court ID: 15 215133 Type of Case: Filings 2024 Average Month:63 Jan-Mar 2024 : 189 Overall AVG. Month: 71</p>	<p>Jan 23 - Mar 24</p>		<p>2024: 189, 2023: 268</p>	

Filings by Division																
Divisions		Jan	Feb	Mar	Apr	May	Jun	Jul	Aug	Sep	Oct	Nov	Dec	Thru Mar	% Change	Total
Total	2024	64	57	68	-	-	-	-	-	-	-	-	-	189	-29%	189
	2023	81	66	121	53	63	50	67	54	89	80	57	98	268	▼	879
Civil	2024	5	7	10	-	-	-	-	-	-	-	-	-	22	-55%	22
	2023	20	12	17	10	9	7	6	13	4	8	6	4	49	▼	116
Criminal	2024	16	13	6	-	-	-	-	-	-	-	-	-	35	-31%	35
	2023	15	3	33	6	11	9	24	6	55	25	18	23	51	▼	228
Concealed Handgun Permits	2024	31	26	31	-	-	-	-	-	-	-	-	-	88	-10%	88
	2023	38	26	34	23	26	22	24	22	17	30	22	13	98	▼	297
Miscellaneous/ Other	2024	12	11	21	-	-	-	-	-	-	-	-	-	44	-37%	44
	2023	8	25	37	14	17	12	13	13	13	16	10	58	70	▼	236
Others	2024	-	-	-	-	-	-	-	-	-	-	-	-	0	0	0
	2023	-	-	-	-	-	-	-	-	-	1	1	-	0	↔	2

Filings by Case Category																
Case Categories		Jan	Feb	Mar	Apr	May	Jun	Jul	Aug	Sep	Oct	Nov	Dec	Thru Mar	% Change	Total
Administrative Law	2024	-	-	-	-	-	-	-	-	-	-	-	-	0	0	0
	2023	-	-	-	-	-	-	-	1	-	-	-	-	0	↔	1
Contested Divorce	2024	-	-	1	-	-	-	-	-	-	-	-	-	1	-67%	1
	2023	1	-	2	-	2	1	-	2	-	1	-	-	3	▼	9
Domestic and Family - Level 1	2024	-	-	-	-	-	-	-	-	-	-	-	-	0	-100%	0
	2023	7	2	2	1	-	-	-	1	-	-	-	-	11	▼	13
Domestic and Family - Level 2	2024	-	-	-	-	-	-	-	-	-	-	-	-	0	0	0
	2023	-	-	-	-	-	-	-	-	-	1	1	-	0	↔	2
Felonies and Related Matters	2024	10	9	1	-	-	-	-	-	-	-	-	-	20	-43%	20
	2023	6	2	27	6	9	6	19	4	51	21	14	23	35	▼	188
General Civil - Level 1	2024	-	-	-	-	-	-	-	-	-	-	-	-	0	-100%	0
	2023	-	-	1	-	-	-	1	1	1	1	-	-	1	▼	5
General Civil - Level 2	2024	2	4	3	-	-	-	-	-	-	-	-	-	9	-10%	9
	2023	3	2	5	2	-	-	1	4	-	2	2	2	10	▼	23
General Civil - Level 3	2024	1	1	2	-	-	-	-	-	-	-	-	-	4	-56%	4
	2023	1	7	1	3	6	4	3	3	1	-	1	-	9	▼	30
Miscellaneous Civil	2024	34	32	37	-	-	-	-	-	-	-	-	-	103	-9%	103
	2023	41	28	44	29	33	24	26	25	22	38	28	16	113	▼	354
Misdemeanor	2024	6	3	2	-	-	-	-	-	-	-	-	-	11	-15%	11
	2023	9	1	3	1	1	1	4	-	1	2	3	-	13	▼	26
Other	2024	11	5	15	-	-	-	-	-	-	-	-	-	31	-48%	31
	2023	8	23	29	9	9	9	10	8	8	9	5	55	60	▼	182
Other Criminally Related Matters	2024	-	1	3	-	-	-	-	-	-	-	-	-	4	33%	4
	2023	-	-	3	-	1	2	1	2	3	2	1	-	3	▲	15
Probates/Wills & Trusts - Level 1	2024	-	-	-	-	-	-	-	-	-	-	-	-	0	0	0
	2023	-	-	-	-	-	1	-	-	-	-	-	-	0	↔	1
Probates/Wills & Trusts - Level 2	2024	-	-	-	-	-	-	-	-	-	-	-	-	0	-100%	0
	2023	-	1	-	-	-	-	-	2	-	1	-	1	1	▼	5
Uncontested Divorce	2024	-	2	4	-	-	-	-	-	-	-	-	-	6	-33%	6
	2023	5	-	4	2	2	2	2	1	2	2	2	1	9	▼	25

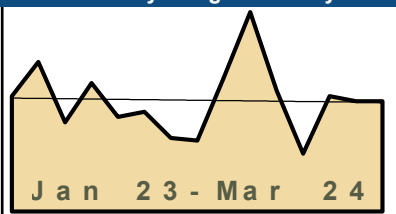
This report reflects data in the case management system. Numbers will update accordingly as reports are refreshed and posted.

Dashboard

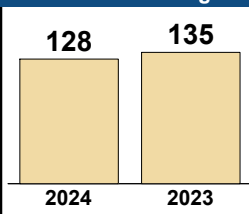
Court: Richmond County Circuit
Start/End Date: Jan-23 / Mar-24
2023 Average Month: 42
Jan-Mar 2023: 135
Filings Trending: ▼

Circuit/Court ID: 15 215159
Type of Case: Filings
2024 Average Month:43
Jan-Mar 2024 : 128
Overall AVG. Month: 42

Monthly Filings Summary



Jan --- Mar Filings



Filings by Division

Divisions		Jan	Feb	Mar	Apr	May	Jun	Jul	Aug	Sep	Oct	Nov	Dec	Thru Mar	% Change	Total
Total	2024	44	42	42	-	-	-	-	-	-	-	-	-	128	-5%	128
	2023	44	57	34	49	36	38	28	27	51	76	46	22	135	▼	508
Civil	2024	4	5	3	-	-	-	-	-	-	-	-	-	12	-37%	12
	2023	4	10	5	5	4	4	2	6	2	10	4	2	19	▼	58
Criminal	2024	17	13	12	-	-	-	-	-	-	-	-	-	42	8%	42
	2023	18	15	6	20	15	15	14	9	27	43	35	7	39	▲	224
Concealed Handgun Permits	2024	17	18	25	-	-	-	-	-	-	-	-	-	60	-6%	60
	2023	18	25	21	21	11	15	7	7	16	9	3	12	64	▼	165
Miscellaneous/ Other	2024	6	6	2	-	-	-	-	-	-	-	-	-	14	8%	14
	2023	4	7	2	3	6	4	5	5	6	14	4	1	13	▲	61

Filings by Case Category

Case Categories		Jan	Feb	Mar	Apr	May	Jun	Jul	Aug	Sep	Oct	Nov	Dec	Thru Mar	% Change	Total
Administrative Law	2024	-	-	-	-	-	-	-	-	-	-	-	-	0	0	0
	2023	-	-	-	1	-	-	-	-	-	-	-	-	-	0	↔
Contested Divorce	2024	-	1	-	-	-	-	-	-	-	-	-	-	1	1	1
	2023	-	-	-	-	-	1	-	-	-	2	2	-	0	↔	5
Domestic and Family - Level 1	2024	2	-	-	-	-	-	-	-	-	-	-	-	2	-33%	2
	2023	1	2	-	1	-	-	-	-	1	2	-	-	3	▼	7
Domestic and Family - Level 2	2024	-	-	-	-	-	-	-	-	-	-	-	-	0	0	0
	2023	-	-	-	-	-	-	-	-	-	1	-	-	0	↔	1
Felonies and Related Matters	2024	11	7	10	-	-	-	-	-	-	-	-	-	28	40%	28
	2023	8	9	3	14	11	10	10	3	11	20	32	2	20	▲	133
General Civil - Level 1	2024	-	1	1	-	-	-	-	-	-	-	-	-	2	2	2
	2023	-	-	-	1	2	-	-	-	-	-	-	-	0	↔	3
General Civil - Level 2	2024	-	1	1	-	-	-	-	-	-	-	-	-	2	-60%	2
	2023	-	3	2	-	2	1	-	4	-	-	-	2	5	▼	14
General Civil - Level 3	2024	2	1	-	-	-	-	-	-	-	-	-	-	3	200%	3
	2023	-	1	-	1	2	-	-	1	1	1	2	-	1	▲	9
Miscellaneous Civil	2024	21	24	27	-	-	-	-	-	-	-	-	-	72	-4%	72
	2023	22	30	23	23	13	18	10	11	20	17	6	13	75	▼	206
Misdemeanor	2024	3	5	2	-	-	-	-	-	-	-	-	-	10	-33%	10
	2023	8	6	1	4	3	4	4	4	10	21	2	-	15	▼	67
Other	2024	2	-	-	-	-	-	-	-	-	-	-	-	2	-33%	2
	2023	1	2	-	1	1	1	2	1	1	5	1	-	3	▼	16
Other Criminally Related Matters	2024	3	1	-	-	-	-	-	-	-	-	-	-	4	0%	4
	2023	2	-	2	2	1	1	-	2	6	2	1	5	4	↔	24
Probates/Wills & Trusts - Level 1	2024	-	-	-	-	-	-	-	-	-	-	-	-	0	0	0
	2023	-	-	-	-	-	-	-	-	1	-	-	-	0	↔	1
Probates/Wills & Trusts - Level 2	2024	-	-	-	-	-	-	-	-	-	-	-	-	0	0	0
	2023	-	-	-	-	-	-	1	-	-	-	-	-	0	↔	1
Uncontested Divorce	2024	-	1	1	-	-	-	-	-	-	-	-	-	2	-78%	2
	2023	2	4	3	1	1	2	1	1	-	5	-	-	9	▼	20

CPSS-CCMS-10.01 CASELOAD STATISTICS OF THE CIRCUIT COURTS

Spotsylvania

January 2023 -- March 2024 Filings

Alexandria and Fairfax Circuit are not Included in State Totals

Dashboard		Monthly Filings Summary		Jan --- Mar Filings	
Court: Spotsylvania Circuit	Circuit/Court ID: 15 215177				
Start/End Date: Jan-23 / Mar-24	Type of Case: Filings				
2023 Average Month: 790	2024 Average Month: 812				
Jan-Mar 2023: 2,782	Jan-Mar 2024 : 2,436				
Filings Trending: ▼	Overall AVG. Month: 795				

Filings by Division																
Divisions		Jan	Feb	Mar	Apr	May	Jun	Jul	Aug	Sep	Oct	Nov	Dec	Thru Mar	% Change	Total
Total	2024	813	841	782	-	-	-	-	-	-	-	-	-	2,436	-12%	2,436
	2023	1,011	774	997	698	956	696	591	735	737	930	723	637	2,782	▼	9,485
Civil	2024	83	78	85	-	-	-	-	-	-	-	-	-	246	-17%	246
	2023	101	59	137	95	87	70	65	58	111	77	91	66	297	▼	1,017
Criminal	2024	295	379	350	-	-	-	-	-	-	-	-	-	1,024	4%	1,024
	2023	357	311	317	244	455	290	201	325	302	468	271	272	985	▲	3,813
Concealed Handgun Permits	2024	309	276	244	-	-	-	-	-	-	-	-	-	829	-24%	829
	2023	410	288	392	242	289	229	230	221	195	276	251	204	1,090	▼	3,227
Miscellaneous/ Other	2024	125	107	103	-	-	-	-	-	-	-	-	-	335	-17%	335
	2023	142	115	149	116	125	107	94	131	128	109	110	95	406	▼	1,421
Others	2024	1	1	-	-	-	-	-	-	-	-	-	-	2	-50%	2
	2023	1	1	2	1	-	-	1	-	1	-	-	-	4	▼	7

Filings by Case Category																
Case Categories		Jan	Feb	Mar	Apr	May	Jun	Jul	Aug	Sep	Oct	Nov	Dec	Thru Mar	% Change	Total
Administrative Law	2024	1	-	-	-	-	-	-	-	-	-	-	-	1	-75%	1
	2023	1	1	2	-	1	1	1	-	-	2	2	-	4	▼	11
Capital Murder	2024	2	1	1	-	-	-	-	-	-	-	-	-	4	4%	4
	2023	-	-	-	-	-	-	-	-	-	-	-	-	0	↔	0
Contested Divorce	2024	13	11	7	-	-	-	-	-	-	-	-	-	31	-11%	31
	2023	9	14	12	10	15	9	6	6	10	4	11	7	35	▼	113
Domestic and Family - Level 1	2024	10	8	18	-	-	-	-	-	-	-	-	-	36	-66%	36
	2023	40	4	61	33	20	14	9	6	30	11	23	11	105	▼	262
Domestic and Family - Level 2	2024	4	6	5	-	-	-	-	-	-	-	-	-	15	114%	15
	2023	1	2	4	2	9	2	5	3	3	5	4	3	7	▲	43
Felonies and Related Matters	2024	191	280	258	-	-	-	-	-	-	-	-	-	729	8%	729
	2023	241	224	211	153	325	201	135	227	199	288	184	167	676	▲	2,555
General Civil - Level 1	2024	-	1	2	-	-	-	-	-	-	-	-	-	3	0%	3
	2023	2	1	-	1	-	3	3	-	1	1	1	1	3	↔	14
General Civil - Level 2	2024	19	29	22	-	-	-	-	-	-	-	-	-	70	49%	70
	2023	14	14	19	17	14	18	17	18	29	22	15	18	47	▲	215
General Civil - Level 3	2024	15	3	6	-	-	-	-	-	-	-	-	-	24	4%	24
	2023	8	6	9	9	7	8	5	7	9	13	12	8	23	▲	101
Miscellaneous Civil	2024	366	340	310	-	-	-	-	-	-	-	-	-	1,016	-21%	1,016
	2023	482	338	468	316	335	288	274	277	271	330	310	257	1,288	▼	3,946
Misdemeanor	2024	89	86	77	-	-	-	-	-	-	-	-	-	252	-4%	252
	2023	101	74	88	71	107	69	54	87	84	161	76	89	263	▼	1,061
Other	2024	67	44	35	-	-	-	-	-	-	-	-	-	146	-27%	146
	2023	70	60	70	43	74	46	45	68	54	56	54	39	200	▼	679
Other Criminally Related Matters	2024	13	12	14	-	-	-	-	-	-	-	-	-	39	-17%	39
	2023	15	13	19	20	23	20	12	12	19	19	11	16	47	▼	199
Probates/Wills & Trusts - Level 2	2024	2	2	2	-	-	-	-	-	-	-	-	-	6	-65%	6
	2023	5	5	7	2	3	1	6	6	3	3	6	2	17	▼	49
Uncontested Divorce	2024	21	18	25	-	-	-	-	-	-	-	-	-	64	-4%	64
	2023	22	18	27	21	23	16	19	18	25	15	14	19	67	▼	237

This report reflects data in the case management system. Numbers will update accordingly as reports are refreshed and posted.

Dashboard		Monthly Filings Summary		Jan --- Mar Filings			
Court: Stafford Circuit Start/End Date: Jan-23 / Mar-24 2023 Average Month: 699 Jan-Mar 2023: 2,172 Filings Trending: ▲		Circuit/Court ID: 15 215179 Type of Case: Filings 2024 Average Month: 787 Jan-Mar 2024 : 2,361 Overall AVG. Month: 717					

Filings by Division																
Divisions		Jan	Feb	Mar	Apr	May	Jun	Jul	Aug	Sep	Oct	Nov	Dec	Thru Mar	% Change	Total
Total	2024	773	715	873	-	-	-	-	-	-	-	-	-	2,361	9%	2,361
	2023	680	662	830	685	690	763	698	683	610	782	644	662	2,172	▲	8,389
Civil	2024	76	84	103	-	-	-	-	-	-	-	-	-	263	7%	263
	2023	83	63	99	80	93	81	69	96	70	93	83	80	245	▲	990
Criminal	2024	345	275	392	-	-	-	-	-	-	-	-	-	1,012	24%	1,012
	2023	206	254	354	288	281	399	339	310	266	334	255	287	814	▲	3,573
Concealed Handgun Permits	2024	277	267	293	-	-	-	-	-	-	-	-	-	837	-4%	837
	2023	299	273	299	241	246	213	216	197	201	272	231	220	871	▼	2,908
Miscellaneous/ Other	2024	75	89	85	-	-	-	-	-	-	-	-	-	249	3%	249
	2023	92	72	77	76	70	70	74	80	73	83	75	75	241	▲	917
Others	2024	-	-	-	-	-	-	-	-	-	-	-	-	0	-100%	0
	2023	-	-	1	-	-	-	-	-	-	-	-	-	1	▼	1

Filings by Case Category																
Case Categories		Jan	Feb	Mar	Apr	May	Jun	Jul	Aug	Sep	Oct	Nov	Dec	Thru Mar	% Change	Total
Administrative Law	2024	2	-	3	-	-	-	-	-	-	-	-	-	5	0%	5
	2023	2	1	2	2	-	2	-	3	1	1	-	2	5	↔	16
Capital Murder	2024	-	-	-	-	-	-	-	-	-	-	-	-	0	0	0
	2023	-	-	-	1	-	-	-	-	1	-	-	-	0	↔	2
Contested Divorce	2024	4	9	9	-	-	-	-	-	-	-	-	-	22	-27%	22
	2023	8	9	13	8	11	11	15	12	4	10	7	14	30	▼	122
Domestic and Family - Level 1	2024	6	4	15	-	-	-	-	-	-	-	-	-	25	-17%	25
	2023	9	6	15	11	18	20	13	19	11	7	14	6	30	▼	149
Domestic and Family - Level 2	2024	6	4	7	-	-	-	-	-	-	-	-	-	17	13%	17
	2023	8	4	3	9	2	3	4	6	4	5	6	2	15	▲	56
Felonies and Related Matters	2024	251	153	263	-	-	-	-	-	-	-	-	-	667	21%	667
	2023	139	177	235	186	191	280	218	224	183	224	155	194	551	▲	2,406
General Civil - Level 1	2024	-	1	1	-	-	-	-	-	-	-	-	-	2	0%	2
	2023	1	-	1	1	1	-	2	1	-	2	1	1	2	↔	11
General Civil - Level 2	2024	23	20	23	-	-	-	-	-	-	-	-	-	66	22%	66
	2023	14	21	19	19	24	16	17	29	17	27	18	13	54	▲	234
General Civil - Level 3	2024	16	11	12	-	-	-	-	-	-	-	-	-	39	70%	39
	2023	7	5	11	11	12	8	7	13	9	9	13	11	23	▲	116
Miscellaneous Civil	2024	344	350	367	-	-	-	-	-	-	-	-	-	1,061	-3%	1,061
	2023	388	335	372	312	311	276	283	264	270	349	300	287	1,095	▼	3,747
Misdemeanor	2024	74	97	102	-	-	-	-	-	-	-	-	-	273	41%	273
	2023	48	59	86	81	80	110	102	69	72	89	76	75	193	▲	947
Other	2024	1	7	5	-	-	-	-	-	-	-	-	-	13	333%	13
	2023	2	-	1	2	4	1	3	-	2	2	2	-	3	▲	19
Other Criminally Related Matters	2024	20	25	27	-	-	-	-	-	-	-	-	-	72	0%	72
	2023	21	18	33	21	12	15	19	20	11	21	24	19	72	↔	234
Probates/Wills & Trusts - Level 1	2024	1	-	-	-	-	-	-	-	-	-	-	-	1	1	1
	2023	-	-	-	-	-	-	-	1	-	-	-	-	0	↔	1
Probates/Wills & Trusts - Level 2	2024	5	11	5	-	-	-	-	-	-	-	-	-	21	24%	21
	2023	6	4	7	1	3	3	3	2	4	5	6	2	17	▲	46
Uncontested Divorce	2024	20	23	34	-	-	-	-	-	-	-	-	-	77	-6%	77
	2023	27	23	32	20	21	18	12	20	21	31	22	36	82	▼	283

This report reflects data in the case management system. Numbers will update accordingly as reports are refreshed and posted.

Dashboard		Monthly Filings Summary		Jan --- Mar Filings					
<p>Court: Westmoreland Circuit Start/End Date: Jan-23 / Mar-24 2023 Average Month: 91 Jan-Mar 2023: 298 Filings Trending: ↔</p>	<p>Circuit/Court ID: 15 215193 Type of Case: Filings 2024 Average Month:98 Jan-Mar 2024 : 293 Overall AVG. Month: 92</p>	<p style="text-align: center; font-weight: bold; font-size: 1.2em;">Jan 23 - Mar 24</p>		<table style="margin: auto; border: 1px solid black;"> <tr> <td style="text-align: center; width: 50px;">293</td> <td style="text-align: center; width: 50px;">298</td> </tr> <tr> <td style="text-align: center; width: 50px;">2024</td> <td style="text-align: center; width: 50px;">2023</td> </tr> </table>		293	298	2024	2023
293	298								
2024	2023								

Filings by Division																
Divisions		Jan	Feb	Mar	Apr	May	Jun	Jul	Aug	Sep	Oct	Nov	Dec	Thru Mar	% Change	Total
Total	2024	95	86	112	-	-	-	-	-	-	-	-	-	293	-2%	293
	2023	123	85	90	104	90	71	97	82	97	96	75	76	298	▼	1,086
Civil	2024	10	8	7	-	-	-	-	-	-	-	-	-	25	-14%	25
	2023	13	10	6	12	25	12	11	16	14	7	10	4	29	▼	140
Criminal	2024	34	24	43	-	-	-	-	-	-	-	-	-	101	-12%	101
	2023	54	31	30	53	27	30	48	25	38	58	24	31	115	▼	449
Concealed Handgun Permits	2024	49	46	43	-	-	-	-	-	-	-	-	-	138	5%	138
	2023	47	40	45	32	29	22	29	34	31	27	31	29	132	▲	396
Miscellaneous/ Other	2024	2	8	18	-	-	-	-	-	-	-	-	-	28	27%	28
	2023	9	4	9	7	9	7	8	7	14	4	10	12	22	▲	100
Others	2024	-	-	1	-	-	-	-	-	-	-	-	-	1	1	1
	2023	-	-	-	-	-	-	1	-	-	-	-	-	0	↔	1

Filings by Case Category																
Case Categories		Jan	Feb	Mar	Apr	May	Jun	Jul	Aug	Sep	Oct	Nov	Dec	Thru Mar	% Change	Total
Contested Divorce	2024	-	2	3	-	-	-	-	-	-	-	-	-	5	150%	5
	2023	1	-	1	1	1	1	1	-	2	2	1	-	2	▲	11
Domestic and Family - Level 1	2024	2	1	-	-	-	-	-	-	-	-	-	-	3	-57%	3
	2023	4	1	2	1	11	6	6	9	1	2	1	1	7	▼	45
Domestic and Family - Level 2	2024	-	-	-	-	-	-	-	-	-	-	-	-	0	0	0
	2023	-	-	-	-	1	-	-	-	1	-	-	-	0	↔	2
Felonies and Related Matters	2024	30	16	29	-	-	-	-	-	-	-	-	-	75	44%	75
	2023	20	16	16	36	17	24	35	14	22	54	21	16	52	▲	291
General Civil - Level 1	2024	-	-	-	-	-	-	-	-	-	-	-	-	0	-100%	0
	2023	-	-	1	-	1	-	2	-	-	-	-	-	1	▼	4
General Civil - Level 2	2024	1	1	1	-	-	-	-	-	-	-	-	-	3	-25%	3
	2023	-	1	3	1	1	1	3	2	3	-	3	4	4	▼	22
General Civil - Level 3	2024	4	1	1	-	-	-	-	-	-	-	-	-	6	200%	6
	2023	1	1	-	9	7	2	1	1	2	-	1	1	2	▲	26
Miscellaneous Civil	2024	50	53	56	-	-	-	-	-	-	-	-	-	159	7%	159
	2023	55	44	50	38	37	29	35	41	43	31	39	37	149	▲	479
Misdemeanor	2024	3	5	12	-	-	-	-	-	-	-	-	-	20	-50%	20
	2023	28	10	2	16	10	4	10	8	8	4	2	7	40	▼	109
Other	2024	1	-	5	-	-	-	-	-	-	-	-	-	6	500%	6
	2023	1	-	-	-	-	1	1	-	1	-	2	-	1	▲	6
Other Criminally Related Matters	2024	1	3	2	-	-	-	-	-	-	-	-	-	6	-79%	6
	2023	11	5	12	1	-	2	3	3	8	-	2	8	28	▼	55
Probates/Wills & Trusts - Level 2	2024	-	-	-	-	-	-	-	-	-	-	-	-	0	-100%	0
	2023	-	-	1	-	-	1	-	1	-	-	1	-	1	▼	4
Protective Orders	2024	-	-	-	-	-	-	-	-	-	-	-	-	0	0	0
	2023	-	-	-	-	-	-	-	-	-	1	-	-	0	↔	1
Uncontested Divorce	2024	3	4	3	-	-	-	-	-	-	-	-	-	10	-9%	10
	2023	2	7	2	1	4	-	-	3	6	2	2	2	11	▼	31

CPSS-CCMS-10.01 CASELOAD STATISTICS OF THE CIRCUIT COURTS

Fredericksburg

January 2023 -- March 2024 Filings

Alexandria and Fairfax Circuit are not Included in State Totals

Dashboard		Monthly Filings Summary		Jan --- Mar Filings	
Court: Fredericksburg Circuit	Circuit/Court ID: 15 215630				
Start/End Date: Jan-23 / Mar-24	Type of Case: Filings				
2023 Average Month: 285	2024 Average Month: 311				
Jan-Mar 2023: 929	Jan-Mar 2024 : 934				
Filings Trending: ↔	Overall AVG. Month: 290				

Filings by Division																
Divisions		Jan	Feb	Mar	Apr	May	Jun	Jul	Aug	Sep	Oct	Nov	Dec	Thru Mar	% Change	Total
Total	2024	322	282	330	-	-	-	-	-	-	-	-	-	934	1%	934
	2023	376	239	314	231	345	381	189	288	261	255	334	209	929	▲	3,422
Civil	2024	46	44	39	-	-	-	-	-	-	-	-	-	129	-25%	129
	2023	52	52	68	50	55	61	51	50	52	35	33	21	172	▼	580
Criminal	2024	198	135	214	-	-	-	-	-	-	-	-	-	547	5%	547
	2023	236	130	156	104	216	245	71	150	141	155	224	145	522	▲	1,973
Concealed Handgun Permits	2024	36	39	25	-	-	-	-	-	-	-	-	-	100	18%	100
	2023	28	27	30	42	28	23	26	23	24	20	37	15	85	▲	323
Miscellaneous/ Other	2024	42	63	52	-	-	-	-	-	-	-	-	-	157	6%	157
	2023	58	30	60	35	46	52	41	65	42	45	40	28	148	▲	542
Others	2024	-	1	-	-	-	-	-	-	-	-	-	-	1	-50%	1
	2023	2	-	-	-	-	-	-	-	2	-	-	-	2	▼	4

Filings by Case Category																
Case Categories		Jan	Feb	Mar	Apr	May	Jun	Jul	Aug	Sep	Oct	Nov	Dec	Thru Mar	% Change	Total
Administrative Law	2024	-	-	-	-	-	-	-	-	-	-	-	-	0	-100%	0
	2023	1	-	-	1	-	1	-	1	1	-	1	1	1	▼	7
Capital Murder	2024	-	-	-	-	-	-	-	-	-	-	-	-	0	0	0
	2023	-	-	-	-	-	-	-	-	-	1	-	-	0	↔	1
Contested Divorce	2024	4	7	7	-	-	-	-	-	-	-	-	-	18	29%	18
	2023	6	5	3	4	8	7	7	6	9	4	7	3	14	▲	69
Domestic and Family - Level 1	2024	4	7	4	-	-	-	-	-	-	-	-	-	15	-40%	15
	2023	14	5	6	4	3	4	3	-	3	-	-	-	25	▼	42
Domestic and Family - Level 2	2024	16	11	-	-	-	-	-	-	-	-	-	-	27	17%	27
	2023	4	9	10	12	14	18	6	10	12	13	5	1	23	▲	114
Felonies and Related Matters	2024	120	87	113	-	-	-	-	-	-	-	-	-	320	-9%	320
	2023	160	93	100	77	136	161	42	105	95	90	112	83	353	▼	1,254
General Civil - Level 1	2024	2	-	1	-	-	-	-	-	-	-	-	-	3	-25%	3
	2023	2	1	1	5	1	1	1	-	3	-	-	2	4	▼	17
General Civil - Level 2	2024	3	3	7	-	-	-	-	-	-	-	-	-	13	-70%	13
	2023	10	15	19	11	9	10	18	19	8	7	8	6	44	▼	140
General Civil - Level 3	2024	2	1	5	-	-	-	-	-	-	-	-	-	8	-50%	8
	2023	5	5	6	5	3	2	4	2	1	4	1	2	16	▼	40
Miscellaneous Civil	2024	53	62	41	-	-	-	-	-	-	-	-	-	156	-1%	156
	2023	56	49	52	55	42	54	35	48	49	34	51	27	157	▼	552
Misdemeanor	2024	67	42	100	-	-	-	-	-	-	-	-	-	209	40%	209
	2023	70	29	50	24	70	76	23	40	39	57	108	53	149	▲	639
Other	2024	25	43	40	-	-	-	-	-	-	-	-	-	108	35%	108
	2023	29	9	42	18	34	21	30	37	18	28	25	17	80	▲	308
Other Criminally Related Matters	2024	11	6	2	-	-	-	-	-	-	-	-	-	19	-10%	19
	2023	7	8	6	3	10	8	6	7	7	8	4	9	21	▼	83
Probates/Wills & Trusts - Level 1	2024	-	-	-	-	-	-	-	-	-	-	-	-	0	0	0
	2023	-	-	-	-	-	1	-	-	-	-	-	-	0	↔	1
Probates/Wills & Trusts - Level 2	2024	1	-	1	-	-	-	-	-	-	-	-	-	2	-67%	2
	2023	2	1	3	1	1	1	1	1	1	-	-	-	6	▼	12
Uncontested Divorce	2024	14	13	9	-	-	-	-	-	-	-	-	-	36	0%	36
	2023	10	10	16	11	14	16	13	12	15	9	10	7	36	↔	143

This report reflects data in the case management system. Numbers will update accordingly as reports are refreshed and posted.

Dashboard		Monthly Filings Summary		Jan --- Mar Filings	
Court: Albemarle Circuit	Circuit/Court ID: 16 216003				
Start/End Date: Jan-23 / Mar-24	Type of Case: Filings				
2023 Average Month: 330	2024 Average Month: 307				
Jan-Mar 2023: 1,123	Jan-Mar 2024 : 922				
Filings Trending: ▼	Overall AVG. Month: 325				

Filings by Division																
Divisions		Jan	Feb	Mar	Apr	May	Jun	Jul	Aug	Sep	Oct	Nov	Dec	Thru Mar	% Change	Total
Total	2024	327	292	303	-	-	-	-	-	-	-	-	-	922	-18%	922
	2023	381	371	371	308	347	305	300	303	308	310	305	350	1,123	▼	3,959
Civil	2024	63	50	66	-	-	-	-	-	-	-	-	-	179	14%	179
	2023	48	60	49	55	65	51	60	49	49	65	63	44	157	▲	658
Criminal	2024	27	52	35	-	-	-	-	-	-	-	-	-	114	-40%	114
	2023	37	89	63	52	43	45	45	53	60	48	43	65	189	▼	643
Concealed Handgun Permits	2024	105	86	104	-	-	-	-	-	-	-	-	-	295	-20%	295
	2023	129	105	135	88	94	82	78	88	91	78	89	83	369	▼	1,140
Miscellaneous/ Other	2024	131	103	98	-	-	-	-	-	-	-	-	-	332	-18%	332
	2023	167	116	122	110	140	124	116	111	108	118	110	155	405	▼	1,497
Others	2024	1	1	-	-	-	-	-	-	-	-	-	-	2	-33%	2
	2023	-	1	2	3	5	3	1	2	-	1	-	3	3	▼	21

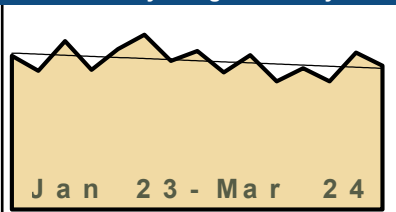
Filings by Case Category																
Case Categories		Jan	Feb	Mar	Apr	May	Jun	Jul	Aug	Sep	Oct	Nov	Dec	Thru Mar	% Change	Total
Administrative Law	2024	-	1	-	-	-	-	-	-	-	-	-	-	1	0%	1
	2023	-	-	1	4	-	-	2	1	-	-	-	-	1	↔	8
Capital Murder	2024	-	-	-	-	-	-	-	-	-	-	-	-	0	0	0
	2023	-	-	-	-	6	-	-	-	-	-	-	-	0	↔	6
Contested Divorce	2024	10	6	8	-	-	-	-	-	-	-	-	-	24	4%	24
	2023	6	5	12	7	7	7	3	6	7	5	3	3	23	▲	71
Domestic and Family - Level 1	2024	4	-	7	-	-	-	-	-	-	-	-	-	11	-52%	11
	2023	10	10	3	3	7	1	15	-	5	14	6	4	23	▼	78
Domestic and Family - Level 2	2024	6	6	5	-	-	-	-	-	-	-	-	-	17	325%	17
	2023	2	1	1	2	5	4	4	5	2	6	2	8	4	▲	42
Felonies and Related Matters	2024	21	39	22	-	-	-	-	-	-	-	-	-	82	-47%	82
	2023	32	75	49	41	29	32	33	49	47	35	36	63	156	▼	521
General Civil - Level 1	2024	1	1	1	-	-	-	-	-	-	-	-	-	3	0%	3
	2023	1	1	1	2	2	1	-	-	2	2	4	2	3	↔	18
General Civil - Level 2	2024	21	12	20	-	-	-	-	-	-	-	-	-	53	89%	53
	2023	12	10	6	14	16	12	10	14	15	21	11	6	28	▲	147
General Civil - Level 3	2024	6	7	4	-	-	-	-	-	-	-	-	-	17	6%	17
	2023	5	7	4	3	1	6	4	5	3	7	18	6	16	▲	69
Miscellaneous Civil	2024	135	134	141	-	-	-	-	-	-	-	-	-	410	-15%	410
	2023	166	136	180	124	139	128	119	121	130	121	125	121	482	▼	1,610
Misdemeanor	2024	5	11	9	-	-	-	-	-	-	-	-	-	25	-14%	25
	2023	5	11	13	7	5	10	12	3	13	9	5	2	29	▼	95
Other	2024	99	54	54	-	-	-	-	-	-	-	-	-	207	-27%	207
	2023	125	81	79	75	100	82	75	82	63	71	71	115	285	▼	1,019
Other Criminally Related Matters	2024	2	2	4	-	-	-	-	-	-	-	-	-	8	100%	8
	2023	-	3	1	4	3	3	-	1	-	4	3	-	4	▲	22
Probates/Wills & Trusts - Level 1	2024	-	-	-	-	-	-	-	-	-	-	-	-	0	-100%	0
	2023	-	1	-	-	-	3	-	1	-	-	1	-	1	▼	6
Probates/Wills & Trusts - Level 2	2024	3	2	7	-	-	-	-	-	-	-	-	-	12	9%	12
	2023	6	3	2	-	9	3	3	3	3	3	4	5	11	▲	44
Protective Orders	2024	2	-	-	-	-	-	-	-	-	-	-	-	2	100%	2
	2023	-	1	-	-	1	-	1	-	-	-	-	-	1	▲	3
Uncontested Divorce	2024	12	17	21	-	-	-	-	-	-	-	-	-	50	-11%	50
	2023	11	26	19	22	17	13	19	12	18	12	16	15	56	▼	200

Dashboard

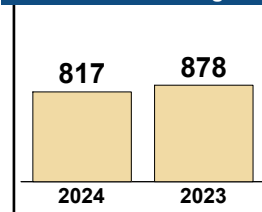
Court: Culpeper Circuit
 Start/End Date: Jan-23 / Mar-24
 2023 Average Month: 286
 Jan-Mar 2023: 878
 Filings Trending: ▼

Circuit/Court ID: 16 216047
 Type of Case: Filings
 2024 Average Month: 272
 Jan-Mar 2024 : 817
 Overall AVG. Month: 284

Monthly Filings Summary



Jan --- Mar Filings



Filings by Division

Divisions	Jan	Feb	Mar	Apr	May	Jun	Jul	Aug	Sep	Oct	Nov	Dec	Thru Mar	% Change	Total	
Total	2024	244	299	274	-	-	-	-	-	-	-	-	817	-7%	817	
	2023	293	264	321	266	306	333	283	302	261	294	244	269	878	▼	3,436
Civil	2024	34	47	41	-	-	-	-	-	-	-	-	122	-15%	122	
	2023	41	52	51	39	52	49	45	38	47	34	25	39	144	▼	512
Criminal	2024	84	121	106	-	-	-	-	-	-	-	-	311	-13%	311	
	2023	124	97	137	131	140	157	142	163	114	133	122	132	358	▼	1,592
Concealed Handgun Permits	2024	102	99	110	-	-	-	-	-	-	-	-	311	1%	311	
	2023	105	94	110	72	90	89	77	73	75	96	76	83	309	▲	1,040
Miscellaneous/ Other	2024	24	32	17	-	-	-	-	-	-	-	-	73	9%	73	
	2023	23	21	23	24	24	38	19	28	25	31	21	15	67	▲	292

Filings by Case Category

Case Categories	Jan	Feb	Mar	Apr	May	Jun	Jul	Aug	Sep	Oct	Nov	Dec	Thru Mar	% Change	Total	
Administrative Law	2024	-	-	1	-	-	-	-	-	-	-	-	1	1	1	
	2023	-	-	-	-	-	-	-	2	-	-	-	0	↔	2	
Capital Murder	2024	-	-	-	-	-	-	-	-	-	-	-	0	0	0	
	2023	-	-	-	-	-	-	-	5	-	-	-	0	↔	5	
Contested Divorce	2024	7	3	9	-	-	-	-	-	-	-	-	19	-39%	19	
	2023	9	9	13	7	7	4	4	3	7	6	3	7	31	▼	79
Domestic and Family - Level 1	2024	4	6	2	-	-	-	-	-	-	-	-	12	-33%	12	
	2023	-	14	4	6	1	20	21	9	7	-	6	17	18	▼	105
Domestic and Family - Level 2	2024	1	6	1	-	-	-	-	-	-	-	-	8	14%	8	
	2023	3	1	3	3	5	4	1	4	3	6	2	7	7	▲	35
Felonies and Related Matters	2024	64	84	77	-	-	-	-	-	-	-	-	225	-10%	225	
	2023	87	70	93	102	95	114	90	124	80	94	76	99	250	▼	1,124
General Civil - Level 1	2024	1	-	-	-	-	-	-	-	-	-	-	1	1	1	
	2023	-	-	-	1	3	-	-	1	-	-	-	0	↔	5	
General Civil - Level 2	2024	3	8	5	-	-	-	-	-	-	-	-	16	23%	16	
	2023	3	6	4	5	6	6	3	4	9	5	5	3	13	▲	59
General Civil - Level 3	2024	5	1	-	-	-	-	-	-	-	-	-	6	-14%	6	
	2023	2	2	3	1	4	1	-	3	1	1	1	7	7	▼	20
Miscellaneous Civil	2024	124	128	122	-	-	-	-	-	-	-	-	374	1%	374	
	2023	127	113	132	95	113	122	94	101	98	126	97	97	372	▲	1,315
Misdemeanor	2024	21	35	25	-	-	-	-	-	-	-	-	81	-21%	81	
	2023	33	26	43	26	43	42	46	35	27	35	43	33	102	▼	432
Other	2024	1	3	4	-	-	-	-	-	-	-	-	8	100%	8	
	2023	4	-	-	2	2	4	-	-	3	-	1	2	4	▲	18
Other Criminally Related Matters	2024	-	2	4	-	-	-	-	-	-	-	-	6	0%	6	
	2023	4	1	1	3	2	1	6	4	2	4	3	6	6	↔	31
Probates/Wills & Trusts - Level 1	2024	1	2	-	-	-	-	-	-	-	-	-	3	200%	3	
	2023	-	-	1	-	-	-	-	-	-	-	-	1	1	▲	1
Probates/Wills & Trusts - Level 2	2024	-	2	-	-	-	-	-	-	-	-	-	2	-75%	2	
	2023	1	1	6	1	-	-	1	2	1	-	1	8	8	▼	15
Uncontested Divorce	2024	12	19	24	-	-	-	-	-	-	-	-	55	-7%	55	
	2023	20	21	18	14	25	15	17	12	16	17	6	9	59	▼	190

Dashboard		Monthly Filings Summary		Jan --- Mar Filings	
<p>Court: Fluvanna Circuit Start/End Date: Jan-23 / Mar-24 2023 Average Month: 131 Jan-Mar 2023: 393 Filings Trending: ▲</p>	<p>Circuit/Court ID: 16 216065 Type of Case: Filings 2024 Average Month: 145 Jan-Mar 2024 : 435 Overall AVG. Month: 134</p>				

Filings by Division																
Divisions		Jan	Feb	Mar	Apr	May	Jun	Jul	Aug	Sep	Oct	Nov	Dec	Thru Mar	% Change	Total
Total	2024	159	157	119	-	-	-	-	-	-	-	-	-	435	11%	435
	2023	139	130	124	103	169	105	100	141	140	127	115	183	393	▲	1,576
Civil	2024	14	18	14	-	-	-	-	-	-	-	-	-	46	2%	46
	2023	11	13	21	14	16	11	7	15	16	9	17	13	45	▲	163
Criminal	2024	30	48	15	-	-	-	-	-	-	-	-	-	93	37%	93
	2023	27	23	18	18	53	32	24	58	29	47	30	27	68	▲	386
Concealed Handgun Permits	2024	82	59	68	-	-	-	-	-	-	-	-	-	209	8%	209
	2023	70	60	64	43	67	38	52	35	49	39	49	38	194	▲	604
Miscellaneous/ Other	2024	32	32	22	-	-	-	-	-	-	-	-	-	86	0%	86
	2023	31	34	21	26	32	24	17	33	45	32	19	105	86	↔	419
Others	2024	1	-	-	-	-	-	-	-	-	-	-	-	1	1	1
	2023	-	-	-	2	1	-	-	-	1	-	-	-	0	↔	4

Filings by Case Category																
Case Categories		Jan	Feb	Mar	Apr	May	Jun	Jul	Aug	Sep	Oct	Nov	Dec	Thru Mar	% Change	Total
Administrative Law	2024	-	-	1	-	-	-	-	-	-	-	-	-	1	1	1
	2023	-	-	-	-	-	-	-	-	-	-	-	-	-	0	↔
Contested Divorce	2024	1	3	2	-	-	-	-	-	-	-	-	-	6	-33%	6
	2023	3	4	2	2	3	1	1	2	3	1	1	-	9	▼	23
Domestic and Family - Level 1	2024	5	-	1	-	-	-	-	-	-	-	-	-	6	-54%	6
	2023	-	3	10	4	-	-	-	1	-	2	-	6	13	▼	26
Domestic and Family - Level 2	2024	1	3	3	-	-	-	-	-	-	-	-	-	7	40%	7
	2023	4	1	-	2	1	-	2	3	3	1	3	1	5	▲	21
Felonies and Related Matters	2024	12	38	8	-	-	-	-	-	-	-	-	-	58	38%	58
	2023	12	18	12	16	37	22	15	47	23	31	24	21	42	▲	278
General Civil - Level 2	2024	2	2	1	-	-	-	-	-	-	-	-	-	5	0%	5
	2023	2	3	-	2	1	1	-	5	2	1	2	4	5	↔	23
General Civil - Level 3	2024	1	4	-	-	-	-	-	-	-	-	-	-	5	150%	5
	2023	1	1	-	-	4	1	1	1	4	1	1	2	2	▲	17
Miscellaneous Civil	2024	94	73	80	-	-	-	-	-	-	-	-	-	247	12%	247
	2023	75	72	74	54	91	46	58	47	73	60	57	104	221	▲	811
Misdemeanor	2024	15	3	6	-	-	-	-	-	-	-	-	-	24	9%	24
	2023	11	5	6	2	9	10	6	11	4	5	4	6	22	▲	79
Other	2024	21	17	10	-	-	-	-	-	-	-	-	-	48	-14%	48
	2023	25	20	11	17	9	17	10	21	21	11	10	38	56	▼	210
Other Criminally Related Matters	2024	3	7	1	-	-	-	-	-	-	-	-	-	11	175%	11
	2023	4	-	-	-	7	-	3	1	2	11	2	-	4	▲	30
Probates/Wills & Trusts - Level 1	2024	-	-	-	-	-	-	-	-	-	-	-	-	0	0	0
	2023	-	-	-	-	-	-	-	1	-	-	-	-	0	↔	1
Probates/Wills & Trusts - Level 2	2024	-	2	2	-	-	-	-	-	-	-	-	-	4	4	4
	2023	-	-	-	-	-	-	-	-	-	1	-	-	0	↔	1
Uncontested Divorce	2024	4	5	4	-	-	-	-	-	-	-	-	-	13	-7%	13
	2023	2	3	9	4	7	7	2	3	3	4	5	7	14	▼	56

Dashboard		Monthly Filings Summary		Jan --- Mar Filings	
<p>Court: Goochland Circuit Start/End Date: Jan-23 / Mar-24 2023 Average Month: 116 Jan-Mar 2023: 407 Filings Trending: ▼</p>	<p>Circuit/Court ID: 16 216075 Type of Case: Filings 2024 Average Month: 101 Jan-Mar 2024 : 302 Overall AVG. Month: 113</p>	<p>Jan 23 - Mar 24</p>		<p>302 (2024) vs 407 (2023)</p>	

Filings by Division																
Divisions		Jan	Feb	Mar	Apr	May	Jun	Jul	Aug	Sep	Oct	Nov	Dec	Thru Mar	% Change	Total
Total	2024	107	84	111	-	-	-	-	-	-	-	-	-	302	-26%	302
	2023	141	122	144	135	169	80	109	109	76	119	85	103	407	▼	1,392
Civil	2024	8	7	15	-	-	-	-	-	-	-	-	-	30	-56%	30
	2023	28	15	25	16	14	9	13	14	16	14	12	12	68	▼	188
Criminal	2024	13	20	36	-	-	-	-	-	-	-	-	-	69	8%	69
	2023	10	24	30	37	74	17	35	28	7	32	17	26	64	▲	337
Concealed Handgun Permits	2024	68	47	50	-	-	-	-	-	-	-	-	-	165	-29%	165
	2023	90	66	76	62	75	44	47	55	43	62	49	58	232	▼	727
Miscellaneous/ Other	2024	18	10	10	-	-	-	-	-	-	-	-	-	38	-12%	38
	2023	13	17	13	20	6	10	14	12	10	11	7	7	43	▼	140

Filings by Case Category																
Case Categories		Jan	Feb	Mar	Apr	May	Jun	Jul	Aug	Sep	Oct	Nov	Dec	Thru Mar	% Change	Total
Administrative Law	2024	-	-	-	-	-	-	-	-	-	-	-	-	0	0	0
	2023	-	-	-	-	-	-	1	2	-	-	-	-	0	↔	3
Capital Murder	2024	-	3	-	-	-	-	-	-	-	-	-	-	3	3	3
	2023	-	-	-	1	-	-	-	-	-	-	-	-	0	↔	1
Contested Divorce	2024	2	-	3	-	-	-	-	-	-	-	-	-	5	-44%	5
	2023	3	2	4	1	-	2	-	2	4	2	-	-	9	▼	20
Domestic and Family - Level 1	2024	-	-	-	-	-	-	-	-	-	-	-	-	0	-100%	0
	2023	2	-	-	-	1	1	-	2	-	4	3	-	2	▼	13
Domestic and Family - Level 2	2024	1	-	1	-	-	-	-	-	-	-	-	-	2	0%	2
	2023	-	1	1	-	1	-	-	-	-	1	-	1	2	↔	5
Felonies and Related Matters	2024	8	11	28	-	-	-	-	-	-	-	-	-	47	52%	47
	2023	5	14	12	29	58	10	7	8	3	17	8	12	31	▲	183
General Civil - Level 1	2024	-	-	2	-	-	-	-	-	-	-	-	-	2	0%	2
	2023	1	-	1	-	-	-	-	-	-	-	-	-	2	↔	2
General Civil - Level 2	2024	4	2	4	-	-	-	-	-	-	-	-	-	10	-71%	10
	2023	18	8	8	9	10	6	3	6	5	1	4	4	34	▼	82
General Civil - Level 3	2024	1	2	3	-	-	-	-	-	-	-	-	-	6	-40%	6
	2023	2	1	7	4	-	1	-	3	2	4	5	2	10	▼	31
Miscellaneous Civil	2024	82	57	59	-	-	-	-	-	-	-	-	-	198	-27%	198
	2023	101	81	89	76	81	51	60	63	49	70	53	65	271	▼	839
Misdemeanor	2024	5	5	7	-	-	-	-	-	-	-	-	-	17	-37%	17
	2023	3	8	16	4	10	4	22	16	4	11	8	12	27	▼	118
Other	2024	-	-	-	-	-	-	-	-	-	-	-	-	0	-100%	0
	2023	2	1	-	5	-	2	2	-	1	1	1	1	3	▼	16
Other Criminally Related Matters	2024	1	1	1	-	-	-	-	-	-	-	-	-	3	-57%	3
	2023	2	3	2	3	6	3	6	4	-	4	1	2	7	▼	36
Probates/Wills & Trusts - Level 2	2024	1	-	-	-	-	-	-	-	-	-	-	-	1	1	1
	2023	-	-	-	1	-	-	-	-	-	-	-	1	0	↔	2
Uncontested Divorce	2024	2	3	3	-	-	-	-	-	-	-	-	-	8	-11%	8
	2023	2	3	4	2	2	-	8	3	8	4	2	3	9	▼	41

Dashboard		Monthly Filings Summary		Jan --- Mar Filings	
Court: Greene Circuit	Circuit/Court ID: 16 216079				
Start/End Date: Jan-23 / Mar-24	Type of Case: Filings				
2023 Average Month: 127	2024 Average Month: 118				
Jan-Mar 2023: 397	Jan-Mar 2024 : 355				
Filings Trending: ▼	Overall AVG. Month: 125				

Filings by Division																
Divisions		Jan	Feb	Mar	Apr	May	Jun	Jul	Aug	Sep	Oct	Nov	Dec	Thru Mar	% Change	Total
Total	2024	75	149	131	-	-	-	-	-	-	-	-	-	355	-11%	355
	2023	112	136	149	139	107	110	106	158	116	132	92	162	397	▼	1,519
Civil	2024	9	5	14	-	-	-	-	-	-	-	-	-	28	0%	28
	2023	7	8	13	28	23	10	10	11	20	8	10	6	28	↔	154
Criminal	2024	10	60	43	-	-	-	-	-	-	-	-	-	113	-10%	113
	2023	31	51	43	51	16	52	25	67	33	39	15	46	125	▼	469
Concealed Handgun Permits	2024	43	73	51	-	-	-	-	-	-	-	-	-	167	-5%	167
	2023	54	56	65	40	42	26	50	55	44	54	46	31	175	▼	563
Miscellaneous/ Other	2024	13	11	23	-	-	-	-	-	-	-	-	-	47	-32%	47
	2023	20	21	28	20	26	22	21	25	19	30	21	79	69	▼	332
Others	2024	-	-	-	-	-	-	-	-	-	-	-	-	0	0	0
	2023	-	-	-	-	-	-	-	-	-	1	-	-	0	↔	1

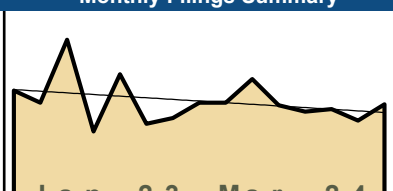
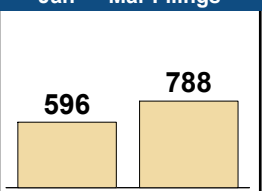
Filings by Case Category																
Case Categories		Jan	Feb	Mar	Apr	May	Jun	Jul	Aug	Sep	Oct	Nov	Dec	Thru Mar	% Change	Total
Administrative Law	2024	-	-	-	-	-	-	-	-	-	-	-	-	0	-100%	0
	2023	1	-	-	1	-	1	-	-	-	-	1	-	1	▼	4
Contested Divorce	2024	1	-	2	-	-	-	-	-	-	-	-	-	3	-50%	3
	2023	-	-	6	1	2	-	3	-	3	1	1	3	6	▼	20
Domestic and Family - Level 1	2024	-	-	4	-	-	-	-	-	-	-	-	-	4	300%	4
	2023	-	-	1	14	9	3	-	4	11	1	2	-	1	▲	45
Domestic and Family - Level 2	2024	-	-	-	-	-	-	-	-	-	-	-	-	0	-100%	0
	2023	1	-	1	-	1	1	-	2	-	-	2	-	2	▼	8
Felonies and Related Matters	2024	4	42	30	-	-	-	-	-	-	-	-	-	76	-12%	76
	2023	23	31	32	41	13	29	18	32	24	22	10	39	86	▼	314
General Civil - Level 1	2024	-	1	-	-	-	-	-	-	-	-	-	-	1	1	1
	2023	-	-	-	-	-	-	-	-	-	-	-	-	0	↔	0
General Civil - Level 2	2024	2	-	3	-	-	-	-	-	-	-	-	-	5	0%	5
	2023	1	3	1	3	4	1	2	1	3	1	2	-	5	↔	22
General Civil - Level 3	2024	2	2	1	-	-	-	-	-	-	-	-	-	5	400%	5
	2023	-	-	1	2	1	1	-	-	2	1	-	1	1	▲	9
Miscellaneous Civil	2024	50	78	66	-	-	-	-	-	-	-	-	-	194	-9%	194
	2023	65	67	81	45	55	38	59	63	53	65	52	39	213	▼	682
Misdemeanor	2024	6	15	6	-	-	-	-	-	-	-	-	-	27	-10%	27
	2023	5	15	10	7	2	23	5	32	8	13	4	7	30	▼	131
Other	2024	6	5	6	-	-	-	-	-	-	-	-	-	17	-43%	17
	2023	9	10	11	15	13	10	9	17	8	19	14	70	30	▼	205
Other Criminally Related Matters	2024	-	3	7	-	-	-	-	-	-	-	-	-	10	11%	10
	2023	3	5	1	3	1	-	2	3	1	4	1	-	9	▲	24
Probates/Wills & Trusts - Level 1	2024	-	-	-	-	-	-	-	-	-	-	-	-	0	0	0
	2023	-	-	-	-	-	-	-	-	-	-	-	1	0	↔	1
Probates/Wills & Trusts - Level 2	2024	-	-	-	-	-	-	-	-	-	-	-	-	0	-100%	0
	2023	1	1	-	-	1	-	1	-	-	-	-	-	2	▼	4
Protective Orders	2024	-	-	-	-	-	-	-	-	-	-	-	-	0	0	0
	2023	-	-	-	-	-	-	-	-	-	1	-	-	0	↔	1
Uncontested Divorce	2024	4	3	6	-	-	-	-	-	-	-	-	-	13	18%	13
	2023	3	4	4	7	5	3	7	4	3	4	3	2	11	▲	49

This report reflects data in the case management system. Numbers will update accordingly as reports are refreshed and posted.

CPSS-CCMS-10.01 CASELOAD STATISTICS OF THE CIRCUIT COURTS

January 2023 -- March 2024 Filings

Alexandria and Fairfax Circuit are not Included in State Totals

Dashboard		Monthly Filings Summary		Jan --- Mar Filings	
Court: Louisa Circuit	Circuit/Court ID: 16 216109				
Start/End Date: Jan-23 / Mar-24	Type of Case: Filings				
2023 Average Month: 223	2024 Average Month: 199				
Jan-Mar 2023: 788	Jan-Mar 2024 : 596				
Filings Trending: ▼	Overall AVG. Month: 218				

Filings by Division																
Divisions		Jan	Feb	Mar	Apr	May	Jun	Jul	Aug	Sep	Oct	Nov	Dec	Thru Mar	% Change	Total
Total	2024	203	181	212	-	-	-	-	-	-	-	-	-	596	-24%	596
	2023	238	215	335	160	269	175	186	215	215	260	210	198	788	▼	2,676
Civil	2024	21	18	26	-	-	-	-	-	-	-	-	-	65	-20%	65
	2023	25	24	32	15	20	26	33	29	17	35	29	21	81	▼	306
Criminal	2024	83	55	62	-	-	-	-	-	-	-	-	-	200	-24%	200
	2023	54	54	155	39	135	56	65	70	83	93	67	47	263	▼	918
Concealed Handgun Permits	2024	81	84	110	-	-	-	-	-	-	-	-	-	275	-12%	275
	2023	108	104	99	76	80	66	60	77	80	87	78	88	311	▼	1,003
Miscellaneous/ Other	2024	18	24	13	-	-	-	-	-	-	-	-	-	55	-58%	55
	2023	51	33	48	30	34	27	28	39	35	45	36	42	132	▼	448
Others	2024	-	-	1	-	-	-	-	-	-	-	-	-	1	0%	1
	2023	-	-	1	-	-	-	-	-	-	-	-	-	1	↔	1

Filings by Case Category																
Case Categories		Jan	Feb	Mar	Apr	May	Jun	Jul	Aug	Sep	Oct	Nov	Dec	Thru Mar	% Change	Total
Administrative Law	2024	-	1	-	-	-	-	-	-	-	-	-	-	1	1	1
	2023	-	-	-	-	-	-	-	-	-	-	-	-	0	↔	0
Capital Murder	2024	1	-	-	-	-	-	-	-	-	-	-	-	1	1	1
	2023	-	-	-	-	-	-	1	-	-	1	-	-	0	↔	2
Contested Divorce	2024	2	4	1	-	-	-	-	-	-	-	-	-	7	-50%	7
	2023	4	6	4	3	2	3	7	7	3	4	4	-	14	▼	47
Domestic and Family - Level 1	2024	1	-	13	-	-	-	-	-	-	-	-	-	14	27%	14
	2023	1	-	10	2	1	-	2	-	1	12	3	6	11	▲	38
Domestic and Family - Level 2	2024	-	-	1	-	-	-	-	-	-	-	-	-	1	-86%	1
	2023	2	2	3	-	-	3	2	1	3	2	5	-	7	▼	23
Felonies and Related Matters	2024	64	36	36	-	-	-	-	-	-	-	-	-	136	-23%	136
	2023	30	32	115	24	105	43	40	46	65	69	52	30	177	▼	651
General Civil - Level 1	2024	-	-	-	-	-	-	-	-	-	-	-	-	0	0	0
	2023	-	-	-	1	-	-	-	-	-	1	-	-	0	↔	2
General Civil - Level 2	2024	5	4	4	-	-	-	-	-	-	-	-	-	13	86%	13
	2023	3	4	-	2	7	11	11	10	1	7	9	5	7	▲	70
General Civil - Level 3	2024	3	2	4	-	-	-	-	-	-	-	-	-	9	0%	9
	2023	1	4	4	2	1	-	2	4	1	1	1	1	9	↔	22
Miscellaneous Civil	2024	97	107	122	-	-	-	-	-	-	-	-	-	326	-12%	326
	2023	124	122	123	92	99	72	71	104	98	107	97	104	369	▼	1,213
Misdemeanor	2024	17	16	25	-	-	-	-	-	-	-	-	-	58	-28%	58
	2023	23	19	39	16	28	12	20	23	16	21	13	13	81	▼	243
Other	2024	1	2	1	-	-	-	-	-	-	-	-	-	4	-95%	4
	2023	35	13	29	12	18	21	17	11	17	25	17	31	77	▼	246
Other Criminally Related Matters	2024	2	3	1	-	-	-	-	-	-	-	-	-	6	20%	6
	2023	1	3	1	-	2	1	4	2	2	2	3	4	5	▲	25
Probates/Wills & Trusts - Level 1	2024	-	1	-	-	-	-	-	-	-	-	-	-	1	0%	1
	2023	-	-	1	-	-	-	1	-	-	-	-	-	1	↔	2
Probates/Wills & Trusts - Level 2	2024	-	-	-	-	-	-	-	-	-	-	-	-	0	-100%	0
	2023	2	3	1	1	1	-	2	3	2	3	-	-	6	▼	18
Uncontested Divorce	2024	10	5	4	-	-	-	-	-	-	-	-	-	19	-21%	19
	2023	12	7	5	5	5	9	6	4	6	5	6	4	24	▼	74

This report reflects data in the case management system. Numbers will update accordingly as reports are refreshed and posted.

Dashboard		Monthly Filings Summary		Jan --- Mar Filings	
<p>Court: Madison Circuit Start/End Date: Jan-23 / Mar-24 2023 Average Month: 85 Jan-Mar 2023: 303 Filings Trending: ▼</p>	<p>Circuit/Court ID: 16 216113 Type of Case: Filings 2024 Average Month:80 Jan-Mar 2024 : 241 Overall AVG. Month: 84</p>				

Filings by Division																
Divisions		Jan	Feb	Mar	Apr	May	Jun	Jul	Aug	Sep	Oct	Nov	Dec	Thru Mar	% Change	Total
Total	2024	66	76	99	-	-	-	-	-	-	-	-	-	241	-20%	241
	2023	88	106	109	64	69	74	61	73	90	67	80	134	303	▼	1,015
Civil	2024	7	4	6	-	-	-	-	-	-	-	-	-	17	-19%	17
	2023	4	8	9	8	7	7	10	6	4	5	4	9	21	▼	81
Criminal	2024	8	20	24	-	-	-	-	-	-	-	-	-	52	-46%	52
	2023	24	38	35	12	11	27	5	17	34	19	24	23	97	▼	269
Concealed Handgun Permits	2024	31	34	40	-	-	-	-	-	-	-	-	-	105	-20%	105
	2023	45	38	48	32	34	23	16	26	30	31	41	38	131	▼	402
Miscellaneous/ Other	2024	20	18	29	-	-	-	-	-	-	-	-	-	67	24%	67
	2023	15	22	17	12	17	17	30	24	22	12	11	64	54	▲	263

Filings by Case Category																
Case Categories		Jan	Feb	Mar	Apr	May	Jun	Jul	Aug	Sep	Oct	Nov	Dec	Thru Mar	% Change	Total
Administrative Law	2024	-	-	-	-	-	-	-	-	-	-	-	-	0	0	0
	2023	-	-	-	1	-	-	-	-	1	-	-	-	-	0	↔
Contested Divorce	2024	-	-	1	-	-	-	-	-	-	-	-	-	1	1	1
	2023	-	-	-	2	-	2	1	-	-	-	-	-	0	↔	5
Domestic and Family - Level 1	2024	1	1	-	-	-	-	-	-	-	-	-	-	2	0%	2
	2023	-	1	1	2	-	-	-	-	3	1	-	2	3	2	↔
Domestic and Family - Level 2	2024	-	-	1	-	-	-	-	-	-	-	-	-	1	-50%	1
	2023	1	1	-	-	-	-	-	-	-	-	-	-	2	▼	2
Felonies and Related Matters	2024	6	11	15	-	-	-	-	-	-	-	-	-	32	-57%	32
	2023	17	27	30	6	8	16	3	9	12	11	13	12	74	▼	164
General Civil - Level 1	2024	-	-	-	-	-	-	-	-	-	-	-	-	0	-100%	0
	2023	-	1	-	-	-	-	-	1	-	-	-	1	1	▼	3
General Civil - Level 2	2024	3	1	1	-	-	-	-	-	-	-	-	-	5	-29%	5
	2023	1	2	4	2	6	1	3	-	2	2	-	-	7	▼	23
General Civil - Level 3	2024	-	-	1	-	-	-	-	-	-	-	-	-	1	-83%	1
	2023	1	2	3	-	1	1	1	1	-	1	-	4	6	▼	15
Miscellaneous Civil	2024	35	38	51	-	-	-	-	-	-	-	-	-	124	-14%	124
	2023	47	46	52	42	43	29	30	34	37	38	42	43	145	▼	483
Misdemeanor	2024	2	9	6	-	-	-	-	-	-	-	-	-	17	-23%	17
	2023	7	11	4	6	3	9	2	6	21	7	11	10	22	▼	97
Other	2024	17	14	18	-	-	-	-	-	-	-	-	-	49	32%	49
	2023	12	12	13	2	7	11	17	16	15	5	10	59	37	▲	179
Other Criminally Related Matters	2024	-	-	3	-	-	-	-	-	-	-	-	-	3	200%	3
	2023	-	-	1	-	-	2	-	2	1	1	-	1	1	▲	8
Probates/Wills & Trusts - Level 1	2024	-	-	-	-	-	-	-	-	-	-	-	-	0	0	0
	2023	-	-	-	-	-	-	1	-	-	1	-	-	0	↔	2
Probates/Wills & Trusts - Level 2	2024	1	-	2	-	-	-	-	-	-	-	-	-	3	3	3
	2023	-	-	-	1	1	-	1	-	-	-	-	-	0	↔	3
Uncontested Divorce	2024	1	2	-	-	-	-	-	-	-	-	-	-	3	-50%	3
	2023	2	3	1	-	-	3	1	1	1	1	1	2	6	▼	16

Dashboard		Monthly Filings Summary		Jan --- Mar Filings							
<p>Court: Orange Circuit Start/End Date: Jan-23 / Mar-24 2023 Average Month: 176 Jan-Mar 2023: 603 Filings Trending: ↔</p>	<p>Circuit/Court ID: 16 216137 Type of Case: Filings 2024 Average Month: 201 Jan-Mar 2024 : 604 Overall AVG. Month: 181</p>	<p style="text-align: center; font-weight: bold;">Jan 23 - Mar 24</p>		<table style="margin: auto;"> <tr> <td style="text-align: center; width: 50px;">604</td> <td style="text-align: center; width: 50px;">603</td> </tr> <tr> <td style="text-align: center; width: 50px;"></td> <td style="text-align: center; width: 50px;"></td> </tr> <tr> <td style="text-align: center; width: 50px;">2024</td> <td style="text-align: center; width: 50px;">2023</td> </tr> </table>		604	603			2024	2023
604	603										
2024	2023										

Filings by Division																
Divisions		Jan	Feb	Mar	Apr	May	Jun	Jul	Aug	Sep	Oct	Nov	Dec	Thru Mar	% Change	Total
Total	2024	199	178	227	-	-	-	-	-	-	-	-	-	604	0%	604
	2023	218	164	221	170	152	167	201	187	166	176	189	98	603	▲	2,109
Civil	2024	24	17	21	-	-	-	-	-	-	-	-	-	62	3%	62
	2023	14	17	29	16	18	27	21	20	30	29	27	17	60	▲	265
Criminal	2024	77	50	103	-	-	-	-	-	-	-	-	-	230	26%	230
	2023	82	30	70	49	38	44	109	93	65	47	77	24	182	▲	728
Concealed Handgun Permits	2024	80	99	80	-	-	-	-	-	-	-	-	-	259	-15%	259
	2023	99	106	101	85	75	79	46	59	57	89	71	42	306	▼	909
Miscellaneous/Other	2024	18	12	23	-	-	-	-	-	-	-	-	-	53	-2%	53
	2023	22	11	21	20	21	17	25	15	14	11	14	14	54	▼	205
Others	2024	-	-	-	-	-	-	-	-	-	-	-	-	0	-100%	0
	2023	1	-	-	-	-	-	-	-	-	-	-	1	1	▼	2

Filings by Case Category																
Case Categories		Jan	Feb	Mar	Apr	May	Jun	Jul	Aug	Sep	Oct	Nov	Dec	Thru Mar	% Change	Total
Administrative Law	2024	-	-	-	-	-	-	-	-	-	-	-	-	0	0	0
	2023	-	-	-	-	1	-	-	-	-	-	-	1	0	↔	2
Contested Divorce	2024	6	4	3	-	-	-	-	-	-	-	-	-	13	86%	13
	2023	3	2	2	-	5	2	4	3	2	1	3	2	7	▲	29
Domestic and Family - Level 1	2024	3	4	3	-	-	-	-	-	-	-	-	-	10	-29%	10
	2023	3	-	11	1	1	6	2	4	7	9	4	4	14	▼	52
Domestic and Family - Level 2	2024	-	-	-	-	-	-	-	-	-	-	-	-	0	-100%	0
	2023	-	2	-	2	2	-	3	-	1	1	2	1	2	▼	14
Felonies and Related Matters	2024	54	24	63	-	-	-	-	-	-	-	-	-	141	17%	141
	2023	62	13	46	33	26	32	68	58	49	31	52	15	121	▲	485
General Civil - Level 1	2024	-	-	-	-	-	1	-	-	-	-	-	-	0	0	0
	2023	-	-	-	-	-	1	-	1	-	1	-	-	0	↔	3
General Civil - Level 2	2024	4	5	7	-	-	-	-	-	-	-	-	-	16	-20%	16
	2023	6	5	9	5	4	4	5	5	5	5	7	1	20	▼	61
General Civil - Level 3	2024	2	-	6	-	-	-	-	-	-	-	-	-	8	-20%	8
	2023	2	6	2	3	5	8	3	3	3	3	3	4	10	▼	45
Miscellaneous Civil	2024	97	110	99	-	-	-	-	-	-	-	-	-	306	-13%	306
	2023	118	113	121	103	91	92	68	73	71	98	85	54	352	▼	1,087
Misdemeanor	2024	21	25	38	-	-	-	-	-	-	-	-	-	84	47%	84
	2023	17	16	24	16	12	9	39	27	16	16	24	9	57	▲	225
Other	2024	1	-	3	-	-	-	-	-	-	-	-	-	4	100%	4
	2023	1	-	1	-	-	-	-	-	1	-	-	1	2	▲	4
Other Criminally Related Matters	2024	2	1	2	-	-	-	-	-	-	-	-	-	5	25%	5
	2023	3	1	-	-	-	3	2	8	1	-	1	-	4	▲	19
Probates/Wills & Trusts - Level 1	2024	-	-	-	-	-	-	-	-	-	-	-	-	0	0	0
	2023	-	-	-	-	-	-	-	-	-	1	-	-	0	↔	1
Probates/Wills & Trusts - Level 2	2024	-	-	-	-	-	-	-	-	-	-	-	-	0	-100%	0
	2023	-	2	2	2	1	1	2	-	3	-	2	1	4	▼	16
Uncontested Divorce	2024	9	5	3	-	-	-	-	-	-	-	-	-	17	70%	17
	2023	3	4	3	5	4	9	5	5	7	10	5	6	10	▲	66

Dashboard		Monthly Filings Summary		Jan --- Mar Filings					
<p>Court: Charlottesville Circuit Start/End Date: Jan-23 / Mar-24 2023 Average Month: 101 Jan-Mar 2023: 312 Filings Trending: ▼</p>	<p>Circuit/Court ID: 16 216540 Type of Case: Filings 2024 Average Month:95 Jan-Mar 2024 : 284 Overall AVG. Month: 100</p>	<p style="text-align: center; font-weight: bold; font-size: 1.2em;">Jan 23 - Mar 24</p>		<table style="margin: auto;"> <tr> <td style="text-align: center; width: 50px;">284</td> <td style="text-align: center; width: 50px;">312</td> </tr> <tr> <td style="text-align: center; width: 50px;">2024</td> <td style="text-align: center; width: 50px;">2023</td> </tr> </table>		284	312	2024	2023
284	312								
2024	2023								

Filings by Division																
Divisions		Jan	Feb	Mar	Apr	May	Jun	Jul	Aug	Sep	Oct	Nov	Dec	Thru Mar	% Change	Total
Total	2024	104	83	97	-	-	-	-	-	-	-	-	-	284	-9%	284
	2023	94	108	110	89	117	109	80	117	81	109	92	106	312	▼	1,212
Civil	2024	24	18	27	-	-	-	-	-	-	-	-	-	69	1%	69
	2023	17	26	25	23	28	18	20	16	15	25	13	14	68	▲	240
Criminal	2024	39	32	42	-	-	-	-	-	-	-	-	-	113	-10%	113
	2023	37	48	40	30	51	50	32	53	39	50	30	35	125	▼	495
Concealed Handgun Permits	2024	13	17	11	-	-	-	-	-	-	-	-	-	41	-23%	41
	2023	19	15	19	15	11	6	9	16	13	15	14	19	53	▼	171
Miscellaneous/ Other	2024	28	16	17	-	-	-	-	-	-	-	-	-	61	-8%	61
	2023	21	19	26	21	27	35	19	32	14	19	35	38	66	▼	306

Filings by Case Category																
Case Categories		Jan	Feb	Mar	Apr	May	Jun	Jul	Aug	Sep	Oct	Nov	Dec	Thru Mar	% Change	Total
Administrative Law	2024	1	1	-	-	-	-	-	-	-	-	-	-	2	0%	2
	2023	-	1	1	-	-	-	-	-	-	-	1	-	-	2	↔
Contested Divorce	2024	4	2	3	-	-	-	-	-	-	-	-	-	9	13%	9
	2023	3	4	1	2	2	2	4	4	1	4	2	1	8	▲	30
Domestic and Family - Level 1	2024	-	-	3	-	-	-	-	-	-	-	-	-	3	0%	3
	2023	2	-	1	2	1	-	2	-	-	5	-	1	3	↔	14
Domestic and Family - Level 2	2024	1	2	5	-	-	-	-	-	-	-	-	-	8	167%	8
	2023	-	-	3	6	-	1	1	1	2	3	-	-	3	▲	17
Felonies and Related Matters	2024	27	22	25	-	-	-	-	-	-	-	-	-	74	-22%	74
	2023	29	36	30	21	40	44	25	35	34	38	21	29	95	▼	382
General Civil - Level 1	2024	3	3	-	-	-	-	-	-	-	-	-	-	6	100%	6
	2023	1	2	-	1	2	1	1	2	-	-	-	2	3	▲	12
General Civil - Level 2	2024	10	5	5	-	-	-	-	-	-	-	-	-	20	-9%	20
	2023	7	8	7	3	7	8	5	8	5	3	5	2	22	▼	68
General Civil - Level 3	2024	3	1	2	-	-	-	-	-	-	-	-	-	6	-60%	6
	2023	2	7	6	1	3	4	2	1	1	3	3	5	15	▼	38
Miscellaneous Civil	2024	38	32	28	-	-	-	-	-	-	-	-	-	98	-13%	98
	2023	38	31	44	36	38	35	28	45	27	34	48	50	113	▼	454
Misdemeanor	2024	8	6	16	-	-	-	-	-	-	-	-	-	30	20%	30
	2023	7	12	6	5	7	5	5	7	4	8	7	6	25	▲	79
Other	2024	-	-	2	-	-	-	-	-	-	-	-	-	2	2	2
	2023	-	-	-	-	-	1	-	1	-	-	1	-	0	↔	3
Other Criminally Related Matters	2024	4	4	1	-	-	-	-	-	-	-	-	-	9	29%	9
	2023	1	2	4	4	4	1	2	11	1	4	2	2	7	▲	38
Probates/Wills & Trusts - Level 1	2024	-	-	-	-	-	-	-	-	-	-	-	-	0	0	0
	2023	-	-	-	-	1	-	-	-	-	-	-	-	0	↔	1
Probates/Wills & Trusts - Level 2	2024	2	-	2	-	-	-	-	-	-	-	-	-	4	300%	4
	2023	-	-	1	1	-	1	1	2	-	2	-	3	1	▲	11
Protective Orders	2024	-	-	-	-	-	-	-	-	-	-	-	-	0	0	0
	2023	-	-	-	-	2	-	-	-	-	-	-	-	0	↔	2
Uncontested Divorce	2024	3	5	5	-	-	-	-	-	-	-	-	-	13	-13%	13
	2023	4	5	6	7	10	6	4	-	6	4	3	5	15	▼	60

Dashboard		Monthly Filings Summary		Jan --- Mar Filings	
Court: Arlington Circuit	Circuit/Court ID: 17 217013	<p>Jan 23 - Mar 24</p>		2,664 2,536	
Start/End Date: Jan-23 / Mar-24	Type of Case: Filings				
2023 Average Month: 808	2024 Average Month: 888			2024 2023	
Jan-Mar 2023: 2,536	Jan-Mar 2024 : 2,664				
Filings Trending: ▲	Overall AVG. Month: 824				

Filings by Division																
Divisions		Jan	Feb	Mar	Apr	May	Jun	Jul	Aug	Sep	Oct	Nov	Dec	Thru Mar	% Change	Total
Total	2024	947	896	821	-	-	-	-	-	-	-	-	-	2,664	5%	2,664
	2023	792	824	920	768	1,045	769	743	785	791	837	726	701	2,536	▲	9,701
Civil	2024	153	143	178	-	-	-	-	-	-	-	-	-	474	-16%	474
	2023	153	197	214	180	403	194	194	218	195	196	154	132	564	▼	2,430
Criminal	2024	197	203	218	-	-	-	-	-	-	-	-	-	618	-11%	618
	2023	241	231	224	171	242	181	201	165	203	231	223	216	696	▼	2,529
Concealed Handgun Permits	2024	79	98	92	-	-	-	-	-	-	-	-	-	269	-13%	269
	2023	99	95	116	83	95	73	78	93	59	86	79	88	310	▼	1,044
Miscellaneous/ Other	2024	516	448	332	-	-	-	-	-	-	-	-	-	1,296	35%	1,296
	2023	296	300	365	333	302	319	269	307	333	322	269	263	961	▲	3,678
Others	2024	2	4	1	-	-	-	-	-	-	-	-	-	7	40%	7
	2023	3	1	1	1	3	2	1	2	1	2	1	2	5	▲	20

Filings by Case Category																
Case Categories		Jan	Feb	Mar	Apr	May	Jun	Jul	Aug	Sep	Oct	Nov	Dec	Thru Mar	% Change	Total
Administrative Law	2024	2	2	3	-	-	-	-	-	-	-	-	-	7	40%	7
	2023	2	2	1	2	1	2	4	-	1	4	-	2	5	▲	21
Capital Murder	2024	1	-	-	-	-	-	-	-	-	-	-	-	1	1	1
	2023	-	-	-	-	-	-	-	-	-	-	-	-	0	↔	0
Contested Divorce	2024	15	19	26	-	-	-	-	-	-	-	-	-	60	7%	60
	2023	19	21	16	14	22	15	21	19	24	16	9	10	56	▲	206
Domestic and Family - Level 1	2024	7	10	4	-	-	-	-	-	-	-	-	-	21	-25%	21
	2023	16	7	5	20	8	7	13	17	3	11	4	6	28	▼	117
Domestic and Family - Level 2	2024	3	10	5	-	-	-	-	-	-	-	-	-	18	50%	18
	2023	8	1	3	3	6	4	5	11	6	3	5	5	12	▲	60
Felonies and Related Matters	2024	120	111	111	-	-	-	-	-	-	-	-	-	342	-15%	342
	2023	127	149	127	77	125	102	148	93	130	120	120	109	403	▼	1,427
General Civil - Level 1	2024	2	1	3	-	-	-	-	-	-	-	-	-	6	-67%	6
	2023	11	3	4	2	5	2	3	5	2	4	4	-	18	▼	45
General Civil - Level 2	2024	72	55	79	-	-	-	-	-	-	-	-	-	206	-31%	206
	2023	52	119	129	88	301	108	97	109	107	106	94	61	300	▼	1,371
General Civil - Level 3	2024	12	13	5	-	-	-	-	-	-	-	-	-	30	67%	30
	2023	5	7	6	16	5	11	7	14	8	15	8	16	18	▲	118
Miscellaneous Civil	2024	208	208	235	-	-	-	-	-	-	-	-	-	651	-13%	651
	2023	241	232	274	223	218	249	198	244	252	254	210	175	747	▼	2,770
Misdemeanor	2024	36	30	21	-	-	-	-	-	-	-	-	-	87	-5%	87
	2023	28	28	36	18	25	19	27	27	25	37	24	27	92	▼	321
Other	2024	384	339	197	-	-	-	-	-	-	-	-	-	920	75%	920
	2023	156	161	209	197	187	147	150	161	138	155	138	178	526	▲	1,977
Other Criminally Related Matters	2024	40	65	88	-	-	-	-	-	-	-	-	-	193	-9%	193
	2023	86	58	67	78	93	61	27	47	49	77	79	81	211	▼	803
Probates/Wills & Trusts - Level 1	2024	2	4	1	-	-	-	-	-	-	-	-	-	7	40%	7
	2023	1	3	1	1	-	2	6	5	3	-	-	-	5	▲	22
Probates/Wills & Trusts - Level 2	2024	9	6	11	-	-	-	-	-	-	-	-	-	26	-32%	26
	2023	11	12	15	7	11	13	11	9	14	9	8	6	38	▼	126
Uncontested Divorce	2024	34	23	32	-	-	-	-	-	-	-	-	-	89	16%	89
	2023	29	21	27	22	38	27	26	24	29	26	23	25	77	▲	317

This report reflects data in the case management system. Numbers will update accordingly as reports are refreshed and posted.

Dashboard		Monthly Filings Summary		Jan --- Mar Filings	
Court: Fauquier Circuit	Circuit/Court ID: 20 220061				
Start/End Date: Jan-23 / Mar-24	Type of Case: Filings				
2023 Average Month: 316	2024 Average Month: 320				
Jan-Mar 2023: 1,130	Jan-Mar 2024 : 960				
Filings Trending: ▼	Overall AVG. Month: 316				

Filings by Division																
Divisions		Jan	Feb	Mar	Apr	May	Jun	Jul	Aug	Sep	Oct	Nov	Dec	Thru Mar	% Change	Total
Total	2024	363	290	307	-	-	-	-	-	-	-	-	-	960	-15%	960
	2023	315	322	493	250	305	285	226	288	285	263	317	437	1,130	▼	3,786
Civil	2024	69	51	45	-	-	-	-	-	-	-	-	-	165	35%	165
	2023	35	50	37	39	50	40	42	37	35	32	40	34	122	▲	471
Criminal	2024	95	52	116	-	-	-	-	-	-	-	-	-	263	-19%	263
	2023	43	59	224	54	74	74	53	75	98	69	97	46	326	▼	966
Concealed Handgun Permits	2024	134	139	120	-	-	-	-	-	-	-	-	-	393	-23%	393
	2023	173	167	170	120	129	111	95	107	101	118	133	115	510	▼	1,539
Miscellaneous/ Other	2024	65	48	26	-	-	-	-	-	-	-	-	-	139	-19%	139
	2023	63	46	62	37	51	60	35	69	51	44	46	242	171	▼	806
Others	2024	-	-	-	-	-	-	-	-	-	-	-	-	0	-100%	0
	2023	1	-	-	-	1	-	1	-	-	-	1	-	1	▼	4

Filings by Case Category																
Case Categories		Jan	Feb	Mar	Apr	May	Jun	Jul	Aug	Sep	Oct	Nov	Dec	Thru Mar	% Change	Total
Administrative Law	2024	1	-	-	-	-	-	-	-	-	-	-	-	1	1	1
	2023	-	-	-	-	-	-	-	-	1	-	-	-	0	↔	1
Contested Divorce	2024	6	2	4	-	-	-	-	-	-	-	-	-	12	50%	12
	2023	1	4	3	2	5	2	5	7	2	2	5	5	8	▲	43
Domestic and Family - Level 1	2024	25	12	4	-	-	-	-	-	-	-	-	-	41	156%	41
	2023	6	8	2	8	7	10	1	-	1	3	2	8	16	▲	56
Domestic and Family - Level 2	2024	4	-	-	-	-	-	-	-	-	-	-	-	4	-33%	4
	2023	1	2	3	3	1	4	3	4	4	-	1	3	6	▼	29
Felonies and Related Matters	2024	46	37	73	-	-	-	-	-	-	-	-	-	156	-12%	156
	2023	28	33	117	25	51	54	23	46	55	41	77	33	178	▼	583
General Civil - Level 1	2024	-	1	-	-	-	-	-	-	-	-	-	-	1	-50%	1
	2023	-	1	1	-	-	-	-	2	-	-	-	-	2	▼	4
General Civil - Level 2	2024	15	13	18	-	-	-	-	-	-	-	-	-	46	15%	46
	2023	10	16	14	12	15	4	16	7	12	15	10	10	40	▲	141
General Civil - Level 3	2024	5	2	9	-	-	-	-	-	-	-	-	-	16	14%	16
	2023	1	8	5	2	5	9	3	10	5	3	8	2	14	▲	61
Miscellaneous Civil	2024	159	165	138	-	-	-	-	-	-	-	-	-	462	-22%	462
	2023	199	190	204	141	162	142	114	144	121	142	156	143	593	▼	1,858
Misdemeanor	2024	46	12	35	-	-	-	-	-	-	-	-	-	93	-23%	93
	2023	10	14	96	16	10	14	20	23	28	21	15	5	120	▼	272
Other	2024	38	22	4	-	-	-	-	-	-	-	-	-	64	-24%	64
	2023	38	23	23	14	18	24	12	27	32	19	21	212	84	▼	463
Other Criminally Related Matters	2024	3	3	8	-	-	-	-	-	-	-	-	-	14	-50%	14
	2023	5	12	11	13	13	6	10	7	15	8	6	8	28	▼	114
Probates/Wills & Trusts - Level 1	2024	1	1	-	-	-	-	-	-	-	-	-	-	2	100%	2
	2023	1	-	-	-	1	1	-	-	1	-	-	-	1	▲	4
Probates/Wills & Trusts - Level 2	2024	2	1	2	-	-	-	-	-	-	-	-	-	5	-44%	5
	2023	6	-	3	1	4	5	3	1	3	1	6	1	9	▼	34
Protective Orders	2024	-	1	-	-	-	-	-	-	-	-	-	-	1	-67%	1
	2023	1	2	-	1	3	-	2	1	1	1	1	1	3	▼	14
Uncontested Divorce	2024	12	18	12	-	-	-	-	-	-	-	-	-	42	50%	42
	2023	8	9	11	12	10	10	14	9	4	7	9	6	28	▲	109

CPSS-CCMS-10.01 CASELOAD STATISTICS OF THE CIRCUIT COURTS

Loudoun

January 2023 -- March 2024 Filings

Alexandria and Fairfax Circuit are not Included in State Totals

Dashboard		Monthly Filings Summary		Jan --- Mar Filings	
Court: Loudoun Circuit	Circuit/Court ID: 20 220107	<p>Jan 23 - Mar 24</p>		<p>2024: 3,145 2023: 3,289</p>	
Start/End Date: Jan-23 / Mar-24	Type of Case: Filings				
2023 Average Month: 1,029	2024 Average Month: 1,048				
Jan-Mar 2023: 3,289	Jan-Mar 2024 : 3,145				
Filings Trending: ▼	Overall AVG. Month: 1,032				

Filings by Division																
Divisions		Jan	Feb	Mar	Apr	May	Jun	Jul	Aug	Sep	Oct	Nov	Dec	Thru Mar	% Change	Total
Total	2024	1,042	1,116	987	-	-	-	-	-	-	-	-	-	3,145	-4%	3,145
	2023	1,192	922	1,175	955	934	942	832	922	917	1,016	957	1,578	3,289	▼	12,342
Civil	2024	159	222	178	-	-	-	-	-	-	-	-	-	559	19%	559
	2023	136	151	182	149	191	184	151	155	154	164	145	153	469	▲	1,915
Criminal	2024	149	176	112	-	-	-	-	-	-	-	-	-	437	25%	437
	2023	117	111	122	172	91	127	94	150	134	214	171	164	350	▲	1,667
Concealed Handgun Permits	2024	284	315	305	-	-	-	-	-	-	-	-	-	904	-21%	904
	2023	403	347	393	295	276	267	253	228	244	289	288	269	1,143	▼	3,552
Miscellaneous/ Other	2024	448	398	387	-	-	-	-	-	-	-	-	-	1,233	-6%	1,233
	2023	534	307	474	337	370	364	323	386	385	347	353	986	1,315	▼	5,166
Others	2024	2	5	5	-	-	-	-	-	-	-	-	-	12	0%	12
	2023	2	6	4	2	6	-	11	3	-	2	-	6	12	↔	42

Filings by Case Category																
Case Categories		Jan	Feb	Mar	Apr	May	Jun	Jul	Aug	Sep	Oct	Nov	Dec	Thru Mar	% Change	Total
Administrative Law	2024	1	1	2	-	-	-	-	-	-	-	-	-	4	-33%	4
	2023	1	3	2	2	3	-	-	-	2	3	-	-	6	▼	16
Contested Divorce	2024	17	28	14	-	-	-	-	-	-	-	-	-	59	-29%	59
	2023	29	20	34	26	19	30	17	14	25	25	18	20	83	▼	277
Domestic and Family - Level 1	2024	18	54	11	-	-	-	-	-	-	-	-	-	83	118%	83
	2023	5	12	21	19	22	21	7	11	10	7	16	14	38	▲	165
Domestic and Family - Level 2	2024	10	12	8	-	-	-	-	-	-	-	-	-	30	-33%	30
	2023	19	12	14	4	16	5	6	7	6	4	8	9	45	▼	110
Felonies and Related Matters	2024	62	85	56	-	-	-	-	-	-	-	-	-	203	45%	203
	2023	50	48	42	78	54	41	46	81	85	110	119	73	140	▲	827
General Civil - Level 1	2024	2	4	2	-	-	-	-	-	-	-	-	-	8	14%	8
	2023	2	3	2	3	2	4	3	2	2	3	3	4	7	▲	33
General Civil - Level 2	2024	56	54	63	-	-	-	-	-	-	-	-	-	173	65%	173
	2023	30	40	35	36	54	56	44	54	53	46	37	43	105	▲	528
General Civil - Level 3	2024	17	17	15	-	-	-	-	-	-	-	-	-	49	23%	49
	2023	14	9	17	23	23	24	16	18	14	8	14	14	40	▲	194
Miscellaneous Civil	2024	452	483	535	-	-	-	-	-	-	-	-	-	1,470	-15%	1,470
	2023	639	504	591	439	425	425	414	454	424	454	437	408	1,734	▼	5,614
Misdemeanor	2024	50	25	17	-	-	-	-	-	-	-	-	-	92	31%	92
	2023	21	27	22	12	16	22	30	20	27	36	12	33	70	▲	278
Other	2024	265	213	146	-	-	-	-	-	-	-	-	-	624	-7%	624
	2023	275	142	253	161	197	180	160	139	177	166	182	824	670	▼	2,856
Other Criminally Related Matters	2024	37	66	39	-	-	-	-	-	-	-	-	-	142	0%	142
	2023	46	36	60	82	22	66	18	51	22	68	43	59	142	↔	573
Probates/Wills & Trusts - Level 1	2024	-	1	1	-	-	-	-	-	-	-	-	-	2	0%	2
	2023	-	-	2	-	-	-	2	2	-	-	-	-	2	↔	6
Probates/Wills & Trusts - Level 2	2024	4	7	11	-	-	-	-	-	-	-	-	-	22	-12%	22
	2023	9	9	7	8	18	15	12	11	4	19	14	4	25	▼	130
Uncontested Divorce	2024	51	66	67	-	-	-	-	-	-	-	-	-	184	1%	184
	2023	52	57	73	62	63	53	57	58	66	67	54	73	182	▲	735

This report reflects data in the case management system. Numbers will update accordingly as reports are refreshed and posted.

CPSS-CCMS-10.01 CASELOAD STATISTICS OF THE CIRCUIT COURTS

Rappahannock

January 2023 -- March 2024 Filings

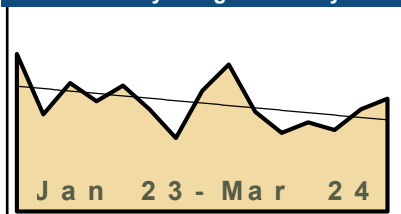
Alexandria and Fairfax Circuit are not Included in State Totals

Dashboard

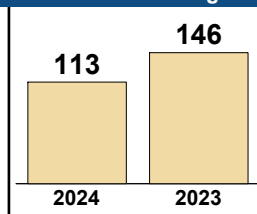
Court: Rappahannock Circuit
Start/End Date: Jan-23 / Mar-24
2023 Average Month: 42
Jan-Mar 2023: 146
Filings Trending: ▼

Circuit/Court ID: 20 220157
Type of Case: Filings
2024 Average Month:38
Jan-Mar 2024 : 113
Overall AVG. Month: 41

Monthly Filings Summary



Jan --- Mar Filings



Filings by Division

Divisions		Jan	Feb	Mar	Apr	May	Jun	Jul	Aug	Sep	Oct	Nov	Dec	Thru Mar	% Change	Total
Total	2024	31	39	43	-	-	-	-	-	-	-	-	-	113	-23%	113
	2023	60	37	49	42	48	39	28	46	56	38	30	34	146	▼	507
Civil	2024	5	3	2	-	-	-	-	-	-	-	-	-	10	-57%	10
	2023	13	7	3	4	6	3	6	5	2	2	-	2	23	▼	53
Criminal	2024	11	13	22	-	-	-	-	-	-	-	-	-	46	39%	46
	2023	12	1	20	22	16	12	4	19	34	23	6	10	33	▲	179
Concealed Handgun Permits	2024	8	15	17	-	-	-	-	-	-	-	-	-	40	-39%	40
	2023	27	19	20	12	12	10	8	13	14	8	17	7	66	▼	167
Miscellaneous/ Other	2024	7	8	2	-	-	-	-	-	-	-	-	-	17	-29%	17
	2023	8	10	6	4	14	14	10	8	6	5	7	15	24	▼	107
Others	2024	-	-	-	-	-	-	-	-	-	-	-	-	0	0	0
	2023	-	-	-	-	-	-	-	1	-	-	-	-	0	↔	1

Filings by Case Category

Case Categories		Jan	Feb	Mar	Apr	May	Jun	Jul	Aug	Sep	Oct	Nov	Dec	Thru Mar	% Change	Total
Capital Murder	2024	-	-	-	-	-	-	-	-	-	-	-	-	0	0	0
	2023	-	-	-	1	-	-	-	-	-	-	-	-	-	0	↔
Contested Divorce	2024	-	-	1	-	-	-	-	-	-	-	-	-	1	-50%	1
	2023	1	1	-	-	1	-	1	1	-	-	-	-	2	▼	5
Domestic and Family - Level 1	2024	1	-	-	-	-	-	-	-	-	-	-	-	1	-80%	1
	2023	4	1	-	3	-	2	1	-	1	-	-	-	5	▼	12
Domestic and Family - Level 2	2024	-	-	-	-	-	-	-	-	-	-	-	-	0	0	0
	2023	-	-	-	-	-	-	-	-	-	1	-	-	0	↔	1
Felonies and Related Matters	2024	10	8	14	-	-	-	-	-	-	-	-	-	32	33%	32
	2023	8	1	15	14	6	10	-	16	24	15	4	4	24	▲	117
General Civil - Level 2	2024	1	2	1	-	-	-	-	-	-	-	-	-	4	-43%	4
	2023	-	5	2	1	3	2	2	2	-	1	-	2	7	▼	20
General Civil - Level 3	2024	1	1	1	-	-	-	-	-	-	-	-	-	3	-70%	3
	2023	8	1	1	-	2	-	1	1	-	-	1	-	10	▼	15
Miscellaneous Civil	2024	15	18	18	-	-	-	-	-	-	-	-	-	51	-30%	51
	2023	29	23	21	15	15	15	10	16	16	8	22	10	73	▼	200
Misdemeanor	2024	1	2	8	-	-	-	-	-	-	-	-	-	11	38%	11
	2023	3	-	5	7	10	2	1	1	8	6	1	4	8	▲	48
Other	2024	-	3	-	-	-	-	-	-	-	-	-	-	3	-80%	3
	2023	6	5	4	1	10	7	7	6	3	5	1	12	15	▼	67
Other Criminally Related Matters	2024	-	3	-	-	-	-	-	-	-	-	-	-	3	200%	3
	2023	1	-	-	-	-	-	3	2	2	2	1	2	1	▲	13
Probates/Wills & Trusts - Level 2	2024	-	-	-	-	-	-	-	-	-	-	-	-	0	0	0
	2023	-	-	-	-	1	1	2	-	-	-	-	-	0	↔	4
Uncontested Divorce	2024	2	2	-	-	-	-	-	-	-	-	-	-	4	300%	4
	2023	-	-	1	-	-	-	-	1	2	-	-	-	1	▲	4


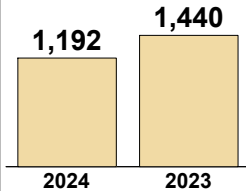
This report reflects data in the case management system. Numbers will update accordingly as reports are refreshed and posted.

CPSS-CCMS-10.01 CASELOAD STATISTICS OF THE CIRCUIT COURTS

Henry

January 2023 -- March 2024 Filings

Alexandria and Fairfax Circuit are not Included in State Totals

Dashboard	Monthly Filings Summary	Jan --- Mar Filings
<p>Court: Henry Circuit Start/End Date: Jan-23 / Mar-24 2023 Average Month: 420 Jan-Mar 2023: 1,440 Filings Trending: ▼</p>	<p>Circuit/Court ID: 21 221089 Type of Case: Filings 2024 Average Month: 397 Jan-Mar 2024 : 1,192 Overall AVG. Month: 415</p>	 <p style="text-align: center;">Jan 23 - Mar 24</p>
		 <p style="text-align: center;">2024 2023</p>

Filings by Division																
Divisions		Jan	Feb	Mar	Apr	May	Jun	Jul	Aug	Sep	Oct	Nov	Dec	Thru Mar	% Change	Total
Total	2024	332	445	415	-	-	-	-	-	-	-	-	-	1,192	-17%	1,192
	2023	532	393	515	387	517	345	460	373	426	334	394	361	1,440	▼	5,037
Civil	2024	18	36	38	-	-	-	-	-	-	-	-	-	92	-1%	92
	2023	26	32	35	31	36	29	32	39	31	29	17	24	93	▼	361
Criminal	2024	142	236	216	-	-	-	-	-	-	-	-	-	594	-17%	594
	2023	285	160	273	179	308	158	269	156	235	143	233	190	718	▼	2,589
Concealed Handgun Permits	2024	101	91	94	-	-	-	-	-	-	-	-	-	286	-31%	286
	2023	157	115	141	107	98	82	88	94	87	83	71	76	413	▼	1,199
Miscellaneous/Other	2024	71	82	65	-	-	-	-	-	-	-	-	-	218	1%	218
	2023	64	86	66	69	75	76	71	84	73	79	73	71	216	▲	887
Others	2024	-	-	2	-	-	-	-	-	-	-	-	-	2	2	2
	2023	-	-	-	1	-	-	-	-	-	-	-	-	0	↔	1

Filings by Case Category																
Case Categories		Jan	Feb	Mar	Apr	May	Jun	Jul	Aug	Sep	Oct	Nov	Dec	Thru Mar	% Change	Total
Administrative Law	2024	-	-	-	-	-	-	-	-	-	-	-	-	0	0	0
	2023	-	-	-	-	-	-	1	-	1	-	-	-	0	↔	2
Capital Murder	2024	-	-	-	-	-	-	-	-	-	-	-	-	0	0	0
	2023	-	-	-	-	-	-	1	-	-	-	1	-	0	↔	2
Contested Divorce	2024	3	6	8	-	-	-	-	-	-	-	-	-	17	6%	17
	2023	6	3	7	1	2	6	4	4	8	3	2	3	16	▲	49
Domestic and Family - Level 1	2024	1	2	7	-	-	-	-	-	-	-	-	-	10	-9%	10
	2023	6	1	4	1	7	7	2	8	4	3	1	-	11	▼	44
Domestic and Family - Level 2	2024	1	1	1	-	-	-	-	-	-	-	-	-	3	0%	3
	2023	-	2	1	2	4	-	-	3	2	2	2	-	3	↔	18
Felonies and Related Matters	2024	109	176	144	-	-	-	-	-	-	-	-	-	429	-11%	429
	2023	182	116	182	96	192	109	228	108	181	84	166	132	480	▼	1,776
General Civil - Level 1	2024	-	-	-	-	-	-	-	-	-	-	-	-	0	0	0
	2023	-	-	-	-	-	-	1	-	-	-	-	-	0	↔	1
General Civil - Level 2	2024	1	6	3	-	-	-	-	-	-	-	-	-	10	-29%	10
	2023	3	4	7	4	2	3	5	4	2	3	1	4	14	▼	42
General Civil - Level 3	2024	4	8	5	-	-	-	-	-	-	-	-	-	17	6%	17
	2023	6	8	2	6	5	5	4	8	4	7	7	10	16	▲	72
Miscellaneous Civil	2024	128	117	119	-	-	-	-	-	-	-	-	-	364	-26%	364
	2023	172	144	174	138	115	112	116	123	107	123	93	98	490	▼	1,515
Misdemeanor	2024	23	49	61	-	-	-	-	-	-	-	-	-	133	-37%	133
	2023	92	41	77	52	104	46	36	39	49	44	49	49	210	▼	678
Other	2024	45	54	41	-	-	-	-	-	-	-	-	-	140	2%	140
	2023	48	56	33	38	58	46	45	53	54	37	50	48	137	▲	566
Other Criminally Related Matters	2024	10	11	11	-	-	-	-	-	-	-	-	-	32	10%	32
	2023	11	3	15	31	12	3	4	9	5	15	17	9	29	▲	134
Probates/Wills & Trusts - Level 1	2024	1	-	-	-	-	-	-	-	-	-	-	-	1	0%	1
	2023	-	1	-	1	1	-	2	-	-	-	-	-	1	↔	5
Probates/Wills & Trusts - Level 2	2024	2	2	2	-	-	-	-	-	-	-	-	-	6	50%	6
	2023	-	4	-	3	4	2	1	2	4	5	3	1	4	▲	29
Uncontested Divorce	2024	4	13	13	-	-	-	-	-	-	-	-	-	30	3%	30
	2023	6	10	13	14	11	6	10	12	5	8	2	7	29	▲	104

This report reflects data in the case management system. Numbers will update accordingly as reports are refreshed and posted.

Dashboard		Monthly Filings Summary		Jan --- Mar Filings	
<p>Court: Patrick Circuit Start/End Date: Jan-23 / Mar-24 2023 Average Month: 168 Jan-Mar 2023: 573 Filings Trending: ▼</p>	<p>Circuit/Court ID: 21 221141 Type of Case: Filings 2024 Average Month: 153 Jan-Mar 2024 : 459 Overall AVG. Month: 165</p>	<p>Jan 23 - Mar 24</p>		<p>459 (2024) vs 573 (2023)</p>	

Filings by Division																
Divisions		Jan	Feb	Mar	Apr	May	Jun	Jul	Aug	Sep	Oct	Nov	Dec	Thru Mar	% Change	Total
Total	2024	180	121	158	-	-	-	-	-	-	-	-	-	459	-20%	459
	2023	192	165	216	177	141	135	142	199	294	96	123	134	573	▼	2,014
Civil	2024	10	12	8	-	-	-	-	-	-	-	-	-	30	-6%	30
	2023	4	11	17	9	14	9	8	17	3	8	6	15	32	▼	121
Criminal	2024	113	58	100	-	-	-	-	-	-	-	-	-	271	-6%	271
	2023	95	66	127	121	75	73	84	133	247	53	83	72	288	▼	1,229
Concealed Handgun Permits	2024	47	49	43	-	-	-	-	-	-	-	-	-	139	-39%	139
	2023	87	83	58	41	41	45	42	45	34	23	26	41	228	▼	566
Miscellaneous/ Other	2024	10	2	7	-	-	-	-	-	-	-	-	-	19	-24%	19
	2023	6	5	14	6	11	7	8	4	10	12	8	6	25	▼	97
Others	2024	-	-	-	-	-	-	-	-	-	-	-	-	0	0	0
	2023	-	-	-	-	-	1	-	-	-	-	-	-	0	↔	1

Filings by Case Category																
Case Categories		Jan	Feb	Mar	Apr	May	Jun	Jul	Aug	Sep	Oct	Nov	Dec	Thru Mar	% Change	Total
Administrative Law	2024	-	-	-	-	-	-	-	-	-	-	-	-	0	-100%	0
	2023	-	-	1	-	-	-	-	-	-	-	-	-	-	1	▼
Capital Murder	2024	-	-	-	-	-	-	-	-	-	-	-	-	0	0	0
	2023	-	-	-	-	-	-	-	-	-	-	1	-	0	↔	1
Contested Divorce	2024	1	2	1	-	-	-	-	-	-	-	-	-	4	-20%	4
	2023	-	1	4	2	1	2	3	2	-	4	1	2	5	▼	22
Domestic and Family - Level 1	2024	1	1	1	-	-	-	-	-	-	-	-	-	3	50%	3
	2023	1	1	-	2	1	-	-	3	-	1	-	-	2	▲	9
Domestic and Family - Level 2	2024	-	-	-	-	-	-	-	-	-	-	-	-	0	-100%	0
	2023	-	1	-	2	-	-	1	-	1	-	-	-	1	▼	5
Felonies and Related Matters	2024	46	31	70	-	-	-	-	-	-	-	-	-	147	-19%	147
	2023	49	31	102	73	51	58	48	101	190	34	44	62	182	▼	843
General Civil - Level 1	2024	-	-	-	-	-	-	-	-	-	-	-	-	0	0	0
	2023	-	-	-	-	-	-	-	-	-	-	-	1	0	↔	1
General Civil - Level 2	2024	5	2	1	-	-	-	-	-	-	-	-	-	8	100%	8
	2023	1	-	3	-	4	6	2	5	2	2	3	3	4	▲	31
General Civil - Level 3	2024	-	1	-	-	-	-	-	-	-	-	-	-	1	-83%	1
	2023	-	1	5	2	2	-	-	-	-	1	1	-	6	▼	12
Miscellaneous Civil	2024	57	51	50	-	-	-	-	-	-	-	-	-	158	-36%	158
	2023	93	88	67	46	51	52	49	49	43	33	33	47	248	▼	651
Misdemeanor	2024	38	21	30	-	-	-	-	-	-	-	-	-	89	11%	89
	2023	34	21	25	33	26	15	21	29	47	19	34	10	80	▲	314
Other	2024	-	-	-	-	-	-	-	-	-	-	-	-	0	0	0
	2023	-	-	-	-	-	1	-	-	-	-	-	-	0	↔	1
Other Criminally Related Matters	2024	29	6	-	-	-	-	-	-	-	-	-	-	35	35%	35
	2023	12	14	-	15	2	-	15	3	10	-	4	-	26	▲	75
Probates/Wills & Trusts - Level 2	2024	-	2	1	-	-	-	-	-	-	-	-	-	3	0%	3
	2023	-	2	1	1	1	1	1	2	-	1	-	5	3	↔	15
Uncontested Divorce	2024	3	4	4	-	-	-	-	-	-	-	-	-	11	-27%	11
	2023	2	5	8	1	2	-	2	5	1	1	2	4	15	▼	33

This report reflects data in the case management system. Numbers will update accordingly as reports are refreshed and posted.

Dashboard	Monthly Filings Summary	Jan --- Mar Filings
<p>Court: Martinsville Circuit Start/End Date: Jan-23 / Mar-24 2023 Average Month: 169 Jan-Mar 2023: 621 Filings Trending: ▲</p>	<p>Circuit/Court ID: 21 221690 Type of Case: Filings 2024 Average Month: 215 Jan-Mar 2024 : 644 Overall AVG. Month: 178</p>	<div style="text-align: center;"> <p>644 621</p> <p>2024 2023</p> </div>

Filings by Division																
Divisions		Jan	Feb	Mar	Apr	May	Jun	Jul	Aug	Sep	Oct	Nov	Dec	Thru Mar	% Change	Total
Total	2024	185	290	169	-	-	-	-	-	-	-	-	-	644	4%	644
	2023	172	238	211	121	206	150	165	150	109	186	179	140	621	▲	2,027
Civil	2024	13	15	17	-	-	-	-	-	-	-	-	-	45	50%	45
	2023	9	7	14	7	13	3	9	20	7	10	5	11	30	▲	115
Criminal	2024	102	225	111	-	-	-	-	-	-	-	-	-	438	8%	438
	2023	109	185	112	69	140	110	105	82	65	123	136	101	406	▲	1,337
Concealed Handgun Permits	2024	12	18	21	-	-	-	-	-	-	-	-	-	51	-15%	51
	2023	14	23	23	9	17	14	9	11	17	12	11	10	60	▼	170
Miscellaneous/Other	2024	58	32	20	-	-	-	-	-	-	-	-	-	110	-12%	110
	2023	40	23	62	36	36	23	42	37	20	40	27	18	125	▼	404
Others	2024	-	-	-	-	-	-	-	-	-	-	-	-	0	0	0
	2023	-	-	-	-	-	-	-	-	-	1	-	-	0	↔	1

Filings by Case Category																
Case Categories		Jan	Feb	Mar	Apr	May	Jun	Jul	Aug	Sep	Oct	Nov	Dec	Thru Mar	% Change	Total
Administrative Law	2024	-	-	-	-	-	-	-	-	-	-	-	-	0	0	0
	2023	-	-	-	-	-	-	-	-	-	-	1	-	0	↔	1
Capital Murder	2024	-	1	-	-	-	-	-	-	-	-	-	-	1	1	1
	2023	-	-	-	-	-	-	-	-	-	-	-	-	0	↔	0
Contested Divorce	2024	2	1	1	-	-	-	-	-	-	-	-	-	4	33%	4
	2023	2	-	1	1	2	-	1	-	-	1	-	-	3	▲	8
Domestic and Family - Level 1	2024	-	-	6	-	-	-	-	-	-	-	-	-	6	200%	6
	2023	-	-	2	2	1	-	-	10	-	-	-	1	2	▲	16
Domestic and Family - Level 2	2024	-	-	-	-	-	-	-	-	-	-	-	-	0	-100%	0
	2023	-	-	1	-	-	-	-	-	-	-	-	2	1	▼	3
Felonies and Related Matters	2024	73	158	78	-	-	-	-	-	-	-	-	-	309	22%	309
	2023	67	128	58	50	89	75	54	48	31	76	97	65	253	▲	838
General Civil - Level 1	2024	-	1	-	-	-	-	-	-	-	-	-	-	1	1	1
	2023	-	-	-	-	1	-	-	1	-	-	-	1	0	↔	3
General Civil - Level 2	2024	-	3	-	-	-	-	-	-	-	-	-	-	3	-40%	3
	2023	2	2	1	2	4	2	2	5	1	4	-	2	5	▼	27
General Civil - Level 3	2024	8	2	2	-	-	-	-	-	-	-	-	-	12	0%	12
	2023	3	1	8	12	14	3	2	6	6	3	2	7	12	↔	67
Miscellaneous Civil	2024	19	24	29	-	-	-	-	-	-	-	-	-	72	-8%	72
	2023	18	27	33	16	23	22	20	17	27	21	17	17	78	▼	258
Misdemeanor	2024	22	23	28	-	-	-	-	-	-	-	-	-	73	-10%	73
	2023	21	31	29	13	34	26	17	27	19	39	20	30	81	▼	306
Other	2024	49	25	12	-	-	-	-	-	-	-	-	-	86	-19%	86
	2023	35	19	52	17	18	12	30	23	9	29	21	9	106	▼	274
Other Criminally Related Matters	2024	7	44	5	-	-	-	-	-	-	-	-	-	56	-22%	56
	2023	21	26	25	6	17	9	34	7	15	8	19	6	72	▼	193
Probates/Wills & Trusts - Level 2	2024	3	4	7	-	-	-	-	-	-	-	-	-	14	250%	14
	2023	2	2	-	-	-	-	1	3	1	4	1	-	4	▲	14
Uncontested Divorce	2024	2	4	1	-	-	-	-	-	-	-	-	-	7	75%	7
	2023	1	2	1	2	3	1	4	3	-	-	-	2	4	▲	19

This report reflects data in the case management system. Numbers will update accordingly as reports are refreshed and posted.

CPSS-CCMS-10.01 CASELOAD STATISTICS OF THE CIRCUIT COURTS

Franklin County

January 2023 -- March 2024 Filings

Alexandria and Fairfax Circuit are not Included in State Totals

Dashboard		Monthly Filings Summary		Jan --- Mar Filings	
Court: Franklin County Circuit	Circuit/Court ID: 22 222067				
Start/End Date: Jan-23 / Mar-24	Type of Case: Filings				
2023 Average Month: 382	2024 Average Month: 372				
Jan-Mar 2023: 1,218	Jan-Mar 2024 : 1,116				
Filings Trending: ▼	Overall AVG. Month: 380				

Filings by Division																
Divisions		Jan	Feb	Mar	Apr	May	Jun	Jul	Aug	Sep	Oct	Nov	Dec	Thru Mar	% Change	Total
Total	2024	378	387	351	-	-	-	-	-	-	-	-	-	1,116	-8%	1,116
	2023	361	419	438	496	364	406	302	446	258	452	249	390	1,218	▼	4,581
Civil	2024	28	52	38	-	-	-	-	-	-	-	-	-	118	-11%	118
	2023	45	38	50	39	59	47	67	51	49	55	44	53	133	▼	597
Criminal	2024	180	141	132	-	-	-	-	-	-	-	-	-	453	-7%	453
	2023	122	177	186	297	148	196	111	262	78	222	63	176	485	▼	2,038
Concealed Handgun Permits	2024	142	141	132	-	-	-	-	-	-	-	-	-	415	-10%	415
	2023	147	146	166	135	107	120	88	89	82	135	98	122	459	▼	1,435
Miscellaneous/ Other	2024	28	53	48	-	-	-	-	-	-	-	-	-	129	-8%	129
	2023	46	58	36	25	50	43	36	44	49	40	44	39	140	▼	510
Others	2024	-	-	1	-	-	-	-	-	-	-	-	-	1	0%	1
	2023	1	-	-	-	-	-	-	-	-	-	-	-	1	↔	1

Filings by Case Category																
Case Categories		Jan	Feb	Mar	Apr	May	Jun	Jul	Aug	Sep	Oct	Nov	Dec	Thru Mar	% Change	Total
Administrative Law	2024	-	-	-	-	-	-	-	-	-	-	-	-	0	0	0
	2023	-	-	-	-	1	1	-	-	-	-	-	-	0	↔	2
Capital Murder	2024	-	-	-	-	-	-	-	-	-	-	-	-	0	0	0
	2023	-	-	-	-	-	-	-	1	-	-	-	-	0	↔	1
Contested Divorce	2024	3	4	8	-	-	-	-	-	-	-	-	-	15	-12%	15
	2023	5	4	8	3	2	2	4	5	3	5	3	1	17	▼	45
Domestic and Family - Level 1	2024	3	22	2	-	-	-	-	-	-	-	-	-	27	-43%	27
	2023	20	11	16	11	12	14	30	10	14	30	10	6	47	▼	184
Domestic and Family - Level 2	2024	3	4	2	-	-	-	-	-	-	-	-	-	9	125%	9
	2023	4	-	-	4	4	1	3	6	3	3	1	2	4	▲	31
Felonies and Related Matters	2024	135	114	105	-	-	-	-	-	-	-	-	-	354	-14%	354
	2023	102	158	154	253	124	172	89	209	62	177	52	156	414	▼	1,708
General Civil - Level 1	2024	-	1	-	-	-	-	-	-	-	-	-	-	1	0%	1
	2023	-	1	-	-	-	-	1	-	-	-	1	-	1	↔	3
General Civil - Level 2	2024	7	9	7	-	-	-	-	-	-	-	-	-	23	35%	23
	2023	5	4	8	7	7	6	9	11	8	6	6	7	17	▲	84
General Civil - Level 3	2024	7	2	4	-	-	-	-	-	-	-	-	-	13	0%	13
	2023	3	5	5	3	17	5	5	3	5	3	8	12	13	↔	74
Miscellaneous Civil	2024	153	161	156	-	-	-	-	-	-	-	-	-	470	-8%	470
	2023	157	167	186	146	125	135	103	110	98	159	119	143	510	▼	1,648
Misdemeanor	2024	40	23	21	-	-	-	-	-	-	-	-	-	84	25%	84
	2023	20	17	30	40	21	22	14	46	14	37	8	32	67	▲	301
Other	2024	12	24	19	-	-	-	-	-	-	-	-	-	55	-29%	55
	2023	31	34	13	13	28	29	17	22	28	16	20	15	78	▼	266
Other Criminally Related Matters	2024	5	6	7	-	-	-	-	-	-	-	-	-	18	200%	18
	2023	2	2	2	4	3	4	8	7	4	8	3	4	6	▲	51
Probates/Wills & Trusts - Level 1	2024	-	-	1	-	-	-	-	-	-	-	-	-	1	1	1
	2023	-	-	-	-	-	1	-	-	-	-	-	2	0	↔	3
Probates/Wills & Trusts - Level 2	2024	2	4	4	-	-	-	-	-	-	-	-	-	10	-29%	10
	2023	6	3	5	3	4	5	2	6	4	-	2	2	14	▼	42
Protective Orders	2024	-	-	2	-	-	-	-	-	-	-	-	-	2	-50%	2
	2023	-	2	2	1	-	1	-	-	-	-	3	-	4	▼	9
Uncontested Divorce	2024	8	13	13	-	-	-	-	-	-	-	-	-	34	31%	34
	2023	6	11	9	8	16	8	17	10	15	7	14	8	26	▲	129

This report reflects data in the case management system. Numbers will update accordingly as reports are refreshed and posted.

Dashboard		Monthly Filings Summary		Jan --- Mar Filings	
Court: Pittsylvania Circuit	Circuit/Court ID: 22 222143			1,325	1,337
Start/End Date: Jan-23 / Mar-24	Type of Case: Filings			2024	2023
2023 Average Month: 373	2024 Average Month: 442				
Jan-Mar 2023: 1,337	Jan-Mar 2024 : 1,325				
Filings Trending: ↔	Overall AVG. Month: 386				

Filings by Division																
Divisions		Jan	Feb	Mar	Apr	May	Jun	Jul	Aug	Sep	Oct	Nov	Dec	Thru Mar	% Change	Total
Total	2024	468	464	393	-	-	-	-	-	-	-	-	-	1,325	-1%	1,325
	2023	461	442	434	304	348	344	328	412	411	362	332	294	1,337	▼	4,472
Civil	2024	28	43	50	-	-	-	-	-	-	-	-	-	121	3%	121
	2023	29	39	49	29	29	47	33	42	39	34	36	24	117	▲	430
Criminal	2024	118	178	63	-	-	-	-	-	-	-	-	-	359	-3%	359
	2023	108	148	116	73	77	127	123	163	145	128	86	86	372	▼	1,380
Concealed Handgun Permits	2024	170	164	203	-	-	-	-	-	-	-	-	-	537	-4%	537
	2023	201	173	185	137	140	116	109	123	137	138	145	124	559	▼	1,728
Miscellaneous/ Other	2024	120	73	77	-	-	-	-	-	-	-	-	-	270	-6%	270
	2023	121	82	83	65	101	52	61	84	90	62	64	60	286	▼	925
Others	2024	32	6	-	-	-	-	-	-	-	-	-	-	38	1,167%	38
	2023	2	-	1	-	1	2	2	-	-	-	1	-	3	▲	9

Filings by Case Category																
Case Categories		Jan	Feb	Mar	Apr	May	Jun	Jul	Aug	Sep	Oct	Nov	Dec	Thru Mar	% Change	Total
Administrative Law	2024	-	-	-	-	-	-	-	-	-	-	-	-	0	-100%	0
	2023	1	-	1	-	-	1	-	-	-	-	-	-	2	▼	3
Contested Divorce	2024	8	4	6	-	-	-	-	-	-	-	-	-	18	38%	18
	2023	5	5	3	1	3	6	5	7	3	5	6	4	13	▲	53
Domestic and Family - Level 1	2024	7	12	17	-	-	-	-	-	-	-	-	-	36	50%	36
	2023	3	12	9	7	8	14	5	12	22	9	4	5	24	▲	110
Domestic and Family - Level 2	2024	-	4	5	-	-	-	-	-	-	-	-	-	9	29%	9
	2023	-	-	7	4	3	1	-	2	2	2	4	2	7	▲	27
Felonies and Related Matters	2024	74	138	44	-	-	-	-	-	-	-	-	-	256	-8%	256
	2023	82	117	80	53	54	96	93	142	101	104	70	69	279	▼	1,061
General Civil - Level 1	2024	1	-	3	-	-	-	-	-	-	-	-	-	4	4	4
	2023	-	-	-	-	1	-	-	1	1	-	-	2	0	↔	5
General Civil - Level 2	2024	3	10	5	-	-	-	-	-	-	-	-	-	18	50%	18
	2023	2	4	6	5	4	6	1	9	1	3	5	2	12	▲	48
General Civil - Level 3	2024	3	10	10	-	-	-	-	-	-	-	-	-	23	5%	23
	2023	9	4	9	2	5	7	6	7	6	8	5	2	22	▲	70
Miscellaneous Civil	2024	193	191	230	-	-	-	-	-	-	-	-	-	614	-4%	614
	2023	226	201	215	158	174	136	125	151	161	156	165	142	642	▼	2,010
Misdemeanor	2024	38	33	17	-	-	-	-	-	-	-	-	-	88	4%	88
	2023	25	25	35	16	24	27	25	15	40	18	16	15	85	▲	281
Other	2024	126	48	45	-	-	-	-	-	-	-	-	-	219	12%	219
	2023	98	49	48	43	67	31	46	50	64	41	44	43	195	▲	624
Other Criminally Related Matters	2024	6	7	2	-	-	-	-	-	-	-	-	-	15	67%	15
	2023	1	6	2	4	-	5	5	6	5	6	3	2	9	▲	45
Probates/Wills & Trusts - Level 1	2024	-	-	-	-	-	-	-	-	-	-	-	-	0	-100%	0
	2023	-	1	-	1	-	-	-	-	-	1	-	1	1	▼	4
Probates/Wills & Trusts - Level 2	2024	-	-	1	-	-	-	-	-	-	-	-	-	1	-90%	1
	2023	-	5	5	-	1	-	3	-	2	3	2	1	10	▼	22
Uncontested Divorce	2024	9	7	8	-	-	-	-	-	-	-	-	-	24	-33%	24
	2023	9	13	14	10	4	14	14	10	3	6	8	4	36	▼	109

This report reflects data in the case management system. Numbers will update accordingly as reports are refreshed and posted.

Dashboard		Monthly Filings Summary		Jan --- Mar Filings	
<p>Court: Danville Circuit Start/End Date: Jan-23 / Mar-24 2023 Average Month: 399 Jan-Mar 2023: 1,456 Filings Trending: ▼</p>	<p>Circuit/Court ID: 22 222590 Type of Case: Filings 2024 Average Month: 431 Jan-Mar 2024 : 1,292 Overall AVG. Month: 406</p>	<p style="text-align: center; font-weight: bold; font-size: 1.2em;">Jan 23 - Mar 24</p>		<div style="display: flex; justify-content: space-around; align-items: center;"> <div style="text-align: center;"> <p style="font-weight: bold; font-size: 1.2em;">1,292</p> <p style="font-size: 0.8em;">2024</p> </div> <div style="text-align: center;"> <p style="font-weight: bold; font-size: 1.2em;">1,456</p> <p style="font-size: 0.8em;">2023</p> </div> </div>	

Filings by Division																
Divisions		Jan	Feb	Mar	Apr	May	Jun	Jul	Aug	Sep	Oct	Nov	Dec	Thru Mar	% Change	Total
Total	2024	522	427	343	-	-	-	-	-	-	-	-	-	1,292	-11%	1,292
	2023	497	529	430	374	407	355	336	400	394	431	360	279	1,456	▼	4,792
Civil	2024	23	35	26	-	-	-	-	-	-	-	-	-	84	12%	84
	2023	20	16	39	30	21	24	23	39	35	22	40	31	75	▲	340
Criminal	2024	319	249	131	-	-	-	-	-	-	-	-	-	699	-20%	699
	2023	311	343	221	194	208	187	180	244	227	271	187	134	875	▼	2,707
Concealed Handgun Permits	2024	47	31	59	-	-	-	-	-	-	-	-	-	137	-33%	137
	2023	64	67	72	58	48	46	47	39	51	42	52	56	203	▼	642
Miscellaneous/ Other	2024	126	100	120	-	-	-	-	-	-	-	-	-	346	16%	346
	2023	99	102	97	92	129	98	86	78	81	96	80	57	298	▲	1,095
Others	2024	7	12	7	-	-	-	-	-	-	-	-	-	26	420%	26
	2023	3	1	1	-	1	-	-	-	-	-	-	1	5	▲	8

Filings by Case Category																
Case Categories		Jan	Feb	Mar	Apr	May	Jun	Jul	Aug	Sep	Oct	Nov	Dec	Thru Mar	% Change	Total
Administrative Law	2024	-	-	-	-	-	-	-	-	-	-	-	-	0	0	0
	2023	-	-	-	-	-	1	1	1	-	-	-	-	0	↔	3
Capital Murder	2024	-	-	-	-	-	-	-	-	-	-	-	-	0	0	0
	2023	-	-	-	2	-	-	-	-	-	-	-	-	0	↔	2
Contested Divorce	2024	3	6	2	-	-	-	-	-	-	-	-	-	11	83%	11
	2023	-	1	5	2	3	1	2	2	3	-	3	1	6	▲	23
Domestic and Family - Level 1	2024	1	6	4	-	-	-	-	-	-	-	-	-	11	-39%	11
	2023	6	3	9	3	3	1	8	5	11	9	6	12	18	▼	76
Domestic and Family - Level 2	2024	2	3	4	-	-	-	-	-	-	-	-	-	9	800%	9
	2023	-	-	1	7	1	-	1	-	-	-	1	-	12	1	▲
Felonies and Related Matters	2024	214	170	72	-	-	-	-	-	-	-	-	-	456	-24%	456
	2023	208	247	144	139	142	133	136	181	162	207	153	85	599	▼	1,937
General Civil - Level 1	2024	2	1	1	-	-	-	-	-	-	-	-	-	4	300%	4
	2023	-	-	1	-	1	1	-	-	1	-	-	2	1	▲	6
General Civil - Level 2	2024	7	7	5	-	-	-	-	-	-	-	-	-	19	27%	19
	2023	7	2	6	2	8	4	5	5	4	5	4	3	15	▲	55
General Civil - Level 3	2024	7	7	7	-	-	-	-	-	-	-	-	-	21	-34%	21
	2023	11	8	13	9	8	4	5	14	5	5	13	7	32	▼	102
Miscellaneous Civil	2024	65	57	89	-	-	-	-	-	-	-	-	-	211	-18%	211
	2023	79	88	91	69	64	63	65	60	68	56	66	65	258	▼	834
Misdemeanor	2024	99	85	40	-	-	-	-	-	-	-	-	-	224	-8%	224
	2023	94	91	58	45	53	55	35	61	60	57	47	38	243	▼	694
Other	2024	104	77	89	-	-	-	-	-	-	-	-	-	270	18%	270
	2023	80	77	72	77	103	76	65	49	58	77	59	43	229	▲	836
Other Criminally Related Matters	2024	6	4	22	-	-	-	-	-	-	-	-	-	32	-11%	32
	2023	9	7	20	13	13	12	10	8	11	8	4	11	36	▼	126
Probates/Wills & Trusts - Level 2	2024	-	-	1	-	-	-	-	-	-	-	-	-	1	-67%	1
	2023	-	1	2	2	1	-	3	5	2	2	-	-	3	▼	18
Uncontested Divorce	2024	12	4	7	-	-	-	-	-	-	-	-	-	23	53%	23
	2023	3	4	8	4	7	4	-	9	9	4	5	-	15	▲	57


This report reflects data in the case management system. Numbers will update accordingly as reports are refreshed and posted.

Dashboard

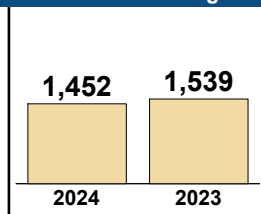
Court: Roanoke County Circuit
Start/End Date: Jan-23 / Mar-24
2023 Average Month: 445
Jan-Mar 2023: 1,539
Filings Trending: ▼

Circuit/Court ID: 23 223161
Type of Case: Filings
2024 Average Month: 484
Jan-Mar 2024 : 1,452
Overall AVG. Month: 452

Monthly Filings Summary



Jan --- Mar Filings



Filings by Division

Divisions	Jan	Feb	Mar	Apr	May	Jun	Jul	Aug	Sep	Oct	Nov	Dec	Thru Mar	% Change	Total
Total	441	558	453	-	-	-	-	-	-	-	-	-	1,452	-6%	1,452
2023	442	547	550	467	433	431	351	488	381	476	337	432	1,539	▼	5,335
Civil	48	72	56	-	-	-	-	-	-	-	-	-	176	4%	176
2023	55	50	64	50	46	52	54	57	46	64	40	50	169	▲	628
Criminal	137	211	114	-	-	-	-	-	-	-	-	-	462	-6%	462
2023	127	209	156	178	141	174	102	219	132	181	92	191	492	▼	1,902
Concealed Handgun Permits	180	202	176	-	-	-	-	-	-	-	-	-	558	-15%	558
2023	200	221	237	164	192	160	130	130	133	145	150	128	658	▼	1,990
Miscellaneous/ Other	76	73	107	-	-	-	-	-	-	-	-	-	256	16%	256
2023	60	67	93	75	54	45	65	82	70	86	55	63	220	▲	815

Filings by Case Category

Case Categories	Jan	Feb	Mar	Apr	May	Jun	Jul	Aug	Sep	Oct	Nov	Dec	Thru Mar	% Change	Total
Administrative Law	1	-	-	-	-	-	-	-	-	-	-	-	1	-50%	1
2023	-	1	1	-	-	-	-	-	-	1	-	-	2	▼	3
Capital Murder	-	-	-	-	-	-	-	-	-	-	-	-	0	0	0
2023	-	-	-	-	-	1	-	-	-	-	-	-	0	↔	1
Contested Divorce	4	10	8	-	-	-	-	-	-	-	-	-	22	5%	22
2023	7	4	10	6	4	5	5	7	6	9	5	5	21	▲	73
Domestic and Family - Level 1	11	23	7	-	-	-	-	-	-	-	-	-	41	173%	41
2023	3	6	6	9	13	2	8	8	4	12	3	5	15	▲	79
Domestic and Family - Level 2	2	5	2	-	-	-	-	-	-	-	-	-	9	-18%	9
2023	3	3	5	3	2	1	3	3	2	4	5	-	11	▼	34
Felonies and Related Matters	98	166	91	-	-	-	-	-	-	-	-	-	355	-14%	355
2023	106	182	125	129	107	127	82	168	107	134	66	152	413	▼	1,485
General Civil - Level 1	3	-	-	-	-	-	-	-	-	-	-	-	3	50%	3
2023	-	1	1	1	-	1	-	-	-	1	-	-	2	▲	5
General Civil - Level 2	7	9	16	-	-	-	-	-	-	-	-	-	32	19%	32
2023	10	9	8	9	10	10	9	10	12	8	6	10	27	▲	111
General Civil - Level 3	5	8	9	-	-	-	-	-	-	-	-	-	22	16%	22
2023	9	3	7	4	6	14	10	8	5	6	5	15	19	▲	92
Miscellaneous Civil	227	249	223	-	-	-	-	-	-	-	-	-	699	-11%	699
2023	239	254	296	209	224	185	166	178	183	185	173	160	789	▼	2,452
Misdemeanor	30	35	14	-	-	-	-	-	-	-	-	-	79	32%	79
2023	15	21	24	45	27	34	16	36	21	34	14	31	60	▲	318
Other	29	25	56	-	-	-	-	-	-	-	-	-	110	21%	110
2023	21	37	33	25	18	19	26	34	19	41	32	27	91	▲	332
Other Criminally Related Matters	9	15	9	-	-	-	-	-	-	-	-	-	33	74%	33
2023	6	6	7	4	7	12	4	15	4	14	12	8	19	▲	99
Probates/Wills & Trusts - Level 1	1	-	-	-	-	-	-	-	-	-	-	-	1	0%	1
2023	-	1	-	-	-	2	-	1	-	1	-	1	1	↔	6
Probates/Wills & Trusts - Level 2	3	3	5	-	-	-	-	-	-	-	-	-	11	-15%	11
2023	5	6	2	4	6	4	3	6	3	8	5	3	13	▼	55
Uncontested Divorce	11	10	13	-	-	-	-	-	-	-	-	-	34	-39%	34
2023	18	13	25	19	9	14	19	14	15	18	11	15	56	▼	190

Dashboard		Monthly Filings Summary		Jan --- Mar Filings	
Court: Roanoke Circuit	Circuit/Court ID: 23 223770			1,495	1,509
Start/End Date: Jan-23 / Mar-24	Type of Case: Filings			2024	2023
2023 Average Month: 477	2024 Average Month: 498				
Jan-Mar 2023: 1,509	Jan-Mar 2024 : 1,495				
Filings Trending: ↔	Overall AVG. Month: 481				

Filings by Division																
Divisions		Jan	Feb	Mar	Apr	May	Jun	Jul	Aug	Sep	Oct	Nov	Dec	Thru Mar	% Change	Total
Total	2024	454	565	476	-	-	-	-	-	-	-	-	-	1,495	-1%	1,495
	2023	496	487	526	463	534	420	467	549	457	428	472	427	1,509	▼	5,726
Civil	2024	90	119	83	-	-	-	-	-	-	-	-	-	292	-6%	292
	2023	94	98	118	104	104	108	112	163	113	88	81	113	310	▼	1,296
Criminal	2024	163	214	161	-	-	-	-	-	-	-	-	-	538	-7%	538
	2023	186	192	199	147	187	130	168	187	156	162	183	153	577	▼	2,050
Concealed Handgun Permits	2024	69	102	117	-	-	-	-	-	-	-	-	-	288	-11%	288
	2023	106	95	121	106	118	99	69	78	75	74	85	53	322	▼	1,079
Miscellaneous/ Other	2024	132	130	114	-	-	-	-	-	-	-	-	-	376	26%	376
	2023	110	101	88	105	125	83	118	121	113	103	123	108	299	▲	1,298
Others	2024	-	-	1	-	-	-	-	-	-	-	-	-	1	0%	1
	2023	-	1	-	1	-	-	-	-	-	-	1	-	1	↔	3

Filings by Case Category																
Case Categories		Jan	Feb	Mar	Apr	May	Jun	Jul	Aug	Sep	Oct	Nov	Dec	Thru Mar	% Change	Total
Administrative Law	2024	1	-	1	-	-	-	-	-	-	-	-	-	2	0%	2
	2023	-	1	1	-	-	-	-	-	1	-	-	-	2	↔	3
Capital Murder	2024	-	-	-	-	-	-	-	-	-	-	-	-	0	-100%	0
	2023	3	-	-	-	-	-	-	-	-	-	-	-	3	▼	3
Contested Divorce	2024	7	2	9	-	-	-	-	-	-	-	-	-	18	-25%	18
	2023	9	7	8	16	10	7	7	12	10	4	14	8	24	▼	112
Domestic and Family - Level 1	2024	20	37	21	-	-	-	-	-	-	-	-	-	78	3%	78
	2023	29	25	22	20	25	42	62	68	45	33	14	39	76	▲	424
Domestic and Family - Level 2	2024	11	8	6	-	-	-	-	-	-	-	-	-	25	32%	25
	2023	3	8	8	2	1	1	2	6	6	2	4	2	19	▲	45
Felonies and Related Matters	2024	110	168	129	-	-	-	-	-	-	-	-	-	407	-5%	407
	2023	136	142	152	109	139	87	133	141	121	132	137	113	430	▼	1,542
General Civil - Level 1	2024	2	4	2	-	-	-	-	-	-	-	-	-	8	0%	8
	2023	-	2	6	7	5	3	3	2	1	-	-	-	8	↔	29
General Civil - Level 2	2024	25	24	13	-	-	-	-	-	-	-	-	-	62	27%	62
	2023	12	17	20	11	13	17	12	29	10	17	16	15	49	▲	189
General Civil - Level 3	2024	6	16	5	-	-	-	-	-	-	-	-	-	27	-18%	27
	2023	4	7	22	12	11	9	17	13	6	5	10	9	33	▼	125
Miscellaneous Civil	2024	120	144	161	-	-	-	-	-	-	-	-	-	425	-6%	425
	2023	152	142	159	151	187	132	122	142	107	110	137	85	453	▼	1,626
Misdemeanor	2024	32	34	18	-	-	-	-	-	-	-	-	-	84	-7%	84
	2023	25	38	27	18	28	27	22	24	23	18	21	42	90	▼	313
Other	2024	73	87	72	-	-	-	-	-	-	-	-	-	232	32%	232
	2023	68	56	52	61	60	47	61	55	83	68	68	71	176	▲	750
Other Criminally Related Matters	2024	22	20	15	-	-	-	-	-	-	-	-	-	57	2%	57
	2023	22	13	21	22	20	16	13	22	12	15	25	13	56	▲	214
Probates/Wills & Trusts - Level 1	2024	-	2	1	-	-	-	-	-	-	-	-	-	3	50%	3
	2023	-	-	2	-	-	1	-	1	-	-	-	-	2	▲	4
Probates/Wills & Trusts - Level 2	2024	2	1	4	-	-	-	-	-	-	-	-	-	7	-59%	7
	2023	3	11	3	5	8	6	2	2	3	3	3	6	17	▼	55
Uncontested Divorce	2024	23	18	19	-	-	-	-	-	-	-	-	-	60	-15%	60
	2023	30	18	23	29	27	25	11	32	29	21	23	24	71	▼	292

Dashboard		Monthly Filings Summary		Jan --- Mar Filings	
<p>Court: Salem Circuit Start/End Date: Jan-23 / Mar-24 2023 Average Month: 107 Jan-Mar 2023: 363 Filings Trending: ▼</p>	<p>Circuit/Court ID: 23 223775 Type of Case: Filings 2024 Average Month: 103 Jan-Mar 2024 : 308 Overall AVG. Month: 106</p>				

Filings by Division																
Divisions		Jan	Feb	Mar	Apr	May	Jun	Jul	Aug	Sep	Oct	Nov	Dec	Thru Mar	% Change	Total
Total	2024	87	103	118	-	-	-	-	-	-	-	-	-	308	-15%	308
	2023	126	118	119	88	91	125	91	120	94	87	125	102	363	▼	1,286
Civil	2024	18	18	15	-	-	-	-	-	-	-	-	-	51	24%	51
	2023	13	19	9	10	15	14	12	17	16	18	14	13	41	▲	170
Criminal	2024	28	47	46	-	-	-	-	-	-	-	-	-	121	-28%	121
	2023	61	50	57	43	33	63	52	62	48	25	71	55	168	▼	620
Concealed Handgun Permits	2024	35	33	46	-	-	-	-	-	-	-	-	-	114	-7%	114
	2023	46	39	37	26	33	37	22	31	24	36	30	28	122	▼	389
Miscellaneous/ Other	2024	6	5	11	-	-	-	-	-	-	-	-	-	22	-29%	22
	2023	6	10	15	9	10	11	5	10	6	8	10	6	31	▼	106
Others	2024	-	-	-	-	-	-	-	-	-	-	-	-	0	-100%	0
	2023	-	-	1	-	-	-	-	-	-	-	-	-	1	▼	1

Filings by Case Category																
Case Categories		Jan	Feb	Mar	Apr	May	Jun	Jul	Aug	Sep	Oct	Nov	Dec	Thru Mar	% Change	Total
Contested Divorce	2024	-	-	1	-	-	-	-	-	-	-	-	-	1	-50%	1
	2023	-	-	2	-	3	2	1	3	3	2	3	-	2	▼	19
Domestic and Family - Level 1	2024	1	2	2	-	-	-	-	-	-	-	-	-	5	-64%	5
	2023	3	11	-	4	2	3	2	4	3	3	1	3	14	▼	39
Domestic and Family - Level 2	2024	2	-	-	-	-	-	-	-	-	-	-	-	2	0%	2
	2023	-	2	-	1	1	3	1	1	-	1	1	-	2	↔	11
Felonies and Related Matters	2024	21	36	32	-	-	-	-	-	-	-	-	-	89	-33%	89
	2023	41	38	53	37	23	56	32	55	45	26	49	43	132	▼	498
General Civil - Level 1	2024	-	1	-	-	-	-	-	-	-	-	-	-	1	0%	1
	2023	-	-	1	-	1	-	-	-	-	-	-	-	1	↔	2
General Civil - Level 2	2024	9	6	4	-	-	-	-	-	-	-	-	-	19	27%	19
	2023	4	2	9	1	2	5	3	3	4	3	2	1	15	▲	39
General Civil - Level 3	2024	-	1	1	-	-	-	-	-	-	-	-	-	2	-60%	2
	2023	1	2	2	-	-	1	-	-	-	-	2	3	5	▼	11
Miscellaneous Civil	2024	41	38	55	-	-	-	-	-	-	-	-	-	134	-7%	134
	2023	54	49	41	34	43	45	27	41	28	43	39	32	144	▼	476
Misdemeanor	2024	6	8	9	-	-	-	-	-	-	-	-	-	23	-23%	23
	2023	18	8	4	5	9	7	19	4	3	-	22	9	30	▼	108
Other	2024	1	1	-	-	-	-	-	-	-	-	-	-	2	0%	2
	2023	-	-	2	-	-	-	-	-	-	-	1	-	2	↔	3
Other Criminally Related Matters	2024	3	3	5	-	-	-	-	-	-	-	-	-	11	83%	11
	2023	2	4	-	2	1	-	1	3	-	1	-	4	6	▲	18
Probates/Wills & Trusts - Level 1	2024	-	-	1	-	-	-	-	-	-	-	-	-	1	0%	1
	2023	-	-	1	1	-	-	-	-	-	-	-	-	1	↔	2
Probates/Wills & Trusts - Level 2	2024	1	-	3	-	-	-	-	-	-	-	-	-	4	300%	4
	2023	-	-	1	3	2	1	-	2	2	3	2	2	1	▲	18
Uncontested Divorce	2024	2	7	5	-	-	-	-	-	-	-	-	-	14	75%	14
	2023	3	2	3	-	4	2	5	4	6	4	4	5	8	▲	42

Dashboard		Monthly Filings Summary		Jan --- Mar Filings					
<p>Court: Amherst Circuit Start/End Date: Jan-23 / Mar-24 2023 Average Month: 216 Jan-Mar 2023: 720 Filings Trending: ▼</p>	<p>Circuit/Court ID: 24 224009 Type of Case: Filings 2024 Average Month: 220 Jan-Mar 2024 : 660 Overall AVG. Month: 217</p>	<p style="text-align: center; font-weight: bold; font-size: 1.2em;">Jan 23 - Mar 24</p>		<table border="1" style="margin: auto; border-collapse: collapse;"> <tr> <td style="text-align: center; width: 50px;">660</td> <td style="text-align: center; width: 50px;">720</td> </tr> <tr> <td style="text-align: center;">2024</td> <td style="text-align: center;">2023</td> </tr> </table>		660	720	2024	2023
660	720								
2024	2023								

Filings by Division																
Divisions		Jan	Feb	Mar	Apr	May	Jun	Jul	Aug	Sep	Oct	Nov	Dec	Thru Mar	% Change	Total
Total	2024	228	238	194	-	-	-	-	-	-	-	-	-	660	-8%	660
	2023	285	202	233	199	228	232	196	208	229	225	153	207	720	▼	2,597
Civil	2024	15	23	20	-	-	-	-	-	-	-	-	-	58	-6%	58
	2023	25	9	28	24	30	27	16	16	19	35	7	11	62	▼	247
Criminal	2024	67	87	52	-	-	-	-	-	-	-	-	-	206	5%	206
	2023	91	53	53	59	53	76	75	57	95	66	41	63	197	▲	782
Concealed Handgun Permits	2024	75	81	67	-	-	-	-	-	-	-	-	-	223	-17%	223
	2023	95	82	92	74	72	65	50	55	53	84	66	65	269	▼	853
Miscellaneous/ Other	2024	71	47	55	-	-	-	-	-	-	-	-	-	173	-9%	173
	2023	74	57	59	42	73	64	55	80	62	40	39	68	190	▼	713
Others	2024	-	-	-	-	-	-	-	-	-	-	-	-	0	-100%	0
	2023	-	1	1	-	-	-	-	-	-	-	-	-	2	▼	2

Filings by Case Category																
Case Categories		Jan	Feb	Mar	Apr	May	Jun	Jul	Aug	Sep	Oct	Nov	Dec	Thru Mar	% Change	Total
Administrative Law	2024	-	-	-	-	-	-	-	-	-	-	-	-	0	0	0
	2023	-	-	-	-	-	1	-	-	1	-	-	-	0	↔	2
Capital Murder	2024	1	1	-	-	-	-	-	-	-	-	-	-	2	2	2
	2023	-	-	-	-	-	-	1	-	-	-	-	-	0	↔	1
Contested Divorce	2024	3	4	2	-	-	-	-	-	-	-	-	-	9	29%	9
	2023	2	2	3	1	2	2	-	1	-	1	-	-	7	▲	14
Domestic and Family - Level 1	2024	-	3	5	-	-	-	-	-	-	-	-	-	8	-64%	8
	2023	8	-	14	10	5	15	1	4	10	19	2	2	22	▼	90
Domestic and Family - Level 2	2024	3	1	2	-	-	-	-	-	-	-	-	-	6	-14%	6
	2023	2	3	2	3	1	-	2	1	-	1	-	1	7	▼	16
Felonies and Related Matters	2024	55	49	28	-	-	-	-	-	-	-	-	-	132	25%	132
	2023	43	31	32	38	34	49	44	32	54	37	30	44	106	▲	468
General Civil - Level 2	2024	2	2	5	-	-	-	-	-	-	-	-	-	9	0%	9
	2023	4	4	1	2	3	1	9	6	4	3	1	1	9	↔	39
General Civil - Level 3	2024	1	8	5	-	-	-	-	-	-	-	-	-	14	250%	14
	2023	1	-	3	2	3	3	-	2	2	3	2	-	4	▲	21
Miscellaneous Civil	2024	88	90	77	-	-	-	-	-	-	-	-	-	255	-15%	255
	2023	104	93	103	85	87	73	59	67	71	94	76	83	300	▼	995
Misdemeanor	2024	9	25	22	-	-	-	-	-	-	-	-	-	56	-7%	56
	2023	26	17	17	13	20	12	20	12	20	8	9	17	60	▼	191
Other	2024	58	38	43	-	-	-	-	-	-	-	-	-	139	-13%	139
	2023	63	47	49	31	58	56	45	68	43	29	29	51	159	▼	569
Other Criminally Related Matters	2024	2	12	2	-	-	-	-	-	-	-	-	-	16	-48%	16
	2023	22	5	4	8	8	15	10	13	21	21	2	2	31	▼	131
Probates/Wills & Trusts - Level 1	2024	-	-	-	-	-	-	-	-	-	-	-	-	0	-100%	0
	2023	-	-	1	-	1	-	-	-	1	1	-	-	1	▼	4
Probates/Wills & Trusts - Level 2	2024	2	1	1	-	-	-	-	-	-	-	-	-	4	-20%	4
	2023	3	-	2	1	-	-	1	1	-	1	-	-	5	▼	9
Uncontested Divorce	2024	4	4	2	-	-	-	-	-	-	-	-	-	10	11%	10
	2023	7	-	2	5	6	5	4	1	2	7	2	6	9	▲	47

This report reflects data in the case management system. Numbers will update accordingly as reports are refreshed and posted.

Dashboard	Monthly Filings Summary	Jan --- Mar Filings
<p>Court: Bedford Circuit Start/End Date: Jan-23 / Mar-24 2023 Average Month: 451 Jan-Mar 2023: 1,574 Filings Trending: ▼</p>	<p>Circuit/Court ID: 24 224019 Type of Case: Filings 2024 Average Month: 484 Jan-Mar 2024 : 1,451 Overall AVG. Month: 458</p>	

Filings by Division																
Divisions		Jan	Feb	Mar	Apr	May	Jun	Jul	Aug	Sep	Oct	Nov	Dec	Thru Mar	% Change	Total
Total	2024	436	541	474	-	-	-	-	-	-	-	-	-	1,451	-8%	1,451
	2023	535	466	573	466	486	460	392	431	388	447	429	344	1,574	▼	5,417
Civil	2024	47	74	62	-	-	-	-	-	-	-	-	-	183	5%	183
	2023	42	67	66	62	70	67	50	63	64	78	49	38	175	▲	716
Criminal	2024	89	149	123	-	-	-	-	-	-	-	-	-	361	6%	361
	2023	119	84	137	136	127	137	107	139	118	88	101	90	340	▲	1,383
Concealed Handgun Permits	2024	222	232	215	-	-	-	-	-	-	-	-	-	669	-22%	669
	2023	325	260	275	211	209	192	172	160	154	219	219	158	860	▼	2,554
Miscellaneous/ Other	2024	78	86	73	-	-	-	-	-	-	-	-	-	237	19%	237
	2023	49	55	95	57	79	64	63	69	52	62	60	58	199	▲	763
Others	2024	-	-	1	-	-	-	-	-	-	-	-	-	1	1	1
	2023	-	-	-	-	1	-	-	-	-	-	-	-	0	↔	1

Filings by Case Category																
Case Categories		Jan	Feb	Mar	Apr	May	Jun	Jul	Aug	Sep	Oct	Nov	Dec	Thru Mar	% Change	Total
Administrative Law	2024	-	-	1	-	-	-	-	-	-	-	-	-	1	1	1
	2023	-	-	-	-	-	1	1	-	-	-	-	1	0	↔	3
Capital Murder	2024	-	-	-	-	-	-	-	-	-	-	-	-	0	0	0
	2023	-	-	-	-	-	-	1	-	-	-	-	-	0	↔	1
Contested Divorce	2024	7	13	8	-	-	-	-	-	-	-	-	-	28	22%	28
	2023	6	8	9	3	2	11	5	8	6	2	1	2	23	▲	63
Domestic and Family - Level 1	2024	7	19	14	-	-	-	-	-	-	-	-	-	40	54%	40
	2023	9	8	9	12	10	9	11	8	20	21	14	7	26	▲	138
Domestic and Family - Level 2	2024	6	8	8	-	-	-	-	-	-	-	-	-	22	-15%	22
	2023	4	17	5	9	4	7	5	12	7	3	4	3	26	▼	80
Felonies and Related Matters	2024	73	117	74	-	-	-	-	-	-	-	-	-	264	-1%	264
	2023	93	67	106	113	94	66	85	88	83	38	75	55	266	▼	963
General Civil - Level 1	2024	-	-	1	-	-	-	-	-	-	-	-	-	1	-50%	1
	2023	1	1	-	-	1	-	-	-	1	2	-	-	2	▼	6
General Civil - Level 2	2024	13	10	10	-	-	-	-	-	-	-	-	-	33	0%	33
	2023	9	9	15	16	17	5	12	15	10	23	10	7	33	↔	148
General Civil - Level 3	2024	6	5	2	-	-	-	-	-	-	-	-	-	13	-28%	13
	2023	4	7	7	8	14	10	8	1	3	9	7	10	18	▼	88
Miscellaneous Civil	2024	251	275	249	-	-	-	-	-	-	-	-	-	775	-20%	775
	2023	356	289	323	240	242	221	209	200	182	250	250	185	968	▼	2,947
Misdemeanor	2024	11	20	26	-	-	-	-	-	-	-	-	-	57	43%	57
	2023	13	8	19	5	17	12	21	42	15	24	20	24	40	▲	220
Other	2024	43	43	35	-	-	-	-	-	-	-	-	-	121	49%	121
	2023	15	25	41	25	45	32	23	28	20	27	26	30	81	▲	337
Other Criminally Related Matters	2024	5	12	23	-	-	-	-	-	-	-	-	-	40	11%	40
	2023	13	9	14	21	21	60	-	9	20	26	6	11	36	▲	210
Probates/Wills & Trusts - Level 1	2024	-	-	-	-	-	-	-	-	-	-	-	-	0	-100%	0
	2023	2	-	-	-	-	-	-	3	-	1	-	-	2	▼	6
Probates/Wills & Trusts - Level 2	2024	1	4	5	-	-	-	-	-	-	-	-	-	10	-9%	10
	2023	2	4	5	2	5	11	4	5	8	4	-	2	11	▼	52
Uncontested Divorce	2024	13	15	18	-	-	-	-	-	-	-	-	-	46	10%	46
	2023	8	14	20	12	14	15	7	12	13	17	15	8	42	▲	155

Dashboard		Monthly Filings Summary		Jan --- Mar Filings					
<p>Court: Campbell Circuit Start/End Date: Jan-23 / Mar-24 2023 Average Month: 282 Jan-Mar 2023: 1,040 Filings Trending: ▼</p>	<p>Circuit/Court ID: 24 224031 Type of Case: Filings 2024 Average Month: 323 Jan-Mar 2024 : 969 Overall AVG. Month: 291</p>			<table border="1" style="margin: auto;"> <tr> <td style="text-align: center; width: 50px;">969</td> <td style="text-align: center; width: 50px;">1,040</td> </tr> <tr> <td style="text-align: center;">2024</td> <td style="text-align: center;">2023</td> </tr> </table>		969	1,040	2024	2023
969	1,040								
2024	2023								

Filings by Division																
Divisions		Jan	Feb	Mar	Apr	May	Jun	Jul	Aug	Sep	Oct	Nov	Dec	Thru Mar	% Change	Total
Total	2024	303	320	346	-	-	-	-	-	-	-	-	-	969	-7%	969
	2023	364	329	347	281	300	311	204	227	217	263	265	281	1,040	▼	3,389
Civil	2024	36	42	33	-	-	-	-	-	-	-	-	-	111	-3%	111
	2023	29	44	41	38	45	63	31	37	19	27	33	33	114	▼	440
Criminal	2024	87	83	108	-	-	-	-	-	-	-	-	-	278	-4%	278
	2023	102	87	102	78	91	137	50	53	78	76	65	90	291	▼	1,009
Concealed Handgun Permits	2024	144	151	154	-	-	-	-	-	-	-	-	-	449	-15%	449
	2023	192	173	165	134	128	93	92	109	90	124	126	130	530	▼	1,556
Miscellaneous/ Other	2024	36	44	51	-	-	-	-	-	-	-	-	-	131	25%	131
	2023	41	25	39	31	36	18	31	28	30	36	41	28	105	▲	384

Filings by Case Category																
Case Categories		Jan	Feb	Mar	Apr	May	Jun	Jul	Aug	Sep	Oct	Nov	Dec	Thru Mar	% Change	Total
Administrative Law	2024	-	1	-	-	-	-	-	-	-	-	-	-	1	1	1
	2023	-	-	-	-	-	-	-	-	1	-	-	-	0	↔	1
Capital Murder	2024	-	-	-	-	-	-	-	-	-	-	-	-	0	0	0
	2023	-	-	-	-	-	-	1	-	-	-	-	-	0	↔	1
Contested Divorce	2024	5	9	3	-	-	-	-	-	-	-	-	-	17	42%	17
	2023	2	5	5	3	4	5	6	3	3	-	1	2	12	▲	39
Domestic and Family - Level 1	2024	4	1	2	-	-	-	-	-	-	-	-	-	7	-67%	7
	2023	11	6	4	2	9	3	4	8	3	4	2	1	21	▼	57
Domestic and Family - Level 2	2024	1	1	-	-	-	-	-	-	-	-	-	-	2	-71%	2
	2023	1	3	3	1	4	3	2	2	2	-	7	-	7	▼	28
Felonies and Related Matters	2024	34	48	58	-	-	-	-	-	-	-	-	-	140	-21%	140
	2023	69	49	60	35	52	91	25	27	46	43	39	48	178	▼	584
General Civil - Level 1	2024	-	-	1	-	-	-	-	-	-	-	-	-	1	0%	1
	2023	-	-	1	-	3	1	-	-	1	-	-	3	1	↔	9
General Civil - Level 2	2024	5	5	7	-	-	-	-	-	-	-	-	-	17	-41%	17
	2023	6	9	14	9	9	4	9	9	8	9	7	10	29	▼	103
General Civil - Level 3	2024	16	21	8	-	-	-	-	-	-	-	-	-	45	137%	45
	2023	1	6	12	5	11	33	15	8	-	7	3	8	19	▲	109
Miscellaneous Civil	2024	164	171	175	-	-	-	-	-	-	-	-	-	510	-13%	510
	2023	216	190	179	157	145	100	102	125	107	146	150	142	585	▼	1,759
Misdemeanor	2024	49	29	46	-	-	-	-	-	-	-	-	-	124	23%	124
	2023	29	33	39	41	38	41	22	22	25	28	24	41	101	▲	383
Other	2024	11	13	25	-	-	-	-	-	-	-	-	-	49	11%	49
	2023	16	9	19	9	14	10	6	9	12	12	9	11	44	▲	136
Other Criminally Related Matters	2024	4	7	5	-	-	-	-	-	-	-	-	-	16	33%	16
	2023	4	5	3	2	1	5	2	4	7	5	2	2	12	▲	42
Probates/Wills & Trusts - Level 1	2024	-	-	-	-	-	-	-	-	-	-	-	-	0	0	0
	2023	-	-	-	-	-	1	1	-	-	-	-	-	0	↔	2
Probates/Wills & Trusts - Level 2	2024	2	2	2	-	-	-	-	-	-	-	-	-	6	50%	6
	2023	-	3	1	1	1	1	1	2	-	1	2	2	4	▲	15
Protective Orders	2024	1	-	-	-	-	-	-	-	-	-	-	-	1	1	1
	2023	-	-	-	-	-	-	-	-	-	-	-	-	0	↔	0
Uncontested Divorce	2024	7	12	14	-	-	-	-	-	-	-	-	-	33	22%	33
	2023	9	11	7	16	9	13	8	8	2	8	19	11	27	▲	121

CPSS-CCMS-10.01 CASELOAD STATISTICS OF THE CIRCUIT COURTS

January 2023 -- March 2024 Filings

Alexandria and Fairfax Circuit are not Included in State Totals

Dashboard	Monthly Filings Summary	Jan --- Mar Filings				
<p>Court: Nelson Circuit Start/End Date: Jan-23 / Mar-24 2023 Average Month: 93 Jan-Mar 2023: 335 Filings Trending: ↔</p> <p>Circuit/Court ID: 24 224125 Type of Case: Filings 2024 Average Month:111 Jan-Mar 2024 : 333 Overall AVG. Month: 97</p>	<p>Jan 23 - Mar 24</p>	<table border="1" style="margin: auto;"> <tr> <td style="text-align: center;">333</td> <td style="text-align: center;">335</td> </tr> <tr> <td style="text-align: center;">2024</td> <td style="text-align: center;">2023</td> </tr> </table>	333	335	2024	2023
333	335					
2024	2023					

Filings by Division																
Divisions		Jan	Feb	Mar	Apr	May	Jun	Jul	Aug	Sep	Oct	Nov	Dec	Thru Mar	% Change	Total
Total	2024	96	154	83	-	-	-	-	-	-	-	-	-	333	-1%	333
	2023	85	88	162	66	112	58	70	69	119	122	101	64	335	▼	1,116
Civil	2024	9	16	7	-	-	-	-	-	-	-	-	-	32	7%	32
	2023	5	13	12	13	12	18	5	4	10	8	5	5	30	▲	110
Criminal	2024	25	92	31	-	-	-	-	-	-	-	-	-	148	-10%	148
	2023	26	41	98	29	60	12	34	33	72	78	56	20	165	▼	559
Concealed Handgun Permits	2024	40	36	40	-	-	-	-	-	-	-	-	-	116	1%	116
	2023	47	30	38	18	34	17	22	25	26	29	31	32	115	▲	349
Miscellaneous/Other	2024	22	10	5	-	-	-	-	-	-	-	-	-	37	48%	37
	2023	7	4	14	6	6	11	9	7	11	6	9	6	25	▲	96
Others	2024	-	-	-	-	-	-	-	-	-	-	-	-	0	0	0
	2023	-	-	-	-	-	-	-	-	-	1	-	1	0	↔	2

Filings by Case Category																
Case Categories		Jan	Feb	Mar	Apr	May	Jun	Jul	Aug	Sep	Oct	Nov	Dec	Thru Mar	% Change	Total
Administrative Law	2024	-	-	-	-	-	-	-	-	-	-	-	-	0	-100%	0
	2023	1	-	-	-	-	-	-	-	-	1	-	1	1	▼	3
Capital Murder	2024	1	-	-	-	-	-	-	-	-	-	-	-	1	1	1
	2023	-	-	-	-	-	-	-	-	-	-	-	-	0	↔	0
Contested Divorce	2024	-	1	1	-	-	-	-	-	-	-	-	-	2	-50%	2
	2023	-	2	2	-	1	1	2	-	-	1	-	-	4	▼	9
Domestic and Family - Level 1	2024	1	1	-	-	-	-	-	-	-	-	-	-	2	-50%	2
	2023	1	2	1	5	2	2	-	-	1	3	1	-	4	▼	18
Domestic and Family - Level 2	2024	2	-	1	-	-	-	-	-	-	-	-	-	3	3	3
	2023	-	-	-	1	-	1	-	1	-	-	-	-	0	↔	3
Felonies and Related Matters	2024	15	37	29	-	-	-	-	-	-	-	-	-	81	-21%	81
	2023	14	24	65	10	37	10	20	19	32	61	46	10	103	▼	348
General Civil - Level 1	2024	-	-	-	-	-	-	-	-	-	-	-	-	0	0	0
	2023	-	-	-	1	-	-	-	-	-	1	-	-	0	↔	2
General Civil - Level 2	2024	5	7	1	-	-	-	-	-	-	-	-	-	13	44%	13
	2023	2	6	1	2	-	7	2	1	2	2	2	1	9	▲	28
General Civil - Level 3	2024	2	5	3	-	-	-	-	-	-	-	-	-	10	100%	10
	2023	2	1	2	2	4	3	1	-	2	-	1	2	5	▲	20
Miscellaneous Civil	2024	57	46	44	-	-	-	-	-	-	-	-	-	147	7%	147
	2023	51	34	52	24	40	28	30	32	34	35	39	38	137	▲	437
Misdemeanor	2024	8	25	2	-	-	-	-	-	-	-	-	-	35	-24%	35
	2023	11	16	19	10	21	2	10	8	15	11	4	5	46	▼	132
Other	2024	-	-	-	-	-	-	-	-	-	-	-	-	0	-100%	0
	2023	1	1	1	-	1	1	-	-	1	1	-	1	3	▼	8
Other Criminally Related Matters	2024	1	30	-	-	-	-	-	-	-	-	-	-	31	82%	31
	2023	1	1	15	9	2	-	5	6	25	6	6	5	17	▲	81
Probates/Wills & Trusts - Level 1	2024	-	-	-	-	-	-	-	-	-	-	-	-	0	0	0
	2023	-	-	-	1	-	-	-	-	-	-	1	-	0	↔	2
Probates/Wills & Trusts - Level 2	2024	-	-	-	-	-	-	-	-	-	-	-	-	0	-100%	0
	2023	-	-	1	1	-	-	-	-	1	1	-	-	1	▼	4
Uncontested Divorce	2024	4	2	2	-	-	-	-	-	-	-	-	-	8	60%	8
	2023	1	1	3	-	4	3	-	2	5	-	1	1	5	▲	21

This report reflects data in the case management system. Numbers will update accordingly as reports are refreshed and posted.

CPSS-CCMS-10.01 CASELOAD STATISTICS OF THE CIRCUIT COURTS

Lynchburg

January 2023 -- March 2024 Filings

Alexandria and Fairfax Circuit are not Included in State Totals

Dashboard		Monthly Filings Summary		Jan --- Mar Filings	
Court: Lynchburg Circuit Start/End Date: Jan-23 / Mar-24 2023 Average Month: 494 Jan-Mar 2023: 1,638 Filings Trending: ↔	Circuit/Court ID: 24 224680 Type of Case: Filings 2024 Average Month: 552 Jan-Mar 2024 : 1,657 Overall AVG. Month: 506	<p style="font-weight: bold; font-size: 1.2em;">Jan 23 - Mar 24</p>	<div style="display: flex; justify-content: space-around; align-items: center;"> <div style="text-align: center;"> <p style="font-weight: bold; font-size: 1.5em;">1,657</p> <p style="font-size: 0.8em;">2024</p> </div> <div style="text-align: center;"> <p style="font-weight: bold; font-size: 1.5em;">1,638</p> <p style="font-size: 0.8em;">2023</p> </div> </div>		

Filings by Division																
Divisions	Jan	Feb	Mar	Apr	May	Jun	Jul	Aug	Sep	Oct	Nov	Dec	Thru Mar	% Change	Total	
Total	2024	529	579	549	-	-	-	-	-	-	-	-	1,657	1%	1,657	
	2023	510	455	673	483	540	401	472	546	463	482	471	435	1,638	▲	5,931
Civil	2024	65	113	90	-	-	-	-	-	-	-	-	268	23%	268	
	2023	62	66	90	63	135	60	66	108	71	59	67	99	218	▲	946
Criminal	2024	267	241	236	-	-	-	-	-	-	-	-	744	-3%	744	
	2023	258	185	324	205	207	192	251	262	234	263	213	181	767	▼	2,775
Concealed Handgun Permits	2024	83	94	75	-	-	-	-	-	-	-	-	252	-16%	252	
	2023	82	88	130	103	91	73	73	70	65	70	85	65	300	▼	995
Miscellaneous/ Other	2024	113	131	148	-	-	-	-	-	-	-	-	392	11%	392	
	2023	108	115	129	111	107	76	81	105	93	89	106	89	352	▲	1,209
Others	2024	1	-	-	-	-	-	-	-	-	-	-	1	0%	1	
	2023	-	1	-	1	-	-	1	1	-	1	-	1	1	↔	6

Filings by Case Category																
Case Categories	Jan	Feb	Mar	Apr	May	Jun	Jul	Aug	Sep	Oct	Nov	Dec	Thru Mar	% Change	Total	
Administrative Law	2024	-	-	-	-	-	-	-	-	-	-	-	0	-100%	0	
	2023	-	-	1	-	-	-	-	-	1	1	1	1	1	▼	4
Capital Murder	2024	-	2	-	-	-	-	-	-	-	-	-	2	2	2	
	2023	-	-	-	-	-	3	-	-	-	-	-	0	↔	3	
Contested Divorce	2024	8	5	11	-	-	-	-	-	-	-	-	24	0%	24	
	2023	7	7	10	7	11	7	7	6	4	7	9	24	↔	91	
Domestic and Family - Level 1	2024	2	51	17	-	-	-	-	-	-	-	-	70	1%	70	
	2023	19	15	35	9	69	12	14	28	21	13	22	69	▲	304	
Domestic and Family - Level 2	2024	3	4	4	-	-	-	-	-	-	-	-	11	22%	11	
	2023	2	2	5	6	4	4	4	3	2	4	3	9	▲	43	
Felonies and Related Matters	2024	162	115	150	-	-	-	-	-	-	-	-	427	-5%	427	
	2023	149	93	207	127	113	113	161	165	144	152	124	109	449	▼	1,657
General Civil - Level 1	2024	-	3	2	-	-	-	-	-	-	-	-	5	0%	5	
	2023	2	2	1	1	1	1	2	1	1	1	3	1	5	↔	17
General Civil - Level 2	2024	14	14	21	-	-	-	-	-	-	-	-	49	23%	49	
	2023	12	14	14	15	14	10	15	18	9	16	11	40	▲	160	
General Civil - Level 3	2024	16	18	22	-	-	-	-	-	-	-	-	56	133%	56	
	2023	5	11	8	7	10	11	4	9	2	6	4	24	▲	83	
Miscellaneous Civil	2024	112	141	129	-	-	-	-	-	-	-	-	382	-8%	382	
	2023	114	119	181	132	125	97	109	111	108	105	124	95	414	▼	1,420
Misdemeanor	2024	96	95	68	-	-	-	-	-	-	-	-	259	-6%	259	
	2023	95	77	103	54	71	55	64	83	81	98	76	59	275	▼	916
Other	2024	80	81	93	-	-	-	-	-	-	-	-	254	7%	254	
	2023	75	83	79	81	68	49	43	62	51	52	64	61	237	▲	768
Other Criminally Related Matters	2024	17	31	19	-	-	-	-	-	-	-	-	67	46%	67	
	2023	16	15	15	24	29	26	25	29	27	18	15	13	46	▲	252
Probates/Wills & Trusts - Level 1	2024	-	2	-	-	-	-	-	-	-	-	-	2	2	2	
	2023	-	-	-	-	-	-	-	1	-	-	-	0	↔	2	
Probates/Wills & Trusts - Level 2	2024	3	3	2	-	-	-	-	-	-	-	-	8	100%	8	
	2023	1	1	2	2	3	1	6	2	2	1	2	1	4	▲	24
Protective Orders	2024	-	-	-	-	-	-	-	-	-	-	-	0	0	0	
	2023	-	-	-	-	-	2	-	-	-	-	-	0	↔	2	
Uncontested Divorce	2024	16	14	11	-	-	-	-	-	-	-	-	41	0%	41	
	2023	13	16	12	18	22	15	13	27	10	10	12	17	41	↔	185

This report reflects data in the case management system. Numbers will update accordingly as reports are refreshed and posted.

CPSS-CCMS-10.01 CASELOAD STATISTICS OF THE CIRCUIT COURTS

Allegheny

January 2023 -- March 2024 Filings

Alexandria and Fairfax Circuit are not Included in State Totals

Dashboard		Monthly Filings Summary		Jan --- Mar Filings	
Court: Allegheny Circuit	Circuit/Court ID: 25 225005				
Start/End Date: Jan-23 / Mar-24	Type of Case: Filings				
2023 Average Month: 159	2024 Average Month: 133				
Jan-Mar 2023: 466	Jan-Mar 2024 : 398				
Filings Trending: ▼	Overall AVG. Month: 153				

Filings by Division																
Divisions		Jan	Feb	Mar	Apr	May	Jun	Jul	Aug	Sep	Oct	Nov	Dec	Thru Mar	% Change	Total
Total	2024	132	127	139	-	-	-	-	-	-	-	-	-	398	-15%	398
	2023	165	124	177	228	185	160	173	178	90	199	102	122	466	▼	1,903
Civil	2024	5	7	10	-	-	-	-	-	-	-	-	-	22	-54%	22
	2023	9	13	26	11	16	34	28	15	6	11	14	12	48	▼	195
Criminal	2024	81	70	71	-	-	-	-	-	-	-	-	-	222	12%	222
	2023	83	52	63	162	117	88	97	101	46	119	44	60	198	▲	1,032
Concealed Handgun Permits	2024	38	37	47	-	-	-	-	-	-	-	-	-	122	-33%	122
	2023	64	47	71	47	42	28	37	44	28	50	35	33	182	▼	526
Miscellaneous/ Other	2024	8	13	11	-	-	-	-	-	-	-	-	-	32	-11%	32
	2023	9	11	16	8	10	10	11	18	10	19	9	17	36	▼	148
Others	2024	-	-	-	-	-	-	-	-	-	-	-	-	0	-100%	0
	2023	-	1	1	-	-	-	-	-	-	-	-	-	2	▼	2

Filings by Case Category																
Case Categories		Jan	Feb	Mar	Apr	May	Jun	Jul	Aug	Sep	Oct	Nov	Dec	Thru Mar	% Change	Total
Administrative Law	2024	-	-	-	-	-	-	-	-	-	-	-	-	0	0	0
	2023	-	-	-	-	-	-	-	-	-	1	-	-	0	↔	1
Contested Divorce	2024	-	1	2	-	-	-	-	-	-	-	-	-	3	-25%	3
	2023	1	-	3	-	3	1	6	4	1	-	1	1	4	▼	21
Domestic and Family - Level 1	2024	-	-	-	-	-	-	-	-	-	-	-	-	0	-100%	0
	2023	1	3	1	1	-	3	7	2	-	-	-	1	5	▼	19
Domestic and Family - Level 2	2024	1	1	1	-	-	-	-	-	-	-	-	-	3	-40%	3
	2023	1	3	1	-	-	-	2	-	1	1	-	-	5	▼	9
Felonies and Related Matters	2024	49	44	44	-	-	-	-	-	-	-	-	-	137	10%	137
	2023	48	27	49	146	81	54	78	71	34	88	31	32	124	▲	739
General Civil - Level 1	2024	-	-	-	-	-	-	-	-	-	-	-	-	0	-100%	0
	2023	-	-	2	1	-	1	1	-	-	-	1	-	2	▼	6
General Civil - Level 2	2024	2	1	3	-	-	-	-	-	-	-	-	-	6	0%	6
	2023	1	2	3	3	3	2	1	1	2	4	-	2	6	↔	24
General Civil - Level 3	2024	1	1	3	-	-	-	-	-	-	-	-	-	5	150%	5
	2023	1	-	1	-	6	19	4	2	-	2	3	4	2	▲	42
Miscellaneous Civil	2024	45	49	56	-	-	-	-	-	-	-	-	-	150	-31%	150
	2023	72	58	86	54	51	37	46	61	37	63	43	48	216	▼	656
Misdemeanor	2024	29	18	23	-	-	-	-	-	-	-	-	-	70	6%	70
	2023	34	21	11	15	34	34	19	25	10	27	10	27	66	▲	267
Other	2024	1	-	-	-	-	-	-	-	-	-	-	-	1	-80%	1
	2023	-	2	3	1	1	-	-	-	-	-	1	-	5	▼	8
Other Criminally Related Matters	2024	3	8	4	-	-	-	-	-	-	-	-	-	15	88%	15
	2023	1	4	3	1	2	1	-	5	2	4	3	1	8	▲	27
Probates/Wills & Trusts - Level 2	2024	-	2	-	-	-	-	-	-	-	-	-	-	2	-75%	2
	2023	1	2	5	1	-	2	-	1	-	-	5	1	8	▼	18
Uncontested Divorce	2024	1	2	3	-	-	-	-	-	-	-	-	-	6	-60%	6
	2023	4	2	9	5	4	6	9	6	3	7	6	5	15	▼	66

This report reflects data in the case management system. Numbers will update accordingly as reports are refreshed and posted.

Dashboard		Monthly Filings Summary		Jan --- Mar Filings	
Court: Augusta Circuit	Circuit/Court ID: 25 225015				
Start/End Date: Jan-23 / Mar-24	Type of Case: Filings				
2023 Average Month: 458	2024 Average Month: 553				
Jan-Mar 2023: 1,625	Jan-Mar 2024 : 1,659				
Filings Trending: ↔	Overall AVG. Month: 477				

Filings by Division																
Divisions		Jan	Feb	Mar	Apr	May	Jun	Jul	Aug	Sep	Oct	Nov	Dec	Thru Mar	% Change	Total
Total	2024	518	554	587	-	-	-	-	-	-	-	-	-	1,659	2%	1,659
	2023	532	534	559	448	472	427	392	417	395	459	437	420	1,625	▲	5,492
Civil	2024	43	55	46	-	-	-	-	-	-	-	-	-	144	-13%	144
	2023	52	65	48	39	57	39	36	56	26	57	50	45	165	▼	570
Criminal	2024	196	202	236	-	-	-	-	-	-	-	-	-	634	31%	634
	2023	170	141	174	173	169	169	136	171	168	181	166	140	485	▲	1,958
Concealed Handgun Permits	2024	171	211	236	-	-	-	-	-	-	-	-	-	618	-11%	618
	2023	219	241	235	170	164	126	132	126	132	139	155	140	695	▼	1,979
Miscellaneous/ Other	2024	97	78	63	-	-	-	-	-	-	-	-	-	238	-13%	238
	2023	89	86	100	63	81	91	88	60	69	82	60	91	275	▼	960
Others	2024	11	8	6	-	-	-	-	-	-	-	-	-	25	400%	25
	2023	2	1	2	3	1	2	-	4	-	-	6	4	5	▲	25


Filings by Case Category																
Case Categories		Jan	Feb	Mar	Apr	May	Jun	Jul	Aug	Sep	Oct	Nov	Dec	Thru Mar	% Change	Total
Administrative Law	2024	-	1	-	-	-	-	-	-	-	-	-	-	1	-67%	1
	2023	1	1	1	-	-	-	-	1	4	-	4	-	3	▼	12
Capital Murder	2024	1	-	-	-	-	-	-	-	-	-	-	-	1	1	1
	2023	-	-	-	-	-	-	-	-	-	-	-	-	0	↔	0
Contested Divorce	2024	5	4	6	-	-	-	-	-	-	-	-	-	15	-29%	15
	2023	6	9	6	3	6	6	6	8	2	6	2	5	21	▼	65
Domestic and Family - Level 1	2024	6	7	4	-	-	-	-	-	-	-	-	-	17	70%	17
	2023	7	2	1	4	10	5	6	8	-	6	2	14	10	▲	65
Domestic and Family - Level 2	2024	7	5	7	-	-	-	-	-	-	-	-	-	19	-55%	19
	2023	1	37	4	4	6	2	3	5	2	6	6	5	42	▼	81
Felonies and Related Matters	2024	142	146	198	-	-	-	-	-	-	-	-	-	486	52%	486
	2023	107	100	113	114	136	106	90	119	110	104	129	92	320	▲	1,320
General Civil - Level 1	2024	-	-	-	-	-	-	-	-	-	-	-	-	0	-100%	0
	2023	-	-	2	-	1	-	-	-	-	-	-	-	2	▼	3
General Civil - Level 2	2024	8	10	4	-	-	-	-	-	-	-	-	-	22	0%	22
	2023	5	4	13	7	7	2	6	10	4	8	6	3	22	↔	75
General Civil - Level 3	2024	4	8	8	-	-	-	-	-	-	-	-	-	20	0%	20
	2023	10	5	5	6	8	7	7	3	4	9	20	6	20	↔	90
Miscellaneous Civil	2024	194	246	263	-	-	-	-	-	-	-	-	-	703	-13%	703
	2023	247	278	285	201	202	167	167	154	168	177	181	164	810	▼	2,391
Misdemeanor	2024	49	54	36	-	-	-	-	-	-	-	-	-	139	-7%	139
	2023	60	34	56	50	29	53	43	49	53	73	34	47	150	▼	581
Other	2024	85	49	40	-	-	-	-	-	-	-	-	-	174	10%	174
	2023	60	49	49	32	42	52	51	35	31	40	39	71	158	▲	551
Other Criminally Related Matters	2024	5	3	3	-	-	-	-	-	-	-	-	-	11	-31%	11
	2023	4	7	5	9	4	10	4	4	5	6	3	1	16	▼	62
Probates/Wills & Trusts - Level 1	2024	-	-	-	-	-	-	-	-	-	-	-	-	0	0	0
	2023	-	-	-	-	-	-	-	-	1	-	-	1	0	↔	2
Probates/Wills & Trusts - Level 2	2024	-	5	2	-	-	-	-	-	-	-	-	-	7	-36%	7
	2023	6	1	4	1	6	1	2	5	3	4	3	4	11	▼	40
Uncontested Divorce	2024	12	16	16	-	-	-	-	-	-	-	-	-	44	10%	44
	2023	18	7	15	17	15	16	7	16	8	20	8	7	40	▲	154

Dashboard

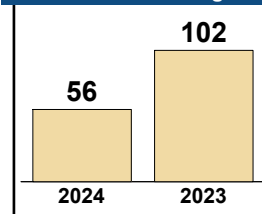
Court: Bath Circuit
Start/End Date: Jan-23 / Mar-24
2023 Average Month: 30
Jan-Mar 2023: 102
Filings Trending: ▼

Circuit/Court ID: 25 225017
Type of Case: Filings
2024 Average Month: 19
Jan-Mar 2024 : 56
Overall AVG. Month: 28

Monthly Filings Summary



Jan --- Mar Filings



Filings by Division

Divisions		Jan	Feb	Mar	Apr	May	Jun	Jul	Aug	Sep	Oct	Nov	Dec	Thru Mar	% Change	Total
Total	2024	28	17	11	-	-	-	-	-	-	-	-	-	56	-45%	56
	2023	50	23	29	41	21	19	40	32	29	17	22	34	102	▼	357
Civil	2024	1	2	-	-	-	-	-	-	-	-	-	-	3	0%	3
	2023	1	-	2	3	2	3	-	2	1	1	-	6	3	↔	21
Criminal	2024	19	4	1	-	-	-	-	-	-	-	-	-	24	-31%	24
	2023	27	7	1	20	1	-	9	9	15	4	3	6	35	▼	102
Concealed Handgun Permits	2024	7	10	8	-	-	-	-	-	-	-	-	-	25	-57%	25
	2023	19	16	23	13	12	12	28	17	10	12	18	18	58	▼	198
Miscellaneous/ Other	2024	1	1	2	-	-	-	-	-	-	-	-	-	4	-33%	4
	2023	3	-	3	5	6	4	3	4	3	-	1	4	6	▼	36

Filings by Case Category

Case Categories		Jan	Feb	Mar	Apr	May	Jun	Jul	Aug	Sep	Oct	Nov	Dec	Thru Mar	% Change	Total
Contested Divorce	2024	1	-	-	-	-	-	-	-	-	-	-	-	1	1	1
	2023	-	-	-	-	1	1	-	-	1	-	-	1	0	↔	4
Domestic and Family - Level 1	2024	-	1	-	-	-	-	-	-	-	-	-	-	1	-50%	1
	2023	-	-	2	-	-	-	-	-	-	-	-	-	2	▼	2
Domestic and Family - Level 2	2024	-	-	-	-	-	-	-	-	-	-	-	-	0	0	0
	2023	-	-	-	-	-	1	-	-	-	-	-	-	0	↔	1
Felonies and Related Matters	2024	15	3	1	-	-	-	-	-	-	-	-	-	19	-39%	19
	2023	25	5	1	20	1	-	3	4	13	2	2	5	31	▼	81
General Civil - Level 1	2024	-	-	-	-	-	-	-	-	-	-	-	-	0	-100%	0
	2023	1	-	-	-	-	-	-	-	-	-	-	-	1	▼	1
General Civil - Level 2	2024	1	-	1	-	-	-	-	-	-	-	-	-	2	-33%	2
	2023	1	-	2	2	-	2	1	2	1	1	-	1	3	▼	13
General Civil - Level 3	2024	-	1	-	-	-	-	-	-	-	-	-	-	1	1	1
	2023	-	-	-	-	1	1	1	1	-	-	-	3	0	↔	7
Miscellaneous Civil	2024	7	10	9	-	-	-	-	-	-	-	-	-	26	-57%	26
	2023	21	16	24	16	16	14	29	19	12	12	19	21	61	▼	219
Misdemeanor	2024	3	1	-	-	-	-	-	-	-	-	-	-	4	33%	4
	2023	1	2	-	-	-	-	4	3	2	2	1	1	3	▲	16
Other	2024	-	-	-	-	-	-	-	-	-	-	-	-	0	0	0
	2023	-	-	-	-	-	-	-	-	-	-	-	1	0	↔	1
Other Criminally Related Matters	2024	1	-	-	-	-	-	-	-	-	-	-	-	1	0%	1
	2023	1	-	-	-	-	-	2	2	-	-	-	-	1	↔	5
Probates/Wills & Trusts - Level 2	2024	-	-	-	-	-	-	-	-	-	-	-	-	0	0	0
	2023	-	-	-	2	-	-	-	1	-	-	-	-	0	↔	3
Uncontested Divorce	2024	-	1	-	-	-	-	-	-	-	-	-	-	1	1	1
	2023	-	-	-	1	2	-	-	-	-	-	-	1	0	↔	4

CPSS-CCMS-10.01 CASELOAD STATISTICS OF THE CIRCUIT COURTS

Botetourt

January 2023 -- March 2024 Filings

Alexandria and Fairfax Circuit are not Included in State Totals

Dashboard		Circuit/Court ID: 25 225023		Monthly Filings Summary		Jan --- Mar Filings		
Court: Botetourt Circuit	Start/End Date: Jan-23 / Mar-24	Type of Case: Filings	2023 Average Month: 213	2024 Average Month: 194				
Jan-Mar 2023: 735	Jan-Mar 2024: 582	Overall AVG. Month: 209	Filings Trending: ▼					

Filings by Division																
Divisions		Jan	Feb	Mar	Apr	May	Jun	Jul	Aug	Sep	Oct	Nov	Dec	Thru Mar	% Change	Total
Total	2024	185	161	236	-	-	-	-	-	-	-	-	-	582	-21%	582
	2023	198	190	347	205	205	175	157	255	199	244	192	184	735	▼	2,551
Civil	2024	18	22	21	-	-	-	-	-	-	-	-	-	61	27%	61
	2023	18	14	16	19	21	15	18	25	18	23	18	18	48	▲	223
Criminal	2024	54	45	114	-	-	-	-	-	-	-	-	-	213	-33%	213
	2023	63	48	207	68	89	68	60	114	94	102	81	72	318	▼	1,066
Concealed Handgun Permits	2024	93	76	81	-	-	-	-	-	-	-	-	-	250	-8%	250
	2023	91	89	92	89	83	72	70	81	68	97	75	68	272	▼	975
Miscellaneous/Other	2024	20	17	20	-	-	-	-	-	-	-	-	-	57	-41%	57
	2023	26	39	32	29	12	20	9	34	19	22	18	26	97	▼	286
Others	2024	-	1	-	-	-	-	-	-	-	-	-	-	1	1	1
	2023	-	-	-	-	-	-	-	1	-	-	-	-	0	↔	1

Filings by Case Category																
Case Categories		Jan	Feb	Mar	Apr	May	Jun	Jul	Aug	Sep	Oct	Nov	Dec	Thru Mar	% Change	Total
Administrative Law	2024	-	-	-	-	-	-	-	-	-	-	-	-	0	-100%	0
	2023	-	-	1	-	-	-	-	-	-	1	-	-	-	1	▼
Capital Murder	2024	-	-	-	-	-	-	-	-	-	-	-	-	0	-100%	0
	2023	-	-	1	-	-	-	-	-	-	1	-	-	-	1	▼
Contested Divorce	2024	5	1	1	-	-	-	-	-	-	-	-	-	7	17%	7
	2023	1	2	3	1	2	2	1	1	-	1	2	1	6	▲	17
Domestic and Family - Level 1	2024	3	2	2	-	-	-	-	-	-	-	-	-	7	-13%	7
	2023	1	5	2	5	6	3	-	10	-	14	6	7	8	▼	59
Domestic and Family - Level 2	2024	-	-	1	-	-	-	-	-	-	-	-	-	1	-50%	1
	2023	1	-	1	1	1	1	1	-	2	1	-	1	2	▼	10
Felonies and Related Matters	2024	40	28	93	-	-	-	-	-	-	-	-	-	161	-40%	161
	2023	50	34	183	59	55	47	36	95	67	73	55	58	267	▼	812
General Civil - Level 1	2024	2	-	-	-	-	-	-	-	-	-	-	-	2	2	2
	2023	-	-	-	-	-	-	-	-	-	-	-	-	0	↔	0
General Civil - Level 2	2024	3	4	7	-	-	-	-	-	-	-	-	-	14	56%	14
	2023	2	3	4	3	6	4	5	5	6	3	2	2	9	▲	45
General Civil - Level 3	2024	1	5	3	-	-	-	-	-	-	-	-	-	9	50%	9
	2023	5	-	1	-	-	-	-	2	4	1	4	6	6	▲	23
Miscellaneous Civil	2024	102	86	91	-	-	-	-	-	-	-	-	-	279	-12%	279
	2023	99	113	106	110	87	82	75	95	77	106	87	83	318	▼	1,120
Misdemeanor	2024	9	16	20	-	-	-	-	-	-	-	-	-	45	32%	45
	2023	11	7	16	5	29	17	13	11	20	22	22	12	34	▲	185
Other	2024	10	8	10	-	-	-	-	-	-	-	-	-	28	-39%	28
	2023	16	14	16	8	9	10	4	20	10	11	6	8	46	▼	132
Other Criminally Related Matters	2024	5	1	1	-	-	-	-	-	-	-	-	-	7	-56%	7
	2023	2	7	7	4	5	4	11	8	6	7	4	2	16	▼	67
Probates/Wills & Trusts - Level 1	2024	-	-	-	-	-	-	-	-	-	-	-	-	0	-100%	0
	2023	1	-	-	1	-	-	-	-	-	-	-	-	1	▼	2
Probates/Wills & Trusts - Level 2	2024	2	2	1	-	-	-	-	-	-	-	-	-	5	150%	5
	2023	2	-	-	2	-	-	2	1	-	1	-	2	2	▲	10
Uncontested Divorce	2024	3	8	6	-	-	-	-	-	-	-	-	-	17	-6%	17
	2023	7	5	6	6	5	5	9	7	5	4	4	2	18	▼	65

This report reflects data in the case management system. Numbers will update accordingly as reports are refreshed and posted.

Dashboard		Monthly Filings Summary		Jan --- Mar Filings	
<p>Court: Craig Circuit Start/End Date: Jan-23 / Mar-24 2023 Average Month: 33 Jan-Mar 2023: 127 Filings Trending: ▼</p>	<p>Circuit/Court ID: 25 225045 Type of Case: Filings 2024 Average Month:31 Jan-Mar 2024 : 92 Overall AVG. Month: 33</p>	<p style="text-align: center; font-weight: bold; color: white;">Jan 23 - Mar 24</p>		<p style="text-align: center; font-weight: bold;">92 127</p> <p style="text-align: center;">2024 2023</p>	

Filings by Division																
Divisions		Jan	Feb	Mar	Apr	May	Jun	Jul	Aug	Sep	Oct	Nov	Dec	Thru Mar	% Change	Total
Total	2024	29	33	30	-	-	-	-	-	-	-	-	-	92	-28%	92
	2023	38	35	54	24	18	37	23	35	38	33	42	21	127	▼	398
Civil	2024	1	1	3	-	-	-	-	-	-	-	-	-	5	-75%	5
	2023	2	1	17	3	3	1	3	6	1	4	2	3	20	▼	46
Criminal	2024	1	7	5	-	-	-	-	-	-	-	-	-	13	-13%	13
	2023	14	-	1	6	-	10	-	9	14	2	16	-	15	▼	72
Concealed Handgun Permits	2024	24	23	16	-	-	-	-	-	-	-	-	-	63	-21%	63
	2023	17	32	31	12	12	23	17	18	21	25	22	16	80	▼	246
Miscellaneous/ Other	2024	3	2	6	-	-	-	-	-	-	-	-	-	11	-8%	11
	2023	5	2	5	3	3	3	3	2	2	2	2	2	12	▼	34

Filings by Case Category																
Case Categories		Jan	Feb	Mar	Apr	May	Jun	Jul	Aug	Sep	Oct	Nov	Dec	Thru Mar	% Change	Total
Contested Divorce	2024	-	-	-	-	-	-	-	-	-	-	-	-	0	0	0
	2023	-	-	-	1	1	-	-	-	-	-	1	-	2	0	↔
Domestic and Family - Level 1	2024	-	-	-	-	-	-	-	-	-	-	-	-	0	-100%	0
	2023	1	-	16	-	-	-	-	4	-	-	-	-	17	▼	21
Domestic and Family - Level 2	2024	-	-	-	-	-	-	-	-	-	-	-	-	0	-100%	0
	2023	-	1	-	-	-	-	-	1	-	1	-	-	1	▼	3
Felonies and Related Matters	2024	1	7	4	-	-	-	-	-	-	-	-	-	12	200%	12
	2023	4	-	-	5	-	10	-	7	10	2	10	-	4	▲	48
General Civil - Level 1	2024	-	-	-	-	-	-	-	-	-	-	-	-	0	0	0
	2023	-	-	-	-	-	-	1	-	-	-	-	-	0	↔	1
General Civil - Level 2	2024	-	1	-	-	-	-	-	-	-	-	-	-	1	1	1
	2023	-	-	-	-	-	-	1	-	-	2	1	-	0	↔	4
General Civil - Level 3	2024	-	-	1	-	-	-	-	-	-	-	-	-	1	0%	1
	2023	-	-	1	-	1	-	-	1	-	-	-	-	1	↔	3
Miscellaneous Civil	2024	27	25	22	-	-	-	-	-	-	-	-	-	74	-20%	74
	2023	22	34	36	15	15	26	20	20	22	27	24	18	92	▼	279
Misdemeanor	2024	-	-	1	-	-	-	-	-	-	-	-	-	1	-90%	1
	2023	10	-	-	1	-	-	-	2	4	-	6	-	10	▼	23
Other	2024	-	-	-	-	-	-	-	-	-	-	-	-	0	0	0
	2023	-	-	-	-	-	-	-	-	1	-	-	-	0	↔	1
Other Criminally Related Matters	2024	-	-	-	-	-	-	-	-	-	-	-	-	0	-100%	0
	2023	-	-	1	-	-	-	-	-	-	-	-	-	1	▼	1
Probates/Wills & Trusts - Level 1	2024	-	-	-	-	-	-	-	-	-	-	-	-	0	0	0
	2023	-	-	-	-	-	-	-	-	1	-	-	-	0	↔	1
Uncontested Divorce	2024	1	-	2	-	-	-	-	-	-	-	-	-	3	200%	3
	2023	1	-	-	2	1	1	1	-	-	-	1	1	1	▲	8

Dashboard		Monthly Filings Summary		Jan --- Mar Filings	
Court: Highland Circuit	Circuit/Court ID: 25 225091				
Start/End Date: Jan-23 / Mar-24	Type of Case: Filings				
2023 Average Month: 14	2024 Average Month: 15				
Jan-Mar 2023: 62	Jan-Mar 2024 : 46				
Filings Trending: ▼	Overall AVG. Month: 14				

Filings by Division																
Divisions		Jan	Feb	Mar	Apr	May	Jun	Jul	Aug	Sep	Oct	Nov	Dec	Thru Mar	% Change	Total
Total	2024	16	14	16	-	-	-	-	-	-	-	-	-	46	-26%	46
	2023	13	19	30	13	11	17	8	6	9	9	6	24	62	▼	165
Civil	2024	2	2	3	-	-	-	-	-	-	-	-	-	7	-22%	7
	2023	2	3	4	1	1	1	1	-	2	1	-	-	9	▼	16
Criminal	2024	4	1	4	-	-	-	-	-	-	-	-	-	9	-10%	9
	2023	2	-	8	1	3	11	1	-	2	3	2	19	10	▼	52
Concealed Handgun Permits	2024	9	8	6	-	-	-	-	-	-	-	-	-	23	-45%	23
	2023	9	15	18	10	7	5	5	6	3	5	3	4	42	▼	90
Miscellaneous/ Other	2024	1	3	3	-	-	-	-	-	-	-	-	-	7	600%	7
	2023	-	1	-	1	-	-	1	-	2	-	1	1	1	▲	7

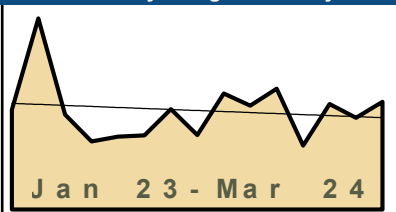
Filings by Case Category																
Case Categories		Jan	Feb	Mar	Apr	May	Jun	Jul	Aug	Sep	Oct	Nov	Dec	Thru Mar	% Change	Total
Contested Divorce	2024	1	-	1	-	-	-	-	-	-	-	-	-	2	100%	2
	2023	-	-	1	-	1	-	1	-	-	-	-	-	1	▲	3
Domestic and Family - Level 1	2024	-	-	-	-	-	-	-	-	-	-	-	-	0	-100%	0
	2023	-	-	1	-	-	-	-	-	-	-	-	-	1	▼	1
Domestic and Family - Level 2	2024	-	-	-	-	-	-	-	-	-	-	-	-	0	-100%	0
	2023	1	-	-	-	-	-	-	-	-	-	-	-	1	▼	1
Felonies and Related Matters	2024	1	-	3	-	-	-	-	-	-	-	-	-	4	-33%	4
	2023	2	-	4	1	1	7	1	-	2	-	2	18	6	▼	38
General Civil - Level 1	2024	-	-	-	-	-	-	-	-	-	-	-	-	0	-100%	0
	2023	-	-	1	-	-	-	-	-	-	-	-	-	1	▼	1
General Civil - Level 2	2024	-	2	1	-	-	-	-	-	-	-	-	-	3	50%	3
	2023	-	1	1	-	-	-	-	-	1	-	-	-	2	▲	3
General Civil - Level 3	2024	-	-	1	-	-	-	-	-	-	-	-	-	1	0%	1
	2023	-	1	-	-	-	-	-	-	1	-	-	-	1	↔	2
Miscellaneous Civil	2024	10	11	9	-	-	-	-	-	-	-	-	-	30	-30%	30
	2023	9	16	18	11	7	5	6	6	5	5	4	5	43	▼	97
Misdemeanor	2024	3	1	1	-	-	-	-	-	-	-	-	-	5	150%	5
	2023	-	-	2	-	2	4	-	-	-	1	-	1	2	▲	10
Other Criminally Related Matters	2024	-	-	-	-	-	-	-	-	-	-	-	-	0	-100%	0
	2023	-	-	2	-	-	-	-	-	-	2	-	-	2	▼	4
Probates/Wills & Trusts - Level 2	2024	1	-	-	-	-	-	-	-	-	-	-	-	1	1	1
	2023	-	-	-	-	-	1	-	-	-	-	-	-	0	↔	1
Uncontested Divorce	2024	-	-	-	-	-	-	-	-	-	-	-	-	0	-100%	0
	2023	1	1	-	1	-	-	-	-	-	1	-	-	2	▼	4

Dashboard

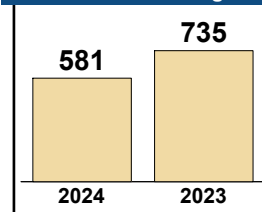
Court: Rockbridge Circuit
Start/End Date: Jan-23 / Mar-24
2023 Average Month: 187
Jan-Mar 2023: 735
Filings Trending: ▼

Circuit/Court ID: 25 225163
Type of Case: Filings
2024 Average Month: 194
Jan-Mar 2024 : 581
Overall AVG. Month: 189

Monthly Filings Summary



Jan --- Mar Filings



Filings by Division

Divisions		Jan	Feb	Mar	Apr	May	Jun	Jul	Aug	Sep	Oct	Nov	Dec	Thru Mar	% Change	Total
Total	2024	201	175	205	-	-	-	-	-	-	-	-	-	581	-21%	581
	2023	190	364	181	130	139	141	191	142	221	198	230	122	735	▼	2,249
Civil	2024	14	17	25	-	-	-	-	-	-	-	-	-	56	-14%	56
	2023	10	21	34	19	22	18	27	19	26	18	18	14	65	▼	246
Criminal	2024	117	92	102	-	-	-	-	-	-	-	-	-	311	-28%	311
	2023	116	264	50	56	57	75	122	71	156	123	149	59	430	▼	1,298
Concealed Handgun Permits	2024	60	56	66	-	-	-	-	-	-	-	-	-	182	-9%	182
	2023	50	67	82	45	49	39	39	45	28	43	54	39	199	▼	580
Miscellaneous/ Other	2024	10	10	12	-	-	-	-	-	-	-	-	-	32	-22%	32
	2023	14	12	15	10	11	9	3	7	11	14	9	10	41	▼	125

Filings by Case Category

Case Categories		Jan	Feb	Mar	Apr	May	Jun	Jul	Aug	Sep	Oct	Nov	Dec	Thru Mar	% Change	Total
Administrative Law	2024	-	-	-	-	-	-	-	-	-	-	-	-	0	0	0
	2023	-	-	-	1	1	-	-	3	1	1	-	-	0	↔	7
Contested Divorce	2024	2	3	-	-	-	-	-	-	-	-	-	-	5	-44%	5
	2023	2	1	6	3	2	1	3	-	1	3	1	1	9	▼	24
Domestic and Family - Level 1	2024	1	1	2	-	-	-	-	-	-	-	-	-	4	-50%	4
	2023	-	6	2	1	2	-	4	-	5	8	-	5	8	▼	33
Domestic and Family - Level 2	2024	3	4	2	-	-	-	-	-	-	-	-	-	9	50%	9
	2023	1	3	2	4	3	1	8	2	2	-	6	1	6	▲	33
Felonies and Related Matters	2024	73	71	60	-	-	-	-	-	-	-	-	-	204	-33%	204
	2023	73	213	20	28	37	46	85	39	100	85	135	32	306	▼	893
General Civil - Level 2	2024	3	4	5	-	-	-	-	-	-	-	-	-	12	20%	12
	2023	4	2	4	2	2	4	3	4	8	4	8	1	10	▲	46
General Civil - Level 3	2024	2	-	4	-	-	-	-	-	-	-	-	-	6	0%	6
	2023	-	2	4	3	1	4	1	3	3	-	1	2	6	↔	24
Miscellaneous Civil	2024	68	66	77	-	-	-	-	-	-	-	-	-	211	-11%	211
	2023	63	77	97	56	62	48	43	51	39	54	61	49	237	▼	700
Misdemeanor	2024	32	20	21	-	-	-	-	-	-	-	-	-	73	-37%	73
	2023	40	47	29	21	18	25	22	22	52	32	8	22	116	▼	338
Other	2024	1	-	1	-	-	-	-	-	-	-	-	-	2	-33%	2
	2023	-	2	1	-	-	-	-	1	-	-	-	1	3	▼	5
Other Criminally Related Matters	2024	12	1	21	-	-	-	-	-	-	-	-	-	34	325%	34
	2023	3	4	1	7	2	4	15	10	4	6	6	5	8	▲	67
Probates/Wills & Trusts - Level 1	2024	1	1	-	-	-	-	-	-	-	-	-	-	2	2	2
	2023	-	-	-	-	-	-	-	-	-	-	-	-	0	↔	0
Probates/Wills & Trusts - Level 2	2024	-	1	2	-	-	-	-	-	-	-	-	-	3	200%	3
	2023	-	-	1	2	4	2	1	-	-	-	-	-	1	▲	10
Uncontested Divorce	2024	3	3	10	-	-	-	-	-	-	-	-	-	16	-36%	16
	2023	4	7	14	2	5	6	6	7	6	5	4	3	25	▼	69

Dashboard		Circuit/Court ID: 25 225530		Monthly Filings Summary		Jan --- Mar Filings	
Court: Buena Vista Circuit	Start/End Date: Jan-23 / Mar-24	Type of Case: Filings					
2023 Average Month: 46	2024 Average Month: 51	Jan-Mar 2024 : 154	Overall AVG. Month: 47				
Jan-Mar 2023: 170	Filings Trending: ▼						

Filings by Division																
Divisions		Jan	Feb	Mar	Apr	May	Jun	Jul	Aug	Sep	Oct	Nov	Dec	Thru Mar	% Change	Total
Total	2024	49	26	79	-	-	-	-	-	-	-	-	-	154	-9%	154
	2023	63	35	72	46	41	37	45	38	57	56	28	36	170	▼	554
Civil	2024	5	1	5	-	-	-	-	-	-	-	-	-	11	38%	11
	2023	2	-	6	7	4	4	3	5	4	2	5	3	8	▲	45
Criminal	2024	30	18	57	-	-	-	-	-	-	-	-	-	105	-9%	105
	2023	43	17	55	26	33	23	31	19	50	37	11	19	115	▼	364
Concealed Handgun Permits	2024	11	6	15	-	-	-	-	-	-	-	-	-	32	0%	32
	2023	11	12	9	6	4	5	7	7	2	10	11	11	32	↔	95
Miscellaneous/ Other	2024	3	1	2	-	-	-	-	-	-	-	-	-	6	-60%	6
	2023	7	6	2	6	-	3	4	7	1	7	1	3	15	▼	47
Others	2024	-	-	-	1	-	-	-	-	-	-	-	-	0	0	0
	2023	-	-	-	-	-	2	-	-	-	-	-	-	0	↔	3

Filings by Case Category																
Case Categories		Jan	Feb	Mar	Apr	May	Jun	Jul	Aug	Sep	Oct	Nov	Dec	Thru Mar	% Change	Total
Contested Divorce	2024	-	-	1	-	-	-	-	-	-	-	-	-	1	0%	1
	2023	-	-	1	-	1	1	1	-	-	2	2	-	1	↔	8
Domestic and Family - Level 1	2024	1	-	2	-	-	-	-	-	-	-	-	-	3	50%	3
	2023	-	-	2	-	1	1	1	2	-	-	-	1	2	▲	8
Domestic and Family - Level 2	2024	1	-	-	-	-	-	-	-	-	-	-	-	1	0%	1
	2023	-	-	1	2	-	-	-	-	1	-	-	-	1	↔	4
Felonies and Related Matters	2024	19	13	45	-	-	-	-	-	-	-	-	-	77	-18%	77
	2023	35	13	46	18	22	17	23	14	32	22	6	13	94	▼	261
General Civil - Level 2	2024	1	-	-	-	-	-	-	-	-	-	-	-	1	-50%	1
	2023	-	2	-	-	-	-	-	1	-	2	-	2	2	▼	7
General Civil - Level 3	2024	-	-	-	-	-	-	-	-	-	-	-	-	0	-100%	0
	2023	2	-	1	-	1	-	-	-	-	-	-	-	3	▼	4
Miscellaneous Civil	2024	15	7	17	-	-	-	-	-	-	-	-	-	39	-9%	39
	2023	17	16	10	12	4	8	11	14	3	15	12	14	43	▼	136
Misdemeanor	2024	9	4	11	-	-	-	-	-	-	-	-	-	24	33%	24
	2023	5	4	9	8	9	4	7	5	17	13	2	5	18	▲	88
Other	2024	-	-	-	-	-	-	-	-	-	-	-	-	0	0	0
	2023	-	-	-	1	-	2	-	-	-	-	-	-	0	↔	3
Other Criminally Related Matters	2024	2	1	1	-	-	-	-	-	-	-	-	-	4	33%	4
	2023	3	-	-	-	2	2	1	-	1	2	3	1	3	▲	15
Probates/Wills & Trusts - Level 2	2024	1	-	1	-	-	-	-	-	-	-	-	-	2	2	2
	2023	-	-	-	2	-	-	1	-	-	-	1	-	0	↔	4
Uncontested Divorce	2024	-	1	1	-	-	-	-	-	-	-	-	-	2	-33%	2
	2023	1	-	2	3	1	2	-	2	3	-	2	-	3	▼	16

Dashboard	Monthly Filings Summary	Jan --- Mar Filings						
<p>Court: Staunton Circuit Start/End Date: Jan-23 / Mar-24 2023 Average Month: 244 Jan-Mar 2023: 703 Filings Trending: ↔</p>	<p>Jan 23 - Mar 24</p>	<table border="1" style="margin: auto;"> <tr> <td style="font-size: 24pt; font-weight: bold;">699</td> <td style="font-size: 24pt; font-weight: bold;">703</td> </tr> <tr> <td style="width: 50px; height: 50px; background-color: #f0e68c;"></td> <td style="width: 50px; height: 50px; background-color: #f0e68c;"></td> </tr> <tr> <td style="font-weight: bold;">2024</td> <td style="font-weight: bold;">2023</td> </tr> </table>	699	703			2024	2023
699	703							
2024	2023							
<p>Circuit/Court ID: 25 225790 Type of Case: Filings 2024 Average Month: 233 Jan-Mar 2024 : 699 Overall AVG. Month: 242</p>								

Filings by Division																
Divisions		Jan	Feb	Mar	Apr	May	Jun	Jul	Aug	Sep	Oct	Nov	Dec	Thru Mar	% Change	Total
Total	2024	246	209	244	-	-	-	-	-	-	-	-	-	699	-1%	699
	2023	239	187	277	264	206	233	304	265	293	297	201	161	703	▼	2,927
Civil	2024	15	23	25	-	-	-	-	-	-	-	-	-	63	13%	63
	2023	18	17	21	22	20	11	17	23	15	18	17	9	56	▲	208
Criminal	2024	151	110	131	-	-	-	-	-	-	-	-	-	392	-3%	392
	2023	131	102	170	163	115	161	200	177	221	215	118	98	403	▼	1,871
Concealed Handgun Permits	2024	24	36	28	-	-	-	-	-	-	-	-	-	88	-5%	88
	2023	32	31	30	34	26	18	32	21	25	32	24	21	93	▼	326
Miscellaneous/Other	2024	56	38	60	-	-	-	-	-	-	-	-	-	154	3%	154
	2023	57	37	56	45	45	43	55	43	32	32	42	33	150	▲	520
Others	2024	-	2	-	-	-	-	-	-	-	-	-	-	2	100%	2
	2023	1	-	-	-	-	-	-	1	-	-	-	-	1	▲	2

Filings by Case Category																
Case Categories		Jan	Feb	Mar	Apr	May	Jun	Jul	Aug	Sep	Oct	Nov	Dec	Thru Mar	% Change	Total
Capital Murder	2024	-	-	-	-	-	-	-	-	-	-	-	-	0	0	0
	2023	-	-	-	-	-	-	-	-	-	-	-	1	0	↔	1
Contested Divorce	2024	2	1	1	-	-	-	-	-	-	-	-	-	4	0%	4
	2023	1	1	2	-	3	-	2	4	3	-	3	-	4	↔	19
Domestic and Family - Level 1	2024	2	7	9	-	-	-	-	-	-	-	-	-	18	13%	18
	2023	5	4	7	9	4	2	-	4	3	1	2	-	16	▲	41
Domestic and Family - Level 2	2024	2	5	6	-	-	-	-	-	-	-	-	-	13	0%	13
	2023	3	6	4	6	3	4	7	4	4	5	4	4	13	↔	54
Felonies and Related Matters	2024	100	79	115	-	-	-	-	-	-	-	-	-	294	-1%	294
	2023	90	81	125	135	88	97	133	141	168	170	94	62	296	▼	1,384
General Civil - Level 1	2024	-	-	-	-	-	-	-	-	-	-	-	-	0	0	0
	2023	-	-	-	-	-	-	-	1	-	-	-	-	0	↔	1
General Civil - Level 2	2024	1	1	3	-	-	-	-	-	-	-	-	-	5	-29%	5
	2023	4	-	3	1	2	1	1	2	-	3	3	-	7	▼	20
General Civil - Level 3	2024	3	-	-	-	-	-	-	-	-	-	-	-	3	-70%	3
	2023	6	1	3	5	3	-	4	5	2	1	2	5	10	▼	37
Miscellaneous Civil	2024	37	48	44	-	-	-	-	-	-	-	-	-	129	-6%	129
	2023	45	46	46	45	41	25	45	32	36	42	35	28	137	▼	466
Misdemeanor	2024	48	21	11	-	-	-	-	-	-	-	-	-	80	3%	80
	2023	23	14	41	20	27	40	35	31	48	30	22	17	78	▲	348
Other	2024	42	26	41	-	-	-	-	-	-	-	-	-	109	15%	109
	2023	39	22	34	30	28	35	38	30	20	20	28	22	95	▲	346
Other Criminally Related Matters	2024	7	10	5	-	-	-	-	-	-	-	-	-	22	-27%	22
	2023	19	7	4	8	-	24	32	5	5	16	2	18	30	▼	140
Probates/Wills & Trusts - Level 2	2024	1	2	3	-	-	-	-	-	-	-	-	-	6	200%	6
	2023	1	-	1	1	1	1	1	1	2	4	2	2	2	▲	17
Protective Orders	2024	-	-	-	-	-	-	-	-	-	-	-	-	0	0	0
	2023	-	-	-	1	-	1	1	-	-	-	1	-	0	↔	4
Uncontested Divorce	2024	1	9	6	-	-	-	-	-	-	-	-	-	16	7%	16
	2023	3	5	7	3	6	3	5	5	2	5	3	2	15	▲	49

CPSS-CCMS-10.01 CASELOAD STATISTICS OF THE CIRCUIT COURTS

Waynesboro

January 2023 -- March 2024 Filings


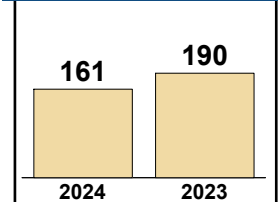
Alexandria and Fairfax Circuit are not Included in State Totals

Dashboard		Monthly Filings Summary		Jan --- Mar Filings	
Court: Waynesboro Circuit	Circuit/Court ID: 25 225820				
Start/End Date: Jan-23 / Mar-24	Type of Case: Filings				
2023 Average Month: 149	2024 Average Month: 160				
Jan-Mar 2023: 426	Jan-Mar 2024 : 480				
Filings Trending: ▲	Overall AVG. Month: 151				

Filings by Division																
Divisions		Jan	Feb	Mar	Apr	May	Jun	Jul	Aug	Sep	Oct	Nov	Dec	Thru Mar	% Change	Total
Total	2024	163	164	153	-	-	-	-	-	-	-	-	-	480	13%	480
	2023	134	144	148	146	138	211	151	125	150	159	156	125	426	▲	1,787
Civil	2024	13	22	11	-	-	-	-	-	-	-	-	-	46	-15%	46
	2023	12	13	29	21	15	11	18	21	21	16	21	10	54	▼	208
Criminal	2024	99	70	66	-	-	-	-	-	-	-	-	-	235	72%	235
	2023	52	56	29	73	61	127	82	49	76	81	94	64	137	▲	844
Concealed Handgun Permits	2024	22	40	38	-	-	-	-	-	-	-	-	-	100	6%	100
	2023	32	23	39	19	22	28	15	21	20	34	15	22	94	▲	290
Miscellaneous/ Other	2024	29	31	37	-	-	-	-	-	-	-	-	-	97	-31%	97
	2023	38	51	51	31	40	45	36	34	33	28	26	28	140	▼	441
Others	2024	-	1	1	-	-	-	-	-	-	-	-	-	2	100%	2
	2023	-	1	-	2	-	-	-	-	-	-	-	1	1	▲	4

Filings by Case Category																
Case Categories		Jan	Feb	Mar	Apr	May	Jun	Jul	Aug	Sep	Oct	Nov	Dec	Thru Mar	% Change	Total
Administrative Law	2024	-	-	-	-	-	-	-	-	-	-	-	-	0	-100%	0
	2023	-	-	1	-	-	-	-	-	-	-	-	-	1	▼	1
Capital Murder	2024	-	-	-	-	-	-	-	-	-	-	-	-	0	0	0
	2023	-	-	-	-	1	-	-	-	-	-	-	-	0	↔	1
Contested Divorce	2024	-	1	2	-	-	-	-	-	-	-	-	-	3	-57%	3
	2023	3	4	-	3	2	1	3	2	2	3	-	-	7	▼	23
Domestic and Family - Level 1	2024	1	5	3	-	-	-	-	-	-	-	-	-	9	29%	9
	2023	1	2	4	10	2	-	3	9	2	8	5	2	7	▲	48
Domestic and Family - Level 2	2024	1	2	1	-	-	-	-	-	-	-	-	-	4	0%	4
	2023	-	3	1	-	2	-	4	1	1	-	-	-	4	↔	12
Felonies and Related Matters	2024	83	54	49	-	-	-	-	-	-	-	-	-	186	71%	186
	2023	39	49	21	60	39	98	58	39	55	50	66	36	109	▲	610
General Civil - Level 1	2024	-	-	-	-	-	-	-	-	-	-	-	-	0	0	0
	2023	-	-	-	-	1	-	-	-	-	-	-	-	0	↔	1
General Civil - Level 2	2024	4	4	2	-	-	-	-	-	-	-	-	-	10	43%	10
	2023	3	-	4	1	3	2	-	2	3	-	4	2	7	▲	24
General Civil - Level 3	2024	4	3	1	-	-	-	-	-	-	-	-	-	8	-62%	8
	2023	5	2	14	3	1	6	5	5	9	2	3	4	21	▼	59
Miscellaneous Civil	2024	26	48	54	-	-	-	-	-	-	-	-	-	128	7%	128
	2023	40	34	46	29	42	50	28	36	31	42	26	31	120	▲	435
Misdemeanor	2024	16	16	16	-	-	-	-	-	-	-	-	-	48	85%	48
	2023	12	6	8	13	19	26	22	10	21	29	26	21	26	▲	213
Other	2024	24	24	23	-	-	-	-	-	-	-	-	-	71	-37%	71
	2023	29	41	42	21	20	23	23	19	20	21	14	18	112	▼	291
Other Criminally Related Matters	2024	-	-	1	-	-	-	-	-	-	-	-	-	1	-50%	1
	2023	1	1	-	-	2	3	2	-	-	2	2	7	2	▼	20
Probates/Wills & Trusts - Level 1	2024	-	-	-	-	-	-	-	-	-	-	-	-	0	0	0
	2023	-	-	-	-	-	-	1	-	-	-	1	-	0	↔	2
Probates/Wills & Trusts - Level 2	2024	-	1	-	-	-	-	-	-	-	-	-	-	1	-67%	1
	2023	-	-	3	-	-	1	1	-	-	-	-	-	3	▼	5
Uncontested Divorce	2024	4	6	1	-	-	-	-	-	-	-	-	-	11	57%	11
	2023	1	2	4	6	4	1	1	2	6	2	9	4	7	▲	42

This report reflects data in the case management system. Numbers will update accordingly as reports are refreshed and posted.

Dashboard		Monthly Filings Summary		Jan --- Mar Filings	
Court: Clarke Circuit	Circuit/Court ID: 26 226043				
Start/End Date: Jan-23 / Mar-24	Type of Case: Filings				
2023 Average Month: 59	2024 Average Month: 54				
Jan-Mar 2023: 190	Jan-Mar 2024 : 161				
Filings Trending: ▼	Overall AVG. Month: 58				

Filings by Division																
Divisions		Jan	Feb	Mar	Apr	May	Jun	Jul	Aug	Sep	Oct	Nov	Dec	Thru Mar	% Change	Total
Total	2024	60	48	53	-	-	-	-	-	-	-	-	-	161	-15%	161
	2023	62	53	75	52	52	57	62	70	56	52	69	53	190	▼	713
Civil	2024	10	6	5	-	-	-	-	-	-	-	-	-	21	-32%	21
	2023	12	7	12	2	10	8	11	11	5	8	8	13	31	▼	107
Criminal	2024	11	6	16	-	-	-	-	-	-	-	-	-	33	3%	33
	2023	8	8	16	14	5	13	15	17	15	7	30	7	32	▲	155
Concealed Handgun Permits	2024	27	29	29	-	-	-	-	-	-	-	-	-	85	-21%	85
	2023	37	29	42	27	31	31	31	30	25	30	26	31	108	▼	370
Miscellaneous/ Other	2024	12	7	3	-	-	-	-	-	-	-	-	-	22	16%	22
	2023	5	9	5	9	5	5	5	12	11	7	5	2	19	▲	80
Others	2024	-	-	-	-	-	-	-	-	-	-	-	-	0	0	0
	2023	-	-	-	-	1	-	-	-	-	-	-	-	0	↔	1

Filings by Case Category																
Case Categories		Jan	Feb	Mar	Apr	May	Jun	Jul	Aug	Sep	Oct	Nov	Dec	Thru Mar	% Change	Total
Administrative Law	2024	-	-	-	-	-	-	-	-	-	-	-	-	0	0	0
	2023	-	-	-	-	-	-	-	1	-	-	-	-	0	↔	1
Contested Divorce	2024	1	1	-	-	-	-	-	-	-	-	-	-	2	-33%	2
	2023	2	1	-	-	-	2	1	-	1	1	1	2	3	▼	11
Domestic and Family - Level 1	2024	-	1	-	-	-	-	-	-	-	-	-	-	1	-75%	1
	2023	3	-	1	-	-	-	3	-	-	-	1	1	4	▼	9
Domestic and Family - Level 2	2024	2	1	-	-	-	-	-	-	-	-	-	-	3	3	3
	2023	-	-	-	-	-	1	1	-	-	1	1	1	0	↔	5
Felonies and Related Matters	2024	9	6	10	-	-	-	-	-	-	-	-	-	25	-14%	25
	2023	7	8	14	12	4	7	9	15	14	6	8	7	29	▼	111
General Civil - Level 1	2024	1	-	-	-	-	-	-	-	-	-	-	-	1	1	1
	2023	-	-	-	-	1	-	-	-	-	-	-	-	0	↔	1
General Civil - Level 2	2024	1	1	-	-	-	-	-	-	-	-	-	-	2	-33%	2
	2023	-	-	3	1	3	1	2	2	-	4	3	5	3	▼	24
General Civil - Level 3	2024	-	-	-	-	-	-	-	-	-	-	-	-	0	-100%	0
	2023	1	-	4	-	4	-	-	1	3	-	-	-	5	▼	13
Miscellaneous Civil	2024	39	34	32	-	-	-	-	-	-	-	-	-	105	-15%	105
	2023	42	37	45	35	35	35	36	40	33	36	31	32	124	▼	437
Misdemeanor	2024	2	-	6	-	-	-	-	-	-	-	-	-	8	167%	8
	2023	-	2	1	2	1	3	5	2	1	-	11	-	3	▲	28
Other	2024	-	1	1	-	-	-	-	-	-	-	-	-	2	0%	2
	2023	-	1	1	-	1	1	-	-	1	1	-	1	2	↔	7
Other Criminally Related Matters	2024	-	-	-	-	-	-	-	-	-	-	-	-	0	-100%	0
	2023	1	-	2	-	-	3	1	-	1	2	11	-	3	▼	21
Probates/Wills & Trusts - Level 1	2024	1	-	-	-	-	-	-	-	-	-	-	-	1	1	1
	2023	-	-	-	-	-	-	-	-	-	-	-	-	0	↔	0
Probates/Wills & Trusts - Level 2	2024	1	1	2	-	-	-	-	-	-	-	-	-	4	0%	4
	2023	1	2	1	-	-	-	3	2	-	-	-	1	4	↔	10
Protective Orders	2024	-	-	-	-	-	-	-	-	-	-	-	-	0	0	0
	2023	-	-	-	-	-	-	-	1	-	-	-	-	0	↔	1
Uncontested Divorce	2024	3	2	2	-	-	-	-	-	-	-	-	-	7	-30%	7
	2023	5	2	3	2	3	4	1	6	2	1	2	3	10	▼	34

This report reflects data in the case management system. Numbers will update accordingly as reports are refreshed and posted.

Dashboard		Circuit/Court ID: 26 226069		Monthly Filings Summary		Jan --- Mar Filings	
Court: Frederick Circuit	Start/End Date: Jan-23 / Mar-24	Type of Case: Filings					
2023 Average Month: 419	2024 Average Month: 404	Jan-Mar 2024: 1,412	Overall AVG. Month: 416				
Filings Trending: ▼							

Filings by Division																
Divisions		Jan	Feb	Mar	Apr	May	Jun	Jul	Aug	Sep	Oct	Nov	Dec	Thru Mar	% Change	Total
Total	2024	424	365	424	-	-	-	-	-	-	-	-	-	1,213	-14%	1,213
	2023	455	465	492	375	477	379	351	410	409	404	460	347	1,412	▼	5,024
Civil	2024	49	29	43	-	-	-	-	-	-	-	-	-	121	-18%	121
	2023	52	41	55	33	49	50	51	44	48	35	71	24	148	▼	553
Criminal	2024	186	128	139	-	-	-	-	-	-	-	-	-	453	0%	453
	2023	126	171	158	136	206	156	138	150	165	159	185	143	455	▼	1,893
Concealed Handgun Permits	2024	144	154	188	-	-	-	-	-	-	-	-	-	486	-23%	486
	2023	220	192	217	139	163	126	119	144	145	174	167	140	629	▼	1,946
Miscellaneous/ Other	2024	45	54	53	-	-	-	-	-	-	-	-	-	152	-13%	152
	2023	54	61	60	65	58	45	43	72	51	36	37	40	175	▼	622
Others	2024	-	-	1	-	-	-	-	-	-	-	-	-	1	-80%	1
	2023	3	-	2	2	1	2	-	-	-	-	-	-	5	▼	10

Filings by Case Category																
Case Categories		Jan	Feb	Mar	Apr	May	Jun	Jul	Aug	Sep	Oct	Nov	Dec	Thru Mar	% Change	Total
Administrative Law	2024	2	-	-	-	-	-	-	-	-	-	-	-	2	2	2
	2023	-	-	-	-	-	-	-	-	1	-	-	-	0	↔	1
Capital Murder	2024	2	-	-	-	-	-	-	-	-	-	-	-	2	2	2
	2023	-	-	-	-	-	-	-	-	-	-	-	-	0	↔	0
Contested Divorce	2024	5	2	5	-	-	-	-	-	-	-	-	-	12	-45%	12
	2023	8	6	8	5	6	6	5	7	7	4	9	3	22	▼	74
Domestic and Family - Level 1	2024	3	2	5	-	-	-	-	-	-	-	-	-	10	-38%	10
	2023	9	5	2	3	1	2	1	4	5	5	5	1	16	▼	43
Domestic and Family - Level 2	2024	2	-	4	-	-	-	-	-	-	-	-	-	6	-14%	6
	2023	2	1	4	1	1	1	13	9	3	2	7	2	7	▼	46
Felonies and Related Matters	2024	130	102	79	-	-	-	-	-	-	-	-	-	311	-7%	311
	2023	94	141	101	113	152	103	101	115	116	117	126	100	336	▼	1,379
General Civil - Level 1	2024	-	-	-	-	-	-	-	-	-	-	-	-	0	0	0
	2023	-	-	-	-	-	-	-	-	-	-	-	1	0	↔	1
General Civil - Level 2	2024	14	11	9	-	-	-	-	-	-	-	-	-	34	36%	34
	2023	7	8	10	7	12	7	5	7	6	9	13	6	25	▲	97
General Civil - Level 3	2024	6	2	9	-	-	-	-	-	-	-	-	-	17	113%	17
	2023	2	3	3	4	4	4	8	4	3	2	4	2	8	▲	43
Miscellaneous Civil	2024	169	190	231	-	-	-	-	-	-	-	-	-	590	-18%	590
	2023	258	214	248	174	203	157	145	179	182	199	190	164	720	▼	2,313
Misdemeanor	2024	47	20	52	-	-	-	-	-	-	-	-	-	119	24%	119
	2023	29	23	44	16	54	44	33	30	40	31	51	39	96	▲	434
Other	2024	17	10	5	-	-	-	-	-	-	-	-	-	32	-59%	32
	2023	18	30	30	27	21	17	10	31	12	9	13	12	78	▼	230
Other Criminally Related Matters	2024	7	6	8	-	-	-	-	-	-	-	-	-	21	-13%	21
	2023	4	7	13	8	3	11	4	5	11	12	9	5	24	▼	92
Probates/Wills & Trusts - Level 1	2024	-	-	-	-	-	-	-	-	-	-	-	-	0	0	0
	2023	-	-	-	-	1	-	1	1	1	-	-	-	0	↔	4
Probates/Wills & Trusts - Level 2	2024	4	3	5	-	-	-	-	-	-	-	-	-	12	-25%	12
	2023	5	3	8	3	6	7	5	1	1	1	9	1	16	▼	50
Protective Orders	2024	-	1	-	-	-	-	-	-	-	-	-	-	1	1	1
	2023	-	-	-	-	1	-	-	2	1	2	-	1	0	↔	7
Uncontested Divorce	2024	16	16	12	-	-	-	-	-	-	-	-	-	44	-31%	44
	2023	19	24	21	14	12	20	20	15	20	11	24	10	64	▼	210

This report reflects data in the case management system. Numbers will update accordingly as reports are refreshed and posted.

Dashboard	Monthly Filings Summary	Jan --- Mar Filings
<p>Court: Page Circuit Start/End Date: Jan-23 / Mar-24 2023 Average Month: 236 Jan-Mar 2023: 889 Filings Trending: ▼</p>	<p>Circuit/Court ID: 26 226139 Type of Case: Filings 2024 Average Month: 215 Jan-Mar 2024 : 644 Overall AVG. Month: 232</p>	

Filings by Division																
Divisions		Jan	Feb	Mar	Apr	May	Jun	Jul	Aug	Sep	Oct	Nov	Dec	Thru Mar	% Change	Total
Total	2024	190	171	283	-	-	-	-	-	-	-	-	-	644	-28%	644
	2023	308	374	207	198	175	255	231	212	215	220	184	251	889	▼	2,830
Civil	2024	16	13	18	-	-	-	-	-	-	-	-	-	47	-8%	47
	2023	14	17	20	14	13	11	22	35	30	22	20	14	51	▼	232
Criminal	2024	124	87	208	-	-	-	-	-	-	-	-	-	419	-27%	419
	2023	200	270	102	127	109	191	162	121	143	125	114	184	572	▼	1,848
Concealed Handgun Permits	2024	38	54	42	-	-	-	-	-	-	-	-	-	134	-39%	134
	2023	79	78	64	44	41	43	30	39	31	56	36	39	221	▼	580
Miscellaneous/ Other	2024	12	16	15	-	-	-	-	-	-	-	-	-	43	-4%	43
	2023	15	9	21	13	12	10	17	17	11	17	14	14	45	▼	170
Others	2024	-	1	-	-	-	-	-	-	-	-	-	-	1	1	1
	2023	-	-	-	-	-	-	-	-	-	-	-	-	0	↔	0

Filings by Case Category																
Case Categories		Jan	Feb	Mar	Apr	May	Jun	Jul	Aug	Sep	Oct	Nov	Dec	Thru Mar	% Change	Total
Administrative Law	2024	-	-	-	-	-	-	-	-	-	-	-	-	0	0	0
	2023	-	-	-	-	-	-	-	-	-	-	-	1	0	↔	1
Contested Divorce	2024	2	2	2	-	-	-	-	-	-	-	-	-	6	-25%	6
	2023	2	2	4	3	2	2	5	3	3	4	2	-	8	▼	32
Domestic and Family - Level 1	2024	1	2	2	-	-	-	-	-	-	-	-	-	5	-29%	5
	2023	2	2	3	-	-	2	8	4	5	1	1	1	7	▼	29
Domestic and Family - Level 2	2024	3	1	2	-	-	-	-	-	-	-	-	-	6	100%	6
	2023	-	1	2	-	1	2	2	9	2	8	9	4	3	▲	40
Felonies and Related Matters	2024	92	54	162	-	-	-	-	-	-	-	-	-	308	-19%	308
	2023	113	212	53	57	78	95	117	81	85	82	78	112	378	▼	1,163
General Civil - Level 1	2024	-	-	-	-	-	-	-	-	-	-	-	-	0	-100%	0
	2023	-	1	-	-	1	-	-	-	-	-	-	-	1	▼	2
General Civil - Level 2	2024	4	3	5	-	-	-	-	-	-	-	-	-	12	50%	12
	2023	4	3	1	3	3	4	-	2	4	2	3	2	8	▲	31
General Civil - Level 3	2024	3	3	2	-	-	-	-	-	-	-	-	-	8	60%	8
	2023	2	3	-	1	1	-	3	9	10	-	1	8	5	▲	38
Miscellaneous Civil	2024	47	66	54	-	-	-	-	-	-	-	-	-	167	-36%	167
	2023	91	86	84	56	50	50	47	50	41	73	49	50	261	▼	727
Misdemeanor	2024	33	33	44	-	-	-	-	-	-	-	-	-	110	-37%	110
	2023	87	51	36	49	25	92	36	36	44	38	29	72	174	▼	595
Other	2024	-	1	-	-	-	-	-	-	-	-	-	-	1	1	1
	2023	-	-	-	-	-	-	-	-	1	1	-	-	0	↔	2
Other Criminally Related Matters	2024	-	-	4	-	-	-	-	-	-	-	-	-	4	-81%	4
	2023	-	8	13	21	6	4	9	7	14	5	9	-	21	▼	96
Probates/Wills & Trusts - Level 2	2024	-	-	1	-	-	-	-	-	-	-	-	-	1	0%	1
	2023	-	-	1	1	-	2	1	-	1	1	-	-	1	↔	7
Protective Orders	2024	-	1	1	-	-	-	-	-	-	-	-	-	2	2	2
	2023	-	-	-	-	1	-	-	-	-	-	-	-	0	↔	1
Uncontested Divorce	2024	5	5	4	-	-	-	-	-	-	-	-	-	14	-36%	14
	2023	7	5	10	7	7	2	3	11	5	5	3	1	22	▼	66

This report reflects data in the case management system. Numbers will update accordingly as reports are refreshed and posted.

CPSS-CCMS-10.01 CASELOAD STATISTICS OF THE CIRCUIT COURTS

Rockingham

January 2023 -- March 2024 Filings

Alexandria and Fairfax Circuit are not Included in State Totals

Dashboard		Monthly Filings Summary		Jan --- Mar Filings	
Court: Rockingham Circuit	Circuit/Court ID: 26 226165				
Start/End Date: Jan-23 / Mar-24	Type of Case: Filings				
2023 Average Month: 716	2024 Average Month: 745				
Jan-Mar 2023: 2,342	Jan-Mar 2024 : 2,234				
Filings Trending: ▼	Overall AVG. Month: 721				

Filings by Division																
Divisions		Jan	Feb	Mar	Apr	May	Jun	Jul	Aug	Sep	Oct	Nov	Dec	Thru Mar	% Change	Total
Total	2024	747	743	744	-	-	-	-	-	-	-	-	-	2,234	-5%	2,234
	2023	757	700	885	657	690	723	606	749	633	775	590	823	2,342	▼	8,588
Civil	2024	78	61	83	-	-	-	-	-	-	-	-	-	222	-5%	222
	2023	54	73	107	66	66	66	61	62	68	56	43	69	234	▼	791
Criminal	2024	299	282	282	-	-	-	-	-	-	-	-	-	863	7%	863
	2023	274	239	292	234	282	363	228	303	298	373	254	244	805	▲	3,384
Concealed Handgun Permits	2024	202	180	199	-	-	-	-	-	-	-	-	-	581	-20%	581
	2023	236	219	268	188	183	143	170	173	131	176	156	147	723	▼	2,190
Miscellaneous/ Other	2024	168	220	180	-	-	-	-	-	-	-	-	-	568	-2%	568
	2023	192	169	218	169	158	151	147	211	136	170	137	363	579	▼	2,221
Others	2024	-	-	-	-	-	-	-	-	-	-	-	-	0	-100%	0
	2023	1	-	-	-	1	-	-	-	-	-	-	-	1	▼	2

Filings by Case Category																
Case Categories		Jan	Feb	Mar	Apr	May	Jun	Jul	Aug	Sep	Oct	Nov	Dec	Thru Mar	% Change	Total
Administrative Law	2024	1	-	-	-	-	-	-	-	-	-	-	-	1	0%	1
	2023	-	-	1	-	1	1	1	-	2	-	-	-	1	↔	6
Capital Murder	2024	2	-	-	-	-	-	-	-	-	-	-	-	2	2	2
	2023	-	-	-	-	-	-	-	-	1	4	-	-	0	↔	5
Contested Divorce	2024	7	16	10	-	-	-	-	-	-	-	-	-	33	6%	33
	2023	10	14	7	11	12	8	6	7	14	9	10	9	31	▲	117
Domestic and Family - Level 1	2024	27	8	17	-	-	-	-	-	-	-	-	-	52	-5%	52
	2023	8	6	41	12	-	7	10	4	5	4	1	9	55	▼	107
Domestic and Family - Level 2	2024	1	2	6	-	-	-	-	-	-	-	-	-	9	0%	9
	2023	4	1	4	5	11	7	2	5	3	2	4	11	9	↔	59
Felonies and Related Matters	2024	225	221	228	-	-	-	-	-	-	-	-	-	674	10%	674
	2023	207	166	242	177	217	273	171	226	224	292	184	178	615	▲	2,557
General Civil - Level 1	2024	1	1	2	-	-	-	-	-	-	-	-	-	4	100%	4
	2023	-	-	2	-	4	1	-	-	-	-	-	1	2	▲	8
General Civil - Level 2	2024	9	15	26	-	-	-	-	-	-	-	-	-	50	22%	50
	2023	9	18	14	15	13	19	7	7	8	14	7	13	41	▲	144
General Civil - Level 3	2024	10	5	5	-	-	-	-	-	-	-	-	-	20	0%	20
	2023	6	5	9	10	3	7	10	12	3	7	10	13	20	↔	95
Miscellaneous Civil	2024	246	232	258	-	-	-	-	-	-	-	-	-	736	-19%	736
	2023	285	266	353	237	232	189	220	239	173	240	198	186	904	▼	2,818
Misdemeanor	2024	65	55	48	-	-	-	-	-	-	-	-	-	168	-1%	168
	2023	59	66	44	50	53	80	54	68	58	69	50	56	169	▼	707
Other	2024	119	160	110	-	-	-	-	-	-	-	-	-	389	2%	389
	2023	139	116	127	111	101	95	96	142	95	100	88	319	382	▲	1,529
Other Criminally Related Matters	2024	8	6	6	-	-	-	-	-	-	-	-	-	20	-5%	20
	2023	8	7	6	7	12	10	3	9	15	8	20	13	21	▼	118
Probates/Wills & Trusts - Level 1	2024	1	-	-	-	-	-	-	-	-	-	-	-	1	1	1
	2023	-	-	-	-	-	-	-	-	-	-	-	-	0	↔	0
Probates/Wills & Trusts - Level 2	2024	4	3	2	-	-	-	-	-	-	-	-	-	9	-25%	9
	2023	5	5	2	5	4	1	-	2	6	4	2	-	12	▼	36
Protective Orders	2024	-	-	-	-	-	-	-	-	-	-	-	-	0	-100%	0
	2023	-	4	6	-	1	1	3	3	-	2	-	2	10	▼	22
Uncontested Divorce	2024	21	19	26	-	-	-	-	-	-	-	-	-	66	-6%	66
	2023	17	26	27	17	26	24	23	25	26	20	16	13	70	▼	260

This report reflects data in the case management system. Numbers will update accordingly as reports are refreshed and posted.

CPSS-CCMS-10.01 CASELOAD STATISTICS OF THE CIRCUIT COURTS

Shenandoah

January 2023 -- March 2024 Filings

Alexandria and Fairfax Circuit are not Included in State Totals

Dashboard		Monthly Filings Summary		Jan --- Mar Filings	
Court: Shenandoah Circuit	Circuit/Court ID: 26 226171				
Start/End Date: Jan-23 / Mar-24	Type of Case: Filings				
2023 Average Month: 315	2024 Average Month: 290				
Jan-Mar 2023: 820	Jan-Mar 2024 : 871				
Filings Trending: ▲	Overall AVG. Month: 310				

Filings by Division																
Divisions		Jan	Feb	Mar	Apr	May	Jun	Jul	Aug	Sep	Oct	Nov	Dec	Thru Mar	% Change	Total
Total	2024	272	287	312	-	-	-	-	-	-	-	-	-	871	6%	871
	2023	254	249	317	294	308	414	338	370	271	310	271	379	820	▲	3,775
Civil	2024	20	31	30	-	-	-	-	-	-	-	-	-	81	21%	81
	2023	28	15	24	16	33	16	34	23	21	32	35	16	67	▲	293
Criminal	2024	51	90	103	-	-	-	-	-	-	-	-	-	244	19%	244
	2023	49	79	77	96	137	231	149	88	96	112	120	101	205	▲	1,335
Concealed Handgun Permits	2024	102	91	93	-	-	-	-	-	-	-	-	-	286	-30%	286
	2023	135	114	161	108	99	118	79	80	77	114	69	78	410	▼	1,232
Miscellaneous/ Other	2024	94	66	84	-	-	-	-	-	-	-	-	-	244	77%	244
	2023	42	41	55	74	39	49	70	175	75	50	47	178	138	▲	895
Others	2024	5	9	2	-	-	-	-	-	-	-	-	-	16	16	16
	2023	-	-	-	-	-	-	6	4	2	2	-	6	0	↔	20

Filings by Case Category																
Case Categories		Jan	Feb	Mar	Apr	May	Jun	Jul	Aug	Sep	Oct	Nov	Dec	Thru Mar	% Change	Total
Administrative Law	2024	-	-	1	-	-	-	-	-	-	-	-	-	1	1	1
	2023	-	-	-	-	-	-	-	-	-	-	1	-	0	↔	1
Contested Divorce	2024	1	1	4	-	-	-	-	-	-	-	-	-	6	-45%	6
	2023	1	6	4	4	2	3	2	5	1	4	3	3	11	▼	38
Domestic and Family - Level 1	2024	3	10	5	-	-	-	-	-	-	-	-	-	18	38%	18
	2023	7	2	4	1	9	3	14	8	2	1	7	4	13	▲	62
Domestic and Family - Level 2	2024	-	1	-	-	-	-	-	-	-	-	-	-	1	-50%	1
	2023	-	2	-	1	4	-	6	3	1	-	1	-	2	▼	18
Felonies and Related Matters	2024	29	59	36	-	-	-	-	-	-	-	-	-	124	-25%	124
	2023	40	65	61	60	115	108	99	70	83	86	96	38	166	▼	921
General Civil - Level 1	2024	-	-	-	-	-	-	-	-	-	-	-	-	0	0	0
	2023	-	-	-	-	-	-	-	-	-	1	1	-	0	↔	2
General Civil - Level 2	2024	6	4	7	-	-	-	-	-	-	-	-	-	17	70%	17
	2023	4	1	5	3	6	7	5	4	4	11	10	4	10	▲	64
General Civil - Level 3	2024	3	1	2	-	-	-	-	-	-	-	-	-	6	100%	6
	2023	-	1	2	1	1	2	2	2	1	1	1	4	3	▲	18
Miscellaneous Civil	2024	124	118	112	-	-	-	-	-	-	-	-	-	354	-25%	354
	2023	148	139	188	127	112	134	102	102	95	131	89	100	475	▼	1,467
Misdemeanor	2024	22	22	53	-	-	-	-	-	-	-	-	-	97	213%	97
	2023	8	13	10	23	28	120	45	17	13	21	21	59	31	▲	378
Other	2024	77	49	67	-	-	-	-	-	-	-	-	-	193	176%	193
	2023	28	16	26	56	24	31	49	152	59	37	26	161	70	▲	665
Other Criminally Related Matters	2024	-	9	14	-	-	-	-	-	-	-	-	-	23	188%	23
	2023	1	1	6	14	1	3	5	2	-	5	3	4	8	▲	45
Probates/Wills & Trusts - Level 1	2024	-	-	-	-	-	-	-	-	-	-	-	-	0	-100%	0
	2023	-	-	1	-	1	-	-	-	2	-	1	-	1	▼	5
Probates/Wills & Trusts - Level 2	2024	1	5	1	-	-	-	-	-	-	-	-	-	7	75%	7
	2023	2	-	2	-	-	-	1	2	1	1	-	-	4	▲	9
Protective Orders	2024	-	-	-	-	-	-	-	-	-	-	-	-	0	0	0
	2023	-	-	-	-	-	-	-	-	-	-	1	-	0	↔	1
Uncontested Divorce	2024	6	8	10	-	-	-	-	-	-	-	-	-	24	-8%	24
	2023	15	3	8	4	5	3	8	3	9	11	10	2	26	▼	81

This report reflects data in the case management system. Numbers will update accordingly as reports are refreshed and posted.

Dashboard		Monthly Filings Summary		Jan --- Mar Filings	
Court: Warren Circuit	Circuit/Court ID: 26 226187	<p>Jan 23 - Mar 24</p>		<p>950 (2024) vs 1,090 (2023)</p>	
Start/End Date: Jan-23 / Mar-24	Type of Case: Filings				
2023 Average Month: 322	2024 Average Month: 317				
Jan-Mar 2023: 1,090	Jan-Mar 2024 : 950				
Filings Trending: ▼	Overall AVG. Month: 321				

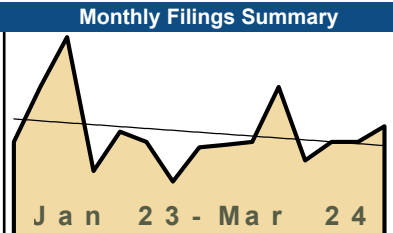
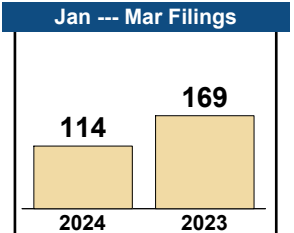
Filings by Division																
Divisions		Jan	Feb	Mar	Apr	May	Jun	Jul	Aug	Sep	Oct	Nov	Dec	Thru Mar	% Change	Total
Total	2024	351	311	288	-	-	-	-	-	-	-	-	-	950	-13%	950
	2023	340	324	426	302	305	267	337	312	256	306	323	370	1,090	▼	3,868
Civil	2024	28	35	26	-	-	-	-	-	-	-	-	-	89	41%	89
	2023	20	27	16	55	33	28	34	37	26	24	35	33	63	▲	368
Criminal	2024	162	118	104	-	-	-	-	-	-	-	-	-	384	-17%	384
	2023	142	159	163	108	139	111	154	145	91	116	132	134	464	▼	1,594
Concealed Handgun Permits	2024	85	81	87	-	-	-	-	-	-	-	-	-	253	-20%	253
	2023	123	84	109	82	64	65	83	62	69	78	80	54	316	▼	953
Miscellaneous/ Other	2024	73	77	71	-	-	-	-	-	-	-	-	-	221	-11%	221
	2023	55	54	138	57	69	63	65	66	70	87	76	149	247	▼	949
Others	2024	3	-	-	-	-	-	-	-	-	-	-	-	3	3	3
	2023	-	-	-	-	-	-	1	2	-	1	-	-	0	↔	4

Filings by Case Category																
Case Categories		Jan	Feb	Mar	Apr	May	Jun	Jul	Aug	Sep	Oct	Nov	Dec	Thru Mar	% Change	Total
Administrative Law	2024	1	-	-	-	-	-	-	-	-	-	-	-	1	-50%	1
	2023	1	-	1	-	-	-	-	-	-	-	-	-	2	▼	2
Contested Divorce	2024	-	3	4	-	-	-	-	-	-	-	-	-	7	133%	7
	2023	-	2	1	4	6	5	1	2	2	1	3	3	3	▲	30
Domestic and Family - Level 1	2024	2	15	-	-	-	-	-	-	-	-	-	-	17	183%	17
	2023	3	3	-	17	6	3	14	7	3	11	20	3	6	▲	90
Domestic and Family - Level 2	2024	2	1	1	-	-	-	-	-	-	-	-	-	4	0%	4
	2023	-	1	3	13	1	2	4	-	1	1	-	3	4	↔	29
Felonies and Related Matters	2024	126	90	70	-	-	-	-	-	-	-	-	-	286	-12%	286
	2023	99	107	119	88	92	78	131	97	69	78	101	102	325	▼	1,161
General Civil - Level 1	2024	1	-	-	-	-	-	-	-	-	-	-	-	1	0%	1
	2023	-	1	-	-	-	-	-	1	-	-	-	1	1	↔	3
General Civil - Level 2	2024	7	5	6	-	-	-	-	-	-	-	-	-	18	125%	18
	2023	3	4	1	2	8	7	2	6	8	3	6	9	8	▲	59
General Civil - Level 3	2024	3	3	4	-	-	-	-	-	-	-	-	-	10	67%	10
	2023	2	3	1	4	1	-	-	2	-	1	2	8	6	▲	24
Miscellaneous Civil	2024	107	104	114	-	-	-	-	-	-	-	-	-	325	-17%	325
	2023	143	107	140	105	82	88	102	89	98	104	98	69	390	▼	1,225
Misdemeanor	2024	28	26	26	-	-	-	-	-	-	-	-	-	80	-29%	80
	2023	33	40	39	17	33	15	23	33	20	31	25	29	112	▼	338
Other	2024	56	50	43	-	-	-	-	-	-	-	-	-	149	-13%	149
	2023	33	32	106	31	49	44	46	41	43	61	56	134	171	▼	676
Other Criminally Related Matters	2024	8	2	8	-	-	-	-	-	-	-	-	-	18	-33%	18
	2023	10	12	5	3	14	18	1	15	3	7	7	3	27	▼	98
Probates/Wills & Trusts - Level 1	2024	-	1	1	-	-	-	-	-	-	-	-	-	2	2	2
	2023	-	-	-	-	-	-	-	-	-	-	-	-	0	↔	0
Probates/Wills & Trusts - Level 2	2024	3	1	2	-	-	-	-	-	-	-	-	-	6	-33%	6
	2023	5	2	2	2	3	1	1	2	1	2	1	1	9	▼	23
Uncontested Divorce	2024	7	10	9	-	-	-	-	-	-	-	-	-	26	0%	26
	2023	8	10	8	16	10	6	12	17	8	6	4	5	26	↔	110

Dashboard		Monthly Filings Summary		Jan --- Mar Filings							
<p>Court: Winchester Circuit Start/End Date: Jan-23 / Mar-24 2023 Average Month: 188 Jan-Mar 2023: 576 Filings Trending: ↔</p>	<p>Circuit/Court ID: 26 226840 Type of Case: Filings 2024 Average Month: 189 Jan-Mar 2024 : 567 Overall AVG. Month: 188</p>	<p style="text-align: center; font-weight: bold; font-size: 1.2em;">Jan 23 - Mar 24</p>		<table style="margin: auto;"> <tr> <td style="text-align: center; width: 50px;">567</td> <td style="text-align: center; width: 50px;">576</td> </tr> <tr> <td style="text-align: center; width: 50px;"></td> <td style="text-align: center; width: 50px;"></td> </tr> <tr> <td style="text-align: center; width: 50px;">2024</td> <td style="text-align: center; width: 50px;">2023</td> </tr> </table>		567	576			2024	2023
567	576										
2024	2023										

Filings by Division																
Divisions		Jan	Feb	Mar	Apr	May	Jun	Jul	Aug	Sep	Oct	Nov	Dec	Thru Mar	% Change	Total
Total	2024	185	194	188	-	-	-	-	-	-	-	-	-	567	-2%	567
	2023	228	156	192	161	203	180	152	222	222	166	227	145	576	▼	2,254
Civil	2024	12	19	16	-	-	-	-	-	-	-	-	-	47	-41%	47
	2023	38	24	17	18	21	27	16	34	30	21	20	19	79	▼	285
Criminal	2024	105	109	118	-	-	-	-	-	-	-	-	-	332	4%	332
	2023	123	80	116	90	119	94	95	130	147	95	148	81	319	▲	1,318
Concealed Handgun Permits	2024	26	23	22	-	-	-	-	-	-	-	-	-	71	-21%	71
	2023	42	23	25	27	18	18	13	18	17	22	22	12	90	▼	257
Miscellaneous/ Other	2024	42	42	32	-	-	-	-	-	-	-	-	-	116	36%	116
	2023	24	29	32	26	44	40	26	38	28	27	36	32	85	▲	382
Others	2024	-	1	-	-	-	-	-	-	-	-	-	-	1	-67%	1
	2023	1	-	2	-	-	1	1	2	2	-	1	1	3	▼	12

Filings by Case Category																
Case Categories		Jan	Feb	Mar	Apr	May	Jun	Jul	Aug	Sep	Oct	Nov	Dec	Thru Mar	% Change	Total
Contested Divorce	2024	2	1	1	-	-	-	-	-	-	-	-	-	4	-43%	4
	2023	3	1	3	4	3	2	1	3	2	2	4	2	7	▼	30
Domestic and Family - Level 1	2024	1	4	4	-	-	-	-	-	-	-	-	-	9	-69%	9
	2023	17	9	3	-	3	9	-	5	12	8	1	1	29	▼	68
Domestic and Family - Level 2	2024	-	2	-	-	-	-	-	-	-	-	-	-	2	-78%	2
	2023	4	4	1	4	1	2	1	5	1	2	1	-	9	▼	26
Felonies and Related Matters	2024	73	81	75	-	-	-	-	-	-	-	-	-	229	-7%	229
	2023	93	61	93	64	98	80	77	103	115	78	114	73	247	▼	1,049
General Civil - Level 1	2024	-	1	-	-	-	-	-	-	-	-	-	-	1	-80%	1
	2023	2	-	3	-	1	-	-	1	1	1	2	-	5	▼	11
General Civil - Level 2	2024	4	3	3	-	-	-	-	-	-	-	-	-	10	-9%	10
	2023	2	7	2	3	4	6	3	6	4	1	2	8	11	▼	48
General Civil - Level 3	2024	1	1	1	-	-	-	-	-	-	-	-	-	3	-25%	3
	2023	3	-	1	2	1	1	-	1	3	-	2	4	4	▼	18
Miscellaneous Civil	2024	42	38	36	-	-	-	-	-	-	-	-	-	116	-3%	116
	2023	52	33	35	40	30	33	24	32	28	30	35	23	120	▼	395
Misdemeanor	2024	26	21	36	-	-	-	-	-	-	-	-	-	83	36%	83
	2023	27	13	21	22	18	14	14	20	29	17	29	5	61	▲	229
Other	2024	26	27	18	-	-	-	-	-	-	-	-	-	71	29%	71
	2023	14	17	24	13	33	27	17	26	18	20	25	20	55	▲	254
Other Criminally Related Matters	2024	6	7	7	-	-	-	-	-	-	-	-	-	20	82%	20
	2023	3	6	2	4	3	-	4	7	3	1	5	3	11	▲	41
Probates/Wills & Trusts - Level 2	2024	1	2	1	-	-	-	-	-	-	-	-	-	4	-64%	4
	2023	4	5	2	2	-	-	3	1	1	3	1	2	11	▼	24
Protective Orders	2024	1	-	-	-	-	-	-	-	-	-	-	-	1	1	1
	2023	-	-	-	-	-	1	-	-	-	-	2	-	0	↔	3
Uncontested Divorce	2024	2	6	6	-	-	-	-	-	-	-	-	-	14	133%	14
	2023	4	-	2	3	8	5	8	12	5	3	4	4	6	▲	58

Dashboard		Monthly Filings Summary		Jan --- Mar Filings	
Court: Bland Circuit	Circuit/Court ID: 27 227021				
Start/End Date: Jan-23 / Mar-24	Type of Case: Filings				
2023 Average Month: 40	2024 Average Month: 38				
Jan-Mar 2023: 169	Jan-Mar 2024 : 114				
Filings Trending: ▼	Overall AVG. Month: 40				

Filings by Division																
Divisions		Jan	Feb	Mar	Apr	May	Jun	Jul	Aug	Sep	Oct	Nov	Dec	Thru Mar	% Change	Total
Total	2024	36	36	42	-	-	-	-	-	-	-	-	-	114	-33%	114
	2023	36	57	76	25	40	36	21	34	35	36	57	29	169	▼	482
Civil	2024	7	3	1	-	-	-	-	-	-	-	-	-	11	0%	11
	2023	4	2	5	1	-	6	4	3	5	4	8	2	11	↔	44
Criminal	2024	10	9	3	-	-	-	-	-	-	-	-	-	22	-39%	22
	2023	8	10	18	-	6	4	5	14	9	8	19	13	36	▼	114
Concealed Handgun Permits	2024	14	24	33	-	-	-	-	-	-	-	-	-	71	-32%	71
	2023	22	36	47	23	27	20	9	16	19	23	24	14	105	▼	280
Miscellaneous/ Other	2024	5	-	5	-	-	-	-	-	-	-	-	-	10	-41%	10
	2023	2	9	6	1	7	6	3	1	2	1	6	-	17	▼	44

Filings by Case Category																
Case Categories		Jan	Feb	Mar	Apr	May	Jun	Jul	Aug	Sep	Oct	Nov	Dec	Thru Mar	% Change	Total
Capital Murder	2024	-	-	-	-	-	-	-	-	-	-	-	-	0	0	0
	2023	-	-	-	-	-	-	-	-	-	-	1	-	0	↔	1
Contested Divorce	2024	-	1	-	-	-	-	-	-	-	-	-	-	1	1	1
	2023	-	-	-	-	-	3	2	-	1	-	-	-	0	↔	6
Domestic and Family - Level 1	2024	-	-	1	-	-	-	-	-	-	-	-	-	1	-75%	1
	2023	-	-	4	-	-	-	2	-	-	-	-	-	4	▼	6
Domestic and Family - Level 2	2024	1	-	-	-	-	-	-	-	-	-	-	-	1	-50%	1
	2023	2	-	-	-	-	1	-	1	-	2	-	-	2	▼	6
Felonies and Related Matters	2024	10	6	2	-	-	-	-	-	-	-	-	-	18	-42%	18
	2023	8	5	18	-	5	4	5	12	7	6	14	11	31	▼	95
General Civil - Level 2	2024	2	-	-	-	-	-	-	-	-	-	-	-	2	-67%	2
	2023	-	5	1	-	1	2	-	1	-	1	1	1	6	▼	13
General Civil - Level 3	2024	2	-	-	-	-	-	-	-	-	-	-	-	2	0%	2
	2023	2	-	-	-	-	-	-	1	-	1	1	-	2	↔	5
Miscellaneous Civil	2024	19	24	38	-	-	-	-	-	-	-	-	-	81	-31%	81
	2023	24	41	52	24	33	25	11	17	21	24	30	14	117	▼	316
Misdemeanor	2024	-	3	1	-	-	-	-	-	-	-	-	-	4	-20%	4
	2023	-	5	-	-	-	-	-	1	2	1	4	1	5	▼	14
Other Criminally Related Matters	2024	-	-	-	-	-	-	-	-	-	-	-	-	0	0	0
	2023	-	-	-	-	1	-	-	1	-	1	-	1	0	↔	4
Probates/Wills & Trusts - Level 2	2024	-	1	-	-	-	-	-	-	-	-	-	-	1	1	1
	2023	-	-	-	1	-	-	1	-	-	-	1	-	0	↔	3
Uncontested Divorce	2024	2	1	-	-	-	-	-	-	-	-	-	-	3	50%	3
	2023	-	1	1	-	-	1	-	-	4	-	5	1	2	▲	13

CPSS-CCMS-10.01 CASELOAD STATISTICS OF THE CIRCUIT COURTS

Carroll

January 2023 -- March 2024 Filings

Alexandria and Fairfax Circuit are not Included in State Totals

Dashboard	Monthly Filings Summary	Jan --- Mar Filings
<p>Court: Carroll Circuit Start/End Date: Jan-23 / Mar-24 2023 Average Month: 290 Jan-Mar 2023: 1,044 Filings Trending: ▼</p>	<p>Circuit/Court ID: 27 227035 Type of Case: Filings 2024 Average Month: 311 Jan-Mar 2024 : 934 Overall AVG. Month: 294</p> <p style="text-align: center;">Jan 23 - Mar 24</p>	<p>934 1,044</p> <p>2024 2023</p>

Filings by Division																
Divisions		Jan	Feb	Mar	Apr	May	Jun	Jul	Aug	Sep	Oct	Nov	Dec	Thru Mar	% Change	Total
Total	2024	267	365	302	-	-	-	-	-	-	-	-	-	934	-11%	934
	2023	397	257	390	315	277	343	199	271	275	251	178	326	1,044	▼	3,479
Civil	2024	19	24	26	-	-	-	-	-	-	-	-	-	69	-14%	69
	2023	32	18	30	37	28	26	28	17	21	33	19	18	80	▼	307
Criminal	2024	80	101	124	-	-	-	-	-	-	-	-	-	305	-20%	305
	2023	165	91	125	122	108	170	53	113	164	88	46	161	381	▼	1,406
Concealed Handgun Permits	2024	106	91	107	-	-	-	-	-	-	-	-	-	304	-30%	304
	2023	150	103	180	121	103	97	81	91	53	87	77	85	433	▼	1,228
Miscellaneous/ Other	2024	62	149	45	-	-	-	-	-	-	-	-	-	256	71%	256
	2023	50	45	55	35	38	48	37	50	37	43	36	61	150	▲	535
Others	2024	-	-	-	-	-	-	-	-	-	-	-	-	0	0	0
	2023	-	-	-	-	-	2	-	-	-	-	-	1	0	↔	3

Filings by Case Category																
Case Categories		Jan	Feb	Mar	Apr	May	Jun	Jul	Aug	Sep	Oct	Nov	Dec	Thru Mar	% Change	Total
Administrative Law	2024	-	-	-	-	-	-	-	-	-	-	-	-	0	0	0
	2023	-	-	-	-	-	-	-	-	1	-	-	-	0	↔	1
Capital Murder	2024	-	-	-	-	-	-	-	-	-	-	-	-	0	-100%	0
	2023	-	-	1	-	-	-	-	-	-	-	-	-	1	▼	1
Contested Divorce	2024	3	3	2	-	-	-	-	-	-	-	-	-	8	-27%	8
	2023	4	1	6	3	2	5	3	1	3	4	1	4	11	▼	37
Domestic and Family - Level 1	2024	1	1	13	-	-	-	-	-	-	-	-	-	15	-35%	15
	2023	12	4	7	2	1	1	1	2	3	8	6	4	23	▼	51
Domestic and Family - Level 2	2024	1	2	3	-	-	-	-	-	-	-	-	-	6	200%	6
	2023	2	-	8	1	7	-	1	-	-	6	1	2	2	▲	28
Felonies and Related Matters	2024	69	76	106	-	-	-	-	-	-	-	-	-	251	-23%	251
	2023	142	74	108	87	79	137	28	98	149	70	36	140	324	▼	1,148
General Civil - Level 1	2024	1	-	-	-	-	-	-	-	-	-	-	-	1	0%	1
	2023	1	-	-	-	1	-	2	1	-	1	1	-	1	↔	7
General Civil - Level 2	2024	3	2	-	-	-	-	-	-	-	-	-	-	5	-44%	5
	2023	2	3	4	6	10	2	8	6	1	6	2	2	9	▼	52
General Civil - Level 3	2024	3	5	2	-	-	-	-	-	-	-	-	-	10	233%	10
	2023	2	-	1	4	3	3	2	1	2	1	1	2	3	▲	22
Miscellaneous Civil	2024	114	112	126	-	-	-	-	-	-	-	-	-	352	-28%	352
	2023	171	113	205	137	109	115	95	104	66	101	93	94	489	▼	1,403
Misdemeanor	2024	4	17	9	-	-	-	-	-	-	-	-	-	30	-14%	30
	2023	10	12	13	11	16	16	7	12	3	14	6	4	35	▼	124
Other	2024	54	129	25	-	-	-	-	-	-	-	-	-	208	131%	208
	2023	28	34	28	20	33	31	22	35	24	30	21	53	90	▲	359
Other Criminally Related Matters	2024	7	8	9	-	-	-	-	-	-	-	-	-	24	-4%	24
	2023	13	6	6	24	13	18	18	3	12	4	5	17	25	▼	139
Probates/Wills & Trusts - Level 1	2024	1	-	-	-	-	-	-	-	-	-	-	-	1	-67%	1
	2023	1	2	-	-	-	-	-	-	1	-	-	-	3	▼	4
Probates/Wills & Trusts - Level 2	2024	1	4	2	-	-	-	-	-	-	-	-	-	7	17%	7
	2023	1	2	3	-	2	2	3	1	4	1	1	-	6	▲	20
Uncontested Divorce	2024	5	6	5	-	-	-	-	-	-	-	-	-	16	-27%	16
	2023	8	6	8	13	7	6	10	6	6	5	4	4	22	▼	83

This report reflects data in the case management system. Numbers will update accordingly as reports are refreshed and posted.

Dashboard		Monthly Filings Summary		Jan --- Mar Filings	
<p>Court: Floyd Circuit Start/End Date: Jan-23 / Mar-24 2023 Average Month: 94 Jan-Mar 2023: 380 Filings Trending: ▼</p>	<p>Circuit/Court ID: 27 227063 Type of Case: Filings 2024 Average Month: 108 Jan-Mar 2024 : 325 Overall AVG. Month: 97</p>	<p style="text-align: center; font-weight: bold; font-size: 1.2em;">Jan 23 - Mar 24</p>		<p style="text-align: center; font-weight: bold; font-size: 1.2em;">325 380</p> <p style="text-align: center;">2024 2023</p>	

Filings by Division																
Divisions		Jan	Feb	Mar	Apr	May	Jun	Jul	Aug	Sep	Oct	Nov	Dec	Thru Mar	% Change	Total
Total	2024	122	82	121	-	-	-	-	-	-	-	-	-	325	-14%	325
	2023	163	100	117	100	86	90	116	62	59	106	67	60	380	▼	1,126
Civil	2024	12	8	34	-	-	-	-	-	-	-	-	-	54	69%	54
	2023	11	11	10	17	11	15	13	12	4	5	12	10	32	▲	131
Criminal	2024	70	25	16	-	-	-	-	-	-	-	-	-	111	-21%	111
	2023	85	22	33	43	29	28	66	10	26	54	22	14	140	▼	432
Concealed Handgun Permits	2024	29	44	54	-	-	-	-	-	-	-	-	-	127	-24%	127
	2023	56	50	61	27	39	40	27	33	21	36	24	27	167	▼	441
Miscellaneous/ Other	2024	11	5	17	-	-	-	-	-	-	-	-	-	33	-20%	33
	2023	11	17	13	13	7	7	10	7	8	11	9	9	41	▼	122

Filings by Case Category																
Case Categories		Jan	Feb	Mar	Apr	May	Jun	Jul	Aug	Sep	Oct	Nov	Dec	Thru Mar	% Change	Total
Contested Divorce	2024	1	1	2	-	-	-	-	-	-	-	-	-	4	-20%	4
	2023	1	2	2	1	2	1	3	1	2	-	3	3	5	▼	21
Domestic and Family - Level 1	2024	6	2	19	-	-	-	-	-	-	-	-	-	27	238%	27
	2023	-	2	6	9	2	5	-	4	-	1	6	3	8	▲	38
Domestic and Family - Level 2	2024	-	1	3	-	-	-	-	-	-	-	-	-	4	300%	4
	2023	-	-	1	2	3	-	2	-	-	-	-	-	1	▲	8
Felonies and Related Matters	2024	59	13	11	-	-	-	-	-	-	-	-	-	83	-17%	83
	2023	61	13	26	33	11	16	53	6	18	31	11	9	100	▼	288
General Civil - Level 2	2024	1	-	2	-	-	-	-	-	-	-	-	-	3	-63%	3
	2023	2	4	2	1	2	2	4	2	-	1	1	1	8	▼	22
General Civil - Level 3	2024	-	1	2	-	-	-	-	-	-	-	-	-	3	50%	3
	2023	2	-	4	1	7	1	-	-	-	-	1	1	2	▲	17
Miscellaneous Civil	2024	40	49	71	-	-	-	-	-	-	-	-	-	160	-21%	160
	2023	67	64	72	37	44	46	36	40	29	47	29	35	203	▼	546
Misdemeanor	2024	10	12	5	-	-	-	-	-	-	-	-	-	27	-23%	27
	2023	23	7	5	10	18	12	13	4	5	22	10	4	35	▼	133
Other	2024	1	-	-	-	-	-	-	-	-	-	-	-	1	1	1
	2023	-	-	-	1	-	-	-	1	-	-	-	-	0	↔	2
Other Criminally Related Matters	2024	1	-	-	-	-	-	-	-	-	-	-	-	1	-80%	1
	2023	1	2	2	-	-	-	-	-	3	1	1	1	5	▼	11
Probates/Wills & Trusts - Level 1	2024	-	-	-	-	-	-	-	-	-	-	-	-	0	-100%	0
	2023	-	1	-	-	-	-	-	-	-	-	-	-	1	▼	1
Probates/Wills & Trusts - Level 2	2024	1	-	-	-	-	-	-	-	-	-	-	-	1	-50%	1
	2023	2	-	1	1	-	-	1	1	-	1	2	2	2	▼	10
Protective Orders	2024	-	1	-	-	-	-	-	-	-	-	-	-	1	-50%	1
	2023	1	1	-	-	-	-	-	-	-	-	-	-	2	▼	2
Uncontested Divorce	2024	2	2	6	-	-	-	-	-	-	-	-	-	10	25%	10
	2023	3	4	1	1	3	1	3	3	2	2	3	1	8	▲	27

Dashboard		Monthly Filings Summary		Jan --- Mar Filings	
<p>Court: Giles Circuit Start/End Date: Jan-23 / Mar-24 2023 Average Month: 151 Jan-Mar 2023: 455 Filings Trending: ▼</p>	<p>Circuit/Court ID: 27 227071 Type of Case: Filings 2024 Average Month: 122 Jan-Mar 2024 : 365 Overall AVG. Month: 145</p>	<p>Jan 23 - Mar 24</p>		<p>365 (2024) vs 455 (2023)</p>	

Filings by Division																
Divisions		Jan	Feb	Mar	Apr	May	Jun	Jul	Aug	Sep	Oct	Nov	Dec	Thru Mar	% Change	Total
Total	2024	141	120	104	-	-	-	-	-	-	-	-	-	365	-20%	365
	2023	192	108	155	175	114	129	171	143	131	174	167	147	455	▼	1,806
Civil	2024	19	22	14	-	-	-	-	-	-	-	-	-	55	62%	55
	2023	6	12	16	15	25	13	18	22	31	21	12	8	34	▲	199
Criminal	2024	48	31	31	-	-	-	-	-	-	-	-	-	110	-16%	110
	2023	89	9	33	78	29	51	71	45	44	76	98	19	131	▼	642
Concealed Handgun Permits	2024	30	43	33	-	-	-	-	-	-	-	-	-	106	-47%	106
	2023	75	51	75	60	36	36	48	39	30	39	35	31	201	▼	555
Miscellaneous/ Other	2024	43	24	26	-	-	-	-	-	-	-	-	-	93	7%	93
	2023	22	35	30	22	24	28	34	36	26	36	22	89	87	▲	404
Others	2024	1	-	-	-	-	-	-	-	-	-	-	-	1	-50%	1
	2023	-	1	1	-	-	-	1	-	1	-	-	-	2	▼	6

Filings by Case Category																
Case Categories		Jan	Feb	Mar	Apr	May	Jun	Jul	Aug	Sep	Oct	Nov	Dec	Thru Mar	% Change	Total
Administrative Law	2024	-	-	-	-	-	-	-	-	-	-	-	-	0	0	0
	2023	-	-	-	-	-	-	-	1	-	-	-	-	0	↔	1
Contested Divorce	2024	3	1	2	-	-	-	-	-	-	-	-	-	6	-25%	6
	2023	2	4	2	3	4	-	-	-	1	1	1	1	8	▼	19
Domestic and Family - Level 1	2024	9	12	1	-	-	-	-	-	-	-	-	-	22	340%	22
	2023	1	-	4	1	14	6	12	12	26	7	5	1	5	▲	89
Domestic and Family - Level 2	2024	2	-	1	-	-	-	-	-	-	-	-	-	3	200%	3
	2023	-	-	1	-	-	2	1	2	1	1	-	1	1	▲	9
Felonies and Related Matters	2024	39	12	20	-	-	-	-	-	-	-	-	-	71	1%	71
	2023	49	5	16	53	18	34	49	26	23	51	72	9	70	▲	405
General Civil - Level 1	2024	-	1	-	-	-	-	-	-	-	-	-	-	1	1	1
	2023	-	-	-	-	-	-	-	-	1	1	2	-	0	↔	4
General Civil - Level 2	2024	-	1	2	-	-	-	-	-	-	-	-	-	3	-50%	3
	2023	-	4	2	4	1	-	1	1	2	2	1	-	6	▼	18
General Civil - Level 3	2024	1	5	-	-	-	-	-	-	-	-	-	-	6	50%	6
	2023	1	2	1	1	2	2	1	2	1	2	-	2	4	▲	17
Miscellaneous Civil	2024	37	49	43	-	-	-	-	-	-	-	-	-	129	-43%	129
	2023	78	64	86	66	40	40	59	50	40	51	40	38	228	▼	652
Misdemeanor	2024	9	15	9	-	-	-	-	-	-	-	-	-	33	-43%	33
	2023	38	3	17	22	10	17	21	16	19	25	22	8	58	▼	218
Other	2024	36	16	18	-	-	-	-	-	-	-	-	-	70	19%	70
	2023	19	20	20	16	19	23	21	25	14	27	16	82	59	▲	302
Other Criminally Related Matters	2024	-	4	2	-	-	-	-	-	-	-	-	-	6	100%	6
	2023	2	1	-	3	1	-	1	3	2	1	4	2	3	▲	20
Probates/Wills & Trusts - Level 2	2024	1	1	-	-	-	-	-	-	-	-	-	-	2	-60%	2
	2023	2	1	2	1	-	1	1	2	-	4	2	-	5	▼	16
Protective Orders	2024	-	-	-	-	-	-	-	-	-	-	-	-	0	0	0
	2023	-	-	-	-	1	-	-	-	-	-	-	-	0	↔	1
Uncontested Divorce	2024	4	3	6	-	-	-	-	-	-	-	-	-	13	63%	13
	2023	-	4	4	5	4	4	4	4	3	1	1	2	3	8	▲

This report reflects data in the case management system. Numbers will update accordingly as reports are refreshed and posted.

Dashboard		Monthly Filings Summary		Jan --- Mar Filings	
<p>Court: Grayson Circuit Start/End Date: Jan-23 / Mar-24 2023 Average Month: 176 Jan-Mar 2023: 660 Filings Trending: ▼</p>	<p>Circuit/Court ID: 27 227077 Type of Case: Filings 2024 Average Month: 156 Jan-Mar 2024 : 468 Overall AVG. Month: 172</p>				

Filings by Division																
Divisions		Jan	Feb	Mar	Apr	May	Jun	Jul	Aug	Sep	Oct	Nov	Dec	Thru Mar	% Change	Total
Total	2024	159	177	132	-	-	-	-	-	-	-	-	-	468	-29%	468
	2023	250	166	244	180	169	176	194	130	113	228	135	127	660	▼	2,112
Civil	2024	19	21	17	-	-	-	-	-	-	-	-	-	57	-11%	57
	2023	12	17	35	24	24	34	19	17	26	31	19	17	64	▼	275
Criminal	2024	60	78	50	-	-	-	-	-	-	-	-	-	188	-25%	188
	2023	126	50	75	80	62	71	118	50	33	123	51	52	251	▼	891
Concealed Handgun Permits	2024	51	50	44	-	-	-	-	-	-	-	-	-	145	-42%	145
	2023	80	76	95	53	57	49	29	31	38	53	52	33	251	▼	646
Miscellaneous/ Other	2024	29	28	21	-	-	-	-	-	-	-	-	-	78	-17%	78
	2023	32	23	39	23	26	22	28	32	16	20	13	25	94	▼	299
Others	2024	-	-	-	-	-	-	-	-	-	-	-	-	0	0	0
	2023	-	-	-	-	-	-	-	-	-	1	-	-	0	↔	1

Filings by Case Category																
Case Categories		Jan	Feb	Mar	Apr	May	Jun	Jul	Aug	Sep	Oct	Nov	Dec	Thru Mar	% Change	Total
Administrative Law	2024	-	-	-	-	-	-	-	-	-	-	-	-	0	0	0
	2023	-	-	-	-	-	-	-	1	-	-	-	-	0	↔	1
Capital Murder	2024	-	-	-	-	-	-	-	-	-	-	-	-	0	0	0
	2023	-	-	-	-	-	-	1	-	-	-	-	-	0	↔	1
Contested Divorce	2024	1	-	1	-	-	-	-	-	-	-	-	-	2	-50%	2
	2023	1	1	2	1	1	3	2	-	2	2	1	1	4	▼	17
Domestic and Family - Level 1	2024	2	4	1	-	-	-	-	-	-	-	-	-	7	-74%	7
	2023	6	2	19	4	4	5	5	1	2	4	6	2	27	▼	60
Domestic and Family - Level 2	2024	4	2	1	-	-	-	-	-	-	-	-	-	7	133%	7
	2023	-	2	1	1	3	2	-	-	9	-	-	-	3	▲	18
Felonies and Related Matters	2024	45	56	42	-	-	-	-	-	-	-	-	-	143	-29%	143
	2023	98	38	65	69	40	51	94	31	19	89	35	36	201	▼	665
General Civil - Level 1	2024	-	-	-	-	-	-	-	-	-	-	-	-	0	-100%	0
	2023	1	-	-	-	-	-	-	-	-	-	-	-	1	▼	1
General Civil - Level 2	2024	-	3	2	-	-	-	-	-	-	-	-	-	5	150%	5
	2023	1	1	-	4	1	1	-	4	5	1	4	1	2	▲	23
General Civil - Level 3	2024	4	7	4	-	-	-	-	-	-	-	-	-	15	88%	15
	2023	2	2	4	4	10	17	2	2	3	15	4	6	8	▲	71
Miscellaneous Civil	2024	54	58	49	-	-	-	-	-	-	-	-	-	161	-39%	161
	2023	84	79	102	61	66	59	40	40	43	56	56	39	265	▼	725
Misdemeanor	2024	13	20	6	-	-	-	-	-	-	-	-	-	39	-7%	39
	2023	23	10	9	11	19	19	23	21	10	34	12	13	42	▼	204
Other	2024	27	22	17	-	-	-	-	-	-	-	-	-	66	-16%	66
	2023	26	19	34	16	18	14	21	24	12	17	11	20	79	▼	232
Other Criminally Related Matters	2024	2	3	2	-	-	-	-	-	-	-	-	-	7	-22%	7
	2023	5	3	1	1	3	2	2	-	4	2	4	3	9	▼	30
Probates/Wills & Trusts - Level 2	2024	1	-	2	-	-	-	-	-	-	-	-	-	3	-63%	3
	2023	1	2	5	3	1	1	2	1	-	-	2	1	8	▼	19
Protective Orders	2024	-	-	-	-	-	-	-	-	-	-	-	-	0	0	0
	2023	-	-	-	-	-	-	-	-	-	-	-	1	0	↔	1
Uncontested Divorce	2024	6	2	5	-	-	-	-	-	-	-	-	-	13	18%	13
	2023	2	7	2	5	3	2	2	5	4	8	-	4	11	▲	44

Dashboard		Monthly Filings Summary		Jan --- Mar Filings		
Court: Montgomery Circuit	Circuit/Court ID: 27 227121			1,331	1,410	
Start/End Date: Jan-23 / Mar-24	Type of Case: Filings				2024	2023
2023 Average Month: 488	2024 Average Month: 444					
Jan-Mar 2023: 1,410	Jan-Mar 2024 : 1,331					
Filings Trending: ▼	Overall AVG. Month: 479					

Filings by Division																
Divisions		Jan	Feb	Mar	Apr	May	Jun	Jul	Aug	Sep	Oct	Nov	Dec	Thru Mar	% Change	Total
Total	2024	472	445	414	-	-	-	-	-	-	-	-	-	1,331	-6%	1,331
	2023	514	441	455	555	513	371	519	480	509	525	415	555	1,410	▼	5,852
Civil	2024	35	36	48	-	-	-	-	-	-	-	-	-	119	-14%	119
	2023	45	37	57	38	55	50	32	55	47	60	36	43	139	▼	555
Criminal	2024	247	185	152	-	-	-	-	-	-	-	-	-	584	-9%	584
	2023	263	169	207	340	256	167	328	235	323	290	170	188	639	▼	2,936
Concealed Handgun Permits	2024	84	118	127	-	-	-	-	-	-	-	-	-	329	-10%	329
	2023	118	130	119	104	110	80	78	93	62	105	111	88	367	▼	1,198
Miscellaneous/ Other	2024	105	106	87	-	-	-	-	-	-	-	-	-	298	12%	298
	2023	88	105	72	73	91	74	81	96	77	69	98	236	265	▲	1,160
Others	2024	1	-	-	-	-	-	-	-	-	-	-	-	1	1	1
	2023	-	-	-	-	1	-	-	1	-	1	-	-	0	↔	3

Filings by Case Category																
Case Categories		Jan	Feb	Mar	Apr	May	Jun	Jul	Aug	Sep	Oct	Nov	Dec	Thru Mar	% Change	Total
Administrative Law	2024	-	-	-	-	-	-	-	-	-	-	-	-	0	-100%	0
	2023	1	-	2	-	-	-	-	-	-	-	-	-	3	▼	3
Contested Divorce	2024	3	6	8	-	-	-	-	-	-	-	-	-	17	0%	17
	2023	6	3	8	9	7	8	2	9	5	6	6	8	17	↔	77
Domestic and Family - Level 1	2024	7	2	14	-	-	-	-	-	-	-	-	-	23	229%	23
	2023	1	-	6	3	8	7	2	19	6	7	2	9	7	▲	70
Domestic and Family - Level 2	2024	3	4	-	-	-	-	-	-	-	-	-	-	7	40%	7
	2023	1	-	4	3	4	1	2	1	3	-	3	2	5	▲	24
Felonies and Related Matters	2024	139	136	93	-	-	-	-	-	-	-	-	-	368	-20%	368
	2023	198	123	139	238	147	105	225	145	200	208	91	109	460	▼	1,928
General Civil - Level 1	2024	-	2	-	-	-	-	-	-	-	-	-	-	2	100%	2
	2023	-	-	1	2	-	3	3	-	1	1	1	-	1	▲	12
General Civil - Level 2	2024	5	5	8	-	-	-	-	-	-	-	-	-	18	-14%	18
	2023	4	9	8	3	12	11	7	6	13	16	5	7	21	▼	101
General Civil - Level 3	2024	4	8	9	-	-	-	-	-	-	-	-	-	21	-36%	21
	2023	19	8	6	3	4	7	7	7	2	6	5	9	33	▼	83
Miscellaneous Civil	2024	114	163	158	-	-	-	-	-	-	-	-	-	435	-4%	435
	2023	145	157	150	132	140	112	112	125	81	134	148	124	452	▼	1,560
Misdemeanor	2024	98	43	53	-	-	-	-	-	-	-	-	-	194	24%	194
	2023	56	41	60	92	102	58	89	83	118	67	64	69	157	▲	899
Other	2024	74	58	51	-	-	-	-	-	-	-	-	-	183	3%	183
	2023	60	79	39	41	57	37	44	61	56	37	57	195	178	▲	763
Other Criminally Related Matters	2024	10	6	6	-	-	-	-	-	-	-	-	-	22	0%	22
	2023	9	5	8	10	7	4	14	7	5	15	15	10	22	↔	109
Probates/Wills & Trusts - Level 1	2024	-	-	-	-	-	-	-	-	-	-	-	-	0	-100%	0
	2023	-	-	1	-	-	1	-	-	-	-	-	-	1	▼	2
Probates/Wills & Trusts - Level 2	2024	1	2	2	-	-	-	-	-	-	-	-	-	5	-38%	5
	2023	1	3	4	2	2	1	-	1	1	4	1	-	8	▼	20
Uncontested Divorce	2024	14	10	12	-	-	-	-	-	-	-	-	-	36	-20%	36
	2023	13	13	19	17	23	16	12	16	18	24	17	13	45	▼	201

This report reflects data in the case management system. Numbers will update accordingly as reports are refreshed and posted.

Dashboard		Monthly Filings Summary		Jan --- Mar Filings	
Court: Pulaski Circuit	Circuit/Court ID: 27 227155				
Start/End Date: Jan-23 / Mar-24	Type of Case: Filings				
2023 Average Month: 275	2024 Average Month: 302				
Jan-Mar 2023: 1,040	Jan-Mar 2024 : 906				
Filings Trending: ▼	Overall AVG. Month: 280				

Filings by Division																
Divisions		Jan	Feb	Mar	Apr	May	Jun	Jul	Aug	Sep	Oct	Nov	Dec	Thru Mar	% Change	Total
Total	2024	342	302	262	-	-	-	-	-	-	-	-	-	906	-13%	906
	2023	376	264	400	261	271	235	283	217	241	357	180	209	1,040	▼	3,294
Civil	2024	32	37	22	-	-	-	-	-	-	-	-	-	91	3%	91
	2023	21	31	36	24	24	34	17	27	28	52	17	23	88	▲	334
Criminal	2024	181	135	110	-	-	-	-	-	-	-	-	-	426	-26%	426
	2023	224	113	242	142	151	115	203	108	133	195	90	111	579	▼	1,827
Concealed Handgun Permits	2024	81	90	90	-	-	-	-	-	-	-	-	-	261	-20%	261
	2023	111	107	109	80	82	65	59	64	67	91	60	70	327	▼	965
Miscellaneous/ Other	2024	48	40	40	-	-	-	-	-	-	-	-	-	128	178%	128
	2023	20	13	13	15	14	21	4	18	13	19	13	5	46	▲	168

Filings by Case Category																
Case Categories		Jan	Feb	Mar	Apr	May	Jun	Jul	Aug	Sep	Oct	Nov	Dec	Thru Mar	% Change	Total
Administrative Law	2024	-	-	-	-	-	-	-	-	-	-	-	-	0	0	0
	2023	-	-	-	-	-	-	-	-	1	-	-	-	0	↔	1
Capital Murder	2024	-	1	-	-	-	-	-	-	-	-	-	-	1	1	1
	2023	-	-	-	1	-	-	-	-	-	2	-	-	0	↔	3
Contested Divorce	2024	7	2	3	-	-	-	-	-	-	-	-	-	12	9%	12
	2023	5	3	3	3	2	2	2	5	5	3	2	2	11	▲	37
Domestic and Family - Level 1	2024	4	13	6	-	-	-	-	-	-	-	-	-	23	28%	23
	2023	4	9	5	10	3	5	3	7	4	28	2	9	18	▲	89
Domestic and Family - Level 2	2024	1	2	-	-	-	-	-	-	-	-	-	-	3	200%	3
	2023	-	1	-	2	-	2	-	-	2	-	-	-	1	▲	7
Felonies and Related Matters	2024	111	91	51	-	-	-	-	-	-	-	-	-	253	-34%	253
	2023	154	62	169	98	96	72	165	64	88	151	53	60	385	▼	1,232
General Civil - Level 1	2024	-	-	1	-	-	-	-	-	-	-	-	-	1	1	1
	2023	-	-	-	1	2	-	-	-	-	-	-	1	0	↔	4
General Civil - Level 2	2024	4	6	-	-	-	-	-	-	-	-	-	-	10	11%	10
	2023	3	4	2	6	5	4	1	3	1	4	5	3	9	▲	41
General Civil - Level 3	2024	4	2	4	-	-	-	-	-	-	-	-	-	10	11%	10
	2023	2	3	4	1	3	6	3	4	8	3	3	2	9	▲	42
Miscellaneous Civil	2024	86	100	101	-	-	-	-	-	-	-	-	-	287	-23%	287
	2023	130	118	125	92	97	88	64	83	77	109	71	75	373	▼	1,129
Misdemeanor	2024	62	39	46	-	-	-	-	-	-	-	-	-	147	-9%	147
	2023	55	46	61	36	44	39	35	36	41	36	27	45	162	▼	501
Other	2024	42	30	27	-	-	-	-	-	-	-	-	-	99	4,850%	99
	2023	-	-	2	-	1	1	-	-	-	2	-	-	2	▲	6
Other Criminally Related Matters	2024	8	5	13	-	-	-	-	-	-	-	-	-	26	-21%	26
	2023	15	6	12	7	11	5	3	8	4	6	10	6	33	▼	93
Probates/Wills & Trusts - Level 1	2024	-	-	1	-	-	-	-	-	-	-	-	-	1	-50%	1
	2023	-	-	2	-	-	-	-	-	-	1	-	-	2	▼	3
Probates/Wills & Trusts - Level 2	2024	2	4	3	-	-	-	-	-	-	-	-	-	9	80%	9
	2023	-	2	3	1	-	1	1	1	1	1	3	1	5	▲	15
Protective Orders	2024	1	1	1	-	-	-	-	-	-	-	-	-	3	-73%	3
	2023	4	3	4	-	2	3	-	1	3	3	1	2	11	▼	26
Uncontested Divorce	2024	10	6	5	-	-	-	-	-	-	-	-	-	21	11%	21
	2023	4	7	8	3	5	7	6	5	6	8	3	3	19	▲	65

This report reflects data in the case management system. Numbers will update accordingly as reports are refreshed and posted.

Dashboard		Monthly Filings Summary		Jan --- Mar Filings	
<p>Court: Wythe Circuit Start/End Date: Jan-23 / Mar-24 2023 Average Month: 238 Jan-Mar 2023: 874 Filings Trending: ▼</p>	<p>Circuit/Court ID: 27 227197 Type of Case: Filings 2024 Average Month: 235 Jan-Mar 2024 : 705 Overall AVG. Month: 238</p>	<p>Jan 23 - Mar 24</p>	<p>705 (2024) vs 874 (2023)</p>		

Filings by Division																
Divisions		Jan	Feb	Mar	Apr	May	Jun	Jul	Aug	Sep	Oct	Nov	Dec	Thru Mar	% Change	Total
Total	2024	257	230	218	-	-	-	-	-	-	-	-	-	705	-19%	705
	2023	277	324	273	246	213	230	165	258	157	376	152	188	874	▼	2,859
Civil	2024	23	24	30	-	-	-	-	-	-	-	-	-	77	4%	77
	2023	29	25	20	31	32	38	24	70	16	32	19	24	74	▲	360
Criminal	2024	143	96	103	-	-	-	-	-	-	-	-	-	342	0%	342
	2023	125	120	96	86	88	99	55	104	53	250	65	75	341	▲	1,216
Concealed Handgun Permits	2024	79	91	63	-	-	-	-	-	-	-	-	-	233	-42%	233
	2023	108	151	140	113	78	73	64	66	70	75	54	70	399	▼	1,062
Miscellaneous/ Other	2024	11	19	22	-	-	-	-	-	-	-	-	-	52	-13%	52
	2023	15	28	17	16	15	20	22	18	18	19	14	19	60	▼	221
Others	2024	1	-	-	-	-	-	-	-	-	-	-	-	1	1	1
	2023	-	-	-	-	-	-	-	-	-	-	-	-	0	↔	0

Filings by Case Category																
Case Categories		Jan	Feb	Mar	Apr	May	Jun	Jul	Aug	Sep	Oct	Nov	Dec	Thru Mar	% Change	Total
Administrative Law	2024	-	-	-	-	-	-	-	-	-	-	-	-	0	0	0
	2023	-	-	-	-	-	1	-	-	-	-	-	-	0	↔	1
Contested Divorce	2024	-	1	4	-	-	-	-	-	-	-	-	-	5	-55%	5
	2023	3	5	3	3	6	5	2	9	-	5	4	4	11	▼	49
Domestic and Family - Level 1	2024	8	3	2	-	-	-	-	-	-	-	-	-	13	-35%	13
	2023	11	4	5	6	2	3	-	38	2	7	3	8	20	▼	89
Domestic and Family - Level 2	2024	-	2	1	-	-	-	-	-	-	-	-	-	3	200%	3
	2023	-	-	1	1	1	-	1	1	-	-	3	-	1	▲	8
Felonies and Related Matters	2024	111	70	53	-	-	-	-	-	-	-	-	-	234	-11%	234
	2023	99	93	72	60	67	72	33	77	37	213	46	53	264	▼	922
General Civil - Level 1	2024	-	-	1	-	-	-	-	-	-	-	-	-	1	0%	1
	2023	1	-	-	-	-	1	-	-	-	-	-	-	1	↔	2
General Civil - Level 2	2024	2	4	6	-	-	-	-	-	-	-	-	-	12	200%	12
	2023	2	2	-	4	3	7	4	8	3	6	4	7	4	▲	50
General Civil - Level 3	2024	2	5	7	-	-	-	-	-	-	-	-	-	14	-13%	14
	2023	6	8	2	4	8	7	5	6	4	6	6	6	16	▼	68
Miscellaneous Civil	2024	93	109	87	-	-	-	-	-	-	-	-	-	289	-38%	289
	2023	124	181	160	130	97	95	84	79	88	95	64	83	465	▼	1,280
Misdemeanor	2024	28	22	46	-	-	-	-	-	-	-	-	-	96	45%	96
	2023	25	24	17	28	19	21	19	21	15	36	19	21	66	▲	265
Other	2024	2	-	-	-	-	-	-	-	-	-	-	-	2	0%	2
	2023	-	2	-	-	-	-	-	1	1	-	1	-	2	↔	5
Other Criminally Related Matters	2024	4	4	4	-	-	-	-	-	-	-	-	-	12	0%	12
	2023	1	3	8	4	2	6	4	6	1	2	-	1	12	↔	38
Probates/Wills & Trusts - Level 1	2024	-	-	-	-	-	-	-	-	-	-	-	-	0	-100%	0
	2023	1	-	-	-	-	-	-	-	-	-	-	1	1	▼	2
Probates/Wills & Trusts - Level 2	2024	2	-	-	-	-	-	-	-	-	-	-	-	2	-60%	2
	2023	-	2	3	2	2	2	2	1	2	1	1	1	5	▼	19
Uncontested Divorce	2024	5	10	7	-	-	-	-	-	-	-	-	-	22	267%	22
	2023	4	-	2	4	6	10	11	11	4	5	1	3	6	▲	61

This report reflects data in the case management system. Numbers will update accordingly as reports are refreshed and posted.

Dashboard		Monthly Filings Summary		Jan --- Mar Filings	
<p>Court: Radford Circuit Start/End Date: Jan-23 / Mar-24 2023 Average Month: 96 Jan-Mar 2023: 362 Filings Trending: ▲</p>	<p>Circuit/Court ID: 27 227750 Type of Case: Filings 2024 Average Month: 141 Jan-Mar 2024 : 424 Overall AVG. Month: 105</p>				

Filings by Division																
Divisions		Jan	Feb	Mar	Apr	May	Jun	Jul	Aug	Sep	Oct	Nov	Dec	Thru Mar	% Change	Total
Total	2024	56	66	302	-	-	-	-	-	-	-	-	-	424	17%	424
	2023	71	74	217	50	74	160	53	84	164	56	52	99	362	▲	1,154
Civil	2024	6	14	17	-	-	-	-	-	-	-	-	-	37	-46%	37
	2023	6	16	46	4	16	19	5	7	4	8	10	2	68	▼	143
Criminal	2024	19	21	261	-	-	-	-	-	-	-	-	-	301	46%	301
	2023	32	30	144	20	20	119	25	34	140	22	17	69	206	▲	672
Concealed Handgun Permits	2024	25	22	18	-	-	-	-	-	-	-	-	-	65	8%	65
	2023	28	17	15	22	29	16	13	27	12	15	19	21	60	▲	234
Miscellaneous/ Other	2024	6	9	6	-	-	-	-	-	-	-	-	-	21	-25%	21
	2023	5	11	12	4	9	6	9	15	8	11	6	7	28	▼	103
Others	2024	-	-	-	-	-	-	-	-	-	-	-	-	0	0	0
	2023	-	-	-	-	-	-	1	1	-	-	-	-	0	↔	2

Filings by Case Category																
Case Categories		Jan	Feb	Mar	Apr	May	Jun	Jul	Aug	Sep	Oct	Nov	Dec	Thru Mar	% Change	Total
Contested Divorce	2024	2	1	-	-	-	-	-	-	-	-	-	-	3	200%	3
	2023	-	1	-	-	1	4	-	-	1	-	-	1	1	▲	8
Domestic and Family - Level 1	2024	1	8	1	-	-	-	-	-	-	-	-	-	10	-9%	10
	2023	-	10	1	-	2	4	2	4	1	3	3	-	11	▼	30
Domestic and Family - Level 2	2024	-	-	1	-	-	-	-	-	-	-	-	-	1	-80%	1
	2023	-	2	3	-	-	2	1	-	-	1	-	-	5	▼	9
Felonies and Related Matters	2024	12	11	239	-	-	-	-	-	-	-	-	-	262	72%	262
	2023	17	16	119	10	14	92	14	19	108	8	12	57	152	▲	486
General Civil - Level 1	2024	-	-	-	-	-	-	-	-	-	-	-	-	0	0	0
	2023	-	-	-	-	-	1	-	-	-	-	-	-	0	↔	1
General Civil - Level 2	2024	-	-	1	-	-	-	-	-	-	-	-	-	1	-80%	1
	2023	3	1	1	1	2	3	1	1	-	2	3	2	5	▼	20
General Civil - Level 3	2024	1	1	3	-	-	-	-	-	-	-	-	-	5	400%	5
	2023	-	-	1	-	6	1	-	1	-	1	2	-	1	▲	12
Miscellaneous Civil	2024	31	31	24	-	-	-	-	-	-	-	-	-	86	1%	86
	2023	33	28	24	26	37	20	22	41	20	25	24	26	85	▲	326
Misdemeanor	2024	5	8	29	-	-	-	-	-	-	-	-	-	42	-53%	42
	2023	12	13	65	8	4	24	10	11	31	13	4	12	90	▼	207
Other	2024	-	-	-	-	-	-	-	-	-	-	-	-	0	0	0
	2023	-	-	-	-	1	1	1	1	-	-	-	-	0	↔	4
Other Criminally Related Matters	2024	2	2	-	-	-	-	-	-	-	-	-	-	4	0%	4
	2023	3	1	-	2	3	4	1	4	2	1	1	-	4	↔	22
Probates/Wills & Trusts - Level 1	2024	-	-	-	-	-	-	-	-	-	-	-	-	0	-100%	0
	2023	1	-	-	-	-	-	-	-	-	-	-	-	1	▼	1
Protective Orders	2024	-	2	-	-	-	-	-	-	-	-	-	-	2	2	2
	2023	-	-	-	-	1	-	-	1	-	-	-	-	0	↔	2
Uncontested Divorce	2024	2	2	4	-	-	-	-	-	-	-	-	-	8	14%	8
	2023	2	2	3	3	3	4	1	1	1	2	3	1	7	▲	26

CPSS-CCMS-10.01 CASELOAD STATISTICS OF THE CIRCUIT COURTS

Smyth

January 2023 -- March 2024 Filings


Alexandria and Fairfax Circuit are not Included in State Totals

Dashboard

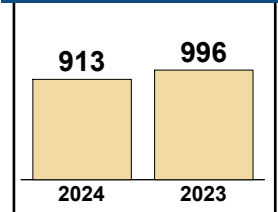
Court: Smyth Circuit
Start/End Date: Jan-23 / Mar-24
2023 Average Month: 266
Jan-Mar 2023: 996
Filings Trending: ▼

Circuit/Court ID: 28 228173
Type of Case: Filings
2024 Average Month: 304
Jan-Mar 2024 : 913
Overall AVG. Month: 274

Monthly Filings Summary



Jan --- Mar Filings



Filings by Division

Divisions	Jan	Feb	Mar	Apr	May	Jun	Jul	Aug	Sep	Oct	Nov	Dec	Thru Mar	% Change	Total
Total	290	284	339	-	-	-	-	-	-	-	-	-	913	-8%	913
2023	375	280	341	294	281	274	150	259	225	238	204	271	996	▼	3,192
Civil	19	23	21	-	-	-	-	-	-	-	-	-	63	-2%	63
2023	30	14	20	18	29	49	17	39	30	19	33	22	64	▼	320
Criminal	75	86	140	-	-	-	-	-	-	-	-	-	301	-6%	301
2023	147	72	102	70	92	69	28	90	86	85	59	100	321	▼	1,000
Concealed Handgun Permits	75	106	90	-	-	-	-	-	-	-	-	-	271	-33%	271
2023	135	117	150	135	100	69	53	68	52	74	53	36	402	▼	1,042
Miscellaneous/Other	114	57	78	-	-	-	-	-	-	-	-	-	249	38%	249
2023	60	69	52	67	49	78	51	50	47	55	48	103	181	▲	729
Others	7	12	10	-	-	-	-	-	-	-	-	-	29	4%	29
2023	3	8	17	4	11	9	1	12	10	5	11	10	28	▲	101

Filings by Case Category

Case Categories	Jan	Feb	Mar	Apr	May	Jun	Jul	Aug	Sep	Oct	Nov	Dec	Thru Mar	% Change	Total
Administrative Law	-	-	-	-	-	-	-	-	-	-	-	-	0	0	0
2023	-	-	-	-	-	1	-	-	-	1	-	-	0	↔	2
Contested Divorce	4	5	4	-	-	-	-	-	-	-	-	-	13	44%	13
2023	4	1	4	6	6	2	6	5	3	3	3	1	9	▲	44
Domestic and Family - Level 1	-	1	2	-	-	-	-	-	-	-	-	-	3	-73%	3
2023	8	2	1	-	3	19	-	2	8	-	12	5	11	▼	60
Domestic and Family - Level 2	1	4	4	-	-	-	-	-	-	-	-	-	9	13%	9
2023	4	2	2	2	1	3	1	4	3	4	4	1	8	▲	31
Felonies and Related Matters	55	72	100	-	-	-	-	-	-	-	-	-	227	-13%	227
2023	123	62	77	56	66	49	19	62	60	62	41	85	262	▼	762
General Civil - Level 1	-	-	1	1	-	1	-	-	-	-	1	1	1	1	6
2023	-	-	-	-	-	-	-	-	-	-	-	-	-	-	-
General Civil - Level 2	1	2	4	-	-	-	-	-	-	-	-	-	7	17%	7
2023	2	1	3	-	5	4	1	8	3	1	2	2	6	▲	32
General Civil - Level 3	3	-	5	-	-	-	-	-	-	-	-	-	8	14%	8
2023	1	2	4	1	3	10	4	2	6	2	2	4	7	▲	41
Miscellaneous Civil	88	126	118	-	-	-	-	-	-	-	-	-	332	-27%	332
2023	144	137	172	151	117	111	69	87	67	93	68	44	453	▼	1,260
Misdemeanor	16	11	38	-	-	-	-	-	-	-	-	-	65	23%	65
2023	21	10	22	13	26	17	9	26	21	22	15	14	53	▲	216
Other	107	48	57	-	-	-	-	-	-	-	-	-	212	39%	212
2023	53	57	43	53	41	43	33	42	41	38	41	101	153	▲	586
Other Criminally Related Matters	4	3	2	-	-	-	-	-	-	-	-	-	9	50%	9
2023	3	-	3	1	-	3	-	2	5	1	3	2	6	▲	23
Probates/Wills & Trusts - Level 1	-	-	-	-	-	-	-	-	-	-	-	-	0	0	0
2023	-	-	-	-	-	-	-	1	-	-	-	-	0	↔	1
Probates/Wills & Trusts - Level 2	4	1	1	-	-	-	-	-	-	-	-	-	6	50%	6
2023	1	-	3	2	2	1	3	1	2	-	1	3	4	▲	19
Uncontested Divorce	7	11	4	-	-	-	-	-	-	-	-	-	22	-4%	22
2023	11	6	6	8	11	10	5	17	6	10	11	8	23	▼	109

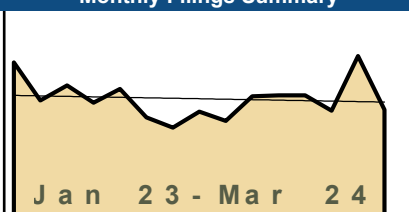
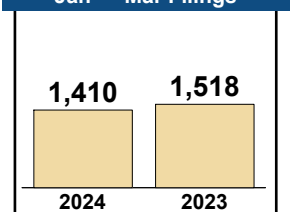
This report reflects data in the case management system. Numbers will update accordingly as reports are refreshed and posted.

CPSS-CCMS-10.01 CASELOAD STATISTICS OF THE CIRCUIT COURTS

Washington

January 2023 -- March 2024 Filings

Alexandria and Fairfax Circuit are not Included in State Totals

Dashboard		Monthly Filings Summary		Jan --- Mar Filings	
Court: Washington Circuit	Circuit/Court ID: 28 228191				
Start/End Date: Jan-23 / Mar-24	Type of Case: Filings				
2023 Average Month: 439	2024 Average Month: 470				
Jan-Mar 2023: 1,518	Jan-Mar 2024 : 1,410				
Filings Trending: ▼	Overall AVG. Month: 445				

Filings by Division																
Divisions		Jan	Feb	Mar	Apr	May	Jun	Jul	Aug	Sep	Oct	Nov	Dec	Thru Mar	% Change	Total
Total	2024	399	608	403	-	-	-	-	-	-	-	-	-	1,410	-7%	1,410
	2023	584	438	496	430	482	374	335	396	361	454	458	458	1,518	▼	5,266
Civil	2024	24	34	34	-	-	-	-	-	-	-	-	-	92	-31%	92
	2023	39	44	50	42	38	33	29	46	39	35	32	27	133	▼	454
Criminal	2024	143	187	172	-	-	-	-	-	-	-	-	-	502	-17%	502
	2023	297	144	167	201	170	171	132	135	151	229	201	142	608	▼	2,140
Concealed Handgun Permits	2024	145	193	143	-	-	-	-	-	-	-	-	-	481	-16%	481
	2023	177	194	204	132	204	113	102	142	108	131	154	110	575	▼	1,771
Miscellaneous/ Other	2024	80	188	54	-	-	-	-	-	-	-	-	-	322	59%	322
	2023	71	56	75	55	70	57	71	73	62	58	69	175	202	▲	892
Others	2024	7	6	-	-	-	-	-	-	-	-	-	-	13	13	13
	2023	-	-	-	-	-	-	1	-	1	1	2	4	0	↔	9

Filings by Case Category																
Case Categories		Jan	Feb	Mar	Apr	May	Jun	Jul	Aug	Sep	Oct	Nov	Dec	Thru Mar	% Change	Total
Administrative Law	2024	-	-	-	-	-	-	-	-	-	-	-	-	0	0	0
	2023	-	-	-	-	-	-	-	1	-	-	-	-	0	↔	1
Contested Divorce	2024	-	3	4	-	-	-	-	-	-	-	-	-	7	-50%	7
	2023	4	5	5	4	8	1	2	2	5	2	3	6	14	▼	47
Domestic and Family - Level 1	2024	3	-	2	-	-	-	-	-	-	-	-	-	5	-55%	5
	2023	-	1	10	4	1	2	7	5	-	2	2	4	11	▼	38
Domestic and Family - Level 2	2024	2	3	3	-	-	-	-	-	-	-	-	-	8	-33%	8
	2023	4	3	5	5	1	2	3	1	2	-	2	2	12	▼	30
Felonies and Related Matters	2024	116	131	132	-	-	-	-	-	-	-	-	-	379	-26%	379
	2023	281	106	126	165	127	129	105	75	104	214	147	104	513	▼	1,683
General Civil - Level 1	2024	-	1	-	-	-	-	-	-	-	-	-	-	1	1	1
	2023	-	-	-	-	2	-	-	2	-	-	1	-	0	↔	5
General Civil - Level 2	2024	3	7	5	-	-	-	-	-	-	-	-	-	15	-46%	15
	2023	13	8	7	3	5	2	5	13	7	6	8	7	28	▼	84
General Civil - Level 3	2024	8	5	8	-	-	-	-	-	-	-	-	-	21	17%	21
	2023	4	5	9	8	3	5	1	4	11	9	3	3	18	▲	65
Miscellaneous Civil	2024	170	218	171	-	-	-	-	-	-	-	-	-	559	-14%	559
	2023	196	219	232	159	236	146	127	171	127	151	179	123	647	▼	2,066
Misdemeanor	2024	21	56	39	-	-	-	-	-	-	-	-	-	116	38%	116
	2023	16	36	32	36	41	35	27	39	46	16	47	28	84	▲	399
Other	2024	58	173	27	-	-	-	-	-	-	-	-	-	258	98%	258
	2023	48	34	48	29	44	31	45	48	45	33	49	166	130	▲	620
Other Criminally Related Matters	2024	6	2	1	-	-	-	-	-	-	-	-	-	9	-18%	9
	2023	-	2	9	-	2	7	-	21	1	-	8	10	11	▼	60
Probates/Wills & Trusts - Level 1	2024	-	1	-	-	-	-	-	-	-	-	-	-	1	-50%	1
	2023	2	-	-	-	1	-	1	1	1	-	1	-	2	▼	7
Probates/Wills & Trusts - Level 2	2024	2	5	3	-	-	-	-	-	-	-	-	-	10	11%	10
	2023	-	5	4	3	1	1	3	3	1	5	1	1	9	▲	28
Protective Orders	2024	-	-	-	-	-	-	-	-	-	-	-	-	0	-100%	0
	2023	3	2	-	1	-	-	-	-	4	4	2	-	5	▼	16
Uncontested Divorce	2024	10	3	8	-	-	-	-	-	-	-	-	-	21	-38%	21
	2023	13	12	9	13	10	13	9	10	7	11	6	4	34	▼	117

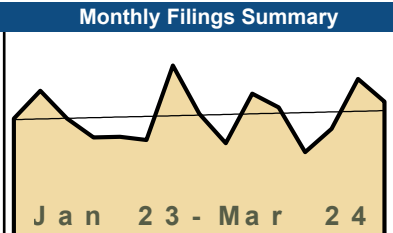
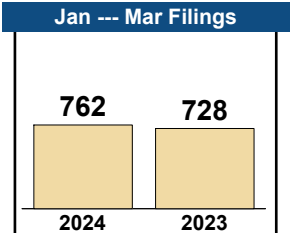
This report reflects data in the case management system. Numbers will update accordingly as reports are refreshed and posted.

CPSS-CCMS-10.01 CASELOAD STATISTICS OF THE CIRCUIT COURTS

Bristol

January 2023 -- March 2024 Filings

Alexandria and Fairfax Circuit are not Included in State Totals

Dashboard		Monthly Filings Summary		Jan --- Mar Filings	
Court: Bristol Circuit	Circuit/Court ID: 28 228520				
Start/End Date: Jan-23 / Mar-24	Type of Case: Filings				
2023 Average Month: 226	2024 Average Month: 254				
Jan-Mar 2023: 728	Jan-Mar 2024 : 762				
Filings Trending: ▲	Overall AVG. Month: 231				

Filings by Division																
Divisions		Jan	Feb	Mar	Apr	May	Jun	Jul	Aug	Sep	Oct	Nov	Dec	Thru Mar	% Change	Total
Total	2024	205	300	257	-	-	-	-	-	-	-	-	-	762	5%	762
	2023	225	278	225	189	190	184	326	234	178	272	246	161	728	▲	2,708
Civil	2024	19	18	17	-	-	-	-	-	-	-	-	-	54	2%	54
	2023	15	18	20	18	12	19	12	27	16	31	21	13	53	▲	222
Criminal	2024	111	203	174	-	-	-	-	-	-	-	-	-	488	24%	488
	2023	109	159	124	84	117	88	255	139	107	139	139	86	392	▲	1,546
Concealed Handgun Permits	2024	17	26	22	-	-	-	-	-	-	-	-	-	65	-40%	65
	2023	32	41	35	26	24	20	19	14	14	12	24	17	108	▼	278
Miscellaneous/ Other	2024	58	53	44	-	-	-	-	-	-	-	-	-	155	-11%	155
	2023	69	60	46	60	37	56	40	54	41	90	62	45	175	▼	660
Others	2024	-	-	-	1	-	-	-	-	-	-	-	-	0	0	0
	2023	-	-	-	-	-	1	-	-	-	-	-	-	0	↔	2

Filings by Case Category																
Case Categories		Jan	Feb	Mar	Apr	May	Jun	Jul	Aug	Sep	Oct	Nov	Dec	Thru Mar	% Change	Total
Administrative Law	2024	-	-	-	-	-	-	-	-	-	-	-	-	0	0	0
	2023	-	-	-	1	-	-	-	-	-	-	1	-	0	↔	2
Contested Divorce	2024	3	4	3	-	-	-	-	-	-	-	-	-	10	67%	10
	2023	1	1	4	1	-	3	2	4	1	2	2	1	6	▲	22
Domestic and Family - Level 1	2024	-	-	-	-	-	-	-	-	-	-	-	-	0	-100%	0
	2023	3	5	-	-	-	6	-	8	-	10	-	-	8	▼	32
Domestic and Family - Level 2	2024	1	-	2	-	-	-	-	-	-	-	-	-	3	-57%	3
	2023	4	1	2	3	-	2	-	-	-	3	1	1	7	▼	17
Felonies and Related Matters	2024	89	161	123	-	-	-	-	-	-	-	-	-	373	20%	373
	2023	89	133	88	66	95	56	201	103	80	107	99	66	310	▲	1,183
General Civil - Level 1	2024	-	-	-	1	-	-	-	-	-	-	-	-	0	0	0
	2023	-	-	-	-	1	-	-	-	-	-	-	1	0	↔	2
General Civil - Level 2	2024	2	-	1	-	-	-	-	-	-	-	-	-	3	-63%	3
	2023	4	2	2	2	1	1	-	1	-	2	3	4	8	▼	22
General Civil - Level 3	2024	2	6	2	-	-	-	-	-	-	-	-	-	10	-38%	10
	2023	9	4	3	8	2	-	3	11	4	19	9	2	16	▼	74
Miscellaneous Civil	2024	47	49	41	-	-	-	-	-	-	-	-	-	137	-14%	137
	2023	63	52	45	60	37	37	27	33	33	53	43	41	160	▼	524
Misdemeanor	2024	22	41	51	-	-	-	-	-	-	-	-	-	114	75%	114
	2023	14	26	25	18	18	29	48	32	23	32	26	19	65	▲	310
Other	2024	27	28	25	-	-	-	-	-	-	-	-	-	80	-30%	80
	2023	29	49	37	23	28	42	31	32	32	30	46	18	115	▼	397
Other Criminally Related Matters	2024	-	1	-	-	-	-	-	-	-	-	-	-	1	-94%	1
	2023	6	1	11	-	4	3	6	4	4	-	14	1	18	▼	54
Probates/Wills & Trusts - Level 2	2024	1	2	2	-	-	-	-	-	-	-	-	-	5	150%	5
	2023	-	-	2	1	-	1	1	-	-	2	-	3	2	▲	10
Protective Orders	2024	1	-	-	-	-	-	-	-	-	-	-	-	1	1	1
	2023	-	-	-	-	1	-	-	-	-	-	-	-	0	↔	1
Uncontested Divorce	2024	10	8	7	-	-	-	-	-	-	-	-	-	25	92%	25
	2023	3	4	6	5	4	4	7	6	1	11	3	4	13	▲	58

This report reflects data in the case management system. Numbers will update accordingly as reports are refreshed and posted.

CPSS-CCMS-10.01 CASELOAD STATISTICS OF THE CIRCUIT COURTS

Buchanan

January 2023 -- March 2024 Filings

Alexandria and Fairfax Circuit are not Included in State Totals

Dashboard	Monthly Filings Summary	Jan --- Mar Filings
<p>Court: Buchanan Circuit Start/End Date: Jan-23 / Mar-24 2023 Average Month: 219 Jan-Mar 2023: 762 Filings Trending: ▼</p>	<p>Circuit/Court ID: 29 229027 Type of Case: Filings 2024 Average Month: 214 Jan-Mar 2024 : 641 Overall AVG. Month: 218</p>	

Filings by Division																
Divisions		Jan	Feb	Mar	Apr	May	Jun	Jul	Aug	Sep	Oct	Nov	Dec	Thru Mar	% Change	Total
Total	2024	254	175	212	-	-	-	-	-	-	-	-	-	641	-16%	641
	2023	267	208	287	330	207	171	192	163	140	251	238	169	762	▼	2,623
Civil	2024	11	37	14	-	-	-	-	-	-	-	-	-	62	22%	62
	2023	10	21	20	29	9	13	19	20	14	17	26	16	51	▲	214
Criminal	2024	163	73	112	-	-	-	-	-	-	-	-	-	348	-30%	348
	2023	196	130	171	255	86	102	114	71	75	177	158	112	497	▼	1,647
Concealed Handgun Permits	2024	57	47	75	-	-	-	-	-	-	-	-	-	179	3%	179
	2023	49	43	81	40	99	45	51	63	42	46	46	35	173	▲	640
Miscellaneous/Other	2024	23	18	11	-	-	-	-	-	-	-	-	-	52	27%	52
	2023	12	14	15	6	13	11	7	9	9	11	8	6	41	▲	121
Others	2024	-	-	-	-	-	-	-	-	-	-	-	-	0	0	0
	2023	-	-	-	-	-	-	1	-	-	-	-	-	0	↔	1

Filings by Case Category																
Case Categories		Jan	Feb	Mar	Apr	May	Jun	Jul	Aug	Sep	Oct	Nov	Dec	Thru Mar	% Change	Total
Administrative Law	2024	-	-	-	-	-	-	-	-	-	-	-	-	0	-100%	0
	2023	-	-	1	-	-	-	-	-	-	-	-	-	1	▼	2
Capital Murder	2024	-	-	-	-	-	-	-	-	-	-	-	-	0	-100%	0
	2023	2	-	-	-	-	-	-	-	-	-	-	-	2	▼	2
Contested Divorce	2024	1	2	-	-	-	-	-	-	-	-	-	-	3	-50%	3
	2023	-	3	3	1	3	2	2	1	1	2	-	2	6	▼	20
Domestic and Family - Level 1	2024	1	13	3	-	-	-	-	-	-	-	-	-	17	143%	17
	2023	3	-	4	4	-	-	6	10	4	2	-	3	7	▲	36
Domestic and Family - Level 2	2024	1	4	1	-	-	-	-	-	-	-	-	-	6	0%	6
	2023	2	2	2	2	1	2	3	2	1	1	2	1	6	↔	21
Felonies and Related Matters	2024	125	55	76	-	-	-	-	-	-	-	-	-	256	-29%	256
	2023	135	103	121	192	68	85	85	48	57	120	142	81	359	▼	1,237
General Civil - Level 1	2024	-	-	1	-	-	-	-	-	-	-	-	-	1	1	1
	2023	-	-	-	-	-	-	-	-	-	-	-	-	0	↔	0
General Civil - Level 2	2024	3	8	2	-	-	-	-	-	-	-	-	-	13	-19%	13
	2023	4	6	6	4	1	5	1	1	3	9	3	1	16	▼	44
General Civil - Level 3	2024	4	2	5	-	-	-	-	-	-	-	-	-	11	10%	11
	2023	1	8	1	-	2	2	1	2	2	-	3	3	10	▲	25
Miscellaneous Civil	2024	75	63	82	-	-	-	-	-	-	-	-	-	220	7%	220
	2023	58	53	95	46	111	54	56	72	50	54	52	40	206	▲	741
Misdemeanor	2024	38	17	28	-	-	-	-	-	-	-	-	-	83	-22%	83
	2023	50	19	38	59	18	17	27	16	13	55	35	31	107	▼	378
Other	2024	1	-	-	-	-	-	-	-	-	-	-	-	1	1	1
	2023	-	-	-	-	-	-	1	1	-	1	-	-	0	↔	3
Other Criminally Related Matters	2024	-	1	8	-	-	-	-	-	-	-	-	-	9	-69%	9
	2023	9	8	12	16	-	1	2	7	5	2	-	-	29	▼	62
Probates/Wills & Trusts - Level 1	2024	1	1	-	-	-	-	-	-	-	-	-	-	2	2	2
	2023	-	-	-	-	-	1	-	-	-	-	-	-	0	↔	1
Probates/Wills & Trusts - Level 2	2024	1	-	2	-	-	-	-	-	-	-	-	-	3	0%	3
	2023	-	2	1	-	1	-	1	-	-	1	-	3	3	↔	9
Protective Orders	2024	-	2	1	-	-	-	-	-	-	-	-	-	3	3	3
	2023	-	-	-	1	-	1	-	-	-	-	-	-	0	↔	2
Uncontested Divorce	2024	3	7	3	-	-	-	-	-	-	-	-	-	13	30%	13
	2023	3	4	3	5	2	1	7	3	4	4	1	3	10	▲	40

This report reflects data in the case management system. Numbers will update accordingly as reports are refreshed and posted.

CPSS-CCMS-10.01 CASELOAD STATISTICS OF THE CIRCUIT COURTS

Dickenson

January 2023 -- March 2024 Filings

Alexandria and Fairfax Circuit are not Included in State Totals

Dashboard		Monthly Filings Summary		Jan --- Mar Filings	
Court: Dickenson Circuit	Circuit/Court ID: 29 229051				
Start/End Date: Jan-23 / Mar-24	Type of Case: Filings				
2023 Average Month: 112	2024 Average Month: 121				
Jan-Mar 2023: 316	Jan-Mar 2024 : 363				
Filings Trending: ▲	Overall AVG. Month: 113				

Filings by Division																
Divisions		Jan	Feb	Mar	Apr	May	Jun	Jul	Aug	Sep	Oct	Nov	Dec	Thru Mar	% Change	Total
Total	2024	102	99	162	-	-	-	-	-	-	-	-	-	363	15%	363
	2023	87	84	145	91	71	275	64	132	117	78	73	122	316	▲	1,339
Civil	2024	7	13	10	-	-	-	-	-	-	-	-	-	30	-45%	30
	2023	14	19	22	19	16	11	10	22	8	13	4	22	55	▼	180
Criminal	2024	44	26	80	-	-	-	-	-	-	-	-	-	150	47%	150
	2023	28	16	58	26	28	224	27	45	63	20	21	30	102	▲	586
Concealed Handgun Permits	2024	38	33	48	-	-	-	-	-	-	-	-	-	119	-2%	119
	2023	32	41	48	41	17	24	17	42	30	28	36	26	121	▼	382
Miscellaneous/ Other	2024	11	26	24	-	-	-	-	-	-	-	-	-	61	65%	61
	2023	13	8	16	5	10	16	10	23	16	17	12	44	37	▲	190
Others	2024	2	1	-	-	-	-	-	-	-	-	-	-	3	200%	3
	2023	-	-	1	-	-	-	-	-	-	-	-	-	1	▲	1

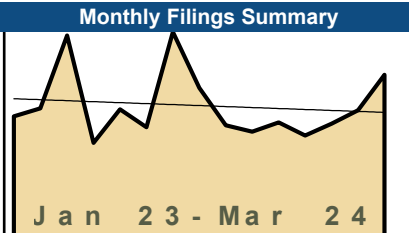
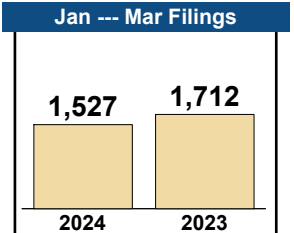
Filings by Case Category																
Case Categories		Jan	Feb	Mar	Apr	May	Jun	Jul	Aug	Sep	Oct	Nov	Dec	Thru Mar	% Change	Total
Administrative Law	2024	-	-	1	-	-	-	-	-	-	-	-	-	1	1	1
	2023	-	-	-	-	-	-	-	-	-	-	-	-	0	↔	0
Capital Murder	2024	-	-	-	-	-	-	-	-	-	-	-	-	0	-100%	0
	2023	-	-	3	-	-	-	-	-	-	-	-	-	3	▼	3
Contested Divorce	2024	1	3	-	-	-	-	-	-	-	-	-	-	4	33%	4
	2023	1	1	1	1	2	1	3	4	1	2	-	2	3	▲	19
Domestic and Family - Level 1	2024	-	1	-	-	-	-	-	-	-	-	-	-	1	-75%	1
	2023	-	2	2	2	1	1	-	1	2	-	-	5	4	▼	16
Domestic and Family - Level 2	2024	-	1	1	-	-	-	-	-	-	-	-	-	2	-50%	2
	2023	-	2	2	7	1	-	2	2	-	-	1	3	4	▼	20
Felonies and Related Matters	2024	44	24	76	-	-	-	-	-	-	-	-	-	144	55%	144
	2023	23	15	55	25	25	165	22	32	48	18	15	22	93	▲	465
General Civil - Level 2	2024	1	2	1	-	-	-	-	-	-	-	-	-	4	-50%	4
	2023	2	2	4	1	4	-	1	1	1	2	1	5	8	▼	24
General Civil - Level 3	2024	4	2	4	-	-	-	-	-	-	-	-	-	10	-29%	10
	2023	5	4	5	2	3	1	-	8	5	1	2	5	14	▼	41
Miscellaneous Civil	2024	43	42	55	-	-	-	-	-	-	-	-	-	140	5%	140
	2023	39	42	52	44	21	31	21	48	36	35	43	33	133	▲	445
Misdemeanor	2024	-	2	4	-	-	-	-	-	-	-	-	-	6	20%	6
	2023	5	-	-	1	2	63	2	10	15	2	4	7	5	▲	111
Other	2024	6	18	17	-	-	-	-	-	-	-	-	-	41	78%	41
	2023	6	6	11	2	6	8	7	16	9	10	4	34	23	▲	119
Other Criminally Related Matters	2024	-	-	-	-	-	-	-	-	-	-	-	-	0	-100%	0
	2023	-	1	-	-	1	1	3	3	-	-	2	1	1	▼	12
Probates/Wills & Trusts - Level 1	2024	-	-	-	-	-	-	-	-	-	-	-	-	0	-100%	0
	2023	1	-	-	-	-	-	-	-	-	-	-	-	1	▼	1
Probates/Wills & Trusts - Level 2	2024	-	-	-	-	-	-	-	-	-	-	-	-	0	-100%	0
	2023	1	3	-	1	-	-	-	3	-	1	1	1	4	▼	11
Uncontested Divorce	2024	3	4	3	-	-	-	-	-	-	-	-	-	10	-50%	10
	2023	4	6	10	5	5	4	3	4	-	7	-	4	20	▼	52

This report reflects data in the case management system. Numbers will update accordingly as reports are refreshed and posted.

Dashboard	Monthly Filings Summary	Jan --- Mar Filings						
<p>Court: Russell Circuit Start/End Date: Jan-23 / Mar-24 2023 Average Month: 217 Jan-Mar 2023: 747 Filings Trending: ↔</p> <p>Circuit/Court ID: 29 229167 Type of Case: Filings 2024 Average Month: 248 Jan-Mar 2024 : 744 Overall AVG. Month: 223</p>	<p>Jan 23 - Mar 24</p>	<table border="1" style="margin: auto;"> <tr> <td style="font-size: 24pt; font-weight: bold;">744</td> <td style="font-size: 24pt; font-weight: bold;">747</td> </tr> <tr> <td style="width: 50px; height: 50px; background-color: #f0e68c;"></td> <td style="width: 50px; height: 50px; background-color: #f0e68c;"></td> </tr> <tr> <td style="font-weight: bold;">2024</td> <td style="font-weight: bold;">2023</td> </tr> </table>	744	747			2024	2023
744	747							
2024	2023							

Filings by Division																
Divisions		Jan	Feb	Mar	Apr	May	Jun	Jul	Aug	Sep	Oct	Nov	Dec	Thru Mar	% Change	Total
Total	2024	217	280	247	-	-	-	-	-	-	-	-	-	744	0%	744
	2023	238	225	284	176	264	257	203	244	176	232	154	154	747	▼	2,607
Civil	2024	15	26	18	-	-	-	-	-	-	-	-	-	59	-39%	59
	2023	27	28	41	17	24	39	20	29	22	26	23	27	96	▼	323
Criminal	2024	100	136	92	-	-	-	-	-	-	-	-	-	328	15%	328
	2023	102	76	108	54	124	119	110	127	75	121	71	50	286	▲	1,137
Concealed Handgun Permits	2024	71	94	107	-	-	-	-	-	-	-	-	-	272	10%	272
	2023	71	82	94	83	67	65	48	47	47	53	46	49	247	▲	752
Miscellaneous/ Other	2024	31	24	30	-	-	-	-	-	-	-	-	-	85	-28%	85
	2023	38	39	41	22	49	34	25	41	32	32	14	28	118	▼	395


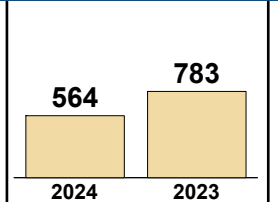
Filings by Case Category																
Case Categories		Jan	Feb	Mar	Apr	May	Jun	Jul	Aug	Sep	Oct	Nov	Dec	Thru Mar	% Change	Total
Contested Divorce	2024	1	4	4	-	-	-	-	-	-	-	-	-	9	13%	9
	2023	2	2	4	4	2	4	1	1	1	7	4	6	8	▲	38
Domestic and Family - Level 1	2024	7	3	-	-	-	-	-	-	-	-	-	-	10	25%	10
	2023	1	5	2	1	4	9	6	4	3	-	2	2	8	▲	39
Domestic and Family - Level 2	2024	1	1	2	-	-	-	-	-	-	-	-	-	4	-81%	4
	2023	2	2	17	3	3	1	-	-	2	1	2	-	21	▼	33
Felonies and Related Matters	2024	67	115	84	-	-	-	-	-	-	-	-	-	266	24%	266
	2023	68	63	84	41	94	82	75	99	47	80	56	32	215	▲	821
General Civil - Level 1	2024	-	-	-	-	-	-	-	-	-	-	-	-	0	-100%	0
	2023	1	-	1	-	-	-	-	-	1	-	-	-	2	▼	3
General Civil - Level 2	2024	1	4	3	-	-	-	-	-	-	-	-	-	8	-20%	8
	2023	3	3	4	2	3	1	1	2	3	1	1	4	10	▼	28
General Civil - Level 3	2024	3	4	2	-	-	-	-	-	-	-	-	-	9	-59%	9
	2023	6	10	6	5	7	10	5	6	7	8	4	10	22	▼	84
Miscellaneous Civil	2024	79	101	118	-	-	-	-	-	-	-	-	-	298	8%	298
	2023	77	94	105	91	78	72	52	60	54	64	50	56	276	▲	853
Misdemeanor	2024	31	17	4	-	-	-	-	-	-	-	-	-	52	-22%	52
	2023	32	11	24	13	22	35	33	29	26	35	14	15	67	▼	289
Other	2024	22	17	20	-	-	-	-	-	-	-	-	-	59	-29%	59
	2023	30	25	28	14	35	26	20	28	25	19	11	20	83	▼	281
Other Criminally Related Matters	2024	2	4	5	-	-	-	-	-	-	-	-	-	11	175%	11
	2023	2	2	-	-	8	2	2	-	2	6	1	3	4	▲	28
Probates/Wills & Trusts - Level 1	2024	-	-	-	-	-	-	-	-	-	-	-	-	0	0	0
	2023	-	-	-	-	-	-	-	-	1	2	-	-	0	↔	3
Probates/Wills & Trusts - Level 2	2024	2	1	-	-	-	-	-	-	-	-	-	-	3	50%	3
	2023	1	-	1	1	1	5	3	1	2	1	1	-	2	▲	17
Uncontested Divorce	2024	1	9	5	-	-	-	-	-	-	-	-	-	15	-48%	15
	2023	13	8	8	1	7	10	5	13	1	10	8	6	29	▼	90

Dashboard	Monthly Filings Summary	Jan --- Mar Filings
<p>Court: Tazewell Circuit Start/End Date: Jan-23 / Mar-24 2023 Average Month: 497 Jan-Mar 2023: 1,712 Filings Trending: ▼</p>	<p>Circuit/Court ID: 29 229185 Type of Case: Filings 2024 Average Month: 509 Jan-Mar 2024 : 1,527 Overall AVG. Month: 499</p>  <p style="text-align: center;">Jan 23 - Mar 24</p>	 <p style="text-align: center;">2024: 1,527 2023: 1,712</p>

Filings by Division																
Divisions		Jan	Feb	Mar	Apr	May	Jun	Jul	Aug	Sep	Oct	Nov	Dec	Thru Mar	% Change	Total
Total	2024	430	481	616	-	-	-	-	-	-	-	-	-	1,527	-11%	1,527
	2023	458	488	766	357	485	416	779	566	424	400	435	385	1,712	▼	5,959
Civil	2024	28	46	55	-	-	-	-	-	-	-	-	-	129	4%	129
	2023	35	40	49	39	54	40	49	57	38	31	32	25	124	▲	489
Criminal	2024	248	238	345	-	-	-	-	-	-	-	-	-	831	-12%	831
	2023	269	215	465	160	294	226	582	366	270	232	266	228	949	▼	3,573
Concealed Handgun Permits	2024	94	146	168	-	-	-	-	-	-	-	-	-	408	-16%	408
	2023	99	178	210	113	101	96	88	95	73	97	96	88	487	▼	1,334
Miscellaneous/ Other	2024	60	50	47	-	-	-	-	-	-	-	-	-	157	4%	157
	2023	55	54	42	45	36	54	60	47	43	40	41	44	151	▲	561
Others	2024	-	1	1	-	-	-	-	-	-	-	-	-	2	100%	2
	2023	-	1	-	-	-	-	-	1	-	-	-	-	1	▲	2

Filings by Case Category																
Case Categories		Jan	Feb	Mar	Apr	May	Jun	Jul	Aug	Sep	Oct	Nov	Dec	Thru Mar	% Change	Total
Administrative Law	2024	-	-	-	-	-	-	-	-	-	-	-	-	0	0	0
	2023	-	-	-	-	-	-	-	-	-	-	1	-	0	↔	1
Capital Murder	2024	-	-	-	-	-	-	-	-	-	-	-	-	0	0	0
	2023	-	-	-	-	-	-	1	1	1	-	-	-	0	↔	3
Contested Divorce	2024	3	6	6	-	-	-	-	-	-	-	-	-	15	-32%	15
	2023	7	6	9	7	3	3	5	7	4	8	3	7	22	▼	69
Domestic and Family - Level 1	2024	-	12	20	-	-	-	-	-	-	-	-	-	32	52%	32
	2023	10	6	5	9	15	7	6	19	9	-	1	3	21	▲	90
Domestic and Family - Level 2	2024	2	5	4	-	-	-	-	-	-	-	-	-	11	57%	11
	2023	-	2	5	1	5	6	4	2	-	2	3	2	7	▲	32
Felonies and Related Matters	2024	175	179	234	-	-	-	-	-	-	-	-	-	588	-11%	588
	2023	188	169	300	123	232	176	481	295	134	181	169	160	657	▼	2,608
General Civil - Level 1	2024	-	-	-	-	-	-	-	-	-	-	-	-	0	-100%	0
	2023	1	-	-	1	1	-	1	-	-	-	2	1	1	▼	7
General Civil - Level 2	2024	4	8	4	-	-	-	-	-	-	-	-	-	16	0%	16
	2023	3	4	9	2	9	6	4	6	10	3	6	5	16	↔	67
General Civil - Level 3	2024	3	6	2	-	-	-	-	-	-	-	-	-	11	-15%	11
	2023	6	4	3	2	2	1	2	4	3	2	5	1	13	▼	35
Miscellaneous Civil	2024	109	168	188	-	-	-	-	-	-	-	-	-	465	-15%	465
	2023	113	204	230	128	112	114	99	106	93	112	113	98	547	▼	1,522
Misdemeanor	2024	71	55	116	-	-	-	-	-	-	-	-	-	242	-14%	242
	2023	79	42	159	40	63	46	105	69	135	51	91	63	280	▼	943
Other	2024	46	30	27	-	-	-	-	-	-	-	-	-	103	17%	103
	2023	40	28	20	32	28	37	52	37	23	25	25	37	88	▲	384
Other Criminally Related Matters	2024	3	4	6	-	-	-	-	-	-	-	-	-	13	0%	13
	2023	2	4	7	-	1	4	4	3	3	1	6	5	13	↔	40
Probates/Wills & Trusts - Level 1	2024	-	-	-	-	-	-	-	-	-	-	-	-	0	-100%	0
	2023	-	-	1	-	-	3	-	-	-	-	1	-	1	▼	5
Probates/Wills & Trusts - Level 2	2024	4	3	4	-	-	-	-	-	-	-	-	-	11	10%	11
	2023	3	6	1	-	2	2	3	5	1	2	4	-	10	▲	29
Uncontested Divorce	2024	10	5	5	-	-	-	-	-	-	-	-	-	20	-44%	20
	2023	6	13	17	12	12	11	12	12	8	10	8	3	36	▼	124

This report reflects data in the case management system. Numbers will update accordingly as reports are refreshed and posted.

Dashboard	Monthly Filings Summary	Jan --- Mar Filings
<p>Court: Lee Circuit Start/End Date: Jan-23 / Mar-24 2023 Average Month: 219 Jan-Mar 2023: 783 Filings Trending: ▼</p>	<p>Circuit/Court ID: 30 230105 Type of Case: Filings 2024 Average Month: 188 Jan-Mar 2024 : 564 Overall AVG. Month: 213</p> 	

Filings by Division																
Divisions		Jan	Feb	Mar	Apr	May	Jun	Jul	Aug	Sep	Oct	Nov	Dec	Thru Mar	% Change	Total
Total	2024	100	253	211	-	-	-	-	-	-	-	-	-	564	-28%	564
	2023	285	186	312	173	160	223	197	267	255	212	184	177	783	▼	2,631
Civil	2024	14	23	22	-	-	-	-	-	-	-	-	-	59	-16%	59
	2023	23	19	28	23	40	20	23	30	24	27	18	18	70	▼	293
Criminal	2024	42	143	135	-	-	-	-	-	-	-	-	-	320	-34%	320
	2023	192	94	196	95	68	131	111	174	187	125	106	129	482	▼	1,608
Concealed Handgun Permits	2024	34	72	44	-	-	-	-	-	-	-	-	-	150	-19%	150
	2023	51	59	75	42	39	51	40	44	36	47	40	27	185	▼	551
Miscellaneous/ Other	2024	10	15	10	-	-	-	-	-	-	-	-	-	35	-22%	35
	2023	18	14	13	13	13	19	23	19	8	13	20	3	45	▼	176
Others	2024	-	-	-	-	-	-	-	-	-	-	-	-	0	-100%	0
	2023	1	-	-	-	-	2	-	-	-	-	-	-	1	▼	3

Filings by Case Category																
Case Categories		Jan	Feb	Mar	Apr	May	Jun	Jul	Aug	Sep	Oct	Nov	Dec	Thru Mar	% Change	Total
Contested Divorce	2024	1	3	1	-	-	-	-	-	-	-	-	-	5	-58%	5
	2023	2	4	6	4	4	2	5	5	1	3	4	-	12	▼	40
Domestic and Family - Level 1	2024	2	4	1	-	-	-	-	-	-	-	-	-	7	-36%	7
	2023	3	3	5	9	21	7	-	5	6	8	-	7	11	▼	74
Domestic and Family - Level 2	2024	-	3	2	-	-	-	-	-	-	-	-	-	5	-17%	5
	2023	1	5	-	1	1	3	5	2	-	1	3	4	6	▼	26
Felonies and Related Matters	2024	26	117	116	-	-	-	-	-	-	-	-	-	259	-31%	259
	2023	163	75	137	74	47	108	83	148	142	107	87	98	375	▼	1,269
General Civil - Level 1	2024	-	-	-	-	-	-	-	-	-	-	-	-	0	0	0
	2023	-	-	-	-	-	-	-	-	-	1	-	-	0	↔	1
General Civil - Level 2	2024	8	2	4	-	-	-	-	-	-	-	-	-	14	133%	14
	2023	3	1	2	4	1	3	2	-	3	4	2	-	6	▲	25
General Civil - Level 3	2024	1	1	3	-	-	-	-	-	-	-	-	-	5	-29%	5
	2023	5	2	-	-	-	2	1	4	1	1	2	1	7	▼	19
Miscellaneous Civil	2024	44	89	55	-	-	-	-	-	-	-	-	-	188	-18%	188
	2023	65	70	93	53	46	60	59	59	48	59	50	31	228	▼	693
Misdemeanor	2024	12	25	17	-	-	-	-	-	-	-	-	-	54	-43%	54
	2023	28	16	51	19	18	19	26	25	39	16	17	28	95	▼	302
Other	2024	1	-	-	-	-	-	-	-	-	-	-	-	1	-94%	1
	2023	9	4	3	5	8	11	9	6	1	4	10	2	16	▼	72
Other Criminally Related Matters	2024	4	1	3	-	-	-	-	-	-	-	-	-	8	-33%	8
	2023	1	3	8	2	4	4	2	1	6	2	2	3	12	▼	38
Probates/Wills & Trusts - Level 1	2024	-	-	-	-	-	-	-	-	-	-	-	-	0	0	0
	2023	-	-	-	-	-	1	1	-	-	-	-	-	0	↔	2
Probates/Wills & Trusts - Level 2	2024	-	4	2	-	-	-	-	-	-	-	-	-	6	200%	6
	2023	1	1	-	1	1	-	1	4	1	3	3	2	2	▲	18
Protective Orders	2024	-	-	-	-	-	-	-	-	-	-	-	-	0	0	0
	2023	-	-	-	-	-	-	-	3	-	-	-	-	0	↔	3
Uncontested Divorce	2024	1	4	7	-	-	-	-	-	-	-	-	-	12	-8%	12
	2023	4	2	7	1	9	3	3	5	7	3	4	1	13	▼	49


This report reflects data in the case management system. Numbers will update accordingly as reports are refreshed and posted.

CPSS-CCMS-10.01 CASELOAD STATISTICS OF THE CIRCUIT COURTS

Scott

January 2023 -- March 2024 Filings

Alexandria and Fairfax Circuit are not Included in State Totals

Dashboard	Monthly Filings Summary	Jan --- Mar Filings						
<p>Court: Scott Circuit Start/End Date: Jan-23 / Mar-24 2023 Average Month: 286 Jan-Mar 2023: 1,049 Filings Trending: ▲</p>	<p>Circuit/Court ID: 30 230169 Type of Case: Filings 2024 Average Month:360 Jan-Mar 2024 : 1,080 Overall AVG. Month: 301</p>  <p style="text-align: center;">Jan 23 - Mar 24</p>	<table border="1" style="width:100%; text-align: center;"> <tr> <td style="font-size: 1.2em; font-weight: bold;">1,080</td> <td style="font-size: 1.2em; font-weight: bold;">1,049</td> </tr> <tr> <td style="width: 50%;"></td> <td style="width: 50%;"></td> </tr> <tr> <td style="font-weight: bold;">2024</td> <td style="font-weight: bold;">2023</td> </tr> </table>	1,080	1,049			2024	2023
1,080	1,049							
2024	2023							

Filings by Division																
Divisions		Jan	Feb	Mar	Apr	May	Jun	Jul	Aug	Sep	Oct	Nov	Dec	Thru Mar	% Change	Total
Total	2024	337	299	444	-	-	-	-	-	-	-	-	-	1,080	3%	1,080
	2023	357	364	328	191	306	315	167	302	292	332	247	229	1,049	▲	3,430
Civil	2024	15	18	16	-	-	-	-	-	-	-	-	-	49	-16%	49
	2023	18	17	23	14	21	27	20	31	16	22	16	13	58	▼	238
Criminal	2024	234	211	303	-	-	-	-	-	-	-	-	-	748	7%	748
	2023	248	240	211	111	224	225	85	198	210	225	180	164	699	▲	2,321
Concealed Handgun Permits	2024	66	59	111	-	-	-	-	-	-	-	-	-	236	-14%	236
	2023	83	103	87	60	49	50	51	53	51	64	42	45	273	▼	738
Miscellaneous/Other	2024	20	10	14	-	-	-	-	-	-	-	-	-	44	132%	44
	2023	8	4	7	6	10	13	11	17	15	20	8	6	19	▲	125
Others	2024	2	1	-	-	-	-	-	-	-	-	-	-	3	3	3
	2023	-	-	-	-	2	-	-	3	-	1	1	1	0	↔	8

Filings by Case Category																
Case Categories		Jan	Feb	Mar	Apr	May	Jun	Jul	Aug	Sep	Oct	Nov	Dec	Thru Mar	% Change	Total
Capital Murder	2024	-	1	-	-	-	-	-	-	-	-	-	-	1	-50%	1
	2023	-	-	2	-	-	-	-	-	-	-	-	-	2	▼	2
Contested Divorce	2024	1	3	2	-	-	-	-	-	-	-	-	-	6	-40%	6
	2023	3	2	5	2	2	4	2	6	2	2	1	1	10	▼	32
Domestic and Family - Level 1	2024	2	4	3	-	-	-	-	-	-	-	-	-	9	800%	9
	2023	-	-	1	2	2	1	-	1	-	-	1	2	1	▲	10
Domestic and Family - Level 2	2024	-	1	2	-	-	-	-	-	-	-	-	-	3	-57%	3
	2023	4	-	3	-	2	3	3	1	-	3	-	1	7	▼	20
Felonies and Related Matters	2024	175	150	239	-	-	-	-	-	-	-	-	-	564	8%	564
	2023	192	184	144	79	165	159	62	137	183	151	130	146	520	▲	1,732
General Civil - Level 1	2024	-	-	1	-	-	-	-	-	-	-	-	-	0	-100%	0
	2023	-	-	-	-	1	-	-	1	-	-	-	-	1	▼	3
General Civil - Level 2	2024	4	3	3	-	-	-	-	-	-	-	-	-	10	100%	10
	2023	1	3	1	2	2	7	6	3	4	7	5	3	5	▲	44
General Civil - Level 3	2024	-	-	1	-	-	-	-	-	-	-	-	-	1	-93%	1
	2023	4	5	5	4	1	5	5	8	3	1	2	2	14	▼	45
Miscellaneous Civil	2024	85	68	121	-	-	-	-	-	-	-	-	-	274	-5%	274
	2023	90	107	92	65	58	58	59	71	63	82	48	50	289	▼	843
Misdemeanor	2024	58	58	63	-	-	-	-	-	-	-	-	-	179	9%	179
	2023	53	53	58	30	55	65	25	55	23	69	49	15	164	▲	550
Other	2024	2	2	1	-	-	-	-	-	-	-	-	-	5	5	5
	2023	-	-	-	1	4	2	2	4	1	3	2	3	0	↔	22
Other Criminally Related Matters	2024	1	2	1	-	-	-	-	-	-	-	-	-	4	-71%	4
	2023	4	3	7	2	4	3	-	6	4	5	2	3	14	▼	43
Probates/Wills & Trusts - Level 1	2024	-	-	-	-	-	-	-	-	-	-	-	-	0	0	0
	2023	-	-	-	-	-	-	-	-	1	-	-	-	0	↔	1
Probates/Wills & Trusts - Level 2	2024	1	3	-	-	-	-	-	-	-	-	-	-	4	300%	4
	2023	-	-	1	-	-	2	-	1	6	1	1	-	1	▲	12
Protective Orders	2024	-	-	-	-	-	-	-	-	-	-	-	-	0	0	0
	2023	-	-	-	-	-	-	-	-	-	-	-	1	0	↔	1
Uncontested Divorce	2024	8	4	8	-	-	-	-	-	-	-	-	-	20	-5%	20
	2023	6	7	8	4	10	6	3	8	2	8	6	2	21	▼	70

This report reflects data in the case management system. Numbers will update accordingly as reports are refreshed and posted.

CPSS-CCMS-10.01 CASELOAD STATISTICS OF THE CIRCUIT COURTS

Wise

January 2023 -- March 2024 Filings

Alexandria and Fairfax Circuit are not Included in State Totals

Dashboard		Monthly Filings Summary		Jan --- Mar Filings	
Court: Wise Circuit	Circuit/Court ID: 30 230195				
Start/End Date: Jan-23 / Mar-24	Type of Case: Filings				
2023 Average Month: 316	2024 Average Month: 344				
Jan-Mar 2023: 1,105	Jan-Mar 2024 : 1,033				
Filings Trending: ▼	Overall AVG. Month: 322				

Filings by Division																
Divisions		Jan	Feb	Mar	Apr	May	Jun	Jul	Aug	Sep	Oct	Nov	Dec	Thru Mar	% Change	Total
Total	2024	279	386	368	-	-	-	-	-	-	-	-	-	1,033	-7%	1,033
	2023	312	322	471	279	322	294	255	471	264	319	273	213	1,105	▼	3,795
Civil	2024	21	51	25	-	-	-	-	-	-	-	-	-	97	-16%	97
	2023	32	40	44	26	27	24	21	41	28	39	24	32	116	▼	378
Criminal	2024	160	220	208	-	-	-	-	-	-	-	-	-	588	7%	588
	2023	158	125	265	136	154	140	147	322	160	168	181	110	548	▲	2,066
Concealed Handgun Permits	2024	72	90	104	-	-	-	-	-	-	-	-	-	266	-28%	266
	2023	104	134	131	83	115	96	71	77	56	84	46	56	369	▼	1,053
Miscellaneous/ Other	2024	26	25	31	-	-	-	-	-	-	-	-	-	82	14%	82
	2023	18	23	31	34	26	34	16	31	20	28	22	15	72	▲	298

Filings by Case Category																
Case Categories		Jan	Feb	Mar	Apr	May	Jun	Jul	Aug	Sep	Oct	Nov	Dec	Thru Mar	% Change	Total
Administrative Law	2024	-	1	-	-	-	-	-	-	-	-	-	-	1	1	1
	2023	-	-	-	-	-	1	-	-	-	-	-	-	0	↔	1
Capital Murder	2024	-	-	-	-	-	-	-	-	-	-	-	-	0	0	0
	2023	-	-	-	-	-	1	-	-	-	-	-	-	0	↔	1
Contested Divorce	2024	1	8	6	-	-	-	-	-	-	-	-	-	15	-32%	15
	2023	7	7	8	6	2	4	4	4	3	5	1	10	22	▼	61
Domestic and Family - Level 1	2024	9	10	3	-	-	-	-	-	-	-	-	-	22	47%	22
	2023	2	4	9	9	6	4	5	8	2	10	6	2	15	▲	67
Domestic and Family - Level 2	2024	2	6	2	-	-	-	-	-	-	-	-	-	10	-33%	10
	2023	5	6	4	-	9	1	3	6	2	4	3	3	15	▼	46
Felonies and Related Matters	2024	127	192	125	-	-	-	-	-	-	-	-	-	444	16%	444
	2023	107	87	189	100	119	99	98	265	122	109	100	79	383	▲	1,474
General Civil - Level 1	2024	-	2	-	-	-	-	-	-	-	-	-	-	2	0%	2
	2023	-	1	1	-	1	-	-	3	1	-	-	2	2	↔	9
General Civil - Level 2	2024	4	5	6	-	-	-	-	-	-	-	-	-	15	150%	15
	2023	1	2	3	9	2	11	3	11	4	5	5	7	6	▲	63
General Civil - Level 3	2024	3	5	5	-	-	-	-	-	-	-	-	-	13	-7%	13
	2023	3	3	8	5	3	4	1	1	1	3	6	1	14	▼	39
Miscellaneous Civil	2024	92	108	126	-	-	-	-	-	-	-	-	-	326	-23%	326
	2023	119	154	151	98	135	115	84	91	69	102	62	64	424	▼	1,244
Misdemeanor	2024	33	25	82	-	-	-	-	-	-	-	-	-	140	-8%	140
	2023	48	32	72	32	31	38	44	55	28	58	73	26	152	▼	537
Other	2024	2	2	-	-	-	-	-	-	-	-	-	-	4	100%	4
	2023	-	1	1	7	1	3	1	5	3	6	2	2	2	▲	32
Other Criminally Related Matters	2024	-	4	1	-	-	-	-	-	-	-	-	-	5	-69%	5
	2023	4	6	6	4	4	4	5	4	10	1	8	5	16	▼	61
Probates/Wills & Trusts - Level 1	2024	-	1	-	-	-	-	-	-	-	-	-	-	1	1	1
	2023	-	-	-	-	-	-	-	-	1	-	-	-	0	↔	1
Probates/Wills & Trusts - Level 2	2024	2	3	-	-	-	-	-	-	-	-	-	-	5	-50%	5
	2023	5	3	2	2	3	-	1	3	2	1	3	5	10	▼	30
Uncontested Divorce	2024	4	14	12	-	-	-	-	-	-	-	-	-	30	-32%	30
	2023	11	16	17	7	6	9	6	15	16	15	4	7	44	▼	129

This report reflects data in the case management system. Numbers will update accordingly as reports are refreshed and posted.

CPSS-CCMS-10.01 CASELOAD STATISTICS OF THE CIRCUIT COURTS

Prince William

January 2023 -- March 2024 Filings

Alexandria and Fairfax Circuit are not Included in State Totals

Dashboard		Monthly Filings Summary		Jan --- Mar Filings	
Court: Prince William Circuit	Circuit/Court ID: 31 231153				
Start/End Date: Jan-23 / Mar-24	Type of Case: Filings				
2023 Average Month: 1,733	2024 Average Month: 1,757				
Jan-Mar 2023: 6,258	Jan-Mar 2024 : 5,271				
Filings Trending: ▼	Overall AVG. Month: 1,738				

Filings by Division																
Divisions		Jan	Feb	Mar	Apr	May	Jun	Jul	Aug	Sep	Oct	Nov	Dec	Thru Mar	% Change	Total
Total	2024	1,616	1,866	1,789	-	-	-	-	-	-	-	-	-	5,271	-16%	5,271
	2023	2,362	1,991	1,905	1,555	1,645	1,642	1,486	1,739	1,671	1,774	1,498	1,528	6,258	▼	20,796
Civil	2024	254	371	403	-	-	-	-	-	-	-	-	-	1,028	23%	1,028
	2023	255	263	315	249	273	273	251	336	280	326	300	283	833	▲	3,404
Criminal	2024	313	431	357	-	-	-	-	-	-	-	-	-	1,101	8%	1,101
	2023	265	372	379	275	336	349	324	419	410	302	291	425	1,016	▲	4,147
Concealed Handgun Permits	2024	505	528	565	-	-	-	-	-	-	-	-	-	1,598	-20%	1,598
	2023	728	631	634	547	551	497	474	483	472	630	473	436	1,993	▼	6,556
Miscellaneous/ Other	2024	537	534	457	-	-	-	-	-	-	-	-	-	1,528	-36%	1,528
	2023	1,109	722	568	475	483	515	432	499	499	509	429	379	2,399	▼	6,619
Others	2024	7	2	7	-	-	-	-	-	-	-	-	-	16	-6%	16
	2023	5	3	9	9	2	8	5	2	10	7	5	5	17	▼	70

Filings by Case Category																
Case Categories		Jan	Feb	Mar	Apr	May	Jun	Jul	Aug	Sep	Oct	Nov	Dec	Thru Mar	% Change	Total
Administrative Law	2024	1	2	1	-	-	-	-	-	-	-	-	-	4	-50%	4
	2023	2	3	3	-	3	6	-	4	1	2	1	1	8	▼	26
Capital Murder	2024	1	-	1	-	-	-	-	-	-	-	-	-	2	2	2
	2023	-	-	-	5	-	-	1	-	2	2	-	8	0	↔	18
Contested Divorce	2024	29	36	18	-	-	-	-	-	-	-	-	-	83	-22%	83
	2023	37	28	41	26	26	31	29	42	36	34	28	22	106	▼	380
Domestic and Family - Level 1	2024	19	28	39	-	-	-	-	-	-	-	-	-	86	16%	86
	2023	22	21	31	20	21	18	20	28	16	30	16	27	74	▲	270
Domestic and Family - Level 2	2024	51	100	161	-	-	-	-	-	-	-	-	-	312	285%	312
	2023	19	29	33	18	32	30	34	46	43	71	66	58	81	▲	479
Felonies and Related Matters	2024	165	175	154	-	-	-	-	-	-	-	-	-	494	5%	494
	2023	114	176	179	137	162	149	128	205	183	128	119	223	469	▲	1,903
General Civil - Level 1	2024	3	2	3	-	-	-	-	-	-	-	-	-	8	-38%	8
	2023	5	3	5	5	3	-	4	2	3	1	1	4	13	▼	36
General Civil - Level 2	2024	63	87	65	-	-	-	-	-	-	-	-	-	215	8%	215
	2023	57	65	78	71	67	64	62	98	86	67	83	68	200	▲	866
General Civil - Level 3	2024	20	33	30	-	-	-	-	-	-	-	-	-	83	8%	83
	2023	20	24	33	32	30	31	16	19	19	35	24	29	77	▲	312
Miscellaneous Civil	2024	730	773	821	-	-	-	-	-	-	-	-	-	2,324	-16%	2,324
	2023	978	847	929	760	777	745	692	736	721	878	702	637	2,754	▼	9,402
Misdemeanor	2024	84	115	88	-	-	-	-	-	-	-	-	-	287	-2%	287
	2023	88	121	85	66	91	85	86	94	88	94	90	93	294	▼	1,081
Other	2024	299	262	187	-	-	-	-	-	-	-	-	-	748	-53%	748
	2023	844	501	257	261	235	244	197	228	234	231	191	165	1,602	▼	3,588
Other Criminally Related Matters	2024	65	151	115	-	-	-	-	-	-	-	-	-	331	24%	331
	2023	67	83	117	70	91	115	113	126	142	86	86	105	267	▲	1,201
Probates/Wills & Trusts - Level 1	2024	3	4	3	-	-	-	-	-	-	-	-	-	10	43%	10
	2023	2	1	4	2	2	6	6	-	2	3	1	3	7	▲	32
Probates/Wills & Trusts - Level 2	2024	11	8	19	-	-	-	-	-	-	-	-	-	38	3%	38
	2023	9	14	14	11	19	23	14	14	16	10	10	13	37	▲	167
Uncontested Divorce	2024	72	90	84	-	-	-	-	-	-	-	-	-	246	-9%	246
	2023	98	75	96	71	86	95	84	97	79	102	80	72	269	▼	1,035

This report reflects data in the case management system. Numbers will update accordingly as reports are refreshed and posted.