

CASELOAD STATISTICS OF THE GENERAL DISTRICT COURTS

January 2017 thru December 2017

Chesapeake

District: 1

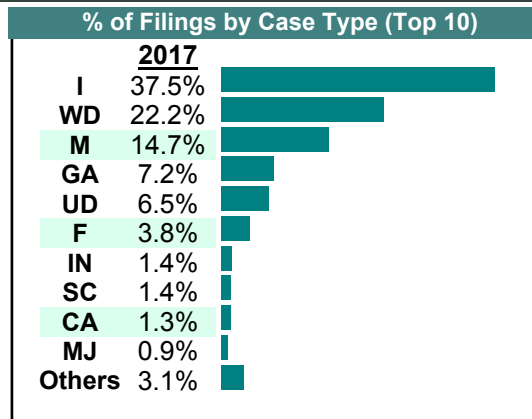
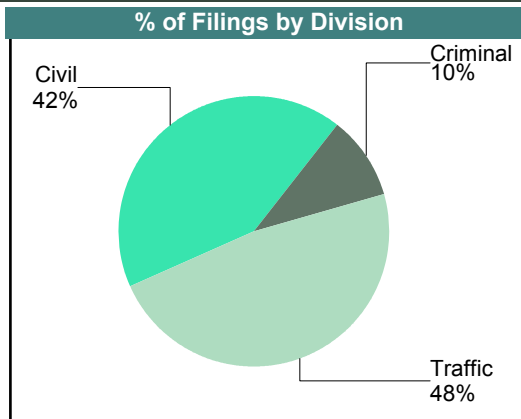
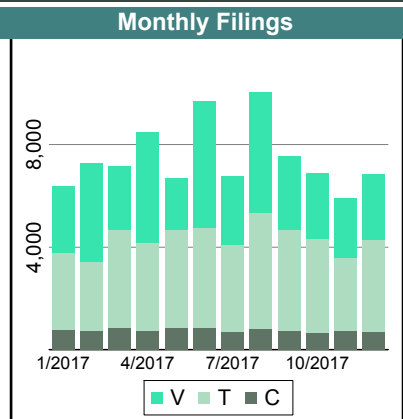
Court ID: 201550

<u>Criminal</u>		Filings	Hearings	Transactions	Concluded	Final Judgmt	Def Judgmt	Cont	Waived
Capias	CA	522	1,398	1,398	547	547	-	851	0
Civil Violation	CV	20	20	21	19	18	-	2	1
Felony	F	3,242	13,164	13,164	3,154	3,154	-	10,010	0
Misdemeanor	M	5,162	15,066	15,217	5,329	5,178	-	9,887	151
Other	O	1	1	1	1	1	-	-	0
Restricted O/L	RL	1	1	1	1	1	-	-	0
Show Cause	SC	206	382	382	201	201	-	181	0
Criminal Total		9,154	30,032	30,184	9,252	9,100	-	20,931	152

<u>Traffic</u>		Filings	Hearings	Transactions	Concluded	Final Judgmt	Def Judgmt	Cont	Waived
Capias	CA	573	2,085	2,085	718	718	-	1,367	0
Civil Violation	CV	124	461	462	114	113	-	348	1
Felony	F	181	686	686	180	180	-	506	0
Infraction	I	33,514	27,921	42,241	33,658	19,338	-	8,583	14,320
Misdemeanor	M	8,002	19,077	19,078	8,299	8,298	-	10,777	1
Other	O	62	56	65	62	53	-	3	9
Restricted O/L	RL	1	1	1	1	1	-	-	0
Show Cause	SC	200	334	334	201	201	-	133	0
Traffic Total		42,657	50,621	64,952	43,233	28,902	-	21,717	14,331

<u>Civil</u>		Filings	Hearings	Transactions	Concluded	Final Judgmt	Def Judgmt	Cont	Waived
Abstract	AJ	109	0	109	109	-	-	-	109
Admin License	AL	436	146	547	401	-	-	108	401
Bond Forfeiture	BF	145	96	225	147	2	16	72	129
Capias	CA	33	37	67	30	-	-	37	30
Counter Claim	CC	35	56	74	37	17	2	37	18
Custody Relief	CR	2	2	2	2	1	1	-	0
Detinue	DT	253	239	372	254	24	97	118	133
Garnishment	GA	6,433	1,655	8,092	6,437	-	-	1,652	6,437
Impoundment	IM	142	4	142	138	-	-	-	138
Interrogatory	IN	1,293	1,229	2,498	1,269	-	-	1,227	1,269
Motion for Judgment	MJ	832	744	1,035	749	36	422	283	291
Mechanic's Lien	ML	1	0	1	1	-	-	-	1
Overweight	OC	101	40	151	111	-	-	40	111
Other	OT	129	25	146	129	2	6	16	121
Protective Order	PO	252	23	260	239	2	-	5	237
Prelim Prot Order	PP	277	14	283	269	-	-	7	269
Petition-Restore Arms	PR	1	1	1	0	-	-	1	0
Restricted O/L	RL	1	0	1	1	-	-	-	1
Show Cause	SC	809	442	1,212	774	2	2	431	770
Tenants Assertion	TA	11	16	23	12	5	-	11	7
Third Party Claim	TH	0	3	3	1	1	-	2	0
Unlawful Detainer	UD	5,800	4,145	6,559	5,807	762	2,631	749	2,414
Warrant in Debt	WD	19,900	17,345	25,195	19,756	936	10,970	5,407	7,850
Zoning Viol	ZO	666	690	1,055	662	22	275	393	365
Civil Total		37,661	26,952	48,053	37,335	1,812	14,422	10,596	21,101

Chesapeake Totals	89,472	107,605	143,189	89,820	39,814	14,422	53,244	35,584
--------------------------	---------------	----------------	----------------	---------------	---------------	---------------	---------------	---------------



Filings by Court & Division

<u>Chesapeake</u>			
C	Misdemeanor	5,162	5.8%
	Felony	3,242	3.6%
	Capias	522	0.6%
	Show Cause	206	0.2%
	Civil Violation	20	0.0%
	Other	1	0.0%
	Restricted O/L	1	0.0%
	Total	9,154	10%
T	Infraction	33,514	37.5%
	Misdemeanor	8,002	8.9%
	Capias	573	0.6%
	Show Cause	200	0.2%
	Felony	181	0.2%
	Civil Violation	124	0.1%
	Other	62	0.1%
	Restricted O/L	1	0.0%
Total	42,657	48%	
V	Warrant in Debt	19,900	22.2%
	Garnishment	6,433	7.2%
	Unlawful Detainer	5,800	6.5%
	Interrogatory	1,293	1.4%
	Motion for Judgment	832	0.9%
	Show Cause	809	0.9%
	Zoning Viol	666	0.7%
	Admin License	436	0.5%
	Prelim Prot Order	277	0.3%
	Detinue	253	0.3%
	Protective Order	252	0.3%
	Bond Forfeiture	145	0.2%
	Impoundment	142	0.2%
	Other	129	0.1%
	Abstract	109	0.1%
	Overweight	101	0.1%
	Counter Claim	35	0.0%
	Capias	33	0.0%
	Tenants Assertion	11	0.0%
	Custody Relief	2	0.0%
	Mechanic's Lien	1	0.0%
	Petition-Restore Arms	1	0.0%
	Restricted O/L	1	0.0%
	Third Party Claim	-	0.0%
	Total	37,661	42%
	Total	89,472	100%

CASELOAD STATISTICS OF THE GENERAL DISTRICT COURTS

January 2017 thru December 2017

Virginia Beach

District: 2

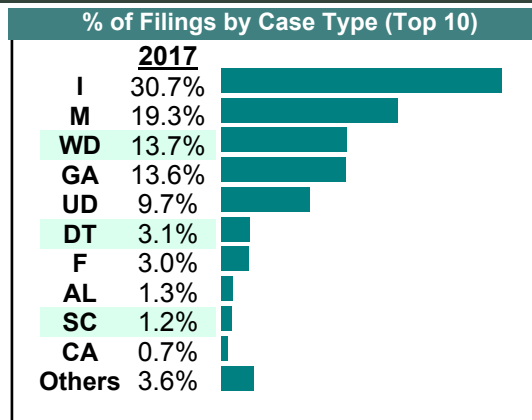
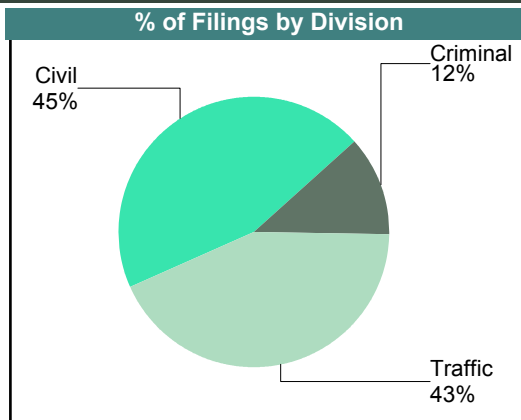
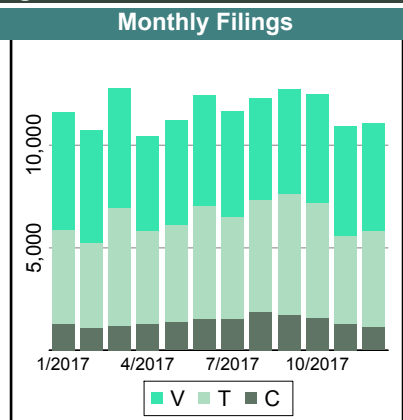
Court ID: 202810

Criminal		Filings	Hearings	Transactions	Concluded	Final Judgmt	Def Judgmt	Cont	Waived
Capias	CA	406	994	994	424	424	-	570	0
Civil Violation	CV	96	183	184	90	89	-	94	1
Felony	F	4,174	13,718	15,561	4,020	2,177	-	11,541	1,843
Misdemeanor	M	12,039	24,668	25,588	11,945	11,025	-	13,643	920
Show Cause	SC	221	403	403	226	226	-	177	0
Criminal Total		16,936	39,966	42,730	16,705	13,941	-	26,025	2,764

Traffic		Filings	Hearings	Transactions	Concluded	Final Judgmt	Def Judgmt	Cont	Waived
Capias	CA	584	1,534	1,534	752	752	-	782	0
Civil Violation	CV	381	1,285	1,287	431	429	-	856	2
Felony	F	2	7	7	0	-	-	7	0
Infraction	I	43,106	36,599	54,137	43,383	25,845	-	10,754	17,538
Misdemeanor	M	15,111	34,912	34,960	16,707	16,659	-	18,253	48
Other	O	432	427	482	451	396	-	31	55
Restricted O/L	RL	5	5	5	5	5	-	-	0
Show Cause	SC	653	1,315	1,315	837	837	-	478	0
Traffic Total		60,274	76,084	93,727	62,566	44,923	-	31,161	17,643

Civil		Filings	Hearings	Transactions	Concluded	Final Judgmt	Def Judgmt	Cont	Waived
Abstract	AJ	674	1	675	674	-	-	1	674
Admin License	AL	1,801	0	1,801	1,801	-	-	-	1,801
Bond Forfeiture	BF	182	189	324	191	-	56	133	135
Capias	CA	25	12	38	26	-	-	12	26
Counter Claim	CC	40	39	65	33	6	1	32	26
Custody Relief	CR	4	7	10	3	-	-	7	3
Detinue	DT	4,370	3,456	5,648	4,546	119	2,235	1,102	2,192
Garnishment	GA	19,074	2,791	21,887	19,096	-	-	2,789	19,096
Interrogatory-Not	IC	3	0	3	3	-	-	-	3
Impoundment	IM	600	1	600	599	-	-	-	599
Interrogatory	IN	688	702	1,398	696	-	-	701	696
Motion for Judgment	MJ	780	746	1,024	701	54	369	323	278
Overweight	OC	32	13	47	34	-	-	13	34
Other	OT	209	68	260	194	2	-	66	192
Protective Order	PO	433	342	778	436	-	-	341	436
Prelim Prot Order	PP	460	1	461	460	-	-	1	460
Petition-Restore Arms	PR	9	21	29	8	-	-	21	8
Show Cause	SC	786	375	1,080	774	7	62	305	705
Tenants Assertion	TA	40	37	71	44	8	2	27	34
Unlawful Detainer	UD	13,659	9,953	15,641	13,677	1,640	6,349	1,964	5,688
Warrant in Debt	WD	19,267	21,846	28,599	19,254	1,338	11,163	9,344	6,753
Civil Total		63,136	40,600	80,439	63,250	3,174	20,237	17,182	39,839

Virginia Beach Totals	140,346	156,650	216,896	142,521	62,038	20,237	74,368	60,246
------------------------------	----------------	----------------	----------------	----------------	---------------	---------------	---------------	---------------



Filings by Court & Division

<u>Virginia Beach</u>			
C	Misdemeanor	12,039	8.6%
	Felony	4,174	3.0%
	Capias	406	0.3%
	Show Cause	221	0.2%
	Civil Violation	96	0.1%
	Total	16,936	12%
T	Infraction	43,106	30.7%
	Misdemeanor	15,111	10.8%
	Show Cause	653	0.5%
	Capias	584	0.4%
	Other	432	0.3%
	Civil Violation	381	0.3%
	Restricted O/L	5	0.0%
	Felony	2	0.0%
	Total	60,274	43%
V	Warrant in Debt	19,267	13.7%
	Garnishment	19,074	13.6%
	Unlawful Detainer	13,659	9.7%
	Detinue	4,370	3.1%
	Admin License	1,801	1.3%
	Show Cause	786	0.6%
	Motion for Judgment	780	0.6%
	Interrogatory	688	0.5%
	Abstract	674	0.5%
	Impoundment	600	0.4%
	Prelim Prot Order	460	0.3%
	Protective Order	433	0.3%
	Other	209	0.1%
	Bond Forfeiture	182	0.1%
	Counter Claim	40	0.0%
	Tenants Assertion	40	0.0%
	Overweight	32	0.0%
	Capias	25	0.0%
	Petition-Restore Arms	9	0.0%
	Custody Relief	4	0.0%
Interrogatory-Not	3	0.0%	
Total	63,136	45%	
Total	140,346	100%	

CASELOAD STATISTICS OF THE GENERAL DISTRICT COURTS

January 2017 thru December 2017

Portsmouth

District: **3**

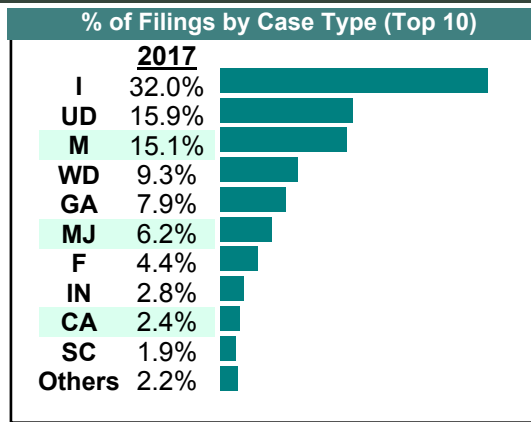
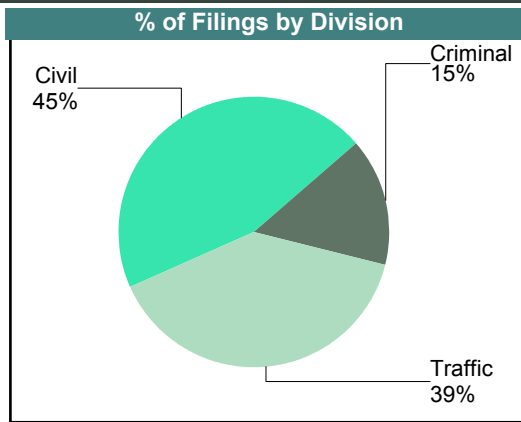
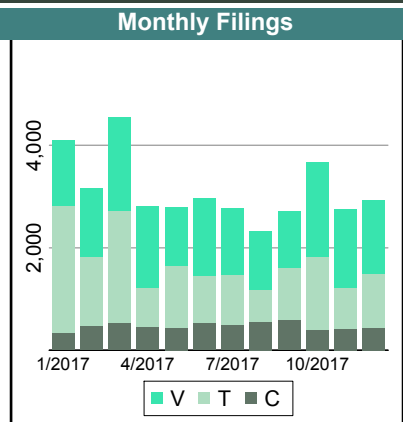
Court ID: **203740**

<u>Criminal</u>		Filings	Hearings	Transactions	Concluded	Final Judgmt	Def Judgmt	Cont	Waived
Capias	CA	499	1,293	1,293	517	517	-	776	0
Civil Violation	CV	38	81	81	30	30	-	51	0
Felony	F	1,664	5,082	5,082	1,507	1,507	-	3,570	0
Misdemeanor	M	3,457	8,788	8,827	3,556	3,517	-	5,269	39
Other	O	0	5	5	1	1	-	4	0
Show Cause	SC	45	94	94	42	42	-	52	0
Criminal Total		5,703	15,343	15,382	5,653	5,614	-	9,722	39

<u>Traffic</u>		Filings	Hearings	Transactions	Concluded	Final Judgmt	Def Judgmt	Cont	Waived
Capias	CA	363	827	827	389	389	-	438	0
Civil Violation	CV	45	137	137	39	39	-	98	0
Infraction	I	12,011	16,370	18,650	12,016	9,736	-	6,623	2,280
Misdemeanor	M	2,203	6,401	6,406	2,267	2,262	-	4,136	5
Other	O	8	18	18	10	10	-	8	0
Restricted O/L	RL	25	26	26	25	25	-	1	0
Show Cause	SC	146	389	389	163	163	-	226	0
Traffic Total		14,801	24,168	26,453	14,909	12,624	-	11,530	2,285

<u>Civil</u>		Filings	Hearings	Transactions	Concluded	Final Judgmt	Def Judgmt	Cont	Waived
Abstract	AJ	73	0	73	73	-	-	-	73
Admin License	AL	110	11	119	108	-	-	9	108
Bond Forfeiture	BF	63	77	142	79	13	1	61	65
Capias	CA	26	21	47	26	-	-	21	26
Counter Claim	CC	7	10	14	5	1	-	9	4
Detinue	DT	124	133	202	126	8	49	76	69
Garnishment	GA	2,950	684	3,626	2,942	-	-	675	2,942
Impoundment	IM	6	0	6	6	-	-	-	6
Interrogatory	IN	1,041	693	1,724	1,031	-	-	677	1,031
Motion for Judgment	MJ	2,316	1,615	2,447	2,322	21	1,469	125	832
Other	OT	13	7	21	14	-	-	6	14
Protective Order	PO	58	9	67	58	-	-	9	58
Prelim Prot Order	PP	219	282	498	216	-	-	277	216
Restricted O/L	RL	12	2	12	10	-	-	-	10
Show Cause	SC	521	256	746	504	14	-	237	490
Tenants Assertion	TA	7	9	15	7	1	-	8	6
Unlawful Detainer	UD	5,965	4,898	6,725	5,953	942	3,184	770	1,827
Warrant in Debt	WD	3,479	3,974	4,941	3,451	279	2,205	1,486	967
Civil Total		16,990	12,681	21,425	16,931	1,279	6,908	4,446	8,744

Portsmouth Totals	37,494	52,192	63,260	37,493	19,517	6,908	25,698	11,068
--------------------------	---------------	---------------	---------------	---------------	---------------	--------------	---------------	---------------



Filings by Court & Division

<u>Portsmouth</u>			
C	Misdemeanor	3,457	9.2%
	Felony	1,664	4.4%
	Capias	499	1.3%
	Show Cause	45	0.1%
	Civil Violation	38	0.1%
	Other	-	0.0%
	Total	5,703	15%
T	Infraction	12,011	32.0%
	Misdemeanor	2,203	5.9%
	Capias	363	1.0%
	Show Cause	146	0.4%
	Civil Violation	45	0.1%
	Restricted O/L	25	0.1%
	Other	8	0.0%
	Total	14,801	39%
V	Unlawful Detainer	5,965	15.9%
	Warrant in Debt	3,479	9.3%
	Garnishment	2,950	7.9%
	Motion for Judgment	2,316	6.2%
	Interrogatory	1,041	2.8%
	Show Cause	521	1.4%
	Prelim Prot Order	219	0.6%
	Detinue	124	0.3%
	Admin License	110	0.3%
	Abstract	73	0.2%
	Bond Forfeiture	63	0.2%
	Protective Order	58	0.2%
	Capias	26	0.1%
	Other	13	0.0%
	Restricted O/L	12	0.0%
	Counter Claim	7	0.0%
	Tenants Assertion	7	0.0%
	Impoundment	6	0.0%
Total	16,990	45%	
Total	37,494	100%	

CASELOAD STATISTICS OF THE GENERAL DISTRICT COURTS

January 2017 thru December 2017

Norfolk

District: 4

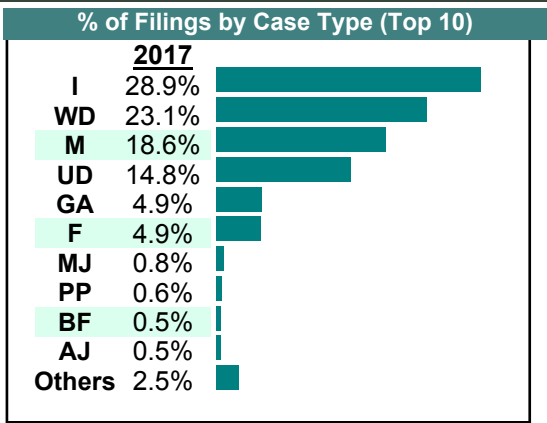
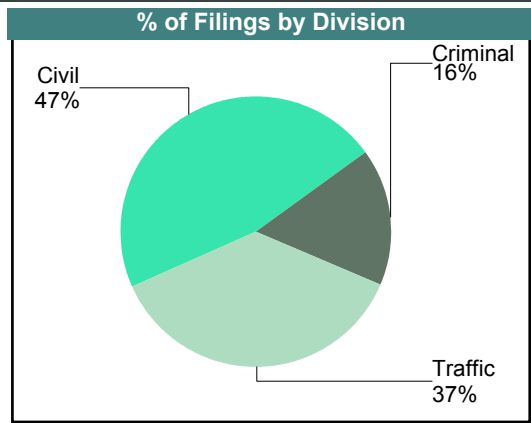
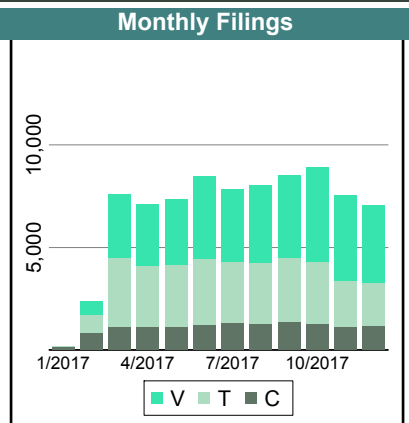
Court ID: 204710

<u>Criminal</u>		<u>Filings</u>	<u>Hearings</u>	<u>Transactions</u>	<u>Concluded</u>	<u>Final Judgmt</u>	<u>Def Judgmt</u>	<u>Cont</u>	<u>Waived</u>
Capias	CA	112	251	251	93	93	-	158	0
Civil Violation	CV	109	271	272	60	59	-	212	1
Felony	F	3,802	9,926	11,057	2,801	1,670	-	8,256	1,131
Misdemeanor	M	9,101	19,122	19,319	7,164	6,967	-	12,155	197
Other	O	1	5	5	1	1	-	4	0
Show Cause	SC	118	141	141	113	113	-	28	0
Criminal Total		13,243	29,716	31,045	10,232	8,903	-	20,813	1,329

<u>Traffic</u>		<u>Filings</u>	<u>Hearings</u>	<u>Transactions</u>	<u>Concluded</u>	<u>Final Judgmt</u>	<u>Def Judgmt</u>	<u>Cont</u>	<u>Waived</u>
Capias	CA	46	95	95	41	41	-	54	0
Civil Violation	CV	7	10	10	6	6	-	4	0
Felony	F	134	399	413	92	78	-	321	14
Infraction	I	23,411	19,345	28,073	22,690	13,962	-	5,383	8,728
Misdemeanor	M	5,939	11,294	11,294	5,029	5,029	-	6,265	0
Other	O	158	180	183	158	155	-	25	3
Restricted O/L	RL	128	131	131	128	128	-	3	0
Show Cause	SC	41	59	59	38	38	-	21	0
Traffic Total		29,864	31,513	40,258	28,182	19,437	-	12,076	8,745

<u>Civil</u>		<u>Filings</u>	<u>Hearings</u>	<u>Transactions</u>	<u>Concluded</u>	<u>Final Judgmt</u>	<u>Def Judgmt</u>	<u>Cont</u>	<u>Waived</u>
Abstract	AJ	381	0	381	381	-	-	-	381
Admin License	AL	357	2	357	355	-	-	-	355
Bond Forfeiture	BF	400	220	477	294	2	35	183	257
Capias	CA	2	0	2	2	-	-	-	2
Counter Claim	CC	44	34	59	34	9	-	25	25
Custody Relief	CR	4	3	5	3	1	-	2	2
Detinue	DT	284	228	412	263	8	71	149	184
Garnishment	GA	4,007	914	4,741	3,827	-	-	907	3,827
Impoundment	IM	56	1	56	55	-	-	-	55
Interrogatory	IN	91	69	131	62	-	-	69	62
Motion for Judgment	MJ	686	590	849	630	51	320	219	259
Overweight	OC	3	2	4	2	-	-	2	2
Other	OT	162	130	261	133	-	2	128	131
Protective Order	PO	137	3	140	137	-	-	3	137
Prelim Prot Order	PP	471	279	734	455	-	-	279	455
Petition-Restore Arms	PR	1	1	2	1	-	-	1	1
Show Cause	SC	98	29	106	95	-	18	11	77
Tenants Assertion	TA	23	18	39	23	1	1	16	21
Third Party Claim	TH	6	8	10	2	-	-	8	2
Unlawful Detainer	UD	11,963	7,150	13,154	11,782	1,382	4,396	1,372	6,004
Warrant in Debt	WD	18,698	17,333	22,892	17,381	890	10,932	5,511	5,559
Civil Total		37,874	27,014	44,812	35,917	2,344	15,775	8,885	17,798

Norfolk Totals		80,981	88,243	116,115	74,331	30,684	15,775	41,774	27,872
-----------------------	--	---------------	---------------	----------------	---------------	---------------	---------------	---------------	---------------



CASELOAD STATISTICS OF THE GENERAL DISTRICT COURTS

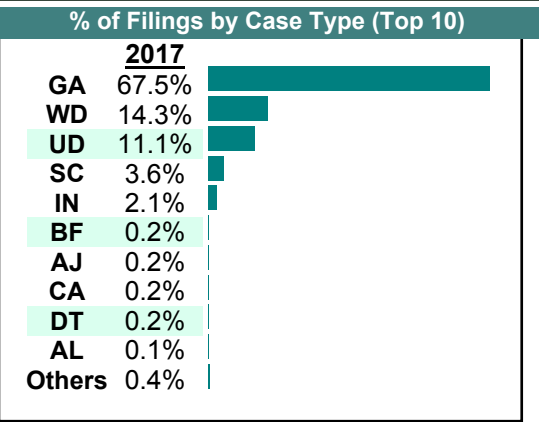
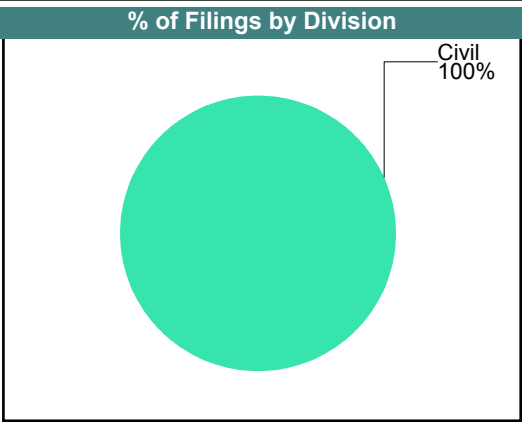
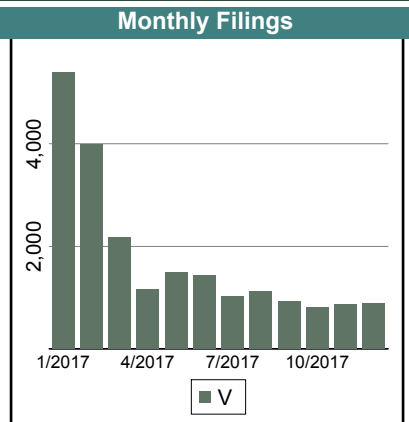
January 2017 thru December 2017

Norfolk-Civil

District: 4
Court ID: 204713

Civil

Abstract	AJ	35	0	35	35	-	-	-	35
Admin License	AL	31	0	31	31	-	-	-	31
Bond Forfeiture	BF	50	120	213	153	1	59	60	93
Capias	CA	34	5	40	35	-	-	5	35
Counter Claim	CC	7	19	36	22	4	1	14	17
Custody Relief	CR	1	0	1	1	-	-	-	1
Detinue	DT	32	80	118	53	-	15	65	38
Garnishment	GA	14,396	3,664	18,249	14,585	-	-	3,645	14,585
Impoundment	IM	2	0	2	2	-	-	-	2
Interrogatory	IN	447	567	1,212	645	-	-	567	645
Motion for Judgment	MJ	28	64	89	62	11	26	27	25
Other	OT	15	22	84	65	1	2	19	62
Protective Order	PO	3	0	4	4	-	-	-	4
Prelim Prot Order	PP	28	13	52	39	-	-	13	39
Show Cause	SC	777	241	930	781	5	87	148	689
Tenants Assertion	TA	1	3	7	5	1	-	2	4
Third Party Claim	TH	1	11	15	4	-	-	11	4
Unlawful Detainer	UD	2,376	1,969	3,221	2,552	283	1,017	669	1,252
Warrant in Debt	WD	3,051	4,476	6,003	4,271	372	2,372	1,731	1,527
Civil Total		21,315	11,254	30,342	23,345	678	3,579	6,976	19,088
Norfolk-Civil Totals		21,315	11,254	30,342	23,345	678	3,579	6,976	19,088



CASELOAD STATISTICS OF THE GENERAL DISTRICT COURTS

January 2017 thru December 2017

Norfolk-Criminal

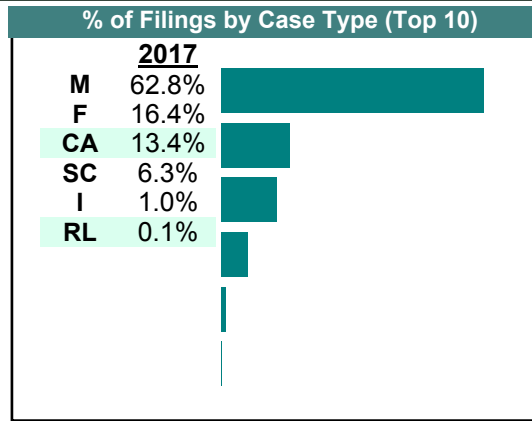
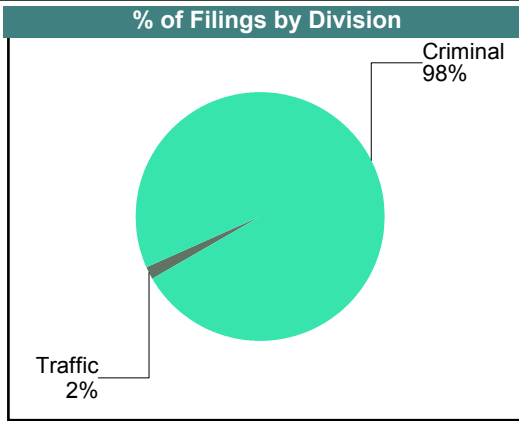
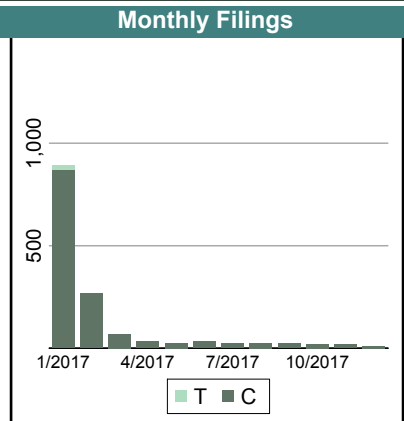
District: 4

Court ID: 204711

Criminal		Filings	Hearings	Transactions	Concluded	Final Judgmt	Def Judgmt	Cont	Waived
Capias	CA	193	718	718	264	264	-	454	0
Felony	F	231	2,201	2,572	1,075	704	-	1,497	371
Misdemeanor	M	904	5,332	5,362	2,390	2,360	-	2,972	30
Show Cause	SC	91	182	182	108	108	-	74	0
Criminal Total		1,419	8,433	8,834	3,837	3,436	-	4,997	401

Traffic		Filings	Hearings	Transactions	Concluded	Final Judgmt	Def Judgmt	Cont	Waived
Felony	F	6	29	33	13	9	-	20	4
Infraction	I	14	65	65	22	22	-	43	0
Misdemeanor	M	2	35	35	16	16	-	19	0
Restricted O/L	RL	1	1	1	1	1	-	-	0
Traffic Total		23	130	134	52	48	-	82	4

Norfolk-Criminal Totals		1,442	8,563	8,968	3,889	3,484	0	5,079	405
--------------------------------	--	--------------	--------------	--------------	--------------	--------------	----------	--------------	------------



CASELOAD STATISTICS OF THE GENERAL DISTRICT COURTS

January 2017 thru December 2017

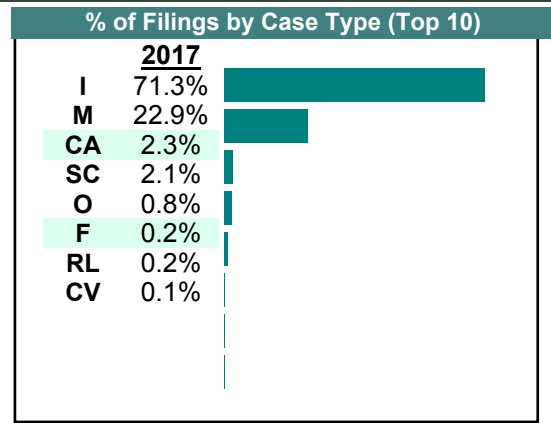
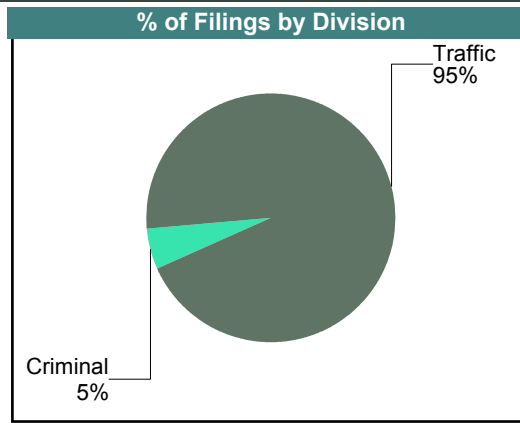
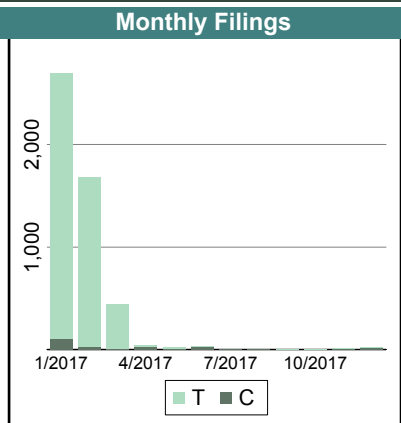
Norfolk-Traffic

District: 4
Court ID: 204712

<u>Criminal</u>		<u>Filings</u>	<u>Hearings</u>	<u>Transactions</u>	<u>Concluded</u>	<u>Final Judgmt</u>	<u>Def Judgmt</u>	<u>Cont</u>	<u>Waived</u>
Capias	CA	69	260	260	108	108	-	152	0
Civil Violation	CV	5	62	62	26	26	-	36	0
Felony	F	5	61	61	23	23	-	38	0
Misdemeanor	M	101	957	959	421	419	-	538	2
Show Cause	SC	75	131	131	79	79	-	52	0
Criminal Total		255	1,471	1,473	657	655	-	816	2

<u>Traffic</u>		<u>Filings</u>	<u>Hearings</u>	<u>Transactions</u>	<u>Concluded</u>	<u>Final Judgmt</u>	<u>Def Judgmt</u>	<u>Cont</u>	<u>Waived</u>
Capias	CA	45	175	175	79	79	-	96	0
Civil Violation	CV	1	3	3	2	2	-	1	0
Felony	F	7	84	84	35	35	-	49	0
Infraction	I	3,534	4,390	5,670	4,160	2,880	-	1,510	1,280
Misdemeanor	M	1,035	4,183	4,183	2,022	2,022	-	2,161	0
Other	O	42	52	53	46	45	-	7	1
Restricted O/L	RL	10	10	10	10	10	-	-	0
Show Cause	SC	28	51	51	30	30	-	21	0
Traffic Total		4,702	8,948	10,229	6,384	5,103	-	3,845	1,281

<u>Norfolk-Traffic Totals</u>		<u>Filings</u>	<u>Hearings</u>	<u>Transactions</u>	<u>Concluded</u>	<u>Final Judgmt</u>	<u>Def Judgmt</u>	<u>Cont</u>	<u>Waived</u>
		4,957	10,419	11,702	7,041	5,758	0	4,661	1,283



CASELOAD STATISTICS OF THE GENERAL DISTRICT COURTS

January 2017 thru December 2017 Filing Comparison

District: 4

Filings by Court & Division

	Norfolk		Norfolk-Civil		Norfolk-Criminal		Norfolk-Traffic		Total
C Misdemeanor	9,101	90%	-	0%	904	9%	101	1%	10,106
Felony	3,802	94%	-	0%	231	6%	5	0%	4,038
Capias	112	30%	-	0%	193	52%	69	18%	374
Show Cause	118	42%	-	0%	91	32%	75	26%	284
Civil Violation	109	96%	-	0%	-	0%	5	4%	114
Other	1	100%	-	0%	-	0%	-	0%	1
Total	13,243	89%	0	0%	1,419	10%	255	2%	14,917
T Infraction	23,411	87%	-	0%	14	0%	3,534	13%	26,959
Misdemeanor	5,939	85%	-	0%	2	0%	1,035	15%	6,976
Other	158	79%	-	0%	-	0%	42	21%	200
Felony	134	91%	-	0%	6	4%	7	5%	147
Restricted O/L	128	92%	-	0%	1	1%	10	7%	139
Capias	46	51%	-	0%	-	0%	45	49%	91
Show Cause	41	59%	-	0%	-	0%	28	41%	69
Civil Violation	7	88%	-	0%	-	0%	1	13%	8
Total	29,864	86%	0	0%	23	0%	4,702	14%	34,589
V Warrant in Debt	18,698	86%	3,051	14%	-	0%	-	0%	21,749
Garnishment	4,007	22%	14,396	78%	-	0%	-	0%	18,403
Unlawful Detainer	11,963	83%	2,376	17%	-	0%	-	0%	14,339
Show Cause	98	11%	777	89%	-	0%	-	0%	875
Motion for Judgment	686	96%	28	4%	-	0%	-	0%	714
Interrogatory	91	17%	447	83%	-	0%	-	0%	538
Prelim Prot Order	471	94%	28	6%	-	0%	-	0%	499
Bond Forfeiture	400	89%	50	11%	-	0%	-	0%	450
Abstract	381	92%	35	8%	-	0%	-	0%	416
Admin License	357	92%	31	8%	-	0%	-	0%	388
Detinue	284	90%	32	10%	-	0%	-	0%	316
Other	162	92%	15	8%	-	0%	-	0%	177
Protective Order	137	98%	3	2%	-	0%	-	0%	140
Impoundment	56	97%	2	3%	-	0%	-	0%	58
Counter Claim	44	86%	7	14%	-	0%	-	0%	51
Capias	2	6%	34	94%	-	0%	-	0%	36
Tenants Assertion	23	96%	1	4%	-	0%	-	0%	24
Third Party Claim	6	86%	1	14%	-	0%	-	0%	7
Custody Relief	4	80%	1	20%	-	0%	-	0%	5
Overweight	3	100%	-	0%	-	0%	-	0%	3
Petition-Restore Arms	1	100%	-	0%	-	0%	-	0%	1
Total	37,874	64%	21,315	36%	0	0%	0	0%	59,189
Total	80,981	75%	21,315	20%	1,442	1%	4,957	5%	108,695

CASELOAD STATISTICS OF THE GENERAL DISTRICT COURTS

January 2017 thru December 2017

Franklin City

District: 5

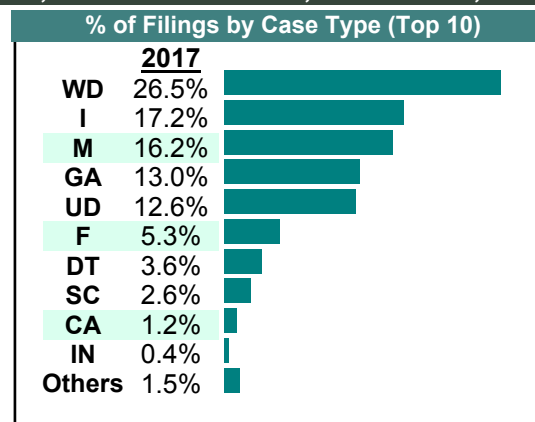
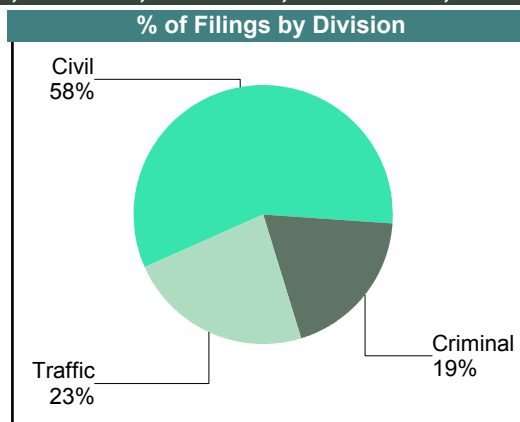
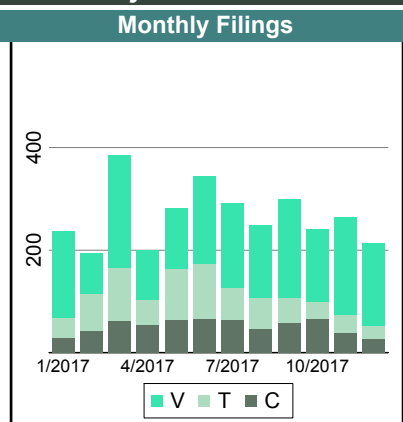
Court ID: 205620

<u>Criminal</u>		Filings	Hearings	Transactions	Concluded	Final Judgmt	Def Judgmt	Cont	Waived
Capias	CA	31	85	85	32	32	-	53	0
Civil Violation	CV	7	19	20	7	6	-	11	1
Felony	F	166	631	631	146	146	-	480	0
Misdemeanor	M	367	1,025	1,038	362	349	-	673	13
Show Cause	SC	50	114	114	50	50	-	63	0
Criminal Total		621	1,874	1,888	597	583	-	1,280	14

<u>Traffic</u>		Filings	Hearings	Transactions	Concluded	Final Judgmt	Def Judgmt	Cont	Waived
Capias	CA	6	23	23	6	6	-	17	0
Civil Violation	CV	1	1	1	1	1	-	-	0
Felony	F	4	19	19	4	4	-	15	0
Infraction	I	549	686	831	559	414	-	264	145
Misdemeanor	M	150	377	377	151	151	-	224	0
Restricted O/L	RL	3	3	3	2	2	-	-	0
Show Cause	SC	21	51	51	22	22	-	29	0
Traffic Total		734	1,160	1,305	745	600	-	549	145

<u>Civil</u>		Filings	Hearings	Transactions	Concluded	Final Judgmt	Def Judgmt	Cont	Waived
Abstract	AJ	5	0	5	5	-	-	-	5
Admin License	AL	6	1	6	5	-	-	-	5
Bond Forfeiture	BF	2	2	2	0	-	-	1	0
Detinue	DT	115	84	155	124	9	44	31	71
Garnishment	GA	416	49	460	411	-	-	45	411
Impoundment	IM	2	0	2	2	-	-	-	2
Interrogatory	IN	13	10	22	12	-	-	9	12
Motion for Judgment	MJ	4	4	4	2	-	2	2	0
Other	OT	1	4	5	1	-	-	4	1
Protective Order	PO	8	2	8	6	-	-	-	6
Prelim Prot Order	PP	8	0	8	8	-	-	-	8
Show Cause	SC	11	5	13	10	-	2	2	8
Tenants Assertion	TA	2	1	2	1	-	-	-	1
Unlawful Detainer	UD	404	201	435	407	33	140	27	234
Warrant in Debt	WD	847	923	1,063	834	88	606	217	140
Civil Total		1,844	1,286	2,190	1,828	130	794	338	904

Franklin City Totals	3,199	4,320	5,383	3,170	1,313	794	2,167	1,063
-----------------------------	--------------	--------------	--------------	--------------	--------------	------------	--------------	--------------



CASELOAD STATISTICS OF THE GENERAL DISTRICT COURTS

January 2017 thru December 2017

Isle of Wight

District: 5

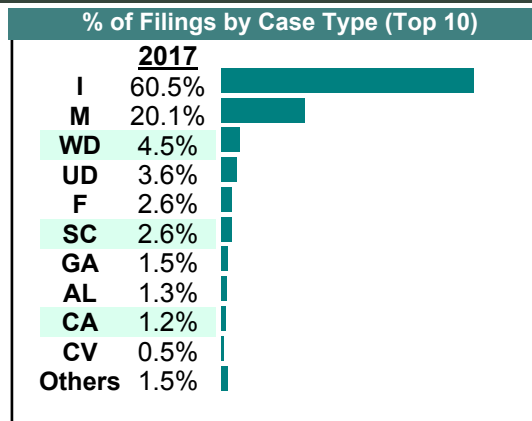
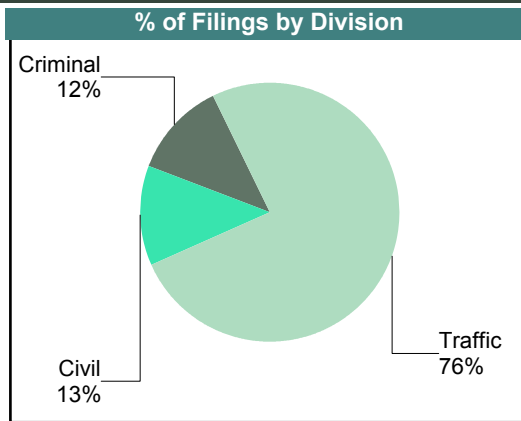
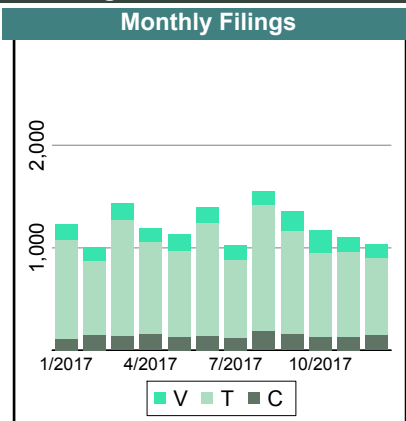
Court ID: 205093

Criminal		Filings	Hearings	Transactions	Concluded	Final Judgmt	Def Judgmt	Cont	Waived
Capias	CA	58	180	180	68	68	-	111	0
Civil Violation	CV	69	228	228	69	69	-	159	0
Felony	F	365	1,417	1,530	377	264	-	1,153	113
Misdemeanor	M	1,096	3,062	3,105	1,095	1,052	-	2,005	43
Show Cause	SC	132	282	282	126	126	-	149	0
Criminal Total		1,720	5,169	5,325	1,735	1,579	-	3,577	156

Traffic		Filings	Hearings	Transactions	Concluded	Final Judgmt	Def Judgmt	Cont	Waived
Capias	CA	109	375	375	117	117	-	258	0
Civil Violation	CV	6	9	9	6	6	-	3	0
Felony	F	15	55	57	12	10	-	45	2
Infraction	I	8,843	9,159	12,241	8,909	5,827	-	3,320	3,082
Misdemeanor	M	1,846	4,558	4,560	1,829	1,827	-	2,725	2
Restricted O/L	RL	1	1	1	1	1	-	-	0
Show Cause	SC	225	555	555	229	229	-	320	0
Traffic Total		11,045	14,712	17,798	11,103	8,017	-	6,671	3,086

Civil		Filings	Hearings	Transactions	Concluded	Final Judgmt	Def Judgmt	Cont	Waived
Abstract	AJ	7	0	7	7	-	-	-	7
Admin License	AL	190	0	190	190	-	-	-	190
Bond Forfeiture	BF	7	5	9	4	-	-	1	4
Capias	CA	2	0	2	2	-	-	-	2
Detinue	DT	25	27	34	25	3	15	9	7
Garnishment	GA	217	22	239	217	-	-	22	217
Impoundment	IM	34	0	34	34	-	-	-	34
Interrogatory	IN	44	49	92	43	-	-	48	43
Motion for Judgment	MJ	24	34	42	20	4	8	22	8
Other	OT	27	29	37	24	-	16	13	8
Protective Order	PO	20	10	24	14	-	-	3	14
Prelim Prot Order	PP	33	4	35	31	-	-	2	31
Petition-Restore Arms	PR	1	0	1	1	-	-	-	1
Show Cause	SC	23	3	25	22	-	-	3	22
Unlawful Detainer	UD	528	302	597	529	65	169	68	295
Warrant in Debt	WD	662	723	903	643	63	400	260	180
Civil Total		1,844	1,208	2,271	1,806	135	608	451	1,063

Isle of Wight Totals	Filings	Hearings	Transactions	Concluded	Final Judgmt	Def Judgmt	Cont	Waived
	14,609	21,089	25,394	14,644	9,731	608	10,699	4,305



CASELOAD STATISTICS OF THE GENERAL DISTRICT COURTS

January 2017 thru December 2017

Southampton

District: 5

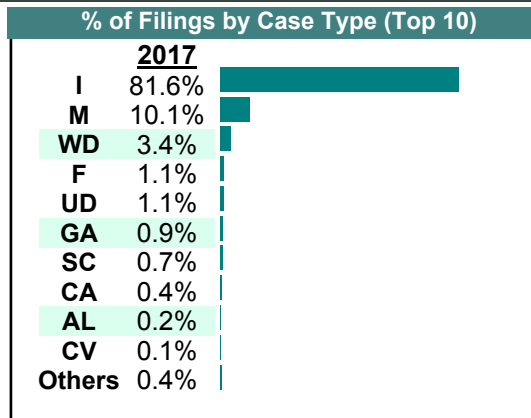
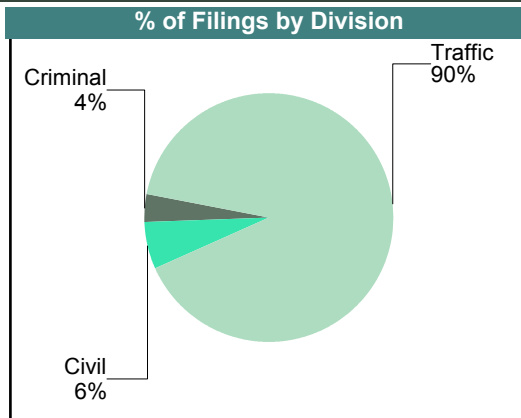
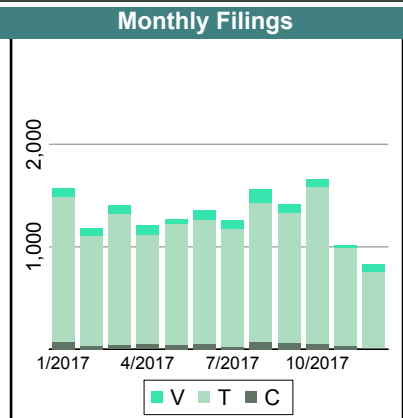
Court ID: 205175

<u>Criminal</u>		<u>Filings</u>	<u>Hearings</u>	<u>Transactions</u>	<u>Concluded</u>	<u>Final Judgmt</u>	<u>Def Judgmt</u>	<u>Cont</u>	<u>Waived</u>
Capias	CA	14	33	33	16	16	-	17	0
Civil Violation	CV	15	49	49	21	21	-	28	0
Felony	F	161	565	565	173	173	-	392	0
Misdemeanor	M	387	1,053	1,059	400	394	-	659	6
Show Cause	SC	24	54	54	28	28	-	26	0
Criminal Total		601	1,754	1,760	638	632	-	1,122	6

<u>Traffic</u>		<u>Filings</u>	<u>Hearings</u>	<u>Transactions</u>	<u>Concluded</u>	<u>Final Judgmt</u>	<u>Def Judgmt</u>	<u>Cont</u>	<u>Waived</u>
Capias	CA	49	204	204	42	42	-	162	0
Felony	F	11	37	37	9	9	-	28	0
Infraction	I	12,841	10,177	16,073	12,932	7,036	-	3,141	5,896
Misdemeanor	M	1,204	2,629	2,631	1,249	1,247	-	1,382	2
Show Cause	SC	81	220	220	79	79	-	141	0
Traffic Total		14,186	13,267	19,165	14,311	8,413	-	4,854	5,898

<u>Civil</u>		<u>Filings</u>	<u>Hearings</u>	<u>Transactions</u>	<u>Concluded</u>	<u>Final Judgmt</u>	<u>Def Judgmt</u>	<u>Cont</u>	<u>Waived</u>
Abstract	AJ	3	1	3	3	1	-	-	2
Admin License	AL	28	0	29	29	-	-	-	29
Detinue	DT	6	6	11	6	1	-	5	5
Garnishment	GA	140	4	144	140	-	-	4	140
Impoundment	IM	3	0	3	3	-	-	-	3
Interrogatory	IN	6	3	8	5	-	-	3	5
Motion for Judgment	MJ	6	9	9	0	-	-	9	0
Overweight	OC	1	0	1	1	-	-	-	1
Other	OT	4	1	4	4	1	-	-	3
Protective Order	PO	13	11	19	13	5	-	6	8
Prelim Prot Order	PP	9	2	11	9	-	-	2	9
Petition-Restore Arms	PR	9	0	9	9	-	-	-	9
Show Cause	SC	8	11	17	9	1	2	8	6
Unlawful Detainer	UD	166	154	190	167	43	88	23	36
Warrant in Debt	WD	542	543	738	545	76	274	192	195
Civil Total		944	745	1,196	943	128	364	252	451

Southampton Totals	15,731	15,766	22,121	15,892	9,173	364	6,228	6,355
---------------------------	---------------	---------------	---------------	---------------	--------------	------------	--------------	--------------



CASELOAD STATISTICS OF THE GENERAL DISTRICT COURTS

January 2017 thru December 2017

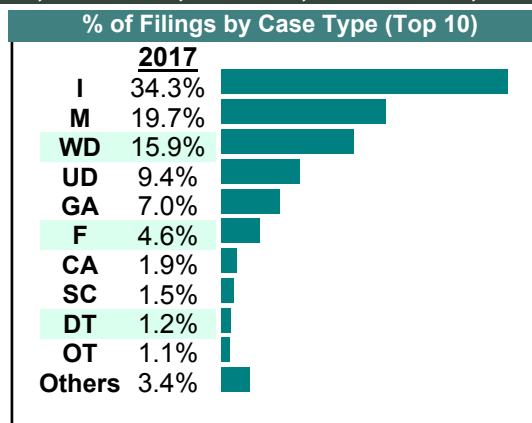
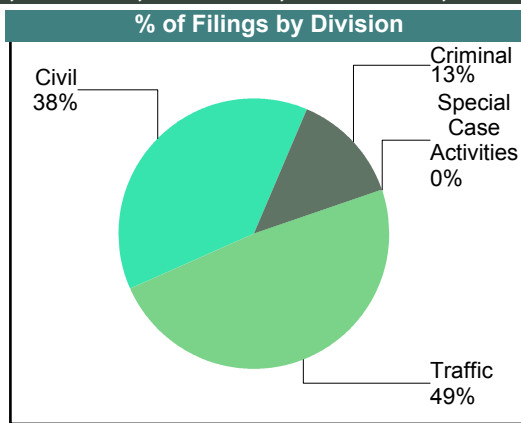
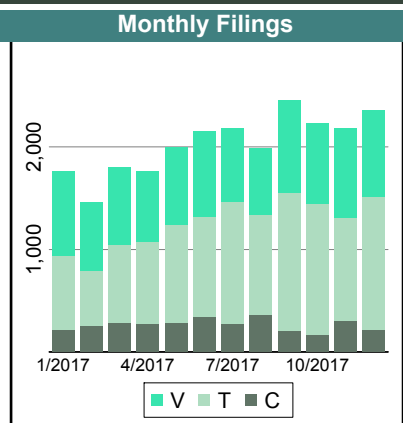
Suffolk
District: 5
Court ID: 205800

Criminal		Filings	Hearings	Transactions	Concluded	Final Judgmt	Def Judgmt	Cont	Waived
Capias	CA	150	480	480	175	175	-	305	0
Felony	F	1,127	4,017	4,017	990	990	-	3,027	0
Misdemeanor	M	1,886	4,815	4,877	1,939	1,877	-	2,931	62
Show Cause	SC	65	167	167	66	66	-	100	0
Criminal Total		3,228	9,479	9,541	3,170	3,108	-	6,363	62

Traffic		Filings	Hearings	Transactions	Concluded	Final Judgmt	Def Judgmt	Cont	Waived
Capias	CA	311	758	758	306	306	-	450	0
Civil Violation	CV	57	204	204	61	61	-	142	0
Felony	F	1	2	2	0	-	-	2	0
Infraction	I	8,341	8,833	11,870	7,990	4,953	-	3,854	3,037
Misdemeanor	M	2,890	8,291	8,296	2,704	2,699	-	5,582	5
Other	O	2	1	2	2	1	-	-	1
Show Cause	SC	189	510	510	200	200	-	306	0
Traffic Total		11,791	18,599	21,642	11,263	8,220	-	10,336	3,043

Civil		Filings	Hearings	Transactions	Concluded	Final Judgmt	Def Judgmt	Cont	Waived
Abstract	AJ	108	0	108	108	-	-	-	108
Capias	CA	4	0	5	5	-	-	-	5
Counter Claim	CC	3	4	8	4	-	-	4	4
Detinue	DT	290	210	360	293	16	127	67	150
Garnishment	GA	1,698	359	2,064	1,705	-	-	358	1,705
Interrogatory	IN	131	130	265	135	-	-	128	135
Mental Commitment	MC	14							
Motion for Judgment	MJ	39	44	65	46	3	22	19	21
Overweight	OC	93	47	133	86	-	-	47	86
Other	OT	258	29	264	235	-	-	8	235
Protective Order	PO	106	117	216	99	-	-	111	99
Prelim Prot Order	PP	38	49	87	38	-	-	47	38
Petition-Restore Arms	PR	1	3	3	0	-	-	2	0
Show Cause	SC	120	81	189	115	3	4	64	108
Tenants Assertion	TA	3	4	6	2	-	-	4	2
Unlawful Detainer	UD	2,285	1,820	2,547	2,277	329	1,221	268	727
Warrant in Debt	WD	3,854	4,064	5,369	3,820	246	2,269	1,543	1,305
Zoning Viol	ZO	238	277	431	236	4	78	195	154
Civil Total		9,283	7,238	12,134	9,218	601	3,721	2,865	4,896

Suffolk Totals	24,302	35,316	43,317	23,651	11,929	3,721	19,564	8,001
-----------------------	---------------	---------------	---------------	---------------	---------------	--------------	---------------	--------------



CASELOAD STATISTICS OF THE GENERAL DISTRICT COURTS

January 2017 thru December 2017 Filing Comparison

District: 5

Filings by Court & Division

	Franklin City		Isle of Wight		Southampton		Suffolk		Total
C Misdemeanor	367	10%	1,096	29%	387	10%	1,886	50%	3,736
Felony	166	9%	365	20%	161	9%	1,127	62%	1,819
Show Cause	50	18%	132	49%	24	9%	65	24%	271
Capias	31	12%	58	23%	14	6%	150	59%	253
Civil Violation	7	8%	69	76%	15	16%	-	0%	91
Total	621	10%	1,720	28%	601	10%	3,228	52%	6,170
T Infraction	549	2%	8,843	29%	12,841	42%	8,341	27%	30,574
Misdemeanor	150	2%	1,846	30%	1,204	20%	2,890	47%	6,090
Show Cause	21	4%	225	44%	81	16%	189	37%	516
Capias	6	1%	109	23%	49	10%	311	65%	475
Civil Violation	1	2%	6	9%	-	0%	57	89%	64
Relicted	4	13%	15	48%	11	35%	1	3%	31
Restricted O/L	3	75%	1	25%	-	0%	-	0%	4
Other	-	0%	-	0%	-	0%	2	100%	2
Total	734	2%	11,045	29%	14,186	38%	11,791	31%	37,756
V Warrant in Debt	847	14%	662	11%	542	9%	3,854	65%	5,905
Unlawful Detainer	404	12%	528	16%	166	5%	2,285	68%	3,383
Garnishment	416	17%	217	9%	140	6%	1,698	69%	2,471
Detinue	115	26%	25	6%	6	1%	290	67%	436
Other	1	0%	27	9%	4	1%	258	89%	290
Zoning Viol	-	0%	-	0%	-	0%	238	100%	238
Admin License	6	3%	190	85%	28	13%	-	0%	224
Interrogatory	13	7%	44	23%	6	3%	131	68%	194
Show Cause	11	7%	23	14%	8	5%	120	74%	162
Protective Order	8	5%	20	14%	13	9%	106	72%	147
Abstract	5	4%	7	6%	3	2%	108	88%	123
Overweight	-	0%	-	0%	1	1%	93	99%	94
Prelim Prot Order	8	9%	33	38%	9	10%	38	43%	88
Motion for Judgment	4	5%	24	33%	6	8%	39	53%	73
Impoundment	2	5%	34	87%	3	8%	-	0%	39
Mental Commitment	-	0%	-	0%	-	0%	14	100%	14
Petition-Restore Arms	-	0%	1	9%	9	82%	1	9%	11
Bond Forfeiture	2	22%	7	78%	-	0%	-	0%	9
Capias	-	0%	2	33%	-	0%	4	67%	6
Tenants Assertion	2	40%	-	0%	-	0%	3	60%	5
Counter Claim	-	0%	-	0%	-	0%	3	100%	3
Total	1,844	13%	1,844	13%	944	7%	9,283	67%	13,915
Total	3,199	6%	14,609	25%	15,731	27%	24,302	42%	57,841

CASELOAD STATISTICS OF THE GENERAL DISTRICT COURTS

January 2017 thru December 2017

Brunswick

District: 6

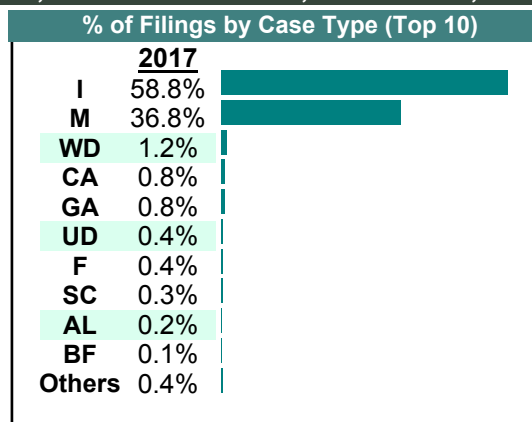
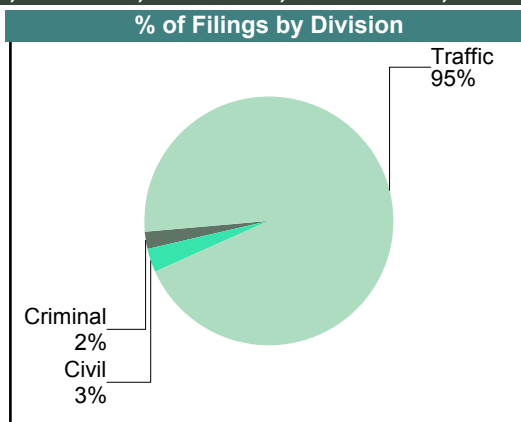
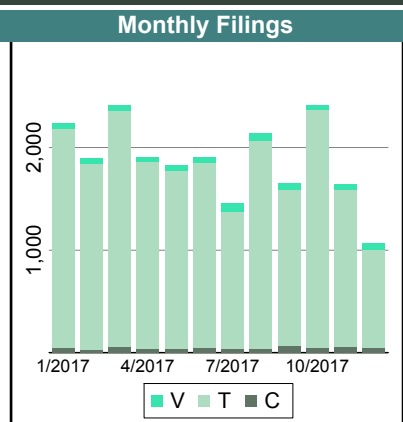
Court ID: 206025

<u>Criminal</u>		Filings	Hearings	Transactions	Concluded	Final Judgmt	Def Judgmt	Cont	Waived
Capias	CA	79	211	211	76	76	-	135	0
Civil Violation	CV	13	60	60	11	11	-	49	0
Felony	F	76	261	261	68	68	-	192	0
Misdemeanor	M	345	1,034	1,037	291	288	-	746	3
Show Cause	SC	43	135	135	38	38	-	97	0
Criminal Total		556	1,701	1,704	484	481	-	1,219	3

<u>Traffic</u>		Filings	Hearings	Transactions	Concluded	Final Judgmt	Def Judgmt	Cont	Waived
Capias	CA	100	305	305	104	104	-	201	0
Civil Violation	CV	3	5	6	3	2	-	3	1
Felony	F	6	19	19	6	6	-	13	0
Infraction	I	13,257	9,617	15,784	13,417	7,250	-	2,367	6,167
Misdemeanor	M	7,953	11,726	11,775	8,031	7,982	-	3,744	49
Show Cause	SC	11	33	33	11	11	-	22	0
Traffic Total		21,330	21,705	27,922	21,572	15,355	-	6,350	6,217

<u>Civil</u>		Filings	Hearings	Transactions	Concluded	Final Judgmt	Def Judgmt	Cont	Waived
Abstract	AJ	7	0	7	7	-	-	-	7
Admin License	AL	34	0	34	34	-	-	-	34
Bond Forfeiture	BF	28	39	59	24	1	3	35	20
Detinue	DT	1	0	1	1	-	-	-	1
Garnishment	GA	179	19	197	178	-	-	19	178
Impoundment	IM	21	1	22	21	-	-	1	21
Interrogatory	IN	4	1	5	4	-	-	1	4
Motion for Judgment	MJ	4	9	10	2	-	1	8	1
Overweight	OC	15	5	20	15	-	-	5	15
Other	OT	5	2	7	5	-	-	2	5
Protective Order	PO	3	1	3	2	-	-	-	2
Prelim Prot Order	PP	6	0	6	6	-	-	-	6
Show Cause	SC	7	6	14	8	-	-	6	8
Tenants Assertion	TA	1	1	2	1	-	-	1	1
Unlawful Detainer	UD	87	89	124	88	32	21	36	35
Warrant in Debt	WD	262	295	389	265	34	137	124	94
Civil Total		664	468	900	661	67	162	238	432

Brunswick Totals	22,550	23,874	30,526	22,717	15,903	162	7,807	6,652
-------------------------	---------------	---------------	---------------	---------------	---------------	------------	--------------	--------------



CASELOAD STATISTICS OF THE GENERAL DISTRICT COURTS

January 2017 thru December 2017

Emporia

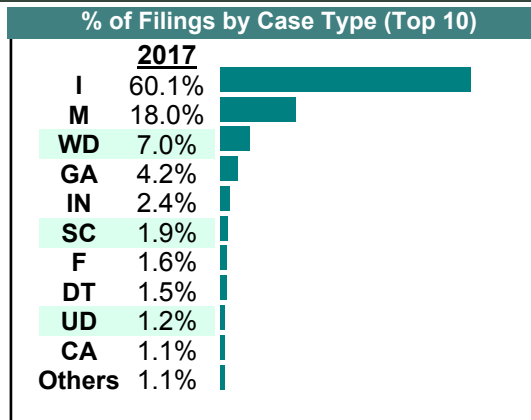
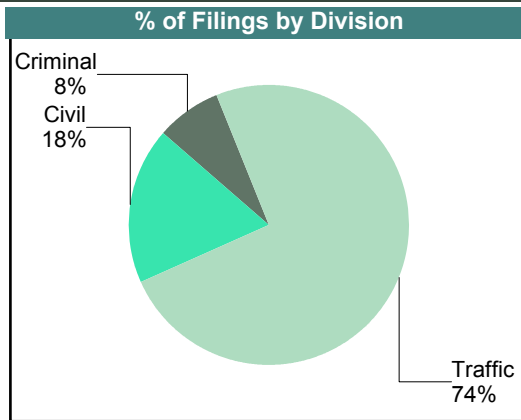
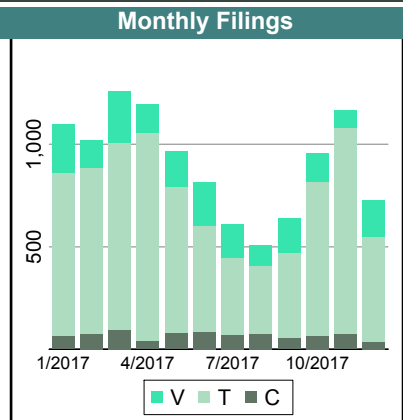
District: 6
Court ID: 206595

<u>Criminal</u>		Filings	Hearings	Transactions	Concluded	Final Judgmt	Def Judgmt	Cont	Waived
Capias	CA	59	307	307	87	87	-	220	0
Civil Violation	CV	10	34	34	8	8	-	26	0
Felony	F	170	805	805	197	197	-	608	0
Misdemeanor	M	502	1,900	1,901	455	454	-	1,446	1
Show Cause	SC	89	368	368	88	88	-	280	0
Criminal Total		830	3,414	3,415	835	834	-	2,580	1

<u>Traffic</u>		Filings	Hearings	Transactions	Concluded	Final Judgmt	Def Judgmt	Cont	Waived
Capias	CA	47	162	162	42	42	-	120	0
Felony	F	5	33	33	5	5	-	28	0
Infraction	I	6,577	4,680	8,063	6,563	3,180	-	1,500	3,383
Misdemeanor	M	1,471	2,763	2,766	1,466	1,463	-	1,300	3
Show Cause	SC	49	164	164	41	41	-	123	0
Traffic Total		8,149	7,802	11,188	8,117	4,731	-	3,071	3,386

<u>Civil</u>		Filings	Hearings	Transactions	Concluded	Final Judgmt	Def Judgmt	Cont	Waived
Abstract	AJ	1	0	1	1	-	-	-	1
Admin License	AL	48	3	49	46	-	-	2	46
Bond Forfeiture	BF	17	22	42	21	-	1	21	20
Capias	CA	18	17	39	22	-	-	17	22
Detinue	DT	166	93	190	172	11	64	18	97
Garnishment	GA	458	2	460	458	-	-	2	458
Impoundment	IM	16	0	16	16	-	-	-	16
Interrogatory	IN	260	123	396	273	-	-	123	273
Other	OT	7	1	8	7	-	-	1	7
Protective Order	PO	10	9	19	10	-	-	9	10
Prelim Prot Order	PP	10	1	10	9	-	-	-	9
Petition-Restore Arms	PR	1	0	1	1	-	-	-	1
Show Cause	SC	71	26	104	78	-	-	26	78
Unlawful Detainer	UD	128	130	156	126	44	56	30	26
Warrant in Debt	WD	762	853	959	770	75	589	189	106
Civil Total		1,973	1,280	2,450	2,010	130	710	438	1,170

Emporia Totals		10,952	12,496	17,053	10,962	5,695	710	6,089	4,557
-----------------------	--	---------------	---------------	---------------	---------------	--------------	------------	--------------	--------------



CASELOAD STATISTICS OF THE GENERAL DISTRICT COURTS

January 2017 thru December 2017

Greenville

District: 6

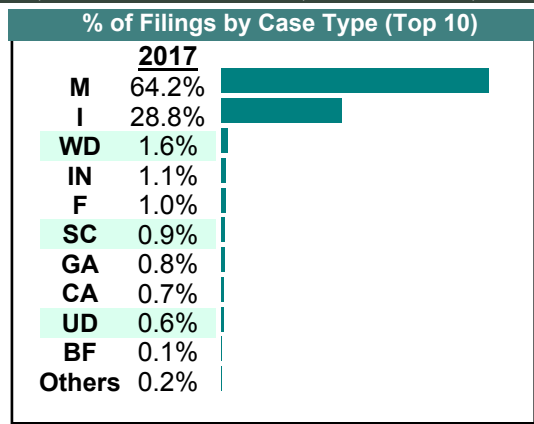
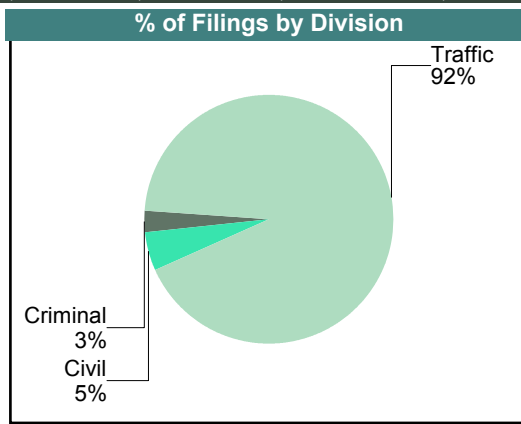
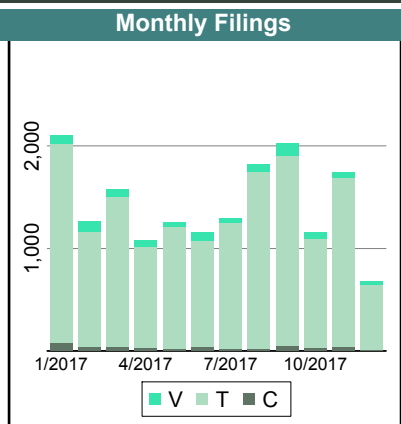
Court ID: 206081

<u>Criminal</u>		Filings	Hearings	Transactions	Concluded	Final Judgmt	Def Judgmt	Cont	Waived
Capias	CA	38	178	178	45	45	-	133	0
Civil Violation	CV	1	6	6	4	4	-	2	0
Felony	F	170	783	783	209	209	-	574	0
Misdemeanor	M	206	1,017	1,017	238	238	-	779	0
Show Cause	SC	53	231	231	52	52	-	179	0
Criminal Total		468	2,215	2,215	548	548	-	1,667	0

<u>Traffic</u>		Filings	Hearings	Transactions	Concluded	Final Judgmt	Def Judgmt	Cont	Waived
Capias	CA	61	176	176	71	71	-	105	0
Civil Violation	CV	2	4	4	2	2	-	2	0
Felony	F	7	23	23	6	6	-	17	0
Infraction	I	4,946	3,940	6,439	4,970	2,471	-	1,468	2,499
Misdemeanor	M	10,805	15,968	15,973	11,007	11,002	-	4,966	5
Show Cause	SC	20	76	76	29	29	-	47	0
Traffic Total		15,841	20,187	22,691	16,085	13,581	-	6,605	2,504

<u>Civil</u>		Filings	Hearings	Transactions	Concluded	Final Judgmt	Def Judgmt	Cont	Waived
Abstract	AJ	5	0	5	5	-	-	-	5
Admin License	AL	13	3	15	12	-	-	2	12
Bond Forfeiture	BF	21	27	48	22	1	-	26	21
Capias	CA	23	9	35	26	-	-	9	26
Detinue	DT	2	7	7	2	1	1	5	0
Garnishment	GA	135	4	137	133	-	-	3	133
Impoundment	IM	2	0	2	2	-	-	-	2
Interrogatory	IN	192	120	330	210	-	-	120	210
Overweight	OC	1	0	1	1	-	-	-	1
Other	OT	1	0	1	1	-	-	-	1
Protective Order	PO	5	1	6	5	-	-	1	5
Prelim Prot Order	PP	3	0	3	3	-	-	-	3
Show Cause	SC	73	37	114	77	-	-	37	77
Unlawful Detainer	UD	109	97	137	110	27	43	27	40
Warrant in Debt	WD	269	308	388	267	33	154	121	80
Civil Total		854	613	1,229	876	62	198	351	616

Greenville Totals	17,163	23,015	26,135	17,509	14,191	198	8,623	3,120
--------------------------	---------------	---------------	---------------	---------------	---------------	------------	--------------	--------------



CASELOAD STATISTICS OF THE GENERAL DISTRICT COURTS

January 2017 thru December 2017

Hopewell

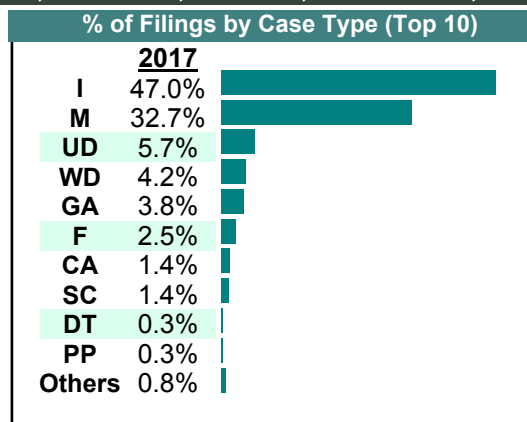
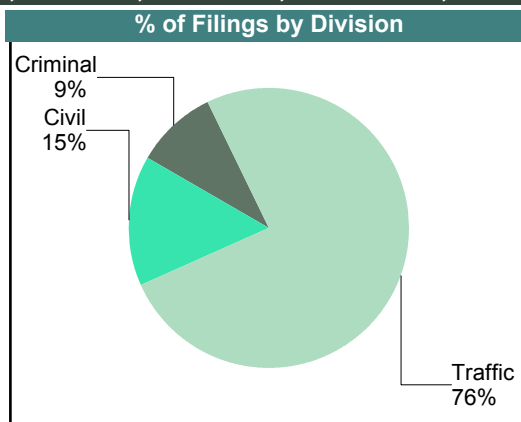
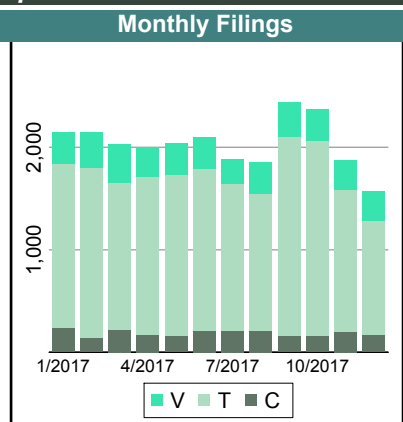
District: 6
Court ID: 206670

Criminal		Filings	Hearings	Transactions	Concluded	Final Judgmt	Def Judgmt	Cont	Waived
Capias	CA	161	541	541	169	169	-	372	0
Civil Violation	CV	21	84	84	29	29	-	55	0
Felony	F	580	2,460	2,460	594	594	-	1,866	0
Misdemeanor	M	1,387	3,834	3,858	1,426	1,402	-	2,429	24
Motion	MO	14	15	15	13	13	-	1	0
Show Cause	SC	107	262	262	114	114	-	146	0
Criminal Total		2,270	7,196	7,220	2,345	2,321	-	4,869	24

Traffic		Filings	Hearings	Transactions	Concluded	Final Judgmt	Def Judgmt	Cont	Waived
Capias	CA	180	638	638	189	189	-	449	0
Civil Violation	CV	3	8	8	3	3	-	5	0
Felony	F	28	112	112	31	31	-	81	0
Infraction	I	11,481	8,658	14,577	11,578	5,659	-	2,997	5,919
Misdemeanor	M	6,593	13,278	13,289	6,389	6,378	-	6,897	11
Restricted O/L	RL	2	2	2	2	2	-	-	0
Show Cause	SC	184	442	442	180	180	-	262	0
Traffic Total		18,471	23,138	29,068	18,372	12,442	-	10,691	5,930

Civil		Filings	Hearings	Transactions	Concluded	Final Judgmt	Def Judgmt	Cont	Waived
Abstract	AJ	6	0	6	6	-	-	-	6
Admin License	AL	29	7	34	27	-	-	5	27
Bond Forfeiture	BF	6	5	13	9	-	1	4	8
Capias	CA	2	3	4	1	-	-	3	1
Counter Claim	CC	2	1	2	2	1	-	-	1
Detinue	DT	81	48	100	81	5	24	19	52
Garnishment	GA	925	224	1,151	927	-	-	223	927
Interrogatory-Not	IC	1	0	1	1	-	-	-	1
Interrogatory	IN	26	34	59	25	-	-	34	25
Motion for Judgment	MJ	5	8	13	6	-	1	7	5
Other	OT	20	5	23	19	1	-	3	18
Protective Order	PO	42	9	49	40	-	-	8	40
Prelim Prot Order	PP	71	20	91	71	-	-	20	71
Petition-Restore Arms	PR	4	3	8	5	-	-	3	5
Show Cause	SC	39	18	57	41	-	2	16	39
Tenants Assertion	TA	4	2	7	5	-	-	2	5
Unlawful Detainer	UD	1,401	1,190	1,603	1,405	348	644	198	413
Warrant in Debt	WD	1,030	1,154	1,454	1,028	106	622	426	300
Civil Total		3,694	2,731	4,675	3,699	461	1,294	971	1,944

Hopewell Totals	24,435	33,065	40,963	24,416	15,224	1,294	16,531	7,898
------------------------	---------------	---------------	---------------	---------------	---------------	--------------	---------------	--------------



CASELOAD STATISTICS OF THE GENERAL DISTRICT COURTS

January 2017 thru December 2017

Prince George

District: 6

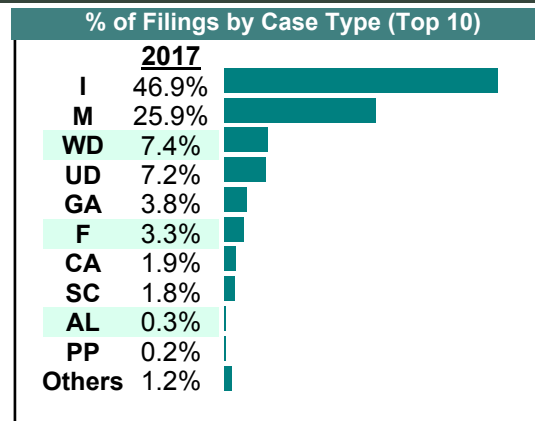
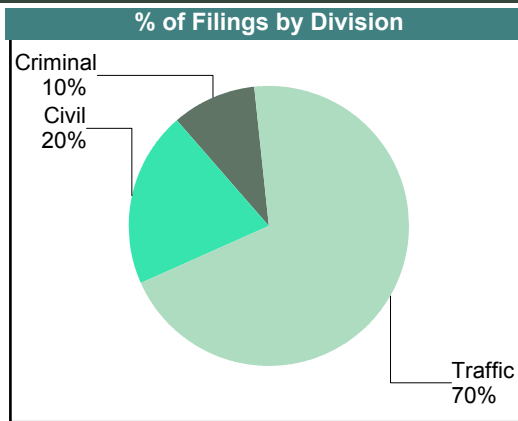
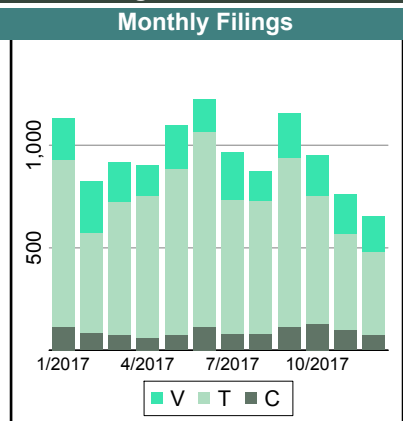
Court ID: 206149

<u>Criminal</u>		Filings	Hearings	Transactions	Concluded	Final Judgmt	Def Judgmt	Cont	Waived
Capias	CA	88	284	284	100	100	-	184	0
Civil Violation	CV	7	10	10	8	8	-	2	0
Felony	F	362	1,121	1,121	350	350	-	771	0
Misdemeanor	M	589	2,080	2,088	605	597	-	1,483	8
Show Cause	SC	74	207	207	69	69	-	137	0
Criminal Total		1,120	3,702	3,710	1,132	1,124	-	2,577	8

<u>Traffic</u>		Filings	Hearings	Transactions	Concluded	Final Judgmt	Def Judgmt	Cont	Waived
Capias	CA	128	529	529	188	188	-	341	0
Civil Violation	CV	13	59	59	14	14	-	45	0
Felony	F	13	35	35	11	11	-	23	0
Infraction	I	5,370	6,106	7,837	5,386	3,655	-	2,451	1,731
Misdemeanor	M	2,379	5,245	5,262	2,437	2,420	-	2,825	17
Show Cause	SC	110	242	242	115	115	-	127	0
Traffic Total		8,013	12,216	13,964	8,151	6,403	-	5,812	1,748

<u>Civil</u>		Filings	Hearings	Transactions	Concluded	Final Judgmt	Def Judgmt	Cont	Waived
Abstract	AJ	10	0	10	10	-	-	-	10
Admin License	AL	40	1	40	39	-	-	1	39
Bond Forfeiture	BF	0	3	5	2	-	-	3	2
Detinue	DT	7	9	14	6	-	1	8	5
Garnishment	GA	440	163	609	446	-	-	162	446
Impoundment	IM	24	0	24	24	-	-	-	24
Interrogatory	IN	18	15	33	18	-	-	15	18
Motion for Judgment	MJ	7	9	17	8	-	-	9	8
Overweight	OC	17	3	19	16	-	-	3	16
Other	OT	14	3	17	14	-	-	2	14
Protective Order	PO	22	4	23	20	1	-	3	19
Prelim Prot Order	PP	28	10	38	28	-	-	10	28
Petition-Restore Arms	PR	1	0	1	1	-	-	-	1
Show Cause	SC	18	18	33	18	2	1	14	15
Tenants Assertion	TA	3	11	11	0	-	-	11	0
Unlawful Detainer	UD	820	491	961	808	62	276	151	470
Warrant in Debt	WD	850	916	1,208	846	105	449	360	292
Civil Total		2,319	1,656	3,063	2,304	170	727	752	1,407

Prince George Totals	11,452	17,574	20,737	11,587	7,697	727	9,141	3,163
-----------------------------	---------------	---------------	---------------	---------------	--------------	------------	--------------	--------------



CASELOAD STATISTICS OF THE GENERAL DISTRICT COURTS

January 2017 thru December 2017

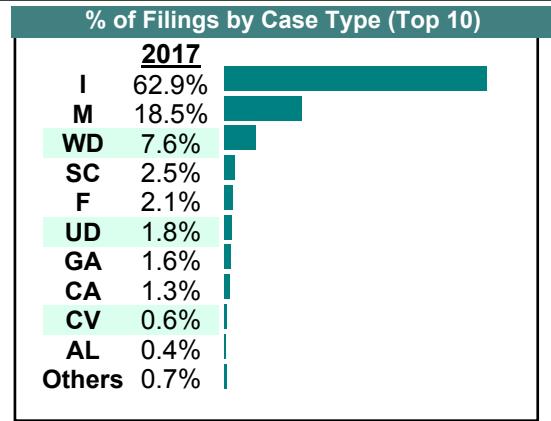
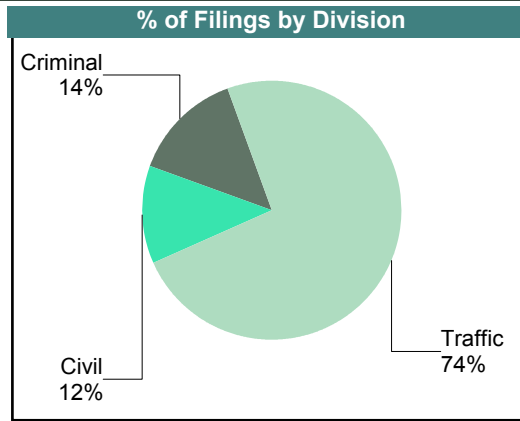
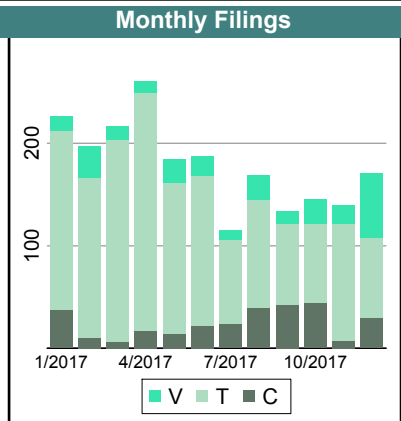
Surry
District: 6
Court ID: 206181

<u>Criminal</u>		Filings	Hearings	Transactions	Concluded	Final Judgmt	Def Judgmt	Cont	Waived
Capias	CA	6	23	23	9	9	-	14	0
Civil Violation	CV	12	21	21	8	8	-	13	0
Felony	F	41	129	129	30	30	-	99	0
Misdemeanor	M	220	542	568	229	203	-	339	26
Show Cause	SC	19	58	58	17	17	-	41	0
Criminal Total		298	773	799	293	267	-	506	26

<u>Traffic</u>		Filings	Hearings	Transactions	Concluded	Final Judgmt	Def Judgmt	Cont	Waived
Capias	CA	21	58	58	17	17	-	41	0
Felony	F	4	14	14	3	3	-	11	0
Infraction	I	1,349	1,172	1,797	1,384	759	-	411	625
Misdemeanor	M	176	585	585	167	167	-	418	0
Motion	MO	1	1	1	1	1	-	-	0
Show Cause	SC	33	84	84	29	29	-	55	0
Traffic Total		1,584	1,914	2,539	1,601	976	-	936	625

<u>Civil</u>		Filings	Hearings	Transactions	Concluded	Final Judgmt	Def Judgmt	Cont	Waived
Abstract	AJ	4	0	4	4	-	-	-	4
Admin License	AL	9	0	9	9	-	-	-	9
Garnishment	GA	35	6	41	35	-	-	5	35
Impoundment	IM	1	0	1	1	-	-	-	1
Interrogatory	IN	2	5	7	2	-	-	5	2
Other	OT	2	0	2	2	-	-	-	2
Protective Order	PO	2	1	2	1	-	-	1	1
Prelim Prot Order	PP	3	1	4	3	-	-	1	3
Show Cause	SC	1	1	1	0	-	-	-	0
Unlawful Detainer	UD	39	38	54	39	11	12	15	16
Warrant in Debt	WD	163	168	223	133	13	65	90	55
Civil Total		261	220	348	229	24	77	117	128

Surry Totals		2,143	2,907	3,686	2,123	1,267	77	1,559	779
---------------------	--	--------------	--------------	--------------	--------------	--------------	-----------	--------------	------------



CASELOAD STATISTICS OF THE GENERAL DISTRICT COURTS

January 2017 thru December 2017

Sussex

District: 6

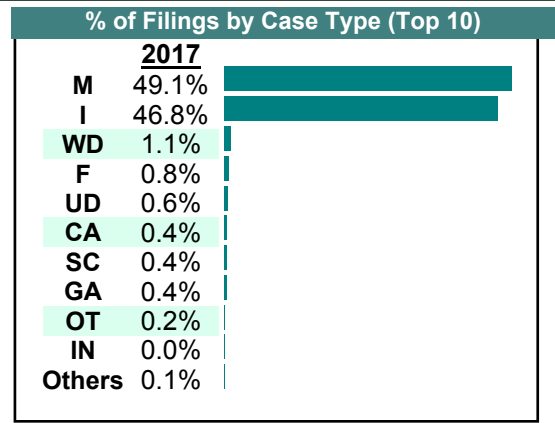
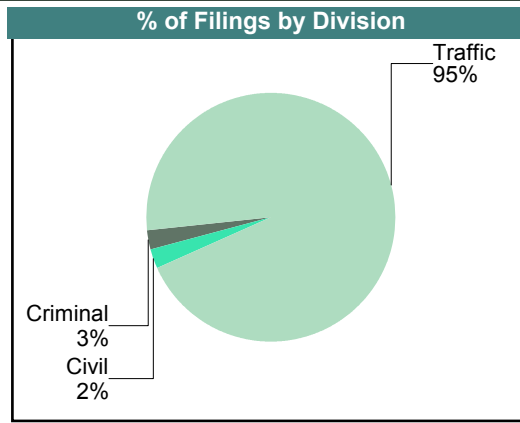
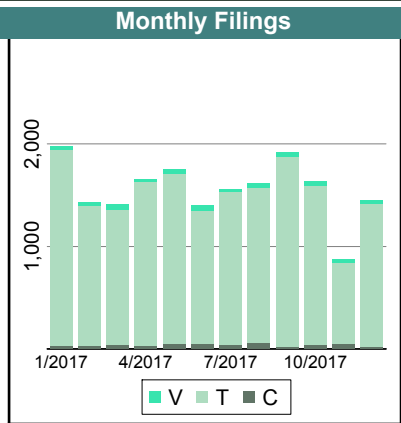
Court ID: 206183

Criminal		Filings	Hearings	Transactions	Concluded	Final Judgmt	Def Judgmt	Cont	Waived
Capias	CA	20	56	56	21	21	-	35	0
Civil Violation	CV	3	9	9	3	3	-	6	0
Felony	F	144	526	526	126	126	-	400	0
Misdemeanor	M	278	837	839	269	267	-	568	2
Show Cause	SC	29	73	73	28	28	-	44	0
Criminal Total		474	1,501	1,503	447	445	-	1,053	2

Traffic		Filings	Hearings	Transactions	Concluded	Final Judgmt	Def Judgmt	Cont	Waived
Capias	CA	58	203	203	67	67	-	136	0
Civil Violation	CV	5	14	14	1	1	-	13	0
Felony	F	12	54	54	11	11	-	43	0
Infraction	I	8,739	8,365	11,184	8,727	5,908	-	2,437	2,819
Misdemeanor	M	8,897	13,350	13,372	8,777	8,755	-	4,574	22
Show Cause	SC	37	126	126	45	45	-	78	0
Traffic Total		17,748	22,112	24,953	17,628	14,787	-	7,281	2,841

Civil		Filings	Hearings	Transactions	Concluded	Final Judgmt	Def Judgmt	Cont	Waived
Abstract	AJ	1	0	1	1	-	-	-	1
Detinue	DT	2	3	4	2	1	-	2	1
Garnishment	GA	72	19	89	70	-	-	16	70
Interrogatory	IN	9	18	22	4	-	-	14	4
Overweight	OC	2	1	4	3	-	-	1	3
Other	OT	29	30	44	14	-	-	18	14
Protective Order	PO	2	1	2	2	1	-	-	1
Prelim Prot Order	PP	5	7	10	3	-	-	5	3
Show Cause	SC	12	14	22	9	1	-	13	8
Tenants Assertion	TA	1	1	2	1	-	-	1	1
Unlawful Detainer	UD	118	125	168	114	50	21	51	43
Warrant in Debt	WD	211	257	339	200	28	90	136	82
Civil Total		464	476	707	423	81	111	257	231

Sussex Totals		Filings	Hearings	Transactions	Concluded	Final Judgmt	Def Judgmt	Cont	Waived
		18,686	24,089	27,163	18,498	15,313	111	8,591	3,074



Filings by Court & Division

	Brunswick	Emporia	Greenville	Hopewell	Prince George	Surry	Sussex	Total	
C	Misdemeanor	345 10%	502 14%	206 6%	1,387 39%	589 17%	220 6%	278 8%	3,527
	Felony	76 5%	170 11%	170 11%	580 38%	362 23%	41 3%	144 9%	1,543
	Capias	79 18%	59 13%	38 8%	161 36%	88 20%	6 1%	20 4%	451
	Show Cause	43 10%	89 21%	53 13%	107 26%	74 18%	19 5%	29 7%	414
	Civil Violation	13 19%	10 15%	1 1%	21 31%	7 10%	12 18%	3 4%	67
	Motion	- 0%	- 0%	- 0%	14 100%	- 0%	- 0%	- 0%	14
	Total	556 9%	830 14%	468 8%	2,270 38%	1,120 19%	298 5%	474 8%	6,016
T	Infraction	13,257 26%	6,577 13%	4,946 10%	11,481 22%	5,370 10%	1,349 3%	8,739 17%	51,719
	Misdemeanor	7,953 21%	1,471 4%	10,805 28%	6,593 17%	2,379 6%	176 0%	8,897 23%	38,274
	Capias	100 17%	47 8%	61 10%	180 30%	128 22%	21 4%	58 10%	595
	Show Cause	11 2%	49 11%	20 5%	184 41%	110 25%	33 7%	37 8%	444
	Felony	6 8%	5 7%	7 9%	28 37%	13 17%	4 5%	12 16%	75
	Civil Violation	3 12%	- 0%	2 8%	3 12%	13 50%	- 0%	5 19%	26
	Restricted O/L	- 0%	- 0%	- 0%	2 100%	- 0%	- 0%	- 0%	2
	Motion	- 0%	- 0%	- 0%	- 0%	- 0%	1 100%	- 0%	1
Total	21,330 23%	8,149 9%	15,841 17%	18,471 20%	8,013 9%	1,584 2%	17,748 19%	91,136	
V	Warrant in Debt	262 7%	762 21%	269 8%	1,030 29%	850 24%	163 5%	211 6%	3,547
	Unlawful Detainer	87 3%	128 5%	109 4%	1,401 52%	820 30%	39 1%	118 4%	2,702
	Garnishment	179 8%	458 20%	135 6%	925 41%	440 20%	35 2%	72 3%	2,244
	Interrogatory	4 1%	260 51%	192 38%	26 5%	18 4%	2 0%	9 2%	511
	Detinue	1 0%	166 64%	2 1%	81 31%	7 3%	- 0%	2 1%	259
	Show Cause	7 3%	71 32%	73 33%	39 18%	18 8%	1 0%	12 5%	221
	Admin License	34 20%	48 28%	13 8%	29 17%	40 23%	9 5%	- 0%	173

	Brunswick	Emporia	Greensville	Hopewell	Prince George	Surry	Sussex	Total
V Prelim Prot Order	6	10	3	71	28	3	5	126
	5%	8%	2%	56%	22%	2%	4%	
Protective Order	3	10	5	42	22	2	2	86
	3%	12%	6%	49%	26%	2%	2%	
Other	5	7	1	20	14	2	29	78
	6%	9%	1%	26%	18%	3%	37%	
Bond Forfeiture	28	17	21	6	-	-	-	72
	39%	24%	29%	8%	0%	0%	0%	
Impoundment	21	16	2	-	24	1	-	64
	33%	25%	3%	0%	38%	2%	0%	
Capias	-	18	23	2	-	-	-	43
	0%	42%	53%	5%	0%	0%	0%	
Overweight	15	-	1	-	17	-	2	35
	43%	0%	3%	0%	49%	0%	6%	
Abstract	7	1	5	6	10	4	1	34
	21%	3%	15%	18%	29%	12%	3%	
Motion for Judgment	4	-	-	5	7	-	-	16
	25%	0%	0%	31%	44%	0%	0%	
Tenants Assertion	1	-	-	4	3	-	1	9
	11%	0%	0%	44%	33%	0%	11%	
Petition-Restore Arms	-	1	-	4	1	-	-	6
	0%	17%	0%	67%	17%	0%	0%	
Counter Claim	-	-	-	2	-	-	-	2
	0%	0%	0%	100%	0%	0%	0%	
Interrogatory-Not	-	-	-	1	-	-	-	1
	0%	0%	0%	100%	0%	0%	0%	
<hr/>								
Total	664	1,973	854	3,694	2,319	261	464	10,229
	6%	19%	8%	36%	23%	3%	5%	
<hr/>								
Total	<u>22,550</u>	<u>10,952</u>	<u>17,163</u>	<u>24,435</u>	<u>11,452</u>	<u>2,143</u>	<u>18,686</u>	<u>107,381</u>
	21%	10%	16%	23%	11%	2%	17%	

CASELOAD STATISTICS OF THE GENERAL DISTRICT COURTS

January 2017 thru December 2017

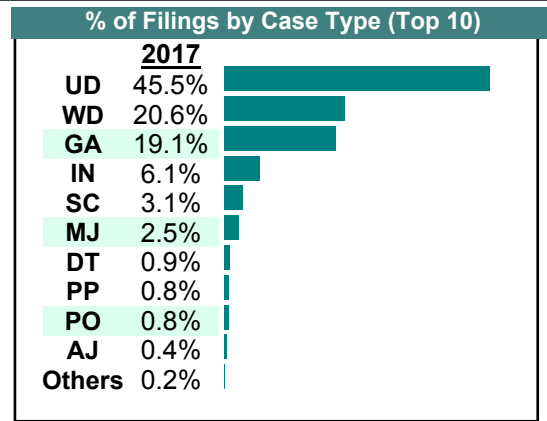
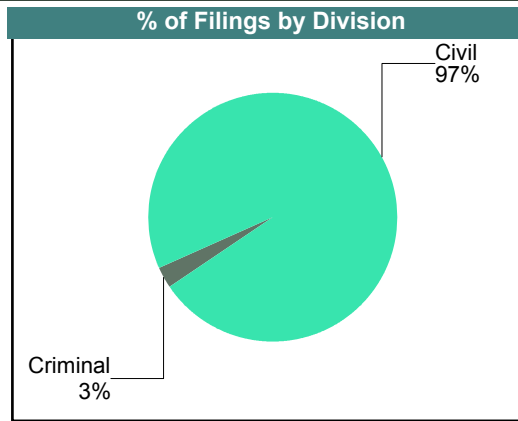
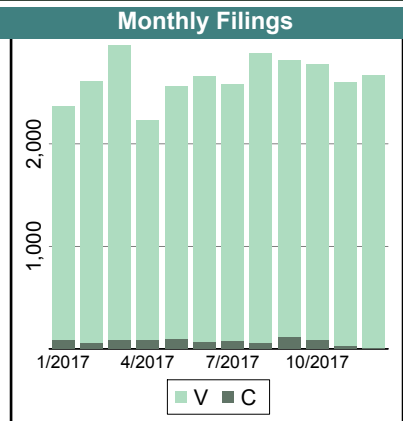
Newport News-Civil

District: 7
Court ID: 207703

Criminal		Filings	Hearings	Transactions	Concluded	Final Judgmt	Def Judgmt	Cont	Waived
Capias	CA	17	20	20	13	13	-	6	0
Show Cause	SC	852	957	957	858	858	-	95	0
Criminal Total		869	977	977	871	871	-	101	0

Civil		Filings	Hearings	Transactions	Concluded	Final Judgmt	Def Judgmt	Cont	Waived
Abstract	AJ	140	0	140	140	-	-	-	140
Counter Claim	CC	10	15	23	12	4	-	11	8
Detinue	DT	278	204	342	280	13	129	62	138
Garnishment	GA	6,043	1,232	7,247	6,015	-	-	1,232	6,015
Interrogatory	IN	1,946	988	3,066	2,078	-	-	986	2,078
Motion for Judgment	MJ	803	733	1,019	788	50	452	231	286
Overweight	OC	3	3	5	2	-	-	3	2
Other	OT	10	3	13	10	-	-	3	10
Protective Order	PO	246	80	330	250	-	-	80	250
Prelim Prot Order	PP	247	4	248	244	-	-	4	244
Petition-Restore Arms	PR	1	0	1	1	-	-	-	1
Show Cause	SC	126	50	150	126	-	26	24	100
Tenants Assertion	TA	15	21	29	14	6	-	15	8
Third Party Claim	TH	1	2	3	1	-	-	2	1
Unlawful Detainer	UD	14,395	9,949	15,701	14,427	2,042	6,633	1,274	5,752
Warrant in Debt	WD	6,537	6,610	8,762	6,491	790	3,549	2,271	2,152
Civil Total		30,801	19,894	37,079	30,879	2,905	10,789	6,198	17,185

Newport News-Civil Totals		31,670	20,871	38,056	31,750	3,776	10,789	6,299	17,185
----------------------------------	--	---------------	---------------	---------------	---------------	--------------	---------------	--------------	---------------



CASELOAD STATISTICS OF THE GENERAL DISTRICT COURTS

January 2017 thru December 2017

Newport News-Criminal

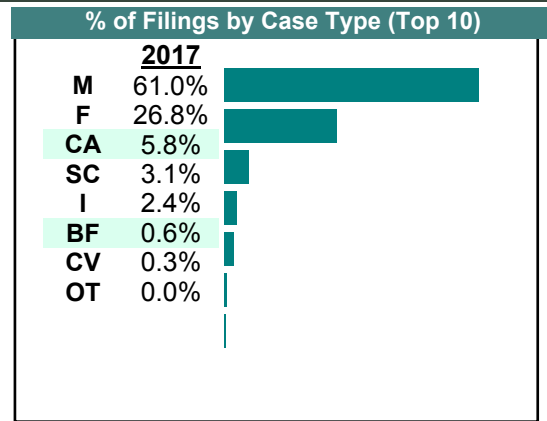
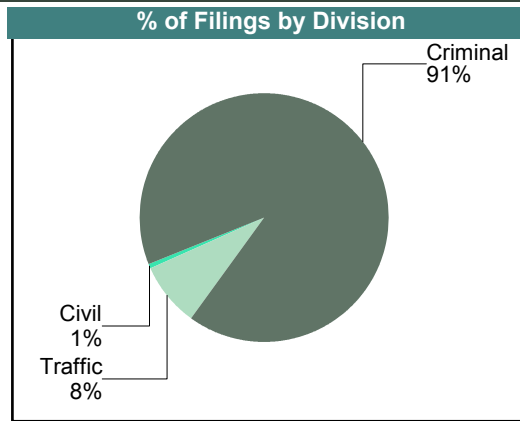
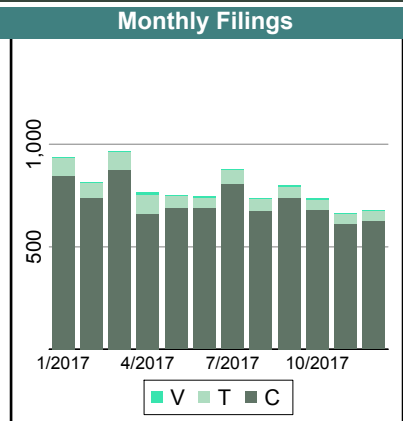
District: 7
Court ID: 207701

Criminal		Filings	Hearings	Transactions	Concluded	Final Judgmt	Def Judgmt	Cont	Waived
Capias	CA	528	1,803	1,803	650	650	-	1,152	0
Civil Violation	CV	26	34	35	26	25	-	9	1
Felony	F	2,511	8,319	9,090	2,758	1,987	-	6,330	771
Misdemeanor	M	5,301	14,874	15,059	5,353	5,168	-	9,701	185
Show Cause	SC	271	722	722	324	324	-	398	0
Criminal Total		8,637	25,752	26,709	9,111	8,154	-	17,590	957

Traffic		Filings	Hearings	Transactions	Concluded	Final Judgmt	Def Judgmt	Cont	Waived
Capias	CA	24	61	61	20	20	-	41	0
Civil Violation	CV	1	3	4	1	-	-	3	1
Felony	F	30	132	143	36	25	-	107	11
Infraction	I	226	722	722	211	211	-	511	0
Misdemeanor	M	477	1,622	1,630	431	423	-	1,196	8
Show Cause	SC	19	42	42	19	19	-	23	0
Traffic Total		777	2,582	2,602	718	698	-	1,881	20

Civil		Filings	Hearings	Transactions	Concluded	Final Judgmt	Def Judgmt	Cont	Waived
Bond Forfeiture	BF	56	49	111	69	-	7	42	62
Other	OT	1	0	1	1	-	-	-	1
Civil Total		57	49	112	70	0	7	42	63

Newport News-Criminal Totals		Filings	Hearings	Transactions	Concluded	Final Judgmt	Def Judgmt	Cont	Waived
		9,471	28,383	29,423	9,899	8,852	7	19,513	1,040



CASELOAD STATISTICS OF THE GENERAL DISTRICT COURTS

January 2017 thru December 2017

Newport News-Traffic

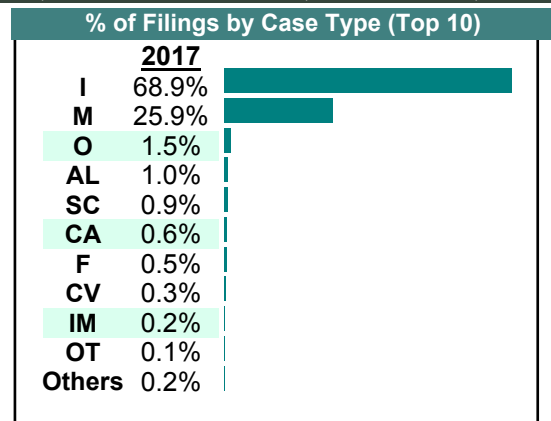
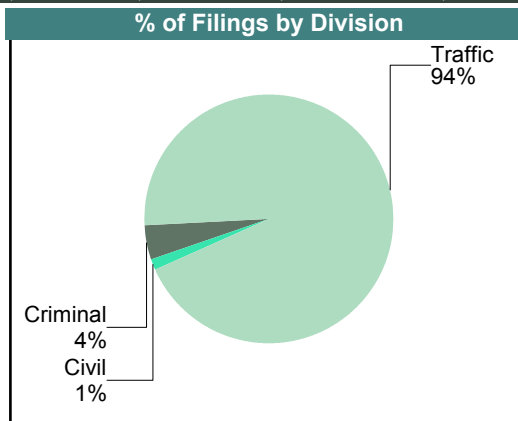
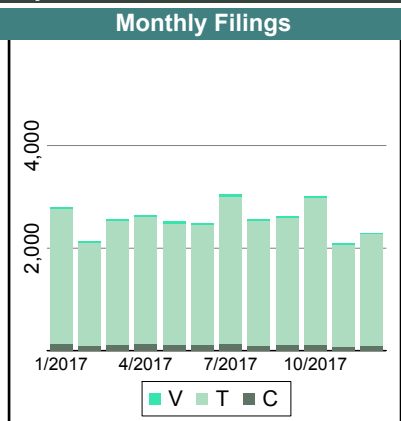
District: 7
Court ID: 207702

<u>Criminal</u>		Filings	Hearings	Transactions	Concluded	Final Judgmt	Def Judgmt	Cont	Waived
Capias	CA	75	215	215	93	93	-	122	0
Civil Violation	CV	83	295	295	79	79	-	216	0
Felony	F	164	575	575	146	146	-	429	0
Misdemeanor	M	872	2,913	2,914	862	861	-	2,052	1
Motion	MO	3	3	3	3	3	-	-	0
Show Cause	SC	177	341	341	178	178	-	163	0
Criminal Total		1,374	4,342	4,343	1,361	1,360	-	2,982	1

<u>Traffic</u>		Filings	Hearings	Transactions	Concluded	Final Judgmt	Def Judgmt	Cont	Waived
Capias	CA	115	514	514	222	222	-	292	0
Civil Violation	CV	2	5	5	3	3	-	2	0
Felony	F	1	1	1	1	1	-	-	0
Infraction	I	21,224	19,699	27,292	20,981	13,388	-	6,311	7,593
Misdemeanor	M	7,120	14,113	14,114	7,154	7,153	-	6,960	1
Other	O	456	324	533	461	252	-	72	209
Restricted O/L	RL	12	12	12	12	12	-	-	0
Show Cause	SC	90	188	188	102	102	-	86	0
Traffic Total		29,020	34,856	42,659	28,936	21,133	-	13,723	7,803

<u>Civil</u>		Filings	Hearings	Transactions	Concluded	Final Judgmt	Def Judgmt	Cont	Waived
Admin License	AL	294	22	307	285	-	-	15	285
Bond Forfeiture	BF	34	44	66	32	10	-	31	22
Impoundment	IM	51	5	51	46	-	-	-	46
Other	OT	36	5	38	34	1	-	2	33
Civil Total		415	76	462	397	11	-	48	386

Newport News-Traffic Totals	30,809	39,274	47,464	30,694	22,504	0	16,753	8,190
------------------------------------	---------------	---------------	---------------	---------------	---------------	----------	---------------	--------------



Filings by Court & Division

	Newport News-Civil		Newport News-Criminal		Newport News-Traffic		Total
C Misdemeanor	-	0%	5,301	86%	872	14%	6,173
Felony	-	0%	2,511	94%	164	6%	2,675
Show Cause	852	66%	271	21%	177	14%	1,300
Capias	17	3%	528	85%	75	12%	620
Civil Violation	-	0%	26	24%	83	76%	109
Motion	-	0%	-	0%	3	100%	3
Total	869	8%	8,637	79%	1,374	13%	10,880
T Infraction	-	0%	226	1%	21,224	99%	21,450
Misdemeanor	-	0%	477	6%	7,120	94%	7,597
Other	-	0%	-	0%	456	100%	456
Capias	-	0%	24	17%	115	83%	139
Show Cause	-	0%	19	17%	90	83%	109
Felony	-	0%	30	97%	1	3%	31
Restricted O/L	-	0%	-	0%	12	100%	12
Civil Violation	-	0%	1	33%	2	67%	3
Total	0	0%	777	3%	29,020	97%	29,797
V Unlawful Detainer	14,395	100%	-	0%	-	0%	14,395
Warrant in Debt	6,537	100%	-	0%	-	0%	6,537
Garnishment	6,043	100%	-	0%	-	0%	6,043
Interrogatory	1,946	100%	-	0%	-	0%	1,946
Motion for Judgment	803	100%	-	0%	-	0%	803
Admin License	-	0%	-	0%	294	100%	294
Detinue	278	100%	-	0%	-	0%	278
Prelim Prot Order	247	100%	-	0%	-	0%	247
Protective Order	246	100%	-	0%	-	0%	246
Abstract	140	100%	-	0%	-	0%	140
Show Cause	126	100%	-	0%	-	0%	126
Bond Forfeiture	-	0%	56	62%	34	38%	90
Impoundment	-	0%	-	0%	51	100%	51
Other	10	21%	1	2%	36	77%	47
Tenants Assertion	15	100%	-	0%	-	0%	15
Counter Claim	10	100%	-	0%	-	0%	10
Overweight	3	100%	-	0%	-	0%	3
Petition-Restore Arms	1	100%	-	0%	-	0%	1
Third Party Claim	1	100%	-	0%	-	0%	1
Total	30,801	98%	57	0%	415	1%	31,273
Total	31,670	44%	9,471	13%	30,809	43%	71,950

CASELOAD STATISTICS OF THE GENERAL DISTRICT COURTS

January 2017 thru December 2017

Hampton

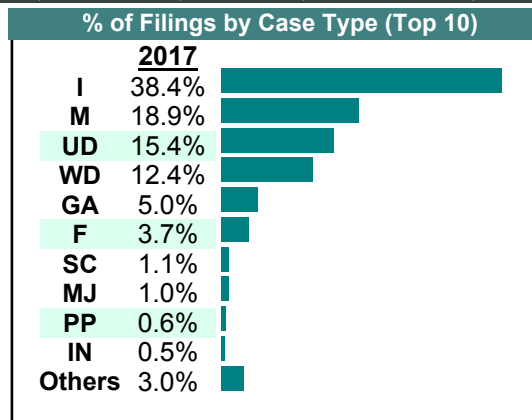
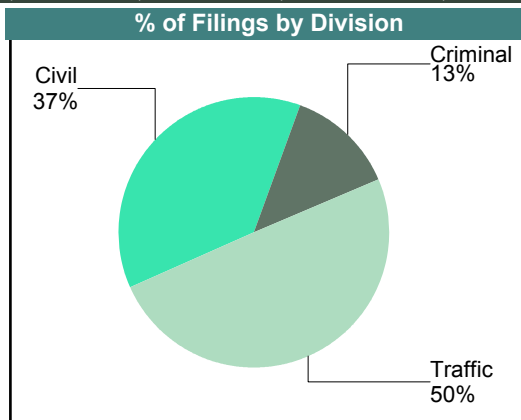
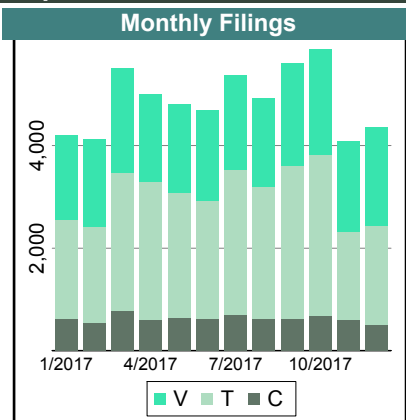
District: 8
Court ID: 208650

<u>Criminal</u>		Filings	Hearings	Transactions	Concluded	Final Judgmt	Def Judgmt	Cont	Waived
Capias	CA	179	710	710	162	162	-	548	0
Civil Violation	CV	123	480	480	116	116	-	364	0
Felony	F	2,090	9,895	10,172	2,184	1,907	-	7,988	277
Misdemeanor	M	4,788	15,008	15,109	4,430	4,329	-	10,679	101
Show Cause	SC	377	1,615	1,615	408	408	-	1,207	0
Criminal Total		7,557	27,708	28,086	7,300	6,922	-	20,786	378

<u>Traffic</u>		Filings	Hearings	Transactions	Concluded	Final Judgmt	Def Judgmt	Cont	Waived
Capias	CA	88	288	288	70	70	-	218	0
Civil Violation	CV	1	1	1	1	1	-	-	0
Felony	F	93	435	443	93	85	-	350	8
Infraction	I	22,444	24,274	31,120	22,065	15,219	-	9,055	6,846
Misdemeanor	M	6,261	14,700	14,709	5,887	5,878	-	8,822	9
Restricted O/L	RL	122	122	122	122	122	-	-	0
Show Cause	SC	91	234	234	96	96	-	138	0
Traffic Total		29,100	40,054	46,917	28,334	21,471	-	18,583	6,863

<u>Civil</u>		Filings	Hearings	Transactions	Concluded	Final Judgmt	Def Judgmt	Cont	Waived
Abstract	AJ	106	0	106	106	-	-	-	106
Admin License	AL	286	22	306	284	-	-	22	284
Bond Forfeiture	BF	118	90	194	123	-	19	71	104
Capias	CA	16	39	54	15	-	-	39	15
Counter Claim	CC	26	36	52	27	11	-	25	16
Custody Relief	CR	2	2	4	2	-	-	2	2
Detinue	DT	154	145	219	157	18	65	62	74
Garnishment	GA	2,913	625	3,531	2,906	-	-	625	2,906
Impoundment	IM	20	0	20	20	-	-	-	20
Interrogatory	IN	301	297	596	299	-	-	297	299
Motion for Judgment	MJ	597	569	773	574	29	341	199	204
Overweight	OC	7	2	10	8	-	-	2	8
Other	OT	179	57	210	176	2	21	34	153
Protective Order	PO	298	163	477	314	-	-	163	314
Prelim Prot Order	PP	346	13	358	345	-	-	13	345
Petition-Restore Arms	PR	7	2	9	7	-	-	2	7
Show Cause	SC	176	123	295	172	-	-	123	172
Tenants Assertion	TA	25	34	46	24	9	3	22	12
Third Party Claim	TH	3	4	5	2	1	-	3	1
Unlawful Detainer	UD	8,995	6,731	10,264	9,021	1,024	4,464	1,243	3,533
Warrant in Debt	WD	7,279	8,175	10,439	7,120	753	4,103	3,319	2,264
Civil Total		21,854	17,129	27,968	21,702	1,847	9,016	6,266	10,839

Hampton Totals		58,511	84,891	102,971	57,336	30,240	9,016	45,635	18,080
-----------------------	--	---------------	---------------	----------------	---------------	---------------	--------------	---------------	---------------



Filings by Court & Division

<u>Hampton</u>			
C	Misdemeanor	4,788	8.2%
	Felony	2,090	3.6%
	Show Cause	377	0.6%
	Capias	179	0.3%
	Civil Violation	123	0.2%
	Total	7,557	13%
T	Infraction	22,444	38.4%
	Misdemeanor	6,261	10.7%
	Restricted O/L	122	0.2%
	Felony	93	0.2%
	Show Cause	91	0.2%
	Capias	88	0.2%
	Civil Violation	1	0.0%
	Total	29,100	50%
V	Unlawful Detainer	8,995	15.4%
	Warrant in Debt	7,279	12.4%
	Garnishment	2,913	5.0%
	Motion for Judgment	597	1.0%
	Prelim Prot Order	346	0.6%
	Interrogatory	301	0.5%
	Protective Order	298	0.5%
	Admin License	286	0.5%
	Other	179	0.3%
	Show Cause	176	0.3%
	Detinue	154	0.3%
	Bond Forfeiture	118	0.2%
	Abstract	106	0.2%
	Counter Claim	26	0.0%
	Tenants Assertion	25	0.0%
	Impoundment	20	0.0%
	Capias	16	0.0%
	Overweight	7	0.0%
	Petition-Restore Arms	7	0.0%
	Third Party Claim	3	0.0%
	Custody Relief	2	0.0%
	Total	21,854	37%
	Total	58,511	100%

CASELOAD STATISTICS OF THE GENERAL DISTRICT COURTS

January 2017 thru December 2017

Charles City

District: 9

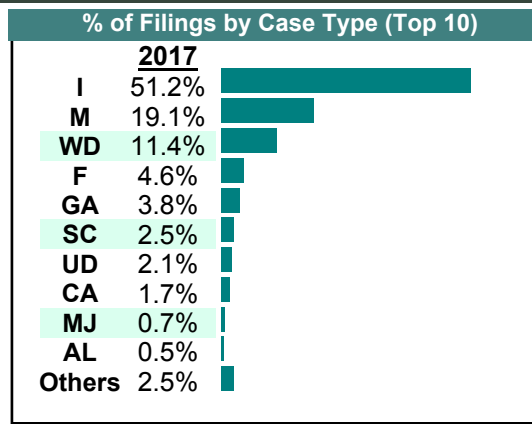
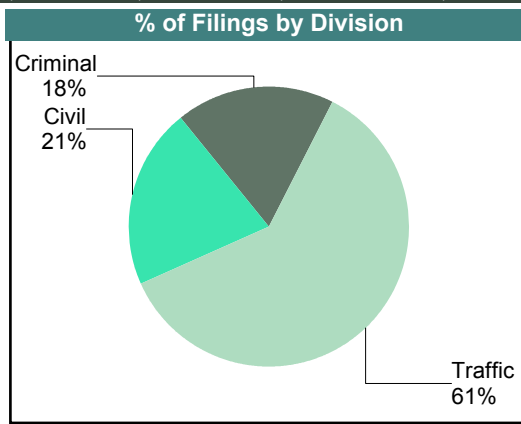
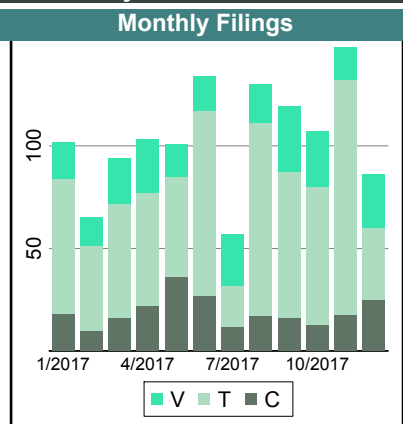
Court ID: 209036

<u>Criminal</u>		Filings	Hearings	Transactions	Concluded	Final Judgmt	Def Judgmt	Cont	Waived
Capias	CA	14	32	32	14	14	-	18	0
Civil Violation	CV	1	2	2	1	1	-	1	0
Felony	F	55	144	144	44	44	-	100	0
Misdemeanor	M	137	227	245	130	112	-	115	18
Motion	MO	1	1	1	1	1	-	-	0
Show Cause	SC	22	67	67	28	28	-	39	0
Criminal Total		230	473	491	218	200	-	273	18

<u>Traffic</u>		Filings	Hearings	Transactions	Concluded	Final Judgmt	Def Judgmt	Cont	Waived
Capias	CA	7	14	14	6	6	-	8	0
Felony	F	2	5	5	2	2	-	3	0
Infraction	I	638	517	825	636	328	-	189	308
Misdemeanor	M	101	187	187	97	97	-	90	0
Restricted O/L	RL	3	3	3	3	3	-	-	0
Show Cause	SC	7	18	18	7	7	-	11	0
Traffic Total		758	744	1,052	751	443	-	301	308

<u>Civil</u>		Filings	Hearings	Transactions	Concluded	Final Judgmt	Def Judgmt	Cont	Waived
Abstract	AJ	3	0	3	3	-	-	-	3
Admin License	AL	6	0	6	6	-	-	-	6
Counter Claim	CC	3	4	5	2	1	-	3	1
Detinue	DT	6	8	11	5	2	-	6	3
Garnishment	GA	47	0	47	47	-	-	-	47
Interrogatory	IN	4	1	5	4	-	-	1	4
Motion for Judgment	MJ	9	15	18	3	-	-	15	3
Other	OT	1	0	1	1	-	-	-	1
Protective Order	PO	5	0	5	5	-	-	-	5
Prelim Prot Order	PP	3	0	3	3	-	-	-	3
Petition-Restore Arms	PR	1	4	5	1	-	-	4	1
Show Cause	SC	2	0	2	2	-	-	-	2
Unlawful Detainer	UD	26	28	36	26	12	6	10	8
Warrant in Debt	WD	142	142	192	141	30	61	51	50
Civil Total		258	202	339	249	45	67	90	137

Charles City Totals	1,246	1,419	1,882	1,218	688	67	664	463
----------------------------	--------------	--------------	--------------	--------------	------------	-----------	------------	------------



CASELOAD STATISTICS OF THE GENERAL DISTRICT COURTS

January 2017 thru December 2017

Gloucester

District: 9

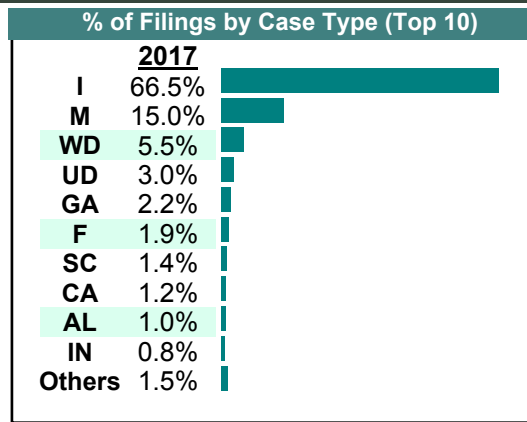
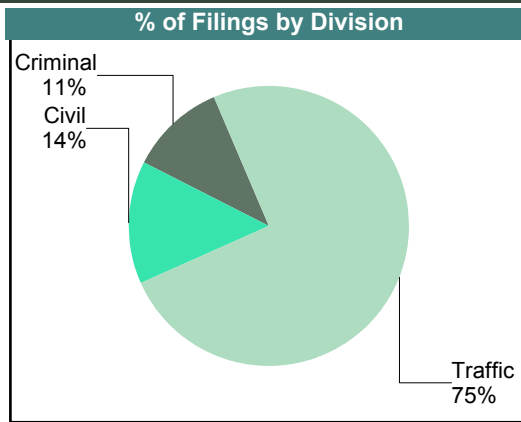
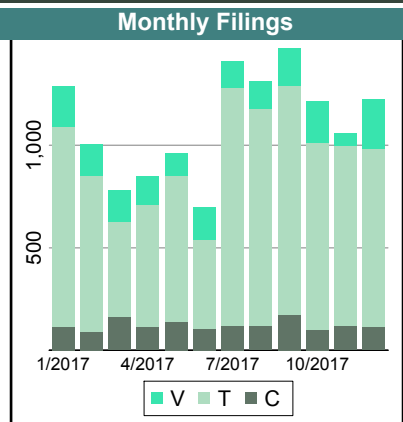
Court ID: 209073

Criminal		Filings	Hearings	Transactions	Concluded	Final Judgmt	Def Judgmt	Cont	Waived
Capias	CA	126	360	360	139	139	-	220	0
Civil Violation	CV	41	88	90	38	36	-	51	2
Felony	F	231	596	696	249	149	-	447	100
Misdemeanor	M	1,004	2,346	2,414	964	896	-	1,446	68
Show Cause	SC	83	199	199	81	81	-	116	0
Criminal Total		1,485	3,589	3,759	1,471	1,301	-	2,280	170

Traffic		Filings	Hearings	Transactions	Concluded	Final Judgmt	Def Judgmt	Cont	Waived
Capias	CA	25	69	69	27	27	-	42	0
Civil Violation	CV	2	1	2	2	1	-	-	1
Felony	F	17	46	55	13	4	-	42	9
Infraction	I	8,818	8,171	10,246	8,786	6,711	-	1,452	2,075
Misdemeanor	M	991	2,095	2,106	938	927	-	1,166	11
Restricted O/L	RL	9	12	12	9	9	-	3	0
Show Cause	SC	45	94	94	44	44	-	49	0
Traffic Total		9,907	10,488	12,584	9,819	7,723	-	2,754	2,096

Civil		Filings	Hearings	Transactions	Concluded	Final Judgmt	Def Judgmt	Cont	Waived
Abstract	AJ	5	0	5	5	-	-	-	5
Admin License	AL	139	0	139	139	-	-	-	139
Bond Forfeiture	BF	1	0	1	1	-	-	-	1
Capias	CA	2	2	5	3	-	-	2	3
Counter Claim	CC	3	5	8	4	1	-	4	3
Detinue	DT	11	10	16	11	1	4	5	6
Garnishment	GA	297	13	308	295	-	-	13	295
Impoundment	IM	17	0	17	17	-	-	-	17
Interrogatory	IN	103	61	167	106	-	-	61	106
Motion for Judgment	MJ	7	7	9	9	-	7	-	2
Overweight	OC	0	0	1	1	-	-	-	1
Other	OT	9	0	9	9	-	-	-	9
Protective Order	PO	38	0	38	38	-	-	-	38
Prelim Prot Order	PP	49	8	55	47	-	-	6	47
Petition-Restore Arms	PR	1	0	1	1	-	-	-	1
Show Cause	SC	54	7	60	53	-	-	7	53
Tenants Assertion	TA	1	1	1	1	1	-	-	0
Unlawful Detainer	UD	401	239	478	400	64	97	78	239
Warrant in Debt	WD	728	708	969	718	85	372	251	261
Civil Total		1,866	1,061	2,287	1,858	152	480	427	1,226

Gloucester Totals	13,258	15,138	18,630	13,148	9,176	480	5,461	3,492
--------------------------	---------------	---------------	---------------	---------------	--------------	------------	--------------	--------------



CASELOAD STATISTICS OF THE GENERAL DISTRICT COURTS

January 2017 thru December 2017

King & Queen

District: 9

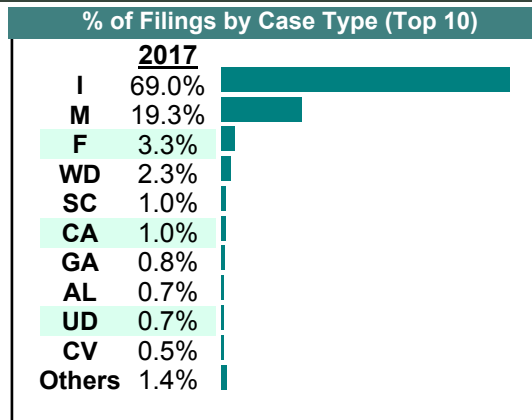
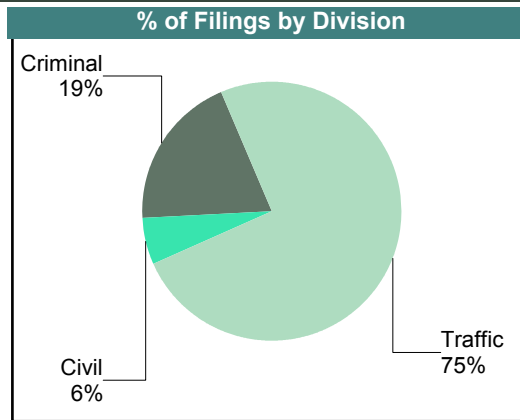
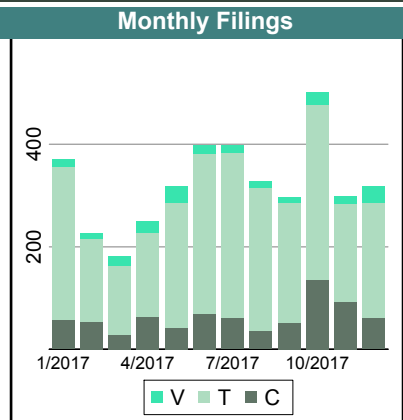
Court ID: 209097

<u>Criminal</u>		Filings	Hearings	Transactions	Concluded	Final Judgmt	Def Judgmt	Cont	Waived
Capias	CA	38	90	90	42	42	-	48	0
Civil Violation	CV	20	30	30	21	21	-	9	0
Felony	F	129	245	245	78	78	-	167	0
Misdemeanor	M	526	1,127	1,160	481	448	-	679	33
Motion	MO	3	4	4	3	3	-	1	0
Show Cause	SC	37	79	79	41	41	-	38	0
Criminal Total		753	1,575	1,608	666	633	-	942	33

<u>Traffic</u>		Filings	Hearings	Transactions	Concluded	Final Judgmt	Def Judgmt	Cont	Waived
Infraction	I	2,679	1,872	3,083	2,673	1,462	-	410	1,211
Misdemeanor	M	223	350	351	222	221	-	129	1
Restricted O/L	RL	2	2	2	2	2	-	-	0
Show Cause	SC	1	2	2	1	1	-	1	0
Traffic Total		2,905	2,226	3,438	2,898	1,686	-	540	1,212

<u>Civil</u>		Filings	Hearings	Transactions	Concluded	Final Judgmt	Def Judgmt	Cont	Waived
Abstract	AJ	2	0	2	2	-	-	-	2
Admin License	AL	28	1	29	28	-	-	1	28
Bond Forfeiture	BF	1	2	2	1	1	-	1	0
Counter Claim	CC	1	1	1	0	-	-	1	0
Detinue	DT	6	7	9	6	2	2	3	2
Garnishment	GA	32	1	32	31	-	-	-	31
Impoundment	IM	9	0	9	9	-	-	-	9
Interrogatory	IN	2	1	3	2	-	-	1	2
Overweight	OC	1	0	1	1	-	-	-	1
Other	OT	7	0	7	7	-	-	-	7
Protective Order	PO	9	4	12	8	-	-	4	8
Prelim Prot Order	PP	10	2	13	11	-	-	2	11
Show Cause	SC	1	0	1	1	-	-	-	1
Unlawful Detainer	UD	27	26	36	27	12	5	9	10
Warrant in Debt	WD	89	94	126	95	9	54	31	32
Civil Total		225	139	283	229	24	61	53	144

King & Queen Totals	3,883	3,940	5,329	3,793	2,343	61	1,535	1,389
--------------------------------	--------------	--------------	--------------	--------------	--------------	-----------	--------------	--------------



CASELOAD STATISTICS OF THE GENERAL DISTRICT COURTS

January 2017 thru December 2017

King William

District: 9

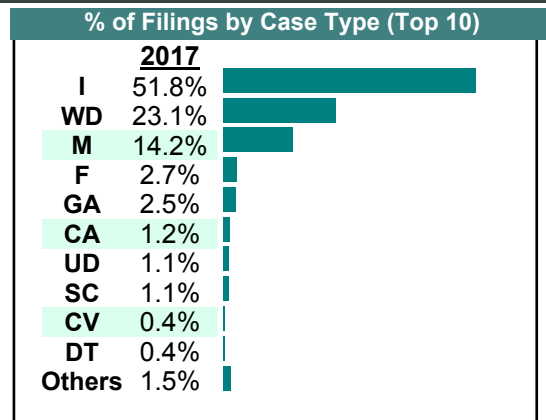
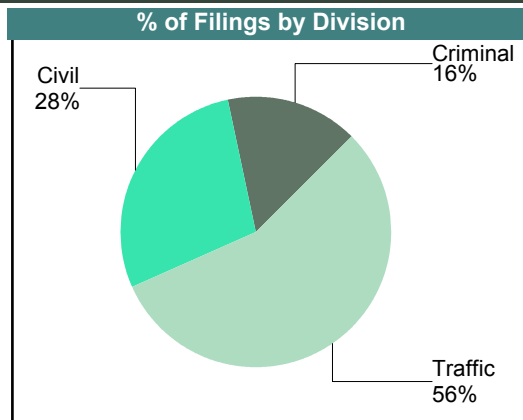
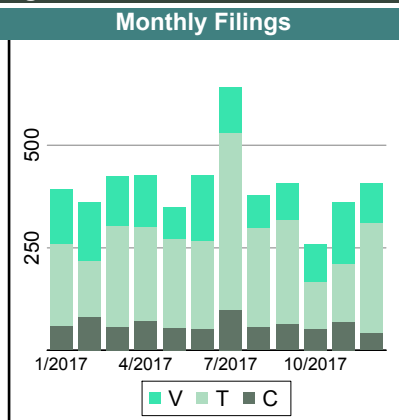
Court ID: 209101

<u>Criminal</u>		Filings	Hearings	Transactions	Concluded	Final Judgmt	Def Judgmt	Cont	Waived
Capias	CA	55	129	129	55	55	-	74	0
Civil Violation	CV	19	17	23	19	13	-	4	6
Felony	F	130	363	365	137	135	-	228	2
Misdemeanor	M	506	1,022	1,076	495	441	-	581	54
Motion	MO	9	9	9	9	9	-	-	0
Show Cause	SC	46	96	96	51	51	-	45	0
Criminal Total		765	1,636	1,698	766	704	-	932	62

<u>Traffic</u>		Filings	Hearings	Transactions	Concluded	Final Judgmt	Def Judgmt	Cont	Waived
Capias	CA	3	8	8	3	3	-	5	0
Infraction	I	2,501	1,762	2,844	2,472	1,390	-	372	1,082
Misdemeanor	M	182	271	271	180	180	-	91	0
Other	O	1	1	1	1	1	-	-	0
Restricted O/L	RL	4	4	4	4	4	-	-	0
Show Cause	SC	1	2	2	1	1	-	1	0
Traffic Total		2,692	2,048	3,130	2,661	1,579	-	469	1,082

<u>Civil</u>		Filings	Hearings	Transactions	Concluded	Final Judgmt	Def Judgmt	Cont	Waived
Abstract	AJ	1	0	1	1	-	-	-	1
Admin License	AL	15	1	16	15	-	-	1	15
Bond Forfeiture	BF	3	3	6	4	-	1	2	3
Capias	CA	2	0	2	2	-	-	-	2
Counter Claim	CC	1	1	1	1	1	-	-	0
Detinue	DT	17	16	22	17	2	9	5	6
Garnishment	GA	123	3	125	122	-	-	3	122
Impoundment	IM	4	0	4	4	-	-	-	4
Interrogatory	IN	8	5	13	8	-	-	5	8
Motion for Judgment	MJ	1	1	2	2	1	-	-	1
Overweight	OC	1	0	1	1	-	-	-	1
Other	OT	8	5	13	10	1	1	3	8
Protective Order	PO	7	0	8	8	-	-	-	8
Prelim Prot Order	PP	7	0	7	7	-	-	-	7
Petition-Restore Arms	PR	1	0	1	1	-	-	-	1
Show Cause	SC	4	1	4	4	-	1	-	3
Tenants Assertion	TA	1	1	2	1	-	-	1	1
Unlawful Detainer	UD	54	43	60	54	15	22	6	17
Warrant in Debt	WD	1,115	600	1,305	1,135	41	389	170	705
Civil Total		1,373	680	1,593	1,397	61	423	196	913

King William Totals	4,830	4,364	6,421	4,824	2,344	423	1,597	2,057
----------------------------	--------------	--------------	--------------	--------------	--------------	------------	--------------	--------------



CASELOAD STATISTICS OF THE GENERAL DISTRICT COURTS

January 2017 thru December 2017

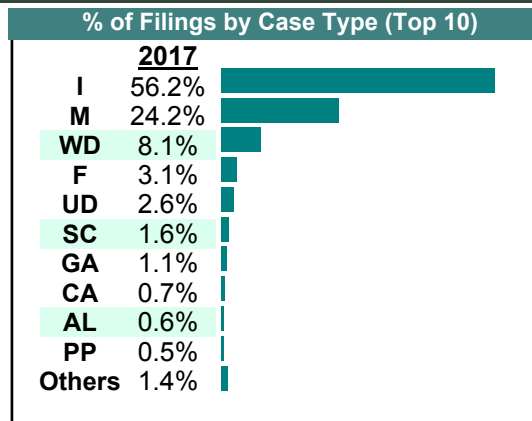
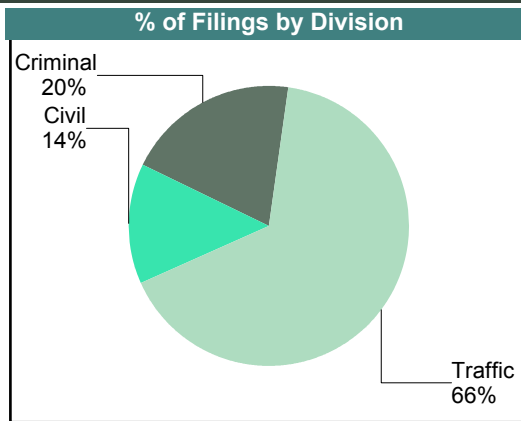
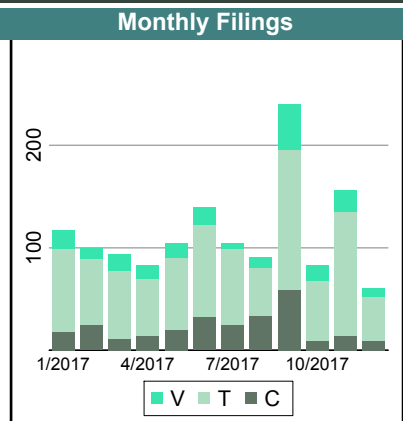
Mathews
District: 9
Court ID: 209115

<u>Criminal</u>		Filings	Hearings	Transactions	Concluded	Final Judgmt	Def Judgmt	Cont	Waived
Capias	CA	6	16	16	8	8	-	8	0
Civil Violation	CV	6	16	17	5	4	-	11	1
Felony	F	41	119	121	42	40	-	79	2
Misdemeanor	M	205	349	403	216	162	-	185	54
Show Cause	SC	14	26	26	14	14	-	12	0
Criminal Total		272	526	583	285	228	-	295	57

<u>Traffic</u>		Filings	Hearings	Transactions	Concluded	Final Judgmt	Def Judgmt	Cont	Waived
Capias	CA	2	3	3	2	2	-	1	0
Felony	F	1	8	8	4	4	-	4	0
Infraction	I	771	671	952	779	498	-	173	281
Misdemeanor	M	127	277	278	128	127	-	150	1
Show Cause	SC	7	15	15	8	8	-	7	0
Traffic Total		908	974	1,256	921	639	-	335	282

<u>Civil</u>		Filings	Hearings	Transactions	Concluded	Final Judgmt	Def Judgmt	Cont	Waived
Admin License	AL	8	0	8	8	-	-	-	8
Capias	CA	1	1	1	1	1	-	-	0
Detinue	DT	3	3	5	3	-	1	2	2
Garnishment	GA	15	3	18	15	-	-	3	15
Impoundment	IM	4	1	4	3	-	-	-	3
Interrogatory	IN	3	2	5	3	-	-	2	3
Protective Order	PO	2	1	2	1	-	-	1	1
Prelim Prot Order	PP	7	2	8	7	1	-	-	6
Show Cause	SC	1	1	2	1	-	-	1	1
Tenants Assertion	TA	1	1	1	0	-	-	-	0
Unlawful Detainer	UD	35	39	52	35	14	8	17	13
Warrant in Debt	WD	111	121	155	97	18	45	58	34
Civil Total		191	175	261	174	34	54	84	86

Mathews Totals		1,371	1,675	2,100	1,380	901	54	714	425
-----------------------	--	--------------	--------------	--------------	--------------	------------	-----------	------------	------------



CASELOAD STATISTICS OF THE GENERAL DISTRICT COURTS

January 2017 thru December 2017

Middlesex

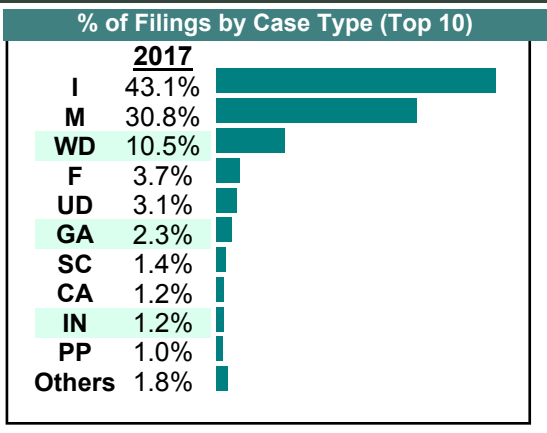
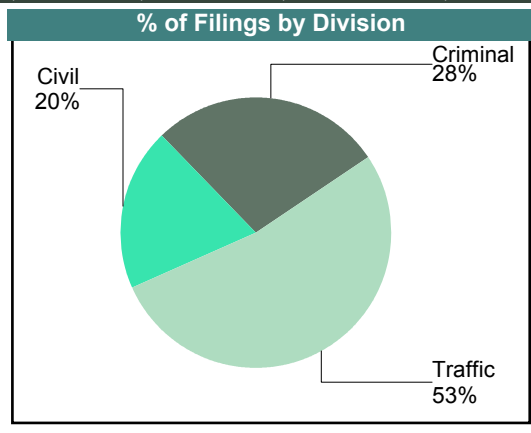
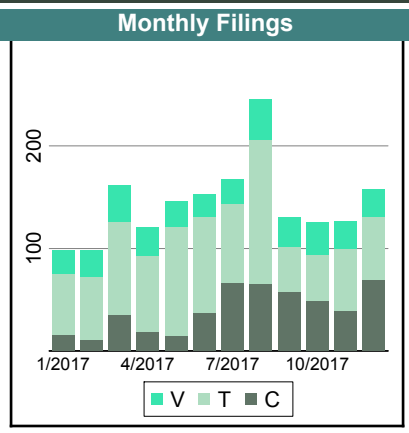
District: 9
Court ID: 209119

<u>Criminal</u>		<u>Filings</u>	<u>Hearings</u>	<u>Transactions</u>	<u>Concluded</u>	<u>Final Judgmt</u>	<u>Def Judgmt</u>	<u>Cont</u>	<u>Waived</u>
Capias	CA	17	40	40	19	19	-	21	0
Civil Violation	CV	4	6	7	3	2	-	3	1
Felony	F	61	185	189	83	79	-	106	4
Misdemeanor	M	381	551	655	370	266	-	284	104
Show Cause	SC	17	38	38	19	19	-	19	0
Criminal Total		480	820	929	494	385	-	433	109

<u>Traffic</u>		<u>Filings</u>	<u>Hearings</u>	<u>Transactions</u>	<u>Concluded</u>	<u>Final Judgmt</u>	<u>Def Judgmt</u>	<u>Cont</u>	<u>Waived</u>
Capias	CA	3	10	10	1	1	-	9	0
Civil Violation	CV	1	1	1	1	1	-	-	0
Felony	F	3	9	9	3	3	-	6	0
Infraction	I	746	471	844	753	380	-	91	373
Misdemeanor	M	153	298	299	153	152	-	146	1
Show Cause	SC	7	16	16	8	8	-	8	0
Traffic Total		913	805	1,179	919	545	-	260	374

<u>Civil</u>		<u>Filings</u>	<u>Hearings</u>	<u>Transactions</u>	<u>Concluded</u>	<u>Final Judgmt</u>	<u>Def Judgmt</u>	<u>Cont</u>	<u>Waived</u>
Admin License	AL	10	0	10	10	-	-	-	10
Bond Forfeiture	BF	1	2	2	1	-	1	1	0
Detinue	DT	11	12	19	11	3	1	8	7
Garnishment	GA	40	3	43	40	-	-	3	40
Impoundment	IM	2	0	2	2	-	-	-	2
Interrogatory	IN	20	2	21	19	-	-	1	19
Other	OT	1	1	1	1	-	1	-	0
Protective Order	PO	1	0	1	1	-	-	-	1
Prelim Prot Order	PP	17	12	27	15	-	-	11	15
Show Cause	SC	1	0	1	1	-	-	-	1
Unlawful Detainer	UD	54	78	95	54	21	16	41	17
Warrant in Debt	WD	181	195	263	181	25	88	80	68
Civil Total		339	305	485	336	49	107	145	180

Middlesex Totals		1,732	1,930	2,593	1,749	979	107	838	663
-------------------------	--	--------------	--------------	--------------	--------------	------------	------------	------------	------------



CASELOAD STATISTICS OF THE GENERAL DISTRICT COURTS

January 2017 thru December 2017

New Kent

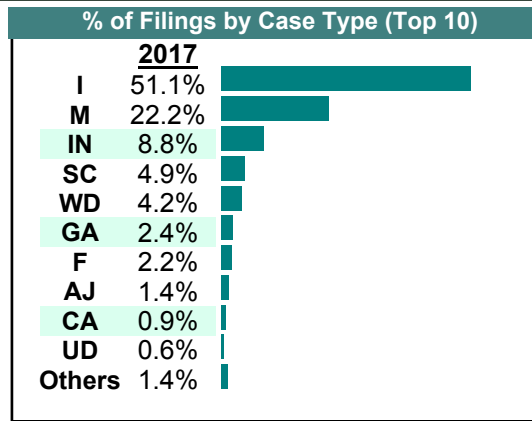
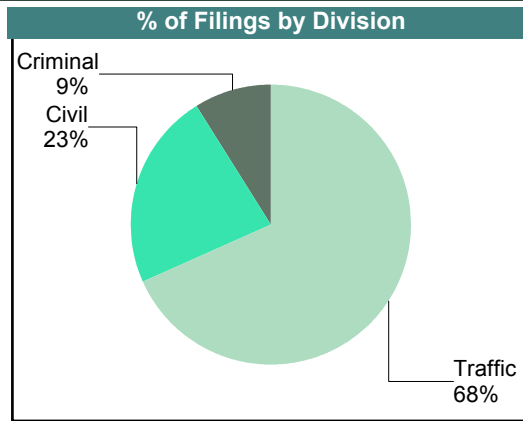
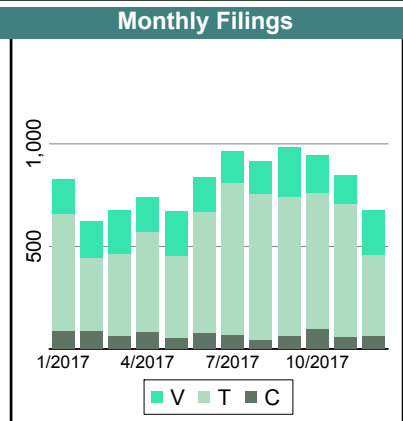
District: **9**
Court ID: **209127**

<u>Criminal</u>		<u>Filings</u>	<u>Hearings</u>	<u>Transactions</u>	<u>Concluded</u>	<u>Final Judgmt</u>	<u>Def Judgmt</u>	<u>Cont</u>	<u>Waived</u>
Capias	CA	27	103	103	43	43	-	60	0
Civil Violation	CV	20	53	53	23	23	-	30	0
Felony	F	204	593	593	229	229	-	364	0
Misdemeanor	M	579	1,367	1,410	564	521	-	846	43
Show Cause	SC	38	93	93	44	44	-	49	0
Criminal Total		868	2,209	2,252	903	860	-	1,349	43

<u>Traffic</u>		<u>Filings</u>	<u>Hearings</u>	<u>Transactions</u>	<u>Concluded</u>	<u>Final Judgmt</u>	<u>Def Judgmt</u>	<u>Cont</u>	<u>Waived</u>
Capias	CA	28	95	95	38	38	-	57	0
Felony	F	12	38	38	16	16	-	22	0
Infraction	I	4,958	3,861	5,928	4,899	2,832	-	1,029	2,067
Misdemeanor	M	1,570	3,019	3,021	1,503	1,501	-	1,518	2
Show Cause	SC	54	105	105	56	56	-	49	0
Traffic Total		6,622	7,118	9,187	6,512	4,443	-	2,675	2,069

<u>Civil</u>		<u>Filings</u>	<u>Hearings</u>	<u>Transactions</u>	<u>Concluded</u>	<u>Final Judgmt</u>	<u>Def Judgmt</u>	<u>Cont</u>	<u>Waived</u>
Abstract	AJ	138	1	139	138	-	-	1	138
Admin License	AL	52	0	52	52	-	-	-	52
Capias	CA	33	30	62	32	-	-	30	32
Garnishment	GA	228	46	275	229	-	-	46	229
Impoundment	IM	27	0	27	27	-	-	-	27
Interrogatory	IN	851	542	1,413	871	-	-	542	871
Overweight	OC	2	0	2	2	-	-	-	2
Other	OT	6	2	9	7	-	-	2	7
Protective Order	PO	8	2	10	8	-	-	2	8
Prelim Prot Order	PP	16	16	33	17	-	-	16	17
Show Cause	SC	385	178	591	416	1	2	175	413
Unlawful Detainer	UD	58	69	90	63	16	26	27	21
Warrant in Debt	WD	406	438	584	385	32	207	199	146
Civil Total		2,210	1,324	3,287	2,247	49	235	1,040	1,963

New Kent Totals		9,700	10,651	14,726	9,662	5,352	235	5,064	4,075
------------------------	--	--------------	---------------	---------------	--------------	--------------	------------	--------------	--------------



CASELOAD STATISTICS OF THE GENERAL DISTRICT COURTS

January 2017 thru December 2017

Williamsburg

District: 9

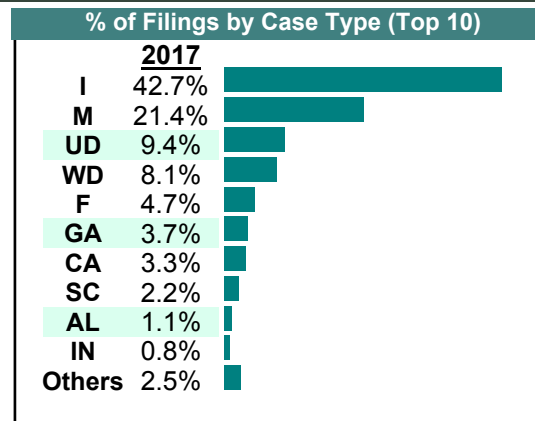
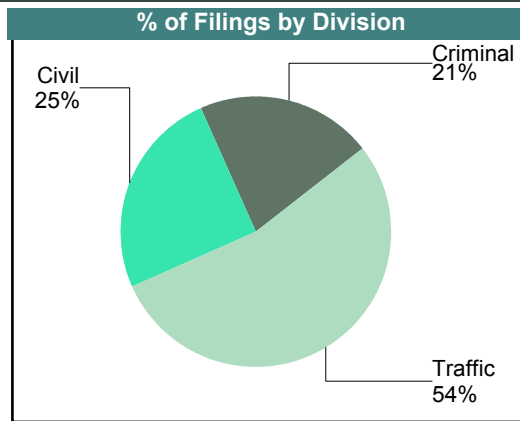
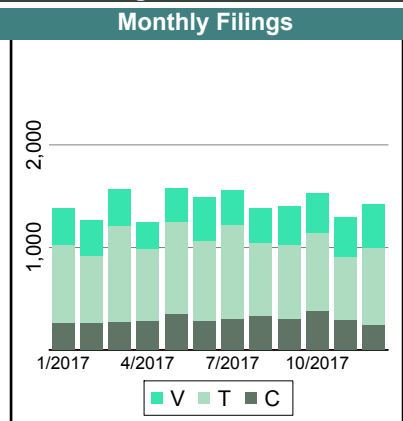
Court ID: 209830

<u>Criminal</u>		Filings	Hearings	Transactions	Concluded	Final Judgmt	Def Judgmt	Cont	Waived
Capias	CA	417	1,313	1,313	418	418	-	895	0
Civil Violation	CV	29	81	81	33	33	-	48	0
Felony	F	787	2,601	2,685	831	747	-	1,854	84
Misdemeanor	M	2,028	5,779	5,853	1,998	1,924	-	3,854	74
Motion	MO	78	86	86	80	80	-	6	0
Show Cause	SC	253	648	648	248	248	-	400	0
Criminal Total		3,592	10,508	10,666	3,608	3,450	-	7,057	158

<u>Traffic</u>		Filings	Hearings	Transactions	Concluded	Final Judgmt	Def Judgmt	Cont	Waived
Capias	CA	134	422	422	161	161	-	261	0
Civil Violation	CV	4	6	6	4	4	-	2	0
Felony	F	22	94	95	31	30	-	64	1
Infraction	I	7,306	6,361	9,396	7,190	4,155	-	2,205	3,035
Misdemeanor	M	1,640	3,569	3,569	1,650	1,650	-	1,917	0
Motion	MO	5	5	5	5	5	-	-	0
Other	O	40	23	41	40	22	-	1	18
Restricted O/L	RL	5	5	5	5	5	-	-	0
Show Cause	SC	65	118	118	65	65	-	53	0
Traffic Total		9,221	10,603	13,657	9,151	6,097	-	4,503	3,054

<u>Civil</u>		Filings	Hearings	Transactions	Concluded	Final Judgmt	Def Judgmt	Cont	Waived
Abstract	AJ	28	20	28	28	20	-	-	8
Admin License	AL	185	2	187	185	-	-	2	185
Bond Forfeiture	BF	15	20	26	15	-	9	10	6
Capias	CA	9	3	13	10	-	-	3	10
Counter Claim	CC	13	10	16	13	7	-	3	6
Custody Relief	CR	2	5	6	2	1	-	4	1
Detinue	DT	19	23	31	17	5	4	14	8
Garnishment	GA	627	25	653	628	-	-	25	628
Impoundment	IM	17	0	17	17	-	-	-	17
Interrogatory	IN	142	83	221	138	-	-	83	138
Motion for Judgment	MJ	59	52	68	56	2	38	12	16
Other	OT	14	2	14	14	1	1	-	12
Protective Order	PO	35	16	51	35	-	-	16	35
Prelim Prot Order	PP	54	7	61	54	-	-	7	54
Petition-Restore Arms	PR	3	1	4	3	-	-	1	3
Show Cause	SC	65	22	83	65	3	1	18	61
Tenants Assertion	TA	3	3	3	0	-	-	3	0
Third Party Claim	TH	2	3	5	2	-	-	3	2
Unlawful Detainer	UD	1,609	765	1,810	1,601	148	408	209	1,045
Warrant in Debt	WD	1,390	1,425	1,923	1,368	166	704	555	498
Civil Total		4,291	2,487	5,220	4,251	353	1,165	968	2,733

Williamsburg Totals		17,104	23,598	29,543	17,010	9,900	1,165	12,528	5,945
----------------------------	--	---------------	---------------	---------------	---------------	--------------	--------------	---------------	--------------



CASELOAD STATISTICS OF THE GENERAL DISTRICT COURTS

January 2017 thru December 2017

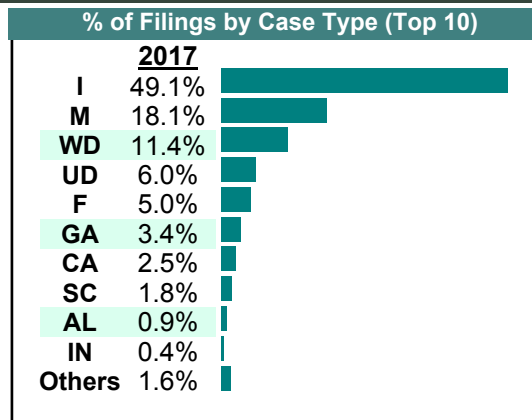
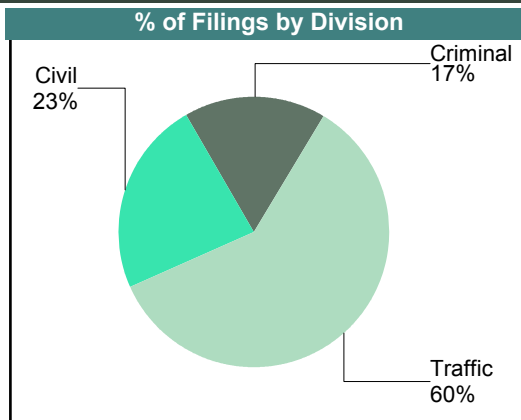
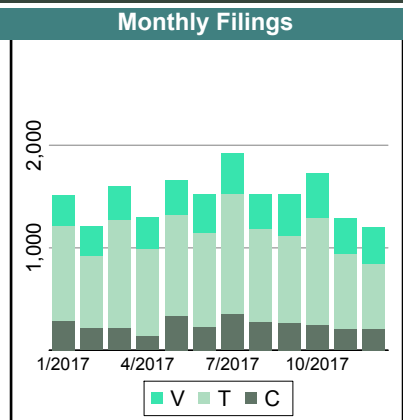
York
District: **9**
Court ID: **209199**

Criminal		Filings	Hearings	Transactions	Concluded	Final Judgmt	Def Judgmt	Cont	Waived
Capias	CA	305	773	773	322	322	-	451	0
Civil Violation	CV	57	182	186	63	59	-	123	4
Felony	F	879	2,644	2,952	877	569	-	2,074	308
Misdemeanor	M	1,599	4,394	4,475	1,568	1,487	-	2,906	81
Show Cause	SC	186	433	433	186	186	-	247	0
Criminal Total		3,026	8,426	8,819	3,016	2,623	-	5,801	393

Traffic		Filings	Hearings	Transactions	Concluded	Final Judgmt	Def Judgmt	Cont	Waived
Capias	CA	146	427	427	140	140	-	287	0
Civil Violation	CV	1	8	8	1	1	-	7	0
Felony	F	16	47	62	20	5	-	42	15
Infraction	I	8,829	7,500	11,096	8,739	5,143	-	2,357	3,596
Misdemeanor	M	1,655	4,180	4,182	1,730	1,728	-	2,451	2
Show Cause	SC	109	261	261	113	113	-	148	0
Traffic Total		10,756	12,423	16,036	10,743	7,130	-	5,292	3,613

Civil		Filings	Hearings	Transactions	Concluded	Final Judgmt	Def Judgmt	Cont	Waived
Abstract	AJ	11	0	11	11	-	-	-	11
Admin License	AL	155	0	155	155	-	-	-	155
Bond Forfeiture	BF	3	4	5	3	1	1	2	1
Capias	CA	3	13	16	3	-	-	13	3
Counter Claim	CC	6	9	11	4	2	-	7	2
Detinue	DT	36	43	56	31	7	11	25	13
Garnishment	GA	606	64	671	607	-	-	64	607
Impoundment	IM	39	0	39	39	-	-	-	39
Interrogatory	IN	65	64	131	67	-	-	64	67
Motion for Judgment	MJ	24	20	31	21	3	7	10	11
Overweight	OC	1	0	1	1	-	-	-	1
Other	OT	14	3	16	14	1	-	2	13
Protective Order	PO	28	21	52	31	-	-	21	31
Prelim Prot Order	PP	26	1	27	26	-	-	1	26
Petition-Restore Arms	PR	4	0	4	4	-	-	-	4
Show Cause	SC	31	16	44	29	-	1	15	28
Tenants Assertion	TA	4	7	9	3	1	-	6	2
Unlawful Detainer	UD	1,073	761	1,203	1,066	90	534	137	442
Warrant in Debt	WD	2,050	1,859	2,778	2,009	156	934	769	919
Zoning Viol	ZO	30	40	58	31	5	8	27	18
Civil Total		4,209	2,925	5,318	4,155	266	1,496	1,163	2,393

York Totals		17,991	23,774	30,173	17,914	10,019	1,496	12,256	6,399
--------------------	--	---------------	---------------	---------------	---------------	---------------	--------------	---------------	--------------



CASELOAD STATISTICS OF THE GENERAL DISTRICT COURTS

January 2017 thru December 2017 Filing Comparison

District: 9

Filings by Court & Division

	Charles City	Gloucester	King & Queen	King William	Mathews	Middlesex	New Kent	Williamsburg	York	Total	
C	Misdemeanor	137 2%	1,004 14%	526 8%	506 7%	205 3%	381 5%	579 8%	2,028 29%	1,599 23%	6,965
	Felony	55 2%	231 9%	129 5%	130 5%	41 2%	61 2%	204 8%	787 31%	879 35%	2,517
	Capias	14 1%	126 13%	38 4%	55 5%	6 1%	17 2%	27 3%	417 41%	305 30%	1,005
	Show Cause	22 3%	83 12%	37 5%	46 7%	14 2%	17 2%	38 5%	253 36%	186 27%	696
	Civil Violation	1 1%	41 21%	20 10%	19 10%	6 3%	4 2%	20 10%	29 15%	57 29%	197
	Motion	1 1%	- 0%	3 3%	9 10%	- 0%	- 0%	- 0%	78 86%	- 0%	91
	Total	230 2%	1,485 13%	753 7%	765 7%	272 2%	480 4%	868 8%	3,592 31%	3,026 26%	11,471
T	Infraction	638 2%	8,818 24%	2,679 7%	2,501 7%	771 2%	746 2%	4,958 13%	7,306 20%	8,829 24%	37,246
	Misdemeanor	101 2%	991 15%	223 3%	182 3%	127 2%	153 2%	1,570 24%	1,640 25%	1,655 25%	6,642
	Capias	7 2%	25 7%	- 0%	3 1%	2 1%	3 1%	28 8%	134 39%	146 42%	348
	Show Cause	7 2%	45 15%	1 0%	1 0%	7 2%	7 2%	54 18%	65 22%	109 37%	296
	Felony	2 3%	17 23%	- 0%	- 0%	1 1%	3 4%	12 16%	22 30%	16 22%	73
	Other	- 0%	- 0%	- 0%	1 2%	- 0%	- 0%	- 0%	40 98%	- 0%	41
	Restricted O/L	3 13%	9 39%	2 9%	4 17%	- 0%	- 0%	- 0%	5 22%	- 0%	23
	Civil Violation	- 0%	2 25%	- 0%	- 0%	- 0%	1 13%	- 0%	4 50%	1 13%	8
	Motion	- 0%	- 0%	- 0%	- 0%	- 0%	- 0%	- 0%	5 100%	- 0%	5
Total	758 2%	9,907 22%	2,905 7%	2,692 6%	908 2%	913 2%	6,622 15%	9,221 21%	10,756 24%	44,682	
V	Warrant in Debt	142 2%	728 12%	89 1%	1,115 18%	111 2%	181 3%	406 7%	1,390 22%	2,050 33%	6,212
	Unlawful Detainer	26 1%	401 12%	27 1%	54 2%	35 1%	54 2%	58 2%	1,609 48%	1,073 32%	3,337
	Garnishment	47 2%	297 15%	32 2%	123 6%	15 1%	40 2%	228 11%	627 31%	606 30%	2,015
	Interrogatory	4 0%	103 9%	2 0%	8 1%	3 0%	20 2%	851 71%	142 12%	65 5%	1,198
	Admin License	6 1%	139 23%	28 5%	15 3%	8 1%	10 2%	52 9%	185 31%	155 26%	598
	Show Cause	2 0%	54 10%	1 0%	4 1%	1 0%	1 0%	385 71%	65 12%	31 6%	544

	Charles City	Gloucester	King & Queen	King William	Mathews	Middlesex	New Kent	Williamsburg	York	Total
V Prelim Prot Order	3	49	10	7	7	17	16	54	26	189
	2%	26%	5%	4%	4%	9%	8%	29%	14%	
Abstract	3	5	2	1	-	-	138	28	11	188
	2%	3%	1%	1%	0%	0%	73%	15%	6%	
Protective Order	5	38	9	7	2	1	8	35	28	133
	4%	29%	7%	5%	2%	1%	6%	26%	21%	
Impoundment	-	17	9	4	4	2	27	17	39	119
	0%	14%	8%	3%	3%	2%	23%	14%	33%	
Detinue	6	11	6	17	3	11	-	19	36	109
	6%	10%	6%	16%	3%	10%	0%	17%	33%	
Motion for Judgment	9	7	-	1	-	-	-	59	24	100
	9%	7%	0%	1%	0%	0%	0%	59%	24%	
Other	1	9	7	8	-	1	6	14	14	60
	2%	15%	12%	13%	0%	2%	10%	23%	23%	
Capias	-	2	-	2	1	-	33	9	3	50
	0%	4%	0%	4%	2%	0%	66%	18%	6%	
Zoning Viol	-	-	-	-	-	-	-	-	30	30
	0%	0%	0%	0%	0%	0%	0%	0%	100%	
Counter Claim	3	3	1	1	-	-	-	13	6	27
	11%	11%	4%	4%	0%	0%	0%	48%	22%	
Bond Forfeiture	-	1	1	3	-	1	-	15	3	24
	0%	4%	4%	13%	0%	4%	0%	63%	13%	
Petition-Restore Arms	1	1	-	1	-	-	-	3	4	10
	10%	10%	0%	10%	0%	0%	0%	30%	40%	
Tenants Assertion	-	1	-	1	1	-	-	3	4	10
	0%	10%	0%	10%	10%	0%	0%	30%	40%	
Overweight	-	-	1	1	-	-	2	-	1	5
	0%	0%	20%	20%	0%	0%	40%	0%	20%	
Custody Relief	-	-	-	-	-	-	-	2	-	2
	0%	0%	0%	0%	0%	0%	0%	100%	0%	
Third Party Claim	-	-	-	-	-	-	-	2	-	2
	0%	0%	0%	0%	0%	0%	0%	100%	0%	
Total	258	1,866	225	1,373	191	339	2,210	4,291	4,209	14,962
	2%	12%	2%	9%	1%	2%	15%	29%	28%	
Total	1,246	13,258	3,883	4,830	1,371	1,732	9,700	17,104	17,991	71,115
	2%	19%	5%	7%	2%	2%	14%	24%	25%	

CASELOAD STATISTICS OF THE GENERAL DISTRICT COURTS

January 2017 thru December 2017

Appomattox

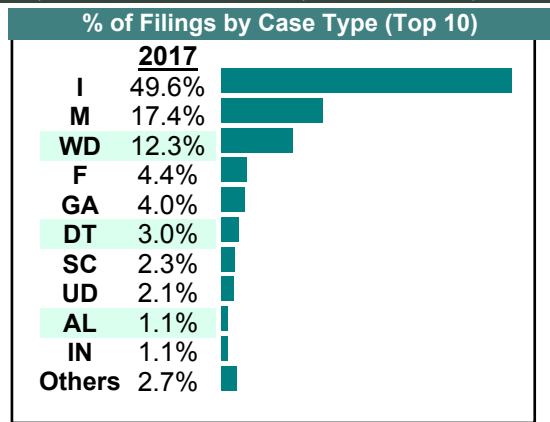
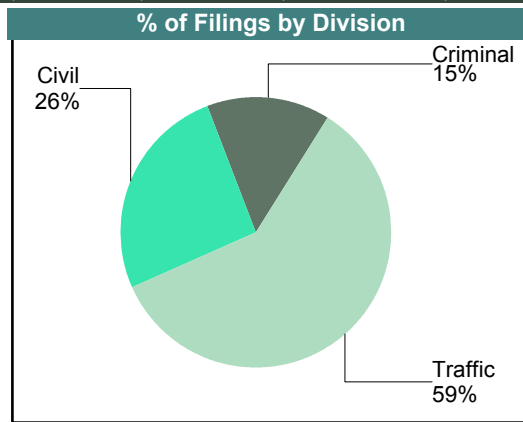
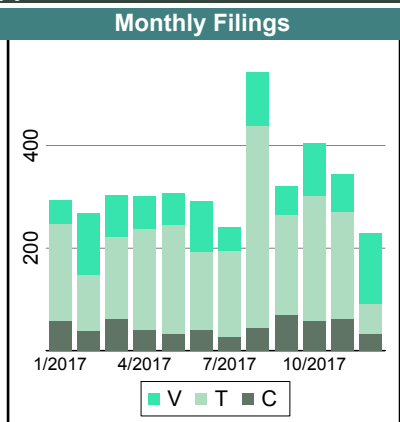
District: 10
Court ID: 210011

<u>Criminal</u>		Filings	Hearings	Transactions	Concluded	Final Judgmt	Def Judgmt	Cont	Waived
Capias	CA	15	68	68	19	19	-	49	0
Civil Violation	CV	8	19	19	8	8	-	11	0
Felony	F	160	460	522	159	97	-	363	62
Misdemeanor	M	333	872	885	349	336	-	536	13
Show Cause	SC	54	151	151	68	68	-	83	0
Criminal Total		570	1,570	1,645	603	528	-	1,042	75

<u>Traffic</u>		Filings	Hearings	Transactions	Concluded	Final Judgmt	Def Judgmt	Cont	Waived
Capias	CA	10	24	24	12	12	-	12	0
Civil Violation	CV	1	1	1	1	1	-	-	0
Felony	F	9	22	23	8	7	-	15	1
Infraction	I	1,907	1,710	2,497	1,905	1,118	-	592	787
Misdemeanor	M	335	735	735	345	345	-	390	0
Motion	MO	1	1	1	1	1	-	-	0
Show Cause	SC	21	61	61	28	28	-	33	0
Traffic Total		2,284	2,554	3,342	2,300	1,512	-	1,042	788

<u>Civil</u>		Filings	Hearings	Transactions	Concluded	Final Judgmt	Def Judgmt	Cont	Waived
Abstract	AJ	9	0	9	9	-	-	-	9
Admin License	AL	43	0	43	43	-	-	-	43
Bond Forfeiture	BF	5	1	6	5	-	-	1	5
Capias	CA	2	0	2	2	-	-	-	2
Detinue	DT	115	164	231	113	11	35	118	67
Garnishment	GA	154	19	171	152	-	-	19	152
Impoundment	IM	6	0	6	6	-	-	-	6
Interrogatory	IN	42	29	65	36	-	-	29	36
Motion for Judgment	MJ	0	2	3	1	-	-	2	1
Other	OT	9	10	18	8	-	-	10	8
Protective Order	PO	21	16	36	20	-	-	16	20
Prelim Prot Order	PP	18	2	20	18	-	-	2	18
Show Cause	SC	12	7	19	12	-	-	7	12
Unlawful Detainer	UD	80	84	109	78	27	26	31	25
Warrant in Debt	WD	471	491	623	461	65	264	162	132
Civil Total		987	825	1,361	964	103	325	397	536

Appomattox Totals	3,841	4,949	6,348	3,867	2,143	325	2,481	1,399
--------------------------	--------------	--------------	--------------	--------------	--------------	------------	--------------	--------------



CASELOAD STATISTICS OF THE GENERAL DISTRICT COURTS

January 2017 thru December 2017

Buckingham

District: 10

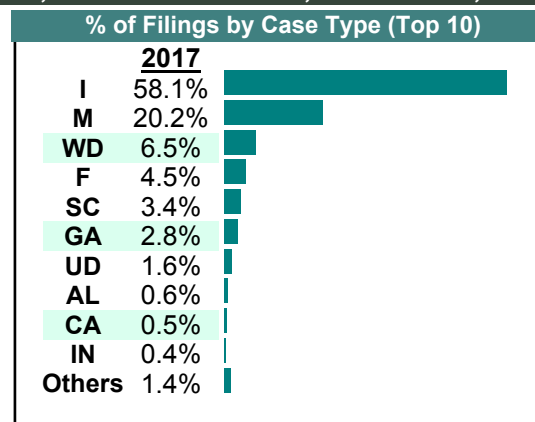
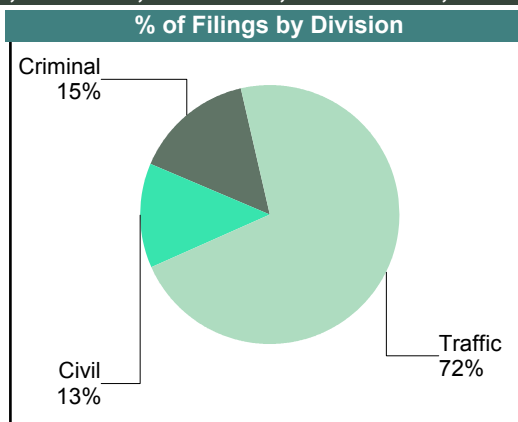
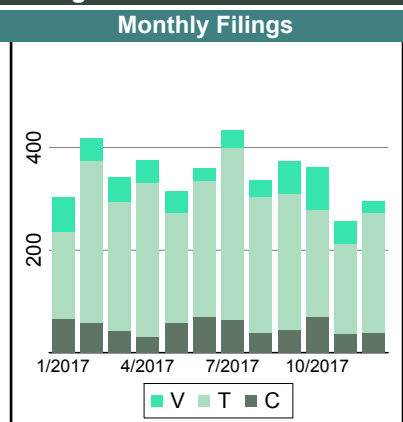
Court ID: 210029

<u>Criminal</u>		Filings	Hearings	Transactions	Concluded	Final Judgmt	Def Judgmt	Cont	Waived
Capias	CA	14	41	41	14	14	-	27	0
Civil Violation	CV	6	24	24	9	9	-	15	0
Felony	F	182	532	532	156	156	-	374	0
Misdemeanor	M	341	924	939	345	330	-	591	15
Motion	MO	4	5	5	4	4	-	1	0
Show Cause	SC	72	197	197	69	69	-	126	0
Criminal Total		619	1,723	1,738	597	582	-	1,134	15

<u>Traffic</u>		Filings	Hearings	Transactions	Concluded	Final Judgmt	Def Judgmt	Cont	Waived
Capias	CA	7	25	25	8	8	-	16	0
Civil Violation	CV	2	6	6	1	1	-	5	0
Felony	F	5	16	16	8	8	-	8	0
Infraction	I	2,421	2,345	3,171	2,406	1,580	-	753	826
Misdemeanor	M	499	1,165	1,171	526	520	-	640	6
Motion	MO	6	6	6	4	4	-	-	0
Show Cause	SC	61	143	143	65	65	-	78	0
Traffic Total		3,001	3,706	4,538	3,018	2,186	-	1,500	832

<u>Civil</u>		Filings	Hearings	Transactions	Concluded	Final Judgmt	Def Judgmt	Cont	Waived
Abstract	AJ	2	0	2	2	-	-	-	2
Admin License	AL	27	6	27	21	-	-	-	21
Capias	CA	0	4	5	1	-	-	4	1
Detinue	DT	9	15	22	11	3	1	10	7
Garnishment	GA	116	19	128	109	-	-	13	109
Impoundment	IM	11	1	11	10	-	-	-	10
Interrogatory	IN	17	22	40	18	-	-	20	18
Motion for Judgment	MJ	1	1	1	0	-	-	1	0
Other	OT	1	1	1	1	1	-	-	0
Protective Order	PO	11	6	14	9	1	-	3	8
Prelim Prot Order	PP	5	4	9	5	-	-	3	5
Show Cause	SC	8	10	23	13	-	-	9	13
Unlawful Detainer	UD	67	87	106	66	23	24	39	19
Warrant in Debt	WD	273	352	431	266	46	141	160	79
Civil Total		548	528	820	532	74	166	262	292

Buckingham Totals	4,168	5,957	7,096	4,147	2,842	166	2,896	1,139
--------------------------	--------------	--------------	--------------	--------------	--------------	------------	--------------	--------------



CASELOAD STATISTICS OF THE GENERAL DISTRICT COURTS

January 2017 thru December 2017

Charlotte

District: 10

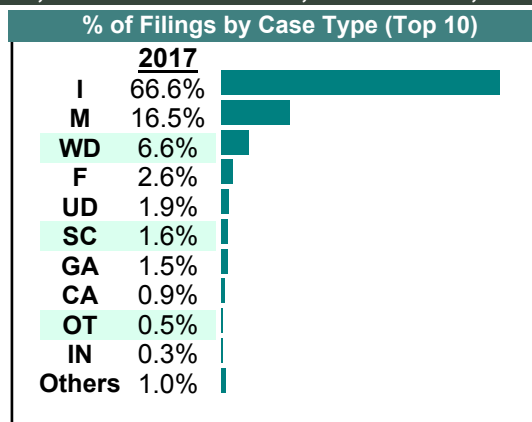
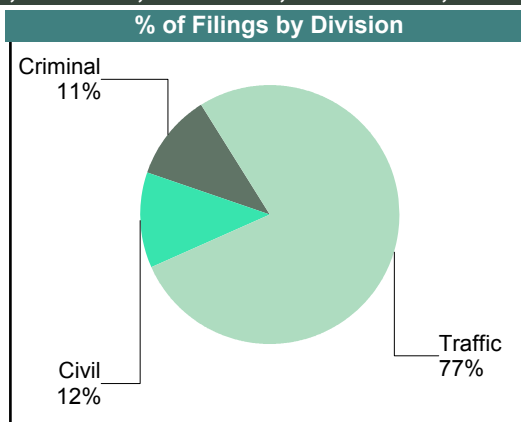
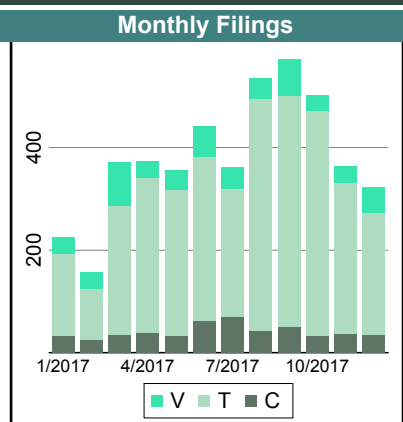
Court ID: 210037

<u>Criminal</u>		<u>Filings</u>	<u>Hearings</u>	<u>Transactions</u>	<u>Concluded</u>	<u>Final Judgmt</u>	<u>Def Judgmt</u>	<u>Cont</u>	<u>Waived</u>
Capias	CA	21	55	55	30	30	-	25	0
Civil Violation	CV	8	22	22	4	4	-	18	0
Felony	F	117	379	380	115	114	-	265	1
Misdemeanor	M	305	757	776	287	268	-	489	19
Show Cause	SC	46	117	117	50	50	-	67	0
Criminal Total		497	1,330	1,350	486	466	-	864	20

<u>Traffic</u>		<u>Filings</u>	<u>Hearings</u>	<u>Transactions</u>	<u>Concluded</u>	<u>Final Judgmt</u>	<u>Def Judgmt</u>	<u>Cont</u>	<u>Waived</u>
Capias	CA	15	37	37	13	13	-	24	0
Civil Violation	CV	1	3	3	1	1	-	2	0
Felony	F	4	19	19	5	5	-	14	0
Infraction	I	3,047	2,597	4,032	3,077	1,642	-	955	1,435
Misdemeanor	M	450	890	906	469	453	-	437	16
Show Cause	SC	18	40	40	16	16	-	24	0
Traffic Total		3,535	3,586	5,037	3,581	2,130	-	1,456	1,451

<u>Civil</u>		<u>Filings</u>	<u>Hearings</u>	<u>Transactions</u>	<u>Concluded</u>	<u>Final Judgmt</u>	<u>Def Judgmt</u>	<u>Cont</u>	<u>Waived</u>
Admin License	AL	8	0	8	8	-	-	-	8
Capias	CA	3	2	5	3	-	-	2	3
Garnishment	GA	68	1	69	68	-	-	1	68
Impoundment	IM	4	0	4	4	-	-	-	4
Interrogatory	IN	14	13	28	15	-	-	13	15
Motion for Judgment	MJ	1	1	2	1	-	-	1	1
Overweight	OC	4	8	11	3	-	-	6	3
Other	OT	21	0	21	21	-	-	-	21
Protective Order	PO	4	4	7	3	-	-	4	3
Prelim Prot Order	PP	11	13	23	10	-	-	13	10
Petition-Restore Arms	PR	1	0	1	1	-	-	-	1
Restricted O/L	RL	5	0	5	5	-	-	-	5
Show Cause	SC	9	11	20	9	-	-	11	9
Tenants Assertion	TA	1	2	2	1	1	-	1	0
Unlawful Detainer	UD	85	94	124	86	25	31	38	30
Warrant in Debt	WD	303	285	380	297	30	172	83	95
Civil Total		542	434	710	535	56	203	173	276

Charlotte Totals	4,574	5,350	7,097	4,602	2,652	203	2,493	1,747
-------------------------	--------------	--------------	--------------	--------------	--------------	------------	--------------	--------------



CASELOAD STATISTICS OF THE GENERAL DISTRICT COURTS

January 2017 thru December 2017

Cumberland

District: **10**

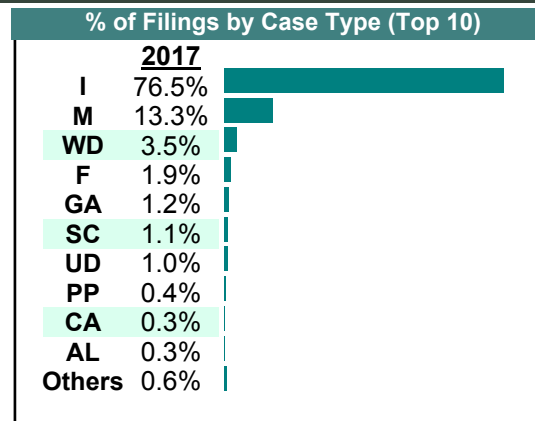
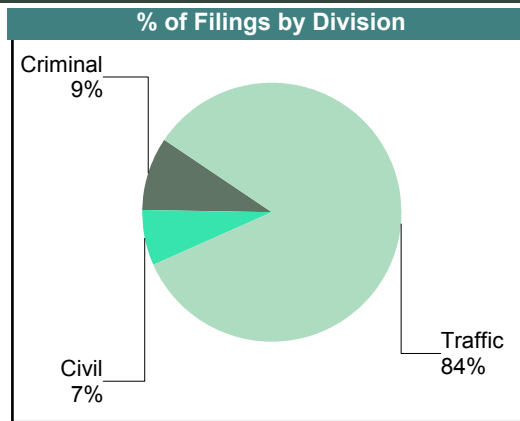
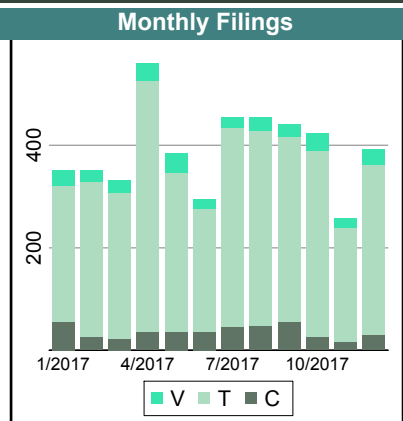
Court ID: **210049**

<u>Criminal</u>		<u>Filings</u>	<u>Hearings</u>	<u>Transactions</u>	<u>Concluded</u>	<u>Final Judgmt</u>	<u>Def Judgmt</u>	<u>Cont</u>	<u>Waived</u>
Capias	CA	12	35	35	12	12	-	23	0
Civil Violation	CV	7	11	11	2	2	-	9	0
Felony	F	85	234	234	94	94	-	140	0
Misdemeanor	M	315	715	747	311	279	-	435	32
Show Cause	SC	20	68	68	24	24	-	43	0
Criminal Total		439	1,063	1,095	443	411	-	650	32

<u>Traffic</u>		<u>Filings</u>	<u>Hearings</u>	<u>Transactions</u>	<u>Concluded</u>	<u>Final Judgmt</u>	<u>Def Judgmt</u>	<u>Cont</u>	<u>Waived</u>
Capias	CA	2	14	14	3	3	-	11	0
Felony	F	3	13	13	6	6	-	7	0
Infraction	I	3,590	3,244	4,789	3,564	2,019	-	1,224	1,545
Misdemeanor	M	308	790	795	293	288	-	502	5
Show Cause	SC	29	96	96	30	30	-	66	0
Traffic Total		3,932	4,157	5,707	3,896	2,346	-	1,810	1,550

<u>Civil</u>		<u>Filings</u>	<u>Hearings</u>	<u>Transactions</u>	<u>Concluded</u>	<u>Final Judgmt</u>	<u>Def Judgmt</u>	<u>Cont</u>	<u>Waived</u>
Abstract	AJ	3	0	3	3	-	-	-	3
Admin License	AL	12	5	12	7	-	-	-	7
Bond Forfeiture	BF	3	6	8	3	1	-	5	2
Counter Claim	CC	1	4	5	1	-	-	4	1
Garnishment	GA	57	5	62	57	-	-	5	57
Impoundment	IM	1	0	1	1	-	-	-	1
Interrogatory	IN	7	5	13	8	-	-	5	8
Protective Order	PO	8	2	8	6	-	-	-	6
Prelim Prot Order	PP	18	13	28	15	-	-	9	15
Show Cause	SC	1	0	1	1	-	-	-	1
Unlawful Detainer	UD	48	57	66	47	18	20	18	9
Warrant in Debt	WD	164	191	250	169	27	83	81	59
Civil Total		323	288	457	318	46	103	127	169

Cumberland Totals	4,694	5,508	7,259	4,657	2,803	103	2,587	1,751
--------------------------	--------------	--------------	--------------	--------------	--------------	------------	--------------	--------------



CASELOAD STATISTICS OF THE GENERAL DISTRICT COURTS

January 2017 thru December 2017

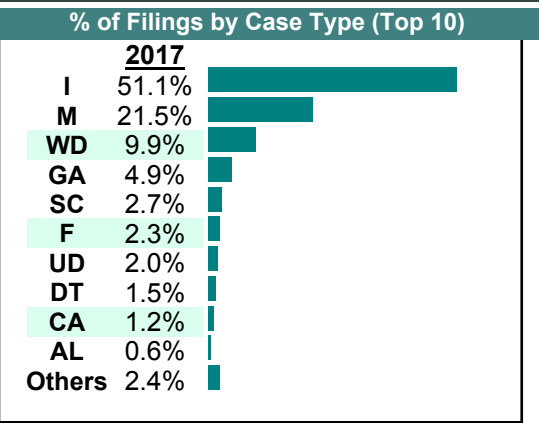
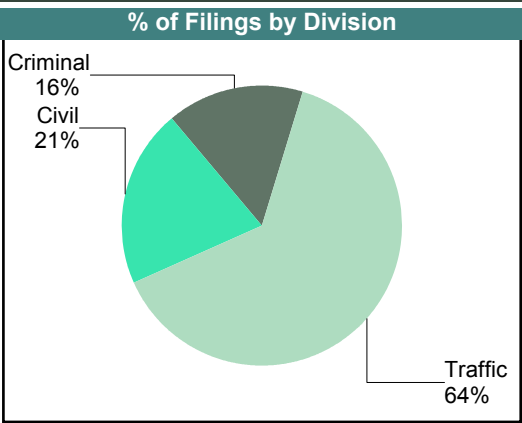
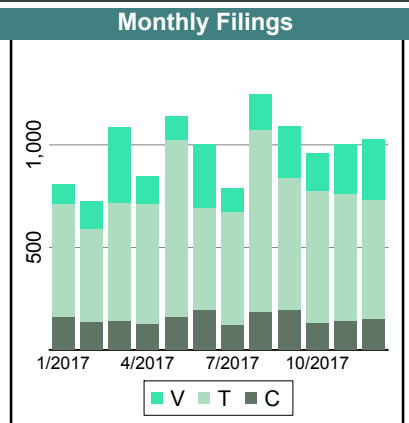
Halifax
District: **10**
Court ID: **210083**

<u>Criminal</u>		Filings	Hearings	Transactions	Concluded	Final Judgmt	Def Judgmt	Cont	Waived
Capias	CA	80	190	190	85	85	-	105	0
Civil Violation	CV	25	47	47	26	26	-	21	0
Felony	F	263	962	962	241	241	-	721	0
Misdemeanor	M	1,231	2,856	2,916	1,202	1,142	-	1,714	60
Motion	MO	33	33	33	33	33	-	-	0
Show Cause	SC	235	499	499	229	229	-	268	0
Criminal Total		1,867	4,587	4,647	1,816	1,756	-	2,829	60

<u>Traffic</u>		Filings	Hearings	Transactions	Concluded	Final Judgmt	Def Judgmt	Cont	Waived
Capias	CA	55	117	117	55	55	-	62	0
Felony	F	8	19	19	5	5	-	14	0
Infraction	I	5,982	5,307	7,372	5,964	3,899	-	1,405	2,065
Misdemeanor	M	1,290	2,497	2,498	1,259	1,258	-	1,239	1
Motion	MO	8	8	8	8	8	-	-	0
Restricted O/L	RL	24	28	28	24	24	-	4	0
Show Cause	SC	73	198	198	81	81	-	117	0
Traffic Total		7,440	8,174	10,240	7,396	5,330	-	2,841	2,066

<u>Civil</u>		Filings	Hearings	Transactions	Concluded	Final Judgmt	Def Judgmt	Cont	Waived
Abstract	AJ	9	1	9	9	1	-	-	8
Admin License	AL	69	3	69	66	-	-	-	66
Bond Forfeiture	BF	19	18	33	17	1	1	16	15
Detinue	DT	181	163	237	179	7	98	58	74
Garnishment	GA	569	16	581	565	-	-	14	565
Impoundment	IM	22	14	22	8	-	-	-	8
Interrogatory	IN	18	20	38	18	-	-	19	18
Overweight	OC	2	1	2	1	-	-	1	1
Other	OT	4	2	4	2	-	-	1	2
Protective Order	PO	49	22	71	49	-	-	22	49
Prelim Prot Order	PP	66	31	91	60	-	-	28	60
Petition-Restore Arms	PR	4	4	8	4	-	-	4	4
Show Cause	SC	7	22	39	17	-	-	22	17
Tenants Assertion	TA	2	3	4	2	1	-	2	1
Unlawful Detainer	UD	233	187	292	230	49	76	62	105
Warrant in Debt	WD	1,155	1,107	1,450	1,143	64	736	306	343
Civil Total		2,409	1,614	2,950	2,370	123	911	555	1,336

Halifax Totals	11,716	14,375	17,837	11,582	7,209	911	6,225	3,462
-----------------------	---------------	---------------	---------------	---------------	--------------	------------	--------------	--------------



CASELOAD STATISTICS OF THE GENERAL DISTRICT COURTS

January 2017 thru December 2017

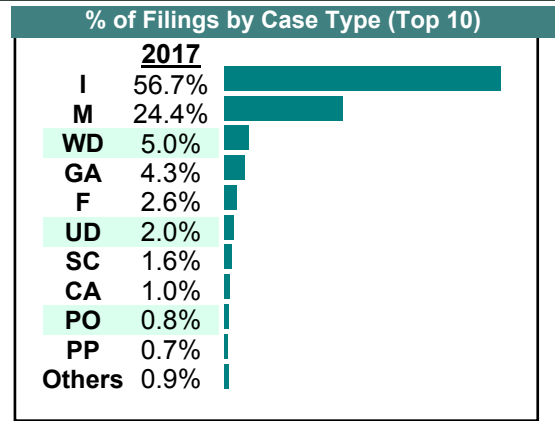
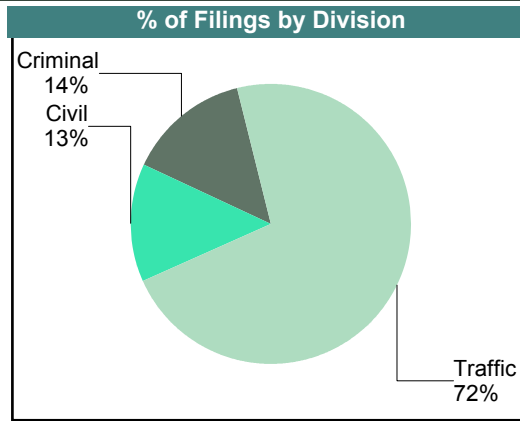
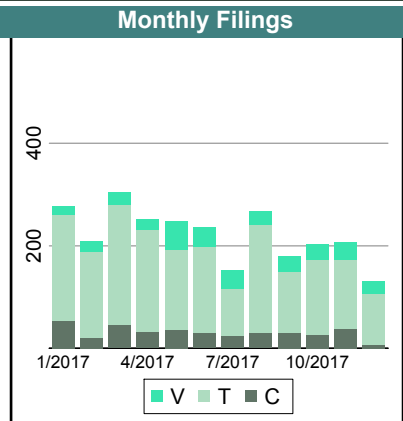
Lunenburg
District: 10
Court ID: 210111

<u>Criminal</u>		Filings	Hearings	Transactions	Concluded	Final Judgmt	Def Judgmt	Cont	Waived
Capias	CA	15	50	50	17	17	-	33	0
Civil Violation	CV	4	6	6	4	4	-	2	0
Felony	F	66	201	201	69	69	-	132	0
Misdemeanor	M	261	657	667	286	276	-	381	10
Show Cause	SC	34	103	103	40	40	-	63	0
Criminal Total		380	1,017	1,027	416	406	-	611	10

<u>Traffic</u>		Filings	Hearings	Transactions	Concluded	Final Judgmt	Def Judgmt	Cont	Waived
Capias	CA	12	34	34	12	12	-	22	0
Felony	F	4	9	9	4	4	-	5	0
Infraction	I	1,509	1,391	1,917	1,504	978	-	413	526
Misdemeanor	M	387	671	671	397	397	-	274	0
Show Cause	SC	9	30	30	10	10	-	20	0
Traffic Total		1,921	2,135	2,661	1,927	1,401	-	734	526

<u>Civil</u>		Filings	Hearings	Transactions	Concluded	Final Judgmt	Def Judgmt	Cont	Waived
Admin License	AL	8	0	8	8	-	-	-	8
Bond Forfeiture	BF	1	1	2	1	-	-	1	1
Detinue	DT	1	0	1	1	-	-	-	1
Garnishment	GA	114	1	115	114	-	-	1	114
Impoundment	IM	6	0	6	6	-	-	-	6
Interrogatory	IN	1	0	1	1	-	-	-	1
Other	OT	2	0	2	2	-	-	-	2
Protective Order	PO	22	1	23	22	-	-	1	22
Prelim Prot Order	PP	18	3	21	18	-	-	3	18
Petition-Restore Arms	PR	1	2	3	1	-	-	2	1
Unlawful Detainer	UD	53	52	63	53	25	17	10	11
Warrant in Debt	WD	132	129	163	126	23	69	37	34
Civil Total		359	189	408	353	48	86	55	219

Lunenburg Totals		2,660	3,341	4,096	2,696	1,855	86	1,400	755
-------------------------	--	--------------	--------------	--------------	--------------	--------------	-----------	--------------	------------



CASELOAD STATISTICS OF THE GENERAL DISTRICT COURTS

January 2017 thru December 2017

Mecklenburg

District: 10

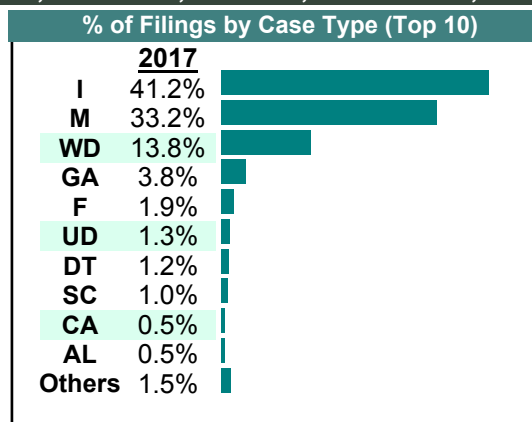
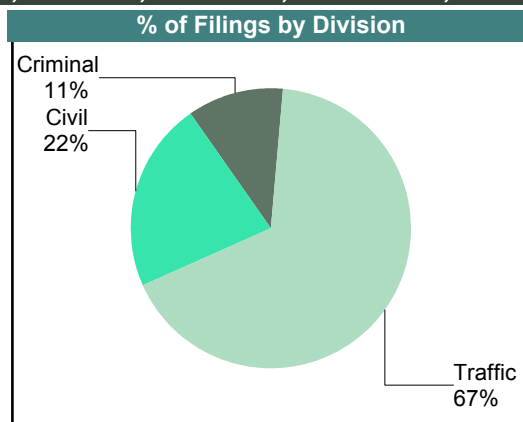
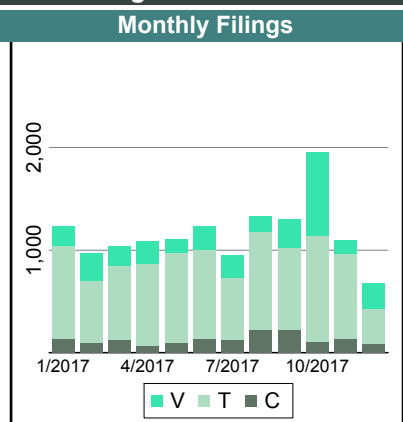
Court ID: 210117

Criminal		Filings	Hearings	Transactions	Concluded	Final Judgmt	Def Judgmt	Cont	Waived
Capias	CA	46	103	103	34	34	-	69	0
Civil Violation	CV	42	84	84	47	47	-	37	0
Felony	F	254	581	693	239	127	-	454	112
Misdemeanor	M	1,134	2,185	2,301	1,093	977	-	1,208	116
Show Cause	SC	102	231	231	104	104	-	127	0
Criminal Total		1,578	3,184	3,412	1,517	1,289	-	1,895	228

Traffic		Filings	Hearings	Transactions	Concluded	Final Judgmt	Def Judgmt	Cont	Waived
Capias	CA	29	69	69	24	24	-	45	0
Felony	F	12	27	36	13	4	-	23	9
Infraction	I	5,760	4,647	6,936	5,770	3,481	-	1,166	2,289
Misdemeanor	M	3,504	4,590	5,342	3,542	2,790	-	1,800	752
Restricted O/L	RL	2	2	2	2	2	-	-	0
Show Cause	SC	35	98	98	35	35	-	63	0
Traffic Total		9,342	9,433	12,483	9,386	6,336	-	3,097	3,050

Civil		Filings	Hearings	Transactions	Concluded	Final Judgmt	Def Judgmt	Cont	Waived
Abstract	AJ	12	0	12	12	-	-	-	12
Admin License	AL	69	1	69	68	-	-	1	68
Bond Forfeiture	BF	3	4	6	3	1	-	3	2
Capias	CA	0	1	2	1	-	-	1	1
Detinue	DT	173	122	205	171	17	71	34	83
Garnishment	GA	534	1	534	533	-	-	1	533
Impoundment	IM	52	0	52	52	-	-	-	52
Interrogatory	IN	6	5	12	7	-	-	5	7
Motion for Judgment	MJ	4	6	9	3	-	-	6	3
Other	OT	16	1	17	16	-	-	1	16
Protective Order	PO	38	15	53	38	-	-	15	38
Prelim Prot Order	PP	38	6	44	38	-	-	6	38
Show Cause	SC	4	2	6	5	-	1	1	4
Tenants Assertion	TA	1	2	3	1	-	-	2	1
Unlawful Detainer	UD	184	177	228	187	46	90	41	51
Warrant in Debt	WD	1,930	1,758	2,265	1,837	118	1,212	428	507
Civil Total		3,064	2,101	3,517	2,972	182	1,374	545	1,416

Mecklenburg Totals		Filings	Hearings	Transactions	Concluded	Final Judgmt	Def Judgmt	Cont	Waived
		13,984	14,718	19,412	13,875	7,807	1,374	5,537	4,694



CASELOAD STATISTICS OF THE GENERAL DISTRICT COURTS

January 2017 thru December 2017

Prince Edward

District: 10

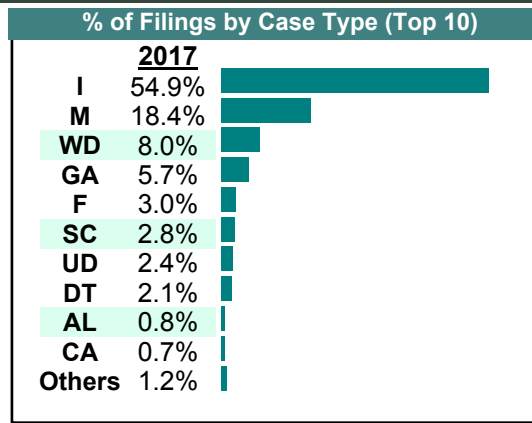
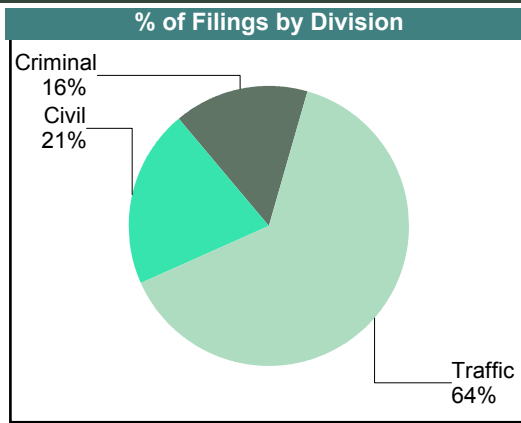
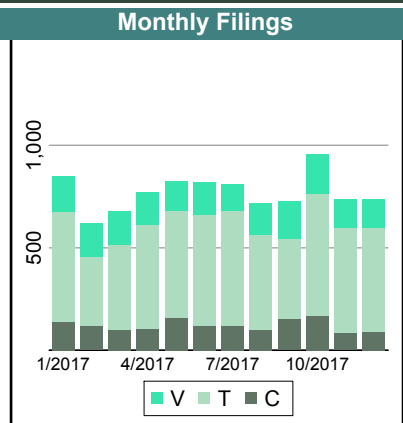
Court ID: 210147

<u>Criminal</u>		Filings	Hearings	Transactions	Concluded	Final Judgmt	Def Judgmt	Cont	Waived
Capias	CA	40	122	122	45	45	-	77	0
Civil Violation	CV	15	41	41	15	15	-	26	0
Felony	F	272	762	765	236	233	-	529	3
Misdemeanor	M	966	2,537	2,588	976	925	-	1,607	51
Show Cause	SC	155	396	396	158	158	-	236	0
Criminal Total		1,448	3,858	3,912	1,430	1,376	-	2,475	54

<u>Traffic</u>		Filings	Hearings	Transactions	Concluded	Final Judgmt	Def Judgmt	Cont	Waived
Capias	CA	16	56	56	18	18	-	38	0
Civil Violation	CV	1	1	1	1	1	-	-	0
Felony	F	6	16	16	6	6	-	10	0
Infraction	I	5,072	5,004	6,892	4,993	3,105	-	1,888	1,888
Misdemeanor	M	737	1,680	1,683	704	701	-	979	3
Show Cause	SC	65	182	182	78	78	-	104	0
Traffic Total		5,897	6,939	8,830	5,800	3,909	-	3,019	1,891

<u>Civil</u>		Filings	Hearings	Transactions	Concluded	Final Judgmt	Def Judgmt	Cont	Waived
Abstract	AJ	2	0	2	2	-	-	-	2
Admin License	AL	73	23	80	57	-	-	7	57
Capias	CA	5	5	10	5	-	-	5	5
Counter Claim	CC	2	17	19	2	-	-	17	2
Detinue	DT	191	192	274	190	22	86	84	82
Garnishment	GA	530	192	705	513	-	-	181	513
Impoundment	IM	6	0	6	6	-	-	-	6
Interrogatory	IN	38	34	75	41	-	-	32	41
Motion for Judgment	MJ	2	4	5	2	-	1	3	1
Overweight	OC	7	6	12	6	-	-	6	6
Other	OT	3	1	3	2	-	-	-	2
Protective Order	PO	19	22	39	17	-	-	20	17
Prelim Prot Order	PP	13	6	17	11	-	-	5	11
Petition-Restore Arms	PR	1	0	1	1	-	-	-	1
Show Cause	SC	40	40	77	42	3	2	35	37
Unlawful Detainer	UD	225	189	286	225	54	74	61	97
Warrant in Debt	WD	740	995	1,195	707	146	361	485	200
Civil Total		1,897	1,726	2,806	1,829	225	524	941	1,080

Prince Edward Totals		9,242	12,523	15,548	9,059	5,510	524	6,435	3,025
-----------------------------	--	--------------	---------------	---------------	--------------	--------------	------------	--------------	--------------



CASELOAD STATISTICS OF THE GENERAL DISTRICT COURTS

January 2017 thru December 2017 Filing Comparison

District: 10

Filings by Court & Division

	Appomattox	Buckingham	Charlotte	Cumberland	Halifax	Lunenburg	Mecklenburg	Prince Edward	Total	
C	Misdemeanor	333 7%	341 7%	305 6%	315 6%	1,231 25%	261 5%	1,134 23%	966 20%	4,886
	Felony	160 11%	182 13%	117 8%	85 6%	263 19%	66 5%	254 18%	272 19%	1,399
	Show Cause	54 8%	72 10%	46 6%	20 3%	235 33%	34 5%	102 14%	155 22%	718
	Capias	15 6%	14 6%	21 9%	12 5%	80 33%	15 6%	46 19%	40 16%	243
	Civil Violation	8 7%	6 5%	8 7%	7 6%	25 22%	4 3%	42 37%	15 13%	115
	Motion	- 0%	4 11%	- 0%	- 0%	33 89%	- 0%	- 0%	- 0%	37
	Total	570 8%	619 8%	497 7%	439 6%	1,867 25%	380 5%	1,578 21%	1,448 20%	7,398
T	Infraction	1,907 7%	2,421 8%	3,047 10%	3,590 12%	5,982 20%	1,509 5%	5,760 20%	5,072 17%	29,288
	Misdemeanor	335 4%	499 7%	450 6%	308 4%	1,290 17%	387 5%	3,504 47%	737 10%	7,510
	Show Cause	21 7%	61 20%	18 6%	29 9%	73 23%	9 3%	35 11%	65 21%	311
	Capias	10 7%	7 5%	15 10%	2 1%	55 38%	12 8%	29 20%	16 11%	146
	Felony	9 18%	5 10%	4 8%	3 6%	8 16%	4 8%	12 24%	6 12%	51
	Restricted O/L	- 0%	- 0%	- 0%	- 0%	24 92%	- 0%	2 8%	- 0%	26
	Motion	1 7%	6 40%	- 0%	- 0%	8 53%	- 0%	- 0%	- 0%	15
	Civil Violation	1 20%	2 40%	1 20%	- 0%	- 0%	- 0%	- 0%	1 20%	5
Total	2,284 6%	3,001 8%	3,535 9%	3,932 11%	7,440 20%	1,921 5%	9,342 25%	5,897 16%	37,352	
V	Warrant in Debt	471 9%	273 5%	303 6%	164 3%	1,155 22%	132 3%	1,930 37%	740 14%	5,168
	Garnishment	154 7%	116 5%	68 3%	57 3%	569 27%	114 5%	534 25%	530 25%	2,142
	Unlawful Detainer	80 8%	67 7%	85 9%	48 5%	233 24%	53 5%	184 19%	225 23%	975
	Detinue	115 17%	9 1%	- 0%	- 0%	181 27%	1 0%	173 26%	191 29%	670
	Admin License	43 14%	27 9%	8 3%	12 4%	69 22%	8 3%	69 22%	73 24%	309
	Prelim Prot Order	18 10%	5 3%	11 6%	18 10%	66 35%	18 10%	38 20%	13 7%	187
	Protective Order	21 12%	11 6%	4 2%	8 5%	49 28%	22 13%	38 22%	19 11%	172

	Appomattox	Buckingham	Charlotte	Cumberland	Halifax	Lunenburg	Mecklenburg	Prince Edward	Total
V Interrogatory	42	17	14	7	18	1	6	38	143
	29%	12%	10%	5%	13%	1%	4%	27%	
Impoundment	6	11	4	1	22	6	52	6	108
	6%	10%	4%	1%	20%	6%	48%	6%	
Show Cause	12	8	9	1	7	-	4	40	81
	15%	10%	11%	1%	9%	0%	5%	49%	
Other	9	1	21	-	4	2	16	3	56
	16%	2%	38%	0%	7%	4%	29%	5%	
Abstract	9	2	-	3	9	-	12	2	37
	24%	5%	0%	8%	24%	0%	32%	5%	
Bond Forfeiture	5	-	-	3	19	1	3	-	31
	16%	0%	0%	10%	61%	3%	10%	0%	
Overweight	-	-	4	-	2	-	-	7	13
	0%	0%	31%	0%	15%	0%	0%	54%	
Capias	2	-	3	-	-	-	-	5	10
	20%	0%	30%	0%	0%	0%	0%	50%	
Motion for Judgment	-	1	1	-	-	-	4	2	8
	0%	13%	13%	0%	0%	0%	50%	25%	
Petition-Restore Arms	-	-	1	-	4	1	-	1	7
	0%	0%	14%	0%	57%	14%	0%	14%	
Restricted O/L	-	-	5	-	-	-	-	-	5
	0%	0%	100%	0%	0%	0%	0%	0%	
Tenants Assertion	-	-	1	-	2	-	1	-	4
	0%	0%	25%	0%	50%	0%	25%	0%	
Counter Claim	-	-	-	1	-	-	-	2	3
	0%	0%	0%	33%	0%	0%	0%	67%	
<hr/>									
Total	987	548	542	323	2,409	359	3,064	1,897	10,129
	10%	5%	5%	3%	24%	4%	30%	19%	
<hr/>									
Total	3,841	4,168	4,574	4,694	11,716	2,660	13,984	9,242	54,879
	7%	8%	8%	9%	21%	5%	25%	17%	

CASELOAD STATISTICS OF THE GENERAL DISTRICT COURTS

January 2017 thru December 2017

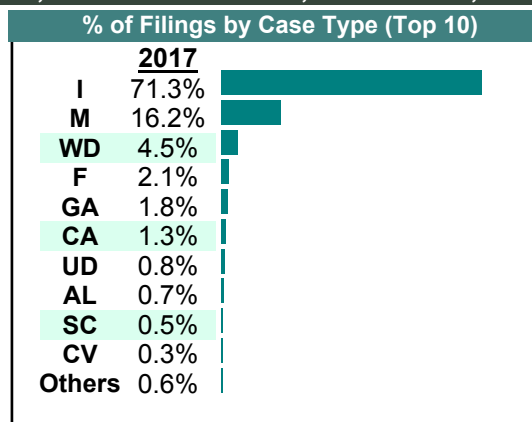
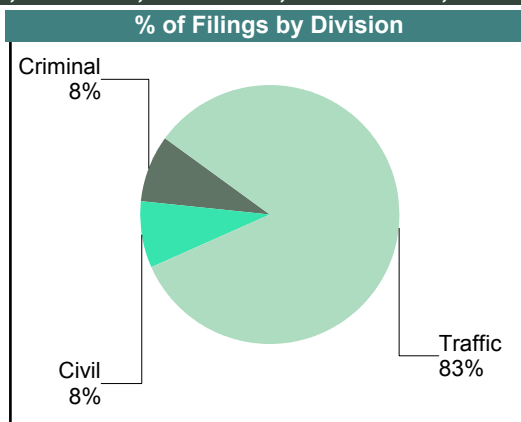
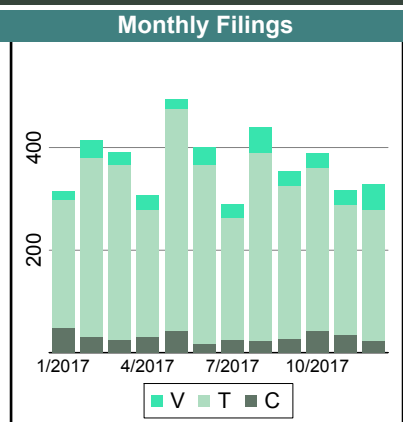
Amelia
District: 11
Court ID: 211007

<u>Criminal</u>		Filings	Hearings	Transactions	Concluded	Final Judgmt	Def Judgmt	Cont	Waived
Capias	CA	19	43	43	13	13	-	30	0
Civil Violation	CV	14	31	31	14	14	-	17	0
Felony	F	87	240	240	81	81	-	158	0
Misdemeanor	M	240	589	600	222	211	-	378	11
Motion	MO	1	1	1	1	1	-	-	0
Show Cause	SC	13	22	22	12	12	-	10	0
Criminal Total		374	926	937	343	332	-	593	11

<u>Traffic</u>		Filings	Hearings	Transactions	Concluded	Final Judgmt	Def Judgmt	Cont	Waived
Capias	CA	37	86	86	40	40	-	46	0
Civil Violation	CV	0	5	5	3	3	-	2	0
Felony	F	5	12	12	7	7	-	5	0
Infraction	I	3,166	2,792	4,095	3,194	1,891	-	896	1,303
Misdemeanor	M	480	1,123	1,123	480	480	-	643	0
Other	O	1	1	1	1	1	-	-	0
Show Cause	SC	9	19	19	10	10	-	9	0
Traffic Total		3,698	4,038	5,341	3,735	2,432	-	1,601	1,303

<u>Civil</u>		Filings	Hearings	Transactions	Concluded	Final Judgmt	Def Judgmt	Cont	Waived
Abstract	AJ	5	0	5	5	-	-	-	5
Admin License	AL	29	19	30	11	-	-	-	11
Bond Forfeiture	BF	1	0	1	1	-	-	-	1
Detinue	DT	2	3	4	2	-	1	2	1
Garnishment	GA	78	10	87	77	-	-	10	77
Impoundment	IM	6	3	6	3	-	-	-	3
Interrogatory	IN	1	0	1	1	-	-	-	1
Overweight	OC	1	0	1	1	-	-	-	1
Other	OT	1	0	1	1	-	-	-	1
Protective Order	PO	3	5	8	3	-	-	5	3
Prelim Prot Order	PP	3	3	8	5	-	-	3	5
Petition-Restore Arms	PR	0	0	1	1	-	-	-	1
Unlawful Detainer	UD	37	31	45	38	14	10	7	14
Warrant in Debt	WD	200	188	257	188	16	103	68	69
Civil Total		367	262	455	337	30	114	95	193

Amelia Totals	4,439	5,226	6,733	4,415	2,794	114	2,289	1,507
----------------------	--------------	--------------	--------------	--------------	--------------	------------	--------------	--------------



CASELOAD STATISTICS OF THE GENERAL DISTRICT COURTS

January 2017 thru December 2017

Dinwiddie

District: **11**

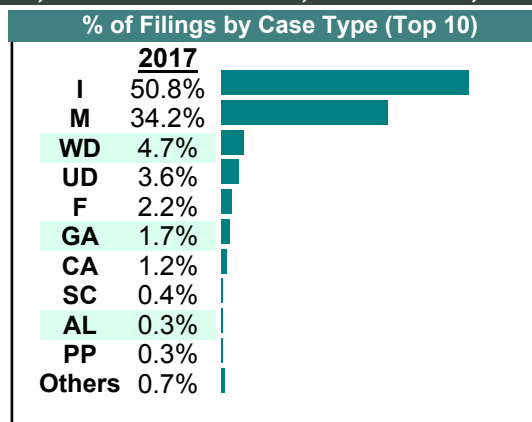
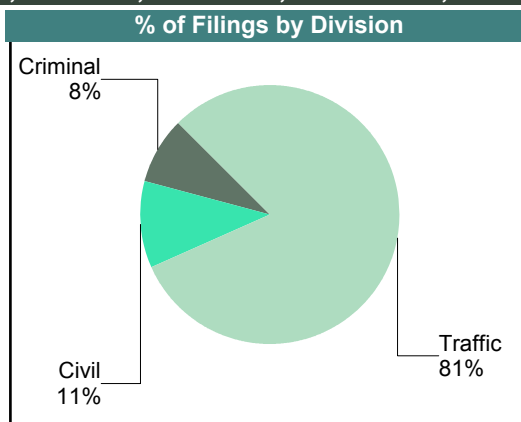
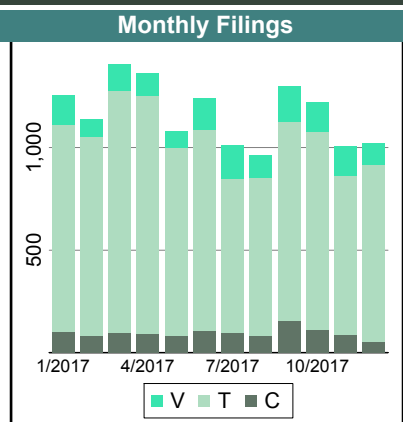
Court ID: **211053**

<u>Criminal</u>		<u>Filings</u>	<u>Hearings</u>	<u>Transactions</u>	<u>Concluded</u>	<u>Final Judgmt</u>	<u>Def Judgmt</u>	<u>Cont</u>	<u>Waived</u>
Capias	CA	64	196	196	73	73	-	123	0
Civil Violation	CV	27	69	70	28	27	-	42	1
Felony	F	307	1,019	1,019	301	301	-	718	0
Misdemeanor	M	717	2,138	2,157	723	704	-	1,434	19
Show Cause	SC	37	102	102	42	42	-	60	0
Criminal Total		1,152	3,524	3,544	1,167	1,147	-	2,377	20

<u>Traffic</u>		<u>Filings</u>	<u>Hearings</u>	<u>Transactions</u>	<u>Concluded</u>	<u>Final Judgmt</u>	<u>Def Judgmt</u>	<u>Cont</u>	<u>Waived</u>
Capias	CA	98	235	235	108	108	-	127	0
Infraction	I	7,105	6,023	9,009	7,069	4,083	-	1,940	2,986
Misdemeanor	M	4,074	7,617	7,618	4,134	4,133	-	3,484	1
Restricted O/L	RL	20	20	20	20	20	-	-	0
Show Cause	SC	13	22	22	11	11	-	11	0
Traffic Total		11,310	13,917	16,904	11,342	8,355	-	5,562	2,987

<u>Civil</u>		<u>Filings</u>	<u>Hearings</u>	<u>Transactions</u>	<u>Concluded</u>	<u>Final Judgmt</u>	<u>Def Judgmt</u>	<u>Cont</u>	<u>Waived</u>
Abstract	AJ	6	0	6	6	-	-	-	6
Admin License	AL	43	0	43	43	-	-	-	43
Bond Forfeiture	BF	11	10	19	11	1	1	8	9
Detinue	DT	10	11	13	10	4	4	3	2
Garnishment	GA	239	20	259	239	-	-	20	239
Interrogatory-Not	IC	2	0	2	2	-	-	-	2
Impoundment	IM	10	0	10	10	-	-	-	10
Interrogatory	IN	3	0	3	3	-	-	-	3
Motion for Judgment	MJ	0	1	1	1	1	-	-	0
Mechanic's Lien	ML	1	1	1	1	1	-	-	0
Protective Order	PO	4	0	5	5	-	-	-	5
Prelim Prot Order	PP	37	11	49	38	-	-	11	38
Petition-Restore Arms	PR	3	0	3	3	-	-	-	3
Show Cause	SC	3	0	3	3	-	-	-	3
Tenants Assertion	TA	2	2	3	2	1	-	1	1
Unlawful Detainer	UD	504	351	569	502	106	178	67	218
Warrant in Debt	WD	651	646	819	630	95	362	189	173
Civil Total		1,529	1,053	1,808	1,509	209	545	299	755

Dinwiddie Totals	13,991	18,494	22,256	14,018	9,711	545	8,238	3,762
-------------------------	---------------	---------------	---------------	---------------	--------------	------------	--------------	--------------



CASELOAD STATISTICS OF THE GENERAL DISTRICT COURTS

January 2017 thru December 2017

Nottoway

District: 11

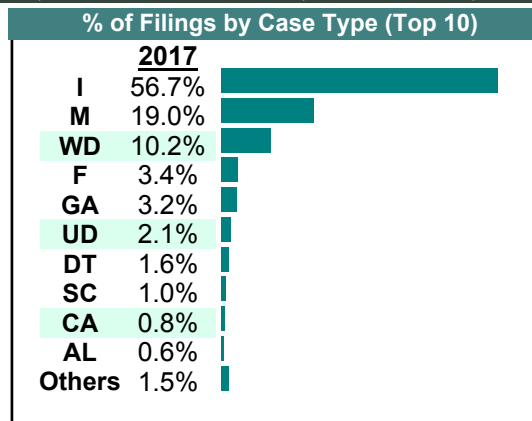
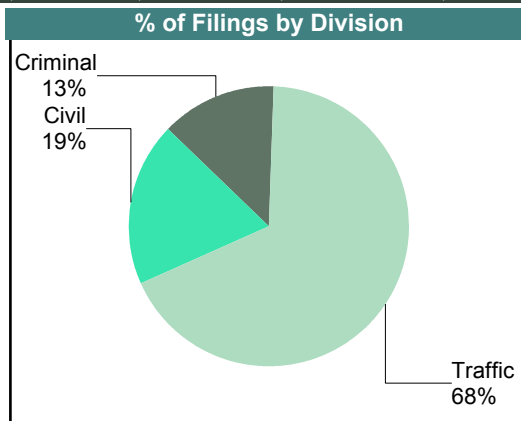
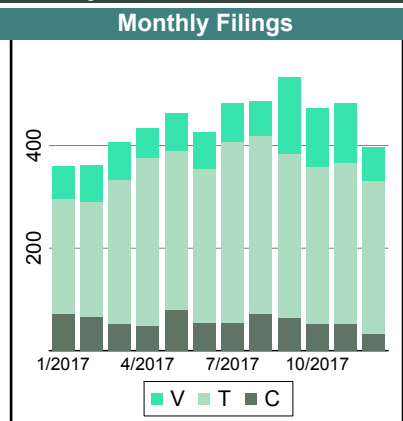
Court ID: 211135

<u>Criminal</u>		<u>Filings</u>	<u>Hearings</u>	<u>Transactions</u>	<u>Concluded</u>	<u>Final Judgmt</u>	<u>Def Judgmt</u>	<u>Cont</u>	<u>Waived</u>
Capias	CA	26	62	62	27	27	-	35	0
Civil Violation	CV	23	27	27	21	21	-	6	0
Felony	F	173	537	537	184	184	-	353	0
Misdemeanor	M	456	1,166	1,174	486	478	-	688	8
Show Cause	SC	29	53	53	28	28	-	25	0
Criminal Total		707	1,845	1,853	746	738	-	1,107	8

<u>Traffic</u>		<u>Filings</u>	<u>Hearings</u>	<u>Transactions</u>	<u>Concluded</u>	<u>Final Judgmt</u>	<u>Def Judgmt</u>	<u>Cont</u>	<u>Waived</u>
Capias	CA	16	51	51	23	23	-	28	0
Felony	F	8	28	28	10	10	-	18	0
Infraction	I	3,007	2,766	3,879	2,997	1,884	-	880	1,113
Misdemeanor	M	552	1,200	1,200	581	581	-	618	0
Restricted O/L	RL	3	3	3	3	3	-	-	0
Show Cause	SC	12	30	30	12	12	-	18	0
Traffic Total		3,598	4,078	5,191	3,626	2,513	-	1,562	1,113

<u>Civil</u>		<u>Filings</u>	<u>Hearings</u>	<u>Transactions</u>	<u>Concluded</u>	<u>Final Judgmt</u>	<u>Def Judgmt</u>	<u>Cont</u>	<u>Waived</u>
Admin License	AL	31	2	31	29	-	-	-	29
Bond Forfeiture	BF	4	2	5	3	-	-	2	3
Detinue	DT	87	74	110	89	5	48	21	36
Garnishment	GA	168	31	197	166	-	-	31	166
Impoundment	IM	9	0	9	9	-	-	-	9
Interrogatory	IN	9	9	27	18	-	-	9	18
Motion for Judgment	MJ	2	2	4	3	1	-	1	2
Other	OT	2	2	4	2	-	-	2	2
Protective Order	PO	19	5	24	19	-	-	5	19
Prelim Prot Order	PP	8	2	10	8	-	-	2	8
Show Cause	SC	10	8	21	14	-	1	7	13
Unlawful Detainer	UD	109	101	139	107	26	43	32	38
Warrant in Debt	WD	541	528	680	515	39	324	165	152
Civil Total		999	766	1,261	982	71	416	277	495

<u>Nottoway Totals</u>	<u>Filings</u>	<u>Hearings</u>	<u>Transactions</u>	<u>Concluded</u>	<u>Final Judgmt</u>	<u>Def Judgmt</u>	<u>Cont</u>	<u>Waived</u>
	5,304	6,689	8,305	5,354	3,322	416	2,946	1,616



CASELOAD STATISTICS OF THE GENERAL DISTRICT COURTS

January 2017 thru December 2017

Petersburg

District: 11

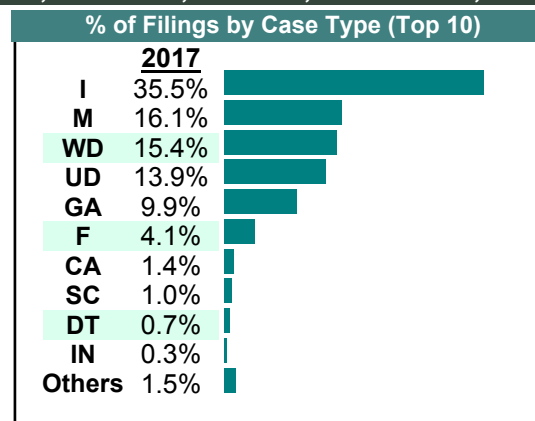
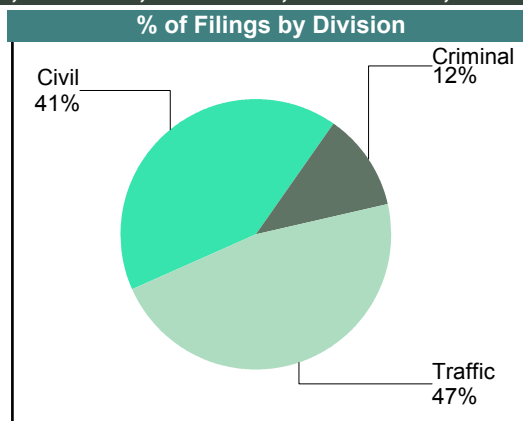
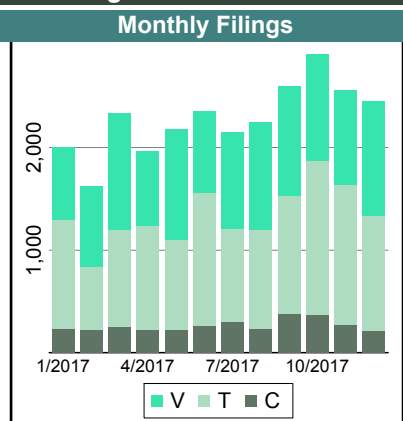
Court ID: 211730

<u>Criminal</u>		Filings	Hearings	Transactions	Concluded	Final Judgmt	Def Judgmt	Cont	Waived
Capias	CA	247	616	616	248	248	-	368	0
Civil Violation	CV	42	76	77	31	30	-	46	1
Felony	F	1,080	3,352	3,473	950	829	-	2,523	121
Misdemeanor	M	1,631	3,831	3,842	1,444	1,433	-	2,398	11
Show Cause	SC	172	298	298	169	169	-	129	0
Criminal Total		3,172	8,173	8,306	2,842	2,709	-	5,464	133

<u>Traffic</u>		Filings	Hearings	Transactions	Concluded	Final Judgmt	Def Judgmt	Cont	Waived
Capias	CA	125	345	345	137	137	-	208	0
Felony	F	55	187	189	46	44	-	143	2
Infraction	I	9,715	8,253	11,652	9,570	6,171	-	2,079	3,399
Misdemeanor	M	2,778	4,483	4,483	2,645	2,645	-	1,838	0
Other	O	74	81	82	71	70	-	11	1
Restricted O/L	RL	59	59	59	58	58	-	-	0
Show Cause	SC	27	49	49	26	26	-	23	0
Traffic Total		12,833	13,457	16,859	12,553	9,151	-	4,302	3,402

<u>Civil</u>		Filings	Hearings	Transactions	Concluded	Final Judgmt	Def Judgmt	Cont	Waived
Abstract	AJ	20	0	20	20	-	-	-	20
Admin License	AL	19	3	19	16	-	-	-	16
Bond Forfeiture	BF	27	12	36	25	-	1	10	24
Capias	CA	3	3	6	3	-	-	3	3
Counter Claim	CC	2	2	3	2	1	-	1	1
Detinue	DT	193	191	268	206	7	122	62	77
Garnishment	GA	2,702	329	2,991	2,662	-	-	323	2,662
Impoundment	IM	4	0	4	4	-	-	-	4
Interrogatory	IN	79	65	147	82	-	-	65	82
Motion for Judgment	MJ	29	32	58	27	1	-	31	26
Other	OT	27	3	28	25	-	-	1	25
Protective Order	PO	37	11	44	35	2	-	8	33
Prelim Prot Order	PP	74	4	77	74	1	-	3	73
Petition-Restore Arms	PR	1	0	1	1	-	-	-	1
Show Cause	SC	85	41	112	88	4	13	24	71
Tenants Assertion	TA	9	12	15	10	6	1	5	3
Unlawful Detainer	UD	3,814	2,586	4,117	3,807	664	1,612	309	1,531
Warrant in Debt	WD	4,225	4,068	4,826	4,152	340	3,054	672	758
Civil Total		11,350	7,362	12,772	11,239	1,026	4,803	1,517	5,410

Petersburg Totals		27,355	28,992	37,937	26,634	12,886	4,803	11,283	8,945
--------------------------	--	---------------	---------------	---------------	---------------	---------------	--------------	---------------	--------------



CASELOAD STATISTICS OF THE GENERAL DISTRICT COURTS

January 2017 thru December 2017

Powhatan

District: 11

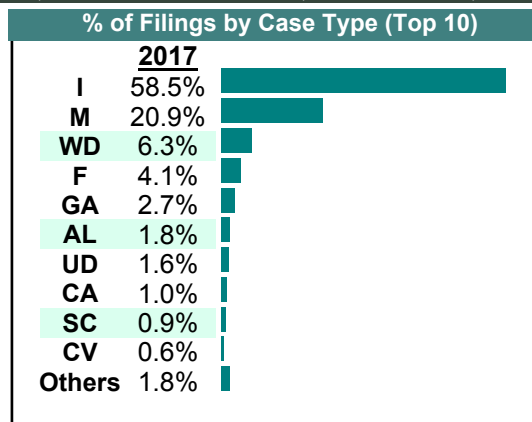
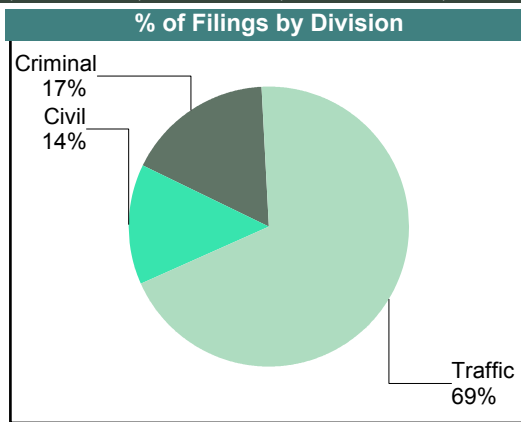
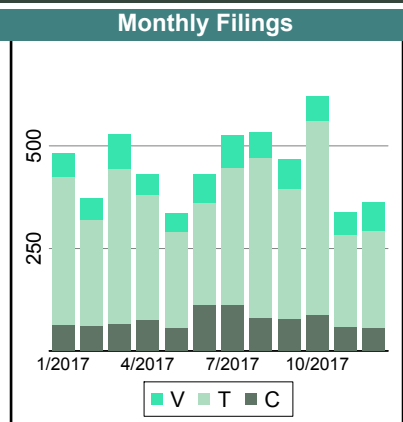
Court ID: 211145

<u>Criminal</u>		Filings	Hearings	Transactions	Concluded	Final Judgmt	Def Judgmt	Cont	Waived
Capias	CA	44	131	131	42	42	-	89	0
Civil Violation	CV	31	84	84	32	32	-	52	0
Felony	F	213	609	609	178	178	-	431	0
Misdemeanor	M	585	1,580	1,604	558	534	-	1,046	24
Show Cause	SC	40	105	105	42	42	-	63	0
Criminal Total		913	2,509	2,533	852	828	-	1,681	24

<u>Traffic</u>		Filings	Hearings	Transactions	Concluded	Final Judgmt	Def Judgmt	Cont	Waived
Capias	CA	12	47	47	18	18	-	29	0
Felony	F	8	18	18	4	4	-	14	0
Infraction	I	3,175	3,103	4,229	3,194	2,068	-	1,035	1,126
Misdemeanor	M	549	1,264	1,264	539	539	-	725	0
Restricted O/L	RL	11	16	16	10	10	-	5	0
Show Cause	SC	6	18	18	9	9	-	9	0
Traffic Total		3,761	4,466	5,592	3,774	2,648	-	1,817	1,126

<u>Civil</u>		Filings	Hearings	Transactions	Concluded	Final Judgmt	Def Judgmt	Cont	Waived
Abstract	AJ	6	0	6	6	-	-	-	6
Admin License	AL	95	0	95	95	-	-	-	95
Bond Forfeiture	BF	1	1	3	2	-	-	1	2
Detinue	DT	6	9	12	6	2	1	6	3
Garnishment	GA	145	29	178	149	-	-	29	149
Interrogatory-Not	IC	3	0	3	3	-	-	-	3
Impoundment	IM	27	0	27	27	-	-	-	27
Other	OT	13	1	14	13	-	-	1	13
Protective Order	PO	8	1	9	8	-	-	1	8
Prelim Prot Order	PP	16	0	16	16	-	-	-	16
Petition-Restore Arms	PR	1	1	1	0	-	-	1	0
Show Cause	SC	4	1	6	5	-	-	1	5
Unlawful Detainer	UD	85	65	102	85	24	24	17	37
Warrant in Debt	WD	340	345	485	349	19	190	136	140
Zoning Viol	ZO	3	2	5	3	-	-	2	3
Civil Total		753	455	962	767	45	215	195	507

Powhatan Totals		5,427	7,430	9,087	5,393	3,521	215	3,693	1,657
------------------------	--	--------------	--------------	--------------	--------------	--------------	------------	--------------	--------------



Filings by Court & Division

	Amelia	Dinwiddie	Nottoway	Petersburg	Powhatan	Total	
C	Misdemeanor	240 7%	717 20%	456 13%	1,631 45%	585 16%	3,629
	Felony	87 5%	307 17%	173 9%	1,080 58%	213 11%	1,860
	Capias	19 5%	64 16%	26 7%	247 62%	44 11%	400
	Show Cause	13 4%	37 13%	29 10%	172 59%	40 14%	291
	Civil Violation	14 10%	27 20%	23 17%	42 31%	31 23%	137
	Motion	1 100%	- 0%	- 0%	- 0%	- 0%	1
	Total	374 6%	1,152 18%	707 11%	3,172 50%	913 14%	6,318
T	Infraction	3,166 12%	7,105 27%	3,007 11%	9,715 37%	3,175 12%	26,168
	Misdemeanor	480 6%	4,074 48%	552 7%	2,778 33%	549 7%	8,433
	Capias	37 13%	98 34%	16 6%	125 43%	12 4%	288
	Restricted O/L	- 0%	20 22%	3 3%	59 63%	11 12%	93
	Felony	5 7%	- 0%	8 11%	55 72%	8 11%	76
	Other	1 1%	- 0%	- 0%	74 99%	- 0%	75
	Show Cause	9 13%	13 19%	12 18%	27 40%	6 9%	67
	Civil Violation	- 0%	- 0%	- 0%	- 0%	- 0%	0
Total	3,698 11%	11,310 32%	3,598 10%	12,833 36%	3,761 11%	35,200	
V	Warrant in Debt	200 3%	651 11%	541 9%	4,225 71%	340 6%	5,957
	Unlawful Detainer	37 1%	504 11%	109 2%	3,814 84%	85 2%	4,549
	Garnishment	78 2%	239 7%	168 5%	2,702 81%	145 4%	3,332
	Detinue	2 1%	10 3%	87 29%	193 65%	6 2%	298
	Admin License	29 13%	43 20%	31 14%	19 9%	95 44%	217
	Prelim Prot Order	3 2%	37 27%	8 6%	74 54%	16 12%	138
	Show Cause	- 0%	3 3%	10 10%	85 83%	4 4%	102

	Amelia	Dinwiddie	Nottoway	Petersburg	Powhatan	Total
V Interrogatory	1	3	9	79	-	92
	1%	3%	10%	86%	0%	
Protective Order	3	4	19	37	8	71
	4%	6%	27%	52%	11%	
Impoundment	6	10	9	4	27	56
	11%	18%	16%	7%	48%	
Bond Forfeiture	1	11	4	27	1	44
	2%	25%	9%	61%	2%	
Other	1	-	2	27	13	43
	2%	0%	5%	63%	30%	
Abstract	5	6	-	20	6	37
	14%	16%	0%	54%	16%	
Motion for Judgment	-	-	2	29	-	31
	0%	0%	6%	94%	0%	
Tenants Assertion	-	2	-	9	-	11
	0%	18%	0%	82%	0%	
Interrogatory-Not	-	2	-	-	3	5
	0%	40%	0%	0%	60%	
Petition-Restore Arms	-	3	-	1	1	5
	0%	60%	0%	20%	20%	
Capias	-	-	-	3	-	3
	0%	0%	0%	100%	0%	
Zoning Viol	-	-	-	-	3	3
	0%	0%	0%	0%	100%	
Counter Claim	-	-	-	2	-	2
	0%	0%	0%	100%	0%	
Mechanic's Lien	-	1	-	-	-	1
	0%	100%	0%	0%	0%	
Overweight	1	-	-	-	-	1
	100%	0%	0%	0%	0%	
Total	367	1,529	999	11,350	753	14,998
	2%	10%	7%	76%	5%	
Total	4,439	13,991	5,304	27,355	5,427	56,516
	8%	25%	9%	48%	10%	

CASELOAD STATISTICS OF THE GENERAL DISTRICT COURTS

January 2017 thru December 2017

Chesterfield

District: 12

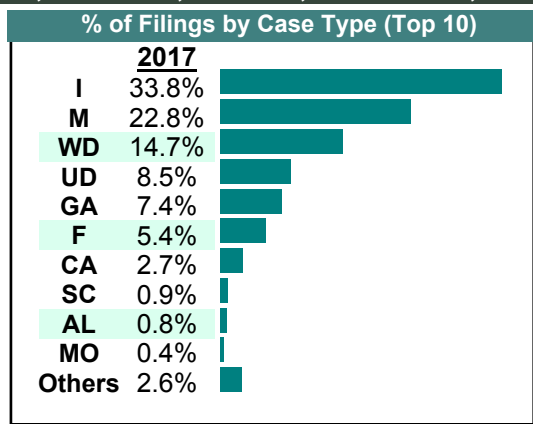
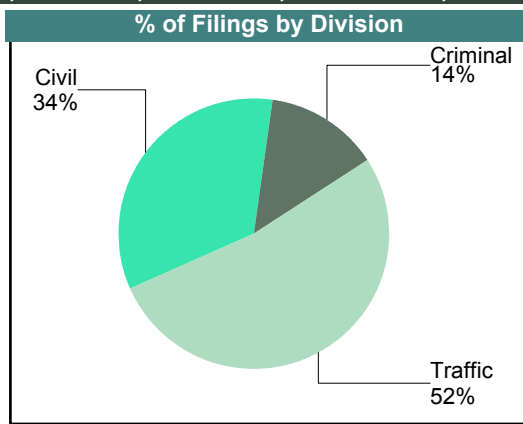
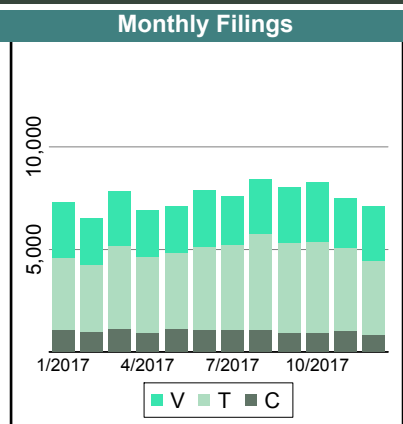
Court ID: 212041

<u>Criminal</u>		Filings	Hearings	Transactions	Concluded	Final Judgmt	Def Judgmt	Cont	Waived
Capias	CA	1,214	3,404	3,404	1,352	1,352	-	2,052	0
Civil Violation	CV	35	45	45	38	38	-	7	0
Felony	F	4,637	14,872	14,875	4,654	4,651	-	10,221	3
Misdemeanor	M	6,062	15,827	15,928	6,217	6,116	-	9,706	101
Motion	MO	106	109	109	106	106	-	3	0
Show Cause	SC	323	651	651	335	335	-	316	0
Criminal Total		12,377	34,908	35,012	12,702	12,598	-	22,305	104

<u>Traffic</u>		Filings	Hearings	Transactions	Concluded	Final Judgmt	Def Judgmt	Cont	Waived
Capias	CA	1,203	3,321	3,321	1,397	1,397	-	1,924	0
Civil Violation	CV	181	464	464	187	187	-	277	0
Felony	F	252	835	835	250	250	-	585	0
Infraction	I	30,505	29,281	40,670	29,895	18,506	-	10,773	11,389
Misdemeanor	M	14,547	29,187	29,865	14,309	13,631	-	15,549	678
Motion	MO	267	281	281	268	268	-	13	0
Other	O	2	4	4	2	2	-	2	0
Restricted O/L	RL	207	209	209	207	207	-	2	0
Show Cause	SC	214	432	432	232	232	-	200	0
Traffic Total		47,378	64,014	76,081	46,747	34,680	-	29,325	12,067

<u>Civil</u>		Filings	Hearings	Transactions	Concluded	Final Judgmt	Def Judgmt	Cont	Waived
Abstract	AJ	157	0	157	157	-	-	-	157
Admin License	AL	687	3	687	684	-	-	-	684
Bond Forfeiture	BF	77	61	121	72	10	2	47	60
Capias	CA	5	2	7	5	-	-	2	5
Counter Claim	CC	27	23	43	23	3	-	20	20
Custody Relief	CR	1	1	3	2	-	-	1	2
Detinue	DT	209	169	272	210	14	93	62	103
Garnishment	GA	6,687	1,651	8,304	6,653	-	-	1,651	6,653
Interrogatory-Not	IC	145	2	147	145	-	-	2	145
Impoundment	IM	126	0	126	126	-	-	-	126
Interrogatory	IN	347	400	714	314	-	-	400	314
Motion for Judgment	MJ	156	225	328	166	22	41	162	103
Overweight	OC	7	0	7	7	-	-	-	7
Other	OT	96	5	100	96	1	-	2	95
Protective Order	PO	248	86	340	254	-	-	86	254
Prelim Prot Order	PP	292	98	381	283	-	-	98	283
Petition-Restore Arms	PR	9	6	14	8	-	-	6	8
Restricted O/L	RL	1	0	1	1	-	-	-	1
Show Cause	SC	304	157	414	297	4	36	117	257
Tenants Assertion	TA	23	17	38	21	-	-	16	21
Third Party Claim	TH	6	6	6	0	-	-	6	0
Unlawful Detainer	UD	7,682	5,088	8,550	7,694	1,024	3,208	855	3,462
Warrant in Debt	WD	13,307	13,469	17,546	13,178	1,131	7,970	4,368	4,077
Civil Total		30,599	21,469	38,306	30,396	2,209	11,350	7,901	16,837

Chesterfield Totals	90,354	120,391	149,399	89,845	49,487	11,350	59,531	29,008
----------------------------	---------------	----------------	----------------	---------------	---------------	---------------	---------------	---------------



CASELOAD STATISTICS OF THE GENERAL DISTRICT COURTS

January 2017 thru December 2017

Colonial Heights

District: 12

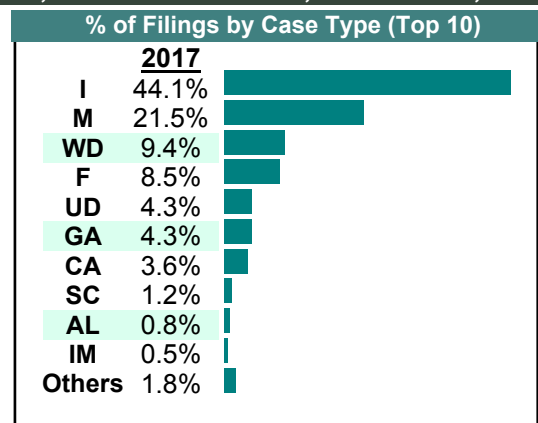
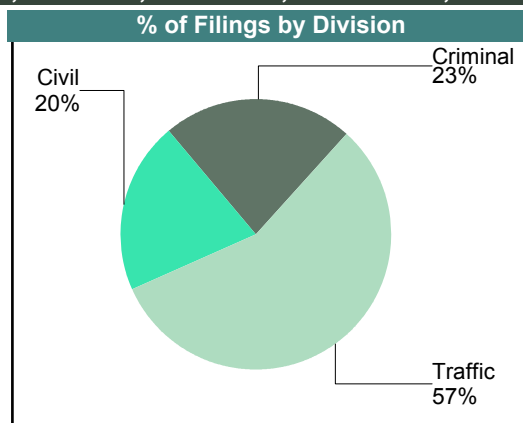
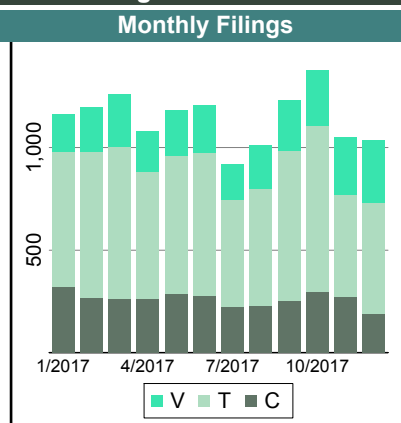
Court ID: 212570

<u>Criminal</u>		Filings	Hearings	Transactions	Concluded	Final Judgmt	Def Judgmt	Cont	Waived
Capias	CA	332	959	959	374	374	-	584	0
Civil Violation	CV	30	66	66	24	24	-	42	0
Felony	F	1,138	3,964	3,965	1,127	1,126	-	2,829	1
Misdemeanor	M	1,512	4,466	4,488	1,487	1,465	-	2,994	22
Motion	MO	28	31	31	24	24	-	3	0
Restricted O/L	RL	1	1	1	0	-	-	-	0
Show Cause	SC	111	229	229	104	104	-	124	0
Criminal Total		3,152	9,716	9,739	3,140	3,117	-	6,576	23

<u>Traffic</u>		Filings	Hearings	Transactions	Concluded	Final Judgmt	Def Judgmt	Cont	Waived
Capias	CA	157	424	424	161	161	-	263	0
Civil Violation	CV	2	3	3	2	2	-	1	0
Felony	F	24	89	89	27	27	-	62	0
Infraction	I	6,048	5,892	8,116	5,964	3,740	-	2,140	2,224
Misdemeanor	M	1,440	3,224	3,269	1,405	1,360	-	1,863	45
Motion	MO	9	12	12	8	8	-	3	0
Other	O	6	7	7	6	6	-	1	0
Restricted O/L	RL	19	23	23	14	14	-	4	0
Show Cause	SC	42	98	98	43	43	-	54	0
Traffic Total		7,747	9,772	12,041	7,630	5,361	-	4,391	2,269

<u>Civil</u>		Filings	Hearings	Transactions	Concluded	Final Judgmt	Def Judgmt	Cont	Waived
Abstract	AJ	8	0	8	8	-	-	-	8
Admin License	AL	115	46	115	69	-	-	-	69
Bond Forfeiture	BF	1	0	1	1	-	-	-	1
Detinue	DT	28	23	39	28	10	2	11	16
Garnishment	GA	584	190	772	582	-	-	187	582
Impoundment	IM	69	12	69	57	-	-	-	57
Interrogatory	IN	7	2	8	6	-	-	2	6
Other	OT	17	3	18	15	-	-	-	15
Protective Order	PO	37	18	46	31	3	-	11	28
Prelim Prot Order	PP	46	15	57	43	1	-	12	42
Show Cause	SC	17	5	20	16	-	1	4	15
Tenants Assertion	TA	1	1	1	1	1	-	-	0
Unlawful Detainer	UD	589	492	722	591	335	26	130	230
Warrant in Debt	WD	1,283	1,197	1,686	1,239	698	52	446	489
Civil Total		2,802	2,004	3,562	2,687	1,048	81	803	1,558

Colonial Heights Totals	Filings	Hearings	Transactions	Concluded	Final Judgmt	Def Judgmt	Cont	Waived
	13,701	21,492	25,342	13,457	9,526	81	11,770	3,850



Filings by Court & Division

	<u>Chesterfield</u>		<u>Colonial Heights</u>		<u>Total</u>
C Misdemeanor	6,062	80%	1,512	20%	7,574
Felony	4,637	80%	1,138	20%	5,775
Capias	1,214	79%	332	21%	1,546
Show Cause	323	74%	111	26%	434
Motion	106	79%	28	21%	134
Civil Violation	35	54%	30	46%	65
Restricted O/L	-	0%	1	100%	1
Total	12,377	80%	3,152	20%	15,529
T Infraction	30,505	83%	6,048	17%	36,553
Misdemeanor	14,547	91%	1,440	9%	15,987
Capias	1,203	88%	157	12%	1,360
Felony	252	91%	24	9%	276
Motion	267	97%	9	3%	276
Show Cause	214	84%	42	16%	256
Restricted O/L	207	92%	19	8%	226
Civil Violation	181	99%	2	1%	183
Other	2	25%	6	75%	8
Total	47,378	86%	7,747	14%	55,125
V Warrant in Debt	13,307	91%	1,283	9%	14,590
Unlawful Detainer	7,682	93%	589	7%	8,271
Garnishment	6,687	92%	584	8%	7,271
Admin License	687	86%	115	14%	802
Interrogatory	347	98%	7	2%	354
Prelim Prot Order	292	86%	46	14%	338
Show Cause	304	95%	17	5%	321
Protective Order	248	87%	37	13%	285
Detinue	209	88%	28	12%	237
Impoundment	126	65%	69	35%	195
Abstract	157	95%	8	5%	165
Motion for Judgment	156	100%	-	0%	156
Interrogatory-Not	145	100%	-	0%	145
Other	96	85%	17	15%	113
Bond Forfeiture	77	99%	1	1%	78
Counter Claim	27	100%	-	0%	27
Tenants Assertion	23	96%	1	4%	24
Petition-Restore Arms	9	100%	-	0%	9
Overweight	7	100%	-	0%	7
Third Party Claim	6	100%	-	0%	6
Capias	5	100%	-	0%	5
Custody Relief	1	100%	-	0%	1
Restricted O/L	1	100%	-	0%	1
Total	30,599	92%	2,802	8%	33,401
Total	90,354	87%	13,701	13%	104,055

CASELOAD STATISTICS OF THE GENERAL DISTRICT COURTS

January 2017 thru December 2017

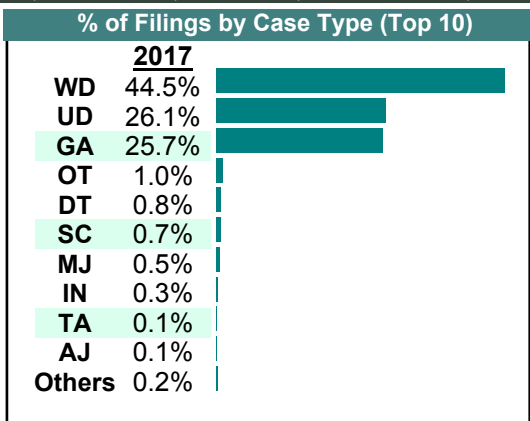
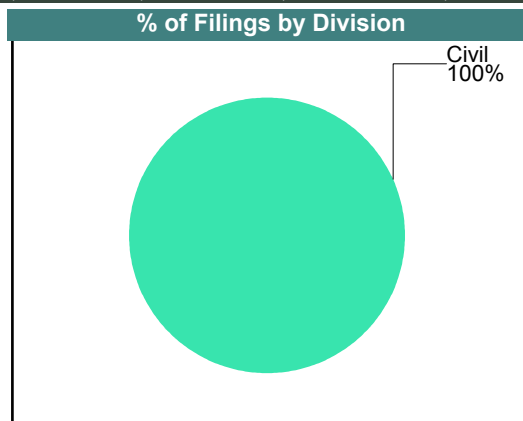
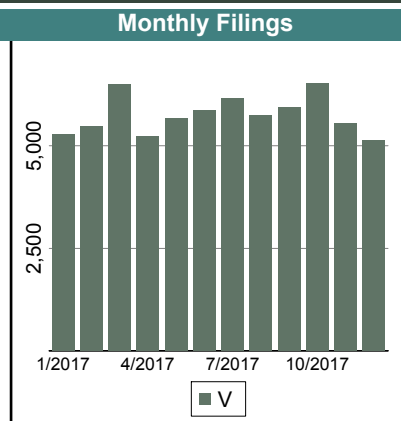
Richmond-Civil

District: **13**

Court ID: **213763**

Civil

Abstract	AJ	87	0	87	87	-	-	-	87
Capias	CA	12	12	22	10	-	-	12	10
Counter Claim	CC	71	106	143	67	28	2	76	37
Detinue	DT	520	566	755	535	42	304	220	189
Garnishment	GA	17,718	4,026	21,791	17,765	-	-	4,026	17,765
Interrogatory-Not	IC	63	2	65	63	-	-	2	63
Interrogatory	IN	205	260	468	208	-	-	260	208
Motion for Judgment	MJ	351	628	942	382	60	8	560	314
Mechanic's Lien	ML	1	1	2	1	-	-	1	1
Other	OT	688	171	778	686	10	69	92	607
Petition-Restore Arms	PR	2	0	2	2	-	-	-	2
Show Cause	SC	486	246	738	492	-	-	246	492
Tenants Assertion	TA	97	126	210	99	9	6	111	84
Third Party Claim	TH	2	5	8	3	-	-	5	3
Unlawful Detainer	UD	17,981	12,852	19,748	17,994	2,693	8,405	1,754	6,896
Warrant in Debt	WD	30,712	32,565	40,524	30,807	1,858	20,990	9,717	7,959
Civil Total		68,996	51,566	86,283	69,201	4,700	29,784	17,082	34,717
Richmond-Civil Totals		68,996	51,566	86,283	69,201	4,700	29,784	17,082	34,717



CASELOAD STATISTICS OF THE GENERAL DISTRICT COURTS

January 2017 thru December 2017

Richmond-John Marshall

District: 13

Court ID: 213762

Criminal		Filings	Hearings	Transactions	Concluded	Final Judgmt	Def Judgmt	Cont	Waived
Capias	CA	653	1,337	1,337	600	600	-	737	0
Civil Violation	CV	62	178	179	58	57	-	121	1
Felony	F	1,865	5,145	5,145	1,623	1,623	-	3,522	0
Misdemeanor	M	4,126	9,811	9,835	3,659	3,635	-	6,176	24
Show Cause	SC	167	336	336	171	171	-	165	0
Criminal Total		6,873	16,807	16,832	6,111	6,086	-	10,721	25

Traffic		Filings	Hearings	Transactions	Concluded	Final Judgmt	Def Judgmt	Cont	Waived
Capias	CA	515	1,180	1,180	534	534	-	646	0
Civil Violation	CV	1	2	2	2	2	-	-	0
Felony	F	91	276	276	83	83	-	193	0
Infraction	I	25,171	30,117	34,355	25,455	21,217	-	8,900	4,238
Misdemeanor	M	4,268	9,363	9,367	4,432	4,428	-	4,935	4
Other	O	1,100	1,274	1,285	1,097	1,086	-	188	11
Restricted O/L	RL	192	197	197	190	190	-	4	0
Show Cause	SC	250	630	630	304	304	-	326	0
Traffic Total		31,588	43,039	47,292	32,097	27,844	-	15,192	4,253

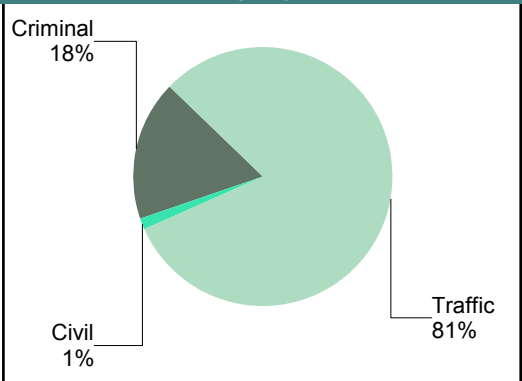
Civil		Filings	Hearings	Transactions	Concluded	Final Judgmt	Def Judgmt	Cont	Waived
Bond Forfeiture	BF	42	37	72	41	3	3	31	35
Other	OT	220	2	221	219	-	-	1	219
Protective Order	PO	61	0	62	62	-	-	-	62
Prelim Prot Order	PP	181	201	374	173	-	-	201	173
Show Cause	SC	1	1	2	1	-	-	1	1
Civil Total		505	241	731	496	3	3	234	490

Richmond-John Marshall Totals	38,966	60,087	64,855	38,704	33,933	3	26,147	4,768
--------------------------------------	---------------	---------------	---------------	---------------	---------------	----------	---------------	--------------

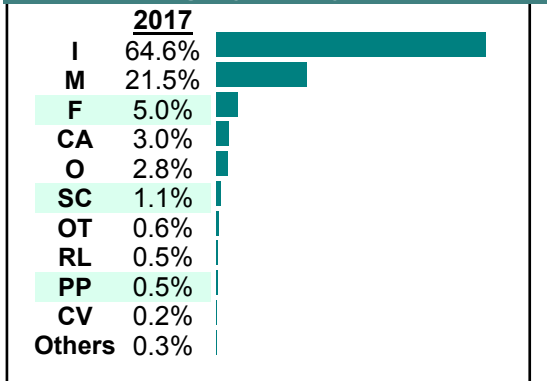
Toll Violations (Top 5 Codes)



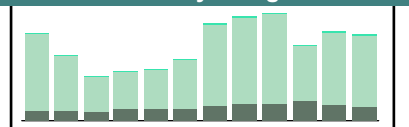
% of Filings by Division



% of Filings by Case Type (Top 10)



Monthly Filings



CASELOAD STATISTICS OF THE GENERAL DISTRICT COURTS

January 2017 thru December 2017

Richmond-Manch

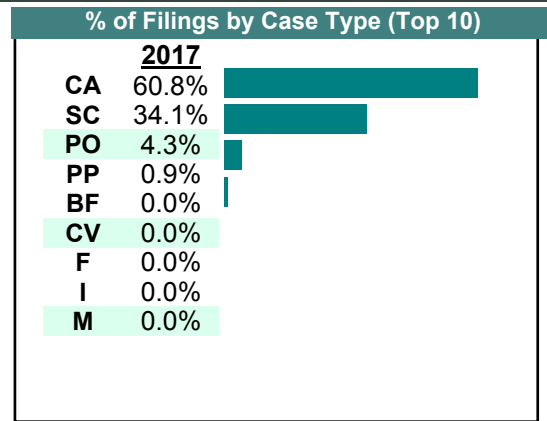
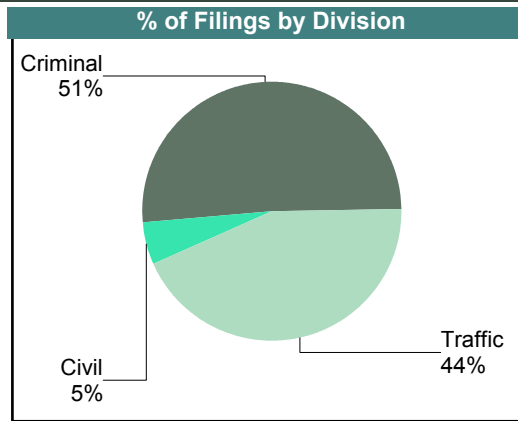
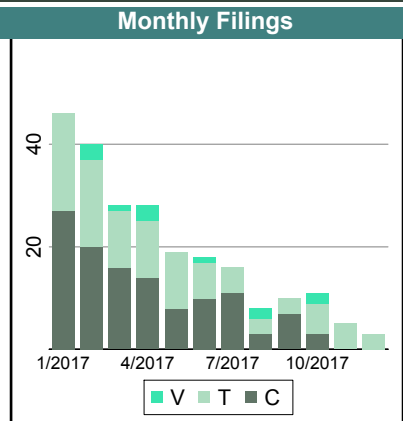
District: **13**
Court ID: **213764**

Criminal		Filings	Hearings	Transactions	Concluded	Final Judgmt	Def Judgmt	Cont	Waived
Capias	CA	79	616	616	241	241	-	371	0
Felony	F	0	352	369	166	149	-	202	17
Misdemeanor	M	0	877	877	439	439	-	438	0
Show Cause	SC	40	141	141	68	68	-	72	0
Criminal Total		119	1,986	2,003	914	897	-	1,083	17

Traffic		Filings	Hearings	Transactions	Concluded	Final Judgmt	Def Judgmt	Cont	Waived
Capias	CA	62	373	373	153	153	-	218	0
Civil Violation	CV	0	2	3	2	1	-	1	1
Felony	F	0	16	17	11	10	-	6	1
Infraction	I	0	150	161	87	76	-	74	11
Misdemeanor	M	0	599	599	267	267	-	332	0
Show Cause	SC	39	133	133	66	66	-	67	0
Traffic Total		101	1,273	1,286	586	573	-	698	13

Civil		Filings	Hearings	Transactions	Concluded	Final Judgmt	Def Judgmt	Cont	Waived
Bond Forfeiture	BF	0	0	1	1	-	-	-	1
Protective Order	PO	10	6	21	15	-	-	-	15
Prelim Prot Order	PP	2	4	25	21	-	-	4	21
Civil Total		12	10	47	37	0	-	4	37

Richmond-Manch Totals		Filings	Hearings	Transactions	Concluded	Final Judgmt	Def Judgmt	Cont	Waived
		232	3,269	3,336	1,537	1,470	0	1,785	67



CASELOAD STATISTICS OF THE GENERAL DISTRICT COURTS

January 2017 thru December 2017

Richmond-Marsh

District: 13

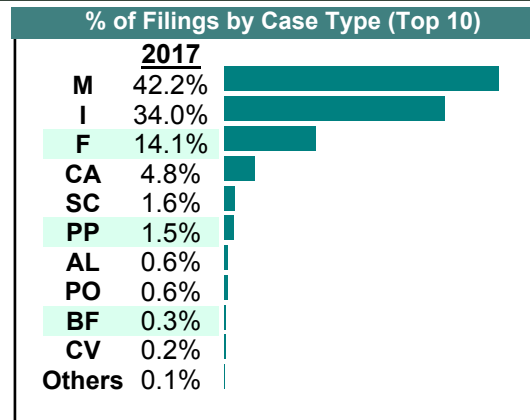
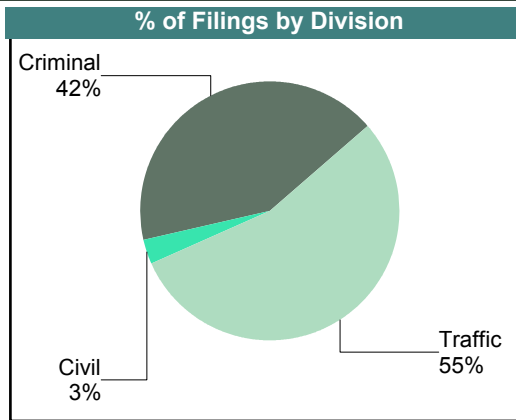
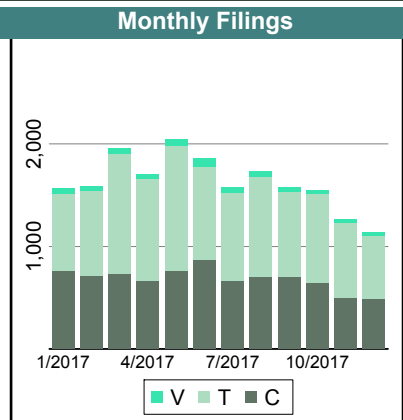
Court ID: 213761

Criminal		Filings	Hearings	Transactions	Concluded	Final Judgmt	Def Judgmt	Cont	Waived
Capias	CA	606	2,117	2,117	749	749	-	1,368	0
Civil Violation	CV	37	108	108	37	37	-	71	0
Felony	F	2,675	9,095	9,347	2,795	2,543	-	6,551	252
Misdemeanor	M	4,650	15,149	15,225	5,125	5,049	-	10,099	76
Show Cause	SC	273	1,084	1,084	349	349	-	734	0
Criminal Total		8,241	27,553	27,881	9,055	8,727	-	18,823	328

Traffic		Filings	Hearings	Transactions	Concluded	Final Judgmt	Def Judgmt	Cont	Waived
Capias	CA	323	728	728	268	268	-	460	0
Civil Violation	CV	4	13	13	5	5	-	8	0
Felony	F	89	328	341	98	85	-	243	13
Infraction	I	6,645	8,851	10,541	6,475	4,785	-	4,062	1,690
Misdemeanor	M	3,603	8,196	8,200	3,196	3,192	-	5,002	4
Other	O	1	1	1	1	1	-	-	0
Restricted O/L	RL	1	1	1	1	1	-	-	0
Show Cause	SC	48	67	67	48	48	-	19	0
Traffic Total		10,714	18,185	19,892	10,092	8,385	-	9,794	1,707

Civil		Filings	Hearings	Transactions	Concluded	Final Judgmt	Def Judgmt	Cont	Waived
Admin License	AL	115	7	121	114	-	-	5	114
Bond Forfeiture	BF	51	57	99	42	-	-	56	42
Impoundment	IM	1	0	1	1	-	-	-	1
Other	OT	5	0	5	5	-	-	-	5
Protective Order	PO	115	10	127	118	1	-	6	117
Prelim Prot Order	PP	300	240	554	316	2	-	237	314
Petition-Restore Arms	PR	3	0	3	3	-	-	-	3
Civil Total		590	314	910	599	3	-	304	596

Richmond-Marsh Totals		19,545	46,052	48,683	19,746	17,115	0	28,921	2,631
------------------------------	--	---------------	---------------	---------------	---------------	---------------	----------	---------------	--------------



Filings by Court & Division

	Richmond-Civil		Richmond-John Marshall		Richmond-Manch		Richmond-Marsh		Total
C Misdemeanor	-	0%	4,126	47%	-	0%	4,650	53%	8,776
Felony	-	0%	1,865	41%	-	0%	2,675	59%	4,540
Capias	-	0%	653	49%	79	6%	606	45%	1,338
Show Cause	-	0%	167	35%	40	8%	273	57%	480
Civil Violation	-	0%	62	63%	-	0%	37	37%	99
Total	0	0%	6,873	45%	119	1%	8,241	54%	15,233
T Infraction	-	0%	25,171	79%	-	0%	6,645	21%	31,816
Misdemeanor	-	0%	4,268	54%	-	0%	3,603	46%	7,871
Other	-	0%	1,100	100%	-	0%	1	0%	1,101
Capias	-	0%	515	57%	62	7%	323	36%	900
Show Cause	-	0%	250	74%	39	12%	48	14%	337
Restricted O/L	-	0%	192	99%	-	0%	1	1%	193
Felony	-	0%	91	51%	-	0%	89	49%	180
Civil Violation	-	0%	1	20%	-	0%	4	80%	5
Total	0	0%	31,588	74%	101	0%	10,714	25%	42,403
V Warrant in Debt	30,712	100%	-	0%	-	0%	-	0%	30,712
Unlawful Detainer	17,981	100%	-	0%	-	0%	-	0%	17,981
Garnishment	17,718	100%	-	0%	-	0%	-	0%	17,718
Other	688	75%	220	24%	-	0%	5	1%	913
Detinue	520	100%	-	0%	-	0%	-	0%	520
Show Cause	486	100%	1	0%	-	0%	-	0%	487
Prelim Prot Order	-	0%	181	37%	2	0%	300	62%	483
Motion for Judgment	351	100%	-	0%	-	0%	-	0%	351
Interrogatory	205	100%	-	0%	-	0%	-	0%	205
Protective Order	-	0%	61	33%	10	5%	115	62%	186
Admin License	-	0%	-	0%	-	0%	115	100%	115
Tenants Assertion	97	100%	-	0%	-	0%	-	0%	97
Bond Forfeiture	-	0%	42	45%	-	0%	51	55%	93
Abstract	87	100%	-	0%	-	0%	-	0%	87
Counter Claim	71	100%	-	0%	-	0%	-	0%	71
Interrogatory-Not	63	100%	-	0%	-	0%	-	0%	63
Capias	12	100%	-	0%	-	0%	-	0%	12
Petition-Restore Arms	2	40%	-	0%	-	0%	3	60%	5
Third Party Claim	2	100%	-	0%	-	0%	-	0%	2
Impoundment	-	0%	-	0%	-	0%	1	100%	1
Mechanic's Lien	1	100%	-	0%	-	0%	-	0%	1
Total	68,996	98%	505	1%	12	0%	590	1%	70,103
Total	68,996	54%	38,966	31%	232	0%	19,545	15%	127,739

CASELOAD STATISTICS OF THE GENERAL DISTRICT COURTS

January 2017 thru December 2017

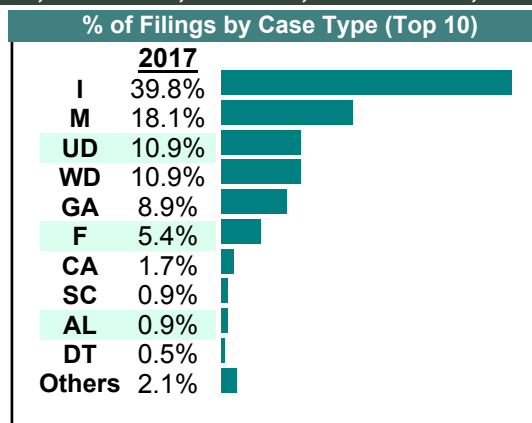
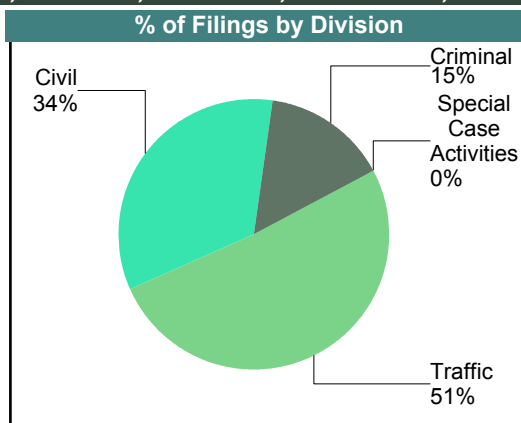
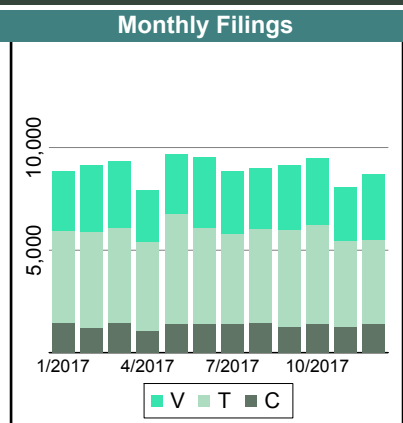
Henrico
District: 14
Court ID: 214087

<u>Criminal</u>		Filings	Hearings	Transactions	Concluded	Final Judgmt	Def Judgmt	Cont	Waived
Capias	CA	1,228	3,963	3,963	1,335	1,335	-	2,628	0
Civil Violation	CV	152	519	519	143	143	-	376	0
Felony	F	5,642	17,498	17,498	5,358	5,358	-	12,140	0
Misdemeanor	M	8,217	22,038	22,232	8,026	7,832	-	14,206	194
Show Cause	SC	935	1,852	1,852	930	930	-	922	0
Criminal Total		16,174	45,870	46,064	15,792	15,598	-	30,272	194

<u>Traffic</u>		Filings	Hearings	Transactions	Concluded	Final Judgmt	Def Judgmt	Cont	Waived
Capias	CA	569	1,913	1,913	643	643	-	1,270	0
Civil Violation	CV	10	13	14	9	8	-	5	1
Felony	F	190	560	560	165	165	-	395	0
Infraction	I	42,848	40,930	55,045	42,682	28,567	-	12,363	14,115
Misdemeanor	M	11,208	20,814	20,815	10,991	10,990	-	9,822	1
Restricted O/L	RL	191	188	191	189	186	-	-	3
Show Cause	SC	68	144	144	68	68	-	76	0
Traffic Total		55,084	64,562	78,682	54,747	40,627	-	23,931	14,120

<u>Civil</u>		Filings	Hearings	Transactions	Concluded	Final Judgmt	Def Judgmt	Cont	Waived
Abstract	AJ	109	0	109	109	-	-	-	109
Admin License	AL	928	605	1,527	922	-	-	593	922
Bond Forfeiture	BF	244	228	402	213	39	-	185	174
Counter Claim	CC	6	2	7	6	1	-	1	5
Detinue	DT	509	377	657	512	37	195	145	280
Garnishment	GA	9,625	1,927	11,539	9,612	-	-	1,926	9,612
Impoundment	IM	117	1	117	116	-	-	-	116
Interrogatory	IN	268	226	502	276	-	-	226	276
Mental Commitment	MC	1							
Motion for Judgment	MJ	301	411	588	295	35	83	293	177
Overweight	OC	4	4	6	2	-	-	4	2
Other	OT	203	144	292	202	33	21	90	148
Protective Order	PO	247	110	376	266	-	-	108	266
Prelim Prot Order	PP	342	4	343	339	-	-	3	339
Petition-Restore Arms	PR	4	1	5	4	-	-	1	4
Tenants Assertion	TA	36	47	83	37	1	-	46	36
Unlawful Detainer	UD	11,688	7,744	12,533	11,700	1,421	5,490	833	4,789
Warrant in Debt	WD	11,675	11,854	15,604	11,718	1,135	6,833	3,886	3,750
Civil Total		36,307	23,686	44,692	36,330	2,702	12,622	8,341	21,006

Henrico Totals	107,565	134,118	169,438	106,869	58,927	12,622	62,544	35,320
-----------------------	----------------	----------------	----------------	----------------	---------------	---------------	---------------	---------------



Filings by Court & Division

		<u>Henrico</u>	
C	Misdemeanor	8,217	7.6%
	Felony	5,642	5.2%
	Capias	1,228	1.1%
	Show Cause	935	0.9%
	Civil Violation	152	0.1%
	Total	16,174	15%
T	Infraction	42,848	39.8%
	Misdemeanor	11,208	10.4%
	Capias	569	0.5%
	Restricted O/L	191	0.2%
	Felony	190	0.2%
	Show Cause	68	0.1%
	Civil Violation	10	0.0%
	Total	55,084	51%
V	Unlawful Detainer	11,688	10.9%
	Warrant in Debt	11,675	10.9%
	Garnishment	9,625	8.9%
	Admin License	928	0.9%
	Detinue	509	0.5%
	Prelim Prot Order	342	0.3%
	Motion for Judgment	301	0.3%
	Interrogatory	268	0.2%
	Protective Order	247	0.2%
	Bond Forfeiture	244	0.2%
	Other	203	0.2%
	Impoundment	117	0.1%
	Abstract	109	0.1%
	Tenants Assertion	36	0.0%
	Counter Claim	6	0.0%
	Overweight	4	0.0%
	Petition-Restore Arms	4	0.0%
	Mental Commitment	1	0.0%
Total	36,307	34%	
Total	107,565	100%	

CASELOAD STATISTICS OF THE GENERAL DISTRICT COURTS

January 2017 thru December 2017

Caroline

District: 15

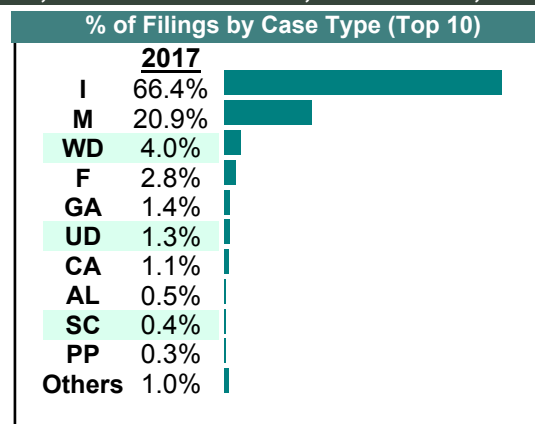
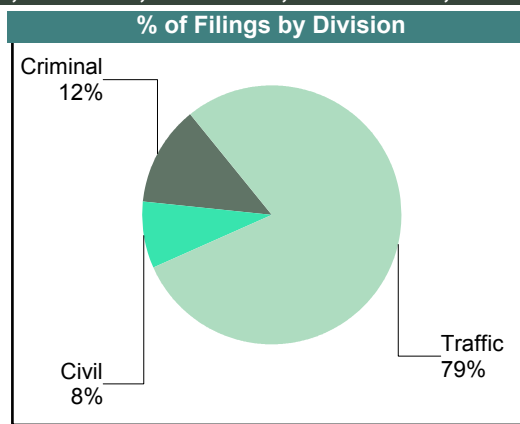
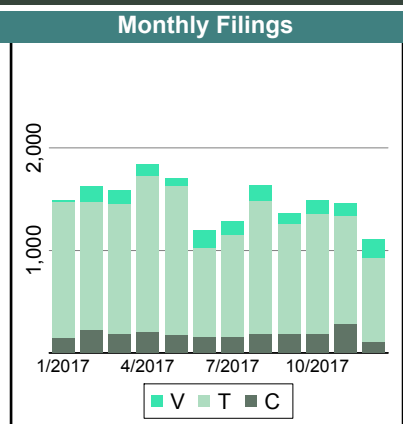
Court ID: 215033

<u>Criminal</u>		Filings	Hearings	Transactions	Concluded	Final Judgmt	Def Judgmt	Cont	Waived
Capias	CA	95	256	256	102	102	-	154	0
Civil Violation	CV	31	86	86	30	30	-	56	0
Felony	F	477	1,545	1,553	492	484	-	1,061	8
Misdemeanor	M	1,556	3,327	3,367	1,518	1,478	-	1,849	40
Show Cause	SC	55	97	97	60	60	-	37	0
Criminal Total		2,214	5,311	5,359	2,202	2,154	-	3,157	48

<u>Traffic</u>		Filings	Hearings	Transactions	Concluded	Final Judgmt	Def Judgmt	Cont	Waived
Capias	CA	97	314	314	99	99	-	215	0
Civil Violation	CV	2	3	3	3	3	-	-	0
Felony	F	28	109	109	25	25	-	84	0
Infraction	I	11,784	8,194	14,761	11,568	5,001	-	3,192	6,567
Misdemeanor	M	2,155	4,331	4,622	2,158	1,867	-	2,464	291
Show Cause	SC	10	31	31	12	12	-	19	0
Traffic Total		14,076	12,982	19,840	13,865	7,007	-	5,974	6,858

<u>Civil</u>		Filings	Hearings	Transactions	Concluded	Final Judgmt	Def Judgmt	Cont	Waived
Abstract	AJ	8	0	8	8	-	-	-	8
Admin License	AL	83	0	83	83	-	-	-	83
Bond Forfeiture	BF	3	0	3	3	-	-	-	3
Capias	CA	1	1	2	1	-	-	1	1
Counter Claim	CC	3	5	6	3	2	-	3	1
Garnishment	GA	240	21	271	250	-	-	21	250
Impoundment	IM	33	1	34	33	-	-	1	33
Interrogatory	IN	37	20	58	38	-	-	20	38
Overweight	OC	4	0	4	4	-	-	-	4
Other	OT	9	5	10	10	1	4	-	5
Protective Order	PO	40	3	40	38	1	-	-	37
Prelim Prot Order	PP	56	13	69	56	-	-	13	56
Show Cause	SC	11	9	20	11	-	-	9	11
Unlawful Detainer	UD	224	186	286	227	71	56	59	100
Warrant in Debt	WD	712	745	934	691	54	448	243	189
Civil Total		1,464	1,009	1,828	1,456	129	508	370	819

Caroline Totals	17,754	19,302	27,027	17,523	9,290	508	9,501	7,725
------------------------	---------------	---------------	---------------	---------------	--------------	------------	--------------	--------------



CASELOAD STATISTICS OF THE GENERAL DISTRICT COURTS

January 2017 thru December 2017

Essex


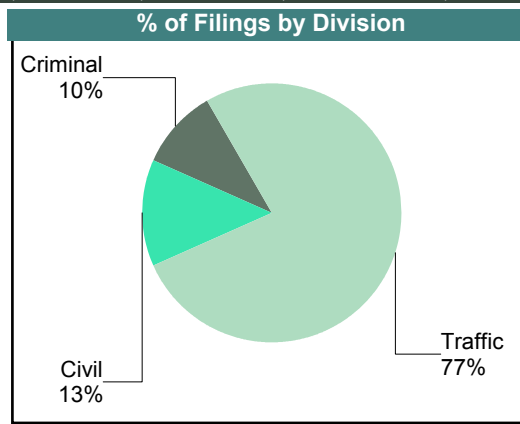
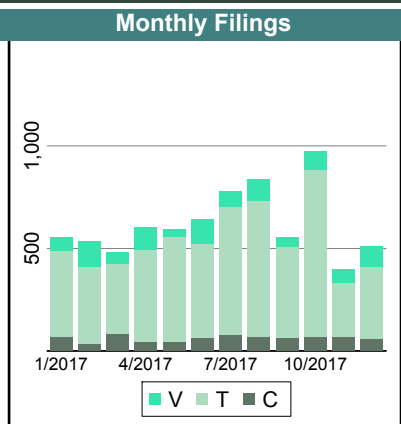
District: **15**
Court ID: **215057**

<u>Criminal</u>		Filings	Hearings	Transactions	Concluded	Final Judgmt	Def Judgmt	Cont	Waived
Capias	CA	49	137	137	52	52	-	85	0
Civil Violation	CV	12	21	22	13	12	-	9	1
Felony	F	233	612	663	220	169	-	443	51
Misdemeanor	M	428	951	1,013	433	371	-	580	62
Motion	MO	1	1	1	1	1	-	-	0
Show Cause	SC	23	111	111	40	40	-	71	0
Criminal Total		746	1,833	1,947	759	645	-	1,188	114

<u>Traffic</u>		Filings	Hearings	Transactions	Concluded	Final Judgmt	Def Judgmt	Cont	Waived
Capias	CA	17	41	41	19	19	-	22	0
Civil Violation	CV	2	1	2	2	1	-	-	1
Felony	F	14	33	38	13	8	-	25	5
Infraction	I	5,070	2,703	5,636	5,060	2,127	-	573	2,933
Misdemeanor	M	616	1,109	1,133	606	582	-	526	24
Motion	MO	1	1	1	1	1	-	-	0
Show Cause	SC	3	9	9	4	4	-	5	0
Traffic Total		5,723	3,897	6,860	5,705	2,742	-	1,151	2,963

<u>Civil</u>		Filings	Hearings	Transactions	Concluded	Final Judgmt	Def Judgmt	Cont	Waived
Capias	CA	3	1	5	4	-	-	1	4
Counter Claim	CC	1	3	4	1	-	-	3	1
Detinue	DT	146	134	241	153	2	44	88	107
Garnishment	GA	139	7	145	138	-	-	7	138
Impoundment	IM	1	0	1	1	-	-	-	1
Interrogatory	IN	7	5	12	7	-	-	5	7
Overweight	OC	1	0	1	1	-	-	-	1
Other	OT	212	109	325	216	-	-	108	216
Prelim Prot Order	PP	13	8	19	11	-	-	8	11
Petition-Restore Arms	PR	1	0	1	1	-	-	-	1
Show Cause	SC	93	32	120	88	-	-	32	88
Unlawful Detainer	UD	136	98	173	138	25	38	35	75
Warrant in Debt	WD	241	252	354	241	20	119	113	102
Civil Total		994	649	1,401	1,000	47	201	400	752

Essex Totals		7,463	6,379	10,208	7,464	3,434	201	2,739	3,829
---------------------	--	--------------	--------------	---------------	--------------	--------------	------------	--------------	--------------



CASELOAD STATISTICS OF THE GENERAL DISTRICT COURTS

January 2017 thru December 2017

Fredericksburg

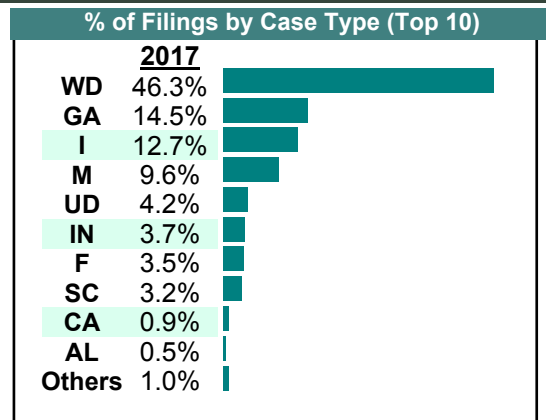
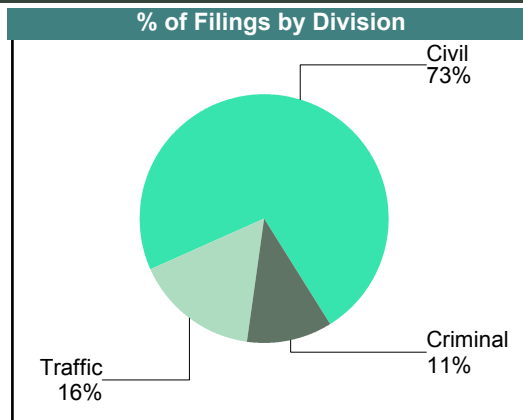
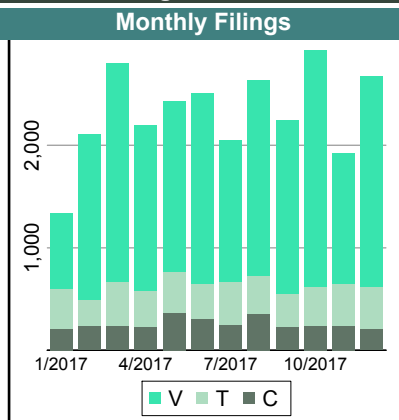
District: 15
Court ID: 215630

<u>Criminal</u>		Filings	Hearings	Transactions	Concluded	Final Judgmt	Def Judgmt	Cont	Waived
Capias	CA	188	582	582	193	193	-	389	0
Civil Violation	CV	41	124	124	39	39	-	85	0
Felony	F	965	2,835	2,874	932	893	-	1,942	39
Misdemeanor	M	1,793	4,748	4,805	1,767	1,710	-	3,038	57
Motion	MO	2	2	2	2	2	-	-	0
Restricted O/L	RL	1	1	1	1	1	-	-	0
Show Cause	SC	119	518	518	154	154	-	364	0
Criminal Total		3,109	8,810	8,906	3,088	2,992	-	5,818	96

<u>Traffic</u>		Filings	Hearings	Transactions	Concluded	Final Judgmt	Def Judgmt	Cont	Waived
Capias	CA	51	191	191	63	63	-	128	0
Civil Violation	CV	1	2	2	1	1	-	1	0
Felony	F	6	12	12	3	3	-	9	0
Infraction	I	3,534	2,635	4,381	3,512	1,766	-	867	1,746
Misdemeanor	M	870	1,761	1,792	868	837	-	924	31
Motion	MO	1	1	1	1	1	-	-	0
Restricted O/L	RL	2	2	2	2	2	-	-	0
Show Cause	SC	24	86	86	26	26	-	60	0
Traffic Total		4,489	4,690	6,467	4,476	2,699	-	1,989	1,777

<u>Civil</u>		Filings	Hearings	Transactions	Concluded	Final Judgmt	Def Judgmt	Cont	Waived
Abstract	AJ	3	0	3	3	-	-	-	3
Admin License	AL	129	0	129	129	-	-	-	129
Bond Forfeiture	BF	10	8	15	9	1	1	6	7
Capias	CA	4	4	6	2	-	-	4	2
Counter Claim	CC	1	0	1	1	-	-	-	1
Detinue	DT	106	68	129	105	7	37	24	61
Garnishment	GA	4,041	784	4,812	4,028	-	-	779	4,028
Impoundment	IM	33	1	33	32	-	-	-	32
Interrogatory	IN	1,031	1,297	2,358	1,061	-	-	1,294	1,061
Other	OT	13	2	15	13	-	-	2	13
Protective Order	PO	20	6	21	20	5	-	1	15
Prelim Prot Order	PP	38	31	65	38	4	-	27	34
Show Cause	SC	746	50	783	740	1	6	41	733
Tenants Assertion	TA	1	5	5	1	1	-	4	0
Unlawful Detainer	UD	1,163	955	1,590	1,144	165	344	445	635
Warrant in Debt	WD	12,855	11,278	15,312	12,764	710	8,020	2,547	4,034
Civil Total		20,194	14,489	25,277	20,090	894	8,408	5,174	10,788

Fredericksburg Totals	27,792	27,989	40,650	27,654	6,585	8,408	12,981	12,661
------------------------------	---------------	---------------	---------------	---------------	--------------	--------------	---------------	---------------



CASELOAD STATISTICS OF THE GENERAL DISTRICT COURTS

January 2017 thru December 2017

Hanover

District: 15

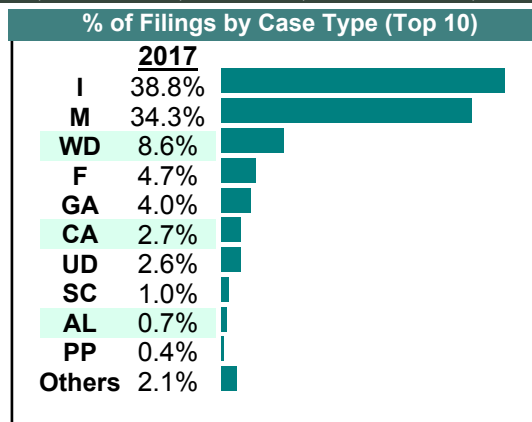
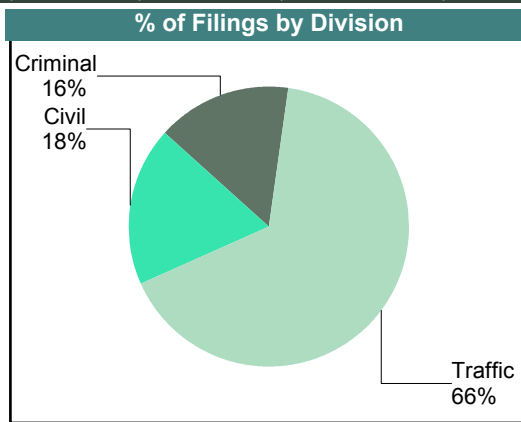
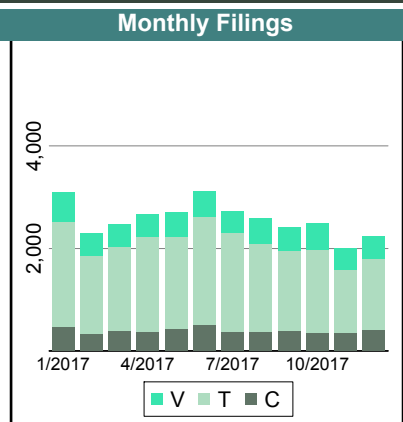
Court ID: 215085

Criminal		Filings	Hearings	Transactions	Concluded	Final Judgmt	Def Judgmt	Cont	Waived
Capias	CA	490	1,390	1,390	534	534	-	856	0
Civil Violation	CV	60	151	151	50	50	-	101	0
Felony	F	1,371	3,992	4,512	1,306	786	-	3,206	520
Misdemeanor	M	2,685	7,356	7,420	2,641	2,577	-	4,779	64
Show Cause	SC	197	372	372	203	203	-	169	0
Criminal Total		4,803	13,261	13,845	4,734	4,150	-	9,111	584

Traffic		Filings	Hearings	Transactions	Concluded	Final Judgmt	Def Judgmt	Cont	Waived
Capias	CA	340	1,089	1,089	362	362	-	727	0
Civil Violation	CV	7	17	17	5	5	-	12	0
Felony	F	75	196	232	71	35	-	161	36
Infraction	I	11,961	9,581	14,809	11,995	6,767	-	2,814	5,228
Misdemeanor	M	7,895	13,784	13,860	7,781	7,705	-	6,079	76
Restricted O/L	RL	104	104	104	104	104	-	-	0
Show Cause	SC	16	30	30	19	19	-	11	0
Traffic Total		20,398	24,801	30,141	20,337	14,997	-	9,804	5,340

Civil		Filings	Hearings	Transactions	Concluded	Final Judgmt	Def Judgmt	Cont	Waived
Abstract	AJ	17	0	17	17	-	-	-	17
Admin License	AL	219	0	219	219	-	-	-	219
Bond Forfeiture	BF	46	27	66	46	4	3	20	39
Counter Claim	CC	12	10	21	12	1	-	9	11
Detinue	DT	49	31	63	50	5	13	13	32
Garnishment	GA	1,247	240	1,499	1,259	-	-	240	1,259
Impoundment	IM	68	0	68	68	-	-	-	68
Interrogatory	IN	86	80	167	87	-	-	80	87
Motion for Judgment	MJ	51	53	87	46	3	9	41	34
Mechanic's Lien	ML	1	3	3	1	1	-	2	0
Overweight	OC	3	0	3	3	-	-	-	3
Other	OT	39	6	43	40	1	2	3	37
Protective Order	PO	90	19	110	91	-	-	19	91
Prelim Prot Order	PP	121	5	125	120	-	-	5	120
Petition-Restore Arms	PR	2	1	3	2	-	-	1	2
Show Cause	SC	82	68	146	82	-	4	64	78
Tenants Assertion	TA	4	8	11	4	1	-	7	3
Unlawful Detainer	UD	814	471	939	821	96	257	118	468
Warrant in Debt	WD	2,658	2,611	3,576	2,645	188	1,492	931	965
Zoning Viol	ZO	13	11	22	16	1	4	6	11
Civil Total		5,622	3,644	7,188	5,629	301	1,784	1,559	3,544

Hanover Totals	30,823	41,706	51,174	30,700	19,448	1,784	20,474	9,468
-----------------------	---------------	---------------	---------------	---------------	---------------	--------------	---------------	--------------



CASELOAD STATISTICS OF THE GENERAL DISTRICT COURTS

January 2017 thru December 2017

King George

District: 15


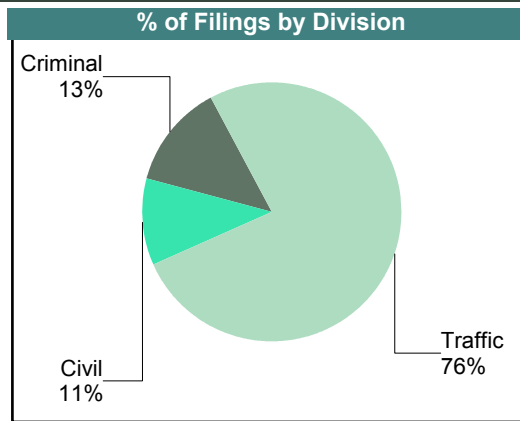
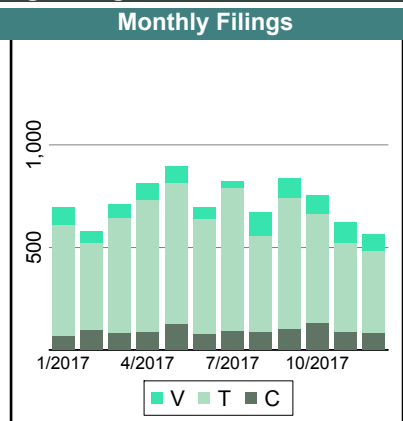
Court ID: 215099

<u>Criminal</u>		Filings	Hearings	Transactions	Concluded	Final Judgmt	Def Judgmt	Cont	Waived
Capias	CA	83	222	222	81	81	-	141	0
Civil Violation	CV	43	87	87	35	35	-	52	0
Felony	F	336	910	910	294	294	-	616	0
Misdemeanor	M	617	1,315	1,368	566	513	-	802	53
Motion	MO	4	5	5	4	4	-	1	0
Other	O	3	3	3	3	3	-	-	0
Show Cause	SC	51	105	105	44	44	-	61	0
Criminal Total		1,137	2,647	2,700	1,027	974	-	1,673	53

<u>Traffic</u>		Filings	Hearings	Transactions	Concluded	Final Judgmt	Def Judgmt	Cont	Waived
Capias	CA	29	92	92	38	38	-	54	0
Civil Violation	CV	1	1	1	1	1	-	-	0
Felony	F	12	24	24	8	8	-	16	0
Infraction	I	5,619	4,131	6,890	5,636	2,877	-	1,254	2,759
Misdemeanor	M	919	1,880	1,880	956	956	-	924	0
Restricted O/L	RL	1	1	1	1	1	-	-	0
Show Cause	SC	12	28	28	12	12	-	16	0
Traffic Total		6,593	6,157	8,916	6,652	3,893	-	2,264	2,759

<u>Civil</u>		Filings	Hearings	Transactions	Concluded	Final Judgmt	Def Judgmt	Cont	Waived
Abstract	AJ	5	0	5	5	-	-	-	5
Admin License	AL	83	0	83	83	-	-	-	83
Detinue	DT	2	1	2	2	-	1	-	1
Garnishment	GA	137	40	173	133	-	-	40	133
Impoundment	IM	7	0	7	7	-	-	-	7
Interrogatory	IN	11	9	17	8	-	-	9	8
Motion for Judgment	MJ	3	1	3	2	-	-	1	2
Overweight	OC	11	0	11	11	-	-	-	11
Other	OT	7	0	7	7	-	-	-	7
Protective Order	PO	17	1	18	17	-	-	1	17
Prelim Prot Order	PP	25	3	29	26	-	-	3	26
Show Cause	SC	11	6	15	9	-	-	6	9
Tenants Assertion	TA	3	3	6	3	-	-	3	3
Unlawful Detainer	UD	224	144	261	222	32	73	39	117
Warrant in Debt	WD	381	386	517	368	42	195	149	131
Civil Total		927	594	1,154	903	74	269	251	560

King George Totals		8,657	9,398	12,770	8,582	4,941	269	4,188	3,372
---------------------------	--	--------------	--------------	---------------	--------------	--------------	------------	--------------	--------------



CASELOAD STATISTICS OF THE GENERAL DISTRICT COURTS

January 2017 thru December 2017

Lancaster

District: 15

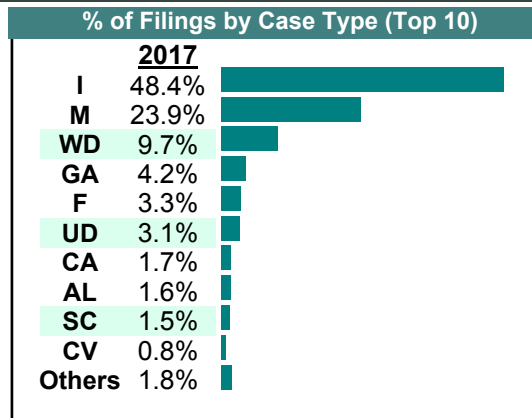
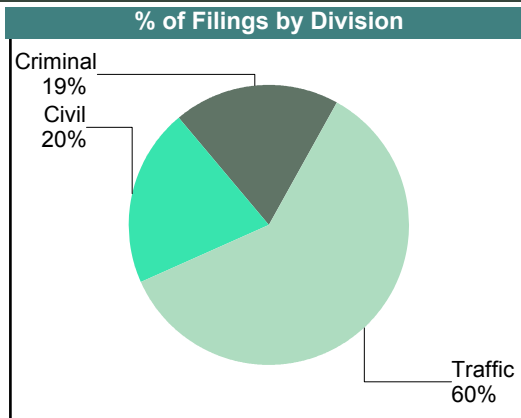
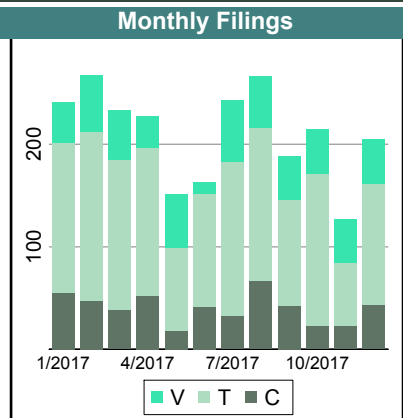
Court ID: 215103

<u>Criminal</u>		Filings	Hearings	Transactions	Concluded	Final Judgmt	Def Judgmt	Cont	Waived
Capias	CA	27	53	53	28	28	-	25	0
Civil Violation	CV	13	9	15	13	7	-	2	6
Felony	F	81	196	213	84	67	-	129	17
Misdemeanor	M	345	792	835	358	315	-	477	43
Motion	MO	1	1	1	1	1	-	-	0
Show Cause	SC	16	35	35	17	17	-	18	0
Criminal Total		483	1,086	1,152	501	435	-	651	66

<u>Traffic</u>		Filings	Hearings	Transactions	Concluded	Final Judgmt	Def Judgmt	Cont	Waived
Capias	CA	15	46	46	13	13	-	33	0
Civil Violation	CV	6	22	22	7	7	-	15	0
Felony	F	2	7	9	3	1	-	6	2
Infraction	I	1,221	959	1,492	1,227	694	-	265	533
Misdemeanor	M	259	742	745	293	290	-	452	3
Motion	MO	3	4	4	3	3	-	1	0
Restricted O/L	RL	1	2	2	1	1	-	1	0
Show Cause	SC	18	50	50	18	18	-	32	0
Traffic Total		1,525	1,832	2,370	1,565	1,027	-	805	538

<u>Civil</u>		Filings	Hearings	Transactions	Concluded	Final Judgmt	Def Judgmt	Cont	Waived
Admin License	AL	40	2	42	40	-	-	2	40
Counter Claim	CC	1	0	2	2	-	-	-	2
Detinue	DT	5	4	9	6	1	-	3	5
Garnishment	GA	106	5	113	108	-	-	5	108
Interrogatory	IN	7	8	20	12	-	-	8	12
Other	OT	2	0	4	4	-	-	-	4
Protective Order	PO	8	0	8	8	-	-	-	8
Prelim Prot Order	PP	18	6	22	16	-	-	6	16
Show Cause	SC	5	1	7	6	-	-	1	6
Unlawful Detainer	UD	79	86	112	78	21	31	34	26
Warrant in Debt	WD	246	225	335	250	22	118	85	110
Civil Total		517	337	674	530	44	149	144	337

Lancaster Totals		2,525	3,255	4,196	2,596	1,506	149	1,600	941
-------------------------	--	--------------	--------------	--------------	--------------	--------------	------------	--------------	------------



CASELOAD STATISTICS OF THE GENERAL DISTRICT COURTS

January 2017 thru December 2017

Northumberland

District: 15

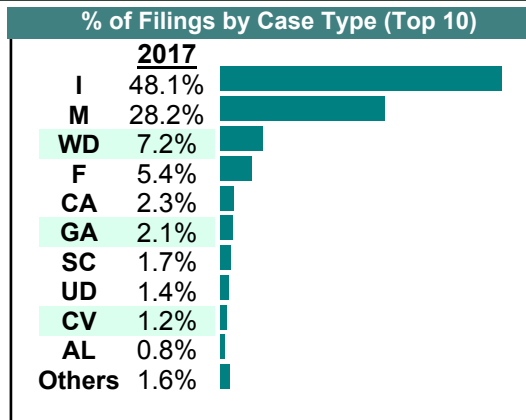
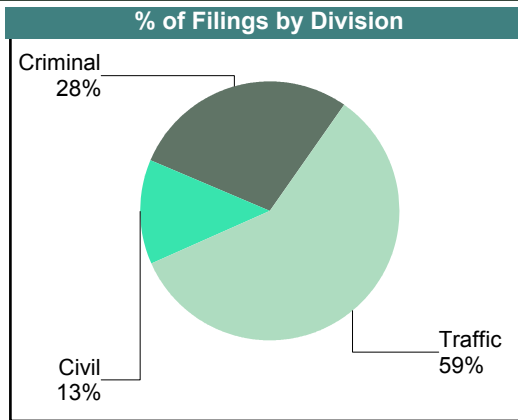
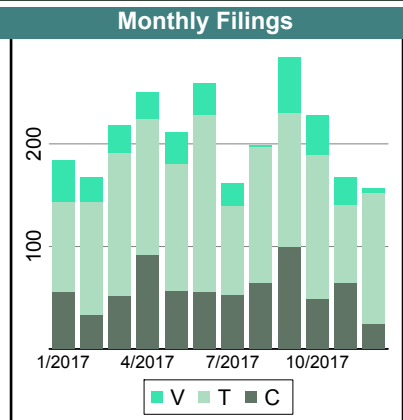
Court ID: 215133

Criminal		Filings	Hearings	Transactions	Concluded	Final Judgmt	Def Judgmt	Cont	Waived
Capias	CA	46	84	84	45	45	-	39	0
Civil Violation	CV	28	51	57	28	22	-	29	6
Felony	F	128	268	272	119	115	-	153	4
Misdemeanor	M	464	983	1,018	484	449	-	534	35
Show Cause	SC	35	103	103	42	42	-	61	0
Criminal Total		701	1,489	1,534	718	673	-	816	45

Traffic		Filings	Hearings	Transactions	Concluded	Final Judgmt	Def Judgmt	Cont	Waived
Capias	CA	10	24	24	10	10	-	14	0
Civil Violation	CV	1	1	1	1	1	-	-	0
Felony	F	6	23	23	5	5	-	18	0
Infraction	I	1,196	949	1,502	1,192	639	-	310	553
Misdemeanor	M	236	638	640	251	249	-	389	2
Motion	MO	1	1	1	1	1	-	-	0
Show Cause	SC	8	18	18	9	9	-	9	0
Traffic Total		1,458	1,654	2,209	1,469	914	-	740	555

Civil		Filings	Hearings	Transactions	Concluded	Final Judgmt	Def Judgmt	Cont	Waived
Admin License	AL	20	1	24	23	-	-	1	23
Detinue	DT	7	5	10	8	2	1	2	5
Garnishment	GA	53	2	54	52	-	-	2	52
Interrogatory	IN	5	2	8	6	-	-	2	6
Protective Order	PO	18	1	19	18	-	-	1	18
Prelim Prot Order	PP	9	0	9	9	-	-	-	9
Unlawful Detainer	UD	36	48	55	36	19	10	19	7
Warrant in Debt	WD	179	178	249	172	24	77	77	71
Civil Total		327	237	428	324	45	88	104	191

Northumberland Totals		2,486	3,380	4,171	2,511	1,632	88	1,660	791
------------------------------	--	--------------	--------------	--------------	--------------	--------------	-----------	--------------	------------



CASELOAD STATISTICS OF THE GENERAL DISTRICT COURTS

January 2017 thru December 2017

Richmond County

District: 15

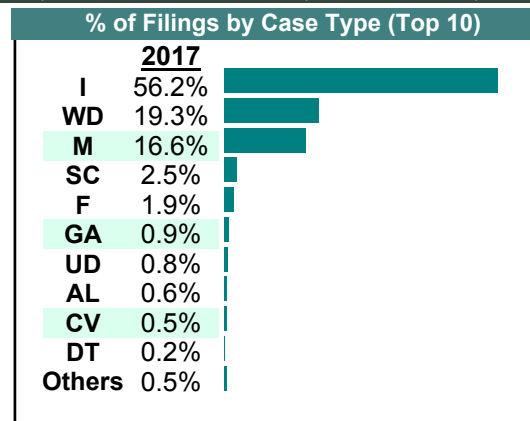
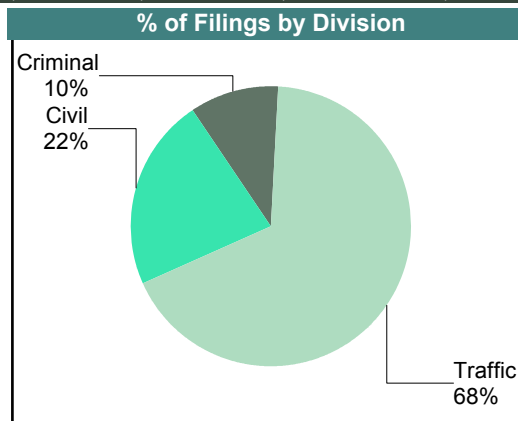
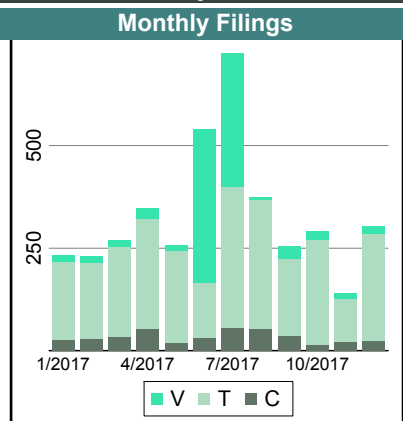
Court ID: 215159

<u>Criminal</u>		Filings	Hearings	Transactions	Concluded	Final Judgmt	Def Judgmt	Cont	Waived
Capias	CA	2	6	6	3	3	-	3	0
Civil Violation	CV	12	5	12	12	5	-	-	7
Felony	F	73	171	171	62	62	-	109	0
Misdemeanor	M	288	716	771	293	238	-	478	55
Show Cause	SC	31	137	137	43	43	-	94	0
Criminal Total		406	1,035	1,097	413	351	-	684	62

<u>Traffic</u>		Filings	Hearings	Transactions	Concluded	Final Judgmt	Def Judgmt	Cont	Waived
Civil Violation	CV	6	16	16	7	7	-	9	0
Felony	F	4	14	14	2	2	-	12	0
Infraction	I	2,229	1,531	2,629	2,236	1,138	-	393	1,098
Misdemeanor	M	372	758	793	374	339	-	419	35
Restricted O/L	RL	2	2	2	2	2	-	-	0
Show Cause	SC	68	275	275	90	90	-	185	0
Traffic Total		2,681	2,596	3,729	2,711	1,578	-	1,018	1,133

<u>Civil</u>		Filings	Hearings	Transactions	Concluded	Final Judgmt	Def Judgmt	Cont	Waived
Abstract	AJ	2	0	2	2	-	-	-	2
Admin License	AL	23	0	23	23	-	-	-	23
Detinue	DT	6	5	9	5	1	-	4	4
Garnishment	GA	37	1	38	37	-	-	1	37
Impoundment	IM	1	0	1	1	-	-	-	1
Interrogatory	IN	4	3	9	6	-	-	3	6
Motion for Judgment	MJ	1	1	1	1	1	-	-	0
Overweight	OC	1	0	1	1	-	-	-	1
Other	OT	2	0	2	2	-	-	-	2
Prelim Prot Order	PP	3	0	3	3	-	-	-	3
Petition-Restore Arms	PR	1	1	2	1	-	-	1	1
Unlawful Detainer	UD	32	32	45	32	11	8	13	13
Warrant in Debt	WD	766	255	801	761	11	204	40	546
Civil Total		879	298	937	875	24	212	62	639

Richmond County Totals		3,966	3,929	5,763	3,999	1,953	212	1,764	1,834
-------------------------------	--	--------------	--------------	--------------	--------------	--------------	------------	--------------	--------------



CASELOAD STATISTICS OF THE GENERAL DISTRICT COURTS

January 2017 thru December 2017

Spotsylvania

District: 15

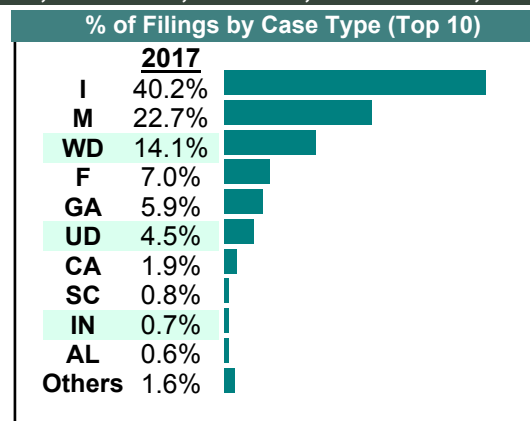
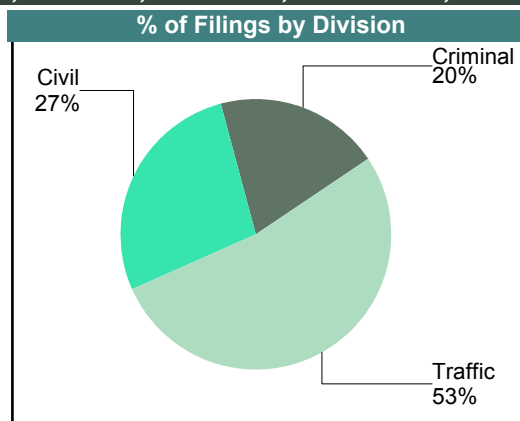
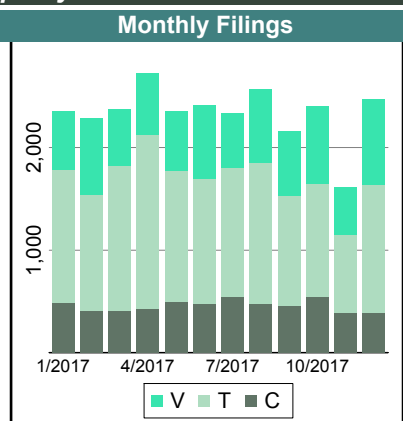
Court ID: 215177

Criminal		Filings	Hearings	Transactions	Concluded	Final Judgmt	Def Judgmt	Cont	Waived
Capias	CA	361	836	836	353	353	-	483	0
Civil Violation	CV	90	197	203	95	89	-	108	6
Felony	F	1,901	5,558	5,558	1,956	1,956	-	3,602	0
Misdemeanor	M	3,064	7,100	7,237	3,052	2,915	-	4,182	137
Show Cause	SC	97	188	188	99	99	-	89	0
Criminal Total		5,513	13,879	14,022	5,555	5,412	-	8,464	143

Traffic		Filings	Hearings	Transactions	Concluded	Final Judgmt	Def Judgmt	Cont	Waived
Capias	CA	151	353	353	142	142	-	211	0
Civil Violation	CV	1	3	3	0	-	-	3	0
Felony	F	60	188	188	64	64	-	124	0
Infraction	I	11,283	7,821	12,934	11,282	6,169	-	1,651	5,113
Misdemeanor	M	3,307	6,002	6,027	3,301	3,276	-	2,726	25
Other	O	1	1	1	1	1	-	-	0
Show Cause	SC	20	29	29	17	17	-	12	0
Traffic Total		14,823	14,397	19,535	14,807	9,669	-	4,727	5,138

Civil		Filings	Hearings	Transactions	Concluded	Final Judgmt	Def Judgmt	Cont	Waived
Abstract	AJ	41	1	41	41	1	-	-	40
Admin License	AL	181	7	181	174	-	-	-	174
Bond Forfeiture	BF	0	0	1	1	-	-	-	1
Capias	CA	14	4	18	14	-	-	4	14
Counter Claim	CC	10	10	16	7	1	-	9	6
Detinue	DT	144	120	199	149	6	64	49	79
Garnishment	GA	1,650	404	2,038	1,634	-	-	404	1,634
Impoundment	IM	32	10	34	28	4	-	2	24
Interrogatory	IN	188	180	370	190	-	-	180	190
Overweight	OC	1	0	1	1	-	-	-	1
Other	OT	12	8	15	11	4	-	4	7
Protective Order	PO	23	6	31	25	-	-	5	25
Prelim Prot Order	PP	95	87	182	95	-	-	86	95
Petition-Restore Arms	PR	2	0	2	2	-	-	-	2
Show Cause	SC	96	52	154	105	3	-	48	102
Tenants Assertion	TA	3	4	6	2	-	-	4	2
Unlawful Detainer	UD	1,248	1,026	1,582	1,251	220	475	331	556
Warrant in Debt	WD	3,960	3,958	5,513	3,962	200	2,207	1,550	1,555
Civil Total		7,700	5,877	10,384	7,692	439	2,746	2,676	4,507

Spotsylvania Totals		Filings	Hearings	Transactions	Concluded	Final Judgmt	Def Judgmt	Cont	Waived
		28,036	34,153	43,941	28,054	15,520	2,746	15,867	9,788



CASELOAD STATISTICS OF THE GENERAL DISTRICT COURTS

January 2017 thru December 2017

Stafford

District: 15

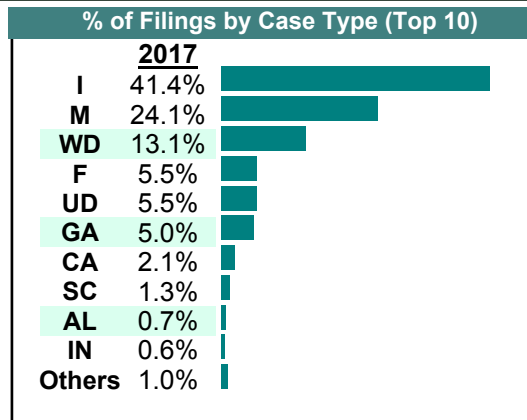
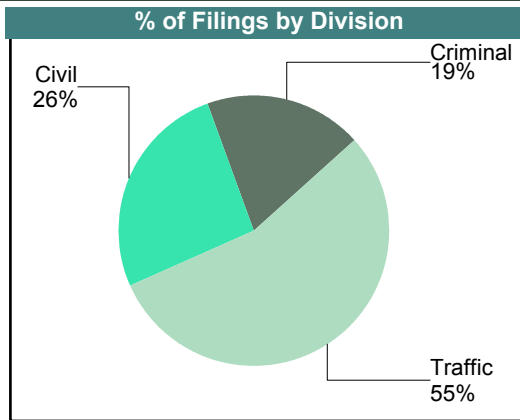
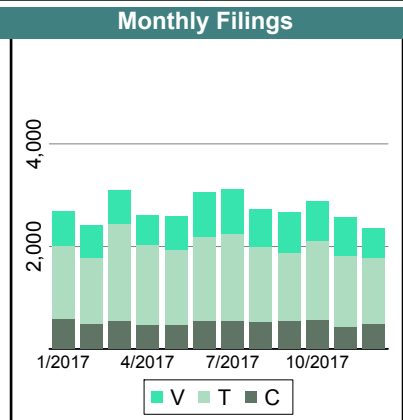
Court ID: 215179

<u>Criminal</u>		Filings	Hearings	Transactions	Concluded	Final Judgmt	Def Judgmt	Cont	Waived
Capias	CA	466	1,455	1,455	527	527	-	921	0
Civil Violation	CV	55	163	164	54	53	-	109	1
Felony	F	1,744	5,834	5,836	1,706	1,704	-	4,038	2
Misdemeanor	M	3,782	10,402	10,511	3,637	3,528	-	6,756	109
Motion	MO	5	5	5	3	3	-	-	0
Show Cause	SC	208	1,072	1,072	199	199	-	856	0
Criminal Total		6,260	18,931	19,043	6,126	6,014	-	12,680	112

<u>Traffic</u>		Filings	Hearings	Transactions	Concluded	Final Judgmt	Def Judgmt	Cont	Waived
Capias	CA	204	652	652	208	208	-	431	0
Civil Violation	CV	6	16	16	5	5	-	11	0
Felony	F	49	157	157	49	49	-	106	0
Infraction	I	13,572	11,907	17,155	13,471	8,223	-	3,513	5,248
Misdemeanor	M	4,116	8,011	8,016	4,148	4,143	-	3,784	5
Motion	MO	1	1	1	1	1	-	-	0
Show Cause	SC	60	210	210	54	54	-	153	0
Traffic Total		18,008	20,954	26,207	17,936	12,683	-	7,998	5,253

<u>Civil</u>		Filings	Hearings	Transactions	Concluded	Final Judgmt	Def Judgmt	Cont	Waived
Abstract	AJ	44	13	44	42	9	2	-	31
Admin License	AL	229	21	229	208	-	-	-	208
Bond Forfeiture	BF	11	14	20	7	-	1	7	6
Capias	CA	6	17	24	7	-	-	15	7
Counter Claim	CC	1	1	2	1	-	-	1	1
Detinue	DT	23	20	32	25	5	8	7	12
Garnishment	GA	1,624	566	2,168	1,602	-	-	553	1,602
Impoundment	IM	2	2	2	0	-	-	-	0
Interrogatory	IN	182	238	381	143	-	-	216	143
Overweight	OC	3	1	3	2	-	-	-	2
Other	OT	17	13	28	16	1	-	9	15
Protective Order	PO	62	33	80	48	1	-	14	47
Prelim Prot Order	PP	89	42	118	78	2	-	29	76
Petition-Restore Arms	PR	2	3	4	1	-	-	2	1
Show Cause	SC	143	72	185	122	-	9	53	113
Tenants Assertion	TA	11	10	19	10	1	-	8	9
Third Party Claim	TH	1	1	1	0	-	-	-	0
Unlawful Detainer	UD	1,790	1,290	2,154	1,776	238	674	364	864
Warrant in Debt	WD	4,298	4,512	5,925	4,185	351	2,421	1,696	1,413
Civil Total		8,538	6,869	11,419	8,273	608	3,115	2,974	4,550

Stafford Totals	32,806	46,754	56,669	32,335	19,305	3,115	23,652	9,915
------------------------	---------------	---------------	---------------	---------------	---------------	--------------	---------------	--------------



CASELOAD STATISTICS OF THE GENERAL DISTRICT COURTS

January 2017 thru December 2017

Westmoreland

District: 15

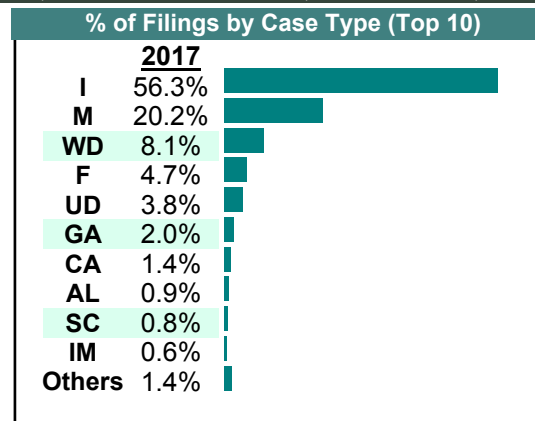
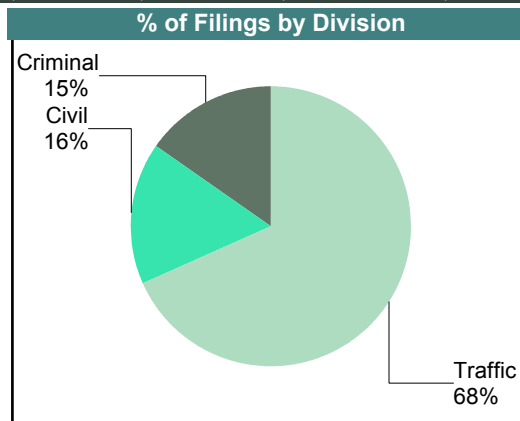
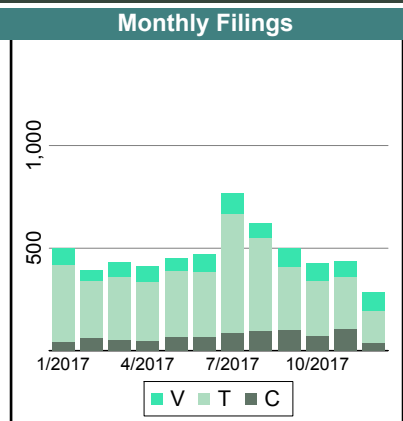
Court ID: 215193

<u>Criminal</u>		Filings	Hearings	Transactions	Concluded	Final Judgmt	Def Judgmt	Cont	Waived
Capias	CA	35	90	90	35	35	-	55	0
Civil Violation	CV	14	14	22	14	6	-	8	8
Felony	F	257	613	627	247	233	-	380	14
Misdemeanor	M	532	1,049	1,161	516	404	-	644	112
Show Cause	SC	21	49	49	16	16	-	33	0
Criminal Total		859	1,815	1,949	828	694	-	1,120	134

<u>Traffic</u>		Filings	Hearings	Transactions	Concluded	Final Judgmt	Def Judgmt	Cont	Waived
Capias	CA	42	100	100	36	36	-	64	0
Civil Violation	CV	9	29	29	9	9	-	20	0
Felony	F	10	32	32	10	10	-	22	0
Infraction	I	3,200	2,553	4,025	3,230	1,758	-	794	1,472
Misdemeanor	M	617	1,423	1,434	626	615	-	808	11
Show Cause	SC	16	38	38	16	16	-	22	0
Traffic Total		3,894	4,175	5,658	3,927	2,444	-	1,730	1,483

<u>Civil</u>		Filings	Hearings	Transactions	Concluded	Final Judgmt	Def Judgmt	Cont	Waived
Abstract	AJ	3	0	3	3	-	-	-	3
Admin License	AL	51	5	51	46	-	-	-	46
Detinue	DT	5	9	11	5	3	-	6	2
Garnishment	GA	111	5	118	113	-	-	5	113
Impoundment	IM	32	7	32	25	-	-	-	25
Interrogatory	IN	9	15	19	4	-	-	15	4
Motion for Judgment	MJ	1	2	2	1	1	-	1	0
Other	OT	11	1	11	10	-	-	-	10
Protective Order	PO	29	33	51	22	4	-	28	18
Show Cause	SC	6	4	7	3	-	-	4	3
Tenants Assertion	TA	1	0	1	1	-	-	-	1
Unlawful Detainer	UD	216	222	279	212	65	90	67	57
Warrant in Debt	WD	459	414	586	440	67	201	146	172
Civil Total		934	717	1,171	885	140	291	272	454

Westmoreland Totals		5,687	6,707	8,778	5,640	3,278	291	3,122	2,071
----------------------------	--	--------------	--------------	--------------	--------------	--------------	------------	--------------	--------------



Filings by Court & Division

	Caroline	Essex	Frederick sburg	Hanover	King George	Lancaster	Northum berland	Richmond County	Spotsylva nia	Stafford	Westmore land	Total	
C	Misdemeanor	1,556 10%	428 3%	1,793 12%	2,685 17%	617 4%	345 2%	464 3%	288 2%	3,064 20%	3,782 24%	532 3%	15,554
	Felony	477 6%	233 3%	965 13%	1,371 18%	336 4%	81 1%	128 2%	73 1%	1,901 25%	1,744 23%	257 3%	7,566
	Capias	95 5%	49 3%	188 10%	490 27%	83 5%	27 1%	46 2%	2 0%	361 20%	466 25%	35 2%	1,842
	Show Cause	55 6%	23 3%	119 14%	197 23%	51 6%	16 2%	35 4%	31 4%	97 11%	208 24%	21 2%	853
	Civil Violation	31 8%	12 3%	41 10%	60 15%	43 11%	13 3%	28 7%	12 3%	90 23%	55 14%	14 4%	399
	Motion	- 0%	1 8%	2 15%	- 0%	4 31%	1 8%	- 0%	- 0%	- 0%	5 38%	- 0%	13
	Other	- 0%	- 0%	- 0%	- 0%	3 100%	- 0%	- 0%	- 0%	- 0%	- 0%	- 0%	3
	Restricted O/L	- 0%	- 0%	1 100%	- 0%	- 0%	- 0%	- 0%	- 0%	- 0%	- 0%	- 0%	1
	Total	2,214 8%	746 3%	3,109 12%	4,803 18%	1,137 4%	483 2%	701 3%	406 2%	5,513 21%	6,260 24%	859 3%	26,231
T	Infraction	11,784 17%	5,070 7%	3,534 5%	11,961 17%	5,619 8%	1,221 2%	1,196 2%	2,229 3%	11,283 16%	13,572 19%	3,200 5%	70,669
	Misdemeanor	2,155 10%	616 3%	870 4%	7,895 37%	919 4%	259 1%	236 1%	372 2%	3,307 15%	4,116 19%	617 3%	21,362
	Capias	97 10%	17 2%	51 5%	340 36%	29 3%	15 2%	10 1%	- 0%	151 16%	204 21%	42 4%	956
	Felony	28 11%	14 5%	6 2%	75 28%	12 5%	2 1%	6 2%	4 2%	60 23%	49 18%	10 4%	266
	Show Cause	10 4%	3 1%	24 9%	16 6%	12 5%	18 7%	8 3%	68 27%	20 8%	60 24%	16 6%	255
	Restricted O/L	- 0%	- 0%	2 2%	104 95%	1 1%	1 1%	- 0%	2 2%	- 0%	- 0%	- 0%	110
	Civil Violation	2 5%	2 5%	1 2%	7 17%	1 2%	6 14%	1 2%	6 14%	1 2%	6 14%	9 21%	42
	Motion	- 0%	1 14%	1 14%	- 0%	- 0%	3 43%	1 14%	- 0%	- 0%	1 14%	- 0%	7
	Other	- 0%	- 0%	- 0%	- 0%	- 0%	- 0%	- 0%	- 0%	1 100%	- 0%	- 0%	1
	Total	14,076 15%	5,723 6%	4,489 5%	20,398 22%	6,593 7%	1,525 2%	1,458 2%	2,681 3%	14,823 16%	18,008 19%	3,894 4%	93,668
V	Warrant in Debt	712 3%	241 1%	12,855 48%	2,658 10%	381 1%	246 1%	179 1%	766 3%	3,960 15%	4,298 16%	459 2%	26,755
	Garnishment	240 3%	139 1%	4,041 43%	1,247 13%	137 1%	106 1%	53 1%	37 0%	1,650 18%	1,624 17%	111 1%	9,385
	Unlawful Detainer	224 4%	136 2%	1,163 20%	814 14%	224 4%	79 1%	36 1%	32 1%	1,248 21%	1,790 30%	216 4%	5,962
	Interrogatory	37 2%	7 0%	1,031 66%	86 5%	11 1%	7 0%	5 0%	4 0%	188 12%	182 12%	9 1%	1,567

	Caroline	Essex	Frederick sburg	Hanover	King George	Lancaster	Northum berland	Richmond County	Spotsylva nia	Stafford	Westmore land	Total
V Show Cause	11	93	746	82	11	5	-	-	96	143	6	1,193
	1%	8%	63%	7%	1%	0%	0%	0%	8%	12%	1%	
Admin License	83	-	129	219	83	40	20	23	181	229	51	1,058
	8%	0%	12%	21%	8%	4%	2%	2%	17%	22%	5%	
Detinue	-	146	106	49	2	5	7	6	144	23	5	493
	0%	30%	22%	10%	0%	1%	1%	1%	29%	5%	1%	
Prelim Prot Order	56	13	38	121	25	18	9	3	95	89	-	467
	12%	3%	8%	26%	5%	4%	2%	1%	20%	19%	0%	
Other	9	212	13	39	7	2	-	2	12	17	11	324
	3%	65%	4%	12%	2%	1%	0%	1%	4%	5%	3%	
Protective Order	40	-	20	90	17	8	18	-	23	62	29	307
	13%	0%	7%	29%	6%	3%	6%	0%	7%	20%	9%	
Impoundment	33	1	33	68	7	-	-	1	32	2	32	209
	16%	0%	16%	33%	3%	0%	0%	0%	15%	1%	15%	
Abstract	8	-	3	17	5	-	-	2	41	44	3	123
	7%	0%	2%	14%	4%	0%	0%	2%	33%	36%	2%	
Bond Forfeiture	3	-	10	46	-	-	-	-	-	11	-	70
	4%	0%	14%	66%	0%	0%	0%	0%	0%	16%	0%	
Motion for Judgment	-	-	-	51	3	-	-	1	-	-	1	56
	0%	0%	0%	91%	5%	0%	0%	2%	0%	0%	2%	
Counter Claim	3	1	1	12	-	1	-	-	10	1	-	29
	10%	3%	3%	41%	0%	3%	0%	0%	34%	3%	0%	
Capias	1	3	4	-	-	-	-	-	14	6	-	28
	4%	11%	14%	0%	0%	0%	0%	0%	50%	21%	0%	
Overweight	4	1	-	3	11	-	-	1	1	3	-	24
	17%	4%	0%	13%	46%	0%	0%	4%	4%	13%	0%	
Tenants Assertion	-	-	1	4	3	-	-	-	3	11	1	23
	0%	0%	4%	17%	13%	0%	0%	0%	13%	48%	4%	
Zoning Viol	-	-	-	13	-	-	-	-	-	-	-	13
	0%	0%	0%	100%	0%	0%	0%	0%	0%	0%	0%	
Petition-Restore Arms	-	1	-	2	-	-	-	1	2	2	-	8
	0%	13%	0%	25%	0%	0%	0%	13%	25%	25%	0%	
Mechanic's Lien	-	-	-	1	-	-	-	-	-	-	-	1
	0%	0%	0%	100%	0%	0%	0%	0%	0%	0%	0%	
Third Party Claim	-	-	-	-	-	-	-	-	-	1	-	1
	0%	0%	0%	0%	0%	0%	0%	0%	0%	100%	0%	
Total	1,464	994	20,194	5,622	927	517	327	879	7,700	8,538	934	48,096
	3%	2%	42%	12%	2%	1%	1%	2%	16%	18%	2%	
Total	17,754	7,463	27,792	30,823	8,657	2,525	2,486	3,966	28,036	32,806	5,687	167,995
	11%	4%	17%	18%	5%	2%	1%	2%	17%	20%	3%	

CASELOAD STATISTICS OF THE GENERAL DISTRICT COURTS

January 2017 thru December 2017

Albemarle

District: 16

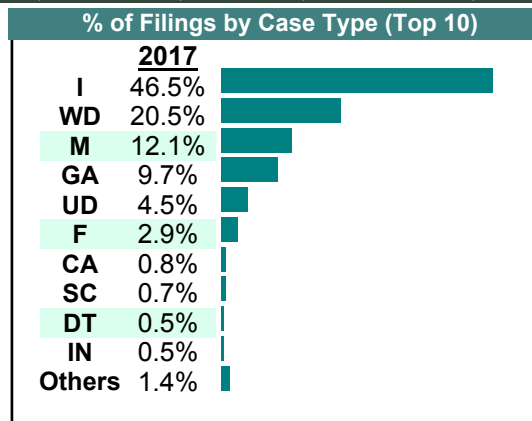
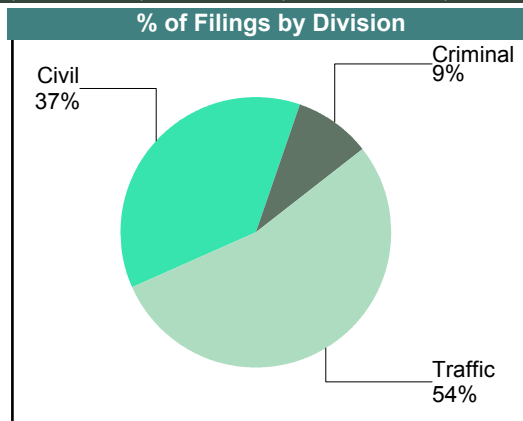
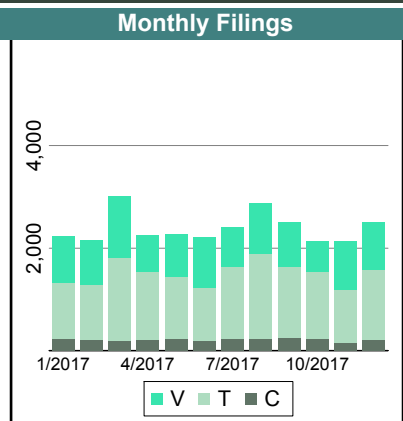
Court ID: 216003

<u>Criminal</u>		<u>Filings</u>	<u>Hearings</u>	<u>Transactions</u>	<u>Concluded</u>	<u>Final Judgmt</u>	<u>Def Judgmt</u>	<u>Cont</u>	<u>Waived</u>
Capias	CA	133	332	332	151	151	-	180	0
Civil Violation	CV	32	78	78	30	30	-	48	0
Felony	F	772	1,929	2,175	774	528	-	1,401	246
Misdemeanor	M	1,509	3,426	3,549	1,504	1,381	-	2,045	123
Show Cause	SC	176	337	337	177	177	-	159	0
Criminal Total		2,622	6,102	6,471	2,636	2,267	-	3,833	369

<u>Traffic</u>		<u>Filings</u>	<u>Hearings</u>	<u>Transactions</u>	<u>Concluded</u>	<u>Final Judgmt</u>	<u>Def Judgmt</u>	<u>Cont</u>	<u>Waived</u>
Capias	CA	102	233	233	97	97	-	136	0
Felony	F	47	119	134	49	34	-	85	15
Infraction	I	13,335	7,175	15,137	13,247	5,285	-	1,890	7,962
Misdemeanor	M	1,966	3,714	3,722	1,931	1,923	-	1,790	8
Show Cause	SC	20	43	43	21	21	-	22	0
Traffic Total		15,470	11,284	19,269	15,345	7,360	-	3,923	7,985

<u>Civil</u>		<u>Filings</u>	<u>Hearings</u>	<u>Transactions</u>	<u>Concluded</u>	<u>Final Judgmt</u>	<u>Def Judgmt</u>	<u>Cont</u>	<u>Waived</u>
Abstract	AJ	39	1	39	39	1	-	-	38
Admin License	AL	119	6	120	114	-	-	2	114
Counter Claim	CC	4	2	4	3	1	-	1	2
Detinue	DT	146	141	205	148	3	81	57	64
Garnishment	GA	2,786	148	2,923	2,775	-	-	138	2,775
Interrogatory	IN	132	149	276	127	-	-	148	127
Other	OT	120	96	171	119	4	40	50	75
Protective Order	PO	20	1	22	21	-	-	1	21
Prelim Prot Order	PP	69	91	161	70	-	-	90	70
Show Cause	SC	4	2	5	4	-	1	1	3
Tenants Assertion	TA	4	8	12	5	1	-	7	4
Unlawful Detainer	UD	1,278	893	1,520	1,263	131	505	257	627
Warrant in Debt	WD	5,878	5,306	7,353	5,865	462	3,356	1,486	2,047
Zoning Viol	ZO	8	16	18	9	2	5	9	2
Civil Total		10,607	6,860	12,829	10,562	605	3,988	2,247	5,969

Albemarle Totals		28,699	24,246	38,569	28,543	10,232	3,988	10,003	14,323
-------------------------	--	---------------	---------------	---------------	---------------	---------------	--------------	---------------	---------------



CASELOAD STATISTICS OF THE GENERAL DISTRICT COURTS

January 2017 thru December 2017

Charlottesville

District: 16

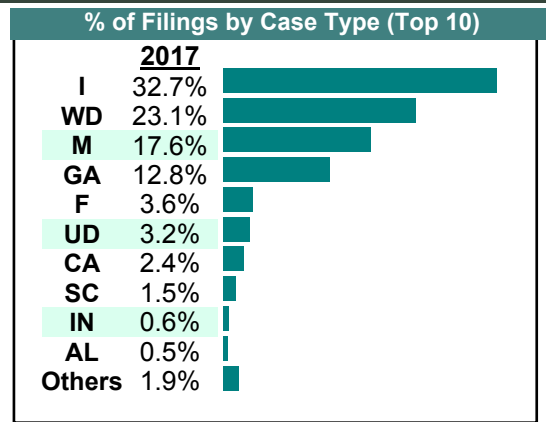
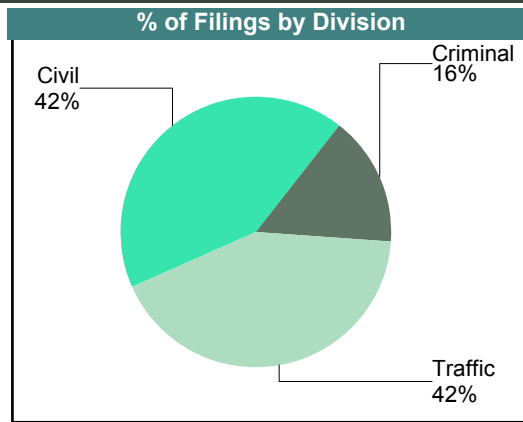
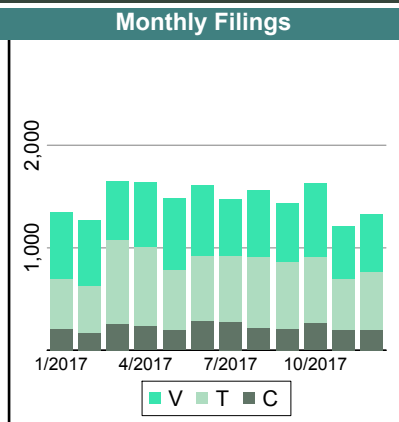
Court ID: 216540

<u>Criminal</u>		<u>Filings</u>	<u>Hearings</u>	<u>Transactions</u>	<u>Concluded</u>	<u>Final Judgmt</u>	<u>Def Judgmt</u>	<u>Cont</u>	<u>Waived</u>
Capias	CA	223	630	630	224	224	-	406	0
Civil Violation	CV	40	113	113	37	37	-	76	0
Felony	F	600	2,275	2,275	588	588	-	1,687	0
Misdemeanor	M	1,764	4,046	4,135	1,693	1,604	-	2,442	89
Show Cause	SC	135	264	264	132	132	-	132	0
Criminal Total		2,762	7,328	7,417	2,674	2,585	-	4,743	89

<u>Traffic</u>		<u>Filings</u>	<u>Hearings</u>	<u>Transactions</u>	<u>Concluded</u>	<u>Final Judgmt</u>	<u>Def Judgmt</u>	<u>Cont</u>	<u>Waived</u>
Capias	CA	202	544	544	182	182	-	362	0
Civil Violation	CV	1	1	1	1	1	-	-	0
Felony	F	29	108	108	34	34	-	74	0
Infraction	I	5,768	4,157	6,778	5,747	3,126	-	1,031	2,621
Misdemeanor	M	1,346	3,205	3,205	1,264	1,264	-	1,941	0
Other	O	11	15	15	11	11	-	4	0
Show Cause	SC	72	134	134	71	71	-	63	0
Traffic Total		7,429	8,164	10,785	7,310	4,689	-	3,475	2,621

<u>Civil</u>		<u>Filings</u>	<u>Hearings</u>	<u>Transactions</u>	<u>Concluded</u>	<u>Final Judgmt</u>	<u>Def Judgmt</u>	<u>Cont</u>	<u>Waived</u>
Abstract	AJ	8	0	8	8	-	-	-	8
Admin License	AL	93	0	93	93	-	-	-	93
Bond Forfeiture	BF	15	2	17	15	-	-	2	15
Capias	CA	4	3	6	4	1	-	2	3
Counter Claim	CC	2	1	3	2	-	-	1	2
Detinue	DT	7	9	13	7	2	1	6	4
Garnishment	GA	2,250	50	2,303	2,253	-	-	50	2,253
Impoundment	IM	15	0	15	15	-	-	-	15
Interrogatory	IN	111	62	178	116	-	-	62	116
Motion for Judgment	MJ	18	28	45	23	6	-	22	17
Other	OT	68	8	75	67	-	-	8	67
Protective Order	PO	69	57	132	75	-	-	57	75
Prelim Prot Order	PP	72	1	73	72	-	-	1	72
Petition-Restore Arms	PR	1	3	4	1	-	-	3	1
Show Cause	SC	54	29	69	56	6	10	13	40
Tenants Assertion	TA	6	3	9	6	-	-	3	6
Third Party Claim	TH	1	0	1	1	-	-	-	1
Unlawful Detainer	UD	565	491	772	565	125	159	207	281
Warrant in Debt	WD	4,071	4,111	5,114	4,113	146	2,964	1,000	1,003
Civil Total		7,430	4,858	8,930	7,492	286	3,134	1,437	4,072

Charlottesville Totals	17,621	20,350	27,132	17,476	7,560	3,134	9,655	6,782
-------------------------------	---------------	---------------	---------------	---------------	--------------	--------------	--------------	--------------



CASELOAD STATISTICS OF THE GENERAL DISTRICT COURTS

January 2017 thru December 2017

Culpeper

District: 16

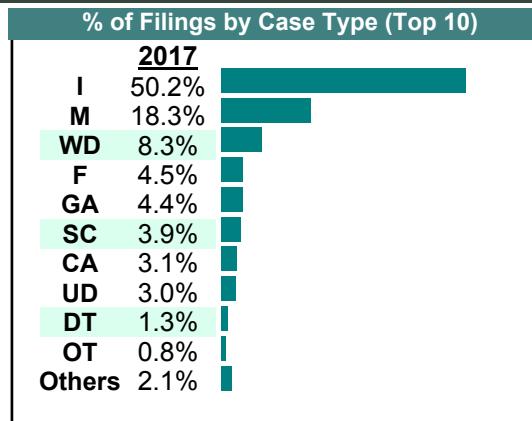
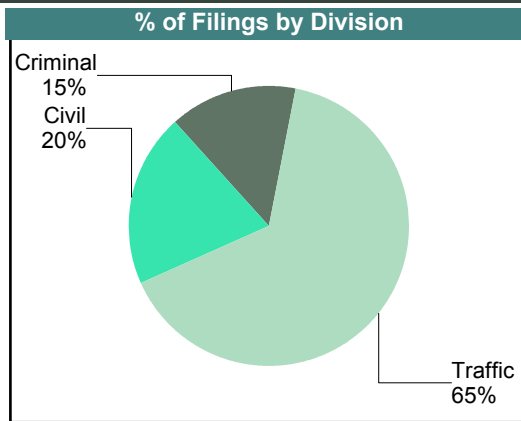
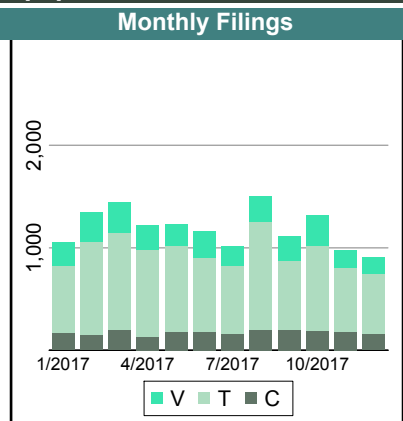
Court ID: 216047

<u>Criminal</u>		Filings	Hearings	Transactions	Concluded	Final Judgmt	Def Judgmt	Cont	Waived
Capias	CA	358	1,064	1,064	352	352	-	712	0
Civil Violation	CV	14	17	17	14	14	-	3	0
Felony	F	592	1,747	1,747	557	557	-	1,190	0
Misdemeanor	M	949	2,235	2,296	875	814	-	1,421	61
Show Cause	SC	208	832	832	225	225	-	607	0
Criminal Total		2,121	5,895	5,956	2,023	1,962	-	3,933	61

<u>Traffic</u>		Filings	Hearings	Transactions	Concluded	Final Judgmt	Def Judgmt	Cont	Waived
Capias	CA	81	261	261	102	102	-	159	0
Civil Violation	CV	17	37	37	16	16	-	21	0
Felony	F	47	138	138	41	41	-	97	0
Infraction	I	7,168	4,520	8,184	7,173	3,509	-	1,011	3,664
Misdemeanor	M	1,662	3,556	3,560	1,643	1,639	-	1,917	4
Restricted O/L	RL	11	11	11	11	11	-	-	0
Show Cause	SC	330	1,104	1,104	375	375	-	729	0
Traffic Total		9,316	9,627	13,295	9,361	5,693	-	3,934	3,668

<u>Civil</u>		Filings	Hearings	Transactions	Concluded	Final Judgmt	Def Judgmt	Cont	Waived
Abstract	AJ	19	0	19	19	-	-	-	19
Bond Forfeiture	BF	42	41	78	39	-	2	39	37
Capias	CA	1	0	2	2	-	-	-	2
Detinue	DT	185	208	286	186	8	100	100	78
Garnishment	GA	633	91	719	628	-	-	91	628
Impoundment	IM	40	0	40	40	-	-	-	40
Interrogatory	IN	58	48	110	62	-	-	48	62
Motion for Judgment	MJ	5	4	7	4	-	1	3	3
Overweight	OC	3	1	3	2	-	-	1	2
Other	OT	121	0	121	121	-	-	-	121
Protective Order	PO	48	13	60	47	-	-	13	47
Prelim Prot Order	PP	47	2	49	47	-	-	2	47
Petition-Restore Arms	PR	1	2	3	1	-	-	2	1
Show Cause	SC	26	12	42	30	-	-	12	30
Unlawful Detainer	UD	433	401	580	427	89	159	153	179
Warrant in Debt	WD	1,183	1,300	1,699	1,183	166	618	516	399
Civil Total		2,845	2,123	3,818	2,838	263	880	980	1,695

Culpeper Totals	14,282	17,645	23,069	14,222	7,918	880	8,847	5,424
------------------------	---------------	---------------	---------------	---------------	--------------	------------	--------------	--------------



CASELOAD STATISTICS OF THE GENERAL DISTRICT COURTS

January 2017 thru December 2017

Fluvanna

District: **16**

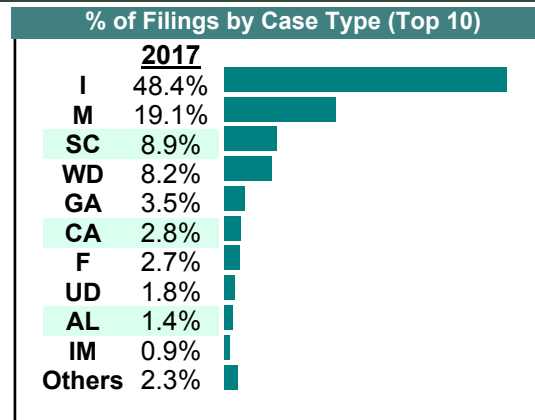
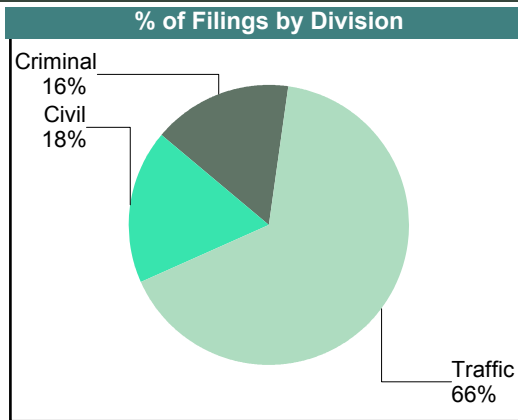
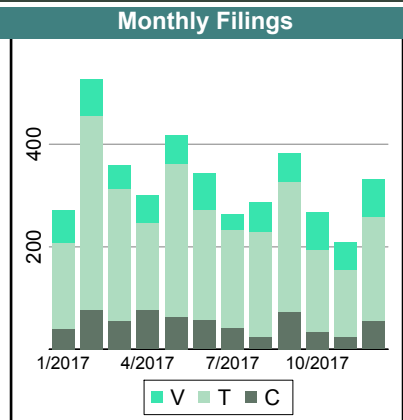
Court ID: **216065**

<u>Criminal</u>		Filings	Hearings	Transactions	Concluded	Final Judgmt	Def Judgmt	Cont	Waived
Capias	CA	40	131	131	45	45	-	86	0
Civil Violation	CV	13	43	43	16	16	-	27	0
Felony	F	100	383	383	142	142	-	241	0
Misdemeanor	M	320	807	824	333	316	-	487	17
Motion	MO	1	1	1	1	1	-	-	0
Show Cause	SC	154	273	273	155	155	-	115	0
Criminal Total		628	1,638	1,655	692	675	-	956	17

<u>Traffic</u>		Filings	Hearings	Transactions	Concluded	Final Judgmt	Def Judgmt	Cont	Waived
Capias	CA	70	202	202	75	75	-	127	0
Felony	F	8	32	32	10	10	-	22	0
Infraction	I	1,915	1,366	2,222	1,899	1,043	-	315	856
Misdemeanor	M	434	876	876	423	423	-	452	0
Show Cause	SC	195	268	268	180	180	-	75	0
Traffic Total		2,622	2,744	3,600	2,587	1,731	-	991	856

<u>Civil</u>		Filings	Hearings	Transactions	Concluded	Final Judgmt	Def Judgmt	Cont	Waived
Admin License	AL	56	1	56	55	-	-	-	55
Bond Forfeiture	BF	5	2	6	5	-	1	1	4
Detinue	DT	2	1	4	3	-	-	1	3
Garnishment	GA	139	30	160	130	-	-	25	130
Impoundment	IM	34	0	34	34	-	-	-	34
Interrogatory	IN	13	19	32	13	-	-	18	13
Motion for Judgment	MJ	5	4	10	6	-	-	4	6
Other	OT	18	1	19	18	-	-	1	18
Protective Order	PO	12	9	21	12	-	-	9	12
Prelim Prot Order	PP	17	10	26	16	-	-	10	16
Show Cause	SC	5	6	11	5	-	-	6	5
Tenants Assertion	TA	5	8	11	5	2	-	6	3
Unlawful Detainer	UD	73	67	90	73	22	28	17	23
Warrant in Debt	WD	324	417	535	323	30	175	210	118
Civil Total		708	575	1,015	698	54	204	308	440

Fluvanna Totals		3,958	4,957	6,270	3,977	2,460	204	2,255	1,313
------------------------	--	--------------	--------------	--------------	--------------	--------------	------------	--------------	--------------



CASELOAD STATISTICS OF THE GENERAL DISTRICT COURTS

January 2017 thru December 2017

Goochland

District: 16

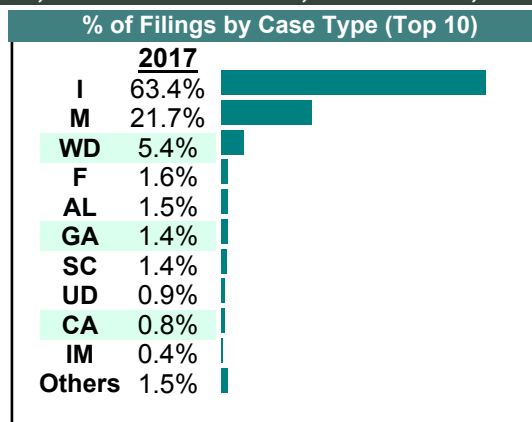
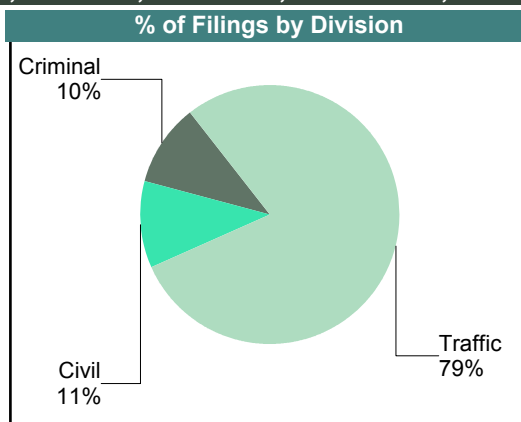
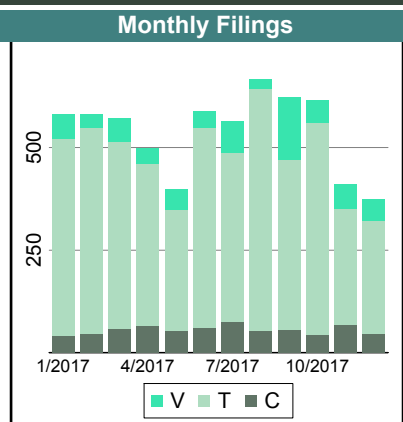
Court ID: 216075

<u>Criminal</u>		Filings	Hearings	Transactions	Concluded	Final Judgmt	Def Judgmt	Cont	Waived
Capias	CA	24	65	65	30	30	-	35	0
Civil Violation	CV	24	71	71	24	24	-	47	0
Felony	F	87	274	274	85	85	-	188	0
Misdemeanor	M	462	1,278	1,295	407	390	-	885	17
Show Cause	SC	71	195	195	65	65	-	129	0
Criminal Total		668	1,883	1,900	611	594	-	1,284	17

<u>Traffic</u>		Filings	Hearings	Transactions	Concluded	Final Judgmt	Def Judgmt	Cont	Waived
Capias	CA	25	76	76	25	25	-	51	0
Civil Violation	CV	2	3	3	2	2	-	1	0
Felony	F	15	40	40	14	14	-	26	0
Infraction	I	4,104	2,708	4,868	4,083	1,923	-	779	2,160
Misdemeanor	M	939	1,547	1,550	923	920	-	626	3
Restricted O/L	RL	1	1	1	0	-	-	-	0
Show Cause	SC	15	48	48	15	15	-	31	0
Traffic Total		5,101	4,423	6,586	5,062	2,899	-	1,514	2,163

<u>Civil</u>		Filings	Hearings	Transactions	Concluded	Final Judgmt	Def Judgmt	Cont	Waived
Admin License	AL	95	1	95	94	-	-	1	94
Capias	CA	1	1	2	1	-	-	1	1
Detinue	DT	7	7	12	6	1	-	6	5
Garnishment	GA	92	22	116	94	-	-	22	94
Impoundment	IM	29	0	29	29	-	-	-	29
Interrogatory	IN	10	9	19	10	-	-	9	10
Motion for Judgment	MJ	3	4	6	2	-	-	4	2
Overweight	OC	27	11	38	27	-	-	11	27
Other	OT	8	4	11	7	-	-	4	7
Protective Order	PO	6	0	7	7	-	-	-	7
Prelim Prot Order	PP	6	0	7	7	-	-	-	7
Restricted O/L	RL	1	0	1	1	-	-	-	1
Show Cause	SC	5	2	9	7	-	-	2	7
Unlawful Detainer	UD	60	40	72	61	14	15	11	32
Warrant in Debt	WD	352	292	472	347	25	142	125	180
Civil Total		702	393	896	700	40	157	196	503

Goochland Totals		6,471	6,699	9,382	6,373	3,533	157	2,994	2,683
-------------------------	--	--------------	--------------	--------------	--------------	--------------	------------	--------------	--------------



CASELOAD STATISTICS OF THE GENERAL DISTRICT COURTS

January 2017 thru December 2017

Greene

District: 16

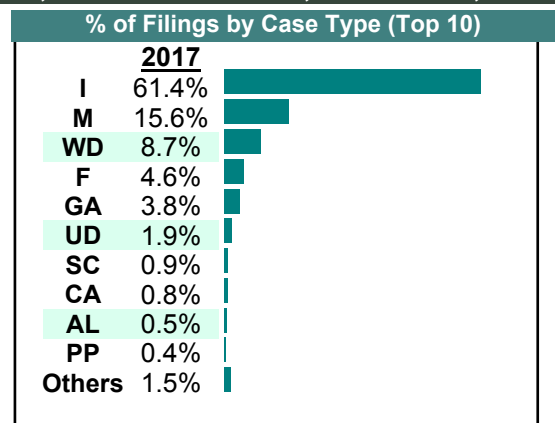
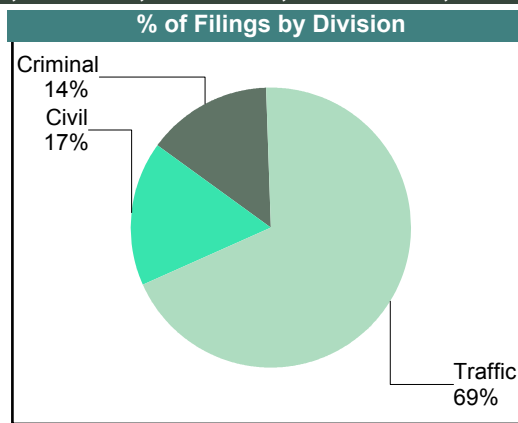
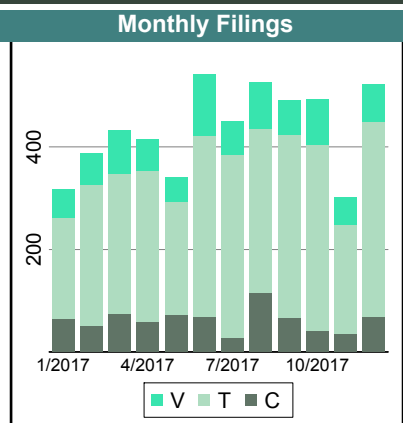
Court ID: 216079

<u>Criminal</u>		Filings	Hearings	Transactions	Concluded	Final Judgmt	Def Judgmt	Cont	Waived
Capias	CA	16	40	40	19	19	-	21	0
Civil Violation	CV	10	20	20	10	10	-	10	0
Felony	F	229	577	577	240	240	-	337	0
Misdemeanor	M	458	875	893	477	459	-	416	18
Show Cause	SC	30	55	55	31	31	-	24	0
Criminal Total		743	1,567	1,585	777	759	-	808	18

<u>Traffic</u>		Filings	Hearings	Transactions	Concluded	Final Judgmt	Def Judgmt	Cont	Waived
Capias	CA	25	64	64	34	34	-	30	0
Civil Violation	CV	2	3	3	3	3	-	-	0
Felony	F	10	27	27	13	13	-	14	0
Infraction	I	3,203	1,970	3,670	3,155	1,455	-	515	1,700
Misdemeanor	M	353	778	779	388	387	-	391	1
Restricted O/L	RL	1	1	1	1	1	-	-	0
Show Cause	SC	4	9	9	5	5	-	4	0
Traffic Total		3,598	2,852	4,553	3,599	1,898	-	954	1,701

<u>Civil</u>		Filings	Hearings	Transactions	Concluded	Final Judgmt	Def Judgmt	Cont	Waived
Abstract	AJ	1	0	1	1	-	-	-	1
Admin License	AL	28	0	28	28	-	-	-	28
Bond Forfeiture	BF	2	3	5	2	-	-	3	2
Capias	CA	1	3	3	0	-	-	3	0
Counter Claim	CC	1	0	1	1	-	-	-	1
Detinue	DT	3	2	4	3	-	1	1	2
Garnishment	GA	196	5	201	196	-	-	5	196
Impoundment	IM	15	0	15	15	-	-	-	15
Interrogatory	IN	17	24	41	17	-	-	24	17
Motion for Judgment	MJ	5	8	11	3	-	-	8	3
Overweight	OC	1	0	1	1	-	-	-	1
Other	OT	11	0	11	11	-	-	-	11
Protective Order	PO	10	4	15	11	-	-	4	11
Prelim Prot Order	PP	19	2	21	19	-	-	2	19
Show Cause	SC	13	14	26	12	-	-	14	12
Unlawful Detainer	UD	98	86	125	97	23	35	28	39
Warrant in Debt	WD	453	451	609	454	55	241	155	158
Civil Total		874	602	1,118	871	78	277	247	516

Greene Totals	5,215	5,021	7,256	5,247	2,735	277	2,009	2,235
----------------------	--------------	--------------	--------------	--------------	--------------	------------	--------------	--------------



CASELOAD STATISTICS OF THE GENERAL DISTRICT COURTS

January 2017 thru December 2017

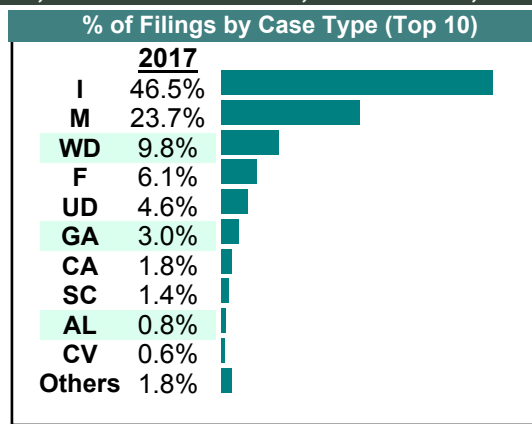
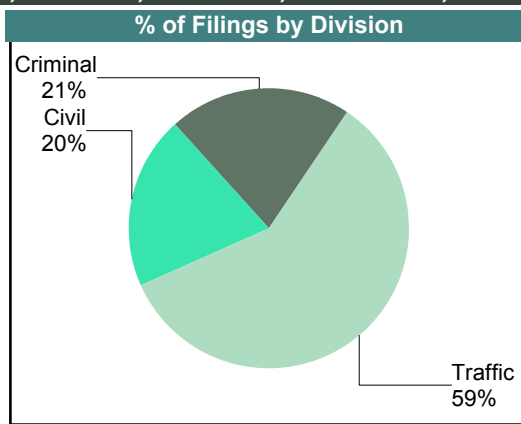
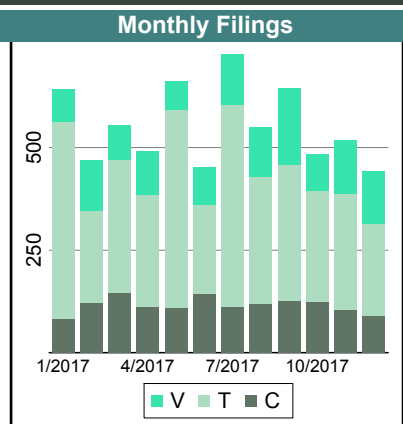
Louisa
District: 16
Court ID: 216109

<u>Criminal</u>		Filings	Hearings	Transactions	Concluded	Final Judgmt	Def Judgmt	Cont	Waived
Capias	CA	87	266	266	92	92	-	174	0
Civil Violation	CV	39	81	81	42	42	-	39	0
Felony	F	391	1,177	1,177	380	380	-	797	0
Misdemeanor	M	809	1,721	1,801	754	674	-	1,047	80
Motion	MO	4	4	4	4	4	-	-	0
Show Cause	SC	66	164	164	57	57	-	107	0
Criminal Total		1,396	3,413	3,493	1,329	1,249	-	2,164	80

<u>Traffic</u>		Filings	Hearings	Transactions	Concluded	Final Judgmt	Def Judgmt	Cont	Waived
Capias	CA	34	107	107	37	37	-	70	0
Felony	F	13	56	56	14	14	-	42	0
Infraction	I	3,083	2,100	3,612	3,071	1,559	-	541	1,512
Misdemeanor	M	763	1,319	1,319	772	772	-	547	0
Show Cause	SC	14	37	37	14	14	-	23	0
Traffic Total		3,907	3,619	5,131	3,908	2,396	-	1,223	1,512

<u>Civil</u>		Filings	Hearings	Transactions	Concluded	Final Judgmt	Def Judgmt	Cont	Waived
Abstract	AJ	12	0	12	12	-	-	-	12
Admin License	AL	51	0	51	51	-	-	-	51
Capias	CA	1	0	1	1	-	-	-	1
Counter Claim	CC	4	3	7	4	-	-	3	4
Detinue	DT	12	17	22	9	2	2	13	5
Garnishment	GA	199	38	236	198	-	-	38	198
Impoundment	IM	18	0	18	18	-	-	-	18
Interrogatory	IN	14	10	24	14	-	-	10	14
Motion for Judgment	MJ	9	9	14	9	-	4	5	5
Other	OT	6	1	7	6	-	-	1	6
Protective Order	PO	12	9	21	12	-	-	9	12
Prelim Prot Order	PP	29	9	38	29	-	-	9	29
Show Cause	SC	10	2	12	10	-	-	2	10
Tenants Assertion	TA	1	2	3	1	-	-	2	1
Unlawful Detainer	UD	303	211	391	299	53	66	92	180
Warrant in Debt	WD	649	679	896	633	53	363	263	217
Civil Total		1,330	990	1,753	1,306	108	435	447	763

Louisa Totals		6,633	8,022	10,377	6,543	3,753	435	3,834	2,355
----------------------	--	--------------	--------------	---------------	--------------	--------------	------------	--------------	--------------



CASELOAD STATISTICS OF THE GENERAL DISTRICT COURTS

January 2017 thru December 2017

Madison

District: 16

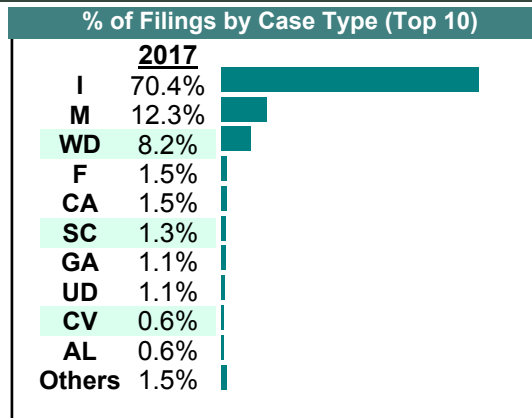
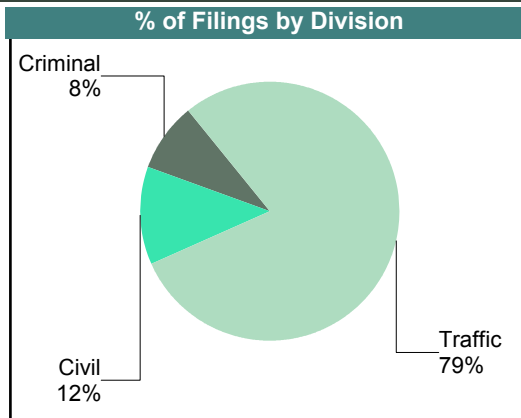
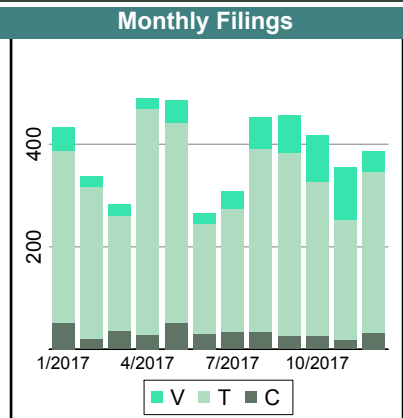
Court ID: 216113

Criminal		Filings	Hearings	Transactions	Concluded	Final Judgmt	Def Judgmt	Cont	Waived
Capias	CA	26	70	70	26	26	-	44	0
Civil Violation	CV	28	33	44	29	18	-	15	11
Felony	F	62	165	165	58	58	-	107	0
Misdemeanor	M	246	578	593	232	217	-	361	15
Show Cause	SC	32	84	84	35	35	-	49	0
Criminal Total		394	930	956	380	354	-	576	26

Traffic		Filings	Hearings	Transactions	Concluded	Final Judgmt	Def Judgmt	Cont	Waived
Capias	CA	44	128	128	49	49	-	79	0
Civil Violation	CV	1	1	1	1	1	-	-	0
Felony	F	9	23	23	8	8	-	15	0
Infraction	I	3,287	1,624	3,724	3,276	1,176	-	448	2,100
Misdemeanor	M	328	761	762	329	328	-	433	1
Restricted O/L	RL	5	5	5	5	5	-	-	0
Show Cause	SC	27	68	68	26	26	-	42	0
Traffic Total		3,701	2,610	4,711	3,694	1,593	-	1,017	2,101

Civil		Filings	Hearings	Transactions	Concluded	Final Judgmt	Def Judgmt	Cont	Waived
Abstract	AJ	4	0	4	4	-	-	-	4
Admin License	AL	27	2	29	27	-	-	2	27
Bond Forfeiture	BF	1	1	1	0	-	-	1	0
Detinue	DT	0	3	3	1	1	-	2	0
Garnishment	GA	51	19	67	48	-	-	19	48
Impoundment	IM	18	0	18	18	-	-	-	18
Interrogatory	IN	1	0	2	2	-	-	-	2
Other	OT	12	3	15	12	-	-	3	12
Protective Order	PO	13	2	13	11	-	-	2	11
Prelim Prot Order	PP	14	22	34	12	-	-	22	12
Show Cause	SC	1	0	1	1	-	-	-	1
Unlawful Detainer	UD	50	53	67	48	23	11	19	14
Warrant in Debt	WD	381	360	478	338	29	191	140	118
Civil Total		573	465	732	522	53	202	210	267

Madison Totals		4,668	4,005	6,399	4,596	2,000	202	1,803	2,394
-----------------------	--	--------------	--------------	--------------	--------------	--------------	------------	--------------	--------------



CASELOAD STATISTICS OF THE GENERAL DISTRICT COURTS

January 2017 thru December 2017

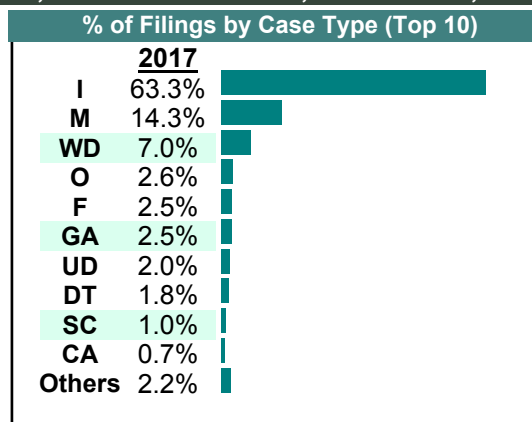
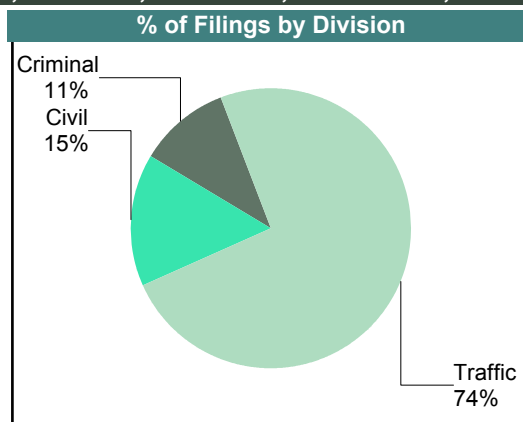
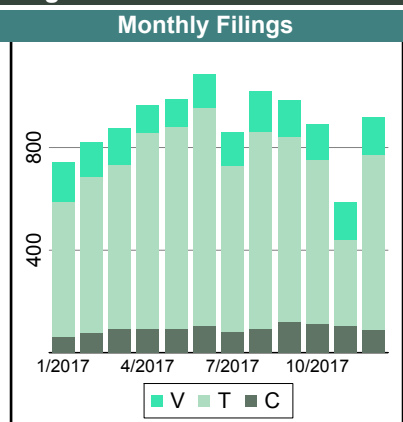
Orange
District: 16
Court ID: 216137

<u>Criminal</u>		Filings	Hearings	Transactions	Concluded	Final Judgmt	Def Judgmt	Cont	Waived
Capias	CA	44	132	132	33	33	-	99	0
Civil Violation	CV	32	81	81	33	33	-	48	0
Felony	F	247	838	838	240	240	-	598	0
Misdemeanor	M	743	1,871	1,897	694	668	-	1,203	26
Show Cause	SC	62	142	142	57	57	-	85	0
Criminal Total		1,128	3,064	3,090	1,057	1,031	-	2,033	26

<u>Traffic</u>		Filings	Hearings	Transactions	Concluded	Final Judgmt	Def Judgmt	Cont	Waived
Capias	CA	36	117	117	38	38	-	79	0
Civil Violation	CV	4	9	9	5	5	-	4	0
Felony	F	20	60	60	18	18	-	42	0
Infraction	I	6,793	4,327	7,994	6,787	3,120	-	1,207	3,667
Misdemeanor	M	796	1,501	1,502	807	806	-	695	1
Other	O	283	163	346	277	94	-	69	183
Show Cause	SC	30	91	91	34	34	-	57	0
Traffic Total		7,962	6,268	10,119	7,966	4,115	-	2,153	3,851

<u>Civil</u>		Filings	Hearings	Transactions	Concluded	Final Judgmt	Def Judgmt	Cont	Waived
Abstract	AJ	10	0	10	10	-	-	-	10
Admin License	AL	74	0	74	74	-	-	-	74
Counter Claim	CC	4	1	5	4	-	-	1	4
Detinue	DT	193	220	309	198	10	99	111	89
Garnishment	GA	265	52	311	259	-	-	52	259
Impoundment	IM	29	0	29	29	-	-	-	29
Interrogatory	IN	21	10	36	26	-	-	10	26
Other	OT	6	10	13	7	4	-	6	3
Protective Order	PO	26	14	36	27	5	-	9	22
Prelim Prot Order	PP	31	30	56	32	6	-	24	26
Restricted O/L	RL	1	0	1	1	-	-	-	1
Show Cause	SC	12	2	13	11	-	-	2	11
Tenants Assertion	TA	2	3	5	2	-	-	3	2
Unlawful Detainer	UD	210	197	299	216	55	59	83	102
Warrant in Debt	WD	753	797	1,062	733	48	420	329	265
Civil Total		1,637	1,336	2,259	1,629	128	578	630	923

Orange Totals		10,727	10,668	15,468	10,652	5,274	578	4,816	4,800
----------------------	--	---------------	---------------	---------------	---------------	--------------	------------	--------------	--------------



Filings by Court & Division

	Albemarle	Charlottes ville	Culpeper	Fluvanna	Goochlan d	Greene	Louisa	Madison	Orange	Total	
C	Misdemeanor	1,509 21%	1,764 24%	949 13%	320 4%	462 6%	458 6%	809 11%	246 3%	743 10%	7,260
	Felony	772 25%	600 19%	592 19%	100 3%	87 3%	229 7%	391 13%	62 2%	247 8%	3,080
	Capias	133 14%	223 23%	358 38%	40 4%	24 3%	16 2%	87 9%	26 3%	44 5%	951
	Show Cause	176 19%	135 14%	208 22%	154 16%	71 8%	30 3%	66 7%	32 3%	62 7%	934
	Civil Violation	32 14%	40 17%	14 6%	13 6%	24 10%	10 4%	39 17%	28 12%	32 14%	232
	Motion	- 0%	- 0%	- 0%	1 20%	- 0%	- 0%	4 80%	- 0%	- 0%	5
	Total	2,622 21%	2,762 22%	2,121 17%	628 5%	668 5%	743 6%	1,396 11%	394 3%	1,128 9%	12,462
T	Infraction	13,335 27%	5,768 12%	7,168 15%	1,915 4%	4,104 8%	3,203 7%	3,083 6%	3,287 7%	6,793 14%	48,656
	Misdemeanor	1,966 23%	1,346 16%	1,662 19%	434 5%	939 11%	353 4%	763 9%	328 4%	796 9%	8,587
	Show Cause	20 3%	72 10%	330 47%	195 28%	15 2%	4 1%	14 2%	27 4%	30 4%	707
	Capias	102 16%	202 33%	81 13%	70 11%	25 4%	25 4%	34 5%	44 7%	36 6%	619
	Other	- 0%	11 4%	- 0%	- 0%	- 0%	- 0%	- 0%	- 0%	283 96%	294
	Felony	47 24%	29 15%	47 24%	8 4%	15 8%	10 5%	13 7%	9 5%	20 10%	198
	Civil Violation	- 0%	1 4%	17 63%	- 0%	2 7%	2 7%	- 0%	1 4%	4 15%	27
	Restricted O/L	- 0%	- 0%	11 61%	- 0%	1 6%	1 6%	- 0%	5 28%	- 0%	18
Total	15,470 26%	7,429 13%	9,316 16%	2,622 4%	5,101 9%	3,598 6%	3,907 7%	3,701 6%	7,962 13%	59,106	
V	Warrant in Debt	5,878 42%	4,071 29%	1,183 8%	324 2%	352 3%	453 3%	649 5%	381 3%	753 5%	14,044
	Garnishment	2,786 42%	2,250 34%	633 10%	139 2%	92 1%	196 3%	199 3%	51 1%	265 4%	6,611
	Unlawful Detainer	1,278 42%	565 18%	433 14%	73 2%	60 2%	98 3%	303 10%	50 2%	210 7%	3,070
	Detinue	146 26%	7 1%	185 33%	2 0%	7 1%	3 1%	12 2%	- 0%	193 35%	555
	Admin License	119 22%	93 17%	- 0%	56 10%	95 17%	28 5%	51 9%	27 5%	74 14%	543
	Interrogatory	132 35%	111 29%	58 15%	13 3%	10 3%	17 5%	14 4%	1 0%	21 6%	377
	Other	120 32%	68 18%	121 33%	18 5%	8 2%	11 3%	6 2%	12 3%	6 2%	370

	Albemarle	Charlottes ville	Culpeper	Fluvanna	Goochlan d	Greene	Louisa	Madison	Orange	Total
V Prelim Prot Order	69	72	47	17	6	19	29	14	31	304
	23%	24%	15%	6%	2%	6%	10%	5%	10%	
Protective Order	20	69	48	12	6	10	12	13	26	216
	9%	32%	22%	6%	3%	5%	6%	6%	12%	
Impoundment	-	15	40	34	29	15	18	18	29	198
	0%	8%	20%	17%	15%	8%	9%	9%	15%	
Show Cause	4	54	26	5	5	13	10	1	12	130
	3%	42%	20%	4%	4%	10%	8%	1%	9%	
Abstract	39	8	19	-	-	1	12	4	10	93
	42%	9%	20%	0%	0%	1%	13%	4%	11%	
Bond Forfeiture	-	15	42	5	-	2	-	1	-	65
	0%	23%	65%	8%	0%	3%	0%	2%	0%	
Motion for Judgment	-	18	5	5	3	5	9	-	-	45
	0%	40%	11%	11%	7%	11%	20%	0%	0%	
Overweight	-	-	3	-	27	1	-	-	-	31
	0%	0%	10%	0%	87%	3%	0%	0%	0%	
Tenants Assertion	4	6	-	5	-	-	1	-	2	18
	22%	33%	0%	28%	0%	0%	6%	0%	11%	
Counter Claim	4	2	-	-	-	1	4	-	4	15
	27%	13%	0%	0%	0%	7%	27%	0%	27%	
Capias	-	4	1	-	1	1	1	-	-	8
	0%	50%	13%	0%	13%	13%	13%	0%	0%	
Zoning Viol	8	-	-	-	-	-	-	-	-	8
	100%	0%	0%	0%	0%	0%	0%	0%	0%	
Petition-Restore Arms	-	1	1	-	-	-	-	-	-	2
	0%	50%	50%	0%	0%	0%	0%	0%	0%	
Restricted O/L	-	-	-	-	1	-	-	-	1	2
	0%	0%	0%	0%	50%	0%	0%	0%	50%	
Third Party Claim	-	1	-	-	-	-	-	-	-	1
	0%	100%	0%	0%	0%	0%	0%	0%	0%	
Total	10,607	7,430	2,845	708	702	874	1,330	573	1,637	26,706
	40%	28%	11%	3%	3%	3%	5%	2%	6%	
Total	28,699	17,621	14,282	3,958	6,471	5,215	6,633	4,668	10,727	98,274
	29%	18%	15%	4%	7%	5%	7%	5%	11%	

CASELOAD STATISTICS OF THE GENERAL DISTRICT COURTS

January 2017 thru December 2017

Arlington

District: 17

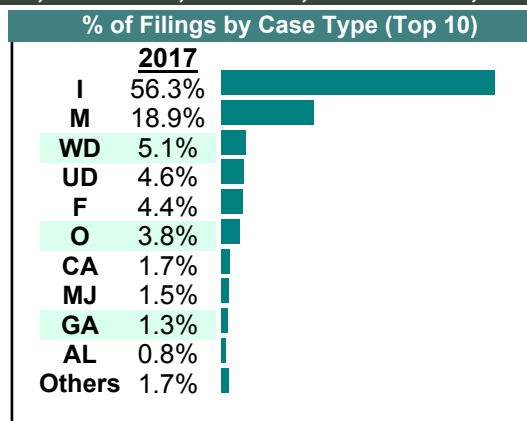
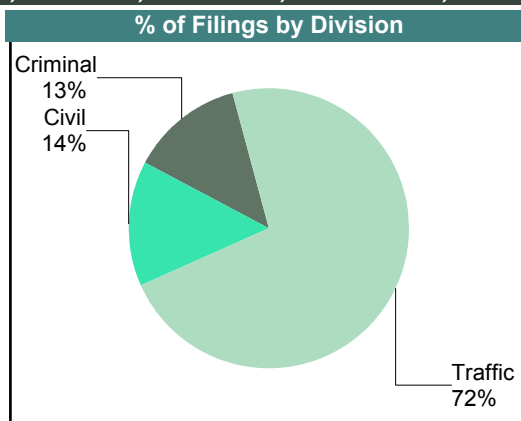
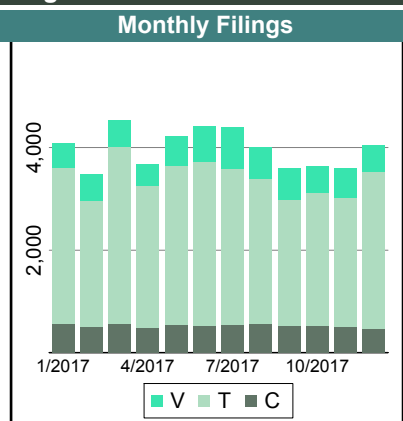
Court ID: 217013

Criminal		Filings	Hearings	Transactions	Concluded	Final Judgmt	Def Judgmt	Cont	Waived
Capias	CA	461	1,614	1,614	506	506	-	1,102	0
Civil Violation	CV	5	19	19	7	7	-	12	0
Felony	F	1,984	7,333	7,827	2,084	1,590	-	5,738	494
Misdemeanor	M	3,731	11,020	11,185	4,017	3,852	-	7,151	165
Show Cause	SC	101	351	351	129	129	-	220	0
Criminal Total		6,282	20,337	20,996	6,743	6,084	-	14,223	659

Traffic		Filings	Hearings	Transactions	Concluded	Final Judgmt	Def Judgmt	Cont	Waived
Capias	CA	341	1,122	1,122	379	379	-	737	0
Civil Violation	CV	126	478	478	132	132	-	346	0
Felony	F	101	398	417	98	79	-	319	19
Infraction	I	26,836	18,155	30,787	26,990	14,358	-	3,788	12,632
Misdemeanor	M	5,300	10,951	10,955	5,620	5,616	-	5,326	4
Other	O	1,791	2,261	2,278	1,788	1,771	-	487	17
Show Cause	SC	55	231	231	71	71	-	159	0
Traffic Total		34,550	33,596	46,268	35,078	22,406	-	11,162	12,672

Civil		Filings	Hearings	Transactions	Concluded	Final Judgmt	Def Judgmt	Cont	Waived
Admin License	AL	405	0	405	405	-	-	-	405
Bond Forfeiture	BF	79	138	183	75	13	17	100	45
Capias	CA	3	5	9	4	-	-	5	4
Counter Claim	CC	16	26	42	21	5	-	21	16
Custody Relief	CR	1	4	4	1	1	-	3	0
Detinue	DT	8	11	15	7	2	1	8	4
Garnishment	GA	598	164	764	600	-	-	163	600
Interrogatory	IN	64	66	130	64	-	-	66	64
Motion for Judgment	MJ	731	693	937	731	2	485	205	244
Overweight	OC	42	12	53	41	-	-	9	41
Other	OT	71	25	82	62	-	5	12	57
Protective Order	PO	69	99	175	76	-	-	97	76
Prelim Prot Order	PP	89	137	225	88	-	-	134	88
Show Cause	SC	57	32	81	55	2	4	25	49
Tenants Assertion	TA	3	5	7	3	1	-	4	2
Third Party Claim	TH	2	1	3	3	1	-	-	2
Unlawful Detainer	UD	2,202	1,382	2,756	2,194	221	599	561	1,374
Warrant in Debt	WD	2,409	3,059	4,054	2,376	237	1,144	1,674	995
Civil Total		6,849	5,859	9,925	6,806	485	2,255	3,087	4,066

Arlington Totals	47,681	59,792	77,189	48,627	28,975	2,255	28,472	17,397
-------------------------	---------------	---------------	---------------	---------------	---------------	--------------	---------------	---------------



CASELOAD STATISTICS OF THE GENERAL DISTRICT COURTS

January 2017 thru December 2017

Falls Church

District: 17

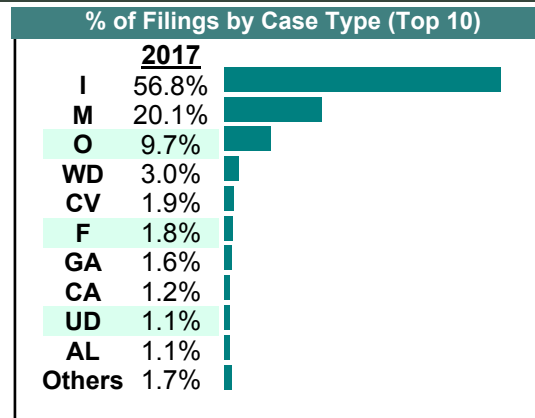
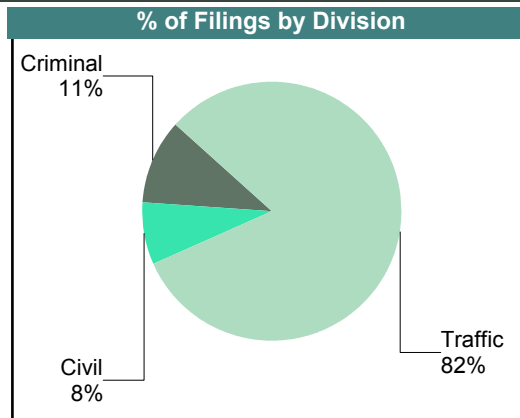
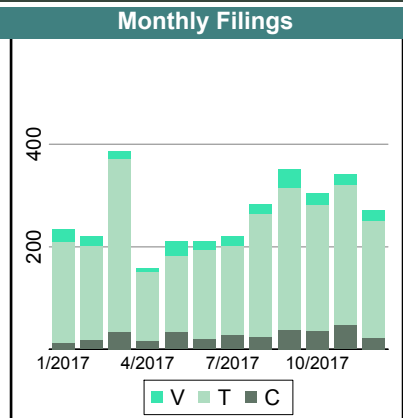
Court ID: 217610

<u>Criminal</u>		<u>Filings</u>	<u>Hearings</u>	<u>Transactions</u>	<u>Concluded</u>	<u>Final Judgmt</u>	<u>Def Judgmt</u>	<u>Cont</u>	<u>Waived</u>
Capias	CA	19	51	51	23	23	-	28	0
Civil Violation	CV	50	52	52	49	49	-	3	0
Felony	F	55	97	105	50	42	-	55	8
Misdemeanor	M	211	391	401	194	184	-	206	10
Show Cause	SC	5	13	13	5	5	-	8	0
Criminal Total		340	604	622	321	303	-	300	18

<u>Traffic</u>		<u>Filings</u>	<u>Hearings</u>	<u>Transactions</u>	<u>Concluded</u>	<u>Final Judgmt</u>	<u>Def Judgmt</u>	<u>Cont</u>	<u>Waived</u>
Capias	CA	18	72	72	35	35	-	37	0
Civil Violation	CV	11	31	31	13	13	-	18	0
Felony	F	2	3	4	2	1	-	2	1
Infraction	I	1,810	1,195	2,063	1,838	970	-	221	868
Misdemeanor	M	429	763	763	431	431	-	331	0
Motion	MO	11	11	11	11	11	-	-	0
Other	O	308	317	320	308	305	-	12	3
Show Cause	SC	9	27	27	10	10	-	17	0
Traffic Total		2,598	2,419	3,291	2,648	1,776	-	638	872

<u>Civil</u>		<u>Filings</u>	<u>Hearings</u>	<u>Transactions</u>	<u>Concluded</u>	<u>Final Judgmt</u>	<u>Def Judgmt</u>	<u>Cont</u>	<u>Waived</u>
Admin License	AL	35	0	35	35	-	-	-	35
Bond Forfeiture	BF	2	4	6	3	1	-	3	2
Capias	CA	1	0	1	1	-	-	-	1
Garnishment	GA	51	12	61	49	-	-	11	49
Impoundment	IM	15	3	18	15	-	-	3	15
Interrogatory	IN	4	4	9	5	-	-	4	5
Other	OT	1	0	1	1	-	-	-	1
Protective Order	PO	2	2	3	1	-	-	2	1
Prelim Prot Order	PP	2	1	2	1	-	-	-	1
Show Cause	SC	2	1	2	1	-	-	1	1
Unlawful Detainer	UD	36	29	46	34	17	-	12	17
Warrant in Debt	WD	97	105	146	82	26	15	64	41
Civil Total		248	161	330	228	44	15	100	169

Falls Church Totals	Filings	Hearings	Transactions	Concluded	Final Judgmt	Def Judgmt	Cont	Waived
	3,186	3,184	4,243	3,197	2,123	15	1,038	1,059



Filings by Court & Division

	<u>Arlington</u>		<u>Falls Church</u>		<u>Total</u>
C Misdemeanor	3,731	95%	211	5%	3,942
Felony	1,984	97%	55	3%	2,039
Capias	461	96%	19	4%	480
Show Cause	101	95%	5	5%	106
Civil Violation	5	9%	50	91%	55
Total	6,282	95%	340	5%	6,622
T Infraction	26,836	94%	1,810	6%	28,646
Misdemeanor	5,300	93%	429	7%	5,729
Other	1,791	85%	308	15%	2,099
Capias	341	95%	18	5%	359
Civil Violation	126	92%	11	8%	137
Felony	101	98%	2	2%	103
Show Cause	55	86%	9	14%	64
Motion	-	0%	11	100%	11
Total	34,550	93%	2,598	7%	37,148
V Warrant in Debt	2,409	96%	97	4%	2,506
Unlawful Detainer	2,202	98%	36	2%	2,238
Motion for Judgment	731	100%	-	0%	731
Garnishment	598	92%	51	8%	649
Admin License	405	92%	35	8%	440
Prelim Prot Order	89	98%	2	2%	91
Bond Forfeiture	79	98%	2	2%	81
Other	71	99%	1	1%	72
Protective Order	69	97%	2	3%	71
Interrogatory	64	94%	4	6%	68
Show Cause	57	97%	2	3%	59
Overweight	42	100%	-	0%	42
Counter Claim	16	100%	-	0%	16
Impoundment	-	0%	15	100%	15
Detinue	8	100%	-	0%	8
Capias	3	75%	1	25%	4
Tenants Assertion	3	100%	-	0%	3
Third Party Claim	2	100%	-	0%	2
Custody Relief	1	100%	-	0%	1
Total	6,849	97%	248	3%	7,097
Total	47,681	94%	3,186	6%	50,867

CASELOAD STATISTICS OF THE GENERAL DISTRICT COURTS

January 2017 thru December 2017

Alexandria

District: 18

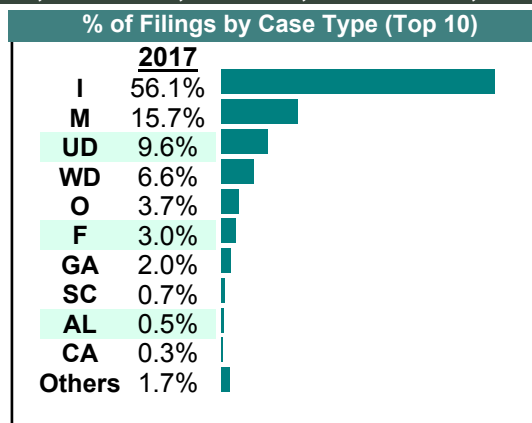
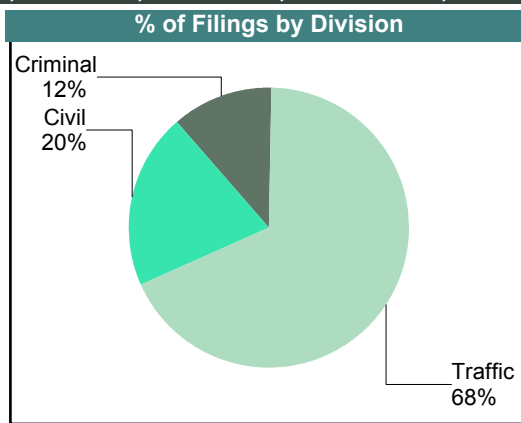
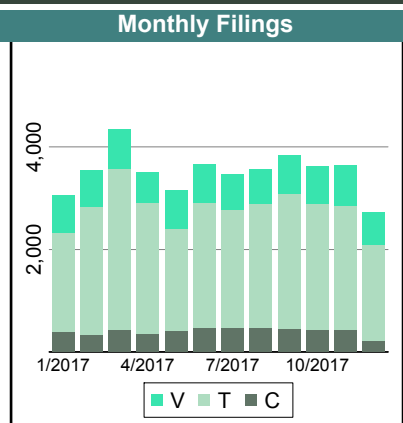
Court ID: 218510

<u>Criminal</u>		Filings	Hearings	Transactions	Concluded	Final Judgmt	Def Judgmt	Cont	Waived
Capias	CA	79	232	232	88	88	-	144	0
Civil Violation	CV	8	17	17	8	8	-	9	0
Felony	F	1,172	3,678	3,678	1,149	1,149	-	2,526	0
Misdemeanor	M	3,003	7,948	8,095	2,812	2,665	-	5,280	147
Other	O	457	414	550	478	342	-	72	136
Show Cause	SC	147	240	240	138	138	-	100	0
Criminal Total		4,866	12,529	12,812	4,673	4,390	-	8,131	283

<u>Traffic</u>		Filings	Hearings	Transactions	Concluded	Final Judgmt	Def Judgmt	Cont	Waived
Capias	CA	63	239	239	82	82	-	157	0
Civil Violation	CV	52	219	219	54	54	-	165	0
Felony	F	80	309	309	70	70	-	239	0
Infraction	I	23,645	20,970	31,165	23,409	13,214	-	7,747	10,195
Misdemeanor	M	3,602	10,905	10,906	3,422	3,421	-	7,484	1
Other	O	1,088	1,021	1,294	1,082	809	-	212	273
Show Cause	SC	137	332	332	130	130	-	201	0
Traffic Total		28,667	33,995	44,464	28,249	17,780	-	16,205	10,469

<u>Civil</u>		Filings	Hearings	Transactions	Concluded	Final Judgmt	Def Judgmt	Cont	Waived
Abstract	AJ	16	0	16	16	-	-	-	16
Admin License	AL	218	0	219	219	-	-	-	219
Attachment	AT	1	0	1	1	-	-	-	1
Bond Forfeiture	BF	79	96	152	59	-	3	91	56
Counter Claim	CC	33	28	60	34	1	1	26	32
Detinue	DT	13	9	19	13	-	3	6	10
Garnishment	GA	844	234	1,077	843	-	-	234	843
Interrogatory	IN	120	116	235	119	-	-	116	119
Motion for Judgment	MJ	56	117	152	66	-	31	86	35
Other	OT	91	124	170	96	4	46	74	46
Protective Order	PO	111	66	184	118	-	-	66	118
Prelim Prot Order	PP	128	6	135	129	-	-	6	129
Tenants Assertion	TA	16	20	37	17	-	-	20	17
Third Party Claim	TH	1	1	2	1	-	-	1	1
Unlawful Detainer	UD	4,054	2,477	4,955	4,076	403	1,195	879	2,478
Warrant in Debt	WD	2,797	3,136	4,466	2,825	240	1,255	1,641	1,330
Civil Total		8,578	6,430	11,880	8,632	648	2,534	3,246	5,450

Alexandria Totals		42,111	52,954	69,156	41,554	22,818	2,534	27,582	16,202
--------------------------	--	---------------	---------------	---------------	---------------	---------------	--------------	---------------	---------------



Filings by Court & Division

<u>Alexandria</u>			
C	Misdemeanor	3,003	7.1%
	Felony	1,172	2.8%
	Other	457	1.1%
	Show Cause	147	0.3%
	Capias	79	0.2%
	Civil Violation	8	0.0%
	Total	4,866	12%
T	Infraction	23,645	56.1%
	Misdemeanor	3,602	8.6%
	Other	1,088	2.6%
	Show Cause	137	0.3%
	Felony	80	0.2%
	Capias	63	0.1%
	Civil Violation	52	0.1%
	Total	28,667	68%
V	Unlawful Detainer	4,054	9.6%
	Warrant in Debt	2,797	6.6%
	Garnishment	844	2.0%
	Admin License	218	0.5%
	Prelim Prot Order	128	0.3%
	Interrogatory	120	0.3%
	Protective Order	111	0.3%
	Other	91	0.2%
	Bond Forfeiture	79	0.2%
	Motion for Judgment	56	0.1%
	Counter Claim	33	0.1%
	Abstract	16	0.0%
	Tenants Assertion	16	0.0%
	Detinue	13	0.0%
	Attachment	1	0.0%
	Third Party Claim	1	0.0%
Total	8,578	20%	
Total	42,111	100%	

CASELOAD STATISTICS OF THE GENERAL DISTRICT COURTS

January 2017 thru December 2017

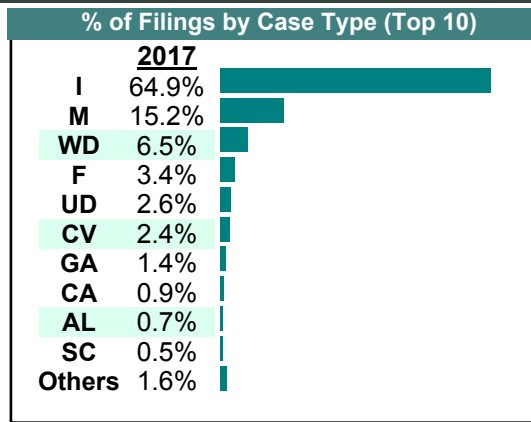
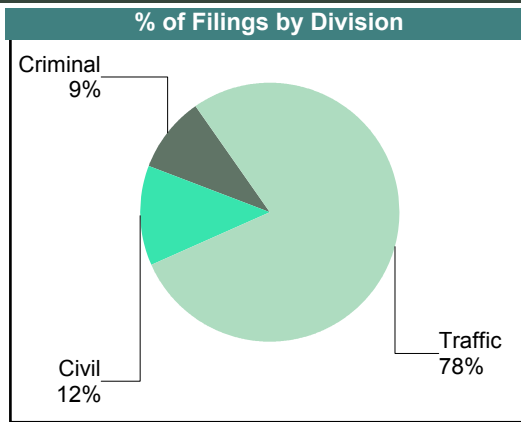
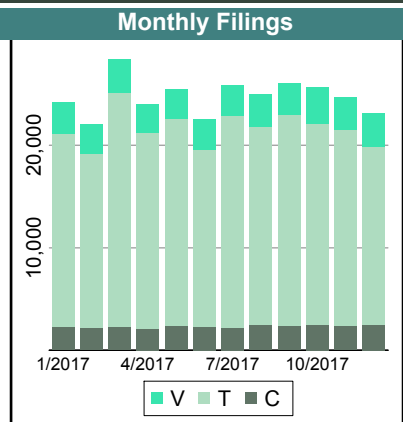
Fairfax
District: 19
Court ID: 219059

<u>Criminal</u>		Filings	Hearings	Transactions	Concluded	Final Judgmt	Def Judgmt	Cont	Waived
Capias	CA	1,257	4,000	4,000	1,352	1,352	-	2,647	0
Civil Violation	CV	80	114	119	81	76	-	38	5
Felony	F	9,728	41,948	41,948	10,383	10,383	-	31,565	0
Misdemeanor	M	16,208	38,387	39,071	16,152	15,468	-	22,919	684
Motion	MO	327	339	339	327	327	-	12	0
Show Cause	SC	471	942	942	421	421	-	521	0
Criminal Total		28,071	85,730	86,419	28,716	28,027	-	57,702	689

<u>Traffic</u>		Filings	Hearings	Transactions	Concluded	Final Judgmt	Def Judgmt	Cont	Waived
Capias	CA	1,411	3,655	3,655	1,439	1,439	-	2,216	0
Civil Violation	CV	6,911	9,139	9,179	7,050	7,010	-	2,128	40
Felony	F	448	1,955	1,955	468	468	-	1,486	0
Infraction	I	192,475	133,344	221,392	193,486	105,438	-	27,896	88,048
Misdemeanor	M	28,756	60,614	60,648	28,878	28,844	-	31,767	34
Motion	MO	887	938	938	885	885	-	51	0
Other	O	23	26	29	23	20	-	6	3
Restricted O/L	RL	121	126	127	121	120	-	6	1
Show Cause	SC	690	1,635	1,635	714	714	-	921	0
Traffic Total		231,722	211,432	299,558	233,064	144,938	-	66,477	88,126

<u>Civil</u>		Filings	Hearings	Transactions	Concluded	Final Judgmt	Def Judgmt	Cont	Waived
Abstract	AJ	144	0	145	145	-	-	-	145
Admin License	AL	2,093	42	2,120	2,078	-	-	25	2,078
Bond Forfeiture	BF	520	645	1,007	424	62	-	581	362
Capias	CA	27	13	43	30	-	-	13	30
Counter Claim	CC	181	208	327	184	60	5	143	119
Custody Relief	CR	7	4	15	12	1	-	3	11
Detinue	DT	112	102	179	106	11	18	73	77
Garnishment	GA	4,049	880	4,909	4,029	-	-	880	4,029
Impoundment	IM	564	18	581	563	-	-	17	563
Interrogatory	IN	789	773	1,590	817	-	-	773	817
Motion for Judgment	MJ	27	48	65	26	6	3	39	17
Overweight	OC	212	42	256	214	-	-	42	214
Other	OT	178	226	362	182	32	14	180	136
Protective Order	PO	191	83	270	187	-	-	83	187
Prelim Prot Order	PP	225	1	226	225	-	-	1	225
Petition-Restore Arms	PR	4	1	5	4	-	-	1	4
Show Cause	SC	370	205	585	397	10	7	188	380
Tenants Assertion	TA	41	73	99	41	14	1	58	26
Third Party Claim	TH	15	23	34	15	3	1	19	11
Unlawful Detainer	UD	7,819	5,594	10,263	7,804	778	2,357	2,459	4,669
Warrant in Debt	WD	19,347	20,729	30,032	19,409	1,556	8,550	10,623	9,303
Zoning Viol	ZO	39	52	81	42	-	13	39	29
Civil Total		36,954	29,762	53,194	36,934	2,533	10,969	16,240	23,432

Fairfax Totals	Filings	Hearings	Transactions	Concluded	Final Judgmt	Def Judgmt	Cont	Waived
	296,747	326,924	439,171	298,714	175,498	10,969	140,419	112,247



CASELOAD STATISTICS OF THE GENERAL DISTRICT COURTS

January 2017 thru December 2017

Fairfax City

District: 19

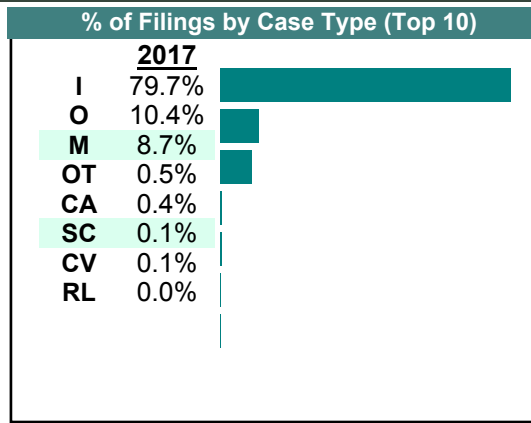
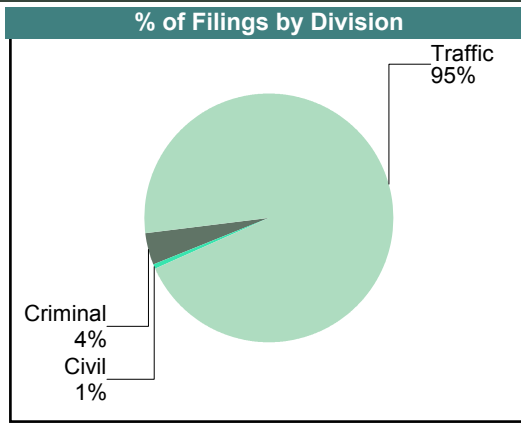
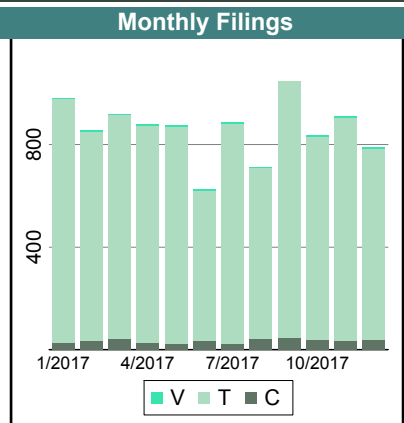
Court ID: 219600

Criminal		Filings	Hearings	Transactions	Concluded	Final Judgmt	Def Judgmt	Cont	Waived
Capias	CA	22	47	47	22	22	-	25	0
Civil Violation	CV	0	1	1	1	1	-	-	0
Misdemeanor	M	395	713	735	399	377	-	336	22
Show Cause	SC	2	11	11	5	5	-	6	0
Criminal Total		419	772	794	427	405	-	367	22

Traffic		Filings	Hearings	Transactions	Concluded	Final Judgmt	Def Judgmt	Cont	Waived
Capias	CA	18	65	65	25	25	-	40	0
Civil Violation	CV	10	30	30	13	13	-	17	0
Infraction	I	8,211	4,504	9,120	8,224	3,608	-	895	4,616
Misdemeanor	M	504	898	898	512	512	-	384	0
Other	O	1,074	599	1,193	1,078	484	-	115	594
Restricted O/L	RL	2	2	2	2	2	-	-	0
Show Cause	SC	13	35	35	9	9	-	26	0
Traffic Total		9,832	6,133	11,343	9,863	4,653	-	1,477	5,210

Civil		Filings	Hearings	Transactions	Concluded	Final Judgmt	Def Judgmt	Cont	Waived
Other	OT	55	0	55	55	-	-	-	55
Civil Total		55	0	55	55	0	-	0	55

Fairfax City Totals		Filings	Hearings	Transactions	Concluded	Final Judgmt	Def Judgmt	Cont	Waived
		10,306	6,905	12,192	10,345	5,058	0	1,844	5,287



Filings by Court & Division

	Fairfax		Fairfax City		Total
C Misdemeanor	16,208	98%	395	2%	16,603
Felony	9,728	100%	-	0%	9,728
Capias	1,257	98%	22	2%	1,279
Show Cause	471	100%	2	0%	473
Motion	327	100%	-	0%	327
Civil Violation	80	100%	-	0%	80
Total	28,071	99%	419	1%	28,490
T Infraction	192,475	96%	8,211	4%	200,686
Misdemeanor	28,756	98%	504	2%	29,260
Civil Violation	6,911	100%	10	0%	6,921
Capias	1,411	99%	18	1%	1,429
Other	23	2%	1,074	98%	1,097
Motion	887	100%	-	0%	887
Show Cause	690	98%	13	2%	703
Felony	448	100%	-	0%	448
Restricted O/L	121	98%	2	2%	123
Total	231,722	96%	9,832	4%	241,554
V Warrant in Debt	19,347	100%	-	0%	19,347
Unlawful Detainer	7,819	100%	-	0%	7,819
Garnishment	4,049	100%	-	0%	4,049
Admin License	2,093	100%	-	0%	2,093
Interrogatory	789	100%	-	0%	789
Impoundment	564	100%	-	0%	564
Bond Forfeiture	520	100%	-	0%	520
Show Cause	370	100%	-	0%	370
Other	178	76%	55	24%	233
Prelim Prot Order	225	100%	-	0%	225
Overweight	212	100%	-	0%	212
Protective Order	191	100%	-	0%	191
Counter Claim	181	100%	-	0%	181
Abstract	144	100%	-	0%	144
Detinue	112	100%	-	0%	112
Tenants Assertion	41	100%	-	0%	41
Zoning Viol	39	100%	-	0%	39
Capias	27	100%	-	0%	27
Motion for Judgment	27	100%	-	0%	27
Third Party Claim	15	100%	-	0%	15
Custody Relief	7	100%	-	0%	7
Petition-Restore Arms	4	100%	-	0%	4
Total	36,954	100%	55	0%	37,009
Total	296,747	97%	10,306	3%	307,053

CASELOAD STATISTICS OF THE GENERAL DISTRICT COURTS

January 2017 thru December 2017

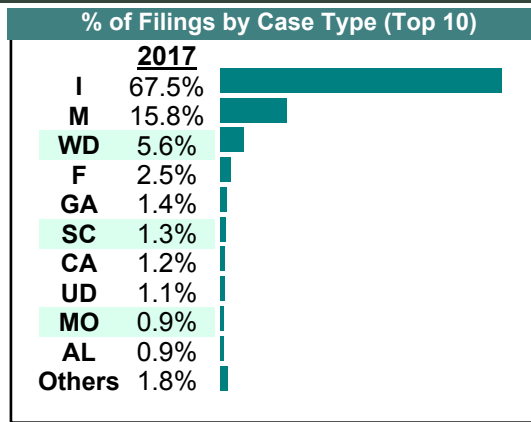
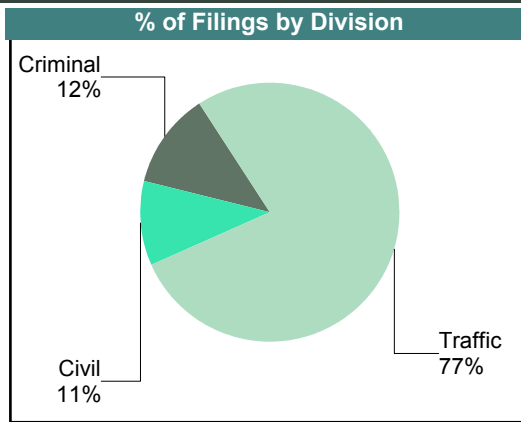
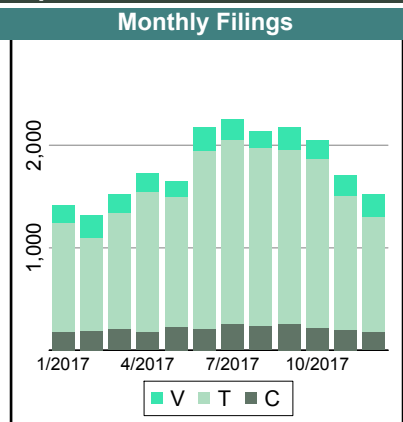
Fauquier
District: 20
Court ID: 220061

<u>Criminal</u>		Filings	Hearings	Transactions	Concluded	Final Judgmt	Def Judgmt	Cont	Waived
Capias	CA	158	556	556	163	163	-	387	0
Civil Violation	CV	83	182	182	74	74	-	107	0
Felony	F	492	1,472	1,612	435	295	-	1,169	140
Misdemeanor	M	1,481	3,521	3,647	1,373	1,247	-	2,251	126
Motion	MO	154	156	156	128	128	-	2	0
Show Cause	SC	213	502	502	199	199	-	295	0
Criminal Total		2,581	6,389	6,655	2,372	2,106	-	4,211	266

<u>Traffic</u>		Filings	Hearings	Transactions	Concluded	Final Judgmt	Def Judgmt	Cont	Waived
Capias	CA	89	277	277	74	74	-	202	0
Civil Violation	CV	1	3	3	1	1	-	2	0
Felony	F	43	122	142	37	17	-	105	20
Infraction	I	14,599	5,857	15,470	14,602	4,989	-	847	9,613
Misdemeanor	M	1,944	3,367	3,373	1,925	1,919	-	1,436	6
Motion	MO	46	48	48	38	38	-	2	0
Show Cause	SC	18	51	51	18	18	-	32	0
Traffic Total		16,740	9,725	19,364	16,695	7,056	-	2,626	9,639

<u>Civil</u>		Filings	Hearings	Transactions	Concluded	Final Judgmt	Def Judgmt	Cont	Waived
Abstract	AJ	21	0	21	21	-	-	-	21
Admin License	AL	191	51	192	141	-	-	1	141
Bond Forfeiture	BF	8	6	10	4	-	-	2	4
Capias	CA	2	3	4	1	-	-	3	1
Counter Claim	CC	10	7	12	9	4	-	3	5
Detinue	DT	10	15	19	10	2	4	9	4
Garnishment	GA	306	29	335	306	-	-	28	306
Impoundment	IM	24	10	28	18	-	-	1	18
Interrogatory	IN	133	118	239	121	-	-	115	121
Motion for Judgment	MJ	1	0	1	1	-	-	-	1
Overweight	OC	6	4	8	4	-	-	2	4
Other	OT	16	7	18	11	-	-	2	11
Protective Order	PO	30	19	39	21	1	-	7	20
Prelim Prot Order	PP	36	3	38	35	-	-	2	35
Show Cause	SC	46	33	64	33	1	1	30	31
Tenants Assertion	TA	2	3	4	1	-	-	3	1
Unlawful Detainer	UD	240	242	348	240	80	54	108	106
Warrant in Debt	WD	1,217	1,196	1,687	1,215	115	609	470	491
Civil Total		2,299	1,746	3,067	2,192	203	668	786	1,321

Fauquier Totals	21,620	17,860	29,086	21,259	9,365	668	7,623	11,226
------------------------	---------------	---------------	---------------	---------------	--------------	------------	--------------	---------------



CASELOAD STATISTICS OF THE GENERAL DISTRICT COURTS

January 2017 thru December 2017

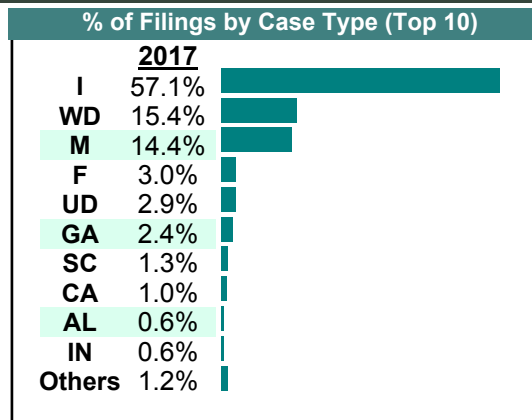
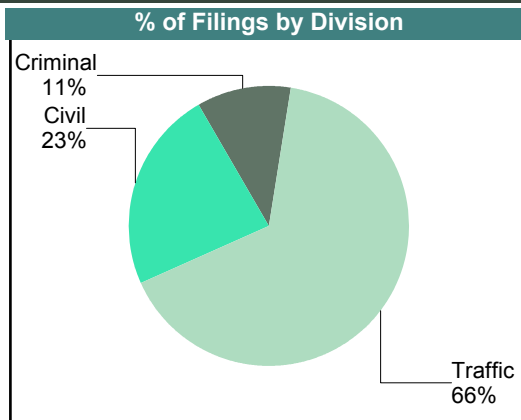
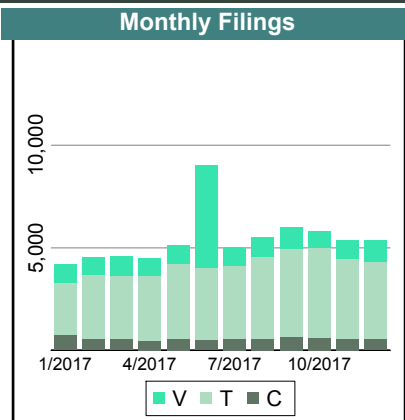
Loudoun
District: **20**
Court ID: **220107**

Criminal		Filings	Hearings	Transactions	Concluded	Final Judgmt	Def Judgmt	Cont	Waived
Capias	CA	543	1,933	1,933	479	479	-	1,454	0
Civil Violation	CV	133	440	440	144	144	-	296	0
Felony	F	1,887	7,702	8,169	1,832	1,365	-	6,337	467
Misdemeanor	M	3,906	10,690	11,025	3,863	3,528	-	7,161	335
Show Cause	SC	560	1,456	1,456	584	584	-	872	0
Criminal Total		7,029	22,221	23,023	6,902	6,100	-	16,120	802

Traffic		Filings	Hearings	Transactions	Concluded	Final Judgmt	Def Judgmt	Cont	Waived
Capias	CA	109	466	466	102	102	-	363	0
Civil Violation	CV	0	1	1	0	-	-	1	0
Felony	F	77	331	346	71	56	-	275	15
Infraction	I	37,117	19,487	40,650	37,110	15,947	-	3,540	21,163
Misdemeanor	M	5,463	8,599	8,645	5,336	5,290	-	3,307	46
Restricted O/L	RL	31	34	34	31	31	-	3	0
Show Cause	SC	76	174	174	84	84	-	90	0
Traffic Total		42,873	29,092	50,316	42,734	21,510	-	7,579	21,224

Civil		Filings	Hearings	Transactions	Concluded	Final Judgmt	Def Judgmt	Cont	Waived
Abstract	AJ	56	0	56	56	-	-	-	56
Admin License	AL	403	39	442	403	-	-	37	403
Bond Forfeiture	BF	44	59	88	43	-	14	45	29
Capias	CA	16	11	26	15	-	-	11	15
Counter Claim	CC	39	47	73	41	15	-	32	26
Custody Relief	CR	1	1	1	0	-	-	1	0
Detinue	DT	19	12	29	21	2	2	8	17
Garnishment	GA	1,564	434	1,984	1,550	-	-	432	1,550
Impoundment	IM	78	6	85	79	-	-	6	79
Interrogatory	IN	363	495	830	335	-	-	495	335
Motion for Judgment	MJ	24	33	46	20	2	5	25	13
Mechanic's Lien	ML	2	1	3	2	-	-	1	2
Overweight	OC	32	4	36	32	-	-	4	32
Other	OT	63	14	74	63	2	1	10	60
Protective Order	PO	132	67	190	123	-	-	67	123
Prelim Prot Order	PP	140	3	143	140	-	-	3	140
Petition-Restore Arms	PR	6	4	9	5	-	-	4	5
Show Cause	SC	201	168	359	199	-	8	160	191
Tenants Assertion	TA	4	5	9	5	1	-	4	4
Third Party Claim	TH	3	1	5	4	-	-	1	4
Unlawful Detainer	UD	1,917	1,411	2,506	1,928	277	556	578	1,095
Warrant in Debt	WD	10,019	8,125	13,279	9,957	434	4,369	3,320	5,154
Civil Total		15,126	10,940	20,273	15,021	733	4,955	5,244	9,333

Loudoun Totals	Filings	Hearings	Transactions	Concluded	Final Judgmt	Def Judgmt	Cont	Waived
	65,028	62,253	93,612	64,657	28,343	4,955	28,943	31,359



CASELOAD STATISTICS OF THE GENERAL DISTRICT COURTS

January 2017 thru December 2017

Rappahannock

District: 20

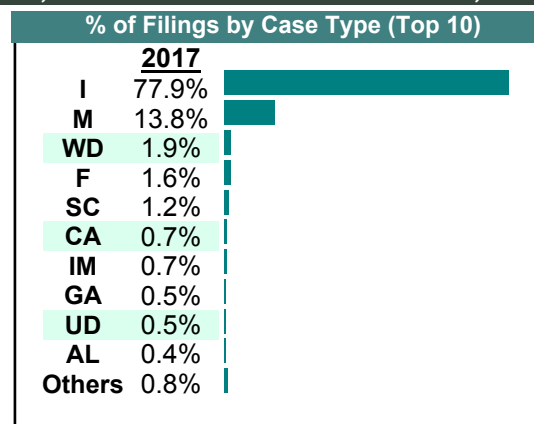
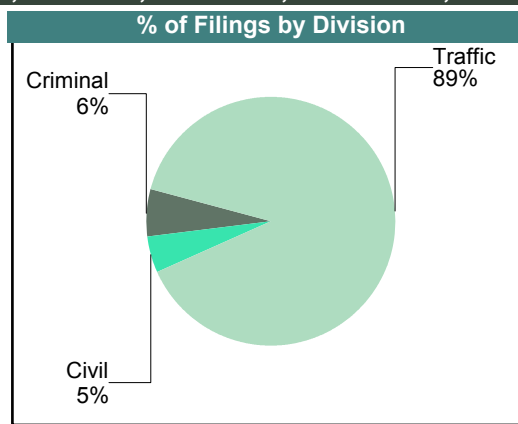
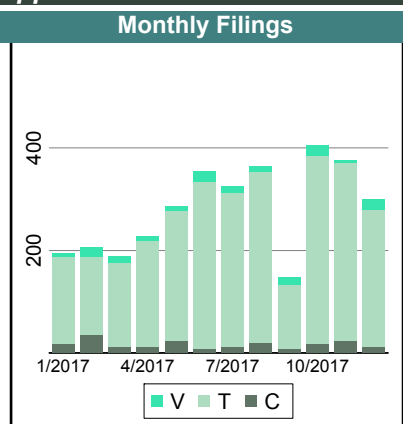
Court ID: 220157

<u>Criminal</u>		Filings	Hearings	Transactions	Concluded	Final Judgmt	Def Judgmt	Cont	Waived
Capias	CA	7	35	35	11	11	-	24	0
Civil Violation	CV	2	8	8	5	5	-	3	0
Felony	F	54	150	154	52	48	-	102	4
Misdemeanor	M	108	310	315	120	115	-	195	5
Show Cause	SC	34	103	103	30	30	-	72	0
Criminal Total		205	606	615	218	209	-	396	9

<u>Traffic</u>		Filings	Hearings	Transactions	Concluded	Final Judgmt	Def Judgmt	Cont	Waived
Capias	CA	16	41	41	16	16	-	25	0
Felony	F	1	5	5	2	2	-	3	0
Infraction	I	2,629	988	2,786	2,636	838	-	149	1,798
Misdemeanor	M	358	571	575	370	366	-	205	4
Other	O	1	0	1	1	-	-	-	1
Restricted O/L	RL	2	2	2	2	2	-	-	0
Show Cause	SC	7	15	15	6	6	-	9	0
Traffic Total		3,014	1,622	3,425	3,033	1,230	-	391	1,803

<u>Civil</u>		Filings	Hearings	Transactions	Concluded	Final Judgmt	Def Judgmt	Cont	Waived
Abstract	AJ	2	0	2	2	-	-	-	2
Admin License	AL	15	0	15	15	-	-	-	15
Bond Forfeiture	BF	0	0	1	1	-	-	-	1
Counter Claim	CC	0	3	4	1	-	-	3	1
Detinue	DT	3	5	8	5	1	1	3	3
Garnishment	GA	18	0	18	18	-	-	-	18
Impoundment	IM	22	0	22	22	-	-	-	22
Interrogatory	IN	1	0	2	2	-	-	-	2
Other	OT	3	0	3	3	-	-	-	3
Protective Order	PO	9	1	9	9	1	-	-	8
Prelim Prot Order	PP	5	1	6	5	-	-	1	5
Tenants Assertion	TA	0	1	2	1	-	-	1	1
Unlawful Detainer	UD	16	16	20	16	9	3	4	4
Warrant in Debt	WD	63	69	94	62	20	17	32	25
Civil Total		157	96	206	162	31	21	44	110

Rappahannock Totals	3,376	2,324	4,246	3,413	1,470	21	831	1,922
----------------------------	--------------	--------------	--------------	--------------	--------------	-----------	------------	--------------



Filings by Court & Division

	<u>Fauquier</u>		<u>Loudoun</u>		<u>Rappahannock</u>		<u>Total</u>
C Misdemeanor	1,481	27%	3,906	71%	108	2%	5,495
Felony	492	20%	1,887	78%	54	2%	2,433
Show Cause	213	26%	560	69%	34	4%	807
Capias	158	22%	543	77%	7	1%	708
Civil Violation	83	38%	133	61%	2	1%	218
Motion	154	100%	-	0%	-	0%	154
Total	2,581	26%	7,029	72%	205	2%	9,815
T Infraction	14,599	27%	37,117	68%	2,629	5%	54,345
Misdemeanor	1,944	25%	5,463	70%	358	5%	7,765
Capias	89	42%	109	51%	16	7%	214
Felony	43	36%	77	64%	1	1%	121
Show Cause	18	18%	76	75%	7	7%	101
Motion	46	100%	-	0%	-	0%	46
Restricted O/L	-	0%	31	94%	2	6%	33
Civil Violation	1	100%	-	0%	-	0%	1
Other	-	0%	-	0%	1	100%	1
Total	16,740	27%	42,873	68%	3,014	5%	62,627
V Warrant in Debt	1,217	11%	10,019	89%	63	1%	11,299
Unlawful Detainer	240	11%	1,917	88%	16	1%	2,173
Garnishment	306	16%	1,564	83%	18	1%	1,888
Admin License	191	31%	403	66%	15	2%	609
Interrogatory	133	27%	363	73%	1	0%	497
Show Cause	46	19%	201	81%	-	0%	247
Prelim Prot Order	36	20%	140	77%	5	3%	181
Protective Order	30	18%	132	77%	9	5%	171
Impoundment	24	19%	78	63%	22	18%	124
Other	16	20%	63	77%	3	4%	82
Abstract	21	27%	56	71%	2	3%	79
Bond Forfeiture	8	15%	44	85%	-	0%	52
Counter Claim	10	20%	39	80%	-	0%	49
Overweight	6	16%	32	84%	-	0%	38
Detinue	10	31%	19	59%	3	9%	32
Motion for Judgment	1	4%	24	96%	-	0%	25
Capias	2	11%	16	89%	-	0%	18
Petition-Restore Arms	-	0%	6	100%	-	0%	6
Tenants Assertion	2	33%	4	67%	-	0%	6
Third Party Claim	-	0%	3	100%	-	0%	3
Mechanic's Lien	-	0%	2	100%	-	0%	2
Custody Relief	-	0%	1	100%	-	0%	1
Total	2,299	13%	15,126	86%	157	1%	17,582
Total	21,620	24%	65,028	72%	3,376	4%	90,024

CASELOAD STATISTICS OF THE GENERAL DISTRICT COURTS

January 2017 thru December 2017

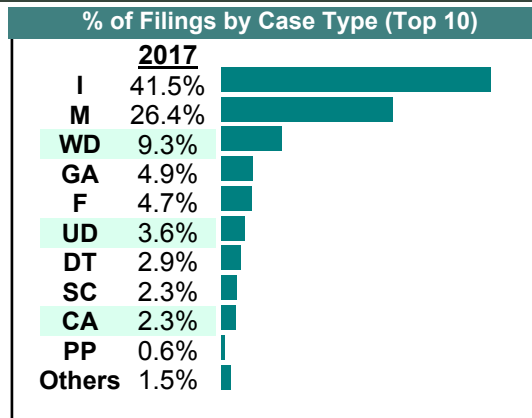
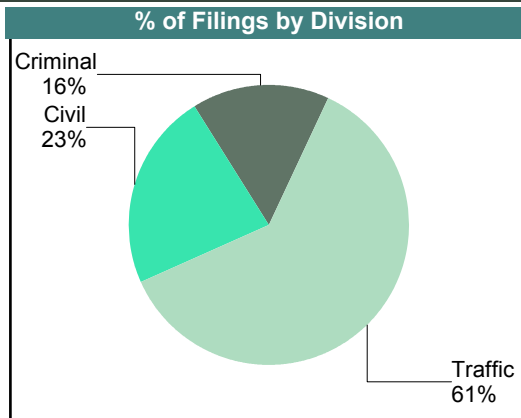
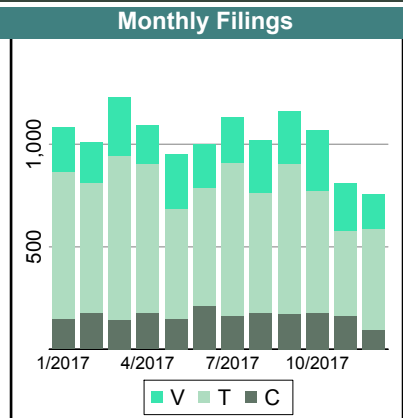
Henry
District: **21**
Court ID: **221089**

<u>Criminal</u>		<u>Filings</u>	<u>Hearings</u>	<u>Transactions</u>	<u>Concluded</u>	<u>Final Judgmt</u>	<u>Def Judgmt</u>	<u>Cont</u>	<u>Waived</u>
Capias	CA	94	270	270	115	115	-	155	0
Civil Violation	CV	5	6	6	5	5	-	1	0
Felony	F	534	1,657	1,657	503	503	-	1,154	0
Misdemeanor	M	1,218	2,638	2,758	1,254	1,134	-	1,504	120
Show Cause	SC	114	239	239	112	112	-	127	0
Criminal Total		1,965	4,810	4,930	1,989	1,869	-	2,941	120

<u>Traffic</u>		<u>Filings</u>	<u>Hearings</u>	<u>Transactions</u>	<u>Concluded</u>	<u>Final Judgmt</u>	<u>Def Judgmt</u>	<u>Cont</u>	<u>Waived</u>
Capias	CA	185	516	516	197	197	-	319	0
Civil Violation	CV	13	28	28	12	12	-	16	0
Felony	F	42	112	112	43	43	-	69	0
Infraction	I	5,102	5,229	7,096	5,180	3,313	-	1,916	1,867
Misdemeanor	M	2,026	4,721	4,790	2,095	2,026	-	2,695	69
Show Cause	SC	175	388	388	189	189	-	199	0
Traffic Total		7,543	10,994	12,930	7,716	5,780	-	5,214	1,936

<u>Civil</u>		<u>Filings</u>	<u>Hearings</u>	<u>Transactions</u>	<u>Concluded</u>	<u>Final Judgmt</u>	<u>Def Judgmt</u>	<u>Cont</u>	<u>Waived</u>
Abstract	AJ	20	0	20	20	-	-	-	20
Admin License	AL	39	2	41	39	-	-	2	39
Detinue	DT	361	481	590	370	19	242	220	109
Garnishment	GA	603	2	604	602	-	-	1	602
Impoundment	IM	11	0	11	11	-	-	-	11
Interrogatory	IN	9	5	15	10	-	-	5	10
Other	OT	11	1	12	11	-	-	1	11
Protective Order	PO	72	10	81	71	-	-	10	71
Prelim Prot Order	PP	75	1	77	76	-	-	1	76
Petition-Restore Arms	PR	1	1	2	1	-	-	1	1
Show Cause	SC	0	0	1	1	-	-	-	1
Tenants Assertion	TA	2	3	5	2	-	-	3	2
Unlawful Detainer	UD	444	394	529	447	117	195	82	135
Warrant in Debt	WD	1,144	1,144	1,456	1,123	124	687	333	312
Civil Total		2,792	2,044	3,444	2,784	260	1,124	659	1,400

Henry Totals		12,300	17,848	21,304	12,489	7,909	1,124	8,814	3,456
---------------------	--	---------------	---------------	---------------	---------------	--------------	--------------	--------------	--------------



CASELOAD STATISTICS OF THE GENERAL DISTRICT COURTS

January 2017 thru December 2017

Martinsville

District: **21**

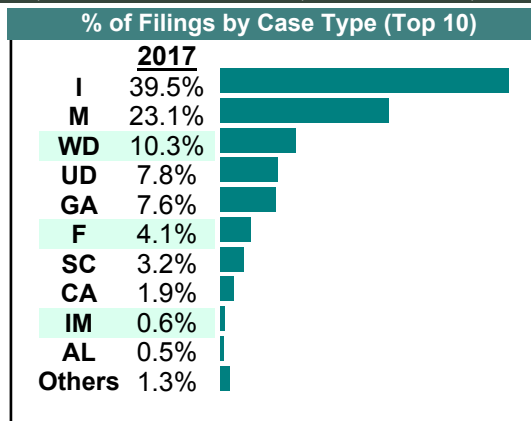
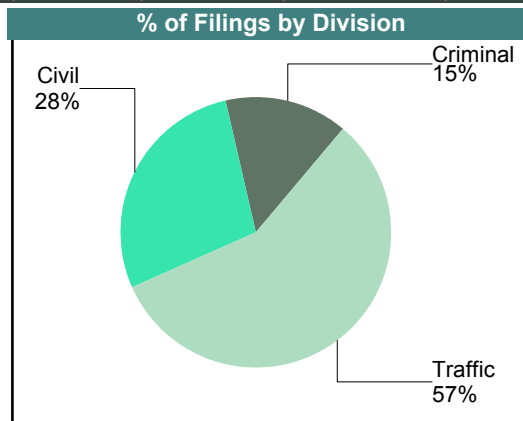
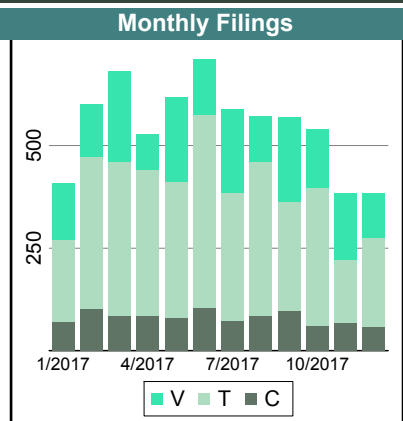
Court ID: **221690**

Criminal		Filings	Hearings	Transactions	Concluded	Final Judgmt	Def Judgmt	Cont	Waived
Capias	CA	53	151	151	61	61	-	90	0
Civil Violation	CV	6	8	8	7	7	-	1	0
Felony	F	246	718	718	232	232	-	486	0
Misdemeanor	M	604	1,531	1,562	601	570	-	961	31
Show Cause	SC	64	136	136	62	62	-	74	0
Criminal Total		973	2,544	2,575	963	932	-	1,612	31

Traffic		Filings	Hearings	Transactions	Concluded	Final Judgmt	Def Judgmt	Cont	Waived
Capias	CA	69	195	195	73	73	-	122	0
Civil Violation	CV	12	33	33	11	11	-	22	0
Felony	F	23	67	67	19	19	-	48	0
Infraction	I	2,596	2,629	3,679	2,555	1,505	-	1,124	1,050
Misdemeanor	M	912	2,599	2,602	854	851	-	1,748	3
Show Cause	SC	148	337	337	136	136	-	201	0
Traffic Total		3,760	5,860	6,913	3,648	2,595	-	3,265	1,053

Civil		Filings	Hearings	Transactions	Concluded	Final Judgmt	Def Judgmt	Cont	Waived
Abstract	AJ	6	0	6	6	-	-	-	6
Admin License	AL	35	0	35	35	-	-	-	35
Detinue	DT	7	6	10	6	-	2	4	4
Garnishment	GA	503	6	506	500	-	-	6	500
Impoundment	IM	39	1	40	39	-	-	1	39
Interrogatory	IN	6	9	12	3	-	-	9	3
Motion for Judgment	MJ	1	1	1	0	-	-	1	0
Other	OT	13	5	17	14	1	1	3	12
Protective Order	PO	15	4	16	15	3	-	1	12
Prelim Prot Order	PP	21	20	36	21	5	-	15	16
Tenants Assertion	TA	1	0	1	1	-	-	-	1
Unlawful Detainer	UD	516	452	626	516	108	234	110	174
Warrant in Debt	WD	680	726	840	679	71	494	161	114
Civil Total		1,843	1,230	2,146	1,835	188	731	311	916

Martinsville Totals	Filings	Hearings	Transactions	Concluded	Final Judgmt	Def Judgmt	Cont	Waived
	6,576	9,634	11,634	6,446	3,715	731	5,188	2,000



CASELOAD STATISTICS OF THE GENERAL DISTRICT COURTS

January 2017 thru December 2017

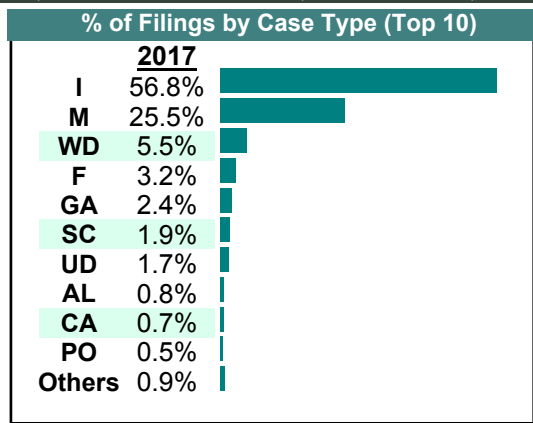
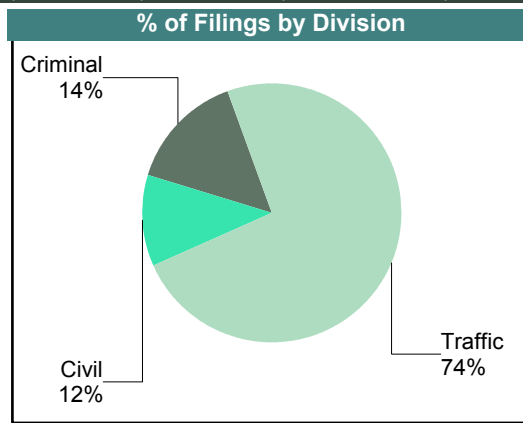
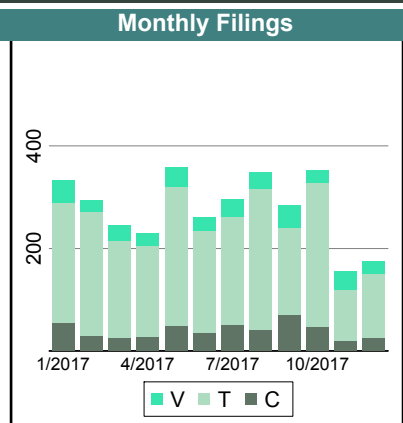
Patrick
District: 21
Court ID: 221141

<u>Criminal</u>		Filings	Hearings	Transactions	Concluded	Final Judgmt	Def Judgmt	Cont	Waived
Capias	CA	11	24	24	14	14	-	10	0
Civil Violation	CV	7	11	11	5	5	-	6	0
Felony	F	97	289	317	120	92	-	197	28
Misdemeanor	M	344	780	814	409	375	-	405	34
Show Cause	SC	23	47	47	25	25	-	22	0
Criminal Total		482	1,151	1,213	573	511	-	640	62

<u>Traffic</u>		Filings	Hearings	Transactions	Concluded	Final Judgmt	Def Judgmt	Cont	Waived
Capias	CA	13	21	21	13	13	-	8	0
Civil Violation	CV	4	7	7	2	2	-	5	0
Felony	F	10	26	31	11	6	-	20	5
Infraction	I	1,895	1,563	2,358	1,902	1,107	-	456	795
Misdemeanor	M	506	1,046	1,046	504	504	-	542	0
Show Cause	SC	40	67	67	40	40	-	27	0
Traffic Total		2,468	2,730	3,530	2,472	1,672	-	1,058	800

<u>Civil</u>		Filings	Hearings	Transactions	Concluded	Final Judgmt	Def Judgmt	Cont	Waived
Abstract	AJ	2	0	2	2	-	-	-	2
Admin License	AL	26	0	26	26	-	-	-	26
Detinue	DT	2	1	2	2	-	1	-	1
Garnishment	GA	80	27	106	79	-	-	27	79
Impoundment	IM	2	0	2	2	-	-	-	2
Interrogatory	IN	1	1	2	1	-	-	1	1
Overweight	OC	1	0	1	1	-	-	-	1
Other	OT	2	5	7	2	-	-	5	2
Protective Order	PO	16	0	18	18	-	-	-	18
Prelim Prot Order	PP	10	1	11	10	-	-	1	10
Unlawful Detainer	UD	58	61	78	57	27	13	21	17
Warrant in Debt	WD	184	184	249	180	22	93	69	65
Civil Total		384	280	504	380	49	107	124	224

Patrick Totals		3,334	4,161	5,247	3,425	2,232	107	1,822	1,086
-----------------------	--	--------------	--------------	--------------	--------------	--------------	------------	--------------	--------------



Filings by Court & Division

	<u>Henry</u>		<u>Martinsville</u>		<u>Patrick</u>		<u>Total</u>
C Misdemeanor	1,218	56%	604	28%	344	16%	2,166
Felony	534	61%	246	28%	97	11%	877
Show Cause	114	57%	64	32%	23	11%	201
Capias	94	59%	53	34%	11	7%	158
Civil Violation	5	28%	6	33%	7	39%	18
Total	1,965	57%	973	28%	482	14%	3,420
T Infraction	5,102	53%	2,596	27%	1,895	20%	9,593
Misdemeanor	2,026	59%	912	26%	506	15%	3,444
Show Cause	175	48%	148	41%	40	11%	363
Capias	185	69%	69	26%	13	5%	267
Felony	42	56%	23	31%	10	13%	75
Civil Violation	13	45%	12	41%	4	14%	29
Total	7,543	55%	3,760	27%	2,468	18%	13,771
V Warrant in Debt	1,144	57%	680	34%	184	9%	2,008
Garnishment	603	51%	503	42%	80	7%	1,186
Unlawful Detainer	444	44%	516	51%	58	6%	1,018
Detinue	361	98%	7	2%	2	1%	370
Prelim Prot Order	75	71%	21	20%	10	9%	106
Protective Order	72	70%	15	15%	16	16%	103
Admin License	39	39%	35	35%	26	26%	100
Impoundment	11	21%	39	75%	2	4%	52
Abstract	20	71%	6	21%	2	7%	28
Other	11	42%	13	50%	2	8%	26
Interrogatory	9	56%	6	38%	1	6%	16
Tenants Assertion	2	67%	1	33%	-	0%	3
Motion for Judgment	-	0%	1	100%	-	0%	1
Overweight	-	0%	-	0%	1	100%	1
Petition-Restore Arms	1	100%	-	0%	-	0%	1
Show Cause	-	0%	-	0%	-	0%	0
Total	2,792	56%	1,843	37%	384	8%	5,019
Total	12,300	55%	6,576	30%	3,334	15%	22,210

CASELOAD STATISTICS OF THE GENERAL DISTRICT COURTS

January 2017 thru December 2017

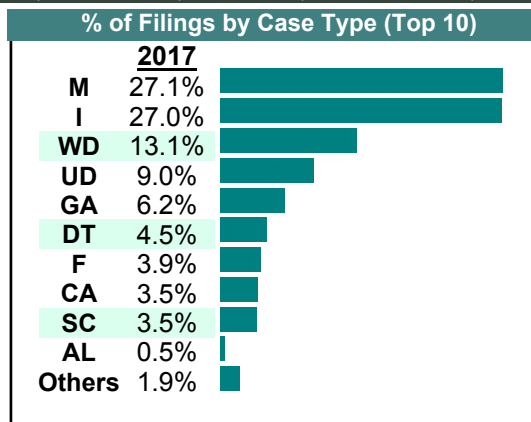
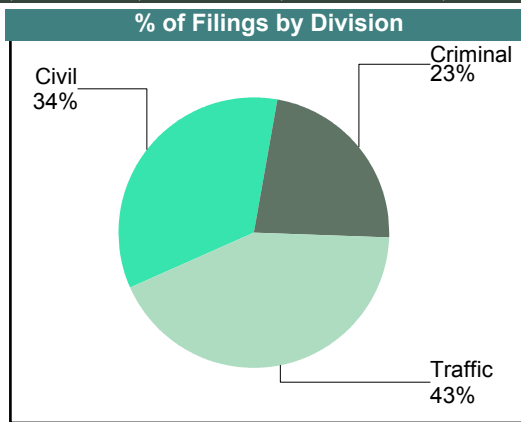
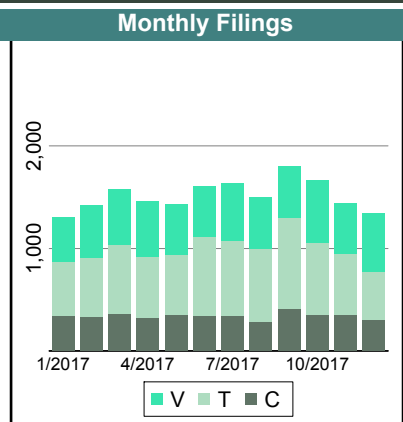
Danville
District: 22
Court ID: 222590

<u>Criminal</u>		Filings	Hearings	Transactions	Concluded	Final Judgmt	Def Judgmt	Cont	Waived
Capias	CA	285	871	871	304	304	-	567	0
Civil Violation	CV	46	104	104	52	52	-	52	0
Felony	F	690	2,374	2,374	670	670	-	1,704	0
Misdemeanor	M	2,680	6,354	6,440	2,666	2,580	-	3,774	86
Motion	MO	49	50	50	49	49	-	1	0
Restricted O/L	RL	1	1	1	1	1	-	-	0
Show Cause	SC	382	542	542	395	395	-	147	0
Criminal Total		4,133	10,296	10,382	4,137	4,051	-	6,245	86

<u>Traffic</u>		Filings	Hearings	Transactions	Concluded	Final Judgmt	Def Judgmt	Cont	Waived
Capias	CA	359	1,046	1,046	372	372	-	674	0
Civil Violation	CV	1	2	2	1	1	-	1	0
Felony	F	22	86	86	27	27	-	59	0
Infraction	I	4,903	5,485	6,806	4,855	3,534	-	1,951	1,321
Misdemeanor	M	2,239	5,434	5,434	2,254	2,254	-	3,180	0
Motion	MO	5	5	5	5	5	-	-	0
Restricted O/L	RL	12	12	12	12	12	-	-	0
Show Cause	SC	250	297	297	254	254	-	43	0
Traffic Total		7,791	12,367	13,688	7,780	6,459	-	5,908	1,321

<u>Civil</u>		Filings	Hearings	Transactions	Concluded	Final Judgmt	Def Judgmt	Cont	Waived
Abstract	AJ	14	0	14	14	-	-	-	14
Admin License	AL	82	8	90	82	-	-	8	82
Bond Forfeiture	BF	26	24	47	26	-	3	21	23
Counter Claim	CC	6	10	12	5	3	-	7	2
Detinue	DT	809	825	1,115	814	71	453	301	290
Garnishment	GA	1,120	18	1,138	1,120	-	-	18	1,120
Impoundment	IM	16	0	16	16	-	-	-	16
Interrogatory	IN	14	5	22	17	-	-	5	17
Motion for Judgment	MJ	4	4	6	3	1	-	3	2
Other	OT	16	1	17	16	-	-	1	16
Protective Order	PO	60	2	62	60	-	-	2	60
Prelim Prot Order	PP	67	4	71	67	-	-	4	67
Petition-Restore Arms	PR	1	0	1	1	-	-	-	1
Show Cause	SC	3	2	8	6	-	-	2	6
Tenants Assertion	TA	2	1	2	2	1	-	-	1
Unlawful Detainer	UD	1,627	1,184	1,757	1,625	269	783	132	573
Warrant in Debt	WD	2,375	2,279	2,919	2,351	267	1,444	568	640
Civil Total		6,242	4,367	7,297	6,225	612	2,683	1,072	2,930

Danville Totals	18,166	27,030	31,367	18,142	11,122	2,683	13,225	4,337
------------------------	---------------	---------------	---------------	---------------	---------------	--------------	---------------	--------------



CASELOAD STATISTICS OF THE GENERAL DISTRICT COURTS

January 2017 thru December 2017

Franklin County

District: 22

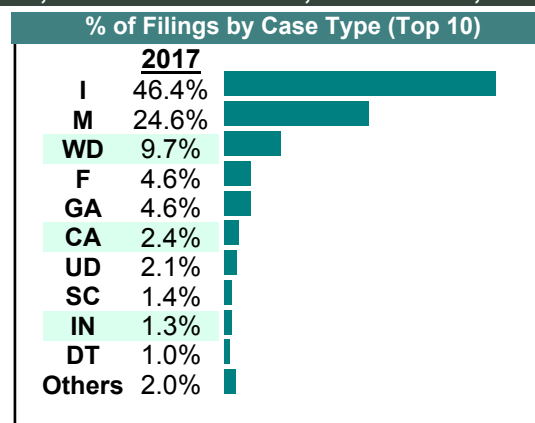
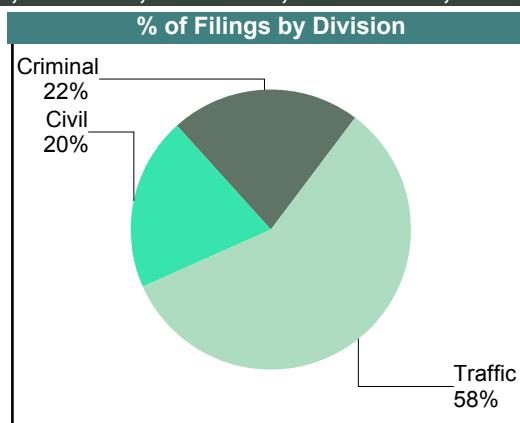
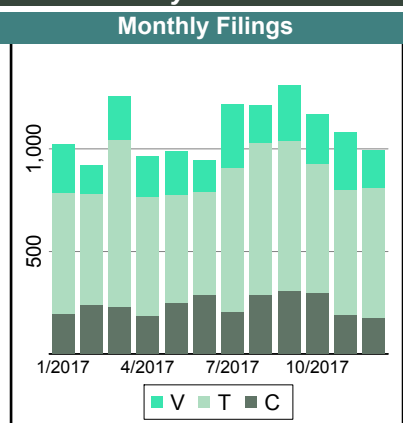
Court ID: 222067

<u>Criminal</u>		Filings	Hearings	Transactions	Concluded	Final Judgmt	Def Judgmt	Cont	Waived
Capias	CA	153	430	430	161	161	-	269	0
Civil Violation	CV	91	142	176	97	63	-	79	34
Felony	F	582	2,055	2,087	616	584	-	1,471	32
Misdemeanor	M	1,878	3,850	4,171	1,944	1,623	-	2,227	321
Show Cause	SC	165	254	254	163	163	-	91	0
Criminal Total		2,869	6,731	7,118	2,981	2,594	-	4,137	387

<u>Traffic</u>		Filings	Hearings	Transactions	Concluded	Final Judgmt	Def Judgmt	Cont	Waived
Capias	CA	167	488	488	185	185	-	303	0
Civil Violation	CV	1	2	2	0	-	-	2	0
Felony	F	16	71	71	23	23	-	48	0
Infraction	I	6,066	4,562	6,968	6,037	3,631	-	931	2,406
Misdemeanor	M	1,341	2,702	2,716	1,356	1,342	-	1,360	14
Show Cause	SC	6	11	11	7	7	-	4	0
Traffic Total		7,597	7,836	10,256	7,608	5,188	-	2,648	2,420

<u>Civil</u>		Filings	Hearings	Transactions	Concluded	Final Judgmt	Def Judgmt	Cont	Waived
Abstract	AJ	10	0	10	10	-	-	-	10
Admin License	AL	96	0	96	96	-	-	-	96
Bond Forfeiture	BF	24	24	41	17	-	-	24	17
Counter Claim	CC	2	2	3	1	-	-	2	1
Detinue	DT	129	78	162	130	4	42	32	84
Garnishment	GA	597	31	633	602	-	-	31	602
Impoundment	IM	6	0	6	6	-	-	-	6
Interrogatory	IN	164	17	178	161	-	-	17	161
Motion for Judgment	MJ	1	0	1	1	-	-	-	1
Overweight	OC	2	1	4	3	-	-	1	3
Other	OT	8	0	8	8	-	-	-	8
Protective Order	PO	9	0	9	9	-	-	-	9
Prelim Prot Order	PP	13	7	20	13	-	-	7	13
Petition-Restore Arms	PR	2	2	4	2	-	-	2	2
Show Cause	SC	8	2	9	8	-	1	1	7
Tenants Assertion	TA	2	3	5	2	-	-	3	2
Unlawful Detainer	UD	273	233	329	272	67	109	57	96
Warrant in Debt	WD	1,265	1,204	1,589	1,243	120	738	346	385
Civil Total		2,611	1,604	3,107	2,584	191	890	523	1,503

Franklin County Totals		13,077	16,171	20,481	13,173	7,973	890	7,308	4,310
-------------------------------	--	---------------	---------------	---------------	---------------	--------------	------------	--------------	--------------



CASELOAD STATISTICS OF THE GENERAL DISTRICT COURTS

January 2017 thru December 2017

Pittsylvania

District: 22

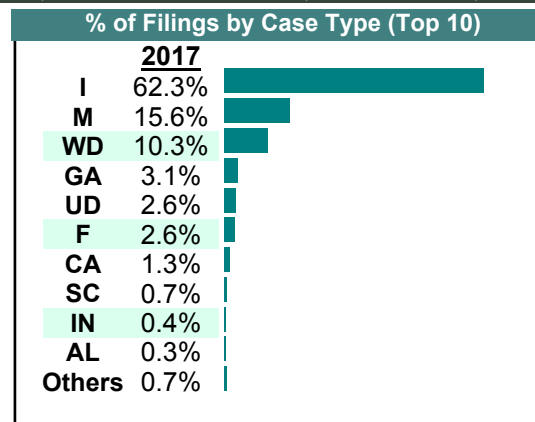
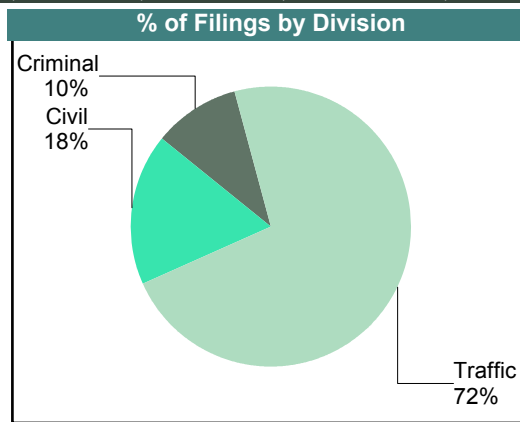
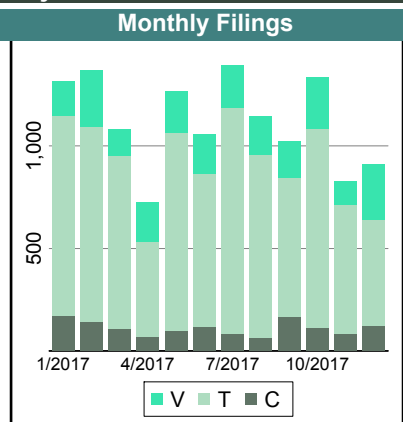
Court ID: 222143

<u>Criminal</u>		Filings	Hearings	Transactions	Concluded	Final Judgmt	Def Judgmt	Cont	Waived
Capias	CA	65	187	187	83	83	-	104	0
Civil Violation	CV	17	51	53	24	22	-	29	2
Felony	F	339	1,011	1,029	347	329	-	682	18
Misdemeanor	M	862	1,868	1,924	844	788	-	1,080	56
Show Cause	SC	61	88	88	67	67	-	21	0
Criminal Total		1,344	3,205	3,281	1,365	1,289	-	1,916	76

<u>Traffic</u>		Filings	Hearings	Transactions	Concluded	Final Judgmt	Def Judgmt	Cont	Waived
Capias	CA	105	303	303	124	124	-	179	0
Civil Violation	CV	2	6	6	2	2	-	4	0
Felony	F	14	57	57	16	16	-	41	0
Infraction	I	8,375	6,610	9,500	8,413	5,523	-	1,087	2,890
Misdemeanor	M	1,234	2,281	2,284	1,249	1,246	-	1,035	3
Show Cause	SC	5	8	8	5	5	-	3	0
Traffic Total		9,735	9,265	12,158	9,809	6,916	-	2,349	2,893

<u>Civil</u>		Filings	Hearings	Transactions	Concluded	Final Judgmt	Def Judgmt	Cont	Waived
Abstract	AJ	17	0	17	17	-	-	-	17
Admin License	AL	43	0	43	43	-	-	-	43
Bond Forfeiture	BF	4	9	14	6	-	1	8	5
Detinue	DT	14	12	21	15	3	3	6	9
Garnishment	GA	422	7	429	422	-	-	7	422
Impoundment	IM	11	0	11	11	-	-	-	11
Interrogatory	IN	53	30	86	56	-	-	30	56
Other	OT	8	1	9	8	-	-	1	8
Protective Order	PO	6	1	7	6	-	-	1	6
Prelim Prot Order	PP	13	6	19	13	-	-	6	13
Petition-Restore Arms	PR	4	2	6	4	-	-	2	4
Show Cause	SC	27	6	33	27	-	-	6	27
Tenants Assertion	TA	1	0	1	1	-	-	-	1
Unlawful Detainer	UD	355	264	379	357	80	162	22	115
Warrant in Debt	WD	1,388	1,324	1,747	1,379	143	813	368	423
Civil Total		2,366	1,662	2,822	2,365	226	979	457	1,160

Pittsylvania Totals		13,445	14,132	18,261	13,539	8,431	979	4,722	4,129
----------------------------	--	---------------	---------------	---------------	---------------	--------------	------------	--------------	--------------



Filings by Court & Division

	<u>Danville</u>		<u>Franklin County</u>		<u>Pittsylvania</u>		<u>Total</u>
C Misdemeanor	2,680	49%	1,878	35%	862	16%	5,420
Felony	690	43%	582	36%	339	21%	1,611
Show Cause	382	63%	165	27%	61	10%	608
Capias	285	57%	153	30%	65	13%	503
Civil Violation	46	30%	91	59%	17	11%	154
Motion	49	100%	-	0%	-	0%	49
Restricted O/L	1	100%	-	0%	-	0%	1
Total	4,133	50%	2,869	34%	1,344	16%	8,346
T Infraction	4,903	25%	6,066	31%	8,375	43%	19,344
Misdemeanor	2,239	47%	1,341	28%	1,234	26%	4,814
Capias	359	57%	167	26%	105	17%	631
Show Cause	250	96%	6	2%	5	2%	261
Felony	22	42%	16	31%	14	27%	52
Restricted O/L	12	100%	-	0%	-	0%	12
Motion	5	100%	-	0%	-	0%	5
Civil Violation	1	25%	1	25%	2	50%	4
Total	7,791	31%	7,597	30%	9,735	39%	25,123
V Warrant in Debt	2,375	47%	1,265	25%	1,388	28%	5,028
Unlawful Detainer	1,627	72%	273	12%	355	16%	2,255
Garnishment	1,120	52%	597	28%	422	20%	2,139
Detinue	809	85%	129	14%	14	1%	952
Interrogatory	14	6%	164	71%	53	23%	231
Admin License	82	37%	96	43%	43	19%	221
Prelim Prot Order	67	72%	13	14%	13	14%	93
Protective Order	60	80%	9	12%	6	8%	75
Bond Forfeiture	26	48%	24	44%	4	7%	54
Abstract	14	34%	10	24%	17	41%	41
Show Cause	3	8%	8	21%	27	71%	38
Impoundment	16	48%	6	18%	11	33%	33
Other	16	50%	8	25%	8	25%	32
Counter Claim	6	75%	2	25%	-	0%	8
Petition-Restore Arms	1	14%	2	29%	4	57%	7
Motion for Judgment	4	80%	1	20%	-	0%	5
Tenants Assertion	2	40%	2	40%	1	20%	5
Overweight	-	0%	2	100%	-	0%	2
Total	6,242	56%	2,611	23%	2,366	21%	11,219
Total	18,166	41%	13,077	29%	13,445	30%	44,688

CASELOAD STATISTICS OF THE GENERAL DISTRICT COURTS

January 2017 thru December 2017

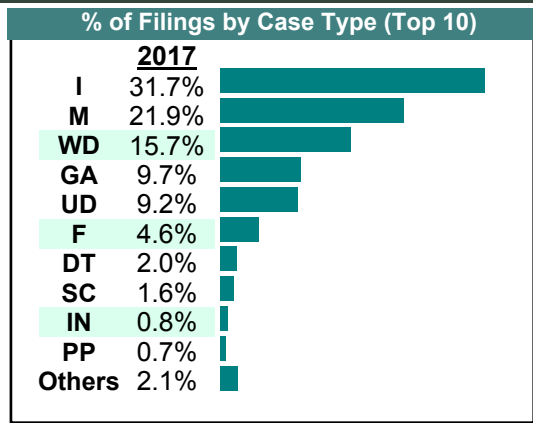
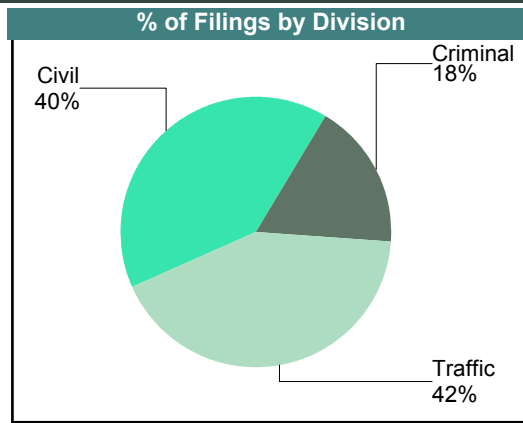
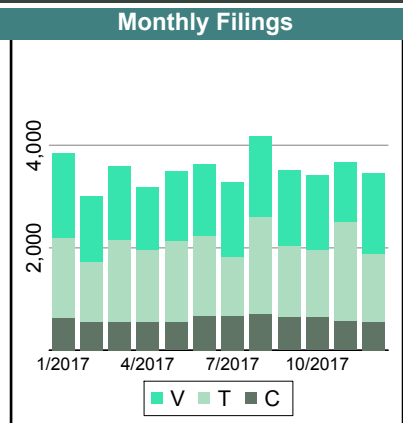
Roanoke
District: 23
Court ID: 223770

Criminal		Filings	Hearings	Transactions	Concluded	Final Judgmt	Def Judgmt	Cont	Waived
Capias	CA	90	212	212	95	95	-	117	0
Civil Violation	CV	27	50	50	29	29	-	21	0
Felony	F	1,824	4,132	4,604	1,797	1,325	-	2,807	472
Misdemeanor	M	5,250	9,448	9,625	5,305	5,128	-	4,319	177
Other	O	5	8	8	2	2	-	6	0
Show Cause	SC	195	444	444	205	205	-	239	0
Criminal Total		7,391	14,294	14,943	7,433	6,784	-	7,509	649

Traffic		Filings	Hearings	Transactions	Concluded	Final Judgmt	Def Judgmt	Cont	Waived
Capias	CA	22	58	58	23	23	-	35	0
Civil Violation	CV	54	235	235	62	62	-	173	0
Felony	F	114	287	313	108	82	-	205	26
Infraction	I	13,363	12,057	16,565	13,206	8,698	-	3,357	4,508
Misdemeanor	M	4,006	8,277	8,278	3,859	3,858	-	4,417	1
Other	O	3	3	3	3	3	-	-	0
Restricted O/L	RL	48	50	50	47	47	-	2	0
Show Cause	SC	194	367	367	211	211	-	155	0
Traffic Total		17,804	21,334	25,869	17,519	12,984	-	8,344	4,535

Civil		Filings	Hearings	Transactions	Concluded	Final Judgmt	Def Judgmt	Cont	Waived
Abstract	AJ	48	0	48	48	-	-	-	48
Admin License	AL	151	15	165	150	-	-	15	150
Bond Forfeiture	BF	105	39	139	106	1	5	33	100
Capias	CA	12	3	16	13	-	-	3	13
Counter Claim	CC	11	15	22	8	1	-	14	7
Detinue	DT	846	752	1,167	868	36	417	299	415
Garnishment	GA	4,074	747	4,827	4,080	-	-	747	4,080
Impoundment	IM	97	0	97	97	-	-	-	97
Interrogatory	IN	354	331	667	336	-	-	331	336
Motion for Judgment	MJ	1	0	1	1	-	-	-	1
Overweight	OC	3	1	4	3	-	-	1	3
Other	OT	75	14	88	74	-	-	14	74
Protective Order	PO	123	3	131	128	-	-	3	128
Prelim Prot Order	PP	290	349	642	293	-	-	349	293
Petition-Restore Arms	PR	8	7	16	9	-	-	7	9
Show Cause	SC	281	131	402	287	4	12	115	271
Tenants Assertion	TA	14	14	28	15	1	-	13	14
Third Party Claim	TH	2	2	3	1	-	-	2	1
Unlawful Detainer	UD	3,899	3,485	5,072	3,904	773	1,544	1,168	1,587
Warrant in Debt	WD	6,607	6,535	8,478	6,470	555	3,972	2,008	1,943
Civil Total		17,001	12,443	22,013	16,891	1,371	5,950	5,122	9,570

Roanoke Totals	Filings	Hearings	Transactions	Concluded	Final Judgmt	Def Judgmt	Cont	Waived
	42,196	48,071	62,825	41,843	21,139	5,950	20,975	14,754



CASELOAD STATISTICS OF THE GENERAL DISTRICT COURTS

January 2017 thru December 2017

Roanoke County

District: 23

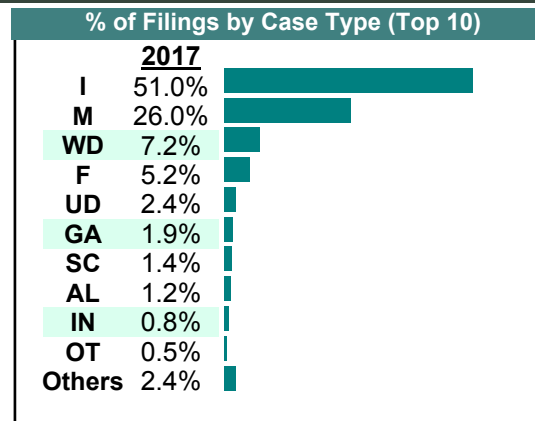
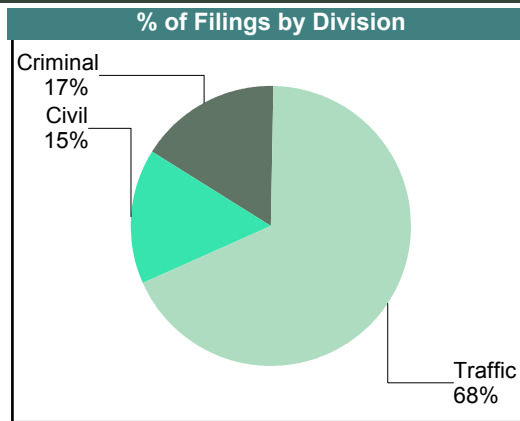
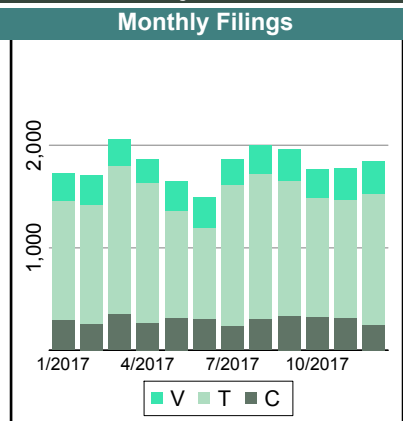
Court ID: 223161

<u>Criminal</u>		Filings	Hearings	Transactions	Concluded	Final Judgmt	Def Judgmt	Cont	Waived
Capias	CA	77	278	278	90	90	-	188	0
Civil Violation	CV	15	39	39	19	19	-	20	0
Felony	F	1,049	2,907	3,088	978	797	-	2,110	181
Misdemeanor	M	2,328	6,799	6,851	2,276	2,224	-	4,575	52
Show Cause	SC	116	224	224	116	116	-	108	0
Criminal Total		3,585	10,247	10,480	3,479	3,246	-	7,001	233

<u>Traffic</u>		Filings	Hearings	Transactions	Concluded	Final Judgmt	Def Judgmt	Cont	Waived
Capias	CA	24	87	87	27	27	-	60	0
Civil Violation	CV	66	202	202	50	50	-	152	0
Felony	F	75	228	243	59	44	-	184	15
Infraction	I	11,064	9,497	14,007	10,794	6,284	-	3,212	4,510
Misdemeanor	M	3,315	7,387	7,388	3,064	3,063	-	4,324	1
Motion	MO	1	1	1	1	1	-	-	0
Restricted O/L	RL	40	40	40	40	40	-	-	0
Show Cause	SC	158	278	278	160	160	-	117	0
Traffic Total		14,743	17,720	22,246	14,195	9,669	-	8,049	4,526

<u>Civil</u>		Filings	Hearings	Transactions	Concluded	Final Judgmt	Def Judgmt	Cont	Waived
Abstract	AJ	9	0	9	9	-	-	-	9
Admin License	AL	264	3	268	265	-	-	3	265
Bond Forfeiture	BF	56	41	92	52	-	1	40	51
Detinue	DT	17	17	32	17	1	1	15	15
Garnishment	GA	403	72	479	407	-	-	72	407
Impoundment	IM	83	0	83	83	-	-	-	83
Interrogatory	IN	180	119	309	190	-	-	119	190
Overweight	OC	1	0	1	1	-	-	-	1
Other	OT	113	21	135	114	-	-	21	114
Protective Order	PO	33	0	33	33	-	-	-	33
Prelim Prot Order	PP	83	1	84	83	-	-	1	83
Petition-Restore Arms	PR	5	2	7	5	-	-	2	5
Show Cause	SC	35	9	41	32	-	-	9	32
Unlawful Detainer	UD	515	452	679	527	107	193	152	227
Warrant in Debt	WD	1,558	1,631	2,146	1,540	188	837	606	515
Civil Total		3,355	2,368	4,398	3,358	296	1,032	1,040	2,030

Roanoke County Totals		21,683	30,335	37,124	21,032	13,211	1,032	16,090	6,789
------------------------------	--	---------------	---------------	---------------	---------------	---------------	--------------	---------------	--------------



CASELOAD STATISTICS OF THE GENERAL DISTRICT COURTS

January 2017 thru December 2017

Salem

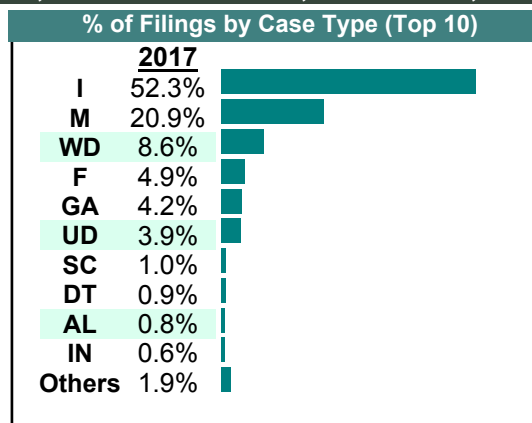
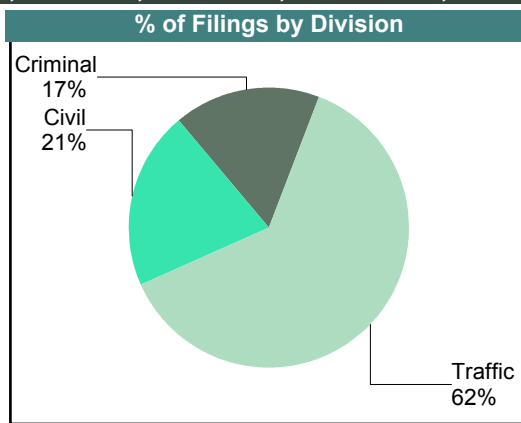
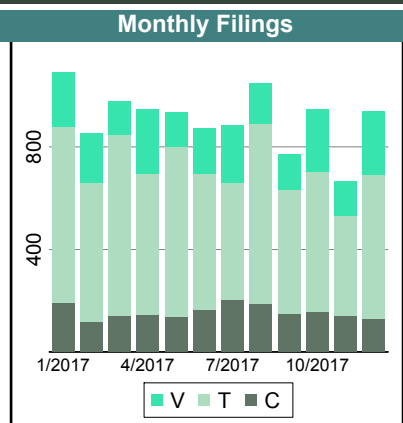
District: 23
Court ID: 223775

<u>Criminal</u>		Filings	Hearings	Transactions	Concluded	Final Judgmt	Def Judgmt	Cont	Waived
Capias	CA	23	131	131	33	33	-	98	0
Civil Violation	CV	31	62	62	28	28	-	34	0
Felony	F	518	1,203	1,433	523	293	-	909	230
Misdemeanor	M	1,260	3,329	3,407	1,278	1,200	-	2,126	78
Show Cause	SC	36	107	107	36	36	-	70	0
Criminal Total		1,868	4,832	5,140	1,898	1,590	-	3,237	308

<u>Traffic</u>		Filings	Hearings	Transactions	Concluded	Final Judgmt	Def Judgmt	Cont	Waived
Capias	CA	5	36	36	10	10	-	26	0
Civil Violation	CV	4	9	9	4	4	-	5	0
Felony	F	15	57	64	16	9	-	48	7
Infraction	I	5,714	4,658	7,256	5,613	3,015	-	1,640	2,598
Misdemeanor	M	1,028	2,454	2,455	964	963	-	1,491	1
Restricted O/L	RL	4	5	5	4	4	-	1	0
Show Cause	SC	42	86	86	46	46	-	40	0
Traffic Total		6,812	7,305	9,911	6,657	4,051	-	3,251	2,606

<u>Civil</u>		Filings	Hearings	Transactions	Concluded	Final Judgmt	Def Judgmt	Cont	Waived
Abstract	AJ	3	0	3	3	-	-	-	3
Admin License	AL	82	1	83	82	-	-	1	82
Bond Forfeiture	BF	23	8	30	24	2	-	6	22
Capias	CA	3	1	4	3	-	-	1	3
Detinue	DT	94	113	148	100	8	57	48	35
Garnishment	GA	455	71	520	449	-	-	71	449
Impoundment	IM	22	0	22	22	-	-	-	22
Interrogatory	IN	70	45	117	72	-	-	45	72
Overweight	OC	1	0	1	1	-	-	-	1
Other	OT	13	4	13	13	-	4	-	9
Protective Order	PO	31	26	45	33	13	1	12	19
Prelim Prot Order	PP	39	30	47	40	23	-	7	17
Petition-Restore Arms	PR	2	0	2	2	-	-	-	2
Show Cause	SC	28	8	37	29	-	-	8	29
Tenants Assertion	TA	3	6	6	4	3	1	2	0
Unlawful Detainer	UD	431	314	531	437	79	141	94	217
Warrant in Debt	WD	943	980	1,245	946	132	549	299	265
Civil Total		2,243	1,607	2,854	2,260	260	753	594	1,247

Salem Totals	10,923	13,744	17,905	10,815	5,901	753	7,082	4,161
---------------------	---------------	---------------	---------------	---------------	--------------	------------	--------------	--------------



CASELOAD STATISTICS OF THE GENERAL DISTRICT COURTS

January 2017 thru December 2017 Filing Comparison

District: **23**

Filings by Court & Division

	<u>Roanoke</u>		<u>Roanoke County</u>		<u>Salem</u>		<u>Total</u>
C Misdemeanor	5,250	59%	2,328	26%	1,260	14%	8,838
Felony	1,824	54%	1,049	31%	518	15%	3,391
Show Cause	195	56%	116	33%	36	10%	347
Capias	90	47%	77	41%	23	12%	190
Civil Violation	27	37%	15	21%	31	42%	73
Other	5	100%	-	0%	-	0%	5
Total	7,391	58%	3,585	28%	1,868	15%	12,844
T Infraction	13,363	44%	11,064	37%	5,714	19%	30,141
Misdemeanor	4,006	48%	3,315	40%	1,028	12%	8,349
Show Cause	194	49%	158	40%	42	11%	394
Felony	114	56%	75	37%	15	7%	204
Civil Violation	54	44%	66	53%	4	3%	124
Restricted O/L	48	52%	40	43%	4	4%	92
Capias	22	43%	24	47%	5	10%	51
Other	3	100%	-	0%	-	0%	3
Motion	-	0%	1	100%	-	0%	1
Total	17,804	45%	14,743	37%	6,812	17%	39,359
V Warrant in Debt	6,607	73%	1,558	17%	943	10%	9,108
Garnishment	4,074	83%	403	8%	455	9%	4,932
Unlawful Detainer	3,899	80%	515	11%	431	9%	4,845
Detinue	846	88%	17	2%	94	10%	957
Interrogatory	354	59%	180	30%	70	12%	604
Admin License	151	30%	264	53%	82	16%	497
Prelim Prot Order	290	70%	83	20%	39	9%	412
Show Cause	281	82%	35	10%	28	8%	344
Impoundment	97	48%	83	41%	22	11%	202
Other	75	37%	113	56%	13	6%	201
Protective Order	123	66%	33	18%	31	17%	187
Bond Forfeiture	105	57%	56	30%	23	13%	184
Abstract	48	80%	9	15%	3	5%	60
Tenants Assertion	14	82%	-	0%	3	18%	17
Capias	12	80%	-	0%	3	20%	15
Petition-Restore Arms	8	53%	5	33%	2	13%	15
Counter Claim	11	100%	-	0%	-	0%	11
Overweight	3	60%	1	20%	1	20%	5
Third Party Claim	2	100%	-	0%	-	0%	2
Motion for Judgment	1	100%	-	0%	-	0%	1
Total	17,001	75%	3,355	15%	2,243	10%	22,599
Total	42,196	56%	21,683	29%	10,923	15%	74,802

CASELOAD STATISTICS OF THE GENERAL DISTRICT COURTS

January 2017 thru December 2017

Amherst

District: **24**

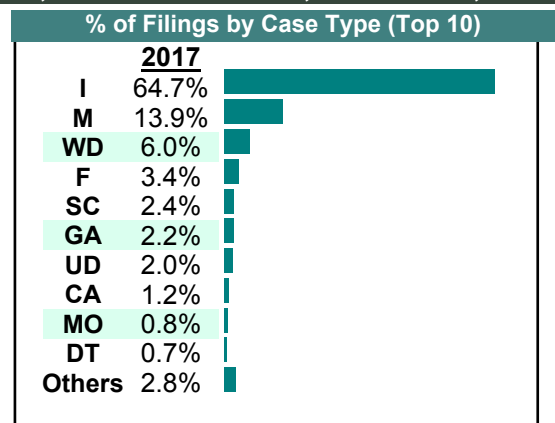
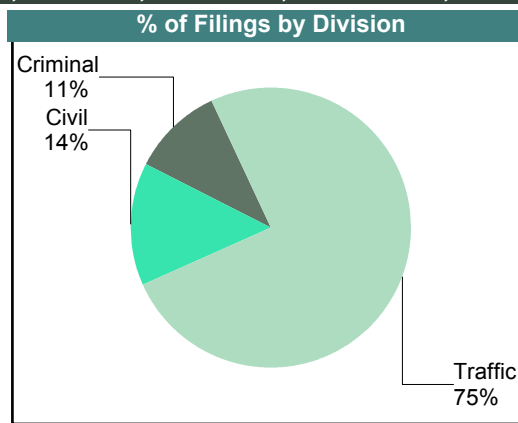
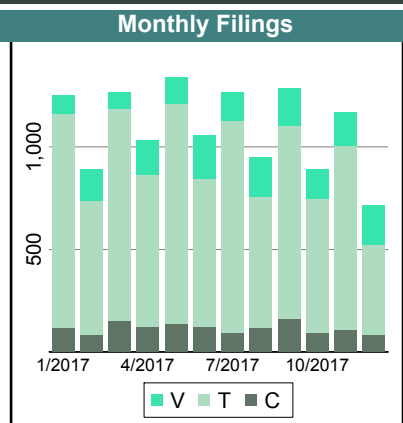
Court ID: **224009**

<u>Criminal</u>		Filings	Hearings	Transactions	Concluded	Final Judgmt	Def Judgmt	Cont	Waived
Capias	CA	60	173	173	57	57	-	116	0
Civil Violation	CV	6	9	9	7	7	-	2	0
Felony	F	419	1,141	1,141	387	387	-	754	0
Misdemeanor	M	741	1,752	1,786	746	712	-	1,040	34
Motion	MO	47	49	49	46	46	-	3	0
Show Cause	SC	129	266	266	132	132	-	134	0
Criminal Total		1,402	3,390	3,424	1,375	1,341	-	2,049	34

<u>Traffic</u>		Filings	Hearings	Transactions	Concluded	Final Judgmt	Def Judgmt	Cont	Waived
Capias	CA	85	279	279	93	93	-	186	0
Civil Violation	CV	24	68	68	21	21	-	47	0
Felony	F	20	56	56	19	19	-	37	0
Infraction	I	8,477	5,285	10,063	8,414	3,636	-	1,649	4,778
Misdemeanor	M	1,082	2,788	2,790	1,056	1,054	-	1,734	2
Motion	MO	53	53	53	53	53	-	-	0
Show Cause	SC	113	348	348	120	120	-	228	0
Traffic Total		9,854	8,877	13,657	9,776	4,996	-	3,881	4,780

<u>Civil</u>		Filings	Hearings	Transactions	Concluded	Final Judgmt	Def Judgmt	Cont	Waived
Abstract	AJ	3	0	3	3	-	-	-	3
Admin License	AL	74	4	77	73	-	-	4	73
Capias	CA	8	1	9	8	-	-	1	8
Detinue	DT	94	71	121	92	8	34	29	50
Garnishment	GA	293	11	304	293	-	-	11	293
Impoundment	IM	25	0	25	25	-	-	-	25
Interrogatory	IN	87	96	171	75	-	-	96	75
Motion for Judgment	MJ	3	5	7	3	-	1	4	2
Overweight	OC	2	0	2	2	-	-	-	2
Other	OT	26	8	31	26	2	1	5	23
Protective Order	PO	52	12	63	51	-	-	11	51
Prelim Prot Order	PP	59	0	60	60	-	-	-	60
Show Cause	SC	69	66	114	51	-	3	63	48
Tenants Assertion	TA	2	2	3	1	-	-	2	1
Unlawful Detainer	UD	261	230	320	262	81	91	58	90
Warrant in Debt	WD	790	797	1,014	783	103	463	230	217
Civil Total		1,848	1,303	2,324	1,808	194	593	514	1,021

Amherst Totals		13,104	13,570	19,405	12,959	6,531	593	6,444	5,835
-----------------------	--	---------------	---------------	---------------	---------------	--------------	------------	--------------	--------------



CASELOAD STATISTICS OF THE GENERAL DISTRICT COURTS

January 2017 thru December 2017

Bedford

District: **24**

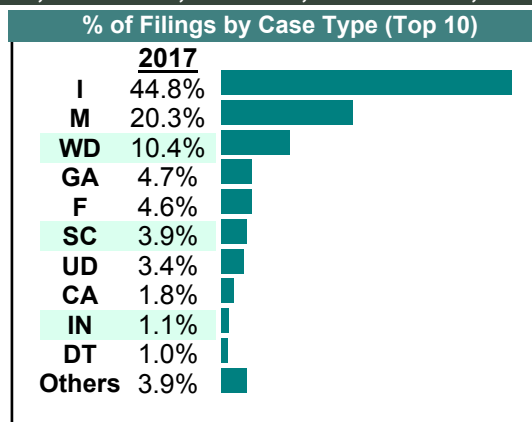
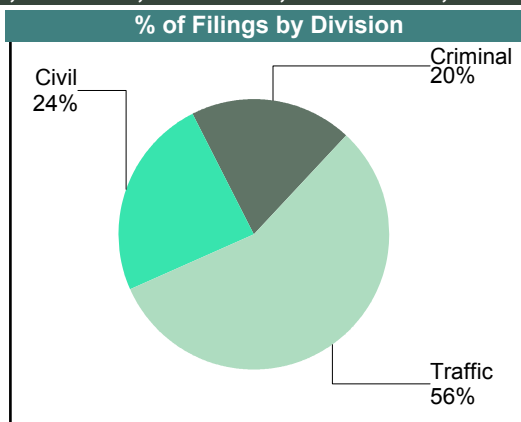
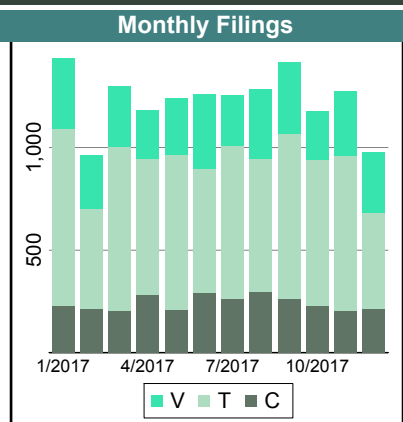
Court ID: **224019**

<u>Criminal</u>		Filings	Hearings	Transactions	Concluded	Final Judgmt	Def Judgmt	Cont	Waived
Capias	CA	148	474	474	156	156	-	317	0
Civil Violation	CV	65	138	143	62	57	-	81	5
Felony	F	667	2,199	2,199	531	531	-	1,668	0
Misdemeanor	M	1,676	4,235	4,356	1,586	1,465	-	2,769	121
Show Cause	SC	343	574	574	330	330	-	244	0
Criminal Total		2,899	7,620	7,746	2,665	2,539	-	5,079	126

<u>Traffic</u>		Filings	Hearings	Transactions	Concluded	Final Judgmt	Def Judgmt	Cont	Waived
Capias	CA	125	431	431	120	120	-	311	0
Civil Violation	CV	6	5	6	6	5	-	-	1
Felony	F	19	55	55	18	18	-	37	0
Infraction	I	6,613	5,829	8,338	6,496	3,987	-	1,841	2,509
Misdemeanor	M	1,318	3,355	3,355	1,162	1,162	-	2,193	0
Show Cause	SC	230	407	407	192	192	-	215	0
Traffic Total		8,311	10,082	12,592	7,994	5,484	-	4,597	2,510

<u>Civil</u>		Filings	Hearings	Transactions	Concluded	Final Judgmt	Def Judgmt	Cont	Waived
Abstract	AJ	13	0	13	13	-	-	-	13
Admin License	AL	108	0	108	108	-	-	-	108
Bond Forfeiture	BF	0	2	2	1	1	-	1	0
Detinue	DT	154	105	186	158	22	55	28	81
Garnishment	GA	688	179	859	680	-	-	179	680
Impoundment	IM	74	0	74	74	-	-	-	74
Interrogatory	IN	169	145	308	163	-	-	145	163
Overweight	OC	2	0	2	2	-	-	-	2
Other	OT	103	30	129	101	-	2	27	99
Protective Order	PO	92	55	139	84	-	-	54	84
Prelim Prot Order	PP	103	22	125	103	-	-	22	103
Petition-Restore Arms	PR	3	2	5	3	-	-	2	3
Show Cause	SC	6	7	12	6	1	-	6	5
Tenants Assertion	TA	1	0	1	1	-	-	-	1
Unlawful Detainer	UD	498	403	600	498	135	166	102	197
Warrant in Debt	WD	1,543	1,676	2,160	1,522	172	866	638	484
Civil Total		3,557	2,626	4,723	3,517	331	1,089	1,204	2,097

Bedford Totals		14,767	20,328	25,061	14,176	8,354	1,089	10,880	4,733
-----------------------	--	---------------	---------------	---------------	---------------	--------------	--------------	---------------	--------------



CASELOAD STATISTICS OF THE GENERAL DISTRICT COURTS

January 2017 thru December 2017

Campbell

District: 24

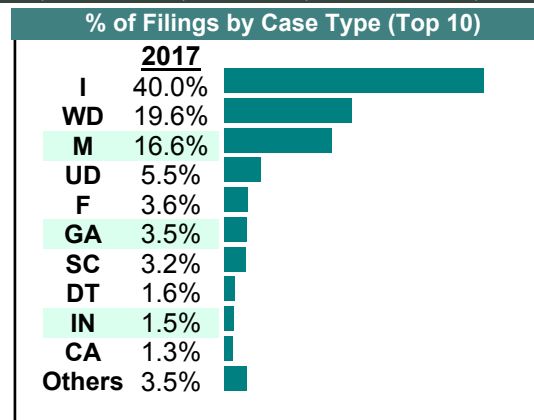
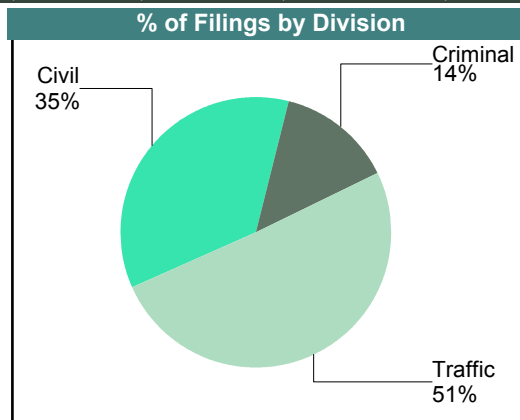
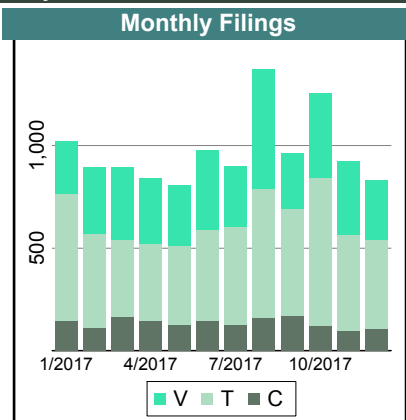
Court ID: 224031

<i>Criminal</i>		Filings	Hearings	Transactions	Concluded	Final Judgmt	Def Judgmt	Cont	Waived
Capias	CA	83	295	295	92	92	-	203	0
Civil Violation	CV	19	51	52	19	18	-	33	1
Felony	F	387	1,246	1,247	359	358	-	888	1
Misdemeanor	M	901	2,456	2,478	893	871	-	1,585	22
Motion	MO	40	40	40	40	40	-	-	0
Show Cause	SC	185	407	407	189	189	-	218	0
Criminal Total		1,615	4,495	4,519	1,592	1,568	-	2,927	24

<i>Traffic</i>		Filings	Hearings	Transactions	Concluded	Final Judgmt	Def Judgmt	Cont	Waived
Capias	CA	55	166	166	43	43	-	123	0
Civil Violation	CV	3	3	3	3	3	-	-	0
Felony	F	35	109	109	30	30	-	79	0
Infraction	I	4,672	3,803	5,702	4,648	2,749	-	1,054	1,899
Misdemeanor	M	1,039	2,389	2,391	979	977	-	1,412	2
Motion	MO	4	4	4	4	4	-	-	0
Restricted O/L	RL	3	3	3	3	3	-	-	0
Show Cause	SC	104	272	272	94	94	-	178	0
Traffic Total		5,915	6,749	8,650	5,804	3,903	-	2,846	1,901

<i>Civil</i>		Filings	Hearings	Transactions	Concluded	Final Judgmt	Def Judgmt	Cont	Waived
Abstract	AJ	10	0	10	10	-	-	-	10
Admin License	AL	94	3	98	95	-	-	3	95
Bond Forfeiture	BF	15	14	26	14	1	1	12	12
Capias	CA	13	7	22	15	-	-	7	15
Counter Claim	CC	7	3	10	8	1	-	2	7
Detinue	DT	182	157	241	180	16	80	61	84
Garnishment	GA	407	103	514	411	-	-	103	411
Impoundment	IM	16	0	16	16	-	-	-	16
Interrogatory	IN	171	155	321	166	-	-	155	166
Motion for Judgment	MJ	0	0	1	1	-	-	-	1
Overweight	OC	3	1	4	3	-	-	1	3
Other	OT	24	8	30	23	-	1	7	22
Protective Order	PO	77	25	103	78	-	-	25	78
Prelim Prot Order	PP	91	1	92	91	-	-	1	91
Petition-Restore Arms	PR	4	1	5	4	-	-	1	4
Show Cause	SC	88	45	134	91	1	1	43	89
Tenants Assertion	TA	4	3	4	4	3	-	-	1
Unlawful Detainer	UD	646	474	696	645	142	281	51	222
Warrant in Debt	WD	2,290	2,065	2,938	2,293	237	1,183	645	873
Civil Total		4,142	3,065	5,265	4,148	401	1,547	1,117	2,200

Campbell Totals	11,672	14,309	18,434	11,544	5,872	1,547	6,890	4,125
------------------------	---------------	---------------	---------------	---------------	--------------	--------------	--------------	--------------



CASELOAD STATISTICS OF THE GENERAL DISTRICT COURTS

January 2017 thru December 2017

Lynchburg

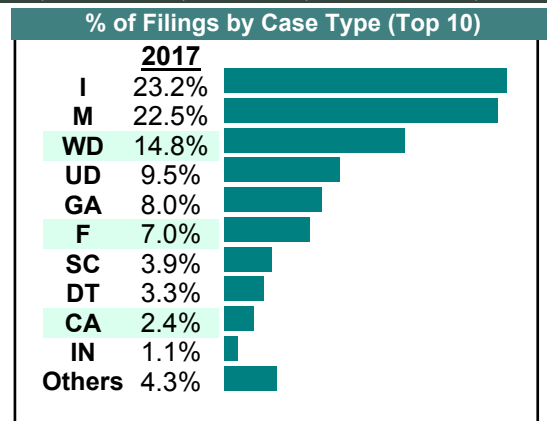
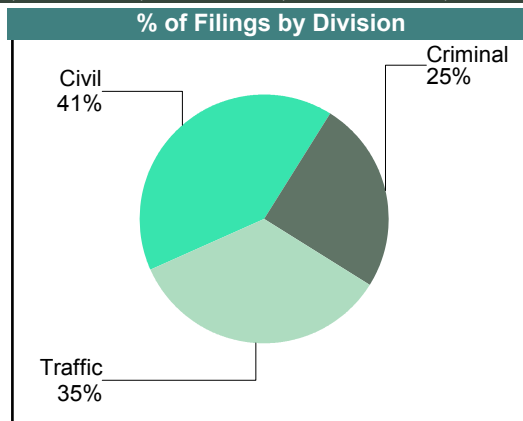
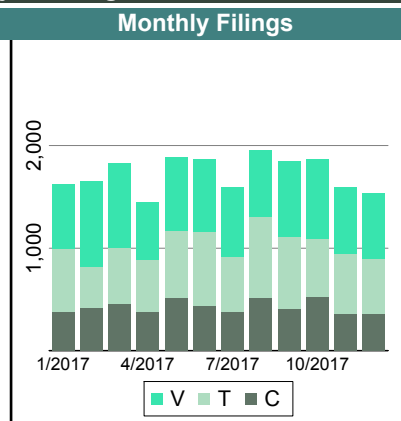
District: 24
Court ID: 224680

<u>Criminal</u>		Filings	Hearings	Transactions	Concluded	Final Judgmt	Def Judgmt	Cont	Waived
Capias	CA	349	1,068	1,068	330	330	-	738	0
Civil Violation	CV	61	184	184	67	67	-	117	0
Felony	F	1,386	4,671	4,671	1,270	1,270	-	3,401	0
Misdemeanor	M	2,785	7,077	7,152	2,765	2,690	-	4,387	75
Restricted O/L	RL	1	1	1	1	1	-	-	0
Show Cause	SC	573	1,229	1,229	567	567	-	662	0
Criminal Total		5,155	14,230	14,305	5,000	4,925	-	9,305	75

<u>Traffic</u>		Filings	Hearings	Transactions	Concluded	Final Judgmt	Def Judgmt	Cont	Waived
Capias	CA	154	521	521	160	160	-	361	0
Civil Violation	CV	1	2	2	1	1	-	1	0
Felony	F	64	205	205	52	52	-	153	0
Infraction	I	4,803	4,491	6,448	4,752	2,795	-	1,696	1,957
Misdemeanor	M	1,861	4,894	4,895	1,732	1,731	-	3,163	1
Restricted O/L	RL	41	41	41	41	41	-	-	0
Show Cause	SC	215	656	656	209	209	-	447	0
Traffic Total		7,139	10,810	12,768	6,947	4,989	-	5,821	1,958

<u>Civil</u>		Filings	Hearings	Transactions	Concluded	Final Judgmt	Def Judgmt	Cont	Waived
Abstract	AJ	20	1	21	20	-	-	1	20
Admin License	AL	199	0	199	199	-	-	-	199
Bond Forfeiture	BF	36	18	49	31	-	-	18	31
Counter Claim	CC	14	20	25	13	8	-	12	5
Detinue	DT	679	454	759	685	61	319	74	305
Garnishment	GA	1,649	36	1,681	1,645	-	-	36	1,645
Impoundment	IM	74	0	74	74	-	-	-	74
Interrogatory	IN	227	248	482	234	-	-	248	234
Motion for Judgment	MJ	1	0	1	1	-	-	-	1
Other	OT	73	5	76	72	1	-	4	71
Protective Order	PO	165	54	209	155	-	-	54	155
Prelim Prot Order	PP	196	4	200	196	-	-	4	196
Petition-Restore Arms	PR	1	0	1	1	-	-	-	1
Show Cause	SC	13	6	19	14	1	-	5	13
Tenants Assertion	TA	13	13	22	13	4	-	9	9
Unlawful Detainer	UD	1,963	1,419	2,206	1,974	486	701	232	787
Warrant in Debt	WD	3,060	3,165	4,017	2,978	380	1,746	1,039	852
Civil Total		8,383	5,443	10,041	8,305	941	2,766	1,736	4,598

Lynchburg Totals	20,677	30,483	37,114	20,252	10,855	2,766	16,862	6,631
-------------------------	---------------	---------------	---------------	---------------	---------------	--------------	---------------	--------------



CASELOAD STATISTICS OF THE GENERAL DISTRICT COURTS

January 2017 thru December 2017

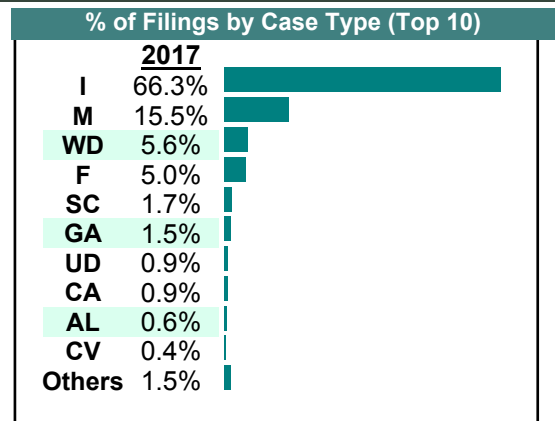
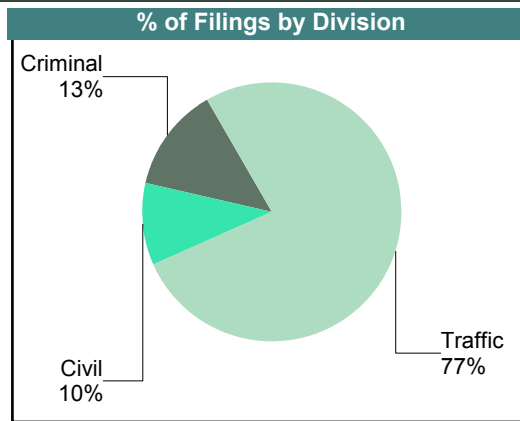
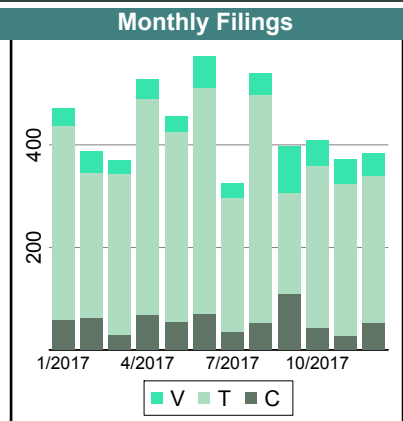
Nelson
District: 24
Court ID: 224125

<u>Criminal</u>		Filings	Hearings	Transactions	Concluded	Final Judgmt	Def Judgmt	Cont	Waived
Capias	CA	17	53	53	13	13	-	40	0
Civil Violation	CV	7	14	14	6	6	-	8	0
Felony	F	247	695	695	224	224	-	471	0
Misdemeanor	M	370	762	773	356	345	-	417	11
Show Cause	SC	32	112	112	26	26	-	86	0
Criminal Total		673	1,636	1,647	625	614	-	1,022	11

<u>Traffic</u>		Filings	Hearings	Transactions	Concluded	Final Judgmt	Def Judgmt	Cont	Waived
Capias	CA	26	76	76	24	24	-	50	0
Civil Violation	CV	13	29	29	11	11	-	18	0
Felony	F	15	49	49	16	16	-	33	0
Infraction	I	3,454	2,063	4,031	3,481	1,513	-	550	1,968
Misdemeanor	M	439	1,037	1,039	444	442	-	595	2
Other	O	1	1	1	1	1	-	-	0
Restricted O/L	RL	7	7	7	7	7	-	-	0
Show Cause	SC	45	127	127	42	42	-	83	0
Traffic Total		4,000	3,389	5,359	4,026	2,056	-	1,329	1,970

<u>Civil</u>		Filings	Hearings	Transactions	Concluded	Final Judgmt	Def Judgmt	Cont	Waived
Abstract	AJ	7	0	7	7	-	-	-	7
Admin License	AL	31	0	31	31	-	-	-	31
Bond Forfeiture	BF	1	1	2	1	-	-	1	1
Capias	CA	4	2	4	2	-	-	-	2
Detinue	DT	8	10	12	9	3	4	3	2
Garnishment	GA	76	5	80	75	-	-	4	75
Impoundment	IM	7	0	7	7	-	-	-	7
Interrogatory	IN	9	19	38	19	-	-	19	19
Motion for Judgment	MJ	1	4	4	2	2	-	2	0
Other	OT	4	0	4	4	-	-	-	4
Protective Order	PO	12	8	19	11	-	-	8	11
Prelim Prot Order	PP	20	1	21	20	-	-	1	20
Show Cause	SC	13	10	22	12	-	-	8	12
Tenants Assertion	TA	1	2	2	1	1	-	1	0
Unlawful Detainer	UD	49	48	60	49	16	21	11	12
Warrant in Debt	WD	293	306	405	282	48	135	123	99
Civil Total		536	416	718	532	70	160	181	302

Nelson Totals	5,209	5,441	7,724	5,183	2,740	160	2,532	2,283
----------------------	--------------	--------------	--------------	--------------	--------------	------------	--------------	--------------



Filings by Court & Division

	Amherst	Bedford	Campbell	Lynchburg	Nelson	Total	
C	Misdemeanor	741 11%	1,676 26%	901 14%	2,785 43%	370 6%	6,473
	Felony	419 13%	667 21%	387 12%	1,386 45%	247 8%	3,106
	Show Cause	129 10%	343 27%	185 15%	573 45%	32 3%	1,262
	Capias	60 9%	148 23%	83 13%	349 53%	17 3%	657
	Civil Violation	6 4%	65 41%	19 12%	61 39%	7 4%	158
	Motion	47 54%	- 0%	40 46%	- 0%	- 0%	87
	Restricted O/L	- 0%	- 0%	- 0%	1 100%	- 0%	1
	Total	1,402 12%	2,899 25%	1,615 14%	5,155 44%	673 6%	11,744
T	Infraction	8,477 30%	6,613 24%	4,672 17%	4,803 17%	3,454 12%	28,019
	Misdemeanor	1,082 19%	1,318 23%	1,039 18%	1,861 32%	439 8%	5,739
	Show Cause	113 16%	230 33%	104 15%	215 30%	45 6%	707
	Capias	85 19%	125 28%	55 12%	154 35%	26 6%	445
	Felony	20 13%	19 12%	35 23%	64 42%	15 10%	153
	Motion	53 93%	- 0%	4 7%	- 0%	- 0%	57
	Restricted O/L	- 0%	- 0%	3 6%	41 80%	7 14%	51
	Civil Violation	24 51%	6 13%	3 6%	1 2%	13 28%	47
	Other	- 0%	- 0%	- 0%	- 0%	1 100%	1
Total	9,854 28%	8,311 24%	5,915 17%	7,139 20%	4,000 11%	35,219	
V	Warrant in Debt	790 10%	1,543 19%	2,290 29%	3,060 38%	293 4%	7,976
	Unlawful Detainer	261 8%	498 15%	646 19%	1,963 57%	49 1%	3,417
	Garnishment	293 9%	688 22%	407 13%	1,649 53%	76 2%	3,113
	Detinue	94 8%	154 14%	182 16%	679 61%	8 1%	1,117
	Interrogatory	87 13%	169 25%	171 26%	227 34%	9 1%	663

	Amherst	Bedford	Campbell	Lynchburg	Nelson	Total
V Admin License	74	108	94	199	31	506
	15%	21%	19%	39%	6%	
Prelim Prot Order	59	103	91	196	20	469
	13%	22%	19%	42%	4%	
Protective Order	52	92	77	165	12	398
	13%	23%	19%	41%	3%	
Other	26	103	24	73	4	230
	11%	45%	10%	32%	2%	
Impoundment	25	74	16	74	7	196
	13%	38%	8%	38%	4%	
Show Cause	69	6	88	13	13	189
	37%	3%	47%	7%	7%	
Abstract	3	13	10	20	7	53
	6%	25%	19%	38%	13%	
Bond Forfeiture	-	-	15	36	1	52
	0%	0%	29%	69%	2%	
Capias	8	-	13	-	4	25
	32%	0%	52%	0%	16%	
Counter Claim	-	-	7	14	-	21
	0%	0%	33%	67%	0%	
Tenants Assertion	2	1	4	13	1	21
	10%	5%	19%	62%	5%	
Petition-Restore Arms	-	3	4	1	-	8
	0%	38%	50%	13%	0%	
Overweight	2	2	3	-	-	7
	29%	29%	43%	0%	0%	
Motion for Judgment	3	-	-	1	1	5
	60%	0%	0%	20%	20%	
Total	1,848	3,557	4,142	8,383	536	18,466
	10%	19%	22%	45%	3%	
Total	13,104	14,767	11,672	20,677	5,209	65,429
	20%	23%	18%	32%	8%	

CASELOAD STATISTICS OF THE GENERAL DISTRICT COURTS

January 2017 thru December 2017

Allegheny

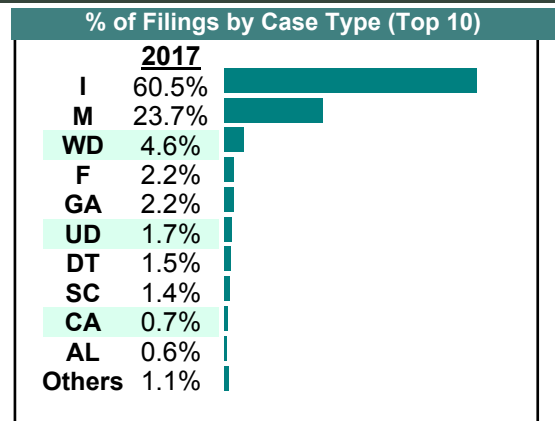
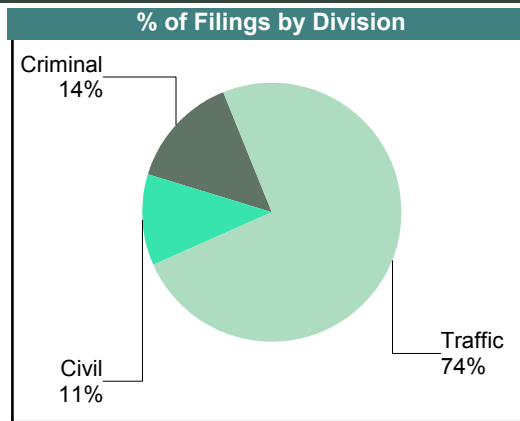
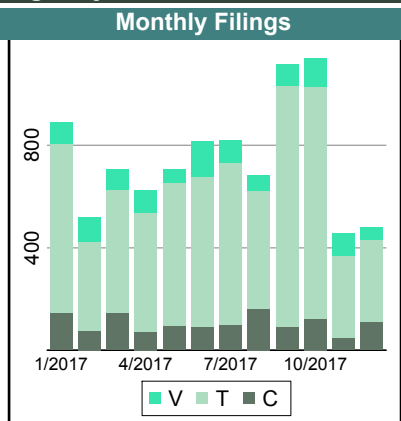
District: 25
Court ID: 225005

<u>Criminal</u>		<u>Filings</u>	<u>Hearings</u>	<u>Transactions</u>	<u>Concluded</u>	<u>Final Judgmt</u>	<u>Def Judgmt</u>	<u>Cont</u>	<u>Waived</u>
Capias	CA	32	85	85	32	32	-	53	0
Civil Violation	CV	20	51	51	22	22	-	29	0
Felony	F	189	428	443	191	176	-	252	15
Misdemeanor	M	925	1,689	1,772	870	787	-	902	83
Show Cause	SC	102	205	205	92	92	-	113	0
Criminal Total		1,268	2,458	2,556	1,207	1,109	-	1,349	98

<u>Traffic</u>		<u>Filings</u>	<u>Hearings</u>	<u>Transactions</u>	<u>Concluded</u>	<u>Final Judgmt</u>	<u>Def Judgmt</u>	<u>Cont</u>	<u>Waived</u>
Capias	CA	34	88	88	43	43	-	45	0
Civil Violation	CV	1	1	1	1	1	-	-	0
Felony	F	6	11	13	5	3	-	8	2
Infraction	I	5,408	3,233	6,214	5,355	2,374	-	859	2,981
Misdemeanor	M	1,189	2,239	2,240	1,176	1,175	-	1,064	1
Show Cause	SC	19	37	37	19	19	-	18	0
Traffic Total		6,657	5,609	8,593	6,599	3,615	-	1,994	2,984

<u>Civil</u>		<u>Filings</u>	<u>Hearings</u>	<u>Transactions</u>	<u>Concluded</u>	<u>Final Judgmt</u>	<u>Def Judgmt</u>	<u>Cont</u>	<u>Waived</u>
Abstract	AJ	4	0	4	4	-	-	-	4
Admin License	AL	52	0	52	52	-	-	-	52
Bond Forfeiture	BF	3	1	4	3	-	-	1	3
Counter Claim	CC	3	3	5	3	1	-	2	2
Detinue	DT	132	131	209	135	7	50	74	78
Garnishment	GA	195	36	226	190	-	-	36	190
Impoundment	IM	7	0	7	7	-	-	-	7
Interrogatory	IN	7	1	8	7	-	-	1	7
Overweight	OC	0	1	2	1	-	-	1	1
Other	OT	2	0	2	2	-	-	-	2
Protective Order	PO	13	0	13	13	-	-	-	13
Prelim Prot Order	PP	32	1	32	32	1	-	-	31
Petition-Restore Arms	PR	3	1	3	2	-	-	1	2
Show Cause	SC	1	0	1	1	-	-	-	1
Tenants Assertion	TA	2	0	3	3	-	-	-	3
Unlawful Detainer	UD	148	147	220	155	25	57	65	73
Warrant in Debt	WD	409	433	555	416	54	240	139	122
Civil Total		1,013	755	1,346	1,026	88	347	320	591

Allegheny Totals	8,938	8,822	12,495	8,832	4,812	347	3,663	3,673
-------------------------	--------------	--------------	---------------	--------------	--------------	------------	--------------	--------------



CASELOAD STATISTICS OF THE GENERAL DISTRICT COURTS

January 2017 thru December 2017

Augusta

District: 25

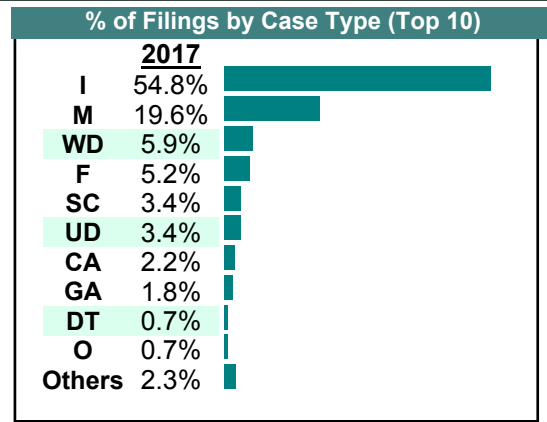
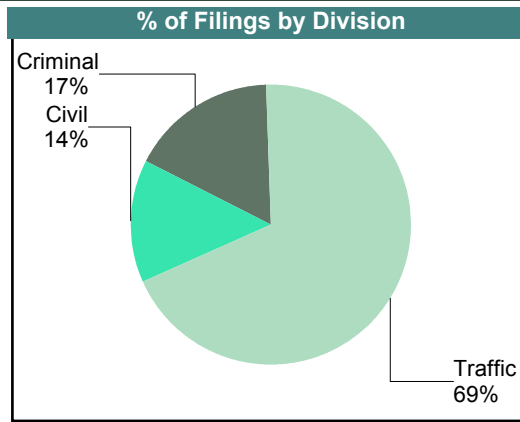
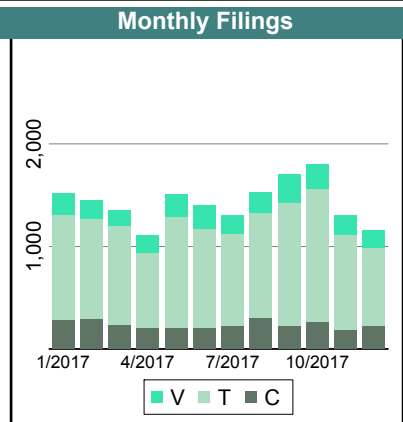
Court ID: 225015

Criminal		Filings	Hearings	Transactions	Concluded	Final Judgmt	Def Judgmt	Cont	Waived
Capias	CA	241	568	568	221	221	-	347	0
Civil Violation	CV	26	76	76	34	34	-	42	0
Felony	F	838	2,686	2,688	762	760	-	1,926	2
Misdemeanor	M	1,419	3,937	4,010	1,364	1,291	-	2,645	73
Other	O	3	3	3	3	3	-	-	0
Show Cause	SC	351	741	741	363	363	-	378	0
Criminal Total		2,878	8,011	8,086	2,747	2,672	-	5,338	75

Traffic		Filings	Hearings	Transactions	Concluded	Final Judgmt	Def Judgmt	Cont	Waived
Capias	CA	123	281	281	124	124	-	157	0
Civil Violation	CV	4	2	4	4	2	-	-	2
Felony	F	50	129	129	31	31	-	98	0
Infraction	I	9,402	7,448	11,942	9,362	4,868	-	2,580	4,494
Misdemeanor	M	1,943	4,506	4,506	1,921	1,921	-	2,584	0
Other	O	119	107	121	119	105	-	2	14
Show Cause	SC	198	271	271	205	205	-	66	0
Traffic Total		11,839	12,744	17,254	11,766	7,256	-	5,487	4,510

Civil		Filings	Hearings	Transactions	Concluded	Final Judgmt	Def Judgmt	Cont	Waived
Abstract	AJ	27	0	27	27	-	-	-	27
Admin License	AL	78	1	79	78	-	-	1	78
Bond Forfeiture	BF	3	2	5	3	-	-	2	3
Capias	CA	8	4	14	10	-	-	4	10
Counter Claim	CC	7	10	15	6	1	-	9	5
Detinue	DT	126	131	192	123	8	54	69	61
Garnishment	GA	313	6	318	312	-	-	6	312
Impoundment	IM	14	0	14	14	-	-	-	14
Interrogatory	IN	74	84	155	71	-	-	84	71
Motion for Judgment	MJ	11	6	14	8	-	-	6	8
Overweight	OC	1	0	1	1	-	-	-	1
Other	OT	11	2	12	11	1	-	1	10
Protective Order	PO	66	17	81	64	-	-	17	64
Prelim Prot Order	PP	72	1	73	72	-	-	1	72
Petition-Restore Arms	PR	2	1	3	2	-	-	1	2
Show Cause	SC	40	37	80	43	-	-	37	43
Third Party Claim	TH	1	2	3	1	-	-	2	1
Unlawful Detainer	UD	575	592	852	558	106	192	294	260
Warrant in Debt	WD	1,005	1,044	1,364	972	97	555	392	320
Civil Total		2,434	1,940	3,302	2,376	213	801	926	1,362

Augusta Totals	17,151	22,695	28,642	16,889	10,141	801	11,751	5,947
-----------------------	---------------	---------------	---------------	---------------	---------------	------------	---------------	--------------



CASELOAD STATISTICS OF THE GENERAL DISTRICT COURTS

January 2017 thru December 2017

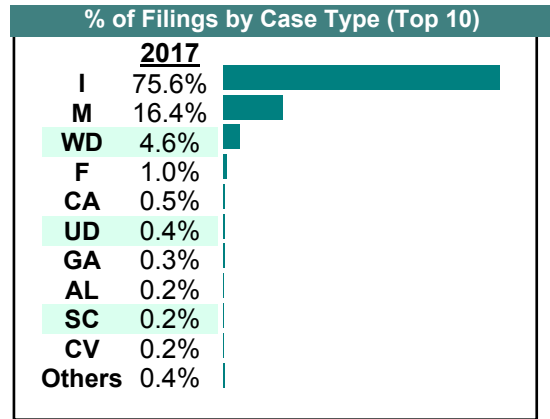
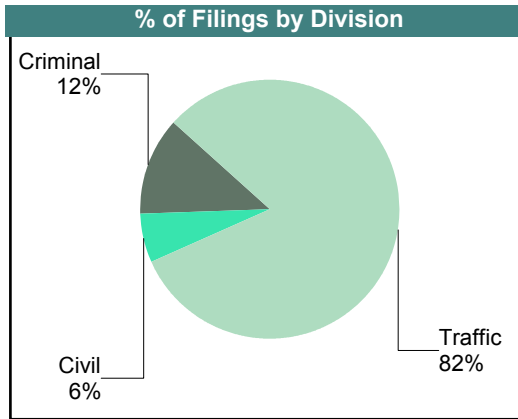
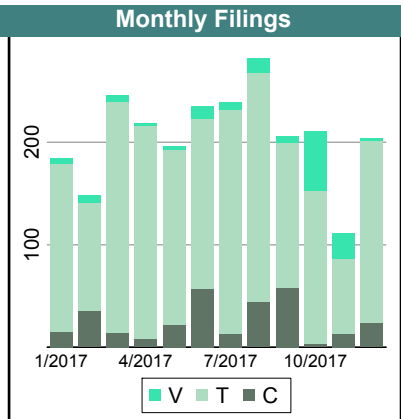
Bath
District: 25
Court ID: 225017

Criminal		Filings	Hearings	Transactions	Concluded	Final Judgmt	Def Judgmt	Cont	Waived
Capias	CA	9	27	27	6	6	-	21	0
Civil Violation	CV	4	4	4	4	4	-	-	0
Felony	F	24	52	52	25	25	-	27	0
Misdemeanor	M	266	336	402	277	211	-	125	66
Show Cause	SC	5	22	22	3	3	-	19	0
Criminal Total		308	441	507	315	249	-	192	66

Traffic		Filings	Hearings	Transactions	Concluded	Final Judgmt	Def Judgmt	Cont	Waived
Capias	CA	4	24	24	5	5	-	19	0
Felony	F	2	6	6	2	2	-	4	0
Infraction	I	1,876	1,365	2,243	1,886	1,008	-	357	878
Misdemeanor	M	140	260	261	151	150	-	110	1
Show Cause	SC	0	9	9	2	2	-	7	0
Traffic Total		2,022	1,664	2,543	2,046	1,167	-	497	879

Civil		Filings	Hearings	Transactions	Concluded	Final Judgmt	Def Judgmt	Cont	Waived
Admin License	AL	6	0	6	6	-	-	-	6
Bond Forfeiture	BF	1	2	3	1	-	-	2	1
Garnishment	GA	8	0	8	8	-	-	-	8
Impoundment	IM	2	0	2	2	-	-	-	2
Interrogatory	IN	1	0	2	2	-	-	-	2
Other	OT	2	0	2	2	-	-	-	2
Protective Order	PO	4	0	4	4	-	-	-	4
Unlawful Detainer	UD	11	8	12	11	5	2	1	4
Warrant in Debt	WD	115	92	133	112	14	57	20	41
Civil Total		150	102	172	148	19	59	23	70

Bath Totals		2,480	2,207	3,222	2,509	1,435	59	712	1,015
--------------------	--	--------------	--------------	--------------	--------------	--------------	-----------	------------	--------------



CASELOAD STATISTICS OF THE GENERAL DISTRICT COURTS

January 2017 thru December 2017

Botetourt

District: **25**

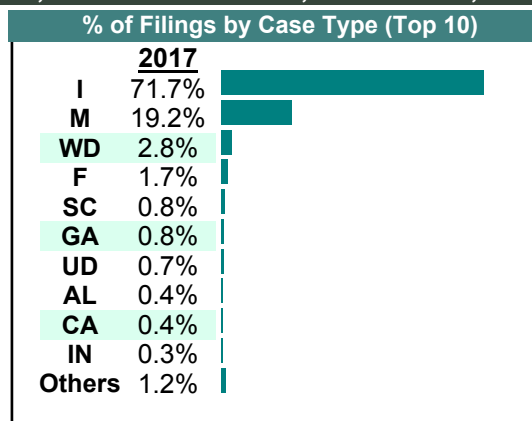
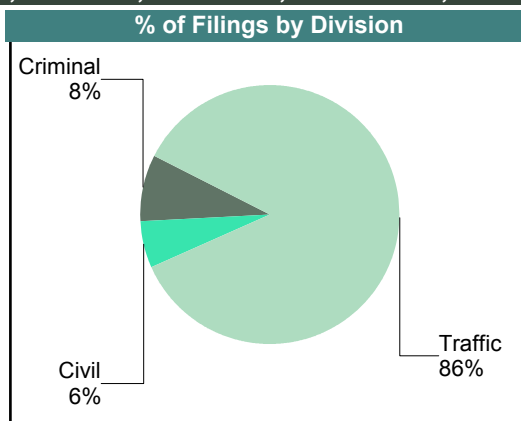
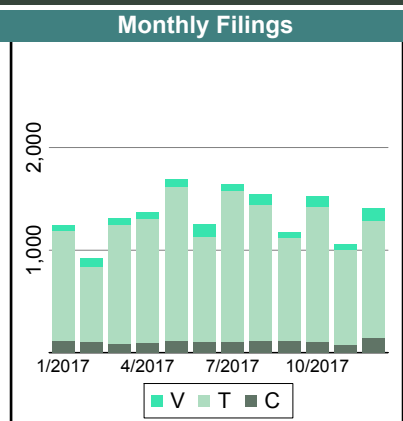
Court ID: **225023**

<u>Criminal</u>		Filings	Hearings	Transactions	Concluded	Final Judgmt	Def Judgmt	Cont	Waived
Capias	CA	56	171	171	57	57	-	114	0
Civil Violation	CV	16	37	37	17	17	-	20	0
Felony	F	256	577	620	200	157	-	420	43
Misdemeanor	M	869	1,829	1,895	833	767	-	1,062	66
Motion	MO	11	11	11	11	11	-	-	0
Show Cause	SC	117	233	233	120	120	-	113	0
Criminal Total		1,325	2,858	2,967	1,238	1,129	-	1,729	109

<u>Traffic</u>		Filings	Hearings	Transactions	Concluded	Final Judgmt	Def Judgmt	Cont	Waived
Capias	CA	6	16	16	8	8	-	8	0
Civil Violation	CV	3	3	3	2	2	-	1	0
Felony	F	16	46	49	18	15	-	31	3
Infraction	I	11,575	8,556	13,397	11,540	6,699	-	1,857	4,841
Misdemeanor	M	2,228	4,291	4,292	2,303	2,302	-	1,989	1
Restricted O/L	RL	5	5	5	5	5	-	-	0
Show Cause	SC	19	51	51	22	22	-	29	0
Traffic Total		13,852	12,968	17,813	13,898	9,053	-	3,915	4,845

<u>Civil</u>		Filings	Hearings	Transactions	Concluded	Final Judgmt	Def Judgmt	Cont	Waived
Abstract	AJ	4	0	4	4	-	-	-	4
Admin License	AL	63	2	64	62	-	-	2	62
Bond Forfeiture	BF	1	0	1	1	-	-	-	1
Counter Claim	CC	2	4	7	3	-	-	4	3
Custody Relief	CR	2	1	3	2	-	-	1	2
Detinue	DT	12	17	26	13	3	1	13	9
Garnishment	GA	123	35	155	120	-	-	35	120
Impoundment	IM	26	0	26	26	-	-	-	26
Interrogatory	IN	52	43	98	55	-	-	43	55
Overweight	OC	52	12	64	52	-	-	12	52
Other	OT	15	6	20	15	-	1	5	14
Protective Order	PO	21	5	25	21	1	-	4	20
Prelim Prot Order	PP	18	2	18	18	2	-	-	16
Petition-Restore Arms	PR	1	4	5	1	-	-	4	1
Tenants Assertion	TA	1	0	1	1	-	-	-	1
Unlawful Detainer	UD	113	81	138	113	27	29	25	57
Warrant in Debt	WD	452	487	639	450	58	240	189	152
Civil Total		958	699	1,294	957	91	271	337	595

Botetourt Totals	16,135	16,525	22,074	16,093	10,273	271	5,981	5,549
-------------------------	---------------	---------------	---------------	---------------	---------------	------------	--------------	--------------



CASELOAD STATISTICS OF THE GENERAL DISTRICT COURTS

January 2017 thru December 2017

Buena Vista

District: **25**

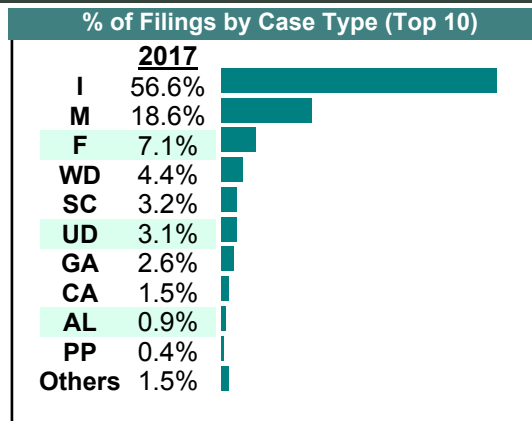
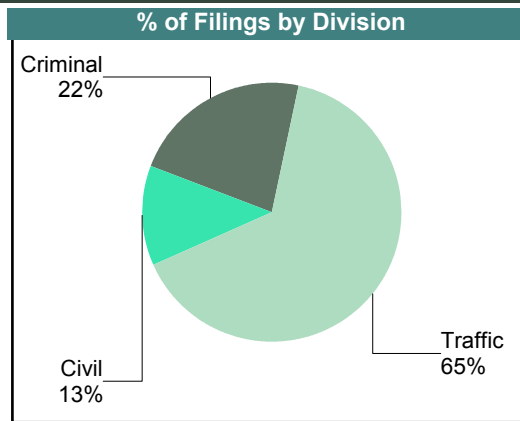
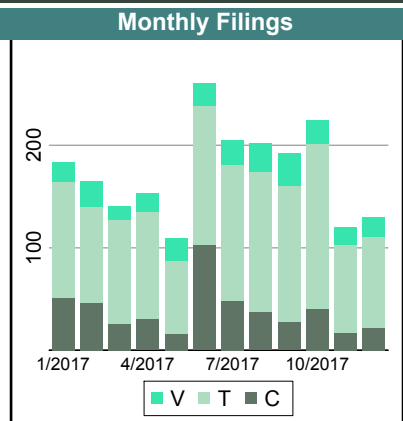
Court ID: **225530**

Criminal		Filings	Hearings	Transactions	Concluded	Final Judgmt	Def Judgmt	Cont	Waived
Capias	CA	23	65	65	23	23	-	42	0
Civil Violation	CV	6	9	9	6	6	-	3	0
Felony	F	146	322	322	127	127	-	195	0
Misdemeanor	M	245	478	501	246	223	-	255	23
Show Cause	SC	48	104	104	49	49	-	55	0
Criminal Total		468	978	1,001	451	428	-	550	23

Traffic		Filings	Hearings	Transactions	Concluded	Final Judgmt	Def Judgmt	Cont	Waived
Capias	CA	8	27	27	10	10	-	17	0
Civil Violation	CV	2	2	2	2	2	-	-	0
Felony	F	2	9	9	3	3	-	6	0
Infraction	I	1,180	956	1,474	1,167	649	-	307	518
Misdemeanor	M	143	245	246	153	152	-	93	1
Show Cause	SC	18	32	32	20	20	-	12	0
Traffic Total		1,353	1,271	1,790	1,355	836	-	435	519

Civil		Filings	Hearings	Transactions	Concluded	Final Judgmt	Def Judgmt	Cont	Waived
Abstract	AJ	3	0	3	3	-	-	-	3
Admin License	AL	18	0	18	18	-	-	-	18
Detinue	DT	7	7	10	7	2	2	3	3
Garnishment	GA	55	8	61	53	-	-	7	53
Impoundment	IM	2	0	2	2	-	-	-	2
Interrogatory	IN	2	3	5	2	-	-	3	2
Other	OT	2	0	2	2	-	-	-	2
Protective Order	PO	7	1	8	7	-	-	1	7
Prelim Prot Order	PP	9	3	12	9	-	-	3	9
Unlawful Detainer	UD	65	63	75	67	19	36	8	12
Warrant in Debt	WD	92	75	104	92	11	52	12	29
Civil Total		262	160	300	262	32	90	37	140

Buena Vista Totals		2,083	2,409	3,091	2,068	1,296	90	1,022	682
---------------------------	--	--------------	--------------	--------------	--------------	--------------	-----------	--------------	------------



CASELOAD STATISTICS OF THE GENERAL DISTRICT COURTS

January 2017 thru December 2017

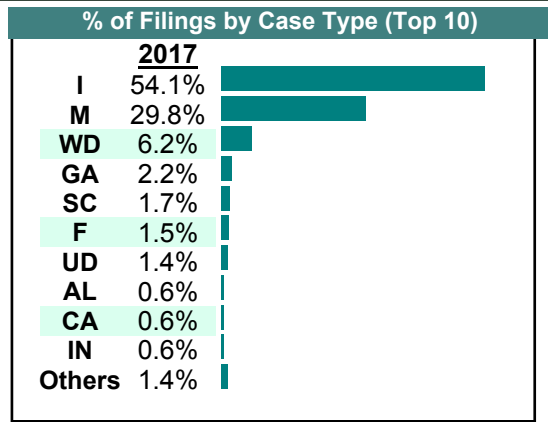
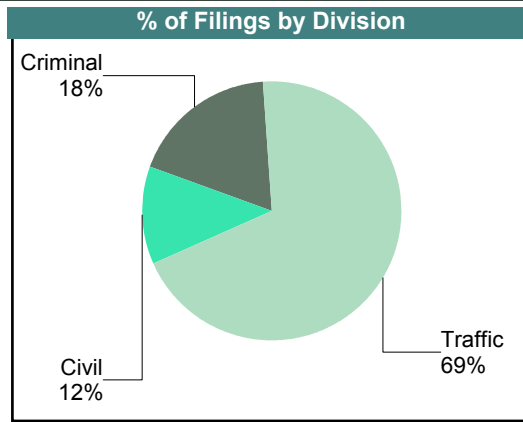
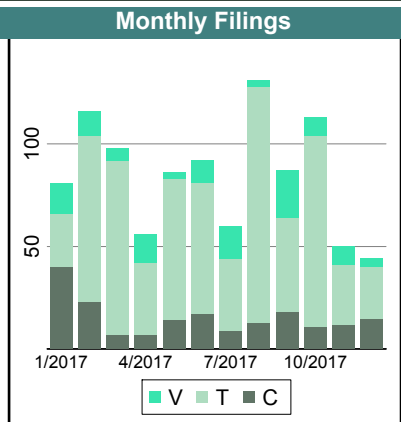
Craig
District: 25
Court ID: 225045

Criminal		Filings	Hearings	Transactions	Concluded	Final Judgmt	Def Judgmt	Cont	Waived
Capias	CA	5	18	18	6	6	-	12	0
Felony	F	15	47	47	17	17	-	30	0
Misdemeanor	M	151	351	362	132	121	-	230	11
Show Cause	SC	15	45	45	14	14	-	31	0
Criminal Total		186	461	472	169	158	-	303	11

Traffic		Filings	Hearings	Transactions	Concluded	Final Judgmt	Def Judgmt	Cont	Waived
Capias	CA	1	3	3	0	-	-	3	0
Civil Violation	CV	0	1	1	1	1	-	-	0
Infraction	I	549	510	663	559	406	-	104	153
Misdemeanor	M	151	314	314	156	156	-	158	0
Show Cause	SC	2	3	3	2	2	-	1	0
Traffic Total		703	831	984	718	565	-	266	153

Civil		Filings	Hearings	Transactions	Concluded	Final Judgmt	Def Judgmt	Cont	Waived
Abstract	AJ	1	0	1	1	-	-	-	1
Admin License	AL	6	0	6	6	-	-	-	6
Detinue	DT	4	5	8	4	-	1	4	3
Garnishment	GA	22	4	26	22	-	-	4	22
Impoundment	IM	1	0	1	1	-	-	-	1
Interrogatory	IN	6	5	11	6	-	-	5	6
Overweight	OC	1	0	1	1	-	-	-	1
Protective Order	PO	4	0	4	4	-	-	-	4
Prelim Prot Order	PP	3	0	3	3	-	-	-	3
Unlawful Detainer	UD	14	19	21	15	8	5	6	2
Warrant in Debt	WD	63	69	87	54	16	20	33	18
Civil Total		125	102	169	117	24	26	52	67

Craig Totals		1,014	1,394	1,625	1,004	747	26	621	231
---------------------	--	--------------	--------------	--------------	--------------	------------	-----------	------------	------------

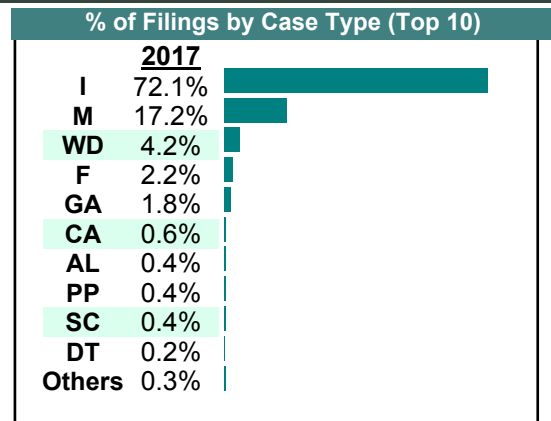
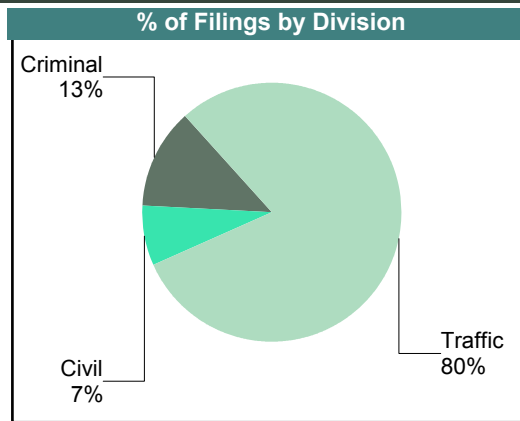
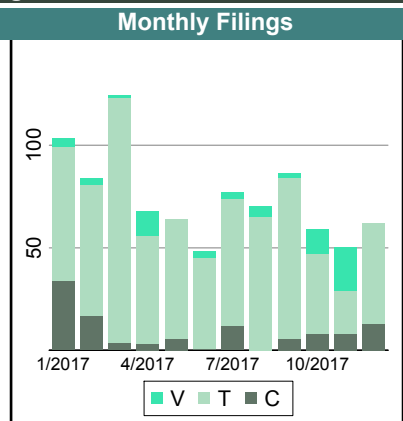


CASELOAD STATISTICS OF THE GENERAL DISTRICT COURTS

January 2017 thru December 2017

Highland
District: 25
Court ID: 225091

<u>Criminal</u>		Filings	Hearings	Transactions	Concluded	Final Judgmt	Def Judgmt	Cont	Waived
Civil Violation	CV	1	2	2	1	1	-	1	0
Felony	F	20	44	44	18	18	-	26	0
Misdemeanor	M	88	160	169	82	73	-	87	9
Show Cause	SC	3	8	8	2	2	-	6	0
Criminal Total		112	214	223	103	94	-	120	9
<u>Traffic</u>		Filings	Hearings	Transactions	Concluded	Final Judgmt	Def Judgmt	Cont	Waived
Capias	CA	5	14	14	6	6	-	8	0
Infraction	I	645	486	824	647	309	-	177	338
Misdemeanor	M	66	125	127	73	71	-	54	2
Show Cause	SC	1	1	1	1	1	-	-	0
Traffic Total		717	626	966	727	387	-	239	340
<u>Civil</u>		Filings	Hearings	Transactions	Concluded	Final Judgmt	Def Judgmt	Cont	Waived
Admin License	AL	4	0	4	4	-	-	-	4
Detinue	DT	2	3	4	2	1	-	2	1
Garnishment	GA	16	5	21	16	-	-	5	16
Interrogatory	IN	0	2	3	1	-	-	2	1
Protective Order	PO	1	0	1	1	-	-	-	1
Prelim Prot Order	PP	4	0	4	4	-	-	-	4
Unlawful Detainer	UD	1	1	1	1	1	-	-	0
Warrant in Debt	WD	38	38	53	41	5	21	12	15
Civil Total		66	49	91	70	7	21	21	42
Highland Totals		895	889	1,280	900	488	21	380	391



CASELOAD STATISTICS OF THE GENERAL DISTRICT COURTS

January 2017 thru December 2017

Rockbridge

District: 25

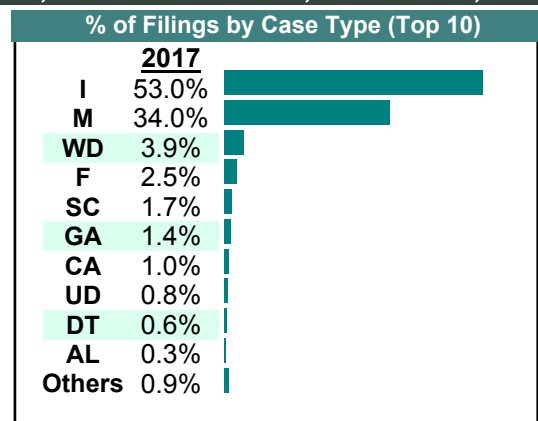
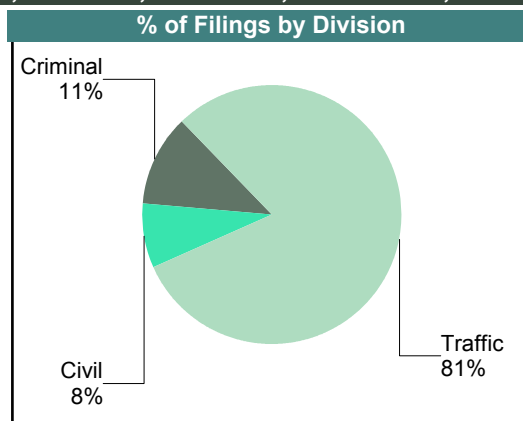
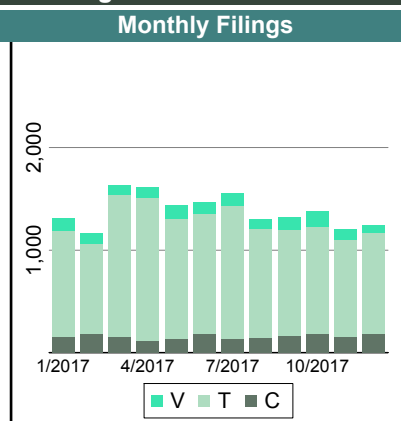
Court ID: 225163

Criminal		Filings	Hearings	Transactions	Concluded	Final Judgmt	Def Judgmt	Cont	Waived
Capias	CA	90	269	269	98	98	-	171	0
Civil Violation	CV	20	44	44	18	18	-	26	0
Felony	F	398	945	1,121	359	183	-	762	176
Misdemeanor	M	1,219	2,765	2,823	1,234	1,176	-	1,589	58
Show Cause	SC	182	419	419	203	203	-	216	0
Criminal Total		1,909	4,442	4,676	1,912	1,678	-	2,764	234

Traffic		Filings	Hearings	Transactions	Concluded	Final Judgmt	Def Judgmt	Cont	Waived
Capias	CA	65	173	173	72	72	-	101	0
Civil Violation	CV	2	2	2	2	2	-	-	0
Felony	F	16	38	43	13	8	-	30	5
Infraction	I	8,801	5,422	10,088	8,759	4,093	-	1,329	4,666
Misdemeanor	M	4,435	8,041	8,041	4,405	4,405	-	3,636	0
Other	O	1	1	1	1	1	-	-	0
Show Cause	SC	64	119	119	65	65	-	54	0
Traffic Total		13,384	13,796	18,467	13,317	8,646	-	5,150	4,671

Civil		Filings	Hearings	Transactions	Concluded	Final Judgmt	Def Judgmt	Cont	Waived
Abstract	AJ	3	0	3	3	-	-	-	3
Admin License	AL	52	0	52	52	-	-	-	52
Bond Forfeiture	BF	6	6	11	7	-	2	4	5
Capias	CA	5	2	5	5	2	-	-	3
Counter Claim	CC	1	1	2	1	-	-	1	1
Detinue	DT	93	112	149	95	10	48	54	37
Garnishment	GA	232	24	256	232	-	-	23	232
Impoundment	IM	29	0	29	29	-	-	-	29
Interrogatory	IN	30	32	54	22	-	-	32	22
Overweight	OC	1	0	1	1	-	-	-	1
Other	OT	8	0	8	8	-	-	-	8
Protective Order	PO	22	0	22	22	-	-	-	22
Prelim Prot Order	PP	29	0	29	29	-	-	-	29
Show Cause	SC	30	9	37	29	-	1	8	28
Tenants Assertion	TA	1	2	2	1	1	-	1	0
Unlawful Detainer	UD	132	120	167	128	32	49	39	47
Warrant in Debt	WD	649	613	849	653	62	355	195	236
Zoning Viol	ZO	1	0	1	1	-	-	-	1
Civil Total		1,324	921	1,677	1,318	107	455	357	756

Rockbridge Totals	Filings	Hearings	Transactions	Concluded	Final Judgmt	Def Judgmt	Cont	Waived
	16,617	19,159	24,820	16,547	10,431	455	8,271	5,661



CASELOAD STATISTICS OF THE GENERAL DISTRICT COURTS

January 2017 thru December 2017

Stanton

District: 25

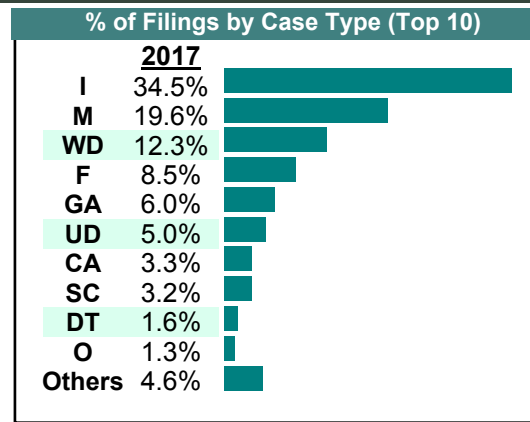
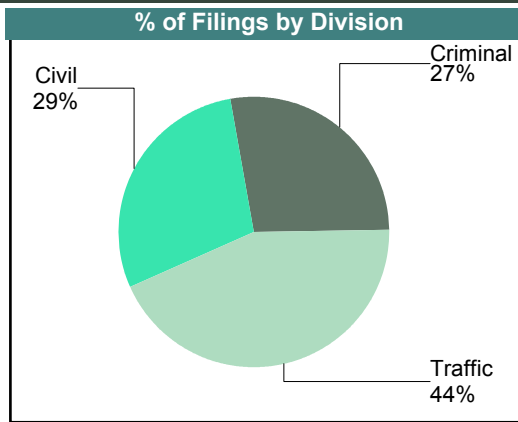
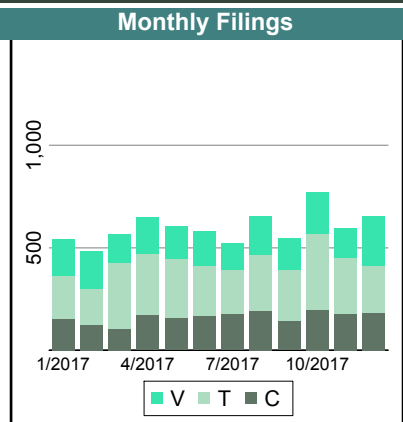
Court ID: 225790

<u>Criminal</u>		<u>Filings</u>	<u>Hearings</u>	<u>Transactions</u>	<u>Concluded</u>	<u>Final Judgmt</u>	<u>Def Judgmt</u>	<u>Cont</u>	<u>Waived</u>
Capias	CA	175	445	445	162	162	-	283	0
Civil Violation	CV	46	77	77	46	46	-	31	0
Felony	F	595	1,576	1,576	508	508	-	1,068	0
Misdemeanor	M	960	2,615	2,639	872	848	-	1,767	24
Motion	MO	34	35	35	35	35	-	-	0
Show Cause	SC	152	446	446	156	156	-	290	0
Criminal Total		1,962	5,194	5,218	1,779	1,755	-	3,439	24

<u>Traffic</u>		<u>Filings</u>	<u>Hearings</u>	<u>Transactions</u>	<u>Concluded</u>	<u>Final Judgmt</u>	<u>Def Judgmt</u>	<u>Cont</u>	<u>Waived</u>
Capias	CA	58	174	174	66	66	-	108	0
Felony	F	16	52	52	20	20	-	32	0
Infraction	I	2,466	2,358	3,278	2,469	1,549	-	809	920
Misdemeanor	M	443	1,096	1,096	520	520	-	576	0
Motion	MO	8	8	8	8	8	-	-	0
Other	O	94	94	94	94	94	-	-	0
Restricted O/L	RL	11	12	12	11	11	-	1	0
Show Cause	SC	35	83	83	28	28	-	55	0
Traffic Total		3,131	3,877	4,797	3,216	2,296	-	1,581	920

<u>Civil</u>		<u>Filings</u>	<u>Hearings</u>	<u>Transactions</u>	<u>Concluded</u>	<u>Final Judgmt</u>	<u>Def Judgmt</u>	<u>Cont</u>	<u>Waived</u>
Abstract	AJ	25	0	25	25	-	-	-	25
Admin License	AL	54	5	59	54	-	-	5	54
Bond Forfeiture	BF	12	8	22	15	-	1	7	14
Capias	CA	6	8	15	7	-	-	8	7
Detinue	DT	113	117	153	107	6	65	46	36
Detinue Seizure	DZ	2	0	2	2	-	-	-	2
Garnishment	GA	431	9	440	431	-	-	9	431
Impoundment	IM	10	0	10	10	-	-	-	10
Interrogatory	IN	71	91	157	66	-	-	91	66
Motion for Judgment	MJ	3	4	8	4	-	-	4	4
Other	OT	7	0	7	7	-	-	-	7
Protective Order	PO	22	4	27	23	-	-	4	23
Prelim Prot Order	PP	25	0	25	25	-	-	-	25
Petition-Restore Arms	PR	2	2	4	2	-	-	2	2
Show Cause	SC	45	45	92	47	-	-	45	47
Unlawful Detainer	UD	355	376	493	334	84	133	159	117
Warrant in Debt	WD	881	947	1,222	870	103	492	352	275
Civil Total		2,064	1,616	2,761	2,029	193	691	732	1,145

Stanton Totals	7,157	10,687	12,776	7,024	4,244	691	5,752	2,089
-----------------------	--------------	---------------	---------------	--------------	--------------	------------	--------------	--------------



CASELOAD STATISTICS OF THE GENERAL DISTRICT COURTS

January 2017 thru December 2017

Waynesboro

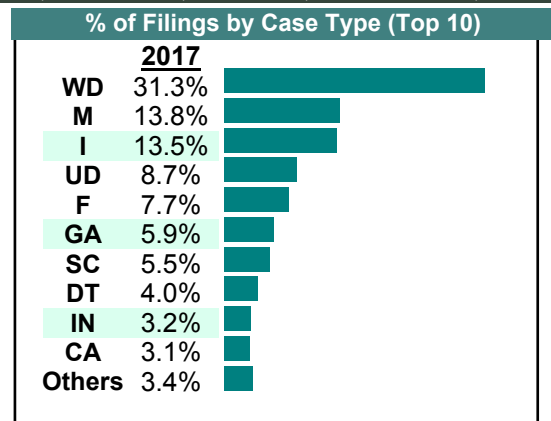
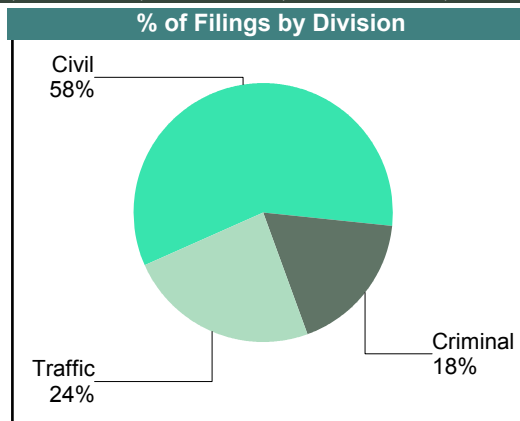
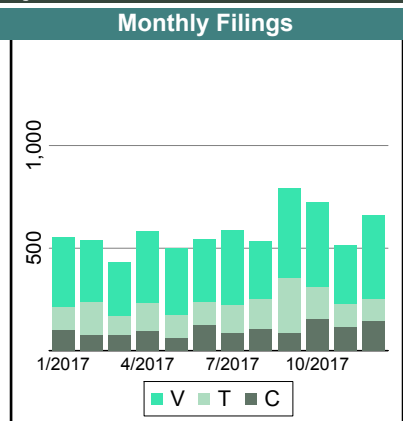
District: 25
Court ID: 225820

Criminal		Filings	Hearings	Transactions	Concluded	Final Judgmt	Def Judgmt	Cont	Waived
Capias	CA	113	247	247	100	100	-	147	0
Felony	F	520	1,310	1,310	425	425	-	885	0
Misdemeanor	M	528	1,118	1,156	490	452	-	666	38
Show Cause	SC	77	189	189	76	76	-	113	0
Criminal Total		1,238	2,864	2,902	1,091	1,053	-	1,811	38

Traffic		Filings	Hearings	Transactions	Concluded	Final Judgmt	Def Judgmt	Cont	Waived
Capias	CA	79	174	174	77	77	-	97	0
Civil Violation	CV	17	44	44	13	13	-	31	0
Felony	F	16	32	32	10	10	-	22	0
Infraction	I	937	674	1,138	926	462	-	212	464
Misdemeanor	M	434	1,109	1,109	368	368	-	741	0
Other	O	58	59	59	59	59	-	-	0
Restricted O/L	RL	12	12	12	12	12	-	-	0
Show Cause	SC	101	274	274	101	101	-	173	0
Traffic Total		1,654	2,378	2,842	1,566	1,102	-	1,276	464

Civil		Filings	Hearings	Transactions	Concluded	Final Judgmt	Def Judgmt	Cont	Waived
Abstract	AJ	13	0	13	13	-	-	-	13
Admin License	AL	41	1	42	41	-	-	1	41
Bond Forfeiture	BF	4	2	5	3	-	-	2	3
Capias	CA	23	16	37	21	-	-	16	21
Counter Claim	CC	1	1	2	1	-	-	1	1
Custody Relief	CR	1	2	2	1	-	1	1	0
Detinue	DT	277	298	408	287	11	166	121	110
Garnishment	GA	408	3	410	407	-	-	3	407
Impoundment	IM	5	0	5	5	-	-	-	5
Interrogatory	IN	224	310	548	238	-	-	310	238
Motion for Judgment	MJ	3	10	11	3	2	-	8	1
Other	OT	11	1	12	11	-	-	1	11
Protective Order	PO	22	1	24	23	-	-	1	23
Prelim Prot Order	PP	46	21	66	45	-	-	21	45
Show Cause	SC	202	169	390	221	-	-	169	221
Tenants Assertion	TA	0	0	1	1	-	-	-	1
Unlawful Detainer	UD	604	598	883	608	94	229	275	285
Warrant in Debt	WD	2,173	2,226	2,894	2,191	153	1,370	703	668
Civil Total		4,058	3,659	5,753	4,120	260	1,766	1,633	2,094

Waynesboro Totals	Filings	Hearings	Transactions	Concluded	Final Judgmt	Def Judgmt	Cont	Waived
	6,950	8,901	11,497	6,777	2,415	1,766	4,720	2,596



CASELOAD STATISTICS OF THE GENERAL DISTRICT COURTS

January 2017 thru December 2017 Filing Comparison

District: 25

Filings by Court & Division

	Alleghany	Augusta	Bath	Botetourt	Buena Vista	Craig	Highland	Rockbridge	Staunton	Waynesboro	Total	
C	Misdemeanor	925 14%	1,419 21%	266 4%	869 13%	245 4%	151 2%	88 1%	1,219 18%	960 14%	528 8%	6,670
	Felony	189 6%	838 28%	24 1%	256 9%	146 5%	15 0%	20 1%	398 13%	595 20%	520 17%	3,001
	Show Cause	102 10%	351 33%	5 0%	117 11%	48 5%	15 1%	3 0%	182 17%	152 14%	77 7%	1,052
	Capias	32 4%	241 32%	9 1%	56 8%	23 3%	5 1%	- 0%	90 12%	175 24%	113 15%	744
	Civil Violation	20 14%	26 19%	4 3%	16 12%	6 4%	- 0%	1 1%	20 14%	46 33%	- 0%	139
	Motion	- 0%	- 0%	- 0%	11 24%	- 0%	- 0%	- 0%	- 0%	34 76%	- 0%	45
	Other	- 0%	3 100%	- 0%	- 0%	- 0%	- 0%	- 0%	- 0%	- 0%	- 0%	3
	Total	1,268 11%	2,878 25%	308 3%	1,325 11%	468 4%	186 2%	112 1%	1,909 16%	1,962 17%	1,238 11%	11,654
T	Infraction	5,408 13%	9,402 22%	1,876 4%	11,575 27%	1,180 3%	549 1%	645 2%	8,801 21%	2,466 6%	937 2%	42,839
	Misdemeanor	1,189 11%	1,943 17%	140 1%	2,228 20%	143 1%	151 1%	66 1%	4,435 40%	443 4%	434 4%	11,172
	Show Cause	19 4%	198 43%	- 0%	19 4%	18 4%	2 0%	1 0%	64 14%	35 8%	101 22%	457
	Capias	34 9%	123 32%	4 1%	6 2%	8 2%	1 0%	5 1%	65 17%	58 15%	79 21%	383
	Other	- 0%	119 44%	- 0%	- 0%	- 0%	- 0%	- 0%	1 0%	94 35%	58 21%	272
	Felony	6 5%	50 40%	2 2%	16 13%	2 2%	- 0%	- 0%	16 13%	16 13%	16 13%	124
	Civil Violation	1 3%	4 14%	- 0%	3 10%	2 7%	- 0%	- 0%	2 7%	- 0%	17 59%	29
	Restricted O/L	- 0%	- 0%	- 0%	5 18%	- 0%	- 0%	- 0%	- 0%	11 39%	12 43%	28
	Motion	- 0%	- 0%	- 0%	- 0%	- 0%	- 0%	- 0%	- 0%	8 100%	- 0%	8
Total	6,657 12%	11,839 21%	2,022 4%	13,852 25%	1,353 2%	703 1%	717 1%	13,384 24%	3,131 6%	1,654 3%	55,312	
V	Warrant in Debt	409 7%	1,005 17%	115 2%	452 8%	92 2%	63 1%	38 1%	649 11%	881 15%	2,173 37%	5,877
	Unlawful Detainer	148 7%	575 28%	11 1%	113 6%	65 3%	14 1%	1 0%	132 7%	355 18%	604 30%	2,018
	Garnishment	195 11%	313 17%	8 0%	123 7%	55 3%	22 1%	16 1%	232 13%	431 24%	408 23%	1,803
	Detinue	132 17%	126 16%	- 0%	12 2%	7 1%	4 1%	2 0%	93 12%	113 15%	277 36%	766
	Interrogatory	7 1%	74 16%	1 0%	52 11%	2 0%	6 1%	- 0%	30 6%	71 15%	224 48%	467

	Alleghany	Augusta	Bath	Botetourt	Buena Vista	Craig	Highland	Rockbridge	Staunton	Waynesboro	Total
V Admin License	52	78	6	63	18	6	4	52	54	41	374
	14%	21%	2%	17%	5%	2%	1%	14%	14%	11%	
Show Cause	1	40	-	-	-	-	-	30	45	202	318
	0%	13%	0%	0%	0%	0%	0%	9%	14%	64%	
Prelim Prot Order	32	72	-	18	9	3	4	29	25	46	238
	13%	30%	0%	8%	4%	1%	2%	12%	11%	19%	
Protective Order	13	66	4	21	7	4	1	22	22	22	182
	7%	36%	2%	12%	4%	2%	1%	12%	12%	12%	
Impoundment	7	14	2	26	2	1	-	29	10	5	96
	7%	15%	2%	27%	2%	1%	0%	30%	10%	5%	
Abstract	4	27	-	4	3	1	-	3	25	13	80
	5%	34%	0%	5%	4%	1%	0%	4%	31%	16%	
Other	2	11	2	15	2	-	-	8	7	11	58
	3%	19%	3%	26%	3%	0%	0%	14%	12%	19%	
Overweight	-	1	-	52	-	1	-	1	-	-	55
	0%	2%	0%	95%	0%	2%	0%	2%	0%	0%	
Capias	-	8	-	-	-	-	-	5	6	23	42
	0%	19%	0%	0%	0%	0%	0%	12%	14%	55%	
Bond Forfeiture	3	3	1	1	-	-	-	6	12	4	30
	10%	10%	3%	3%	0%	0%	0%	20%	40%	13%	
Motion for Judgment	-	11	-	-	-	-	-	-	3	3	17
	0%	65%	0%	0%	0%	0%	0%	0%	18%	18%	
Counter Claim	3	7	-	2	-	-	-	1	-	1	14
	21%	50%	0%	14%	0%	0%	0%	7%	0%	7%	
Petition-Restore Arms	3	2	-	1	-	-	-	-	2	-	8
	38%	25%	0%	13%	0%	0%	0%	0%	25%	0%	
Tenants Assertion	2	-	-	1	-	-	-	1	-	-	4
	50%	0%	0%	25%	0%	0%	0%	25%	0%	0%	
Custody Relief	-	-	-	2	-	-	-	-	-	1	3
	0%	0%	0%	67%	0%	0%	0%	0%	0%	33%	
Detinue Seizure	-	-	-	-	-	-	-	-	2	-	2
	0%	0%	0%	0%	0%	0%	0%	0%	100%	0%	
Third Party Claim	-	1	-	-	-	-	-	-	-	-	1
	0%	100%	0%	0%	0%	0%	0%	0%	0%	0%	
Zoning Viol	-	-	-	-	-	-	-	1	-	-	1
	0%	0%	0%	0%	0%	0%	0%	100%	0%	0%	
Total	1,013	2,434	150	958	262	125	66	1,324	2,064	4,058	12,454
	8%	20%	1%	8%	2%	1%	1%	11%	17%	33%	
Total	<u>8,938</u>	<u>17,151</u>	<u>2,480</u>	<u>16,135</u>	<u>2,083</u>	<u>1,014</u>	<u>895</u>	<u>16,617</u>	<u>7,157</u>	<u>6,950</u>	79,420
	11%	22%	3%	20%	3%	1%	1%	21%	9%	9%	

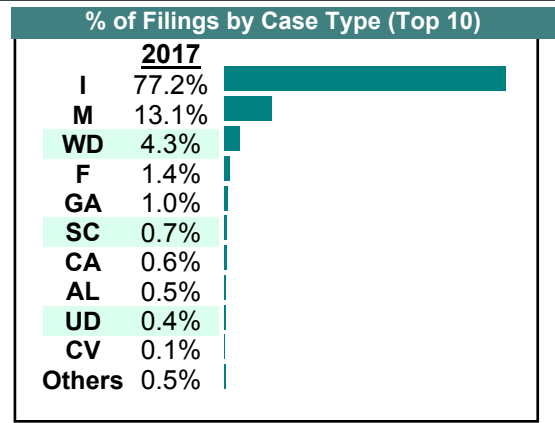
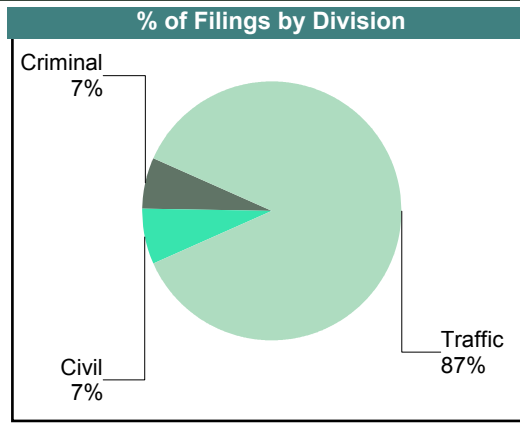
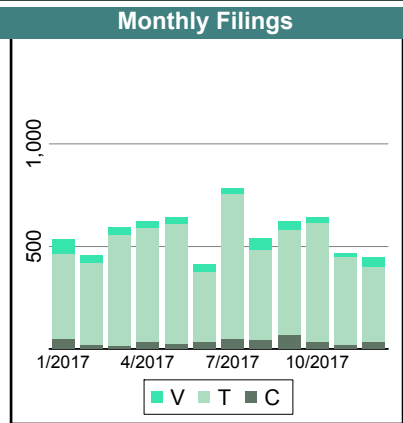
CASELOAD STATISTICS OF THE GENERAL DISTRICT COURTS

January 2017 thru December 2017

Clarke

District: **26**
Court ID: **226043**

<u>Criminal</u>		<u>Filings</u>	<u>Hearings</u>	<u>Transactions</u>	<u>Concluded</u>	<u>Final Judgmt</u>	<u>Def Judgmt</u>	<u>Cont</u>	<u>Waived</u>
Capias	CA	28	62	62	28	28	-	34	0
Civil Violation	CV	10	29	29	15	15	-	14	0
Felony	F	91	281	281	95	95	-	186	0
Misdemeanor	M	274	625	666	261	220	-	405	41
Show Cause	SC	38	99	99	34	34	-	65	0
Criminal Total		441	1,096	1,137	433	392	-	704	41
Traffic									
Capias	CA	14	37	37	9	9	-	28	0
Felony	F	5	15	15	6	6	-	9	0
Infraction	I	5,228	2,713	5,933	5,212	1,992	-	721	3,220
Misdemeanor	M	612	1,185	1,185	596	596	-	589	0
Show Cause	SC	4	8	8	6	6	-	2	0
Traffic Total		5,863	3,958	7,178	5,829	2,609	-	1,349	3,220
Civil									
Abstract	AJ	2	0	2	2	-	-	-	2
Admin License	AL	37	0	37	37	-	-	-	37
Bond Forfeiture	BF	5	6	11	6	-	1	5	5
Detinue	DT	0	1	1	1	1	-	-	0
Garnishment	GA	69	15	83	68	-	-	15	68
Impoundment	IM	8	0	8	8	-	-	-	8
Interrogatory	IN	1	0	2	2	-	-	-	2
Other	OT	4	0	4	4	-	-	-	4
Protective Order	PO	7	3	10	7	-	-	3	7
Prelim Prot Order	PP	7	9	16	7	-	-	9	7
Show Cause	SC	3	1	6	5	-	-	1	5
Unlawful Detainer	UD	30	35	44	31	14	8	13	9
Warrant in Debt	WD	293	349	474	293	31	137	181	125
Civil Total		466	419	698	471	46	146	227	279
Clarke Totals		6,770	5,473	9,013	6,733	3,047	146	2,280	3,540



CASELOAD STATISTICS OF THE GENERAL DISTRICT COURTS

January 2017 thru December 2017

Frederick

District: 26

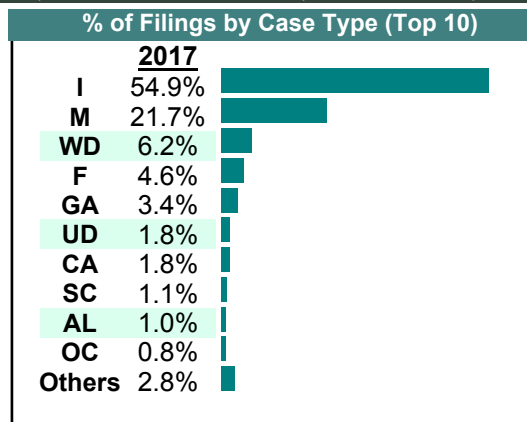
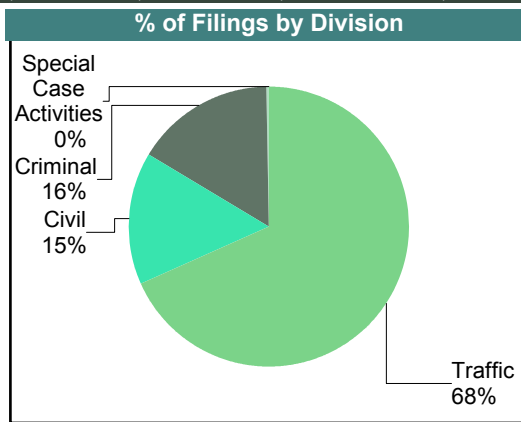
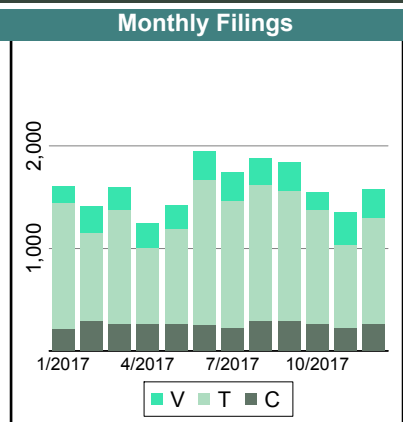
Court ID: 226069

<u>Criminal</u>		Filings	Hearings	Transactions	Concluded	Final Judgmt	Def Judgmt	Cont	Waived
Capias	CA	278	712	712	259	259	-	453	0
Civil Violation	CV	50	126	126	49	49	-	77	0
Felony	F	835	2,203	2,207	670	666	-	1,537	4
Misdemeanor	M	1,770	4,335	4,427	1,644	1,552	-	2,783	92
Motion	MO	43	45	45	43	43	-	2	0
Show Cause	SC	153	337	337	161	161	-	176	0
Criminal Total		3,129	7,758	7,854	2,826	2,730	-	5,028	96

<u>Traffic</u>		Filings	Hearings	Transactions	Concluded	Final Judgmt	Def Judgmt	Cont	Waived
Capias	CA	62	158	158	68	68	-	90	0
Civil Violation	CV	6	8	8	7	7	-	1	0
Felony	F	38	91	91	28	28	-	63	0
Infraction	I	10,516	5,814	11,486	10,486	4,814	-	1,000	5,672
Misdemeanor	M	2,386	3,913	3,916	2,317	2,314	-	1,599	3
Motion	MO	4	4	4	4	4	-	-	0
Other	O	3	3	3	3	3	-	-	0
Restricted O/L	RL	8	8	8	8	8	-	-	0
Show Cause	SC	47	91	91	40	40	-	51	0
Traffic Total		13,070	10,090	15,765	12,961	7,286	-	2,804	5,675

<u>Civil</u>		Filings	Hearings	Transactions	Concluded	Final Judgmt	Def Judgmt	Cont	Waived
Abstract	AJ	26	0	26	26	-	-	-	26
Admin License	AL	183	0	183	183	-	-	-	183
Bond Forfeiture	BF	7	8	17	10	-	1	7	9
Detinue	DT	10	14	19	7	2	-	12	5
Garnishment	GA	648	134	785	651	-	-	134	651
Impoundment	IM	52	0	52	52	-	-	-	52
Interrogatory	IN	33	33	63	30	-	-	33	30
Mental Commitment	MC	57							
Overweight	OC	162	108	239	131	-	-	108	131
Other	OT	54	3	57	54	-	-	3	54
Protective Order	PO	75	28	99	71	-	-	28	71
Prelim Prot Order	PP	93	6	98	92	-	-	6	92
Petition-Restore Arms	PR	7	6	14	8	-	-	6	8
Show Cause	SC	18	16	34	21	1	2	13	18
Tenants Assertion	TA	2	2	3	1	-	-	2	1
Unlawful Detainer	UD	344	314	474	342	77	105	132	160
Warrant in Debt	WD	1,193	1,306	1,689	1,164	107	674	525	383
Civil Total		2,964	2,000	3,921	2,890	187	782	1,031	1,921

Frederick Totals	19,163	19,848	27,540	18,677	10,203	782	8,863	7,692
-------------------------	---------------	---------------	---------------	---------------	---------------	------------	--------------	--------------



CASELOAD STATISTICS OF THE GENERAL DISTRICT COURTS

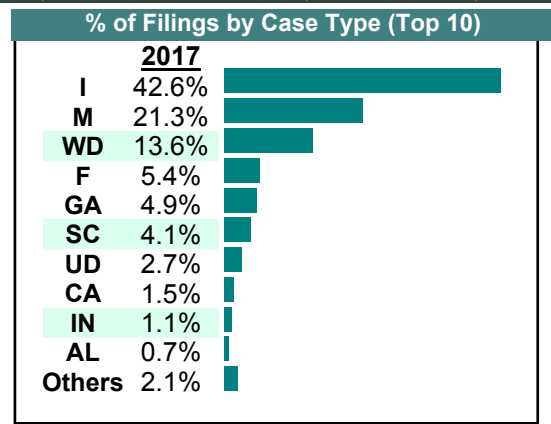
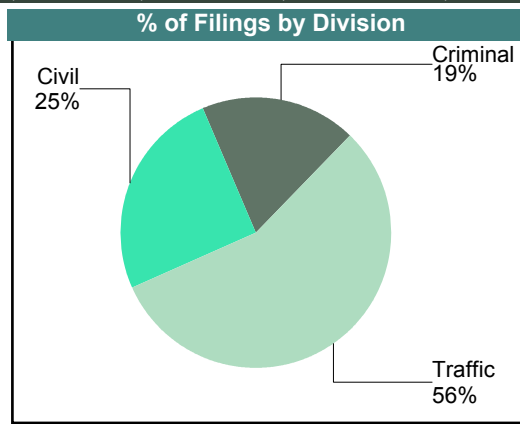
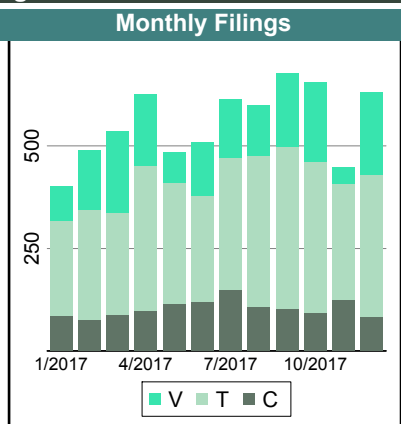
January 2017 thru December 2017

<u>Criminal</u>		Filings	Hearings	Transactions	Concluded	Final Judgmt	Def Judgmt	Cont	Waived
Capias	CA	59	198	198	57	57	-	141	0
Civil Violation	CV	23	67	68	25	24	-	43	1
Felony	F	347	1,099	1,099	279	279	-	820	0
Misdemeanor	M	663	1,726	1,759	658	625	-	1,101	33
Show Cause	SC	157	504	504	148	148	-	356	0
Criminal Total		1,249	3,594	3,628	1,167	1,133	-	2,461	34

<u>Traffic</u>		Filings	Hearings	Transactions	Concluded	Final Judgmt	Def Judgmt	Cont	Waived
Capias	CA	33	99	99	36	36	-	63	0
Felony	F	13	37	37	12	12	-	25	0
Infraction	I	2,841	1,565	3,232	2,836	1,169	-	396	1,667
Misdemeanor	M	760	1,457	1,457	762	762	-	695	0
Show Cause	SC	89	206	206	76	76	-	130	0
Traffic Total		3,736	3,364	5,031	3,722	2,055	-	1,309	1,667

<u>Civil</u>		Filings	Hearings	Transactions	Concluded	Final Judgmt	Def Judgmt	Cont	Waived
Abstract	AJ	10	0	10	10	-	-	-	10
Admin License	AL	47	1	47	46	-	-	-	46
Bond Forfeiture	BF	4	2	7	5	-	-	2	5
Capias	CA	7	1	8	7	-	-	1	7
Counter Claim	CC	1	2	2	1	1	-	1	0
Detinue	DT	35	39	60	34	4	9	26	21
Garnishment	GA	330	21	350	329	-	-	21	329
Impoundment	IM	16	0	16	16	-	-	-	16
Interrogatory	IN	71	68	135	67	-	-	68	67
Other	OT	9	0	9	9	-	-	-	9
Protective Order	PO	18	4	23	19	-	-	4	19
Prelim Prot Order	PP	21	0	21	21	-	-	-	21
Petition-Restore Arms	PR	3	2	5	3	-	-	2	3
Show Cause	SC	28	32	63	31	-	-	32	31
Unlawful Detainer	UD	181	213	257	176	64	68	81	44
Warrant in Debt	WD	904	946	1,206	891	81	550	315	260
Civil Total		1,685	1,331	2,219	1,665	150	627	553	888

<u>Page Totals</u>	Filings	Hearings	Transactions	Concluded	Final Judgmt	Def Judgmt	Cont	Waived
	6,670	8,289	10,878	6,554	3,338	627	4,323	2,589



CASELOAD STATISTICS OF THE GENERAL DISTRICT COURTS

January 2017 thru December 2017

Rockingham

District: 26

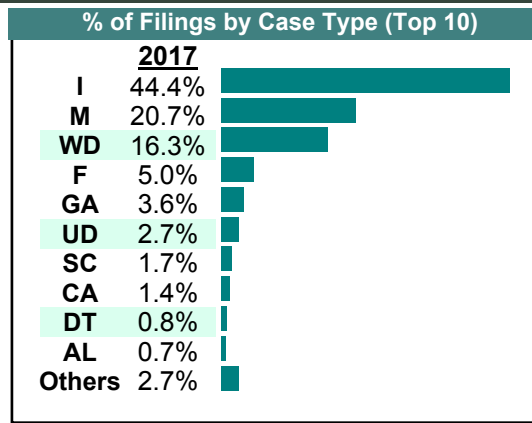
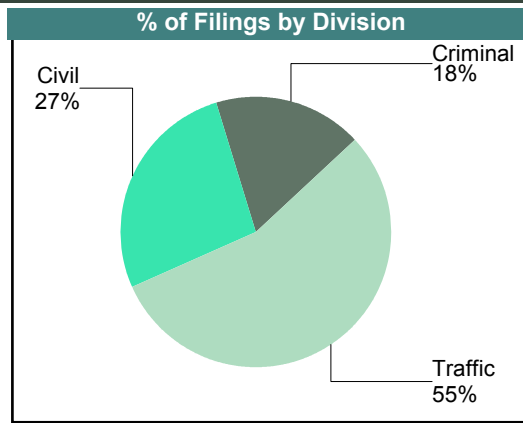
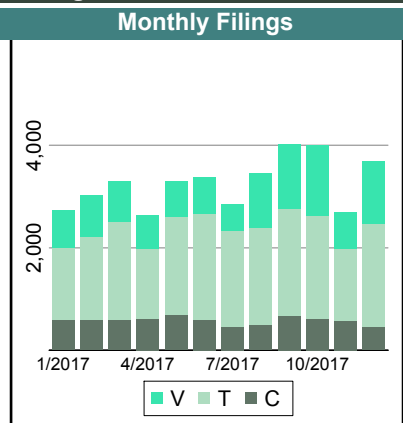
Court ID: 226165

<u>Criminal</u>		Filings	Hearings	Transactions	Concluded	Final Judgmt	Def Judgmt	Cont	Waived
Capias	CA	399	1,398	1,398	366	366	-	1,032	0
Civil Violation	CV	76	271	271	85	85	-	186	0
Felony	F	1,854	6,887	7,421	1,768	1,234	-	5,653	534
Misdemeanor	M	4,151	11,564	11,796	4,309	4,077	-	7,487	232
Other	O	0	1	1	1	1	-	-	0
Show Cause	SC	472	1,471	1,471	472	472	-	999	0
Criminal Total		6,952	21,592	22,358	7,001	6,235	-	15,357	766

<u>Traffic</u>		Filings	Hearings	Transactions	Concluded	Final Judgmt	Def Judgmt	Cont	Waived
Capias	CA	112	360	360	86	86	-	274	0
Civil Violation	CV	1	1	1	1	1	-	-	0
Felony	F	80	265	297	71	39	-	226	32
Infraction	I	17,343	13,885	20,665	17,233	10,453	-	3,432	6,780
Misdemeanor	M	3,939	7,131	7,132	3,856	3,855	-	3,276	1
Restricted O/L	RL	37	37	37	37	37	-	-	0
Show Cause	SC	75	168	168	70	70	-	98	0
Traffic Total		21,587	21,847	28,660	21,354	14,541	-	7,306	6,813

<u>Civil</u>		Filings	Hearings	Transactions	Concluded	Final Judgmt	Def Judgmt	Cont	Waived
Abstract	AJ	9	0	9	9	-	-	-	9
Admin License	AL	280	1	280	279	-	-	1	279
Bond Forfeiture	BF	117	176	281	109	-	4	172	105
Capias	CA	23	49	69	20	-	-	49	20
Counter Claim	CC	16	24	39	16	1	-	23	15
Custody Relief	CR	1	1	2	1	-	-	1	1
Detinue	DT	304	250	429	307	15	113	122	179
Garnishment	GA	1,386	411	1,800	1,389	-	-	411	1,389
Impoundment	IM	114	0	114	114	-	-	-	114
Interrogatory	IN	170	228	386	158	-	-	228	158
Motion for Judgment	MJ	7	8	19	11	-	-	8	11
Overweight	OC	7	3	11	8	-	-	3	8
Other	OT	51	28	76	48	-	-	28	48
Protective Order	PO	216	1	217	216	-	-	1	216
Prelim Prot Order	PP	244	0	244	244	-	-	-	244
Petition-Restore Arms	PR	3	1	3	2	-	-	1	2
Show Cause	SC	113	139	244	108	-	3	136	105
Tenants Assertion	TA	0	0	1	1	-	-	-	1
Third Party Claim	TH	2	2	3	1	-	-	2	1
Unlawful Detainer	UD	1,057	1,236	1,826	1,052	149	313	774	590
Warrant in Debt	WD	6,383	5,523	8,261	6,162	298	3,126	2,099	2,738
Civil Total		10,503	8,081	14,314	10,255	463	3,559	4,059	6,233

Rockingham Totals		39,042	51,520	65,332	38,610	21,239	3,559	26,722	13,812
--------------------------	--	---------------	---------------	---------------	---------------	---------------	--------------	---------------	---------------



CASELOAD STATISTICS OF THE GENERAL DISTRICT COURTS

January 2017 thru December 2017

Shenandoah

District: 26

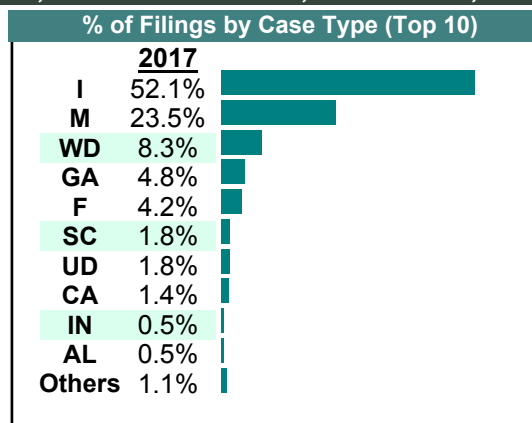
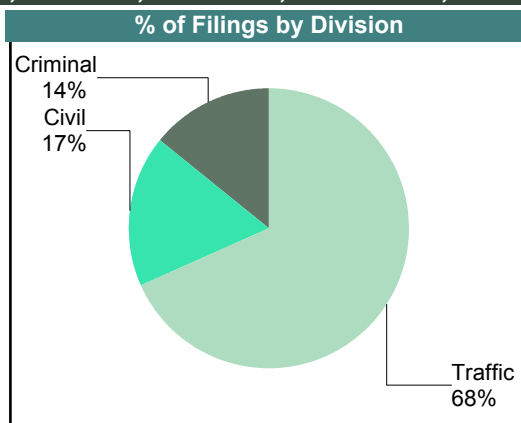
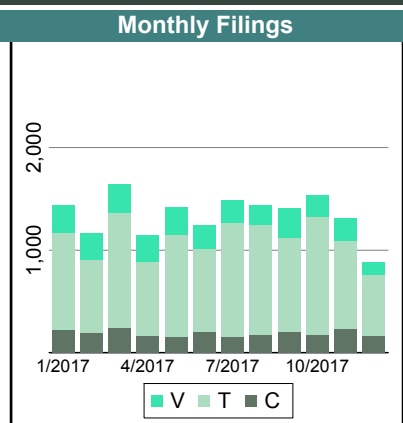
Court ID: 226171

Criminal		Filings	Hearings	Transactions	Concluded	Final Judgmt	Def Judgmt	Cont	Waived
Capias	CA	164	440	440	178	178	-	262	0
Civil Violation	CV	34	99	99	34	34	-	65	0
Felony	F	642	2,351	2,351	497	497	-	1,854	0
Misdemeanor	M	1,301	3,777	3,839	1,136	1,074	-	2,703	62
Motion	MO	3	3	3	3	3	-	-	0
Show Cause	SC	143	421	421	137	137	-	284	0
Criminal Total		2,287	7,091	7,153	1,985	1,923	-	5,168	62

Traffic		Filings	Hearings	Transactions	Concluded	Final Judgmt	Def Judgmt	Cont	Waived
Capias	CA	55	186	186	57	57	-	129	0
Civil Violation	CV	3	3	3	3	3	-	-	0
Felony	F	35	111	111	28	28	-	83	0
Infraction	I	8,388	6,169	10,224	8,307	4,252	-	1,917	4,055
Misdemeanor	M	2,478	4,794	4,794	2,425	2,425	-	2,369	0
Show Cause	SC	52	116	116	42	42	-	74	0
Traffic Total		11,011	11,379	15,434	10,862	6,807	-	4,572	4,055

Civil		Filings	Hearings	Transactions	Concluded	Final Judgmt	Def Judgmt	Cont	Waived
Abstract	AJ	6	0	6	6	-	-	-	6
Admin License	AL	77	0	77	77	-	-	-	77
Bond Forfeiture	BF	27	17	39	26	-	4	13	22
Capias	CA	11	18	26	8	-	-	18	8
Detinue	DT	7	6	9	7	1	3	2	3
Garnishment	GA	777	163	945	782	-	-	163	782
Impoundment	IM	27	0	27	27	-	-	-	27
Interrogatory	IN	79	254	356	102	-	-	254	102
Motion for Judgment	MJ	5	2	7	5	-	-	2	5
Overweight	OC	5	3	8	5	-	-	3	5
Other	OT	25	1	26	25	-	-	1	25
Protective Order	PO	12	3	12	9	-	-	3	9
Prelim Prot Order	PP	25	32	60	28	-	-	32	28
Petition-Restore Arms	PR	1	3	3	0	-	-	3	0
Show Cause	SC	99	128	238	110	-	-	128	110
Tenants Assertion	TA	0	0	1	1	-	-	-	1
Unlawful Detainer	UD	294	287	407	294	50	124	112	120
Warrant in Debt	WD	1,330	1,365	1,759	1,324	78	852	435	394
Civil Total		2,807	2,282	4,006	2,836	129	983	1,169	1,724

Shenandoah Totals	16,105	20,752	26,593	15,683	8,859	983	10,909	5,841
--------------------------	---------------	---------------	---------------	---------------	--------------	------------	---------------	--------------



CASELOAD STATISTICS OF THE GENERAL DISTRICT COURTS

January 2017 thru December 2017

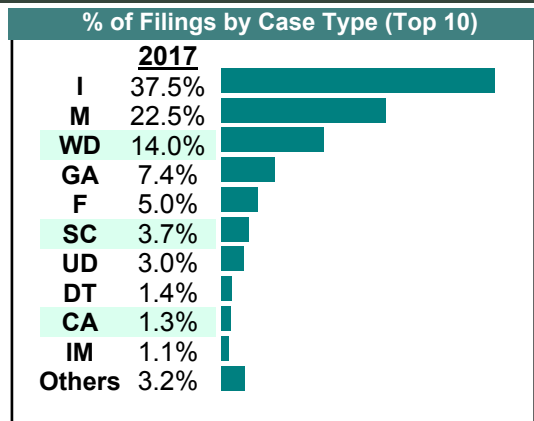
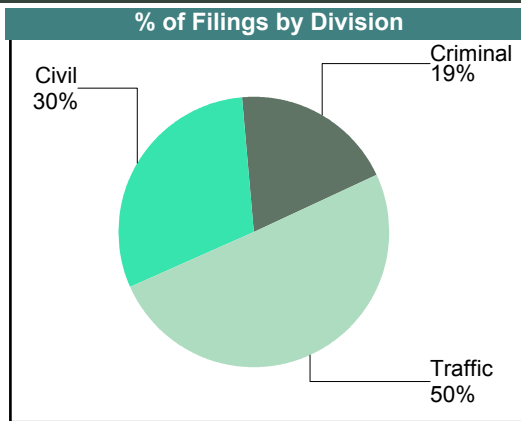
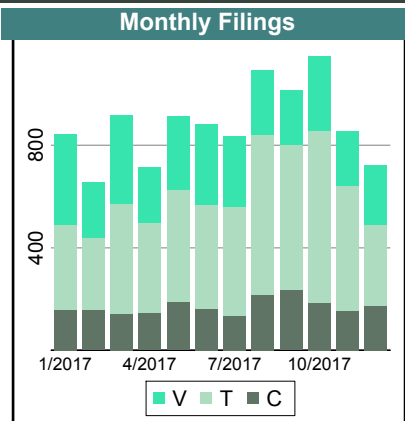
Warren
District: 26
Court ID: 226187

<u>Criminal</u>		Filings	Hearings	Transactions	Concluded	Final Judgmt	Def Judgmt	Cont	Waived
Capias	CA	87	258	258	117	117	-	141	0
Civil Violation	CV	44	89	89	43	43	-	46	0
Felony	F	505	1,553	1,553	467	467	-	1,086	0
Misdemeanor	M	1,218	2,688	2,767	1,165	1,086	-	1,601	79
Show Cause	SC	206	693	693	239	239	-	454	0
Criminal Total		2,060	5,281	5,360	2,031	1,952	-	3,328	79

<u>Traffic</u>		Filings	Hearings	Transactions	Concluded	Final Judgmt	Def Judgmt	Cont	Waived
Capias	CA	44	165	165	110	110	-	55	0
Civil Violation	CV	3	2	3	3	2	-	-	1
Felony	F	20	58	58	16	16	-	42	0
Infraction	I	3,963	2,534	4,526	3,971	1,979	-	555	1,992
Misdemeanor	M	1,164	2,222	2,223	1,215	1,214	-	1,008	1
Show Cause	SC	117	333	333	165	165	-	168	0
Traffic Total		5,311	5,314	7,308	5,480	3,486	-	1,828	1,994

<u>Civil</u>		Filings	Hearings	Transactions	Concluded	Final Judgmt	Def Judgmt	Cont	Waived
Abstract	AJ	14	0	14	14	-	-	-	14
Admin License	AL	94	2	94	92	-	-	1	92
Bond Forfeiture	BF	10	11	15	5	-	1	7	4
Capias	CA	4	10	15	5	-	-	10	5
Counter Claim	CC	4	3	6	4	1	-	2	3
Detinue	DT	148	98	168	148	14	64	19	70
Garnishment	GA	781	138	921	783	-	-	138	783
Impoundment	IM	114	9	114	105	-	-	-	105
Interrogatory	IN	99	117	213	96	-	-	116	96
Overweight	OC	2	1	2	1	-	-	1	1
Other	OT	22	6	23	17	-	-	1	17
Protective Order	PO	18	6	23	17	-	-	3	17
Prelim Prot Order	PP	25	3	28	25	-	-	1	25
Petition-Restore Arms	PR	2	2	3	1	-	-	2	1
Show Cause	SC	68	54	113	61	-	2	52	59
Unlawful Detainer	UD	322	319	433	316	101	101	117	114
Warrant in Debt	WD	1,480	1,562	2,068	1,473	123	844	594	506
Civil Total		3,207	2,341	4,253	3,163	239	1,012	1,064	1,912

Warren Totals		10,578	12,936	16,921	10,674	5,677	1,012	6,220	3,985
----------------------	--	---------------	---------------	---------------	---------------	--------------	--------------	--------------	--------------



CASELOAD STATISTICS OF THE GENERAL DISTRICT COURTS

January 2017 thru December 2017

Winchester

District: **26**

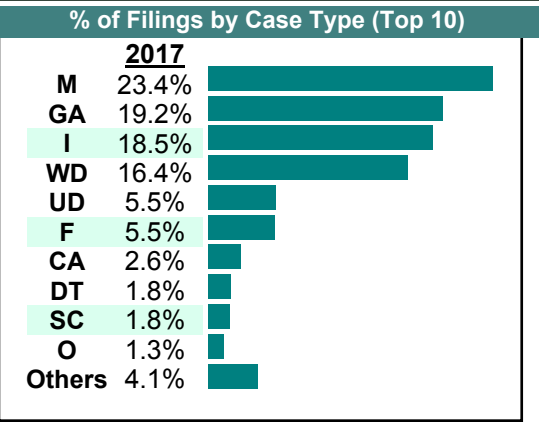
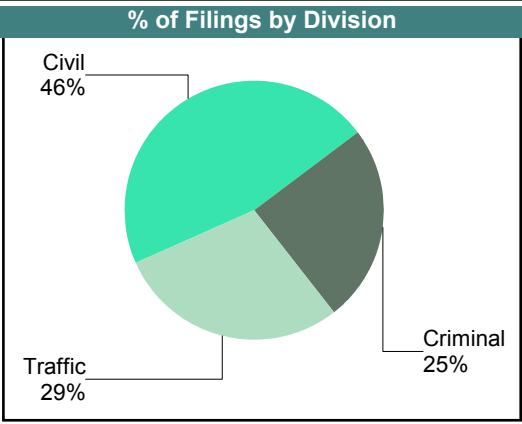
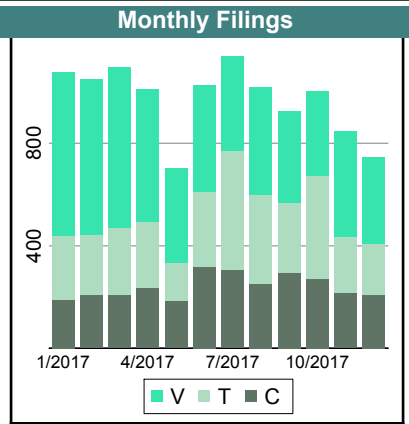
Court ID: **226840**

<u>Criminal</u>		Filings	Hearings	Transactions	Concluded	Final Judgmt	Def Judgmt	Cont	Waived
Capias	CA	246	698	698	265	265	-	433	0
Civil Violation	CV	42	82	82	36	36	-	46	0
Felony	F	610	1,821	1,821	523	523	-	1,298	0
Misdemeanor	M	1,793	4,255	4,402	1,738	1,591	-	2,664	147
Motion	MO	41	41	41	41	41	-	-	0
Show Cause	SC	166	393	393	154	154	-	239	0
Criminal Total		2,898	7,290	7,437	2,757	2,610	-	4,680	147

<u>Traffic</u>		Filings	Hearings	Transactions	Concluded	Final Judgmt	Def Judgmt	Cont	Waived
Capias	CA	61	148	148	76	76	-	72	0
Civil Violation	CV	4	4	4	4	4	-	-	0
Felony	F	27	76	76	25	25	-	51	0
Infraction	I	2,149	1,596	2,494	2,128	1,230	-	366	898
Misdemeanor	M	925	1,827	1,829	929	927	-	900	2
Motion	MO	3	3	3	3	3	-	-	0
Other	O	146	136	155	144	125	-	11	19
Restricted O/L	RL	6	6	6	6	6	-	-	0
Show Cause	SC	24	56	56	25	25	-	31	0
Traffic Total		3,345	3,852	4,771	3,340	2,421	-	1,431	919

<u>Civil</u>		Filings	Hearings	Transactions	Concluded	Final Judgmt	Def Judgmt	Cont	Waived
Abstract	AJ	3	0	3	3	-	-	-	3
Admin License	AL	144	0	144	144	-	-	-	144
Bond Forfeiture	BF	7	7	16	11	1	1	5	9
Capias	CA	1	0	3	3	-	-	-	3
Detinue	DT	209	236	323	213	4	122	110	87
Garnishment	GA	2,238	365	2,598	2,233	-	-	356	2,233
Impoundment	IM	35	0	35	35	-	-	-	35
Interrogatory	IN	16	22	40	18	-	-	22	18
Other	OT	28	3	31	28	-	-	3	28
Protective Order	PO	47	8	56	48	-	-	8	48
Prelim Prot Order	PP	55	2	57	55	-	-	2	55
Show Cause	SC	14	14	27	15	-	2	12	13
Tenants Assertion	TA	2	4	7	3	-	-	4	3
Unlawful Detainer	UD	642	598	860	630	137	231	230	262
Warrant in Debt	WD	1,908	1,951	2,506	1,929	98	1,276	577	555
Zoning Viol	ZO	41	65	92	42	4	11	50	27
Civil Total		5,390	3,275	6,798	5,410	244	1,643	1,379	3,523

Winchester Totals	11,633	14,417	19,006	11,507	5,275	1,643	7,490	4,589
--------------------------	---------------	---------------	---------------	---------------	--------------	--------------	--------------	--------------



Filings by Court & Division

	Clarke	Frederick	Page	Rockingh am	Shenando ah	Warren	Winchest er	Total	
C	Misdemeanor	274 2%	1,770 16%	663 6%	4,151 37%	1,301 12%	1,218 11%	1,793 16%	11,170
	Felony	91 2%	835 17%	347 7%	1,854 38%	642 13%	505 10%	610 12%	4,884
	Show Cause	38 3%	153 11%	157 12%	472 35%	143 11%	206 15%	166 12%	1,335
	Capias	28 2%	278 22%	59 5%	399 32%	164 13%	87 7%	246 20%	1,261
	Civil Violation	10 4%	50 18%	23 8%	76 27%	34 12%	44 16%	42 15%	279
	Motion	- 0%	43 49%	- 0%	- 0%	3 3%	- 0%	41 47%	87
	Other	- 0%	- 0%	- 0%	- 0%	- 0%	- 0%	- 0%	0
	Total	441 2%	3,129 16%	1,249 7%	6,952 37%	2,287 12%	2,060 11%	2,898 15%	19,016
T	Infraction	5,228 10%	10,516 21%	2,841 6%	17,343 34%	8,388 17%	3,963 8%	2,149 4%	50,428
	Misdemeanor	612 5%	2,386 19%	760 6%	3,939 32%	2,478 20%	1,164 9%	925 8%	12,264
	Show Cause	4 1%	47 12%	89 22%	75 18%	52 13%	117 29%	24 6%	408
	Capias	14 4%	62 16%	33 9%	112 29%	55 14%	44 12%	61 16%	381
	Felony	5 2%	38 17%	13 6%	80 37%	35 16%	20 9%	27 12%	218
	Other	- 0%	3 2%	- 0%	- 0%	- 0%	- 0%	146 98%	149
	Restricted O/L	- 0%	8 16%	- 0%	37 73%	- 0%	- 0%	6 12%	51
	Civil Violation	- 0%	6 35%	- 0%	1 6%	3 18%	3 18%	4 24%	17
	Motion	- 0%	4 57%	- 0%	- 0%	- 0%	- 0%	3 43%	7
	Total	5,863 9%	13,070 20%	3,736 6%	21,587 34%	11,011 17%	5,311 8%	3,345 5%	63,923
V	Warrant in Debt	293 2%	1,193 9%	904 7%	6,383 47%	1,330 10%	1,480 11%	1,908 14%	13,491
	Garnishment	69 1%	648 10%	330 5%	1,386 22%	777 12%	781 13%	2,238 36%	6,229
	Unlawful Detainer	30 1%	344 12%	181 6%	1,057 37%	294 10%	322 11%	642 22%	2,870
	Admin License	37 4%	183 21%	47 5%	280 32%	77 9%	94 11%	144 17%	862
	Detinue	- 0%	10 1%	35 5%	304 43%	7 1%	148 21%	209 29%	713

	Clarke	Frederick	Page	Rockingham	Shenandoah	Warren	Winchester	Total
V Prelim Prot Order	7	93	21	244	25	25	55	470
	1%	20%	4%	52%	5%	5%	12%	
Interrogatory	1	33	71	170	79	99	16	469
	0%	7%	15%	36%	17%	21%	3%	
Protective Order	7	75	18	216	12	18	47	393
	2%	19%	5%	55%	3%	5%	12%	
Impoundment	8	52	16	114	27	114	35	366
	2%	14%	4%	31%	7%	31%	10%	
Show Cause	3	18	28	113	99	68	14	343
	1%	5%	8%	33%	29%	20%	4%	
Other	4	54	9	51	25	22	28	193
	2%	28%	5%	26%	13%	11%	15%	
Bond Forfeiture	5	7	4	117	27	10	7	177
	3%	4%	2%	66%	15%	6%	4%	
Overweight	-	162	-	7	5	2	-	176
	0%	92%	0%	4%	3%	1%	0%	
Abstract	2	26	10	9	6	14	3	70
	3%	37%	14%	13%	9%	20%	4%	
Mental Commitment	-	57	-	-	-	-	-	57
	0%	100%	0%	0%	0%	0%	0%	
Capias	-	-	7	23	11	4	1	46
	0%	0%	15%	50%	24%	9%	2%	
Zoning Viol	-	-	-	-	-	-	41	41
	0%	0%	0%	0%	0%	0%	100%	
Counter Claim	-	-	1	16	-	4	-	21
	0%	0%	5%	76%	0%	19%	0%	
Petition-Restore Arms	-	7	3	3	1	2	-	16
	0%	44%	19%	19%	6%	13%	0%	
Motion for Judgment	-	-	-	7	5	-	-	12
	0%	0%	0%	58%	42%	0%	0%	
Tenants Assertion	-	2	-	-	-	-	2	4
	0%	50%	0%	0%	0%	0%	50%	
Third Party Claim	-	-	-	2	-	-	-	2
	0%	0%	0%	100%	0%	0%	0%	
Custody Relief	-	-	-	1	-	-	-	1
	0%	0%	0%	100%	0%	0%	0%	
Total	466	2,964	1,685	10,503	2,807	3,207	5,390	27,022
	2%	11%	6%	39%	10%	12%	20%	
Total	6,770	19,163	6,670	39,042	16,105	10,578	11,633	109,961
	6%	17%	6%	36%	15%	10%	11%	

CASELOAD STATISTICS OF THE GENERAL DISTRICT COURTS

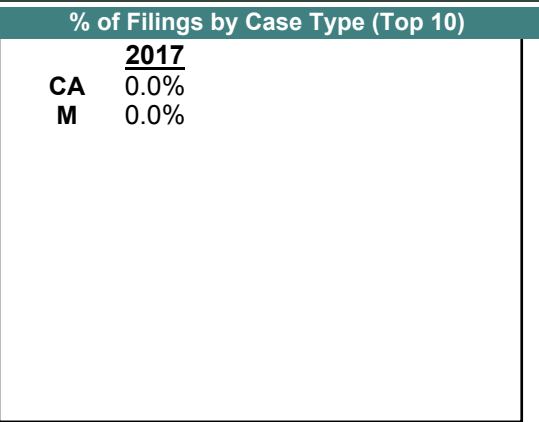


January 2017 thru December 2017

Blacksburg

District: **27**

Court ID: **227122**

<i>Criminal</i>		<u>Filings</u>	<u>Hearings</u>	<u>Transactions</u>	<u>Concluded</u>	<u>Final Judgmt</u>	<u>Def Judgmt</u>	<u>Cont</u>	<u>Waived</u>
Capias	CA	0	1	1	1	1	-	-	0
Misdemeanor	M	0	1	1	1	1	-	-	0
<i>Criminal Total</i>		0	2	2	2	2	-	0	0
<i>Blacksburg Totals</i>		0	2	2	2	2	0	0	0



CASELOAD STATISTICS OF THE GENERAL DISTRICT COURTS

January 2017 thru December 2017

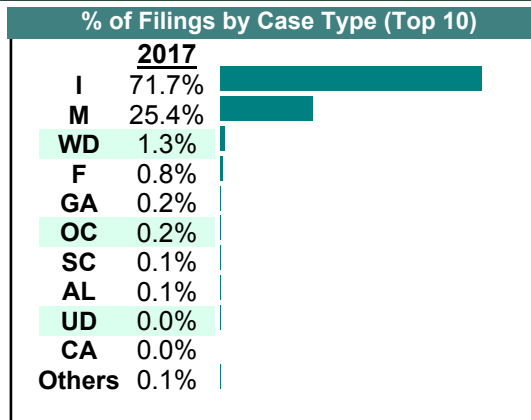
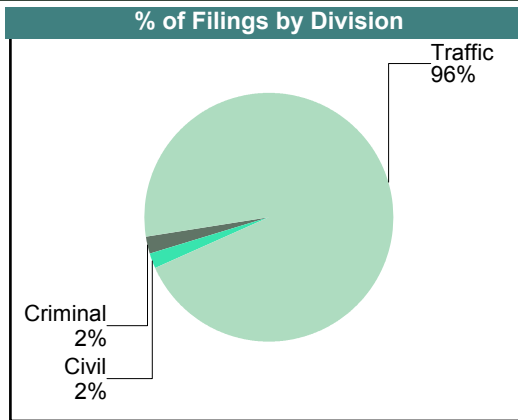
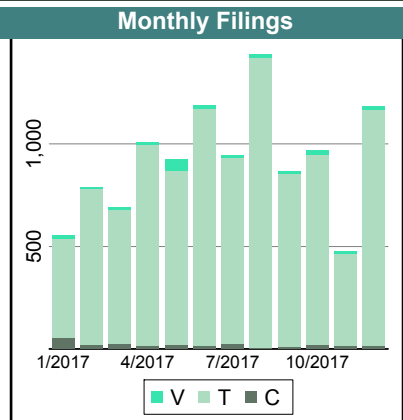
Bland
District: 27
Court ID: 227021

Criminal		Filings	Hearings	Transactions	Concluded	Final Judgmt	Def Judgmt	Cont	Waived
Capias	CA	4	10	10	6	6	-	4	0
Felony	F	86	262	290	123	95	-	167	28
Misdemeanor	M	155	361	369	180	172	-	189	8
Show Cause	SC	14	29	29	14	14	-	15	0
Criminal Total		259	662	698	323	287	-	375	36

Traffic		Filings	Hearings	Transactions	Concluded	Final Judgmt	Def Judgmt	Cont	Waived
Capias	CA	0	1	1	1	1	-	-	0
Civil Violation	CV	2	5	5	3	3	-	2	0
Felony	F	4	11	14	4	1	-	10	3
Infraction	I	7,897	3,567	8,571	7,868	2,864	-	702	5,004
Misdemeanor	M	2,646	3,620	3,714	2,570	2,476	-	1,144	94
Other	O	1	1	1	1	1	-	-	0
Show Cause	SC	2	4	4	2	2	-	2	0
Traffic Total		10,552	7,209	12,310	10,449	5,348	-	1,860	5,101

Civil		Filings	Hearings	Transactions	Concluded	Final Judgmt	Def Judgmt	Cont	Waived
Abstract	AJ	1	0	1	1	-	-	-	1
Admin License	AL	11	0	11	11	-	-	-	11
Bond Forfeiture	BF	0	2	2	1	-	1	1	0
Garnishment	GA	24	4	28	24	-	-	4	24
Overweight	OC	24	4	28	24	-	-	4	24
Protective Order	PO	1	0	1	1	-	-	-	1
Prelim Prot Order	PP	4	2	5	3	-	-	2	3
Unlawful Detainer	UD	5	5	8	6	1	2	2	3
Warrant in Debt	WD	140	156	206	141	14	77	64	50
Civil Total		210	173	290	212	15	80	77	117

Bland Totals		11,021	8,044	13,298	10,984	5,650	80	2,312	5,254
---------------------	--	---------------	--------------	---------------	---------------	--------------	-----------	--------------	--------------



CASELOAD STATISTICS OF THE GENERAL DISTRICT COURTS

January 2017 thru December 2017

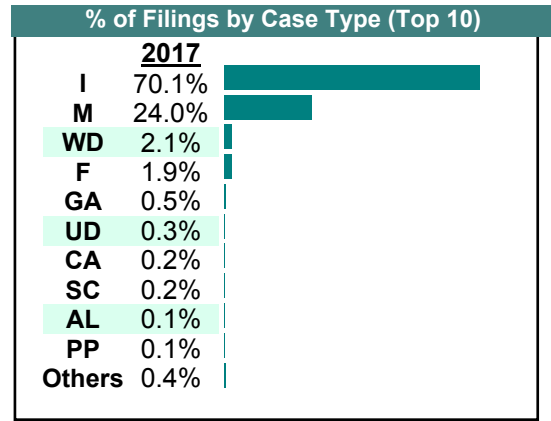
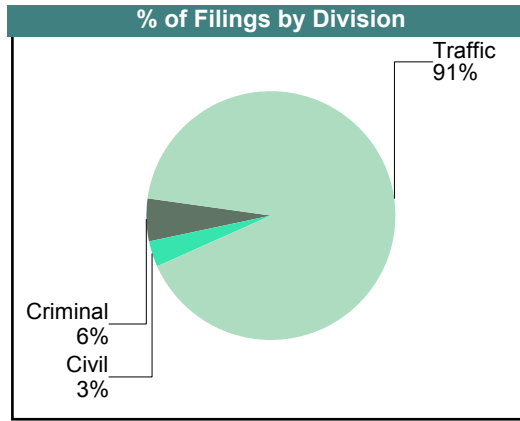
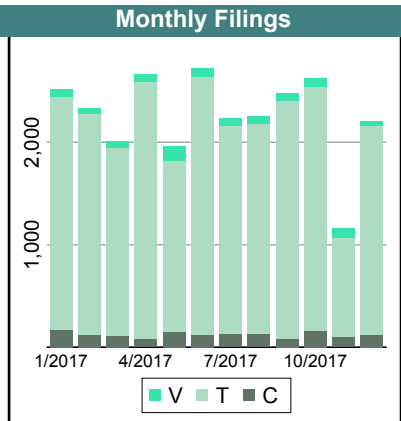
Carroll
District: 27
Court ID: 227035

<u>Criminal</u>		Filings	Hearings	Transactions	Concluded	Final Judgmt	Def Judgmt	Cont	Waived
Capias	CA	43	121	121	50	50	-	71	0
Civil Violation	CV	20	44	44	22	22	-	22	0
Felony	F	500	1,472	1,472	497	497	-	975	0
Misdemeanor	M	902	1,804	1,860	977	921	-	881	56
Show Cause	SC	34	59	59	29	29	-	30	0
Criminal Total		1,499	3,500	3,556	1,575	1,519	-	1,979	56

<u>Traffic</u>		Filings	Hearings	Transactions	Concluded	Final Judgmt	Def Judgmt	Cont	Waived
Capias	CA	24	70	70	26	26	-	43	0
Civil Violation	CV	6	10	10	7	7	-	3	0
Felony	F	28	84	84	27	27	-	57	0
Infraction	I	19,020	9,869	20,609	18,975	8,235	-	1,633	10,740
Misdemeanor	M	5,609	7,273	7,292	5,451	5,432	-	1,841	19
Show Cause	SC	32	71	71	35	35	-	36	0
Traffic Total		24,719	17,377	28,136	24,521	13,762	-	3,613	10,759

<u>Civil</u>		Filings	Hearings	Transactions	Concluded	Final Judgmt	Def Judgmt	Cont	Waived
Abstract	AJ	8	0	8	8	-	-	-	8
Admin License	AL	30	2	30	28	-	-	-	28
Detinue	DT	17	11	19	15	4	3	4	8
Garnishment	GA	146	4	150	146	-	-	4	146
Impoundment	IM	16	0	16	16	-	-	-	16
Interrogatory	IN	2	2	4	2	-	-	2	2
Overweight	OC	7	1	8	7	-	-	1	7
Other	OT	7	1	8	7	-	-	1	7
Protective Order	PO	24	0	24	24	-	-	-	24
Prelim Prot Order	PP	30	3	33	30	-	-	3	30
Show Cause	SC	1	0	1	1	-	-	-	1
Tenants Assertion	TA	2	1	2	2	1	-	-	1
Unlawful Detainer	UD	74	76	93	75	34	24	18	17
Warrant in Debt	WD	565	558	721	548	46	339	173	163
Civil Total		929	659	1,117	909	85	366	206	458

Carroll Totals	27,147	21,536	32,809	27,005	15,366	366	5,798	11,273
-----------------------	---------------	---------------	---------------	---------------	---------------	------------	--------------	---------------



CASELOAD STATISTICS OF THE GENERAL DISTRICT COURTS

January 2017 thru December 2017

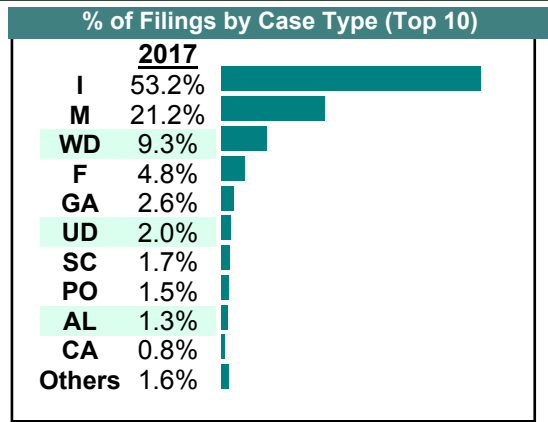
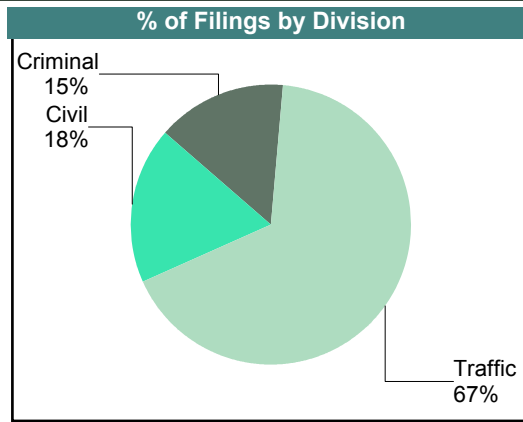
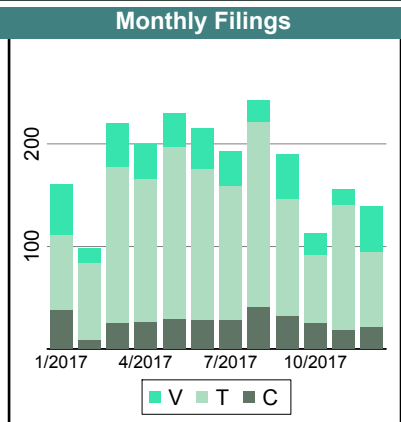
Floyd
District: 27
Court ID: 227063

<u>Criminal</u>		Filings	Hearings	Transactions	Concluded	Final Judgmt	Def Judgmt	Cont	Waived
Capias	CA	9	24	24	10	10	-	14	0
Civil Violation	CV	5	7	7	4	4	-	3	0
Felony	F	99	224	224	94	94	-	130	0
Misdemeanor	M	198	422	438	209	193	-	229	16
Motion	MO	2	2	2	2	2	-	-	0
Show Cause	SC	12	34	34	13	13	-	21	0
Criminal Total		325	713	729	332	316	-	397	16

<u>Traffic</u>		Filings	Hearings	Transactions	Concluded	Final Judgmt	Def Judgmt	Cont	Waived
Capias	CA	8	20	20	10	10	-	10	0
Civil Violation	CV	5	14	14	6	6	-	8	0
Felony	F	5	16	16	3	3	-	13	0
Infraction	I	1,147	1,022	1,438	1,161	745	-	276	416
Misdemeanor	M	259	508	508	264	264	-	244	0
Show Cause	SC	18	31	31	13	13	-	18	0
Traffic Total		1,442	1,611	2,027	1,457	1,041	-	569	416

<u>Civil</u>		Filings	Hearings	Transactions	Concluded	Final Judgmt	Def Judgmt	Cont	Waived
Admin License	AL	27	0	27	27	-	-	-	27
Bond Forfeiture	BF	1	3	4	1	-	-	3	1
Detinue	DT	4	6	8	4	2	-	4	2
Garnishment	GA	56	7	63	56	-	-	6	56
Impoundment	IM	3	0	3	3	-	-	-	3
Interrogatory	IN	8	2	13	11	-	-	2	11
Other	OT	2	1	3	2	-	-	1	2
Protective Order	PO	32	0	32	32	-	-	-	32
Prelim Prot Order	PP	2	0	2	2	-	-	-	2
Petition-Restore Arms	PR	1	0	1	1	-	-	-	1
Show Cause	SC	6	2	9	7	-	-	2	7
Tenants Assertion	TA	1	0	1	1	-	-	-	1
Unlawful Detainer	UD	44	42	57	44	15	14	13	15
Warrant in Debt	WD	201	208	297	195	21	85	101	89
Civil Total		388	271	520	386	38	99	132	249

Floyd Totals		2,155	2,595	3,276	2,175	1,395	99	1,098	681
---------------------	--	--------------	--------------	--------------	--------------	--------------	-----------	--------------	------------



CASELOAD STATISTICS OF THE GENERAL DISTRICT COURTS

January 2017 thru December 2017

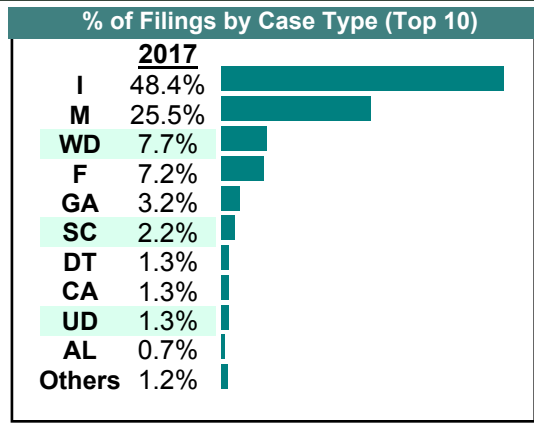
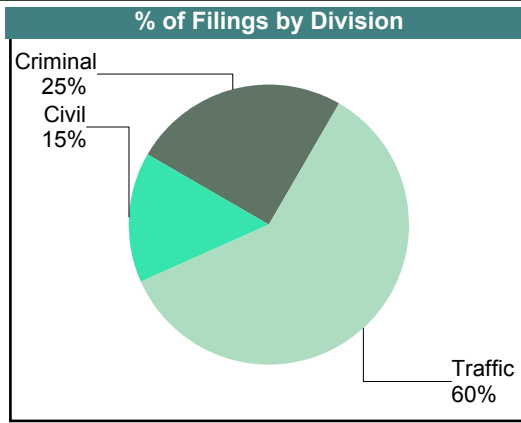
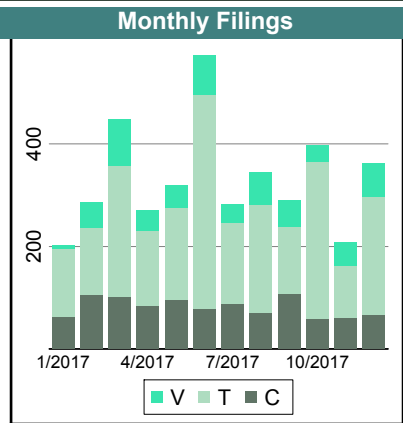
Galax
District: 27
Court ID: 227640

<u>Criminal</u>		Filings	Hearings	Transactions	Concluded	Final Judgmt	Def Judgmt	Cont	Waived
Capias	CA	38	125	125	39	39	-	86	0
Civil Violation	CV	12	34	34	9	9	-	25	0
Felony	F	286	697	854	298	141	-	556	157
Misdemeanor	M	569	1,313	1,344	525	494	-	819	31
Restricted O/L	RL	1	1	1	1	1	-	-	0
Show Cause	SC	80	216	216	91	91	-	124	0
Criminal Total		986	2,386	2,574	963	775	-	1,610	188

<u>Traffic</u>		Filings	Hearings	Transactions	Concluded	Final Judgmt	Def Judgmt	Cont	Waived
Capias	CA	13	34	34	14	14	-	20	0
Felony	F	1	3	5	2	-	-	3	2
Infraction	I	1,927	2,077	2,519	1,854	1,412	-	665	442
Misdemeanor	M	447	870	871	446	445	-	425	1
Show Cause	SC	5	17	17	4	4	-	13	0
Traffic Total		2,393	3,001	3,446	2,320	1,875	-	1,126	445

<u>Civil</u>		Filings	Hearings	Transactions	Concluded	Final Judgmt	Def Judgmt	Cont	Waived
Abstract	AJ	2	0	2	2	-	-	-	2
Admin License	AL	26	1	26	25	-	-	-	25
Bond Forfeiture	BF	5	7	9	2	-	-	7	2
Detinue	DT	52	44	60	50	1	33	10	16
Garnishment	GA	129	5	133	128	-	-	5	128
Impoundment	IM	11	1	11	10	-	-	-	10
Other	OT	1	0	1	1	-	-	-	1
Protective Order	PO	6	2	7	5	-	-	2	5
Prelim Prot Order	PP	8	3	11	8	-	-	3	8
Show Cause	SC	3	3	6	3	-	-	3	3
Unlawful Detainer	UD	51	53	67	52	16	22	15	14
Warrant in Debt	WD	307	342	457	298	26	157	159	115
Civil Total		601	461	790	584	43	212	204	329

Galax Totals		3,980	5,848	6,810	3,867	2,693	212	2,940	962
---------------------	--	--------------	--------------	--------------	--------------	--------------	------------	--------------	------------



CASELOAD STATISTICS OF THE GENERAL DISTRICT COURTS

January 2017 thru December 2017

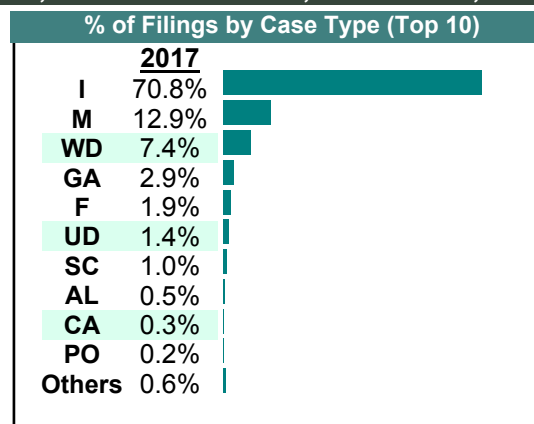
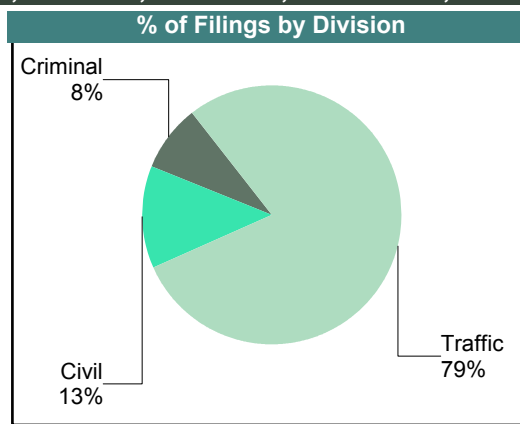
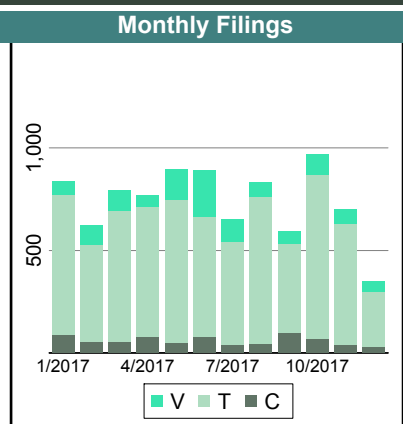
Giles
District: 27
Court ID: 227071

<u>Criminal</u>		Filings	Hearings	Transactions	Concluded	Final Judgmt	Def Judgmt	Cont	Waived
Capias	CA	12	38	38	18	18	-	20	0
Civil Violation	CV	2	3	3	3	3	-	-	0
Felony	F	165	544	544	176	176	-	368	0
Misdemeanor	M	520	1,146	1,204	549	491	-	655	58
Other	O	0	1	1	1	1	-	-	0
Show Cause	SC	34	85	85	41	41	-	44	0
Criminal Total		733	1,817	1,875	788	730	-	1,087	58

<u>Traffic</u>		Filings	Hearings	Transactions	Concluded	Final Judgmt	Def Judgmt	Cont	Waived
Capias	CA	13	63	63	19	19	-	44	0
Civil Violation	CV	10	19	19	11	11	-	8	0
Felony	F	7	21	21	8	8	-	13	0
Infraction	I	6,305	5,169	7,962	6,267	3,474	-	1,695	2,793
Misdemeanor	M	631	1,352	1,353	635	634	-	718	1
Restricted O/L	RL	2	2	2	2	2	-	-	0
Show Cause	SC	56	114	114	44	44	-	70	0
Traffic Total		7,024	6,740	9,534	6,986	4,192	-	2,548	2,794

<u>Civil</u>		Filings	Hearings	Transactions	Concluded	Final Judgmt	Def Judgmt	Cont	Waived
Abstract	AJ	2	0	2	2	-	-	-	2
Admin License	AL	43	1	45	44	-	-	1	44
Bond Forfeiture	BF	0	2	3	1	-	-	2	1
Detinue	DT	0	2	3	1	-	-	2	1
Garnishment	GA	256	31	287	256	-	-	31	256
Impoundment	IM	8	0	8	8	-	-	-	8
Interrogatory	IN	6	5	10	5	-	-	5	5
Other	OT	11	0	11	11	-	-	-	11
Protective Order	PO	16	6	24	18	-	-	6	18
Prelim Prot Order	PP	12	5	17	12	-	-	5	12
Petition-Restore Arms	PR	2	1	3	2	-	-	1	2
Unlawful Detainer	UD	129	111	172	115	29	25	57	61
Warrant in Debt	WD	661	547	855	672	28	336	183	308
Civil Total		1,146	711	1,440	1,147	57	361	293	729

Giles Totals		8,903	9,268	12,849	8,921	4,979	361	3,928	3,581
---------------------	--	--------------	--------------	---------------	--------------	--------------	------------	--------------	--------------



CASELOAD STATISTICS OF THE GENERAL DISTRICT COURTS

January 2017 thru December 2017

Grayson

District: 27

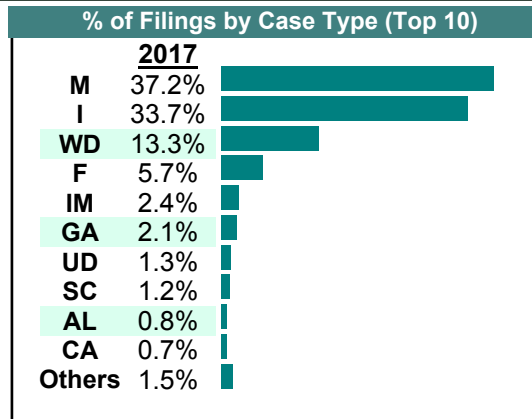
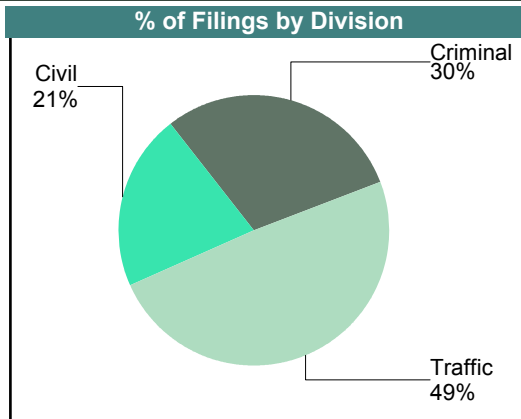
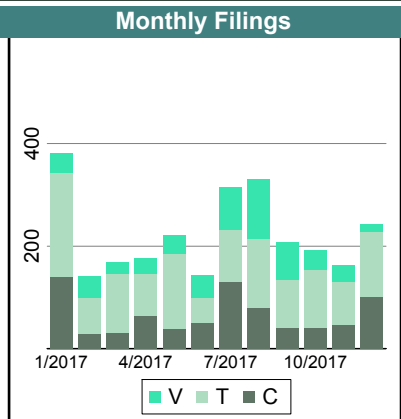
Court ID: 227077

<u>Criminal</u>		<u>Filings</u>	<u>Hearings</u>	<u>Transactions</u>	<u>Concluded</u>	<u>Final Judgmt</u>	<u>Def Judgmt</u>	<u>Cont</u>	<u>Waived</u>
Capias	CA	15	44	44	17	17	-	27	0
Civil Violation	CV	4	6	6	6	6	-	-	0
Felony	F	151	480	548	126	58	-	422	68
Misdemeanor	M	602	1,270	1,343	530	457	-	794	73
Show Cause	SC	23	52	52	16	16	-	34	0
Criminal Total		795	1,852	1,993	695	554	-	1,277	141

<u>Traffic</u>		<u>Filings</u>	<u>Hearings</u>	<u>Transactions</u>	<u>Concluded</u>	<u>Final Judgmt</u>	<u>Def Judgmt</u>	<u>Cont</u>	<u>Waived</u>
Capias	CA	5	22	22	8	8	-	14	0
Felony	F	2	5	6	2	1	-	4	1
Infraction	I	903	949	1,246	897	600	-	346	297
Misdemeanor	M	396	697	697	407	407	-	288	0
Restricted O/L	RL	1	1	1	1	1	-	-	0
Show Cause	SC	9	27	27	10	10	-	17	0
Traffic Total		1,316	1,701	1,999	1,325	1,027	-	669	298

<u>Civil</u>		<u>Filings</u>	<u>Hearings</u>	<u>Transactions</u>	<u>Concluded</u>	<u>Final Judgmt</u>	<u>Def Judgmt</u>	<u>Cont</u>	<u>Waived</u>
Abstract	AJ	3	0	3	3	-	-	-	3
Admin License	AL	21	0	21	21	-	-	-	21
Bond Forfeiture	BF	1	4	5	1	-	-	4	1
Detinue	DT	2	2	2	2	2	-	-	0
Garnishment	GA	57	7	63	56	-	-	6	56
Impoundment	IM	63	2	63	61	-	-	-	61
Overweight	OC	1	0	1	1	-	-	-	1
Other	OT	3	1	3	2	-	-	1	2
Protective Order	PO	16	3	18	15	-	-	2	15
Prelim Prot Order	PP	9	0	9	9	-	-	-	9
Petition-Restore Arms	PR	1	2	2	0	-	-	2	0
Unlawful Detainer	UD	35	39	55	42	13	13	13	16
Warrant in Debt	WD	357	306	455	352	19	184	93	149
Civil Total		569	366	700	565	34	197	121	334

Grayson Totals	2,680	3,919	4,692	2,585	1,615	197	2,067	773
-----------------------	--------------	--------------	--------------	--------------	--------------	------------	--------------	------------



CASELOAD STATISTICS OF THE GENERAL DISTRICT COURTS

January 2017 thru December 2017

Montgomery

District: 27

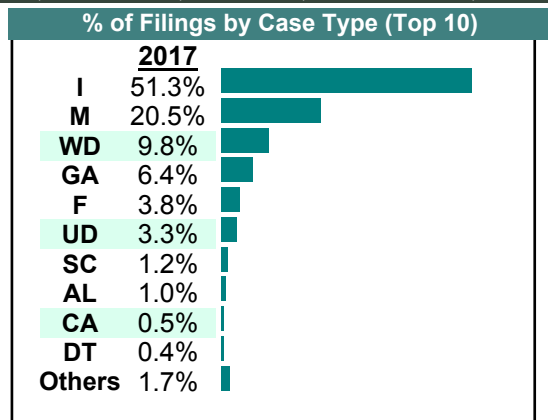
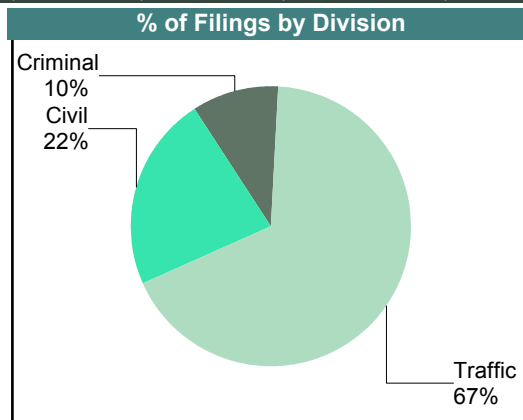
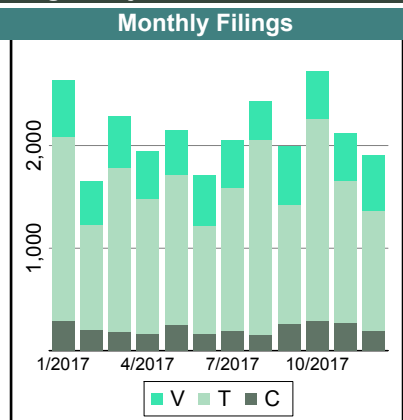
Court ID: 227121

Criminal		Filings	Hearings	Transactions	Concluded	Final Judgmt	Def Judgmt	Cont	Waived
Capias	CA	67	234	234	80	80	-	154	0
Civil Violation	CV	2	2	2	2	2	-	-	0
Felony	F	592	1,913	1,917	626	622	-	1,291	4
Misdemeanor	M	1,879	3,941	4,201	1,767	1,507	-	2,434	260
Show Cause	SC	74	217	217	82	82	-	135	0
Criminal Total		2,614	6,307	6,571	2,557	2,293	-	4,014	264

Traffic		Filings	Hearings	Transactions	Concluded	Final Judgmt	Def Judgmt	Cont	Waived
Capias	CA	70	224	224	77	77	-	147	0
Civil Violation	CV	36	131	131	39	39	-	92	0
Felony	F	382	1,370	1,379	420	411	-	959	9
Infraction	I	13,148	10,025	16,006	13,160	7,179	-	2,846	5,981
Misdemeanor	M	3,359	6,679	6,686	3,213	3,206	-	3,473	7
Motion	MO	1	1	1	1	1	-	-	0
Other	O	10	8	10	9	7	-	1	2
Restricted O/L	RL	33	33	33	33	33	-	-	0
Show Cause	SC	217	470	470	210	210	-	260	0
Traffic Total		17,256	18,941	24,940	17,162	11,163	-	7,778	5,999

Civil		Filings	Hearings	Transactions	Concluded	Final Judgmt	Def Judgmt	Cont	Waived
Abstract	AJ	19	0	19	19	-	-	-	19
Admin License	AL	259	0	259	259	-	-	-	259
Bond Forfeiture	BF	10	15	29	18	3	1	11	14
Counter Claim	CC	6	6	8	5	3	-	3	2
Detinue	DT	111	94	172	114	5	31	58	78
Garnishment	GA	1,642	196	1,827	1,631	-	-	196	1,631
Impoundment	IM	58	0	58	58	-	-	-	58
Interrogatory	IN	87	25	109	84	-	-	25	84
Motion for Judgment	MJ	2	1	2	2	1	-	-	1
Mechanic's Lien	ML	1	2	2	1	1	-	1	0
Overweight	OC	2	0	2	2	-	-	-	2
Other	OT	37	2	39	37	-	-	2	37
Protective Order	PO	60	3	62	59	-	-	3	59
Prelim Prot Order	PP	71	7	78	71	-	-	7	71
Petition-Restore Arms	PR	3	0	5	5	-	-	-	5
Show Cause	SC	20	3	23	21	1	-	2	20
Tenants Assertion	TA	5	4	8	5	1	-	3	4
Unlawful Detainer	UD	834	741	1,066	835	147	363	231	325
Warrant in Debt	WD	2,508	2,381	3,266	2,480	153	1,442	786	885
Civil Total		5,735	3,480	7,034	5,706	315	1,837	1,328	3,554

Montgomery Totals	Filings	Hearings	Transactions	Concluded	Final Judgmt	Def Judgmt	Cont	Waived
	25,605	28,728	38,545	25,425	13,771	1,837	13,120	9,817



CASELOAD STATISTICS OF THE GENERAL DISTRICT COURTS

January 2017 thru December 2017

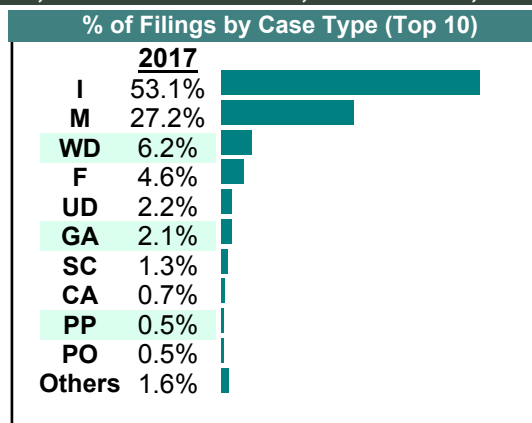
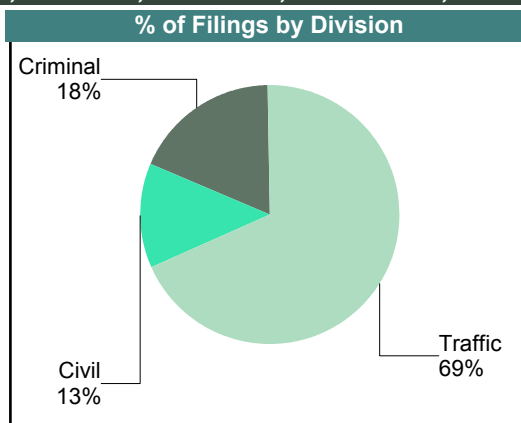
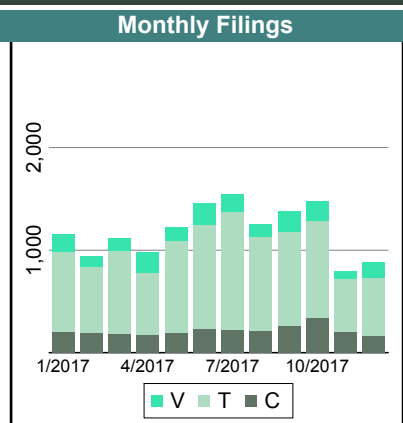
Pulaski
District: 27
Court ID: 227155

Criminal		Filings	Hearings	Transactions	Concluded	Final Judgmt	Def Judgmt	Cont	Waived
Capias	CA	77	232	232	82	82	-	150	0
Civil Violation	CV	38	51	56	35	30	-	21	5
Felony	F	640	2,117	2,117	618	618	-	1,499	0
Misdemeanor	M	1,707	3,716	3,855	1,697	1,558	-	2,158	139
Show Cause	SC	136	355	355	133	133	-	222	0
Criminal Total		2,598	6,471	6,615	2,565	2,421	-	4,050	144

Traffic		Filings	Hearings	Transactions	Concluded	Final Judgmt	Def Judgmt	Cont	Waived
Capias	CA	18	54	54	19	19	-	35	0
Civil Violation	CV	3	2	3	3	2	-	-	1
Felony	F	10	32	32	8	8	-	24	0
Infraction	I	7,552	6,008	9,229	7,516	4,295	-	1,713	3,221
Misdemeanor	M	2,163	3,756	3,768	2,240	2,228	-	1,528	12
Restricted O/L	RL	8	8	8	8	8	-	-	0
Show Cause	SC	23	74	74	20	20	-	54	0
Traffic Total		9,777	9,934	13,168	9,814	6,580	-	3,354	3,234

Civil		Filings	Hearings	Transactions	Concluded	Final Judgmt	Def Judgmt	Cont	Waived
Abstract	AJ	4	0	4	4	-	-	-	4
Admin License	AL	60	0	60	60	-	-	-	60
Bond Forfeiture	BF	18	11	27	17	-	1	10	16
Counter Claim	CC	2	5	7	3	1	-	4	2
Custody Relief	CR	0	1	2	1	-	-	1	1
Detinue	DT	33	31	50	34	7	8	16	19
Garnishment	GA	296	39	338	299	-	-	38	299
Impoundment	IM	9	0	9	9	-	-	-	9
Interrogatory	IN	41	34	74	40	-	-	34	40
Motion for Judgment	MJ	2	4	5	1	-	-	4	1
Other	OT	12	3	14	13	1	1	1	11
Protective Order	PO	67	7	75	68	-	-	7	68
Prelim Prot Order	PP	73	11	84	73	-	-	11	73
Petition-Restore Arms	PR	2	3	6	3	-	-	3	3
Show Cause	SC	28	12	39	27	-	-	12	27
Tenants Assertion	TA	2	1	3	2	-	-	1	2
Unlawful Detainer	UD	316	304	435	320	86	103	115	131
Warrant in Debt	WD	882	925	1,205	851	87	484	354	280
Civil Total		1,847	1,391	2,437	1,825	182	597	611	1,046

Pulaski Totals	14,222	17,796	22,220	14,204	9,183	597	8,015	4,424
-----------------------	---------------	---------------	---------------	---------------	--------------	------------	--------------	--------------



CASELOAD STATISTICS OF THE GENERAL DISTRICT COURTS

January 2017 thru December 2017

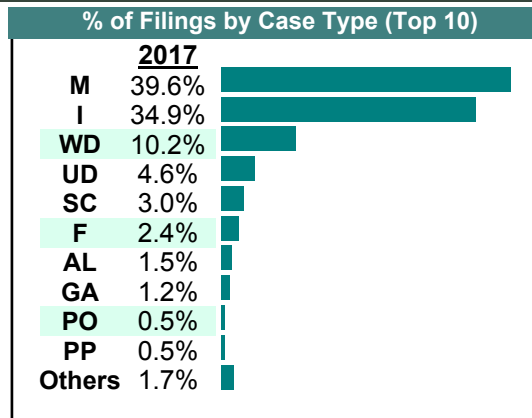
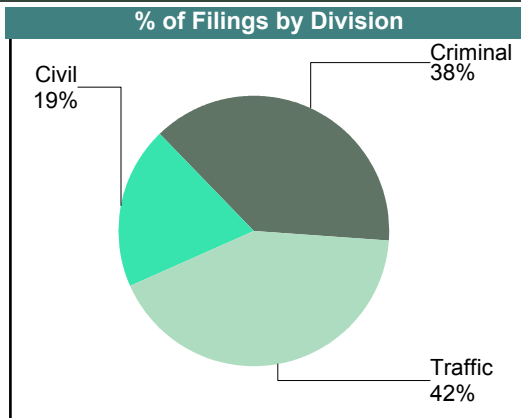
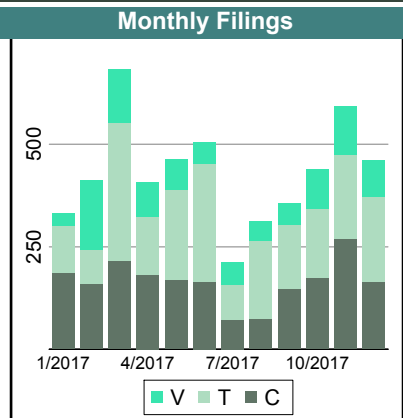
Radford
District: 27
Court ID: 227750

<u>Criminal</u>		Filings	Hearings	Transactions	Concluded	Final Judgmt	Def Judgmt	Cont	Waived
Capias	CA	10	38	38	14	14	-	24	0
Civil Violation	CV	19	67	67	22	22	-	45	0
Felony	F	121	555	555	148	148	-	407	0
Misdemeanor	M	1,695	3,616	3,893	1,792	1,515	-	2,101	277
Show Cause	SC	137	327	327	133	133	-	194	0
Criminal Total		1,982	4,603	4,880	2,109	1,832	-	2,771	277

<u>Traffic</u>		Filings	Hearings	Transactions	Concluded	Final Judgmt	Def Judgmt	Cont	Waived
Capias	CA	7	23	23	7	7	-	16	0
Felony	F	2	4	4	0	-	-	4	0
Infraction	I	1,804	1,806	2,399	1,780	1,187	-	619	593
Misdemeanor	M	355	698	699	342	341	-	357	1
Restricted O/L	RL	12	12	12	12	12	-	-	0
Show Cause	SC	9	23	23	9	9	-	14	0
Traffic Total		2,189	2,566	3,160	2,150	1,556	-	1,010	594

<u>Civil</u>		Filings	Hearings	Transactions	Concluded	Final Judgmt	Def Judgmt	Cont	Waived
Abstract	AJ	5	0	5	5	-	-	-	5
Admin License	AL	76	2	77	75	-	-	2	75
Bond Forfeiture	BF	1	2	4	3	-	1	1	2
Detinue	DT	1	2	3	1	-	-	2	1
Garnishment	GA	60	13	74	61	-	-	13	61
Impoundment	IM	8	0	8	8	-	-	-	8
Interrogatory	IN	12	8	25	17	-	-	8	17
Other	OT	12	0	12	12	-	-	-	12
Protective Order	PO	26	0	26	26	-	-	-	26
Prelim Prot Order	PP	24	3	28	25	-	-	3	25
Show Cause	SC	9	0	9	9	-	-	-	9
Tenants Assertion	TA	1	2	4	2	-	-	2	2
Unlawful Detainer	UD	239	204	306	238	33	103	68	102
Warrant in Debt	WD	528	464	693	498	46	223	195	229
Civil Total		1,002	700	1,274	980	79	327	294	574

Radford Totals		5,173	7,869	9,314	5,239	3,467	327	4,075	1,445
-----------------------	--	--------------	--------------	--------------	--------------	--------------	------------	--------------	--------------



CASELOAD STATISTICS OF THE GENERAL DISTRICT COURTS

January 2017 thru December 2017

Wythe

District: 27

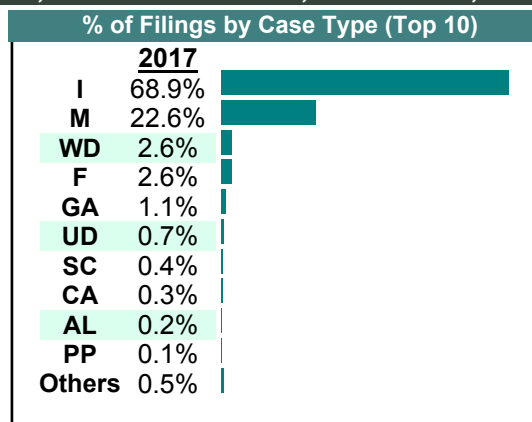
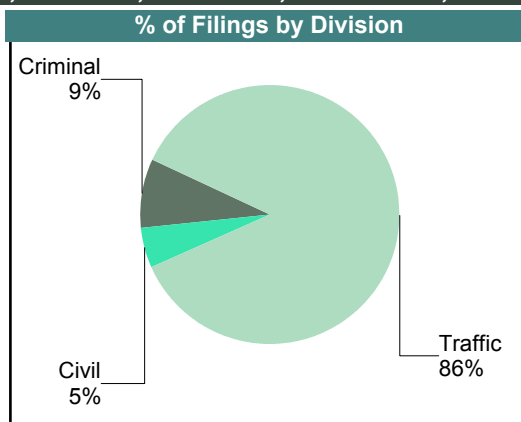
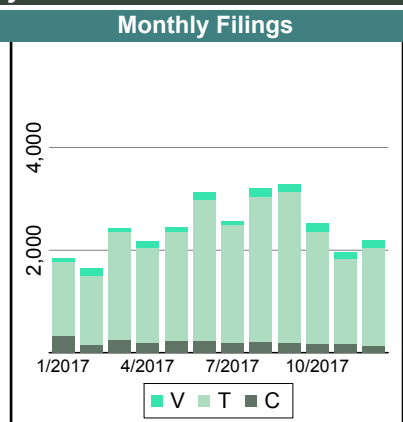
Court ID: 227197

<u>Criminal</u>		Filings	Hearings	Transactions	Concluded	Final Judgmt	Def Judgmt	Cont	Waived
Capias	CA	56	157	157	56	56	-	101	0
Civil Violation	CV	29	74	74	23	23	-	51	0
Felony	F	730	2,362	2,542	709	529	-	1,833	180
Misdemeanor	M	1,596	3,839	3,940	1,607	1,506	-	2,332	101
Motion	MO	2	2	2	2	2	-	-	0
Show Cause	SC	91	201	201	92	92	-	109	0
Criminal Total		2,504	6,635	6,916	2,489	2,208	-	4,426	281

<u>Traffic</u>		Filings	Hearings	Transactions	Concluded	Final Judgmt	Def Judgmt	Cont	Waived
Capias	CA	26	63	63	28	28	-	35	0
Civil Violation	CV	4	5	5	4	4	-	1	0
Felony	F	25	67	76	23	14	-	53	9
Infraction	I	20,240	10,074	22,459	20,240	7,855	-	2,218	12,385
Misdemeanor	M	5,049	8,129	8,130	5,081	5,080	-	3,048	1
Show Cause	SC	28	69	69	29	29	-	40	0
Traffic Total		25,372	18,407	30,802	25,405	13,010	-	5,395	12,395

<u>Civil</u>		Filings	Hearings	Transactions	Concluded	Final Judgmt	Def Judgmt	Cont	Waived
Abstract	AJ	7	0	7	7	-	-	-	7
Admin License	AL	49	2	49	47	-	-	-	47
Bond Forfeiture	BF	20	31	48	21	-	4	27	17
Detinue	DT	20	24	31	20	3	10	11	7
Garnishment	GA	319	46	365	319	-	-	45	319
Impoundment	IM	15	0	15	15	-	-	-	15
Interrogatory	IN	2	1	2	1	-	-	1	1
Overweight	OC	2	0	2	2	-	-	-	2
Other	OT	13	0	13	13	-	-	-	13
Protective Order	PO	31	6	37	31	-	-	6	31
Prelim Prot Order	PP	34	0	34	34	-	-	-	34
Petition-Restore Arms	PR	2	2	4	2	-	-	2	2
Show Cause	SC	1	0	1	1	-	-	-	1
Unlawful Detainer	UD	210	160	241	213	62	70	28	81
Warrant in Debt	WD	756	679	931	710	65	393	221	252
Civil Total		1,481	951	1,780	1,436	130	477	341	829

Wythe Totals		29,357	25,993	39,498	29,330	15,348	477	10,162	13,505
---------------------	--	---------------	---------------	---------------	---------------	---------------	------------	---------------	---------------



CASELOAD STATISTICS OF THE GENERAL DISTRICT COURTS

January 2017 thru December 2017 Filing Comparison

District: 27

Filings by Court & Division

	Blacksburg	Bland	Carroll	Floyd	Galax	Giles	Grayson	Montgomery	Pulaski	Radford	Wythe	Total	
C	Misdemeanor	- 0%	155 2%	902 9%	198 2%	569 6%	520 5%	602 6%	1,879 19%	1,707 17%	1,695 17%	1,596 16%	9,823
	Felony	- 0%	86 3%	500 15%	99 3%	286 8%	165 5%	151 4%	592 18%	640 19%	121 4%	730 22%	3,370
	Show Cause	- 0%	14 2%	34 5%	12 2%	80 13%	34 5%	23 4%	74 12%	136 21%	137 22%	91 14%	635
	Capias	- 0%	4 1%	43 13%	9 3%	38 11%	12 4%	15 5%	67 20%	77 23%	10 3%	56 17%	331
	Civil Violation	- 0%	- 0%	20 15%	5 4%	12 9%	2 2%	4 3%	2 2%	38 29%	19 15%	29 22%	131
	Motion	- 0%	- 0%	- 0%	2 50%	- 0%	- 0%	- 0%	- 0%	- 0%	- 0%	2 50%	4
	Restricted O/L	- 0%	- 0%	- 0%	- 0%	1 100%	- 0%	- 0%	- 0%	- 0%	- 0%	- 0%	1
	Other	- 0%	- 0%	- 0%	- 0%	- 0%	- 0%	- 0%	- 0%	- 0%	- 0%	- 0%	0
	Total	0 0%	259 2%	1,499 10%	325 2%	986 7%	733 5%	795 6%	2,614 18%	2,598 18%	1,982 14%	2,504 18%	14,295
T	Infraction	- 0%	7,897 10%	19,020 24%	1,147 1%	1,927 2%	6,305 8%	903 1%	13,148 16%	7,552 9%	1,804 2%	20,240 25%	79,943
	Misdemeanor	- 0%	2,646 13%	5,609 27%	259 1%	447 2%	631 3%	396 2%	3,359 16%	2,163 10%	355 2%	5,049 24%	20,914
	Felony	- 0%	4 1%	28 6%	5 1%	1 0%	7 2%	2 0%	382 82%	10 2%	2 0%	25 5%	466
	Show Cause	- 0%	2 1%	32 8%	18 5%	5 1%	56 14%	9 2%	217 54%	23 6%	9 2%	28 7%	399
	Capias	- 0%	- 0%	24 13%	8 4%	13 7%	13 7%	5 3%	70 38%	18 10%	7 4%	26 14%	184
	Civil Violation	- 0%	2 3%	6 9%	5 8%	- 0%	10 15%	- 0%	36 55%	3 5%	- 0%	4 6%	66
	Restricted O/L	- 0%	- 0%	- 0%	- 0%	- 0%	2 4%	1 2%	33 59%	8 14%	12 21%	- 0%	56
	Other	- 0%	1 9%	- 0%	- 0%	- 0%	- 0%	- 0%	10 91%	- 0%	- 0%	- 0%	11
	Motion	- 0%	- 0%	- 0%	- 0%	- 0%	- 0%	- 0%	1 100%	- 0%	- 0%	- 0%	1
	Total	0 0%	10,552 10%	24,719 24%	1,442 1%	2,393 2%	7,024 7%	1,316 1%	17,256 17%	9,777 10%	2,189 2%	25,372 25%	102,040
V	Warrant in Debt	- 0%	140 2%	565 8%	201 3%	307 4%	661 10%	357 5%	2,508 36%	882 13%	528 8%	756 11%	6,905
	Garnishment	- 0%	24 1%	146 5%	56 2%	129 4%	256 9%	57 2%	1,642 55%	296 10%	60 2%	319 11%	2,985
	Unlawful Detainer	- 0%	5 0%	74 4%	44 2%	51 3%	129 7%	35 2%	834 43%	316 16%	239 12%	210 11%	1,937
	Admin License	- 0%	11 2%	30 5%	27 4%	26 4%	43 7%	21 3%	259 43%	60 10%	76 13%	49 8%	602

	Blacksburg	Bland	Carroll	Floyd	Galax	Giles	Grayson	Montgomery	Pulaski	Radford	Wythe	Total
V Protective Order	-	1	24	32	6	16	16	60	67	26	31	279
	0%	0%	9%	11%	2%	6%	6%	22%	24%	9%	11%	
Prelim Prot Order	-	4	30	2	8	12	9	71	73	24	34	267
	0%	1%	11%	1%	3%	4%	3%	27%	27%	9%	13%	
Detinue	-	-	17	4	52	-	2	111	33	1	20	240
	0%	0%	7%	2%	22%	0%	1%	46%	14%	0%	8%	
Impoundment	-	-	16	3	11	8	63	58	9	8	15	191
	0%	0%	8%	2%	6%	4%	33%	30%	5%	4%	8%	
Interrogatory	-	-	2	8	-	6	-	87	41	12	2	158
	0%	0%	1%	5%	0%	4%	0%	55%	26%	8%	1%	
Other	-	-	7	2	1	11	3	37	12	12	13	98
	0%	0%	7%	2%	1%	11%	3%	38%	12%	12%	13%	
Show Cause	-	-	1	6	3	-	-	20	28	9	1	68
	0%	0%	1%	9%	4%	0%	0%	29%	41%	13%	1%	
Bond Forfeiture	-	-	-	1	5	-	1	10	18	1	20	56
	0%	0%	0%	2%	9%	0%	2%	18%	32%	2%	36%	
Abstract	-	1	8	-	2	2	3	19	4	5	7	51
	0%	2%	16%	0%	4%	4%	6%	37%	8%	10%	14%	
Overweight	-	24	7	-	-	-	1	2	-	-	2	36
	0%	67%	19%	0%	0%	0%	3%	6%	0%	0%	6%	
Petition-Restore Arms	-	-	-	1	-	2	1	3	2	-	2	11
	0%	0%	0%	9%	0%	18%	9%	27%	18%	0%	18%	
Tenants Assertion	-	-	2	1	-	-	-	5	2	1	-	11
	0%	0%	18%	9%	0%	0%	0%	45%	18%	9%	0%	
Counter Claim	-	-	-	-	-	-	-	6	2	-	-	8
	0%	0%	0%	0%	0%	0%	0%	75%	25%	0%	0%	
Motion for Judgment	-	-	-	-	-	-	-	2	2	-	-	4
	0%	0%	0%	0%	0%	0%	0%	50%	50%	0%	0%	
Mechanic's Lien	-	-	-	-	-	-	-	1	-	-	-	1
	0%	0%	0%	0%	0%	0%	0%	100%	0%	0%	0%	
Custody Relief	-	-	-	-	-	-	-	-	-	-	-	0
	0%	0%	0%	0%	0%	0%	0%	0%	0%	0%	0%	
Total	0	210	929	388	601	1,146	569	5,735	1,847	1,002	1,481	13,908
	0%	2%	7%	3%	4%	8%	4%	41%	13%	7%	11%	
Total	0	11,021	27,147	2,155	3,980	8,903	2,680	25,605	14,222	5,173	29,357	130,243
	0%	8%	21%	2%	3%	7%	2%	20%	11%	4%	23%	

CASELOAD STATISTICS OF THE GENERAL DISTRICT COURTS

January 2017 thru December 2017

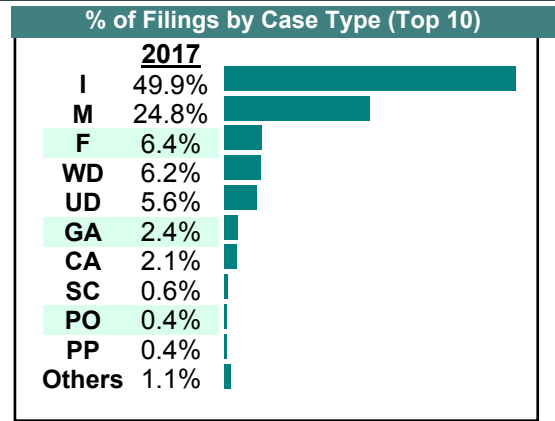
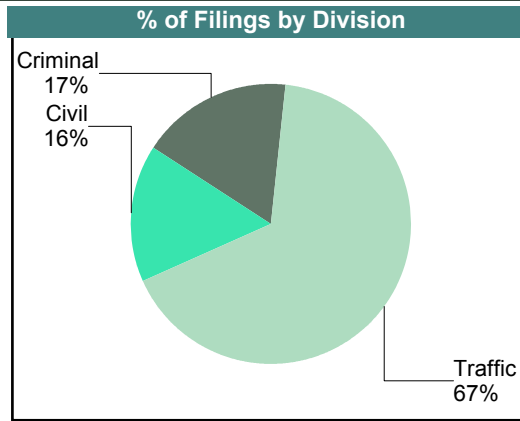
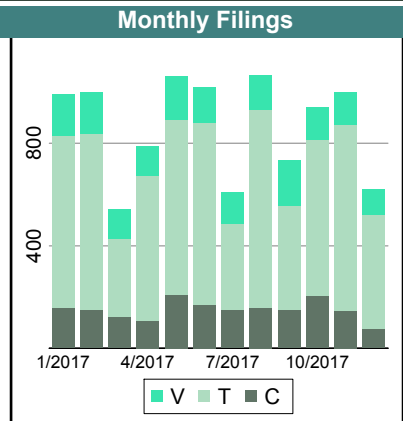
Bristol
District: 28
Court ID: 228520

<u>Criminal</u>		Filings	Hearings	Transactions	Concluded	Final Judgmt	Def Judgmt	Cont	Waived
Capias	CA	154	435	435	141	141	-	294	0
Civil Violation	CV	22	85	85	24	24	-	61	0
Felony	F	641	2,145	2,145	568	568	-	1,576	0
Misdemeanor	M	944	2,271	2,333	852	790	-	1,481	62
Show Cause	SC	50	75	75	50	50	-	25	0
Criminal Total		1,811	5,011	5,073	1,635	1,573	-	3,437	62

<u>Traffic</u>		Filings	Hearings	Transactions	Concluded	Final Judgmt	Def Judgmt	Cont	Waived
Capias	CA	65	213	213	70	70	-	143	0
Civil Violation	CV	1	2	2	2	2	-	-	0
Felony	F	20	87	87	20	20	-	67	0
Infraction	I	5,169	4,314	6,379	5,117	3,052	-	1,262	2,065
Misdemeanor	M	1,628	3,184	3,184	1,599	1,599	-	1,585	0
Show Cause	SC	12	39	39	16	16	-	23	0
Traffic Total		6,895	7,839	9,904	6,824	4,759	-	3,080	2,065

<u>Civil</u>		Filings	Hearings	Transactions	Concluded	Final Judgmt	Def Judgmt	Cont	Waived
Abstract	AJ	1	0	1	1	-	-	-	1
Admin License	AL	36	0	36	36	-	-	-	36
Bond Forfeiture	BF	1	5	5	1	1	-	4	0
Custody Relief	CR	1	1	2	1	-	-	1	1
Detinue	DT	34	37	57	32	2	10	24	20
Garnishment	GA	244	21	265	244	-	-	18	244
Impoundment	IM	10	0	10	10	-	-	-	10
Interrogatory	IN	2	2	3	1	-	-	2	1
Overweight	OC	1	0	1	1	-	-	-	1
Other	OT	5	3	6	4	1	-	1	3
Protective Order	PO	42	25	67	42	-	-	22	42
Prelim Prot Order	PP	41	0	41	41	-	-	-	41
Petition-Restore Arms	PR	2	3	5	2	-	-	3	2
Show Cause	SC	1	1	1	1	1	-	-	0
Tenants Assertion	TA	1	2	2	1	1	-	1	0
Unlawful Detainer	UD	584	290	638	585	109	128	53	348
Warrant in Debt	WD	641	683	909	632	58	348	276	226
Civil Total		1,647	1,073	2,049	1,635	173	486	405	976

Bristol Totals	10,353	13,923	17,026	10,094	6,505	486	6,922	3,103
-----------------------	---------------	---------------	---------------	---------------	--------------	------------	--------------	--------------



CASELOAD STATISTICS OF THE GENERAL DISTRICT COURTS

January 2017 thru December 2017

Smyth

District: 28

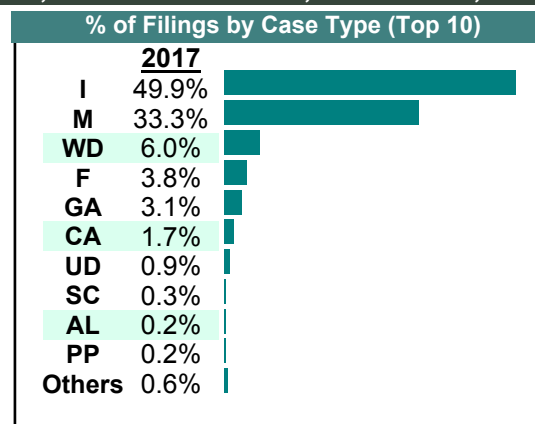
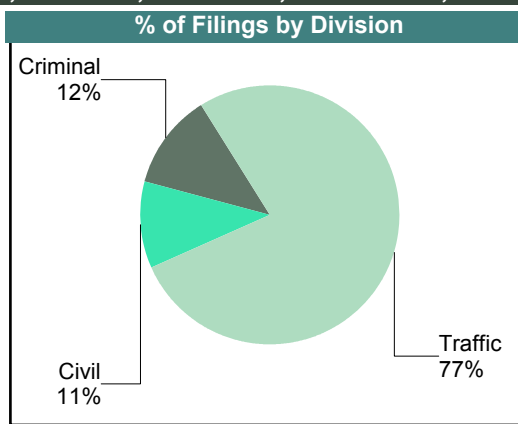
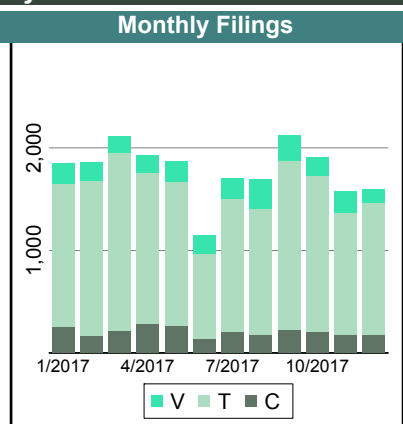
Court ID: 228173

Criminal		Filings	Hearings	Transactions	Concluded	Final Judgmt	Def Judgmt	Cont	Waived
Capias	CA	252	608	608	265	265	-	342	0
Civil Violation	CV	28	62	62	22	22	-	36	0
Felony	F	780	1,777	2,084	586	279	-	1,493	307
Misdemeanor	M	1,424	3,421	3,436	1,270	1,255	-	2,140	15
Show Cause	SC	28	80	80	31	31	-	47	0
Criminal Total		2,512	5,948	6,270	2,174	1,852	-	4,058	322

Traffic		Filings	Hearings	Transactions	Concluded	Final Judgmt	Def Judgmt	Cont	Waived
Capias	CA	102	243	243	96	96	-	142	0
Civil Violation	CV	1	1	1	1	1	-	-	0
Felony	F	25	61	73	20	8	-	53	12
Infraction	I	10,654	6,248	12,014	10,496	4,730	-	1,477	5,766
Misdemeanor	M	5,691	9,543	9,549	5,499	5,493	-	4,018	6
Show Cause	SC	37	83	83	39	39	-	41	0
Traffic Total		16,510	16,179	21,963	16,151	10,367	-	5,731	5,784

Civil		Filings	Hearings	Transactions	Concluded	Final Judgmt	Def Judgmt	Cont	Waived
Abstract	AJ	9	0	9	9	-	-	-	9
Admin License	AL	52	17	54	37	-	-	2	37
Bond Forfeiture	BF	0	1	2	1	-	-	1	1
Detinue	DT	15	9	16	14	3	4	2	7
Garnishment	GA	658	102	777	675	-	-	87	675
Impoundment	IM	5	2	5	3	-	-	-	3
Interrogatory	IN	6	4	8	4	-	-	3	4
Overweight	OC	6	0	6	6	-	-	-	6
Other	OT	4	0	4	4	-	-	-	4
Protective Order	PO	44	17	44	27	-	-	-	27
Prelim Prot Order	PP	48	2	49	47	-	-	1	47
Petition-Restore Arms	PR	1	1	1	0	-	-	-	0
Show Cause	SC	2	0	3	3	-	-	-	3
Unlawful Detainer	UD	198	195	238	189	61	85	46	43
Warrant in Debt	WD	1,284	1,425	1,697	1,231	59	900	442	272
Civil Total		2,332	1,775	2,913	2,250	123	989	584	1,138

Smyth Totals		21,354	23,902	31,146	20,575	12,342	989	10,373	7,244
---------------------	--	---------------	---------------	---------------	---------------	---------------	------------	---------------	--------------



CASELOAD STATISTICS OF THE GENERAL DISTRICT COURTS

January 2017 thru December 2017

Washington

District: 28

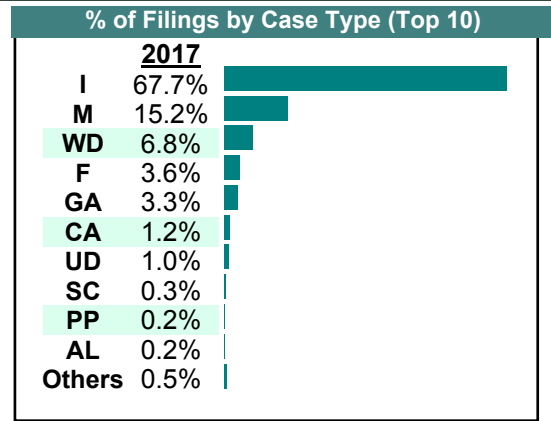
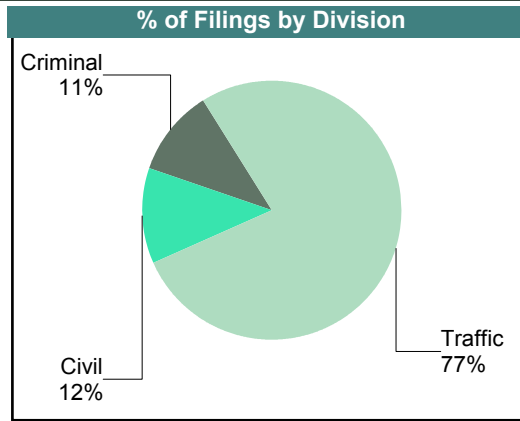
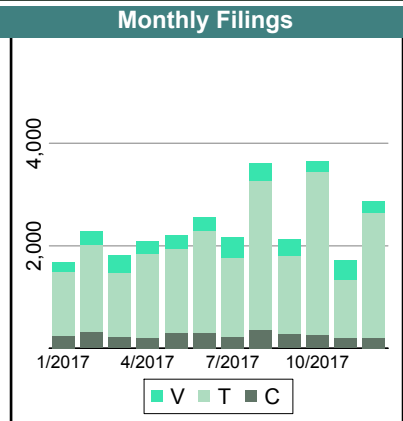
Court ID: 228191

<u>Criminal</u>		Filings	Hearings	Transactions	Concluded	Final Judgmt	Def Judgmt	Cont	Waived
Capias	CA	248	660	660	255	255	-	405	0
Civil Violation	CV	17	39	39	14	14	-	25	0
Felony	F	989	3,238	3,238	919	919	-	2,319	0
Misdemeanor	M	1,830	4,174	4,263	1,802	1,713	-	2,459	89
Show Cause	SC	67	122	122	65	65	-	57	0
Criminal Total		3,151	8,233	8,322	3,055	2,966	-	5,265	89

<u>Traffic</u>		Filings	Hearings	Transactions	Concluded	Final Judgmt	Def Judgmt	Cont	Waived
Capias	CA	102	312	312	112	112	-	200	0
Civil Violation	CV	3	3	3	3	3	-	-	0
Felony	F	34	120	120	31	31	-	89	0
Infraction	I	19,478	10,840	21,861	19,342	8,321	-	2,518	11,021
Misdemeanor	M	2,546	4,432	4,434	2,521	2,519	-	1,913	2
Show Cause	SC	13	22	22	14	14	-	8	0
Traffic Total		22,176	15,729	26,752	22,023	11,000	-	4,728	11,023

<u>Civil</u>		Filings	Hearings	Transactions	Concluded	Final Judgmt	Def Judgmt	Cont	Waived
Abstract	AJ	10	1	10	10	-	1	-	9
Admin License	AL	50	5	55	50	-	-	5	50
Bond Forfeiture	BF	1	11	13	4	1	1	9	2
Counter Claim	CC	3	5	5	3	3	-	2	0
Detinue	DT	20	28	36	23	10	5	13	8
Garnishment	GA	952	9	960	951	-	-	9	951
Impoundment	IM	8	0	8	8	-	-	-	8
Interrogatory	IN	10	10	18	8	-	-	9	8
Overweight	OC	12	8	19	11	-	-	8	11
Other	OT	13	2	14	13	1	-	1	12
Protective Order	PO	49	38	91	53	-	-	38	53
Prelim Prot Order	PP	53	2	55	53	-	-	2	53
Petition-Restore Arms	PR	2	9	12	3	-	-	9	3
Show Cause	SC	5	2	7	5	-	-	2	5
Tenants Assertion	TA	1	1	1	1	1	-	-	0
Unlawful Detainer	UD	291	272	351	286	103	104	64	79
Warrant in Debt	WD	1,943	2,155	2,670	1,868	194	1,159	801	515
Civil Total		3,423	2,558	4,325	3,350	313	1,270	972	1,767

Washington Totals		28,750	26,520	39,399	28,428	14,279	1,270	10,965	12,879
--------------------------	--	---------------	---------------	---------------	---------------	---------------	--------------	---------------	---------------



Filings by Court & Division

	<u>Bristol</u>		<u>Smyth</u>		<u>Washington</u>		<u>Total</u>
C Misdemeanor	944	22%	1,424	34%	1,830	44%	4,198
Felony	641	27%	780	32%	989	41%	2,410
Capias	154	24%	252	39%	248	38%	654
Show Cause	50	34%	28	19%	67	46%	145
Civil Violation	22	33%	28	42%	17	25%	67
Total	1,811	24%	2,512	34%	3,151	42%	7,474
T Infraction	5,169	15%	10,654	30%	19,478	55%	35,301
Misdemeanor	1,628	17%	5,691	58%	2,546	26%	9,865
Capias	65	24%	102	38%	102	38%	269
Felony	20	25%	25	32%	34	43%	79
Show Cause	12	19%	37	60%	13	21%	62
Civil Violation	1	20%	1	20%	3	60%	5
Total	6,895	15%	16,510	36%	22,176	49%	45,581
V Warrant in Debt	641	17%	1,284	33%	1,943	50%	3,868
Garnishment	244	13%	658	35%	952	51%	1,854
Unlawful Detainer	584	54%	198	18%	291	27%	1,073
Prelim Prot Order	41	29%	48	34%	53	37%	142
Admin License	36	26%	52	38%	50	36%	138
Protective Order	42	31%	44	33%	49	36%	135
Detinue	34	49%	15	22%	20	29%	69
Impoundment	10	43%	5	22%	8	35%	23
Other	5	23%	4	18%	13	59%	22
Abstract	1	5%	9	45%	10	50%	20
Overweight	1	5%	6	32%	12	63%	19
Interrogatory	2	11%	6	33%	10	56%	18
Show Cause	1	13%	2	25%	5	63%	8
Petition-Restore Arms	2	40%	1	20%	2	40%	5
Counter Claim	-	0%	-	0%	3	100%	3
Bond Forfeiture	1	50%	-	0%	1	50%	2
Tenants Assertion	1	50%	-	0%	1	50%	2
Custody Relief	1	100%	-	0%	-	0%	1
Total	1,647	22%	2,332	32%	3,423	46%	7,402
Total	10,353	17%	21,354	35%	28,750	48%	60,457

CASELOAD STATISTICS OF THE GENERAL DISTRICT COURTS

January 2017 thru December 2017

Buchanan

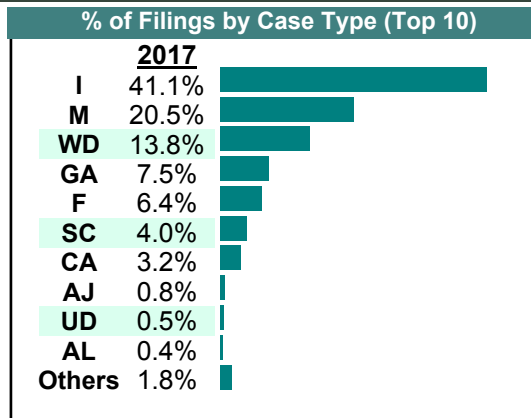
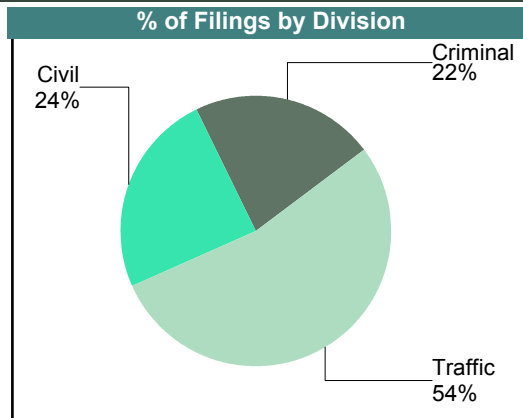
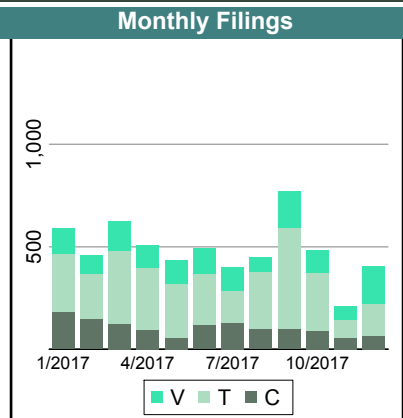
District: 29
Court ID: 229027

<u>Criminal</u>		Filings	Hearings	Transactions	Concluded	Final Judgmt	Def Judgmt	Cont	Waived
Capias	CA	111	445	445	131	131	-	314	0
Civil Violation	CV	12	52	53	12	11	-	41	1
Felony	F	368	1,491	1,610	389	270	-	1,221	119
Misdemeanor	M	666	2,752	2,784	763	731	-	2,021	32
Show Cause	SC	114	432	432	132	132	-	300	0
Criminal Total		1,271	5,172	5,324	1,427	1,275	-	3,897	152

<u>Traffic</u>		Filings	Hearings	Transactions	Concluded	Final Judgmt	Def Judgmt	Cont	Waived
Capias	CA	73	301	301	82	82	-	219	0
Civil Violation	CV	4	9	10	4	3	-	6	1
Felony	F	5	14	18	5	1	-	13	4
Infraction	I	2,393	2,667	3,452	2,443	1,658	-	1,009	785
Misdemeanor	M	530	1,269	1,269	563	563	-	706	0
Restricted O/L	RL	3	3	3	3	3	-	-	0
Show Cause	SC	119	402	402	132	132	-	270	0
Traffic Total		3,127	4,665	5,455	3,232	2,442	-	2,223	790

<u>Civil</u>		Filings	Hearings	Transactions	Concluded	Final Judgmt	Def Judgmt	Cont	Waived
Abstract	AJ	44	1	45	44	-	-	1	44
Admin License	AL	22	29	50	21	-	-	29	21
Detinue	DT	15	12	17	15	4	6	2	5
Garnishment	GA	436	122	546	424	-	-	122	424
Impoundment	IM	13	0	13	13	-	-	-	13
Interrogatory	IN	6	5	11	6	-	-	5	6
Overweight	OC	17	5	21	16	-	-	5	16
Other	OT	9	0	9	9	-	-	-	9
Protective Order	PO	14	9	22	13	-	-	9	13
Prelim Prot Order	PP	14	16	33	17	-	-	16	17
Show Cause	SC	1	2	3	1	-	-	2	1
Unlawful Detainer	UD	29	41	46	30	13	12	16	5
Warrant in Debt	WD	806	889	1,038	773	25	599	265	149
Civil Total		1,426	1,131	1,854	1,382	42	617	472	723

Buchanan Totals		5,824	10,968	12,633	6,041	3,759	617	6,592	1,665
------------------------	--	--------------	---------------	---------------	--------------	--------------	------------	--------------	--------------



CASELOAD STATISTICS OF THE GENERAL DISTRICT COURTS

January 2017 thru December 2017

Dickenson

District: 29

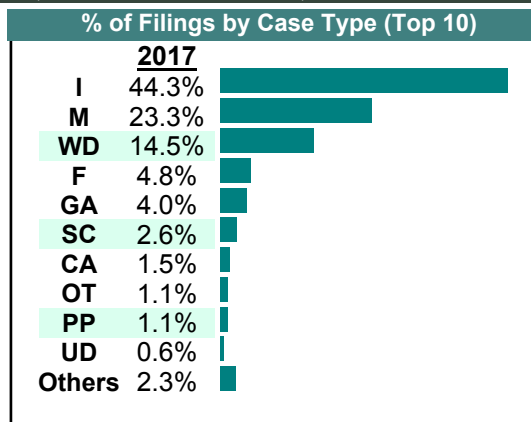
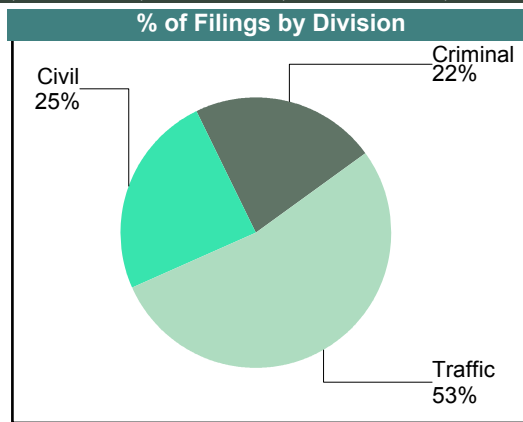
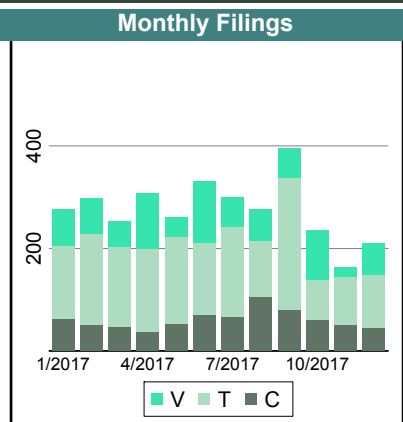
Court ID: 229051

<u>Criminal</u>		Filings	Hearings	Transactions	Concluded	Final Judgmt	Def Judgmt	Cont	Waived
Capias	CA	41	155	155	46	46	-	109	0
Civil Violation	CV	8	21	21	6	6	-	15	0
Felony	F	155	485	485	133	133	-	352	0
Misdemeanor	M	495	1,128	1,158	464	434	-	694	30
Show Cause	SC	37	115	115	46	46	-	69	0
Criminal Total		736	1,904	1,934	695	665	-	1,239	30

<u>Traffic</u>		Filings	Hearings	Transactions	Concluded	Final Judgmt	Def Judgmt	Cont	Waived
Capias	CA	8	37	37	12	12	-	25	0
Civil Violation	CV	2	2	2	2	2	-	-	0
Felony	F	3	7	7	3	3	-	4	0
Infraction	I	1,466	1,162	1,709	1,457	910	-	252	547
Misdemeanor	M	275	488	489	285	284	-	204	1
Restricted O/L	RL	4	4	4	4	4	-	-	0
Show Cause	SC	3	19	19	6	6	-	13	0
Traffic Total		1,761	1,719	2,267	1,769	1,221	-	498	548

<u>Civil</u>		Filings	Hearings	Transactions	Concluded	Final Judgmt	Def Judgmt	Cont	Waived
Admin License	AL	13	0	13	13	-	-	-	13
Detinue	DT	10	8	13	10	4	1	3	5
Garnishment	GA	133	22	156	134	-	-	22	134
Impoundment	IM	11	0	11	11	-	-	-	11
Interrogatory	IN	1	0	1	1	-	-	-	1
Overweight	OC	13	0	13	13	-	-	-	13
Other	OT	37	55	81	27	1	-	54	26
Protective Order	PO	12	10	19	11	2	-	8	9
Prelim Prot Order	PP	36	6	42	36	-	-	6	36
Petition-Restore Arms	PR	1	0	1	1	-	-	-	1
Restricted O/L	RL	1	0	1	1	-	-	-	1
Show Cause	SC	45	138	182	44	-	-	138	44
Unlawful Detainer	UD	19	20	24	19	6	9	5	4
Warrant in Debt	WD	479	538	657	478	45	314	179	119
Civil Total		811	797	1,214	799	58	324	415	417

Dickenson Totals	3,308	4,420	5,415	3,263	1,944	324	2,152	995
-------------------------	--------------	--------------	--------------	--------------	--------------	------------	--------------	------------



CASELOAD STATISTICS OF THE GENERAL DISTRICT COURTS

January 2017 thru December 2017

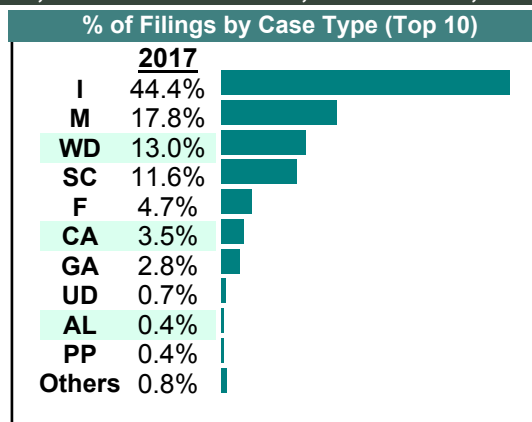
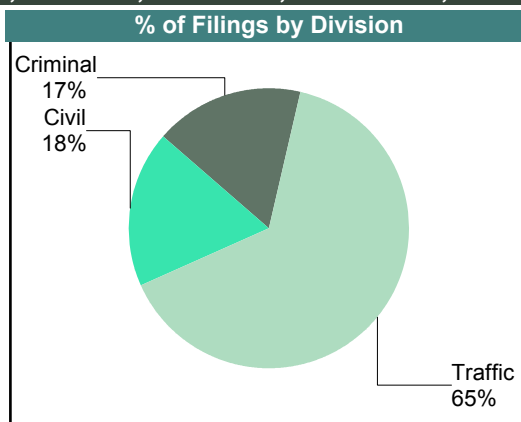
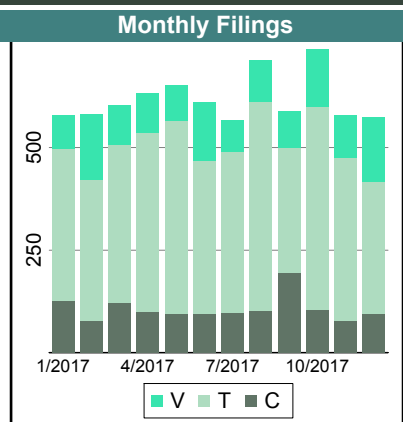
Russell
District: 29
Court ID: 229167

<u>Criminal</u>		Filings	Hearings	Transactions	Concluded	Final Judgmt	Def Judgmt	Cont	Waived
Capias	CA	123	442	442	131	131	-	311	0
Felony	F	329	1,427	1,428	337	336	-	1,091	1
Misdemeanor	M	647	1,801	1,843	546	504	-	1,297	42
Show Cause	SC	182	759	759	206	206	-	553	0
Criminal Total		1,281	4,429	4,472	1,220	1,177	-	3,252	43

<u>Traffic</u>		Filings	Hearings	Transactions	Concluded	Final Judgmt	Def Judgmt	Cont	Waived
Capias	CA	139	472	472	152	152	-	320	0
Civil Violation	CV	3	12	12	3	3	-	9	0
Felony	F	17	72	72	16	16	-	56	0
Infraction	I	3,290	2,590	4,020	3,246	1,816	-	774	1,430
Misdemeanor	M	675	1,571	1,574	691	688	-	883	3
Restricted O/L	RL	3	3	3	3	3	-	-	0
Show Cause	SC	676	1,924	1,924	702	702	-	1,222	0
Traffic Total		4,803	6,644	8,077	4,813	3,380	-	3,264	1,433

<u>Civil</u>		Filings	Hearings	Transactions	Concluded	Final Judgmt	Def Judgmt	Cont	Waived
Abstract	AJ	1	0	1	1	-	-	-	1
Admin License	AL	27	4	30	26	-	-	4	26
Bond Forfeiture	BF	1	0	1	1	-	-	-	1
Counter Claim	CC	1	1	2	1	-	-	1	1
Detinue	DT	12	20	30	14	4	-	16	10
Garnishment	GA	207	46	254	208	-	-	46	208
Impoundment	IM	10	0	10	10	-	-	-	10
Interrogatory	IN	2	3	5	2	-	-	3	2
Overweight	OC	3	2	8	6	-	-	2	6
Other	OT	11	1	11	10	-	-	1	10
Protective Order	PO	11	2	13	11	-	-	2	11
Prelim Prot Order	PP	27	30	57	27	-	-	30	27
Petition-Restore Arms	PR	2	3	5	2	-	-	3	2
Show Cause	SC	4	0	4	4	-	-	-	4
Unlawful Detainer	UD	50	47	64	49	17	15	15	17
Warrant in Debt	WD	961	1,085	1,347	933	70	601	413	262
Civil Total		1,330	1,244	1,842	1,305	91	616	536	598

Russell Totals		7,414	12,317	14,391	7,338	4,648	616	7,052	2,074
-----------------------	--	--------------	---------------	---------------	--------------	--------------	------------	--------------	--------------



CASELOAD STATISTICS OF THE GENERAL DISTRICT COURTS

January 2017 thru December 2017

Tazewell

District: 29

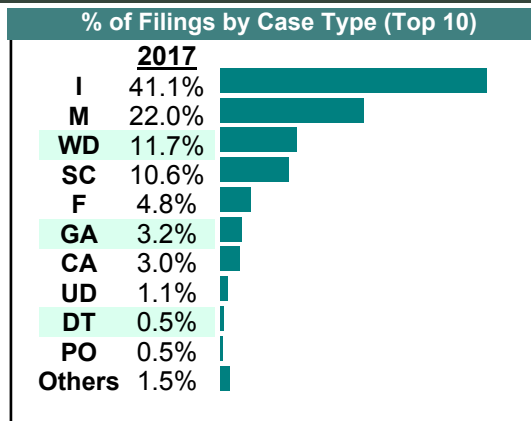
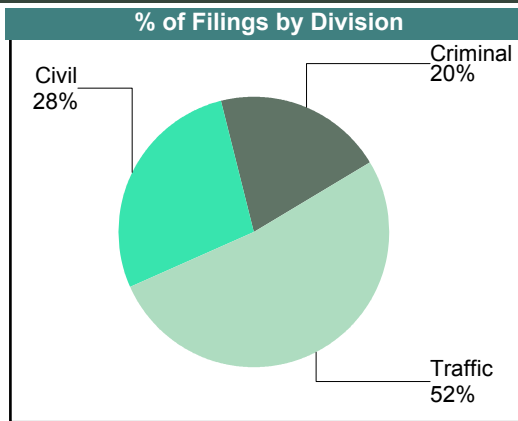
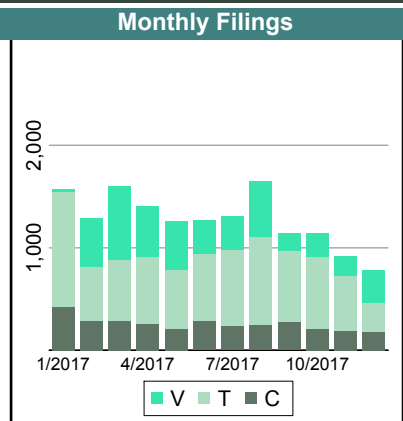
Court ID: 229185

Criminal		Filings	Hearings	Transactions	Concluded	Final Judgmt	Def Judgmt	Cont	Waived
Capias	CA	278	858	858	318	318	-	540	0
Civil Violation	CV	37	155	156	48	47	-	108	1
Felony	F	726	2,503	2,859	792	436	-	2,066	356
Misdemeanor	M	1,908	5,745	5,836	2,008	1,917	-	3,827	91
Show Cause	SC	161	382	382	199	199	-	183	0
Criminal Total		3,110	9,643	10,091	3,365	2,917	-	6,724	448

Traffic		Filings	Hearings	Transactions	Concluded	Final Judgmt	Def Judgmt	Cont	Waived
Capias	CA	128	354	354	150	150	-	204	0
Civil Violation	CV	2	3	3	3	3	-	-	0
Felony	F	2	4	4	2	2	-	2	0
Infraction	I	6,292	5,561	7,813	6,242	3,990	-	1,570	2,252
Misdemeanor	M	1,460	2,493	2,537	1,457	1,413	-	1,079	44
Restricted O/L	RL	6	6	6	6	6	-	-	0
Show Cause	SC	39	190	190	98	98	-	92	0
Traffic Total		7,929	8,611	10,907	7,958	5,662	-	2,947	2,296

Civil		Filings	Hearings	Transactions	Concluded	Final Judgmt	Def Judgmt	Cont	Waived
Abstract	AJ	7	7	7	7	7	-	-	0
Admin License	AL	35	5	41	36	-	-	5	36
Bond Forfeiture	BF	3	7	13	7	-	1	6	6
Capias	CA	52	104	157	53	-	-	104	53
Detinue	DT	73	80	119	72	3	30	47	39
Garnishment	GA	493	102	583	481	-	-	102	481
Impoundment	IM	61	0	61	61	-	-	-	61
Interrogatory	IN	7	4	12	8	-	-	4	8
Motion for Judgment	MJ	0	2	2	0	-	-	2	0
Overweight	OC	12	5	14	9	-	-	5	9
Other	OT	23	1	23	23	1	-	-	22
Protective Order	PO	71	12	88	76	-	-	12	76
Prelim Prot Order	PP	37	1	37	36	-	-	-	36
Show Cause	SC	1,422	1,440	3,030	1,591	1	-	1,437	1,590
Unlawful Detainer	UD	168	177	218	162	56	65	56	41
Warrant in Debt	WD	1,797	2,122	2,636	1,773	147	1,112	863	514
Civil Total		4,261	4,069	7,041	4,395	215	1,208	2,643	2,972

Tazewell Totals	15,300	22,323	28,039	15,718	8,794	1,208	12,314	5,716
------------------------	---------------	---------------	---------------	---------------	--------------	--------------	---------------	--------------



CASELOAD STATISTICS OF THE GENERAL DISTRICT COURTS

January 2017 thru December 2017 Filing Comparison

District: 29

Filings by Court & Division

	<u>Buchanan</u>		<u>Dickenson</u>		<u>Russell</u>		<u>Tazewell</u>		<u>Total</u>
C Misdemeanor	666	18%	495	13%	647	17%	1,908	51%	3,716
Felony	368	23%	155	10%	329	21%	726	46%	1,578
Capias	111	20%	41	7%	123	22%	278	50%	553
Show Cause	114	23%	37	7%	182	37%	161	33%	494
Civil Violation	12	21%	8	14%	-	0%	37	65%	57
Total	1,271	20%	736	12%	1,281	20%	3,110	49%	6,398
T Infraction	2,393	18%	1,466	11%	3,290	24%	6,292	47%	13,441
Misdemeanor	530	18%	275	9%	675	23%	1,460	50%	2,940
Show Cause	119	14%	3	0%	676	81%	39	5%	837
Capias	73	21%	8	2%	139	40%	128	37%	348
Felony	5	19%	3	11%	17	63%	2	7%	27
Restricted O/L	3	19%	4	25%	3	19%	6	38%	16
Civil Violation	4	36%	2	18%	3	27%	2	18%	11
Total	3,127	18%	1,761	10%	4,803	27%	7,929	45%	17,620
V Warrant in Debt	806	20%	479	12%	961	24%	1,797	44%	4,043
Show Cause	1	0%	45	3%	4	0%	1,422	97%	1,472
Garnishment	436	34%	133	10%	207	16%	493	39%	1,269
Unlawful Detainer	29	11%	19	7%	50	19%	168	63%	266
Prelim Prot Order	14	12%	36	32%	27	24%	37	32%	114
Detinue	15	14%	10	9%	12	11%	73	66%	110
Protective Order	14	13%	12	11%	11	10%	71	66%	108
Admin License	22	23%	13	13%	27	28%	35	36%	97
Impoundment	13	14%	11	12%	10	11%	61	64%	95
Other	9	11%	37	46%	11	14%	23	29%	80
Abstract	44	85%	-	0%	1	2%	7	13%	52
Capias	-	0%	-	0%	-	0%	52	100%	52
Overweight	17	38%	13	29%	3	7%	12	27%	45
Interrogatory	6	38%	1	6%	2	13%	7	44%	16
Bond Forfeiture	-	0%	-	0%	1	25%	3	75%	4
Petition-Restore Arms	-	0%	1	33%	2	67%	-	0%	3
Counter Claim	-	0%	-	0%	1	100%	-	0%	1
Restricted O/L	-	0%	1	100%	-	0%	-	0%	1
Motion for Judgment	-	0%	-	0%	-	0%	-	0%	0
Total	1,426	18%	811	10%	1,330	17%	4,261	54%	7,828
Total	5,824	18%	3,308	10%	7,414	23%	15,300	48%	31,846

CASELOAD STATISTICS OF THE GENERAL DISTRICT COURTS

January 2017 thru December 2017

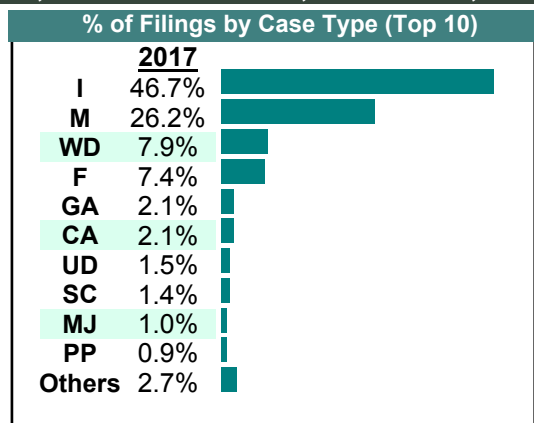
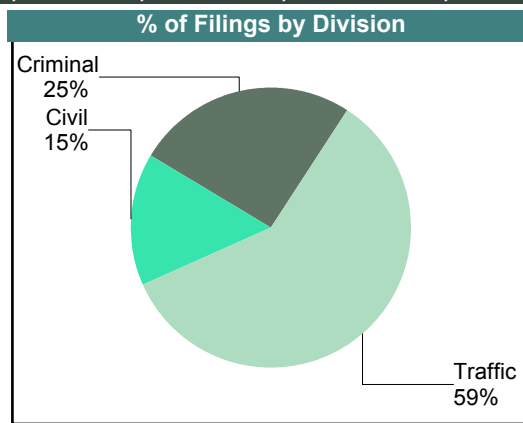
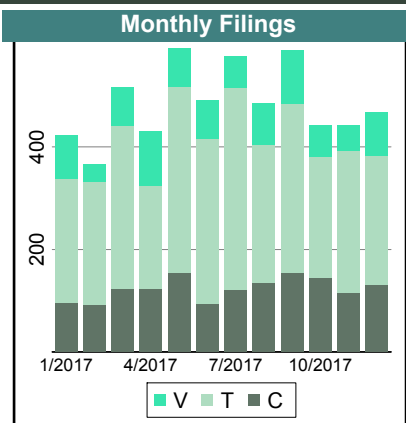
Lee
District: 30
Court ID: 230105

<u>Criminal</u>		Filings	Hearings	Transactions	Concluded	Final Judgmt	Def Judgmt	Cont	Waived
Capias	CA	87	219	219	77	77	-	142	0
Civil Violation	CV	49	158	158	45	45	-	113	0
Felony	F	411	1,291	1,409	304	186	-	1,105	118
Misdemeanor	M	882	2,763	2,803	881	841	-	1,922	40
Show Cause	SC	52	110	110	52	52	-	58	0
Criminal Total		1,481	4,541	4,699	1,359	1,201	-	3,340	158

<u>Traffic</u>		Filings	Hearings	Transactions	Concluded	Final Judgmt	Def Judgmt	Cont	Waived
Capias	CA	34	121	121	37	37	-	84	0
Civil Violation	CV	2	4	4	3	3	-	1	0
Felony	F	17	52	60	12	4	-	48	8
Infraction	I	2,717	2,203	3,435	2,694	1,462	-	741	1,232
Misdemeanor	M	644	1,506	1,513	628	621	-	885	7
Restricted O/L	RL	5	5	5	5	5	-	-	0
Show Cause	SC	29	79	79	28	28	-	51	0
Traffic Total		3,448	3,970	5,217	3,407	2,160	-	1,810	1,247

<u>Civil</u>		Filings	Hearings	Transactions	Concluded	Final Judgmt	Def Judgmt	Cont	Waived
Abstract	AJ	1	0	1	1	-	-	-	1
Bond Forfeiture	BF	2	4	5	1	-	-	4	1
Capias	CA	1	4	6	2	-	-	4	2
Detinue	DT	9	13	19	10	3	1	9	6
Garnishment	GA	124	15	140	125	-	-	15	125
Impoundment	IM	10	0	10	10	-	-	-	10
Interrogatory	IN	4	8	14	6	-	-	8	6
Motion for Judgment	MJ	56	57	77	55	12	23	22	20
Overweight	OC	1	0	1	1	-	-	-	1
Other	OT	30	6	34	30	2	-	4	28
Protective Order	PO	43	16	58	42	-	-	16	42
Prelim Prot Order	PP	54	0	54	54	-	-	-	54
Petition-Restore Arms	PR	4	0	4	4	-	-	-	4
Show Cause	SC	3	4	7	3	-	-	4	3
Tenants Assertion	TA	0	0	2	2	-	-	-	2
Unlawful Detainer	UD	90	125	153	88	31	29	65	28
Warrant in Debt	WD	460	495	624	451	67	255	173	129
Civil Total		892	747	1,209	885	115	308	324	462

Lee Totals		5,821	9,258	11,125	5,651	3,476	308	5,474	1,867
-------------------	--	--------------	--------------	---------------	--------------	--------------	------------	--------------	--------------



CASELOAD STATISTICS OF THE GENERAL DISTRICT COURTS

January 2017 thru December 2017

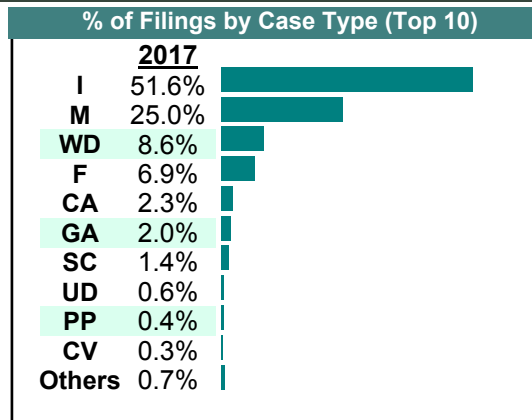
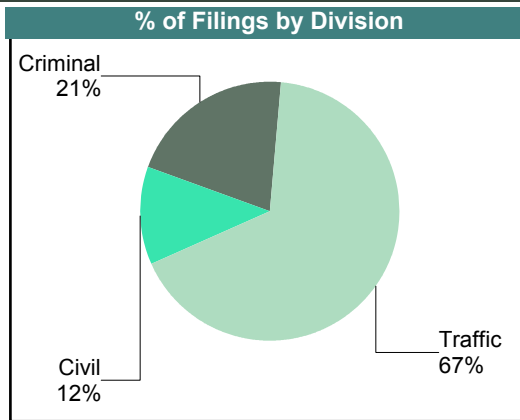
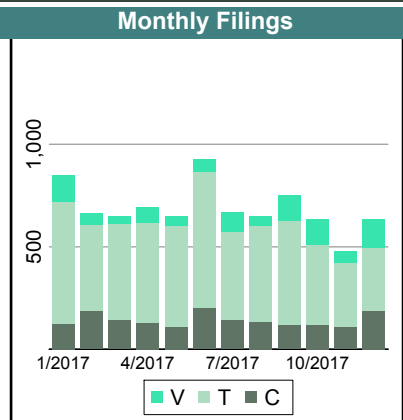
Scott
District: 30
Court ID: 230169

<u>Criminal</u>		Filings	Hearings	Transactions	Concluded	Final Judgmt	Def Judgmt	Cont	Waived
Capias	CA	104	240	240	119	119	-	121	0
Civil Violation	CV	20	60	61	20	19	-	41	1
Felony	F	552	1,724	1,939	495	280	-	1,444	215
Misdemeanor	M	970	2,505	2,593	863	775	-	1,730	88
Motion	MO	6	6	6	6	6	-	-	0
Show Cause	SC	63	117	117	61	61	-	56	0
Criminal Total		1,715	4,652	4,956	1,564	1,260	-	3,392	304

<u>Traffic</u>		Filings	Hearings	Transactions	Concluded	Final Judgmt	Def Judgmt	Cont	Waived
Capias	CA	83	192	192	90	90	-	102	0
Civil Violation	CV	8	22	23	10	9	-	13	1
Felony	F	18	52	59	12	5	-	47	7
Infraction	I	4,256	2,921	5,244	4,256	1,933	-	988	2,323
Misdemeanor	M	1,093	2,338	2,379	1,077	1,036	-	1,302	41
Motion	MO	1	1	1	1	1	-	-	0
Restricted O/L	RL	11	11	11	11	11	-	-	0
Show Cause	SC	55	115	115	63	63	-	52	0
Traffic Total		5,525	5,652	8,024	5,520	3,148	-	2,504	2,372

<u>Civil</u>		Filings	Hearings	Transactions	Concluded	Final Judgmt	Def Judgmt	Cont	Waived
Admin License	AL	8	0	8	8	-	-	-	8
Bond Forfeiture	BF	3	0	3	3	-	-	-	3
Detinue	DT	4	8	9	4	1	2	5	1
Garnishment	GA	163	31	194	163	-	-	31	163
Impoundment	IM	2	0	2	2	-	-	-	2
Interrogatory	IN	4	1	6	5	-	-	1	5
Other	OT	8	2	8	8	2	-	-	6
Protective Order	PO	14	4	20	16	-	-	4	16
Prelim Prot Order	PP	36	31	71	40	-	-	31	40
Unlawful Detainer	UD	49	74	80	54	27	21	26	6
Warrant in Debt	WD	712	773	986	684	66	405	302	213
Civil Total		1,003	924	1,387	987	96	428	400	463

Scott Totals		8,243	11,228	14,367	8,071	4,504	428	6,296	3,139
---------------------	--	--------------	---------------	---------------	--------------	--------------	------------	--------------	--------------



CASELOAD STATISTICS OF THE GENERAL DISTRICT COURTS

January 2017 thru December 2017

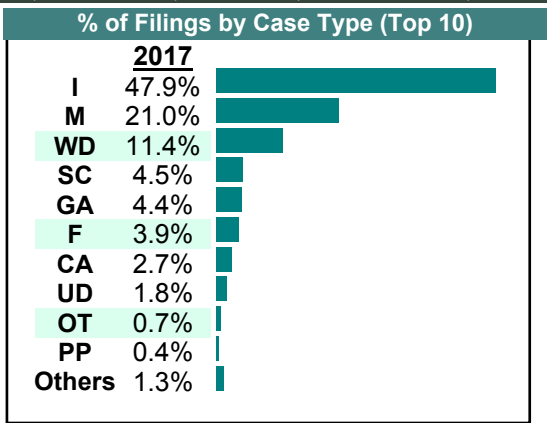
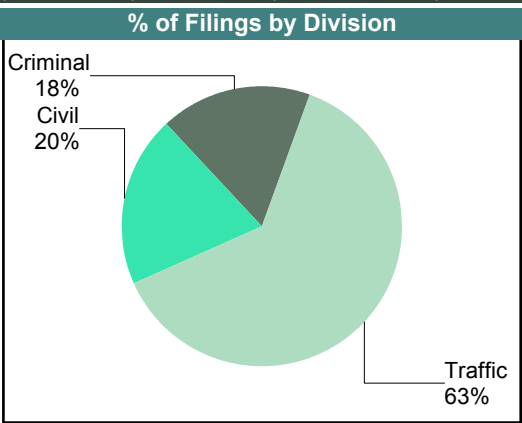
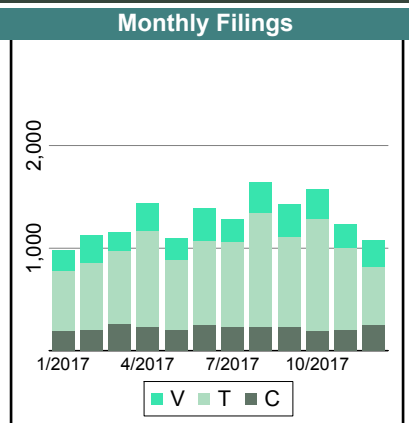
Wise
District: 30
Court ID: 230195

<u>Criminal</u>		Filings	Hearings	Transactions	Concluded	Final Judgmt	Def Judgmt	Cont	Waived
Capias	CA	209	649	649	246	246	-	401	0
Civil Violation	CV	25	61	61	26	26	-	34	0
Felony	F	532	1,579	1,619	472	432	-	1,131	40
Misdemeanor	M	1,685	4,383	4,503	1,700	1,580	-	2,777	120
Other	O	1	3	3	1	1	-	2	0
Show Cause	SC	257	639	639	247	247	-	373	0
Criminal Total		2,709	7,314	7,474	2,692	2,532	-	4,718	160

<u>Traffic</u>		Filings	Hearings	Transactions	Concluded	Final Judgmt	Def Judgmt	Cont	Waived
Capias	CA	204	607	607	225	225	-	382	0
Civil Violation	CV	39	82	82	32	32	-	47	0
Felony	F	72	212	222	51	41	-	166	10
Infraction	I	7,379	7,207	9,776	7,434	4,865	-	2,328	2,569
Misdemeanor	M	1,548	4,666	4,666	1,424	1,424	-	3,230	0
Show Cause	SC	427	947	947	403	403	-	532	0
Traffic Total		9,669	13,721	16,300	9,569	6,990	-	6,685	2,579

<u>Civil</u>		Filings	Hearings	Transactions	Concluded	Final Judgmt	Def Judgmt	Cont	Waived
Admin License	AL	33	9	36	27	-	-	3	27
Detinue	DT	13	16	23	14	2	5	9	7
Garnishment	GA	680	310	989	679	-	-	287	679
Impoundment	IM	53	7	54	47	-	-	1	47
Interrogatory	IN	4	11	17	6	-	-	11	6
Motion for Judgment	MJ	8	26	29	4	1	-	23	3
Other	OT	109	88	153	95	25	5	36	65
Protective Order	PO	28	5	33	28	-	-	5	28
Prelim Prot Order	PP	67	29	93	64	-	-	26	64
Show Cause	SC	4	12	17	5	-	-	11	5
Unlawful Detainer	UD	283	323	417	277	44	139	139	94
Warrant in Debt	WD	1,759	2,240	2,692	1,670	126	1,092	1,010	452
Civil Total		3,041	3,076	4,553	2,916	198	1,241	1,561	1,477

Wise Totals		15,419	24,111	28,327	15,177	9,720	1,241	12,964	4,216
--------------------	--	---------------	---------------	---------------	---------------	--------------	--------------	---------------	--------------



Filings by Court & Division

	<u>Lee</u>		<u>Scott</u>		<u>Wise</u>		<u>Total</u>
C Misdemeanor	882	25%	970	27%	1,685	48%	3,537
Felony	411	27%	552	37%	532	36%	1,495
Capias	87	22%	104	26%	209	52%	400
Show Cause	52	14%	63	17%	257	69%	372
Civil Violation	49	52%	20	21%	25	27%	94
Motion	-	0%	6	100%	-	0%	6
Other	-	0%	-	0%	1	100%	1
Total	1,481	25%	1,715	29%	2,709	46%	5,905
T Infraction	2,717	19%	4,256	30%	7,379	51%	14,352
Misdemeanor	644	20%	1,093	33%	1,548	47%	3,285
Show Cause	29	6%	55	11%	427	84%	511
Capias	34	11%	83	26%	204	64%	321
Felony	17	16%	18	17%	72	67%	107
Civil Violation	2	4%	8	16%	39	80%	49
Restricted O/L	5	31%	11	69%	-	0%	16
Motion	-	0%	1	100%	-	0%	1
Total	3,448	18%	5,525	30%	9,669	52%	18,642
V Warrant in Debt	460	16%	712	24%	1,759	60%	2,931
Garnishment	124	13%	163	17%	680	70%	967
Unlawful Detainer	90	21%	49	12%	283	67%	422
Prelim Prot Order	54	34%	36	23%	67	43%	157
Other	30	20%	8	5%	109	74%	147
Protective Order	43	51%	14	16%	28	33%	85
Impoundment	10	15%	2	3%	53	82%	65
Motion for Judgment	56	88%	-	0%	8	13%	64
Admin License	-	0%	8	20%	33	80%	41
Detinue	9	35%	4	15%	13	50%	26
Interrogatory	4	33%	4	33%	4	33%	12
Show Cause	3	43%	-	0%	4	57%	7
Bond Forfeiture	2	40%	3	60%	-	0%	5
Petition-Restore Arms	4	100%	-	0%	-	0%	4
Abstract	1	100%	-	0%	-	0%	1
Capias	1	100%	-	0%	-	0%	1
Overweight	1	100%	-	0%	-	0%	1
Tenants Assertion	-	0%	-	0%	-	0%	0
Total	892	18%	1,003	20%	3,041	62%	4,936
Total	5,821	20%	8,243	28%	15,419	52%	29,483

CASELOAD STATISTICS OF THE GENERAL DISTRICT COURTS

January 2017 thru December 2017

Prince William

District: 31

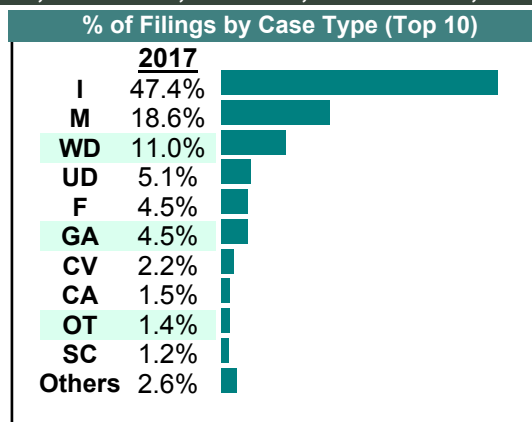
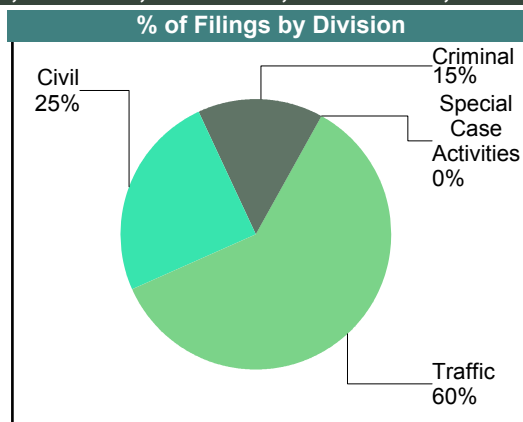
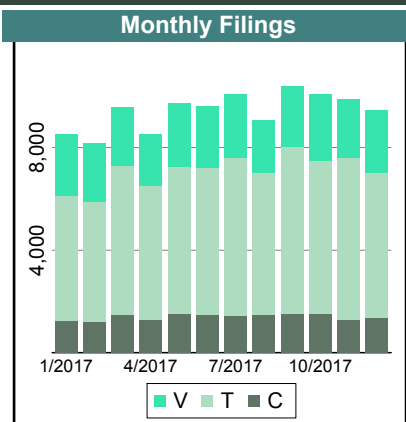
Court ID: 231153

<u>Criminal</u>		Filings	Hearings	Transactions	Concluded	Final Judgmt	Def Judgmt	Cont	Waived
Capias	CA	1,328	3,797	3,797	1,419	1,419	-	2,368	0
Civil Violation	CV	324	1,085	1,087	314	312	-	772	2
Felony	F	4,918	21,443	22,982	4,326	2,787	-	18,641	1,539
Misdemeanor	M	9,419	28,472	28,834	9,133	8,771	-	19,677	362
Other	O	0	1	1	1	1	-	-	0
Show Cause	SC	889	1,918	1,918	873	873	-	1,036	0
Criminal Total		16,878	56,716	58,619	16,066	14,163	-	42,494	1,903

<u>Traffic</u>		Filings	Hearings	Transactions	Concluded	Final Judgmt	Def Judgmt	Cont	Waived
Capias	CA	325	1,036	1,036	486	486	-	549	0
Civil Violation	CV	2,113	2,436	2,447	2,195	2,184	-	249	11
Felony	F	215	894	961	224	157	-	736	67
Infraction	I	53,542	40,701	64,299	53,139	29,541	-	11,112	23,598
Misdemeanor	M	11,581	22,525	22,529	11,706	11,702	-	10,810	4
Other	O	188	231	233	181	179	-	52	2
Restricted O/L	RL	107	107	107	96	96	-	-	0
Show Cause	SC	40	96	96	40	40	-	54	0
Traffic Total		68,111	68,026	91,708	68,067	44,385	-	23,562	23,682

<u>Civil</u>		Filings	Hearings	Transactions	Concluded	Final Judgmt	Def Judgmt	Cont	Waived
Abstract	AJ	200	74	203	202	18	55	1	129
Bond Forfeiture	BF	80	89	153	83	-	19	67	64
Capias	CA	49	50	94	44	-	-	50	44
Detinue	DT	136	137	208	141	4	66	67	71
Garnishment	GA	5,063	1,097	6,200	5,103	-	-	1,097	5,103
Interrogatory	IN	677	1,033	1,755	722	-	-	1,033	722
Mental Commitment	MC	2							
Motion for Judgment	MJ	13	20	32	14	2	-	18	12
Mechanic's Lien	ML	0	0	1	1	-	-	-	1
Overweight	OC	148	23	170	147	-	-	23	147
Other	OT	1,601	237	1,756	1,575	18	38	132	1,519
Protective Order	PO	265	91	352	261	-	-	62	261
Prelim Prot Order	PP	365	30	393	363	-	-	25	363
Petition-Restore Arms	PR	6	7	12	5	-	-	7	5
Show Cause	SC	465	475	946	489	4	14	450	471
Tenants Assertion	TA	20	230	285	57	2	-	228	55
Unlawful Detainer	UD	5,715	4,214	7,243	5,712	714	1,969	1,526	3,029
Warrant in Debt	WD	12,449	13,807	18,489	12,328	1,018	6,628	6,158	4,682
Zoning Viol	ZO	731	490	996	699	13	180	297	506
Civil Total		27,985	22,104	39,290	27,948	1,793	8,969	11,241	17,186

Prince William Totals	112,974	146,846	189,617	112,081	60,341	8,969	77,297	42,771
------------------------------	----------------	----------------	----------------	----------------	---------------	--------------	---------------	---------------



Filings by Court & Division

<u>Prince William</u>			
C	Misdemeanor	9,419	8.3%
	Felony	4,918	4.4%
	Capias	1,328	1.2%
	Show Cause	889	0.8%
	Civil Violation	324	0.3%
	Other	-	0.0%
	Total	16,878	15%
T	Infraction	53,542	47.4%
	Misdemeanor	11,581	10.3%
	Civil Violation	2,113	1.9%
	Capias	325	0.3%
	Felony	215	0.2%
	Other	188	0.2%
	Restricted O/L	107	0.1%
	Show Cause	40	0.0%
	Total	68,111	60%
V	Warrant in Debt	12,449	11.0%
	Unlawful Detainer	5,715	5.1%
	Garnishment	5,063	4.5%
	Other	1,601	1.4%
	Zoning Viol	731	0.6%
	Interrogatory	677	0.6%
	Show Cause	465	0.4%
	Prelim Prot Order	365	0.3%
	Protective Order	265	0.2%
	Abstract	200	0.2%
	Overweight	148	0.1%
	Detinue	136	0.1%
	Bond Forfeiture	80	0.1%
	Capias	49	0.0%
	Tenants Assertion	20	0.0%
	Motion for Judgment	13	0.0%
	Petition-Restore Arms	6	0.0%
	Mental Commitment	2	0.0%
	Mechanic's Lien	-	0.0%
	Total	27,985	25%
Total	112,974	100%	

CASELOAD STATISTICS OF THE GENERAL DISTRICT COURTS

January 2017 thru December 2017

Accomack

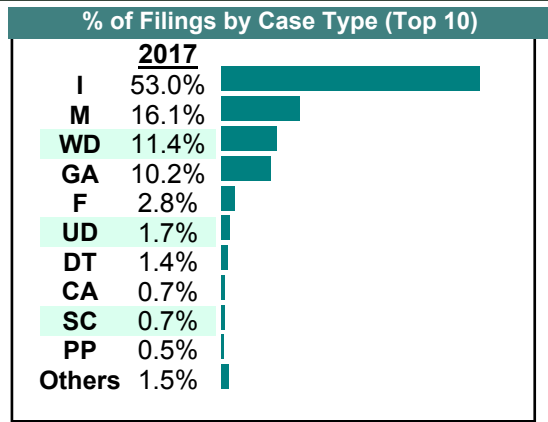
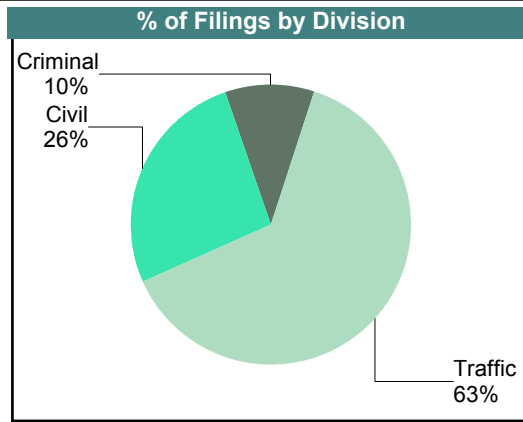
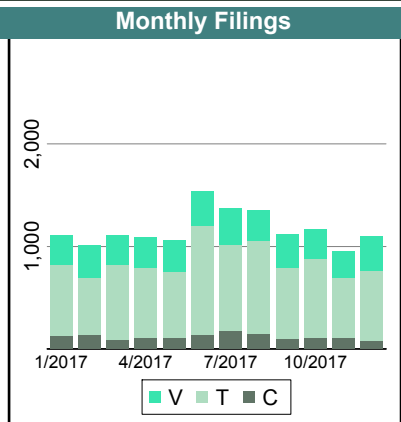
District: 32
Court ID: 232001

<u>Criminal</u>		Filings	Hearings	Transactions	Concluded	Final Judgmt	Def Judgmt	Cont	Waived
Capias	CA	56	134	134	56	56	-	78	0
Civil Violation	CV	38	54	59	39	34	-	20	5
Felony	F	376	928	928	383	383	-	545	0
Misdemeanor	M	903	2,118	2,181	906	843	-	1,275	63
Show Cause	SC	75	178	178	67	67	-	111	0
Criminal Total		1,448	3,412	3,480	1,451	1,383	-	2,029	68

<u>Traffic</u>		Filings	Hearings	Transactions	Concluded	Final Judgmt	Def Judgmt	Cont	Waived
Capias	CA	49	132	132	52	52	-	80	0
Civil Violation	CV	3	3	3	3	3	-	-	0
Felony	F	12	42	42	12	12	-	30	0
Infraction	I	7,427	5,847	9,277	7,324	3,894	-	1,953	3,430
Misdemeanor	M	1,352	2,349	2,350	1,317	1,316	-	1,033	1
Show Cause	SC	11	24	24	10	10	-	14	0
Traffic Total		8,854	8,397	11,828	8,718	5,287	-	3,110	3,431

<u>Civil</u>		Filings	Hearings	Transactions	Concluded	Final Judgmt	Def Judgmt	Cont	Waived
Abstract	AJ	29	0	29	29	-	-	-	29
Admin License	AL	46	2	48	46	-	-	2	46
Counter Claim	CC	1	1	1	1	1	-	-	0
Detinue	DT	195	190	256	191	15	110	65	66
Garnishment	GA	1,426	11	1,437	1,426	-	-	11	1,426
Impoundment	IM	13	0	13	13	-	-	-	13
Interrogatory	IN	12	5	15	10	-	-	5	10
Overweight	OC	8	2	10	8	-	-	2	8
Other	OT	9	3	11	9	1	-	2	8
Protective Order	PO	49	4	54	50	-	-	4	50
Prelim Prot Order	PP	68	31	99	68	-	-	31	68
Show Cause	SC	7	3	9	6	-	-	3	6
Tenants Assertion	TA	1	2	2	1	1	-	1	0
Unlawful Detainer	UD	239	303	385	236	53	101	149	82
Warrant in Debt	WD	1,601	1,510	1,922	1,617	185	1,020	305	412
Civil Total		3,704	2,067	4,291	3,711	256	1,231	580	2,224

Accomack Totals		14,006	13,876	19,599	13,880	6,926	1,231	5,719	5,723
------------------------	--	---------------	---------------	---------------	---------------	--------------	--------------	--------------	--------------



CASELOAD STATISTICS OF THE GENERAL DISTRICT COURTS

January 2017 thru December 2017

Northampton

District: 32

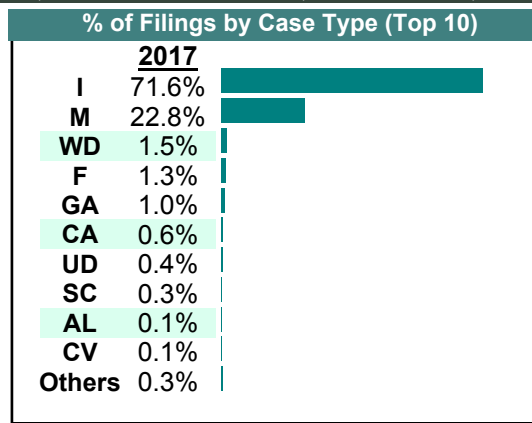
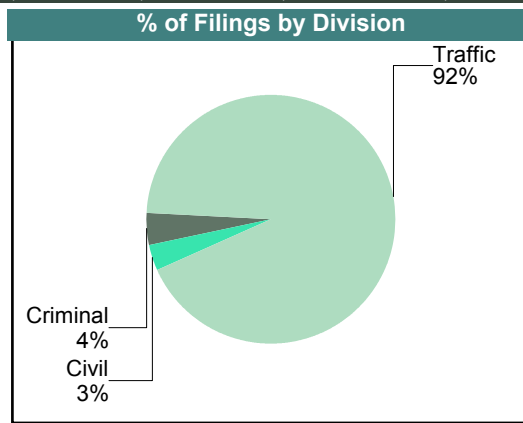
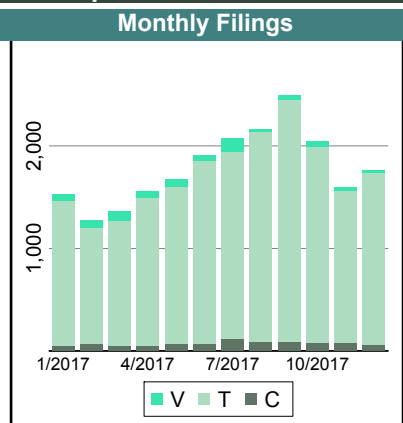
Court ID: 232131

<u>Criminal</u>		Filings	Hearings	Transactions	Concluded	Final Judgmt	Def Judgmt	Cont	Waived
Capias	CA	39	93	93	43	43	-	49	0
Civil Violation	CV	20	35	36	20	19	-	16	1
Felony	F	267	594	594	268	268	-	324	0
Misdemeanor	M	515	1,225	1,279	553	499	-	724	54
Show Cause	SC	50	110	110	49	49	-	61	0
Criminal Total		891	2,057	2,112	933	878	-	1,174	55

<u>Traffic</u>		Filings	Hearings	Transactions	Concluded	Final Judgmt	Def Judgmt	Cont	Waived
Capias	CA	77	203	203	91	91	-	111	0
Felony	F	8	19	19	7	7	-	12	0
Infraction	I	15,344	9,188	18,462	15,276	6,002	-	3,149	9,274
Misdemeanor	M	4,382	6,599	6,606	4,410	4,403	-	2,184	7
Show Cause	SC	11	25	25	10	10	-	15	0
Traffic Total		19,822	16,034	25,315	19,794	10,513	-	5,471	9,281

<u>Civil</u>		Filings	Hearings	Transactions	Concluded	Final Judgmt	Def Judgmt	Cont	Waived
Abstract	AJ	3	0	3	3	-	-	-	3
Admin License	AL	24	0	24	24	-	-	-	24
Capias	CA	2	0	2	2	-	-	-	2
Detinue	DT	9	12	13	9	4	4	4	1
Garnishment	GA	208	5	211	206	-	-	2	206
Impoundment	IM	13	0	13	13	-	-	-	13
Interrogatory	IN	3	2	4	2	-	-	1	2
Other	OT	6	0	6	6	-	-	-	6
Protective Order	PO	16	9	25	16	-	-	9	16
Prelim Prot Order	PP	20	13	33	20	-	-	12	20
Show Cause	SC	4	4	7	3	-	-	4	3
Unlawful Detainer	UD	94	96	146	89	20	19	52	50
Warrant in Debt	WD	324	309	417	329	33	188	79	108
Civil Total		726	450	904	722	57	211	163	454

Northampton Totals		21,439	18,541	28,331	21,449	11,448	211	6,808	9,790
---------------------------	--	---------------	---------------	---------------	---------------	---------------	------------	--------------	--------------



Filings by Court & Division

	<u>Accomack</u>		<u>Northampton</u>		<u>Total</u>
C Misdemeanor	903	64%	515	36%	1,418
Felony	376	58%	267	42%	643
Show Cause	75	60%	50	40%	125
Capias	56	59%	39	41%	95
Civil Violation	38	66%	20	34%	58
Total	1,448	62%	891	38%	2,339
T Infraction	7,427	33%	15,344	67%	22,771
Misdemeanor	1,352	24%	4,382	76%	5,734
Capias	49	39%	77	61%	126
Show Cause	11	50%	11	50%	22
Felony	12	60%	8	40%	20
Civil Violation	3	100%	-	0%	3
Total	8,854	31%	19,822	69%	28,676
V Warrant in Debt	1,601	83%	324	17%	1,925
Garnishment	1,426	87%	208	13%	1,634
Unlawful Detainer	239	72%	94	28%	333
Detinue	195	96%	9	4%	204
Prelim Prot Order	68	77%	20	23%	88
Admin License	46	66%	24	34%	70
Protective Order	49	75%	16	25%	65
Abstract	29	91%	3	9%	32
Impoundment	13	50%	13	50%	26
Interrogatory	12	80%	3	20%	15
Other	9	60%	6	40%	15
Show Cause	7	64%	4	36%	11
Overweight	8	100%	-	0%	8
Capias	-	0%	2	100%	2
Counter Claim	1	100%	-	0%	1
Tenants Assertion	1	100%	-	0%	1
Total	3,704	84%	726	16%	4,430
Total	14,006	40%	21,439	60%	35,445