

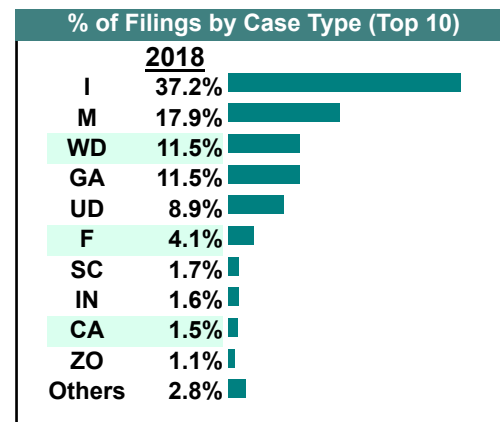
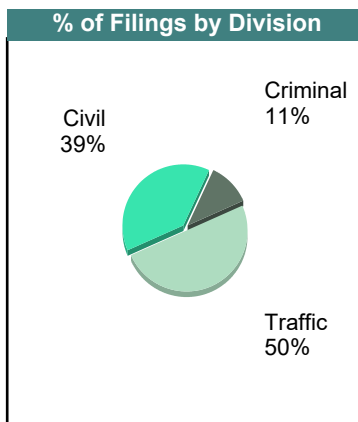
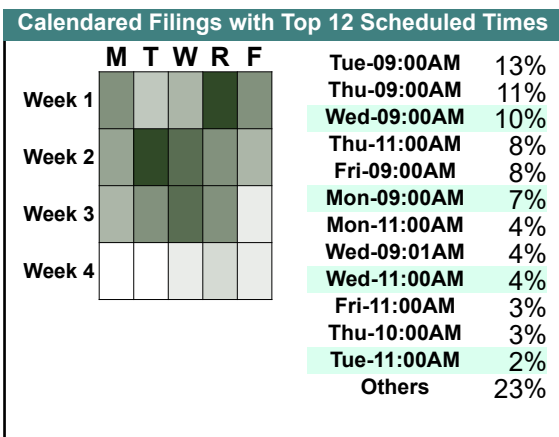
CASELOAD STATISTICS OF THE GENERAL DISTRICT COURTS

December 2018

Chesapeake

District: 1

		<u>Filings</u>	<u>Hearings</u>	<u>Transactions</u>	<u>Concluded</u>	<u>Cont</u>
<u>Criminal</u>						
Capias	CA	44	115	115	50	65
Civil Violation	CV	6	6	6	6	-
Felony	F	222	956	956	200	756
Misdemeanor	M	370	1,022	1,032	343	689
Show Cause	SC	8	17	17	10	7
Criminal Total		650	2,116	2,126	609	1,517
<u>Traffic</u>						
Capias	CA	42	168	168	77	91
Civil Violation	CV	7	31	31	9	22
Felony	F	16	69	69	19	49
Infraction	I	2,135	2,036	2,896	2,231	665
Misdemeanor	M	659	1,597	1,597	693	903
Motion	MO	2	2	2	2	-
Restricted O/L	RL	1	1	1	1	-
Show Cause	SC	12	26	26	16	10
Traffic Total		2,874	3,930	4,790	3,048	1,740
<u>Civil</u>						
Abstract	AJ	5	1	5	5	-
Admin License	AL	28	10	39	29	10
Bond Forfeiture	BF	12	11	19	11	7
Capias	CA	2	1	3	2	1
Counter Claim	CC	0	1	2	1	1
Detinue	DT	12	7	14	10	4
Garnishment	GA	658	143	777	634	141
Impoundment	IM	12	0	12	12	-
Interrogatory	IN	94	93	173	80	93
Motion for Judgment	MJ	17	20	24	18	6
Overweight	OC	16	4	21	17	4
Other	OT	9	3	10	8	2
Protective Order	PO	18	0	18	18	-
Prelim Prot Order	PP	16	2	18	16	-
Show Cause	SC	78	50	113	63	49
Tenants Assertion	TA	1	2	2	1	1
Third Party Claim	TH	1	1	1	0	1
Unlawful Detainer	UD	512	357	560	493	67
Warrant in Debt	WD	660	800	990	669	316
Zoning Viol	ZO	63	55	87	65	22
Civil Total		2,214	1,561	2,888	2,152	725
Chesapeake Totals		5,738	7,607	9,804	5,809	3,982



CASELOAD STATISTICS OF THE GENERAL DISTRICT COURTS

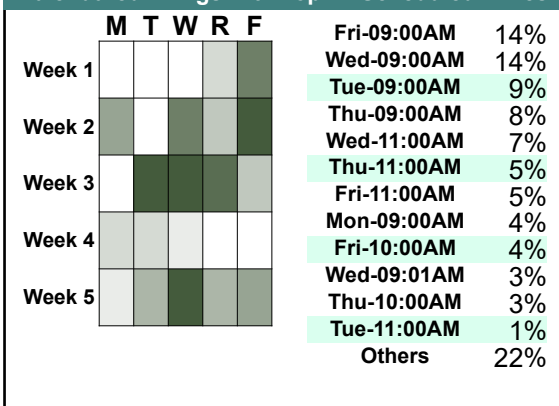
November 2018

Chesapeake

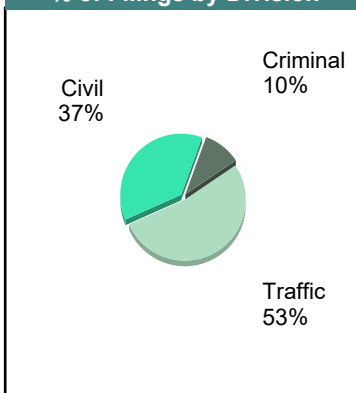
District: 1

		Filings	Hearings	Transactions	Concluded	Cont
<u>Criminal</u>						
Capias	CA	44	103	103	38	65
Felony	F	220	1,065	1,065	296	769
Misdemeanor	M	360	1,043	1,055	370	685
Show Cause	SC	14	21	21	13	8
Criminal Total		638	2,232	2,244	717	1,527
<u>Traffic</u>						
Capias	CA	55	195	195	73	122
Civil Violation	CV	9	33	33	9	24
Felony	F	22	66	66	9	57
Infraction	I	2,616	2,483	3,565	2,890	675
Misdemeanor	M	650	1,538	1,538	742	796
Motion	MO	1	1	1	1	-
Show Cause	SC	20	33	33	23	10
Traffic Total		3,373	4,349	5,431	3,747	1,684
<u>Civil</u>						
Abstract	AJ	10	0	10	10	-
Admin License	AL	32	14	44	30	13
Bond Forfeiture	BF	17	9	24	16	8
Capias	CA	3	0	3	3	-
Counter Claim	CC	1	3	5	2	3
Detinue	DT	2	5	6	2	4
Garnishment	GA	641	135	806	671	134
Impoundment	IM	4	0	4	4	-
Interrogatory	IN	101	76	174	98	76
Motion for Judgment	MJ	30	32	38	30	8
Overweight	OC	0	1	1	0	1
Other	OT	5	0	6	6	-
Protective Order	PO	20	1	20	19	-
Prelim Prot Order	PP	22	1	23	22	-
Show Cause	SC	69	23	107	84	23
Unlawful Detainer	UD	467	349	526	466	60
Warrant in Debt	WD	916	1,032	1,338	894	444
Zoning Viol	ZO	28	25	44	28	16
Civil Total		2,368	1,706	3,179	2,385	790
Chesapeake Totals		6,379	8,287	10,854	6,849	4,001

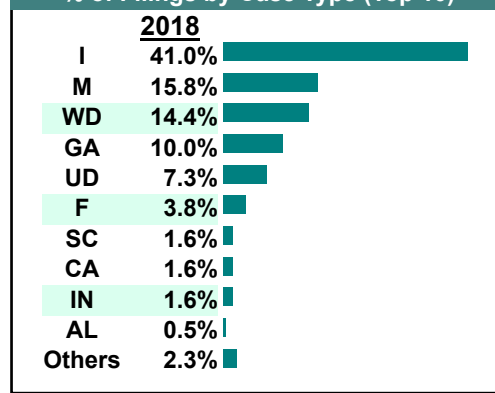
Calendared Filings with Top 12 Scheduled Times



% of Filings by Division



% of Filings by Case Type (Top 10)



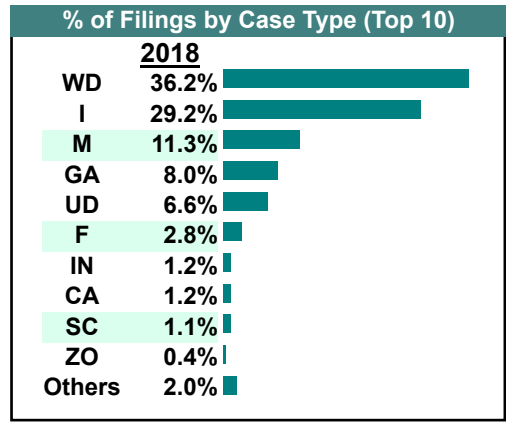
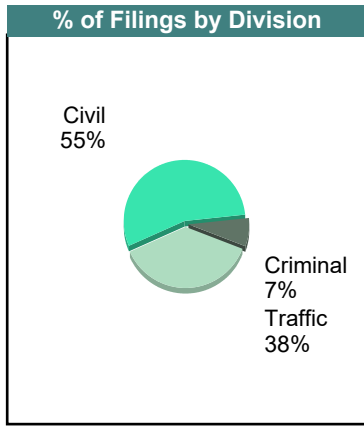
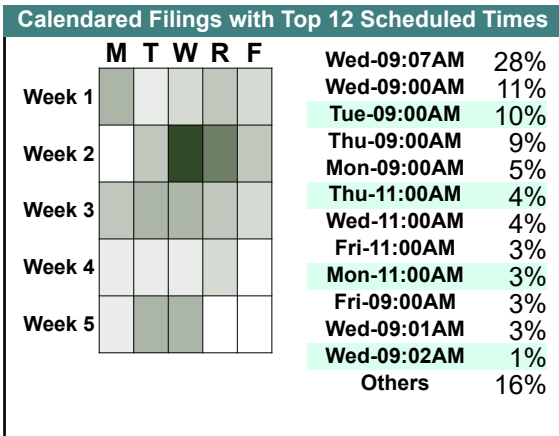
CASELOAD STATISTICS OF THE GENERAL DISTRICT COURTS

October 2018

Chesapeake

District: 1

		Filings	Hearings	Transactions	Concluded	Cont
<u>Criminal</u>						
Capias	CA	45	109	109	47	62
Civil Violation	CV	1	1	1	1	-
Felony	F	224	1,151	1,151	366	785
Misdemeanor	M	333	1,128	1,142	428	714
Show Cause	SC	14	25	25	15	10
Criminal Total		617	2,414	2,428	857	1,571
<u>Traffic</u>						
Capias	CA	51	184	184	59	125
Civil Violation	CV	10	38	38	5	33
Felony	F	10	66	66	18	47
Infraction	I	2,424	2,172	3,160	2,424	736
Misdemeanor	M	606	1,554	1,554	642	912
Motion	MO	2	2	2	2	-
Restricted O/L	RL	1	1	1	1	-
Show Cause	SC	15	31	31	12	19
Traffic Total		3,119	4,048	5,036	3,163	1,872
<u>Civil</u>						
Abstract	AJ	8	1	8	8	-
Admin License	AL	33	10	42	32	10
Bond Forfeiture	BF	11	10	21	14	7
Capias	CA	0	1	1	0	1
Counter Claim	CC	5	7	9	2	7
Detinue	DT	15	8	20	18	2
Garnishment	GA	665	155	975	820	155
Impoundment	IM	19	0	19	19	-
Interrogatory	IN	98	87	172	85	87
Motion for Judgment	MJ	12	20	22	17	5
Other	OT	10	0	10	10	-
Protective Order	PO	21	0	21	21	-
Prelim Prot Order	PP	18	3	20	17	2
Show Cause	SC	59	41	92	52	40
Tenants Assertion	TA	2	1	2	2	-
Third Party Claim	TH	0	1	2	1	1
Unlawful Detainer	UD	545	440	662	602	60
Warrant in Debt	WD	3,008	2,525	3,495	3,105	388
Zoning Viol	ZO	36	32	61	41	20
Civil Total		4,565	3,342	5,654	4,866	785
Chesapeake Totals		8,301	9,804	13,118	8,886	4,228



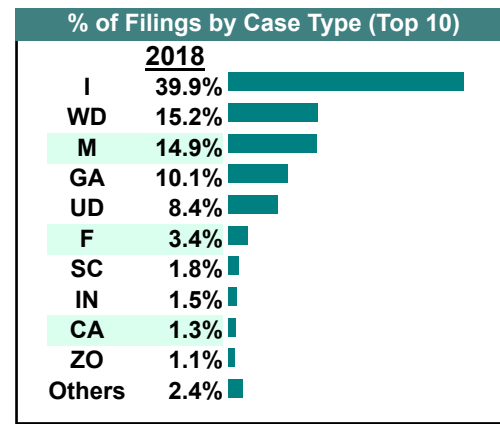
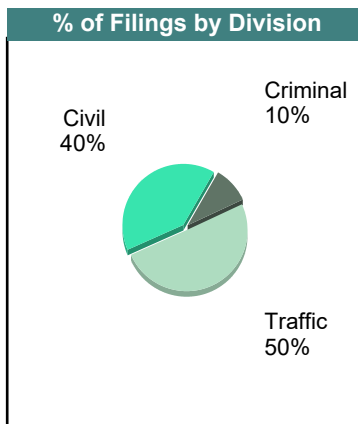
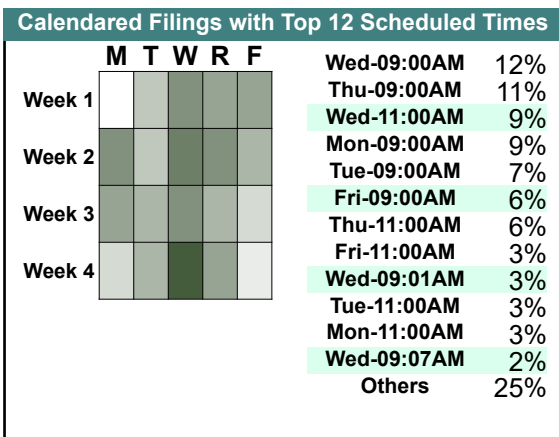
CASELOAD STATISTICS OF THE GENERAL DISTRICT COURTS

September 2018

Chesapeake

District: 1

		Filings	Hearings	Transactions	Concluded	Cont
<u>Criminal</u>						
Capias	CA	38	94	94	41	53
Civil Violation	CV	1	1	1	1	-
Felony	F	199	1,087	1,087	225	862
Misdemeanor	M	368	1,021	1,043	338	704
Show Cause	SC	12	18	18	15	3
Criminal Total		618	2,221	2,243	620	1,622
<u>Traffic</u>						
Capias	CA	43	164	164	59	105
Civil Violation	CV	7	26	26	5	21
Felony	F	15	61	61	16	45
Infraction	I	2,528	2,350	3,422	2,439	983
Misdemeanor	M	579	1,462	1,463	574	889
Other	O	5	5	5	5	-
Show Cause	SC	10	30	30	14	16
Traffic Total		3,187	4,098	5,171	3,112	2,059
<u>Civil</u>						
Abstract	AJ	5	0	5	5	-
Admin License	AL	27	9	36	27	9
Bond Forfeiture	BF	10	8	16	9	7
Capias	CA	2	0	2	2	-
Counter Claim	CC	1	2	2	0	2
Detinue	DT	11	6	16	11	5
Garnishment	GA	642	307	778	471	307
Impoundment	IM	3	0	3	3	-
Interrogatory	IN	93	82	196	114	82
Motion for Judgment	MJ	18	23	30	20	9
Overweight	OC	21	6	28	22	6
Other	OT	8	1	8	8	-
Protective Order	PO	13	3	17	14	3
Prelim Prot Order	PP	20	2	22	20	-
Show Cause	SC	92	43	133	91	42
Tenants Assertion	TA	1	1	3	2	1
Unlawful Detainer	UD	535	447	618	482	136
Warrant in Debt	WD	961	1,090	1,350	793	554
Zoning Viol	ZO	70	53	90	63	27
Civil Total		2,533	2,083	3,353	2,157	1,190
Chesapeake Totals		6,338	8,402	10,767	5,889	4,871



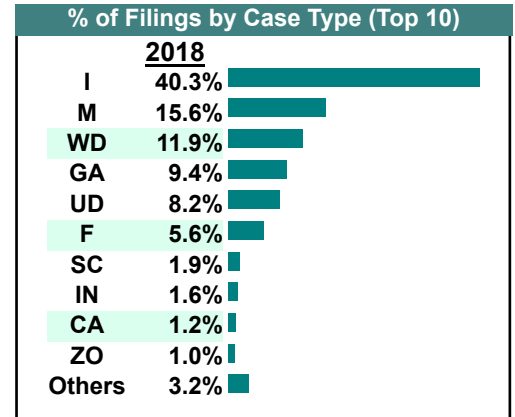
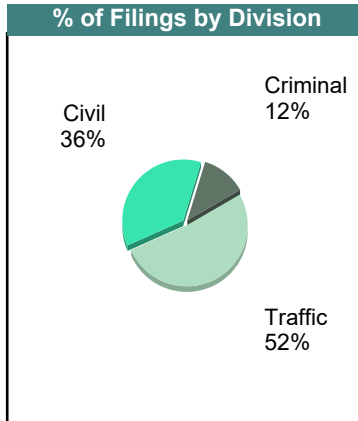
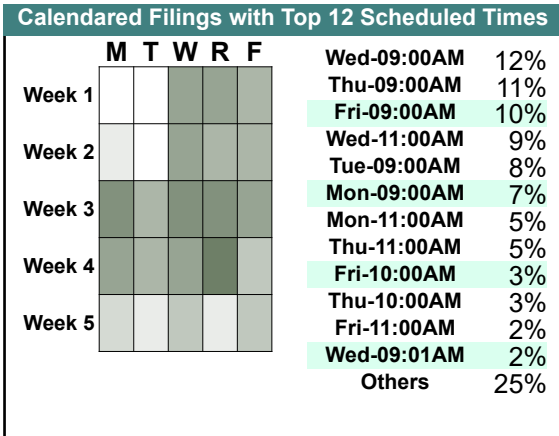
CASELOAD STATISTICS OF THE GENERAL DISTRICT COURTS

August 2018

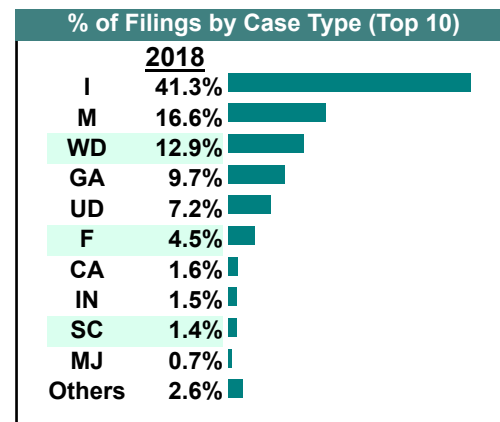
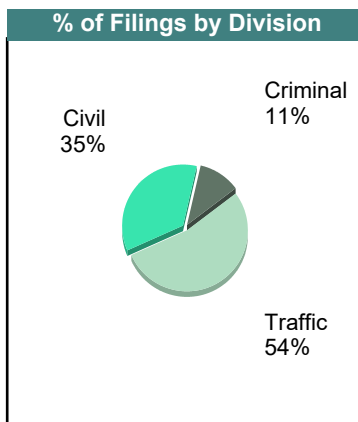
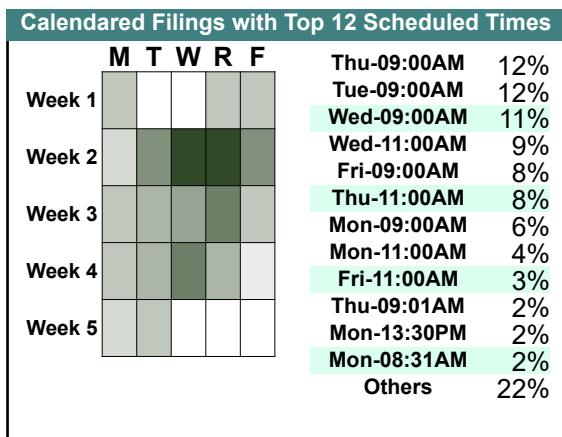
Chesapeake

District: 1

		Filings	Hearings	Transactions	Concluded	Cont
<u>Criminal</u>						
Capias	CA	40	122	122	55	67
Felony	F	367	1,302	1,302	327	975
Misdemeanor	M	373	1,221	1,235	411	824
Motion	MO	1	1	1	1	-
Show Cause	SC	17	32	32	18	14
Criminal Total		798	2,678	2,692	812	1,880
<u>Traffic</u>						
Capias	CA	39	194	194	78	116
Civil Violation	CV	8	33	33	12	21
Felony	F	11	54	54	12	42
Infraction	I	2,697	2,372	3,465	2,516	949
Misdemeanor	M	675	1,503	1,503	627	876
Motion	MO	1	1	1	1	-
Other	O	3	3	3	3	-
Show Cause	SC	26	38	38	24	14
Traffic Total		3,460	4,198	5,291	3,273	2,018
<u>Civil</u>						
Abstract	AJ	7	0	7	7	-
Admin License	AL	31	7	38	31	7
Bond Forfeiture	BF	14	7	20	14	6
Capias	CA	2	1	2	1	1
Counter Claim	CC	1	1	1	0	1
Detinue	DT	19	18	28	19	9
Garnishment	GA	631	212	819	607	212
Impoundment	IM	10	0	10	10	-
Interrogatory	IN	106	82	196	114	82
Motion for Judgment	MJ	67	67	82	70	12
Overweight	OC	1	1	1	0	1
Other	OT	9	1	9	9	-
Protective Order	PO	22	0	22	22	-
Prelim Prot Order	PP	21	2	23	21	-
Show Cause	SC	83	37	121	84	37
Tenants Assertion	TA	2	2	4	2	2
Third Party Claim	TH	0	1	1	0	1
Unlawful Detainer	UD	549	406	601	525	76
Warrant in Debt	WD	795	904	1,160	846	314
Zoning Viol	ZO	70	53	84	62	22
Civil Total		2,440	1,802	3,229	2,444	783
Chesapeake Totals		6,698	8,678	11,212	6,529	4,681



		Filings	Hearings	Transactions	Concluded	Cont
<u>Criminal</u>						
Capias	CA	50	128	128	52	76
Civil Violation	CV	2	2	2	2	-
Felony	F	306	1,152	1,152	227	925
Misdemeanor	M	418	1,140	1,155	405	750
Motion	MO	2	2	2	2	-
Show Cause	SC	10	24	24	13	11
Criminal Total		788	2,448	2,463	701	1,762
<u>Traffic</u>						
Capias	CA	61	215	215	55	160
Civil Violation	CV	8	38	39	10	29
Felony	F	16	78	78	23	55
Infraction	I	2,972	2,335	3,547	2,786	761
Misdemeanor	M	777	1,679	1,679	741	938
Motion	MO	3	3	3	3	-
Other	O	4	4	4	4	-
Show Cause	SC	19	27	27	17	10
Traffic Total		3,860	4,379	5,592	3,639	1,953
<u>Civil</u>						
Abstract	AJ	3	0	3	3	-
Admin License	AL	24	1	25	24	1
Bond Forfeiture	BF	18	8	23	16	7
Capias	CA	2	0	3	3	-
Counter Claim	CC	1	3	4	1	3
Detinue	DT	11	14	15	8	7
Garnishment	GA	698	124	817	693	124
Impoundment	IM	6	0	6	6	-
Interrogatory	IN	110	87	194	107	87
Motion for Judgment	MJ	49	52	58	53	5
Other	OT	9	0	9	9	-
Protective Order	PO	24	2	26	24	2
Prelim Prot Order	PP	25	1	26	25	1
Show Cause	SC	75	30	109	79	30
Tenants Assertion	TA	2	3	4	2	2
Third Party Claim	TH	0	1	1	0	1
Unlawful Detainer	UD	517	376	575	516	59
Warrant in Debt	WD	928	1,091	1,388	979	409
Zoning Viol	ZO	42	34	66	52	14
Civil Total		2,544	1,827	3,352	2,600	752
Chesapeake Totals		7,192	8,654	11,407	6,940	4,467



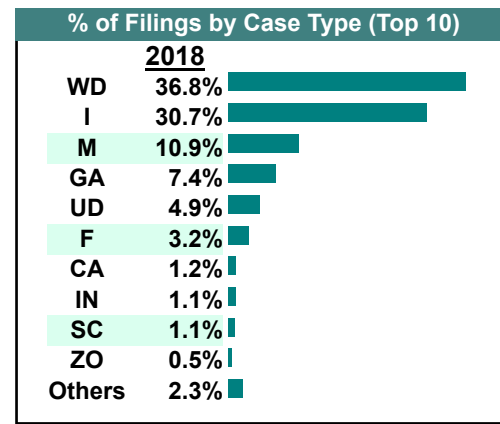
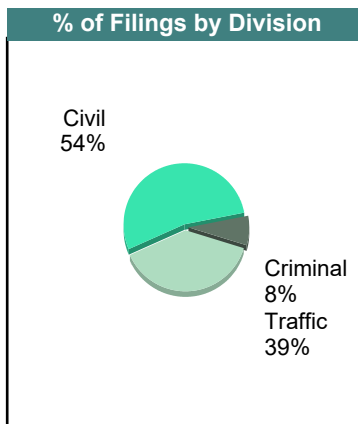
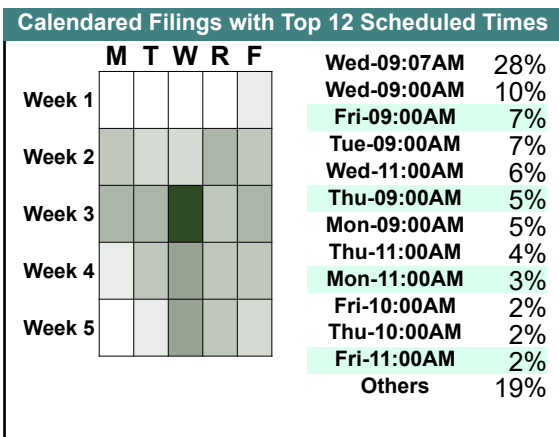
CASELOAD STATISTICS OF THE GENERAL DISTRICT COURTS

June 2018

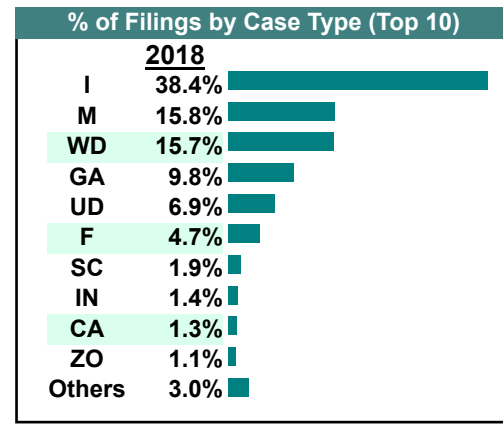
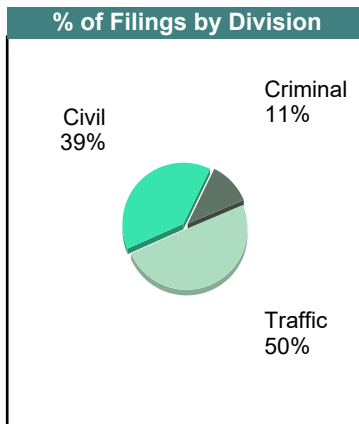
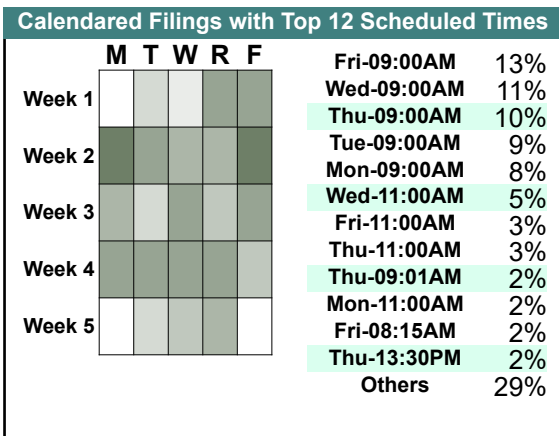
Chesapeake

District: 1

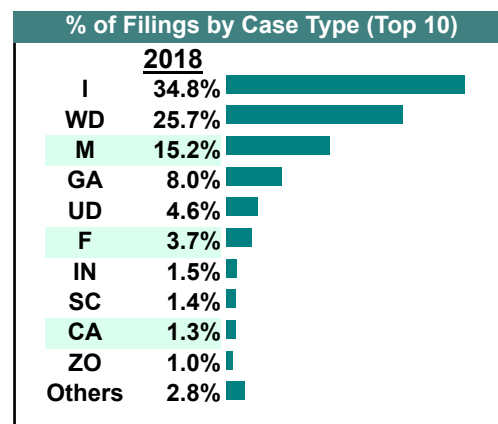
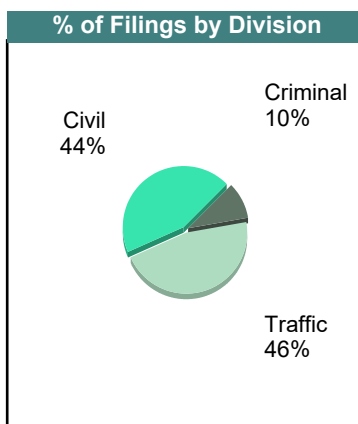
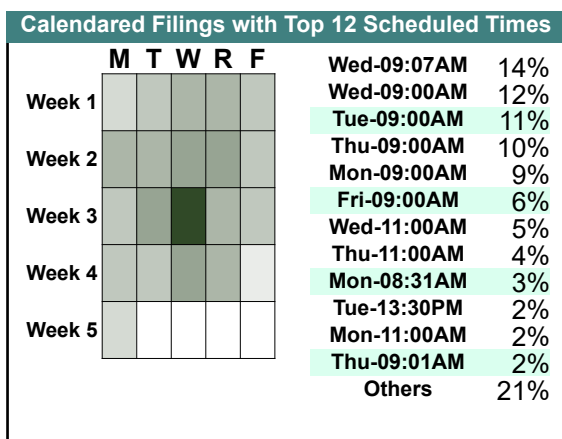
		<u>Filings</u>	<u>Hearings</u>	<u>Transactions</u>	<u>Concluded</u>	<u>Cont</u>
<u>Criminal</u>						
Capias	CA	55	130	130	54	76
Felony	F	260	1,032	1,032	244	788
Misdemeanor	M	357	1,136	1,145	370	775
Show Cause	SC	6	22	22	11	11
Criminal Total		678	2,320	2,329	679	1,650
<u>Traffic</u>						
Capias	CA	51	176	176	55	121
Civil Violation	CV	10	41	41	10	31
Felony	F	17	78	78	20	58
Infraction	I	2,654	2,055	3,297	2,726	571
Misdemeanor	M	591	1,496	1,497	676	821
Motion	MO	4	4	4	4	-
Other	O	3	5	5	5	-
Show Cause	SC	15	29	29	14	15
Traffic Total		3,345	3,884	5,127	3,510	1,617
<u>Civil</u>						
Abstract	AJ	3	0	3	3	-
Admin License	AL	29	1	29	28	-
Bond Forfeiture	BF	16	7	22	15	7
Capias	CA	0	1	3	2	1
Counter Claim	CC	0	1	1	0	1
Detinue	DT	20	18	28	19	9
Garnishment	GA	637	115	748	633	115
Impoundment	IM	6	0	6	6	-
Interrogatory	IN	94	91	180	89	91
Motion for Judgment	MJ	23	22	25	3	22
Overweight	OC	24	6	25	19	6
Other	OT	5	1	7	7	-
Protective Order	PO	29	1	29	29	-
Prelim Prot Order	PP	26	1	26	26	-
Show Cause	SC	70	39	104	65	39
Tenants Assertion	TA	2	1	2	1	1
Unlawful Detainer	UD	422	325	484	420	64
Warrant in Debt	WD	3,184	2,020	3,505	3,059	446
Zoning Viol	ZO	46	44	73	49	24
Civil Total		4,636	2,694	5,300	4,473	826
Chesapeake Totals		8,659	8,898	12,756	8,662	4,093



		Filings	Hearings	Transactions	Concluded	Cont
<u>Criminal</u>						
Capias	CA	37	100	100	29	71
Civil Violation	CV	3	3	4	4	-
Felony	F	269	1,194	1,194	328	866
Misdemeanor	M	370	1,170	1,180	467	713
Show Cause	SC	23	34	34	18	16
Criminal Total		702	2,501	2,512	846	1,666
<u>Traffic</u>						
Capias	CA	45	188	188	67	121
Civil Violation	CV	12	36	36	7	29
Felony	F	20	92	92	21	71
Infraction	I	2,383	1,961	3,071	2,455	616
Misdemeanor	M	612	1,558	1,558	631	927
Motion	MO	3	3	3	3	-
Other	O	4	4	4	2	2
Show Cause	SC	12	22	22	15	7
Traffic Total		3,091	3,864	4,974	3,201	1,773
<u>Civil</u>						
Abstract	AJ	8	0	8	8	-
Admin License	AL	43	11	56	45	11
Bond Forfeiture	BF	25	12	38	32	6
Capias	CA	0	1	1	0	1
Counter Claim	CC	1	2	5	3	2
Detinue	DT	6	4	9	6	3
Garnishment	GA	605	121	753	632	121
Impoundment	IM	12	0	12	12	-
Interrogatory	IN	89	81	194	113	81
Motion for Judgment	MJ	8	13	20	16	4
Other	OT	11	2	12	11	1
Protective Order	PO	20	1	21	21	-
Prelim Prot Order	PP	31	1	31	31	-
Show Cause	SC	85	31	122	91	31
Tenants Assertion	TA	1	2	2	1	1
Third Party Claim	TH	0	0	2	2	-
Unlawful Detainer	UD	426	321	473	436	37
Warrant in Debt	WD	972	1,077	1,377	981	396
Zoning Viol	ZO	67	60	92	62	30
Civil Total		2,410	1,740	3,228	2,503	725
Chesapeake Totals		6,203	8,105	10,714	6,550	4,164



		Filings	Hearings	Transactions	Concluded	Cont
<u>Criminal</u>						
Capias	CA	39	98	98	25	73
Civil Violation	CV	3	5	5	2	3
Felony	F	250	1,213	1,213	263	950
Misdemeanor	M	397	1,192	1,198	356	842
Show Cause	SC	15	23	23	13	10
Criminal Total		704	2,531	2,537	659	1,878
<u>Traffic</u>						
Capias	CA	59	177	177	48	129
Civil Violation	CV	13	36	36	10	26
Felony	F	23	61	61	5	56
Infraction	I	2,557	2,079	3,172	2,525	647
Misdemeanor	M	717	1,661	1,661	716	945
Motion	MO	5	5	5	5	-
Other	O	2	2	2	2	-
Show Cause	SC	14	26	26	13	13
Traffic Total		3,390	4,047	5,140	3,324	1,816
<u>Civil</u>						
Abstract	AJ	7	0	7	7	-
Admin License	AL	42	17	57	40	17
Bond Forfeiture	BF	16	13	26	13	13
Capias	CA	0	2	5	3	2
Counter Claim	CC	2	7	9	2	7
Detinue	DT	26	21	35	29	6
Garnishment	GA	590	131	734	603	131
Impoundment	IM	2	0	2	2	-
Interrogatory	IN	113	105	213	108	105
Motion for Judgment	MJ	20	36	57	51	6
Overweight	OC	0	0	1	1	-
Other	OT	7	2	8	7	1
Protective Order	PO	28	0	28	28	-
Prelim Prot Order	PP	27	0	27	27	-
Show Cause	SC	72	42	111	69	42
Tenants Assertion	TA	0	2	2	1	1
Third Party Claim	TH	3	3	3	0	3
Unlawful Detainer	UD	335	233	365	331	34
Warrant in Debt	WD	1,889	1,495	2,236	1,843	392
Zoning Viol	ZO	74	60	112	85	27
Civil Total		3,253	2,169	4,038	3,250	787
Chesapeake Totals		7,347	8,747	11,715	7,233	4,481



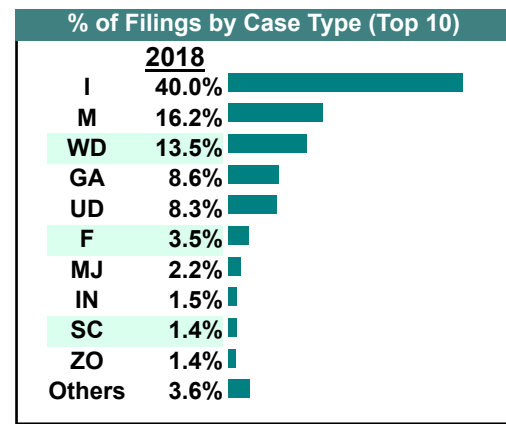
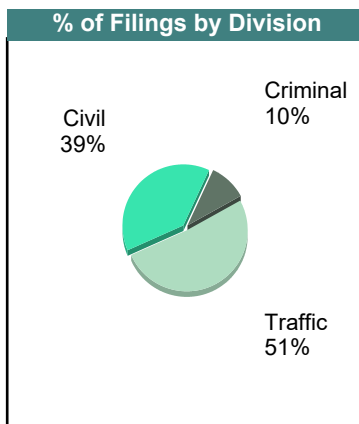
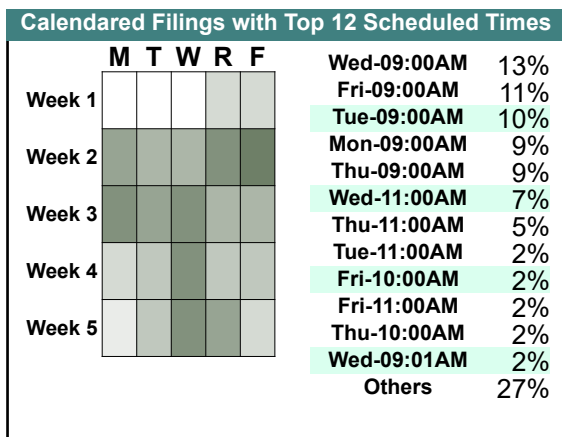
CASELOAD STATISTICS OF THE GENERAL DISTRICT COURTS

March 2018

Chesapeake

District: 1

		Filings	Hearings	Transactions	Concluded	Cont
<u>Criminal</u>						
Capias	CA	46	119	119	60	59
Civil Violation	CV	1	1	1	1	-
Felony	F	237	1,111	1,112	333	779
Misdemeanor	M	431	1,302	1,307	461	846
Show Cause	SC	16	30	30	20	10
Criminal Total		731	2,563	2,569	875	1,694
<u>Traffic</u>						
Capias	CA	42	162	162	50	112
Civil Violation	CV	8	38	38	15	23
Felony	F	15	88	88	24	64
Infraction	I	2,870	2,431	3,697	2,995	702
Misdemeanor	M	732	1,804	1,804	813	991
Motion	MO	4	4	4	4	-
Other	O	1	1	1	1	-
Show Cause	SC	14	31	31	22	9
Traffic Total		3,686	4,559	5,825	3,924	1,901
<u>Civil</u>						
Abstract	AJ	9	0	9	9	-
Admin License	AL	32	8	40	32	8
Bond Forfeiture	BF	16	9	22	13	9
Capias	CA	1	1	2	1	1
Counter Claim	CC	2	5	7	2	5
Detinue	DT	19	16	21	15	6
Garnishment	GA	618	138	746	608	138
Impoundment	IM	10	0	10	10	-
Interrogatory	IN	105	97	193	96	97
Motion for Judgment	MJ	156	93	205	163	42
Overweight	OC	11	1	17	16	1
Other	OT	7	0	8	8	-
Protective Order	PO	24	0	24	24	-
Prelim Prot Order	PP	25	0	25	25	-
Show Cause	SC	72	32	90	58	32
Tenants Assertion	TA	0	0	1	1	-
Third Party Claim	TH	0	1	1	0	1
Unlawful Detainer	UD	594	331	646	606	40
Warrant in Debt	WD	968	1,174	1,578	1,214	364
Zoning Viol	ZO	97	73	115	81	34
Civil Total		2,766	1,979	3,760	2,982	778
Chesapeake Totals		7,183	9,101	12,154	7,781	4,373



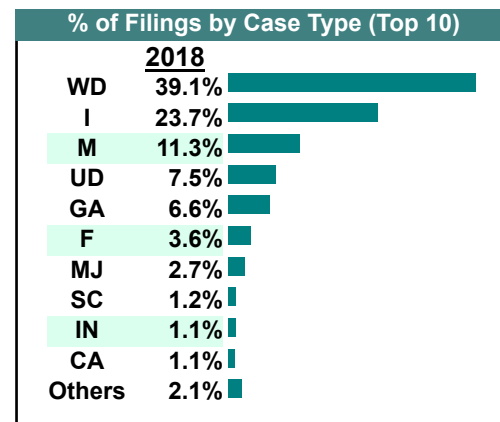
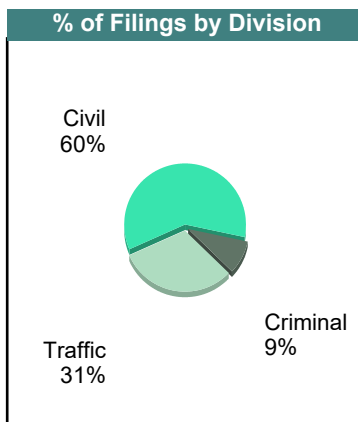
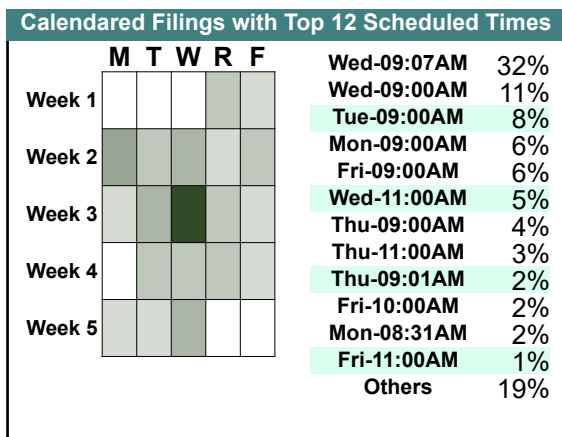
CASELOAD STATISTICS OF THE GENERAL DISTRICT COURTS

February 2018

Chesapeake

District: 1

		<u>Filings</u>	<u>Hearings</u>	<u>Transactions</u>	<u>Concluded</u>	<u>Cont</u>
<u>Criminal</u>						
Capias	CA	46	129	129	44	85
Civil Violation	CV	1	2	2	2	-
Felony	F	255	1,251	1,251	266	985
Misdemeanor	M	376	1,168	1,177	359	818
Show Cause	SC	11	25	25	13	12
Criminal Total		689	2,575	2,584	684	1,900
<u>Traffic</u>						
Capias	CA	34	165	165	45	120
Civil Violation	CV	6	34	34	13	21
Felony	F	23	70	70	14	56
Infraction	I	1,832	1,705	2,543	2,017	526
Misdemeanor	M	501	1,332	1,333	517	816
Motion	MO	2	2	2	2	-
Other	O	2	2	2	2	-
Show Cause	SC	11	19	19	13	6
Traffic Total		2,411	3,329	4,168	2,623	1,545
<u>Civil</u>						
Abstract	AJ	12	0	13	13	-
Admin License	AL	40	14	55	41	14
Bond Forfeiture	BF	14	9	24	18	6
Capias	CA	4	5	9	4	5
Counter Claim	CC	2	3	4	1	3
Detinue	DT	12	13	19	16	3
Garnishment	GA	514	133	792	659	133
Impoundment	IM	9	0	9	9	-
Interrogatory	IN	86	86	189	103	86
Motion for Judgment	MJ	208	214	320	276	44
Overweight	OC	0	1	1	0	1
Other	OT	7	1	10	9	1
Protective Order	PO	15	2	15	13	2
Prelim Prot Order	PP	16	0	17	17	-
Petition-Restore Arms	PR	0	0	1	1	-
Show Cause	SC	69	39	117	78	39
Tenants Assertion	TA	1	4	4	1	3
Unlawful Detainer	UD	577	494	829	769	60
Warrant in Debt	WD	3,029	2,379	3,641	3,132	509
Zoning Viol	ZO	26	43	64	45	19
Civil Total		4,641	3,440	6,133	5,205	928
Chesapeake Totals		7,741	9,344	12,885	8,512	4,373



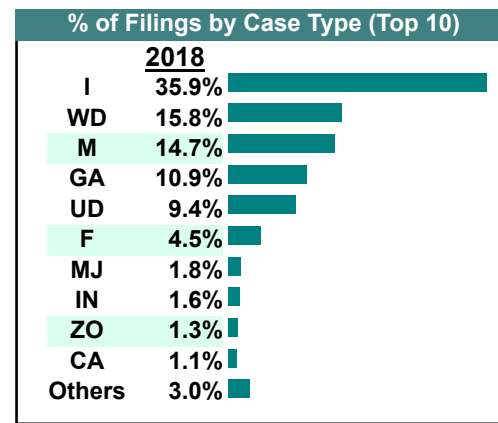
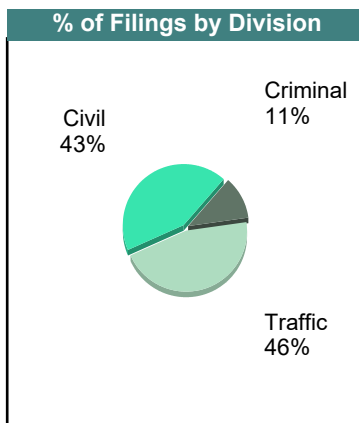
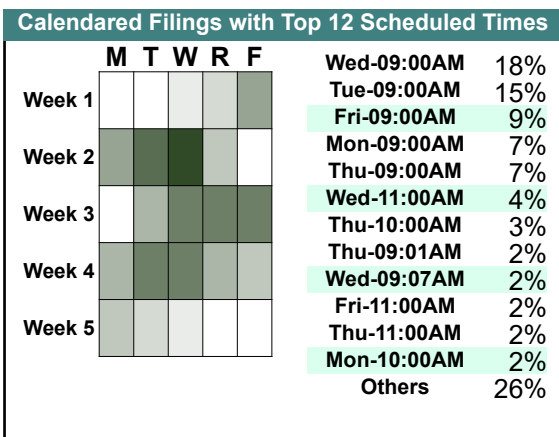
CASELOAD STATISTICS OF THE GENERAL DISTRICT COURTS

January 2018

Chesapeake

District: 1

		Filings	Hearings	Transactions	Concluded	Cont
<u>Criminal</u>						
Capias	CA	30	93	93	33	60
Felony	F	287	1,182	1,182	192	990
Misdemeanor	M	412	1,245	1,251	340	911
Show Cause	SC	11	30	30	12	18
Criminal Total		740	2,550	2,556	577	1,979
<u>Traffic</u>						
Capias	CA	45	169	169	54	115
Civil Violation	CV	1	31	31	6	25
Felony	F	10	56	56	12	44
Infraction	I	2,375	2,187	3,109	2,137	972
Misdemeanor	M	562	1,524	1,524	461	1,063
Other	O	10	7	10	10	-
Show Cause	SC	21	38	38	12	26
Traffic Total		3,024	4,012	4,937	2,692	2,245
<u>Civil</u>						
Abstract	AJ	5	1	5	4	1
Admin License	AL	27	13	40	27	13
Bond Forfeiture	BF	14	16	24	11	13
Capias	CA	1	2	3	1	2
Counter Claim	CC	0	2	3	1	2
Detinue	DT	16	15	19	14	5
Garnishment	GA	721	331	879	548	331
Impoundment	IM	9	0	9	9	-
Interrogatory	IN	105	128	219	91	128
Motion for Judgment	MJ	117	149	181	92	89
Overweight	OC	1	2	4	2	2
Other	OT	13	5	13	9	4
Protective Order	PO	15	1	15	14	1
Prelim Prot Order	PP	11	0	11	11	-
Show Cause	SC	43	41	98	57	41
Tenants Assertion	TA	1	3	3	0	3
Unlawful Detainer	UD	624	537	714	422	292
Warrant in Debt	WD	1,045	1,242	1,521	944	577
Zoning Viol	ZO	88	67	116	81	35
Civil Total		2,856	2,555	3,877	2,338	1,539
Chesapeake Totals		6,620	9,117	11,370	5,607	5,763



Filings by Court & Division

<u>Chesapeake</u>			
C	Misdemeanor	4,565	5.4%
	Felony	3,096	3.7%
	Capias	514	0.6%
	Show Cause	157	0.2%
	Civil Violation	18	0.0%
	Motion	3	0.0%
	Total	8,353	10%
T	Infraction	30,043	35.6%
	Misdemeanor	7,661	9.1%
	Capias	567	0.7%
	Felony	198	0.2%
	Show Cause	189	0.2%
	Civil Violation	99	0.1%
	Other	34	0.0%
	Motion	27	0.0%
	Restricted O/L	2	0.0%
	Total	38,820	46%
V	Warrant in Debt	18,355	21.7%
	Garnishment	7,620	9.0%
	Unlawful Detainer	6,103	7.2%
	Interrogatory	1,194	1.4%
	Show Cause	867	1.0%
	Motion for Judgment	725	0.9%
	Zoning Viol	707	0.8%
	Admin License	388	0.5%
	Prelim Prot Order	258	0.3%
	Protective Order	249	0.3%
	Bond Forfeiture	183	0.2%
	Detinue	169	0.2%
	Impoundment	102	0.1%
	Other	100	0.1%
	Abstract	82	0.1%
	Overweight	74	0.1%
	Capias	17	0.0%
	Counter Claim	16	0.0%
	Tenants Assertion	13	0.0%
	Third Party Claim	4	0.0%
Petition-Restore Arms	-	0.0%	
Total	37,226	44%	
Total		84,399	100%

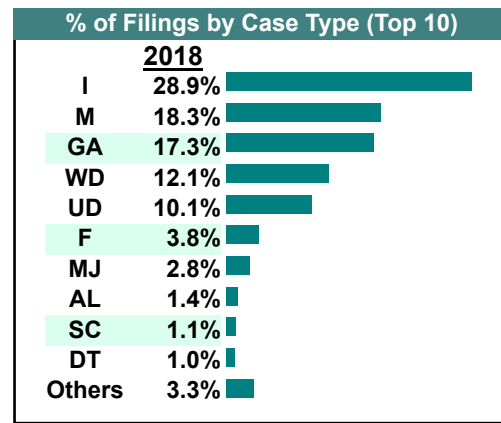
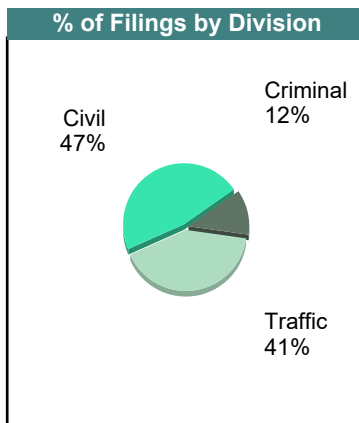
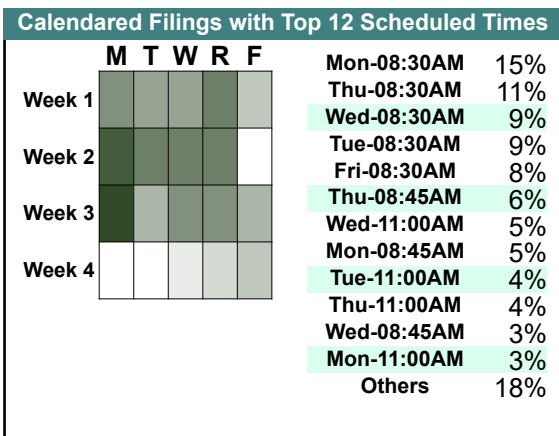
CASELOAD STATISTICS OF THE GENERAL DISTRICT COURTS

December 2018

Virginia Beach

District: 2

		<u>Filings</u>	<u>Hearings</u>	<u>Transactions</u>	<u>Concluded</u>	<u>Cont</u>
<u>Criminal</u>						
Capias	CA	43	112	112	39	73
Civil Violation	CV	17	28	28	20	8
Felony	F	393	1,329	1,474	328	1,146
Misdemeanor	M	779	1,722	1,769	766	1,003
Show Cause	SC	12	25	25	15	10
Criminal Total		1,244	3,216	3,408	1,168	2,240
<u>Traffic</u>						
Capias	CA	49	103	103	54	49
Civil Violation	CV	35	120	120	38	82
Infraction	I	3,001	2,720	3,945	3,116	827
Misdemeanor	M	1,120	2,781	2,783	1,339	1,444
Other	O	22	24	24	22	2
Show Cause	SC	56	83	83	48	35
Traffic Total		4,283	5,831	7,058	4,617	2,439
<u>Civil</u>						
Abstract	AJ	48	0	48	48	-
Admin License	AL	144	0	144	144	-
Bond Forfeiture	BF	16	16	26	18	8
Capias	CA	4	1	4	3	1
Counter Claim	CC	8	11	12	7	5
Detinue	DT	100	96	121	89	32
Garnishment	GA	1,803	351	2,060	1,709	344
Impoundment	IM	11	0	11	11	-
Interrogatory	IN	36	36	82	46	35
Motion for Judgment	MJ	286	263	406	330	76
Other	OT	3	1	3	2	-
Protective Order	PO	25	12	38	26	12
Prelim Prot Order	PP	20	0	20	20	-
Show Cause	SC	48	29	84	61	23
Tenants Assertion	TA	5	6	9	4	5
Third Party Claim	TH	1	0	1	1	-
Unlawful Detainer	UD	1,054	735	1,162	1,049	113
Warrant in Debt	WD	1,260	1,445	1,849	1,256	590
Civil Total		4,872	3,002	6,080	4,824	1,244
Virginia Beach Totals		10,399	12,049	16,546	10,609	5,923



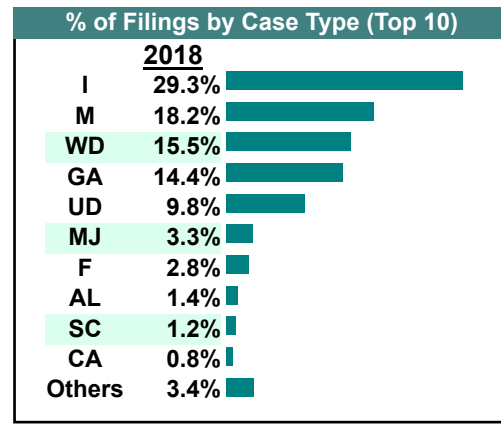
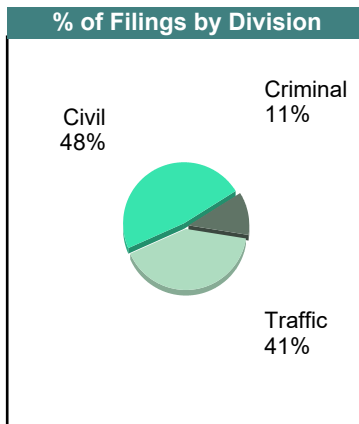
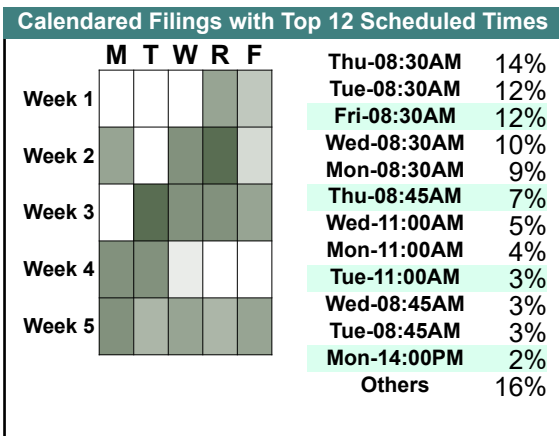
CASELOAD STATISTICS OF THE GENERAL DISTRICT COURTS

November 2018

Virginia Beach

District: 2

		Filings	Hearings	Transactions	Concluded	Cont
<u>Criminal</u>						
Capias	CA	46	145	145	53	92
Civil Violation	CV	4	10	10	2	8
Felony	F	302	1,262	1,418	336	1,082
Misdemeanor	M	856	1,967	2,020	880	1,140
Show Cause	SC	21	42	42	26	16
Criminal Total		1,229	3,426	3,635	1,297	2,338
<u>Traffic</u>						
Capias	CA	36	97	97	46	51
Civil Violation	CV	35	111	111	35	76
Infraction	I	3,168	3,056	4,302	3,381	920
Misdemeanor	M	1,119	2,845	2,845	1,334	1,509
Other	O	27	21	29	28	1
Show Cause	SC	45	103	103	61	42
Traffic Total		4,430	6,233	7,487	4,885	2,599
<u>Civil</u>						
Abstract	AJ	61	0	62	62	-
Admin License	AL	149	0	149	149	-
Bond Forfeiture	BF	21	25	34	16	18
Capias	CA	5	0	7	7	-
Counter Claim	CC	8	11	11	1	10
Custody Relief	CR	1	0	1	1	-
Detinue	DT	83	66	90	67	23
Garnishment	GA	1,561	261	1,844	1,583	261
Impoundment	IM	13	0	13	13	-
Interrogatory	IN	47	53	110	57	53
Motion for Judgment	MJ	354	316	457	318	139
Overweight	OC	2	5	9	4	5
Other	OT	4	2	7	5	-
Protective Order	PO	29	24	58	34	24
Prelim Prot Order	PP	26	0	26	26	-
Petition-Restore Arms	PR	0	0	1	1	-
Show Cause	SC	65	45	105	65	40
Tenants Assertion	TA	2	2	3	2	1
Third Party Claim	TH	0	1	1	0	1
Unlawful Detainer	UD	1,058	791	1,202	1,064	138
Warrant in Debt	WD	1,676	1,934	2,501	1,669	831
Civil Total		5,165	3,536	6,691	5,144	1,544
Virginia Beach Totals		10,824	13,195	17,813	11,326	6,481



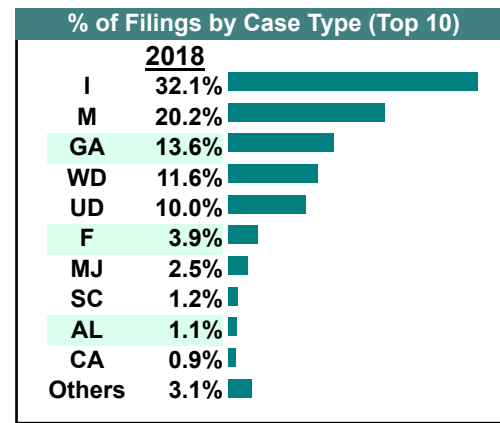
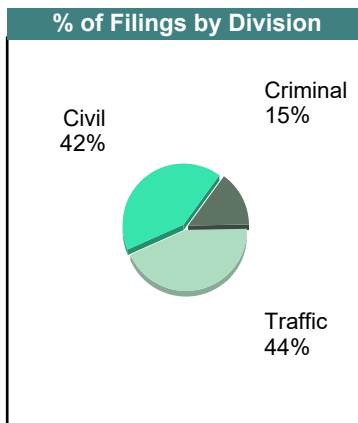
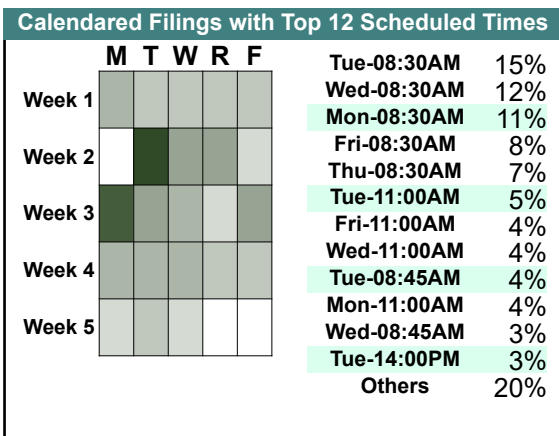
CASELOAD STATISTICS OF THE GENERAL DISTRICT COURTS

October 2018

Virginia Beach

District: 2

		Filings	Hearings	Transactions	Concluded	Cont
<u>Criminal</u>						
Capias	CA	64	143	143	42	101
Civil Violation	CV	35	44	44	31	13
Felony	F	459	1,464	1,625	371	1,254
Misdemeanor	M	1,157	2,346	2,432	1,257	1,175
Show Cause	SC	19	46	46	19	27
Criminal Total		1,734	4,043	4,290	1,720	2,570
<u>Traffic</u>						
Capias	CA	42	105	105	48	57
Civil Violation	CV	19	130	136	61	75
Infraction	I	3,812	3,398	4,958	3,951	1,006
Misdemeanor	M	1,243	3,095	3,100	1,403	1,697
Other	O	19	22	28	22	6
Show Cause	SC	57	101	101	57	44
Traffic Total		5,192	6,851	8,428	5,542	2,885
<u>Civil</u>						
Abstract	AJ	51	9	52	43	1
Admin License	AL	125	0	125	125	-
Bond Forfeiture	BF	8	11	21	14	7
Capias	CA	2	0	2	2	-
Counter Claim	CC	5	6	13	8	5
Detinue	DT	63	58	77	62	15
Garnishment	GA	1,614	291	1,953	1,662	291
Impoundment	IM	16	0	16	16	-
Interrogatory	IN	39	58	110	52	58
Motion for Judgment	MJ	299	249	398	309	89
Other	OT	13	3	16	13	1
Protective Order	PO	47	30	74	44	29
Prelim Prot Order	PP	50	3	50	47	-
Petition-Restore Arms	PR	0	1	1	0	1
Show Cause	SC	65	42	100	60	40
Tenants Assertion	TA	2	5	6	2	4
Unlawful Detainer	UD	1,183	811	1,326	1,202	124
Warrant in Debt	WD	1,376	1,714	2,183	1,470	712
Civil Total		4,958	3,291	6,523	5,131	1,377
Virginia Beach Totals		11,884	14,185	19,241	12,393	6,832



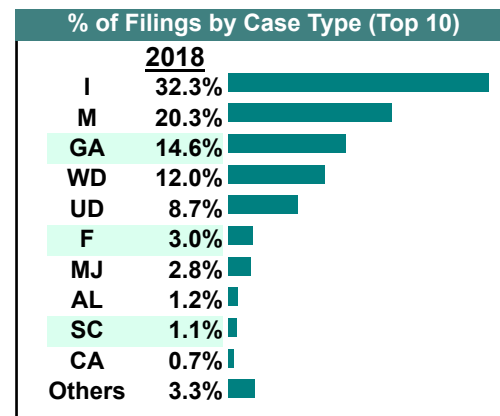
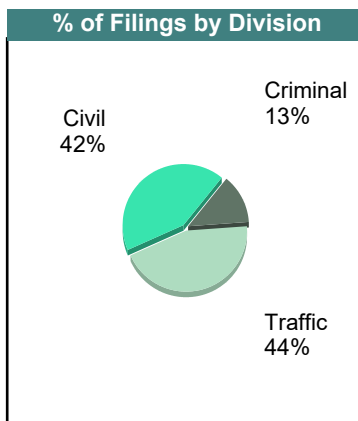
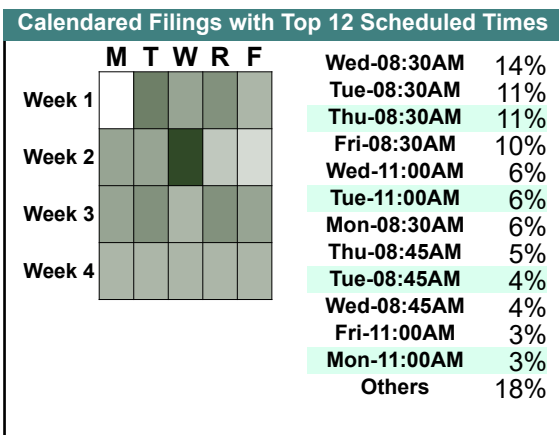
CASELOAD STATISTICS OF THE GENERAL DISTRICT COURTS

September 2018

Virginia Beach

District: 2

		Filings	Hearings	Transactions	Concluded	Cont
<u>Criminal</u>						
Capias	CA	28	97	97	29	68
Civil Violation	CV	8	20	21	17	4
Felony	F	329	1,256	1,399	307	1,092
Misdemeanor	M	1,033	2,007	2,084	910	1,174
Show Cause	SC	17	29	29	10	19
Criminal Total		1,415	3,409	3,630	1,273	2,357
<u>Traffic</u>						
Capias	CA	48	117	117	50	67
Civil Violation	CV	49	135	135	35	100
Infraction	I	3,484	3,080	4,470	3,098	1,372
Misdemeanor	M	1,162	2,814	2,814	1,010	1,804
Other	O	26	27	27	22	5
Show Cause	SC	35	77	77	33	44
Traffic Total		4,804	6,250	7,640	4,248	3,392
<u>Civil</u>						
Abstract	AJ	28	0	28	28	-
Admin License	AL	132	0	132	132	-
Bond Forfeiture	BF	19	24	31	13	18
Capias	CA	1	4	6	2	4
Counter Claim	CC	6	9	15	10	5
Detinue	DT	67	59	83	66	17
Garnishment	GA	1,580	427	1,898	1,471	427
Impoundment	IM	17	0	17	17	-
Interrogatory	IN	48	71	109	38	71
Motion for Judgment	MJ	299	327	440	263	177
Overweight	OC	5	7	8	1	7
Other	OT	9	5	13	8	5
Protective Order	PO	31	30	60	30	29
Prelim Prot Order	PP	42	0	42	42	-
Petition-Restore Arms	PR	0	0	1	1	-
Show Cause	SC	63	55	95	46	49
Tenants Assertion	TA	5	5	7	4	3
Unlawful Detainer	UD	937	847	1,239	934	305
Warrant in Debt	WD	1,295	1,664	2,097	1,299	798
Civil Total		4,584	3,534	6,321	4,405	1,915
Virginia Beach Totals		10,803	13,193	17,591	9,926	7,664



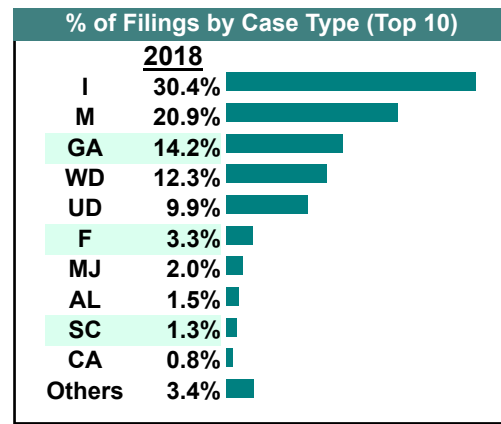
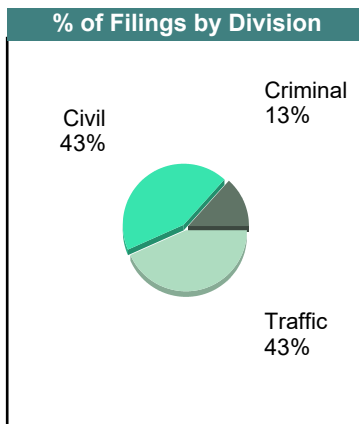
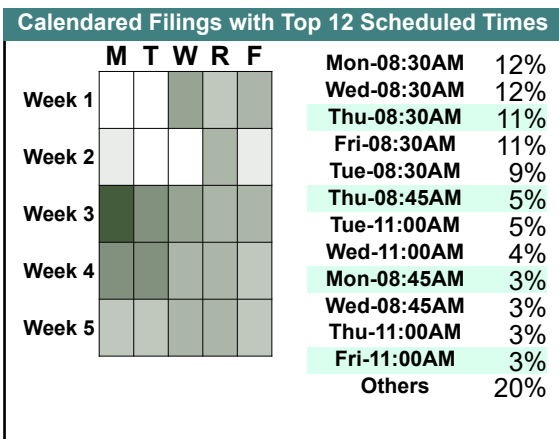
CASELOAD STATISTICS OF THE GENERAL DISTRICT COURTS

August 2018

Virginia Beach

District: 2

		Filings	Hearings	Transactions	Concluded	Cont
<u>Criminal</u>						
Capias	CA	41	101	101	44	57
Civil Violation	CV	4	34	34	12	22
Felony	F	362	1,370	1,518	357	1,161
Misdemeanor	M	1,029	2,129	2,197	1,039	1,158
Show Cause	SC	17	32	32	14	18
Criminal Total		1,453	3,666	3,882	1,466	2,416
<u>Traffic</u>						
Capias	CA	45	112	112	54	58
Civil Violation	CV	33	95	95	31	64
Infraction	I	3,339	2,676	4,099	3,295	803
Misdemeanor	M	1,265	2,694	2,697	1,277	1,420
Other	O	19	20	21	20	1
Show Cause	SC	69	110	110	57	53
Traffic Total		4,770	5,707	7,134	4,734	2,399
<u>Civil</u>						
Abstract	AJ	57	0	57	57	-
Admin License	AL	166	0	166	166	-
Bond Forfeiture	BF	11	9	18	11	7
Capias	CA	4	3	5	2	3
Counter Claim	CC	7	10	14	6	8
Detinue	DT	42	32	58	45	13
Garnishment	GA	1,565	216	1,775	1,559	216
Impoundment	IM	13	0	13	13	-
Interrogatory	IN	69	85	143	58	85
Motion for Judgment	MJ	220	195	275	217	58
Overweight	OC	1	0	2	2	-
Other	OT	13	2	13	11	2
Protective Order	PO	51	34	92	58	34
Prelim Prot Order	PP	49	0	49	49	-
Petition-Restore Arms	PR	2	2	2	0	2
Show Cause	SC	58	35	84	55	29
Tenants Assertion	TA	1	5	5	1	4
Third Party Claim	TH	0	1	2	1	1
Unlawful Detainer	UD	1,087	789	1,213	1,098	115
Warrant in Debt	WD	1,350	1,701	2,141	1,404	737
Civil Total		4,766	3,119	6,127	4,813	1,314
Virginia Beach Totals		10,989	12,492	17,143	11,013	6,129



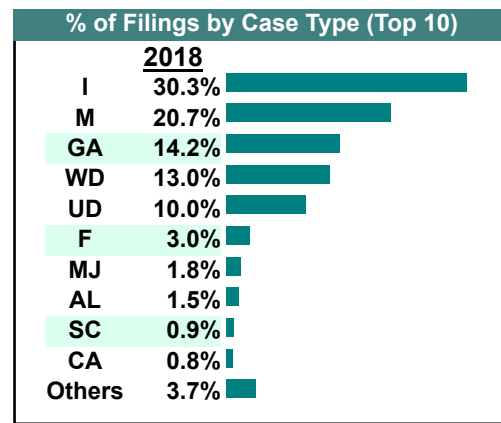
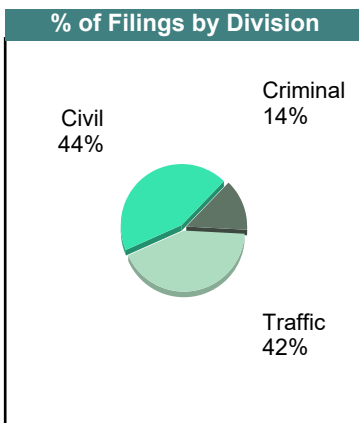
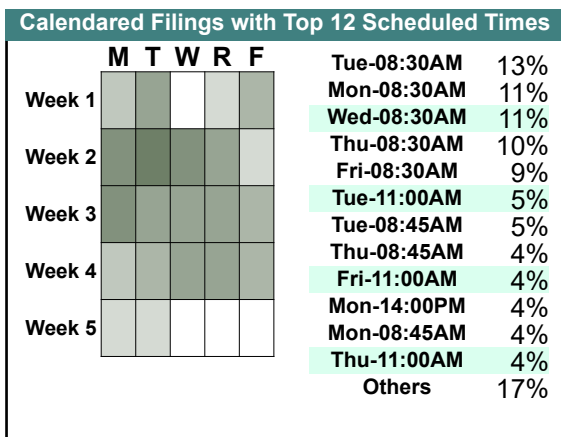
CASELOAD STATISTICS OF THE GENERAL DISTRICT COURTS

July 2018

Virginia Beach

District: 2

		<u>Filings</u>	<u>Hearings</u>	<u>Transactions</u>	<u>Concluded</u>	<u>Cont</u>
<u>Criminal</u>						
Capias	CA	38	105	105	33	72
Civil Violation	CV	21	40	40	26	14
Felony	F	368	1,263	1,401	323	1,078
Misdemeanor	M	1,214	2,149	2,253	1,131	1,122
Show Cause	SC	12	26	26	11	15
Criminal Total		1,653	3,583	3,825	1,524	2,301
<u>Traffic</u>						
Capias	CA	57	116	116	40	76
Civil Violation	CV	41	115	116	45	71
Infraction	I	3,689	3,004	4,498	3,586	912
Misdemeanor	M	1,307	2,699	2,701	1,235	1,466
Other	O	43	48	48	46	2
Show Cause	SC	30	73	73	45	28
Traffic Total		5,167	6,055	7,552	4,997	2,555
<u>Civil</u>						
Abstract	AJ	65	0	65	65	-
Admin License	AL	188	0	188	188	-
Bond Forfeiture	BF	13	14	20	8	12
Capias	CA	3	1	4	3	1
Counter Claim	CC	7	10	14	5	9
Detinue	DT	51	52	68	54	14
Garnishment	GA	1,735	239	2,041	1,802	239
Impoundment	IM	25	0	25	25	-
Interrogatory	IN	55	47	102	55	47
Motion for Judgment	MJ	217	186	275	217	58
Overweight	OC	11	4	12	8	4
Other	OT	12	1	13	12	1
Protective Order	PO	53	32	78	46	32
Prelim Prot Order	PP	54	1	55	54	1
Show Cause	SC	69	29	87	62	25
Tenants Assertion	TA	3	3	4	2	2
Third Party Claim	TH	1	1	1	1	-
Unlawful Detainer	UD	1,221	872	1,375	1,196	179
Warrant in Debt	WD	1,579	1,817	2,349	1,619	730
Civil Total		5,362	3,309	6,776	5,422	1,354
Virginia Beach Totals		12,182	12,947	18,153	11,943	6,210



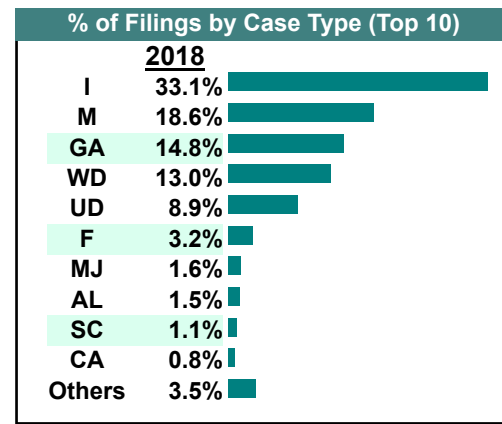
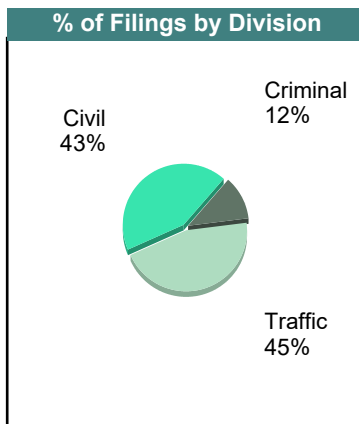
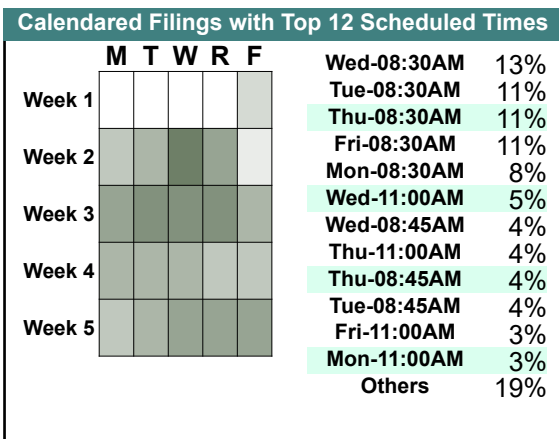
CASELOAD STATISTICS OF THE GENERAL DISTRICT COURTS

June 2018

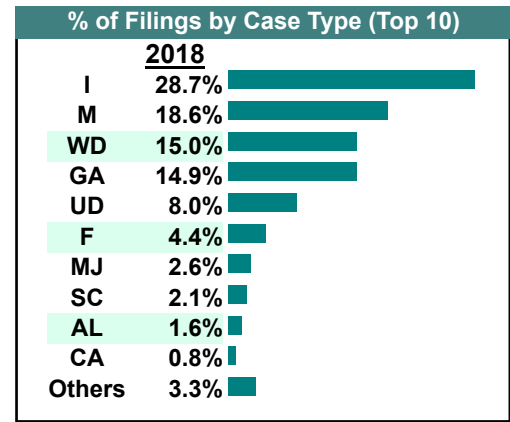
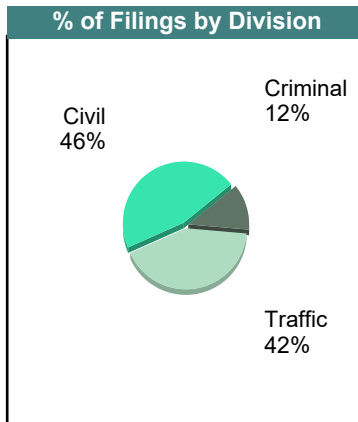
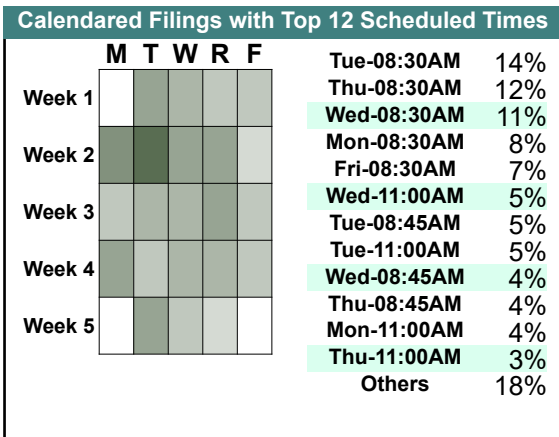
Virginia Beach

District: 2

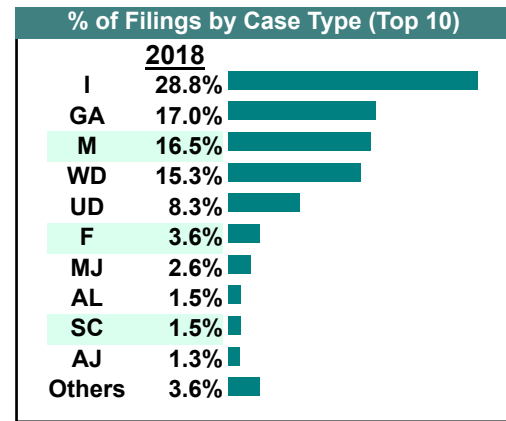
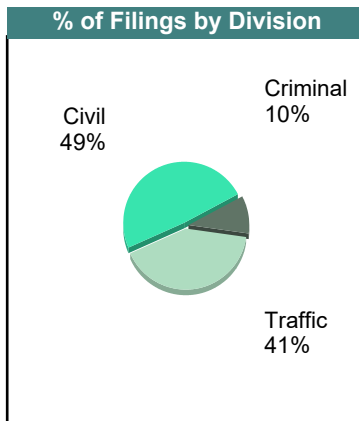
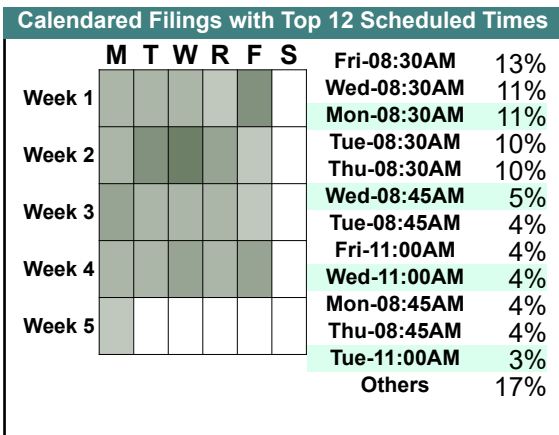
		Filings	Hearings	Transactions	Concluded	Cont
<u>Criminal</u>						
Capias	CA	40	99	99	20	79
Civil Violation	CV	28	43	43	23	20
Felony	F	382	1,421	1,588	394	1,194
Misdemeanor	M	926	1,956	2,024	913	1,111
Show Cause	SC	29	46	46	30	16
Criminal Total		1,405	3,565	3,800	1,380	2,420
<u>Traffic</u>						
Capias	CA	55	129	129	62	67
Civil Violation	CV	41	117	118	39	79
Infraction	I	3,970	3,231	4,871	4,058	813
Misdemeanor	M	1,302	2,926	2,928	1,371	1,557
Other	O	17	13	19	19	-
Restricted O/L	RL	1	1	1	1	-
Show Cause	SC	60	97	97	58	39
Traffic Total		5,446	6,514	8,163	5,608	2,555
<u>Civil</u>						
Abstract	AJ	48	0	48	48	-
Admin License	AL	179	0	179	179	-
Bond Forfeiture	BF	20	12	22	11	11
Capias	CA	3	0	3	3	-
Counter Claim	CC	7	6	11	5	6
Custody Relief	CR	1	0	1	1	-
Detinue	DT	58	52	76	51	25
Garnishment	GA	1,774	308	2,043	1,735	308
Impoundment	IM	6	0	6	6	-
Interrogatory	IN	64	55	111	56	55
Motion for Judgment	MJ	190	226	318	228	90
Overweight	OC	2	0	2	2	-
Other	OT	6	11	32	22	10
Protective Order	PO	52	35	82	47	35
Prelim Prot Order	PP	65	0	65	65	-
Show Cause	SC	46	24	72	52	20
Tenants Assertion	TA	3	2	5	4	1
Unlawful Detainer	UD	1,066	787	1,215	1,079	136
Warrant in Debt	WD	1,563	1,859	2,364	1,555	809
Civil Total		5,153	3,377	6,655	5,149	1,506
Virginia Beach Totals		12,004	13,456	18,618	12,137	6,481



		Filings	Hearings	Transactions	Concluded	Cont
<u>Criminal</u>						
Capias	CA	35	70	70	24	46
Civil Violation	CV	16	29	29	13	16
Felony	F	460	1,424	1,563	330	1,233
Misdemeanor	M	754	1,772	1,811	749	1,062
Show Cause	SC	20	55	55	24	31
Criminal Total		1,285	3,350	3,528	1,140	2,388
<u>Traffic</u>						
Capias	CA	49	104	104	44	60
Civil Violation	CV	33	101	103	31	72
Infraction	I	3,021	2,668	3,846	2,955	891
Misdemeanor	M	1,197	2,712	2,713	1,196	1,517
Other	O	19	7	20	18	2
Show Cause	SC	102	154	154	92	62
Traffic Total		4,421	5,746	6,940	4,336	2,604
<u>Civil</u>						
Abstract	AJ	55	1	55	54	1
Admin License	AL	165	0	165	165	-
Bond Forfeiture	BF	13	12	28	22	6
Capias	CA	4	0	5	5	-
Counter Claim	CC	4	5	11	9	2
Detinue	DT	57	49	75	63	12
Garnishment	GA	1,570	278	1,798	1,520	278
Impoundment	IM	16	0	16	16	-
Interrogatory	IN	36	58	141	83	58
Motion for Judgment	MJ	278	229	358	270	88
Overweight	OC	1	1	3	2	1
Other	OT	12	2	13	11	2
Protective Order	PO	35	22	65	43	22
Prelim Prot Order	PP	40	0	40	40	-
Petition-Restore Arms	PR	0	0	1	1	-
Show Cause	SC	101	30	134	110	24
Tenants Assertion	TA	4	3	5	2	3
Third Party Claim	TH	1	1	2	1	1
Unlawful Detainer	UD	840	629	962	809	153
Warrant in Debt	WD	1,573	1,817	2,371	1,537	834
Civil Total		4,805	3,137	6,248	4,763	1,485
Virginia Beach Totals		10,511	12,233	16,716	10,239	6,477



		Filings	Hearings	Transactions	Concluded	Cont
<u>Criminal</u>						
Capias	CA	25	64	64	28	36
Civil Violation	CV	6	31	31	10	21
Felony	F	381	1,240	1,344	277	1,067
Misdemeanor	M	618	1,536	1,579	602	977
Show Cause	SC	19	35	35	14	21
Criminal Total		1,049	2,906	3,053	931	2,122
<u>Traffic</u>						
Capias	CA	44	93	93	36	57
Civil Violation	CV	34	93	95	23	72
Infraction	I	3,059	2,765	4,093	3,361	732
Misdemeanor	M	1,131	2,803	2,806	1,459	1,347
Other	O	13	17	20	14	6
Restricted O/L	RL	1	1	1	1	-
Show Cause	SC	89	126	126	85	41
Traffic Total		4,371	5,898	7,234	4,979	2,255
<u>Civil</u>						
Abstract	AJ	140	0	140	140	-
Admin License	AL	160	0	160	160	-
Bond Forfeiture	BF	19	16	23	10	13
Capias	CA	4	1	7	6	1
Counter Claim	CC	8	12	15	6	9
Detinue	DT	72	60	86	72	14
Garnishment	GA	1,805	254	2,076	1,822	254
Impoundment	IM	11	0	11	11	-
Interrogatory	IN	49	43	98	55	43
Motion for Judgment	MJ	277	200	355	283	72
Overweight	OC	1	0	1	1	-
Other	OT	10	3	11	10	1
Protective Order	PO	41	28	60	32	28
Prelim Prot Order	PP	41	0	41	41	-
Show Cause	SC	46	22	74	58	16
Tenants Assertion	TA	3	5	6	4	2
Unlawful Detainer	UD	882	587	978	896	82
Warrant in Debt	WD	1,625	1,844	2,407	1,626	781
Civil Total		5,194	3,075	6,549	5,233	1,316
Virginia Beach Totals		10,614	11,879	16,836	11,143	5,693



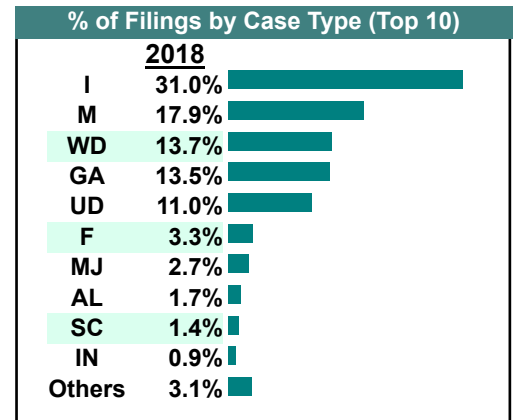
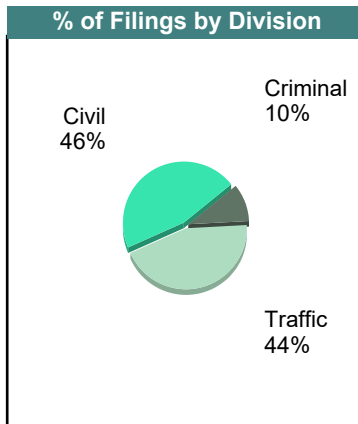
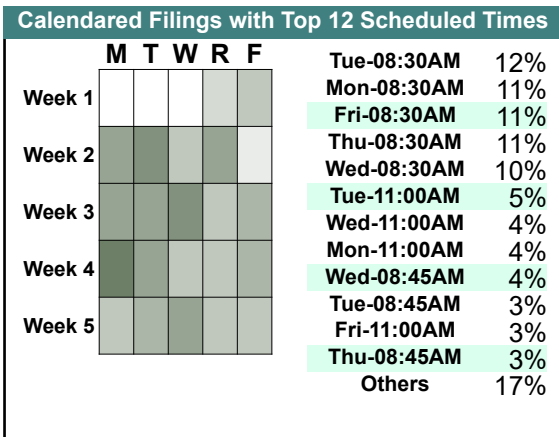
CASELOAD STATISTICS OF THE GENERAL DISTRICT COURTS

March 2018

Virginia Beach

District: 2

		Filings	Hearings	Transactions	Concluded	Cont
<u>Criminal</u>						
Capias	CA	30	78	78	31	47
Civil Violation	CV	3	15	15	2	13
Felony	F	377	1,412	1,603	432	1,171
Misdemeanor	M	725	2,030	2,086	1,022	1,064
Show Cause	SC	20	41	41	26	15
Criminal Total		1,155	3,576	3,823	1,513	2,310
<u>Traffic</u>						
Capias	CA	39	104	104	47	57
Civil Violation	CV	34	117	117	49	68
Infraction	I	3,593	3,266	4,858	3,897	961
Misdemeanor	M	1,346	3,292	3,296	1,553	1,743
Other	O	24	20	25	19	6
Show Cause	SC	76	133	133	92	41
Traffic Total		5,112	6,932	8,533	5,657	2,876
<u>Civil</u>						
Abstract	AJ	59	0	59	59	-
Admin License	AL	192	0	192	192	-
Bond Forfeiture	BF	6	12	19	10	9
Capias	CA	6	3	7	4	3
Counter Claim	CC	9	11	16	7	9
Detinue	DT	41	41	69	48	21
Garnishment	GA	1,559	248	1,817	1,569	248
Impoundment	IM	12	0	12	12	-
Interrogatory	IN	108	98	172	74	98
Motion for Judgment	MJ	308	213	368	275	93
Overweight	OC	4	2	9	7	2
Other	OT	11	18	29	12	17
Protective Order	PO	36	31	66	35	31
Prelim Prot Order	PP	39	0	40	40	-
Petition-Restore Arms	PR	0	1	2	1	1
Show Cause	SC	62	48	103	58	45
Tenants Assertion	TA	0	4	5	1	4
Third Party Claim	TH	2	2	2	0	2
Unlawful Detainer	UD	1,276	755	1,407	1,288	119
Warrant in Debt	WD	1,592	1,994	2,627	1,822	805
Civil Total		5,322	3,481	7,021	5,514	1,507
Virginia Beach Totals		11,589	13,989	19,377	12,684	6,693



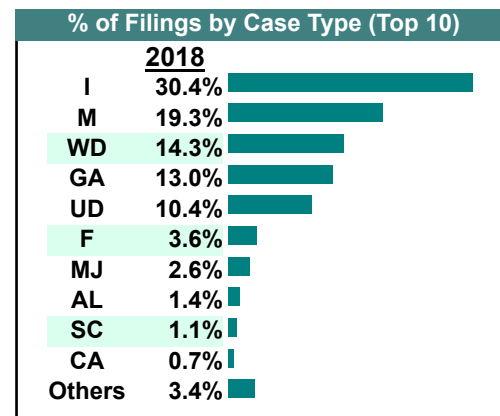
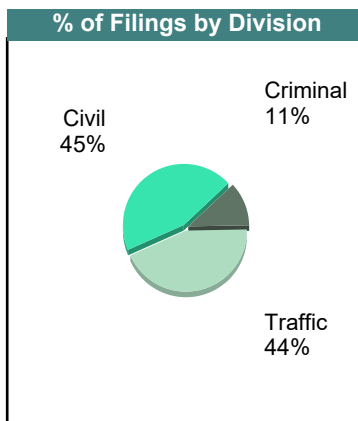
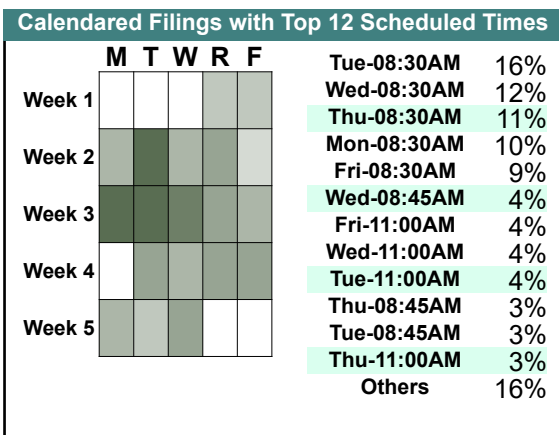
CASELOAD STATISTICS OF THE GENERAL DISTRICT COURTS

February 2018

Virginia Beach

District: 2

		Filings	Hearings	Transactions	Concluded	Cont
<u>Criminal</u>						
Capias	CA	25	91	91	42	49
Civil Violation	CV	15	24	24	2	22
Felony	F	350	1,264	1,422	432	990
Misdemeanor	M	717	1,994	2,041	923	1,118
Show Cause	SC	20	36	36	16	20
Criminal Total		1,127	3,409	3,614	1,415	2,199
<u>Traffic</u>						
Capias	CA	39	105	105	59	46
Civil Violation	CV	37	131	131	40	91
Infraction	I	2,994	2,852	4,036	3,153	883
Misdemeanor	M	1,180	2,934	2,937	1,364	1,573
Other	O	16	8	17	17	-
Restricted O/L	RL	3	3	3	3	-
Show Cause	SC	39	86	86	52	34
Traffic Total		4,308	6,119	7,315	4,688	2,627
<u>Civil</u>						
Abstract	AJ	52	0	52	52	-
Admin License	AL	136	0	136	136	-
Bond Forfeiture	BF	8	12	25	17	8
Capias	CA	2	1	2	1	1
Counter Claim	CC	4	6	9	4	5
Detinue	DT	50	68	91	54	37
Garnishment	GA	1,276	247	1,786	1,539	247
Impoundment	IM	16	0	16	16	-
Interrogatory	IN	47	68	115	47	68
Motion for Judgment	MJ	258	211	344	267	77
Other	OT	6	1	7	6	1
Protective Order	PO	35	33	62	29	33
Prelim Prot Order	PP	37	0	38	38	-
Petition-Restore Arms	PR	1	1	2	1	1
Show Cause	SC	46	33	86	58	28
Tenants Assertion	TA	3	3	6	4	2
Unlawful Detainer	UD	1,027	773	1,229	1,101	128
Warrant in Debt	WD	1,411	1,974	2,552	1,646	906
Civil Total		4,415	3,431	6,558	5,016	1,542
Virginia Beach Totals		9,850	12,959	17,487	11,119	6,368



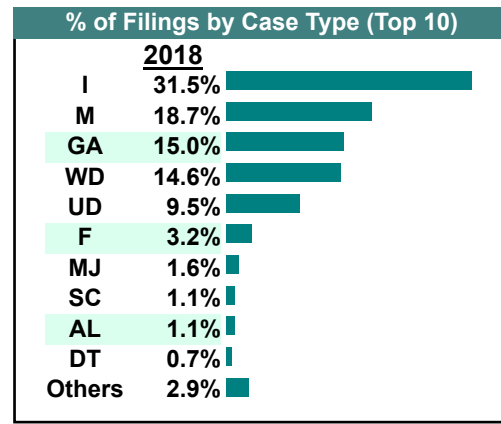
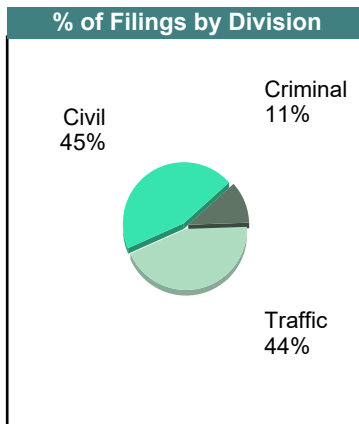
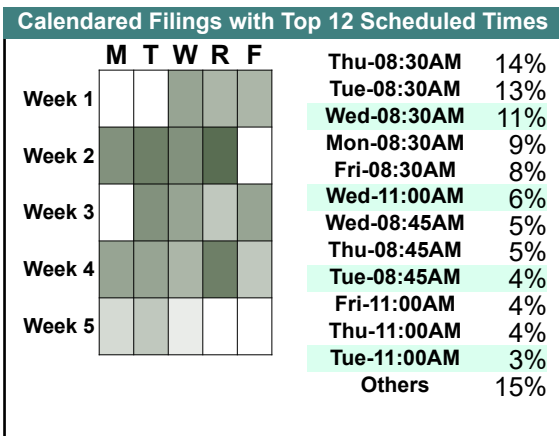
CASELOAD STATISTICS OF THE GENERAL DISTRICT COURTS

January 2018

Virginia Beach

District: 2

		Filings	Hearings	Transactions	Concluded	Cont
<u>Criminal</u>						
Capias	CA	33	79	79	28	51
Civil Violation	CV	14	31	31	12	19
Felony	F	386	1,231	1,330	194	1,136
Misdemeanor	M	879	1,926	1,979	758	1,221
Show Cause	SC	15	35	35	9	26
Criminal Total		1,327	3,302	3,454	1,001	2,453
<u>Traffic</u>						
Capias	CA	36	100	100	36	64
Civil Violation	CV	26	96	96	27	69
Felony	F	0	0	1	1	-
Infraction	I	3,767	3,323	4,913	3,393	1,520
Misdemeanor	M	1,351	3,027	3,030	1,040	1,990
Other	O	30	23	31	28	3
Show Cause	SC	47	93	93	29	64
Traffic Total		5,257	6,662	8,264	4,554	3,710
<u>Civil</u>						
Abstract	AJ	32	0	32	32	-
Admin License	AL	132	0	132	132	-
Bond Forfeiture	BF	6	14	19	10	9
Capias	CA	7	1	8	7	1
Counter Claim	CC	7	10	15	9	6
Custody Relief	CR	0	1	2	1	1
Detinue	DT	88	92	122	85	37
Garnishment	GA	1,795	669	2,209	1,540	669
Impoundment	IM	14	0	14	14	-
Interrogatory	IN	57	83	132	49	83
Motion for Judgment	MJ	188	194	278	202	76
Overweight	OC	5	5	7	2	5
Other	OT	11	19	32	14	18
Protective Order	PO	19	15	38	23	15
Prelim Prot Order	PP	44	2	44	42	2
Petition-Restore Arms	PR	1	2	2	0	2
Show Cause	SC	71	62	107	50	57
Tenants Assertion	TA	3	7	7	1	6
Unlawful Detainer	UD	1,132	1,053	1,477	1,064	413
Warrant in Debt	WD	1,749	2,402	2,829	1,424	1,405
Civil Total		5,361	4,631	7,506	4,701	2,805
Virginia Beach Totals		11,945	14,595	19,224	10,256	8,968



Filings by Court & Division

<u>Virginia Beach</u>			
C	Misdemeanor	10,687	8.0%
	Felony	4,549	3.4%
	Capias	448	0.3%
	Show Cause	221	0.2%
	Civil Violation	171	0.1%
	Total	16,076	12%
T	Infraction	40,897	30.6%
	Misdemeanor	14,723	11.0%
	Show Cause	705	0.5%
	Capias	539	0.4%
	Civil Violation	417	0.3%
	Other	275	0.2%
	Restricted O/L	5	0.0%
	Felony	-	0.0%
	Total	57,561	43%
V	Garnishment	19,637	14.7%
	Warrant in Debt	18,049	13.5%
	Unlawful Detainer	12,763	9.6%
	Motion for Judgment	3,174	2.4%
	Admin License	1,868	1.4%
	Detinue	772	0.6%
	Show Cause	740	0.6%
	Abstract	696	0.5%
	Interrogatory	655	0.5%
	Prelim Prot Order	507	0.4%
	Protective Order	454	0.3%
	Impoundment	170	0.1%
	Bond Forfeiture	160	0.1%
	Other	110	0.1%
	Counter Claim	80	0.1%
	Capias	45	0.0%
	Tenants Assertion	34	0.0%
	Overweight	32	0.0%
	Third Party Claim	5	0.0%
	Petition-Restore Arms	4	0.0%
Custody Relief	2	0.0%	
Total	59,957	45%	
Total	133,594	100%	

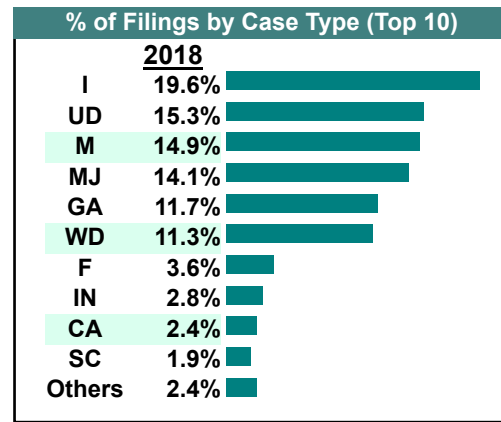
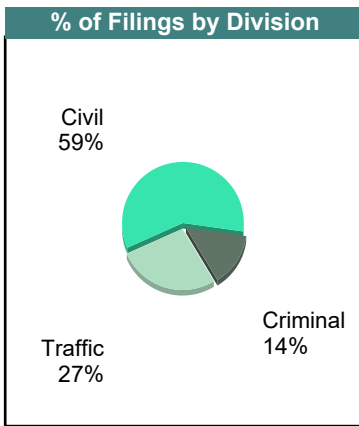
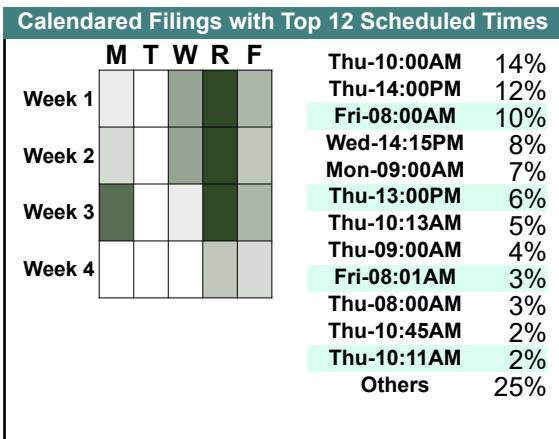
CASELOAD STATISTICS OF THE GENERAL DISTRICT COURTS

December 2018

Portsmouth

District: 3

		<u>Filings</u>	<u>Hearings</u>	<u>Transactions</u>	<u>Concluded</u>	<u>Cont</u>
<u>Criminal</u>						
Capias	CA	43	104	104	39	65
Civil Violation	CV	4	14	14	7	7
Felony	F	108	359	359	114	245
Misdemeanor	M	266	690	691	278	413
Show Cause	SC	2	6	6	6	-
Criminal Total		423	1,173	1,174	444	730
<u>Traffic</u>						
Capias	CA	26	50	50	22	28
Civil Violation	CV	8	18	18	6	12
Infraction	I	582	799	906	542	362
Misdemeanor	M	178	526	527	193	334
Show Cause	SC	7	29	29	15	14
Traffic Total		801	1,422	1,530	778	750
<u>Civil</u>						
Abstract	AJ	2	0	2	2	-
Admin License	AL	13	2	15	13	2
Bond Forfeiture	BF	4	4	7	4	2
Capias	CA	1	0	1	1	-
Detinue	DT	6	13	15	7	8
Garnishment	GA	348	67	396	329	63
Impoundment	IM	1	0	1	1	-
Interrogatory	IN	83	71	142	71	69
Motion for Judgment	MJ	420	234	425	403	15
Other	OT	1	0	1	1	-
Protective Order	PO	7	0	8	8	-
Prelim Prot Order	PP	22	35	50	15	31
Show Cause	SC	48	27	65	40	22
Tenants Assertion	TA	2	3	5	2	3
Unlawful Detainer	UD	454	348	495	434	56
Warrant in Debt	WD	337	390	473	307	164
Civil Total		1,749	1,194	2,101	1,638	435
Portsmouth Totals		2,973	3,789	4,805	2,860	1,915



CASELOAD STATISTICS OF THE GENERAL DISTRICT COURTS

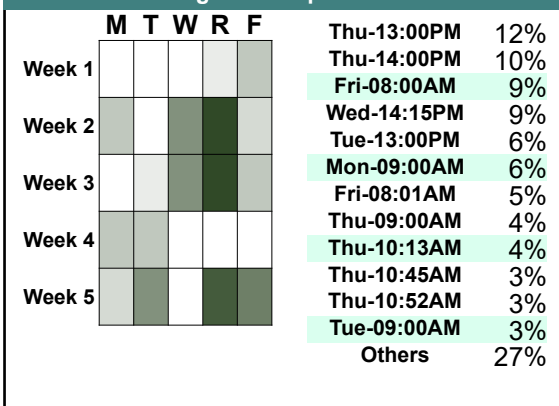
November 2018

Portsmouth

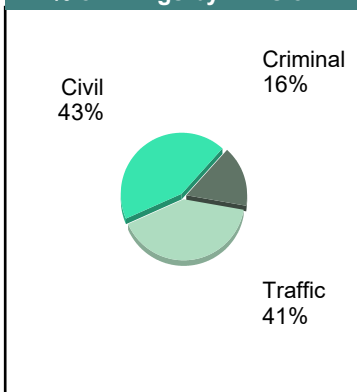
District: 3

		<u>Filings</u>	<u>Hearings</u>	<u>Transactions</u>	<u>Concluded</u>	<u>Cont</u>
<u>Criminal</u>						
Capias	CA	44	143	143	53	90
Civil Violation	CV	6	12	12	3	9
Felony	F	110	409	409	137	272
Misdemeanor	M	277	681	685	230	455
Show Cause	SC	8	9	9	4	5
Criminal Total		445	1,254	1,258	427	831
<u>Traffic</u>						
Capias	CA	33	68	68	38	30
Civil Violation	CV	6	20	20	4	16
Infraction	I	910	1,294	1,587	1,158	421
Misdemeanor	M	150	622	622	232	390
Other	O	0	2	2	1	1
Restricted O/L	RL	1	1	1	0	1
Show Cause	SC	19	48	48	15	33
Traffic Total		1,119	2,055	2,348	1,448	892
<u>Civil</u>						
Abstract	AJ	4	0	4	4	-
Admin License	AL	10	0	11	11	-
Bond Forfeiture	BF	9	6	11	6	5
Detinue	DT	11	15	23	14	9
Garnishment	GA	269	44	317	273	44
Impoundment	IM	2	0	2	2	-
Interrogatory	IN	87	60	154	94	60
Motion for Judgment	MJ	1	11	12	8	4
Other	OT	3	0	3	3	-
Protective Order	PO	1	0	1	1	-
Prelim Prot Order	PP	13	18	35	17	18
Restricted O/L	RL	1	0	1	1	-
Show Cause	SC	54	16	76	62	14
Tenants Assertion	TA	3	2	3	1	2
Unlawful Detainer	UD	407	333	456	409	47
Warrant in Debt	WD	318	349	419	295	124
Civil Total		1,193	854	1,528	1,201	327
Portsmouth Totals		2,757	4,163	5,134	3,076	2,050

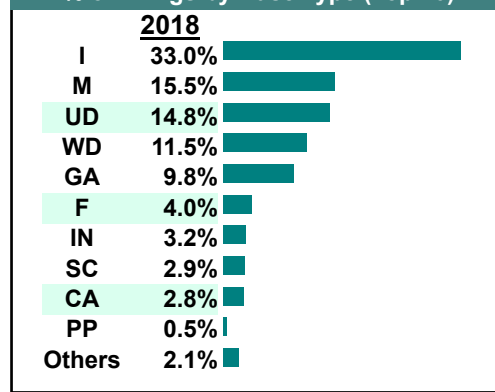
Calendared Filings with Top 12 Scheduled Times



% of Filings by Division



% of Filings by Case Type (Top 10)



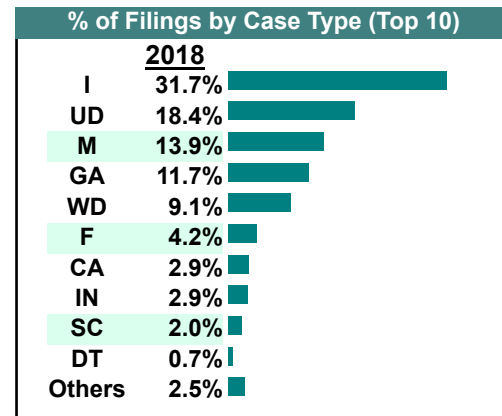
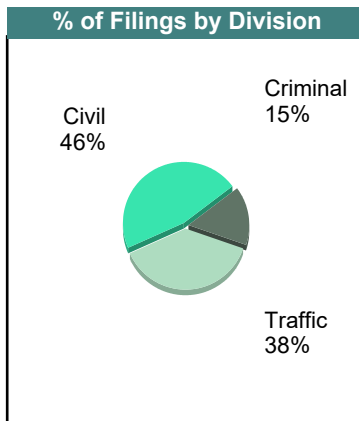
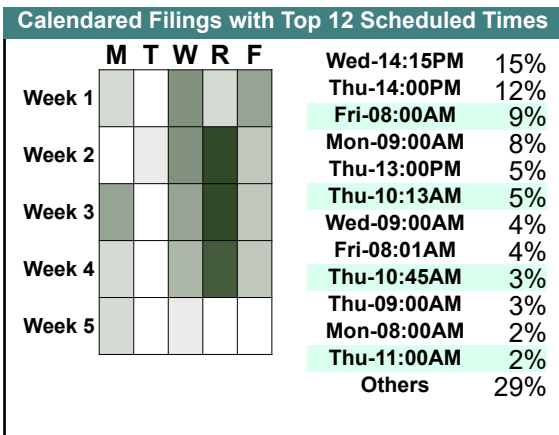
CASELOAD STATISTICS OF THE GENERAL DISTRICT COURTS

October 2018

Portsmouth

District: 3

		<u>Filings</u>	<u>Hearings</u>	<u>Transactions</u>	<u>Concluded</u>	<u>Cont</u>
<u>Criminal</u>						
Capias	CA	69	127	127	46	81
Civil Violation	CV	2	7	7	4	3
Felony	F	133	591	591	194	397
Misdemeanor	M	281	780	781	317	462
Show Cause	SC	3	3	3	3	-
Criminal Total		488	1,508	1,509	564	943
<u>Traffic</u>						
Capias	CA	24	76	76	35	41
Civil Violation	CV	5	12	12	2	10
Felony	F	0	2	2	1	1
Infraction	I	1,003	1,365	1,551	1,030	521
Misdemeanor	M	159	548	550	165	385
Other	O	1	3	3	0	3
Restricted O/L	RL	2	2	2	2	-
Show Cause	SC	11	34	34	11	23
Traffic Total		1,205	2,042	2,230	1,246	984
<u>Civil</u>						
Abstract	AJ	10	0	10	10	-
Admin License	AL	10	7	15	8	5
Bond Forfeiture	BF	9	8	10	2	7
Counter Claim	CC	0	3	3	1	2
Detinue	DT	21	23	29	13	16
Garnishment	GA	369	70	427	357	65
Impoundment	IM	1	0	1	1	-
Interrogatory	IN	92	65	161	96	65
Motion for Judgment	MJ	12	13	14	8	6
Other	OT	3	2	5	4	1
Protective Order	PO	6	0	7	7	-
Prelim Prot Order	PP	16	26	41	15	23
Restricted O/L	RL	1	0	1	1	-
Show Cause	SC	49	16	65	49	16
Tenants Assertion	TA	0	0	1	1	-
Unlawful Detainer	UD	583	463	636	577	58
Warrant in Debt	WD	287	388	480	295	185
Civil Total		1,469	1,084	1,906	1,445	449
Portsmouth Totals		3,162	4,634	5,645	3,255	2,376



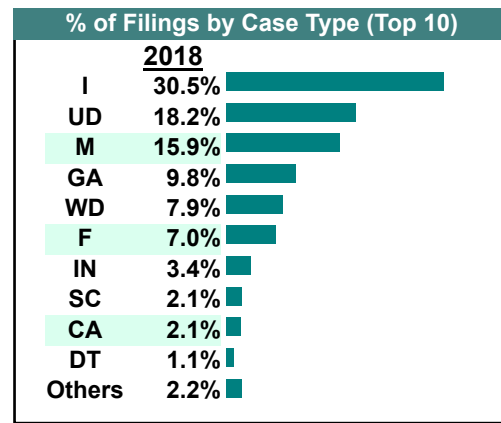
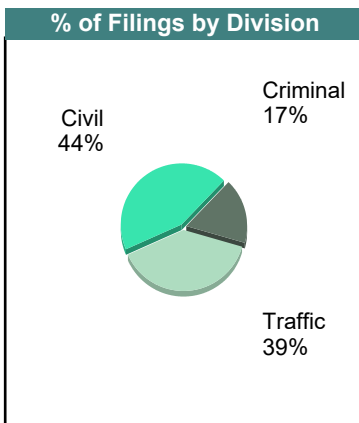
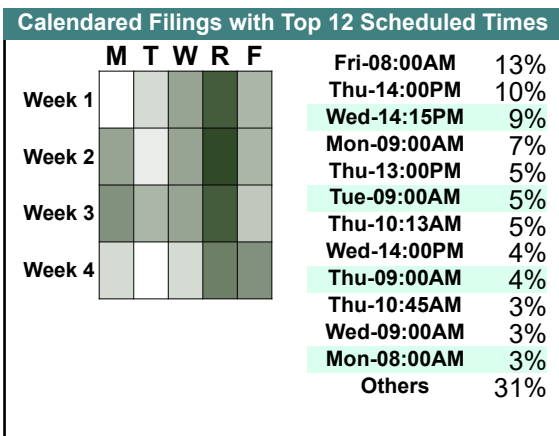
CASELOAD STATISTICS OF THE GENERAL DISTRICT COURTS

September 2018

Portsmouth

District: 3

		<u>Filings</u>	<u>Hearings</u>	<u>Transactions</u>	<u>Concluded</u>	<u>Cont</u>
<u>Criminal</u>						
Capias	CA	33	74	74	19	55
Civil Violation	CV	4	9	9	4	5
Felony	F	191	521	521	97	423
Misdemeanor	M	242	680	685	236	448
Show Cause	SC	2	2	2	2	-
Criminal Total		472	1,286	1,291	358	931
<u>Traffic</u>						
Capias	CA	24	59	59	13	45
Civil Violation	CV	3	15	15	1	14
Felony	F	0	1	1	0	1
Infraction	I	834	1,294	1,516	774	736
Misdemeanor	M	192	572	572	148	421
Other	O	1	1	1	0	1
Show Cause	SC	14	34	34	11	23
Traffic Total		1,068	1,976	2,198	947	1,241
<u>Civil</u>						
Abstract	AJ	4	0	4	4	-
Admin License	AL	12	3	15	12	3
Bond Forfeiture	BF	1	1	3	3	-
Capias	CA	0	0	1	1	-
Counter Claim	CC	1	1	1	0	1
Detinue	DT	29	18	35	31	4
Garnishment	GA	267	174	450	276	174
Impoundment	IM	1	0	1	1	-
Interrogatory	IN	94	126	196	70	125
Motion for Judgment	MJ	12	18	23	18	5
Other	OT	2	1	2	1	-
Protective Order	PO	2	0	3	3	-
Prelim Prot Order	PP	17	25	47	22	23
Show Cause	SC	42	42	74	32	42
Tenants Assertion	TA	0	3	3	2	1
Unlawful Detainer	UD	497	499	682	517	165
Warrant in Debt	WD	217	319	380	208	171
Civil Total		1,198	1,230	1,920	1,201	714
Portsmouth Totals		2,738	4,492	5,409	2,506	2,886



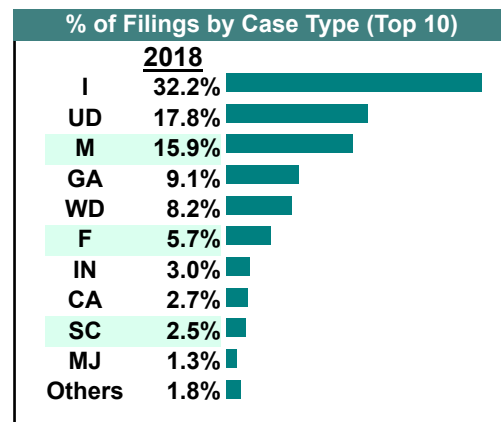
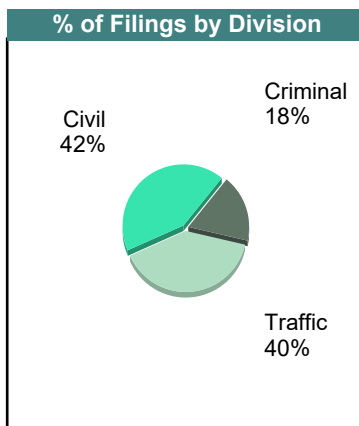
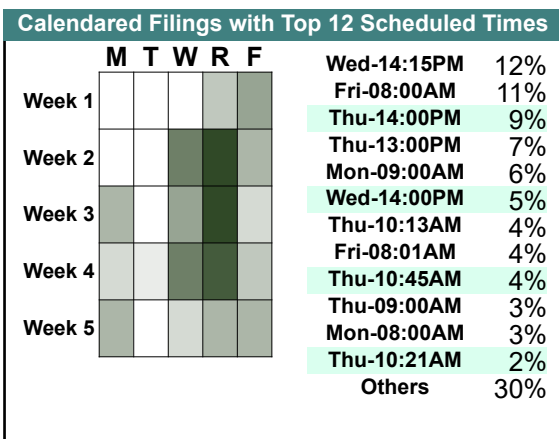
CASELOAD STATISTICS OF THE GENERAL DISTRICT COURTS

August 2018

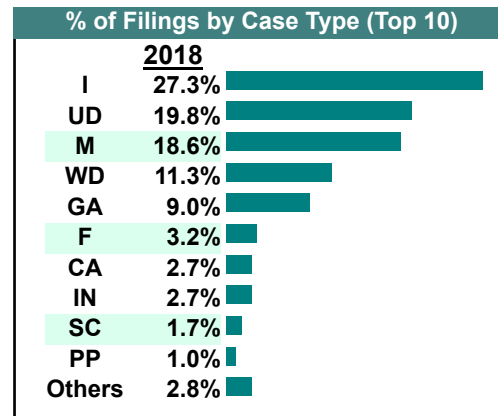
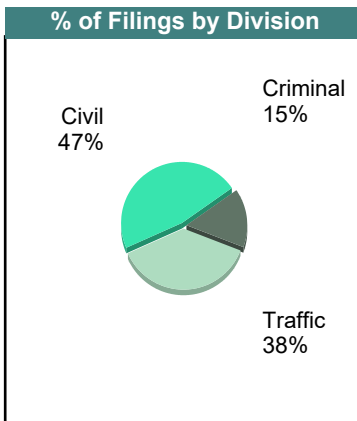
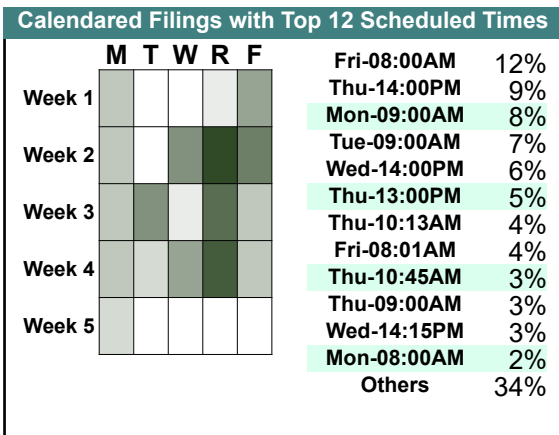
Portsmouth

District: 3

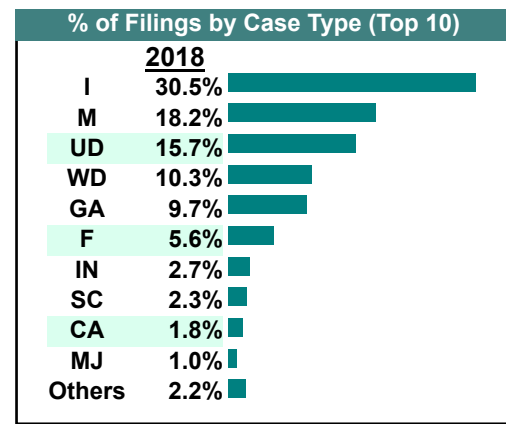
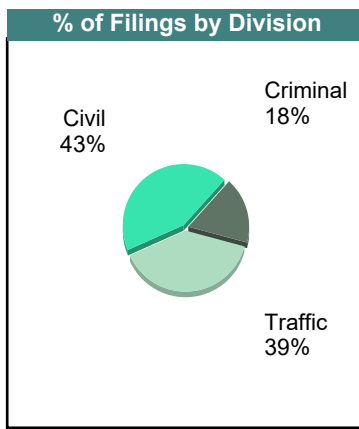
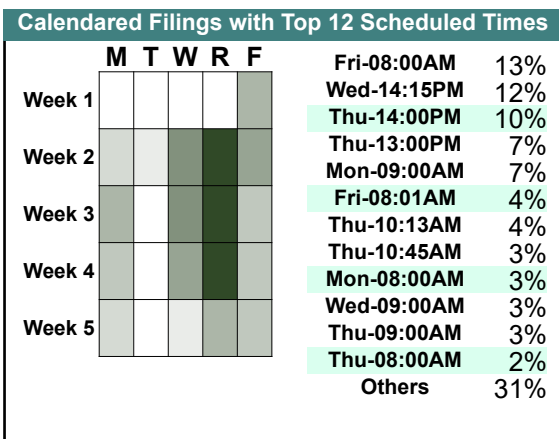
		<u>Filings</u>	<u>Hearings</u>	<u>Transactions</u>	<u>Concluded</u>	<u>Cont</u>
<u>Criminal</u>						
Capias	CA	55	118	118	61	57
Civil Violation	CV	2	6	6	1	5
Felony	F	172	548	548	167	369
Misdemeanor	M	312	824	830	321	504
Show Cause	SC	1	4	4	4	-
Criminal Total		542	1,500	1,506	554	935
<u>Traffic</u>						
Capias	CA	27	72	72	28	44
Civil Violation	CV	3	14	14	6	8
Felony	F	0	1	1	1	-
Infraction	I	978	1,174	1,387	808	558
Misdemeanor	M	173	546	547	183	363
Restricted O/L	RL	2	2	2	2	-
Show Cause	SC	25	51	51	21	30
Traffic Total		1,208	1,860	2,074	1,049	1,003
<u>Civil</u>						
Abstract	AJ	2	0	2	2	-
Admin License	AL	8	3	10	7	2
Bond Forfeiture	BF	10	11	16	6	10
Counter Claim	CC	0	0	1	1	-
Detinue	DT	6	13	21	10	11
Garnishment	GA	276	54	327	273	53
Interrogatory	IN	91	65	155	90	65
Motion for Judgment	MJ	39	36	46	29	17
Protective Order	PO	5	1	6	5	1
Prelim Prot Order	PP	15	27	44	17	23
Show Cause	SC	49	22	70	50	20
Tenants Assertion	TA	1	2	3	1	2
Unlawful Detainer	UD	540	452	600	545	55
Warrant in Debt	WD	249	308	379	249	130
Civil Total		1,291	994	1,680	1,285	389
Portsmouth Totals		3,041	4,354	5,260	2,888	2,327



		Filings	Hearings	Transactions	Concluded	Cont
<u>Criminal</u>						
Capias	CA	49	118	118	46	72
Civil Violation	CV	6	9	9	4	5
Felony	F	92	494	494	173	321
Misdemeanor	M	293	721	723	314	409
Show Cause	SC	2	6	6	2	4
Criminal Total		442	1,348	1,350	539	811
<u>Traffic</u>						
Capias	CA	26	57	57	31	26
Civil Violation	CV	7	18	18	3	15
Felony	F	1	1	1	0	1
Infraction	I	784	962	1,229	842	386
Misdemeanor	M	242	570	571	191	380
Other	O	1	1	1	0	1
Show Cause	SC	17	32	32	13	19
Traffic Total		1,078	1,641	1,909	1,080	828
<u>Civil</u>						
Abstract	AJ	7	0	7	7	-
Admin License	AL	6	2	8	6	2
Bond Forfeiture	BF	4	3	9	6	3
Capias	CA	3	1	3	2	1
Counter Claim	CC	2	2	4	3	1
Detinue	DT	25	24	32	19	13
Garnishment	GA	257	46	297	251	46
Impoundment	IM	1	1	1	0	-
Interrogatory	IN	77	54	123	69	54
Motion for Judgment	MJ	8	18	23	14	9
Other	OT	3	5	7	2	4
Protective Order	PO	7	1	9	8	1
Prelim Prot Order	PP	28	43	64	21	43
Restricted O/L	RL	1	0	1	1	-
Show Cause	SC	29	13	45	32	13
Tenants Assertion	TA	2	2	2	0	2
Unlawful Detainer	UD	568	465	634	555	79
Warrant in Debt	WD	323	354	446	311	135
Civil Total		1,351	1,034	1,715	1,307	406
Portsmouth Totals		2,871	4,023	4,974	2,926	2,045

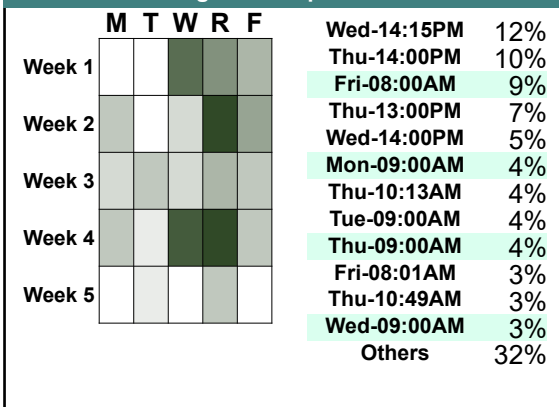


		Filings	Hearings	Transactions	Concluded	Cont
<u>Criminal</u>						
Capias	CA	31	79	79	28	51
Civil Violation	CV	0	6	6	5	1
Felony	F	175	630	630	177	453
Misdemeanor	M	340	785	789	302	485
Show Cause	SC	4	5	5	2	3
Criminal Total		550	1,505	1,509	514	993
<u>Traffic</u>						
Capias	CA	26	72	72	33	39
Civil Violation	CV	2	8	8	2	6
Felony	F	0	1	1	0	1
Infraction	I	947	1,348	1,559	1,002	557
Misdemeanor	M	224	591	591	192	399
Show Cause	SC	12	37	37	15	22
Traffic Total		1,211	2,057	2,268	1,244	1,024
<u>Civil</u>						
Abstract	AJ	7	0	7	7	-
Admin License	AL	6	3	9	6	3
Bond Forfeiture	BF	5	6	9	4	4
Capias	CA	0	0	2	2	-
Counter Claim	CC	0	1	1	0	1
Detinue	DT	15	14	23	15	8
Garnishment	GA	301	52	350	298	52
Impoundment	IM	1	0	1	1	-
Interrogatory	IN	83	48	143	95	48
Motion for Judgment	MJ	32	27	34	22	12
Other	OT	1	0	2	2	-
Protective Order	PO	6	2	6	4	2
Prelim Prot Order	PP	24	31	52	21	31
Show Cause	SC	55	19	74	55	19
Unlawful Detainer	UD	487	502	658	476	182
Warrant in Debt	WD	318	407	498	298	200
Civil Total		1,341	1,112	1,869	1,306	562
Portsmouth Totals		3,102	4,674	5,646	3,064	2,579

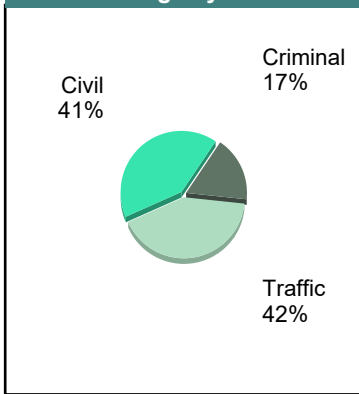


		<u>Filings</u>	<u>Hearings</u>	<u>Transactions</u>	<u>Concluded</u>	<u>Cont</u>
<u>Criminal</u>						
Capias	CA	28	89	89	36	53
Civil Violation	CV	3	12	12	7	5
Felony	F	171	520	520	155	365
Misdemeanor	M	289	758	760	315	444
Show Cause	SC	0	2	2	1	1
Criminal Total		491	1,381	1,383	514	868
<u>Traffic</u>						
Capias	CA	31	84	84	35	49
Civil Violation	CV	1	16	16	5	11
Infraction	I	1,003	1,381	1,629	1,072	557
Misdemeanor	M	143	513	516	175	341
Restricted O/L	RL	2	2	2	2	-
Show Cause	SC	11	40	40	18	22
Traffic Total		1,191	2,036	2,287	1,307	980
<u>Civil</u>						
Abstract	AJ	4	0	4	4	-
Admin License	AL	8	5	9	4	5
Bond Forfeiture	BF	2	1	6	5	1
Capias	CA	1	2	2	0	2
Counter Claim	CC	1	2	4	2	2
Detinue	DT	16	13	19	15	4
Garnishment	GA	292	50	353	303	50
Impoundment	IM	1	1	3	2	1
Interrogatory	IN	100	49	164	115	49
Motion for Judgment	MJ	14	12	17	15	2
Other	OT	4	4	7	3	4
Protective Order	PO	6	0	6	6	-
Prelim Prot Order	PP	30	33	51	18	32
Show Cause	SC	58	15	74	60	14
Tenants Assertion	TA	6	7	7	4	3
Unlawful Detainer	UD	378	300	411	368	43
Warrant in Debt	WD	248	325	409	271	137
Civil Total		1,169	819	1,546	1,195	349
Portsmouth Totals		2,851	4,236	5,216	3,016	2,197

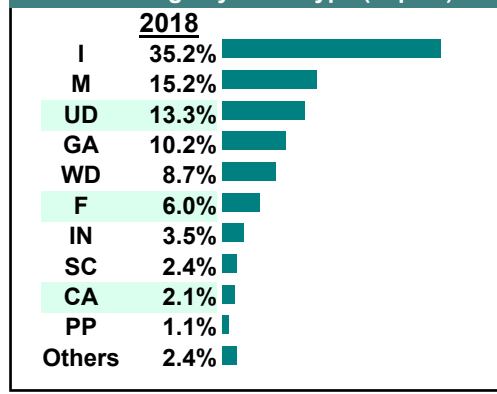
Calendared Filings with Top 12 Scheduled Times



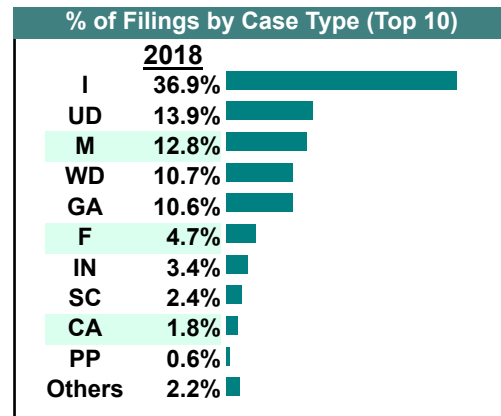
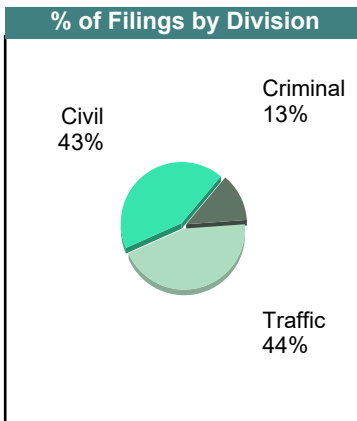
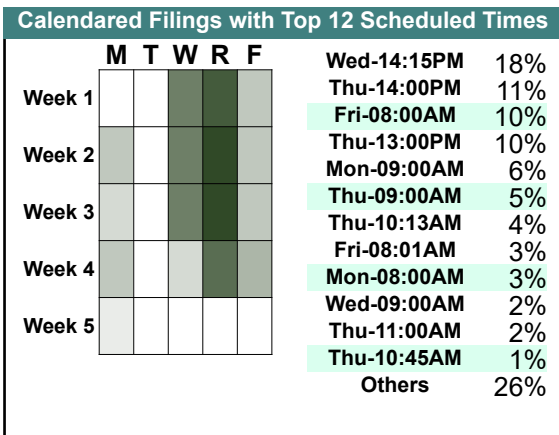
% of Filings by Division



% of Filings by Case Type (Top 10)



		Filings	Hearings	Transactions	Concluded	Cont
<u>Criminal</u>						
Capias	CA	22	73	73	27	46
Civil Violation	CV	5	9	9	2	7
Felony	F	133	496	496	134	362
Misdemeanor	M	205	589	591	188	403
Show Cause	SC	2	5	5	2	3
Criminal Total		367	1,172	1,174	353	821
<u>Traffic</u>						
Capias	CA	31	81	81	30	51
Civil Violation	CV	5	10	10	3	7
Felony	F	1	1	1	0	1
Infraction	I	1,060	1,413	1,635	1,114	521
Misdemeanor	M	163	428	428	135	293
Restricted O/L	RL	4	4	4	4	-
Show Cause	SC	11	39	39	19	20
Traffic Total		1,275	1,976	2,198	1,305	893
<u>Civil</u>						
Abstract	AJ	7	0	8	8	-
Admin License	AL	5	0	5	5	-
Bond Forfeiture	BF	5	6	11	6	5
Counter Claim	CC	1	2	2	0	2
Distress Seizure	DS	1	1	1	1	-
Detinue	DT	11	17	22	14	8
Garnishment	GA	305	46	384	338	45
Impoundment	IM	1	1	1	0	1
Interrogatory	IN	97	57	166	109	57
Motion for Judgment	MJ	8	6	9	6	3
Other	OT	1	1	1	0	1
Protective Order	PO	4	1	5	4	-
Prelim Prot Order	PP	17	18	35	17	18
Restricted O/L	RL	1	0	1	1	-
Show Cause	SC	57	16	87	71	16
Tenants Assertion	TA	3	1	5	4	1
Unlawful Detainer	UD	398	362	504	403	101
Warrant in Debt	WD	308	351	453	294	159
Civil Total		1,230	886	1,700	1,281	417
Portsmouth Totals		2,872	4,034	5,072	2,939	2,131



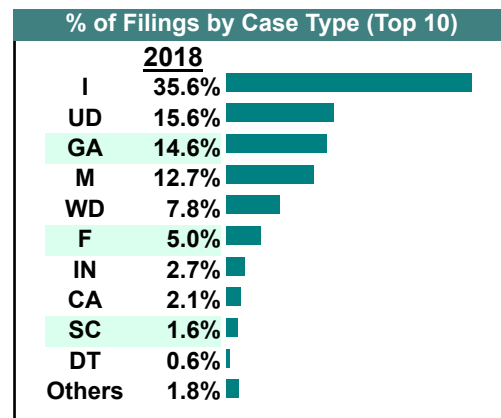
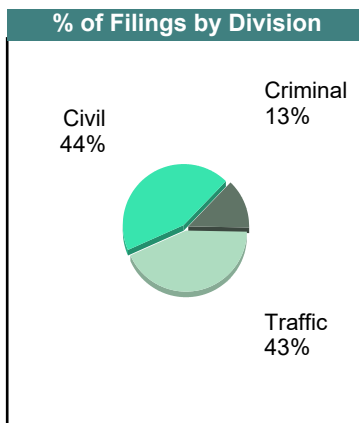
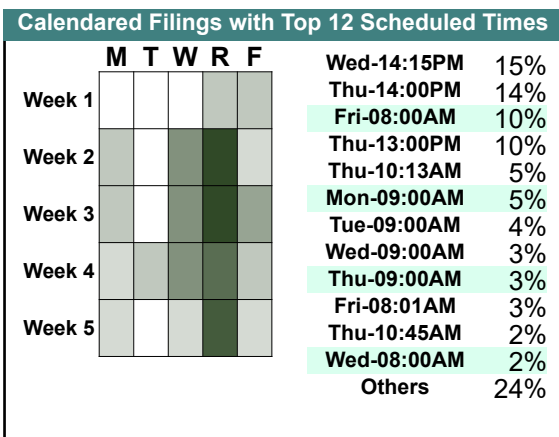
CASELOAD STATISTICS OF THE GENERAL DISTRICT COURTS

March 2018

Portsmouth

District: 3

		<u>Filings</u>	<u>Hearings</u>	<u>Transactions</u>	<u>Concluded</u>	<u>Cont</u>
<u>Criminal</u>						
Capias	CA	33	100	100	40	60
Civil Violation	CV	4	7	7	1	6
Felony	F	186	620	620	187	433
Misdemeanor	M	252	753	756	290	465
Show Cause	SC	2	10	10	4	6
Criminal Total		477	1,490	1,493	522	970
<u>Traffic</u>						
Capias	CA	41	88	88	34	54
Civil Violation	CV	2	10	10	2	8
Infraction	I	1,314	1,600	1,893	1,177	716
Misdemeanor	M	216	632	633	206	427
Other	O	0	3	3	2	1
Restricted O/L	RL	3	3	3	3	-
Show Cause	SC	15	44	44	14	30
Traffic Total		1,591	2,380	2,674	1,438	1,236
<u>Civil</u>						
Abstract	AJ	3	0	3	3	-
Admin License	AL	10	0	10	10	-
Bond Forfeiture	BF	5	3	5	2	3
Capias	CA	5	1	6	5	1
Counter Claim	CC	0	1	1	0	1
Detinue	DT	22	21	32	22	10
Garnishment	GA	538	88	610	522	88
Impoundment	IM	2	0	2	2	-
Interrogatory	IN	100	65	165	100	65
Motion for Judgment	MJ	16	15	21	20	1
Other	OT	4	0	4	4	-
Protective Order	PO	1	0	1	1	-
Prelim Prot Order	PP	13	13	23	10	13
Restricted O/L	RL	1	0	1	1	-
Show Cause	SC	43	16	56	40	16
Tenants Assertion	TA	1	1	1	0	1
Unlawful Detainer	UD	575	388	638	583	55
Warrant in Debt	WD	287	329	425	299	126
Civil Total		1,626	941	2,004	1,624	380
Portsmouth Totals		3,694	4,811	6,171	3,584	2,586



CASELOAD STATISTICS OF THE GENERAL DISTRICT COURTS

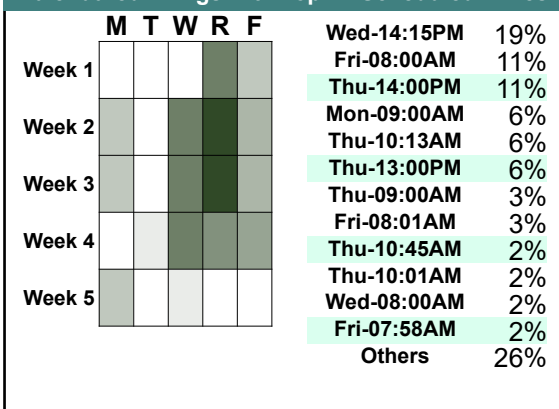
February 2018

Portsmouth

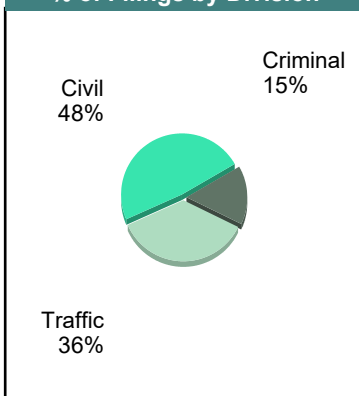
District: 3

		<u>Filings</u>	<u>Hearings</u>	<u>Transactions</u>	<u>Concluded</u>	<u>Cont</u>
<u>Criminal</u>						
Capias	CA	30	90	90	36	54
Civil Violation	CV	1	5	5	2	3
Felony	F	163	498	498	146	352
Misdemeanor	M	235	647	649	256	393
Show Cause	SC	2	9	9	4	5
Criminal Total		431	1,249	1,251	444	807
<u>Traffic</u>						
Capias	CA	32	66	66	25	41
Civil Violation	CV	5	14	14	4	10
Infraction	I	807	1,151	1,235	750	485
Misdemeanor	M	150	500	500	165	335
Restricted O/L	RL	1	1	1	1	-
Show Cause	SC	12	35	35	8	27
Traffic Total		1,007	1,767	1,851	953	898
<u>Civil</u>						
Admin License	AL	8	0	8	8	-
Bond Forfeiture	BF	8	6	12	6	6
Capias	CA	2	0	2	2	-
Detinue	DT	17	17	24	14	10
Garnishment	GA	307	52	351	299	52
Impoundment	IM	1	0	1	1	-
Interrogatory	IN	95	80	191	111	80
Motion for Judgment	MJ	11	11	13	11	2
Other	OT	1	0	1	1	-
Protective Order	PO	0	0	1	1	-
Prelim Prot Order	PP	12	15	31	16	15
Show Cause	SC	69	29	106	77	29
Unlawful Detainer	UD	476	412	550	499	51
Warrant in Debt	WD	342	384	472	318	154
Civil Total		1,349	1,006	1,763	1,364	399
Portsmouth Totals		2,787	4,022	4,865	2,761	2,104

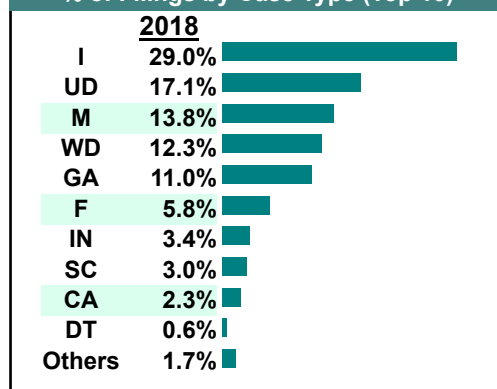
Calendared Filings with Top 12 Scheduled Times



% of Filings by Division



% of Filings by Case Type (Top 10)



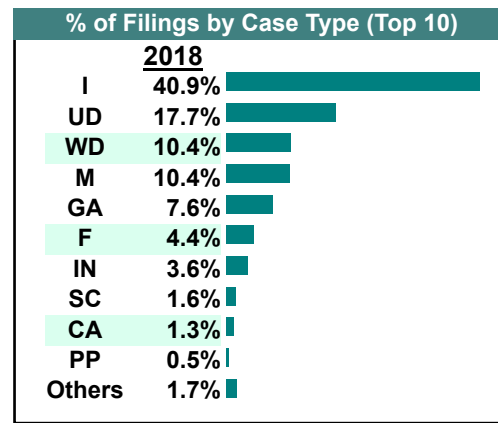
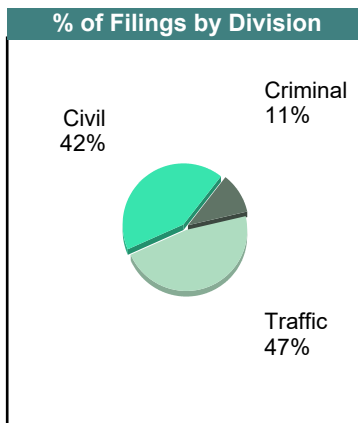
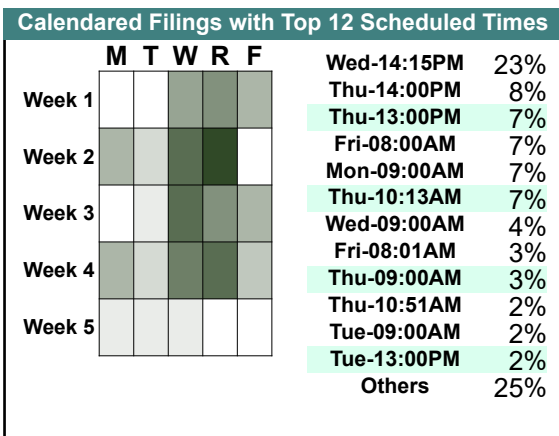
CASELOAD STATISTICS OF THE GENERAL DISTRICT COURTS

January 2018

Portsmouth

District: 3

		Filings	Hearings	Transactions	Concluded	Cont
<u>Criminal</u>						
Capias	CA	19	93	93	34	59
Civil Violation	CV	1	5	5	4	1
Felony	F	126	503	503	118	385
Misdemeanor	M	162	668	669	191	478
Show Cause	SC	2	7	7	1	6
Criminal Total		310	1,276	1,277	348	929
<u>Traffic</u>						
Capias	CA	17	57	57	20	37
Civil Violation	CV	3	15	15	1	14
Infraction	I	1,162	1,617	1,801	1,053	742
Misdemeanor	M	132	479	479	117	362
Other	O	1	1	1	1	-
Restricted O/L	RL	1	1	1	1	-
Show Cause	SC	14	33	33	7	26
Traffic Total		1,330	2,203	2,387	1,200	1,181
<u>Civil</u>						
Abstract	AJ	6	0	6	6	-
Admin License	AL	10	0	10	10	-
Bond Forfeiture	BF	3	5	6	1	5
Capias	CA	0	1	2	1	1
Counter Claim	CC	0	2	2	0	2
Detinue	DT	6	7	11	8	3
Garnishment	GA	215	111	323	212	111
Interrogatory	IN	101	89	156	67	89
Motion for Judgment	MJ	10	26	41	37	4
Other	OT	0	0	1	1	-
Protective Order	PO	4	2	5	3	2
Prelim Prot Order	PP	13	22	37	15	21
Restricted O/L	RL	1	1	1	0	-
Show Cause	SC	29	30	46	17	29
Tenants Assertion	TA	1	0	2	2	-
Unlawful Detainer	UD	503	611	763	494	269
Warrant in Debt	WD	296	436	540	302	238
Civil Total		1,198	1,343	1,952	1,176	774
Portsmouth Totals		2,838	4,822	5,616	2,724	2,884



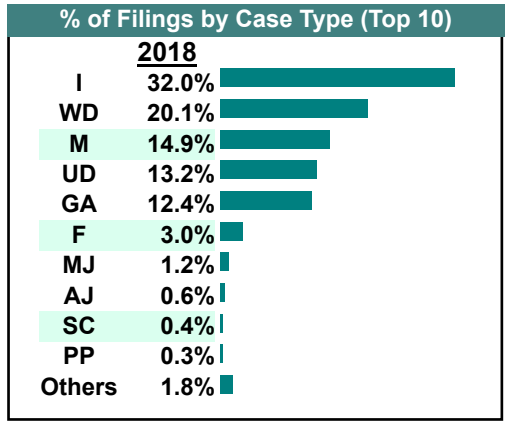
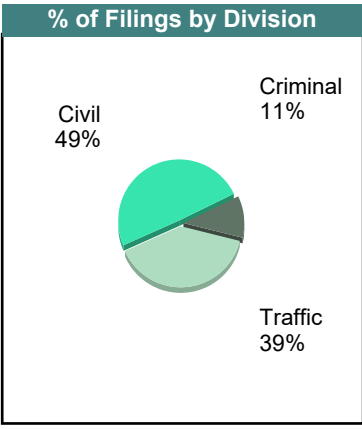
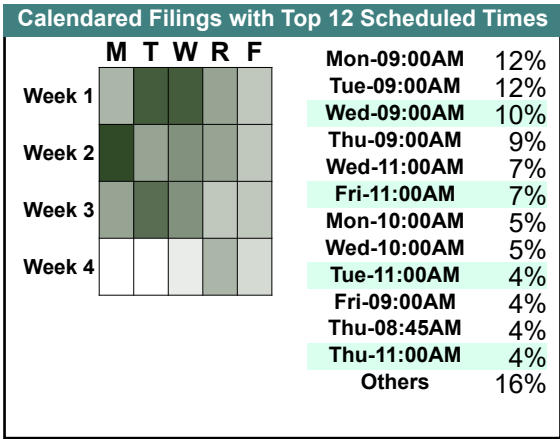
Filings by Court & Division

		<u>Portsmouth</u>	
C	Misdemeanor	3,154	8.8%
	Felony	1,760	4.9%
	Capias	456	1.3%
	Civil Violation	38	0.1%
	Show Cause	30	0.1%
	Total	5,438	15%
T	Infraction	11,384	31.9%
	Misdemeanor	2,122	5.9%
	Capias	338	0.9%
	Show Cause	168	0.5%
	Civil Violation	50	0.1%
	Restricted O/L	16	0.0%
	Other	4	0.0%
	Felony	2	0.0%
Total	14,084	39%	
V	Unlawful Detainer	5,866	16.4%
	Garnishment	3,744	10.5%
	Warrant in Debt	3,530	9.9%
	Interrogatory	1,100	3.1%
	Motion for Judgment	583	1.6%
	Show Cause	582	1.6%
	Prelim Prot Order	220	0.6%
	Detinue	185	0.5%
	Admin License	106	0.3%
	Bond Forfeiture	65	0.2%
	Abstract	56	0.2%
	Protective Order	49	0.1%
	Other	23	0.1%
	Tenants Assertion	19	0.1%
	Capias	12	0.0%
	Impoundment	12	0.0%
	Restricted O/L	6	0.0%
	Counter Claim	5	0.0%
	Distress Seizure	1	0.0%
Total	16,164	45%	
Total		35,686	100%

CASELOAD STATISTICS OF THE GENERAL DISTRICT COURTS

December 2018

		<u>Filings</u>	<u>Hearings</u>	<u>Transactions</u>	<u>Concluded</u>	<u>Cont</u>
<u>Criminal</u>						
Capias	CA	13	43	43	15	28
Civil Violation	CV	8	22	22	8	14
Felony	F	271	892	973	235	738
Misdemeanor	M	708	1,843	1,863	737	1,125
Show Cause	SC	10	29	29	15	13
Criminal Total		1,010	2,829	2,930	1,010	1,918
<u>Traffic</u>						
Capias	CA	8	26	26	15	11
Felony	F	2	24	24	12	12
Infraction	I	2,876	2,693	3,312	2,523	788
Misdemeanor	M	631	1,292	1,292	665	626
Other	O	8	8	8	5	3
Restricted O/L	RL	3	3	3	3	-
Show Cause	SC	7	12	12	8	4
Traffic Total		3,535	4,058	4,677	3,231	1,444
<u>Civil</u>						
Abstract	AJ	58	0	58	58	-
Admin License	AL	24	0	24	24	-
Bond Forfeiture	BF	27	20	35	20	15
Capias	CA	3	2	5	3	2
Counter Claim	CC	1	3	6	3	3
Detinue	DT	21	12	31	23	8
Garnishment	GA	1,118	280	1,299	1,019	280
Impoundment	IM	3	0	3	3	-
Interrogatory	IN	9	18	28	10	18
Motion for Judgment	MJ	110	99	140	102	38
Other	OT	15	16	66	51	15
Protective Order	PO	10	0	10	10	-
Prelim Prot Order	PP	31	15	49	34	15
Petition-Restore Arms	PR	0	0	1	1	-
Show Cause	SC	18	4	21	18	3
Tenants Assertion	TA	4	3	5	2	3
Third Party Claim	TH	1	1	1	0	1
Unlawful Detainer	UD	1,185	742	1,303	1,180	123
Warrant in Debt	WD	1,804	1,890	2,378	1,750	628
Civil Total		4,442	3,105	5,463	4,311	1,152
Norfolk Totals		8,987	9,992	13,070	8,552	4,514

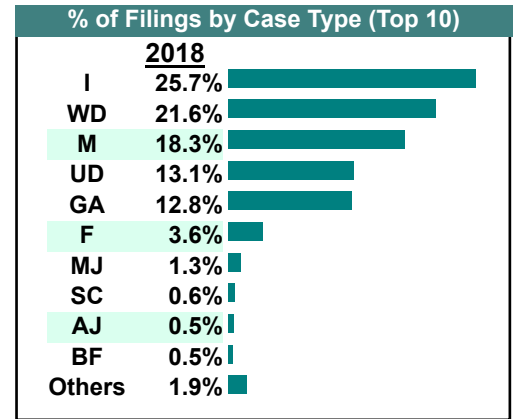
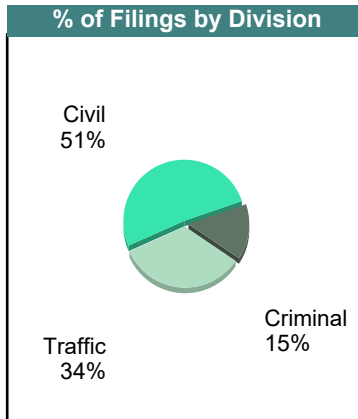
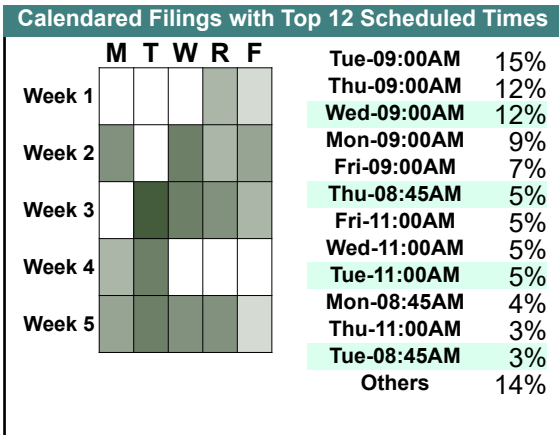


CASELOAD STATISTICS OF THE GENERAL DISTRICT COURTS

November 2018

District: 4

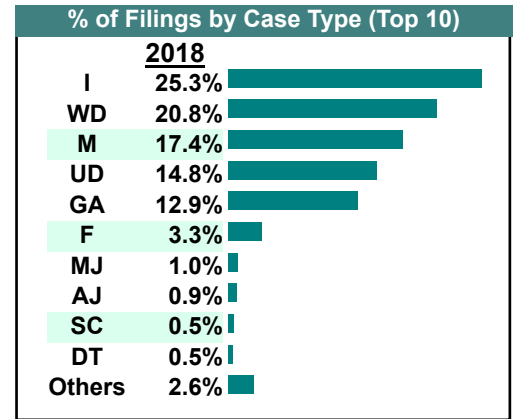
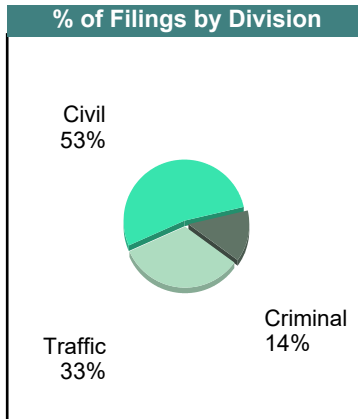
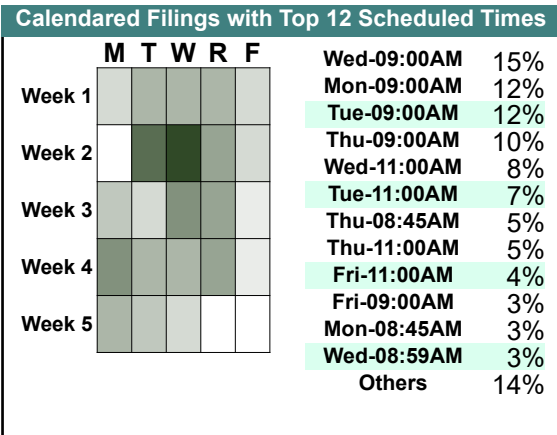
		<u>Filings</u>	<u>Hearings</u>	<u>Transactions</u>	<u>Concluded</u>	<u>Cont</u>
<u>Criminal</u>						
Capias	CA	16	48	48	23	25
Civil Violation	CV	6	20	20	6	14
Felony	F	314	956	1,068	329	739
Misdemeanor	M	937	2,248	2,278	1,021	1,257
Show Cause	SC	17	35	35	23	12
Criminal Total		1,290	3,307	3,449	1,402	2,047
<u>Traffic</u>						
Capias	CA	12	27	27	11	16
Felony	F	8	24	24	6	18
Infraction	I	2,273	2,288	2,917	2,379	535
Misdemeanor	M	681	1,488	1,488	723	762
Other	O	6	8	8	8	-
Restricted O/L	RL	6	7	7	6	-
Show Cause	SC	13	19	19	13	6
Traffic Total		2,999	3,861	4,490	3,146	1,337
<u>Civil</u>						
Abstract	AJ	48	0	48	48	-
Admin License	AL	22	0	22	22	-
Bond Forfeiture	BF	42	17	54	40	14
Counter Claim	CC	9	7	12	8	4
Detinue	DT	23	23	31	20	11
Garnishment	GA	1,133	234	1,302	1,068	234
Impoundment	IM	4	0	4	4	-
Interrogatory	IN	16	16	27	11	15
Motion for Judgment	MJ	115	93	145	110	35
Other	OT	5	0	6	6	-
Protective Order	PO	8	1	8	7	1
Prelim Prot Order	PP	30	15	55	40	15
Petition-Restore Arms	PR	1	0	1	1	-
Restricted O/L	RL	2	0	2	2	-
Show Cause	SC	26	8	34	31	3
Tenants Assertion	TA	2	2	5	3	2
Unlawful Detainer	UD	1,157	745	1,298	1,167	131
Warrant in Debt	WD	1,908	1,810	2,396	1,887	509
Civil Total		4,551	2,971	5,450	4,475	974
Norfolk Totals		8,840	10,139	13,389	9,023	4,358



CASELOAD STATISTICS OF THE GENERAL DISTRICT COURTS

October 2018

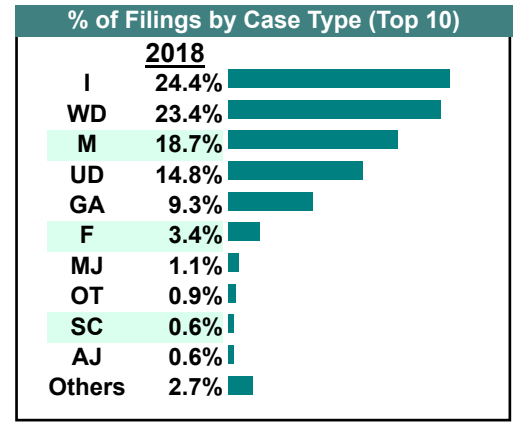
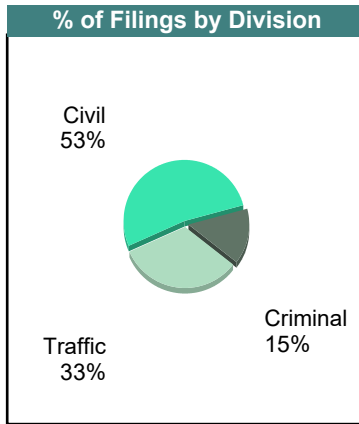
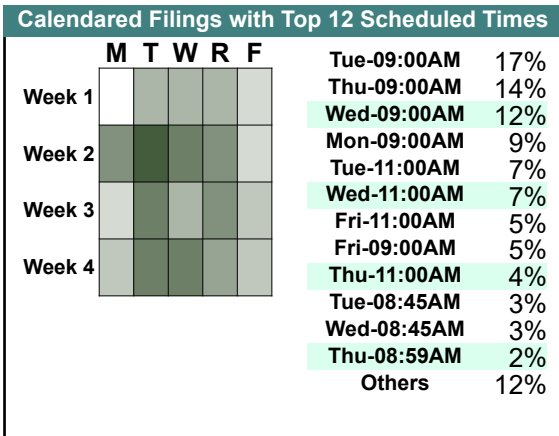
		<u>Filings</u>	<u>Hearings</u>	<u>Transactions</u>	<u>Concluded</u>	<u>Cont</u>
<u>Criminal</u>						
Capias	CA	30	65	65	36	29
Civil Violation	CV	9	43	44	11	33
Felony	F	295	1,024	1,133	363	770
Misdemeanor	M	902	2,283	2,295	970	1,322
Show Cause	SC	16	32	32	18	14
Criminal Total		1,252	3,447	3,569	1,398	2,168
<u>Traffic</u>						
Capias	CA	3	9	9	5	4
Felony	F	11	34	36	16	20
Infraction	I	2,329	2,303	3,096	2,489	605
Misdemeanor	M	702	1,525	1,525	725	799
Other	O	10	12	12	9	3
Restricted O/L	RL	9	9	9	9	-
Show Cause	SC	6	10	10	6	4
Traffic Total		3,070	3,902	4,697	3,259	1,435
<u>Civil</u>						
Abstract	AJ	81	0	81	81	-
Admin License	AL	30	0	30	30	-
Bond Forfeiture	BF	37	16	53	40	13
Capias	CA	1	1	2	1	1
Counter Claim	CC	8	9	15	7	8
Detinue	DT	45	32	66	53	13
Garnishment	GA	1,187	224	1,393	1,169	224
Impoundment	IM	4	0	4	4	-
Interrogatory	IN	15	17	29	12	17
Motion for Judgment	MJ	91	90	134	108	26
Other	OT	12	5	15	10	5
Protective Order	PO	23	0	23	23	-
Prelim Prot Order	PP	45	27	63	36	26
Petition-Restore Arms	PR	0	1	1	0	1
Show Cause	SC	25	16	28	22	6
Tenants Assertion	TA	4	2	5	3	2
Unlawful Detainer	UD	1,363	860	1,487	1,337	149
Warrant in Debt	WD	1,913	1,897	2,527	1,955	572
Civil Total		4,884	3,197	5,956	4,891	1,063
Norfolk Totals		9,206	10,546	14,222	9,548	4,666



CASELOAD STATISTICS OF THE GENERAL DISTRICT COURTS

September 2018

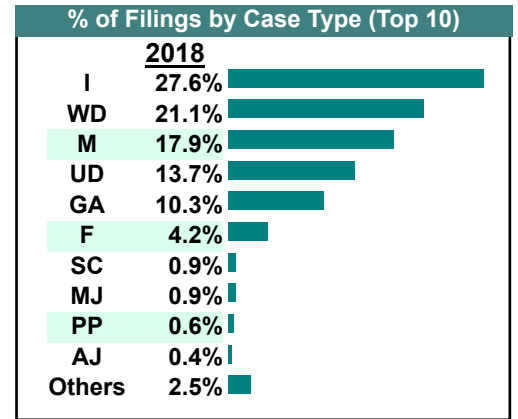
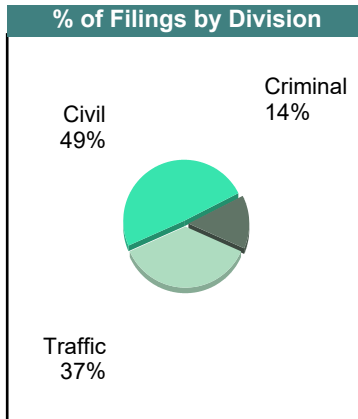
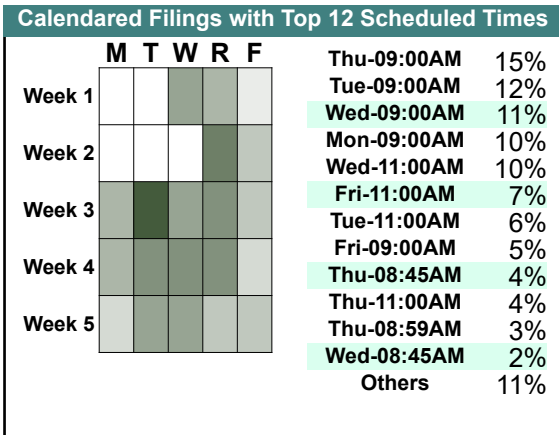
		<u>Filings</u>	<u>Hearings</u>	<u>Transactions</u>	<u>Concluded</u>	<u>Cont</u>
<u>Criminal</u>						
Capias	CA	19	61	61	20	41
Civil Violation	CV	16	34	35	11	24
Felony	F	281	915	1,035	271	764
Misdemeanor	M	889	2,093	2,118	685	1,433
Show Cause	SC	14	20	20	4	16
Criminal Total		1,219	3,123	3,269	991	2,278
<u>Traffic</u>						
Capias	CA	7	18	18	7	11
Civil Violation	CV	0	2	2	2	-
Felony	F	7	31	32	11	21
Infraction	I	2,039	1,996	2,659	1,859	800
Misdemeanor	M	670	1,401	1,401	580	821
Other	O	10	14	14	11	3
Restricted O/L	RL	7	7	7	7	-
Show Cause	SC	6	8	8	5	3
Traffic Total		2,746	3,477	4,141	2,482	1,659
<u>Civil</u>						
Abstract	AJ	47	0	48	48	-
Admin License	AL	29	0	29	29	-
Bond Forfeiture	BF	40	28	61	39	22
Capias	CA	1	1	1	0	1
Counter Claim	CC	8	13	20	8	12
Detinue	DT	24	32	46	19	27
Garnishment	GA	778	289	1,134	845	289
Impoundment	IM	10	0	10	10	-
Interrogatory	IN	9	10	34	24	10
Motion for Judgment	MJ	95	82	109	80	29
Overweight	OC	1	0	1	1	-
Other	OT	71	102	120	19	101
Protective Order	PO	12	0	12	12	-
Prelim Prot Order	PP	33	19	55	36	18
Petition-Restore Arms	PR	0	1	2	1	1
Show Cause	SC	33	10	47	40	7
Tenants Assertion	TA	1	2	2	0	2
Unlawful Detainer	UD	1,236	1,014	1,623	1,249	374
Warrant in Debt	WD	1,957	2,350	3,030	2,031	999
Civil Total		4,385	3,953	6,384	4,491	1,892
Norfolk Totals		8,350	10,553	13,794	7,964	5,829



CASELOAD STATISTICS OF THE GENERAL DISTRICT COURTS

August 2018

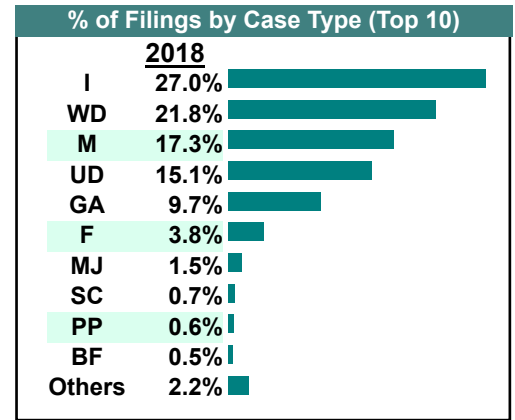
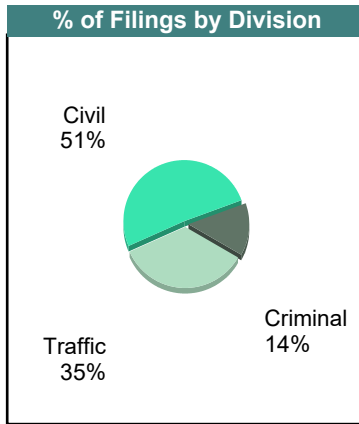
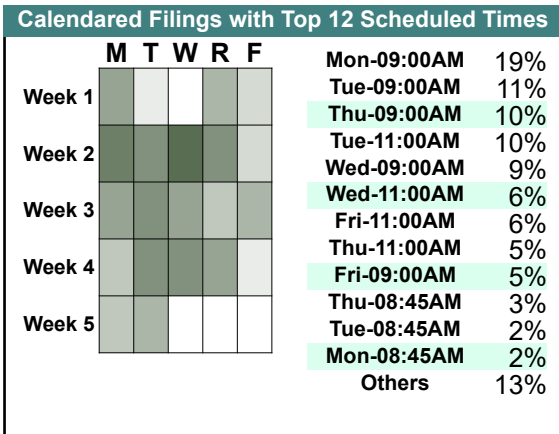
		Filings	Hearings	Transactions	Concluded	Cont
<u>Criminal</u>						
Capias	CA	26	62	62	22	40
Civil Violation	CV	9	29	30	9	21
Felony	F	346	965	1,122	314	808
Misdemeanor	M	798	1,895	1,914	767	1,147
Show Cause	SC	21	26	26	19	7
Criminal Total		1,200	2,977	3,154	1,131	2,023
<u>Traffic</u>						
Capias	CA	7	21	21	8	13
Felony	F	13	36	38	5	33
Infraction	I	2,346	2,113	2,874	2,280	594
Misdemeanor	M	721	1,408	1,408	637	771
Other	O	16	18	18	16	2
Restricted O/L	RL	6	8	8	6	2
Show Cause	SC	8	12	12	9	3
Traffic Total		3,117	3,616	4,379	2,961	1,418
<u>Civil</u>						
Abstract	AJ	37	0	37	37	-
Admin License	AL	30	1	30	29	-
Bond Forfeiture	BF	27	22	59	50	9
Capias	CA	1	0	1	1	-
Counter Claim	CC	7	8	13	7	6
Detinue	DT	15	12	31	21	10
Garnishment	GA	879	204	1,049	845	204
Impoundment	IM	7	0	7	7	-
Interrogatory	IN	28	24	46	22	24
Motion for Judgment	MJ	73	73	103	79	24
Other	OT	14	5	14	9	5
Protective Order	PO	14	0	14	14	-
Prelim Prot Order	PP	54	30	77	47	30
Petition-Restore Arms	PR	1	1	1	0	1
Show Cause	SC	45	15	48	40	8
Tenants Assertion	TA	1	3	4	2	2
Unlawful Detainer	UD	1,162	739	1,272	1,160	112
Warrant in Debt	WD	1,796	1,827	2,432	1,797	634
Civil Total		4,191	2,964	5,238	4,167	1,069
Norfolk Totals		8,508	9,557	12,771	8,259	4,510



CASELOAD STATISTICS OF THE GENERAL DISTRICT COURTS

July 2018

		<u>Filings</u>	<u>Hearings</u>	<u>Transactions</u>	<u>Concluded</u>	<u>Cont</u>
<u>Criminal</u>						
Capias	CA	18	49	49	16	33
Civil Violation	CV	6	29	29	13	16
Felony	F	320	1,011	1,130	350	780
Misdemeanor	M	852	2,177	2,197	901	1,296
Show Cause	SC	22	31	31	22	9
Criminal Total		1,218	3,297	3,436	1,302	2,134
<u>Traffic</u>						
Capias	CA	6	24	24	11	13
Felony	F	10	39	41	13	28
Infraction	I	2,365	2,000	2,789	2,198	591
Misdemeanor	M	667	1,251	1,251	574	677
Other	O	11	16	16	13	3
Restricted O/L	RL	4	4	4	4	-
Show Cause	SC	2	8	8	8	-
Traffic Total		3,065	3,342	4,133	2,821	1,312
<u>Civil</u>						
Abstract	AJ	21	0	21	21	-
Admin License	AL	32	0	32	32	-
Bond Forfeiture	BF	44	20	51	33	18
Capias	CA	1	0	1	1	-
Counter Claim	CC	6	5	8	5	3
Detinue	DT	38	41	65	40	25
Garnishment	GA	854	214	1,068	854	214
Impoundment	IM	4	0	4	4	-
Interrogatory	IN	14	12	32	20	12
Motion for Judgment	MJ	128	113	164	130	34
Other	OT	6	0	7	7	-
Protective Order	PO	20	0	21	21	-
Prelim Prot Order	PP	54	24	80	56	24
Petition-Restore Arms	PR	0	1	1	0	1
Restricted O/L	RL	1	0	1	1	-
Show Cause	SC	34	15	40	33	7
Tenants Assertion	TA	2	1	3	2	1
Third Party Claim	TH	1	1	1	1	-
Unlawful Detainer	UD	1,322	827	1,448	1,319	129
Warrant in Debt	WD	1,909	1,859	2,430	1,833	597
Civil Total		4,491	3,133	5,478	4,413	1,065
Norfolk Totals		8,774	9,772	13,047	8,536	4,511

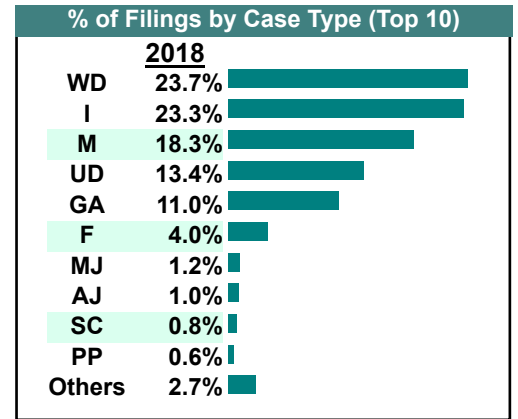
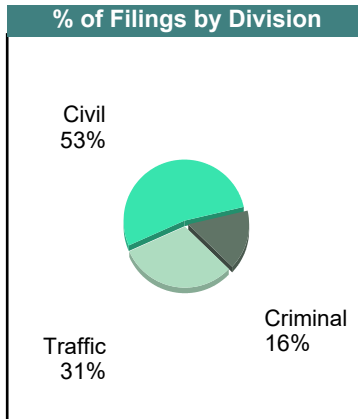
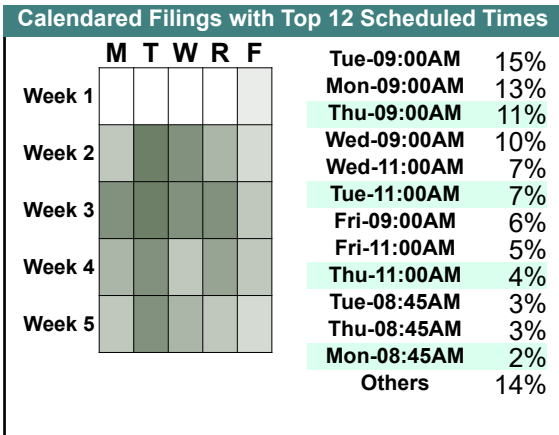


CASELOAD STATISTICS OF THE GENERAL DISTRICT COURTS

June 2018

District: 4

		<u>Filings</u>	<u>Hearings</u>	<u>Transactions</u>	<u>Concluded</u>	<u>Cont</u>
<u>Criminal</u>						
Capias	CA	29	65	65	30	35
Civil Violation	CV	9	38	38	9	29
Felony	F	295	961	1,049	299	750
Misdemeanor	M	862	2,208	2,231	969	1,262
Show Cause	SC	22	35	35	24	11
Criminal Total		1,217	3,307	3,418	1,331	2,087
<u>Traffic</u>						
Capias	CA	11	22	22	7	15
Civil Violation	CV	1	4	4	1	3
Felony	F	11	37	39	14	25
Infraction	I	1,801	1,660	2,268	1,828	440
Misdemeanor	M	555	1,192	1,192	563	629
Other	O	20	22	22	17	5
Restricted O/L	RL	6	6	6	6	-
Show Cause	SC	9	18	18	10	8
Traffic Total		2,414	2,961	3,571	2,446	1,125
<u>Civil</u>						
Abstract	AJ	81	0	81	81	-
Admin License	AL	23	0	23	23	-
Bond Forfeiture	BF	31	22	65	53	12
Counter Claim	CC	7	12	18	9	9
Detinue	DT	25	21	35	24	11
Garnishment	GA	848	198	1,041	843	198
Impoundment	IM	2	0	2	2	-
Interrogatory	IN	15	20	28	8	20
Motion for Judgment	MJ	92	77	129	101	28
Other	OT	4	1	6	5	1
Protective Order	PO	22	2	24	22	2
Prelim Prot Order	PP	43	19	68	49	19
Petition-Restore Arms	PR	1	1	2	1	1
Show Cause	SC	34	13	40	35	5
Tenants Assertion	TA	4	2	5	4	1
Unlawful Detainer	UD	1,037	646	1,141	1,025	116
Warrant in Debt	WD	1,837	1,836	2,445	1,902	543
Civil Total		4,106	2,870	5,153	4,187	966
Norfolk Totals		7,737	9,138	12,142	7,964	4,178

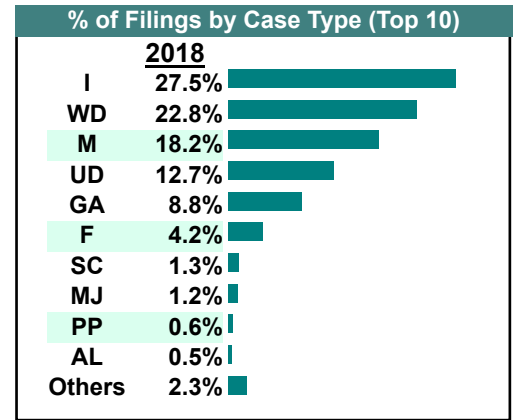
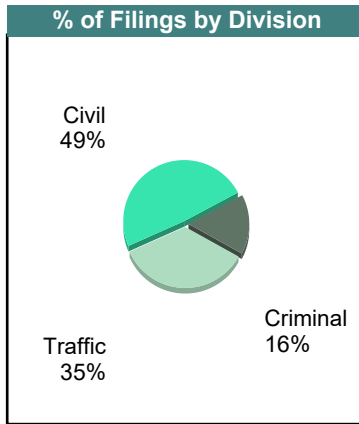
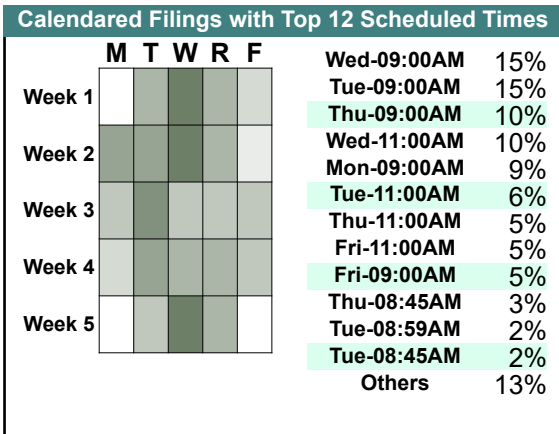


CASELOAD STATISTICS OF THE GENERAL DISTRICT COURTS

May 2018

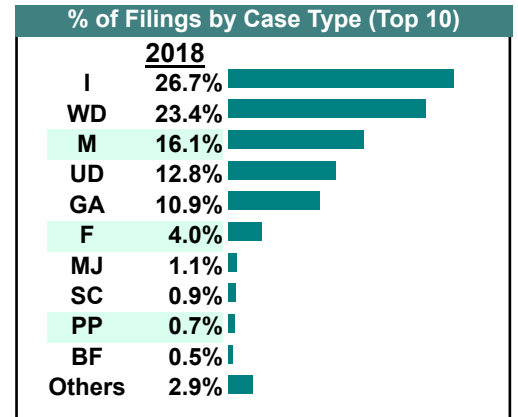
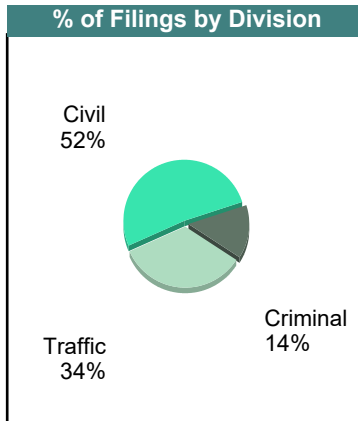
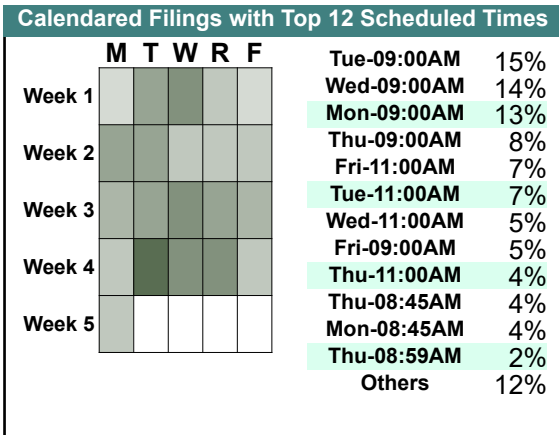
District: 4

		<u>Filings</u>	<u>Hearings</u>	<u>Transactions</u>	<u>Concluded</u>	<u>Cont</u>
<u>Criminal</u>						
Capias	CA	17	53	53	21	32
Civil Violation	CV	15	31	31	8	23
Felony	F	303	927	1,045	313	732
Misdemeanor	M	852	2,228	2,243	851	1,392
Show Cause	SC	25	37	37	21	16
Criminal Total		1,212	3,276	3,409	1,214	2,195
<u>Traffic</u>						
Capias	CA	10	22	22	11	11
Civil Violation	CV	1	2	2	1	1
Felony	F	14	37	37	11	26
Infraction	I	2,092	1,899	2,611	2,161	450
Misdemeanor	M	533	1,183	1,183	613	570
Other	O	13	14	14	13	1
Restricted O/L	RL	5	6	6	5	1
Show Cause	SC	21	29	29	18	11
Traffic Total		2,689	3,192	3,904	2,833	1,071
<u>Civil</u>						
Abstract	AJ	17	0	17	17	-
Admin License	AL	38	0	38	38	-
Bond Forfeiture	BF	32	27	63	47	16
Capias	CA	1	0	1	1	-
Counter Claim	CC	5	3	5	2	3
Detinue	DT	13	22	28	11	17
Garnishment	GA	672	172	896	724	162
Impoundment	IM	5	0	5	5	-
Interrogatory	IN	16	20	39	19	20
Motion for Judgment	MJ	91	78	118	93	25
Other	OT	8	4	51	47	4
Protective Order	PO	15	0	15	15	-
Prelim Prot Order	PP	44	27	76	49	27
Petition-Restore Arms	PR	1	2	2	0	2
Show Cause	SC	54	20	56	50	6
Tenants Assertion	TA	1	2	4	3	1
Third Party Claim	TH	0	0	2	2	-
Unlawful Detainer	UD	967	627	1,086	963	123
Warrant in Debt	WD	1,734	1,784	2,329	1,781	548
Civil Total		3,714	2,788	4,831	3,867	954
Norfolk Totals		7,615	9,256	12,144	7,914	4,220



April 2018

		Filings	Hearings	Transactions	Concluded	Cont
<u>Criminal</u>						
Capias	CA	28	61	61	25	36
Civil Violation	CV	9	33	33	14	19
Felony	F	303	881	1,004	302	702
Misdemeanor	M	712	1,909	1,918	736	1,182
Show Cause	SC	36	42	42	33	9
Criminal Total		1,088	2,926	3,058	1,110	1,948
<u>Traffic</u>						
Capias	CA	7	18	18	8	10
Felony	F	6	31	31	5	26
Infraction	I	2,069	1,808	2,571	2,113	458
Misdemeanor	M	537	1,167	1,167	525	642
Other	O	6	7	7	5	2
Restricted O/L	RL	18	18	18	18	-
Show Cause	SC	3	10	10	7	3
Traffic Total		2,646	3,059	3,822	2,681	1,141
<u>Civil</u>						
Abstract	AJ	35	0	35	35	-
Admin License	AL	37	0	37	37	-
Bond Forfeiture	BF	39	23	52	34	18
Capias	CA	2	0	3	3	-
Counter Claim	CC	6	7	8	3	5
Detinue	DT	35	32	48	34	14
Garnishment	GA	841	193	1,041	848	188
Impoundment	IM	2	0	2	2	-
Interrogatory	IN	18	21	42	21	21
Motion for Judgment	MJ	82	75	114	84	30
Other	OT	7	0	8	8	-
Protective Order	PO	11	0	11	11	-
Prelim Prot Order	PP	56	28	65	37	28
Show Cause	SC	31	14	36	29	7
Tenants Assertion	TA	4	4	5	4	1
Third Party Claim	TH	1	2	3	2	1
Unlawful Detainer	UD	990	577	1,099	1,022	77
Warrant in Debt	WD	1,814	1,768	2,386	1,764	622
Civil Total		4,011	2,744	4,995	3,978	1,012
Norfolk Totals		7,745	8,729	11,875	7,769	4,101

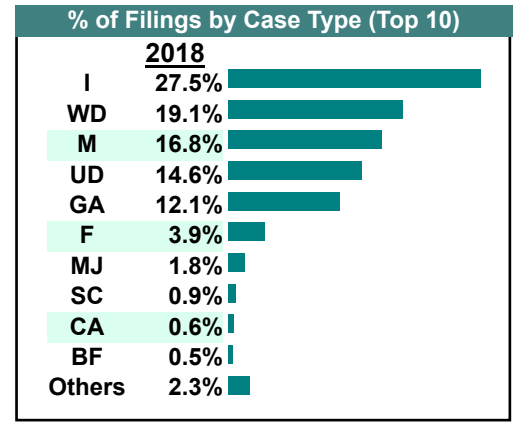
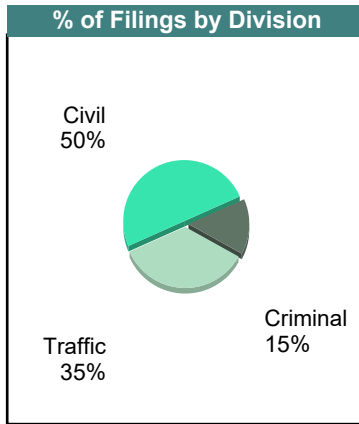
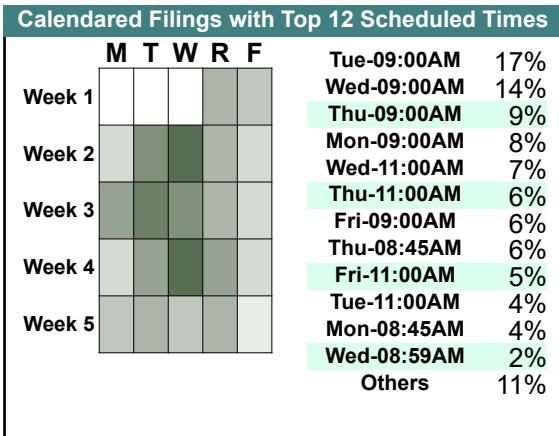


CASELOAD STATISTICS OF THE GENERAL DISTRICT COURTS

March 2018

District: 4

		<u>Filings</u>	<u>Hearings</u>	<u>Transactions</u>	<u>Concluded</u>	<u>Cont</u>
<u>Criminal</u>						
Capias	CA	34	65	65	21	44
Civil Violation	CV	13	41	41	13	28
Felony	F	327	1,040	1,188	426	762
Misdemeanor	M	813	2,389	2,403	932	1,471
Show Cause	SC	42	53	53	45	8
Criminal Total		1,229	3,588	3,750	1,437	2,313
<u>Traffic</u>						
Capias	CA	16	26	26	9	17
Civil Violation	CV	0	1	1	0	1
Felony	F	5	33	35	15	20
Infraction	I	2,318	2,182	3,050	2,432	618
Misdemeanor	M	601	1,423	1,423	691	732
Other	O	17	18	18	17	1
Restricted O/L	RL	3	3	3	3	-
Show Cause	SC	19	22	22	9	13
Traffic Total		2,979	3,708	4,578	3,176	1,402
<u>Civil</u>						
Abstract	AJ	24	1	24	23	1
Admin License	AL	32	0	32	32	-
Bond Forfeiture	BF	40	27	53	30	23
Capias	CA	2	1	2	1	1
Counter Claim	CC	3	4	7	5	2
Custody Relief	CR	0	0	1	1	-
Detinue	DT	28	23	45	28	17
Garnishment	GA	1,021	233	1,156	923	230
Impoundment	IM	3	0	3	3	-
Interrogatory	IN	11	11	25	14	11
Motion for Judgment	MJ	150	116	193	143	50
Other	OT	8	3	11	8	3
Protective Order	PO	15	1	15	14	1
Prelim Prot Order	PP	36	14	59	45	14
Show Cause	SC	13	5	13	12	1
Tenants Assertion	TA	1	1	3	2	1
Third Party Claim	TH	0	1	1	0	1
Unlawful Detainer	UD	1,227	624	1,370	1,244	126
Warrant in Debt	WD	1,607	1,753	2,339	1,678	661
Civil Total		4,221	2,818	5,352	4,206	1,143
Norfolk Totals		8,429	10,114	13,680	8,819	4,858

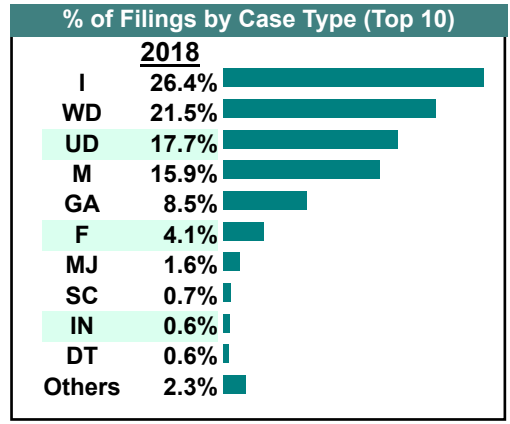
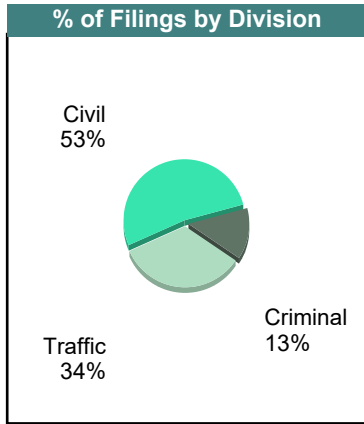
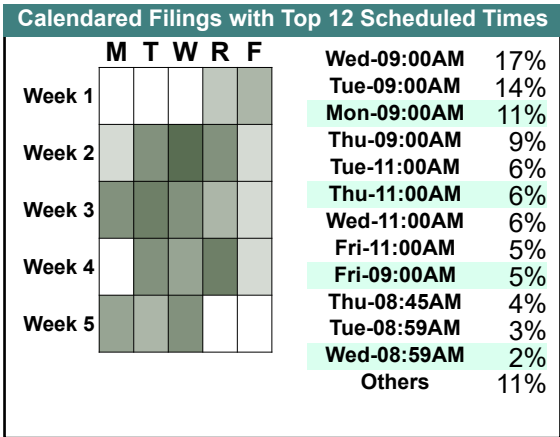


CASELOAD STATISTICS OF THE GENERAL DISTRICT COURTS

February 2018

District: 4

		<u>Filings</u>	<u>Hearings</u>	<u>Transactions</u>	<u>Concluded</u>	<u>Cont</u>
<u>Criminal</u>						
Capias	CA	13	32	32	14	18
Civil Violation	CV	8	33	33	14	19
Felony	F	307	1,049	1,170	336	834
Misdemeanor	M	672	2,162	2,173	780	1,393
Show Cause	SC	16	37	37	26	11
Criminal Total		1,016	3,313	3,445	1,170	2,275
<u>Traffic</u>						
Capias	CA	4	11	11	5	6
Civil Violation	CV	0	1	1	0	1
Felony	F	4	33	38	15	23
Infraction	I	1,994	2,075	2,838	2,323	515
Misdemeanor	M	524	1,216	1,216	612	604
Other	O	11	14	14	14	-
Restricted O/L	RL	10	10	10	10	-
Show Cause	SC	10	14	14	10	4
Traffic Total		2,557	3,374	4,142	2,989	1,153
<u>Civil</u>						
Abstract	AJ	13	0	13	13	-
Admin License	AL	28	0	28	28	-
Bond Forfeiture	BF	31	28	62	43	19
Counter Claim	CC	2	5	9	5	4
Custody Relief	CR	1	1	1	0	1
Detinue	DT	43	33	60	43	17
Garnishment	GA	642	151	802	651	151
Impoundment	IM	3	0	3	3	-
Interrogatory	IN	47	30	69	39	30
Motion for Judgment	MJ	124	99	149	123	26
Overweight	OC	0	0	1	1	-
Other	OT	10	1	18	18	-
Protective Order	PO	10	0	10	10	-
Prelim Prot Order	PP	28	16	47	31	16
Show Cause	SC	28	4	33	32	1
Tenants Assertion	TA	2	3	4	2	2
Unlawful Detainer	UD	1,334	884	1,485	1,340	145
Warrant in Debt	WD	1,623	1,732	2,301	1,714	587
Civil Total		3,969	2,987	5,095	4,096	999
Norfolk Totals		7,542	9,674	12,682	8,255	4,427

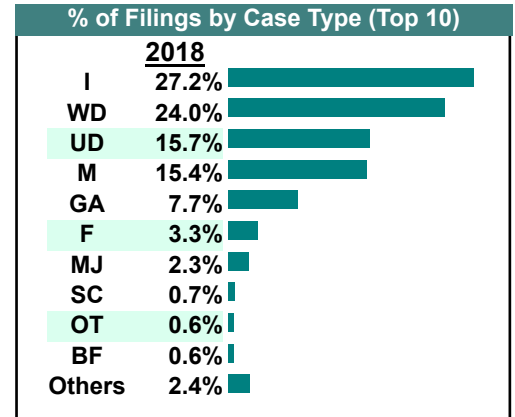
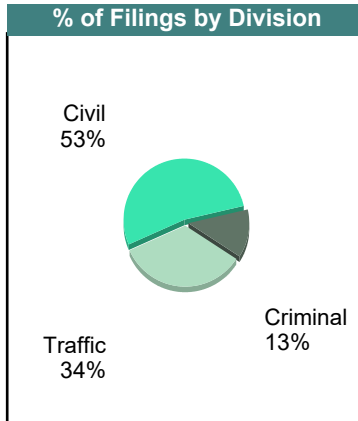
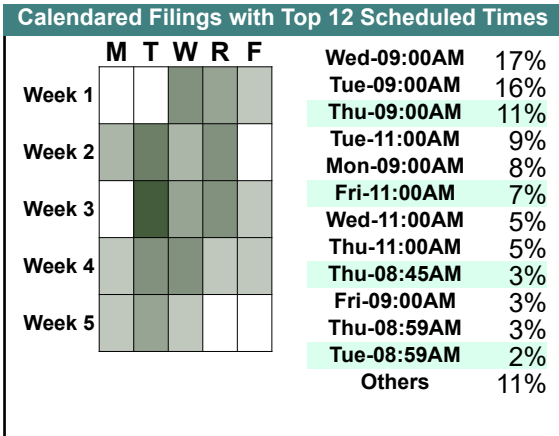


CASELOAD STATISTICS OF THE GENERAL DISTRICT COURTS

January 2018

District: 4

		<u>Filings</u>	<u>Hearings</u>	<u>Transactions</u>	<u>Concluded</u>	<u>Cont</u>
<u>Criminal</u>						
Capias	CA	18	40	40	12	28
Civil Violation	CV	7	37	37	14	23
Felony	F	263	1,017	1,083	237	846
Misdemeanor	M	745	2,077	2,088	585	1,503
Show Cause	SC	36	43	43	18	25
Criminal Total		1,069	3,214	3,291	866	2,425
<u>Traffic</u>						
Capias	CA	8	15	15	5	10
Civil Violation	CV	1	2	2	0	2
Felony	F	13	34	34	5	29
Infraction	I	2,252	2,019	2,783	1,844	939
Misdemeanor	M	528	1,219	1,219	408	811
Other	O	13	14	14	10	4
Restricted O/L	RL	5	6	6	5	1
Show Cause	SC	2	6	6	2	4
Traffic Total		2,822	3,315	4,079	2,279	1,800
<u>Civil</u>						
Abstract	AJ	28	0	28	28	-
Admin License	AL	28	0	28	28	-
Bond Forfeiture	BF	48	40	75	42	33
Counter Claim	CC	4	9	11	3	8
Custody Relief	CR	0	0	1	1	-
Detinue	DT	28	38	58	26	32
Garnishment	GA	636	416	1,038	622	416
Impoundment	IM	4	0	4	4	-
Interrogatory	IN	11	14	26	12	14
Motion for Judgment	MJ	193	331	397	184	213
Overweight	OC	1	0	1	1	-
Other	OT	52	43	74	31	43
Protective Order	PO	12	0	12	12	-
Prelim Prot Order	PP	22	23	48	25	23
Restricted O/L	RL	1	0	1	1	-
Show Cause	SC	24	23	39	23	16
Tenants Assertion	TA	5	6	7	1	6
Third Party Claim	TH	0	1	2	1	1
Unlawful Detainer	UD	1,301	1,153	1,752	1,285	467
Warrant in Debt	WD	1,989	2,584	3,181	1,999	1,182
Civil Total		4,387	4,681	6,783	4,329	2,454
Norfolk Totals		8,278	11,210	14,153	7,474	6,679



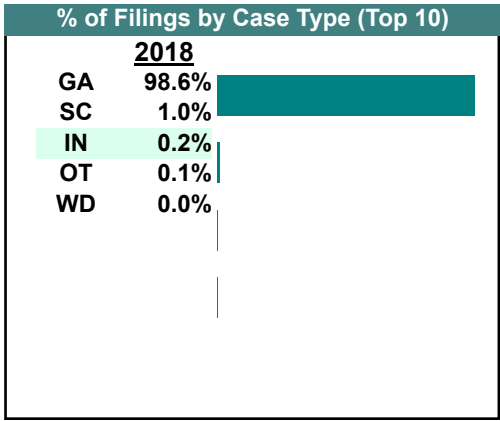
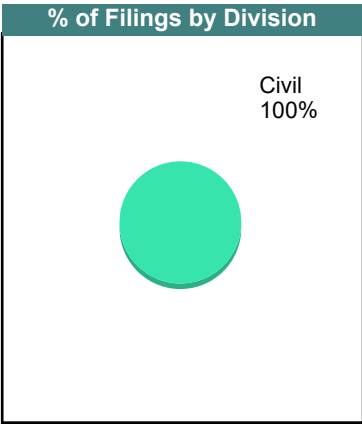
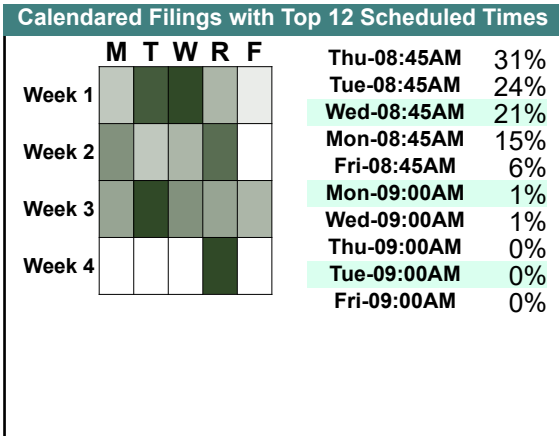
CASELOAD STATISTICS OF THE GENERAL DISTRICT COURTS

December 2018

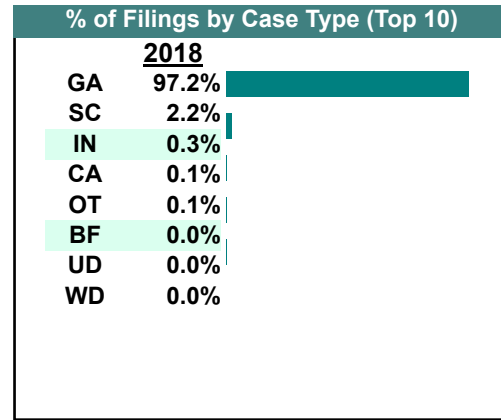
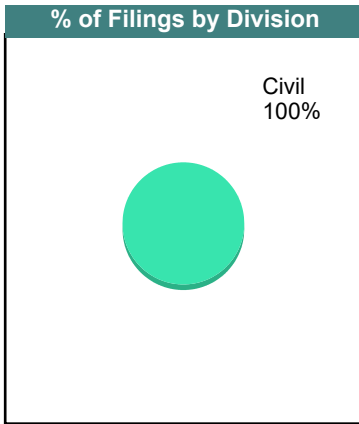
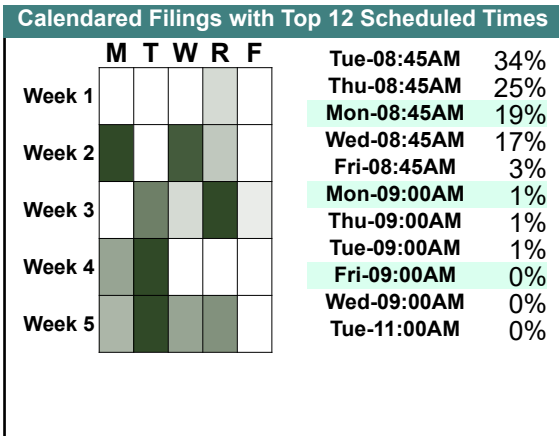
Norfolk-Civil

District: 4

		<u>Filings</u>	<u>Hearings</u>	<u>Transactions</u>	<u>Concluded</u>	<u>Cont</u>
<u>Civil</u>						
Garnishment	GA	790	194	908	714	194
Interrogatory	IN	2	3	7	4	3
Other	OT	1	2	2	0	2
Show Cause	SC	8	6	11	8	3
Warrant in Debt	WD	0	2	2	0	2
Civil Total		801	207	930	726	204
Norfolk-Civil Totals		801	207	930	726	204



		<u>Filings</u>	<u>Hearings</u>	<u>Transactions</u>	<u>Concluded</u>	<u>Cont</u>
<u>Civil</u>						
Bond Forfeiture	BF	0	0	1	1	-
Capias	CA	1	0	1	1	-
Garnishment	GA	649	137	766	629	137
Interrogatory	IN	2	3	7	4	3
Other	OT	1	1	2	1	1
Show Cause	SC	15	12	20	16	4
Unlawful Detainer	UD	0	0	4	4	-
Warrant in Debt	WD	0	2	3	1	2
Civil Total		668	155	804	657	147
Norfolk-Civil Totals		668	155	804	657	147



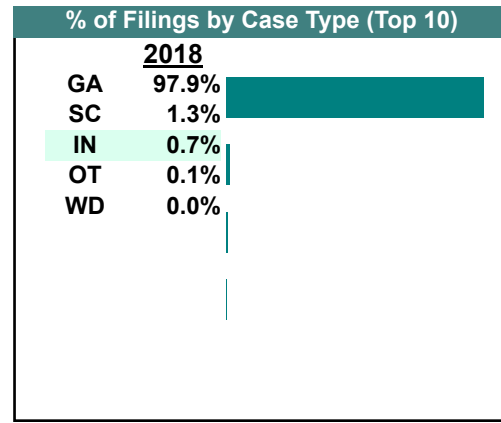
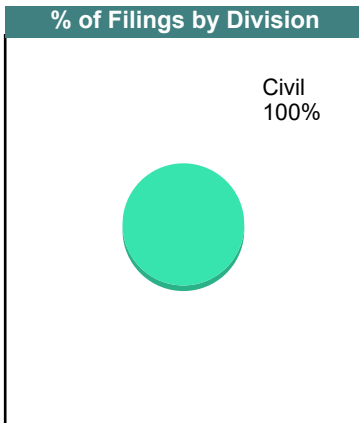
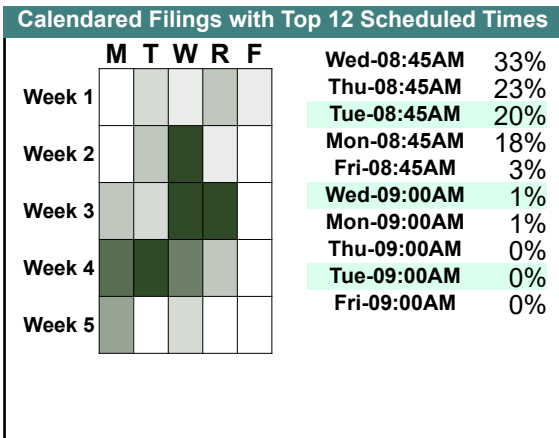
CASELOAD STATISTICS OF THE GENERAL DISTRICT COURTS

October 2018

Norfolk-Civil

District: 4

		<u>Filings</u>	<u>Hearings</u>	<u>Transactions</u>	<u>Concluded</u>	<u>Cont</u>
Civil						
Garnishment	GA	691	119	810	691	116
Interrogatory	IN	5	8	11	3	7
Other	OT	1	0	1	1	-
Show Cause	SC	9	6	13	11	2
Warrant in Debt	WD	0	2	3	1	2
Civil Total		706	135	838	707	127
Norfolk-Civil Totals		706	135	838	707	127



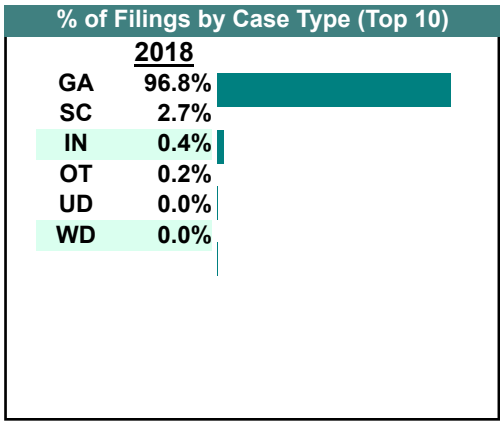

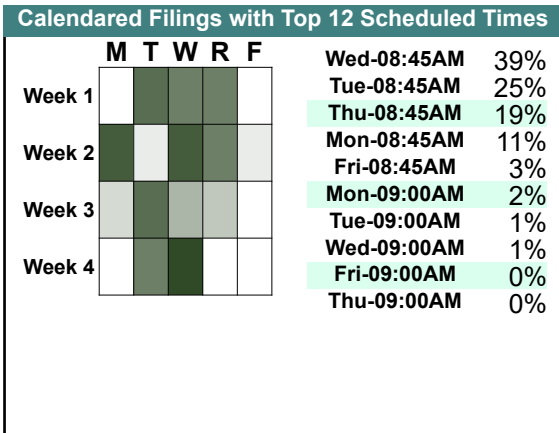
CASELOAD STATISTICS OF THE GENERAL DISTRICT COURTS

September 2018

Norfolk-Civil

District: 4

		<u>Filings</u>	<u>Hearings</u>	<u>Transactions</u>	<u>Concluded</u>	<u>Cont</u>
<u>Civil</u>						
Garnishment	GA	537	247	797	550	244
Interrogatory	IN	2	3	7	4	3
Other	OT	1	0	1	1	-
Show Cause	SC	15	13	23	15	8
Unlawful Detainer	UD	0	3	3	0	3
Warrant in Debt	WD	0	8	9	3	6
Civil Total		555	274	840	573	264
Norfolk-Civil Totals		555	274	840	573	264



CASELOAD STATISTICS OF THE GENERAL DISTRICT COURTS

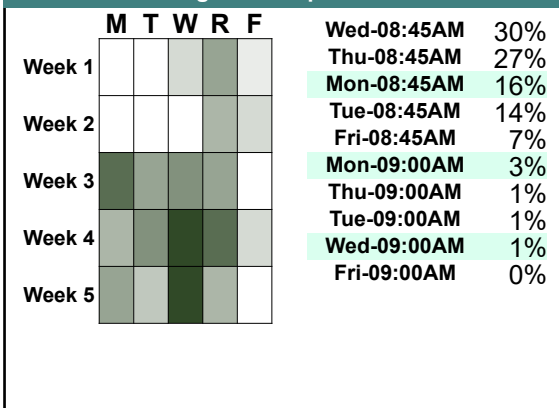
August 2018

Norfolk-Civil

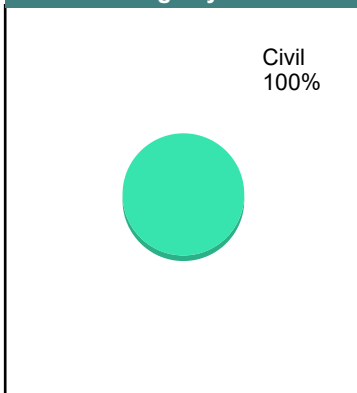
District: 4

		<u>Filings</u>	<u>Hearings</u>	<u>Transactions</u>	<u>Concluded</u>	<u>Cont</u>
<u>Civil</u>						
Garnishment	GA	655	128	791	663	127
Interrogatory	IN	7	8	10	2	8
Other	OT	1	0	1	1	-
Show Cause	SC	26	8	30	23	7
Warrant in Debt	WD	0	7	7	2	5
Civil Total		689	151	839	691	147
Norfolk-Civil Totals		689	151	839	691	147

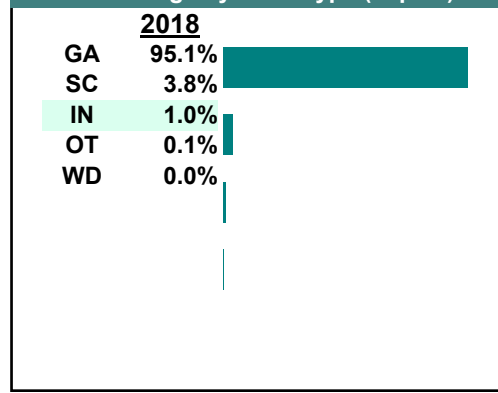
Calendared Filings with Top 12 Scheduled Times



% of Filings by Division



% of Filings by Case Type (Top 10)



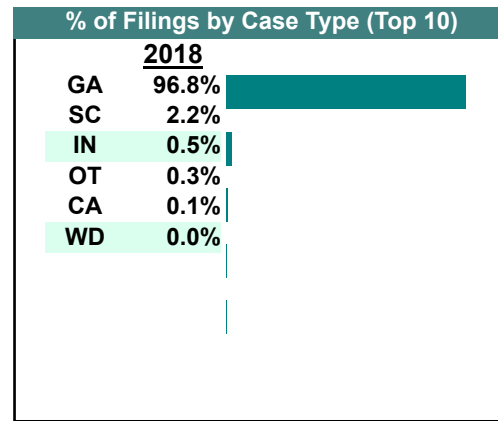

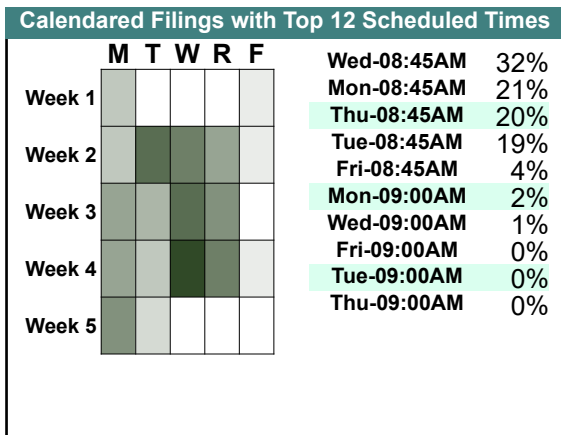
CASELOAD STATISTICS OF THE GENERAL DISTRICT COURTS

July 2018

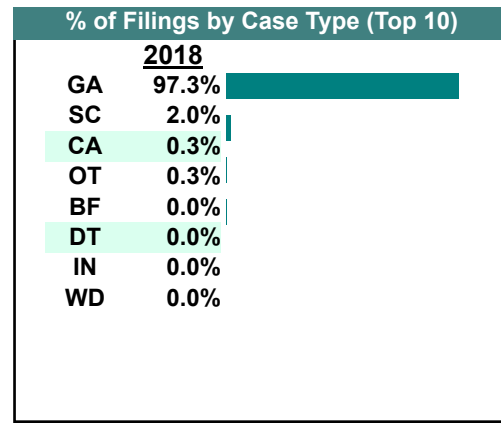
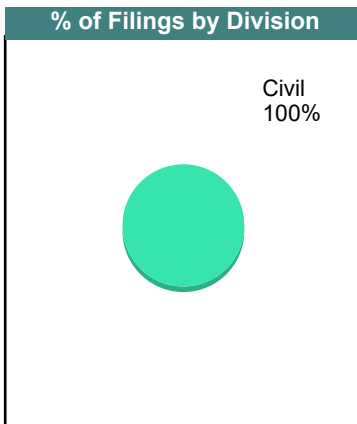
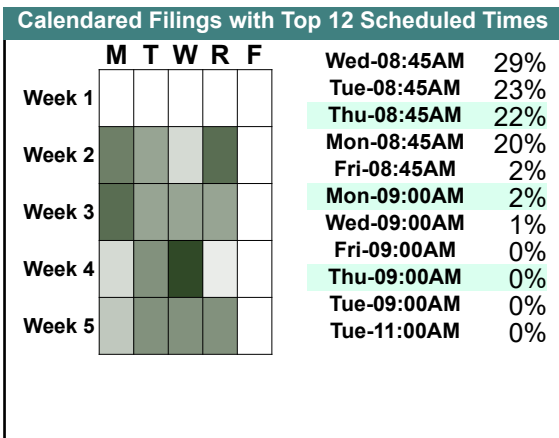
Norfolk-Civil

District: 4

		<u>Filings</u>	<u>Hearings</u>	<u>Transactions</u>	<u>Concluded</u>	<u>Cont</u>
<u>Civil</u>						
Capias	CA	1	0	1	1	-
Garnishment	GA	734	156	881	725	153
Interrogatory	IN	4	3	12	9	3
Other	OT	2	1	3	2	1
Show Cause	SC	17	7	18	15	2
Warrant in Debt	WD	0	3	4	1	3
Civil Total		758	170	919	753	162
Norfolk-Civil Totals		758	170	919	753	162

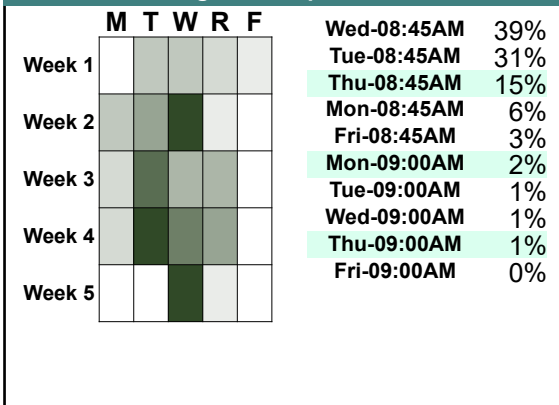


		<u>Filings</u>	<u>Hearings</u>	<u>Transactions</u>	<u>Concluded</u>	<u>Cont</u>
<u>Civil</u>						
Bond Forfeiture	BF	0	0	24	24	-
Capias	CA	2	0	2	2	-
Detinue	DT	0	0	1	1	-
Garnishment	GA	622	140	777	637	139
Interrogatory	IN	0	4	6	2	4
Other	OT	2	0	2	2	-
Show Cause	SC	13	7	19	17	2
Warrant in Debt	WD	0	0	2	2	-
Civil Total		639	151	833	687	145
Norfolk-Civil Totals		639	151	833	687	145

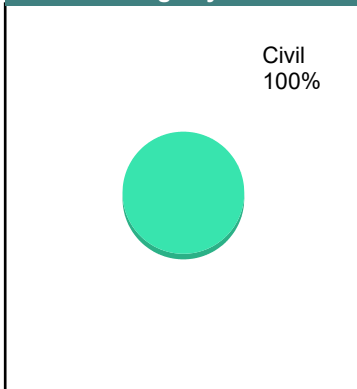


		<u>Filings</u>	<u>Hearings</u>	<u>Transactions</u>	<u>Concluded</u>	<u>Cont</u>
Civil						
Capias	CA	2	0	2	2	-
Garnishment	GA	785	189	956	767	181
Interrogatory	IN	3	6	16	10	6
Other	OT	2	1	3	2	1
Show Cause	SC	31	11	34	29	5
Unlawful Detainer	UD	0	1	1	1	-
Warrant in Debt	WD	0	6	7	3	4
Civil Total		823	214	1,019	814	197
Norfolk-Civil Totals		823	214	1,019	814	197

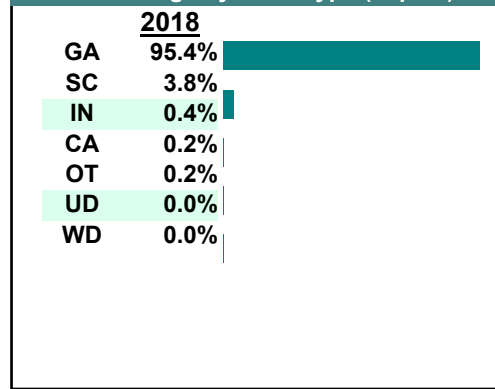
Calendared Filings with Top 12 Scheduled Times



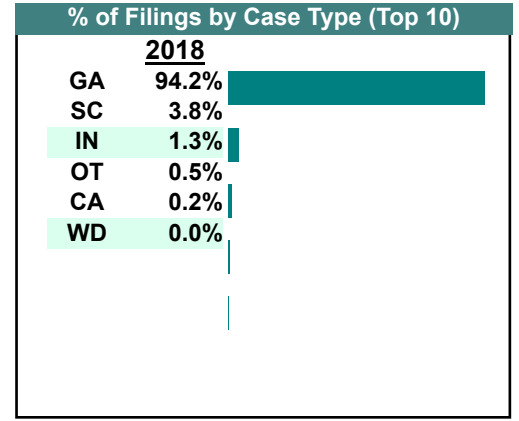
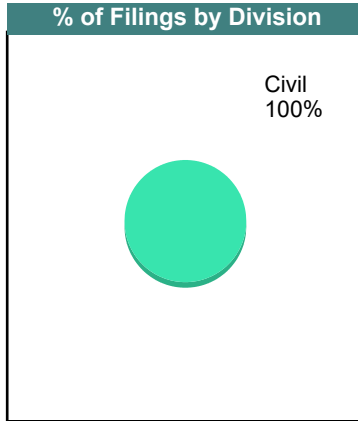
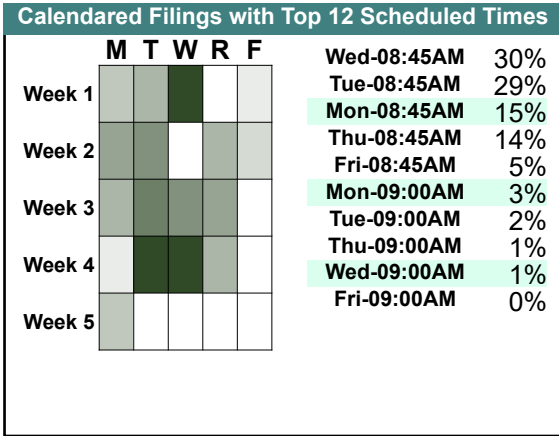
% of Filings by Division



% of Filings by Case Type (Top 10)



		<u>Filings</u>	<u>Hearings</u>	<u>Transactions</u>	<u>Concluded</u>	<u>Cont</u>
<u>Civil</u>						
Capias	CA	1	0	1	1	-
Garnishment	GA	588	125	773	648	121
Interrogatory	IN	8	8	17	9	8
Other	OT	3	0	3	3	-
Show Cause	SC	24	8	28	23	4
Warrant in Debt	WD	0	8	10	7	3
Civil Total		624	149	832	691	136
Norfolk-Civil Totals		624	149	832	691	136



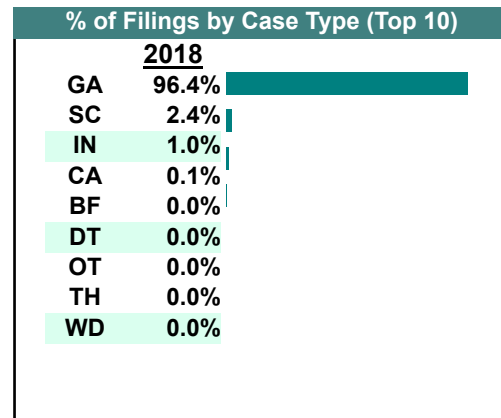
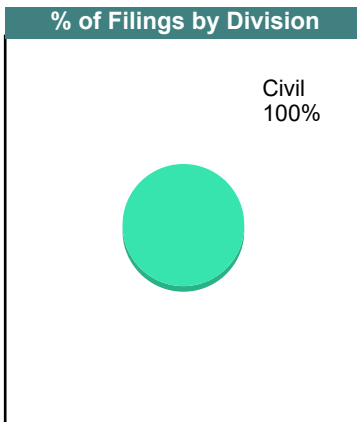
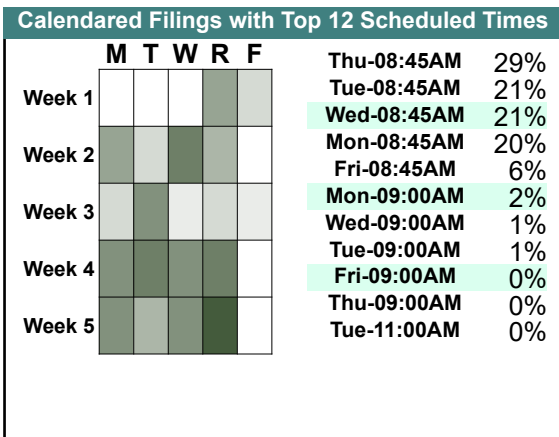
CASELOAD STATISTICS OF THE GENERAL DISTRICT COURTS

March 2018

Norfolk-Civil

District: 4

		<u>Filings</u>	<u>Hearings</u>	<u>Transactions</u>	<u>Concluded</u>	<u>Cont</u>
<u>Civil</u>						
Bond Forfeiture	BF	0	0	2	2	-
Capias	CA	1	0	1	1	-
Detinue	DT	0	0	1	1	-
Garnishment	GA	923	196	1,063	867	194
Interrogatory	IN	10	14	23	9	14
Other	OT	0	0	1	1	-
Show Cause	SC	23	7	26	22	4
Third Party Claim	TH	0	0	1	1	-
Warrant in Debt	WD	0	3	7	6	1
Civil Total		957	220	1,125	910	213
Norfolk-Civil Totals		957	220	1,125	910	213



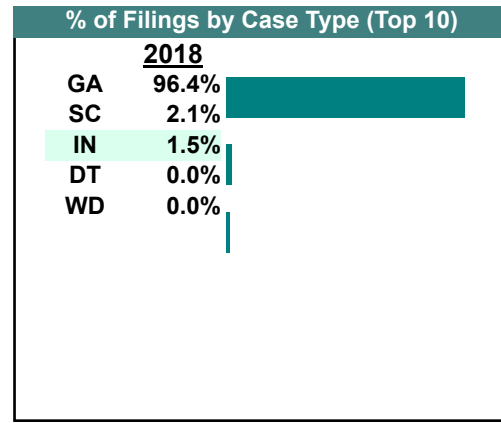
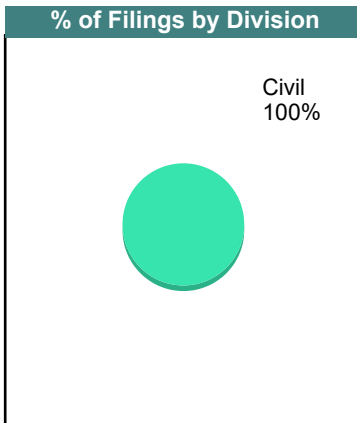
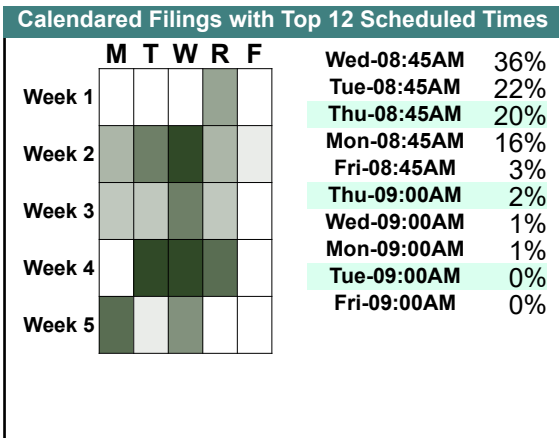
CASELOAD STATISTICS OF THE GENERAL DISTRICT COURTS

February 2018

Norfolk-Civil

District: 4

		<u>Filings</u>	<u>Hearings</u>	<u>Transactions</u>	<u>Concluded</u>	<u>Cont</u>
Civil						
Detinue	DT	0	0	2	2	-
Garnishment	GA	638	138	820	682	137
Interrogatory	IN	10	12	22	10	11
Show Cause	SC	14	3	15	14	1
Warrant in Debt	WD	0	8	11	7	4
Civil Total		662	161	870	715	153
Norfolk-Civil Totals		662	161	870	715	153



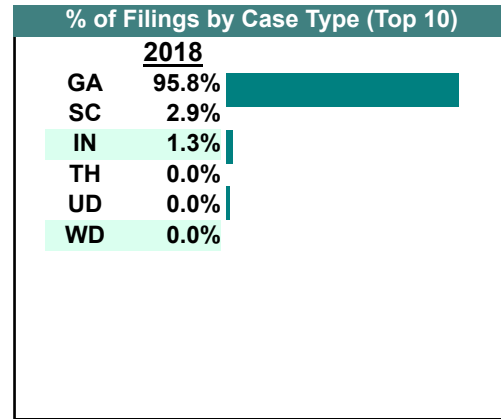

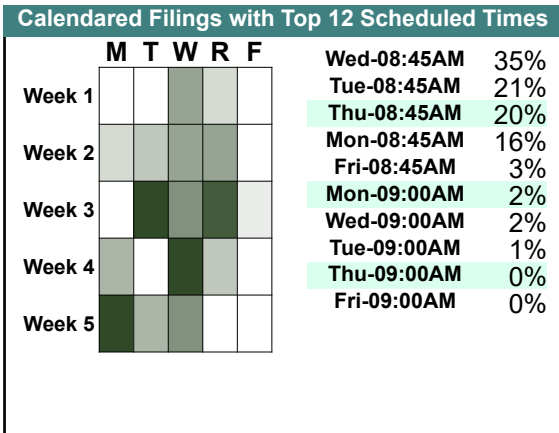
CASELOAD STATISTICS OF THE GENERAL DISTRICT COURTS

January 2018

Norfolk-Civil

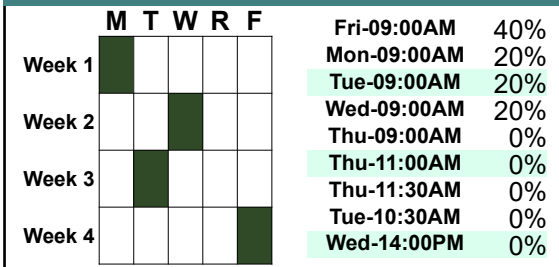
District: 4

		<u>Filings</u>	<u>Hearings</u>	<u>Transactions</u>	<u>Concluded</u>	<u>Cont</u>
Civil						
Garnishment	GA	802	350	1,168	818	347
Interrogatory	IN	11	16	26	10	16
Show Cause	SC	24	21	38	23	12
Third Party Claim	TH	0	1	1	0	1
Unlawful Detainer	UD	0	2	2	1	1
Warrant in Debt	WD	0	13	18	8	10
Civil Total		837	403	1,253	860	387
Norfolk-Civil Totals		837	403	1,253	860	387

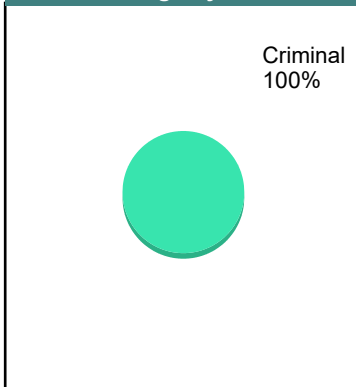


		<u>Filings</u>	<u>Hearings</u>	<u>Transactions</u>	<u>Concluded</u>	<u>Cont</u>
<u>Criminal</u>						
Capias	CA	2	19	19	12	7
Felony	F	1	3	4	1	3
Misdemeanor	M	2	22	22	2	20
Criminal Total		5	44	45	15	30
Norfolk-Criminal Totals		5	44	45	15	30

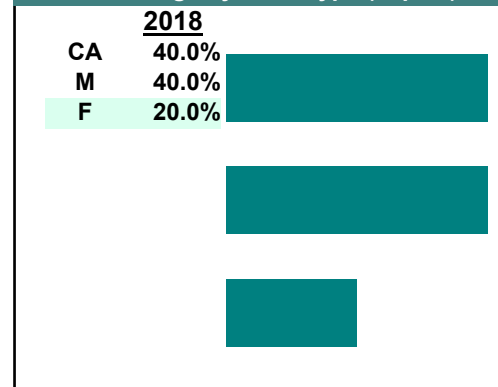
Calendared Filings with Top 12 Scheduled Times



% of Filings by Division

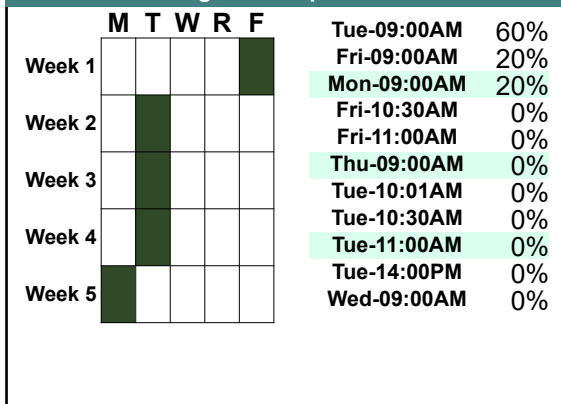


% of Filings by Case Type (Top 10)

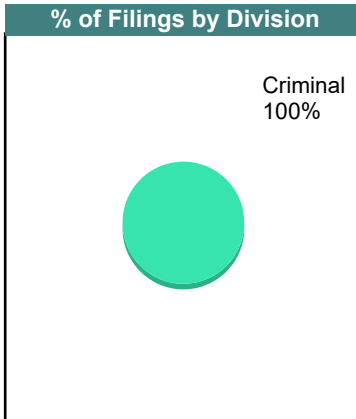


		<u>Filings</u>	<u>Hearings</u>	<u>Transactions</u>	<u>Concluded</u>	<u>Cont</u>
<u>Criminal</u>						
Capias	CA	3	14	14	5	9
Felony	F	0	3	4	2	2
Misdemeanor	M	1	8	9	5	3
Show Cause	SC	1	3	3	3	-
Criminal Total		5	28	30	15	14
Norfolk-Criminal Totals		5	28	30	15	14

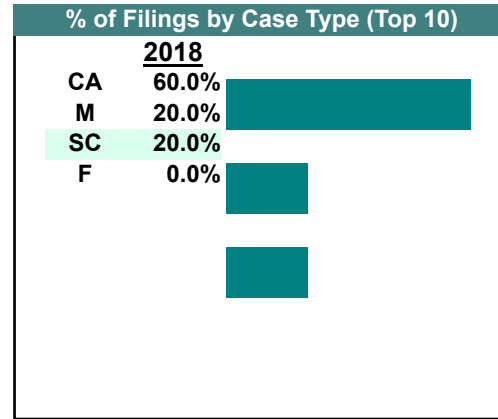
Calendared Filings with Top 12 Scheduled Times



% of Filings by Division

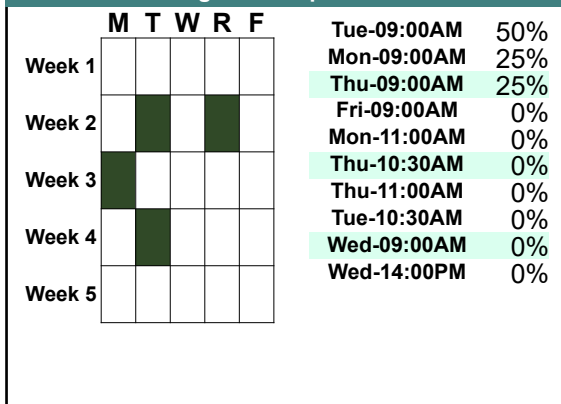


% of Filings by Case Type (Top 10)

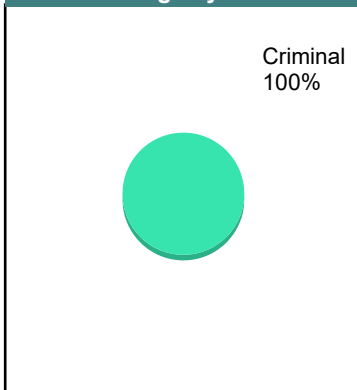


		<u>Filings</u>	<u>Hearings</u>	<u>Transactions</u>	<u>Concluded</u>	<u>Cont</u>
<u>Criminal</u>						
Capias	CA	3	24	24	4	20
Felony	F	0	5	5	1	4
Misdemeanor	M	1	15	15	12	3
Show Cause	SC	0	4	4	1	3
Criminal Total		4	48	48	18	30
Norfolk-Criminal Totals		4	48	48	18	30

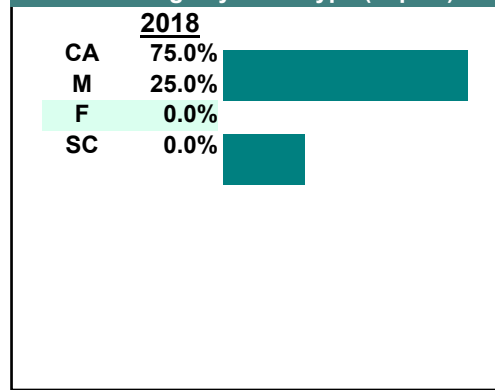
Calendared Filings with Top 12 Scheduled Times



% of Filings by Division

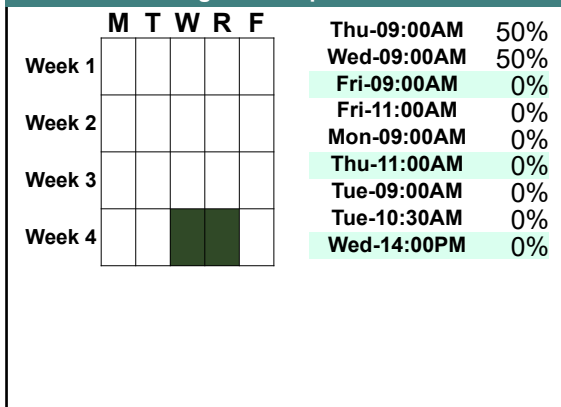


% of Filings by Case Type (Top 10)

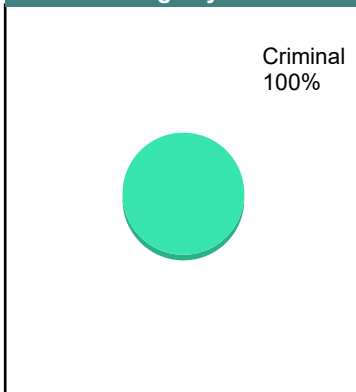


		<u>Filings</u>	<u>Hearings</u>	<u>Transactions</u>	<u>Concluded</u>	<u>Cont</u>
<u>Criminal</u>						
Capias	CA	2	15	15	2	13
Felony	F	0	4	4	0	4
Misdemeanor	M	0	27	27	12	15
Show Cause	SC	0	2	2	0	2
Criminal Total		2	48	48	14	34
Norfolk-Criminal Totals		2	48	48	14	34

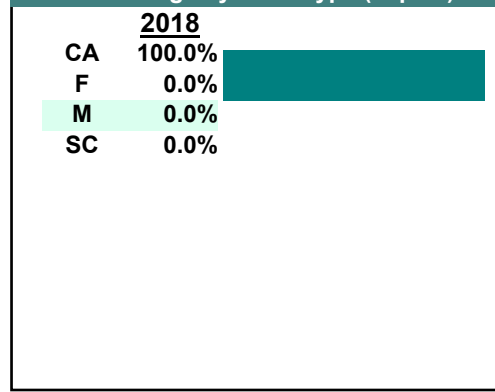
Calendared Filings with Top 12 Scheduled Times



% of Filings by Division

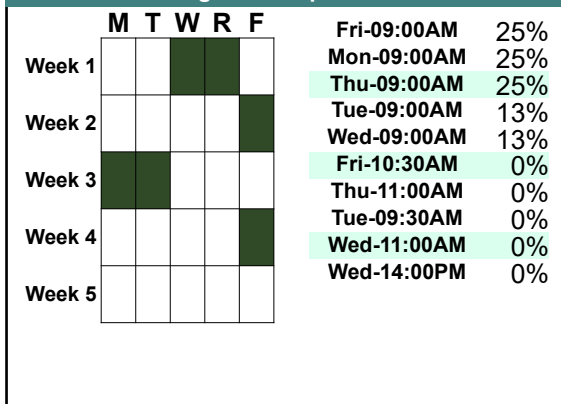


% of Filings by Case Type (Top 10)

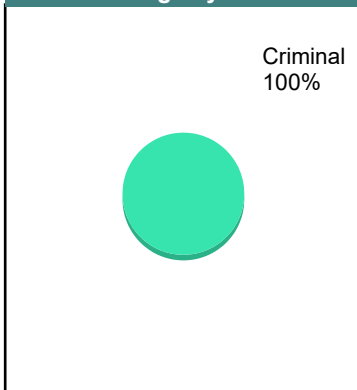


		<u>Filings</u>	<u>Hearings</u>	<u>Transactions</u>	<u>Concluded</u>	<u>Cont</u>
<u>Criminal</u>						
Capias	CA	5	49	49	27	22
Felony	F	0	2	2	0	2
Misdemeanor	M	2	27	27	12	15
Show Cause	SC	1	2	2	1	1
Criminal Total		8	80	80	40	40
Norfolk-Criminal Totals		8	80	80	40	40

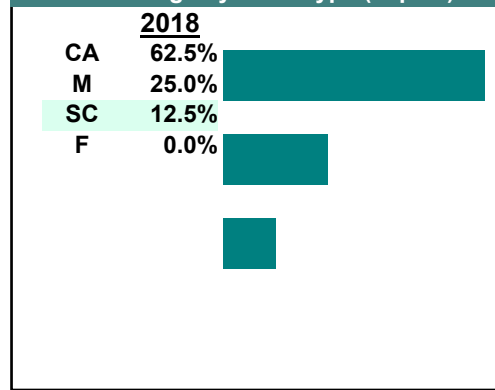
Calendared Filings with Top 12 Scheduled Times



% of Filings by Division

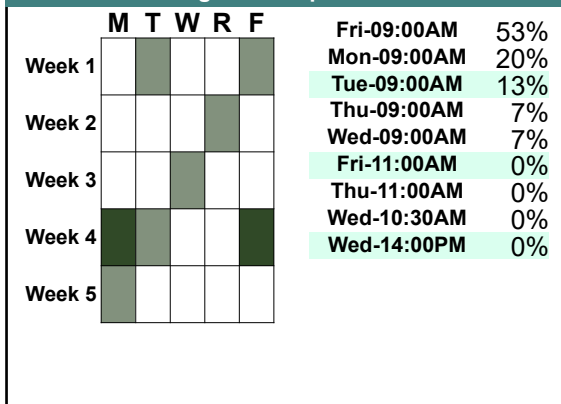


% of Filings by Case Type (Top 10)

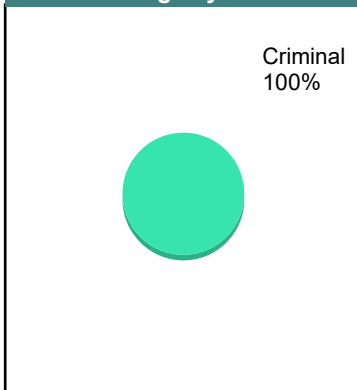


		<u>Filings</u>	<u>Hearings</u>	<u>Transactions</u>	<u>Concluded</u>	<u>Cont</u>
<u>Criminal</u>						
Capias	CA	11	24	24	6	18
Felony	F	0	2	2	1	1
Misdemeanor	M	2	21	21	13	8
Show Cause	SC	2	3	3	1	2
Criminal Total		15	50	50	21	29
Norfolk-Criminal Totals		15	50	50	21	29

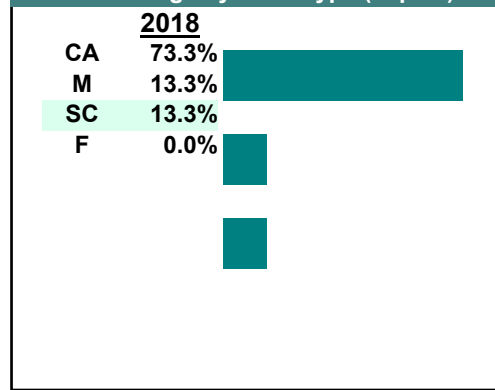
Calendared Filings with Top 12 Scheduled Times



% of Filings by Division

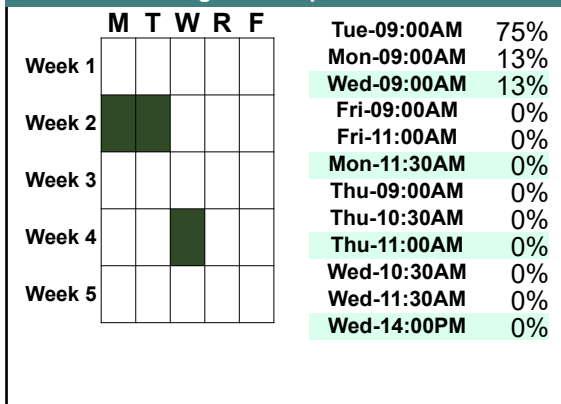


% of Filings by Case Type (Top 10)

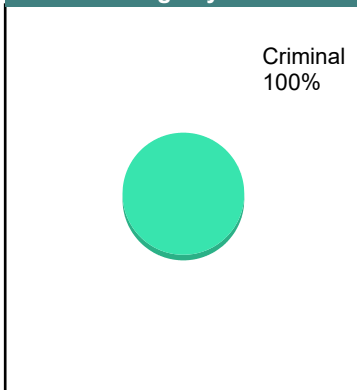


		<u>Filings</u>	<u>Hearings</u>	<u>Transactions</u>	<u>Concluded</u>	<u>Cont</u>
<u>Criminal</u>						
Capias	CA	7	36	36	14	22
Felony	F	0	4	4	2	2
Misdemeanor	M	1	28	28	10	18
Show Cause	SC	0	5	5	3	2
Criminal Total		8	73	73	29	44
Norfolk-Criminal Totals		8	73	73	29	44

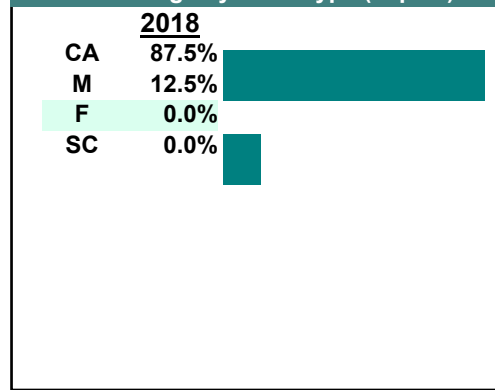
Calendared Filings with Top 12 Scheduled Times



% of Filings by Division




% of Filings by Case Type (Top 10)

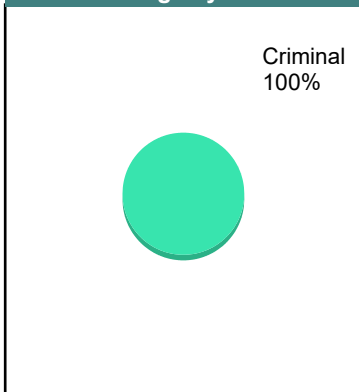


		<u>Filings</u>	<u>Hearings</u>	<u>Transactions</u>	<u>Concluded</u>	<u>Cont</u>
<u>Criminal</u>						
Capias	CA	6	30	30	16	14
Felony	F	0	3	3	0	3
Misdemeanor	M	1	32	32	20	12
Show Cause	SC	3	3	3	2	1
Criminal Total		10	68	68	38	30
Norfolk-Criminal Totals		10	68	68	38	30

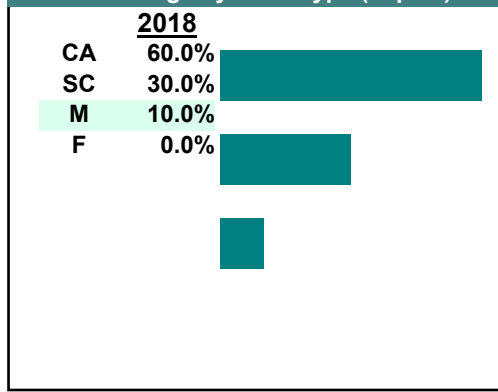
Calendared Filings with Top 12 Scheduled Times



% of Filings by Division




% of Filings by Case Type (Top 10)

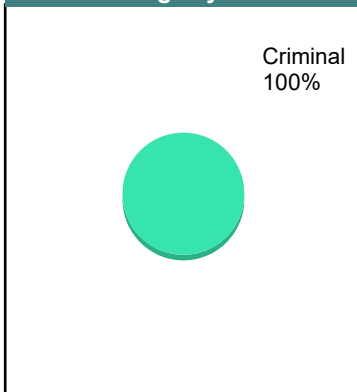


		<u>Filings</u>	<u>Hearings</u>	<u>Transactions</u>	<u>Concluded</u>	<u>Cont</u>
<u>Criminal</u>						
Capias	CA	8	27	27	7	20
Felony	F	0	6	8	4	4
Misdemeanor	M	2	20	20	1	19
Show Cause	SC	0	10	10	10	-
Criminal Total		10	63	65	22	43
Norfolk-Criminal Totals		10	63	65	22	43

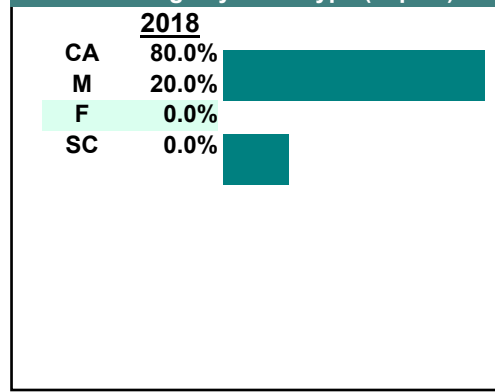
Calendared Filings with Top 12 Scheduled Times



% of Filings by Division

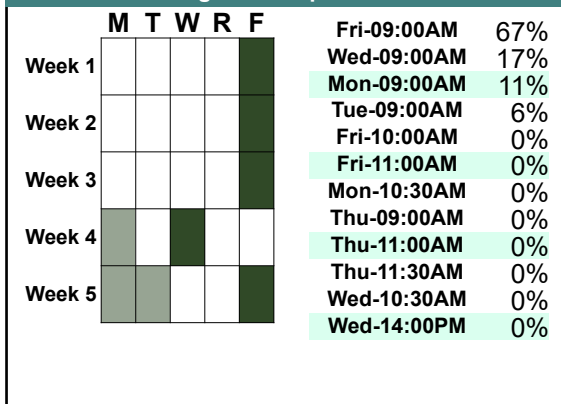


% of Filings by Case Type (Top 10)

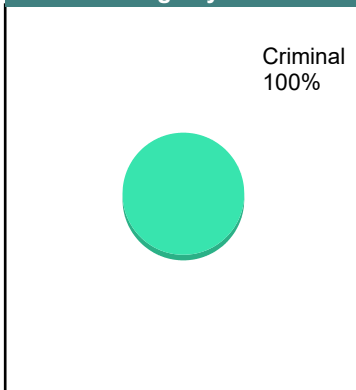


		<u>Filings</u>	<u>Hearings</u>	<u>Transactions</u>	<u>Concluded</u>	<u>Cont</u>
<u>Criminal</u>						
Capias	CA	14	39	39	8	31
Felony	F	0	16	17	8	9
Misdemeanor	M	0	55	55	27	28
Show Cause	SC	4	18	18	4	14
Criminal Total		18	128	129	47	82
Norfolk-Criminal Totals		18	128	129	47	82

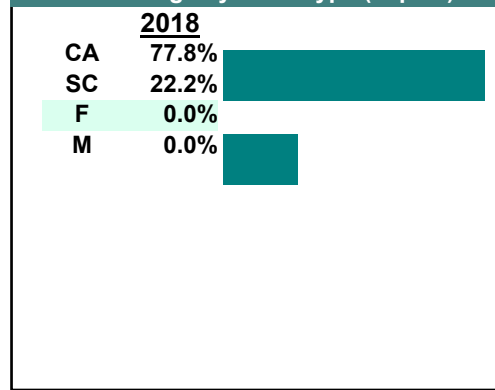
Calendared Filings with Top 12 Scheduled Times



% of Filings by Division

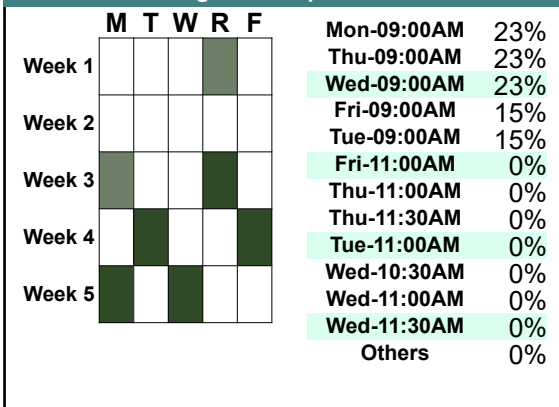


% of Filings by Case Type (Top 10)

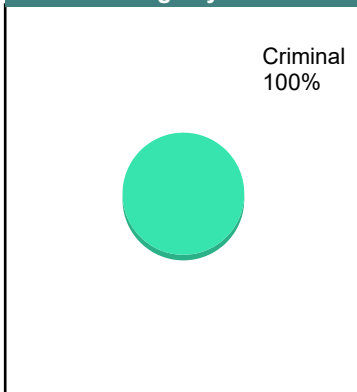


		<u>Filings</u>	<u>Hearings</u>	<u>Transactions</u>	<u>Concluded</u>	<u>Cont</u>
<u>Criminal</u>						
Capias	CA	9	38	38	15	23
Felony	F	0	11	13	6	7
Misdemeanor	M	2	47	47	15	32
Show Cause	SC	2	6	6	4	2
Criminal Total		13	102	104	40	64
Norfolk-Criminal Totals		13	102	104	40	64

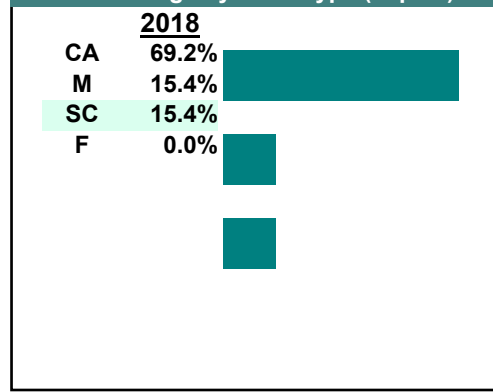
Calendared Filings with Top 12 Scheduled Times



% of Filings by Division

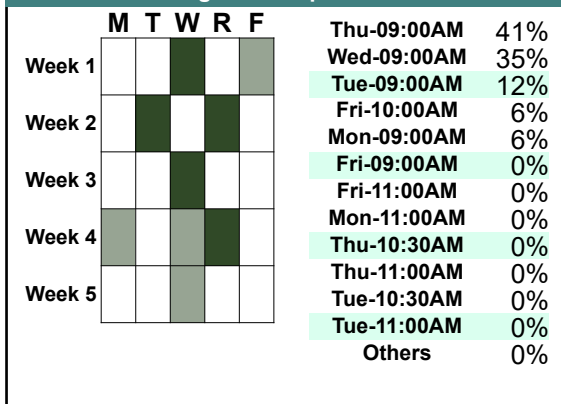


% of Filings by Case Type (Top 10)

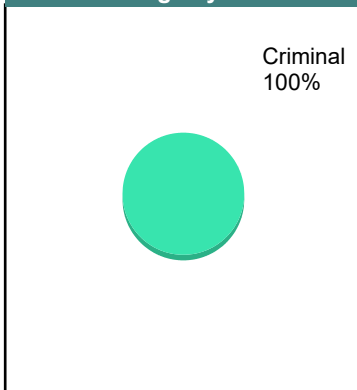


		<u>Filings</u>	<u>Hearings</u>	<u>Transactions</u>	<u>Concluded</u>	<u>Cont</u>
<u>Criminal</u>						
Capias	CA	8	42	42	14	28
Felony	F	0	10	12	3	9
Misdemeanor	M	1	68	68	26	42
Show Cause	SC	8	16	16	2	14
Criminal Total		17	136	138	45	93
Norfolk-Criminal Totals		17	136	138	45	93

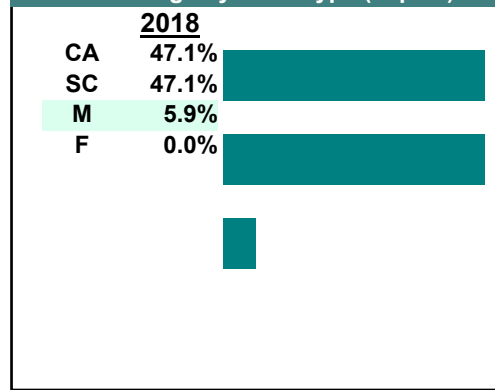
Calendared Filings with Top 12 Scheduled Times



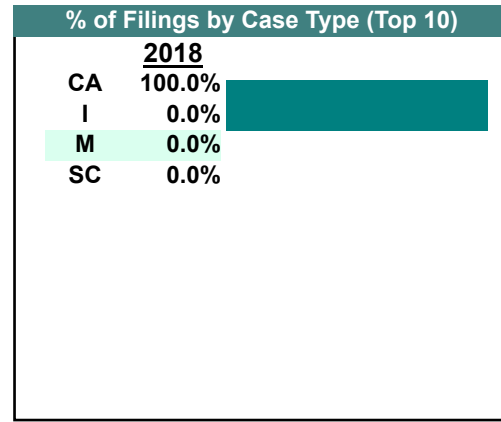
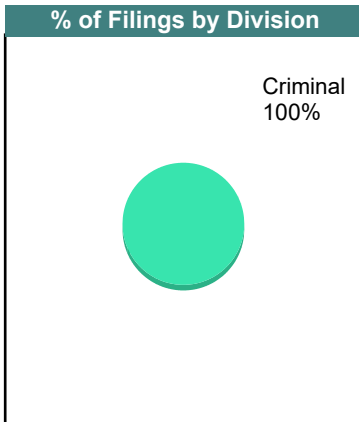
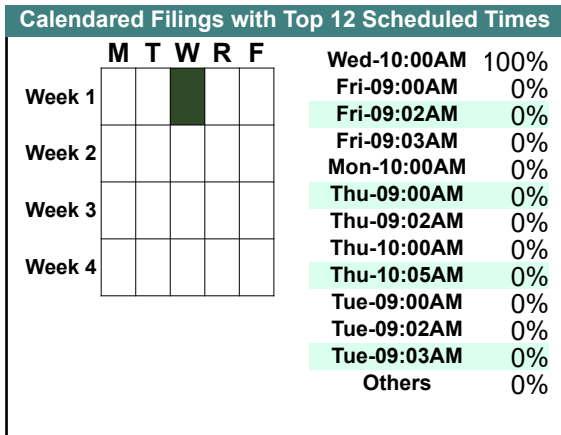
% of Filings by Division



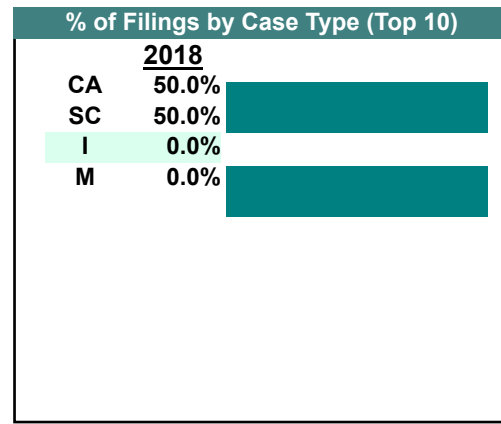
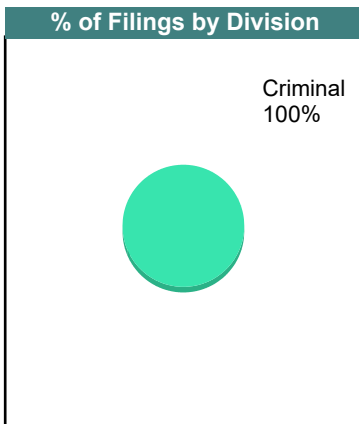
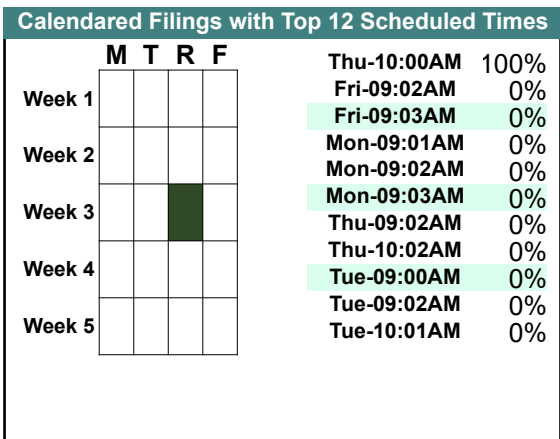
% of Filings by Case Type (Top 10)



		<u>Filings</u>	<u>Hearings</u>	<u>Transactions</u>	<u>Concluded</u>	<u>Cont</u>
<u>Criminal</u>						
Capias	CA	2	8	8	2	6
Misdemeanor	M	0	7	7	6	-
Show Cause	SC	0	2	2	0	2
Criminal Total		2	17	17	8	8
<u>Traffic</u>						
Capias	CA	0	2	2	1	1
Infraction	I	0	9	9	7	2
Misdemeanor	M	0	18	18	13	5
Traffic Total		0	29	29	21	8
Norfolk-Traffic Totals		2	46	46	29	16



		<u>Filings</u>	<u>Hearings</u>	<u>Transactions</u>	<u>Concluded</u>	<u>Cont</u>
<u>Criminal</u>						
Capias	CA	1	9	9	3	6
Misdemeanor	M	0	13	13	5	8
Show Cause	SC	1	3	3	2	1
Criminal Total		2	25	25	10	15
<u>Traffic</u>						
Capias	CA	0	1	1	1	-
Infraction	I	0	3	3	0	2
Misdemeanor	M	0	8	8	1	7
Traffic Total		0	12	12	2	9
Norfolk-Traffic Totals		2	37	37	12	24



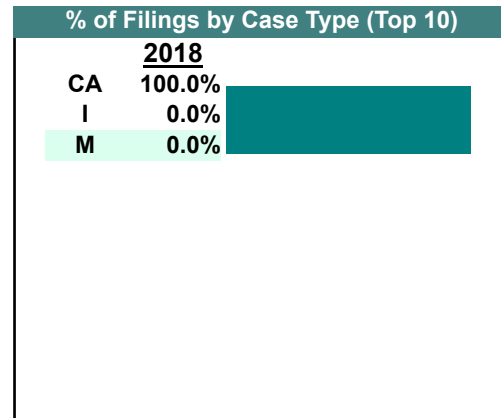
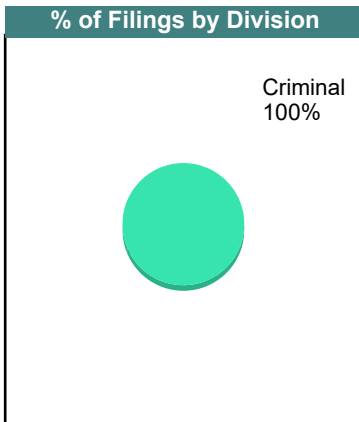
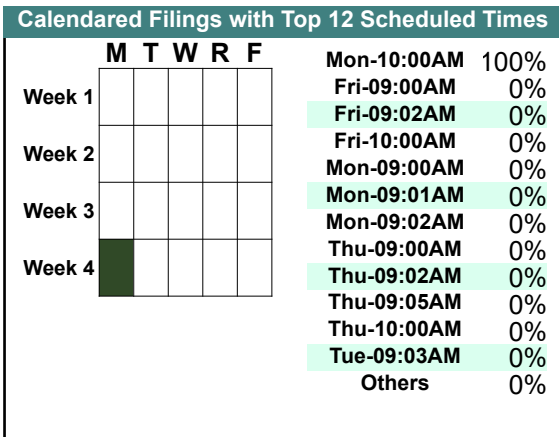
CASELOAD STATISTICS OF THE GENERAL DISTRICT COURTS

October 2018

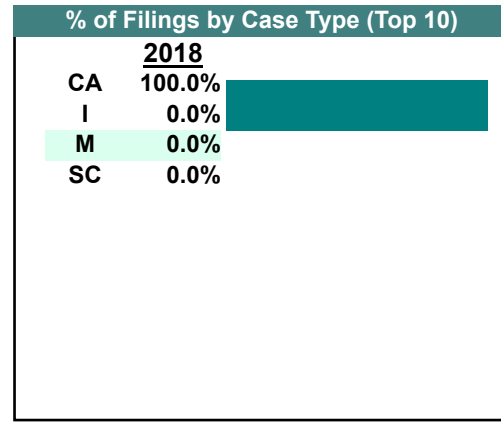
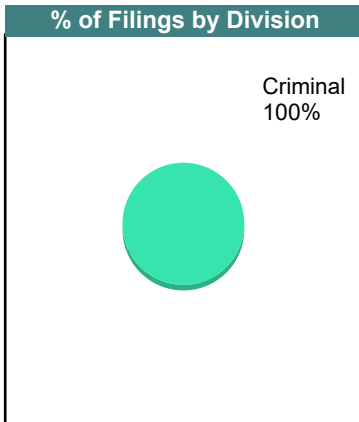
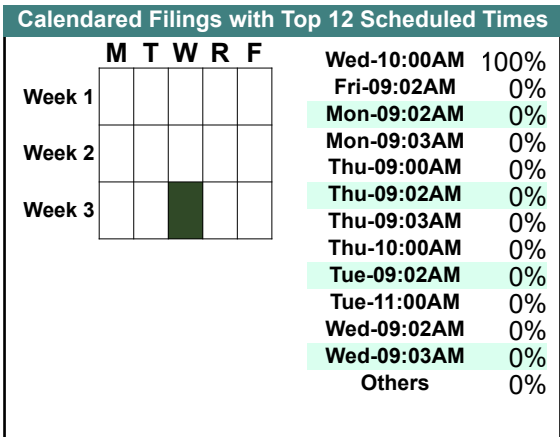
Norfolk-Traffic

District: 4

		<u>Filings</u>	<u>Hearings</u>	<u>Transactions</u>	<u>Concluded</u>	<u>Cont</u>
<u>Criminal</u>						
Capias	CA	3	6	6	2	4
Misdemeanor	M	0	2	2	1	1
Criminal Total		3	8	8	3	5
<u>Traffic</u>						
Capias	CA	0	4	4	2	2
Infraction	I	0	7	7	6	1
Misdemeanor	M	0	22	22	15	7
Traffic Total		0	33	33	23	10
Norfolk-Traffic Totals		3	41	41	26	15



		<u>Filings</u>	<u>Hearings</u>	<u>Transactions</u>	<u>Concluded</u>	<u>Cont</u>
<u>Criminal</u>						
Capias	CA	1	5	5	2	3
Misdemeanor	M	0	3	3	0	3
Show Cause	SC	0	2	2	1	1
Criminal Total		1	10	10	3	7
<u>Traffic</u>						
Capias	CA	0	5	5	2	3
Infraction	I	0	5	5	0	5
Misdemeanor	M	0	15	15	2	13
Traffic Total		0	25	25	4	21
Norfolk-Traffic Totals		1	35	35	7	28



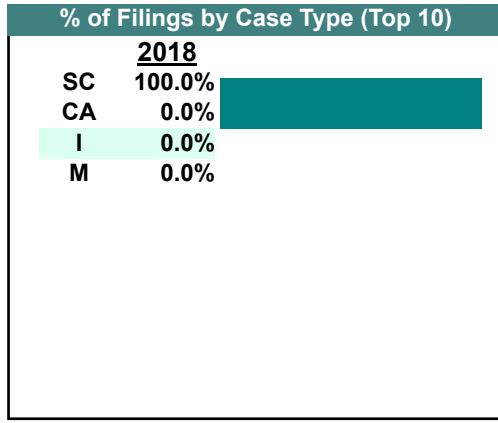
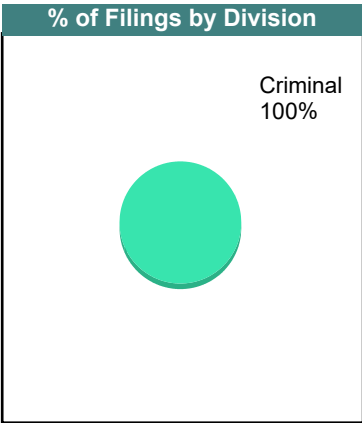
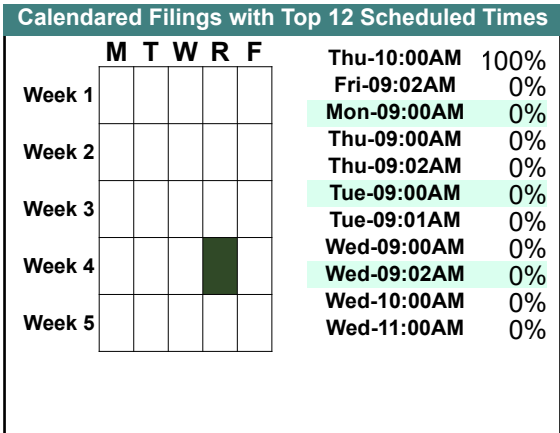
CASELOAD STATISTICS OF THE GENERAL DISTRICT COURTS

August 2018

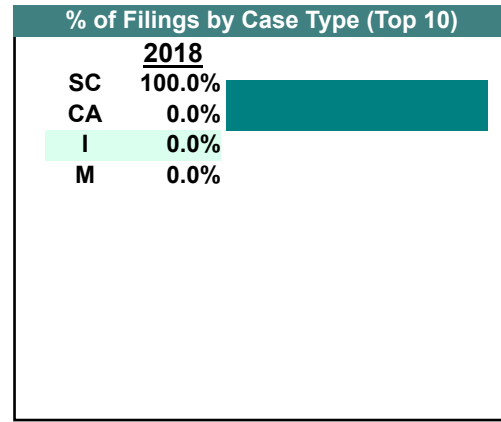
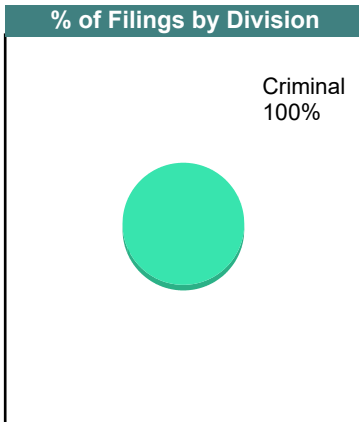
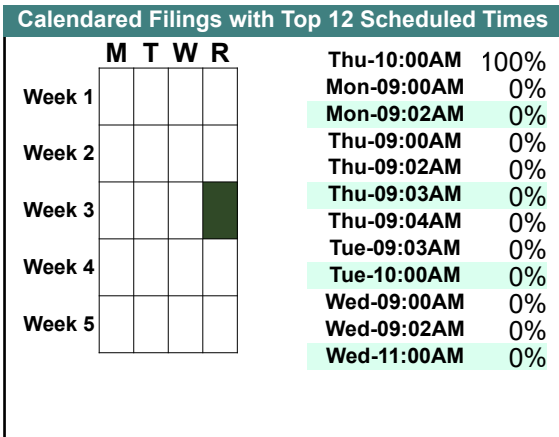
Norfolk-Traffic

District: 4

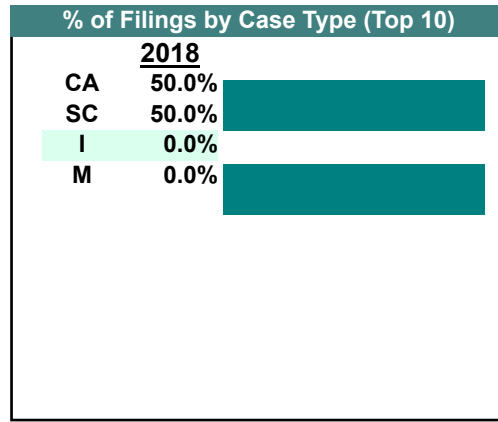
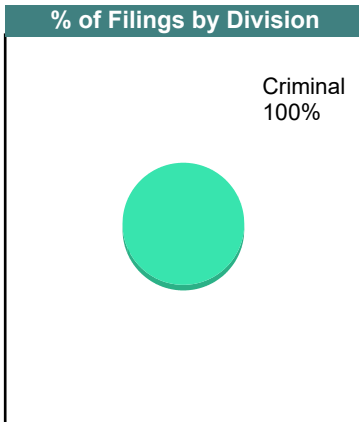
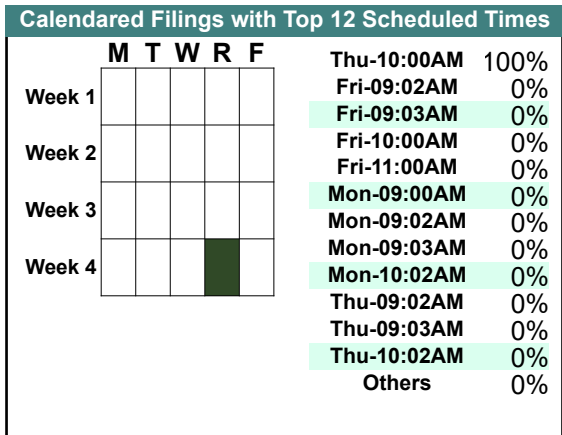
		<u>Filings</u>	<u>Hearings</u>	<u>Transactions</u>	<u>Concluded</u>	<u>Cont</u>
<u>Criminal</u>						
Capias	CA	0	2	2	1	1
Show Cause	SC	1	2	2	1	1
Criminal Total		1	4	4	2	2
<u>Traffic</u>						
Infraction	I	0	10	10	5	5
Misdemeanor	M	0	21	21	11	10
Traffic Total		0	31	31	16	15
Norfolk-Traffic Totals		1	35	35	18	17



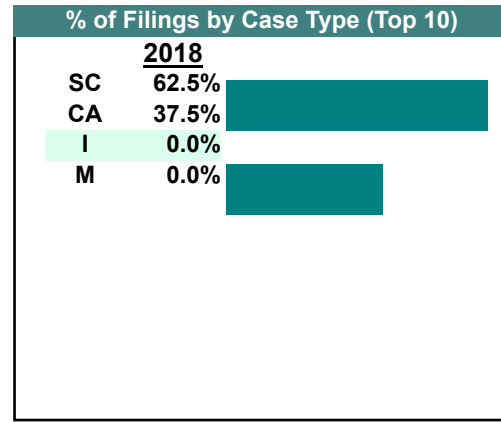
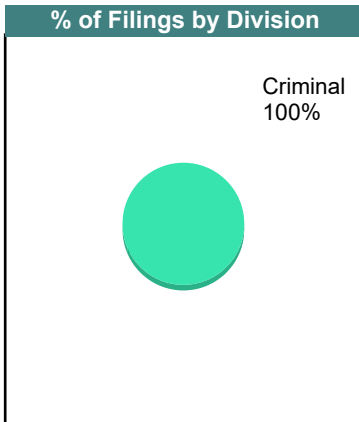
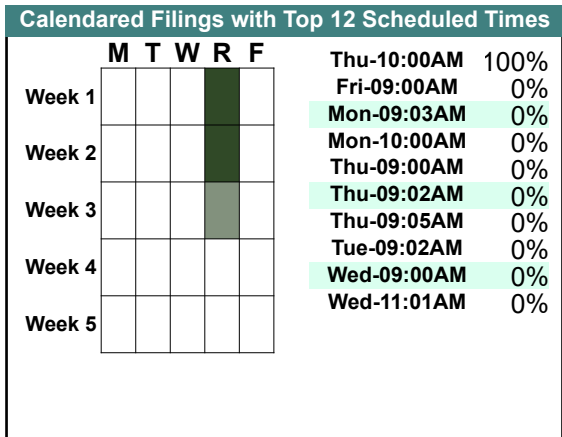
		<u>Filings</u>	<u>Hearings</u>	<u>Transactions</u>	<u>Concluded</u>	<u>Cont</u>
<u>Criminal</u>						
Capias	CA	0	3	3	3	-
Misdemeanor	M	0	10	10	7	3
Show Cause	SC	2	3	3	1	2
Criminal Total		2	16	16	11	5
<u>Traffic</u>						
Capias	CA	0	5	5	5	-
Infraction	I	0	9	9	5	4
Misdemeanor	M	0	19	19	8	11
Traffic Total		0	33	33	18	15
Norfolk-Traffic Totals		2	49	49	29	20



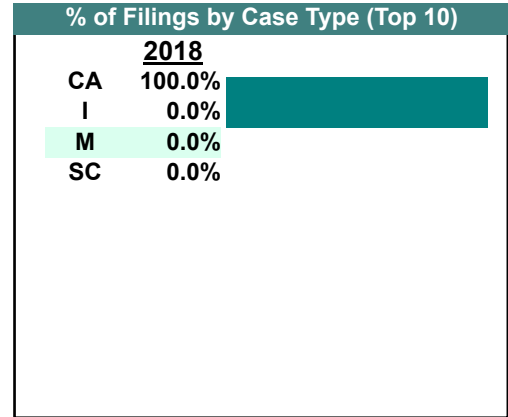
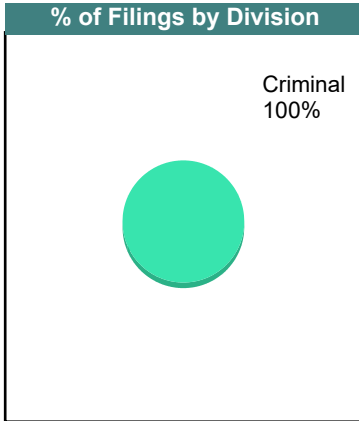
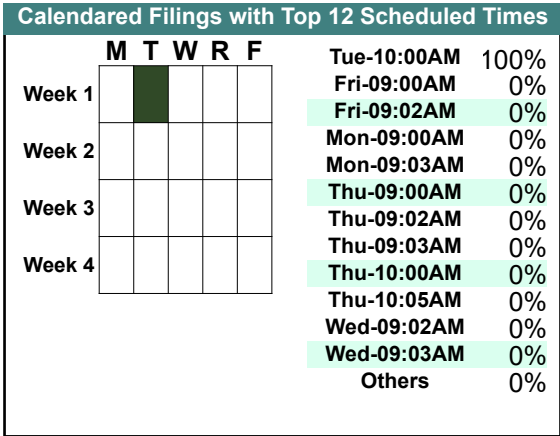
		<u>Filings</u>	<u>Hearings</u>	<u>Transactions</u>	<u>Concluded</u>	<u>Cont</u>
<u>Criminal</u>						
Capias	CA	1	5	5	2	3
Misdemeanor	M	0	1	1	1	-
Show Cause	SC	1	1	1	1	-
Criminal Total		2	7	7	4	3
<u>Traffic</u>						
Capias	CA	0	3	3	1	2
Infraction	I	0	12	12	6	6
Misdemeanor	M	0	33	33	10	23
Traffic Total		0	48	48	17	31
Norfolk-Traffic Totals		2	55	55	21	34



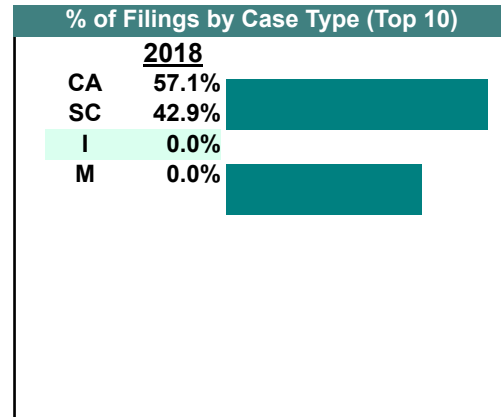
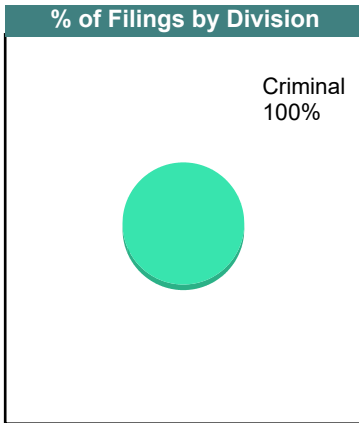
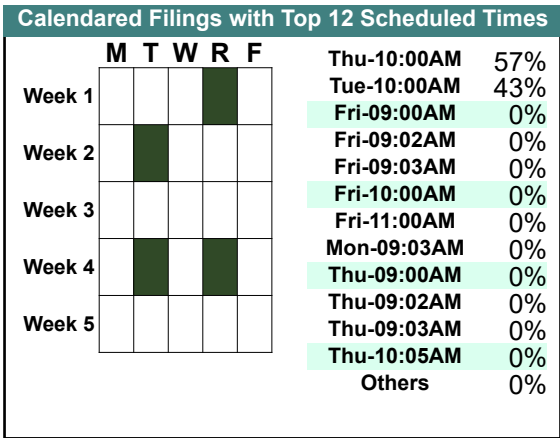
		<u>Filings</u>	<u>Hearings</u>	<u>Transactions</u>	<u>Concluded</u>	<u>Cont</u>
<u>Criminal</u>						
Capias	CA	6	9	9	5	4
Misdemeanor	M	0	8	8	2	6
Show Cause	SC	10	15	15	11	4
Criminal Total		16	32	32	18	14
<u>Traffic</u>						
Capias	CA	0	3	3	2	1
Infraction	I	0	3	3	1	2
Misdemeanor	M	0	9	9	4	5
Traffic Total		0	15	15	7	8
Norfolk-Traffic Totals		16	47	47	25	22



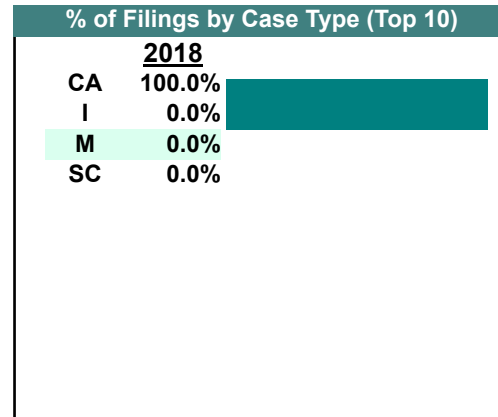
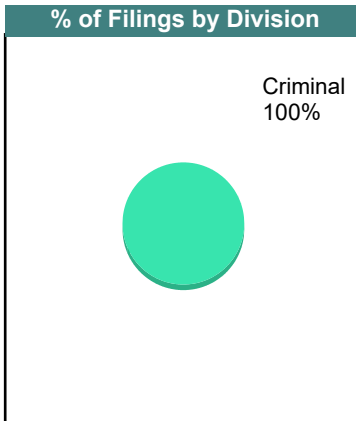
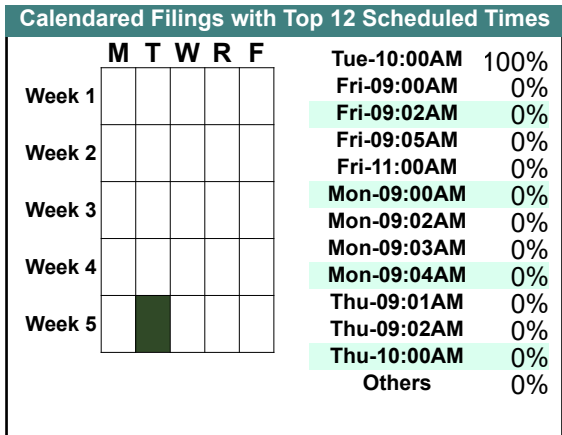
		<u>Filings</u>	<u>Hearings</u>	<u>Transactions</u>	<u>Concluded</u>	<u>Cont</u>
<u>Criminal</u>						
Capias	CA	1	14	14	10	4
Misdemeanor	M	0	3	3	1	2
Show Cause	SC	0	5	5	4	1
Criminal Total		1	22	22	15	7
<u>Traffic</u>						
Capias	CA	0	1	1	1	-
Infraction	I	0	5	5	3	2
Misdemeanor	M	0	11	11	7	4
Show Cause	SC	0	1	1	1	-
Traffic Total		0	18	18	12	6
Norfolk-Traffic Totals		1	40	40	27	13



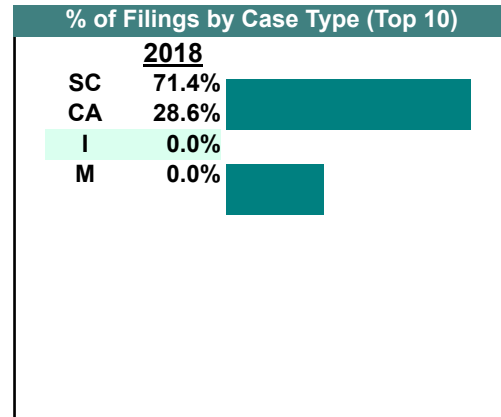
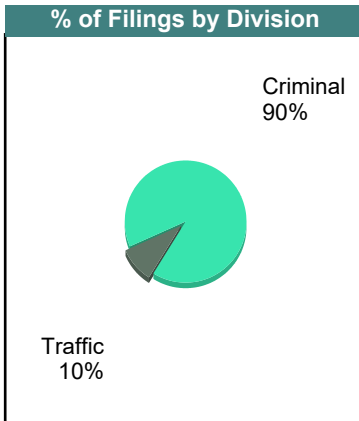
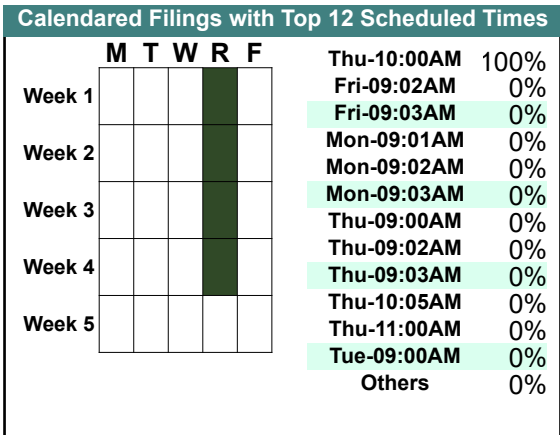
		<u>Filings</u>	<u>Hearings</u>	<u>Transactions</u>	<u>Concluded</u>	<u>Cont</u>
<u>Criminal</u>						
Capias	CA	4	15	15	4	11
Misdemeanor	M	0	5	5	0	5
Show Cause	SC	3	14	14	7	7
Criminal Total		7	34	34	11	23
<u>Traffic</u>						
Capias	CA	0	2	2	1	1
Infraction	I	0	6	9	7	2
Misdemeanor	M	0	27	27	18	9
Show Cause	SC	0	1	1	0	1
Traffic Total		0	36	39	26	13
Norfolk-Traffic Totals		7	70	73	37	36



		<u>Filings</u>	<u>Hearings</u>	<u>Transactions</u>	<u>Concluded</u>	<u>Cont</u>
<u>Criminal</u>						
Capias	CA	1	12	12	4	8
Misdemeanor	M	0	13	13	9	4
Show Cause	SC	0	10	10	3	7
Criminal Total		1	35	35	16	19
<u>Traffic</u>						
Capias	CA	0	2	2	0	2
Infraction	I	0	10	10	6	4
Misdemeanor	M	0	20	20	12	8
Show Cause	SC	0	2	2	1	1
Traffic Total		0	34	34	19	15
Norfolk-Traffic Totals		1	69	69	35	34



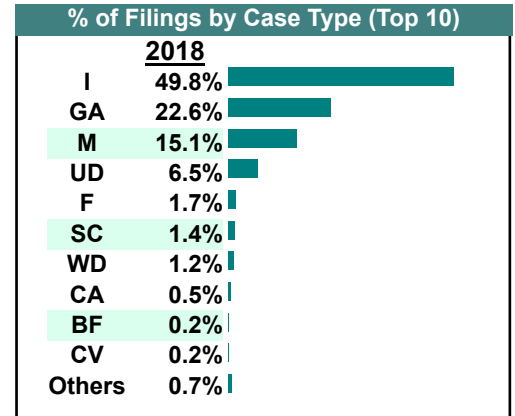
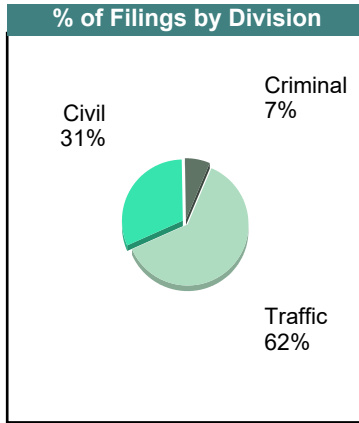
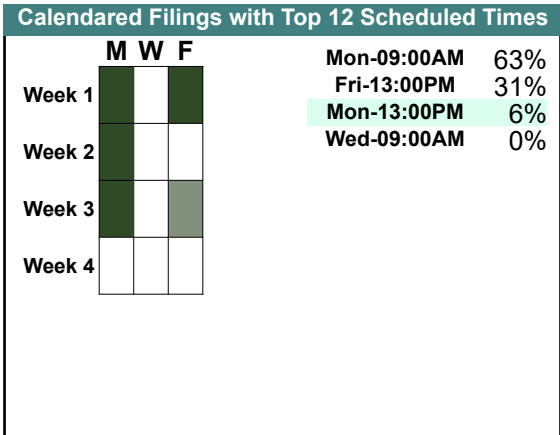
		<u>Filings</u>	<u>Hearings</u>	<u>Transactions</u>	<u>Concluded</u>	<u>Cont</u>
<u>Criminal</u>						
Capias	CA	5	16	16	4	12
Misdemeanor	M	0	9	9	5	4
Show Cause	SC	14	25	25	7	18
Criminal Total		19	50	50	16	34
<u>Traffic</u>						
Capias	CA	1	3	3	1	2
Infraction	I	0	10	10	4	6
Misdemeanor	M	0	28	28	12	16
Show Cause	SC	1	4	4	0	4
Traffic Total		2	45	45	17	28
Norfolk-Traffic Totals		21	95	95	33	62



Filings by Court & Division

	<u>Norfolk</u>		<u>Norfolk-Civil</u>		<u>Norfolk-Criminal</u>		<u>Norfolk-Traffic</u>		<u>Total</u>
C Misdemeanor	9,742	100%	-	0%	15	0%	-	0%	9,757
Felony	3,625	100%	-	0%	1	0%	-	0%	3,626
Capias	261	72%	-	0%	78	21%	25	7%	364
Show Cause	277	84%	-	0%	21	6%	32	10%	330
Civil Violation	115	100%	-	0%	-	0%	-	0%	115
Total	14,020	99%	0	0%	115	1%	57	0%	14,192
T Infraction	26,754	100%	-	0%	-	0%	-	0%	26,754
Misdemeanor	7,350	100%	-	0%	-	0%	-	0%	7,350
Other	141	100%	-	0%	-	0%	-	0%	141
Show Cause	106	99%	-	0%	-	0%	1	1%	107
Felony	104	100%	-	0%	-	0%	-	0%	104
Capias	99	99%	-	0%	-	0%	1	1%	100
Restricted O/L	82	100%	-	0%	-	0%	-	0%	82
Civil Violation	3	100%	-	0%	-	0%	-	0%	3
Total	34,639	100%	0	0%	0	0%	2	0%	34,641
V Warrant in Debt	21,891	100%	-	0%	-	0%	-	0%	21,891
Garnishment	10,609	56%	8,414	44%	-	0%	-	0%	19,023
Unlawful Detainer	14,281	100%	-	0%	-	0%	-	0%	14,281
Motion for Judgment	1,344	100%	-	0%	-	0%	-	0%	1,344
Show Cause	365	63%	219	38%	-	0%	-	0%	584
Abstract	490	100%	-	0%	-	0%	-	0%	490
Prelim Prot Order	476	100%	-	0%	-	0%	-	0%	476
Bond Forfeiture	438	100%	-	0%	-	0%	-	0%	438
Admin License	353	100%	-	0%	-	0%	-	0%	353
Detinue	338	100%	-	0%	-	0%	-	0%	338
Interrogatory	209	77%	64	23%	-	0%	-	0%	273
Other	212	94%	14	6%	-	0%	-	0%	226
Protective Order	172	100%	-	0%	-	0%	-	0%	172
Counter Claim	66	100%	-	0%	-	0%	-	0%	66
Impoundment	51	100%	-	0%	-	0%	-	0%	51
Tenants Assertion	31	100%	-	0%	-	0%	-	0%	31
Capias	12	60%	8	40%	-	0%	-	0%	20
Petition-Restore Arms	4	100%	-	0%	-	0%	-	0%	4
Restricted O/L	4	100%	-	0%	-	0%	-	0%	4
Third Party Claim	3	100%	-	0%	-	0%	-	0%	3
Overweight	2	100%	-	0%	-	0%	-	0%	2
Custody Relief	1	100%	-	0%	-	0%	-	0%	1
Total	51,352	85%	8,719	15%	0	0%	0	0%	60,071
Total	100,011	92%	8,719	8%	115	0%	59	0%	108,904

		<u>Filings</u>	<u>Hearings</u>	<u>Transactions</u>	<u>Concluded</u>	<u>Cont</u>
<u>Criminal</u>						
Capias	CA	0	5	5	1	4
Civil Violation	CV	1	3	3	1	2
Felony	F	7	40	40	7	33
Misdemeanor	M	17	56	56	23	33
Show Cause	SC	3	4	4	3	-
Criminal Total		28	108	108	35	72
<u>Traffic</u>						
Capias	CA	2	3	3	1	2
Infraction	I	207	205	254	174	79
Misdemeanor	M	46	70	71	28	43
Show Cause	SC	3	5	5	4	1
Traffic Total		258	283	333	207	125
<u>Civil</u>						
Bond Forfeiture	BF	1	0	1	1	-
Detinue	DT	1	1	2	2	-
Garnishment	GA	94	6	101	95	6
Protective Order	PO	1	1	1	0	-
Prelim Prot Order	PP	1	0	1	1	-
Unlawful Detainer	UD	27	17	33	27	6
Warrant in Debt	WD	5	6	9	5	4
Civil Total		130	31	148	131	16
Franklin City Totals		416	422	589	373	213



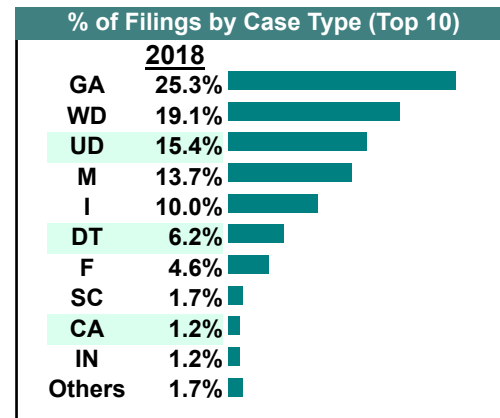
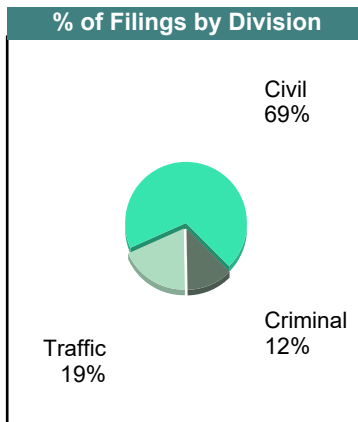

CASELOAD STATISTICS OF THE GENERAL DISTRICT COURTS

November 2018

Franklin City

District: 5

		<u>Filings</u>	<u>Hearings</u>	<u>Transactions</u>	<u>Concluded</u>	<u>Cont</u>
<u>Criminal</u>						
Capias	CA	2	9	9	2	7
Civil Violation	CV	0	1	1	0	1
Felony	F	11	28	28	4	24
Misdemeanor	M	15	63	64	22	42
Show Cause	SC	1	2	2	2	-
Criminal Total		29	103	104	30	74
<u>Traffic</u>						
Capias	CA	0	1	1	1	-
Infraction	I	24	32	35	17	18
Misdemeanor	M	18	28	28	11	17
Show Cause	SC	3	3	3	1	2
Traffic Total		45	64	67	30	37
<u>Civil</u>						
Admin License	AL	1	0	1	1	-
Capias	CA	1	0	1	1	-
Detinue	DT	15	12	16	15	1
Garnishment	GA	61	3	64	61	3
Impoundment	IM	1	0	1	1	-
Interrogatory	IN	3	2	5	3	2
Other	OT	1	0	1	1	-
Protective Order	PO	0	0	1	1	-
Prelim Prot Order	PP	1	0	1	1	-
Unlawful Detainer	UD	37	11	47	43	4
Warrant in Debt	WD	46	56	69	54	14
Civil Total		167	84	207	182	24
Franklin City Totals		241	251	378	242	135



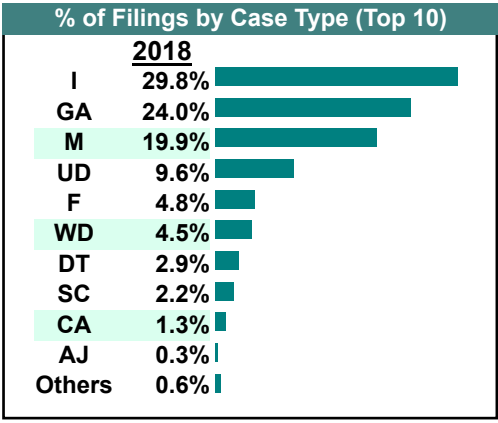
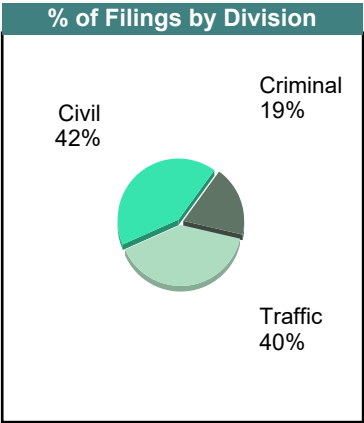
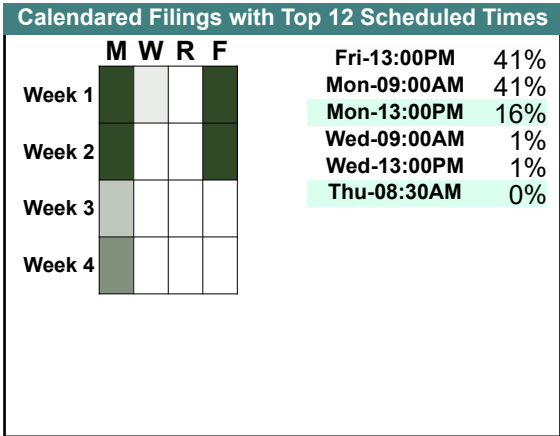
CASELOAD STATISTICS OF THE GENERAL DISTRICT COURTS

October 2018

Franklin City

District: 5

		<u>Filings</u>	<u>Hearings</u>	<u>Transactions</u>	<u>Concluded</u>	<u>Cont</u>
<u>Criminal</u>						
Capias	CA	3	8	8	2	6
Civil Violation	CV	1	1	1	0	1
Felony	F	15	51	51	14	37
Misdemeanor	M	34	97	101	40	61
Show Cause	SC	5	5	5	4	1
Criminal Total		58	162	166	60	106
<u>Traffic</u>						
Capias	CA	1	2	2	1	1
Infraction	I	93	105	124	87	37
Misdemeanor	M	28	50	50	25	25
Show Cause	SC	2	2	2	2	-
Traffic Total		124	159	178	115	63
<u>Civil</u>						
Abstract	AJ	1	0	1	1	-
Admin License	AL	1	0	1	1	-
Capias	CA	0	1	1	0	-
Detinue	DT	9	8	10	9	1
Garnishment	GA	75	8	86	78	8
Interrogatory	IN	0	3	3	0	-
Unlawful Detainer	UD	30	17	32	24	8
Warrant in Debt	WD	14	20	29	21	8
Civil Total		130	57	163	134	25
Franklin City Totals		312	378	507	309	194



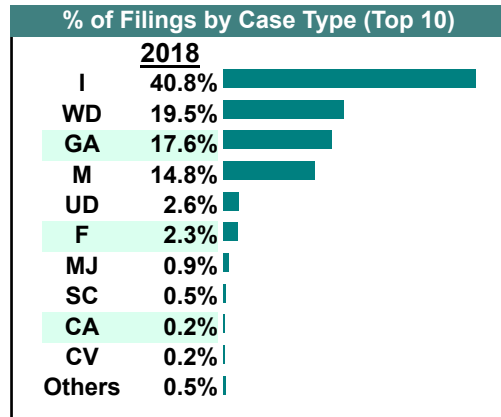
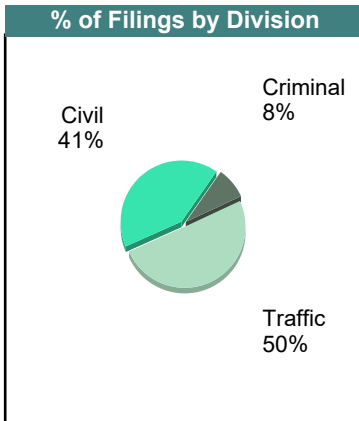

CASELOAD STATISTICS OF THE GENERAL DISTRICT COURTS

September 2018

Franklin City

District: 5

		<u>Filings</u>	<u>Hearings</u>	<u>Transactions</u>	<u>Concluded</u>	<u>Cont</u>
<u>Criminal</u>						
Capias	CA	1	9	9	5	4
Felony	F	10	33	33	10	23
Misdemeanor	M	24	70	71	27	44
Show Cause	SC	1	2	2	2	-
Criminal Total		36	114	115	44	71
<u>Traffic</u>						
Capias	CA	0	4	4	2	2
Civil Violation	CV	1	1	1	1	-
Infraction	I	174	174	205	176	29
Misdemeanor	M	39	68	68	40	28
Show Cause	SC	0	3	3	1	2
Traffic Total		214	250	281	220	61
<u>Civil</u>						
Capias	CA	0	1	1	0	1
Garnishment	GA	75	4	87	83	4
Interrogatory	IN	1	2	4	2	2
Motion for Judgment	MJ	4	3	4	4	-
Protective Order	PO	1	1	3	2	-
Show Cause	SC	1	0	1	1	-
Unlawful Detainer	UD	11	10	14	11	3
Warrant in Debt	WD	83	72	92	76	15
Civil Total		176	93	206	179	25
Franklin City Totals		426	457	602	443	157



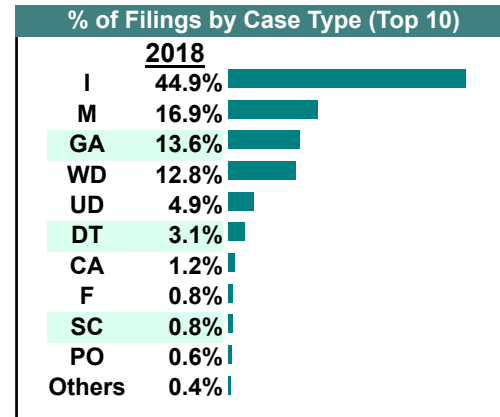
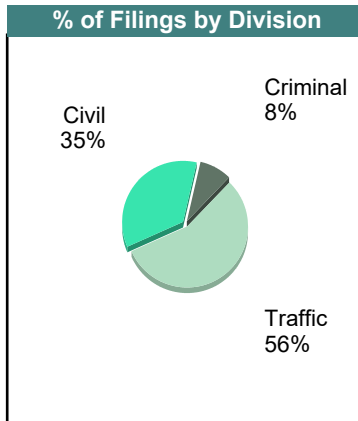
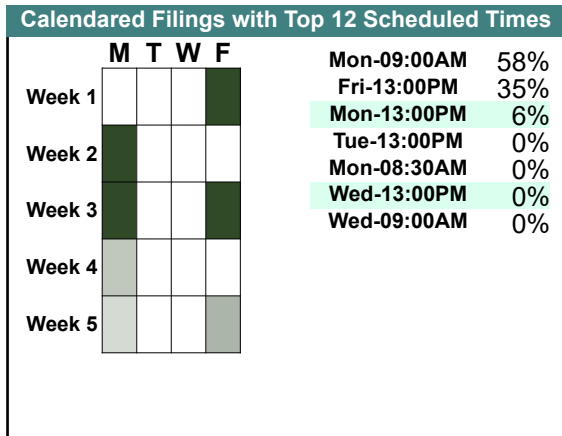
CASELOAD STATISTICS OF THE GENERAL DISTRICT COURTS

August 2018

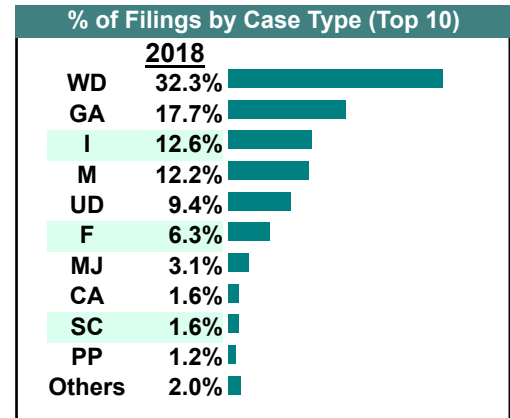
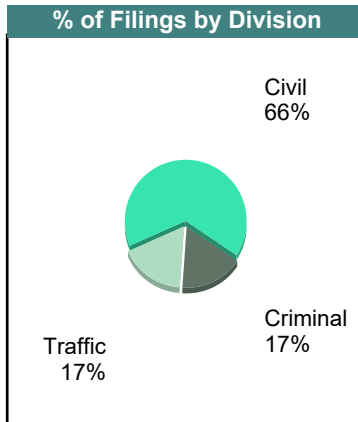
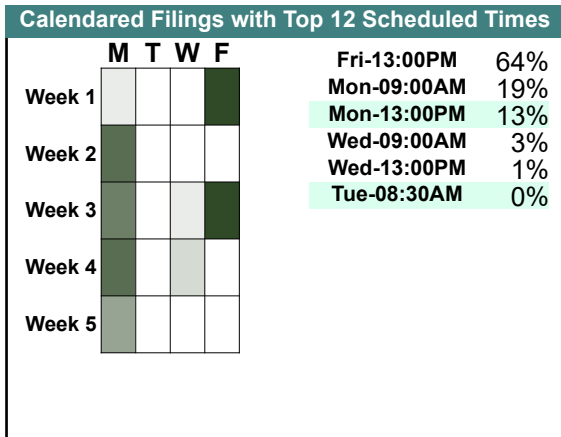
Franklin City

District: 5

		<u>Filings</u>	<u>Hearings</u>	<u>Transactions</u>	<u>Concluded</u>	<u>Cont</u>
<u>Criminal</u>						
Capias	CA	3	11	11	4	7
Felony	F	4	43	43	16	27
Misdemeanor	M	31	92	93	34	59
Show Cause	SC	3	6	6	5	1
Criminal Total		41	152	153	59	94
<u>Traffic</u>						
Capias	CA	3	6	6	0	6
Infraction	I	218	217	264	229	35
Misdemeanor	M	51	79	79	54	25
Show Cause	SC	1	2	2	2	-
Traffic Total		273	304	351	285	66
<u>Civil</u>						
Capias	CA	0	1	1	0	1
Detinue	DT	15	15	20	16	3
Garnishment	GA	66	10	75	65	10
Interrogatory	IN	1	0	1	1	-
Motion for Judgment	MJ	0	0	2	2	-
Protective Order	PO	3	3	3	0	2
Prelim Prot Order	PP	1	0	1	1	-
Unlawful Detainer	UD	24	12	24	24	-
Warrant in Debt	WD	62	83	92	63	28
Civil Total		172	124	219	172	44
Franklin City Totals		486	580	723	516	204



		<u>Filings</u>	<u>Hearings</u>	<u>Transactions</u>	<u>Concluded</u>	<u>Cont</u>
<u>Criminal</u>						
Capias	CA	4	10	10	2	7
Felony	F	16	69	69	23	46
Misdemeanor	M	21	76	76	30	46
Show Cause	SC	1	3	3	2	1
Criminal Total		42	158	158	57	100
<u>Traffic</u>						
Capias	CA	0	1	1	0	1
Felony	F	0	1	1	1	-
Infraction	I	32	28	39	29	10
Misdemeanor	M	10	25	25	13	12
Show Cause	SC	2	2	2	0	2
Traffic Total		44	57	68	43	25
<u>Civil</u>						
Detinue	DT	0	2	8	7	1
Garnishment	GA	45	10	62	52	9
Impoundment	IM	1	0	1	1	-
Interrogatory	IN	2	4	4	0	2
Motion for Judgment	MJ	8	9	11	9	2
Protective Order	PO	1	3	6	3	2
Prelim Prot Order	PP	3	0	3	3	-
Show Cause	SC	1	0	1	1	-
Tenants Assertion	TA	1	1	1	1	-
Unlawful Detainer	UD	24	8	25	23	2
Warrant in Debt	WD	82	89	110	98	12
Civil Total		168	126	232	198	30
Franklin City Totals		254	341	458	298	155



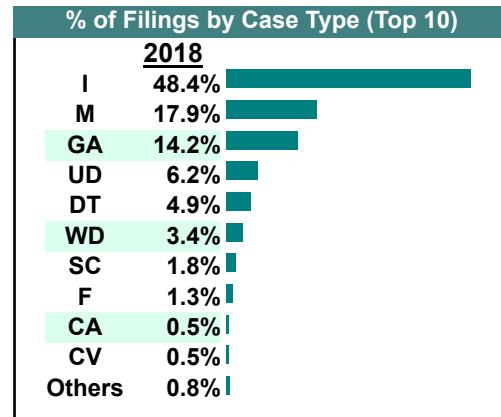
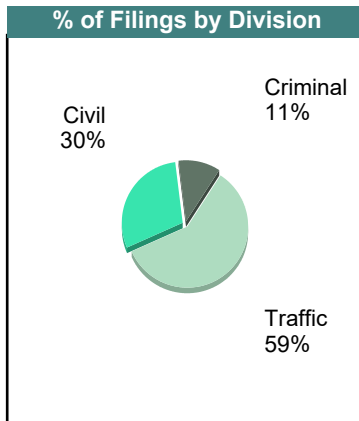
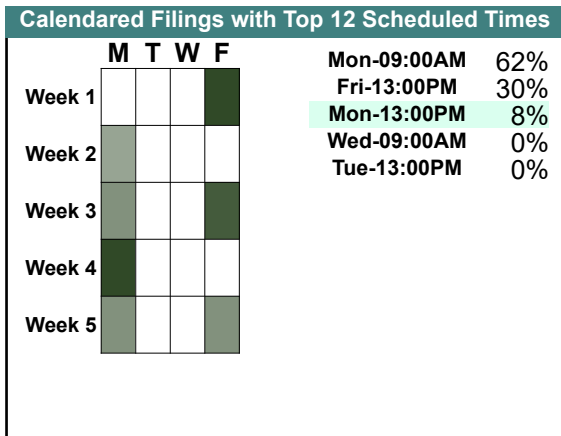
CASELOAD STATISTICS OF THE GENERAL DISTRICT COURTS

June 2018

Franklin City

District: 5

		Filings	Hearings	Transactions	Concluded	Cont
<u>Criminal</u>						
Capias	CA	1	12	12	4	8
Civil Violation	CV	2	4	4	4	-
Felony	F	5	40	40	11	29
Misdemeanor	M	32	94	94	31	62
Show Cause	SC	3	10	10	6	4
Criminal Total		43	160	160	56	103
<u>Traffic</u>						
Capias	CA	0	2	2	1	1
Felony	F	0	1	1	1	-
Infraction	I	187	177	215	167	48
Misdemeanor	M	37	64	64	26	38
Show Cause	SC	4	8	8	4	3
Traffic Total		228	252	290	199	90
<u>Civil</u>						
Bond Forfeiture	BF	1	1	1	0	-
Capias	CA	1	1	2	1	1
Detinue	DT	19	15	22	11	11
Garnishment	GA	55	3	55	52	3
Interrogatory	IN	2	3	5	2	3
Protective Order	PO	0	2	2	0	2
Show Cause	SC	0	0	1	1	-
Unlawful Detainer	UD	24	16	26	24	1
Warrant in Debt	WD	13	19	22	13	9
Civil Total		115	60	136	104	30
Franklin City Totals		386	472	586	359	223



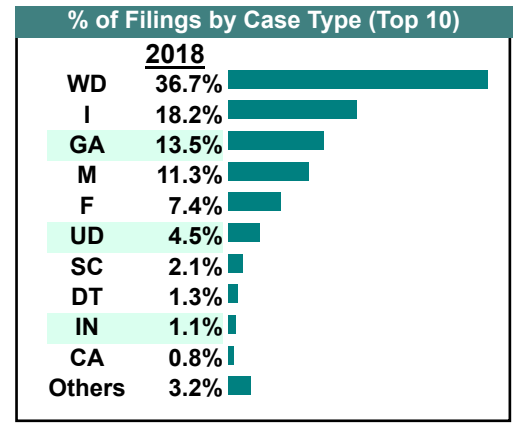
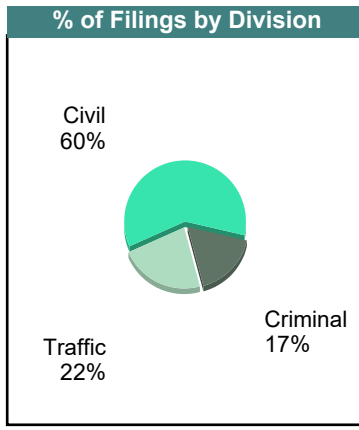
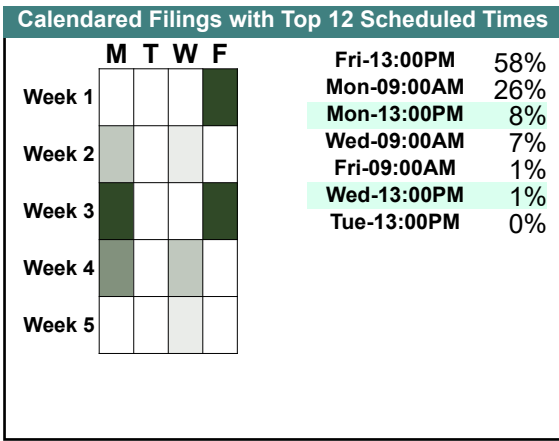
CASELOAD STATISTICS OF THE GENERAL DISTRICT COURTS

May 2018

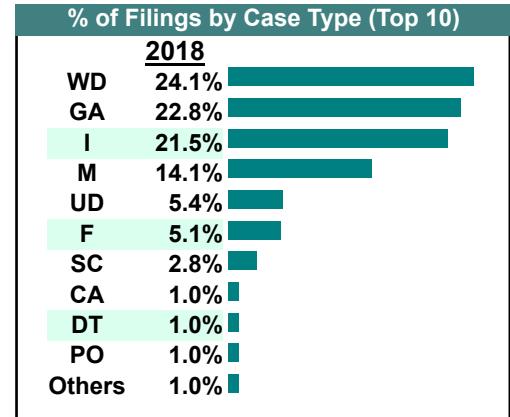
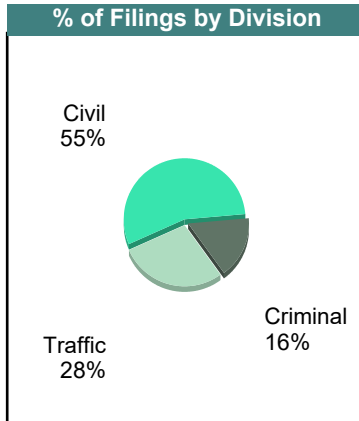
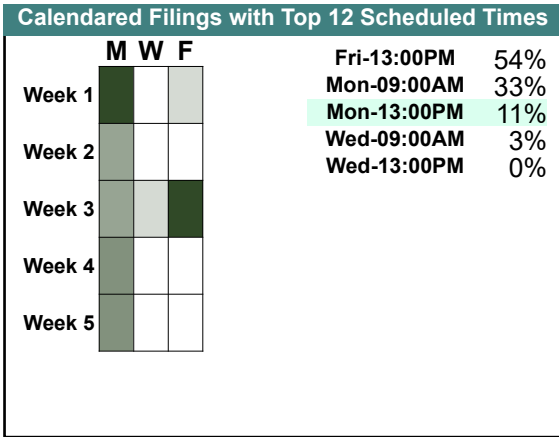
Franklin City

District: 5

		<u>Filings</u>	<u>Hearings</u>	<u>Transactions</u>	<u>Concluded</u>	<u>Cont</u>
<u>Criminal</u>						
Capias	CA	2	10	10	2	8
Civil Violation	CV	2	3	3	1	2
Felony	F	27	70	70	24	46
Misdemeanor	M	31	75	75	32	43
Show Cause	SC	4	12	12	10	2
Criminal Total		66	170	170	69	101
<u>Traffic</u>						
Felony	F	1	1	1	0	1
Infraction	I	69	53	74	62	12
Misdemeanor	M	12	21	21	5	16
Show Cause	SC	3	3	3	3	-
Traffic Total		85	78	99	70	29
<u>Civil</u>						
Abstract	AJ	2	0	2	2	-
Capias	CA	1	1	1	0	1
Detinue	DT	5	1	5	4	1
Garnishment	GA	51	9	63	54	9
Impoundment	IM	1	0	1	1	-
Interrogatory	IN	4	4	7	3	4
Motion for Judgment	MJ	1	3	3	0	3
Protective Order	PO	3	4	5	1	4
Prelim Prot Order	PP	3	0	3	3	-
Show Cause	SC	1	1	2	1	1
Unlawful Detainer	UD	17	18	22	20	2
Warrant in Debt	WD	139	125	159	128	31
Civil Total		228	166	273	217	56
Franklin City Totals		379	414	542	356	186



		<u>Filings</u>	<u>Hearings</u>	<u>Transactions</u>	<u>Concluded</u>	<u>Cont</u>
<u>Criminal</u>						
Capias	CA	4	10	10	4	6
Felony	F	20	70	70	25	45
Misdemeanor	M	34	96	96	32	64
Show Cause	SC	6	8	8	3	5
Criminal Total		64	184	184	64	120
<u>Traffic</u>						
Capias	CA	0	1	1	0	1
Felony	F	0	1	1	0	1
Infraction	I	84	86	104	85	19
Misdemeanor	M	21	40	40	22	18
Restricted O/L	RL	1	1	1	1	-
Show Cause	SC	4	5	5	3	2
Traffic Total		110	134	152	111	41
<u>Civil</u>						
Detinue	DT	4	3	7	6	1
Garnishment	GA	89	16	98	82	16
Interrogatory	IN	0	2	2	0	2
Motion for Judgment	MJ	0	2	2	0	2
Protective Order	PO	4	2	4	2	2
Prelim Prot Order	PP	3	0	3	3	-
Show Cause	SC	1	1	2	1	1
Unlawful Detainer	UD	21	15	22	19	3
Warrant in Debt	WD	94	94	112	93	19
Civil Total		216	135	252	206	46
Franklin City Totals		390	453	588	381	207



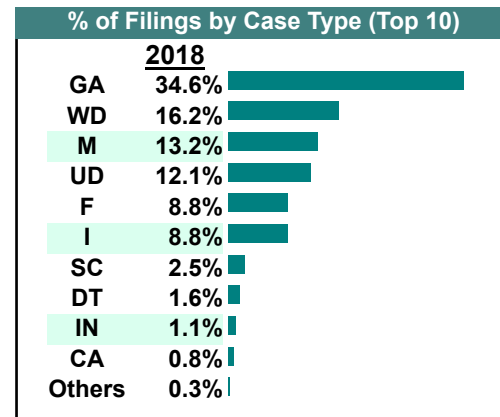
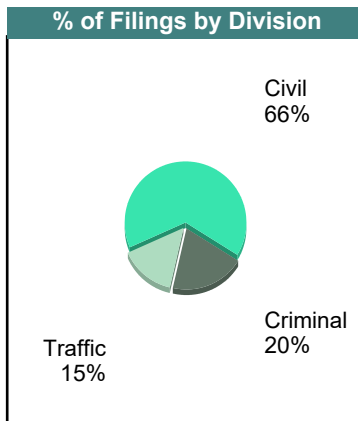
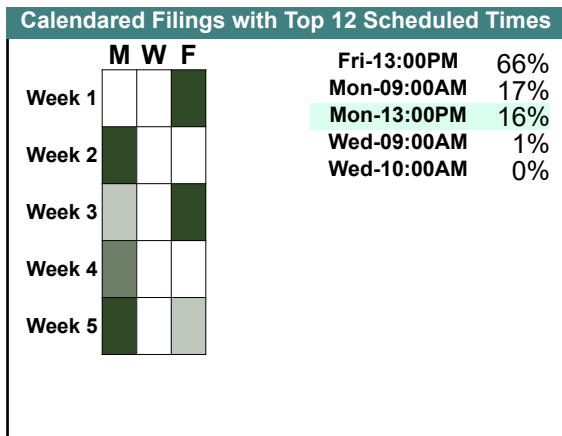
CASELOAD STATISTICS OF THE GENERAL DISTRICT COURTS

March 2018

Franklin City

District: 5

		<u>Filings</u>	<u>Hearings</u>	<u>Transactions</u>	<u>Concluded</u>	<u>Cont</u>
<u>Criminal</u>						
Capias	CA	3	11	11	4	7
Civil Violation	CV	1	3	3	2	1
Felony	F	31	74	74	20	54
Misdemeanor	M	29	88	88	34	54
Show Cause	SC	7	10	10	2	8
Criminal Total		71	186	186	62	124
<u>Traffic</u>						
Capias	CA	0	1	1	1	-
Felony	F	1	1	1	0	1
Infraction	I	32	42	44	30	14
Misdemeanor	M	19	34	34	11	23
Show Cause	SC	2	3	3	1	2
Traffic Total		54	81	83	43	40
<u>Civil</u>						
Bond Forfeiture	BF	0	0	1	1	-
Detinue	DT	6	7	9	7	2
Garnishment	GA	126	12	127	115	12
Interrogatory	IN	4	4	5	1	4
Motion for Judgment	MJ	0	1	2	2	-
Show Cause	SC	0	1	1	0	1
Unlawful Detainer	UD	44	20	46	44	2
Warrant in Debt	WD	59	98	134	109	25
Civil Total		239	143	325	279	46
Franklin City Totals		364	410	594	384	210



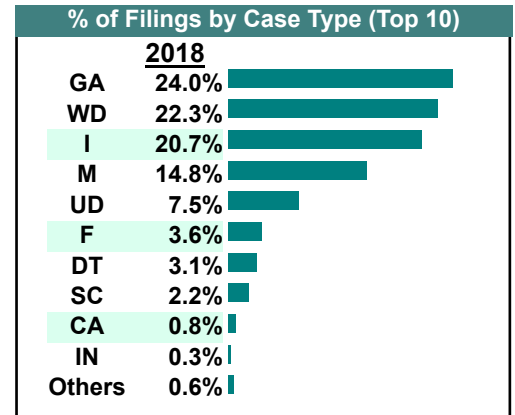
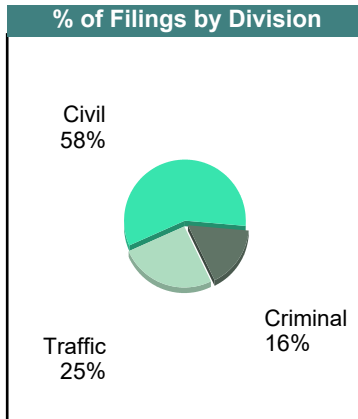
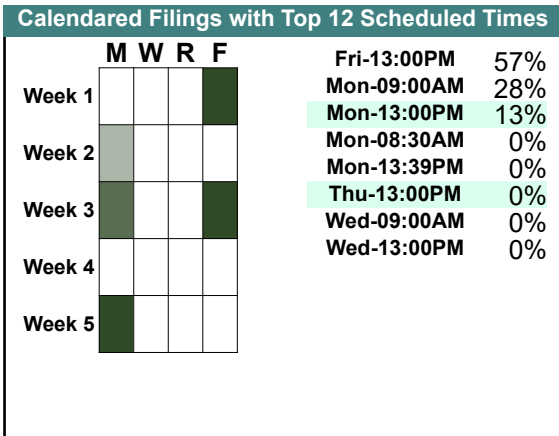
CASELOAD STATISTICS OF THE GENERAL DISTRICT COURTS

February 2018

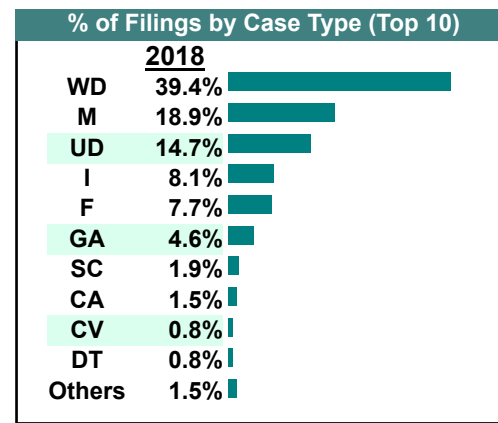
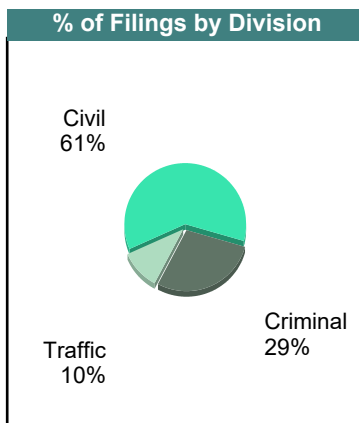
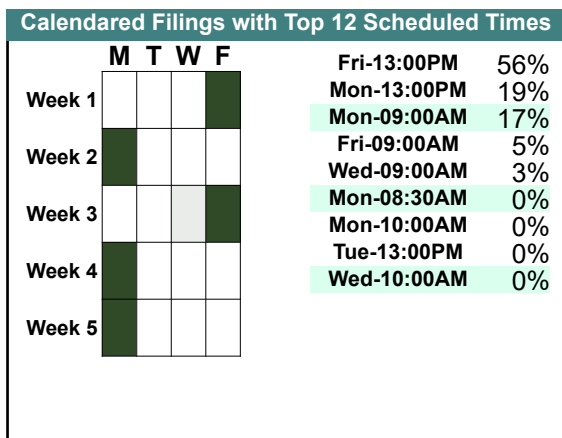
Franklin City

District: 5

		<u>Filings</u>	<u>Hearings</u>	<u>Transactions</u>	<u>Concluded</u>	<u>Cont</u>
<u>Criminal</u>						
Capias	CA	3	9	9	3	6
Felony	F	13	41	41	8	33
Misdemeanor	M	37	84	84	20	64
Show Cause	SC	6	8	8	7	1
Criminal Total		59	142	142	38	104
<u>Traffic</u>						
Capias	CA	0	4	4	2	2
Felony	F	0	1	1	1	-
Infraction	I	74	68	78	60	18
Misdemeanor	M	16	34	34	22	12
Show Cause	SC	1	1	1	1	-
Traffic Total		91	108	118	86	32
<u>Civil</u>						
Bond Forfeiture	BF	0	1	1	0	1
Detinue	DT	11	9	11	7	4
Garnishment	GA	86	9	89	80	9
Interrogatory	IN	1	1	1	0	1
Protective Order	PO	1	1	2	1	1
Prelim Prot Order	PP	1	0	1	1	-
Show Cause	SC	1	1	1	0	1
Unlawful Detainer	UD	27	9	30	28	2
Warrant in Debt	WD	80	81	92	71	20
Civil Total		208	112	228	188	39
Franklin City Totals		358	362	488	312	175



		Filings	Hearings	Transactions	Concluded	Cont
<u>Criminal</u>						
Capias	CA	4	7	7	3	4
Civil Violation	CV	2	2	2	0	2
Felony	F	20	98	98	31	67
Misdemeanor	M	43	97	98	36	62
Show Cause	SC	5	10	10	4	6
Criminal Total		74	214	215	74	141
<u>Traffic</u>						
Capias	CA	0	2	2	0	2
Infraction	I	21	27	31	27	4
Misdemeanor	M	6	19	19	11	8
Show Cause	SC	0	1	1	1	-
Traffic Total		27	49	53	39	14
<u>Civil</u>						
Admin License	AL	1	0	1	1	-
Detinue	DT	2	2	5	5	-
Garnishment	GA	12	7	17	10	6
Motion for Judgment	MJ	2	4	4	0	4
Prelim Prot Order	PP	1	0	1	1	-
Unlawful Detainer	UD	38	11	38	36	2
Warrant in Debt	WD	102	119	132	80	52
Civil Total		158	143	198	133	64
Franklin City Totals		259	406	466	246	219



CASELOAD STATISTICS OF THE GENERAL DISTRICT COURTS

December 2018

Isle of Wight

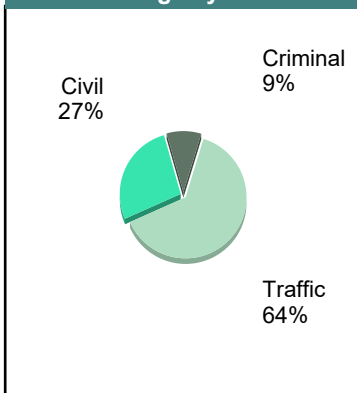
District: 5

		<u>Filings</u>	<u>Hearings</u>	<u>Transactions</u>	<u>Concluded</u>	<u>Cont</u>
<u>Criminal</u>						
Capias	CA	1	16	16	4	12
Civil Violation	CV	1	4	4	0	4
Felony	F	18	95	115	47	68
Misdemeanor	M	39	164	165	71	94
Show Cause	SC	2	19	19	7	12
Criminal Total		61	298	319	129	190
<u>Traffic</u>						
Capias	CA	1	14	14	8	6
Felony	F	1	1	1	0	1
Infraction	I	356	341	491	356	135
Misdemeanor	M	63	178	178	80	98
Show Cause	SC	8	21	21	12	9
Traffic Total		429	555	705	456	249
<u>Civil</u>						
Abstract	AJ	1	0	1	1	-
Admin License	AL	6	0	6	6	-
Bond Forfeiture	BF	3	3	3	0	2
Detinue	DT	3	1	6	6	-
Garnishment	GA	32	3	34	31	3
Interrogatory	IN	0	0	2	2	-
Motion for Judgment	MJ	2	3	3	3	-
Other	OT	6	4	7	5	2
Prelim Prot Order	PP	2	0	2	2	-
Show Cause	SC	2	0	2	2	-
Unlawful Detainer	UD	59	48	71	64	7
Warrant in Debt	WD	68	82	93	72	21
Civil Total		184	144	230	194	35
Isle of Wight Totals		674	997	1,254	779	474

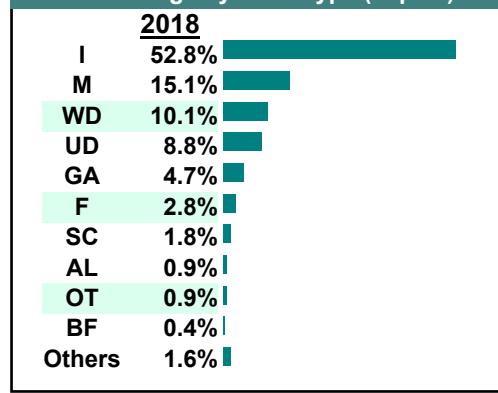
Calendared Filings with Top 12 Scheduled Times

	M	T	W	R	F		
Week 1						Wed-09:00AM	44%
						Fri-09:00AM	21%
						Thu-09:00AM	10%
Week 2						Wed-13:00PM	7%
						Wed-08:30AM	6%
Week 3						Fri-09:30AM	5%
						Thu-13:00PM	3%
Week 4						Mon-08:30AM	1%
						Thu-08:30AM	1%
						Mon-08:00AM	0%
						Mon-09:00AM	0%
						Thu-11:00AM	0%
						Others	0%

% of Filings by Division



% of Filings by Case Type (Top 10)



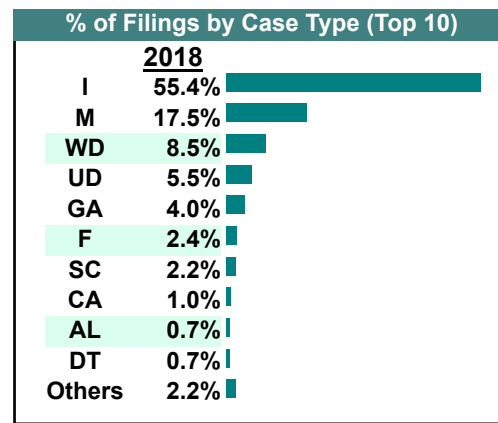
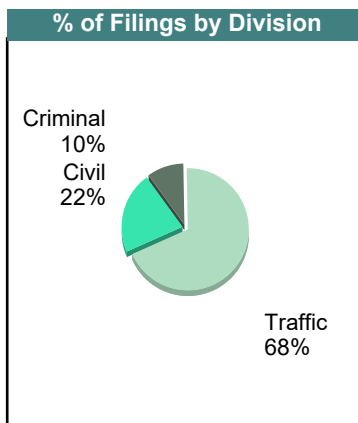
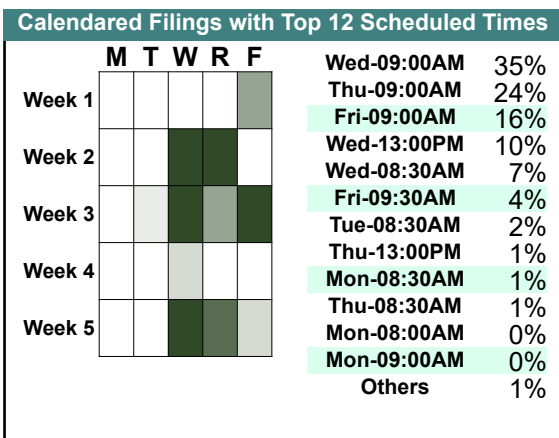
CASELOAD STATISTICS OF THE GENERAL DISTRICT COURTS

November 2018

Isle of Wight

District: 5

		<u>Filings</u>	<u>Hearings</u>	<u>Transactions</u>	<u>Concluded</u>	<u>Cont</u>
<u>Criminal</u>						
Capias	CA	5	15	15	7	8
Civil Violation	CV	1	9	9	7	2
Felony	F	19	119	128	42	86
Misdemeanor	M	57	196	198	81	116
Show Cause	SC	4	20	20	11	9
Criminal Total		86	359	370	148	221
<u>Traffic</u>						
Capias	CA	4	25	25	13	12
Felony	F	2	5	5	3	2
Infraction	I	487	491	673	509	159
Misdemeanor	M	97	240	240	117	123
Show Cause	SC	12	31	31	17	14
Traffic Total		602	792	974	659	310
<u>Civil</u>						
Abstract	AJ	1	0	1	1	-
Admin License	AL	6	0	6	6	-
Bond Forfeiture	BF	0	2	2	1	1
Detinue	DT	6	5	8	5	3
Garnishment	GA	35	2	41	39	2
Impoundment	IM	2	0	2	2	-
Interrogatory	IN	6	3	9	6	3
Motion for Judgment	MJ	2	4	4	2	2
Other	OT	1	2	3	3	-
Protective Order	PO	2	1	3	2	-
Prelim Prot Order	PP	4	0	4	4	-
Show Cause	SC	3	1	3	2	1
Unlawful Detainer	UD	48	32	52	45	7
Warrant in Debt	WD	75	78	95	67	28
Civil Total		191	130	233	185	47
Isle of Wight Totals		879	1,281	1,577	992	578



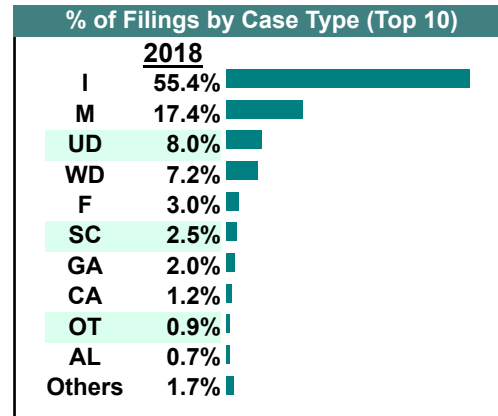
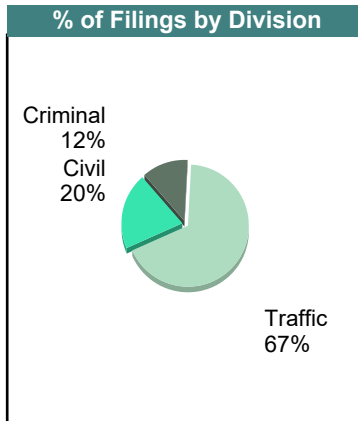
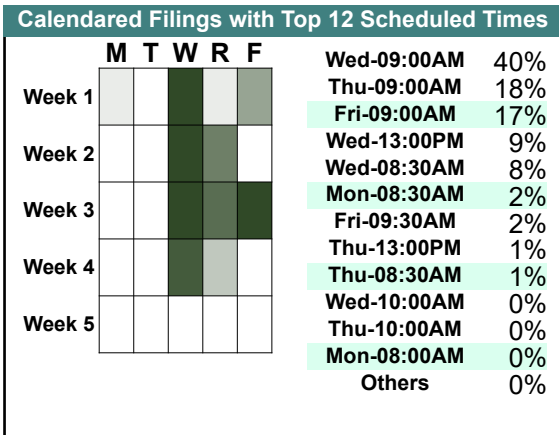
CASELOAD STATISTICS OF THE GENERAL DISTRICT COURTS

October 2018

Isle of Wight

District: 5

		<u>Filings</u>	<u>Hearings</u>	<u>Transactions</u>	<u>Concluded</u>	<u>Cont</u>
<u>Criminal</u>						
Capias	CA	8	16	16	6	10
Civil Violation	CV	3	11	11	2	9
Felony	F	30	163	164	34	130
Misdemeanor	M	71	244	248	91	157
Show Cause	SC	12	31	31	7	24
Criminal Total		124	465	470	140	330
<u>Traffic</u>						
Capias	CA	4	28	28	11	17
Felony	F	0	6	6	3	3
Infraction	I	559	500	739	559	180
Misdemeanor	M	105	279	279	112	167
Show Cause	SC	13	25	25	12	13
Traffic Total		681	838	1,077	697	380
<u>Civil</u>						
Abstract	AJ	1	0	1	1	-
Admin License	AL	7	0	7	7	-
Bond Forfeiture	BF	0	1	1	1	-
Detinue	DT	3	4	5	3	2
Garnishment	GA	20	3	22	19	3
Impoundment	IM	1	0	1	1	-
Interrogatory	IN	2	2	4	2	2
Motion for Judgment	MJ	2	2	4	2	2
Other	OT	9	9	9	6	3
Protective Order	PO	1	1	1	0	1
Prelim Prot Order	PP	4	0	4	4	-
Unlawful Detainer	UD	81	42	91	86	5
Warrant in Debt	WD	73	85	100	74	26
Civil Total		204	149	250	206	44
Isle of Wight Totals		1,009	1,452	1,797	1,043	754



CASELOAD STATISTICS OF THE GENERAL DISTRICT COURTS

September 2018

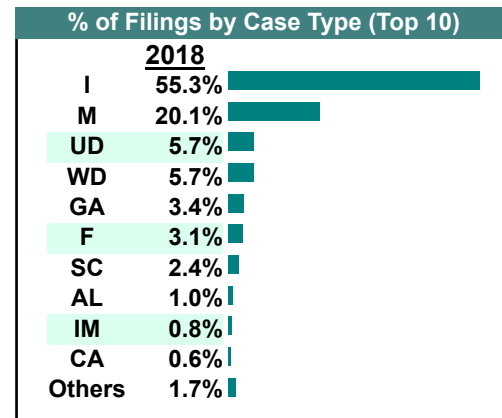
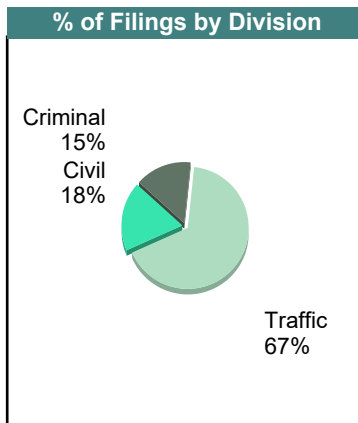
Isle of Wight

District: 5

		<u>Filings</u>	<u>Hearings</u>	<u>Transactions</u>	<u>Concluded</u>	<u>Cont</u>
<u>Criminal</u>						
Capias	CA	3	17	17	6	11
Civil Violation	CV	3	15	15	6	9
Felony	F	27	124	128	22	106
Misdemeanor	M	83	210	220	73	147
Show Cause	SC	14	20	20	7	13
Criminal Total		130	386	400	114	286
<u>Traffic</u>						
Capias	CA	2	25	25	5	20
Felony	F	0	3	3	0	3
Infraction	I	481	472	645	467	178
Misdemeanor	M	92	238	239	84	155
Show Cause	SC	5	28	28	12	16
Traffic Total		580	766	940	568	372
<u>Civil</u>						
Abstract	AJ	2	0	2	2	-
Admin License	AL	9	0	9	9	-
Bond Forfeiture	BF	1	2	4	4	-
Detinue	DT	2	3	4	3	1
Garnishment	GA	30	6	36	30	6
Impoundment	IM	7	0	7	7	-
Interrogatory	IN	4	4	6	2	4
Motion for Judgment	MJ	0	5	5	0	5
Other	OT	1	3	4	3	1
Prelim Prot Order	PP	2	0	2	2	-
Show Cause	SC	2	0	2	2	-
Unlawful Detainer	UD	50	32	56	46	10
Warrant in Debt	WD	50	51	70	48	22
Civil Total		160	106	207	158	49
Isle of Wight Totals		870	1,258	1,547	840	707

Calendared Filings with Top 12 Scheduled Times	
	M T W R F
Week 1	
Week 2	
Week 3	
Week 4	

Wed-09:00AM	38%
Wed-13:00PM	22%
Fri-09:00AM	13%
Wed-08:30AM	10%
Thu-09:00AM	6%
Thu-13:00PM	4%
Fri-09:30AM	3%
Tue-08:30AM	1%
Mon-08:30AM	1%
Mon-09:00AM	1%
Wed-08:00AM	0%
Thu-08:30AM	0%
Others	1%



CASELOAD STATISTICS OF THE GENERAL DISTRICT COURTS

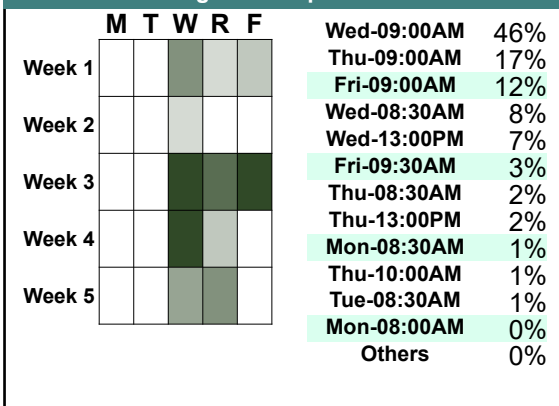
August 2018

Isle of Wight

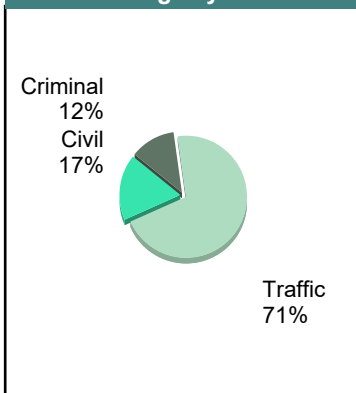
District: 5

		<u>Filings</u>	<u>Hearings</u>	<u>Transactions</u>	<u>Concluded</u>	<u>Cont</u>
<u>Criminal</u>						
Capias	CA	6	21	21	7	14
Civil Violation	CV	4	21	21	10	11
Felony	F	31	118	123	27	96
Misdemeanor	M	48	234	238	98	140
Show Cause	SC	11	20	20	14	6
Criminal Total		100	414	423	156	267
<u>Traffic</u>						
Capias	CA	17	36	36	15	21
Felony	F	0	6	7	1	6
Infraction	I	477	586	768	560	208
Misdemeanor	M	83	294	294	134	160
Show Cause	SC	11	41	41	17	24
Traffic Total		588	963	1,146	727	419
<u>Civil</u>						
Admin License	AL	6	0	6	6	-
Bond Forfeiture	BF	2	0	2	2	-
Detinue	DT	3	5	5	4	1
Garnishment	GA	25	4	31	27	4
Impoundment	IM	2	0	2	2	-
Interrogatory	IN	1	1	1	0	1
Motion for Judgment	MJ	4	7	11	7	4
Other	OT	3	2	3	1	2
Protective Order	PO	5	1	6	5	1
Prelim Prot Order	PP	2	0	2	2	-
Unlawful Detainer	UD	48	22	51	46	5
Warrant in Debt	WD	44	52	67	39	28
Civil Total		145	94	187	141	46
Isle of Wight Totals		833	1,471	1,756	1,024	732

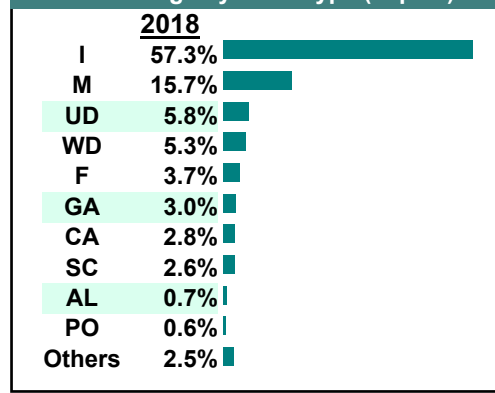
Calendared Filings with Top 12 Scheduled Times



% of Filings by Division



% of Filings by Case Type (Top 10)



CASELOAD STATISTICS OF THE GENERAL DISTRICT COURTS

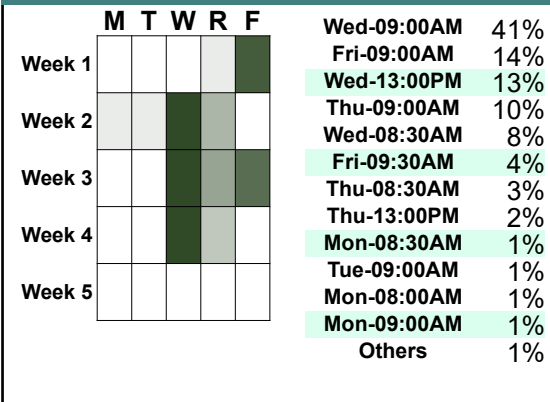
July 2018

Isle of Wight

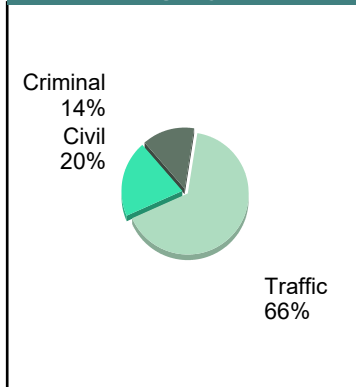
District: 5

		<u>Filings</u>	<u>Hearings</u>	<u>Transactions</u>	<u>Concluded</u>	<u>Cont</u>
<u>Criminal</u>						
Capias	CA	8	22	22	6	16
Civil Violation	CV	8	14	14	2	12
Felony	F	36	118	129	38	91
Misdemeanor	M	89	212	213	74	139
Show Cause	SC	1	12	12	2	9
Criminal Total		142	378	390	122	267
<u>Traffic</u>						
Capias	CA	3	21	21	6	15
Felony	F	1	4	4	1	3
Infraction	I	545	510	678	472	206
Misdemeanor	M	107	212	212	73	139
Show Cause	SC	9	21	21	7	14
Traffic Total		665	768	936	559	377
<u>Civil</u>						
Abstract	AJ	1	0	1	1	-
Admin License	AL	18	2	18	16	-
Bond Forfeiture	BF	1	3	4	3	1
Capias	CA	1	0	1	1	-
Detinue	DT	2	4	4	1	3
Garnishment	GA	36	6	40	34	6
Impoundment	IM	3	0	3	3	-
Interrogatory	IN	4	2	11	9	2
Motion for Judgment	MJ	10	8	11	5	6
Other	OT	4	2	6	5	1
Prelim Prot Order	PP	3	0	3	3	-
Show Cause	SC	7	0	8	8	-
Unlawful Detainer	UD	53	37	57	52	5
Warrant in Debt	WD	61	67	81	58	23
Civil Total		204	131	248	199	47
Isle of Wight Totals		1,011	1,277	1,574	880	691

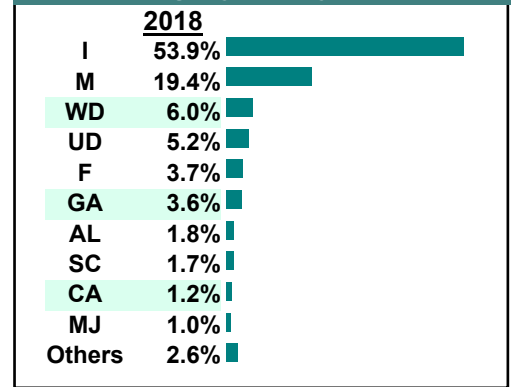
Calendared Filings with Top 12 Scheduled Times



% of Filings by Division



% of Filings by Case Type (Top 10)



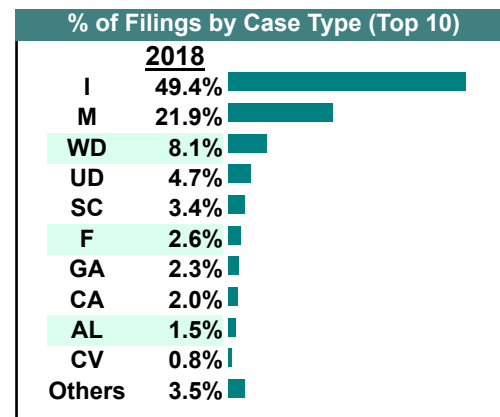
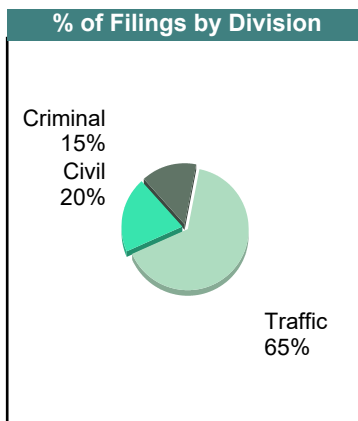
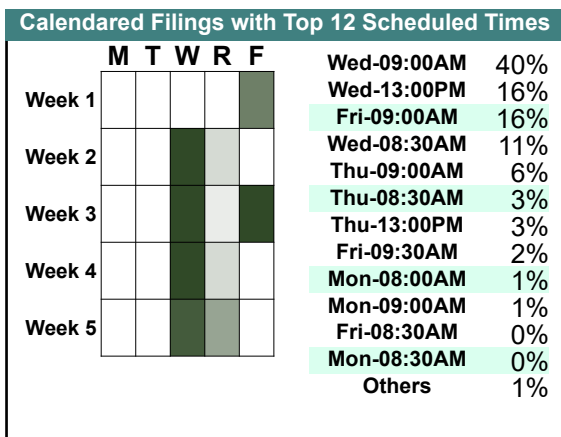
CASELOAD STATISTICS OF THE GENERAL DISTRICT COURTS

June 2018

Isle of Wight

District: 5

		Filings	Hearings	Transactions	Concluded	Cont
<u>Criminal</u>						
Capias	CA	6	14	14	7	7
Civil Violation	CV	6	17	17	6	11
Felony	F	22	91	112	43	68
Misdemeanor	M	92	237	241	96	145
Show Cause	SC	9	21	21	7	14
Criminal Total		135	380	405	159	245
<u>Traffic</u>						
Capias	CA	12	40	40	16	24
Civil Violation	CV	1	1	1	1	-
Felony	F	2	6	6	2	4
Infraction	I	454	509	660	493	167
Misdemeanor	M	109	305	305	143	160
Show Cause	SC	21	55	55	28	27
Traffic Total		599	916	1,067	683	382
<u>Civil</u>						
Abstract	AJ	1	0	1	1	-
Admin License	AL	14	0	14	14	-
Bond Forfeiture	BF	3	4	4	0	4
Detinue	DT	7	6	8	5	3
Garnishment	GA	21	6	29	23	6
Impoundment	IM	1	0	1	1	-
Interrogatory	IN	5	4	6	2	4
Motion for Judgment	MJ	4	7	7	2	5
Other	OT	7	5	7	7	-
Protective Order	PO	2	1	2	1	-
Prelim Prot Order	PP	2	0	2	2	-
Show Cause	SC	1	0	1	1	-
Unlawful Detainer	UD	43	22	44	40	4
Warrant in Debt	WD	74	76	92	63	29
Civil Total		185	131	218	162	55
Isle of Wight Totals		919	1,427	1,690	1,004	682



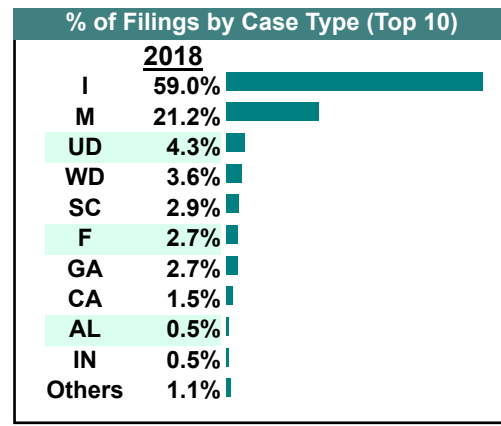
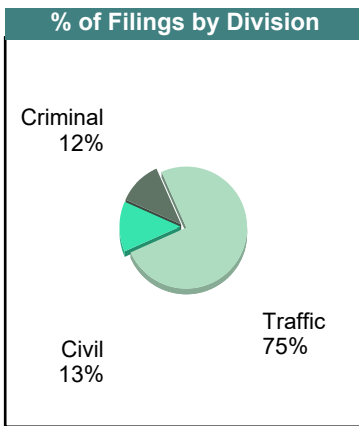
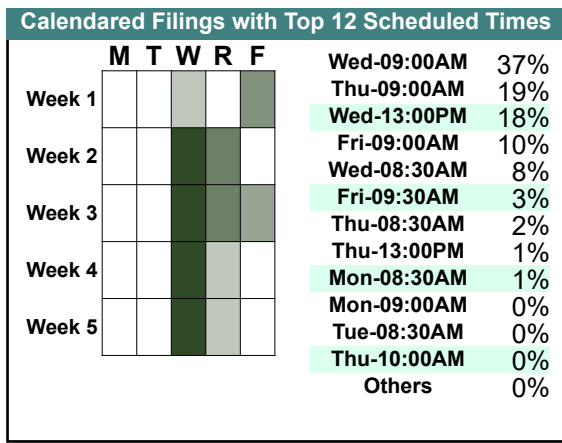
CASELOAD STATISTICS OF THE GENERAL DISTRICT COURTS

May 2018

Isle of Wight

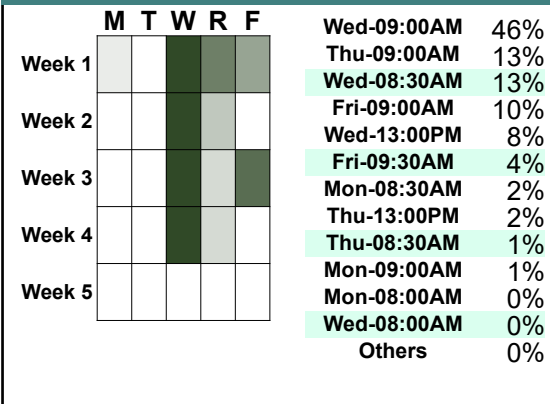
District: 5

		<u>Filings</u>	<u>Hearings</u>	<u>Transactions</u>	<u>Concluded</u>	<u>Cont</u>
<u>Criminal</u>						
Capias	CA	8	19	19	7	12
Civil Violation	CV	1	10	10	3	7
Felony	F	26	105	113	25	88
Misdemeanor	M	76	257	263	79	184
Show Cause	SC	7	23	23	11	12
Criminal Total		118	414	428	125	303
<u>Traffic</u>						
Capias	CA	7	40	40	13	27
Felony	F	1	7	7	1	6
Infraction	I	590	613	836	587	249
Misdemeanor	M	136	336	336	151	185
Show Cause	SC	16	57	57	25	31
Traffic Total		750	1,053	1,276	777	498
<u>Civil</u>						
Admin License	AL	5	1	5	4	-
Bond Forfeiture	BF	3	2	4	2	2
Detinue	DT	2	1	4	3	1
Garnishment	GA	27	3	33	30	3
Impoundment	IM	1	0	1	1	-
Interrogatory	IN	5	3	9	6	3
Other	OT	3	4	5	3	2
Protective Order	PO	1	0	1	1	-
Show Cause	SC	6	1	6	5	1
Unlawful Detainer	UD	43	29	49	46	3
Warrant in Debt	WD	36	39	46	42	4
Civil Total		132	83	163	143	19
Isle of Wight Totals		1,000	1,550	1,867	1,045	820

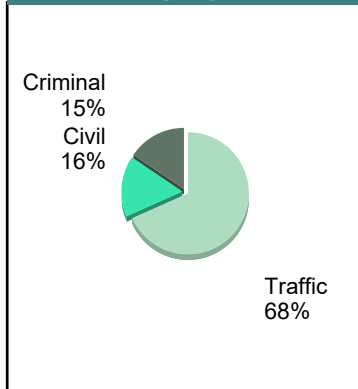


		<u>Filings</u>	<u>Hearings</u>	<u>Transactions</u>	<u>Concluded</u>	<u>Cont</u>
<u>Criminal</u>						
Capias	CA	3	11	11	4	7
Civil Violation	CV	0	15	15	7	8
Felony	F	39	164	178	56	122
Misdemeanor	M	61	240	241	81	160
Show Cause	SC	14	32	32	14	17
Criminal Total		117	462	477	162	314
<u>Traffic</u>						
Capias	CA	8	33	33	10	23
Felony	F	4	9	9	1	8
Infraction	I	403	448	607	432	174
Misdemeanor	M	90	257	257	109	148
Show Cause	SC	13	50	50	17	32
Traffic Total		518	797	956	569	385
<u>Civil</u>						
Admin License	AL	9	0	9	9	-
Bond Forfeiture	BF	2	4	4	0	4
Detinue	DT	1	1	1	0	1
Garnishment	GA	30	11	39	28	11
Impoundment	IM	3	0	3	3	-
Interrogatory	IN	1	1	3	2	1
Motion for Judgment	MJ	0	1	2	1	1
Other	OT	1	8	8	3	5
Protective Order	PO	1	0	1	1	-
Prelim Prot Order	PP	1	0	1	1	-
Petition-Restore Arms	PR	1	0	1	1	-
Show Cause	SC	2	0	2	2	-
Unlawful Detainer	UD	25	11	31	28	3
Warrant in Debt	WD	45	71	89	71	18
Civil Total		122	108	194	150	44
Isle of Wight Totals		757	1,367	1,627	881	743

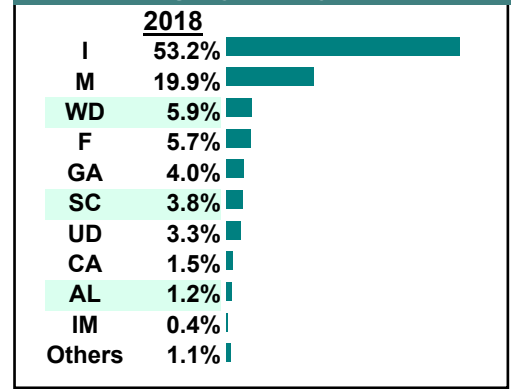
Calendared Filings with Top 12 Scheduled Times



% of Filings by Division



% of Filings by Case Type (Top 10)



CASELOAD STATISTICS OF THE GENERAL DISTRICT COURTS

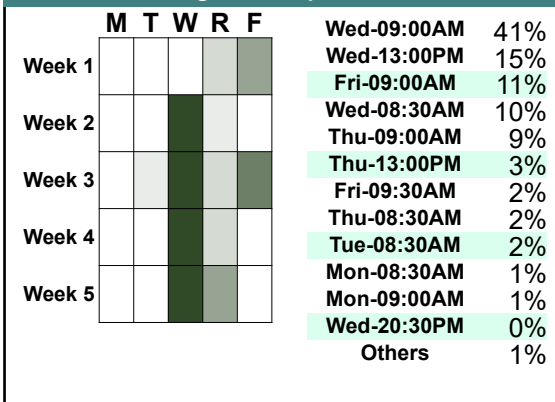
March 2018

Isle of Wight

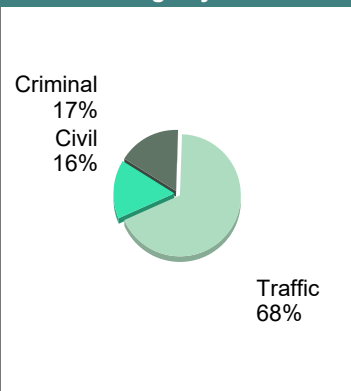
District: 5

		<u>Filings</u>	<u>Hearings</u>	<u>Transactions</u>	<u>Concluded</u>	<u>Cont</u>
<u>Criminal</u>						
Capias	CA	6	14	14	5	9
Civil Violation	CV	4	25	25	10	15
Felony	F	36	145	150	22	128
Misdemeanor	M	81	273	275	103	172
Show Cause	SC	15	23	23	9	14
Criminal Total		142	480	487	149	338
<u>Traffic</u>						
Capias	CA	14	37	37	15	22
Felony	F	2	3	3	0	3
Infraction	I	436	466	621	457	164
Misdemeanor	M	93	288	288	137	151
Restricted O/L	RL	1	1	1	1	-
Show Cause	SC	26	58	58	21	37
Traffic Total		572	853	1,008	631	377
<u>Civil</u>						
Abstract	AJ	1	0	1	1	-
Admin License	AL	11	0	11	11	-
Detinue	DT	2	2	3	2	1
Garnishment	GA	21	4	38	34	4
Impoundment	IM	2	0	2	2	-
Interrogatory	IN	3	4	13	9	4
Motion for Judgment	MJ	0	2	3	1	2
Other	OT	5	2	5	3	2
Protective Order	PO	1	0	1	1	-
Prelim Prot Order	PP	2	0	2	2	-
Show Cause	SC	4	0	7	7	-
Unlawful Detainer	UD	38	18	42	39	3
Warrant in Debt	WD	41	93	110	95	15
Civil Total		131	125	238	207	31
Isle of Wight Totals		845	1,458	1,733	987	746

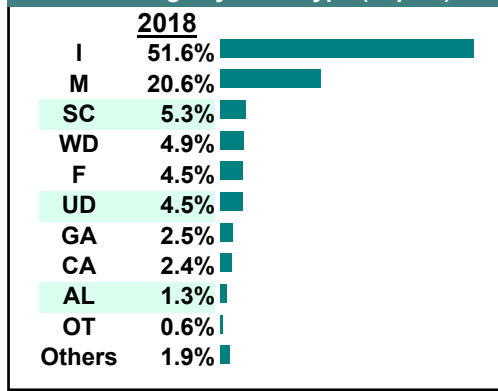
Calendared Filings with Top 12 Scheduled Times



% of Filings by Division



% of Filings by Case Type (Top 10)



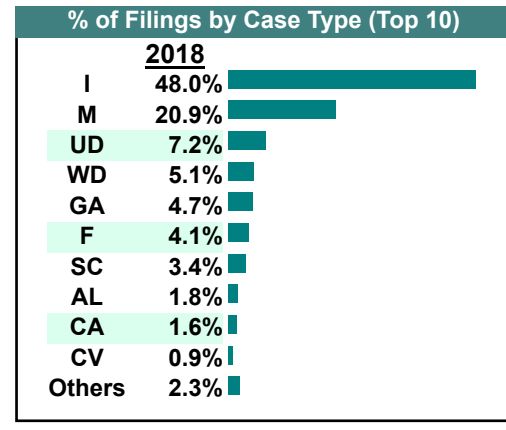
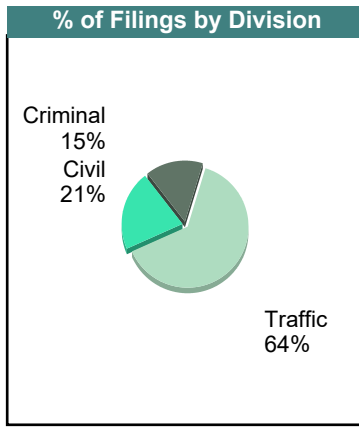
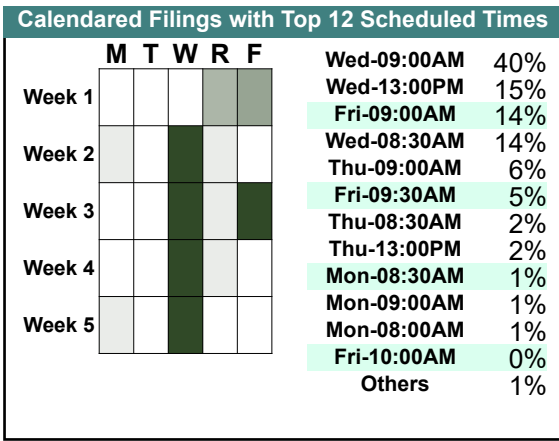
CASELOAD STATISTICS OF THE GENERAL DISTRICT COURTS

February 2018

Isle of Wight

District: 5

		<u>Filings</u>	<u>Hearings</u>	<u>Transactions</u>	<u>Concluded</u>	<u>Cont</u>
<u>Criminal</u>						
Capias	CA	3	17	17	8	9
Civil Violation	CV	7	19	19	4	15
Felony	F	32	137	142	28	114
Misdemeanor	M	74	236	236	66	170
Show Cause	SC	4	17	17	11	6
Criminal Total		120	426	431	117	314
<u>Traffic</u>						
Capias	CA	10	33	33	6	27
Felony	F	0	6	6	4	2
Infraction	I	379	515	650	436	214
Misdemeanor	M	91	318	318	94	224
Show Cause	SC	22	54	54	14	40
Traffic Total		502	926	1,061	554	507
<u>Civil</u>						
Admin License	AL	14	0	14	14	-
Detinue	DT	0	1	1	0	1
Garnishment	GA	37	3	39	36	3
Impoundment	IM	2	0	2	2	-
Interrogatory	IN	7	6	9	3	6
Other	OT	4	3	4	1	3
Protective Order	PO	1	0	1	1	-
Prelim Prot Order	PP	4	0	4	4	-
Show Cause	SC	1	0	2	2	-
Unlawful Detainer	UD	57	36	68	61	7
Warrant in Debt	WD	40	51	69	51	18
Civil Total		167	100	213	175	38
Isle of Wight Totals		789	1,452	1,705	846	859



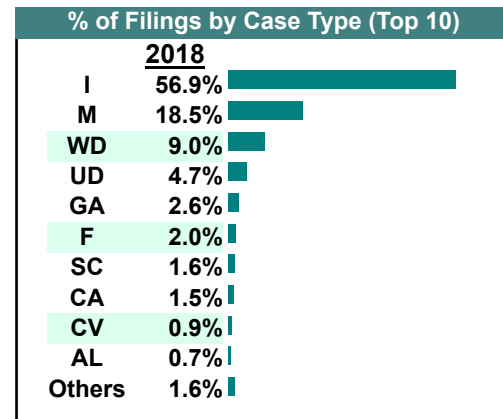
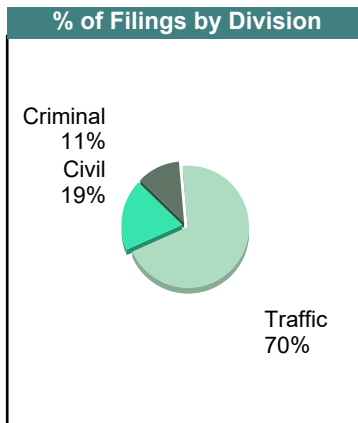
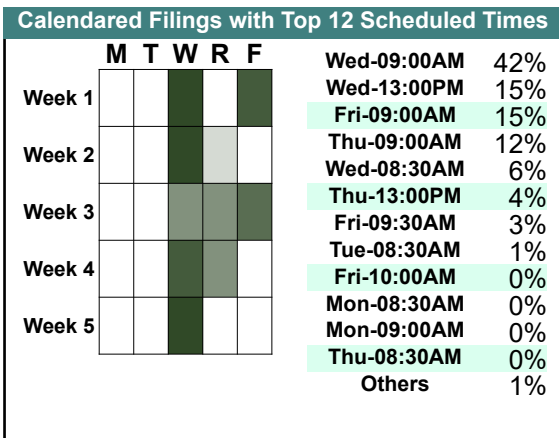
CASELOAD STATISTICS OF THE GENERAL DISTRICT COURTS

January 2018

Isle of Wight

District: 5

		<u>Filings</u>	<u>Hearings</u>	<u>Transactions</u>	<u>Concluded</u>	<u>Cont</u>
<u>Criminal</u>						
Capias	CA	6	17	17	3	14
Civil Violation	CV	10	26	26	8	18
Felony	F	21	107	111	15	96
Misdemeanor	M	84	265	270	82	188
Show Cause	SC	1	11	11	3	8
Criminal Total		122	426	435	111	324
<u>Traffic</u>						
Capias	CA	10	32	32	8	24
Felony	F	0	5	5	0	5
Infraction	I	611	635	840	553	287
Misdemeanor	M	115	338	339	105	234
Show Cause	SC	13	31	31	8	23
Traffic Total		749	1,041	1,247	674	573
<u>Civil</u>						
Admin License	AL	7	0	7	7	-
Detinue	DT	4	4	4	3	1
Garnishment	GA	28	21	32	11	21
Impoundment	IM	1	0	1	1	-
Interrogatory	IN	3	6	6	0	6
Motion for Judgment	MJ	1	1	1	0	1
Other	OT	3	2	7	7	-
Protective Order	PO	2	0	2	2	-
Prelim Prot Order	PP	3	0	3	3	-
Show Cause	SC	3	3	3	0	3
Unlawful Detainer	UD	50	35	55	42	13
Warrant in Debt	WD	97	123	131	25	106
Civil Total		202	195	252	101	151
Isle of Wight Totals		1,073	1,662	1,934	886	1,048



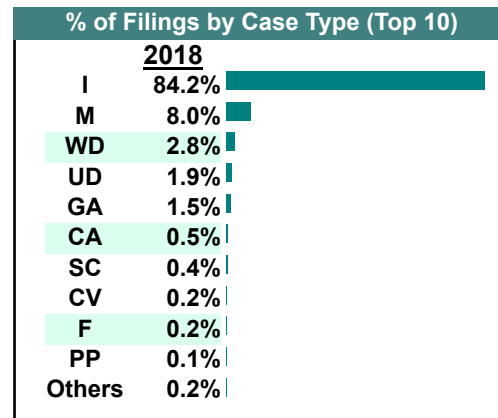
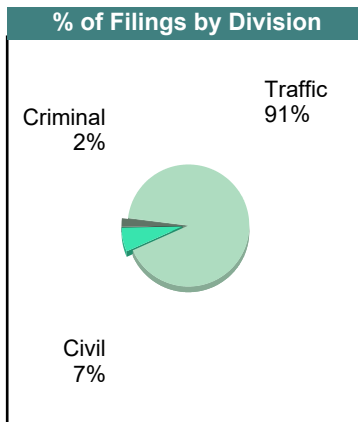
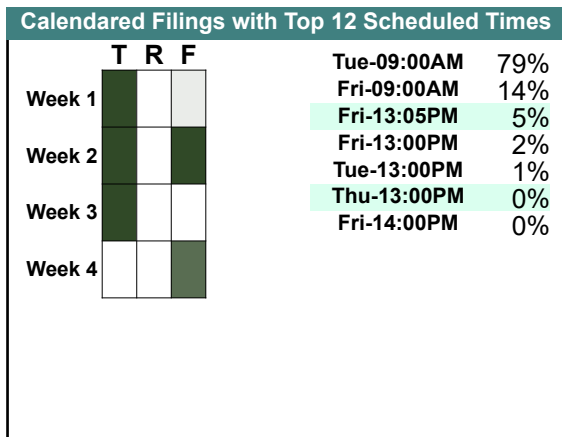
CASELOAD STATISTICS OF THE GENERAL DISTRICT COURTS

December 2018

Southampton

District: 5

		<u>Filings</u>	<u>Hearings</u>	<u>Transactions</u>	<u>Concluded</u>	<u>Cont</u>
<u>Criminal</u>						
Capias	CA	3	6	6	2	4
Civil Violation	CV	1	1	1	0	1
Felony	F	2	17	17	2	15
Misdemeanor	M	25	57	58	28	30
Show Cause	SC	2	8	8	1	7
Criminal Total		33	89	90	33	57
<u>Traffic</u>						
Capias	CA	5	7	7	2	5
Civil Violation	CV	2	0	2	2	-
Felony	F	1	3	3	0	3
Infraction	I	1,384	956	1,618	1,340	278
Misdemeanor	M	107	191	191	89	102
Show Cause	SC	4	8	8	5	3
Traffic Total		1,503	1,165	1,829	1,438	391
<u>Civil</u>						
Abstract	AJ	1	0	1	1	-
Bond Forfeiture	BF	1	0	1	1	-
Garnishment	GA	24	0	24	24	-
Interrogatory	IN	1	0	1	1	-
Motion for Judgment	MJ	0	1	1	0	1
Prelim Prot Order	PP	2	0	2	2	-
Show Cause	SC	1	1	1	1	-
Unlawful Detainer	UD	31	35	35	32	3
Warrant in Debt	WD	46	64	64	45	19
Civil Total		107	101	130	107	23
Southampton Totals		1,643	1,355	2,049	1,578	471



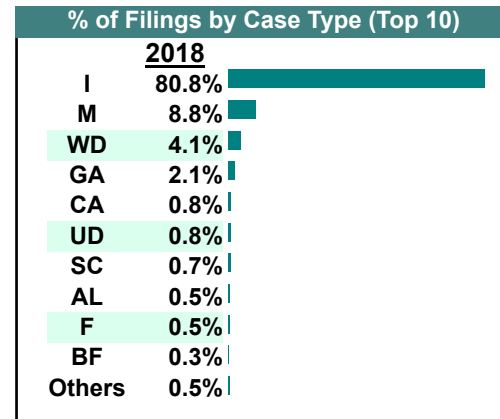
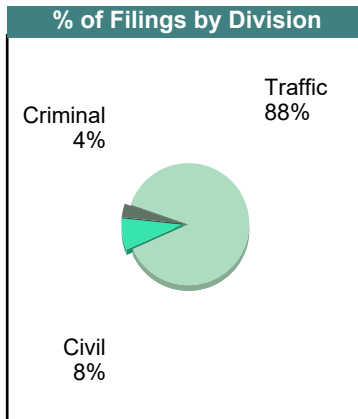
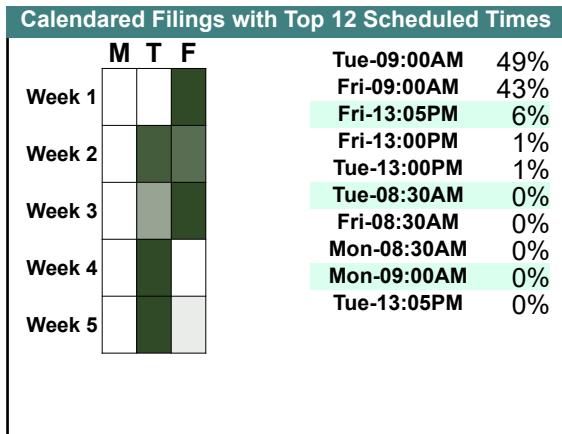
CASELOAD STATISTICS OF THE GENERAL DISTRICT COURTS

November 2018

Southampton

District: 5

		<u>Filings</u>	<u>Hearings</u>	<u>Transactions</u>	<u>Concluded</u>	<u>Cont</u>
<u>Criminal</u>						
Capias	CA	2	5	5	0	5
Civil Violation	CV	1	3	3	0	3
Felony	F	4	32	32	4	28
Misdemeanor	M	20	48	48	12	36
Show Cause	SC	1	6	6	0	6
Criminal Total		28	94	94	16	78
<u>Traffic</u>						
Capias	CA	4	6	6	1	5
Felony	F	0	1	1	1	-
Infraction	I	589	512	791	638	153
Misdemeanor	M	44	113	113	56	57
Show Cause	SC	4	9	9	4	5
Traffic Total		641	641	920	700	220
<u>Civil</u>						
Admin License	AL	4	0	4	4	-
Bond Forfeiture	BF	2	2	3	1	2
Garnishment	GA	15	0	15	15	-
Impoundment	IM	1	0	1	1	-
Motion for Judgment	MJ	0	1	1	1	-
Other	OT	2	0	2	2	-
Protective Order	PO	0	0	1	1	-
Unlawful Detainer	UD	6	7	7	5	2
Warrant in Debt	WD	30	35	35	29	6
Civil Total		60	45	69	59	10
Southampton Totals		729	780	1,083	775	308



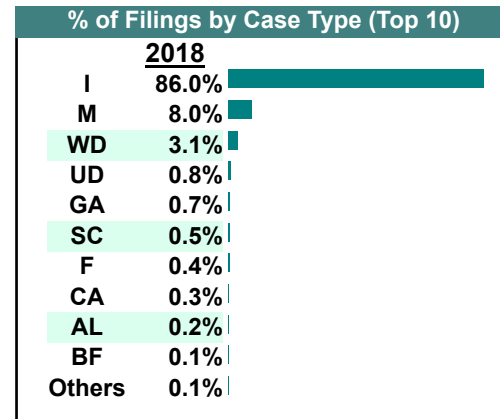
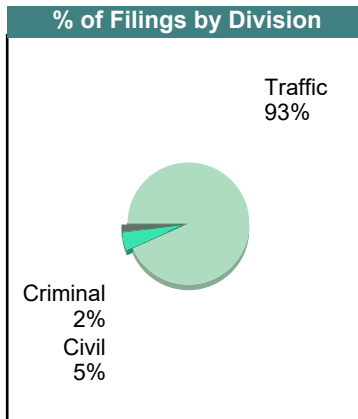
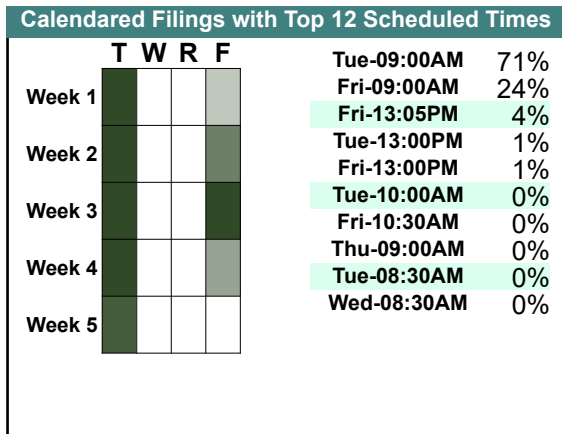
CASELOAD STATISTICS OF THE GENERAL DISTRICT COURTS

October 2018

Southampton

District: 5

		Filings	Hearings	Transactions	Concluded	Cont
<u>Criminal</u>						
Capias	CA	2	3	3	2	1
Civil Violation	CV	0	2	2	0	2
Felony	F	8	38	38	6	32
Misdemeanor	M	18	63	63	32	31
Show Cause	SC	3	8	8	3	5
Criminal Total		31	114	114	43	71
<u>Traffic</u>						
Capias	CA	3	8	8	6	2
Infraction	I	1,562	1,160	1,909	1,537	372
Misdemeanor	M	127	248	248	130	118
Show Cause	SC	6	12	12	6	6
Traffic Total		1,698	1,428	2,177	1,679	498
<u>Civil</u>						
Admin License	AL	3	0	3	3	-
Bond Forfeiture	BF	1	0	1	1	-
Garnishment	GA	12	0	12	12	-
Interrogatory	IN	0	0	3	3	-
Motion for Judgment	MJ	0	4	4	2	2
Other	OT	1	0	1	1	-
Protective Order	PO	0	1	2	1	1
Show Cause	SC	0	2	2	2	-
Unlawful Detainer	UD	15	20	20	18	2
Warrant in Debt	WD	56	78	80	61	19
Civil Total		88	105	128	104	24
Southampton Totals		1,817	1,647	2,419	1,826	593



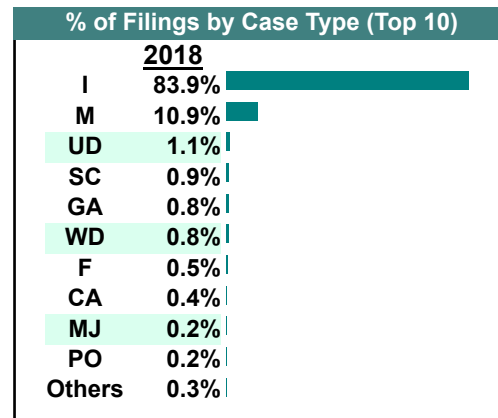
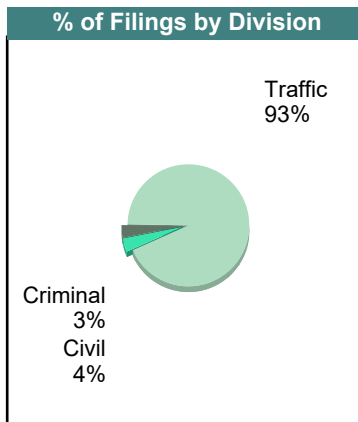
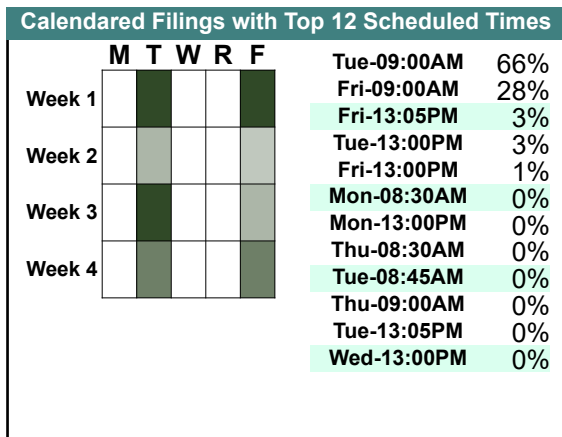
CASELOAD STATISTICS OF THE GENERAL DISTRICT COURTS

September 2018

Southampton

District: 5

		Filings	Hearings	Transactions	Concluded	Cont
<u>Criminal</u>						
Capias	CA	2	8	8	6	2
Civil Violation	CV	0	1	1	1	-
Felony	F	5	48	48	22	26
Misdemeanor	M	28	104	107	51	56
Show Cause	SC	7	11	11	5	6
Criminal Total		42	172	175	85	90
<u>Traffic</u>						
Capias	CA	3	7	7	2	5
Felony	F	1	2	2	1	1
Infraction	I	1,112	847	1,352	1,074	278
Misdemeanor	M	117	206	207	95	112
Show Cause	SC	2	12	12	5	7
Traffic Total		1,235	1,074	1,580	1,177	403
<u>Civil</u>						
Admin License	AL	1	0	1	1	-
Detinue	DT	1	1	1	1	-
Garnishment	GA	11	5	16	11	5
Interrogatory	IN	1	4	5	1	4
Motion for Judgment	MJ	3	3	3	0	3
Protective Order	PO	3	2	3	1	2
Prelim Prot Order	PP	1	1	2	1	1
Show Cause	SC	3	4	4	1	3
Unlawful Detainer	UD	15	19	19	11	8
Warrant in Debt	WD	10	14	14	2	12
Civil Total		49	53	68	30	38
Southampton Totals		1,326	1,299	1,823	1,292	531



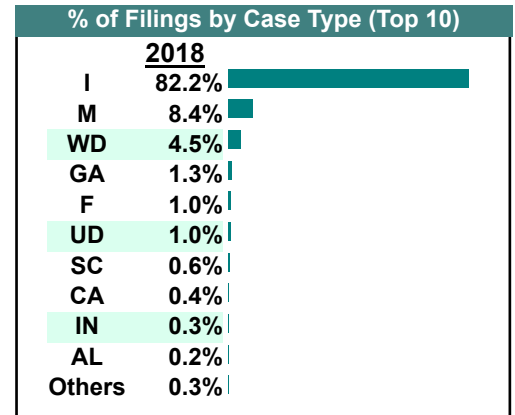
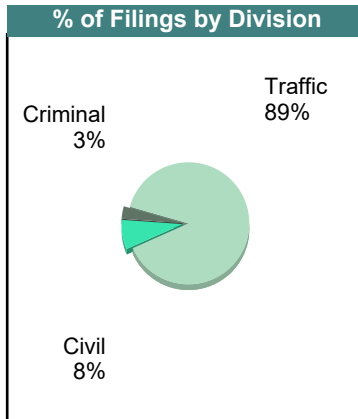
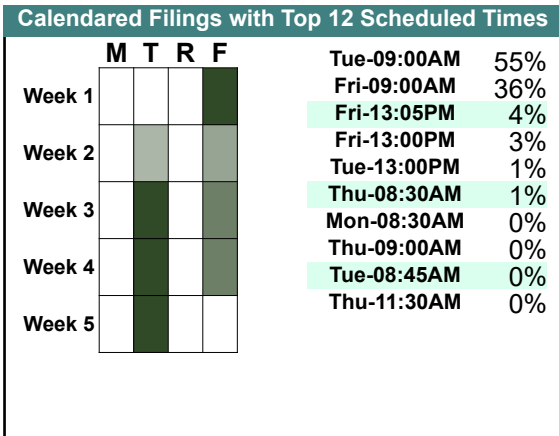
CASELOAD STATISTICS OF THE GENERAL DISTRICT COURTS

August 2018

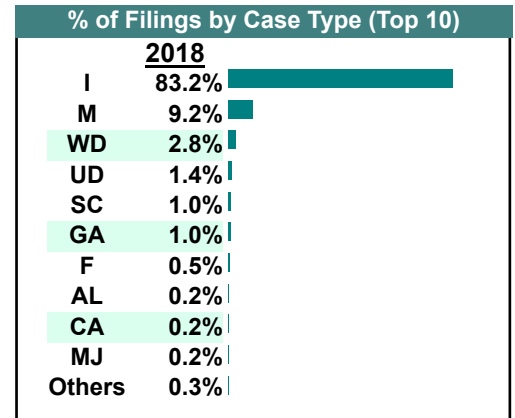
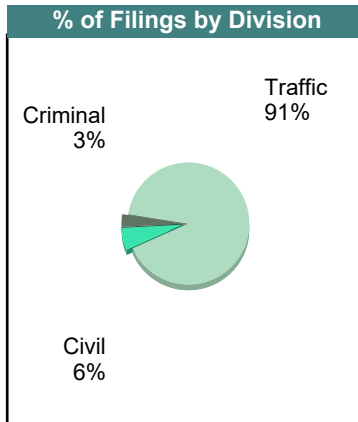
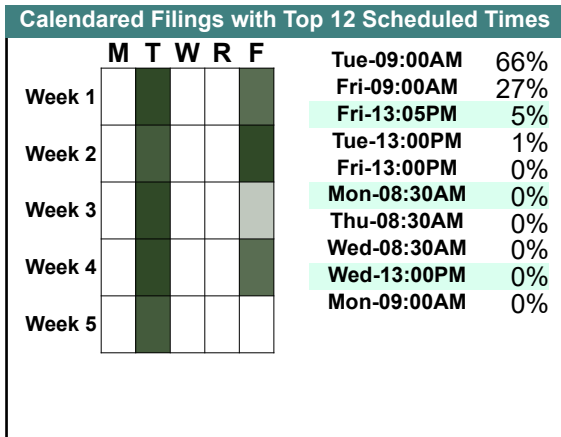
Southampton

District: 5

		<u>Filings</u>	<u>Hearings</u>	<u>Transactions</u>	<u>Concluded</u>	<u>Cont</u>
<u>Criminal</u>						
Capias	CA	3	5	5	2	3
Civil Violation	CV	1	0	1	1	-
Felony	F	11	29	29	12	17
Misdemeanor	M	22	54	54	14	40
Show Cause	SC	2	6	6	2	4
Criminal Total		39	94	95	31	64
<u>Traffic</u>						
Capias	CA	1	6	6	1	5
Infraction	I	921	727	1,189	947	242
Misdemeanor	M	72	139	139	73	66
Show Cause	SC	2	12	12	5	7
Traffic Total		996	884	1,346	1,026	320
<u>Civil</u>						
Admin License	AL	2	0	2	2	-
Detinue	DT	1	0	1	1	-
Garnishment	GA	15	0	15	15	-
Interrogatory	IN	3	3	5	2	3
Protective Order	PO	0	0	1	1	-
Prelim Prot Order	PP	1	0	1	1	-
Show Cause	SC	3	0	3	3	-
Unlawful Detainer	UD	11	10	13	10	3
Warrant in Debt	WD	50	52	61	45	16
Civil Total		86	65	102	80	22
Southampton Totals		1,121	1,043	1,543	1,137	406



		<u>Filings</u>	<u>Hearings</u>	<u>Transactions</u>	<u>Concluded</u>	<u>Cont</u>
<u>Criminal</u>						
Capias	CA	2	6	6	3	3
Felony	F	6	50	50	12	38
Misdemeanor	M	27	82	82	29	53
Show Cause	SC	5	6	6	2	4
Criminal Total		40	144	144	46	98
<u>Traffic</u>						
Capias	CA	0	6	6	3	3
Felony	F	0	3	3	3	-
Infraction	I	1,032	729	1,236	1,006	230
Misdemeanor	M	87	166	166	89	77
Restricted O/L	RL	1	1	1	1	-
Show Cause	SC	7	14	14	3	11
Traffic Total		1,127	919	1,426	1,105	321
<u>Civil</u>						
Admin License	AL	3	0	3	3	-
Detinue	DT	0	1	1	1	-
Garnishment	GA	12	0	12	12	-
Motion for Judgment	MJ	2	2	2	0	2
Protective Order	PO	2	0	2	2	-
Prelim Prot Order	PP	1	0	1	1	-
Petition-Restore Arms	PR	0	0	1	1	-
Show Cause	SC	1	1	2	1	1
Unlawful Detainer	UD	17	14	18	17	1
Warrant in Debt	WD	35	39	42	31	11
Civil Total		73	57	84	69	15
Southampton Totals		1,240	1,120	1,654	1,220	434



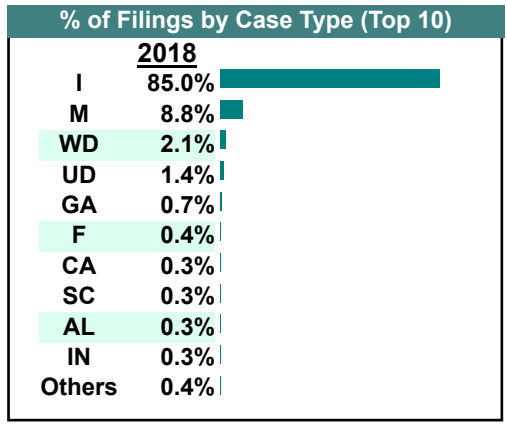
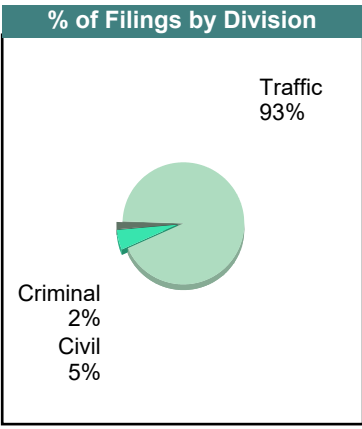
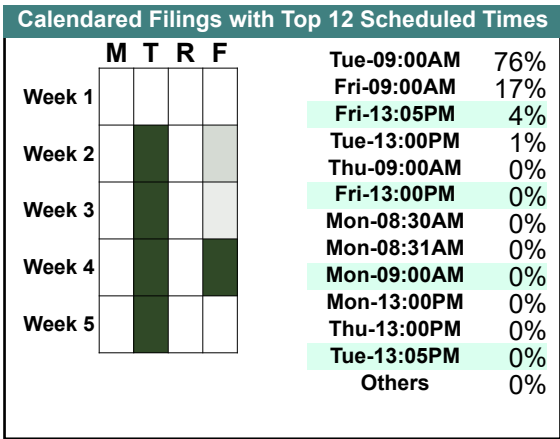
CASELOAD STATISTICS OF THE GENERAL DISTRICT COURTS

June 2018

Southampton

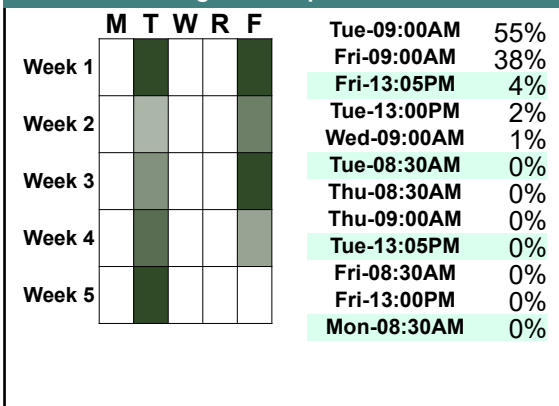
District: 5

		<u>Filings</u>	<u>Hearings</u>	<u>Transactions</u>	<u>Concluded</u>	<u>Cont</u>
<u>Criminal</u>						
Capias	CA	1	3	3	0	3
Civil Violation	CV	0	1	1	0	1
Felony	F	4	36	36	11	25
Misdemeanor	M	21	75	77	32	45
Show Cause	SC	0	2	2	1	1
Criminal Total		26	117	119	44	75
<u>Traffic</u>						
Capias	CA	3	10	10	3	7
Felony	F	1	6	6	1	5
Infraction	I	1,009	802	1,243	1,016	227
Misdemeanor	M	83	187	187	100	87
Show Cause	SC	4	14	14	5	9
Traffic Total		1,100	1,019	1,460	1,125	335
<u>Civil</u>						
Abstract	AJ	2	0	2	2	-
Admin License	AL	3	0	3	3	-
Detinue	DT	1	2	2	1	1
Garnishment	GA	8	0	11	11	-
Interrogatory	IN	3	2	3	1	2
Motion for Judgment	MJ	0	1	1	1	-
Prelim Prot Order	PP	1	0	1	1	-
Petition-Restore Arms	PR	1	1	1	0	1
Unlawful Detainer	UD	17	20	20	18	2
Warrant in Debt	WD	25	35	40	34	6
Civil Total		61	61	84	72	12
Southampton Totals		1,187	1,197	1,663	1,241	422

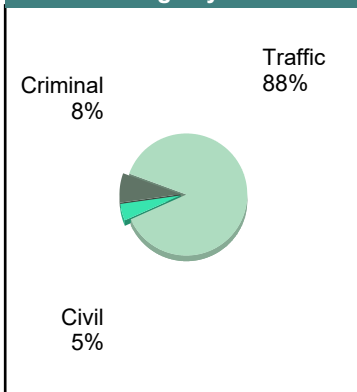


		<u>Filings</u>	<u>Hearings</u>	<u>Transactions</u>	<u>Concluded</u>	<u>Cont</u>
<u>Criminal</u>						
Capias	CA	1	1	1	0	1
Civil Violation	CV	0	2	2	2	-
Felony	F	32	68	68	8	60
Misdemeanor	M	48	93	93	25	68
Show Cause	SC	1	3	3	0	3
Criminal Total		82	167	167	35	132
<u>Traffic</u>						
Capias	CA	1	9	9	2	7
Felony	F	0	5	5	3	2
Infraction	I	855	657	1,072	843	229
Misdemeanor	M	72	164	164	76	88
Show Cause	SC	8	14	14	8	6
Traffic Total		936	849	1,264	932	332
<u>Civil</u>						
Admin License	AL	2	0	2	2	-
Detinue	DT	1	1	1	0	1
Garnishment	GA	23	0	23	23	-
Impoundment	IM	1	0	1	1	-
Interrogatory	IN	0	0	1	1	-
Motion for Judgment	MJ	0	1	1	1	-
Other	OT	1	0	1	1	-
Protective Order	PO	1	1	1	0	1
Show Cause	SC	2	0	2	2	-
Unlawful Detainer	UD	7	8	9	8	1
Warrant in Debt	WD	10	13	17	12	5
Civil Total		48	24	59	51	8
Southampton Totals		1,066	1,040	1,490	1,018	472

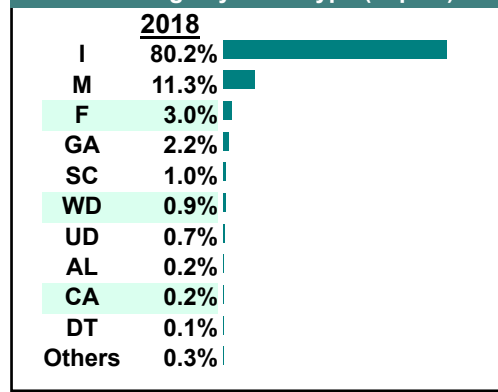
Calendared Filings with Top 12 Scheduled Times



% of Filings by Division




% of Filings by Case Type (Top 10)

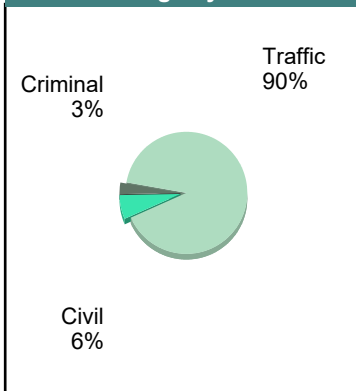


		<u>Filings</u>	<u>Hearings</u>	<u>Transactions</u>	<u>Concluded</u>	<u>Cont</u>
<u>Criminal</u>						
Capias	CA	1	2	2	0	2
Civil Violation	CV	1	5	5	0	5
Felony	F	4	28	28	5	23
Misdemeanor	M	31	81	82	42	40
Show Cause	SC	1	7	7	6	1
Criminal Total		38	123	124	53	71
<u>Traffic</u>						
Capias	CA	1	11	11	2	9
Felony	F	2	8	8	0	8
Infraction	I	1,006	765	1,229	993	236
Misdemeanor	M	109	200	200	91	109
Show Cause	SC	5	15	15	8	7
Traffic Total		1,123	999	1,463	1,094	369
<u>Civil</u>						
Admin License	AL	1	0	1	1	-
Detinue	DT	0	0	1	1	-
Garnishment	GA	21	2	21	19	2
Impoundment	IM	2	0	2	2	-
Interrogatory	IN	2	1	2	1	1
Motion for Judgment	MJ	0	3	3	1	2
Other	OT	2	0	2	2	-
Protective Order	PO	1	0	1	1	-
Prelim Prot Order	PP	2	0	2	2	-
Show Cause	SC	1	0	1	1	-
Unlawful Detainer	UD	18	18	22	19	3
Warrant in Debt	WD	30	31	42	32	10
Civil Total		80	55	100	82	18
Southampton Totals		1,241	1,177	1,687	1,229	458

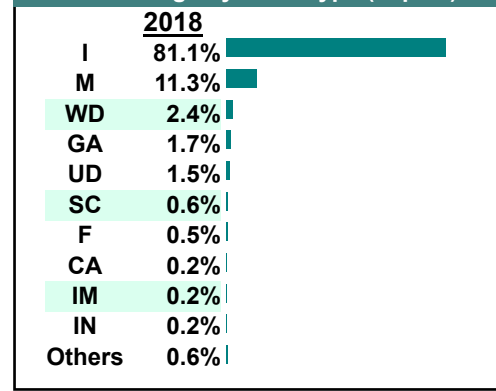
Calendared Filings with Top 12 Scheduled Times



% of Filings by Division



% of Filings by Case Type (Top 10)



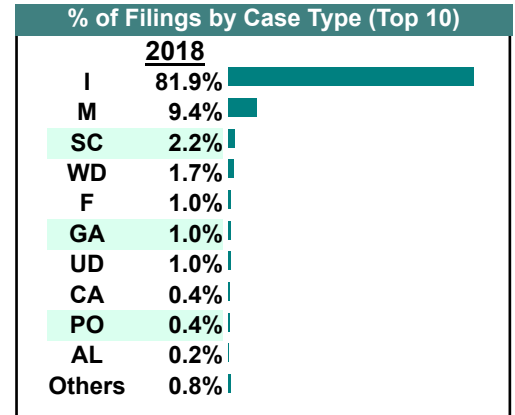
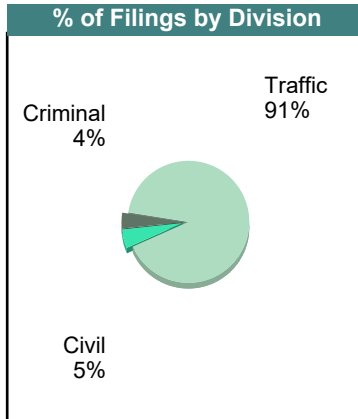
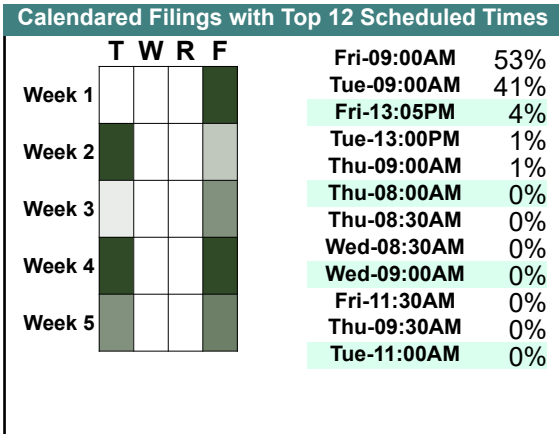
CASELOAD STATISTICS OF THE GENERAL DISTRICT COURTS

March 2018

Southampton

District: 5

		<u>Filings</u>	<u>Hearings</u>	<u>Transactions</u>	<u>Concluded</u>	<u>Cont</u>
<u>Criminal</u>						
Capias	CA	1	3	3	2	1
Civil Violation	CV	0	3	3	0	3
Felony	F	9	51	51	21	30
Misdemeanor	M	21	75	75	28	47
Show Cause	SC	5	7	7	3	4
Criminal Total		36	139	139	54	85
<u>Traffic</u>						
Capias	CA	3	13	13	6	7
Felony	F	0	4	4	0	4
Infraction	I	753	641	965	750	215
Misdemeanor	M	65	177	177	86	91
Show Cause	SC	15	25	25	12	13
Traffic Total		836	860	1,184	854	330
<u>Civil</u>						
Admin License	AL	2	0	2	2	-
Detinue	DT	2	3	3	2	1
Garnishment	GA	9	0	10	10	-
Impoundment	IM	2	0	2	2	-
Motion for Judgment	MJ	1	4	7	3	4
Other	OT	2	0	2	2	-
Protective Order	PO	4	0	4	4	-
Unlawful Detainer	UD	9	9	10	6	4
Warrant in Debt	WD	16	24	29	17	12
Civil Total		47	40	69	48	21
Southampton Totals		919	1,039	1,392	956	436



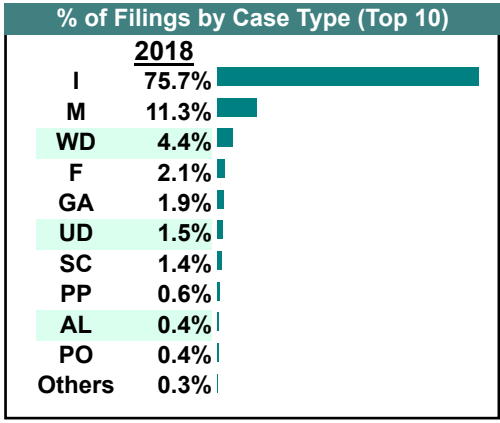
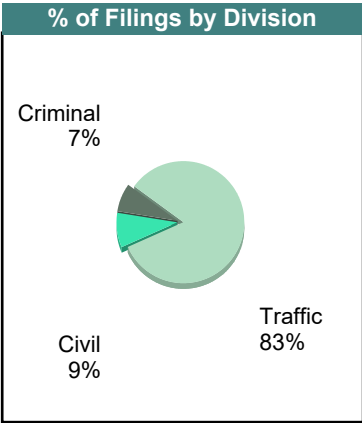
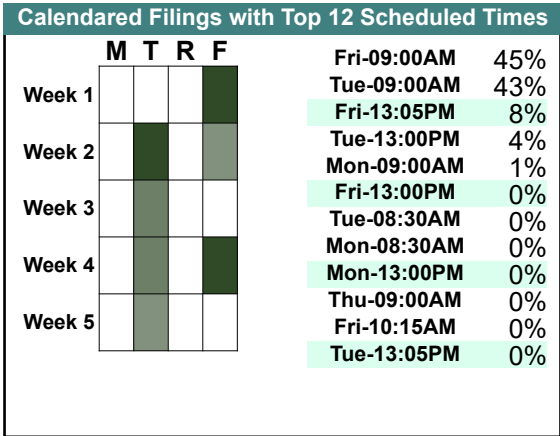
CASELOAD STATISTICS OF THE GENERAL DISTRICT COURTS

February 2018

Southampton

District: 5

		<u>Filings</u>	<u>Hearings</u>	<u>Transactions</u>	<u>Concluded</u>	<u>Cont</u>
<u>Criminal</u>						
Capias	CA	0	1	1	1	-
Civil Violation	CV	0	1	1	0	1
Felony	F	14	47	47	15	32
Misdemeanor	M	38	92	94	40	54
Show Cause	SC	7	8	8	5	3
Criminal Total		59	149	151	61	90
<u>Traffic</u>						
Capias	CA	2	12	12	5	7
Felony	F	3	7	7	2	5
Infraction	I	600	560	842	653	189
Misdemeanor	M	52	154	154	68	86
Show Cause	SC	4	12	12	6	6
Traffic Total		661	745	1,027	734	293
<u>Civil</u>						
Admin License	AL	3	0	3	3	-
Garnishment	GA	15	1	15	14	1
Motion for Judgment	MJ	0	1	2	1	1
Protective Order	PO	3	0	3	3	-
Prelim Prot Order	PP	5	0	5	5	-
Unlawful Detainer	UD	12	8	13	13	-
Warrant in Debt	WD	35	41	50	34	16
Civil Total		73	51	91	73	18
Southampton Totals		793	945	1,269	868	401



CASELOAD STATISTICS OF THE GENERAL DISTRICT COURTS


January 2018

Southampton

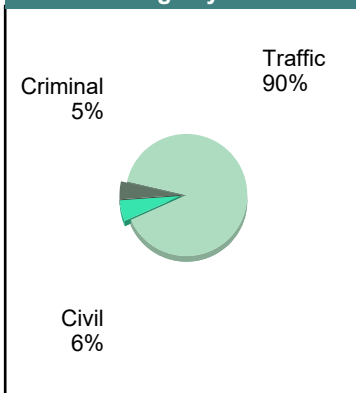
District: 5

		Filings	Hearings	Transactions	Concluded	Cont
<u>Criminal</u>						
Capias	CA	0	1	1	0	1
Civil Violation	CV	0	3	3	0	3
Felony	F	20	50	50	14	36
Misdemeanor	M	43	111	112	47	65
Show Cause	SC	1	2	2	0	2
Criminal Total		64	167	168	61	107
<u>Traffic</u>						
Capias	CA	2	30	30	11	19
Felony	F	1	6	6	1	5
Infraction	I	1,114	915	1,436	1,115	321
Misdemeanor	M	140	284	284	123	161
Show Cause	SC	6	22	22	7	15
Traffic Total		1,263	1,257	1,778	1,257	521
<u>Civil</u>						
Abstract	AJ	1	0	1	1	-
Admin License	AL	1	0	1	1	-
Detinue	DT	1	1	1	0	1
Garnishment	GA	6	0	6	6	-
Interrogatory	IN	0	0	1	1	-
Motion for Judgment	MJ	0	1	1	0	1
Overweight	OC	1	0	1	1	-
Protective Order	PO	0	0	1	1	-
Prelim Prot Order	PP	2	0	2	2	-
Show Cause	SC	1	1	2	1	1
Unlawful Detainer	UD	12	11	14	11	3
Warrant in Debt	WD	55	50	62	51	11
Civil Total		80	64	93	76	17
Southampton Totals		1,407	1,488	2,039	1,394	645

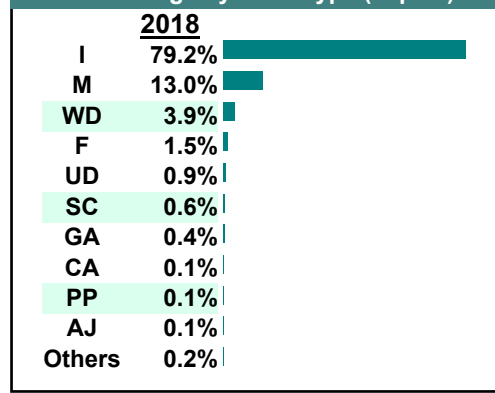
Calendared Filings with Top 12 Scheduled Times



% of Filings by Division



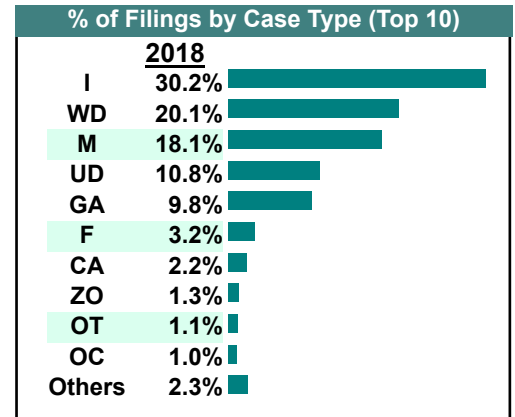
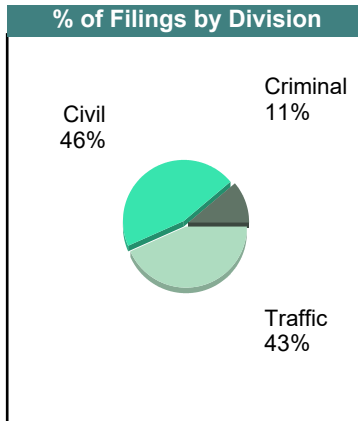
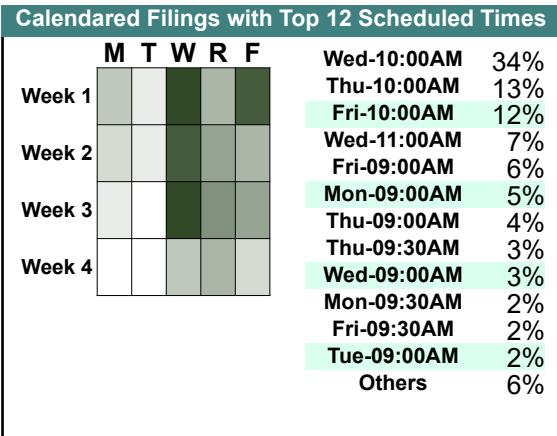
% of Filings by Case Type (Top 10)



CASELOAD STATISTICS OF THE GENERAL DISTRICT COURTS

December 2018

		<u>Filings</u>	<u>Hearings</u>	<u>Transactions</u>	<u>Concluded</u>	<u>Cont</u>
<u>Criminal</u>						
Capias	CA	9	19	19	13	6
Felony	F	62	267	267	80	187
Misdemeanor	M	142	322	329	140	188
Show Cause	SC	2	5	5	1	4
Criminal Total		215	613	620	234	385
<u>Traffic</u>						
Capias	CA	33	73	73	36	36
Civil Violation	CV	4	21	21	5	16
Infraction	I	591	674	897	603	292
Misdemeanor	M	211	625	626	250	375
Show Cause	SC	8	20	20	9	11
Traffic Total		847	1,413	1,637	903	730
<u>Civil</u>						
Abstract	AJ	1	0	1	1	-
Capias	CA	1	0	1	1	-
Detinue	DT	1	1	7	6	-
Garnishment	GA	192	32	217	185	29
Interrogatory	IN	2	3	9	6	2
Motion for Judgment	MJ	8	9	10	7	3
Overweight	OC	19	17	35	18	16
Other	OT	21	4	21	17	-
Protective Order	PO	10	9	14	5	9
Prelim Prot Order	PP	4	6	13	7	5
Show Cause	SC	4	4	12	8	2
Tenants Assertion	TA	1	1	1	0	1
Unlawful Detainer	UD	211	145	232	205	25
Warrant in Debt	WD	392	384	476	320	152
Zoning Viol	ZO	25	22	36	19	17
Civil Total		892	637	1,085	805	261
Suffolk Totals		1,954	2,663	3,342	1,942	1,376



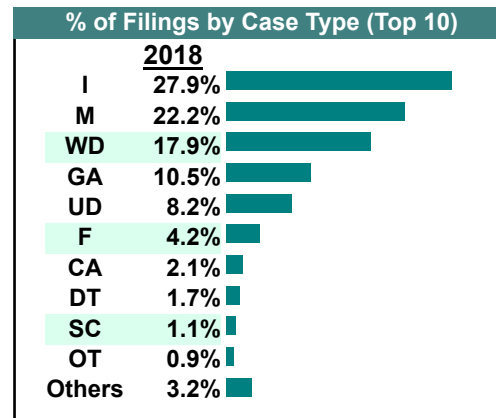
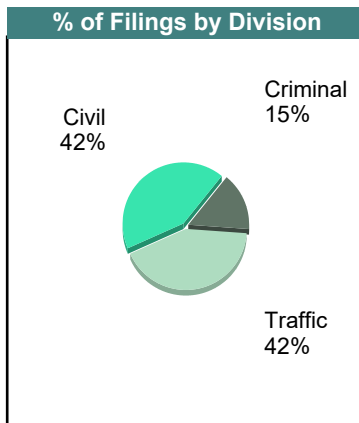
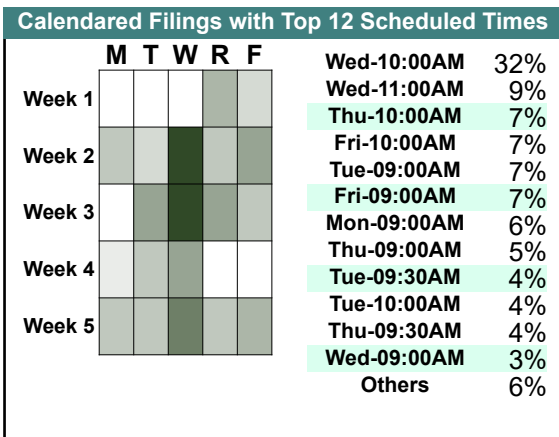
CASELOAD STATISTICS OF THE GENERAL DISTRICT COURTS

November 2018

Suffolk

District: 5

		<u>Filings</u>	<u>Hearings</u>	<u>Transactions</u>	<u>Concluded</u>	<u>Cont</u>
<u>Criminal</u>						
Capias	CA	15	32	32	6	26
Felony	F	78	292	292	63	228
Misdemeanor	M	189	359	368	140	227
Show Cause	SC	3	10	10	3	7
Criminal Total		285	693	702	212	488
<u>Traffic</u>						
Capias	CA	24	59	59	25	33
Civil Violation	CV	6	19	19	2	16
Felony	F	0	2	2	0	2
Infraction	I	517	725	953	618	331
Misdemeanor	M	221	729	729	289	439
Show Cause	SC	11	23	23	9	12
Traffic Total		779	1,557	1,785	943	833
<u>Civil</u>						
Abstract	AJ	11	0	11	11	-
Detinue	DT	31	17	39	31	8
Garnishment	GA	194	22	213	191	22
Interrogatory	IN	13	12	19	7	11
Motion for Judgment	MJ	1	5	8	6	2
Overweight	OC	10	1	10	9	1
Other	OT	17	2	17	15	1
Protective Order	PO	6	4	10	6	2
Prelim Prot Order	PP	6	7	13	6	7
Show Cause	SC	7	6	13	8	5
Unlawful Detainer	UD	151	127	174	150	24
Warrant in Debt	WD	332	343	443	310	129
Zoning Viol	ZO	7	20	27	12	15
Civil Total		786	566	997	762	227
Suffolk Totals		1,850	2,816	3,484	1,917	1,548

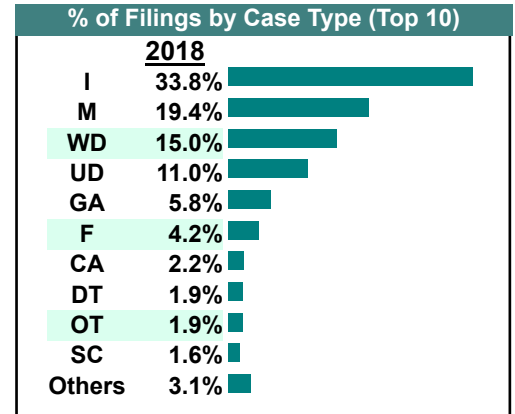
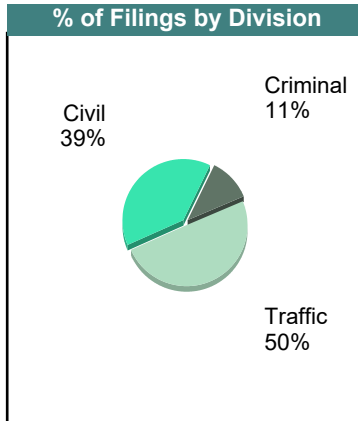
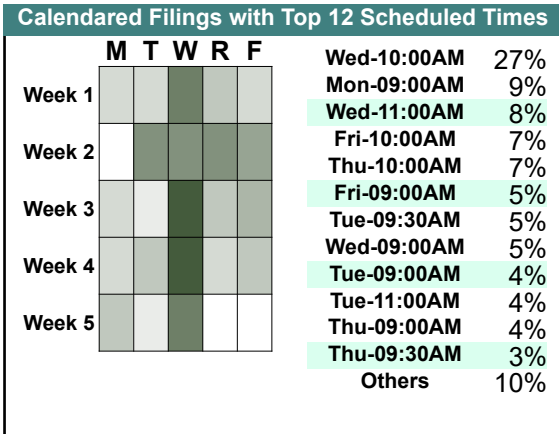


CASELOAD STATISTICS OF THE GENERAL DISTRICT COURTS

October 2018

Suffolk
District: 5

		<u>Filings</u>	<u>Hearings</u>	<u>Transactions</u>	<u>Concluded</u>	<u>Cont</u>
<u>Criminal</u>						
Capias	CA	8	17	17	10	7
Felony	F	94	312	312	98	214
Misdemeanor	M	148	468	478	249	229
Show Cause	SC	3	8	8	5	3
Criminal Total		253	805	815	362	453
<u>Traffic</u>						
Capias	CA	40	80	80	46	34
Civil Violation	CV	13	28	28	9	19
Felony	F	0	2	2	0	2
Infraction	I	749	919	1,175	768	403
Misdemeanor	M	283	866	866	364	501
Show Cause	SC	16	26	26	12	13
Traffic Total		1,101	1,921	2,177	1,199	972
<u>Civil</u>						
Abstract	AJ	4	0	4	4	-
Counter Claim	CC	1	1	1	1	-
Detinue	DT	43	31	52	42	10
Garnishment	GA	129	23	164	141	23
Interrogatory	IN	11	9	20	11	9
Motion for Judgment	MJ	5	4	7	5	1
Overweight	OC	12	15	30	15	15
Other	OT	43	2	44	43	1
Protective Order	PO	6	6	15	9	4
Prelim Prot Order	PP	6	9	16	7	7
Show Cause	SC	17	6	18	14	3
Tenants Assertion	TA	0	2	3	2	1
Unlawful Detainer	UD	245	174	269	242	27
Warrant in Debt	WD	332	329	452	335	117
Zoning Viol	ZO	10	18	24	6	18
Civil Total		864	629	1,119	877	236
Suffolk Totals		2,218	3,355	4,111	2,438	1,661

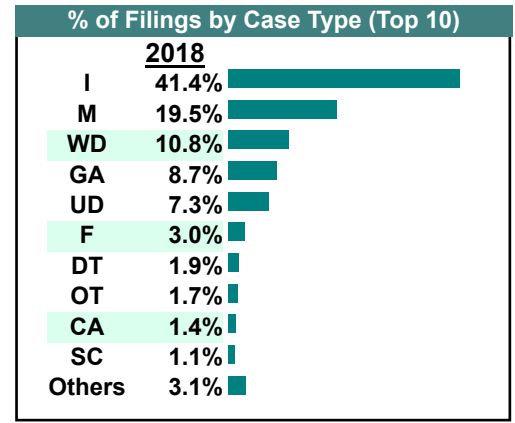
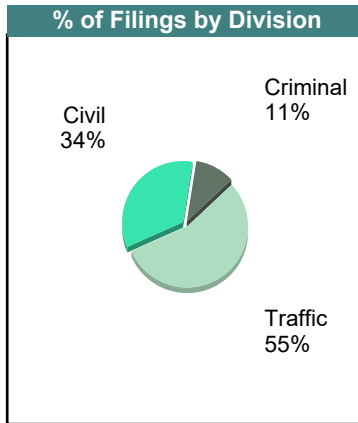
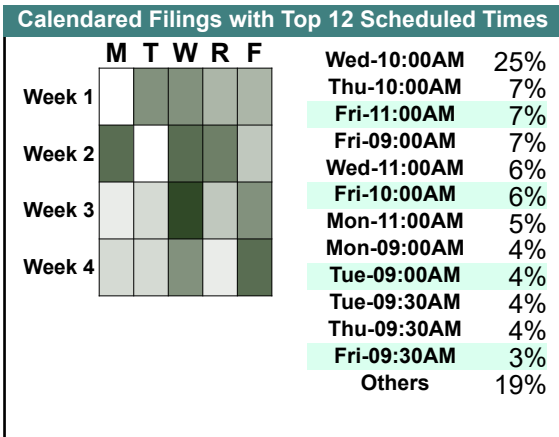


CASELOAD STATISTICS OF THE GENERAL DISTRICT COURTS

September 2018

Suffolk
District: 5

		<u>Filings</u>	<u>Hearings</u>	<u>Transactions</u>	<u>Concluded</u>	<u>Cont</u>
<u>Criminal</u>						
Capias	CA	6	22	22	13	9
Felony	F	65	246	246	73	173
Misdemeanor	M	153	409	413	160	249
Show Cause	SC	2	5	5	3	2
Criminal Total		226	682	686	249	433
<u>Traffic</u>						
Capias	CA	24	62	62	25	36
Civil Violation	CV	5	20	20	11	9
Infraction	I	884	954	1,270	771	495
Misdemeanor	M	264	790	790	229	559
Show Cause	SC	4	15	15	5	8
Traffic Total		1,181	1,841	2,157	1,041	1,107
<u>Civil</u>						
Abstract	AJ	2	0	2	2	-
Detinue	DT	40	28	43	36	6
Garnishment	GA	185	38	229	191	38
Interrogatory	IN	5	8	21	13	8
Motion for Judgment	MJ	9	12	12	7	5
Overweight	OC	5	2	6	4	1
Other	OT	37	14	37	23	1
Protective Order	PO	14	7	21	14	7
Prelim Prot Order	PP	6	7	9	2	7
Show Cause	SC	18	11	20	11	6
Tenants Assertion	TA	1	2	3	2	1
Unlawful Detainer	UD	156	113	187	162	24
Warrant in Debt	WD	230	263	340	223	116
Zoning Viol	ZO	19	19	30	22	8
Civil Total		727	524	960	712	228
Suffolk Totals		2,134	3,047	3,803	2,002	1,768



CASELOAD STATISTICS OF THE GENERAL DISTRICT COURTS

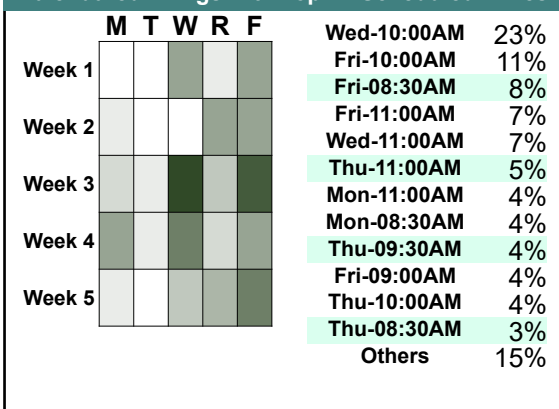
August 2018

Suffolk

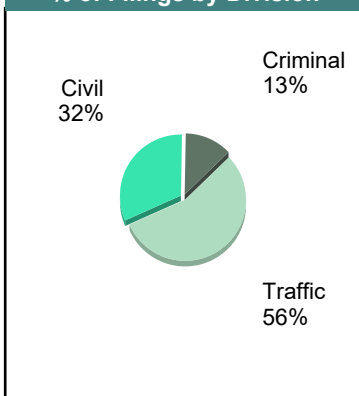
District: 5

		<u>Filings</u>	<u>Hearings</u>	<u>Transactions</u>	<u>Concluded</u>	<u>Cont</u>
<u>Criminal</u>						
Capias	CA	15	26	26	8	18
Civil Violation	CV	1	1	1	1	-
Felony	F	93	275	275	68	207
Misdemeanor	M	180	367	375	135	240
Show Cause	SC	3	7	7	3	4
Criminal Total		292	676	684	215	469
<u>Traffic</u>						
Capias	CA	30	66	66	33	33
Civil Violation	CV	9	22	22	5	17
Felony	F	2	2	2	0	2
Infraction	I	908	899	1,232	875	355
Misdemeanor	M	334	751	751	236	512
Show Cause	SC	13	31	31	17	14
Traffic Total		1,296	1,771	2,104	1,166	933
<u>Civil</u>						
Abstract	AJ	8	0	8	8	-
Detinue	DT	34	23	43	39	4
Garnishment	GA	185	40	226	186	40
Interrogatory	IN	13	10	16	6	9
Motion for Judgment	MJ	8	8	9	4	5
Overweight	OC	10	13	23	10	13
Other	OT	14	1	14	13	-
Protective Order	PO	6	10	14	4	10
Prelim Prot Order	PP	7	6	12	6	5
Show Cause	SC	8	3	9	6	3
Tenants Assertion	TA	2	3	4	1	3
Unlawful Detainer	UD	178	132	206	183	22
Warrant in Debt	WD	270	282	394	292	102
Zoning Viol	ZO	4	19	26	10	16
Civil Total		747	550	1,004	768	232
Suffolk Totals		2,335	2,997	3,792	2,149	1,634

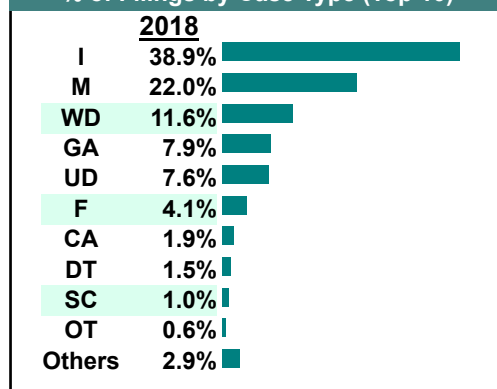
Calendared Filings with Top 12 Scheduled Times



% of Filings by Division



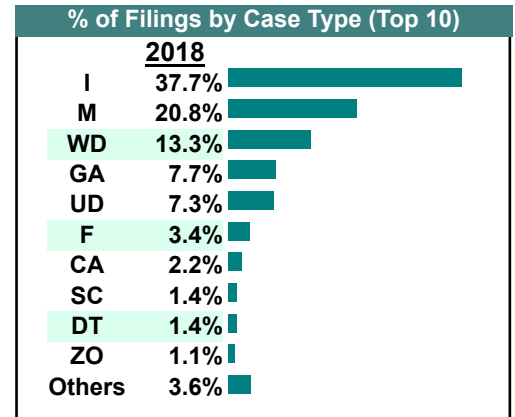
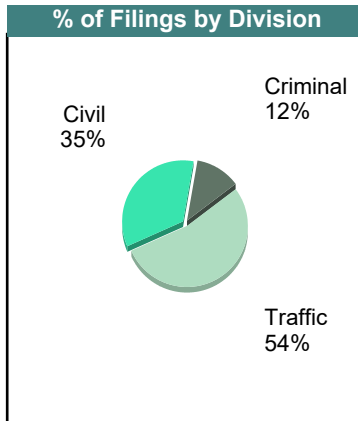
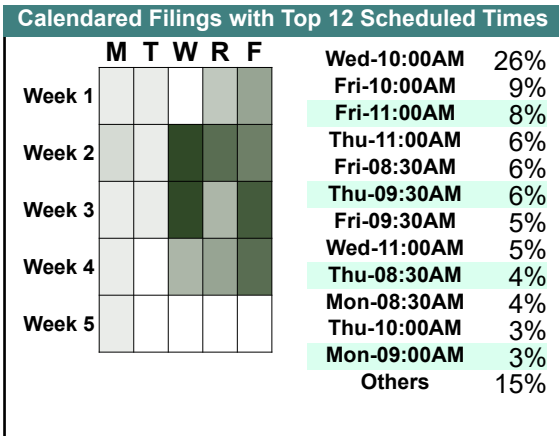
% of Filings by Case Type (Top 10)



CASELOAD STATISTICS OF THE GENERAL DISTRICT COURTS

July 2018

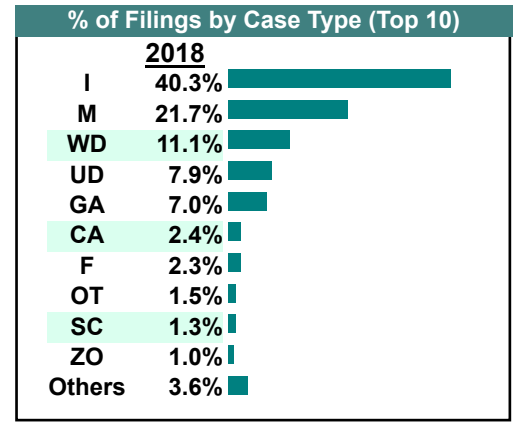
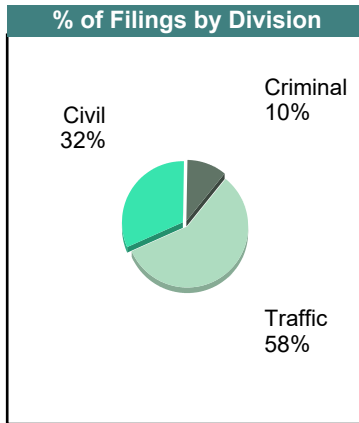
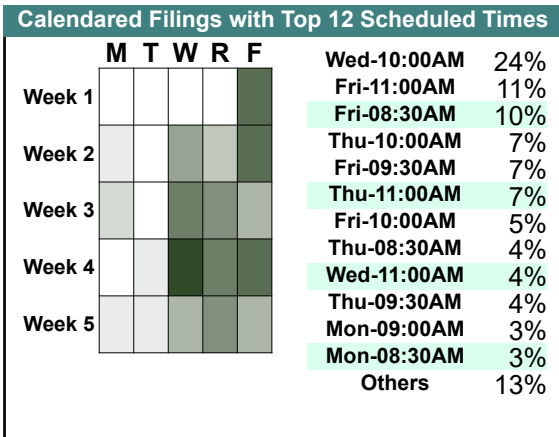
		<u>Filings</u>	<u>Hearings</u>	<u>Transactions</u>	<u>Concluded</u>	<u>Cont</u>
<u>Criminal</u>						
Capias	CA	8	18	18	10	8
Felony	F	81	336	336	97	239
Misdemeanor	M	187	450	454	145	309
Show Cause	SC	8	12	12	9	3
Criminal Total		284	816	820	261	559
<u>Traffic</u>						
Capias	CA	44	92	92	43	49
Civil Violation	CV	10	28	28	8	20
Infraction	I	895	886	1,243	868	370
Misdemeanor	M	307	886	888	375	512
Show Cause	SC	13	25	25	13	11
Traffic Total		1,269	1,917	2,276	1,307	962
<u>Civil</u>						
Abstract	AJ	4	0	4	4	-
Detinue	DT	33	24	35	27	8
Garnishment	GA	182	42	211	169	42
Interrogatory	IN	12	12	39	27	12
Motion for Judgment	MJ	3	4	5	4	1
Overweight	OC	11	3	13	10	2
Other	OT	23	5	23	18	-
Protective Order	PO	14	14	22	8	12
Prelim Prot Order	PP	8	4	10	6	3
Show Cause	SC	13	4	17	13	4
Unlawful Detainer	UD	174	139	192	165	27
Warrant in Debt	WD	316	361	444	322	121
Zoning Viol	ZO	25	28	44	21	23
Civil Total		818	640	1,059	794	255
Suffolk Totals		2,371	3,373	4,155	2,362	1,776



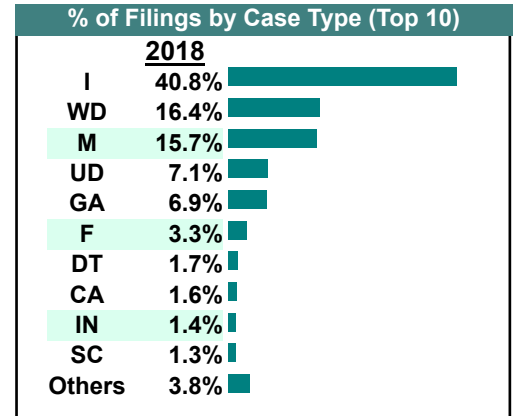
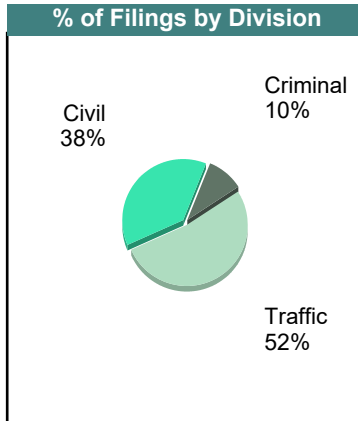
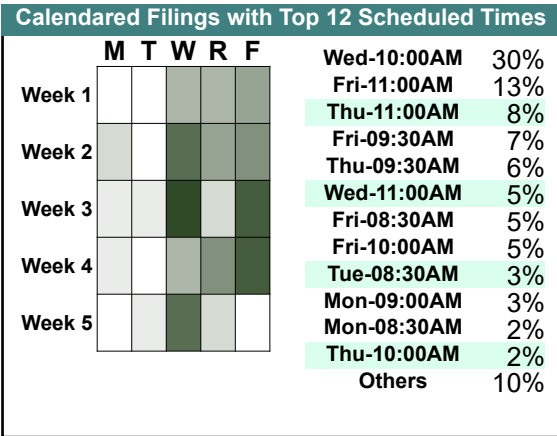
CASELOAD STATISTICS OF THE GENERAL DISTRICT COURTS

June 2018

		<u>Filings</u>	<u>Hearings</u>	<u>Transactions</u>	<u>Concluded</u>	<u>Cont</u>
<u>Criminal</u>						
Capias	CA	8	26	26	16	10
Felony	F	48	204	204	74	130
Misdemeanor	M	158	339	348	130	218
Show Cause	SC	7	13	13	7	6
Criminal Total		221	582	591	227	364
<u>Traffic</u>						
Capias	CA	42	88	88	40	48
Civil Violation	CV	11	26	26	5	21
Infraction	I	850	891	1,241	887	354
Misdemeanor	M	299	787	787	268	519
Show Cause	SC	12	31	31	11	20
Traffic Total		1,214	1,823	2,173	1,211	962
<u>Civil</u>						
Abstract	AJ	3	0	3	3	-
Detinue	DT	18	16	23	21	2
Garnishment	GA	147	28	173	145	28
Interrogatory	IN	7	6	17	11	6
Motion for Judgment	MJ	1	3	3	1	1
Overweight	OC	14	11	32	21	11
Other	OT	31	2	32	31	-
Protective Order	PO	9	3	13	10	3
Prelim Prot Order	PP	12	9	22	13	8
Show Cause	SC	8	3	10	8	1
Tenants Assertion	TA	1	1	2	1	1
Unlawful Detainer	UD	167	138	189	166	23
Warrant in Debt	WD	234	263	335	233	102
Zoning Viol	ZO	21	23	38	23	15
Civil Total		673	506	892	687	201
Suffolk Totals		2,108	2,911	3,656	2,125	1,527

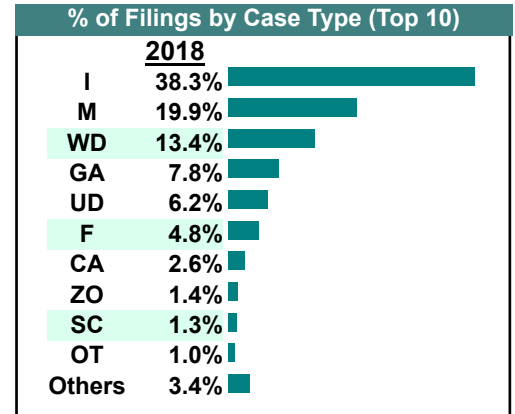
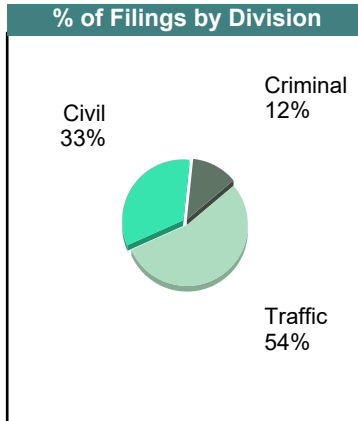
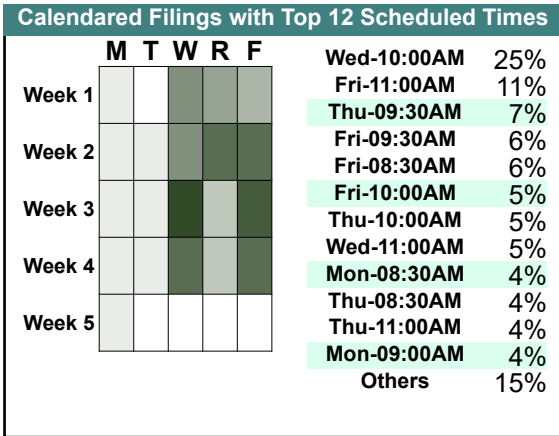


		<u>Filings</u>	<u>Hearings</u>	<u>Transactions</u>	<u>Concluded</u>	<u>Cont</u>
<u>Criminal</u>						
Capias	CA	8	24	24	7	17
Felony	F	71	324	325	58	267
Misdemeanor	M	125	312	321	131	190
Show Cause	SC	3	7	7	4	3
Criminal Total		207	667	677	200	477
<u>Traffic</u>						
Capias	CA	25	69	69	38	31
Civil Violation	CV	4	19	19	8	11
Felony	F	0	2	2	1	1
Infraction	I	874	875	1,250	924	322
Misdemeanor	M	212	650	650	273	377
Show Cause	SC	7	21	21	10	10
Traffic Total		1,122	1,636	2,011	1,254	752
<u>Civil</u>						
Abstract	AJ	9	0	9	9	-
Capias	CA	1	0	1	1	-
Detinue	DT	36	13	38	34	4
Garnishment	GA	147	28	185	157	28
Interrogatory	IN	30	31	45	14	31
Motion for Judgment	MJ	5	7	7	3	4
Overweight	OC	2	3	3	0	3
Other	OT	21	0	21	21	-
Protective Order	PO	9	4	13	9	4
Prelim Prot Order	PP	9	7	14	7	6
Show Cause	SC	17	6	22	16	6
Tenants Assertion	TA	2	2	3	1	2
Unlawful Detainer	UD	152	125	168	151	17
Warrant in Debt	WD	351	391	528	394	134
Zoning Viol	ZO	20	29	47	25	22
Civil Total		811	646	1,104	842	261
Suffolk Totals		2,140	2,949	3,792	2,296	1,490



April 2018

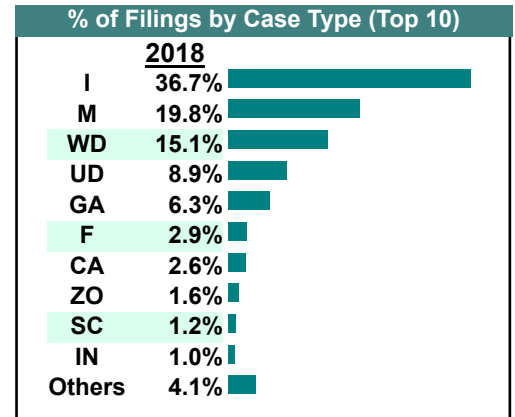
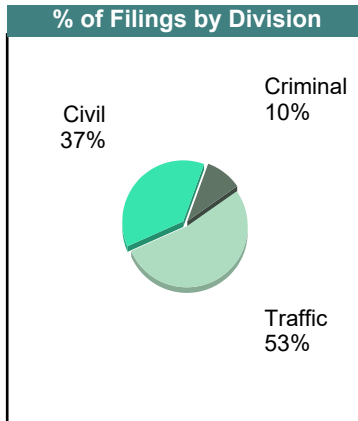
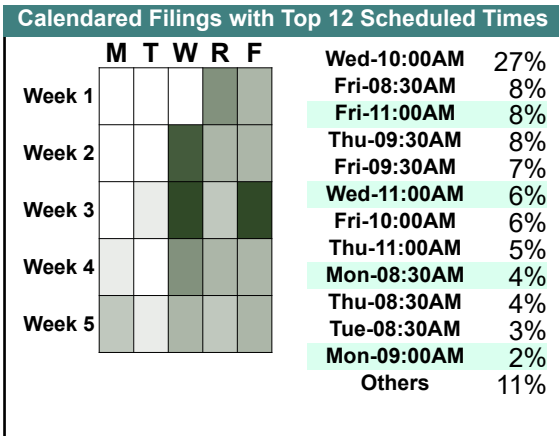
		<u>Filings</u>	<u>Hearings</u>	<u>Transactions</u>	<u>Concluded</u>	<u>Cont</u>
<u>Criminal</u>						
Capias	CA	8	23	23	4	19
Felony	F	95	281	281	53	228
Misdemeanor	M	132	396	398	154	241
Show Cause	SC	5	8	8	4	4
Criminal Total		240	708	710	215	492
<u>Traffic</u>						
Capias	CA	40	91	91	47	44
Civil Violation	CV	4	14	14	5	9
Felony	F	0	1	1	0	1
Infraction	I	756	843	1,179	818	357
Misdemeanor	M	261	786	786	291	495
Show Cause	SC	15	47	47	25	22
Traffic Total		1,076	1,782	2,118	1,186	928
<u>Civil</u>						
Abstract	AJ	3	0	3	3	-
Capias	CA	3	0	3	3	-
Detinue	DT	13	5	16	15	1
Garnishment	GA	155	33	180	147	33
Interrogatory	IN	9	7	14	7	6
Motion for Judgment	MJ	9	9	9	7	2
Overweight	OC	10	13	18	5	13
Other	OT	19	10	19	9	-
Protective Order	PO	9	3	13	10	1
Prelim Prot Order	PP	9	6	16	10	6
Show Cause	SC	5	6	14	8	5
Tenants Assertion	TA	1	1	2	1	1
Unlawful Detainer	UD	122	102	147	124	23
Warrant in Debt	WD	264	286	385	257	128
Zoning Viol	ZO	28	32	47	27	20
Civil Total		659	513	886	633	239
Suffolk Totals		1,975	3,003	3,714	2,034	1,659



CASELOAD STATISTICS OF THE GENERAL DISTRICT COURTS

March 2018

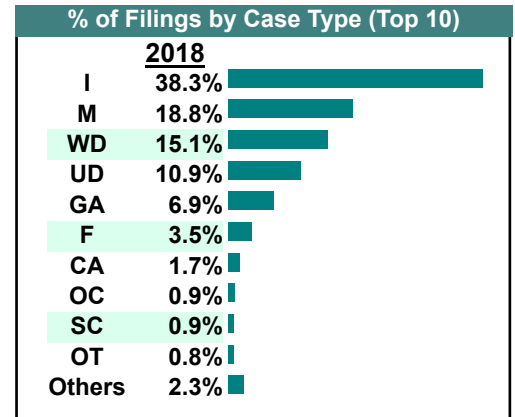
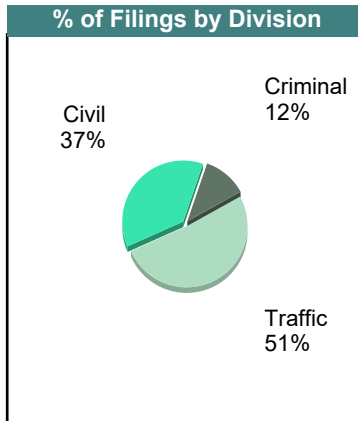
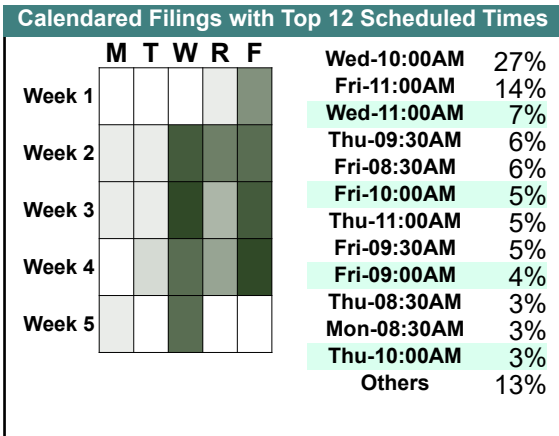
		<u>Filings</u>	<u>Hearings</u>	<u>Transactions</u>	<u>Concluded</u>	<u>Cont</u>
<u>Criminal</u>						
Capias	CA	10	21	21	6	15
Felony	F	57	363	363	176	187
Misdemeanor	M	128	391	398	183	215
Show Cause	SC	4	10	10	2	8
Criminal Total		199	785	792	367	425
<u>Traffic</u>						
Capias	CA	43	83	83	38	45
Civil Violation	CV	5	18	18	6	12
Felony	F	1	1	1	0	1
Infraction	I	744	867	1,198	826	369
Misdemeanor	M	274	725	726	276	450
Show Cause	SC	9	26	26	10	16
Traffic Total		1,076	1,720	2,052	1,156	893
<u>Civil</u>						
Abstract	AJ	9	0	9	9	-
Counter Claim	CC	1	0	1	1	-
Detinue	DT	20	13	23	20	3
Garnishment	GA	127	31	152	121	31
Interrogatory	IN	21	16	30	14	16
Motion for Judgment	MJ	5	6	9	6	3
Overweight	OC	7	0	7	7	-
Other	OT	20	4	20	16	-
Protective Order	PO	7	4	8	4	4
Prelim Prot Order	PP	9	12	23	11	11
Show Cause	SC	11	6	14	9	5
Unlawful Detainer	UD	180	131	204	180	23
Warrant in Debt	WD	306	366	470	315	152
Zoning Viol	ZO	32	35	47	25	22
Civil Total		755	624	1,017	738	270
Suffolk Totals		2,030	3,129	3,861	2,261	1,588



CASELOAD STATISTICS OF THE GENERAL DISTRICT COURTS

February 2018

		<u>Filings</u>	<u>Hearings</u>	<u>Transactions</u>	<u>Concluded</u>	<u>Cont</u>
<u>Criminal</u>						
Capias	CA	5	16	16	6	10
Felony	F	71	240	240	64	176
Misdemeanor	M	163	340	352	134	218
Show Cause	SC	0	7	7	4	3
Criminal Total		239	603	615	208	407
<u>Traffic</u>						
Capias	CA	28	66	66	29	37
Civil Violation	CV	4	15	15	5	10
Infraction	I	779	895	1,179	747	432
Misdemeanor	M	218	688	688	233	455
Show Cause	SC	13	26	26	9	17
Traffic Total		1,042	1,690	1,974	1,023	951
<u>Civil</u>						
Abstract	AJ	2	0	2	2	-
Capias	CA	1	0	1	1	-
Detinue	DT	12	9	15	11	4
Garnishment	GA	140	25	166	141	25
Interrogatory	IN	4	6	11	5	4
Motion for Judgment	MJ	1	2	2	2	-
Overweight	OC	19	14	27	13	14
Other	OT	16	1	17	16	-
Protective Order	PO	7	2	9	7	2
Prelim Prot Order	PP	11	10	14	4	9
Show Cause	SC	5	4	7	4	3
Tenants Assertion	TA	0	1	1	0	1
Unlawful Detainer	UD	221	182	245	215	30
Warrant in Debt	WD	306	335	424	282	141
Zoning Viol	ZO	6	33	49	25	24
Civil Total		751	624	990	728	257
Suffolk Totals		2,032	2,917	3,579	1,959	1,615



CASELOAD STATISTICS OF THE GENERAL DISTRICT COURTS

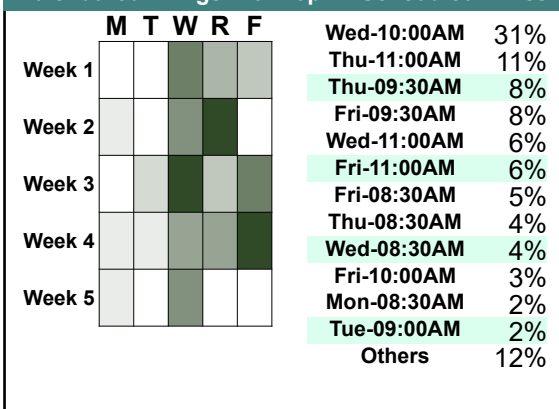
January 2018

Suffolk

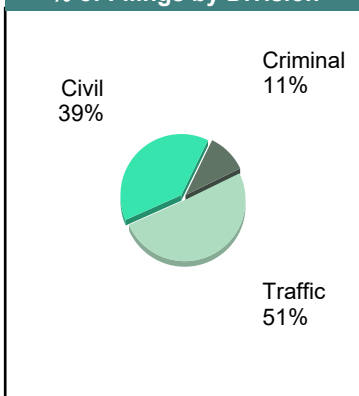
District: 5

		<u>Filings</u>	<u>Hearings</u>	<u>Transactions</u>	<u>Concluded</u>	<u>Cont</u>
<u>Criminal</u>						
Capias	CA	10	25	25	15	10
Felony	F	68	460	460	171	289
Misdemeanor	M	141	369	376	100	275
Show Cause	SC	1	9	9	3	6
Criminal Total		220	863	870	289	580
<u>Traffic</u>						
Capias	CA	31	74	74	17	57
Civil Violation	CV	10	23	23	5	18
Felony	F	0	1	1	1	-
Infraction	I	787	865	1,151	682	467
Misdemeanor	M	221	750	751	209	539
Show Cause	SC	8	29	29	5	24
Traffic Total		1,057	1,742	2,029	919	1,105
<u>Civil</u>						
Capias	CA	1	0	1	1	-
Detinue	DT	18	11	22	19	3
Garnishment	GA	147	32	180	148	32
Interrogatory	IN	12	12	21	9	12
Motion for Judgment	MJ	7	8	8	6	2
Overweight	OC	0	0	1	1	-
Other	OT	15	2	17	15	2
Protective Order	PO	2	1	8	7	1
Prelim Prot Order	PP	1	1	1	0	1
Petition-Restore Arms	PR	0	1	2	1	1
Show Cause	SC	7	6	10	5	4
Tenants Assertion	TA	0	1	1	0	1
Unlawful Detainer	UD	170	156	205	180	25
Warrant in Debt	WD	413	485	600	408	191
Zoning Viol	ZO	19	42	42	0	41
Civil Total		812	758	1,119	800	316
Suffolk Totals		2,089	3,363	4,018	2,008	2,001

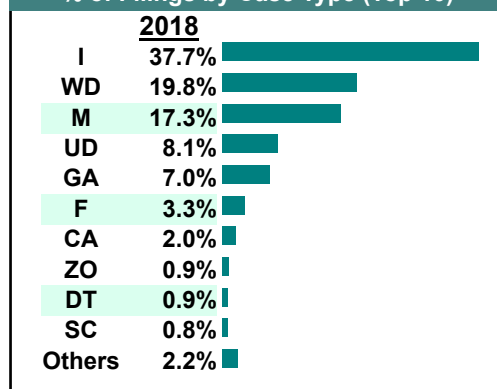
Calendared Filings with Top 12 Scheduled Times



% of Filings by Division



% of Filings by Case Type (Top 10)



Filings by Court & Division

	Franklin City		Isle of Wight		Southampton		Suffolk		Total
C Misdemeanor	348	10%	855	25%	342	10%	1,846	54%	3,391
Felony	179	12%	337	22%	119	8%	883	58%	1,518
Capias	30	14%	63	29%	18	8%	110	50%	221
Show Cause	45	21%	94	44%	35	16%	41	19%	215
Civil Violation	9	15%	48	77%	4	6%	1	2%	62
Total	611	11%	1,397	26%	518	10%	2,881	53%	5,407
T Infraction	1,215	4%	5,778	20%	11,937	42%	9,334	33%	28,264
Misdemeanor	303	5%	1,181	21%	1,075	19%	3,105	55%	5,664
Capias	6	1%	92	17%	28	5%	404	76%	530
Show Cause	25	6%	169	43%	67	17%	129	33%	390
Civil Violation	1	1%	1	1%	2	2%	85	96%	89
Felony	2	7%	13	48%	9	33%	3	11%	27
Restricted O/L	1	33%	1	33%	1	33%	-	0%	3
Total	1,553	4%	7,235	21%	13,119	38%	13,060	37%	34,967
V Warrant in Debt	779	14%	704	13%	398	7%	3,746	67%	5,627
Garnishment	835	25%	342	10%	171	5%	1,930	59%	3,278
Unlawful Detainer	324	10%	595	19%	170	5%	2,127	66%	3,216
Detinue	87	20%	35	8%	7	2%	299	70%	428
Other	1	0%	47	14%	8	2%	277	83%	333
Zoning Viol	-	0%	-	0%	-	0%	216	100%	216
Interrogatory	18	9%	41	20%	10	5%	139	67%	208
Show Cause	5	3%	31	18%	12	7%	120	71%	168
Prelim Prot Order	14	10%	29	20%	15	10%	88	60%	146
Protective Order	14	10%	16	11%	14	10%	99	69%	143
Admin License	3	2%	112	80%	25	18%	-	0%	140
Overweight	-	0%	-	0%	1	1%	119	99%	120
Motion for Judgment	15	14%	25	23%	6	6%	62	57%	108
Abstract	3	4%	8	11%	4	6%	56	79%	71
Impoundment	3	9%	25	74%	6	18%	-	0%	34
Bond Forfeiture	2	10%	15	71%	4	19%	-	0%	21
Capias	3	27%	1	9%	-	0%	7	64%	11
Tenants Assertion	1	11%	-	0%	-	0%	8	89%	9
Counter Claim	-	0%	-	0%	-	0%	2	100%	2
Petition-Restore Arms	-	0%	1	50%	1	50%	-	0%	2
Total	2,107	15%	2,027	14%	852	6%	9,295	65%	14,281
Total	4,271	8%	10,659	20%	14,489	27%	25,236	46%	54,655

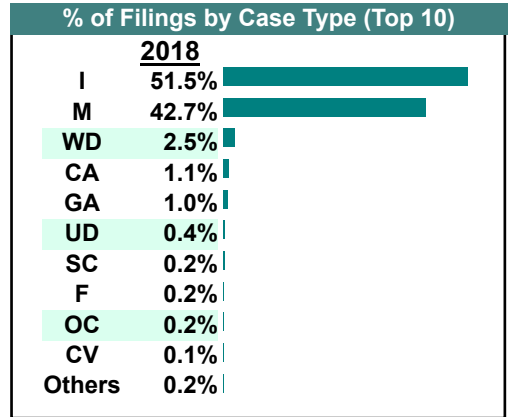
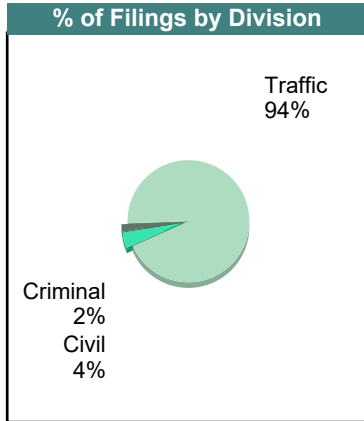
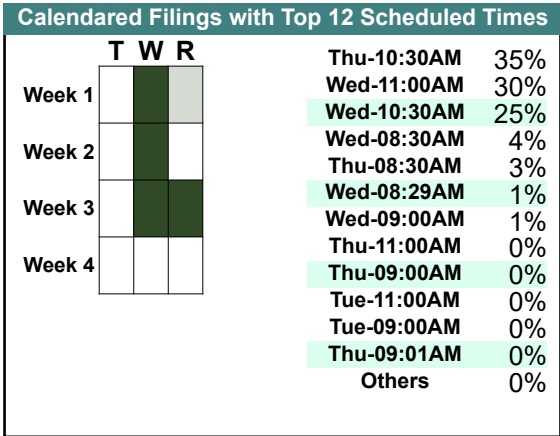
CASELOAD STATISTICS OF THE GENERAL DISTRICT COURTS

December 2018

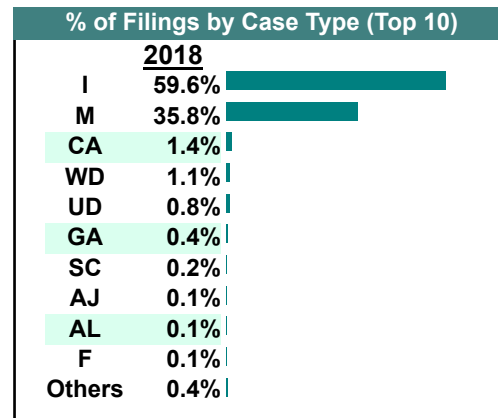
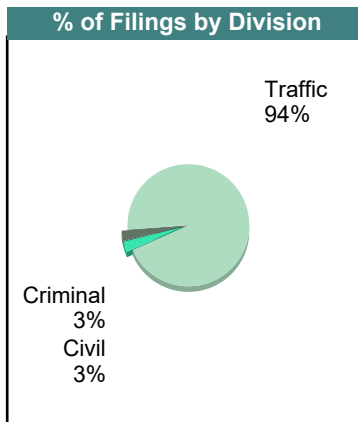
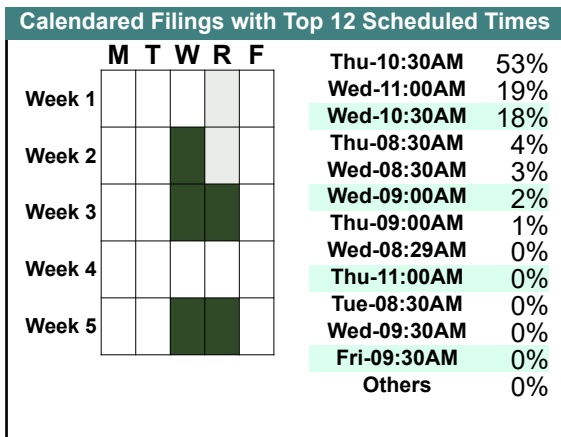
Brunswick

District: 6

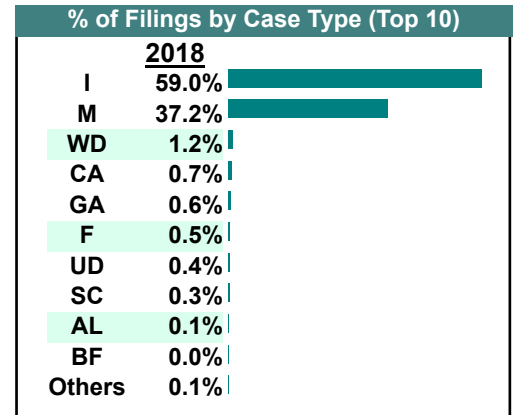
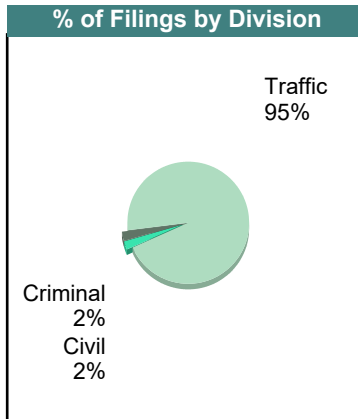
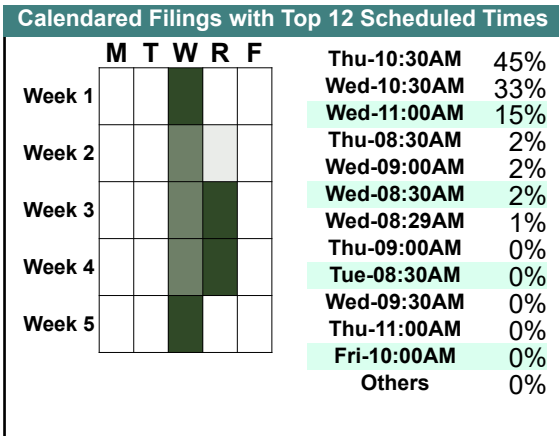
		<u>Filings</u>	<u>Hearings</u>	<u>Transactions</u>	<u>Concluded</u>	<u>Cont</u>
<u>Criminal</u>						
Capias	CA	6	26	26	9	17
Civil Violation	CV	0	2	2	0	2
Felony	F	2	26	26	7	19
Misdemeanor	M	14	68	68	15	53
Show Cause	SC	2	5	5	1	4
Criminal Total		24	127	127	32	95
<u>Traffic</u>						
Capias	CA	8	29	29	13	16
Civil Violation	CV	1	1	1	0	1
Infraction	I	654	514	797	670	125
Misdemeanor	M	529	796	803	541	261
Show Cause	SC	1	3	3	1	2
Traffic Total		1,193	1,343	1,633	1,225	405
<u>Civil</u>						
Bond Forfeiture	BF	0	1	1	0	1
Garnishment	GA	13	1	13	12	1
Interrogatory	IN	1	0	1	1	-
Overweight	OC	2	1	2	1	1
Other	OT	1	0	1	1	-
Unlawful Detainer	UD	5	5	7	6	-
Warrant in Debt	WD	32	32	47	35	12
Civil Total		54	40	72	56	15
Brunswick Totals		1,271	1,510	1,832	1,313	515



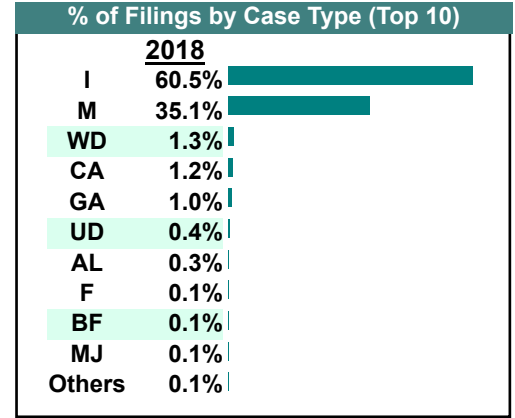
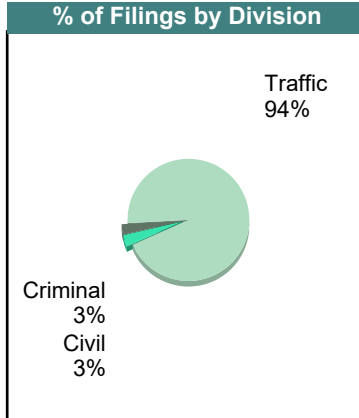
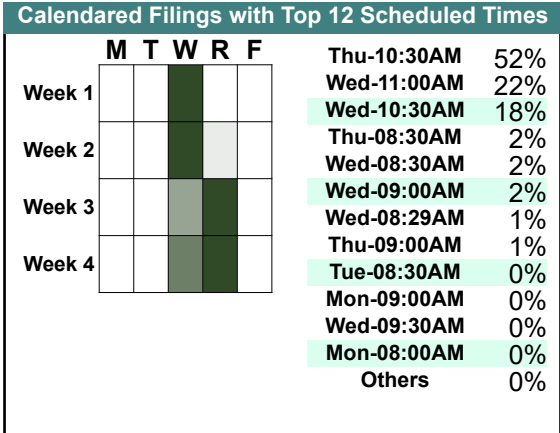
		<u>Filings</u>	<u>Hearings</u>	<u>Transactions</u>	<u>Concluded</u>	<u>Cont</u>
<u>Criminal</u>						
Capias	CA	10	22	22	11	11
Civil Violation	CV	0	2	2	0	2
Felony	F	2	19	19	8	11
Misdemeanor	M	32	86	86	33	53
Show Cause	SC	3	9	9	5	4
Criminal Total		47	138	138	57	81
<u>Traffic</u>						
Capias	CA	14	31	31	11	20
Felony	F	0	2	2	1	1
Infraction	I	1,008	763	1,198	1,036	161
Misdemeanor	M	573	937	941	653	287
Motion	MO	1	1	1	1	-
Show Cause	SC	0	2	2	0	2
Traffic Total		1,596	1,736	2,175	1,702	471
<u>Civil</u>						
Abstract	AJ	2	0	2	2	-
Admin License	AL	2	0	2	2	-
Bond Forfeiture	BF	1	1	1	0	1
Garnishment	GA	6	1	6	5	1
Interrogatory	IN	1	1	1	0	1
Overweight	OC	1	0	1	1	-
Prelim Prot Order	PP	2	0	3	3	-
Unlawful Detainer	UD	14	11	14	10	4
Warrant in Debt	WD	19	24	29	17	12
Civil Total		48	38	59	40	19
Brunswick Totals		1,691	1,912	2,372	1,799	571



		<u>Filings</u>	<u>Hearings</u>	<u>Transactions</u>	<u>Concluded</u>	<u>Cont</u>
<u>Criminal</u>						
Capias	CA	6	23	23	8	15
Civil Violation	CV	1	2	2	0	2
Felony	F	10	35	35	8	27
Misdemeanor	M	30	82	82	22	60
Show Cause	SC	5	7	7	0	7
Criminal Total		52	149	149	38	111
<u>Traffic</u>						
Capias	CA	11	35	35	14	21
Felony	F	1	2	2	0	2
Infraction	I	1,357	898	1,535	1,356	179
Misdemeanor	M	825	1,117	1,118	742	376
Show Cause	SC	1	8	8	4	4
Traffic Total		2,195	2,060	2,698	2,116	582
<u>Civil</u>						
Admin License	AL	2	1	2	1	-
Bond Forfeiture	BF	1	1	3	3	-
Garnishment	GA	13	0	16	16	-
Motion for Judgment	MJ	0	1	1	1	-
Prelim Prot Order	PP	1	1	1	0	1
Show Cause	SC	1	0	2	2	-
Unlawful Detainer	UD	9	6	12	12	-
Warrant in Debt	WD	27	28	38	28	10
Civil Total		54	38	75	63	11
Brunswick Totals		2,301	2,247	2,922	2,217	704

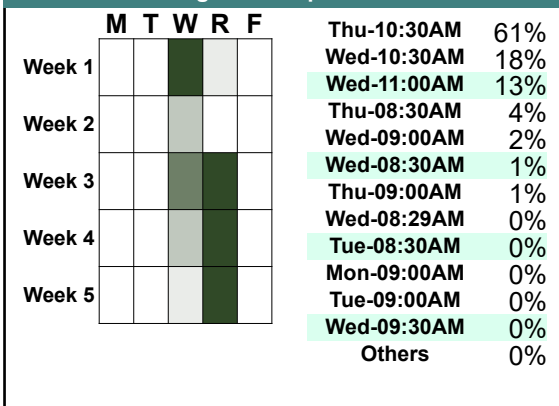


		<u>Filings</u>	<u>Hearings</u>	<u>Transactions</u>	<u>Concluded</u>	<u>Cont</u>
<u>Criminal</u>						
Capias	CA	12	21	21	4	17
Civil Violation	CV	0	2	2	0	2
Felony	F	2	31	31	11	20
Misdemeanor	M	33	85	88	33	55
Show Cause	SC	0	6	6	4	2
Criminal Total		47	145	148	52	96
<u>Traffic</u>						
Capias	CA	9	29	29	10	19
Infraction	I	1,125	814	1,372	1,192	180
Misdemeanor	M	619	949	952	665	287
Show Cause	SC	1	5	5	0	5
Traffic Total		1,754	1,797	2,358	1,867	491
<u>Civil</u>						
Admin License	AL	5	0	5	5	-
Bond Forfeiture	BF	1	0	2	2	-
Capias	CA	1	0	2	2	-
Garnishment	GA	19	2	19	17	2
Interrogatory	IN	0	0	1	1	-
Motion for Judgment	MJ	1	0	1	1	-
Show Cause	SC	0	0	1	1	-
Unlawful Detainer	UD	7	6	10	8	2
Warrant in Debt	WD	25	31	43	31	12
Civil Total		59	39	84	68	16
Brunswick Totals		1,860	1,981	2,590	1,987	603

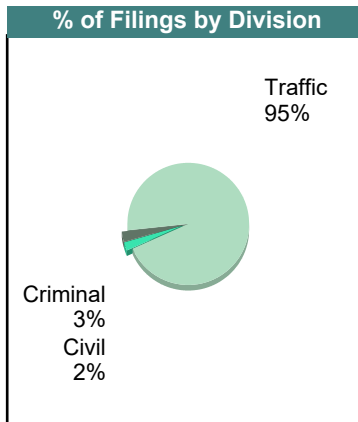


		<u>Filings</u>	<u>Hearings</u>	<u>Transactions</u>	<u>Concluded</u>	<u>Cont</u>
<u>Criminal</u>						
Capias	CA	8	18	18	8	10
Civil Violation	CV	1	4	4	0	4
Felony	F	15	51	51	11	40
Misdemeanor	M	34	77	78	25	53
Show Cause	SC	3	8	8	2	6
Criminal Total		61	158	159	46	113
<u>Traffic</u>						
Capias	CA	6	23	23	10	13
Infraction	I	1,222	770	1,342	1,107	235
Misdemeanor	M	831	1,139	1,152	812	340
Show Cause	SC	0	2	2	1	1
Traffic Total		2,059	1,934	2,519	1,930	589
<u>Civil</u>						
Admin License	AL	5	0	5	5	-
Bond Forfeiture	BF	2	3	6	4	2
Detinue	DT	1	1	1	1	-
Garnishment	GA	9	1	11	10	1
Impoundment	IM	1	0	1	1	-
Motion for Judgment	MJ	2	2	2	1	1
Overweight	OC	1	0	1	1	-
Other	OT	1	0	1	1	-
Protective Order	PO	1	0	1	1	-
Show Cause	SC	0	1	2	1	1
Unlawful Detainer	UD	9	9	10	6	4
Warrant in Debt	WD	16	19	22	12	10
Civil Total		48	36	63	44	19
Brunswick Totals		2,168	2,128	2,741	2,020	721

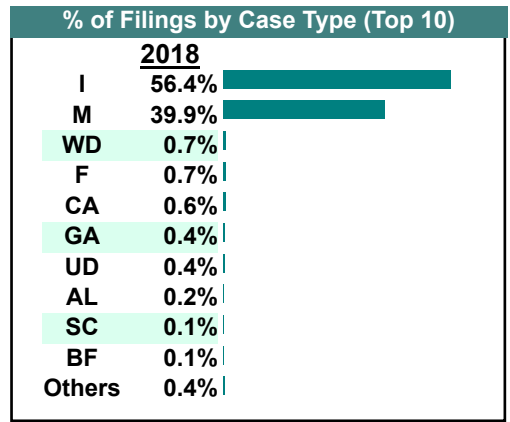
Calendarized Filings with Top 12 Scheduled Times



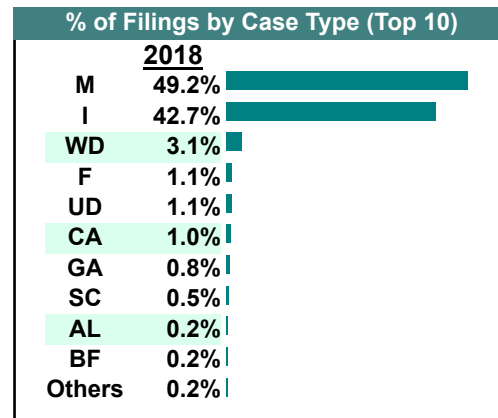
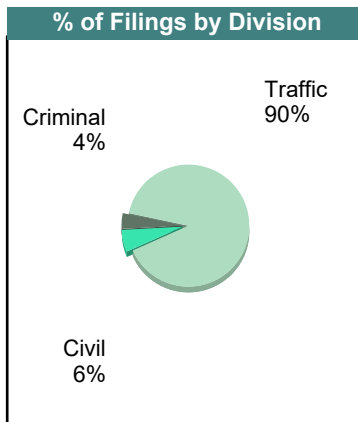
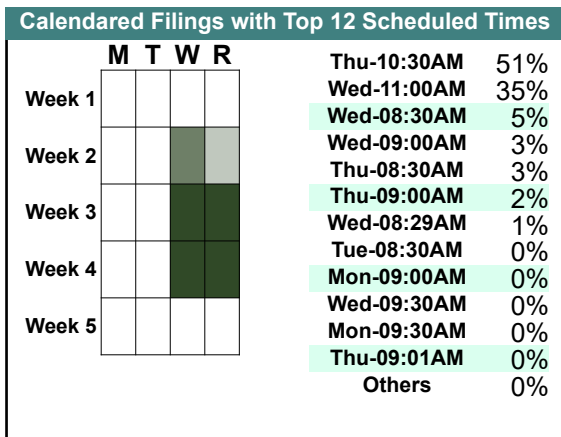
% of Filings by Division



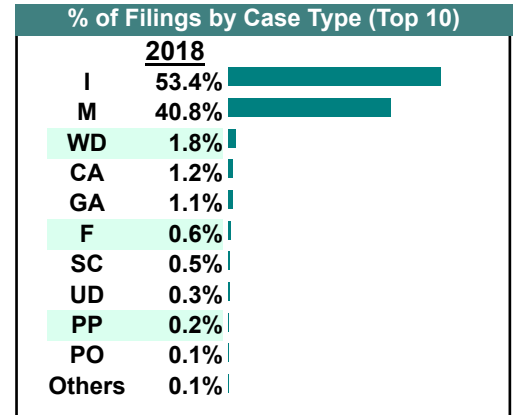
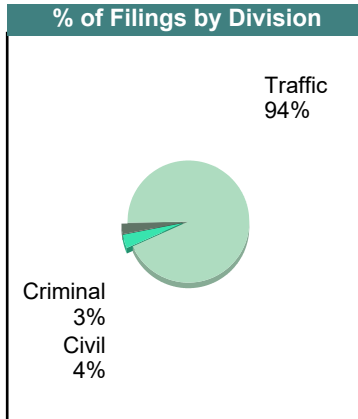
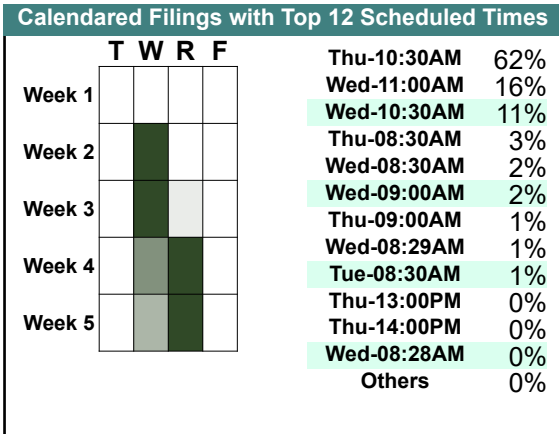
% of Filings by Case Type (Top 10)



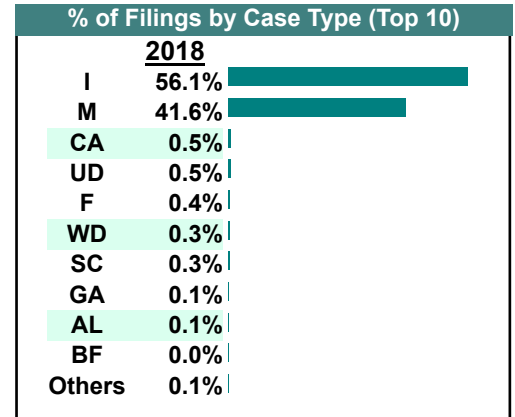
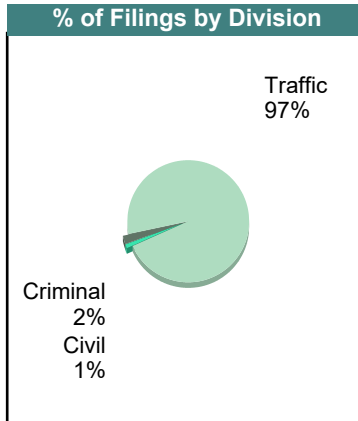
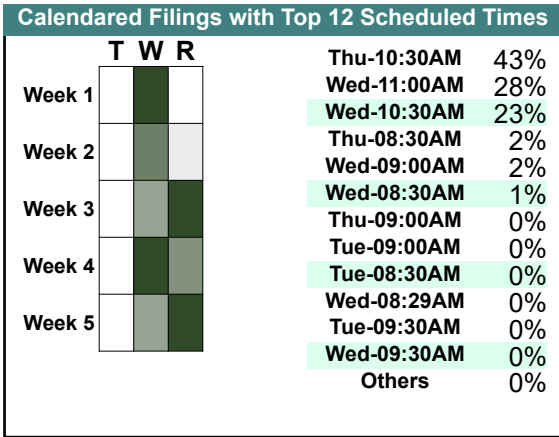
		<u>Filings</u>	<u>Hearings</u>	<u>Transactions</u>	<u>Concluded</u>	<u>Cont</u>
<u>Criminal</u>						
Capias	CA	5	27	27	16	11
Civil Violation	CV	0	3	3	2	1
Felony	F	14	29	29	5	24
Misdemeanor	M	34	80	82	35	47
Show Cause	SC	4	11	11	5	6
Criminal Total		57	150	152	63	89
<u>Traffic</u>						
Capias	CA	8	27	27	9	18
Felony	F	0	1	1	0	1
Infraction	I	561	455	709	589	120
Misdemeanor	M	613	943	946	655	291
Show Cause	SC	1	5	5	2	3
Traffic Total		1,183	1,431	1,688	1,255	433
<u>Civil</u>						
Admin License	AL	3	0	3	3	-
Bond Forfeiture	BF	3	2	5	3	2
Capias	CA	0	1	1	0	1
Detinue	DT	1	0	1	1	-
Garnishment	GA	10	1	11	10	1
Interrogatory	IN	1	1	4	3	1
Overweight	OC	1	0	3	3	-
Show Cause	SC	1	2	4	2	2
Unlawful Detainer	UD	14	9	15	14	1
Warrant in Debt	WD	41	33	50	36	14
Civil Total		75	49	97	75	22
Brunswick Totals		1,315	1,630	1,937	1,393	544



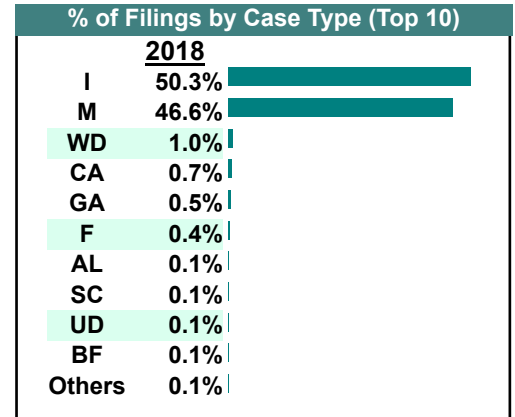
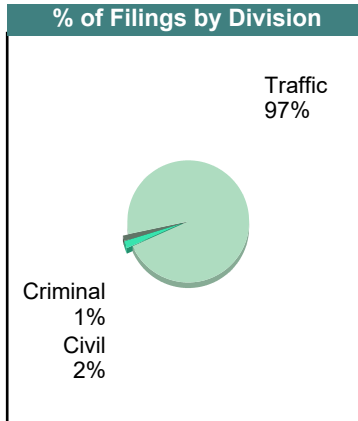
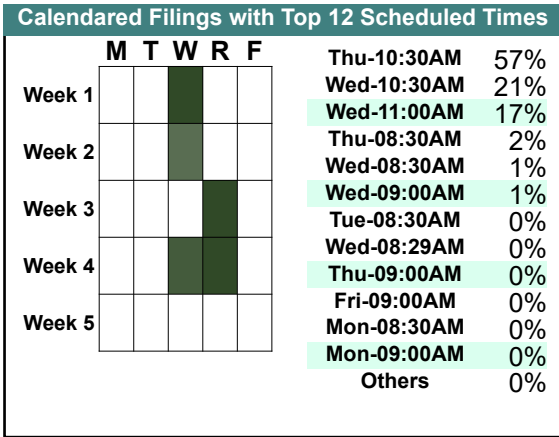
		<u>Filings</u>	<u>Hearings</u>	<u>Transactions</u>	<u>Concluded</u>	<u>Cont</u>
<u>Criminal</u>						
Capias	CA	6	26	26	15	11
Civil Violation	CV	0	3	3	0	3
Felony	F	9	29	29	5	24
Misdemeanor	M	23	78	82	35	47
Show Cause	SC	4	7	7	2	5
Criminal Total		42	143	147	57	90
<u>Traffic</u>						
Capias	CA	12	25	25	9	16
Felony	F	0	1	1	0	1
Infraction	I	812	616	1,023	870	153
Misdemeanor	M	598	938	939	661	278
Show Cause	SC	2	10	10	5	5
Traffic Total		1,424	1,590	1,998	1,545	453
<u>Civil</u>						
Bond Forfeiture	BF	1	3	3	0	3
Capias	CA	1	1	1	0	1
Garnishment	GA	16	3	21	18	3
Interrogatory	IN	0	3	3	0	3
Protective Order	PO	2	0	2	2	-
Prelim Prot Order	PP	3	0	3	3	-
Show Cause	SC	1	4	4	0	4
Unlawful Detainer	UD	5	1	5	5	-
Warrant in Debt	WD	27	29	38	28	10
Civil Total		56	44	80	56	24
Brunswick Totals		1,522	1,777	2,225	1,658	567



		Filings	Hearings	Transactions	Concluded	Cont
<u>Criminal</u>						
Capias	CA	7	36	36	9	27
Civil Violation	CV	0	3	3	1	2
Felony	F	10	17	17	2	15
Misdemeanor	M	35	101	101	41	60
Show Cause	SC	2	6	6	5	1
Criminal Total		54	163	163	58	105
<u>Traffic</u>						
Capias	CA	7	45	45	22	23
Felony	F	1	1	1	0	1
Infraction	I	1,465	988	1,665	1,438	227
Misdemeanor	M	1,050	1,459	1,469	1,058	411
Show Cause	SC	3	4	4	0	4
Traffic Total		2,526	2,497	3,184	2,518	666
<u>Civil</u>						
Admin License	AL	2	1	2	1	-
Bond Forfeiture	BF	1	2	3	1	2
Detinue	DT	0	0	1	1	-
Garnishment	GA	3	0	4	4	-
Interrogatory	IN	1	1	3	2	1
Overweight	OC	1	0	1	1	-
Show Cause	SC	2	1	2	1	1
Unlawful Detainer	UD	13	12	17	14	3
Warrant in Debt	WD	8	18	27	16	11
Civil Total		31	35	60	41	18
Brunswick Totals		2,611	2,695	3,407	2,617	789



		<u>Filings</u>	<u>Hearings</u>	<u>Transactions</u>	<u>Concluded</u>	<u>Cont</u>
<u>Criminal</u>						
Capias	CA	7	16	16	2	14
Civil Violation	CV	1	2	2	0	2
Felony	F	8	24	24	12	12
Misdemeanor	M	15	65	65	24	41
Show Cause	SC	2	6	6	3	3
Criminal Total		33	113	113	41	72
<u>Traffic</u>						
Capias	CA	8	17	17	5	12
Felony	F	0	1	1	1	-
Infraction	I	1,112	793	1,294	1,132	162
Misdemeanor	M	1,016	1,306	1,307	936	371
Show Cause	SC	1	2	2	0	2
Traffic Total		2,137	2,119	2,621	2,074	547
<u>Civil</u>						
Admin License	AL	3	0	3	3	-
Bond Forfeiture	BF	2	2	3	1	2
Garnishment	GA	10	2	10	8	2
Interrogatory	IN	0	2	2	0	2
Overweight	OC	1	2	3	1	2
Protective Order	PO	0	0	1	1	-
Show Cause	SC	0	2	2	0	2
Unlawful Detainer	UD	3	3	3	2	1
Warrant in Debt	WD	23	27	33	25	8
Civil Total		42	40	60	41	19
Brunswick Totals		2,212	2,272	2,794	2,156	638



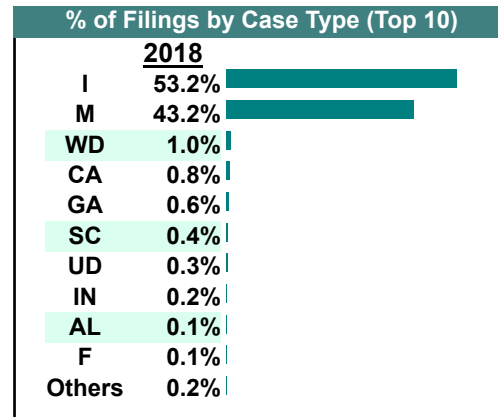
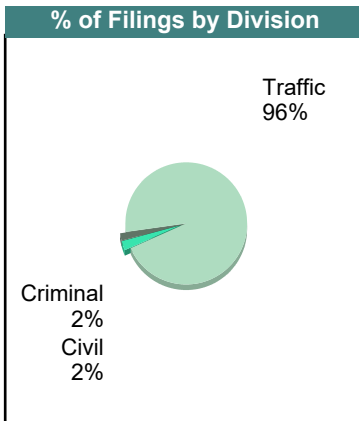
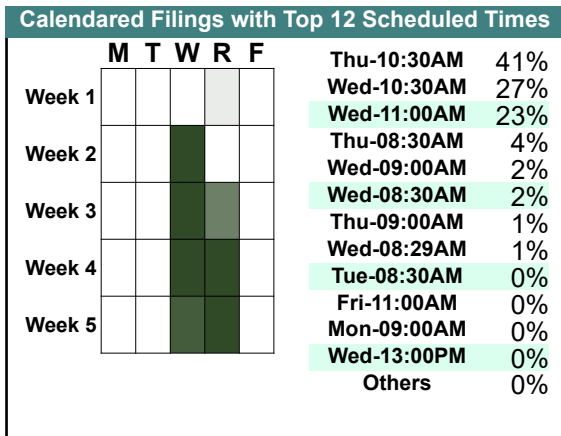
CASELOAD STATISTICS OF THE GENERAL DISTRICT COURTS

March 2018

Brunswick

District: 6

		<u>Filings</u>	<u>Hearings</u>	<u>Transactions</u>	<u>Concluded</u>	<u>Cont</u>
<u>Criminal</u>						
Capias	CA	4	24	24	4	20
Civil Violation	CV	1	3	3	2	1
Felony	F	2	25	25	8	17
Misdemeanor	M	29	100	100	32	68
Show Cause	SC	2	6	6	2	4
Criminal Total		38	158	158	48	110
<u>Traffic</u>						
Capias	CA	11	36	36	7	29
Infraction	I	1,058	970	1,464	1,247	217
Misdemeanor	M	830	1,452	1,453	1,067	386
Show Cause	SC	3	5	5	2	3
Traffic Total		1,902	2,463	2,958	2,323	635
<u>Civil</u>						
Admin License	AL	2	0	2	2	-
Bond Forfeiture	BF	0	3	3	0	3
Garnishment	GA	12	0	13	13	-
Interrogatory	IN	3	4	5	1	4
Motion for Judgment	MJ	0	0	1	1	-
Overweight	OC	1	1	1	0	1
Protective Order	PO	2	1	2	1	1
Show Cause	SC	2	2	2	0	2
Unlawful Detainer	UD	6	5	9	9	-
Warrant in Debt	WD	20	24	28	15	13
Civil Total		48	40	66	42	24
Brunswick Totals		1,988	2,661	3,182	2,413	769



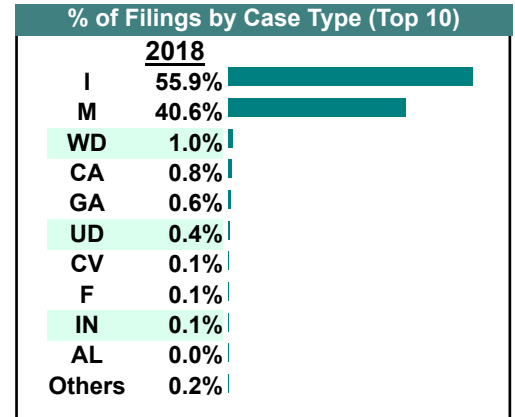
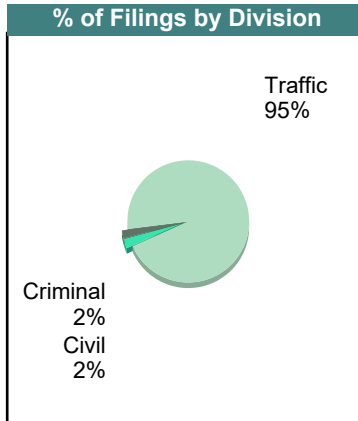
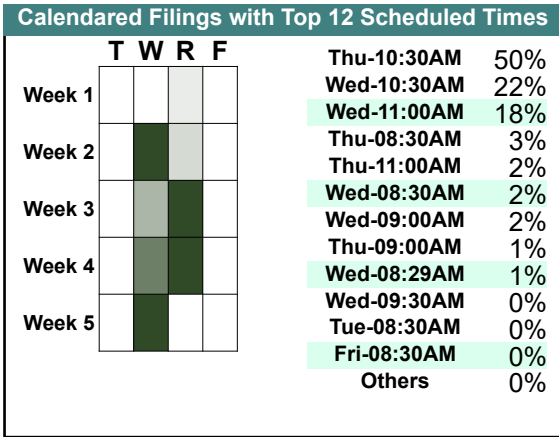
CASELOAD STATISTICS OF THE GENERAL DISTRICT COURTS

February 2018

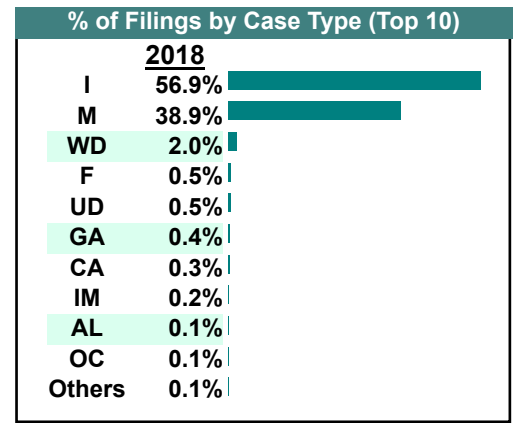
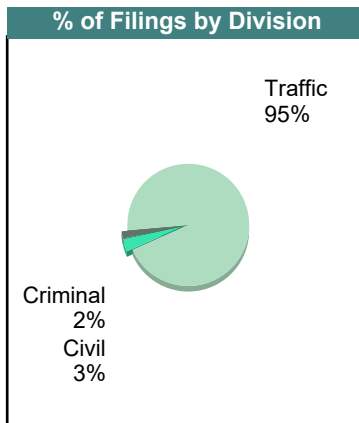
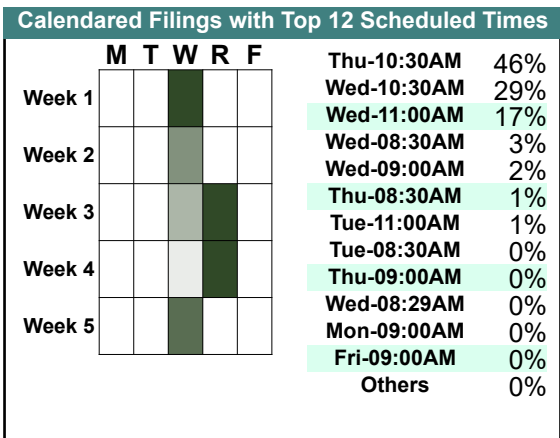
Brunswick

District: 6

		<u>Filings</u>	<u>Hearings</u>	<u>Transactions</u>	<u>Concluded</u>	<u>Cont</u>
<u>Criminal</u>						
Capias	CA	7	20	20	12	8
Civil Violation	CV	1	2	2	0	2
Felony	F	2	20	20	13	7
Misdemeanor	M	36	116	116	38	78
Show Cause	SC	0	14	14	9	5
Criminal Total		46	172	172	72	100
<u>Traffic</u>						
Capias	CA	9	28	28	10	18
Civil Violation	CV	1	1	1	1	-
Felony	F	0	1	1	0	1
Infraction	I	1,125	788	1,312	1,112	200
Misdemeanor	M	781	1,117	1,117	766	351
Show Cause	SC	1	3	3	1	2
Traffic Total		1,917	1,938	2,462	1,890	572
<u>Civil</u>						
Admin License	AL	1	0	1	1	-
Bond Forfeiture	BF	1	4	5	1	4
Detinue	DT	1	1	1	0	1
Garnishment	GA	12	1	13	12	1
Interrogatory	IN	2	2	2	0	2
Overweight	OC	1	0	2	2	-
Unlawful Detainer	UD	9	11	14	8	6
Warrant in Debt	WD	21	30	41	29	12
Civil Total		48	49	79	53	26
Brunswick Totals		2,011	2,159	2,713	2,015	698



		<u>Filings</u>	<u>Hearings</u>	<u>Transactions</u>	<u>Concluded</u>	<u>Cont</u>
<u>Criminal</u>						
Capias	CA	4	32	32	1	31
Civil Violation	CV	0	5	5	1	4
Felony	F	13	28	28	4	24
Misdemeanor	M	30	100	101	22	79
Show Cause	SC	1	11	11	1	10
Criminal Total		48	176	177	29	148
<u>Traffic</u>						
Capias	CA	3	33	33	5	28
Infraction	I	1,352	983	1,536	1,125	411
Misdemeanor	M	896	1,202	1,212	599	613
Show Cause	SC	0	3	3	0	3
Traffic Total		2,251	2,221	2,784	1,729	1,055
<u>Civil</u>						
Abstract	AJ	1	0	1	1	-
Admin License	AL	3	0	3	3	-
Bond Forfeiture	BF	0	6	6	2	4
Garnishment	GA	9	2	10	8	2
Impoundment	IM	4	0	4	4	-
Motion for Judgment	MJ	0	1	2	1	1
Overweight	OC	2	2	3	1	2
Unlawful Detainer	UD	13	12	20	13	7
Warrant in Debt	WD	47	43	54	28	26
Civil Total		79	66	103	61	42
Brunswick Totals		2,378	2,463	3,064	1,819	1,245



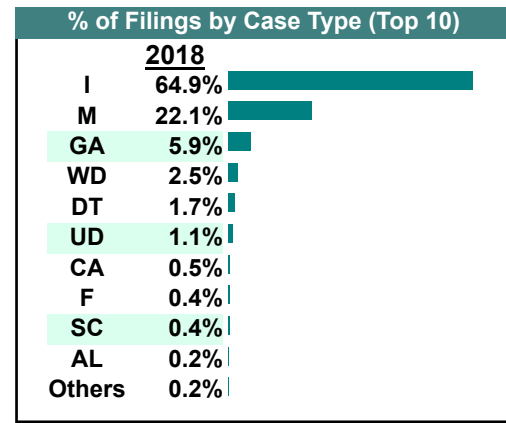
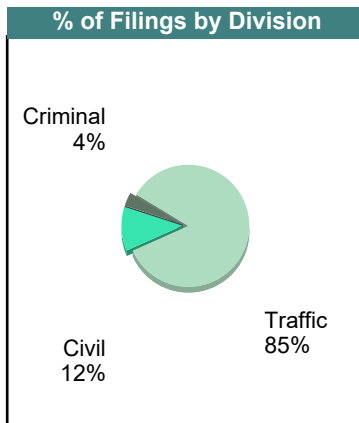
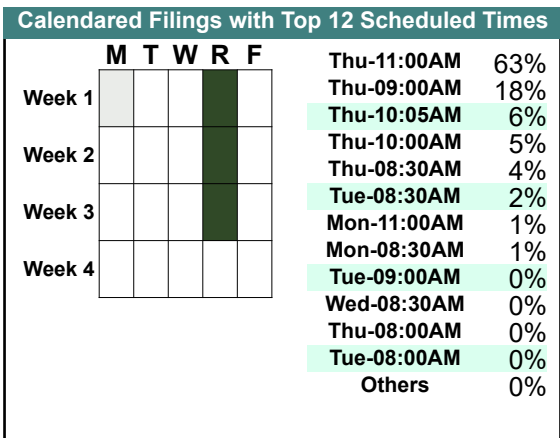
CASELOAD STATISTICS OF THE GENERAL DISTRICT COURTS

December 2018

Emporia

District: 6

		<u>Filings</u>	<u>Hearings</u>	<u>Transactions</u>	<u>Concluded</u>	<u>Cont</u>
<u>Criminal</u>						
Capias	CA	4	18	18	4	14
Civil Violation	CV	0	4	4	1	2
Felony	F	5	71	71	15	55
Misdemeanor	M	30	129	129	31	96
Show Cause	SC	2	15	15	3	12
Criminal Total		41	237	237	54	179
<u>Traffic</u>						
Capias	CA	2	16	16	4	12
Infraction	I	748	555	919	789	126
Misdemeanor	M	225	370	371	235	134
Show Cause	SC	3	12	12	3	8
Traffic Total		978	953	1,318	1,031	280
<u>Civil</u>						
Admin License	AL	2	3	5	2	-
Bond Forfeiture	BF	0	0	1	1	-
Detinue	DT	20	11	20	18	2
Garnishment	GA	68	2	68	66	2
Impoundment	IM	1	0	1	1	-
Interrogatory	IN	1	1	1	0	1
Motion for Judgment	MJ	0	2	2	2	-
Unlawful Detainer	UD	13	10	13	11	2
Warrant in Debt	WD	29	29	33	31	2
Civil Total		134	58	144	132	9
Emporia Totals		1,153	1,248	1,699	1,217	468



CASELOAD STATISTICS OF THE GENERAL DISTRICT COURTS

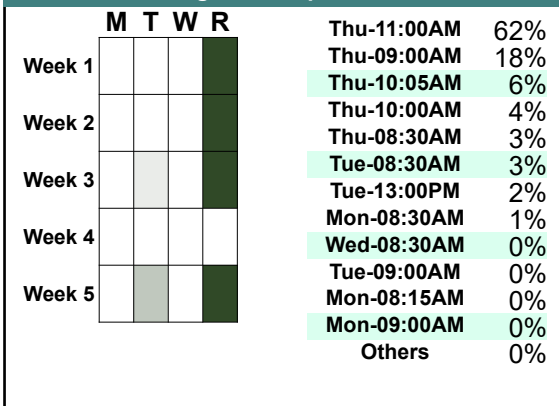
November 2018

Emporia

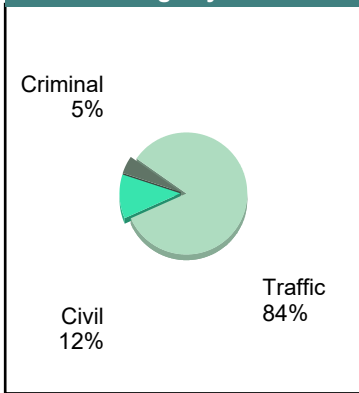
District: 6

		<u>Filings</u>	<u>Hearings</u>	<u>Transactions</u>	<u>Concluded</u>	<u>Cont</u>
<u>Criminal</u>						
Capias	CA	3	13	13	4	9
Civil Violation	CV	0	5	5	1	4
Felony	F	19	78	78	19	59
Misdemeanor	M	27	117	117	35	82
Show Cause	SC	3	20	20	7	13
Criminal Total		52	233	233	66	167
<u>Traffic</u>						
Capias	CA	3	11	11	4	7
Felony	F	0	2	2	1	1
Infraction	I	752	552	931	786	145
Misdemeanor	M	195	313	313	193	120
Show Cause	SC	2	10	10	2	8
Traffic Total		952	888	1,267	986	281
<u>Civil</u>						
Admin License	AL	0	2	2	0	2
Bond Forfeiture	BF	0	1	1	0	1
Capias	CA	2	2	3	1	2
Detinue	DT	12	6	12	12	-
Garnishment	GA	64	0	64	64	-
Impoundment	IM	1	1	1	0	-
Interrogatory	IN	23	4	31	27	4
Motion for Judgment	MJ	0	2	2	0	2
Protective Order	PO	0	0	1	1	-
Show Cause	SC	1	2	3	1	2
Unlawful Detainer	UD	6	8	11	9	2
Warrant in Debt	WD	25	30	37	28	9
Civil Total		134	58	168	143	24
Emporia Totals		1,138	1,179	1,668	1,195	472

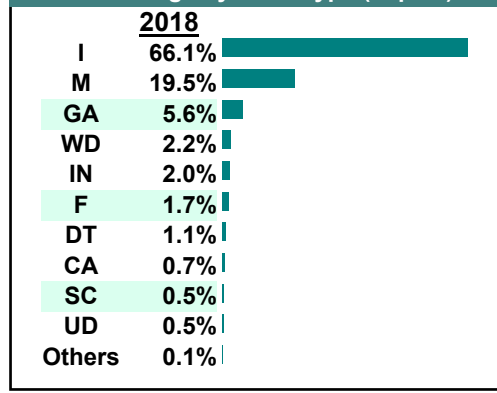
Calendared Filings with Top 12 Scheduled Times



% of Filings by Division



% of Filings by Case Type (Top 10)



CASELOAD STATISTICS OF THE GENERAL DISTRICT COURTS


October 2018

Emporia

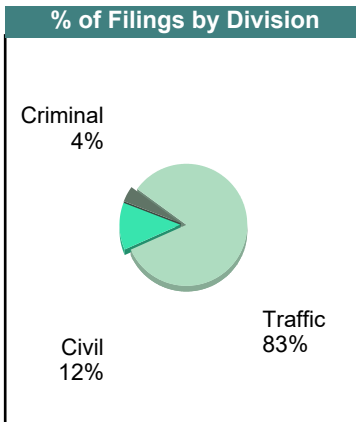
District: 6

		<u>Filings</u>	<u>Hearings</u>	<u>Transactions</u>	<u>Concluded</u>	<u>Cont</u>
<u>Criminal</u>						
Capias	CA	5	19	19	6	13
Civil Violation	CV	3	9	9	4	5
Felony	F	18	94	94	26	68
Misdemeanor	M	37	166	166	45	121
Show Cause	SC	3	31	31	6	25
Criminal Total		66	319	319	87	232
<u>Traffic</u>						
Capias	CA	4	11	11	3	8
Felony	F	0	3	3	2	1
Infraction	I	1,031	628	1,177	985	188
Misdemeanor	M	212	336	336	198	134
Show Cause	SC	4	17	17	4	13
Traffic Total		1,251	995	1,544	1,192	344
<u>Civil</u>						
Admin License	AL	7	6	10	4	4
Detinue	DT	0	0	2	2	-
Garnishment	GA	78	1	79	78	1
Impoundment	IM	2	0	2	2	-
Interrogatory	IN	29	5	34	29	5
Other	OT	1	0	1	1	-
Protective Order	PO	2	1	2	1	1
Prelim Prot Order	PP	2	0	2	2	-
Show Cause	SC	2	1	2	1	1
Unlawful Detainer	UD	16	13	17	14	3
Warrant in Debt	WD	47	53	59	50	9
Civil Total		186	80	210	184	24
Emporia Totals		1,503	1,394	2,073	1,463	600

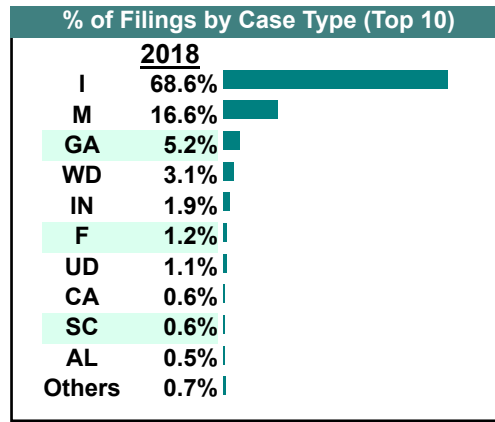
Calendared Filings with Top 12 Scheduled Times



% of Filings by Division



% of Filings by Case Type (Top 10)



CASELOAD STATISTICS OF THE GENERAL DISTRICT COURTS


September 2018

Emporia

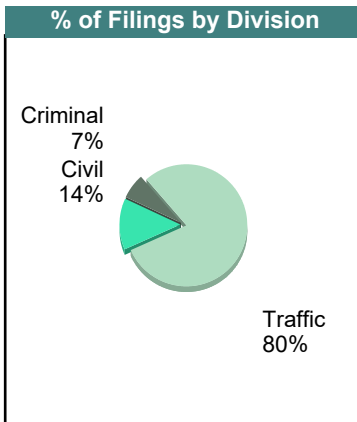
District: 6

		<u>Filings</u>	<u>Hearings</u>	<u>Transactions</u>	<u>Concluded</u>	<u>Cont</u>
<u>Criminal</u>						
Capias	CA	6	22	22	7	15
Civil Violation	CV	4	7	7	0	7
Felony	F	20	81	81	17	64
Misdemeanor	M	43	160	160	37	123
Show Cause	SC	13	33	33	8	25
Criminal Total		86	303	303	69	234
<u>Traffic</u>						
Capias	CA	4	13	13	4	9
Felony	F	0	2	2	0	2
Infraction	I	858	573	1,015	868	147
Misdemeanor	M	165	288	288	161	127
Show Cause	SC	5	18	18	8	10
Traffic Total		1,032	894	1,336	1,041	295
<u>Civil</u>						
Admin License	AL	7	2	9	7	2
Bond Forfeiture	BF	1	1	1	0	1
Capias	CA	0	1	2	1	1
Detinue	DT	26	14	32	30	2
Garnishment	GA	57	0	57	57	-
Impoundment	IM	4	0	4	4	-
Interrogatory	IN	43	6	46	40	6
Other	OT	1	0	1	1	-
Show Cause	SC	1	1	3	2	1
Unlawful Detainer	UD	1	1	1	0	1
Warrant in Debt	WD	35	40	47	38	9
Civil Total		176	66	203	180	23
Emporia Totals		1,294	1,263	1,842	1,290	552

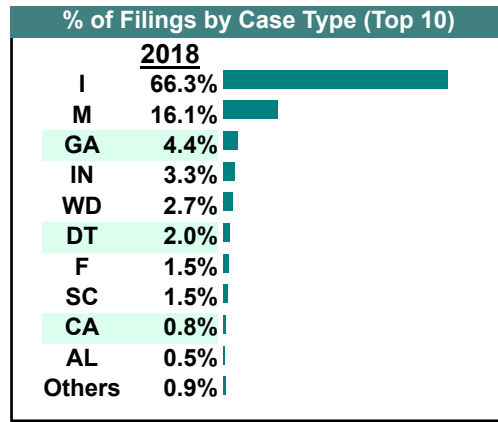
Calendared Filings with Top 12 Scheduled Times



% of Filings by Division



% of Filings by Case Type (Top 10)



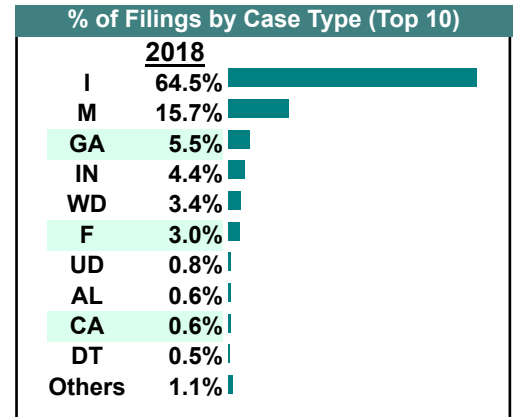
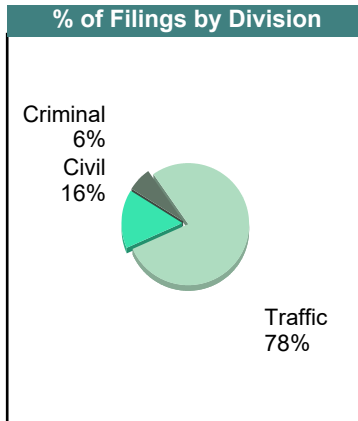
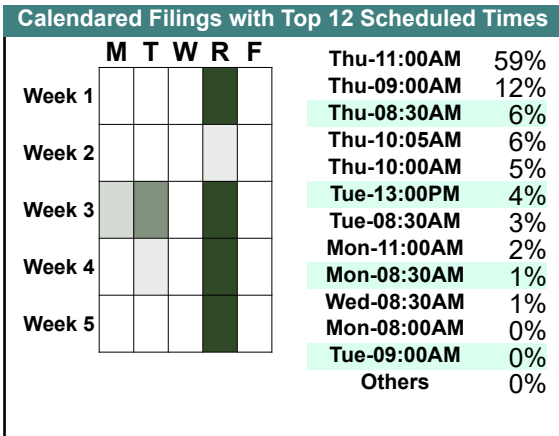
CASELOAD STATISTICS OF THE GENERAL DISTRICT COURTS

August 2018

Emporia

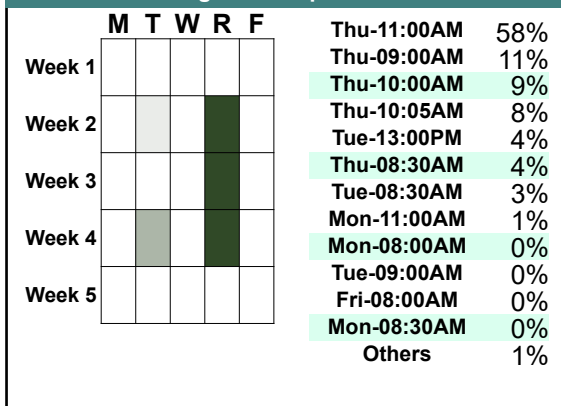
District: 6

		<u>Filings</u>	<u>Hearings</u>	<u>Transactions</u>	<u>Concluded</u>	<u>Cont</u>
<u>Criminal</u>						
Capias	CA	2	21	21	11	10
Civil Violation	CV	2	4	4	1	3
Felony	F	32	73	73	17	56
Misdemeanor	M	37	158	158	62	96
Show Cause	SC	2	13	13	6	7
Criminal Total		75	269	269	97	172
<u>Traffic</u>						
Capias	CA	4	9	9	5	4
Felony	F	3	6	6	1	5
Infraction	I	760	539	906	743	163
Misdemeanor	M	148	254	254	137	117
Show Cause	SC	4	14	14	4	10
Traffic Total		919	822	1,189	890	299
<u>Civil</u>						
Admin License	AL	7	2	8	6	2
Bond Forfeiture	BF	0	1	2	2	-
Capias	CA	1	1	1	0	1
Detinue	DT	6	6	8	2	6
Garnishment	GA	65	0	66	66	-
Impoundment	IM	2	0	2	2	-
Interrogatory	IN	52	3	53	50	3
Motion for Judgment	MJ	2	2	2	0	2
Other	OT	1	0	1	1	-
Show Cause	SC	0	1	1	0	1
Unlawful Detainer	UD	9	7	10	10	-
Warrant in Debt	WD	40	53	56	36	20
Civil Total		185	76	210	175	35
Emporia Totals		1,179	1,167	1,668	1,162	506

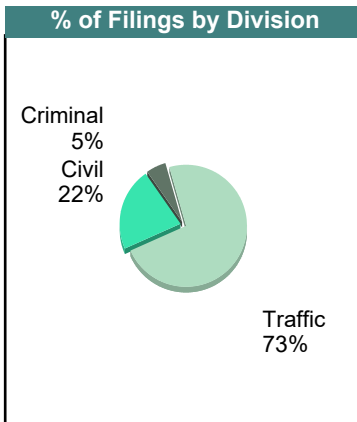


		<u>Filings</u>	<u>Hearings</u>	<u>Transactions</u>	<u>Concluded</u>	<u>Cont</u>
<u>Criminal</u>						
Capias	CA	8	39	39	17	22
Civil Violation	CV	1	1	1	0	1
Felony	F	11	65	65	21	44
Misdemeanor	M	32	182	182	57	125
Show Cause	SC	5	41	41	15	26
Criminal Total		57	328	328	110	218
<u>Traffic</u>						
Capias	CA	3	8	8	4	4
Felony	F	0	1	1	0	1
Infraction	I	705	460	811	689	122
Misdemeanor	M	92	186	186	104	82
Show Cause	SC	4	14	14	5	9
Traffic Total		804	669	1,020	802	218
<u>Civil</u>						
Abstract	AJ	1	0	1	1	-
Admin License	AL	8	1	9	8	1
Bond Forfeiture	BF	1	0	2	2	-
Capias	CA	1	1	1	0	1
Detinue	DT	31	14	31	29	2
Garnishment	GA	92	0	92	92	-
Impoundment	IM	1	0	1	1	-
Interrogatory	IN	42	3	44	41	3
Show Cause	SC	1	2	2	0	2
Unlawful Detainer	UD	8	7	8	7	1
Warrant in Debt	WD	57	59	69	61	8
Civil Total		243	87	260	242	18
Emporia Totals		1,104	1,084	1,608	1,154	454

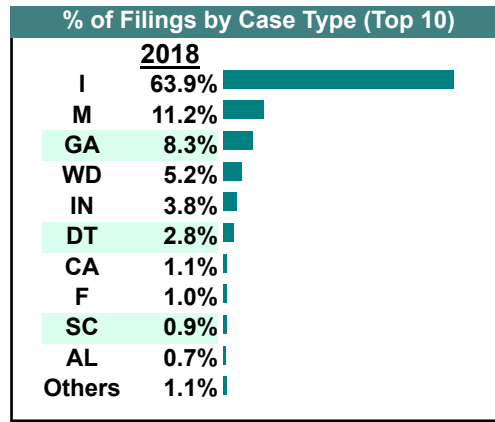
Calendarized Filings with Top 12 Scheduled Times



% of Filings by Division



% of Filings by Case Type (Top 10)



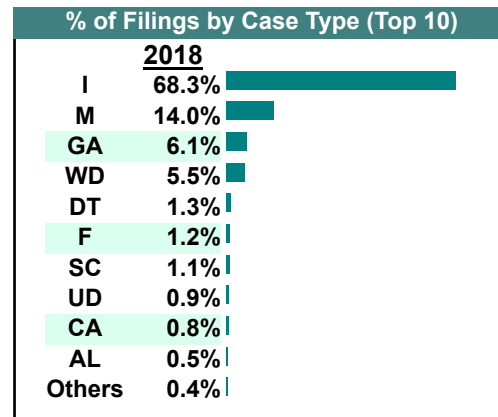
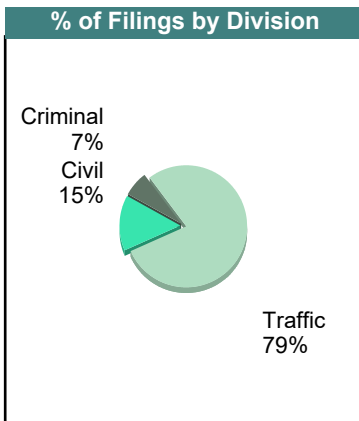
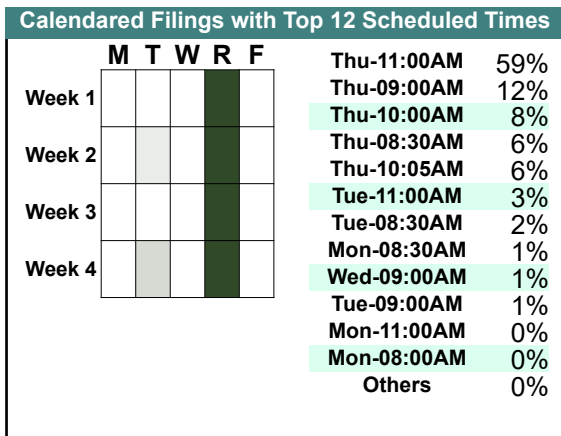
CASELOAD STATISTICS OF THE GENERAL DISTRICT COURTS

June 2018

Emporia

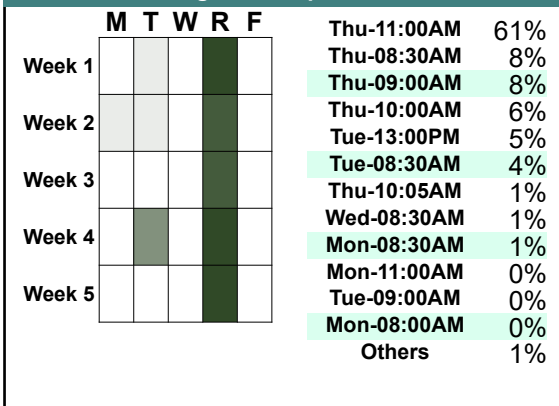
District: 6

		<u>Filings</u>	<u>Hearings</u>	<u>Transactions</u>	<u>Concluded</u>	<u>Cont</u>
<u>Criminal</u>						
Capias	CA	4	25	25	7	18
Civil Violation	CV	0	1	1	0	1
Felony	F	12	65	65	16	49
Misdemeanor	M	49	160	161	44	117
Show Cause	SC	4	34	34	12	22
Criminal Total		69	285	286	79	207
<u>Traffic</u>						
Capias	CA	4	18	18	12	6
Felony	F	0	1	1	0	1
Infraction	I	702	500	854	699	155
Misdemeanor	M	95	223	223	115	108
Show Cause	SC	7	18	18	10	8
Traffic Total		808	760	1,114	836	278
<u>Civil</u>						
Admin License	AL	5	1	6	5	1
Detinue	DT	13	7	13	13	-
Garnishment	GA	63	0	63	63	-
Impoundment	IM	2	0	2	2	-
Motion for Judgment	MJ	1	0	1	1	-
Other	OT	1	0	1	1	-
Unlawful Detainer	UD	9	9	10	9	1
Warrant in Debt	WD	57	62	71	59	12
Civil Total		151	79	167	153	14
Emporia Totals		1,028	1,124	1,567	1,068	499

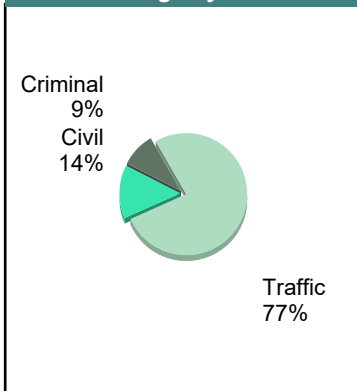


		<u>Filings</u>	<u>Hearings</u>	<u>Transactions</u>	<u>Concluded</u>	<u>Cont</u>
<u>Criminal</u>						
Capias	CA	4	25	25	8	17
Civil Violation	CV	0	1	1	1	-
Felony	F	20	57	57	6	51
Misdemeanor	M	67	165	165	26	139
Show Cause	SC	5	29	29	10	19
Criminal Total		96	277	277	51	226
<u>Traffic</u>						
Capias	CA	7	18	18	13	5
Felony	F	0	1	1	0	1
Infraction	I	675	474	819	705	114
Misdemeanor	M	111	224	226	110	116
Show Cause	SC	7	20	20	8	12
Traffic Total		800	737	1,084	836	248
<u>Civil</u>						
Abstract	AJ	1	0	1	1	-
Admin License	AL	5	1	5	4	1
Bond Forfeiture	BF	0	2	2	0	2
Garnishment	GA	16	1	16	15	1
Impoundment	IM	3	0	3	3	-
Interrogatory	IN	55	2	57	55	2
Other	OT	1	0	1	1	-
Protective Order	PO	1	0	1	1	-
Prelim Prot Order	PP	1	0	1	1	-
Show Cause	SC	2	1	2	1	1
Unlawful Detainer	UD	11	11	13	12	1
Warrant in Debt	WD	53	59	71	56	15
Civil Total		149	77	173	150	23
Emporia Totals		1,045	1,091	1,534	1,037	497

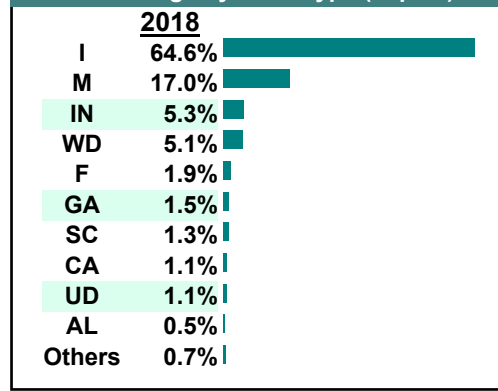
Calendared Filings with Top 12 Scheduled Times



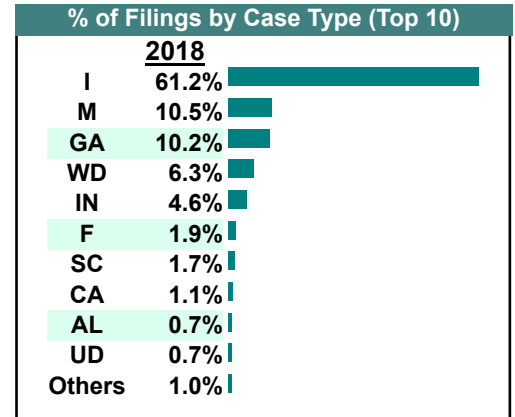
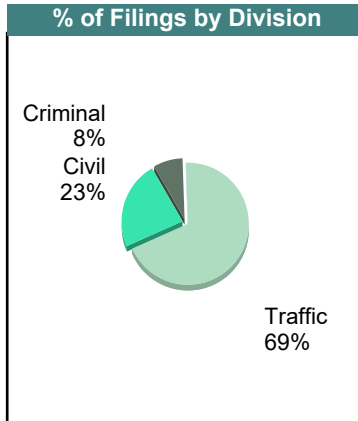
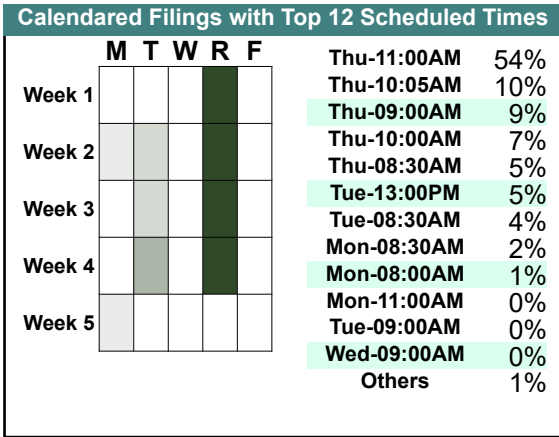
% of Filings by Division



% of Filings by Case Type (Top 10)



		Filings	Hearings	Transactions	Concluded	Cont
<u>Criminal</u>						
Capias	CA	6	32	32	10	22
Civil Violation	CV	2	3	3	0	3
Felony	F	18	58	58	6	52
Misdemeanor	M	34	131	131	30	101
Show Cause	SC	11	49	49	15	34
Criminal Total		71	273	273	61	212
<u>Traffic</u>						
Capias	CA	4	14	14	6	8
Felony	F	0	1	1	1	-
Infraction	I	575	408	703	553	150
Misdemeanor	M	65	186	186	78	108
Show Cause	SC	4	10	10	3	7
Traffic Total		648	619	914	641	273
<u>Civil</u>						
Admin License	AL	7	0	7	7	-
Bond Forfeiture	BF	1	4	6	2	4
Garnishment	GA	96	1	96	95	-
Impoundment	IM	5	0	5	5	-
Interrogatory	IN	43	1	44	43	1
Other	OT	1	0	1	1	-
Show Cause	SC	1	0	1	1	-
Unlawful Detainer	UD	7	7	7	6	1
Warrant in Debt	WD	59	62	74	60	14
Civil Total		220	75	241	220	20
Emporia Totals		939	967	1,428	922	505



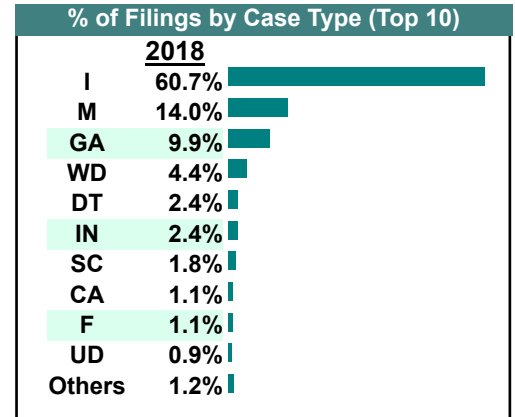
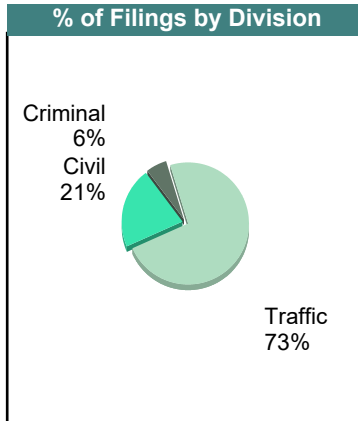
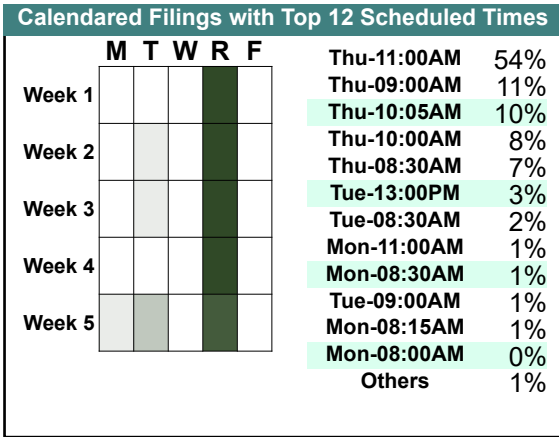
CASELOAD STATISTICS OF THE GENERAL DISTRICT COURTS

March 2018

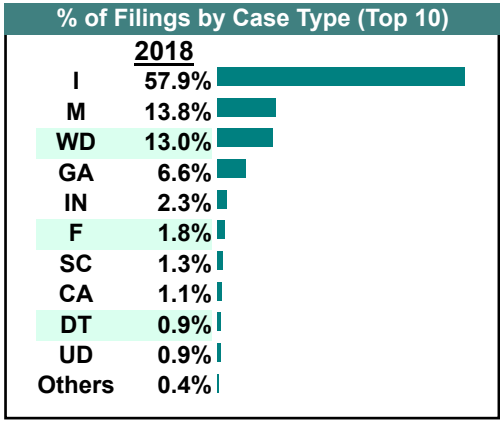
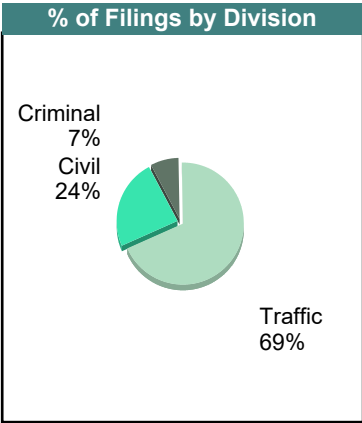
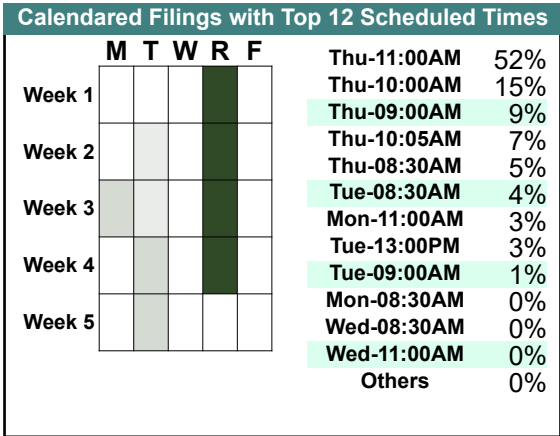
Emporia

District: 6

		<u>Filings</u>	<u>Hearings</u>	<u>Transactions</u>	<u>Concluded</u>	<u>Cont</u>
<u>Criminal</u>						
Capias	CA	6	37	37	14	23
Civil Violation	CV	2	3	3	2	1
Felony	F	10	69	69	28	41
Misdemeanor	M	28	128	129	32	97
Show Cause	SC	10	34	34	9	25
Criminal Total		56	271	272	85	187
<u>Traffic</u>						
Capias	CA	5	22	22	12	10
Felony	F	1	3	3	1	2
Infraction	I	588	405	700	574	126
Misdemeanor	M	108	232	232	99	133
Show Cause	SC	5	14	14	7	7
Traffic Total		707	676	971	693	278
<u>Civil</u>						
Admin License	AL	4	0	5	5	-
Bond Forfeiture	BF	3	4	5	1	4
Detinue	DT	23	13	23	23	-
Garnishment	GA	96	1	97	96	1
Impoundment	IM	3	0	3	3	-
Interrogatory	IN	23	1	24	23	1
Show Cause	SC	2	0	2	2	-
Unlawful Detainer	UD	9	6	10	10	-
Warrant in Debt	WD	43	48	60	49	11
Civil Total		206	73	229	212	17
Emporia Totals		969	1,020	1,472	990	482



		Filings	Hearings	Transactions	Concluded	Cont
<u>Criminal</u>						
Capias	CA	7	52	52	6	46
Civil Violation	CV	0	1	1	0	1
Felony	F	15	65	65	19	46
Misdemeanor	M	28	141	141	40	101
Show Cause	SC	10	45	45	10	35
Criminal Total		60	304	304	75	229
<u>Traffic</u>						
Capias	CA	2	41	41	12	29
Felony	F	0	3	3	1	2
Infraction	I	473	412	648	524	115
Misdemeanor	M	85	208	209	78	130
Show Cause	SC	1	20	20	6	14
Traffic Total		561	684	921	621	290
<u>Civil</u>						
Admin License	AL	3	0	3	3	-
Bond Forfeiture	BF	0	2	2	0	2
Detinue	DT	7	14	18	16	2
Garnishment	GA	54	0	54	54	-
Interrogatory	IN	19	2	20	18	2
Unlawful Detainer	UD	7	11	13	11	2
Warrant in Debt	WD	106	107	126	103	23
Civil Total		196	136	236	205	31
Emporia Totals		817	1,124	1,461	901	550



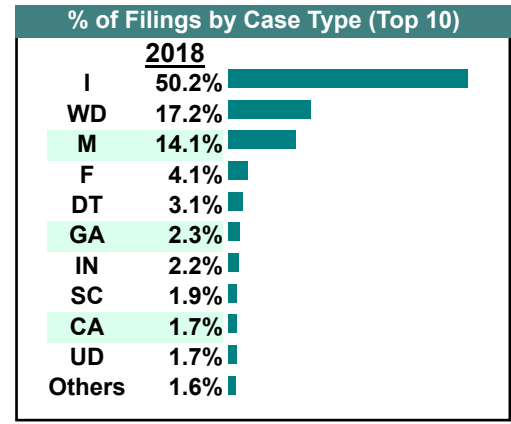
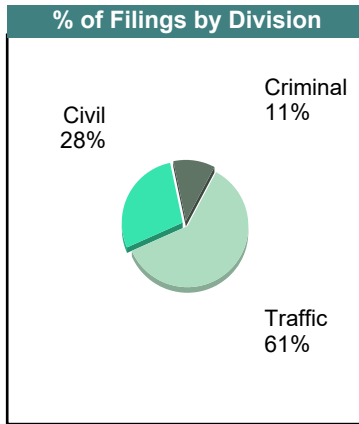
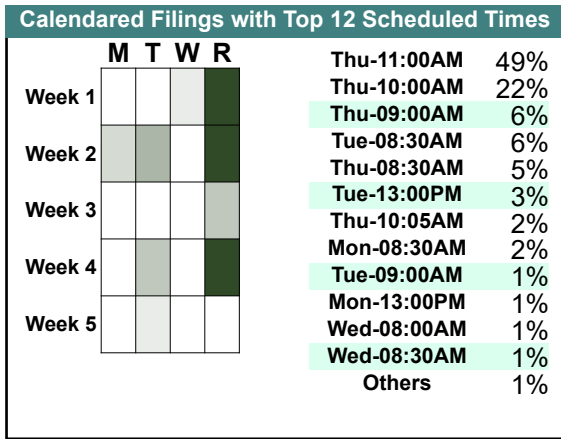
CASELOAD STATISTICS OF THE GENERAL DISTRICT COURTS

January 2018

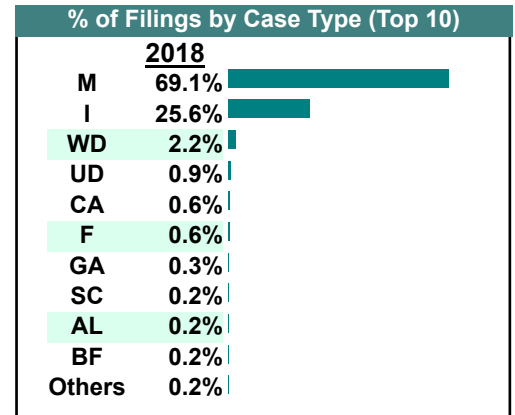
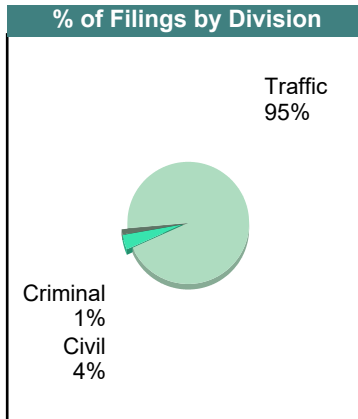
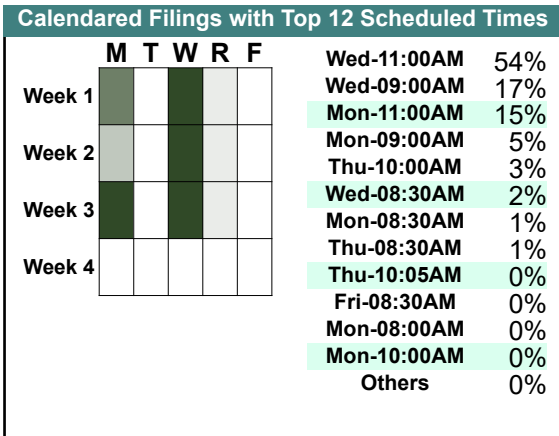
Emporia

District: 6

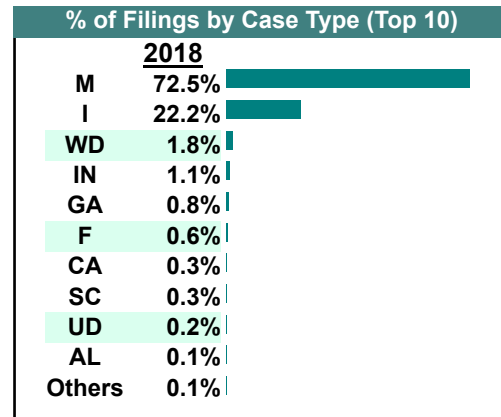
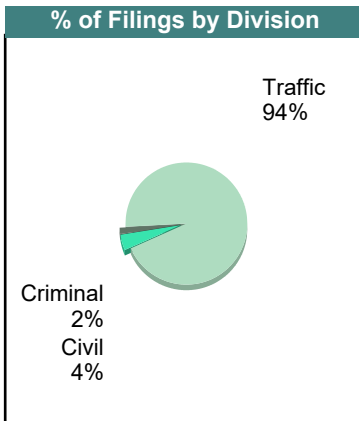
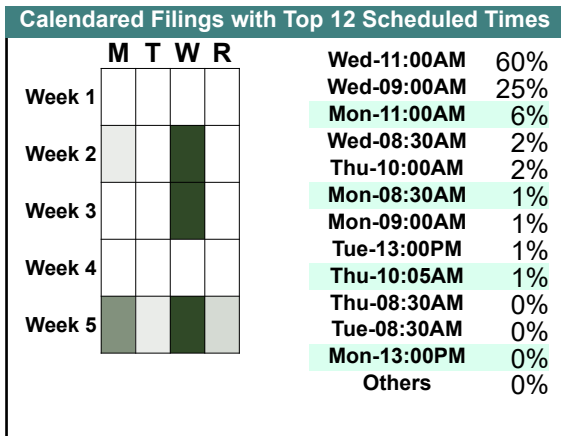
		<u>Filings</u>	<u>Hearings</u>	<u>Transactions</u>	<u>Concluded</u>	<u>Cont</u>
<u>Criminal</u>						
Capias	CA	8	25	25	3	22
Civil Violation	CV	0	3	3	1	2
Felony	F	25	90	90	8	82
Misdemeanor	M	30	179	179	46	133
Show Cause	SC	7	37	37	9	28
Criminal Total		70	334	334	67	267
<u>Traffic</u>						
Capias	CA	3	14	14	2	12
Felony	F	1	6	6	2	4
Infraction	I	321	285	427	273	154
Misdemeanor	M	60	147	148	41	107
Show Cause	SC	3	10	10	3	7
Traffic Total		388	462	605	321	284
<u>Civil</u>						
Admin License	AL	6	1	7	6	1
Bond Forfeiture	BF	2	2	3	1	2
Detinue	DT	20	10	23	13	10
Garnishment	GA	15	0	15	15	-
Impoundment	IM	2	0	2	2	-
Interrogatory	IN	14	1	17	16	1
Protective Order	PO	0	0	1	1	-
Show Cause	SC	2	0	2	2	-
Unlawful Detainer	UD	11	13	18	10	8
Warrant in Debt	WD	110	118	126	96	30
Civil Total		182	145	214	162	52
Emporia Totals		640	941	1,153	550	603



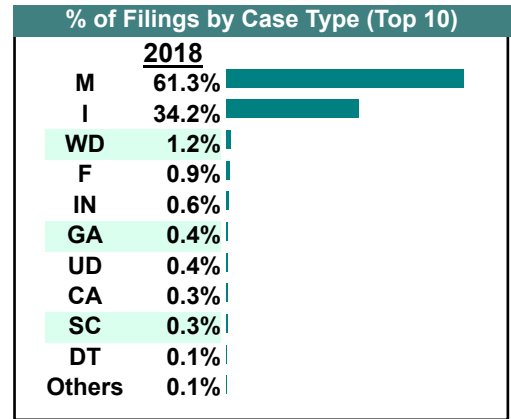
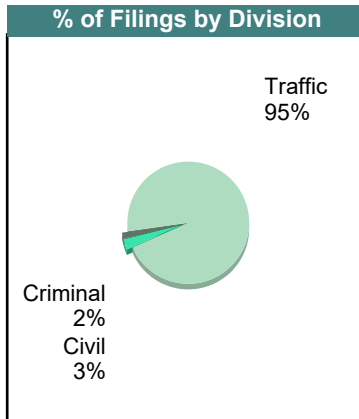
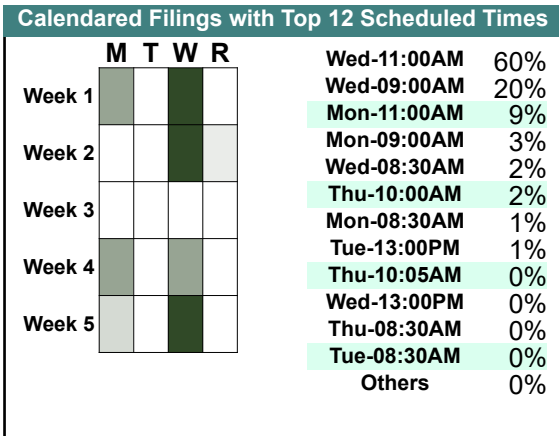
		<u>Filings</u>	<u>Hearings</u>	<u>Transactions</u>	<u>Concluded</u>	<u>Cont</u>
<u>Criminal</u>						
Capias	CA	3	17	17	3	14
Civil Violation	CV	1	3	3	2	1
Felony	F	7	65	65	6	59
Misdemeanor	M	6	71	71	8	63
Show Cause	SC	1	10	10	1	9
Criminal Total		18	166	166	20	146
<u>Traffic</u>						
Capias	CA	4	11	11	3	8
Felony	F	0	1	1	0	1
Infraction	I	313	296	418	277	133
Misdemeanor	M	840	1,209	1,209	724	475
Show Cause	SC	2	7	7	3	4
Traffic Total		1,159	1,524	1,646	1,007	621
<u>Civil</u>						
Abstract	AJ	1	0	1	1	-
Admin License	AL	2	1	2	1	-
Bond Forfeiture	BF	2	7	8	2	6
Garnishment	GA	4	0	4	4	-
Interrogatory	IN	1	1	1	0	1
Other	OT	0	1	2	1	1
Unlawful Detainer	UD	11	9	12	12	-
Warrant in Debt	WD	27	27	29	26	3
Civil Total		48	46	59	47	11
Greenville Totals		1,225	1,736	1,871	1,074	778



		Filings	Hearings	Transactions	Concluded	Cont
<u>Criminal</u>						
Capias	CA	1	4	4	1	3
Felony	F	8	46	46	11	35
Misdemeanor	M	16	43	43	9	34
Show Cause	SC	1	4	4	0	4
Criminal Total		26	97	97	21	76
<u>Traffic</u>						
Capias	CA	3	9	9	0	9
Felony	F	1	2	2	1	1
Infraction	I	342	286	449	346	101
Misdemeanor	M	1,101	1,453	1,454	1,010	439
Show Cause	SC	2	11	11	2	9
Traffic Total		1,449	1,761	1,925	1,359	559
<u>Civil</u>						
Admin License	AL	1	1	1	0	1
Bond Forfeiture	BF	0	1	1	0	1
Capias	CA	1	0	1	1	-
Garnishment	GA	13	0	14	14	-
Interrogatory	IN	17	2	21	19	2
Motion for Judgment	MJ	1	1	1	0	1
Other	OT	1	1	1	0	1
Show Cause	SC	1	0	2	2	-
Unlawful Detainer	UD	3	3	4	3	1
Warrant in Debt	WD	28	24	33	28	5
Civil Total		66	33	79	67	12
Greenville Totals		1,541	1,891	2,101	1,447	647



		<u>Filings</u>	<u>Hearings</u>	<u>Transactions</u>	<u>Concluded</u>	<u>Cont</u>
<u>Criminal</u>						
Capias	CA	0	12	12	1	11
Civil Violation	CV	0	2	2	0	2
Felony	F	18	92	92	30	62
Misdemeanor	M	15	57	57	14	43
Show Cause	SC	1	9	9	1	8
Criminal Total		34	172	172	46	126
<u>Traffic</u>						
Capias	CA	7	21	21	12	9
Felony	F	1	3	3	1	2
Infraction	I	710	551	897	714	159
Misdemeanor	M	1,259	1,838	1,840	1,178	658
Show Cause	SC	6	14	14	4	10
Traffic Total		1,983	2,427	2,775	1,909	838
<u>Civil</u>						
Abstract	AJ	1	0	1	1	-
Bond Forfeiture	BF	0	4	5	1	4
Detinue	DT	3	2	4	4	-
Garnishment	GA	9	1	11	10	1
Interrogatory	IN	12	2	14	12	2
Other	OT	1	0	1	1	-
Unlawful Detainer	UD	9	1	10	10	-
Warrant in Debt	WD	25	26	37	31	6
Civil Total		60	36	83	70	13
Greenville Totals		2,077	2,635	3,030	2,025	977



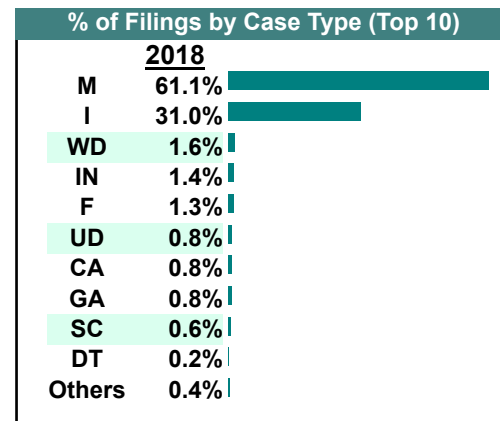
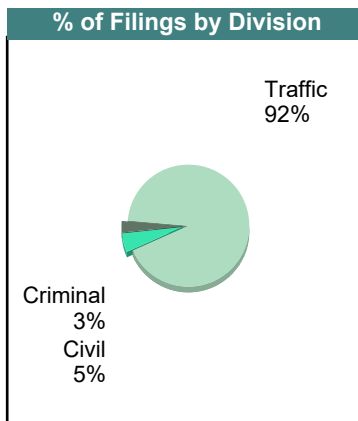
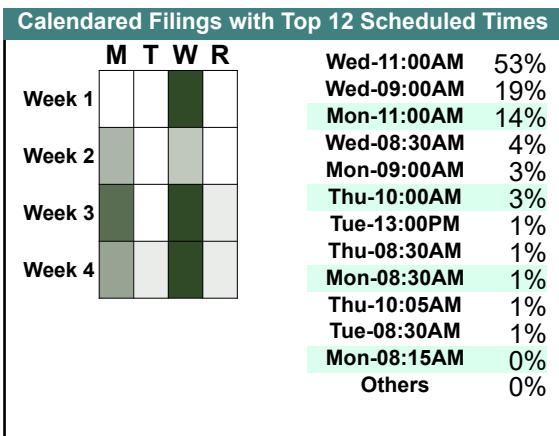
CASELOAD STATISTICS OF THE GENERAL DISTRICT COURTS

September 2018

Greenville

District: 6

		<u>Filings</u>	<u>Hearings</u>	<u>Transactions</u>	<u>Concluded</u>	<u>Cont</u>
<u>Criminal</u>						
Capias	CA	5	10	10	4	6
Felony	F	16	83	83	39	44
Misdemeanor	M	14	67	67	19	48
Show Cause	SC	4	13	13	6	7
Criminal Total		39	173	173	68	105
<u>Traffic</u>						
Capias	CA	5	21	21	5	16
Felony	F	1	6	6	2	4
Infraction	I	405	339	536	390	146
Misdemeanor	M	784	1,208	1,212	823	389
Show Cause	SC	4	5	5	0	5
Traffic Total		1,199	1,579	1,780	1,220	560
<u>Civil</u>						
Abstract	AJ	1	0	1	1	-
Admin License	AL	1	0	1	1	-
Bond Forfeiture	BF	1	4	4	0	4
Detinue	DT	2	2	3	3	-
Garnishment	GA	10	2	11	9	2
Interrogatory	IN	18	2	19	17	2
Protective Order	PO	1	0	1	1	-
Prelim Prot Order	PP	1	0	1	1	-
Unlawful Detainer	UD	11	10	12	10	2
Warrant in Debt	WD	21	26	32	24	8
Civil Total		67	46	85	67	18
Greenville Totals		1,305	1,798	2,038	1,355	683



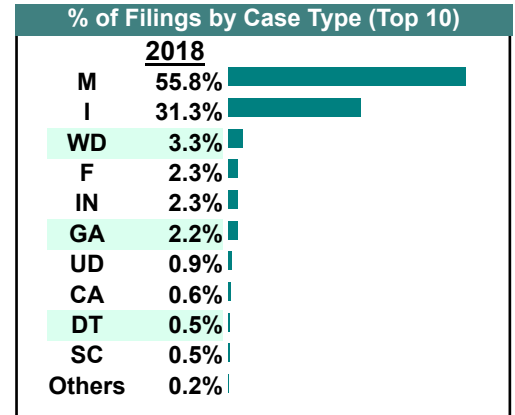
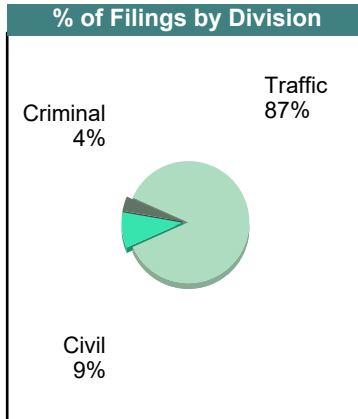
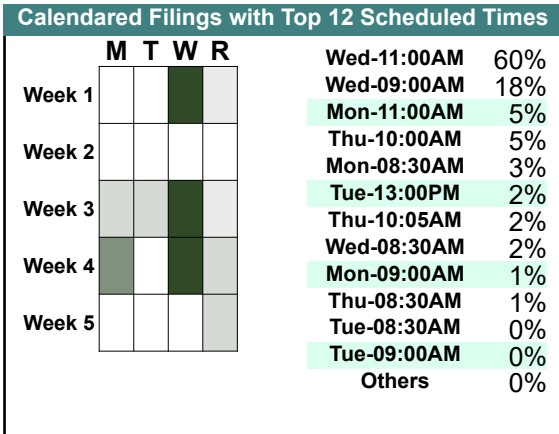
CASELOAD STATISTICS OF THE GENERAL DISTRICT COURTS

August 2018

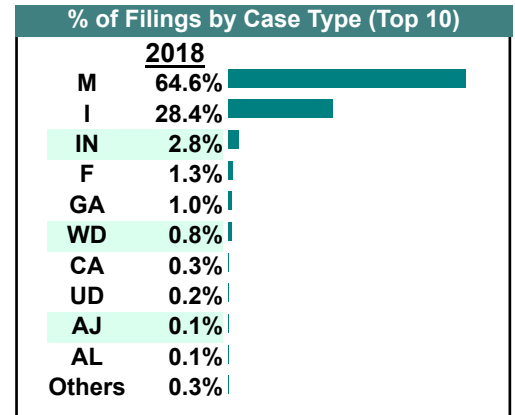
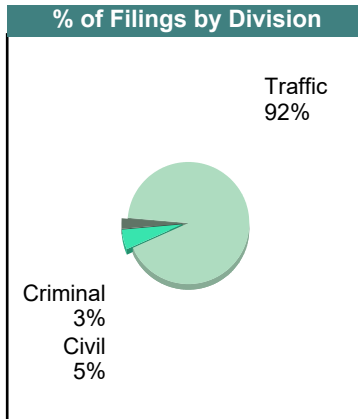
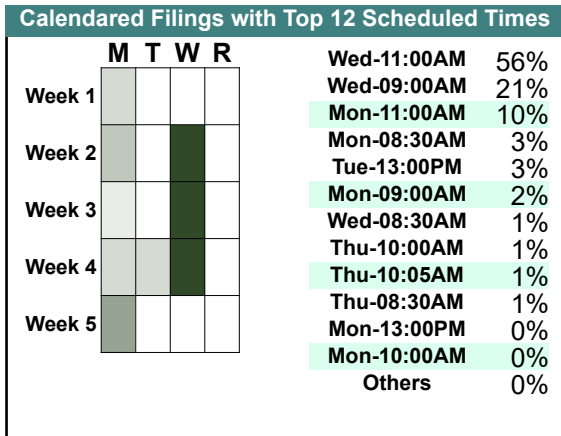
Greenville

District: 6

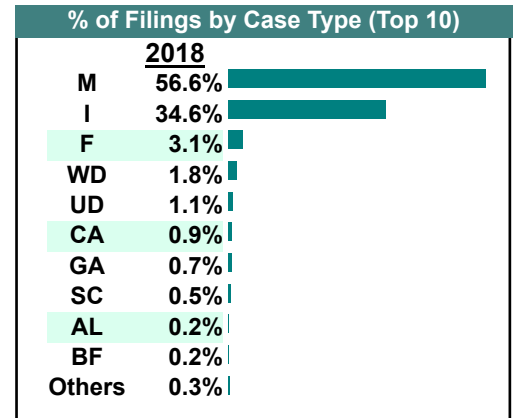
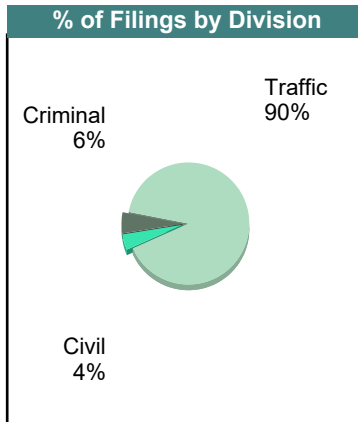
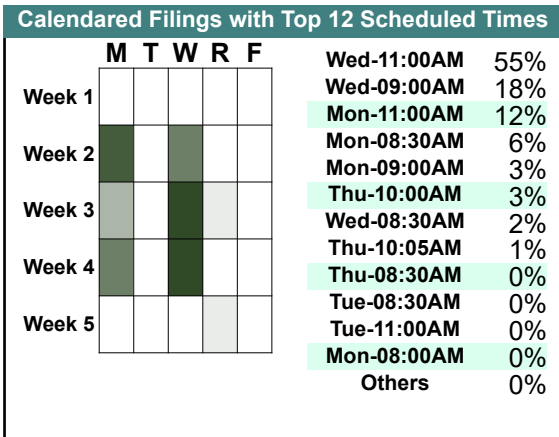
		<u>Filings</u>	<u>Hearings</u>	<u>Transactions</u>	<u>Concluded</u>	<u>Cont</u>
<u>Criminal</u>						
Capias	CA	2	9	9	4	5
Civil Violation	CV	1	2	2	0	2
Felony	F	30	62	62	13	49
Misdemeanor	M	14	54	54	13	41
Show Cause	SC	4	12	12	1	11
Criminal Total		51	139	139	31	108
<u>Traffic</u>						
Capias	CA	6	14	14	4	10
Felony	F	0	3	3	1	2
Infraction	I	407	372	542	421	121
Misdemeanor	M	712	1,047	1,049	730	319
Show Cause	SC	2	8	8	4	4
Traffic Total		1,127	1,444	1,616	1,160	456
<u>Civil</u>						
Admin License	AL	1	0	1	1	-
Bond Forfeiture	BF	0	2	2	0	2
Detinue	DT	6	2	7	5	2
Garnishment	GA	29	1	29	28	1
Interrogatory	IN	30	2	32	30	2
Protective Order	PO	1	0	1	1	-
Show Cause	SC	0	1	1	0	1
Unlawful Detainer	UD	12	8	15	13	2
Warrant in Debt	WD	43	45	52	39	13
Civil Total		122	61	140	117	23
Greenville Totals		1,300	1,644	1,895	1,308	587



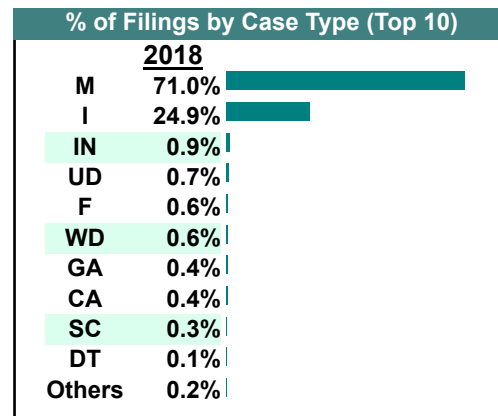
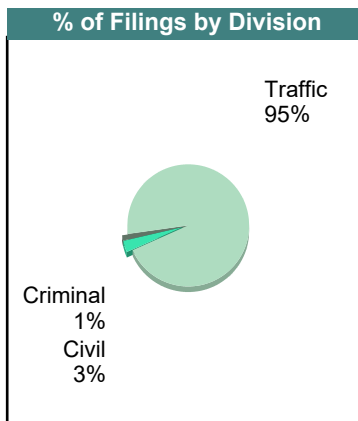
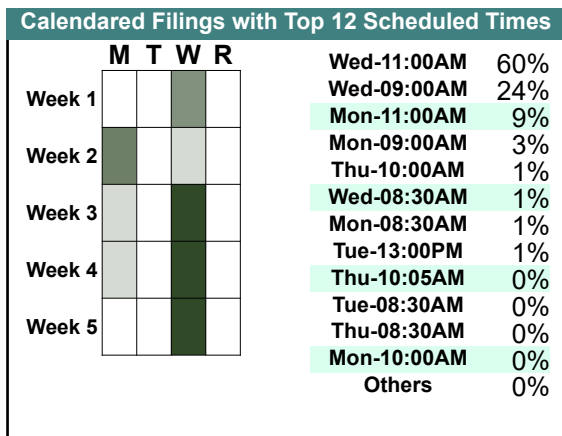
		<u>Filings</u>	<u>Hearings</u>	<u>Transactions</u>	<u>Concluded</u>	<u>Cont</u>
<u>Criminal</u>						
Capias	CA	4	15	15	5	10
Civil Violation	CV	0	2	2	1	1
Felony	F	20	87	87	14	73
Misdemeanor	M	18	52	52	14	38
Show Cause	SC	2	9	9	4	5
Criminal Total		44	165	165	38	127
<u>Traffic</u>						
Capias	CA	1	11	11	3	8
Felony	F	2	5	5	1	4
Infraction	I	480	387	605	438	167
Misdemeanor	M	1,074	1,467	1,468	1,024	444
Show Cause	SC	0	7	7	3	4
Traffic Total		1,557	1,877	2,096	1,469	627
<u>Civil</u>						
Abstract	AJ	2	0	2	2	-
Admin License	AL	2	0	2	2	-
Bond Forfeiture	BF	1	2	2	0	2
Garnishment	GA	17	0	17	17	-
Interrogatory	IN	48	2	48	46	2
Prelim Prot Order	PP	2	0	2	2	-
Unlawful Detainer	UD	4	5	5	3	2
Warrant in Debt	WD	14	13	17	11	6
Civil Total		90	22	95	83	12
Greenville Totals		1,691	2,064	2,356	1,590	766



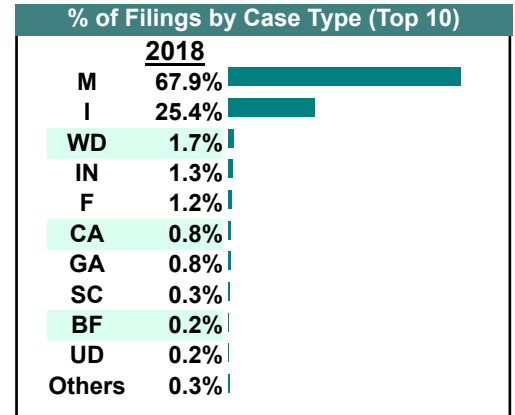
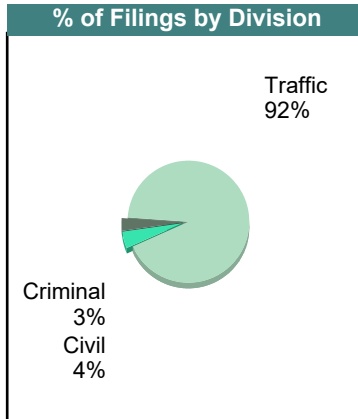
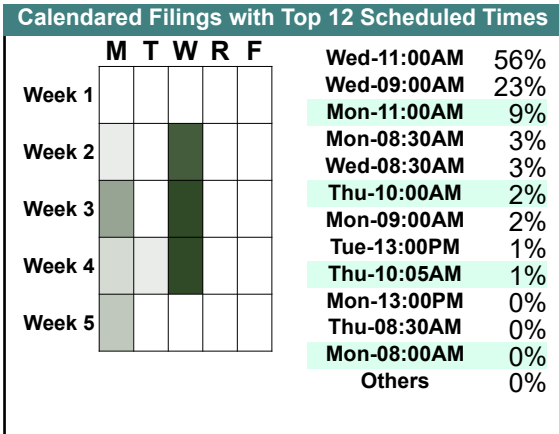
		Filings	Hearings	Transactions	Concluded	Cont
<u>Criminal</u>						
Capias	CA	4	15	15	5	10
Civil Violation	CV	2	2	2	0	2
Felony	F	36	110	110	4	106
Misdemeanor	M	23	84	84	21	63
Show Cause	SC	4	15	15	4	11
Criminal Total		69	226	226	34	192
<u>Traffic</u>						
Capias	CA	7	28	28	8	20
Felony	F	2	5	5	0	5
Infraction	I	422	315	530	417	113
Misdemeanor	M	666	979	981	651	330
Show Cause	SC	2	9	9	1	8
Traffic Total		1,099	1,336	1,553	1,077	476
<u>Civil</u>						
Abstract	AJ	1	0	1	1	-
Admin License	AL	2	0	2	2	-
Bond Forfeiture	BF	2	2	4	2	2
Detinue	DT	0	2	2	1	1
Garnishment	GA	9	0	9	9	-
Interrogatory	IN	0	0	1	1	-
Motion for Judgment	MJ	1	1	1	1	-
Show Cause	SC	0	0	2	2	-
Unlawful Detainer	UD	13	10	14	13	1
Warrant in Debt	WD	22	28	31	23	8
Civil Total		50	43	67	55	12
Greenville Totals		1,218	1,605	1,846	1,166	680



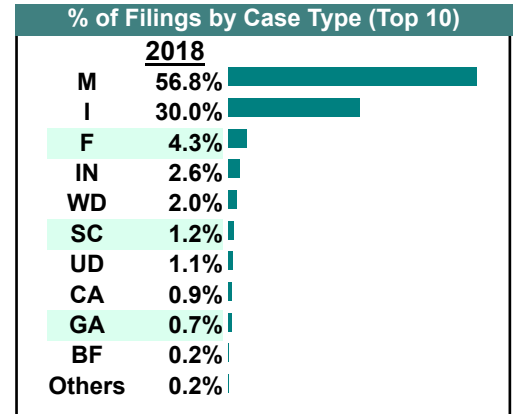
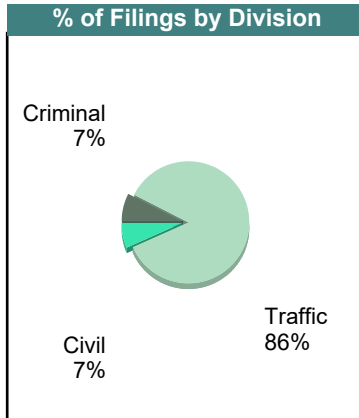
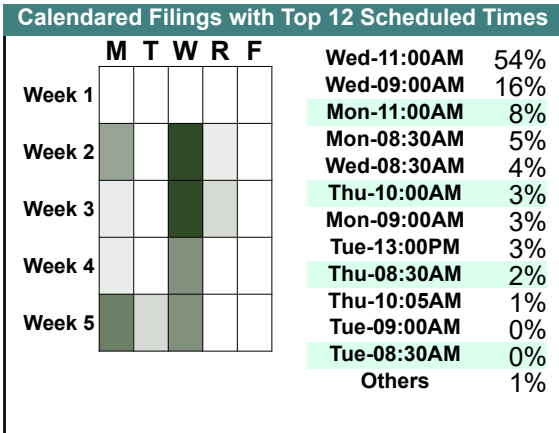
		Filings	Hearings	Transactions	Concluded	Cont
<u>Criminal</u>						
Capias	CA	5	16	16	3	13
Civil Violation	CV	0	1	1	1	-
Felony	F	10	56	56	12	44
Misdemeanor	M	10	54	54	19	35
Show Cause	SC	0	7	7	1	6
Criminal Total		25	134	134	36	98
<u>Traffic</u>						
Capias	CA	2	15	15	4	11
Felony	F	0	2	2	1	1
Infraction	I	449	309	544	453	91
Misdemeanor	M	1,271	1,598	1,599	1,182	417
Show Cause	SC	1	10	10	1	9
Traffic Total		1,723	1,934	2,170	1,641	529
<u>Civil</u>						
Admin License	AL	1	0	1	1	-
Bond Forfeiture	BF	1	2	3	1	2
Detinue	DT	2	1	2	1	1
Garnishment	GA	8	0	8	8	-
Interrogatory	IN	17	2	20	18	2
Prelim Prot Order	PP	2	0	2	2	-
Show Cause	SC	4	3	5	2	3
Unlawful Detainer	UD	12	9	12	11	1
Warrant in Debt	WD	10	12	17	10	7
Civil Total		57	29	70	54	16
Greenville Totals		1,805	2,097	2,374	1,731	643



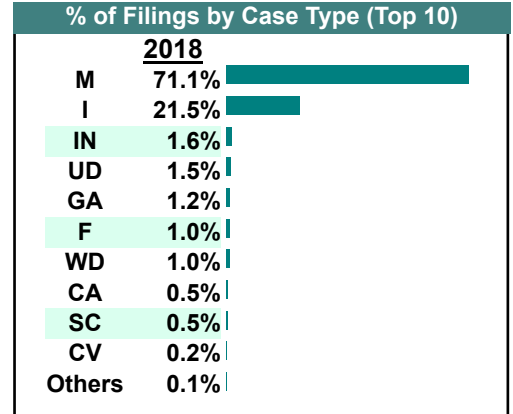
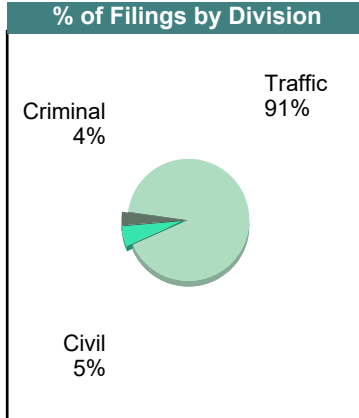
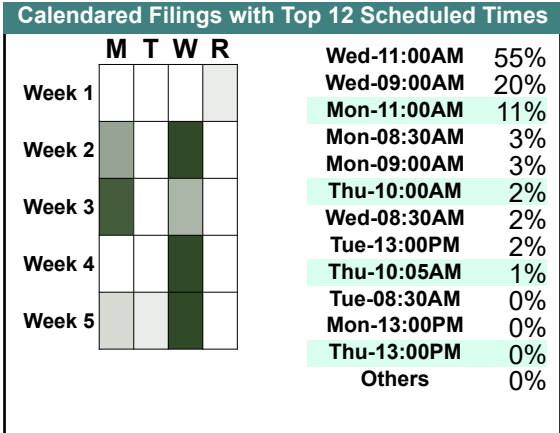
		<u>Filings</u>	<u>Hearings</u>	<u>Transactions</u>	<u>Concluded</u>	<u>Cont</u>
<u>Criminal</u>						
Capias	CA	4	9	9	4	5
Civil Violation	CV	1	1	1	0	1
Felony	F	13	52	52	20	32
Misdemeanor	M	18	73	73	15	58
Show Cause	SC	4	13	13	4	9
Criminal Total		40	148	148	43	105
<u>Traffic</u>						
Capias	CA	5	20	20	7	13
Felony	F	1	3	3	1	2
Infraction	I	299	252	402	299	103
Misdemeanor	M	783	1,335	1,336	1,011	325
Show Cause	SC	0	7	7	0	7
Traffic Total		1,088	1,617	1,768	1,318	450
<u>Civil</u>						
Admin License	AL	1	0	1	1	-
Bond Forfeiture	BF	2	4	5	2	3
Detinue	DT	1	1	1	0	1
Garnishment	GA	9	0	9	9	-
Interrogatory	IN	15	2	17	15	2
Overweight	OC	1	0	1	1	-
Petition-Restore Arms	PR	0	0	1	1	-
Unlawful Detainer	UD	2	3	3	2	1
Warrant in Debt	WD	20	22	27	18	9
Civil Total		51	32	65	49	16
Greenville Totals		1,179	1,797	1,981	1,410	571



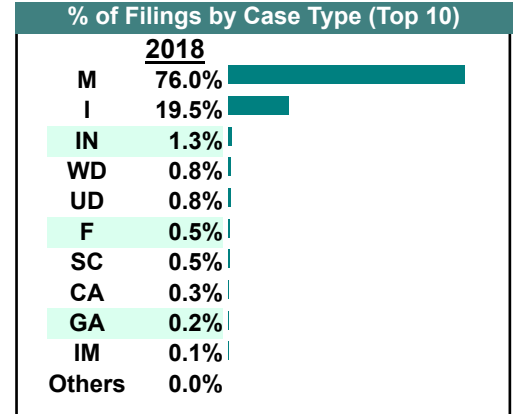
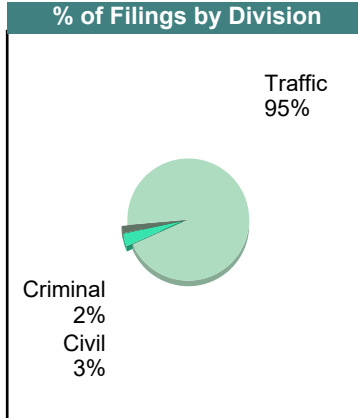
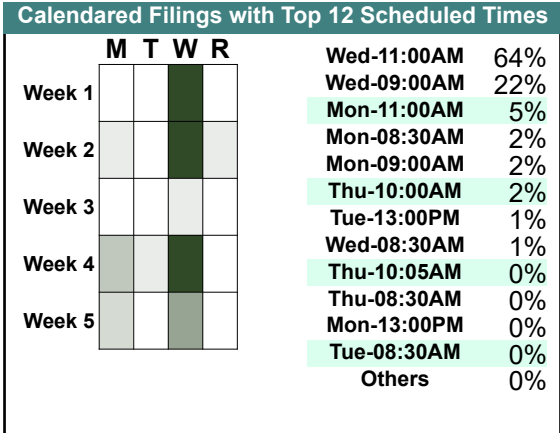
		<u>Filings</u>	<u>Hearings</u>	<u>Transactions</u>	<u>Concluded</u>	<u>Cont</u>
<u>Criminal</u>						
Capias	CA	2	19	19	7	12
Felony	F	42	91	91	7	84
Misdemeanor	M	21	61	61	14	47
Show Cause	SC	9	22	22	10	12
Criminal Total		74	193	193	38	155
<u>Traffic</u>						
Capias	CA	7	20	20	5	15
Felony	F	1	4	4	2	2
Infraction	I	302	272	395	284	111
Misdemeanor	M	550	890	890	496	394
Show Cause	SC	3	5	5	0	5
Traffic Total		863	1,191	1,314	787	527
<u>Civil</u>						
Admin License	AL	1	0	1	1	-
Bond Forfeiture	BF	2	3	6	4	2
Garnishment	GA	7	0	7	7	-
Interrogatory	IN	26	3	28	25	3
Petition-Restore Arms	PR	1	2	2	0	2
Unlawful Detainer	UD	11	5	12	12	-
Warrant in Debt	WD	20	24	25	19	6
Civil Total		68	37	81	68	13
Greenville Totals		1,005	1,421	1,588	893	695



		<u>Filings</u>	<u>Hearings</u>	<u>Transactions</u>	<u>Concluded</u>	<u>Cont</u>
<u>Criminal</u>						
Capias	CA	2	22	22	2	20
Civil Violation	CV	2	4	4	2	2
Felony	F	13	33	33	7	26
Misdemeanor	M	28	74	74	18	56
Show Cause	SC	1	13	13	5	8
Criminal Total		46	146	146	34	112
<u>Traffic</u>						
Capias	CA	4	20	20	6	14
Felony	F	0	2	2	0	2
Infraction	I	280	246	376	273	103
Misdemeanor	M	899	1,345	1,345	887	458
Show Cause	SC	5	6	6	3	3
Traffic Total		1,188	1,619	1,749	1,169	580
<u>Civil</u>						
Admin License	AL	1	0	1	1	-
Bond Forfeiture	BF	0	0	1	1	-
Garnishment	GA	15	0	16	16	-
Interrogatory	IN	21	1	21	20	1
Unlawful Detainer	UD	19	17	25	24	1
Warrant in Debt	WD	13	22	26	19	7
Civil Total		69	40	90	81	9
Greenville Totals		1,303	1,805	1,985	1,284	701



		<u>Filings</u>	<u>Hearings</u>	<u>Transactions</u>	<u>Concluded</u>	<u>Cont</u>
<u>Criminal</u>						
Capias	CA	2	18	18	5	13
Felony	F	9	46	46	18	28
Misdemeanor	M	16	64	64	18	46
Show Cause	SC	5	27	27	8	19
Criminal Total		32	155	155	49	106
<u>Traffic</u>						
Capias	CA	3	9	9	2	7
Felony	F	0	3	3	0	3
Infraction	I	326	335	468	324	144
Misdemeanor	M	1,252	1,702	1,702	1,186	516
Show Cause	SC	2	4	4	2	2
Traffic Total		1,583	2,053	2,186	1,514	672
<u>Civil</u>						
Bond Forfeiture	BF	0	1	1	0	1
Garnishment	GA	4	1	5	4	1
Impoundment	IM	1	0	1	1	-
Interrogatory	IN	21	1	22	21	1
Show Cause	SC	1	1	1	0	1
Unlawful Detainer	UD	13	19	24	9	15
Warrant in Debt	WD	14	20	25	14	10
Civil Total		54	43	79	49	29
Greenville Totals		1,669	2,251	2,420	1,612	807



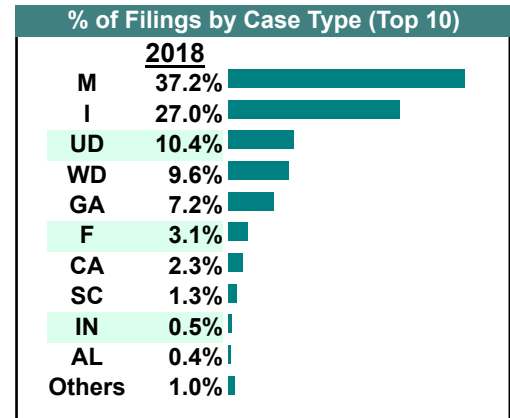
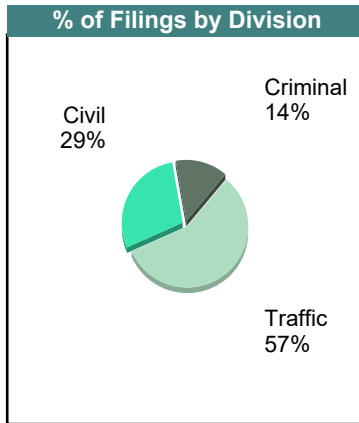
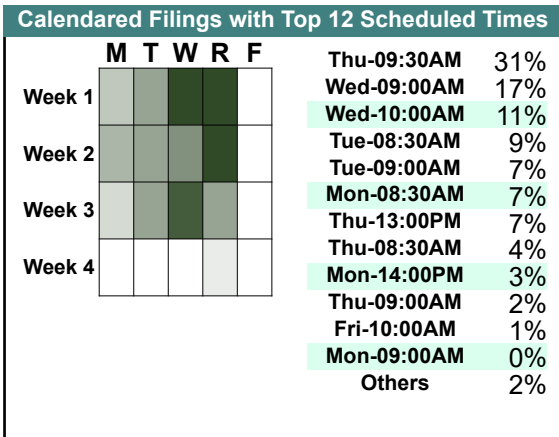
CASELOAD STATISTICS OF THE GENERAL DISTRICT COURTS

December 2018

Hopewell

District: 6

		<u>Filings</u>	<u>Hearings</u>	<u>Transactions</u>	<u>Concluded</u>	<u>Cont</u>
<u>Criminal</u>						
Capias	CA	10	61	61	10	51
Civil Violation	CV	2	9	9	2	7
Felony	F	29	172	172	23	149
Misdemeanor	M	88	313	314	58	256
Show Cause	SC	6	18	18	5	13
Criminal Total		135	573	574	98	476
<u>Traffic</u>						
Capias	CA	12	82	82	32	50
Felony	F	1	8	8	0	8
Infraction	I	263	277	396	270	126
Misdemeanor	M	274	725	727	380	346
Restricted O/L	RL	1	1	1	0	-
Show Cause	SC	7	30	30	13	17
Traffic Total		558	1,123	1,244	695	547
<u>Civil</u>						
Admin License	AL	4	2	4	2	-
Bond Forfeiture	BF	0	1	1	0	1
Detinue	DT	1	1	1	1	-
Garnishment	GA	70	22	93	71	22
Interrogatory	IN	5	6	6	0	6
Motion for Judgment	MJ	0	3	4	1	3
Other	OT	1	1	1	0	1
Protective Order	PO	4	1	5	4	1
Prelim Prot Order	PP	1	1	2	1	1
Show Cause	SC	0	1	2	1	1
Unlawful Detainer	UD	101	90	119	94	25
Warrant in Debt	WD	93	95	129	101	28
Civil Total		280	224	367	276	89
Hopewell Totals		973	1,920	2,185	1,069	1,112



CASELOAD STATISTICS OF THE GENERAL DISTRICT COURTS

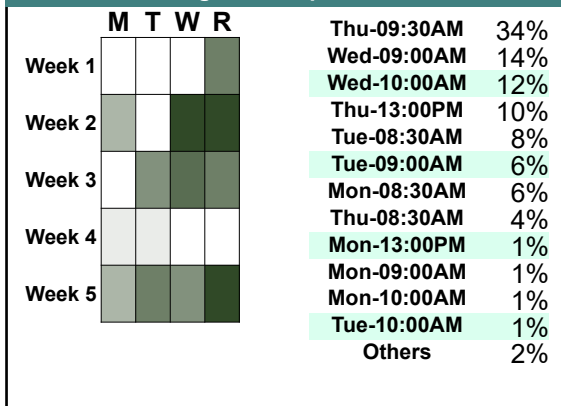
November 2018

Hopewell

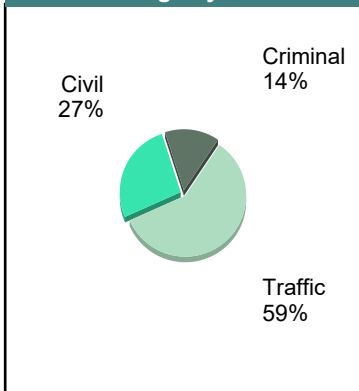
District: 6

		<u>Filings</u>	<u>Hearings</u>	<u>Transactions</u>	<u>Concluded</u>	<u>Cont</u>
<u>Criminal</u>						
Capias	CA	13	37	37	10	27
Civil Violation	CV	1	2	2	0	2
Felony	F	27	143	143	47	96
Misdemeanor	M	82	216	216	68	148
Show Cause	SC	6	18	18	12	6
Criminal Total		129	416	416	137	279
<u>Traffic</u>						
Capias	CA	7	60	60	13	47
Felony	F	0	11	11	3	8
Infraction	I	223	282	373	253	120
Misdemeanor	M	291	722	722	338	384
Show Cause	SC	7	25	25	11	14
Traffic Total		528	1,100	1,191	618	573
<u>Civil</u>						
Abstract	AJ	2	0	2	2	-
Admin License	AL	1	2	2	0	1
Bond Forfeiture	BF	0	1	1	0	1
Garnishment	GA	68	15	84	69	15
Motion for Judgment	MJ	3	5	7	5	2
Protective Order	PO	6	1	6	5	1
Prelim Prot Order	PP	3	1	5	4	1
Petition-Restore Arms	PR	1	0	1	1	-
Show Cause	SC	4	2	6	4	1
Tenants Assertion	TA	0	0	1	1	-
Unlawful Detainer	UD	77	52	85	76	9
Warrant in Debt	WD	75	88	110	88	22
Civil Total		240	167	310	255	53
Hopewell Totals		897	1,683	1,917	1,010	905

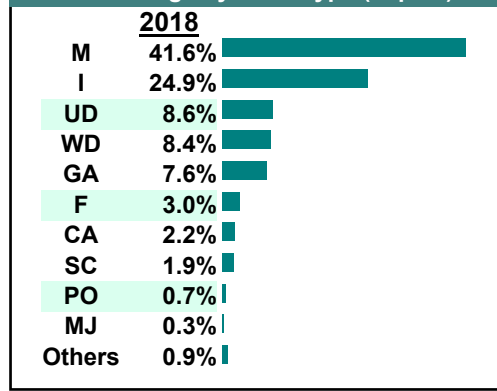
Calendared Filings with Top 12 Scheduled Times



% of Filings by Division



% of Filings by Case Type (Top 10)



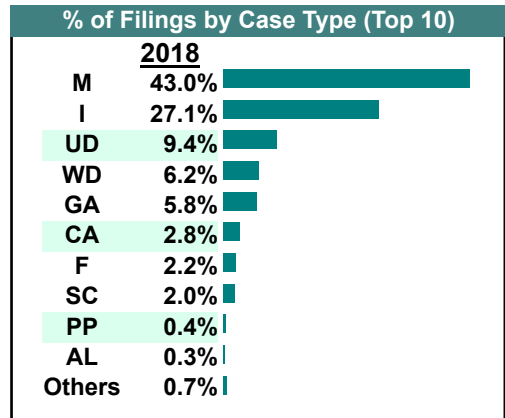
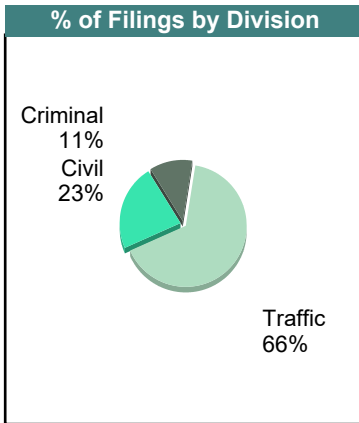
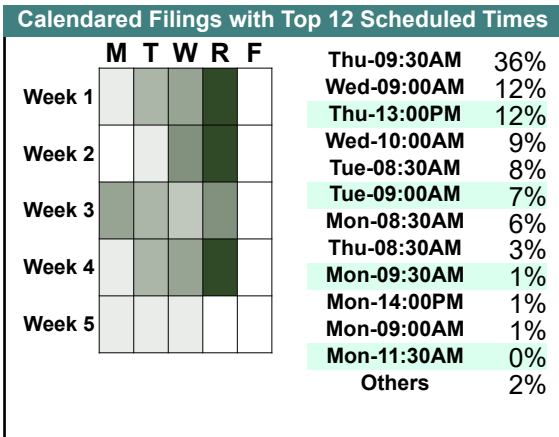
CASELOAD STATISTICS OF THE GENERAL DISTRICT COURTS

October 2018

Hopewell

District: 6

		<u>Filings</u>	<u>Hearings</u>	<u>Transactions</u>	<u>Concluded</u>	<u>Cont</u>
<u>Criminal</u>						
Capias	CA	17	60	60	16	44
Civil Violation	CV	0	3	3	1	2
Felony	F	25	146	146	33	113
Misdemeanor	M	100	296	299	118	181
Motion	MO	1	1	1	1	-
Show Cause	SC	8	21	21	4	17
Criminal Total		151	527	530	173	357
<u>Traffic</u>						
Capias	CA	20	78	78	20	58
Felony	F	4	14	14	1	13
Infraction	I	357	339	521	372	148
Misdemeanor	M	467	1,025	1,026	468	558
Show Cause	SC	18	39	39	14	25
Traffic Total		866	1,495	1,678	875	802
<u>Civil</u>						
Admin License	AL	4	1	4	3	1
Bond Forfeiture	BF	1	1	3	2	1
Garnishment	GA	77	13	93	80	13
Interrogatory-Not	IC	1	0	1	1	-
Interrogatory	IN	0	1	5	4	1
Motion for Judgment	MJ	1	3	3	0	3
Protective Order	PO	4	2	6	4	-
Prelim Prot Order	PP	5	1	5	4	1
Show Cause	SC	1	2	4	2	2
Tenants Assertion	TA	1	3	3	0	3
Unlawful Detainer	UD	124	97	139	123	16
Warrant in Debt	WD	82	97	120	74	46
Civil Total		301	221	386	297	87
Hopewell Totals		1,318	2,243	2,594	1,345	1,246



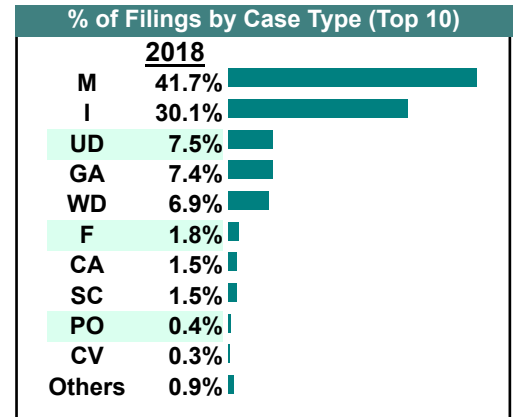
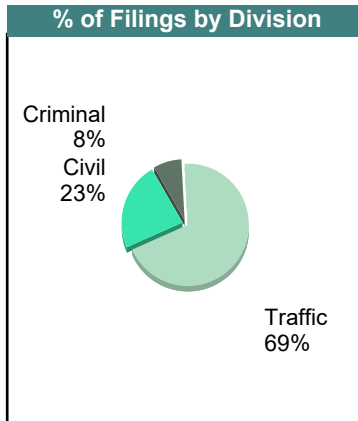
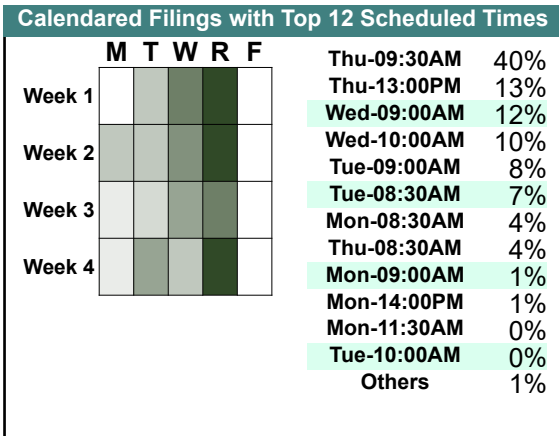
CASELOAD STATISTICS OF THE GENERAL DISTRICT COURTS

September 2018

Hopewell

District: 6

		<u>Filings</u>	<u>Hearings</u>	<u>Transactions</u>	<u>Concluded</u>	<u>Cont</u>
<u>Criminal</u>						
Capias	CA	6	42	42	12	30
Civil Violation	CV	5	9	9	2	7
Felony	F	26	174	174	28	146
Misdemeanor	M	76	296	296	118	178
Show Cause	SC	10	25	25	7	18
Criminal Total		123	546	546	167	379
<u>Traffic</u>						
Capias	CA	18	87	87	33	54
Felony	F	3	9	9	3	6
Infraction	I	481	443	695	500	195
Misdemeanor	M	589	1,184	1,184	604	579
Show Cause	SC	11	33	33	13	20
Traffic Total		1,102	1,756	2,008	1,153	854
<u>Civil</u>						
Abstract	AJ	1	0	1	1	-
Admin License	AL	1	0	1	1	-
Bond Forfeiture	BF	2	0	2	2	-
Detinue	DT	1	0	1	1	-
Garnishment	GA	118	23	139	116	22
Interrogatory	IN	2	6	8	2	6
Motion for Judgment	MJ	2	2	2	0	2
Protective Order	PO	6	0	6	6	-
Prelim Prot Order	PP	5	1	6	5	1
Show Cause	SC	3	5	7	2	5
Unlawful Detainer	UD	120	109	143	115	27
Warrant in Debt	WD	110	124	147	100	47
Civil Total		371	270	463	351	110
Hopewell Totals		1,596	2,572	3,017	1,671	1,343



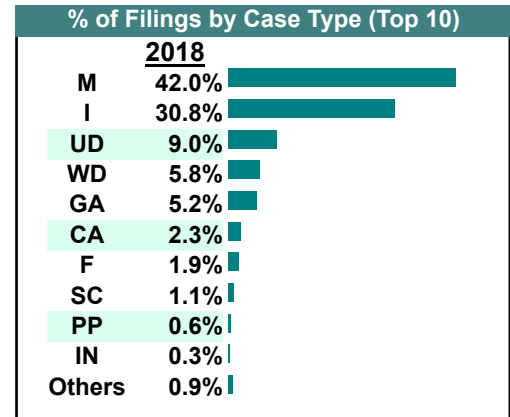
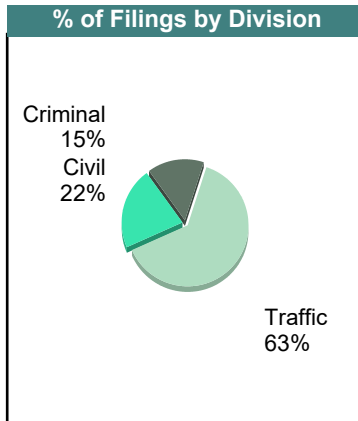
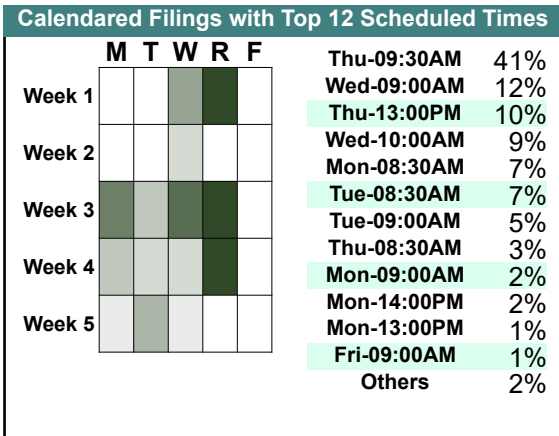
CASELOAD STATISTICS OF THE GENERAL DISTRICT COURTS

August 2018

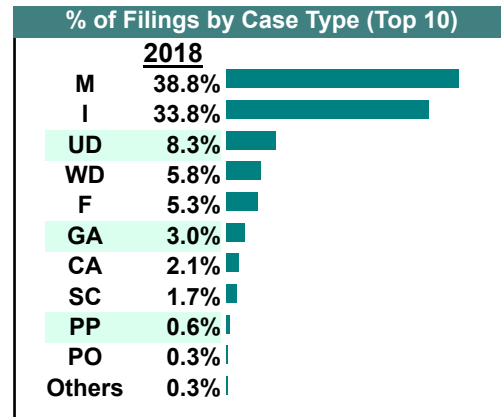
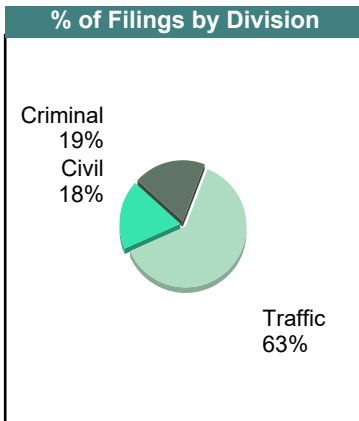
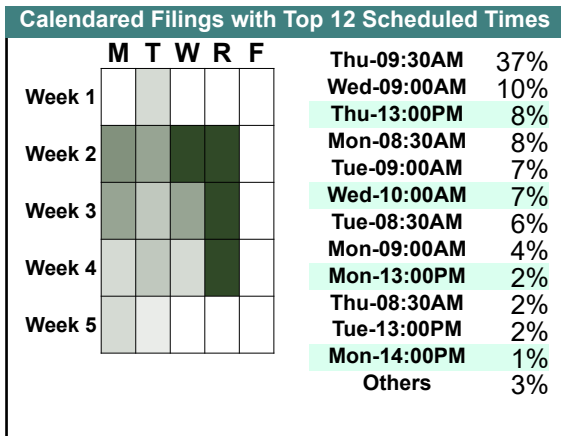
Hopewell

District: 6

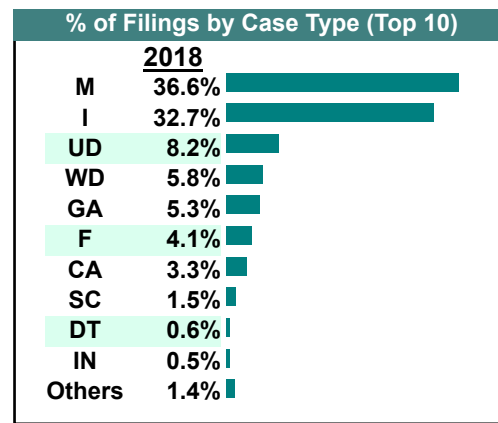
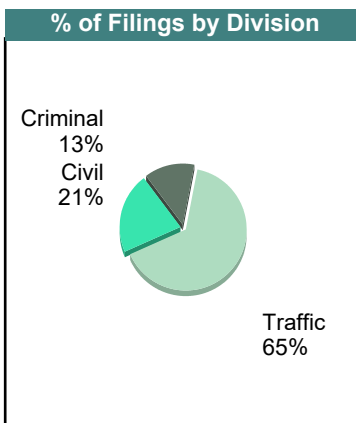
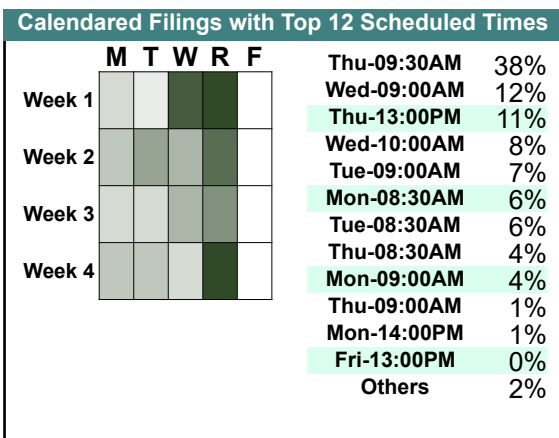
		<u>Filings</u>	<u>Hearings</u>	<u>Transactions</u>	<u>Concluded</u>	<u>Cont</u>
<u>Criminal</u>						
Capias	CA	18	42	42	8	34
Civil Violation	CV	3	4	4	3	1
Felony	F	26	114	114	26	88
Misdemeanor	M	162	323	327	129	198
Show Cause	SC	6	17	17	6	11
Criminal Total		215	500	504	172	332
<u>Traffic</u>						
Capias	CA	16	78	78	22	56
Felony	F	2	9	9	4	5
Infraction	I	447	379	611	472	139
Misdemeanor	M	447	838	855	400	455
Show Cause	SC	8	31	31	10	21
Traffic Total		920	1,335	1,584	908	676
<u>Civil</u>						
Admin License	AL	2	0	3	3	-
Bond Forfeiture	BF	1	1	2	1	1
Garnishment	GA	76	40	110	70	40
Interrogatory	IN	5	4	8	4	4
Motion for Judgment	MJ	3	3	3	1	2
Protective Order	PO	3	0	3	3	-
Prelim Prot Order	PP	8	1	8	7	1
Petition-Restore Arms	PR	1	0	1	1	-
Show Cause	SC	2	3	5	2	3
Tenants Assertion	TA	0	1	1	1	-
Unlawful Detainer	UD	131	105	155	142	13
Warrant in Debt	WD	84	113	139	87	52
Civil Total		316	271	438	322	116
Hopewell Totals		1,451	2,106	2,526	1,402	1,124



		<u>Filings</u>	<u>Hearings</u>	<u>Transactions</u>	<u>Concluded</u>	<u>Cont</u>
<u>Criminal</u>						
Capias	CA	17	47	47	14	33
Felony	F	69	231	231	57	174
Misdemeanor	M	165	320	322	91	231
Show Cause	SC	10	11	11	4	7
Criminal Total		261	609	611	166	445
<u>Traffic</u>						
Capias	CA	12	65	65	18	47
Felony	F	4	15	15	3	12
Infraction	I	466	367	607	442	165
Misdemeanor	M	369	743	753	328	425
Show Cause	SC	12	22	22	8	14
Traffic Total		863	1,212	1,462	799	663
<u>Civil</u>						
Admin License	AL	1	0	1	1	-
Bond Forfeiture	BF	2	5	5	0	5
Garnishment	GA	42	10	48	38	10
Interrogatory	IN	1	1	4	3	1
Protective Order	PO	4	2	4	2	2
Prelim Prot Order	PP	8	1	8	7	1
Show Cause	SC	2	2	2	0	2
Tenants Assertion	TA	0	1	1	0	1
Unlawful Detainer	UD	114	98	126	105	21
Warrant in Debt	WD	80	87	106	78	28
Civil Total		254	207	305	234	71
Hopewell Totals		1,378	2,028	2,378	1,199	1,179

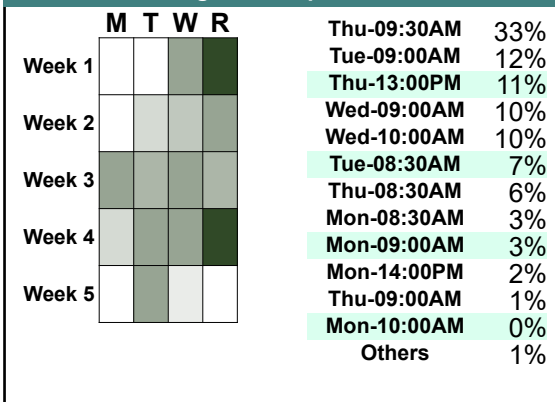


		<u>Filings</u>	<u>Hearings</u>	<u>Transactions</u>	<u>Concluded</u>	<u>Cont</u>
<u>Criminal</u>						
Capias	CA	21	72	72	27	45
Civil Violation	CV	5	7	7	6	1
Felony	F	58	231	231	66	165
Misdemeanor	M	100	301	304	128	176
Show Cause	SC	8	23	23	17	6
Criminal Total		192	634	637	244	393
<u>Traffic</u>						
Capias	CA	27	114	114	34	80
Felony	F	2	9	9	1	8
Infraction	I	477	462	704	514	190
Misdemeanor	M	434	1,022	1,038	488	550
Show Cause	SC	14	39	39	19	20
Traffic Total		954	1,646	1,904	1,056	848
<u>Civil</u>						
Abstract	AJ	1	0	1	1	-
Admin License	AL	3	1	3	2	1
Bond Forfeiture	BF	2	0	2	2	-
Counter Claim	CC	0	1	2	1	1
Detinue	DT	9	3	9	9	-
Garnishment	GA	77	15	97	82	15
Interrogatory	IN	7	6	10	4	6
Motion for Judgment	MJ	0	0	1	1	-
Protective Order	PO	4	0	4	4	-
Prelim Prot Order	PP	5	0	6	6	-
Show Cause	SC	0	1	2	1	1
Tenants Assertion	TA	0	1	1	0	1
Unlawful Detainer	UD	120	99	139	122	17
Warrant in Debt	WD	85	98	120	89	31
Civil Total		313	225	397	324	73
Hopewell Totals		1,459	2,505	2,938	1,624	1,314

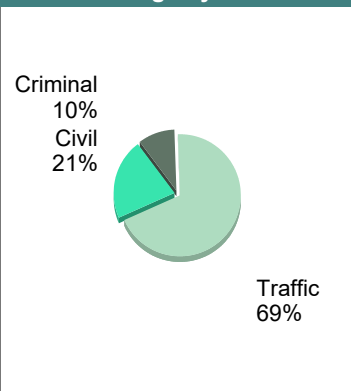


		<u>Filings</u>	<u>Hearings</u>	<u>Transactions</u>	<u>Concluded</u>	<u>Cont</u>
<u>Criminal</u>						
Capias	CA	12	39	39	15	24
Civil Violation	CV	3	6	6	1	5
Felony	F	40	177	177	32	145
Misdemeanor	M	84	262	263	113	150
Show Cause	SC	4	11	11	4	7
Criminal Total		143	495	496	165	331
<u>Traffic</u>						
Capias	CA	14	65	65	11	54
Felony	F	5	13	13	3	10
Infraction	I	495	451	684	493	191
Misdemeanor	M	467	997	1,025	460	565
Show Cause	SC	13	32	32	9	23
Traffic Total		994	1,558	1,819	976	843
<u>Civil</u>						
Abstract	AJ	2	0	2	2	-
Admin License	AL	1	0	1	1	-
Capias	CA	0	0	2	2	-
Counter Claim	CC	0	1	1	0	1
Detinue	DT	0	1	1	1	-
Garnishment	GA	116	16	127	111	16
Interrogatory	IN	2	3	8	5	3
Motion for Judgment	MJ	0	1	1	0	1
Protective Order	PO	7	0	7	7	-
Prelim Prot Order	PP	7	3	9	6	3
Show Cause	SC	5	1	7	6	1
Tenants Assertion	TA	1	2	2	0	2
Unlawful Detainer	UD	89	74	105	86	19
Warrant in Debt	WD	77	90	130	92	38
Civil Total		307	192	403	319	84
Hopewell Totals		1,444	2,245	2,718	1,460	1,258

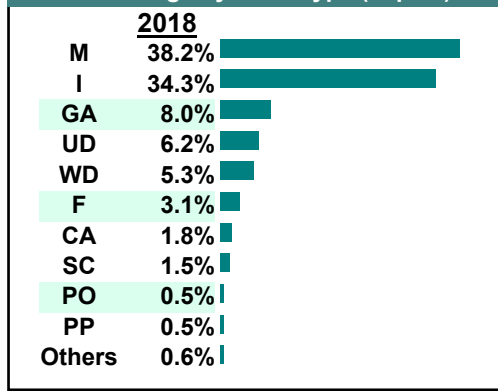
Calendared Filings with Top 12 Scheduled Times



% of Filings by Division



% of Filings by Case Type (Top 10)



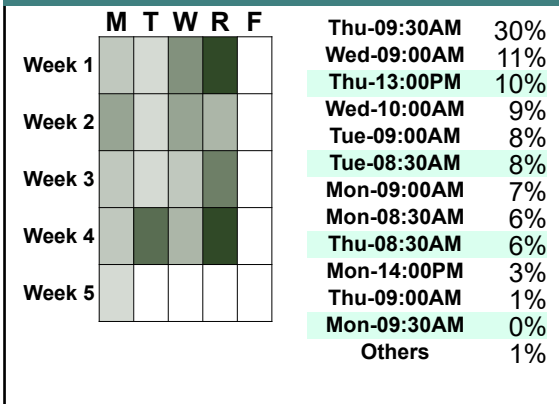
		<u>Filings</u>	<u>Hearings</u>	<u>Transactions</u>	<u>Concluded</u>	<u>Cont</u>
<u>Criminal</u>						
Capias	CA	22	69	69	21	48
Civil Violation	CV	2	6	6	2	4
Felony	F	70	225	225	36	189
Misdemeanor	M	126	354	359	121	238
Show Cause	SC	9	21	21	6	15
Criminal Total		229	675	680	186	494

		<u>Filings</u>	<u>Hearings</u>	<u>Transactions</u>	<u>Concluded</u>	<u>Cont</u>
<u>Traffic</u>						
Capias	CA	16	61	61	8	53
Felony	F	1	4	4	0	4
Infraction	I	413	407	616	441	175
Misdemeanor	M	300	859	873	392	481
Show Cause	SC	11	28	28	16	12
Traffic Total		741	1,359	1,582	857	725

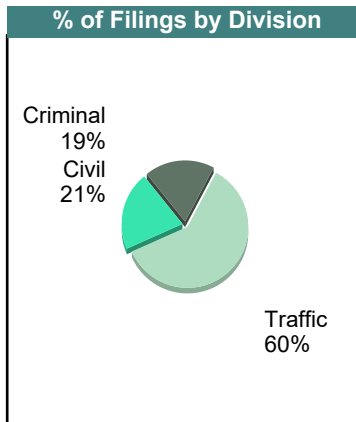
		<u>Filings</u>	<u>Hearings</u>	<u>Transactions</u>	<u>Concluded</u>	<u>Cont</u>
<u>Civil</u>						
Abstract	AJ	1	0	1	1	-
Admin License	AL	6	0	6	6	-
Detinue	DT	5	2	5	4	1
Garnishment	GA	66	8	84	76	8
Interrogatory	IN	3	4	4	0	4
Motion for Judgment	MJ	1	2	2	0	2
Protective Order	PO	5	0	5	5	-
Prelim Prot Order	PP	4	0	5	5	-
Show Cause	SC	1	1	2	1	1
Unlawful Detainer	UD	69	64	87	74	13
Warrant in Debt	WD	94	119	138	80	58
Civil Total		255	200	339	252	87

Hopewell Totals		1,225	2,234	2,601	1,295	1,306
------------------------	--	--------------	--------------	--------------	--------------	--------------

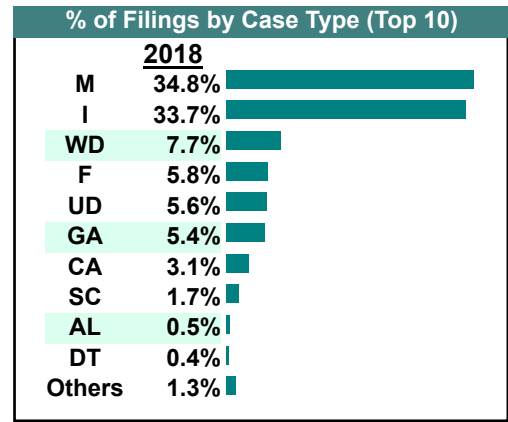
Calendarized Filings with Top 12 Scheduled Times



% of Filings by Division



% of Filings by Case Type (Top 10)



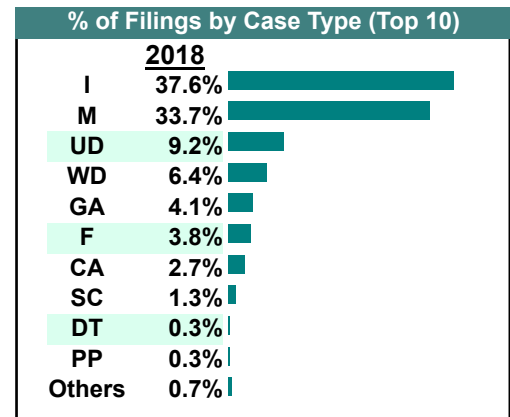
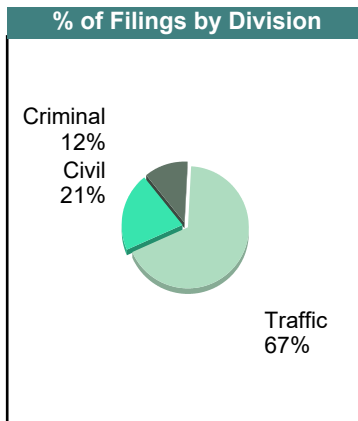
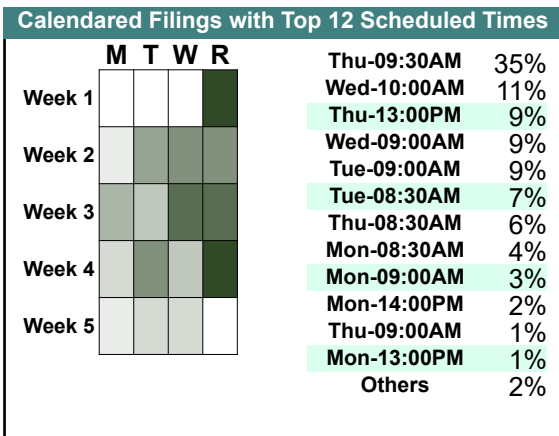
CASELOAD STATISTICS OF THE GENERAL DISTRICT COURTS

March 2018

Hopewell

District: 6

		<u>Filings</u>	<u>Hearings</u>	<u>Transactions</u>	<u>Concluded</u>	<u>Cont</u>
<u>Criminal</u>						
Capias	CA	10	47	47	17	30
Civil Violation	CV	1	4	4	2	2
Felony	F	50	200	200	49	151
Misdemeanor	M	94	280	283	105	178
Show Cause	SC	5	16	16	7	9
Criminal Total		160	547	550	180	370
<u>Traffic</u>						
Capias	CA	26	76	76	20	56
Felony	F	2	6	6	2	4
Infraction	I	518	468	709	515	194
Misdemeanor	M	370	870	888	419	469
Show Cause	SC	13	38	38	15	23
Traffic Total		929	1,458	1,717	971	746
<u>Civil</u>						
Abstract	AJ	1	0	1	1	-
Admin License	AL	2	0	2	2	-
Bond Forfeiture	BF	2	0	2	2	-
Capias	CA	1	2	2	0	2
Detinue	DT	4	3	4	4	-
Garnishment	GA	57	16	69	53	16
Interrogatory	IN	0	1	3	2	1
Motion for Judgment	MJ	1	1	1	1	-
Other	OT	0	0	1	1	-
Protective Order	PO	2	0	2	2	-
Prelim Prot Order	PP	4	3	7	4	3
Show Cause	SC	0	3	4	1	3
Unlawful Detainer	UD	127	109	151	130	21
Warrant in Debt	WD	88	98	123	95	28
Civil Total		289	236	372	298	74
Hopewell Totals		1,378	2,241	2,639	1,449	1,190



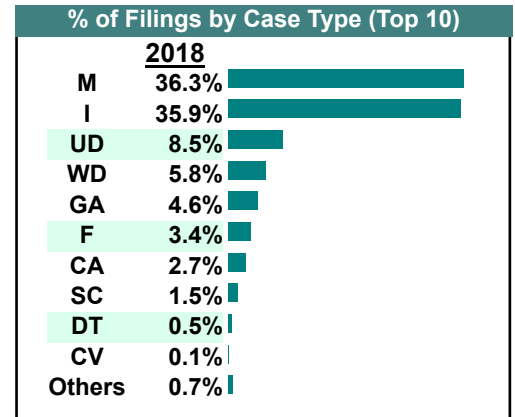
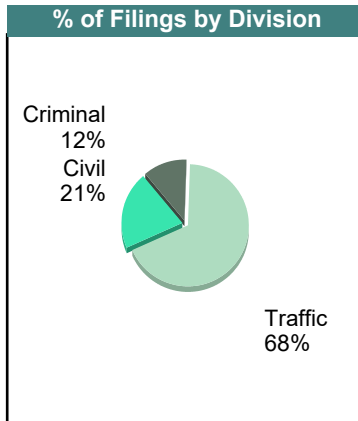
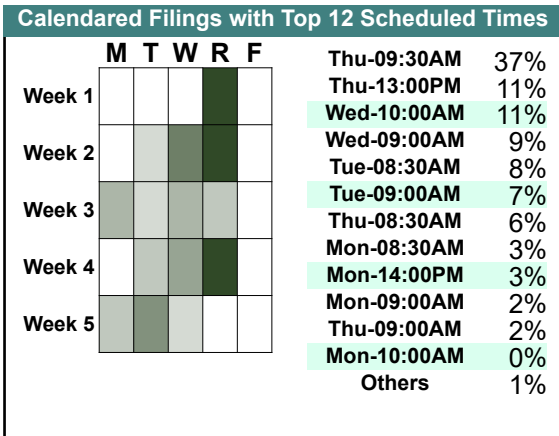
CASELOAD STATISTICS OF THE GENERAL DISTRICT COURTS

February 2018

Hopewell

District: 6

		<u>Filings</u>	<u>Hearings</u>	<u>Transactions</u>	<u>Concluded</u>	<u>Cont</u>
<u>Criminal</u>						
Capias	CA	19	58	58	16	42
Civil Violation	CV	2	6	6	3	3
Felony	F	48	157	157	38	119
Misdemeanor	M	101	303	304	91	213
Show Cause	SC	2	16	16	8	8
Criminal Total		172	540	541	156	385
<u>Traffic</u>						
Capias	CA	21	70	70	26	44
Felony	F	3	12	12	3	9
Infraction	I	534	573	841	616	225
Misdemeanor	M	440	1,215	1,223	586	637
Show Cause	SC	13	30	30	16	14
Traffic Total		1,011	1,900	2,176	1,247	929
<u>Civil</u>						
Abstract	AJ	1	0	1	1	-
Admin License	AL	1	0	1	1	-
Bond Forfeiture	BF	1	2	2	0	2
Capias	CA	0	1	1	0	1
Counter Claim	CC	1	1	1	0	1
Detinue	DT	8	0	8	8	-
Garnishment	GA	68	10	79	69	10
Interrogatory	IN	2	4	10	6	4
Other	OT	1	1	1	0	1
Protective Order	PO	2	0	3	3	-
Prelim Prot Order	PP	2	1	3	2	1
Show Cause	SC	7	4	10	6	4
Unlawful Detainer	UD	126	107	145	123	22
Warrant in Debt	WD	86	95	121	75	46
Civil Total		306	226	386	294	92
Hopewell Totals		1,489	2,666	3,103	1,697	1,406



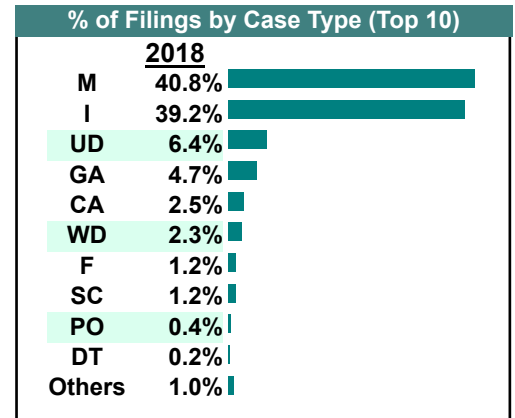
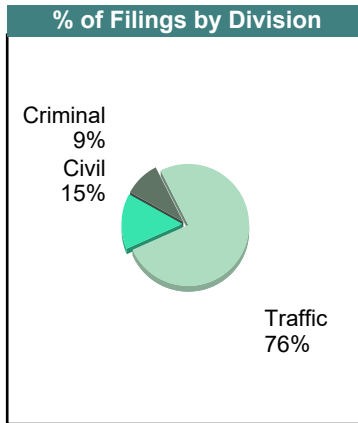
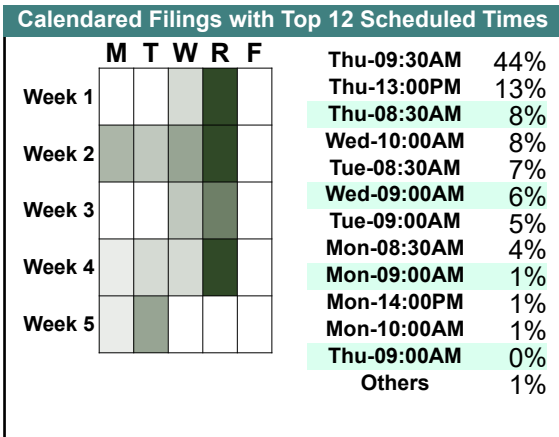
CASELOAD STATISTICS OF THE GENERAL DISTRICT COURTS

January 2018

Hopewell

District: 6

		Filings	Hearings	Transactions	Concluded	Cont
<u>Criminal</u>						
Capias	CA	15	50	50	10	40
Civil Violation	CV	3	4	4	0	4
Felony	F	20	119	119	22	97
Misdemeanor	M	103	287	287	101	186
Motion	MO	1	1	1	1	-
Show Cause	SC	8	19	19	5	14
Criminal Total		150	480	480	139	341
<u>Traffic</u>						
Capias	CA	26	69	69	15	54
Felony	F	0	2	2	0	2
Infraction	I	634	532	856	570	286
Misdemeanor	M	557	1,163	1,163	491	672
Show Cause	SC	10	32	32	6	26
Traffic Total		1,227	1,798	2,122	1,082	1,040
<u>Civil</u>						
Abstract	AJ	3	0	3	3	-
Admin License	AL	2	0	2	2	-
Detinue	DT	4	3	5	4	1
Garnishment	GA	76	21	88	67	21
Interrogatory	IN	3	6	6	0	6
Motion for Judgment	MJ	0	0	1	1	-
Protective Order	PO	6	0	6	6	-
Prelim Prot Order	PP	3	1	3	2	1
Show Cause	SC	1	2	3	1	2
Tenants Assertion	TA	1	1	2	1	1
Unlawful Detainer	UD	104	82	131	105	26
Warrant in Debt	WD	37	67	86	56	30
Civil Total		240	183	336	248	88
Hopewell Totals		1,617	2,461	2,938	1,469	1,469

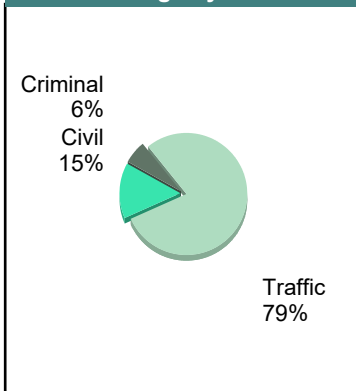


		<u>Filings</u>	<u>Hearings</u>	<u>Transactions</u>	<u>Concluded</u>	<u>Cont</u>
<u>Criminal</u>						
Capias	CA	7	24	24	5	19
Civil Violation	CV	0	1	1	0	1
Felony	F	13	83	83	22	61
Misdemeanor	M	34	159	159	38	121
Show Cause	SC	9	25	25	4	21
Criminal Total		63	292	292	69	223
<u>Traffic</u>						
Capias	CA	14	49	49	20	29
Civil Violation	CV	1	7	7	3	4
Felony	F	2	6	6	2	4
Infraction	I	579	631	801	519	282
Misdemeanor	M	215	514	515	196	319
Show Cause	SC	4	25	25	9	16
Traffic Total		815	1,232	1,403	749	654
<u>Civil</u>						
Admin License	AL	3	0	3	3	-
Detinue	DT	0	1	3	2	1
Garnishment	GA	31	1	33	32	-
Impoundment	IM	3	0	3	3	-
Interrogatory	IN	0	1	1	0	1
Motion for Judgment	MJ	0	1	1	0	1
Overweight	OC	1	0	1	1	-
Protective Order	PO	1	1	1	0	-
Prelim Prot Order	PP	4	0	5	5	-
Unlawful Detainer	UD	44	21	49	40	7
Warrant in Debt	WD	63	59	81	51	29
Civil Total		150	85	181	137	39
Prince George Totals		1,028	1,609	1,876	955	916

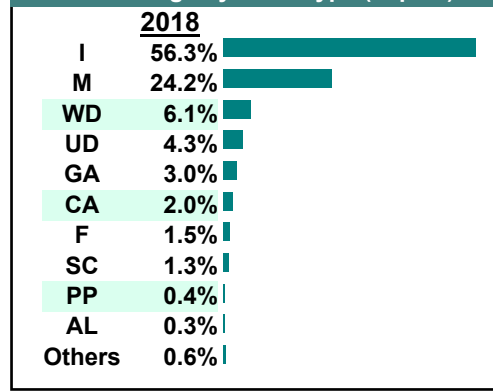
Calendared Filings with Top 12 Scheduled Times

	M	T	W	R	F		
Week 1	█	█	█	█	█	Mon-12:30PM	36%
Week 2	█	█	█	█	█	Wed-10:00AM	29%
Week 3	█	█	█	█	█	Wed-12:30PM	14%
Week 4	█	█	█	█	█	Wed-08:00AM	7%
						Wed-08:30AM	4%
						Mon-08:30AM	3%
						Mon-13:00PM	3%
						Wed-09:00AM	2%
						Mon-08:00AM	1%
						Fri-08:30AM	0%
						Wed-13:00PM	0%
						Tue-08:00AM	0%
						Others	0%

% of Filings by Division



% of Filings by Case Type (Top 10)

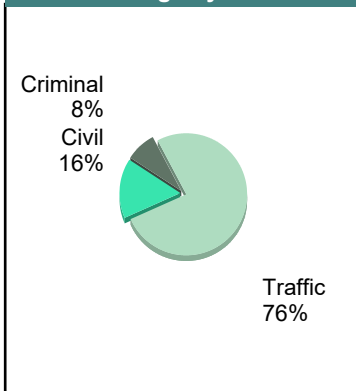


		<u>Filings</u>	<u>Hearings</u>	<u>Transactions</u>	<u>Concluded</u>	<u>Cont</u>
<u>Criminal</u>						
Capias	CA	6	34	34	9	25
Civil Violation	CV	0	1	1	0	1
Felony	F	21	98	98	31	67
Misdemeanor	M	55	195	195	56	139
Show Cause	SC	8	11	11	5	6
Criminal Total		90	339	339	101	238
<u>Traffic</u>						
Capias	CA	13	42	42	16	26
Civil Violation	CV	1	9	9	3	6
Felony	F	2	3	3	0	3
Infraction	I	579	646	779	541	229
Misdemeanor	M	249	537	537	231	301
Show Cause	SC	5	21	21	3	18
Traffic Total		849	1,258	1,391	794	583
<u>Civil</u>						
Admin License	AL	3	0	3	3	-
Bond Forfeiture	BF	0	1	1	0	1
Garnishment	GA	38	10	49	39	10
Impoundment	IM	1	0	1	1	-
Interrogatory	IN	1	1	1	0	1
Protective Order	PO	1	0	1	1	-
Prelim Prot Order	PP	5	1	5	4	1
Show Cause	SC	1	0	1	1	-
Tenants Assertion	TA	1	1	1	0	1
Unlawful Detainer	UD	59	30	62	57	5
Warrant in Debt	WD	65	65	90	66	24
Civil Total		175	109	215	172	43
Prince George Totals		1,114	1,706	1,945	1,067	864

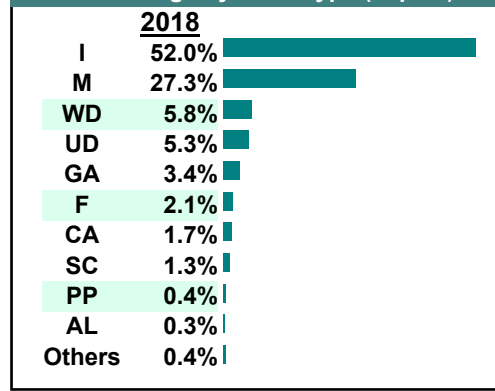
Calendared Filings with Top 12 Scheduled Times

	M	T	W	R		
Week 1					Mon-12:30PM	31%
Week 2					Wed-10:00AM	28%
Week 3					Wed-12:30PM	15%
Week 4					Wed-08:00AM	7%
Week 5					Wed-08:30AM	4%
					Mon-08:30AM	4%
					Mon-08:00AM	3%
					Mon-13:00PM	3%
					Wed-09:00AM	2%
					Tue-08:30AM	1%
					Thu-08:30AM	0%
					Wed-10:30AM	0%
					Others	1%

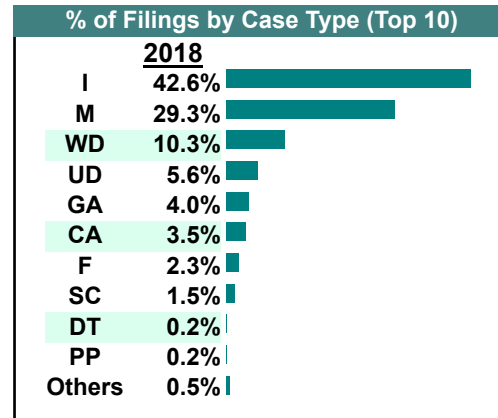
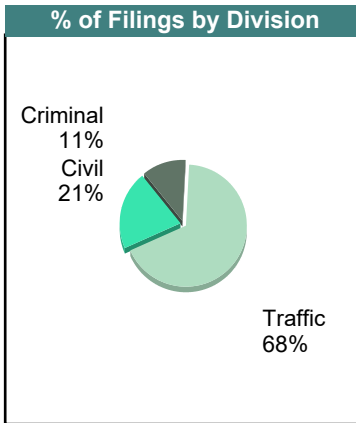
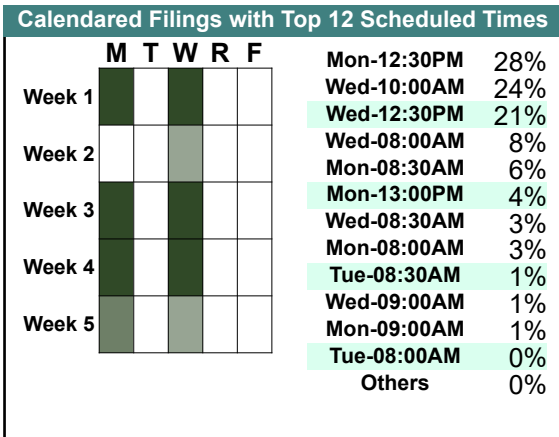
% of Filings by Division



% of Filings by Case Type (Top 10)



		<u>Filings</u>	<u>Hearings</u>	<u>Transactions</u>	<u>Concluded</u>	<u>Cont</u>
<u>Criminal</u>						
Capias	CA	17	35	35	13	22
Civil Violation	CV	0	1	1	0	1
Felony	F	25	103	103	35	68
Misdemeanor	M	75	202	203	63	140
Show Cause	SC	9	19	19	9	10
Criminal Total		126	360	361	120	241
<u>Traffic</u>						
Capias	CA	21	54	54	20	34
Civil Violation	CV	1	6	6	1	5
Felony	F	0	4	4	1	3
Infraction	I	468	536	675	516	159
Misdemeanor	M	247	558	558	275	283
Show Cause	SC	5	18	18	6	12
Traffic Total		742	1,176	1,315	819	496
<u>Civil</u>						
Admin License	AL	1	0	1	1	-
Detinue	DT	2	2	2	0	2
Garnishment	GA	44	18	65	47	16
Impoundment	IM	1	0	1	1	-
Motion for Judgment	MJ	0	1	1	0	1
Overweight	OC	1	0	1	1	-
Protective Order	PO	1	1	1	0	-
Prelim Prot Order	PP	2	2	3	1	1
Show Cause	SC	3	0	3	3	-
Tenants Assertion	TA	1	0	1	1	-
Unlawful Detainer	UD	61	43	72	55	16
Warrant in Debt	WD	113	138	156	108	48
Civil Total		230	205	307	218	84
Prince George Totals		1,098	1,741	1,983	1,157	821



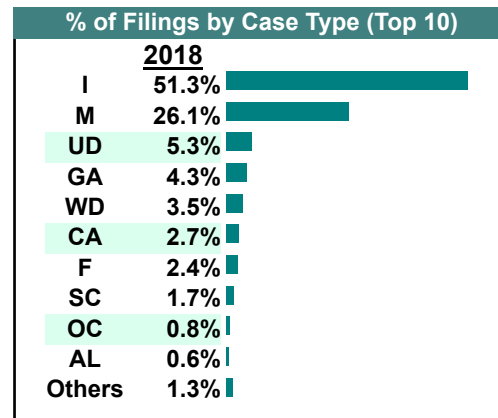
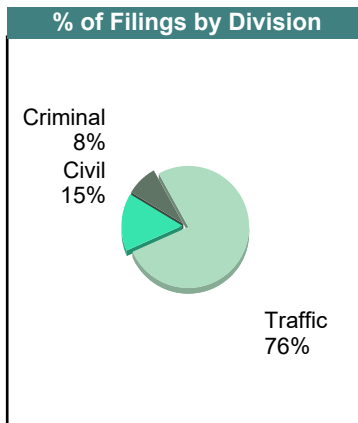
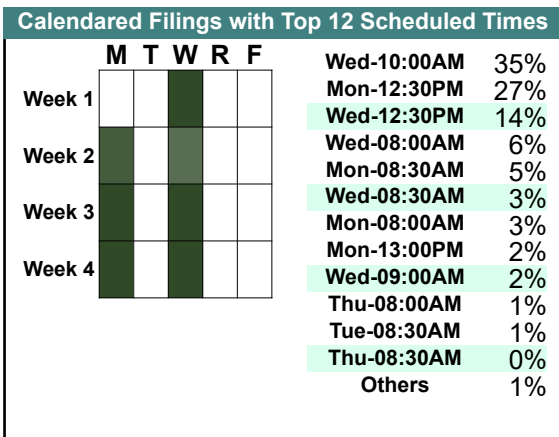
CASELOAD STATISTICS OF THE GENERAL DISTRICT COURTS

September 2018

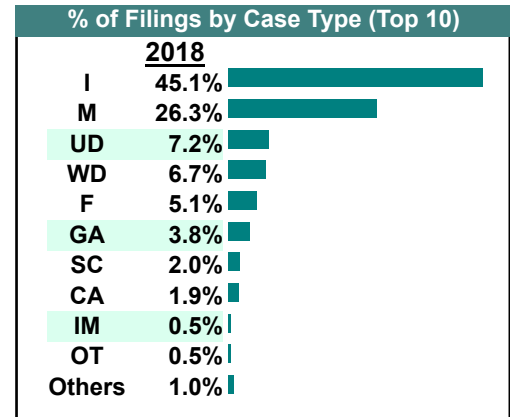
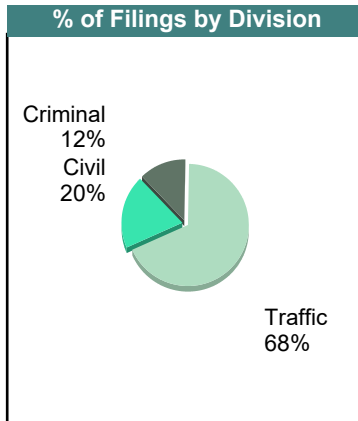
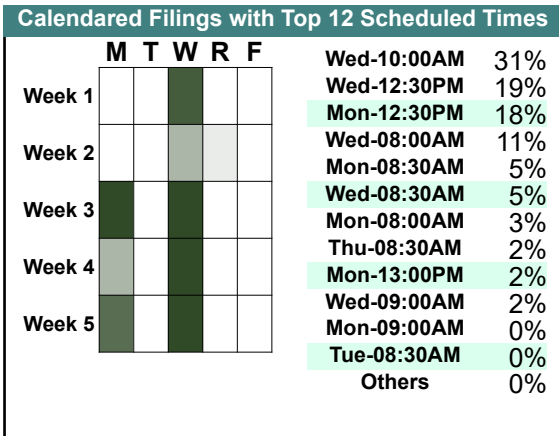
Prince George

District: 6

		<u>Filings</u>	<u>Hearings</u>	<u>Transactions</u>	<u>Concluded</u>	<u>Cont</u>
<u>Criminal</u>						
Capias	CA	11	45	45	22	23
Felony	F	19	107	107	51	56
Misdemeanor	M	44	182	182	67	114
Show Cause	SC	1	10	10	5	5
Criminal Total		75	344	344	145	198
<u>Traffic</u>						
Capias	CA	13	36	36	13	23
Civil Violation	CV	4	14	14	2	12
Felony	F	3	10	10	4	6
Infraction	I	463	566	723	525	198
Misdemeanor	M	191	464	464	232	232
Show Cause	SC	14	35	35	17	18
Traffic Total		688	1,125	1,282	793	489
<u>Civil</u>						
Admin License	AL	5	0	5	5	-
Attachment	AT	1	0	1	1	-
Bond Forfeiture	BF	0	1	1	0	1
Detinue	DT	1	1	1	0	1
Garnishment	GA	39	10	44	34	10
Impoundment	IM	1	0	1	1	-
Motion for Judgment	MJ	1	2	2	1	1
Overweight	OC	7	0	7	7	-
Other	OT	1	0	1	1	-
Protective Order	PO	2	0	2	2	-
Prelim Prot Order	PP	1	0	1	1	-
Unlawful Detainer	UD	48	31	51	49	2
Warrant in Debt	WD	32	40	55	36	19
Civil Total		139	85	172	138	34
Prince George Totals		902	1,554	1,798	1,076	721



		<u>Filings</u>	<u>Hearings</u>	<u>Transactions</u>	<u>Concluded</u>	<u>Cont</u>
<u>Criminal</u>						
Capias	CA	11	33	33	15	18
Civil Violation	CV	0	1	1	0	1
Felony	F	54	161	161	32	129
Misdemeanor	M	64	238	239	63	176
Show Cause	SC	6	16	16	8	8
Criminal Total		135	449	450	118	332
<u>Traffic</u>						
Capias	CA	9	34	34	18	16
Civil Violation	CV	1	5	5	1	4
Felony	F	1	5	5	1	4
Infraction	I	488	563	709	483	226
Misdemeanor	M	220	479	479	192	287
Show Cause	SC	16	27	27	10	17
Traffic Total		735	1,113	1,259	705	554
<u>Civil</u>						
Admin License	AL	2	0	2	2	-
Detinue	DT	0	1	1	1	-
Garnishment	GA	41	20	65	45	20
Impoundment	IM	5	0	5	5	-
Motion for Judgment	MJ	1	1	1	1	-
Overweight	OC	3	0	3	3	-
Other	OT	5	0	5	5	-
Prelim Prot Order	PP	4	2	4	2	-
Show Cause	SC	0	0	2	2	-
Unlawful Detainer	UD	78	59	98	81	16
Warrant in Debt	WD	72	97	121	69	52
Civil Total		211	180	307	216	88
Prince George Totals		1,081	1,742	2,016	1,039	974



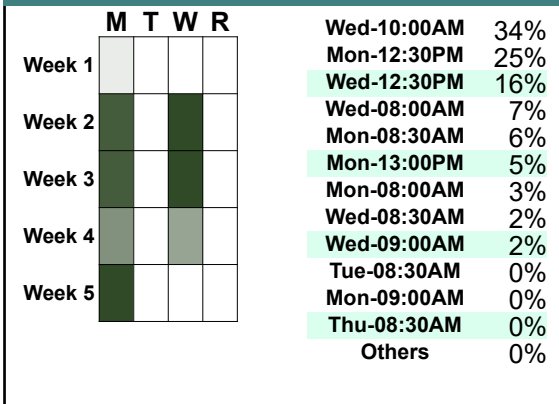
		Filings	Hearings	Transactions	Concluded	Cont
<u>Criminal</u>						
Capias	CA	12	43	43	10	33
Civil Violation	CV	1	3	3	1	2
Felony	F	24	99	99	26	73
Misdemeanor	M	65	184	185	56	128
Show Cause	SC	4	14	14	4	10
Criminal Total		106	343	344	97	246

		Filings	Hearings	Transactions	Concluded	Cont
<u>Traffic</u>						
Capias	CA	11	37	37	18	19
Civil Violation	CV	3	9	9	2	7
Felony	F	2	4	4	1	3
Infraction	I	532	609	758	549	209
Misdemeanor	M	234	477	477	248	229
Show Cause	SC	3	12	12	3	9
Traffic Total		785	1,148	1,297	821	476

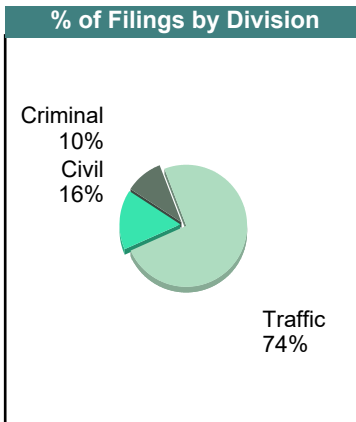
		Filings	Hearings	Transactions	Concluded	Cont
<u>Civil</u>						
Admin License	AL	4	0	4	4	-
Bond Forfeiture	BF	0	1	1	0	1
Garnishment	GA	43	7	50	43	7
Overweight	OC	1	0	1	1	-
Other	OT	2	0	3	3	-
Protective Order	PO	1	0	2	2	-
Prelim Prot Order	PP	2	0	2	2	-
Tenants Assertion	TA	1	0	1	1	-
Unlawful Detainer	UD	83	45	88	83	5
Warrant in Debt	WD	32	44	55	35	20
Civil Total		169	97	207	174	33

Prince George Totals		1,060	1,588	1,848	1,092	755
-----------------------------	--	--------------	--------------	--------------	--------------	------------

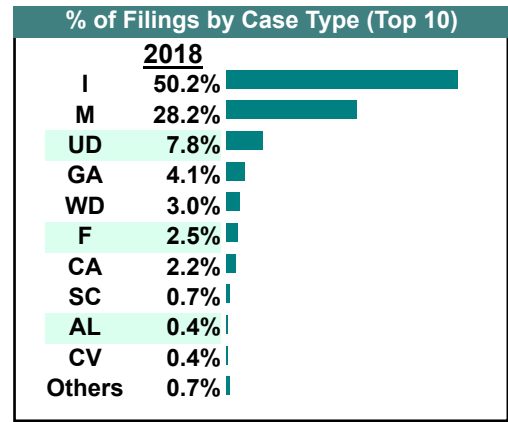
Calendared Filings with Top 12 Scheduled Times



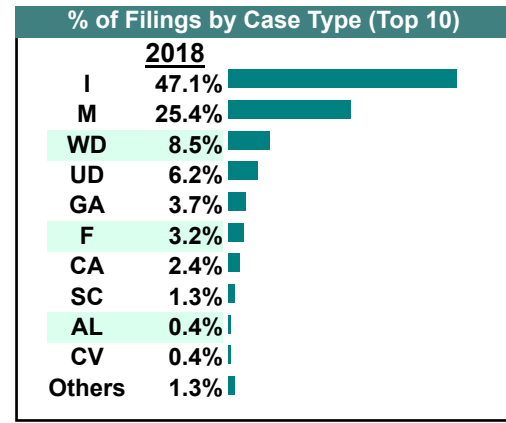
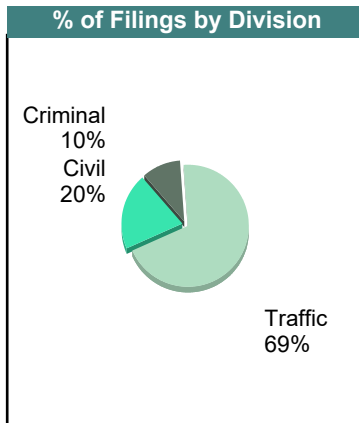
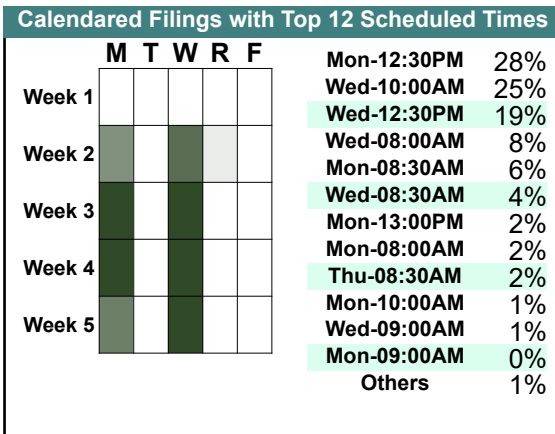
% of Filings by Division



% of Filings by Case Type (Top 10)



		<u>Filings</u>	<u>Hearings</u>	<u>Transactions</u>	<u>Concluded</u>	<u>Cont</u>
<u>Criminal</u>						
Capias	CA	11	35	35	8	27
Civil Violation	CV	1	2	2	2	-
Felony	F	36	102	102	15	87
Misdemeanor	M	64	185	186	44	142
Show Cause	SC	3	20	20	4	16
Criminal Total		115	344	345	73	272
<u>Traffic</u>						
Capias	CA	16	47	47	13	34
Civil Violation	CV	4	8	8	0	8
Felony	F	0	2	2	0	2
Infraction	I	524	650	776	525	251
Misdemeanor	M	218	513	515	216	299
Show Cause	SC	9	24	24	6	18
Traffic Total		771	1,244	1,372	760	612
<u>Civil</u>						
Abstract	AJ	2	0	2	2	-
Admin License	AL	5	0	5	5	-
Bond Forfeiture	BF	1	1	1	0	1
Detinue	DT	0	2	2	0	2
Garnishment	GA	41	10	46	36	10
Impoundment	IM	1	0	1	1	-
Motion for Judgment	MJ	1	2	3	2	1
Overweight	OC	2	0	3	3	-
Other	OT	4	1	4	3	1
Protective Order	PO	1	1	1	0	1
Prelim Prot Order	PP	2	0	2	2	-
Show Cause	SC	2	2	2	0	2
Unlawful Detainer	UD	69	29	78	71	7
Warrant in Debt	WD	95	95	125	96	29
Civil Total		226	143	275	221	54
Prince George Totals		1,112	1,731	1,992	1,054	938



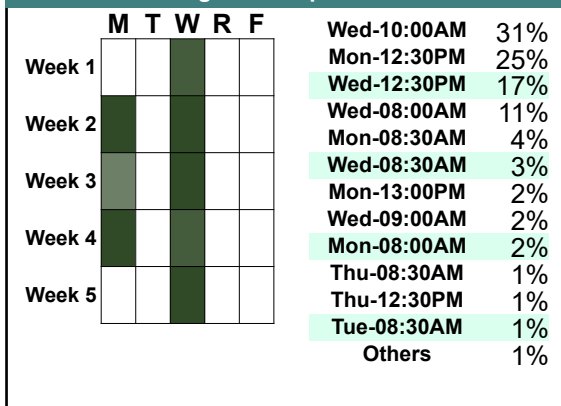
		<u>Filings</u>	<u>Hearings</u>	<u>Transactions</u>	<u>Concluded</u>	<u>Cont</u>
<u>Criminal</u>						
Capias	CA	13	34	34	8	26
Civil Violation	CV	1	1	1	0	1
Felony	F	32	115	115	29	86
Misdemeanor	M	56	210	210	72	138
Show Cause	SC	8	16	16	6	10
Criminal Total		110	376	376	115	261

		<u>Filings</u>	<u>Hearings</u>	<u>Transactions</u>	<u>Concluded</u>	<u>Cont</u>
<u>Traffic</u>						
Capias	CA	12	33	33	8	25
Civil Violation	CV	3	11	11	4	7
Felony	F	2	7	7	2	5
Infraction	I	548	641	794	550	244
Misdemeanor	M	194	466	467	194	273
Show Cause	SC	11	20	20	5	15
Traffic Total		770	1,178	1,332	763	569

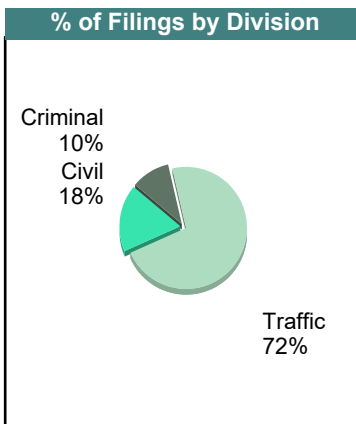
		<u>Filings</u>	<u>Hearings</u>	<u>Transactions</u>	<u>Concluded</u>	<u>Cont</u>
<u>Civil</u>						
Admin License	AL	3	0	3	3	-
Detinue	DT	1	1	3	2	1
Garnishment	GA	33	3	45	42	3
Motion for Judgment	MJ	1	1	2	1	1
Overweight	OC	1	1	1	0	1
Other	OT	0	0	1	1	-
Protective Order	PO	2	0	2	2	-
Prelim Prot Order	PP	2	1	3	2	1
Unlawful Detainer	UD	72	33	79	71	8
Warrant in Debt	WD	76	87	102	72	29
Civil Total		191	127	241	196	44

Prince George Totals		1,071	1,681	1,949	1,074	874
-----------------------------	--	--------------	--------------	--------------	--------------	------------

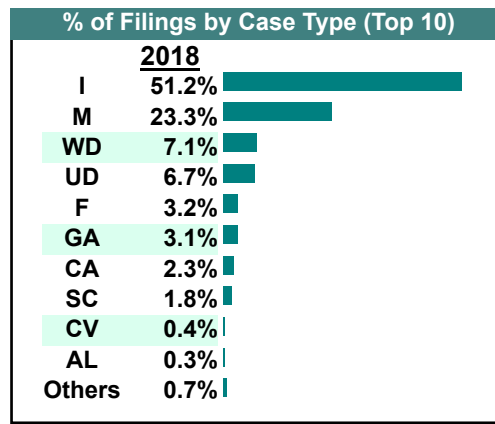
Calendared Filings with Top 12 Scheduled Times



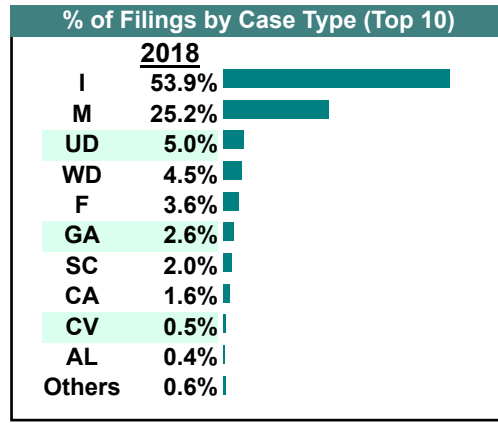
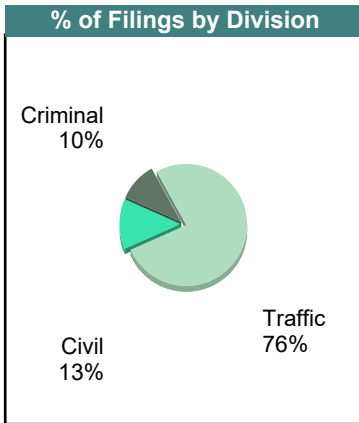
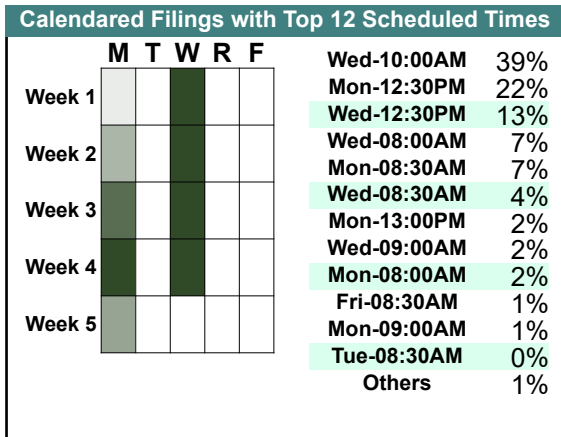
% of Filings by Division



% of Filings by Case Type (Top 10)



		<u>Filings</u>	<u>Hearings</u>	<u>Transactions</u>	<u>Concluded</u>	<u>Cont</u>
<u>Criminal</u>						
Capias	CA	11	21	21	3	18
Civil Violation	CV	3	3	3	1	2
Felony	F	40	126	126	55	71
Misdemeanor	M	51	167	167	57	110
Show Cause	SC	12	17	17	5	12
Criminal Total		117	334	334	121	213
<u>Traffic</u>						
Capias	CA	7	21	21	5	16
Civil Violation	CV	3	4	4	0	4
Felony	F	1	5	5	0	5
Infraction	I	606	644	816	582	234
Misdemeanor	M	232	467	467	216	251
Show Cause	SC	9	22	22	10	12
Traffic Total		858	1,163	1,335	813	522
<u>Civil</u>						
Admin License	AL	4	0	4	4	-
Detinue	DT	0	1	2	1	1
Garnishment	GA	29	17	49	32	15
Impoundment	IM	2	0	2	2	-
Motion for Judgment	MJ	0	2	2	1	1
Overweight	OC	0	0	1	1	-
Other	OT	2	0	2	2	-
Protective Order	PO	0	0	1	1	-
Prelim Prot Order	PP	3	0	4	4	-
Show Cause	SC	2	0	3	3	-
Unlawful Detainer	UD	56	33	64	56	7
Warrant in Debt	WD	51	66	86	53	33
Civil Total		149	119	220	160	57
Prince George Totals		1,124	1,616	1,889	1,094	792



CASELOAD STATISTICS OF THE GENERAL DISTRICT COURTS

March 2018

Prince George

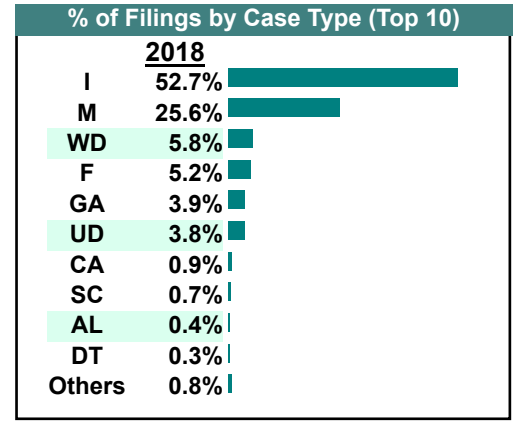
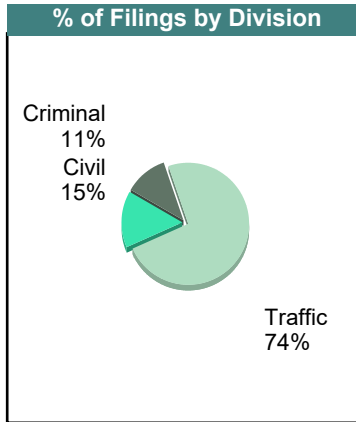
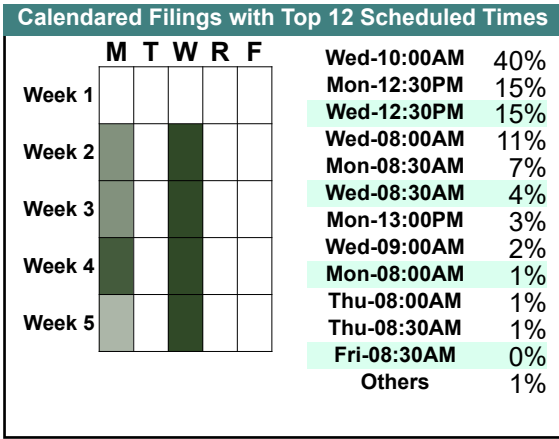
District: 6

		<u>Filings</u>	<u>Hearings</u>	<u>Transactions</u>	<u>Concluded</u>	<u>Cont</u>
<u>Criminal</u>						
Capias	CA	4	13	13	6	6
Felony	F	59	132	132	19	113
Misdemeanor	M	68	191	192	64	128
Show Cause	SC	1	9	9	4	5
Criminal Total		132	345	346	93	252

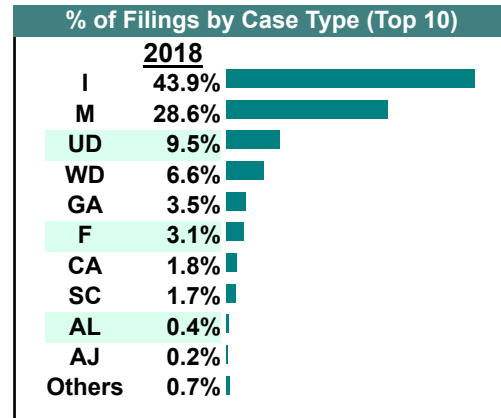
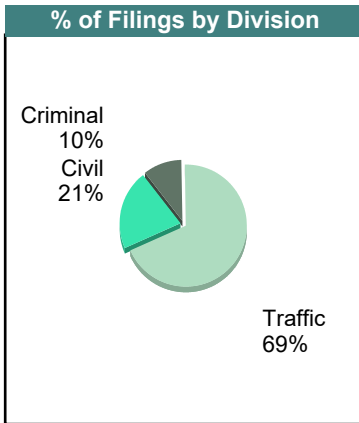
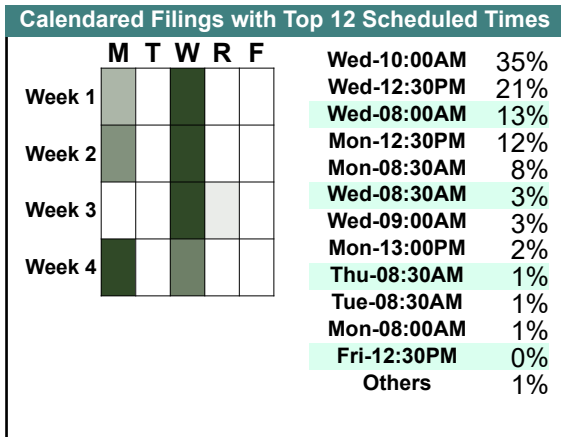
		<u>Filings</u>	<u>Hearings</u>	<u>Transactions</u>	<u>Concluded</u>	<u>Cont</u>
<u>Traffic</u>						
Capias	CA	6	21	21	9	12
Civil Violation	CV	0	8	8	2	6
Felony	F	2	4	4	1	3
Infraction	I	614	624	803	573	230
Misdemeanor	M	230	454	455	212	243
Show Cause	SC	4	10	10	6	4
Traffic Total		856	1,121	1,301	803	498

		<u>Filings</u>	<u>Hearings</u>	<u>Transactions</u>	<u>Concluded</u>	<u>Cont</u>
<u>Civil</u>						
Admin License	AL	5	0	5	5	-
Detinue	DT	3	6	6	4	2
Garnishment	GA	45	20	54	34	19
Impoundment	IM	3	0	3	3	-
Motion for Judgment	MJ	2	3	3	0	3
Overweight	OC	3	1	4	3	1
Protective Order	PO	1	0	1	1	-
Prelim Prot Order	PP	0	0	1	1	-
Show Cause	SC	3	1	3	2	1
Unlawful Detainer	UD	44	19	51	42	8
Warrant in Debt	WD	67	77	97	65	31
Civil Total		176	127	228	160	65

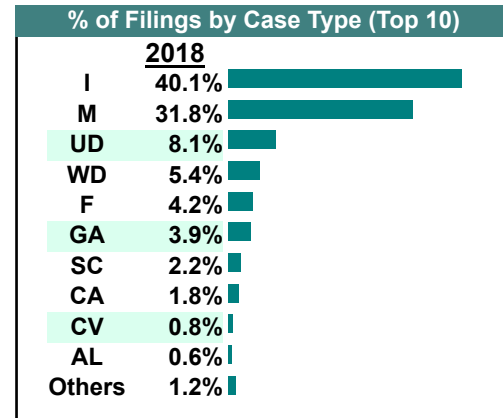
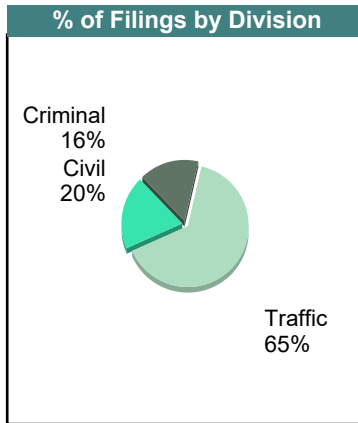
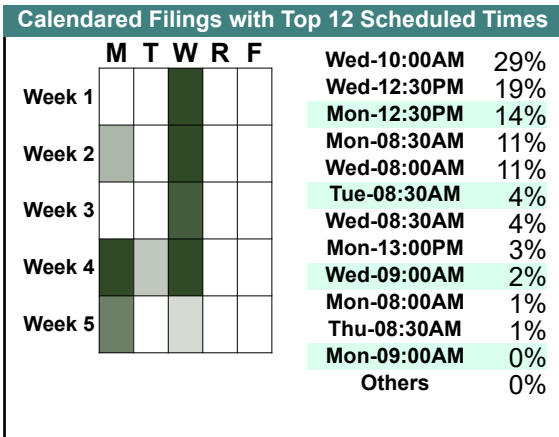
Prince George Totals		1,164	1,593	1,875	1,056	815
-----------------------------	--	--------------	--------------	--------------	--------------	------------



		<u>Filings</u>	<u>Hearings</u>	<u>Transactions</u>	<u>Concluded</u>	<u>Cont</u>
<u>Criminal</u>						
Capias	CA	8	17	17	4	13
Felony	F	29	128	128	54	74
Misdemeanor	M	58	220	220	90	129
Show Cause	SC	7	15	15	8	7
Criminal Total		102	380	380	156	223
<u>Traffic</u>						
Capias	CA	10	27	27	11	16
Civil Violation	CV	0	2	2	0	2
Felony	F	1	3	3	1	2
Infraction	I	428	469	601	403	198
Misdemeanor	M	221	401	402	156	246
Show Cause	SC	9	15	15	8	7
Traffic Total		669	917	1,050	579	471
<u>Civil</u>						
Abstract	AJ	2	0	2	2	-
Admin License	AL	4	0	4	4	-
Detinue	DT	1	1	1	0	1
Garnishment	GA	34	6	40	34	6
Impoundment	IM	1	0	1	1	-
Overweight	OC	0	1	4	3	1
Other	OT	2	1	3	2	1
Protective Order	PO	1	0	2	2	-
Prelim Prot Order	PP	2	1	3	2	1
Show Cause	SC	1	0	3	3	-
Tenants Assertion	TA	0	1	1	1	-
Unlawful Detainer	UD	93	41	115	105	10
Warrant in Debt	WD	64	100	116	80	36
Civil Total		205	152	295	239	56
Prince George Totals		976	1,449	1,725	974	750



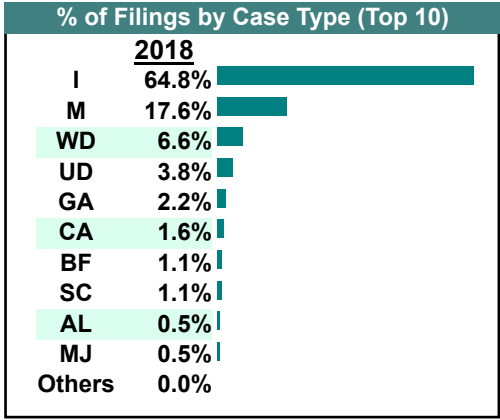
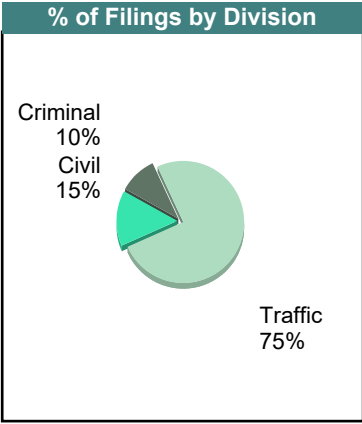
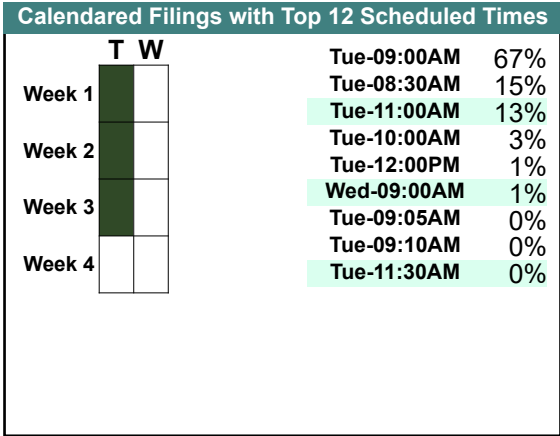
		<u>Filings</u>	<u>Hearings</u>	<u>Transactions</u>	<u>Concluded</u>	<u>Cont</u>
<u>Criminal</u>						
Capias	CA	5	23	23	8	15
Civil Violation	CV	3	3	3	3	-
Felony	F	37	87	87	20	67
Misdemeanor	M	92	185	185	21	164
Show Cause	SC	4	19	19	5	14
Criminal Total		141	317	317	57	260
<u>Traffic</u>						
Capias	CA	11	24	24	4	20
Civil Violation	CV	4	9	9	2	7
Felony	F	0	2	2	1	1
Infraction	I	357	435	530	294	236
Misdemeanor	M	191	403	404	130	273
Show Cause	SC	13	25	25	7	18
Traffic Total		576	898	994	438	555
<u>Civil</u>						
Admin License	AL	5	0	6	6	-
Detinue	DT	2	3	3	0	3
Garnishment	GA	35	13	42	29	13
Impoundment	IM	3	0	3	3	-
Interrogatory	IN	0	0	1	1	-
Overweight	OC	3	4	4	0	4
Other	OT	1	0	1	1	-
Protective Order	PO	2	3	6	3	3
Show Cause	SC	3	3	3	1	2
Tenants Assertion	TA	0	4	5	2	3
Unlawful Detainer	UD	72	50	92	67	25
Warrant in Debt	WD	48	66	73	31	42
Civil Total		174	146	239	144	95
Prince George Totals		891	1,361	1,550	639	910



CASELOAD STATISTICS OF THE GENERAL DISTRICT COURTS

December 2018

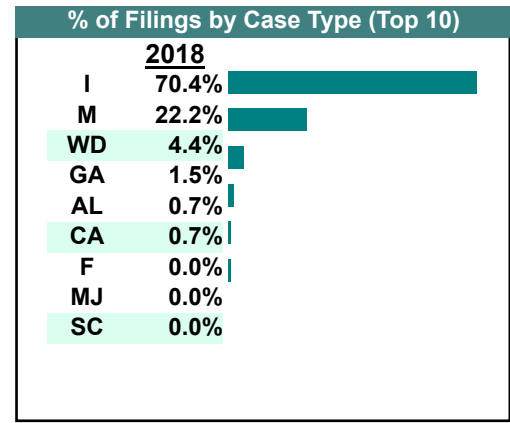
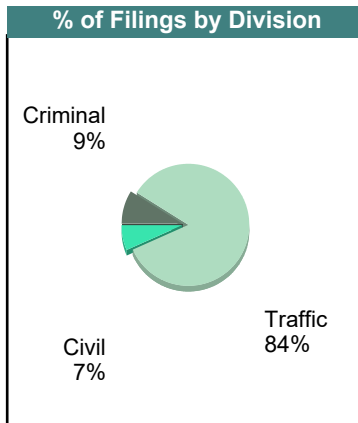
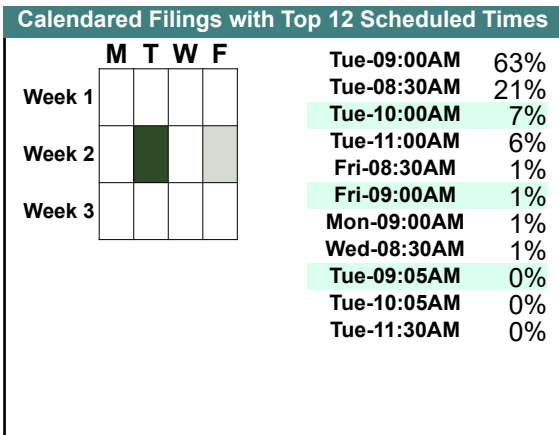
		<u>Filings</u>	<u>Hearings</u>	<u>Transactions</u>	<u>Concluded</u>	<u>Cont</u>
<u>Criminal</u>						
Capias	CA	3	11	11	6	5
Felony	F	0	14	14	8	6
Misdemeanor	M	15	34	35	15	20
Criminal Total		18	59	60	29	31
<u>Traffic</u>						
Capias	CA	0	3	3	2	1
Infraction	I	118	111	165	138	27
Misdemeanor	M	17	54	54	25	29
Show Cause	SC	2	8	8	5	3
Traffic Total		137	176	230	170	60
<u>Civil</u>						
Admin License	AL	1	0	1	1	-
Bond Forfeiture	BF	2	2	2	1	1
Detinue	DT	0	0	2	2	-
Garnishment	GA	4	1	4	3	1
Motion for Judgment	MJ	1	1	1	0	1
Unlawful Detainer	UD	7	7	8	5	3
Warrant in Debt	WD	12	14	20	12	8
Civil Total		27	25	38	24	14
Surry Totals		182	260	328	223	105



CASELOAD STATISTICS OF THE GENERAL DISTRICT COURTS

November 2018

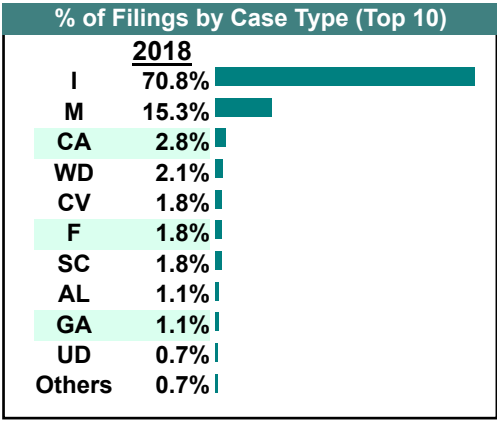
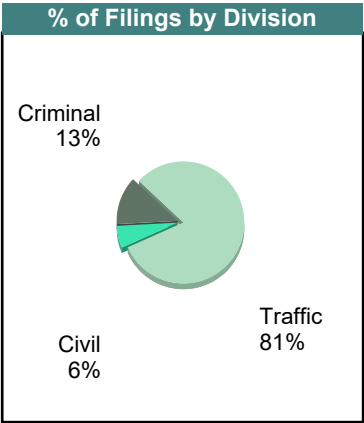
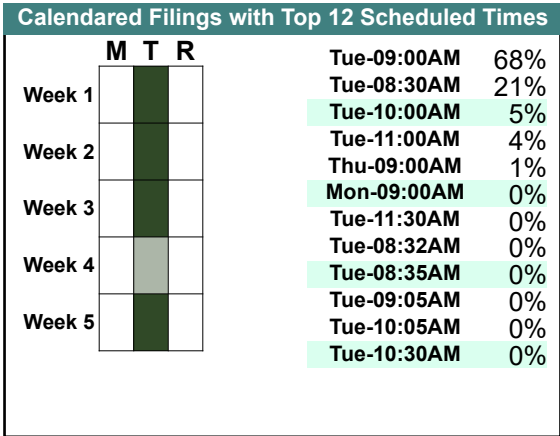
		<u>Filings</u>	<u>Hearings</u>	<u>Transactions</u>	<u>Concluded</u>	<u>Cont</u>
<u>Criminal</u>						
Capias	CA	1	4	4	1	3
Felony	F	0	5	5	1	4
Misdemeanor	M	11	19	19	8	11
Show Cause	SC	0	1	1	0	1
Criminal Total		12	29	29	10	19
<u>Traffic</u>						
Felony	F	0	1	1	1	-
Infraction	I	95	82	114	84	30
Misdemeanor	M	19	35	35	26	9
Show Cause	SC	0	1	1	1	-
Traffic Total		114	119	151	112	39
<u>Civil</u>						
Admin License	AL	1	0	1	1	-
Garnishment	GA	2	1	3	2	1
Motion for Judgment	MJ	0	0	1	1	-
Warrant in Debt	WD	6	8	10	3	7
Civil Total		9	9	15	7	8
Surry Totals		135	157	195	129	66



CASELOAD STATISTICS OF THE GENERAL DISTRICT COURTS

October 2018

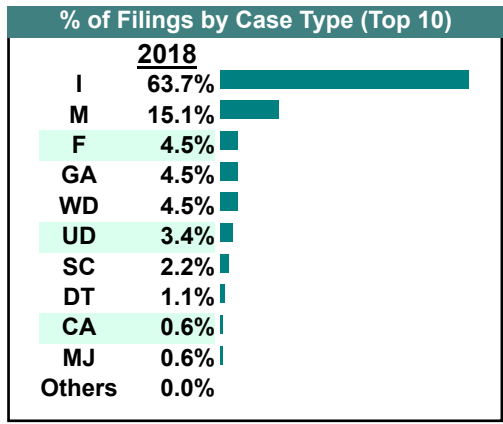
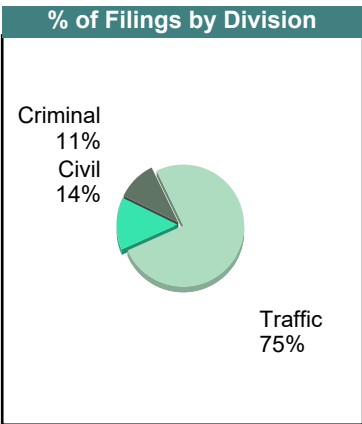
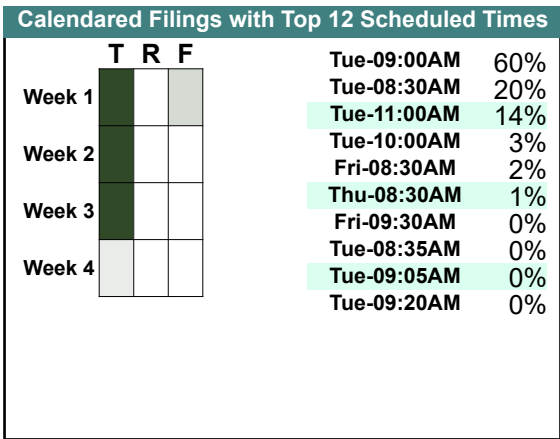
		<u>Filings</u>	<u>Hearings</u>	<u>Transactions</u>	<u>Concluded</u>	<u>Cont</u>
<u>Criminal</u>						
Capias	CA	5	11	11	2	9
Civil Violation	CV	5	6	6	2	4
Felony	F	5	26	26	4	22
Misdemeanor	M	19	63	64	28	36
Show Cause	SC	2	10	10	2	8
Criminal Total		36	116	117	38	79
<u>Traffic</u>						
Capias	CA	3	6	6	2	4
Felony	F	0	1	1	0	1
Infraction	I	199	140	240	192	48
Misdemeanor	M	24	61	61	18	43
Show Cause	SC	3	10	10	3	7
Traffic Total		229	218	318	215	103
<u>Civil</u>						
Admin License	AL	3	0	3	3	-
Garnishment	GA	3	3	8	5	3
Interrogatory	IN	0	1	1	0	1
Motion for Judgment	MJ	1	1	1	1	-
Petition-Restore Arms	PR	1	0	1	1	-
Unlawful Detainer	UD	2	2	3	3	-
Warrant in Debt	WD	6	7	9	6	3
Civil Total		16	14	26	19	7
Surry Totals		281	348	461	272	189



CASELOAD STATISTICS OF THE GENERAL DISTRICT COURTS

September 2018

		<u>Filings</u>	<u>Hearings</u>	<u>Transactions</u>	<u>Concluded</u>	<u>Cont</u>
<u>Criminal</u>						
Capias	CA	1	1	1	0	1
Felony	F	7	21	21	2	18
Misdemeanor	M	11	36	37	11	26
Show Cause	SC	0	7	7	1	6
Criminal Total		19	65	66	14	51
<u>Traffic</u>						
Capias	CA	0	1	1	0	1
Felony	F	1	1	1	0	1
Infraction	I	114	86	140	105	34
Misdemeanor	M	16	36	36	8	28
Show Cause	SC	4	5	5	0	5
Traffic Total		135	129	183	113	69
<u>Civil</u>						
Detinue	DT	2	2	2	0	2
Garnishment	GA	8	3	8	5	3
Interrogatory	IN	0	1	1	0	1
Motion for Judgment	MJ	1	1	2	1	1
Unlawful Detainer	UD	6	5	7	6	1
Warrant in Debt	WD	8	9	13	8	5
Civil Total		25	21	33	20	13
Surry Totals		179	215	282	147	133

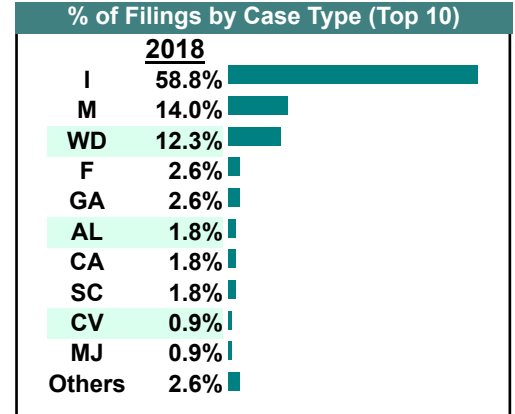
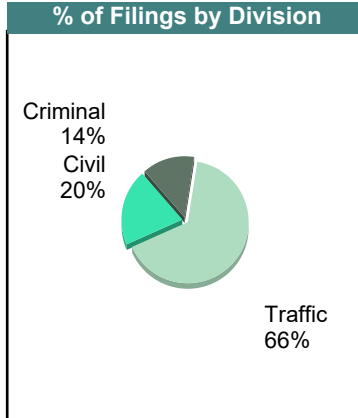
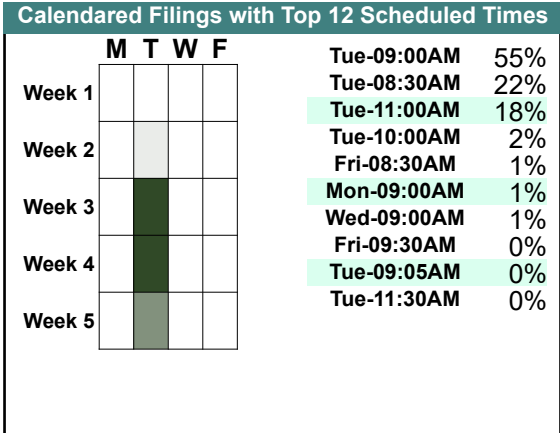


CASELOAD STATISTICS OF THE GENERAL DISTRICT COURTS

August 2018

Surry
District: 6

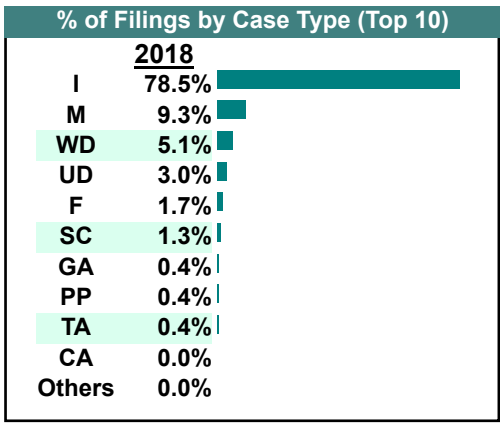
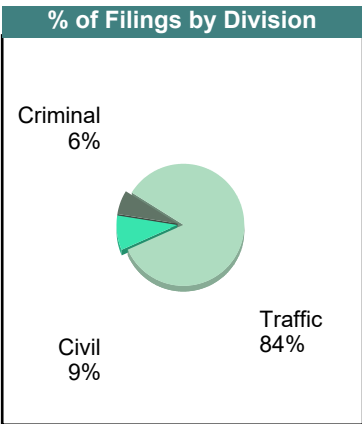
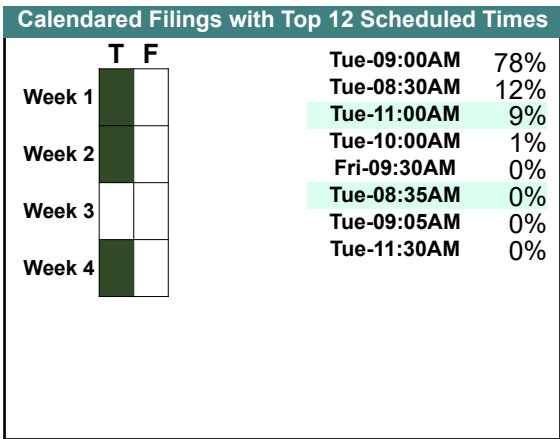
		<u>Filings</u>	<u>Hearings</u>	<u>Transactions</u>	<u>Concluded</u>	<u>Cont</u>
<u>Criminal</u>						
Capias	CA	2	4	4	1	3
Civil Violation	CV	1	1	1	0	1
Felony	F	3	17	17	5	12
Misdemeanor	M	9	22	22	7	15
Show Cause	SC	1	5	5	3	2
Criminal Total		16	49	49	16	33
<u>Traffic</u>						
Capias	CA	0	2	2	2	-
Infraction	I	67	49	85	67	18
Misdemeanor	M	7	27	27	8	19
Show Cause	SC	1	1	1	0	1
Traffic Total		75	79	115	77	38
<u>Civil</u>						
Admin License	AL	2	0	2	2	-
Garnishment	GA	3	0	3	3	-
Motion for Judgment	MJ	1	1	1	0	1
Protective Order	PO	1	0	1	1	-
Prelim Prot Order	PP	1	0	1	1	-
Unlawful Detainer	UD	1	2	2	1	1
Warrant in Debt	WD	14	18	21	13	8
Civil Total		23	21	31	21	10
Surry Totals		114	149	195	114	81



CASELOAD STATISTICS OF THE GENERAL DISTRICT COURTS

July 2018

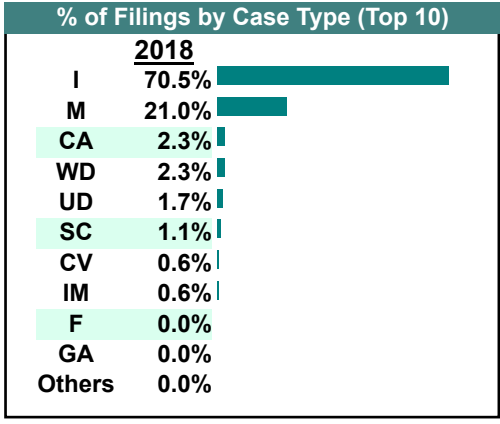
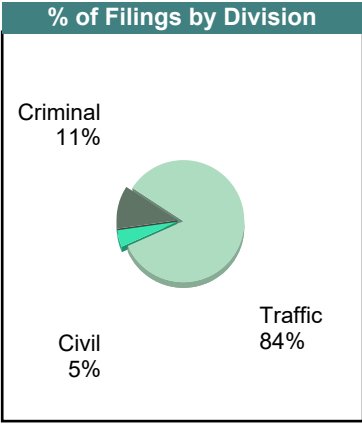
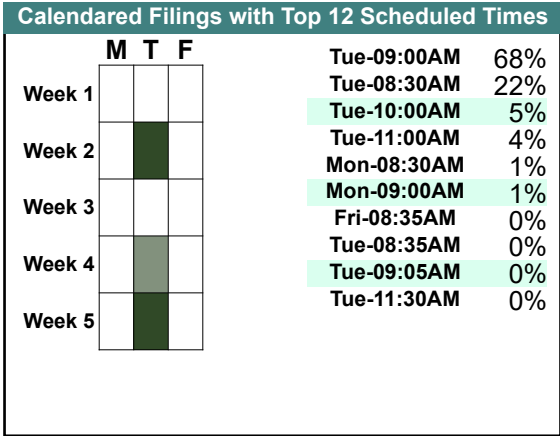
		<u>Filings</u>	<u>Hearings</u>	<u>Transactions</u>	<u>Concluded</u>	<u>Cont</u>
<u>Criminal</u>						
Capias	CA	0	5	5	4	1
Civil Violation	CV	0	1	1	1	-
Felony	F	4	19	19	10	9
Misdemeanor	M	8	44	44	13	31
Show Cause	SC	3	6	6	0	6
Criminal Total		15	75	75	28	47
<u>Traffic</u>						
Capias	CA	0	3	3	3	-
Infraction	I	186	128	213	190	23
Misdemeanor	M	14	41	41	21	20
Show Cause	SC	0	1	1	1	-
Traffic Total		200	173	258	215	43
<u>Civil</u>						
Garnishment	GA	1	1	2	1	1
Interrogatory	IN	0	1	1	0	1
Prelim Prot Order	PP	1	1	2	1	1
Tenants Assertion	TA	1	0	1	1	-
Unlawful Detainer	UD	7	7	8	7	1
Warrant in Debt	WD	12	16	18	12	6
Civil Total		22	26	32	22	10
Surry Totals		237	274	365	265	100



CASELOAD STATISTICS OF THE GENERAL DISTRICT COURTS

June 2018

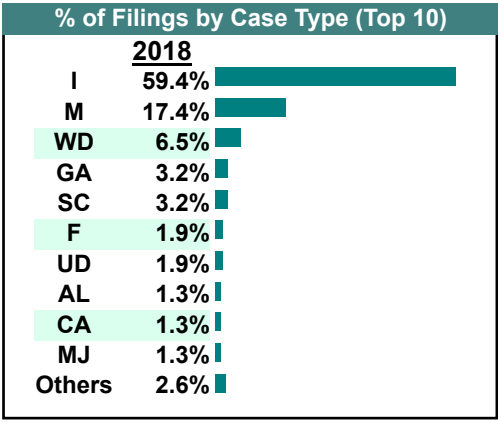
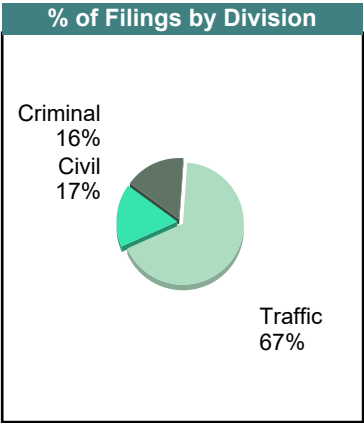
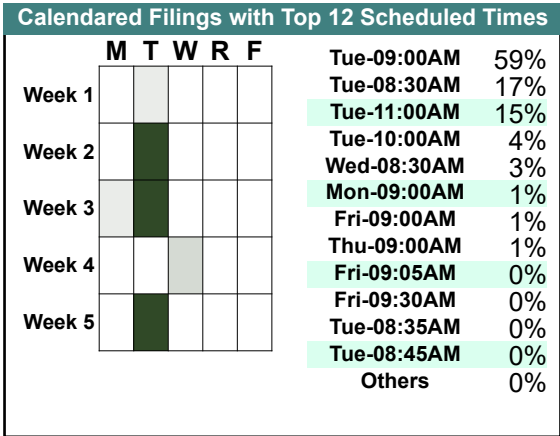
		Filings	Hearings	Transactions	Concluded	Cont
<u>Criminal</u>						
Capias	CA	1	3	3	0	3
Civil Violation	CV	1	1	1	0	1
Felony	F	0	24	24	5	19
Misdemeanor	M	17	41	42	14	28
Show Cause	SC	1	6	6	1	5
Criminal Total		20	75	76	20	56
<u>Traffic</u>						
Capias	CA	3	7	7	1	6
Infraction	I	124	96	146	115	31
Misdemeanor	M	20	49	49	20	29
Show Cause	SC	1	7	7	3	4
Traffic Total		148	159	209	139	70
<u>Civil</u>						
Garnishment	GA	0	1	1	0	1
Impoundment	IM	1	1	1	0	-
Prelim Prot Order	PP	0	0	1	1	-
Unlawful Detainer	UD	3	4	5	4	1
Warrant in Debt	WD	4	6	6	3	3
Civil Total		8	12	14	8	5
Surry Totals		176	246	299	167	131



CASELOAD STATISTICS OF THE GENERAL DISTRICT COURTS

May 2018

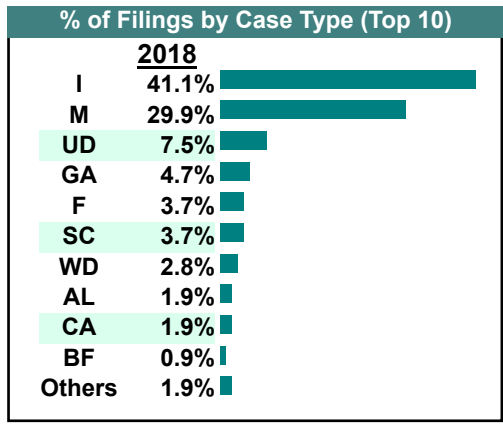
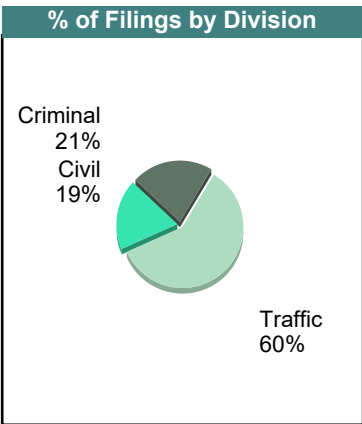
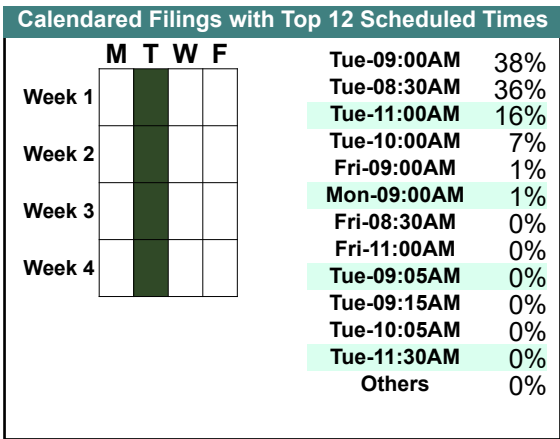
		<u>Filings</u>	<u>Hearings</u>	<u>Transactions</u>	<u>Concluded</u>	<u>Cont</u>
<u>Criminal</u>						
Capias	CA	1	1	1	0	1
Felony	F	3	38	38	18	20
Misdemeanor	M	18	42	42	18	24
Show Cause	SC	3	5	5	1	4
Criminal Total		25	86	86	37	49
<u>Traffic</u>						
Capias	CA	1	6	6	3	3
Infraction	I	92	80	121	100	21
Misdemeanor	M	9	43	43	24	19
Show Cause	SC	2	2	2	0	2
Traffic Total		104	131	172	127	45
<u>Civil</u>						
Admin License	AL	2	0	2	2	-
Garnishment	GA	5	4	8	4	4
Impoundment	IM	1	1	1	0	-
Interrogatory	IN	0	2	3	1	2
Motion for Judgment	MJ	2	2	2	0	-
Protective Order	PO	1	0	1	1	-
Prelim Prot Order	PP	2	3	4	1	3
Unlawful Detainer	UD	3	9	10	4	6
Warrant in Debt	WD	10	20	22	7	15
Civil Total		26	41	53	20	30
Surry Totals		155	258	311	184	124



CASELOAD STATISTICS OF THE GENERAL DISTRICT COURTS

April 2018

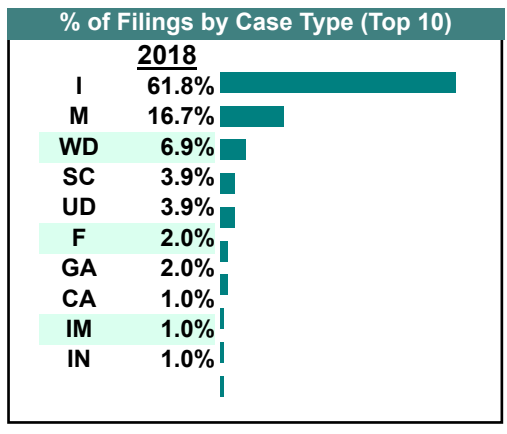
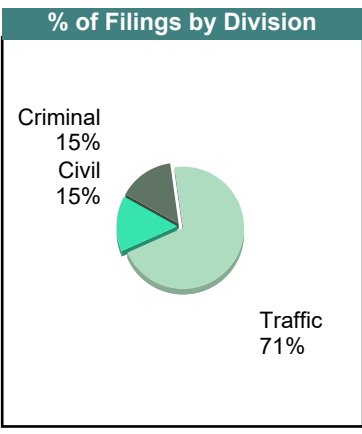

		<u>Filings</u>	<u>Hearings</u>	<u>Transactions</u>	<u>Concluded</u>	<u>Cont</u>
<u>Criminal</u>						
Capias	CA	1	4	4	0	4
Civil Violation	CV	1	2	2	2	-
Felony	F	4	22	22	5	17
Misdemeanor	M	16	44	48	24	24
Show Cause	SC	1	4	4	2	2
Criminal Total		23	76	80	33	47
<u>Traffic</u>						
Capias	CA	1	6	6	2	4
Infraction	I	44	45	72	53	19
Misdemeanor	M	16	51	51	15	36
Show Cause	SC	3	6	6	3	3
Traffic Total		64	108	135	73	62
<u>Civil</u>						
Admin License	AL	2	0	2	2	-
Bond Forfeiture	BF	1	2	2	1	1
Garnishment	GA	5	5	11	6	5
Interrogatory	IN	1	1	1	0	1
Unlawful Detainer	UD	8	7	9	5	4
Warrant in Debt	WD	3	8	18	15	3
Civil Total		20	23	43	29	14
Surry Totals		107	207	258	135	123



CASELOAD STATISTICS OF THE GENERAL DISTRICT COURTS

March 2018

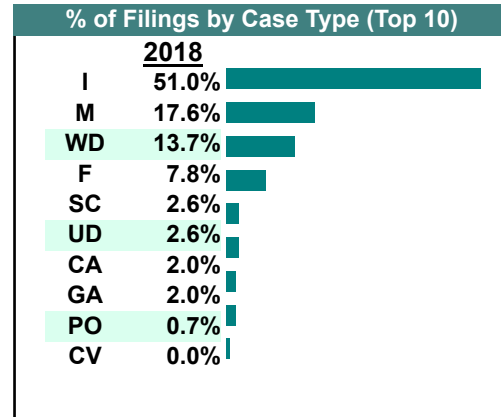
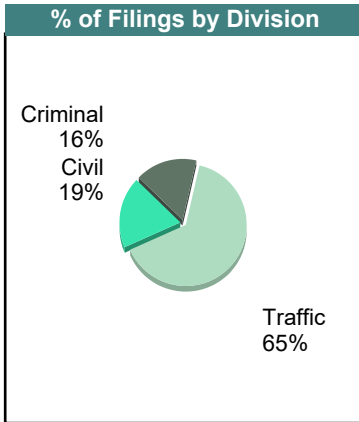
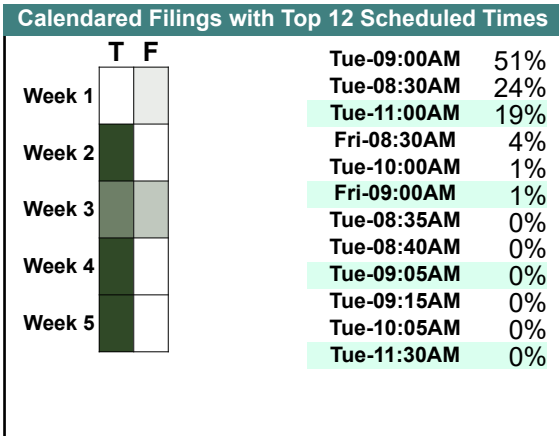
		<u>Filings</u>	<u>Hearings</u>	<u>Transactions</u>	<u>Concluded</u>	<u>Cont</u>
<u>Criminal</u>						
Capias	CA	1	1	1	0	1
Felony	F	2	46	46	17	29
Misdemeanor	M	9	31	31	6	25
Show Cause	SC	3	9	9	3	6
Criminal Total		15	87	87	26	61
<u>Traffic</u>						
Capias	CA	0	3	3	0	3
Infraction	I	63	62	88	57	31
Misdemeanor	M	8	35	35	10	25
Show Cause	SC	1	5	5	3	2
Traffic Total		72	105	131	70	61
<u>Civil</u>						
Garnishment	GA	2	1	4	3	1
Impoundment	IM	1	0	1	1	-
Interrogatory	IN	1	1	1	0	1
Unlawful Detainer	UD	4	2	4	4	-
Warrant in Debt	WD	7	11	17	13	4
Civil Total		15	15	27	21	6
Surry Totals		102	207	245	117	128



CASELOAD STATISTICS OF THE GENERAL DISTRICT COURTS

February 2018

		<u>Filings</u>	<u>Hearings</u>	<u>Transactions</u>	<u>Concluded</u>	<u>Cont</u>
<u>Criminal</u>						
Capias	CA	1	2	2	0	2
Civil Violation	CV	0	3	3	3	-
Felony	F	12	53	53	8	45
Misdemeanor	M	10	45	46	22	24
Show Cause	SC	2	7	7	2	5
Criminal Total		25	110	111	35	76
<u>Traffic</u>						
Capias	CA	2	5	5	2	3
Felony	F	0	1	1	1	-
Infraction	I	78	62	101	81	20
Misdemeanor	M	17	54	54	22	32
Show Cause	SC	2	8	8	5	3
Traffic Total		99	130	169	111	58
<u>Civil</u>						
Garnishment	GA	3	2	3	1	2
Protective Order	PO	1	0	2	2	-
Unlawful Detainer	UD	4	4	5	2	1
Warrant in Debt	WD	21	43	58	35	22
Civil Total		29	49	68	40	25
Surry Totals		153	289	348	186	159

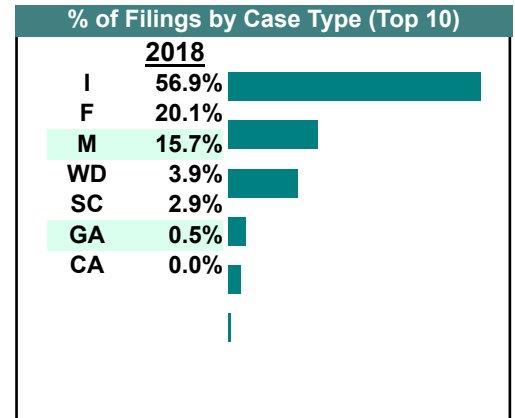
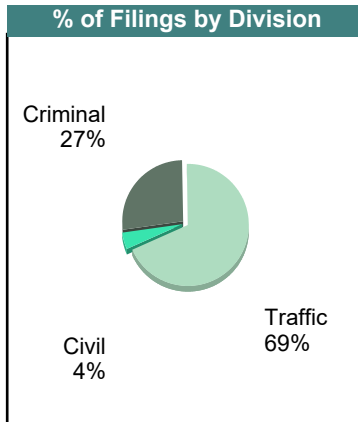
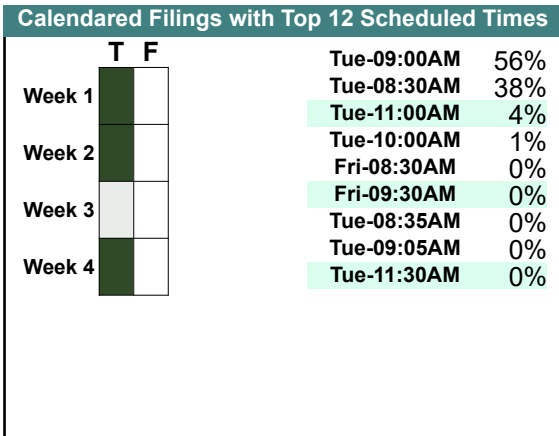


CASELOAD STATISTICS OF THE GENERAL DISTRICT COURTS

January 2018

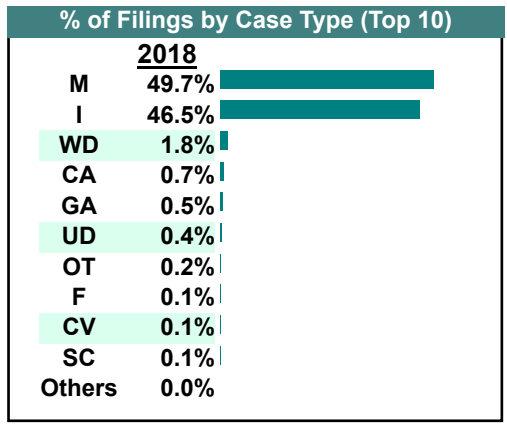
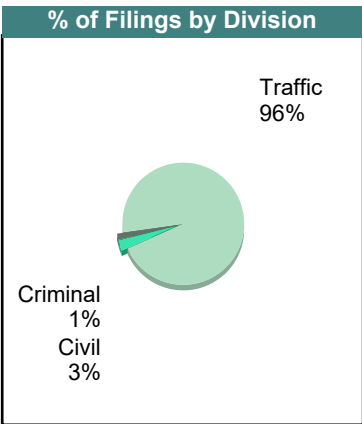
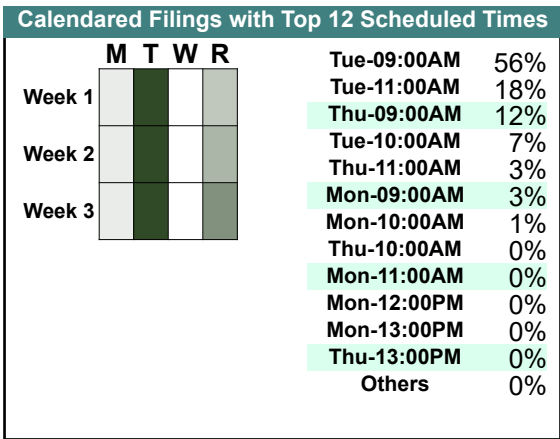
Surry
District: 6

		<u>Filings</u>	<u>Hearings</u>	<u>Transactions</u>	<u>Concluded</u>	<u>Cont</u>
<u>Criminal</u>						
Capias	CA	0	1	1	0	1
Felony	F	41	46	46	3	43
Misdemeanor	M	11	41	43	13	30
Show Cause	SC	3	9	9	2	6
Criminal Total		55	97	99	18	80
<u>Traffic</u>						
Capias	CA	0	6	6	3	3
Infraction	I	116	110	154	119	35
Misdemeanor	M	21	68	68	25	43
Show Cause	SC	3	9	9	2	7
Traffic Total		140	193	237	149	88
<u>Civil</u>						
Garnishment	GA	1	0	1	1	-
Warrant in Debt	WD	8	8	12	6	6
Civil Total		9	8	13	7	6
Surry Totals		204	298	349	174	174



December 2018

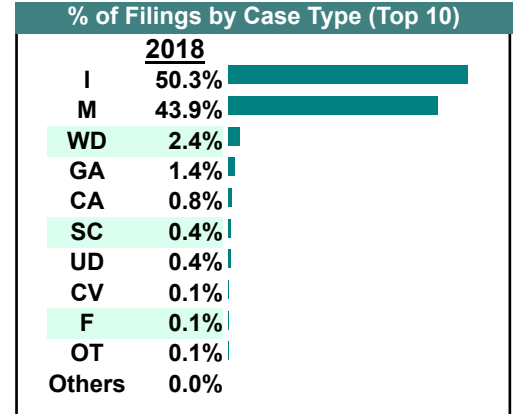
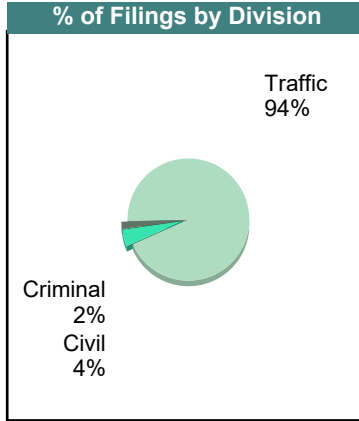
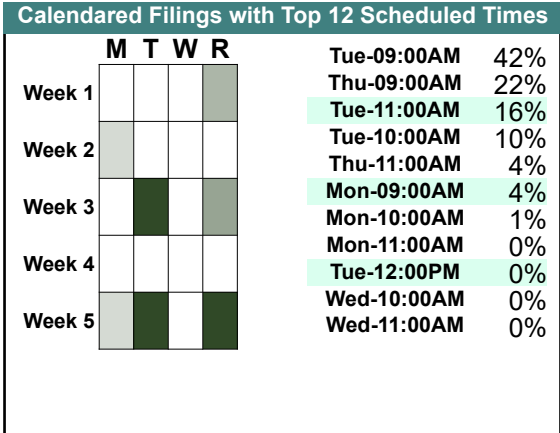
		<u>Filings</u>	<u>Hearings</u>	<u>Transactions</u>	<u>Concluded</u>	<u>Cont</u>
<u>Criminal</u>						
Capias	CA	3	9	9	1	8
Civil Violation	CV	1	1	1	0	1
Felony	F	2	22	22	4	18
Misdemeanor	M	17	44	44	14	30
Show Cause	SC	1	4	4	2	2
Criminal Total		24	80	80	21	59
<u>Traffic</u>						
Capias	CA	9	20	20	4	16
Felony	F	0	3	3	0	3
Infraction	I	764	615	896	765	130
Misdemeanor	M	799	1,074	1,074	765	308
Show Cause	SC	0	12	12	5	7
Traffic Total		1,572	1,724	2,005	1,539	464
<u>Civil</u>						
Garnishment	GA	8	1	8	7	1
Motion for Judgment	MJ	0	0	1	1	-
Other	OT	3	3	3	0	3
Unlawful Detainer	UD	6	6	7	1	6
Warrant in Debt	WD	30	31	36	30	6
Civil Total		47	41	55	39	16
Sussex Totals		1,643	1,845	2,140	1,599	539



CASELOAD STATISTICS OF THE GENERAL DISTRICT COURTS

November 2018

		<u>Filings</u>	<u>Hearings</u>	<u>Transactions</u>	<u>Concluded</u>	<u>Cont</u>
<u>Criminal</u>						
Capias	CA	2	3	3	2	1
Civil Violation	CV	1	1	1	1	-
Felony	F	1	26	26	6	20
Misdemeanor	M	12	41	41	12	28
Show Cause	SC	2	5	5	1	3
Criminal Total		18	76	76	22	52
<u>Traffic</u>						
Capias	CA	5	14	14	6	8
Felony	F	0	2	2	1	1
Infraction	I	459	438	578	465	112
Misdemeanor	M	389	630	630	436	193
Show Cause	SC	2	10	10	2	8
Traffic Total		855	1,094	1,234	910	322
<u>Civil</u>						
Abstract	AJ	0	0	1	1	-
Garnishment	GA	13	1	13	12	1
Motion for Judgment	MJ	0	1	1	1	-
Other	OT	1	1	3	2	-
Unlawful Detainer	UD	4	3	4	3	1
Warrant in Debt	WD	22	22	26	13	13
Civil Total		40	28	48	32	15
Sussex Totals		913	1,198	1,358	964	389



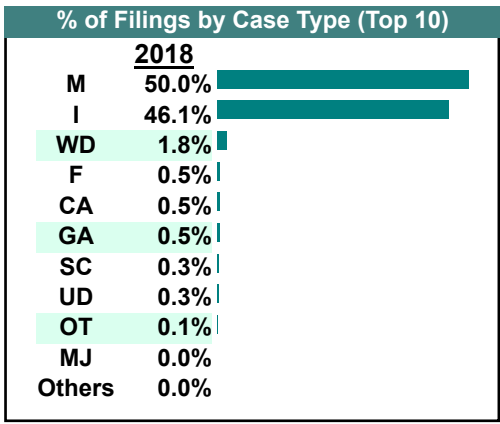
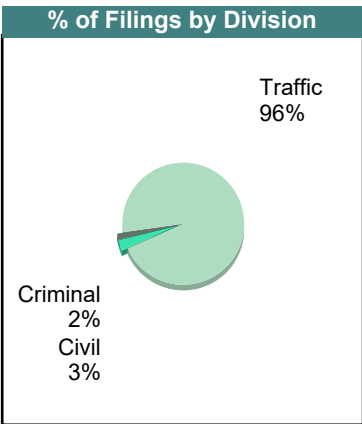
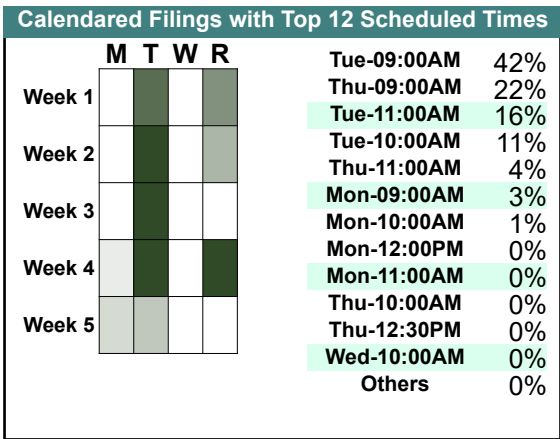
CASELOAD STATISTICS OF THE GENERAL DISTRICT COURTS

October 2018

Sussex

District: 6

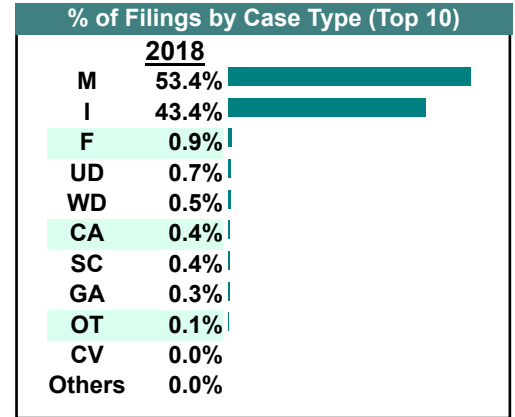
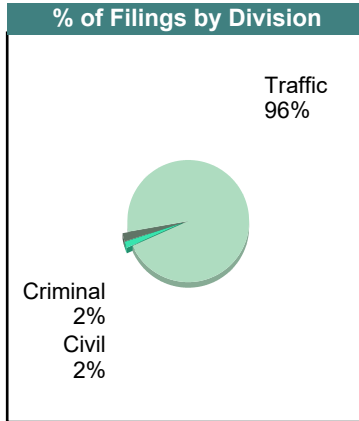
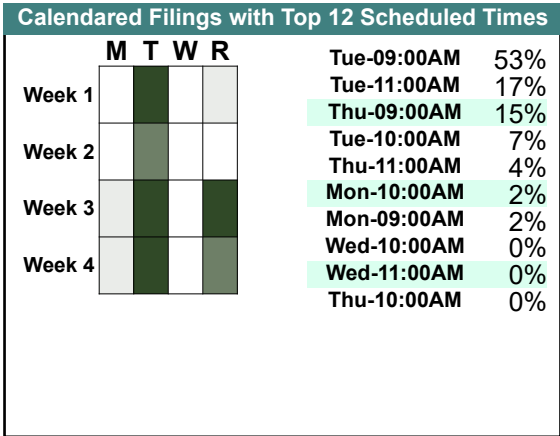
		<u>Filings</u>	<u>Hearings</u>	<u>Transactions</u>	<u>Concluded</u>	<u>Cont</u>
<u>Criminal</u>						
Capias	CA	3	7	7	5	2
Felony	F	8	36	36	12	24
Misdemeanor	M	14	53	53	19	34
Show Cause	SC	2	5	5	1	4
Criminal Total		27	101	101	37	64
<u>Traffic</u>						
Capias	CA	4	19	19	6	13
Felony	F	0	4	4	1	3
Infraction	I	710	655	889	713	176
Misdemeanor	M	757	1,090	1,092	728	364
Show Cause	SC	2	10	10	2	8
Traffic Total		1,473	1,778	2,014	1,450	564
<u>Civil</u>						
Garnishment	GA	7	1	8	7	-
Motion for Judgment	MJ	0	2	2	0	2
Other	OT	2	3	4	3	1
Prelim Prot Order	PP	0	1	1	0	-
Unlawful Detainer	UD	4	3	6	6	-
Warrant in Debt	WD	28	37	44	25	19
Civil Total		41	47	65	41	22
Sussex Totals		1,541	1,926	2,180	1,528	650



CASELOAD STATISTICS OF THE GENERAL DISTRICT COURTS

September 2018

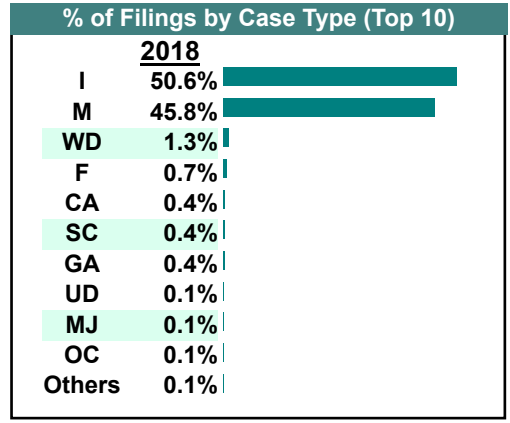
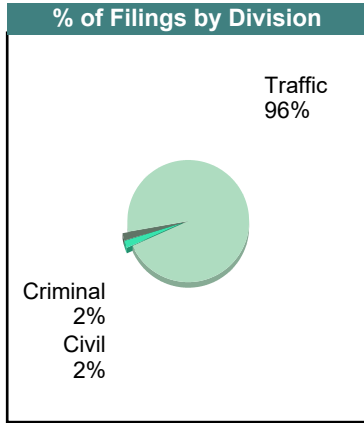
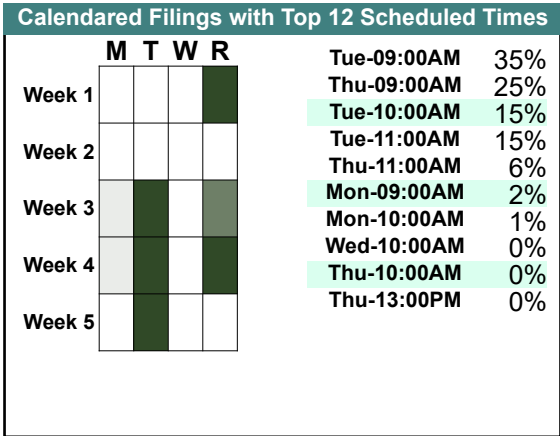
		<u>Filings</u>	<u>Hearings</u>	<u>Transactions</u>	<u>Concluded</u>	<u>Cont</u>
<u>Criminal</u>						
Capias	CA	0	1	1	1	-
Civil Violation	CV	0	2	2	2	-
Felony	F	11	41	41	6	35
Misdemeanor	M	16	51	51	15	36
Show Cause	SC	2	3	3	0	3
Criminal Total		29	98	98	24	74
<u>Traffic</u>						
Capias	CA	5	21	21	10	11
Felony	F	0	3	3	2	1
Infraction	I	529	471	655	528	125
Misdemeanor	M	635	880	883	628	252
Show Cause	SC	3	16	16	8	8
Traffic Total		1,172	1,391	1,578	1,176	397
<u>Civil</u>						
Garnishment	GA	4	1	5	4	1
Motion for Judgment	MJ	0	1	1	0	1
Overweight	OC	0	0	2	2	-
Other	OT	1	0	1	1	-
Prelim Prot Order	PP	0	0	1	1	-
Unlawful Detainer	UD	8	8	8	7	1
Warrant in Debt	WD	6	6	9	8	1
Civil Total		19	16	27	23	4
Sussex Totals		1,220	1,505	1,703	1,223	475



CASELOAD STATISTICS OF THE GENERAL DISTRICT COURTS

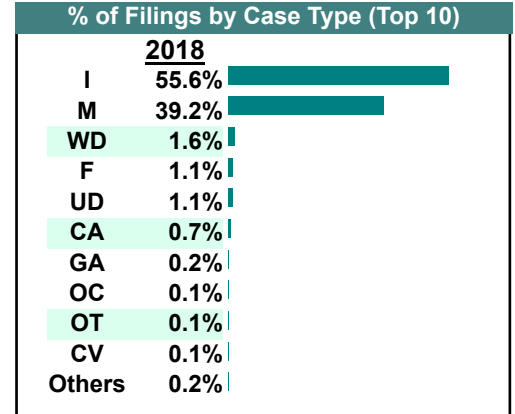
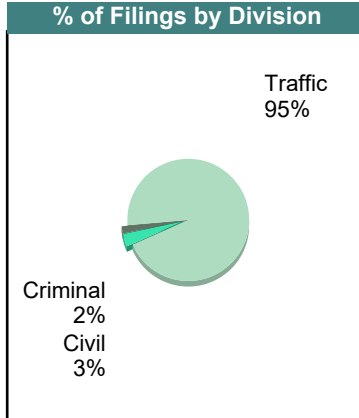
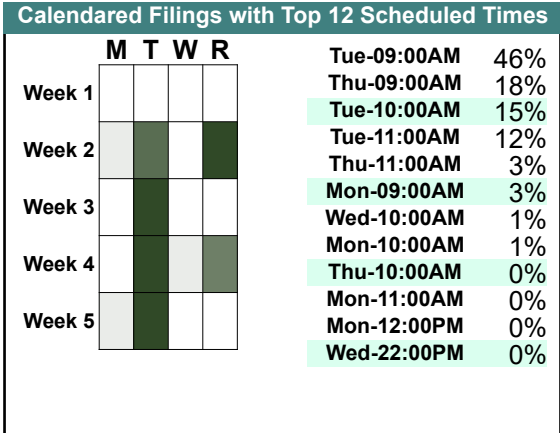
August 2018

		<u>Filings</u>	<u>Hearings</u>	<u>Transactions</u>	<u>Concluded</u>	<u>Cont</u>
<u>Criminal</u>						
Capias	CA	1	4	4	2	2
Civil Violation	CV	0	2	2	0	2
Felony	F	9	41	41	22	19
Misdemeanor	M	16	41	42	16	26
Show Cause	SC	0	2	2	1	1
Criminal Total		26	90	91	41	50
<u>Traffic</u>						
Capias	CA	5	24	24	8	16
Felony	F	1	2	2	0	2
Infraction	I	715	576	867	711	155
Misdemeanor	M	631	911	912	615	296
Show Cause	SC	6	18	18	3	15
Traffic Total		1,358	1,531	1,823	1,337	484
<u>Civil</u>						
Garnishment	GA	5	1	5	4	1
Motion for Judgment	MJ	1	1	1	0	1
Overweight	OC	1	0	1	1	-
Other	OT	0	2	2	1	1
Prelim Prot Order	PP	1	1	1	0	1
Unlawful Detainer	UD	2	3	4	4	-
Warrant in Debt	WD	18	21	29	22	7
Civil Total		28	29	43	32	11
Sussex Totals		1,412	1,650	1,957	1,410	545

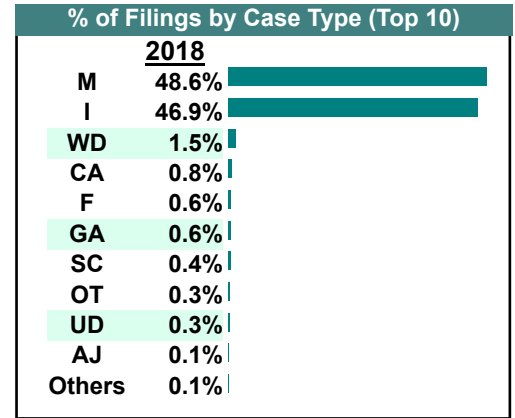
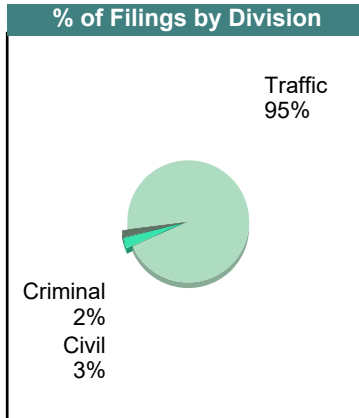
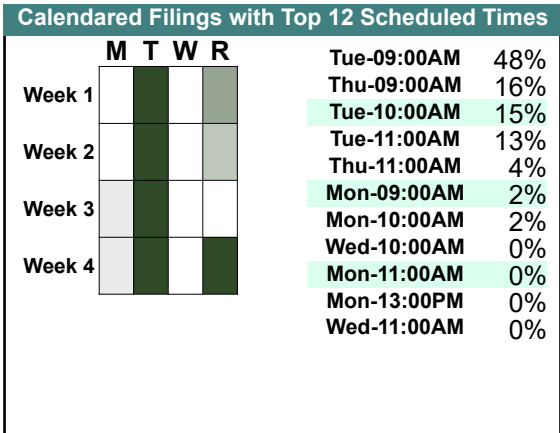


July 2018

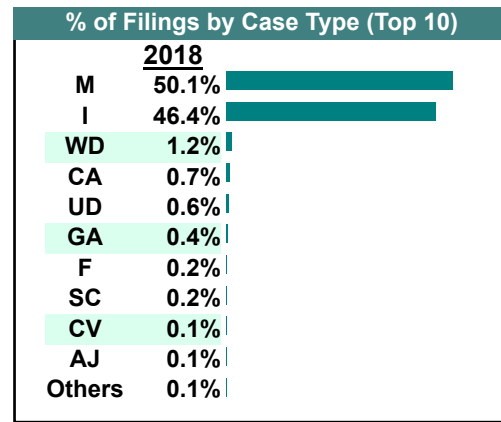
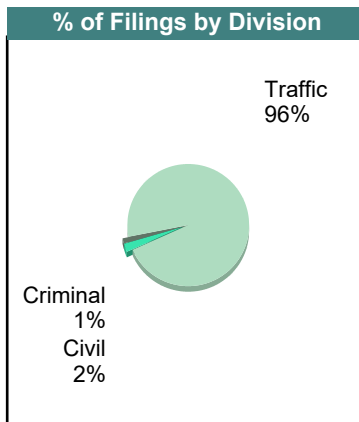
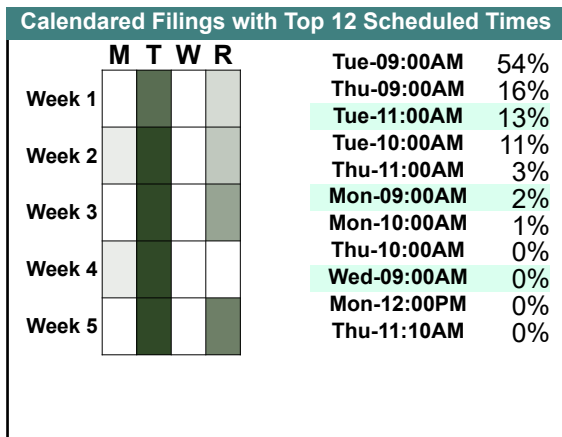
		<u>Filings</u>	<u>Hearings</u>	<u>Transactions</u>	<u>Concluded</u>	<u>Cont</u>
<u>Criminal</u>						
Capias	CA	1	9	9	4	5
Civil Violation	CV	1	2	2	1	1
Felony	F	13	42	42	14	28
Misdemeanor	M	15	40	40	18	22
Show Cause	SC	1	3	3	1	2
Criminal Total		31	96	96	38	58
<u>Traffic</u>						
Capias	CA	9	22	22	5	17
Felony	F	4	11	11	1	10
Infraction	I	843	682	1,015	842	172
Misdemeanor	M	580	862	863	594	268
Show Cause	SC	0	12	12	4	8
Traffic Total		1,436	1,589	1,923	1,446	475
<u>Civil</u>						
Detinue	DT	1	0	1	1	-
Garnishment	GA	3	0	3	3	-
Interrogatory	IN	1	0	2	2	-
Overweight	OC	2	2	2	0	2
Other	OT	2	2	3	1	2
Show Cause	SC	0	0	1	1	-
Unlawful Detainer	UD	16	11	17	14	3
Warrant in Debt	WD	25	27	33	26	7
Civil Total		50	42	62	48	14
Sussex Totals		1,517	1,727	2,081	1,532	547



		Filings	Hearings	Transactions	Concluded	Cont
<u>Criminal</u>						
Capias	CA	4	8	8	0	8
Felony	F	6	52	52	11	41
Misdemeanor	M	17	56	57	21	36
Show Cause	SC	0	2	2	1	1
Criminal Total		27	118	119	33	86
<u>Traffic</u>						
Capias	CA	7	27	27	13	14
Felony	F	2	6	6	2	4
Infraction	I	668	542	821	700	120
Misdemeanor	M	676	939	943	672	264
Show Cause	SC	6	14	14	3	11
Traffic Total		1,359	1,528	1,811	1,390	413
<u>Civil</u>						
Abstract	AJ	1	1	1	0	1
Admin License	AL	0	0	1	1	-
Garnishment	GA	8	0	9	9	-
Motion for Judgment	MJ	1	1	1	0	1
Other	OT	4	1	5	4	1
Unlawful Detainer	UD	4	5	6	6	-
Warrant in Debt	WD	21	30	32	21	11
Civil Total		39	38	55	41	14
Sussex Totals		1,425	1,684	1,985	1,464	513

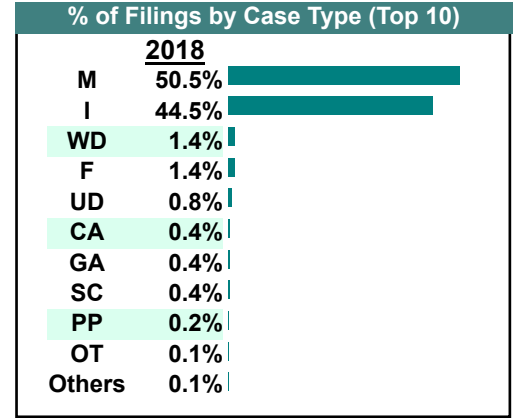
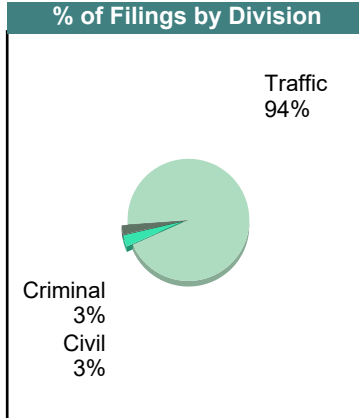
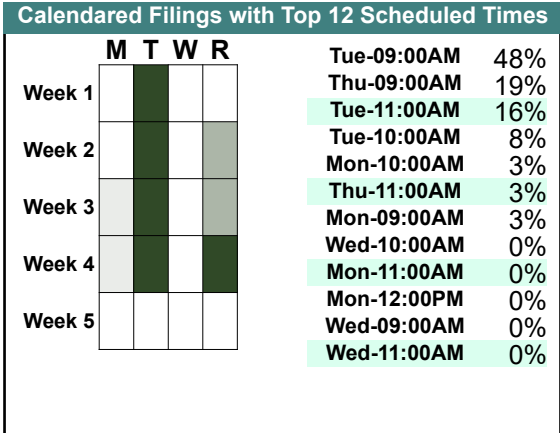


		Filings	Hearings	Transactions	Concluded	Cont
<u>Criminal</u>						
Capias	CA	2	10	10	3	7
Civil Violation	CV	2	2	2	0	2
Felony	F	2	55	55	22	33
Misdemeanor	M	16	49	49	24	25
Show Cause	SC	0	1	1	0	1
Criminal Total		22	117	117	49	68
<u>Traffic</u>						
Capias	CA	10	27	27	6	21
Felony	F	1	6	6	2	4
Infraction	I	802	634	947	787	160
Misdemeanor	M	850	1,176	1,179	876	303
Show Cause	SC	3	8	8	1	7
Traffic Total		1,666	1,851	2,167	1,672	495
<u>Civil</u>						
Abstract	AJ	1	0	1	1	-
Admin License	AL	0	1	1	0	1
Garnishment	GA	7	0	7	7	-
Interrogatory	IN	1	1	1	0	1
Other	OT	0	1	1	0	1
Protective Order	PO	1	0	1	1	-
Prelim Prot Order	PP	0	1	2	1	-
Show Cause	SC	0	1	1	0	1
Unlawful Detainer	UD	10	10	11	9	2
Warrant in Debt	WD	20	22	27	16	11
Civil Total		40	37	53	35	17
Sussex Totals		1,728	2,005	2,337	1,756	580



April 2018

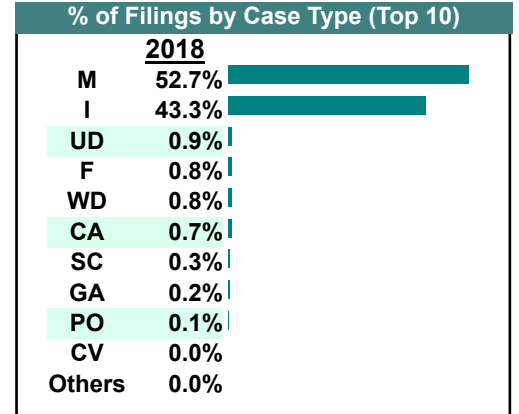
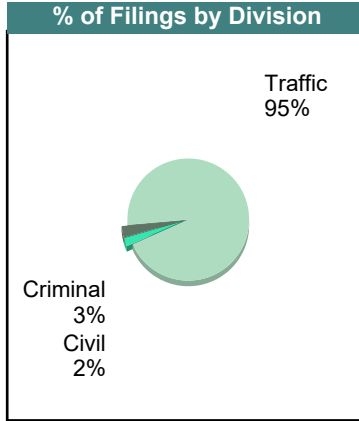
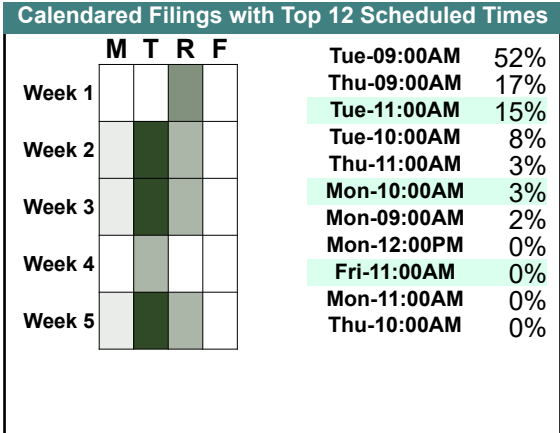
		<u>Filings</u>	<u>Hearings</u>	<u>Transactions</u>	<u>Concluded</u>	<u>Cont</u>
<u>Criminal</u>						
Capias	CA	2	8	8	3	5
Felony	F	19	46	46	6	40
Misdemeanor	M	13	72	72	30	42
Show Cause	SC	2	5	5	2	2
Criminal Total		36	131	131	41	89
<u>Traffic</u>						
Capias	CA	3	20	20	8	12
Civil Violation	CV	0	1	1	1	-
Felony	F	0	4	4	1	3
Infraction	I	625	535	772	624	145
Misdemeanor	M	696	969	972	684	286
Show Cause	SC	3	6	6	2	4
Traffic Total		1,327	1,535	1,775	1,320	450
<u>Civil</u>						
Abstract	AJ	1	0	1	1	-
Garnishment	GA	5	1	5	4	1
Other	OT	2	2	5	3	2
Protective Order	PO	0	1	1	0	-
Prelim Prot Order	PP	3	3	3	0	3
Show Cause	SC	0	2	2	0	1
Unlawful Detainer	UD	11	8	18	16	2
Warrant in Debt	WD	20	35	43	31	12
Civil Total		42	52	78	55	21
Sussex Totals		1,405	1,718	1,984	1,416	560



CASELOAD STATISTICS OF THE GENERAL DISTRICT COURTS

March 2018

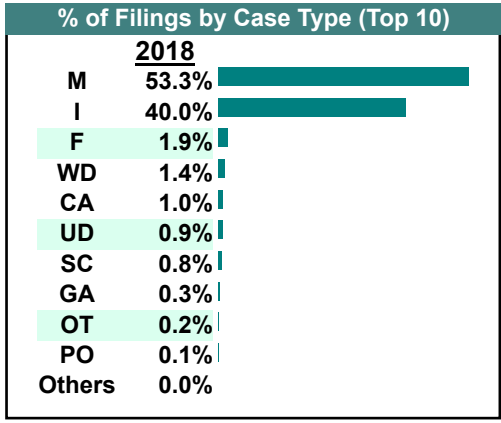
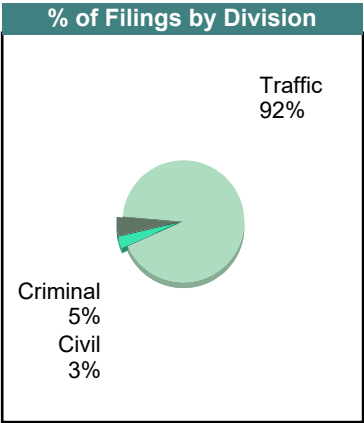
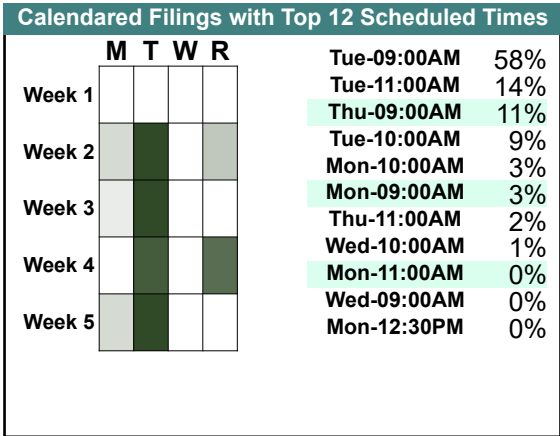
		<u>Filings</u>	<u>Hearings</u>	<u>Transactions</u>	<u>Concluded</u>	<u>Cont</u>
<u>Criminal</u>						
Capias	CA	2	9	9	5	4
Felony	F	10	60	60	7	53
Misdemeanor	M	23	92	92	41	50
Show Cause	SC	2	12	12	7	5
Criminal Total		37	173	173	60	112
<u>Traffic</u>						
Capias	CA	7	31	31	7	24
Civil Violation	CV	0	3	3	2	1
Felony	F	0	2	2	1	1
Infraction	I	530	572	767	598	165
Misdemeanor	M	622	1,026	1,028	726	301
Show Cause	SC	1	9	9	2	7
Traffic Total		1,160	1,643	1,840	1,336	499
<u>Civil</u>						
Garnishment	GA	3	0	4	4	-
Other	OT	0	2	4	2	2
Protective Order	PO	1	1	1	0	1
Show Cause	SC	1	1	2	1	1
Unlawful Detainer	UD	11	8	12	8	3
Warrant in Debt	WD	10	16	21	10	10
Civil Total		26	28	44	25	17
Sussex Totals		1,223	1,844	2,057	1,421	628



CASELOAD STATISTICS OF THE GENERAL DISTRICT COURTS

February 2018

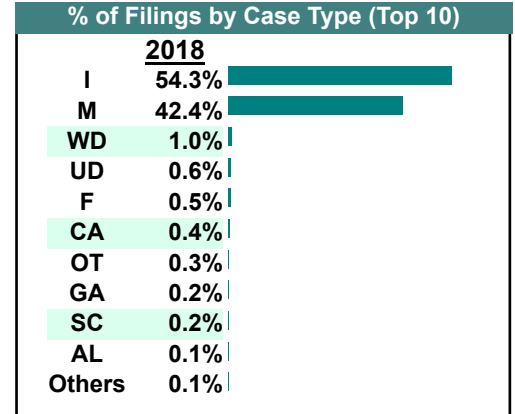
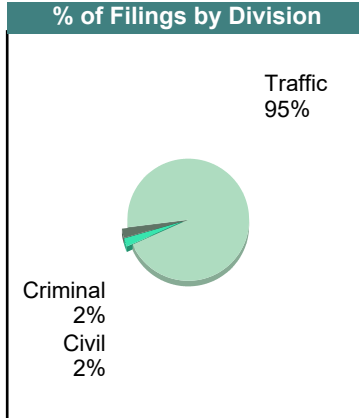
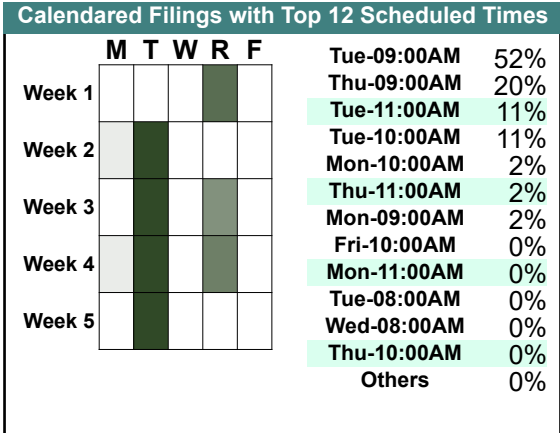
		<u>Filings</u>	<u>Hearings</u>	<u>Transactions</u>	<u>Concluded</u>	<u>Cont</u>
<u>Criminal</u>						
Capias	CA	1	10	10	3	7
Felony	F	26	66	66	19	47
Misdemeanor	M	41	93	96	39	57
Show Cause	SC	6	14	14	5	9
Criminal Total		74	183	186	66	120
<u>Traffic</u>						
Capias	CA	14	26	26	5	21
Civil Violation	CV	0	1	1	1	-
Felony	F	2	6	6	2	4
Infraction	I	575	571	819	658	159
Misdemeanor	M	726	1,096	1,098	733	359
Show Cause	SC	5	12	12	3	9
Traffic Total		1,322	1,712	1,962	1,402	552
<u>Civil</u>						
Garnishment	GA	5	0	5	5	-
Interrogatory	IN	0	0	1	1	-
Other	OT	3	6	7	2	4
Protective Order	PO	1	0	1	1	-
Show Cause	SC	0	2	3	1	2
Unlawful Detainer	UD	13	11	16	12	4
Warrant in Debt	WD	20	28	34	20	12
Civil Total		42	47	67	42	22
Sussex Totals		1,438	1,942	2,215	1,510	694



CASELOAD STATISTICS OF THE GENERAL DISTRICT COURTS

January 2018

		<u>Filings</u>	<u>Hearings</u>	<u>Transactions</u>	<u>Concluded</u>	<u>Cont</u>
<u>Criminal</u>						
Capias	CA	4	13	13	3	10
Felony	F	8	44	44	5	39
Misdemeanor	M	35	94	94	25	69
Show Cause	SC	0	6	6	1	5
Criminal Total		47	157	157	34	123
<u>Traffic</u>						
Capias	CA	4	18	18	2	16
Civil Violation	CV	0	2	2	0	2
Felony	F	2	3	3	1	2
Infraction	I	1,029	946	1,232	909	314
Misdemeanor	M	768	1,186	1,192	791	391
Show Cause	SC	2	10	10	0	10
Traffic Total		1,805	2,165	2,457	1,703	735
<u>Civil</u>						
Admin License	AL	1	1	1	0	1
Detinue	DT	1	0	1	1	-
Garnishment	GA	3	1	3	2	1
Interrogatory	IN	0	1	1	0	1
Other	OT	5	5	5	0	3
Show Cause	SC	1	5	6	1	5
Unlawful Detainer	UD	12	13	15	11	4
Warrant in Debt	WD	19	36	44	20	23
Civil Total		42	62	76	35	38
Sussex Totals		1,894	2,384	2,690	1,772	896



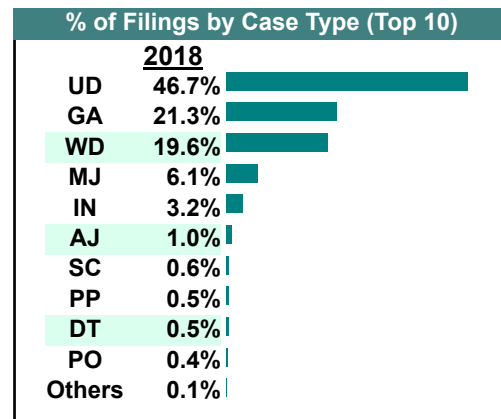
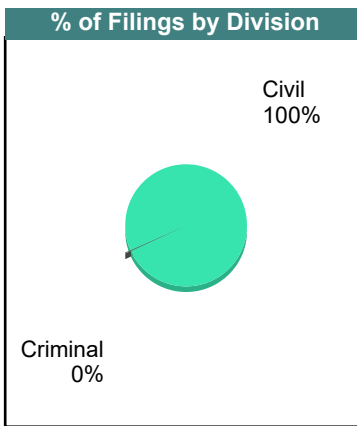
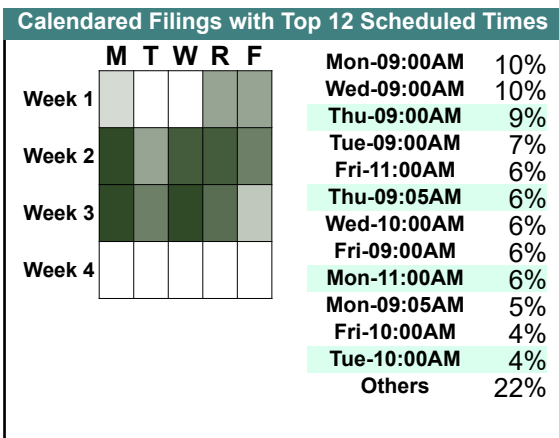
Filings by Court & Division

	Brunswick	Emporia	Greenville	Hopewell	Prince George	Surry	Sussex	Total	
C	Misdemeanor	345 10%	442 13%	199 6%	1,281 38%	726 21%	154 5%	235 7%	3,382
	Felony	89 6%	205 13%	222 14%	488 31%	389 24%	81 5%	115 7%	1,589
	Capias	82 16%	63 12%	34 7%	180 35%	116 22%	17 3%	25 5%	517
	Show Cause	28 8%	75 23%	36 11%	82 25%	72 22%	19 6%	18 5%	330
	Civil Violation	5 7%	14 19%	7 9%	27 36%	9 12%	8 11%	5 7%	75
	Motion	- 0%	- 0%	- 0%	2 100%	- 0%	- 0%	- 0%	2
	Total	549 9%	799 14%	498 8%	2,060 35%	1,312 22%	279 5%	398 7%	5,895
T	Infraction	12,851 27%	8,188 17%	4,735 10%	5,308 11%	6,186 13%	1,296 3%	8,249 18%	46,813
	Misdemeanor	9,161 24%	1,561 4%	11,191 30%	5,005 13%	2,642 7%	188 0%	8,129 21%	37,877
	Capias	106 16%	45 7%	54 8%	215 33%	143 22%	10 2%	82 13%	655
	Show Cause	14 4%	49 13%	29 8%	137 35%	102 26%	22 6%	33 9%	386
	Felony	2 3%	5 7%	9 13%	27 38%	16 22%	1 1%	12 17%	72
	Civil Violation	2 7%	- 0%	- 0%	- 0%	25 93%	- 0%	- 0%	27
	Motion	1 100%	- 0%	- 0%	- 0%	- 0%	- 0%	- 0%	1
	Restricted O/L	- 0%	- 0%	- 0%	1 100%	- 0%	- 0%	- 0%	1
	Total	22,137 26%	9,848 11%	16,018 19%	10,693 12%	9,114 11%	1,517 2%	16,505 19%	85,832
V	Warrant in Debt	306 9%	661 20%	257 8%	991 30%	778 23%	111 3%	239 7%	3,343
	Unlawful Detainer	107 4%	107 4%	120 5%	1,302 51%	779 30%	45 2%	101 4%	2,561
	Garnishment	132 5%	764 31%	134 5%	911 36%	453 18%	37 1%	71 3%	2,502
	Interrogatory	9 1%	344 56%	226 37%	30 5%	1 0%	2 0%	2 0%	614
	Detinue	3 1%	158 71%	14 6%	32 14%	10 5%	2 1%	2 1%	221
	Admin License	28 15%	61 33%	13 7%	28 15%	44 24%	11 6%	1 1%	186
	Prelim Prot Order	6 6%	3 3%	5 5%	55 53%	27 26%	4 4%	4 4%	104

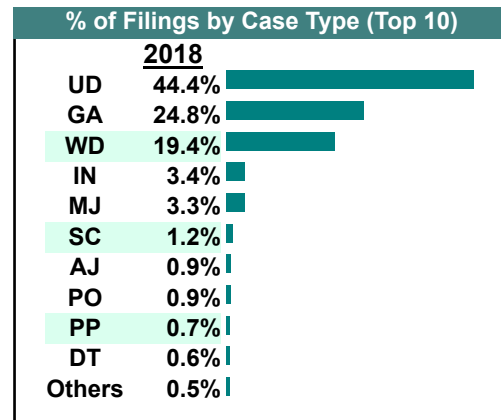
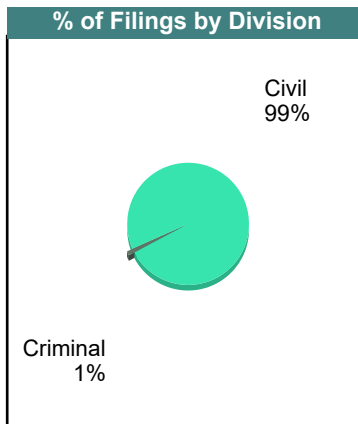
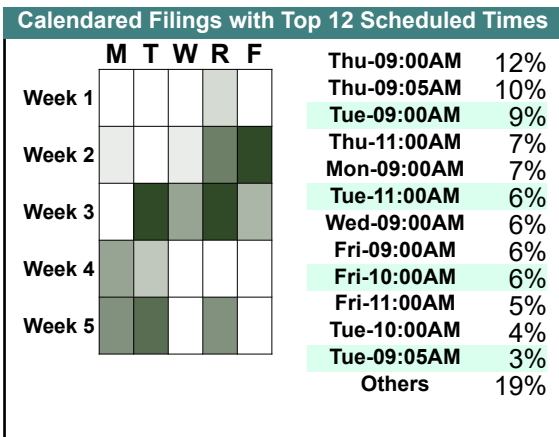
	Brunswick	Emporia	Greensville	Hopewell	Prince George	Surry	Sussex	Total
V Protective Order	5	3	2	53	13	3	3	82
	6%	4%	2%	65%	16%	4%	4%	
Show Cause	7	12	6	26	15	-	2	68
	10%	18%	9%	38%	22%	0%	3%	
Impoundment	5	26	1	-	21	3	-	56
	9%	46%	2%	0%	38%	5%	0%	
Other	2	6	2	2	17	-	23	52
	4%	12%	4%	4%	33%	0%	44%	
Bond Forfeiture	13	8	11	11	1	3	-	47
	28%	17%	23%	23%	2%	6%	0%	
Overweight	11	-	1	-	22	-	3	37
	30%	0%	3%	0%	59%	0%	8%	
Motion for Judgment	3	3	2	11	6	6	2	33
	9%	9%	6%	33%	18%	18%	6%	
Abstract	3	2	6	12	4	-	3	30
	10%	7%	20%	40%	13%	0%	10%	
Capias	2	4	1	1	-	-	-	8
	25%	50%	13%	13%	0%	0%	0%	
Tenants Assertion	-	-	-	3	3	1	-	7
	0%	0%	0%	43%	43%	14%	0%	
Petition-Restore Arms	-	-	1	2	-	1	-	4
	0%	0%	25%	50%	0%	25%	0%	
Attachment	-	-	-	-	1	-	-	1
	0%	0%	0%	0%	100%	0%	0%	
Counter Claim	-	-	-	1	-	-	-	1
	0%	0%	0%	100%	0%	0%	0%	
Interrogatory-Not	-	-	-	1	-	-	-	1
	0%	0%	0%	100%	0%	0%	0%	
Total	642	2,162	802	3,472	2,195	229	456	9,958
	6%	22%	8%	35%	22%	2%	5%	
Total	23,328	12,809	17,318	16,225	12,621	2,025	17,359	101,685
	23%	13%	17%	16%	12%	2%	17%	

December 2018

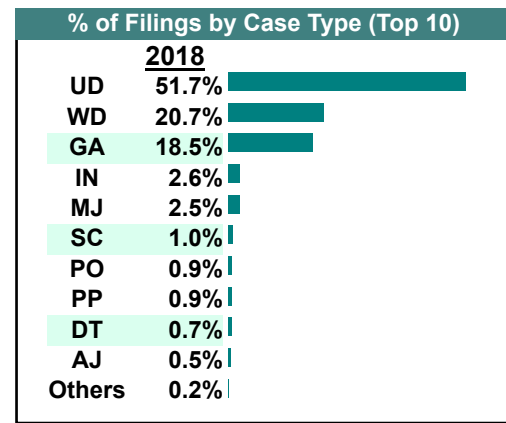
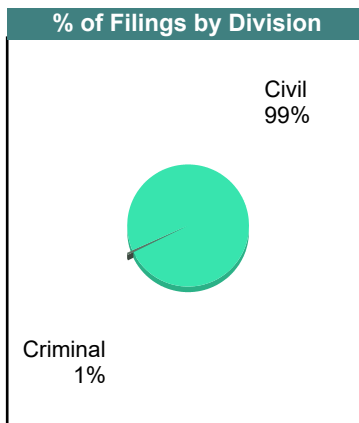
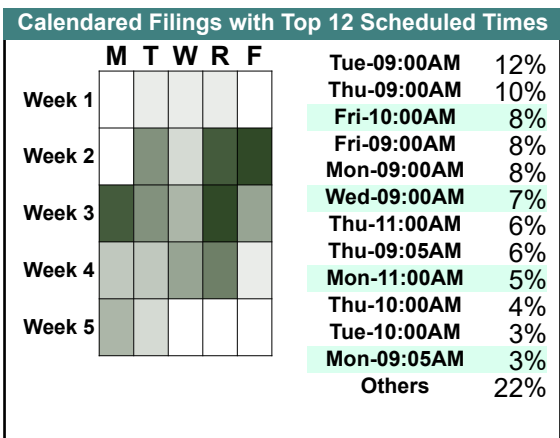
		<u>Filings</u>	<u>Hearings</u>	<u>Transactions</u>	<u>Concluded</u>	<u>Cont</u>
<u>Criminal</u>						
Show Cause	SC	9	9	9	9	-
Criminal Total		9	9	9	9	0
<u>Civil</u>						
Abstract	AJ	29	0	29	29	-
Counter Claim	CC	1	2	2	0	2
Detinue	DT	14	13	16	8	8
Garnishment	GA	591	126	705	579	126
Interrogatory	IN	88	54	99	45	54
Motion for Judgment	MJ	169	127	187	155	32
Protective Order	PO	10	7	16	9	7
Prelim Prot Order	PP	15	2	16	14	2
Show Cause	SC	7	6	10	6	4
Tenants Assertion	TA	2	3	6	4	2
Unlawful Detainer	UD	1,293	910	1,368	1,278	90
Warrant in Debt	WD	542	549	693	546	147
Civil Total		2,761	1,799	3,147	2,673	474
Newport News-Civil Totals		2,770	1,808	3,156	2,682	474



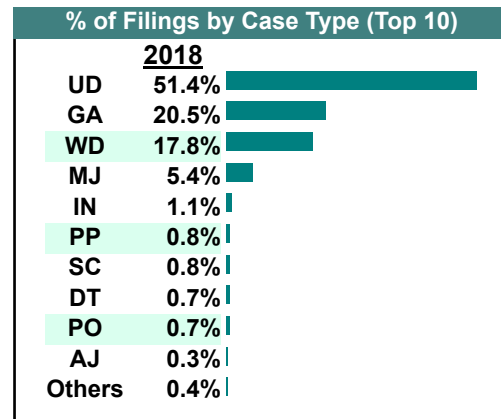
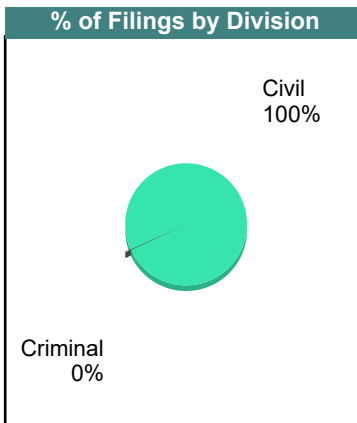
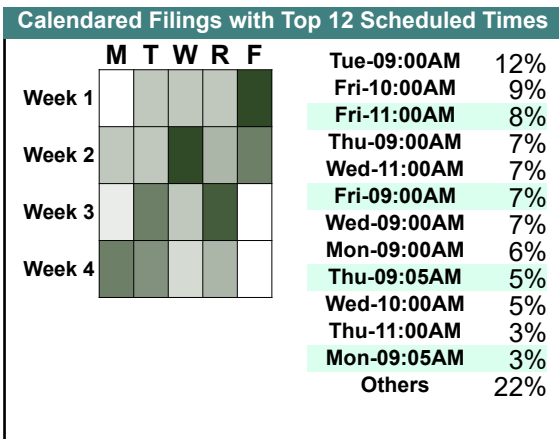
		<u>Filings</u>	<u>Hearings</u>	<u>Transactions</u>	<u>Concluded</u>	<u>Cont</u>
<u>Criminal</u>						
Show Cause	SC	25	26	26	23	3
Criminal Total		25	26	26	23	3
<u>Civil</u>						
Abstract	AJ	23	0	23	23	-
Counter Claim	CC	2	2	3	2	1
Custody Relief	CR	1	1	1	0	1
Detinue	DT	15	9	15	10	5
Garnishment	GA	634	135	735	600	135
Interrogatory	IN	87	42	116	74	42
Motion for Judgment	MJ	84	73	110	86	24
Overweight	OC	3	0	6	6	-
Other	OT	0	0	1	1	-
Protective Order	PO	23	5	26	21	5
Prelim Prot Order	PP	17	2	17	15	2
Show Cause	SC	5	2	7	5	2
Tenants Assertion	TA	6	5	8	4	4
Third Party Claim	TH	2	1	2	1	1
Unlawful Detainer	UD	1,137	867	1,209	1,118	91
Warrant in Debt	WD	497	458	652	508	144
Civil Total		2,536	1,602	2,931	2,474	457
Newport News-Civil Totals		2,561	1,628	2,957	2,497	460



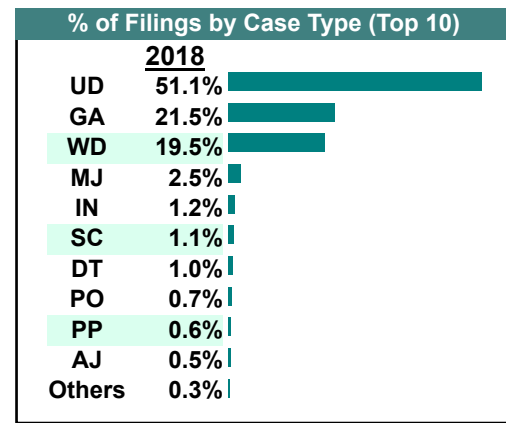
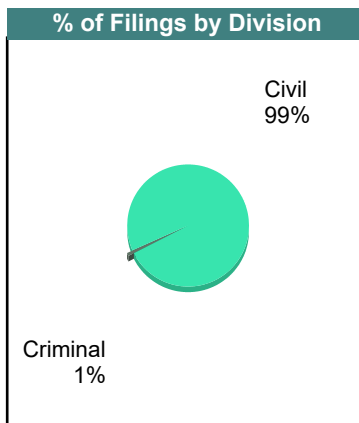
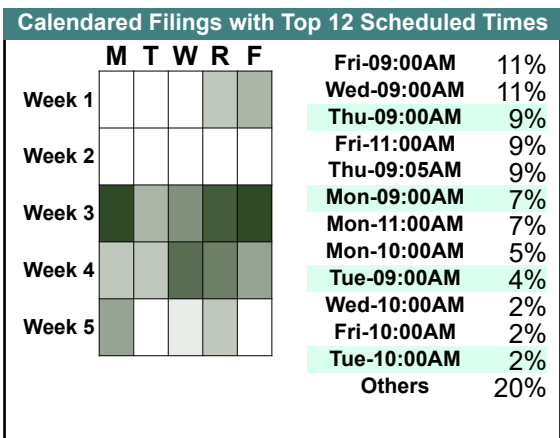
		<u>Filings</u>	<u>Hearings</u>	<u>Transactions</u>	<u>Concluded</u>	<u>Cont</u>
<u>Criminal</u>						
Capias	CA	1	1	1	1	-
Show Cause	SC	16	18	18	16	2
Criminal Total		17	19	19	17	2
<u>Civil</u>						
Abstract	AJ	15	0	15	15	-
Counter Claim	CC	1	1	2	1	1
Detinue	DT	21	10	25	25	-
Garnishment	GA	519	116	655	539	116
Interrogatory	IN	72	40	94	54	40
Motion for Judgment	MJ	69	74	108	94	14
Other	OT	2	1	2	1	1
Protective Order	PO	24	5	34	29	5
Prelim Prot Order	PP	24	0	24	24	-
Show Cause	SC	11	6	12	9	3
Tenants Assertion	TA	2	3	5	3	2
Unlawful Detainer	UD	1,453	1,053	1,569	1,458	111
Warrant in Debt	WD	583	594	801	620	181
Civil Total		2,796	1,903	3,346	2,872	474
Newport News-Civil Totals		2,813	1,922	3,365	2,889	476



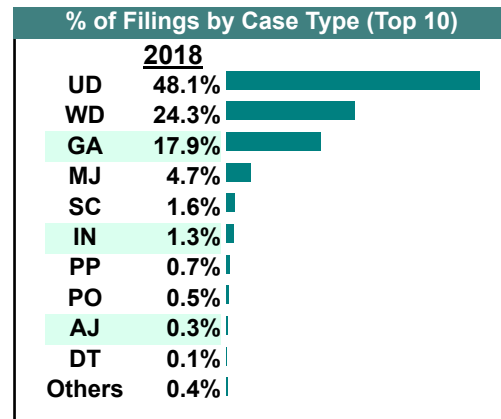
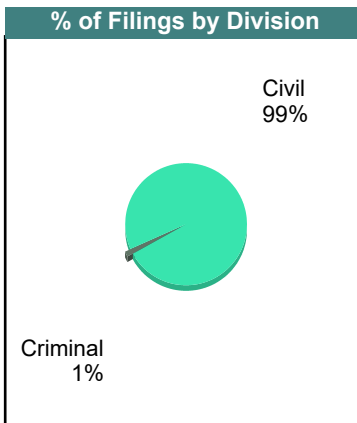
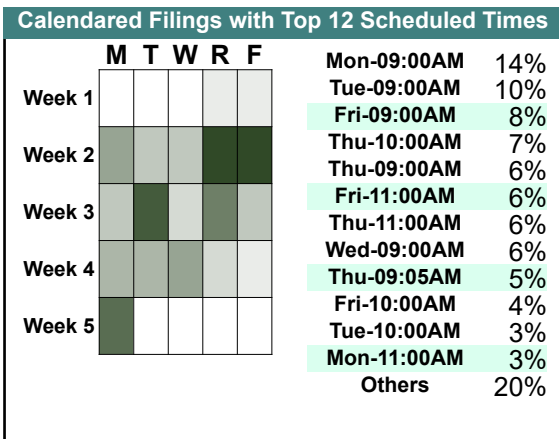
		<u>Filings</u>	<u>Hearings</u>	<u>Transactions</u>	<u>Concluded</u>	<u>Cont</u>
<u>Criminal</u>						
Capias	CA	2	5	5	3	2
Show Cause	SC	8	16	16	7	5
Criminal Total		10	21	21	10	7
<u>Civil</u>						
Abstract	AJ	9	0	9	9	-
Counter Claim	CC	2	4	5	2	3
Detinue	DT	19	9	22	19	3
Garnishment	GA	534	201	740	539	201
Interrogatory	IN	28	20	48	28	20
Motion for Judgment	MJ	142	151	200	128	72
Overweight	OC	1	1	1	0	1
Other	OT	2	1	2	1	1
Protective Order	PO	19	8	26	18	8
Prelim Prot Order	PP	22	0	22	22	-
Show Cause	SC	13	1	15	14	1
Tenants Assertion	TA	3	4	7	5	2
Unlawful Detainer	UD	1,342	1,159	1,619	1,328	291
Warrant in Debt	WD	464	560	723	488	235
Civil Total		2,600	2,119	3,439	2,601	838
Newport News-Civil Totals		2,610	2,140	3,460	2,611	845



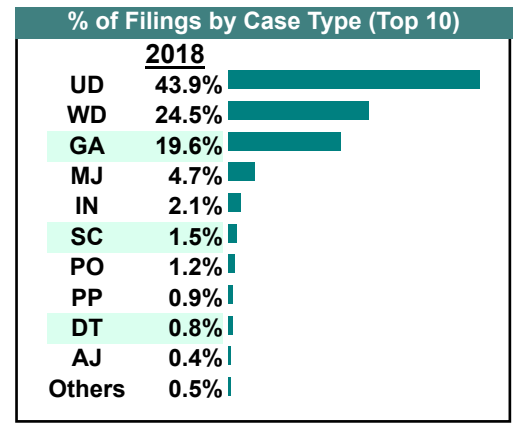
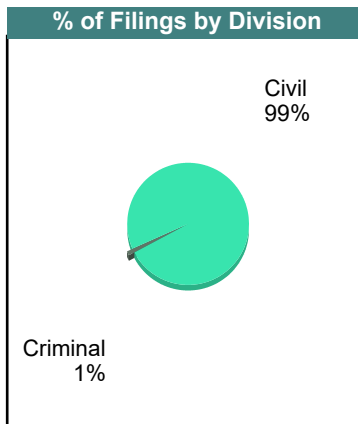
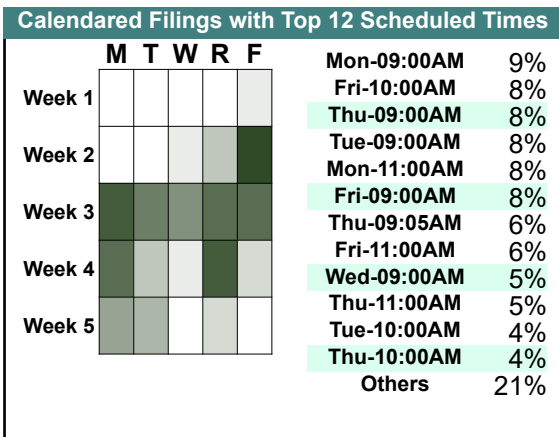
		<u>Filings</u>	<u>Hearings</u>	<u>Transactions</u>	<u>Concluded</u>	<u>Cont</u>
<u>Criminal</u>						
Capias	CA	2	3	3	3	-
Show Cause	SC	18	24	24	23	1
Criminal Total		20	27	27	26	1
<u>Civil</u>						
Abstract	AJ	14	0	14	14	-
Detinue	DT	26	17	29	25	4
Garnishment	GA	570	156	703	547	156
Interrogatory	IN	33	17	58	41	17
Motion for Judgment	MJ	67	57	83	66	17
Overweight	OC	2	2	2	0	2
Other	OT	1	2	4	2	2
Protective Order	PO	19	10	28	18	10
Prelim Prot Order	PP	16	0	16	16	-
Show Cause	SC	11	4	13	11	2
Tenants Assertion	TA	3	2	4	2	2
Unlawful Detainer	UD	1,357	924	1,465	1,362	103
Warrant in Debt	WD	518	529	706	543	163
Civil Total		2,637	1,720	3,125	2,647	478
Newport News-Civil Totals		2,657	1,747	3,152	2,673	479



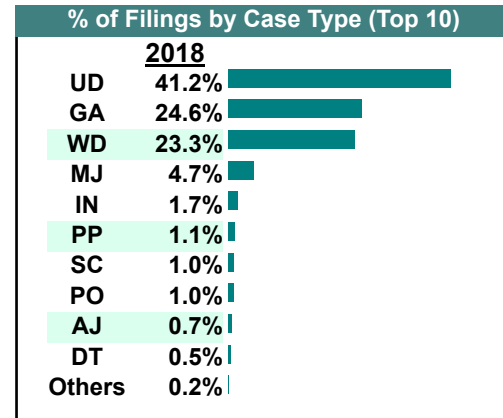
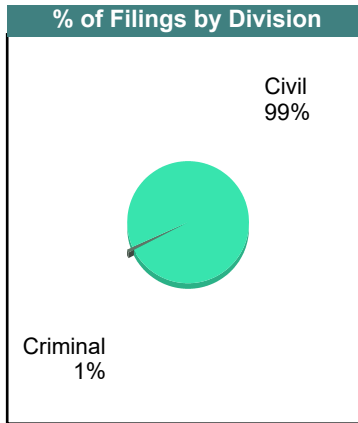
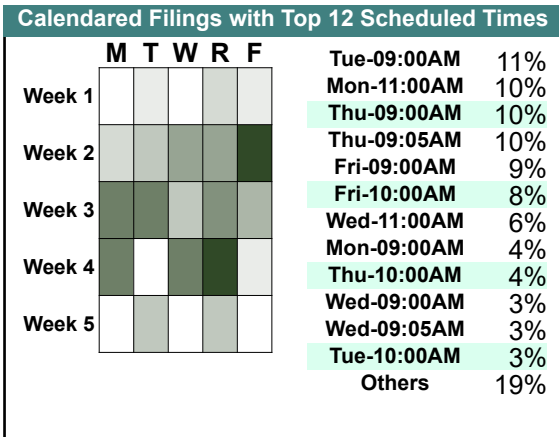
		Filings	Hearings	Transactions	Concluded	Cont
<u>Criminal</u>						
Capias	CA	2	2	2	1	1
Show Cause	SC	36	41	41	35	6
Criminal Total		38	43	43	36	7
<u>Civil</u>						
Abstract	AJ	9	0	9	9	-
Counter Claim	CC	3	2	4	2	2
Detinue	DT	4	6	8	7	1
Garnishment	GA	507	108	615	507	108
Interrogatory	IN	38	20	80	60	20
Motion for Judgment	MJ	134	112	173	145	28
Other	OT	2	2	8	7	1
Protective Order	PO	15	5	19	14	5
Prelim Prot Order	PP	21	0	21	21	-
Show Cause	SC	8	5	10	8	2
Tenants Assertion	TA	3	7	10	4	6
Third Party Claim	TH	0	0	1	1	-
Unlawful Detainer	UD	1,361	924	1,428	1,359	69
Warrant in Debt	WD	687	708	925	708	217
Civil Total		2,792	1,899	3,311	2,852	459
Newport News-Civil Totals		2,830	1,942	3,354	2,888	466



		<u>Filings</u>	<u>Hearings</u>	<u>Transactions</u>	<u>Concluded</u>	<u>Cont</u>
<u>Criminal</u>						
Capias	CA	1	3	3	2	1
Show Cause	SC	29	36	36	29	7
Criminal Total		30	39	39	31	8
<u>Civil</u>						
Abstract	AJ	10	0	10	10	-
Counter Claim	CC	3	2	3	2	1
Detinue	DT	22	15	24	21	3
Garnishment	GA	515	108	639	531	108
Interrogatory	IN	56	37	92	55	37
Motion for Judgment	MJ	123	112	157	118	39
Other	OT	1	0	1	1	-
Protective Order	PO	32	6	40	34	6
Prelim Prot Order	PP	23	0	23	23	-
Petition-Restore Arms	PR	1	0	1	1	-
Show Cause	SC	11	5	14	12	2
Tenants Assertion	TA	5	6	9	3	6
Third Party Claim	TH	1	1	2	1	1
Unlawful Detainer	UD	1,155	857	1,239	1,155	84
Warrant in Debt	WD	645	668	850	619	231
Civil Total		2,603	1,817	3,104	2,586	518
Newport News-Civil Totals		2,633	1,856	3,143	2,617	526

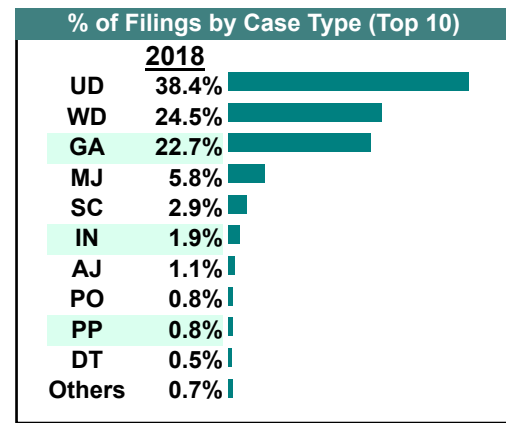
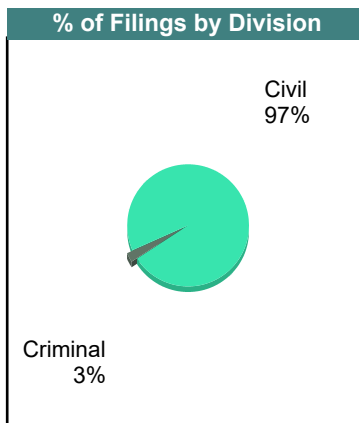
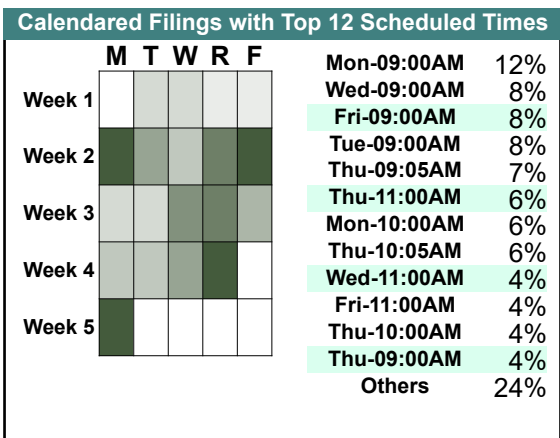


		<u>Filings</u>	<u>Hearings</u>	<u>Transactions</u>	<u>Concluded</u>	<u>Cont</u>
<u>Criminal</u>						
Show Cause	SC	18	20	20	13	5
Criminal Total		18	20	20	13	5
<u>Civil</u>						
Abstract	AJ	18	0	18	18	-
Counter Claim	CC	1	1	2	2	-
Detinue	DT	12	10	13	10	3
Garnishment	GA	612	116	720	604	116
Interrogatory	IN	42	29	62	33	28
Motion for Judgment	MJ	117	100	139	108	31
Protective Order	PO	25	7	27	20	7
Prelim Prot Order	PP	28	0	28	28	-
Show Cause	SC	8	3	8	7	1
Tenants Assertion	TA	3	3	6	4	2
Unlawful Detainer	UD	1,024	705	1,096	1,030	66
Warrant in Debt	WD	580	592	796	607	189
Civil Total		2,470	1,566	2,915	2,471	443
Newport News-Civil Totals		2,488	1,586	2,935	2,484	448

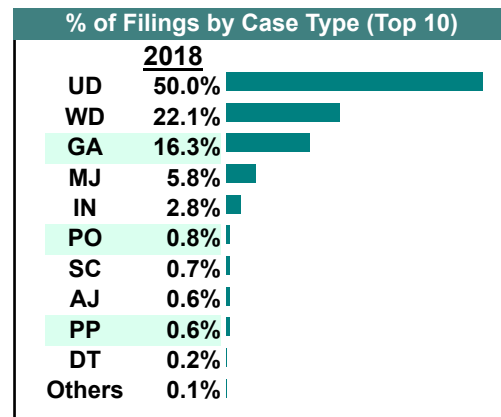
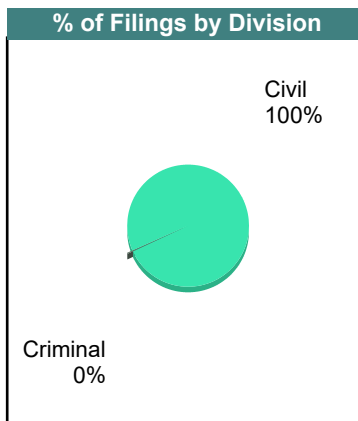
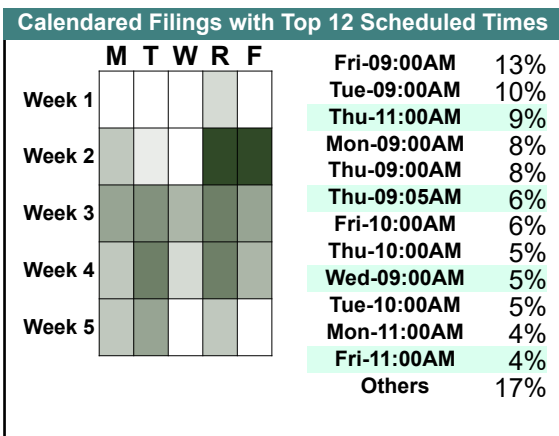


April 2018

		<u>Filings</u>	<u>Hearings</u>	<u>Transactions</u>	<u>Concluded</u>	<u>Cont</u>
<u>Criminal</u>						
Capias	CA	1	2	2	1	1
Show Cause	SC	61	65	65	59	6
Criminal Total		62	67	67	60	7
<u>Civil</u>						
Abstract	AJ	26	0	26	26	-
Counter Claim	CC	2	2	2	0	2
Detinue	DT	12	7	14	12	2
Garnishment	GA	544	103	625	522	103
Interrogatory	IN	45	30	108	78	30
Motion for Judgment	MJ	139	97	158	134	24
Other	OT	8	6	8	2	6
Protective Order	PO	18	8	33	25	8
Prelim Prot Order	PP	18	0	18	18	-
Show Cause	SC	8	2	14	13	1
Tenants Assertion	TA	5	3	5	3	2
Unlawful Detainer	UD	920	595	1,025	986	39
Warrant in Debt	WD	586	608	766	571	195
Civil Total		2,331	1,461	2,802	2,390	412
Newport News-Civil Totals		2,393	1,528	2,869	2,450	419

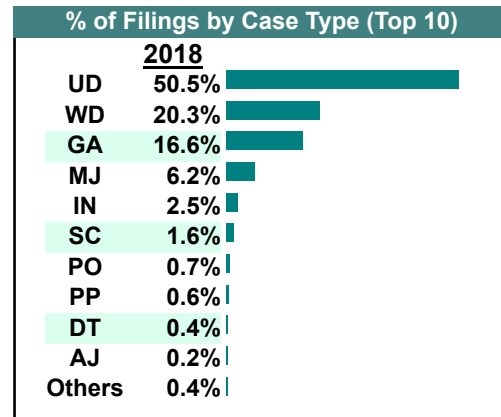
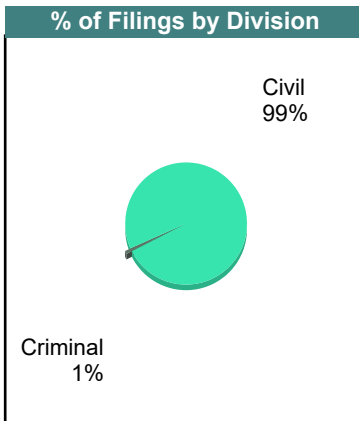
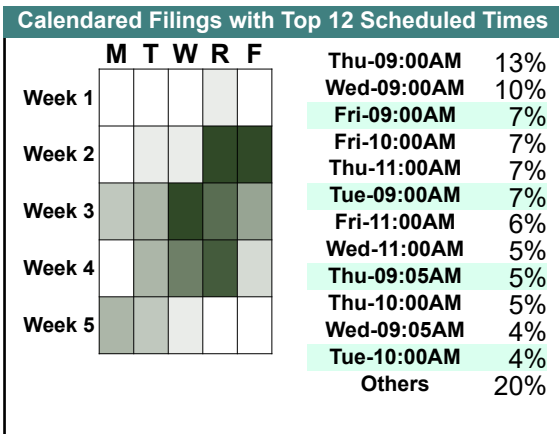


		<u>Filings</u>	<u>Hearings</u>	<u>Transactions</u>	<u>Concluded</u>	<u>Cont</u>
<u>Criminal</u>						
Capias	CA	0	2	2	1	1
Show Cause	SC	7	9	9	6	3
Criminal Total		7	11	11	7	4
<u>Civil</u>						
Abstract	AJ	17	0	17	17	-
Counter Claim	CC	1	0	1	1	-
Detinue	DT	5	5	7	6	1
Garnishment	GA	449	98	552	454	98
Interrogatory	IN	77	47	86	39	47
Motion for Judgment	MJ	160	106	191	165	26
Other	OT	1	0	1	1	-
Protective Order	PO	21	5	26	21	5
Prelim Prot Order	PP	17	1	18	17	1
Show Cause	SC	11	10	15	12	3
Tenants Assertion	TA	2	2	5	4	1
Unlawful Detainer	UD	1,374	773	1,458	1,344	114
Warrant in Debt	WD	608	639	828	606	222
Civil Total		2,743	1,686	3,205	2,687	518
Newport News-Civil Totals		2,750	1,697	3,216	2,694	522

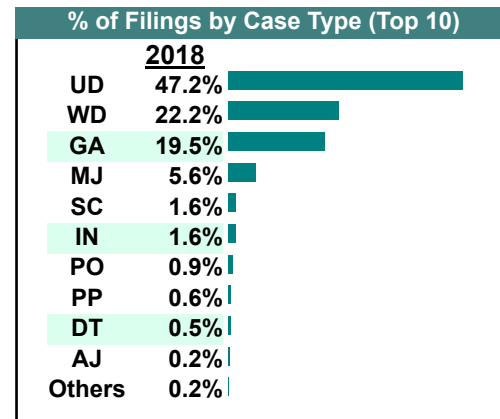
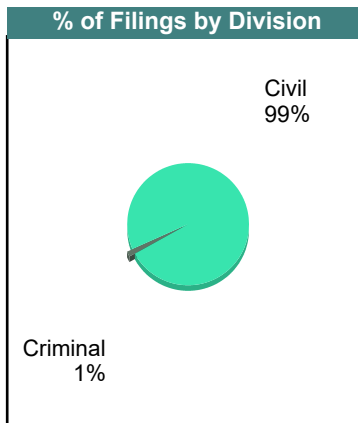
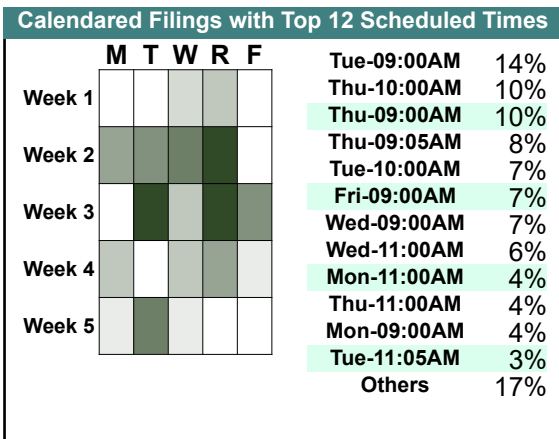


February 2018

		<u>Filings</u>	<u>Hearings</u>	<u>Transactions</u>	<u>Concluded</u>	<u>Cont</u>
<u>Criminal</u>						
Capias	CA	0	1	1	0	1
Show Cause	SC	20	25	25	23	2
Criminal Total		20	26	26	23	3
<u>Civil</u>						
Abstract	AJ	6	0	6	6	-
Counter Claim	CC	1	0	1	1	-
Detinue	DT	10	7	13	12	1
Garnishment	GA	411	101	528	427	101
Interrogatory	IN	61	38	88	50	38
Motion for Judgment	MJ	153	113	175	150	25
Overweight	OC	3	0	4	4	-
Protective Order	PO	17	5	27	22	5
Prelim Prot Order	PP	14	0	14	14	-
Show Cause	SC	20	10	22	15	7
Tenants Assertion	TA	5	4	7	3	4
Unlawful Detainer	UD	1,248	826	1,311	1,234	77
Warrant in Debt	WD	500	552	719	534	185
Civil Total		2,449	1,656	2,915	2,472	443
Newport News-Civil Totals		2,469	1,682	2,941	2,495	446

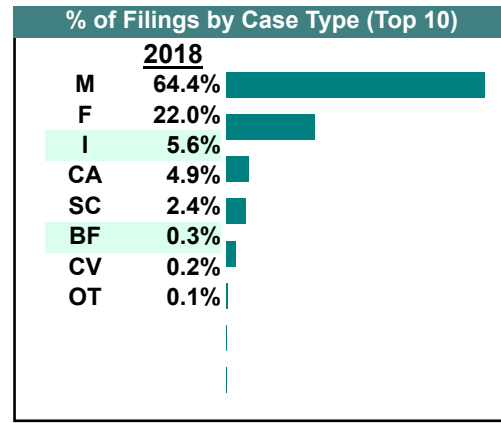
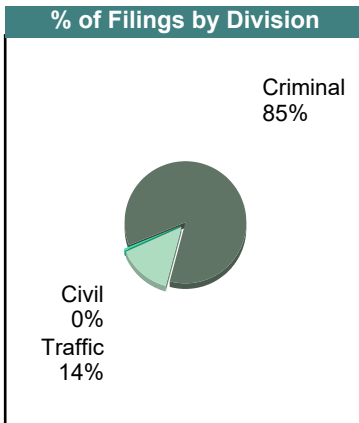
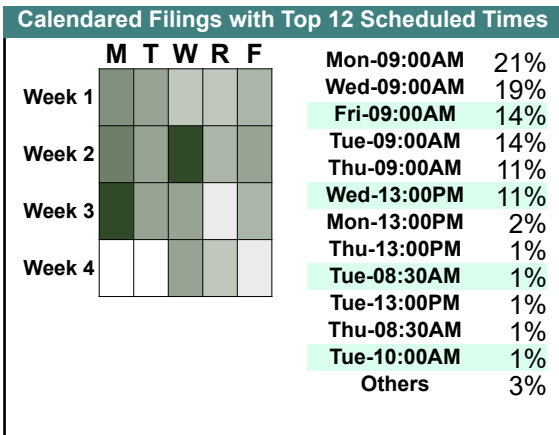


		<u>Filings</u>	<u>Hearings</u>	<u>Transactions</u>	<u>Concluded</u>	<u>Cont</u>
<u>Criminal</u>						
Capias	CA	0	2	2	0	2
Show Cause	SC	34	37	37	30	6
Criminal Total		34	39	39	30	8
<u>Civil</u>						
Abstract	AJ	6	0	6	6	-
Counter Claim	CC	0	1	2	1	1
Detinue	DT	14	9	18	13	5
Garnishment	GA	519	173	698	525	173
Interrogatory	IN	42	28	81	53	28
Motion for Judgment	MJ	148	121	177	149	28
Other	OT	1	0	1	1	-
Protective Order	PO	23	15	35	20	15
Prelim Prot Order	PP	15	2	20	18	2
Show Cause	SC	9	2	11	9	2
Tenants Assertion	TA	2	3	4	2	2
Third Party Claim	TH	1	1	1	0	1
Unlawful Detainer	UD	1,255	878	1,375	1,241	134
Warrant in Debt	WD	590	680	874	592	282
Civil Total		2,625	1,913	3,303	2,630	673
Newport News-Civil Totals		2,659	1,952	3,342	2,660	681



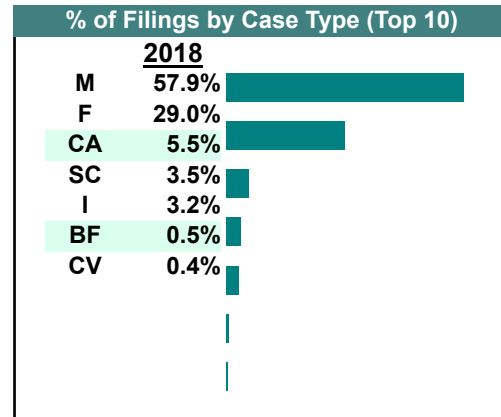
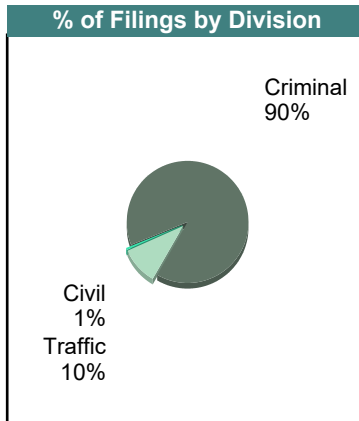
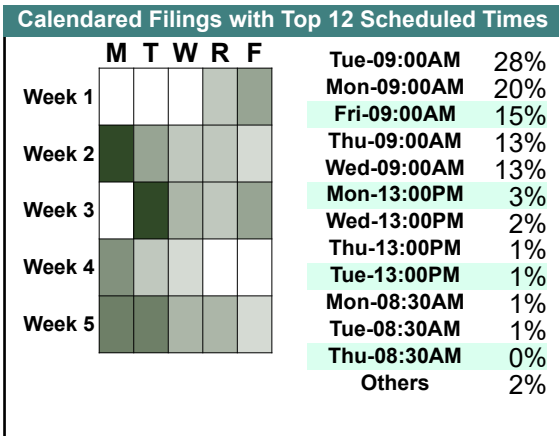
December 2018

		<u>Filings</u>	<u>Hearings</u>	<u>Transactions</u>	<u>Concluded</u>	<u>Cont</u>
<u>Criminal</u>						
Capias	CA	43	176	176	58	118
Civil Violation	CV	2	3	3	3	-
Felony	F	201	727	783	275	508
Misdemeanor	M	521	1,306	1,316	420	894
Show Cause	SC	20	64	64	28	36
Criminal Total		787	2,276	2,342	784	1,556
<u>Traffic</u>						
Capias	CA	2	7	7	6	1
Felony	F	2	5	5	0	5
Infraction	I	52	100	102	26	76
Misdemeanor	M	73	154	154	33	120
Show Cause	SC	2	3	3	3	-
Traffic Total		131	269	271	68	202
<u>Civil</u>						
Bond Forfeiture	BF	3	5	9	6	2
Other	OT	1	1	1	1	-
Civil Total		4	6	10	7	2
Newport News-Criminal Totals		922	2,551	2,623	859	1,760



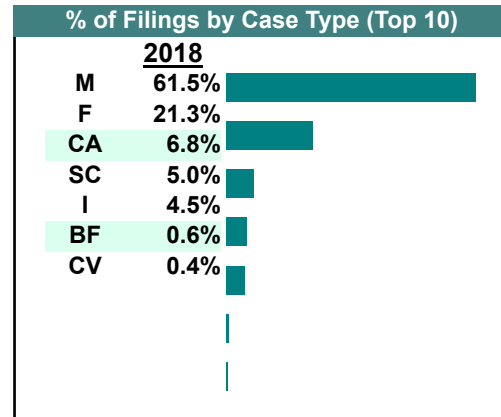
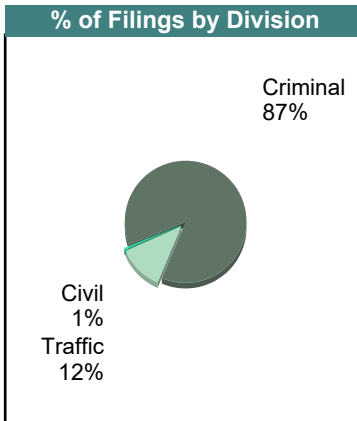
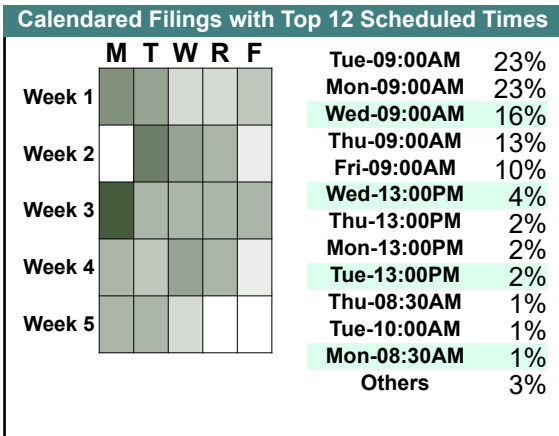
November 2018

		<u>Filings</u>	<u>Hearings</u>	<u>Transactions</u>	<u>Concluded</u>	<u>Cont</u>
<u>Criminal</u>						
Capias	CA	49	194	194	69	125
Civil Violation	CV	4	5	5	3	2
Felony	F	271	791	847	211	635
Misdemeanor	M	489	1,276	1,294	408	885
Show Cause	SC	31	81	81	29	52
Criminal Total		844	2,347	2,421	720	1,699
<u>Traffic</u>						
Capias	CA	3	9	9	1	8
Felony	F	2	4	4	0	4
Infraction	I	30	79	80	30	50
Misdemeanor	M	57	151	151	41	110
Show Cause	SC	2	8	8	3	4
Traffic Total		94	251	252	75	176
<u>Civil</u>						
Bond Forfeiture	BF	5	4	10	6	3
Civil Total		5	4	10	6	3
Newport News-Criminal Totals		943	2,602	2,683	801	1,878



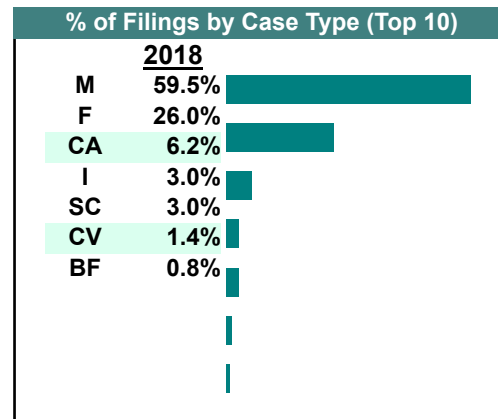
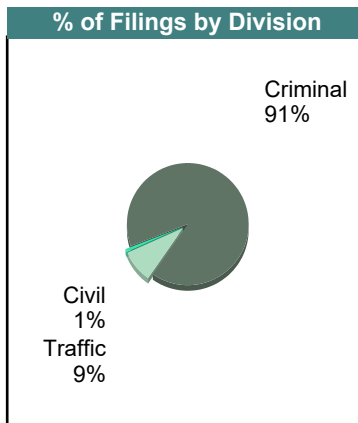
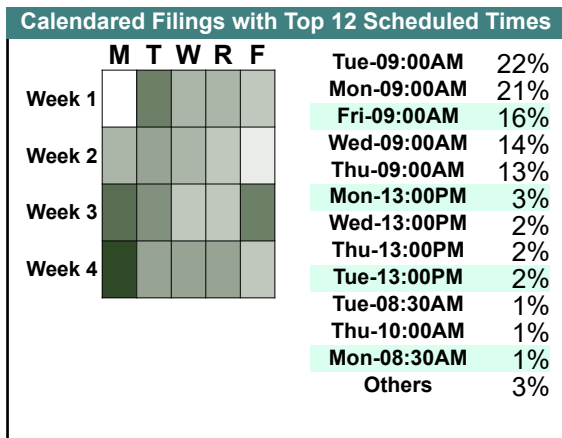
October 2018

		<u>Filings</u>	<u>Hearings</u>	<u>Transactions</u>	<u>Concluded</u>	<u>Cont</u>
<u>Criminal</u>						
Capias	CA	67	248	248	89	159
Civil Violation	CV	4	6	6	4	2
Felony	F	230	954	1,042	264	778
Misdemeanor	M	600	1,708	1,723	553	1,170
Show Cause	SC	51	106	106	35	71
Criminal Total		952	3,022	3,125	945	2,180
<u>Traffic</u>						
Capias	CA	7	19	19	5	14
Felony	F	2	7	7	0	7
Infraction	I	49	109	109	28	81
Misdemeanor	M	70	204	204	48	156
Show Cause	SC	3	13	13	8	5
Traffic Total		131	352	352	89	263
<u>Civil</u>						
Bond Forfeiture	BF	6	11	17	12	5
Civil Total		6	11	17	12	5
Newport News-Criminal Totals		1,089	3,385	3,494	1,046	2,448



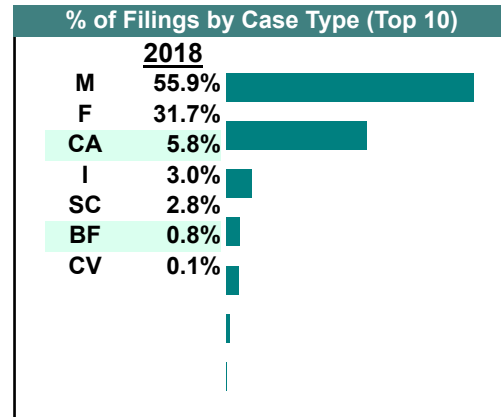
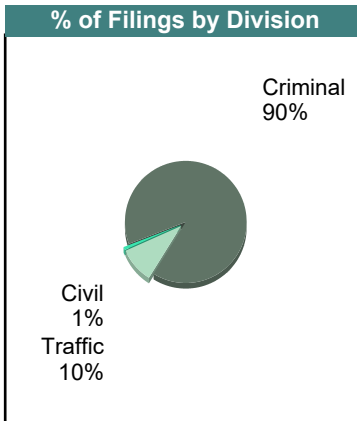
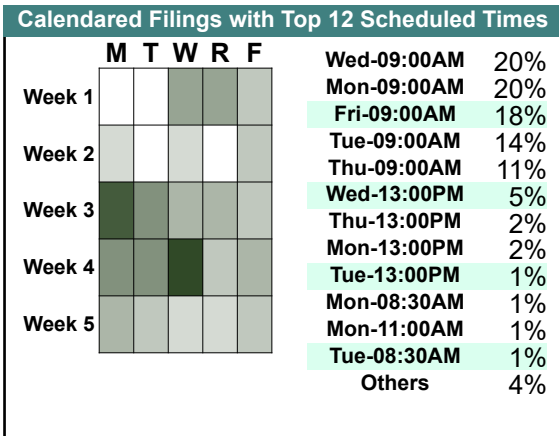
September 2018

		<u>Filings</u>	<u>Hearings</u>	<u>Transactions</u>	<u>Concluded</u>	<u>Cont</u>
<u>Criminal</u>						
Capias	CA	48	185	185	65	120
Civil Violation	CV	11	11	11	10	1
Felony	F	205	695	753	175	578
Misdemeanor	M	428	1,186	1,203	391	812
Show Cause	SC	21	57	57	24	33
Criminal Total		713	2,134	2,209	665	1,544
<u>Traffic</u>						
Capias	CA	1	10	10	4	6
Felony	F	0	5	5	0	5
Infraction	I	24	75	75	23	52
Misdemeanor	M	40	119	119	37	81
Show Cause	SC	3	6	6	3	3
Traffic Total		68	215	215	67	147
<u>Civil</u>						
Bond Forfeiture	BF	6	4	8	4	1
Civil Total		6	4	8	4	1
Newport News-Criminal Totals		787	2,353	2,432	736	1,692



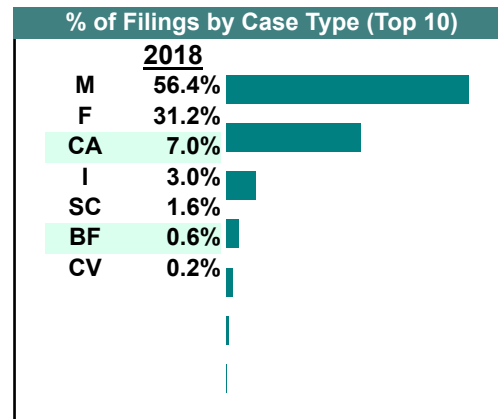
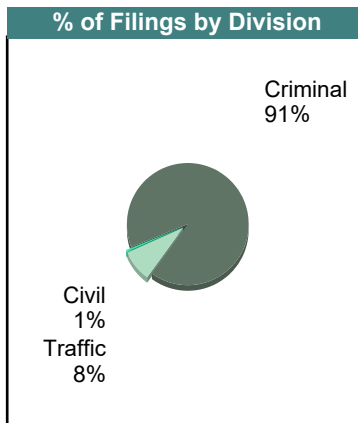
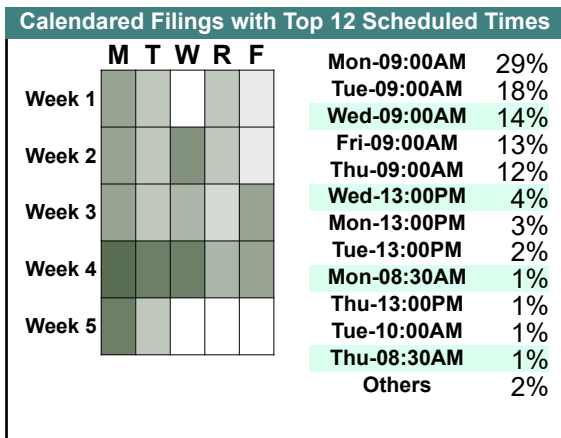
August 2018

		<u>Filings</u>	<u>Hearings</u>	<u>Transactions</u>	<u>Concluded</u>	<u>Cont</u>
<u>Criminal</u>						
Capias	CA	54	203	203	61	142
Civil Violation	CV	1	2	2	1	1
Felony	F	316	838	899	201	698
Misdemeanor	M	521	1,239	1,254	377	877
Show Cause	SC	20	51	51	28	23
Criminal Total		912	2,333	2,409	668	1,741
<u>Traffic</u>						
Capias	CA	5	8	8	1	7
Felony	F	6	9	10	2	8
Infraction	I	31	61	63	21	42
Misdemeanor	M	47	110	110	32	78
Show Cause	SC	8	9	9	2	7
Traffic Total		97	197	200	58	142
<u>Civil</u>						
Bond Forfeiture	BF	8	5	12	8	4
Civil Total		8	5	12	8	4
Newport News-Criminal Totals		1,017	2,535	2,621	734	1,887



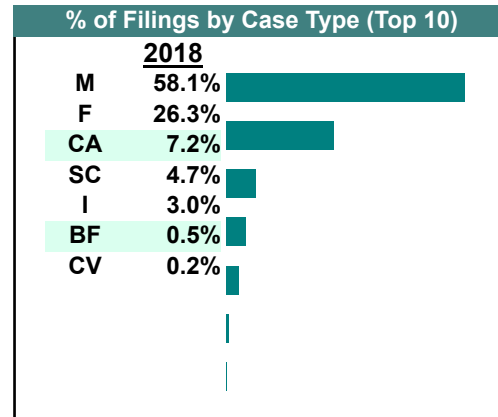
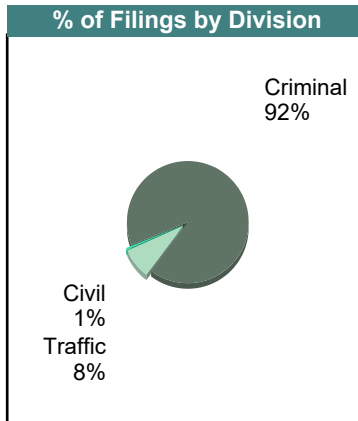
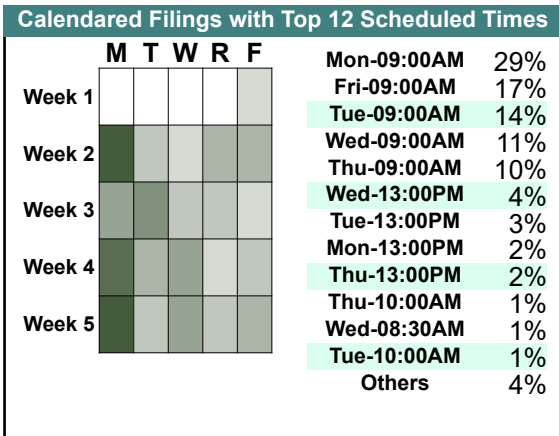
July 2018

		<u>Filings</u>	<u>Hearings</u>	<u>Transactions</u>	<u>Concluded</u>	<u>Cont</u>
<u>Criminal</u>						
Capias	CA	64	204	204	62	142
Civil Violation	CV	2	5	5	2	3
Felony	F	308	788	823	160	663
Misdemeanor	M	512	1,302	1,326	471	855
Show Cause	SC	15	81	81	34	47
Criminal Total		901	2,380	2,439	729	1,710
<u>Traffic</u>						
Capias	CA	5	9	9	4	5
Felony	F	1	3	3	0	3
Infraction	I	30	71	71	15	56
Misdemeanor	M	46	131	131	36	95
Show Cause	SC	1	2	2	0	2
Traffic Total		83	216	216	55	161
<u>Civil</u>						
Bond Forfeiture	BF	6	7	10	3	7
Civil Total		6	7	10	3	7
Newport News-Criminal Totals		990	2,603	2,665	787	1,878



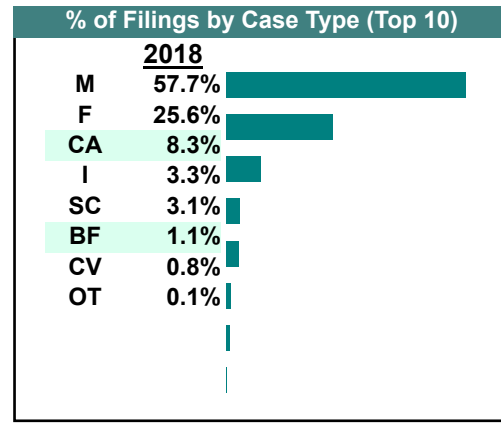
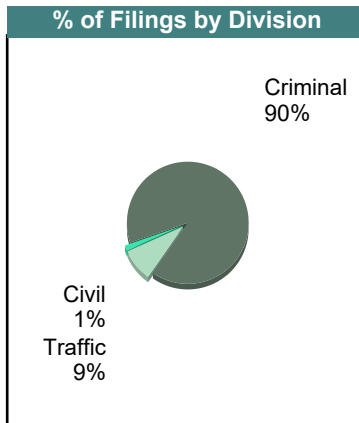
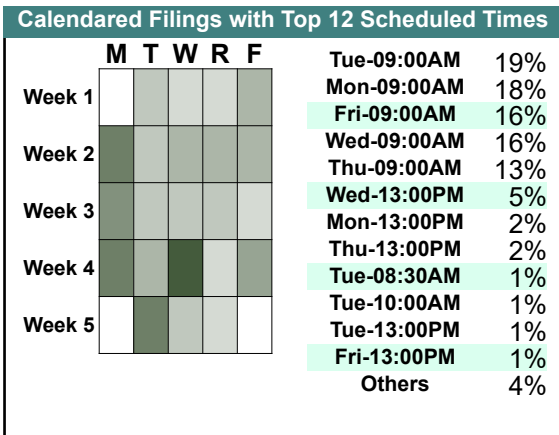
June 2018

		<u>Filings</u>	<u>Hearings</u>	<u>Transactions</u>	<u>Concluded</u>	<u>Cont</u>
<u>Criminal</u>						
Capias	CA	65	195	195	71	124
Civil Violation	CV	2	3	3	3	-
Felony	F	246	706	751	180	571
Misdemeanor	M	506	1,263	1,278	420	858
Show Cause	SC	43	87	87	33	54
Criminal Total		862	2,254	2,314	707	1,607
<u>Traffic</u>						
Capias	CA	3	5	5	3	2
Felony	F	2	4	5	2	3
Infraction	I	28	69	69	16	52
Misdemeanor	M	41	136	137	51	86
Show Cause	SC	1	2	2	2	-
Traffic Total		75	216	218	74	143
<u>Civil</u>						
Bond Forfeiture	BF	5	10	10	0	8
Civil Total		5	10	10	0	8
Newport News-Criminal Totals		942	2,480	2,542	781	1,758



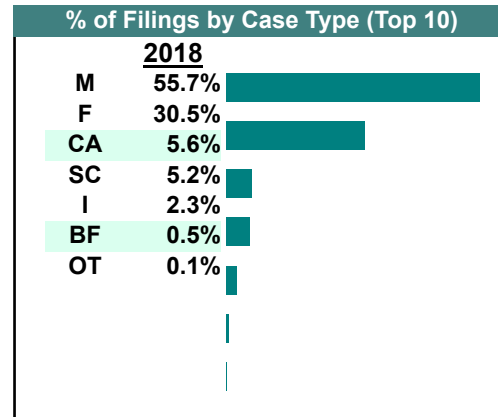
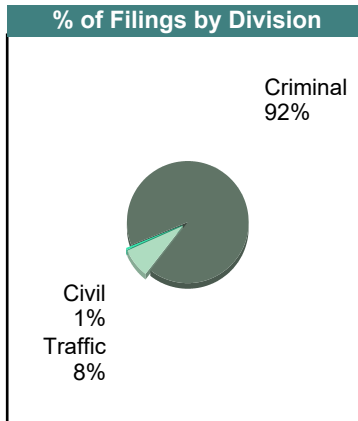
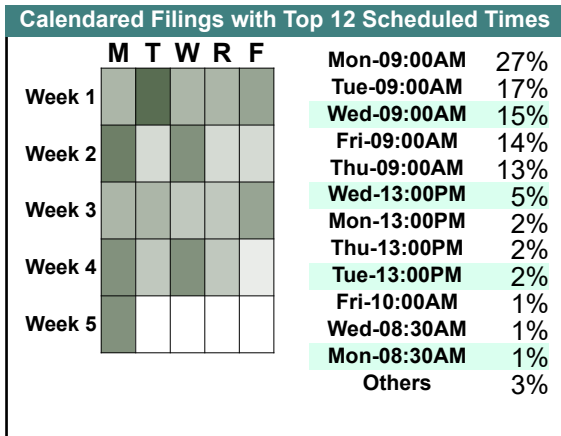
May 2018

		<u>Filings</u>	<u>Hearings</u>	<u>Transactions</u>	<u>Concluded</u>	<u>Cont</u>
<u>Criminal</u>						
Capias	CA	65	187	187	66	121
Civil Violation	CV	6	6	6	5	1
Felony	F	203	647	726	217	509
Misdemeanor	M	419	1,112	1,120	429	691
Show Cause	SC	22	60	60	41	19
Criminal Total		715	2,012	2,099	758	1,341
<u>Traffic</u>						
Capias	CA	1	3	3	2	1
Felony	F	0	3	3	2	1
Infraction	I	26	72	72	32	40
Misdemeanor	M	39	122	123	45	78
Show Cause	SC	3	3	3	3	-
Traffic Total		69	203	204	84	120
<u>Civil</u>						
Bond Forfeiture	BF	9	9	10	1	9
Other	OT	1	0	1	1	-
Civil Total		10	9	11	2	9
Newport News-Criminal Totals		794	2,224	2,314	844	1,470

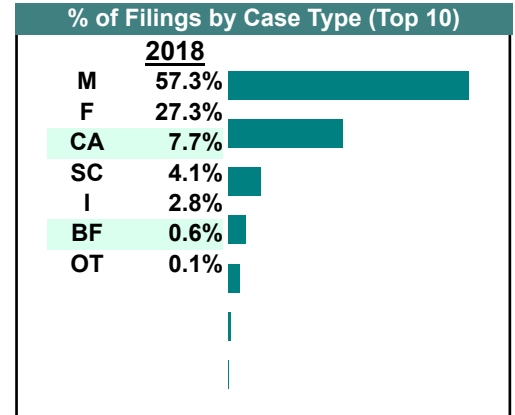
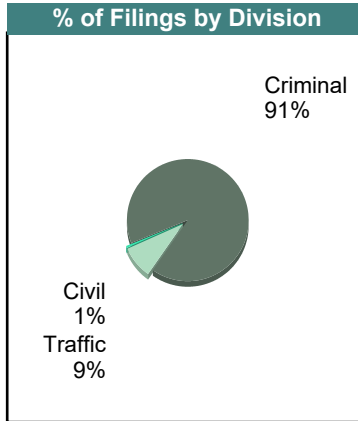
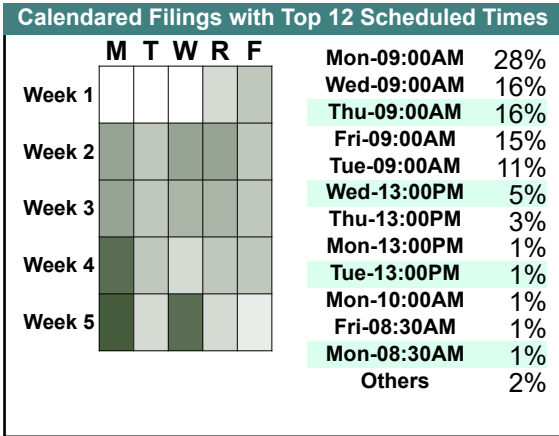


April 2018

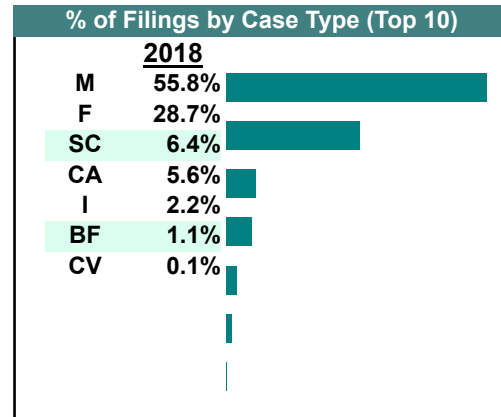
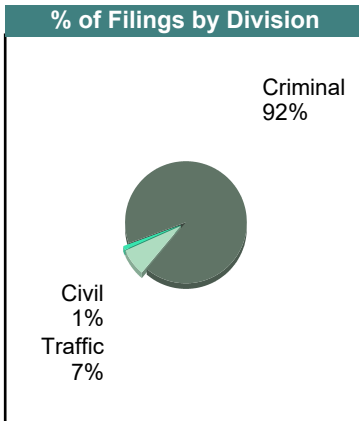
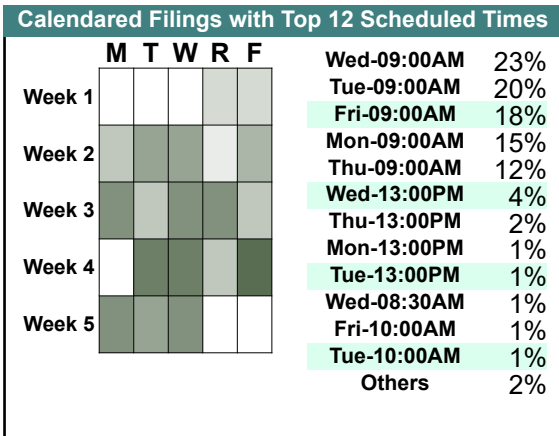
		<u>Filings</u>	<u>Hearings</u>	<u>Transactions</u>	<u>Concluded</u>	<u>Cont</u>
<u>Criminal</u>						
Capias	CA	43	157	157	47	110
Felony	F	238	562	601	115	486
Misdemeanor	M	400	1,104	1,119	414	705
Show Cause	SC	37	83	83	31	52
Criminal Total		718	1,906	1,960	607	1,353
<u>Traffic</u>						
Capias	CA	1	6	6	1	5
Felony	F	1	5	6	2	4
Infraction	I	18	54	55	15	40
Misdemeanor	M	36	120	120	23	97
Show Cause	SC	4	5	5	1	4
Traffic Total		60	190	192	42	150
<u>Civil</u>						
Bond Forfeiture	BF	4	2	6	4	2
Other	OT	1	0	1	1	-
Civil Total		5	2	7	5	2
Newport News-Criminal Totals		783	2,098	2,159	654	1,505



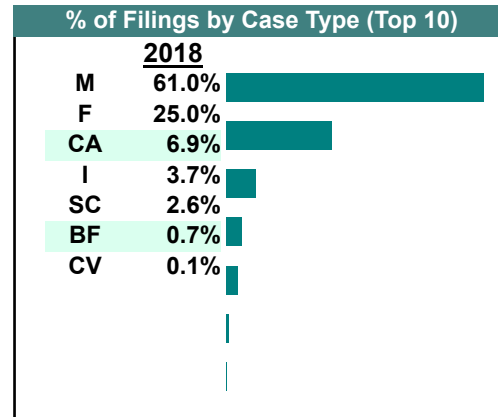
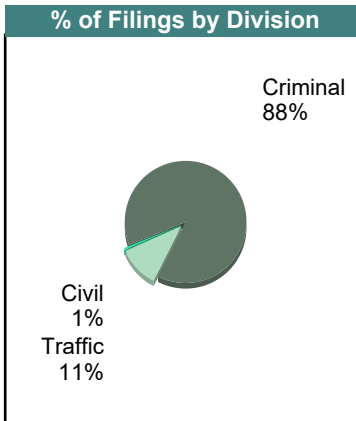
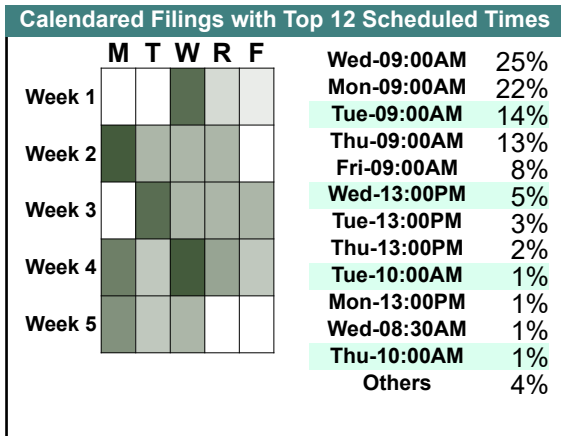
		<u>Filings</u>	<u>Hearings</u>	<u>Transactions</u>	<u>Concluded</u>	<u>Cont</u>
<u>Criminal</u>						
Capias	CA	53	150	150	47	103
Felony	F	196	651	715	247	468
Misdemeanor	M	378	1,137	1,157	470	686
Show Cause	SC	29	64	64	29	35
Criminal Total		656	2,002	2,086	793	1,292
<u>Traffic</u>						
Capias	CA	3	9	9	4	5
Felony	F	2	7	8	5	3
Infraction	I	20	56	57	18	39
Misdemeanor	M	37	125	126	39	87
Show Cause	SC	1	2	2	2	-
Traffic Total		63	199	202	68	134
<u>Civil</u>						
Bond Forfeiture	BF	4	6	9	5	2
Other	OT	1	0	1	1	-
Civil Total		5	6	10	6	2
Newport News-Criminal Totals		724	2,207	2,298	867	1,428



		<u>Filings</u>	<u>Hearings</u>	<u>Transactions</u>	<u>Concluded</u>	<u>Cont</u>
<u>Criminal</u>						
Capias	CA	37	116	116	41	75
Civil Violation	CV	1	1	1	1	-
Felony	F	204	582	649	191	458
Misdemeanor	M	369	1,064	1,074	354	720
Show Cause	SC	44	69	69	22	47
Criminal Total		655	1,832	1,909	609	1,300
<u>Traffic</u>						
Capias	CA	3	6	6	1	5
Felony	F	1	6	6	1	5
Infraction	I	16	45	45	12	33
Misdemeanor	M	30	129	129	35	94
Show Cause	SC	2	4	4	2	2
Traffic Total		52	190	190	51	139
<u>Civil</u>						
Bond Forfeiture	BF	8	4	8	4	4
Civil Total		8	4	8	4	4
Newport News-Criminal Totals		715	2,026	2,107	664	1,443

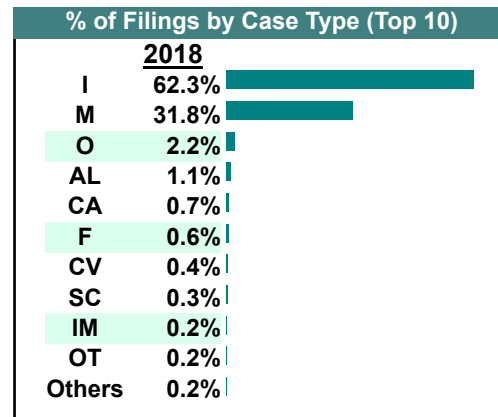
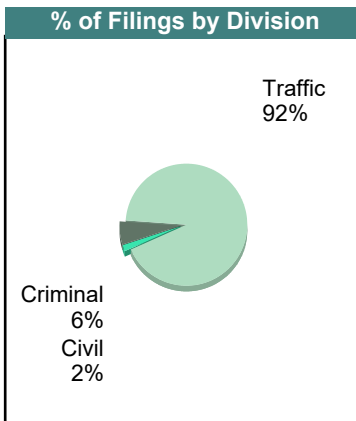
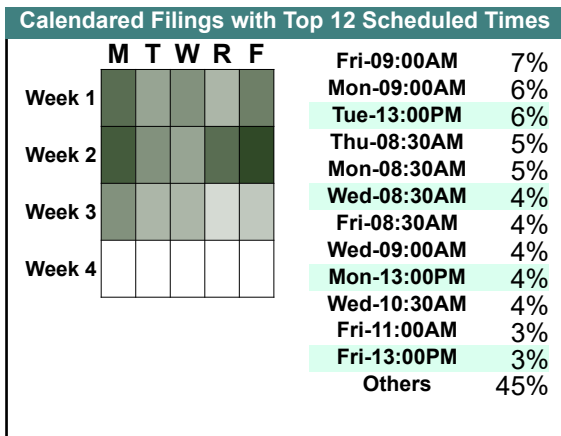


		<u>Filings</u>	<u>Hearings</u>	<u>Transactions</u>	<u>Concluded</u>	<u>Cont</u>
<u>Criminal</u>						
Capias	CA	48	142	142	47	94
Civil Violation	CV	1	1	1	1	-
Felony	F	181	650	685	178	507
Misdemeanor	M	395	1,181	1,191	363	828
Show Cause	SC	19	58	58	26	32
Criminal Total		644	2,032	2,077	615	1,461
<u>Traffic</u>						
Capias	CA	2	11	11	4	7
Felony	F	1	4	4	1	3
Infraction	I	27	76	77	20	57
Misdemeanor	M	49	159	159	45	114
Show Cause	SC	0	1	1	1	-
Traffic Total		79	251	252	71	181
<u>Civil</u>						
Bond Forfeiture	BF	5	5	6	1	5
Civil Total		5	5	6	1	5
Newport News-Criminal Totals		728	2,288	2,335	687	1,647

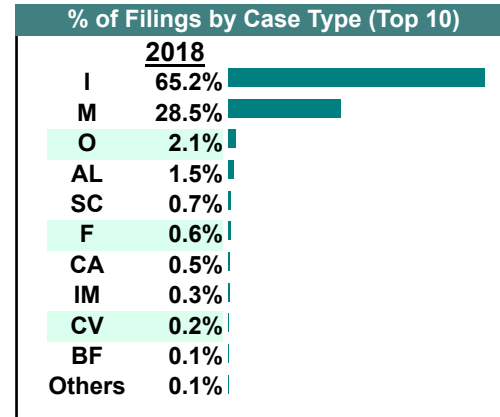
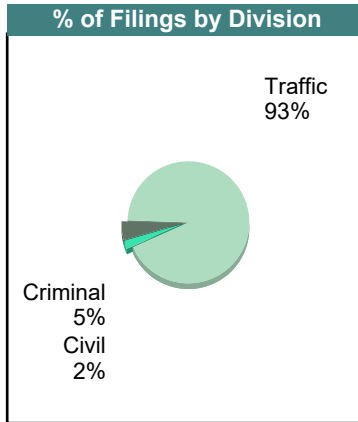
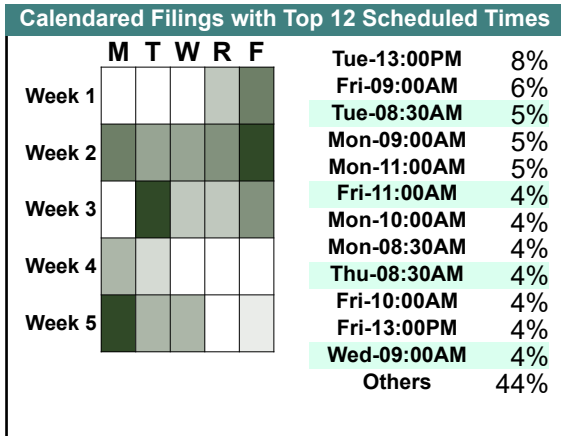


December 2018

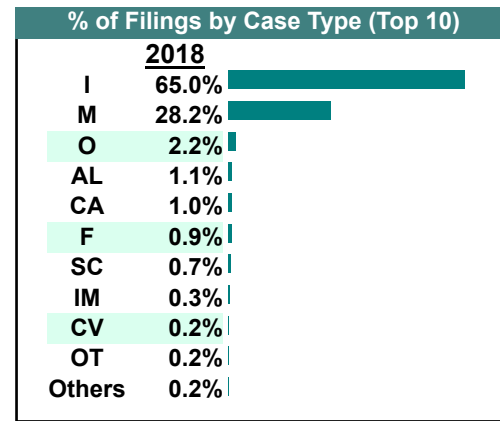
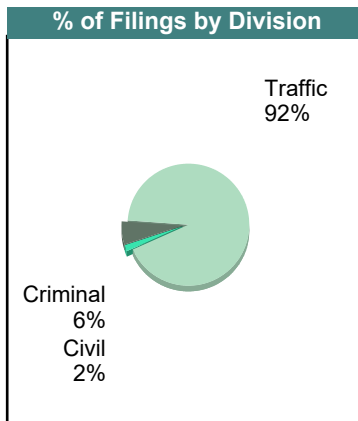
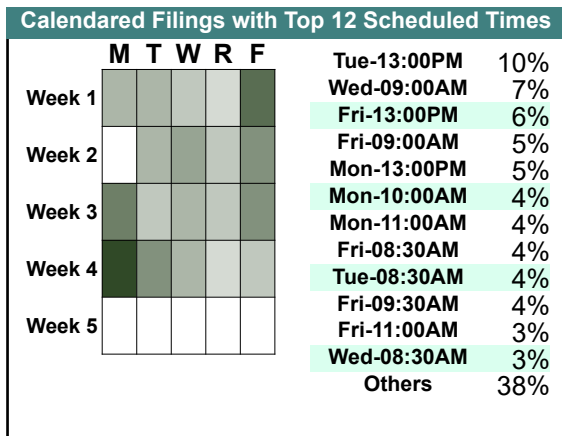
		Filings	Hearings	Transactions	Concluded	Cont
<u>Criminal</u>						
Capias	CA	8	22	22	9	13
Civil Violation	CV	10	34	34	12	22
Felony	F	16	78	78	16	62
Misdemeanor	M	128	332	332	90	242
Motion	MO	1	1	1	1	-
Show Cause	SC	5	16	16	11	5
Criminal Total		168	483	483	139	344
<u>Traffic</u>						
Capias	CA	12	28	28	12	16
Felony	F	1	2	2	0	2
Infraction	I	1,705	1,720	2,282	1,636	646
Misdemeanor	M	743	1,477	1,477	701	776
Other	O	59	37	64	56	8
Show Cause	SC	3	6	6	3	3
Traffic Total		2,523	3,270	3,859	2,408	1,451
<u>Civil</u>						
Admin License	AL	29	3	30	27	2
Bond Forfeiture	BF	4	4	9	5	2
Impoundment	IM	6	0	6	6	-
Other	OT	5	0	5	5	-
Civil Total		44	7	50	43	4
Newport News-Traffic Totals		2,735	3,760	4,392	2,590	1,799



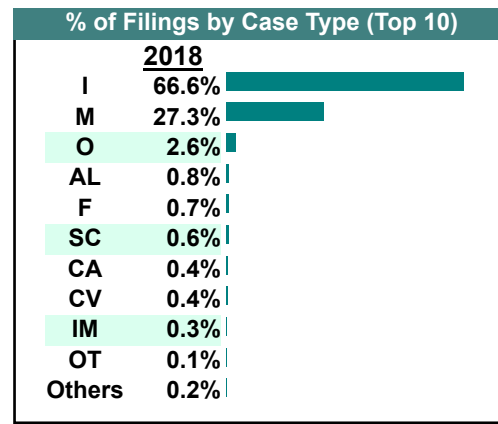
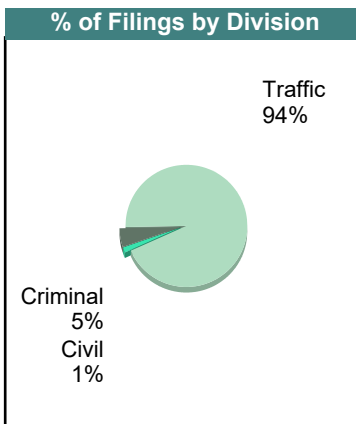
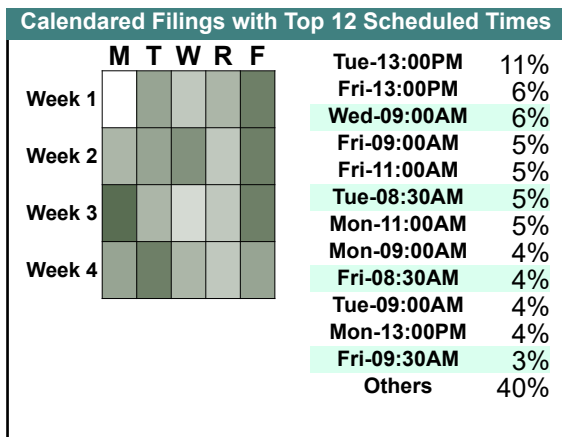
		Filings	Hearings	Transactions	Concluded	Cont
<u>Criminal</u>						
Capias	CA	3	22	22	10	12
Civil Violation	CV	6	26	26	7	19
Felony	F	17	54	54	11	43
Misdemeanor	M	108	303	303	82	221
Show Cause	SC	7	18	18	8	10
Criminal Total		141	423	423	118	305
<u>Traffic</u>						
Capias	CA	11	27	27	12	15
Infraction	I	1,765	1,805	2,354	1,710	644
Misdemeanor	M	664	1,396	1,396	648	748
Other	O	56	27	61	54	7
Show Cause	SC	12	14	14	4	10
Traffic Total		2,508	3,269	3,852	2,428	1,424
<u>Civil</u>						
Admin License	AL	41	8	43	35	2
Bond Forfeiture	BF	4	5	5	0	4
Impoundment	IM	9	1	9	8	-
Other	OT	4	0	4	4	-
Civil Total		58	14	61	47	6
Newport News-Traffic Totals		2,707	3,706	4,336	2,593	1,735



		<u>Filings</u>	<u>Hearings</u>	<u>Transactions</u>	<u>Concluded</u>	<u>Cont</u>
<u>Criminal</u>						
Capias	CA	8	31	31	8	23
Civil Violation	CV	6	51	51	19	32
Felony	F	22	77	77	10	67
Misdemeanor	M	97	371	371	124	247
Show Cause	SC	15	34	34	14	20
Criminal Total		148	564	564	175	389
<u>Traffic</u>						
Capias	CA	16	31	31	13	18
Felony	F	1	1	1	0	1
Infraction	I	1,627	1,924	2,479	1,859	620
Misdemeanor	M	608	1,490	1,491	730	761
Other	O	54	36	65	60	5
Restricted O/L	RL	1	1	1	1	-
Show Cause	SC	3	10	10	6	4
Traffic Total		2,310	3,493	4,078	2,669	1,409
<u>Civil</u>						
Admin License	AL	27	3	28	25	3
Bond Forfeiture	BF	4	4	7	3	2
Impoundment	IM	8	2	8	6	-
Other	OT	5	0	5	5	-
Civil Total		44	9	48	39	5
Newport News-Traffic Totals		2,502	4,066	4,690	2,883	1,803

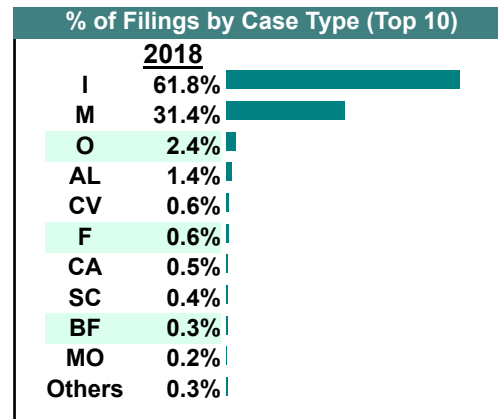
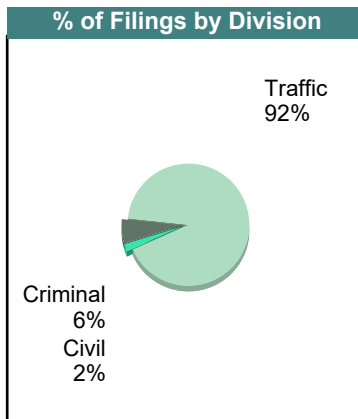
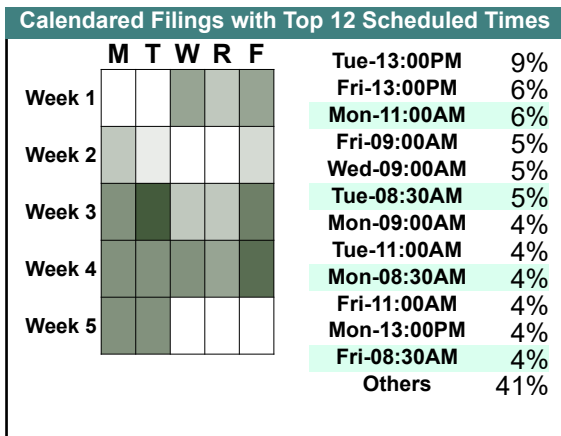


		Filings	Hearings	Transactions	Concluded	Cont
<u>Criminal</u>						
Capias	CA	6	23	23	7	16
Civil Violation	CV	10	34	34	7	27
Felony	F	20	54	54	15	39
Misdemeanor	M	89	294	294	78	216
Motion	MO	2	3	3	2	1
Show Cause	SC	10	19	19	7	12
Criminal Total		137	427	427	116	311
<u>Traffic</u>						
Capias	CA	5	22	22	10	12
Infraction	I	1,819	1,910	2,501	1,618	883
Misdemeanor	M	657	1,506	1,506	559	947
Other	O	72	37	80	67	13
Show Cause	SC	6	11	11	5	6
Traffic Total		2,559	3,486	4,120	2,259	1,861
<u>Civil</u>						
Admin License	AL	23	0	24	24	-
Bond Forfeiture	BF	3	6	8	2	6
Impoundment	IM	7	0	7	7	-
Other	OT	4	0	4	4	-
Civil Total		37	6	43	37	6
Newport News-Traffic Totals		2,733	3,919	4,590	2,412	2,178

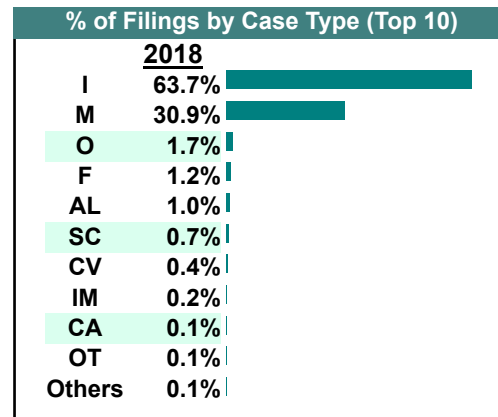
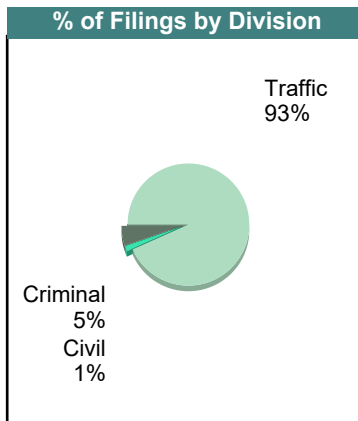
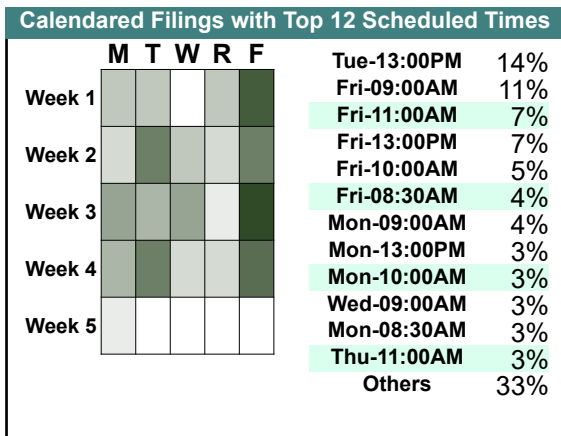


August 2018

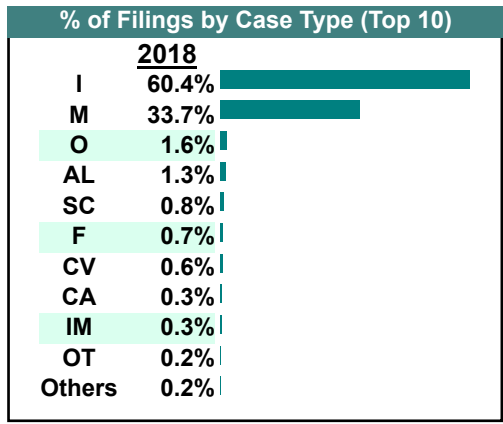
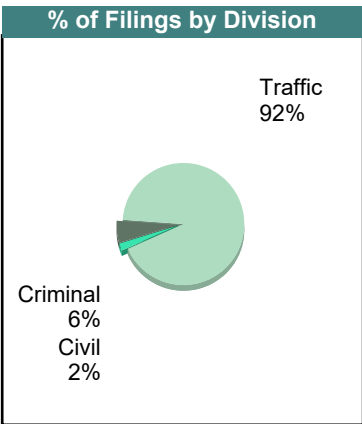
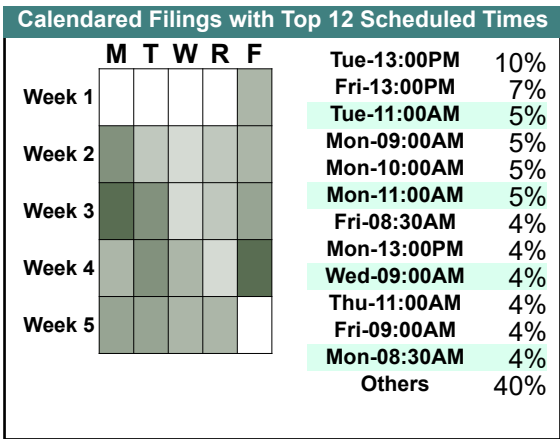
		Filings	Hearings	Transactions	Concluded	Cont
<u>Criminal</u>						
Capias	CA	8	21	21	6	15
Civil Violation	CV	15	36	36	6	30
Felony	F	13	48	48	13	35
Misdemeanor	M	100	254	254	68	186
Motion	MO	5	5	5	5	-
Show Cause	SC	5	12	12	10	2
Criminal Total		146	376	376	108	268
<u>Traffic</u>						
Capias	CA	4	63	63	49	14
Infraction	I	1,429	1,557	1,994	1,404	590
Misdemeanor	M	626	1,278	1,278	595	683
Other	O	56	27	61	55	6
Restricted O/L	RL	1	1	1	1	-
Show Cause	SC	4	12	12	11	1
Traffic Total		2,120	2,938	3,409	2,115	1,294
<u>Civil</u>						
Admin License	AL	32	1	32	31	1
Bond Forfeiture	BF	7	8	10	2	8
Impoundment	IM	3	0	3	3	-
Other	OT	4	0	4	4	-
Civil Total		46	9	49	40	9
Newport News-Traffic Totals		2,312	3,323	3,834	2,263	1,571



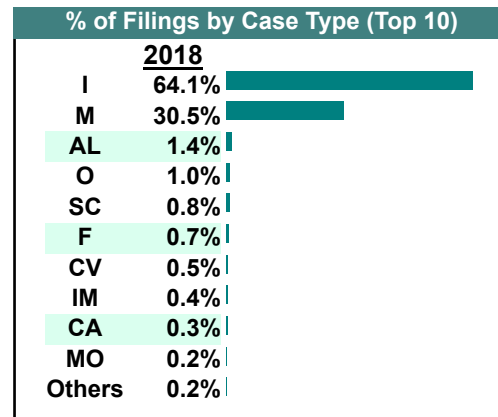
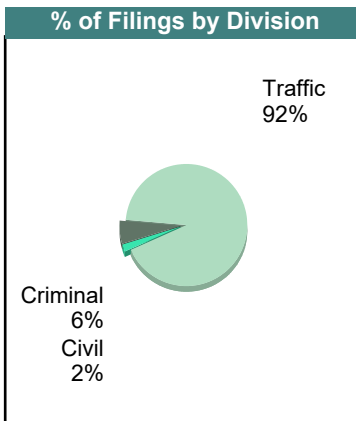
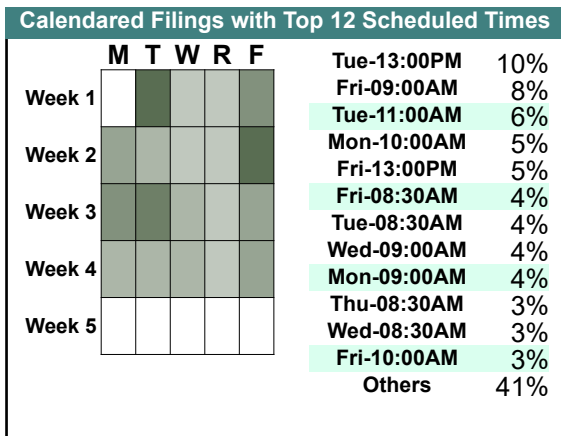
		Filings	Hearings	Transactions	Concluded	Cont
<u>Criminal</u>						
Capias	CA	1	11	11	4	7
Civil Violation	CV	11	42	42	10	32
Felony	F	35	67	67	20	47
Misdemeanor	M	95	311	311	80	231
Motion	MO	1	1	1	1	-
Show Cause	SC	13	24	24	12	12
Criminal Total		156	456	456	127	329
<u>Traffic</u>						
Capias	CA	1	26	26	9	17
Infraction	I	1,876	1,809	2,431	1,769	662
Misdemeanor	M	816	1,568	1,568	736	832
Other	O	50	35	53	46	7
Restricted O/L	RL	1	1	1	1	-
Show Cause	SC	9	12	12	8	4
Traffic Total		2,753	3,451	4,091	2,569	1,522
<u>Civil</u>						
Admin License	AL	29	0	30	30	-
Bond Forfeiture	BF	0	0	2	2	-
Impoundment	IM	7	0	7	7	-
Other	OT	2	1	3	2	1
Civil Total		38	1	42	41	1
Newport News-Traffic Totals		2,947	3,908	4,589	2,737	1,852



		Filings	Hearings	Transactions	Concluded	Cont
<u>Criminal</u>						
Capias	CA	1	6	6	1	5
Civil Violation	CV	14	40	40	14	26
Felony	F	18	65	65	18	47
Misdemeanor	M	101	292	292	67	225
Motion	MO	1	1	1	1	-
Show Cause	SC	13	30	30	14	16
Criminal Total		148	434	434	115	319
<u>Traffic</u>						
Capias	CA	6	27	27	10	17
Infraction	I	1,527	1,586	2,085	1,539	546
Misdemeanor	M	751	1,460	1,460	702	758
Other	O	40	23	42	41	1
Show Cause	SC	7	11	11	7	4
Traffic Total		2,331	3,107	3,625	2,299	1,326
<u>Civil</u>						
Admin License	AL	32	0	35	35	-
Bond Forfeiture	BF	4	3	5	2	3
Impoundment	IM	7	0	7	7	-
Other	OT	5	0	5	5	-
Civil Total		48	3	52	49	3
Newport News-Traffic Totals		2,527	3,544	4,111	2,463	1,648

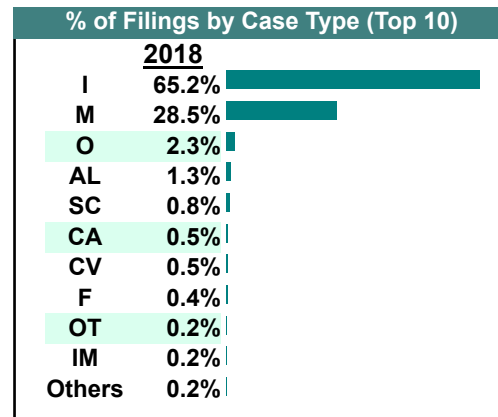
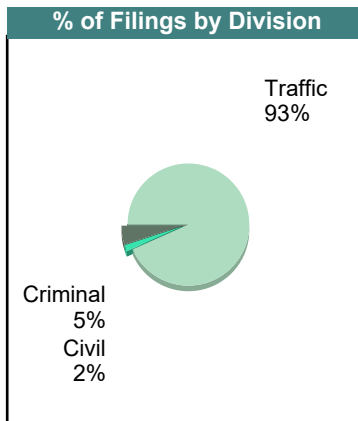
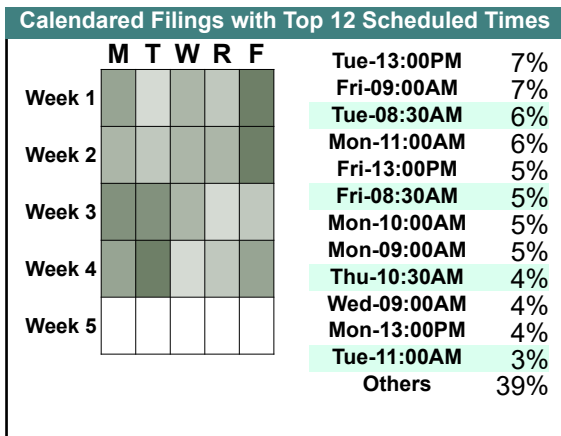


		<u>Filings</u>	<u>Hearings</u>	<u>Transactions</u>	<u>Concluded</u>	<u>Cont</u>
<u>Criminal</u>						
Capias	CA	3	10	10	4	6
Civil Violation	CV	12	44	44	7	37
Felony	F	16	56	56	11	45
Misdemeanor	M	99	317	317	95	222
Motion	MO	4	4	4	4	-
Show Cause	SC	13	30	30	18	12
Criminal Total		147	461	461	139	322
<u>Traffic</u>						
Capias	CA	4	15	15	6	9
Civil Violation	CV	0	1	1	1	-
Infraction	I	1,510	1,579	2,098	1,510	588
Misdemeanor	M	620	1,388	1,390	679	711
Motion	MO	1	1	1	1	-
Other	O	23	18	27	25	2
Restricted O/L	RL	1	1	1	1	-
Show Cause	SC	7	9	9	5	4
Traffic Total		2,166	3,012	3,542	2,228	1,314
<u>Civil</u>						
Admin License	AL	32	2	34	32	2
Bond Forfeiture	BF	1	4	5	2	3
Impoundment	IM	9	0	9	9	-
Other	OT	2	0	2	2	-
Civil Total		44	6	50	45	5
Newport News-Traffic Totals		2,357	3,479	4,053	2,412	1,641

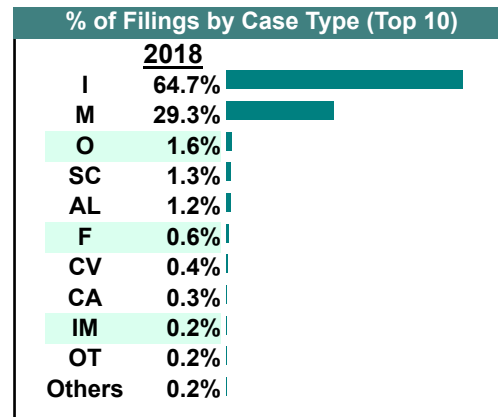
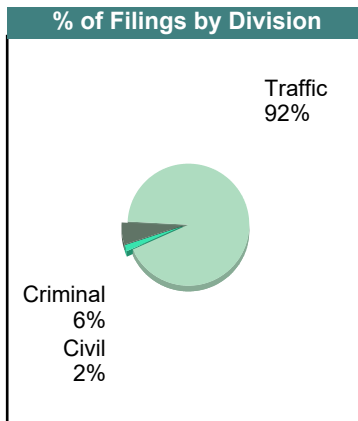
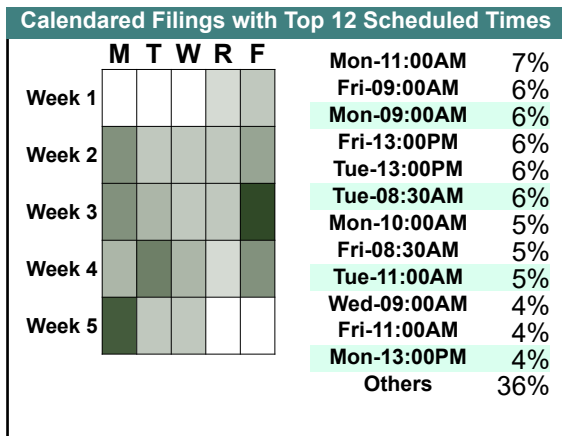


April 2018

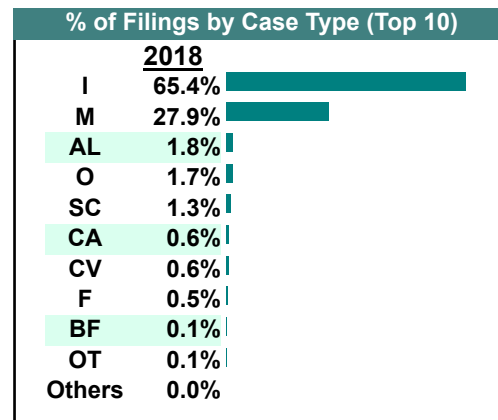
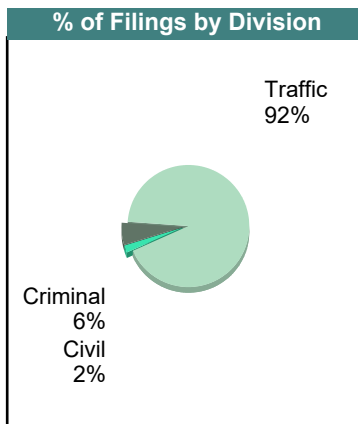
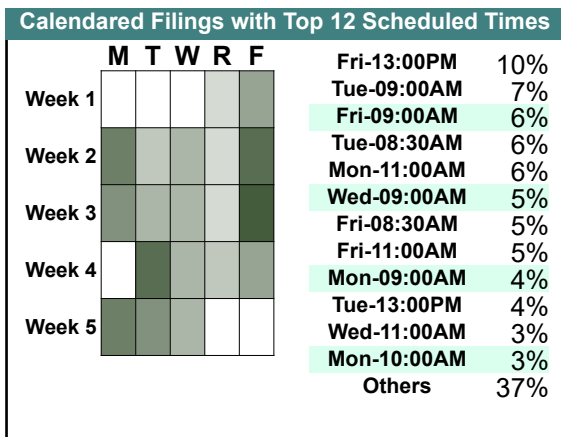
		<u>Filings</u>	<u>Hearings</u>	<u>Transactions</u>	<u>Concluded</u>	<u>Cont</u>
<u>Criminal</u>						
Capias	CA	6	16	16	6	10
Civil Violation	CV	12	39	39	8	31
Felony	F	9	68	68	26	42
Misdemeanor	M	69	264	264	73	191
Motion	MO	1	1	1	1	-
Show Cause	SC	18	51	51	27	24
Criminal Total		115	439	439	141	298
<u>Traffic</u>						
Capias	CA	6	27	27	15	12
Infraction	I	1,554	1,547	2,088	1,585	503
Misdemeanor	M	609	1,260	1,260	603	657
Other	O	55	31	58	56	2
Restricted O/L	RL	1	1	1	1	-
Show Cause	SC	1	7	7	5	2
Traffic Total		2,226	2,873	3,441	2,265	1,176
<u>Civil</u>						
Admin License	AL	30	2	30	28	2
Bond Forfeiture	BF	3	5	9	4	5
Impoundment	IM	4	0	4	4	-
Other	OT	5	1	6	5	1
Civil Total		42	8	49	41	8
Newport News-Traffic Totals		2,383	3,320	3,929	2,447	1,482



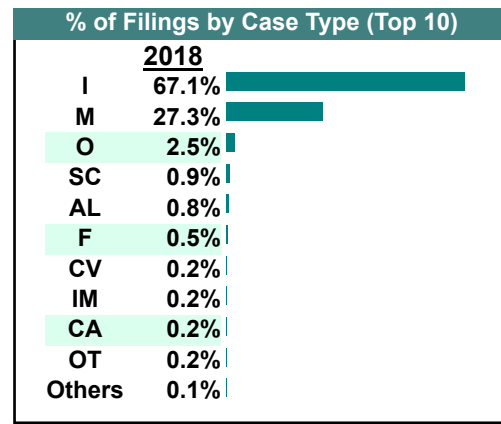
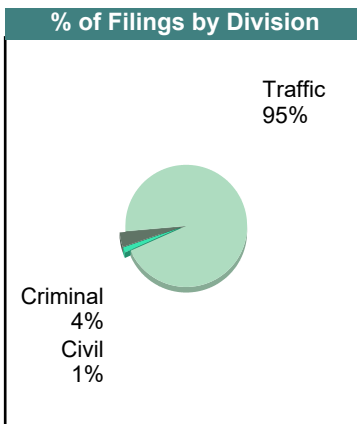
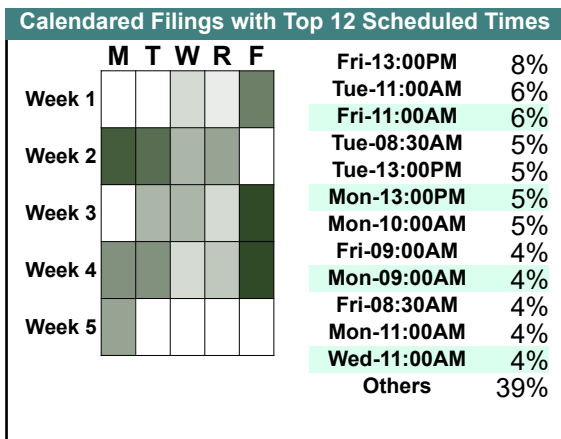
		Filings	Hearings	Transactions	Concluded	Cont
<u>Criminal</u>						
Capias	CA	6	13	13	3	10
Civil Violation	CV	11	29	29	5	24
Felony	F	16	52	52	7	45
Misdemeanor	M	89	259	259	53	206
Show Cause	SC	27	58	58	28	30
Criminal Total		149	411	411	96	315
<u>Traffic</u>						
Capias	CA	1	25	25	8	17
Civil Violation	CV	0	2	2	0	2
Infraction	I	1,631	1,559	2,135	1,584	551
Misdemeanor	M	649	1,337	1,338	604	734
Other	O	40	24	48	44	4
Restricted O/L	RL	2	2	2	2	-
Show Cause	SC	7	12	12	9	3
Traffic Total		2,330	2,961	3,562	2,251	1,311
<u>Civil</u>						
Admin License	AL	29	2	31	29	2
Bond Forfeiture	BF	3	6	9	4	5
Impoundment	IM	6	0	6	6	-
Other	OT	4	0	4	4	-
Civil Total		42	8	50	43	7
Newport News-Traffic Totals		2,521	3,380	4,023	2,390	1,633



		Filings	Hearings	Transactions	Concluded	Cont
<u>Criminal</u>						
Capias	CA	9	17	17	9	8
Civil Violation	CV	14	37	37	11	26
Felony	F	13	53	53	15	38
Misdemeanor	M	79	226	226	68	158
Show Cause	SC	28	48	48	20	28
Criminal Total		143	381	381	123	258
<u>Traffic</u>						
Capias	CA	6	19	19	7	12
Civil Violation	CV	1	1	1	0	1
Infraction	I	1,652	1,667	2,247	1,734	513
Misdemeanor	M	626	1,205	1,205	588	617
Motion	MO	0	1	1	1	-
Other	O	43	44	57	43	14
Show Cause	SC	4	10	10	6	4
Traffic Total		2,332	2,947	3,540	2,379	1,161
<u>Civil</u>						
Admin License	AL	45	3	49	46	3
Bond Forfeiture	BF	3	4	6	2	4
Other	OT	3	0	3	3	-
Civil Total		51	7	58	51	7
Newport News-Traffic Totals		2,526	3,335	3,979	2,553	1,426



		Filings	Hearings	Transactions	Concluded	Cont
<u>Criminal</u>						
Capias	CA	3	16	16	9	7
Civil Violation	CV	5	21	21	4	17
Felony	F	12	57	57	9	48
Misdemeanor	M	65	237	238	67	171
Show Cause	SC	14	28	28	6	22
Criminal Total		99	359	360	95	265
<u>Traffic</u>						
Capias	CA	1	24	24	16	8
Infraction	I	1,645	1,758	2,324	1,601	723
Misdemeanor	M	603	1,242	1,242	552	690
Motion	MO	1	1	1	0	1
Other	O	62	44	70	60	10
Show Cause	SC	8	15	15	6	9
Traffic Total		2,320	3,084	3,676	2,235	1,441
<u>Civil</u>						
Admin License	AL	20	1	20	19	1
Bond Forfeiture	BF	2	4	6	4	2
Impoundment	IM	5	0	5	5	-
Other	OT	4	1	5	4	1
Civil Total		31	6	36	32	4
Newport News-Traffic Totals		2,450	3,449	4,072	2,362	1,710



Filings by Court & Division

	Newport News-Civil		Newport News-Criminal		Newport News-Traffic		Total
C Misdemeanor	-	0%	5,538	83%	1,119	17%	6,657
Felony	-	0%	2,799	93%	207	7%	3,006
Show Cause	281	35%	352	44%	168	21%	801
Capias	9	1%	636	90%	62	9%	707
Civil Violation	-	0%	34	21%	126	79%	160
Motion	-	0%	-	0%	15	100%	15
Total	290	3%	9,359	82%	1,697	15%	11,346
T Infraction	-	0%	351	2%	19,740	98%	20,091
Misdemeanor	-	0%	565	7%	7,972	93%	8,537
Other	-	0%	-	0%	610	100%	610
Capias	-	0%	36	33%	73	67%	109
Show Cause	-	0%	30	30%	71	70%	101
Felony	-	0%	20	91%	2	9%	22
Restricted O/L	-	0%	-	0%	7	100%	7
Motion	-	0%	-	0%	2	100%	2
Civil Violation	-	0%	-	0%	1	100%	1
Total	0	0%	1,002	3%	28,478	97%	29,480
V Unlawful Detainer	14,919	100%	-	0%	-	0%	14,919
Warrant in Debt	6,800	100%	-	0%	-	0%	6,800
Garnishment	6,405	100%	-	0%	-	0%	6,405
Motion for Judgment	1,505	100%	-	0%	-	0%	1,505
Interrogatory	669	100%	-	0%	-	0%	669
Admin License	-	0%	-	0%	369	100%	369
Protective Order	246	100%	-	0%	-	0%	246
Prelim Prot Order	230	100%	-	0%	-	0%	230
Abstract	182	100%	-	0%	-	0%	182
Detinue	174	100%	-	0%	-	0%	174
Show Cause	122	100%	-	0%	-	0%	122
Bond Forfeiture	-	0%	69	64%	38	36%	107
Impoundment	-	0%	-	0%	71	100%	71
Other	18	26%	4	6%	47	68%	69
Tenants Assertion	41	100%	-	0%	-	0%	41
Counter Claim	17	100%	-	0%	-	0%	17
Overweight	9	100%	-	0%	-	0%	9
Third Party Claim	4	100%	-	0%	-	0%	4
Custody Relief	1	100%	-	0%	-	0%	1
Petition-Restore Arms	1	100%	-	0%	-	0%	1
Total	31,343	98%	73	0%	525	2%	31,941
Total	31,633	43%	10,434	14%	30,700	42%	72,767

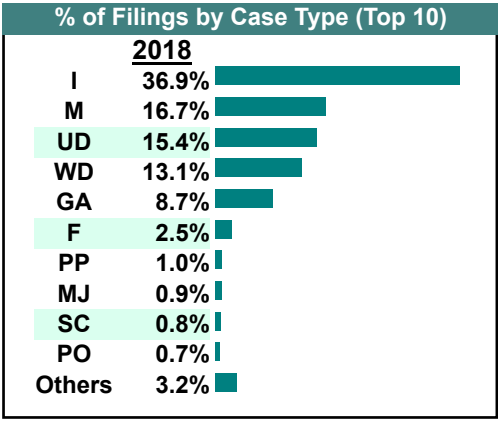
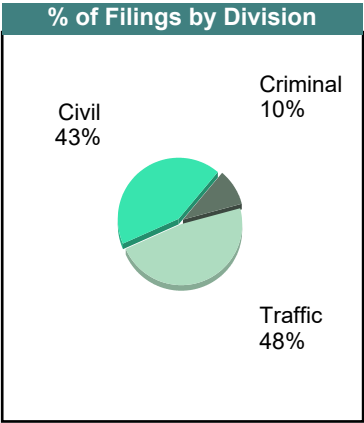
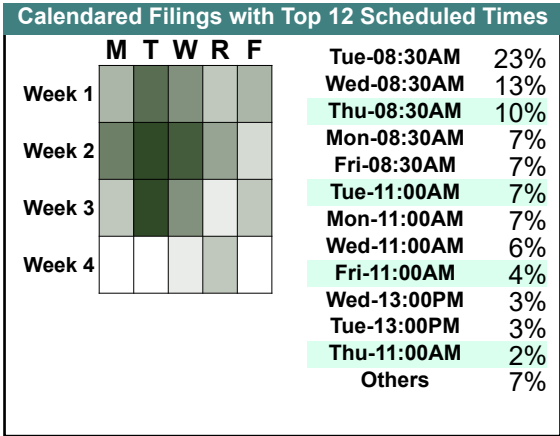
CASELOAD STATISTICS OF THE GENERAL DISTRICT COURTS

December 2018

Hampton

District: 8

		<u>Filings</u>	<u>Hearings</u>	<u>Transactions</u>	<u>Concluded</u>	<u>Cont</u>
<u>Criminal</u>						
Capias	CA	16	76	76	13	63
Civil Violation	CV	8	36	36	10	26
Felony	F	95	471	479	93	384
Misdemeanor	M	261	1,050	1,058	318	740
Show Cause	SC	12	75	75	28	47
Criminal Total		392	1,708	1,724	462	1,260
<u>Traffic</u>						
Capias	CA	1	13	13	3	10
Felony	F	5	27	28	10	17
Infraction	I	1,498	1,660	2,140	1,534	606
Misdemeanor	M	418	1,101	1,101	429	672
Restricted O/L	RL	7	7	7	7	-
Show Cause	SC	2	8	8	4	4
Traffic Total		1,931	2,816	3,297	1,987	1,309
<u>Civil</u>						
Abstract	AJ	4	0	4	4	-
Admin License	AL	16	0	16	16	-
Bond Forfeiture	BF	15	12	20	10	10
Capias	CA	0	2	4	2	2
Counter Claim	CC	3	5	7	4	2
Detinue	DT	15	11	22	17	5
Garnishment	GA	352	72	422	350	72
Impoundment	IM	1	0	1	1	-
Interrogatory	IN	20	19	46	27	19
Motion for Judgment	MJ	38	40	45	39	6
Other	OT	22	7	30	24	6
Protective Order	PO	30	12	40	28	12
Prelim Prot Order	PP	39	25	64	39	-
Show Cause	SC	20	10	28	18	10
Tenants Assertion	TA	2	3	3	1	2
Unlawful Detainer	UD	623	462	683	599	84
Warrant in Debt	WD	532	593	761	520	235
Civil Total		1,732	1,273	2,196	1,699	465
Hampton Totals		4,055	5,797	7,217	4,148	3,034



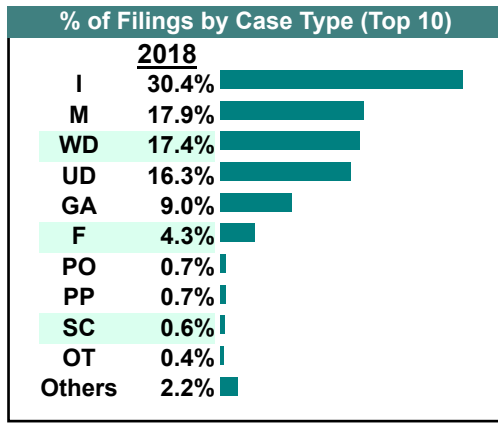
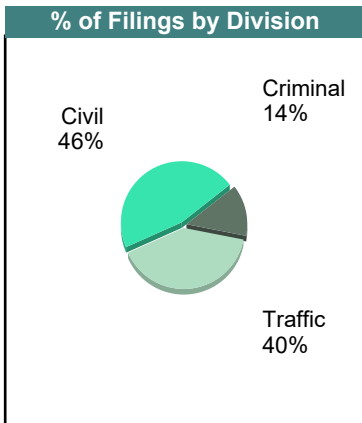
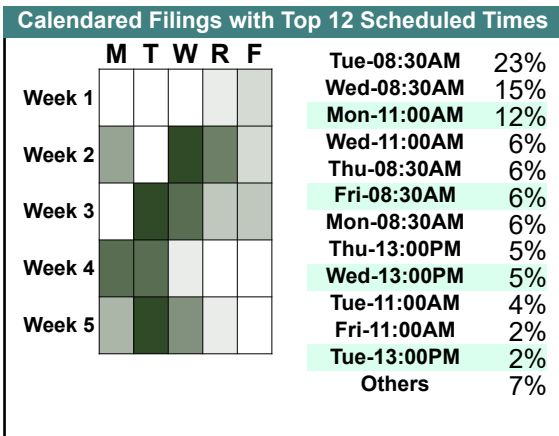
CASELOAD STATISTICS OF THE GENERAL DISTRICT COURTS

November 2018

Hampton

District: 8

		<u>Filings</u>	<u>Hearings</u>	<u>Transactions</u>	<u>Concluded</u>	<u>Cont</u>
<u>Criminal</u>						
Capias	CA	14	79	79	20	59
Civil Violation	CV	10	50	50	15	35
Felony	F	173	707	724	185	539
Misdemeanor	M	367	1,206	1,207	352	854
Show Cause	SC	17	90	90	14	76
Criminal Total		581	2,132	2,150	586	1,563
<u>Traffic</u>						
Capias	CA	2	21	21	10	11
Felony	F	12	32	33	6	27
Infraction	I	1,302	1,428	1,838	1,355	483
Misdemeanor	M	400	974	974	402	572
Restricted O/L	RL	5	5	5	5	-
Show Cause	SC	0	3	3	0	3
Traffic Total		1,721	2,463	2,874	1,778	1,096
<u>Civil</u>						
Abstract	AJ	7	0	7	7	-
Admin License	AL	14	2	16	14	2
Bond Forfeiture	BF	11	9	20	12	8
Capias	CA	1	2	2	0	2
Counter Claim	CC	3	1	5	4	1
Detinue	DT	2	2	5	5	-
Garnishment	GA	386	64	449	385	64
Interrogatory	IN	15	16	31	15	16
Motion for Judgment	MJ	7	10	15	12	3
Other	OT	18	8	25	20	5
Protective Order	PO	28	9	34	25	9
Prelim Prot Order	PP	28	20	48	28	-
Petition-Restore Arms	PR	1	0	1	1	-
Show Cause	SC	8	10	21	11	10
Tenants Assertion	TA	1	0	3	3	-
Third Party Claim	TH	0	0	1	1	-
Unlawful Detainer	UD	698	518	784	703	77
Warrant in Debt	WD	746	779	971	704	265
Civil Total		1,974	1,450	2,438	1,950	462
Hampton Totals		4,276	6,045	7,462	4,314	3,121



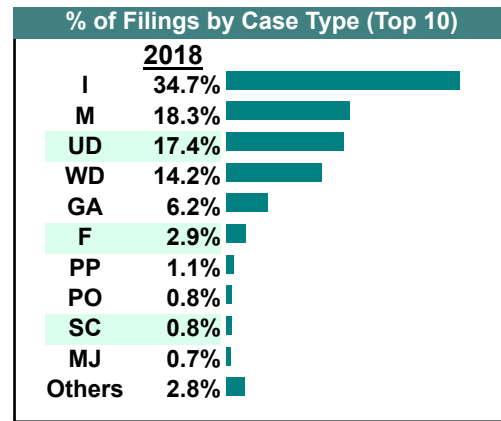
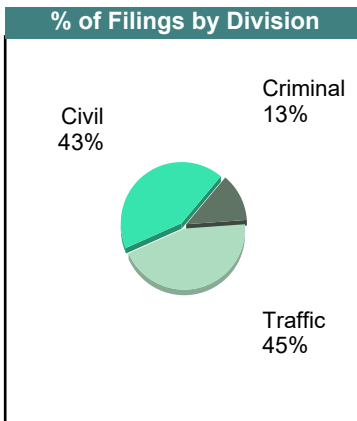
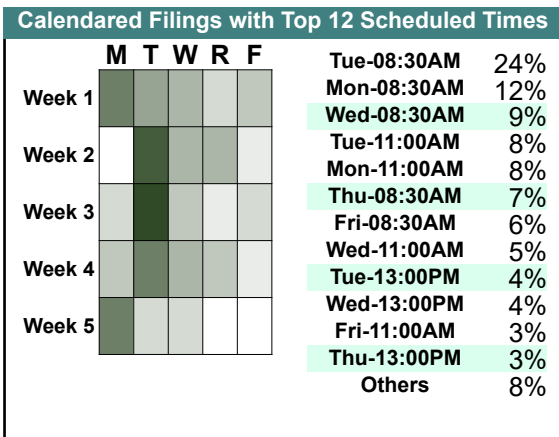
CASELOAD STATISTICS OF THE GENERAL DISTRICT COURTS

October 2018

Hampton

District: 8

		<u>Filings</u>	<u>Hearings</u>	<u>Transactions</u>	<u>Concluded</u>	<u>Cont</u>
<u>Criminal</u>						
Capias	CA	13	83	83	20	63
Civil Violation	CV	10	38	38	11	27
Felony	F	130	762	783	183	598
Misdemeanor	M	410	1,386	1,395	441	949
Other	O	1	1	1	0	1
Show Cause	SC	21	112	112	23	89
Criminal Total		585	2,382	2,412	678	1,727
<u>Traffic</u>						
Capias	CA	3	30	30	3	27
Civil Violation	CV	2	1	2	1	1
Felony	F	5	16	17	3	14
Infraction	I	1,607	1,766	2,297	1,690	607
Misdemeanor	M	439	1,103	1,103	460	642
Restricted O/L	RL	7	7	7	7	-
Show Cause	SC	1	3	3	0	3
Traffic Total		2,064	2,926	3,459	2,164	1,294
<u>Civil</u>						
Abstract	AJ	6	0	6	6	-
Admin License	AL	15	0	16	16	-
Bond Forfeiture	BF	9	8	18	15	3
Capias	CA	0	3	4	1	3
Counter Claim	CC	0	1	1	1	-
Detinue	DT	28	21	33	28	5
Garnishment	GA	287	60	361	301	60
Interrogatory	IN	18	25	53	28	25
Motion for Judgment	MJ	33	38	58	49	8
Other	OT	13	12	22	12	10
Protective Order	PO	39	20	55	35	19
Prelim Prot Order	PP	53	34	88	54	-
Petition-Restore Arms	PR	1	0	1	1	-
Show Cause	SC	16	14	32	18	14
Tenants Assertion	TA	4	5	7	4	3
Unlawful Detainer	UD	808	630	914	795	118
Warrant in Debt	WD	658	747	915	633	279
Civil Total		1,988	1,618	2,584	1,997	547
Hampton Totals		4,637	6,926	8,455	4,839	3,568



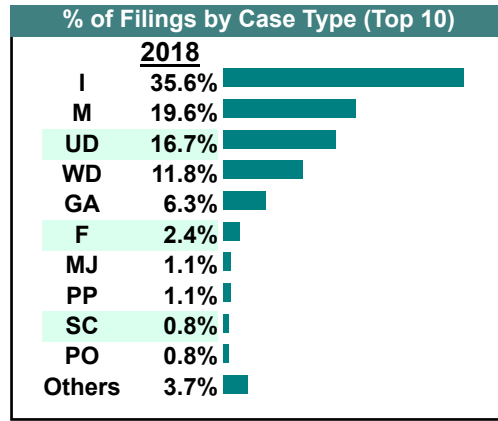
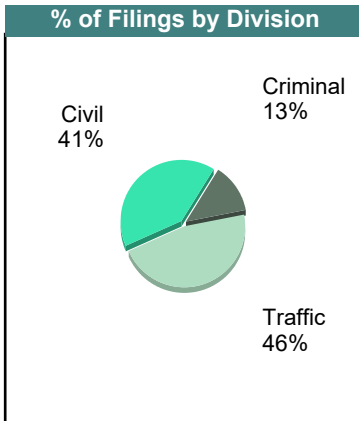
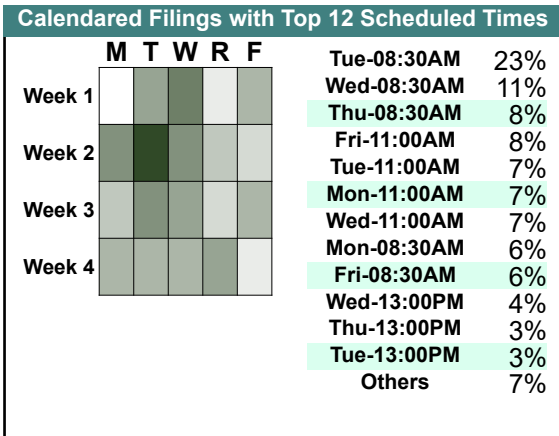
CASELOAD STATISTICS OF THE GENERAL DISTRICT COURTS

September 2018

Hampton

District: 8

		<u>Filings</u>	<u>Hearings</u>	<u>Transactions</u>	<u>Concluded</u>	<u>Cont</u>
<u>Criminal</u>						
Capias	CA	24	101	101	26	75
Civil Violation	CV	9	47	47	15	32
Felony	F	96	543	566	122	442
Misdemeanor	M	392	1,297	1,308	375	932
Show Cause	SC	19	92	92	32	60
Criminal Total		540	2,080	2,114	570	1,541
<u>Traffic</u>						
Capias	CA	7	31	31	6	25
Felony	F	4	23	23	8	15
Infraction	I	1,471	1,863	2,352	1,544	808
Misdemeanor	M	419	1,178	1,179	438	741
Restricted O/L	RL	10	10	10	10	-
Show Cause	SC	1	5	5	0	5
Traffic Total		1,912	3,110	3,600	2,006	1,594
<u>Civil</u>						
Abstract	AJ	10	0	11	11	-
Admin License	AL	14	0	14	14	-
Bond Forfeiture	BF	14	12	23	13	10
Capias	CA	0	2	3	1	2
Counter Claim	CC	5	5	6	1	5
Detinue	DT	9	8	11	7	4
Garnishment	GA	259	78	318	240	78
Impoundment	IM	1	0	1	1	-
Interrogatory	IN	30	31	53	22	31
Motion for Judgment	MJ	47	49	59	36	23
Other	OT	17	8	22	14	8
Protective Order	PO	32	8	42	34	8
Prelim Prot Order	PP	45	32	77	45	-
Show Cause	SC	14	10	21	12	9
Tenants Assertion	TA	3	4	5	2	3
Unlawful Detainer	UD	690	685	948	709	239
Warrant in Debt	WD	489	585	739	527	210
Civil Total		1,679	1,517	2,353	1,689	630
Hampton Totals		4,131	6,707	8,067	4,265	3,765



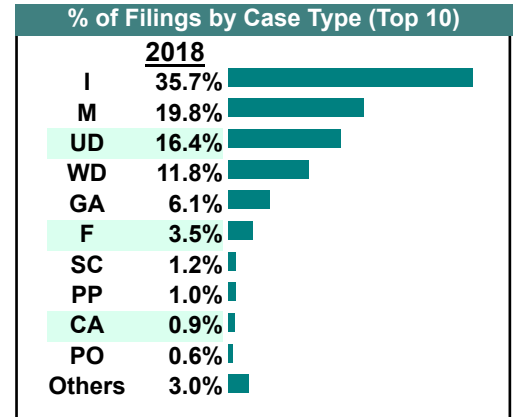
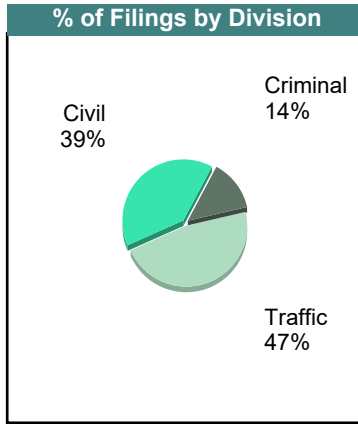
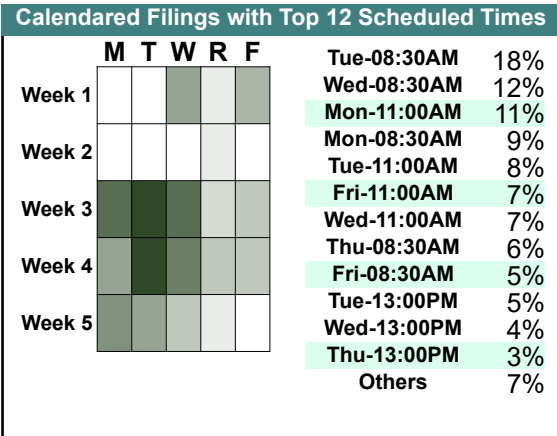
CASELOAD STATISTICS OF THE GENERAL DISTRICT COURTS

August 2018

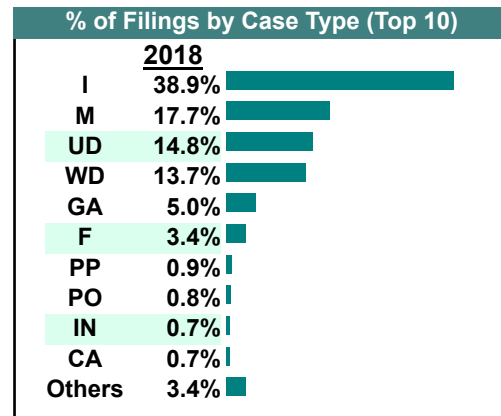
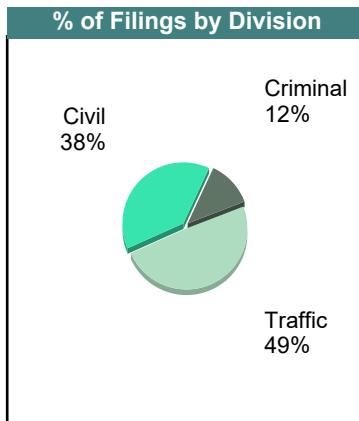
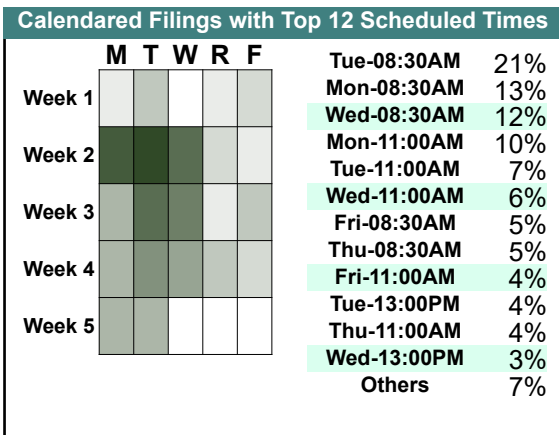
Hampton

District: 8

		<u>Filings</u>	<u>Hearings</u>	<u>Transactions</u>	<u>Concluded</u>	<u>Cont</u>
<u>Criminal</u>						
Capias	CA	32	96	96	17	79
Civil Violation	CV	9	55	55	21	34
Felony	F	165	801	819	139	677
Misdemeanor	M	418	1,486	1,493	460	1,032
Show Cause	SC	18	64	64	19	45
Criminal Total		642	2,502	2,527	656	1,867
<u>Traffic</u>						
Capias	CA	10	23	23	6	17
Felony	F	1	29	30	11	19
Infraction	I	1,684	1,699	2,289	1,660	628
Misdemeanor	M	517	1,141	1,141	469	672
Restricted O/L	RL	9	9	9	9	-
Show Cause	SC	0	7	7	3	4
Traffic Total		2,221	2,908	3,499	2,158	1,340
<u>Civil</u>						
Abstract	AJ	10	0	10	10	-
Admin License	AL	28	2	30	28	2
Bond Forfeiture	BF	14	11	21	13	8
Capias	CA	2	7	10	3	7
Counter Claim	CC	1	3	5	3	2
Detinue	DT	13	12	17	13	4
Garnishment	GA	287	59	341	282	59
Interrogatory	IN	12	29	60	31	29
Motion for Judgment	MJ	24	27	32	23	9
Other	OT	17	6	18	14	4
Protective Order	PO	30	6	43	37	6
Prelim Prot Order	PP	49	15	64	49	-
Show Cause	SC	37	19	65	46	19
Tenants Assertion	TA	3	3	6	3	3
Unlawful Detainer	UD	773	566	891	766	125
Warrant in Debt	WD	558	640	798	548	250
Civil Total		1,858	1,405	2,411	1,869	527
Hampton Totals		4,721	6,815	8,437	4,683	3,734



		Filings	Hearings	Transactions	Concluded	Cont
<u>Criminal</u>						
Capias	CA	28	75	75	22	53
Civil Violation	CV	18	49	49	9	40
Felony	F	178	762	779	183	596
Misdemeanor	M	428	1,302	1,309	433	876
Show Cause	SC	16	95	95	32	63
Criminal Total		668	2,283	2,307	679	1,628
<u>Traffic</u>						
Capias	CA	7	17	17	6	11
Felony	F	5	29	29	5	24
Infraction	I	2,092	1,945	2,651	1,977	674
Misdemeanor	M	523	1,160	1,164	490	674
Restricted O/L	RL	9	8	9	9	-
Show Cause	SC	0	2	2	1	1
Traffic Total		2,636	3,161	3,872	2,488	1,384
<u>Civil</u>						
Abstract	AJ	11	1	11	10	1
Admin License	AL	28	1	29	28	1
Bond Forfeiture	BF	9	6	14	8	6
Capias	CA	1	7	10	3	7
Detinue	DT	13	15	18	11	7
Garnishment	GA	267	50	320	270	50
Interrogatory	IN	37	29	65	36	29
Motion for Judgment	MJ	31	30	38	30	8
Mechanic's Lien	ML	1	0	1	1	-
Overweight	OC	0	0	1	1	-
Other	OT	19	5	21	18	3
Protective Order	PO	42	13	62	49	13
Prelim Prot Order	PP	50	0	51	51	-
Petition-Restore Arms	PR	1	0	2	2	-
Show Cause	SC	19	10	26	18	8
Tenants Assertion	TA	6	4	7	6	1
Third Party Claim	TH	1	1	1	1	-
Unlawful Detainer	UD	796	551	849	761	88
Warrant in Debt	WD	735	741	950	677	273
Civil Total		2,067	1,464	2,476	1,981	495
Hampton Totals		5,371	6,908	8,655	5,148	3,507



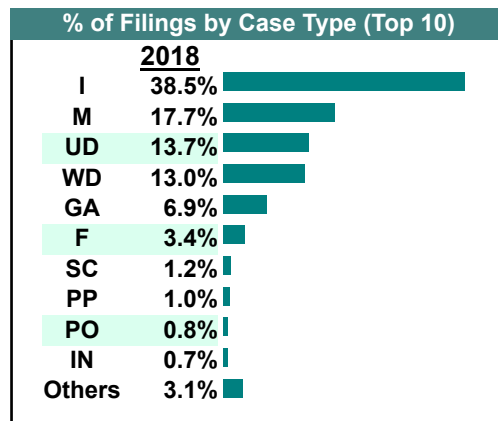
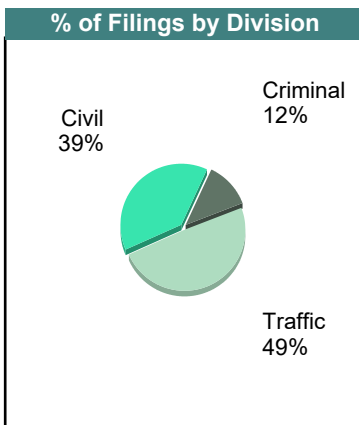
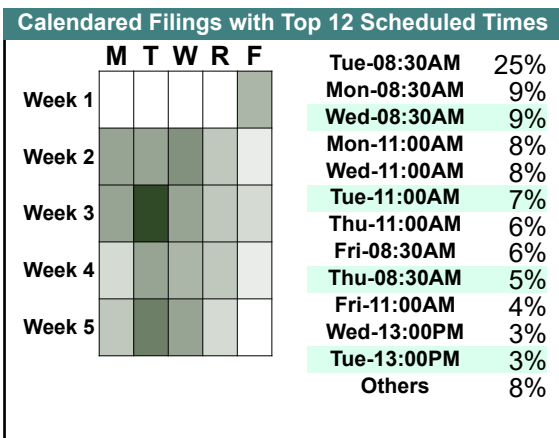
CASELOAD STATISTICS OF THE GENERAL DISTRICT COURTS

June 2018

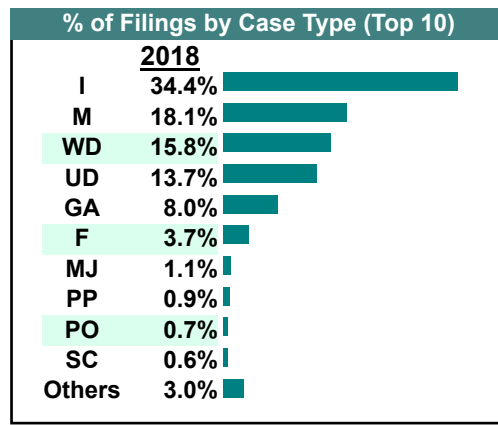
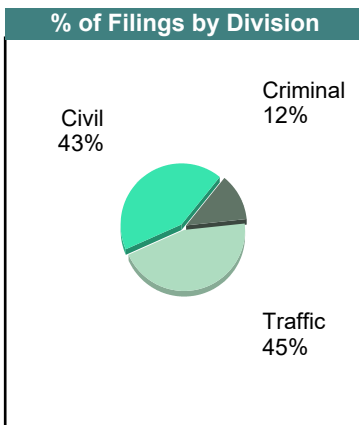
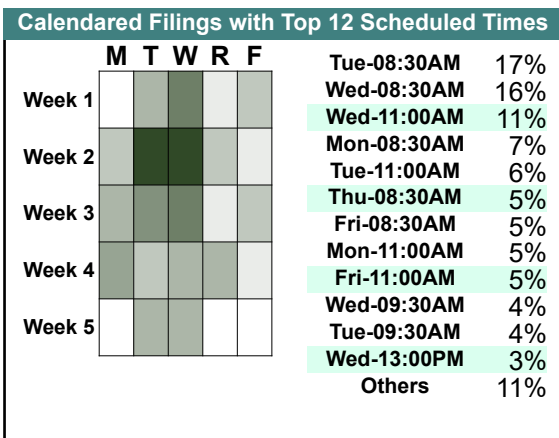
Hampton

District: 8

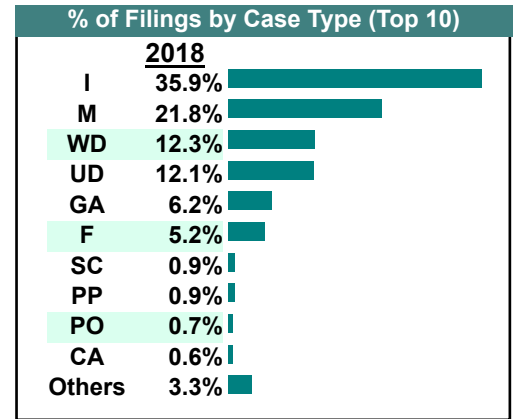
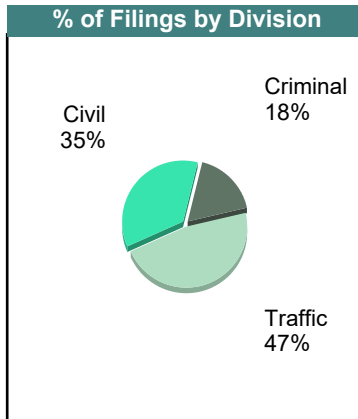
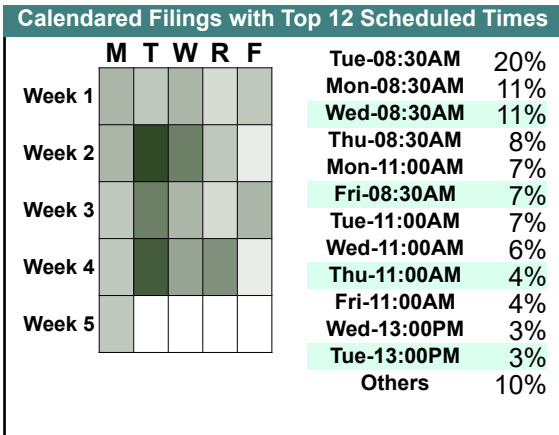
		<u>Filings</u>	<u>Hearings</u>	<u>Transactions</u>	<u>Concluded</u>	<u>Cont</u>
<u>Criminal</u>						
Capias	CA	26	101	101	26	75
Civil Violation	CV	12	46	46	12	34
Felony	F	155	707	743	176	567
Misdemeanor	M	367	1,314	1,320	479	841
Show Cause	SC	27	106	106	30	76
Criminal Total		587	2,274	2,316	723	1,593
<u>Traffic</u>						
Capias	CA	6	28	28	5	23
Felony	F	9	36	37	5	32
Infraction	I	1,848	1,954	2,529	1,850	679
Misdemeanor	M	484	1,149	1,150	519	631
Restricted O/L	RL	4	4	4	4	-
Show Cause	SC	4	12	12	3	9
Traffic Total		2,355	3,183	3,760	2,386	1,374
<u>Civil</u>						
Abstract	AJ	4	0	4	4	-
Admin License	AL	24	2	25	23	2
Bond Forfeiture	BF	11	8	23	18	5
Capias	CA	1	10	10	0	10
Counter Claim	CC	4	4	6	3	3
Detinue	DT	6	4	8	5	3
Garnishment	GA	333	53	402	349	53
Impoundment	IM	3	0	3	3	-
Interrogatory	IN	35	51	73	22	50
Motion for Judgment	MJ	30	34	46	37	9
Other	OT	14	4	19	16	3
Protective Order	PO	37	9	42	33	9
Prelim Prot Order	PP	47	0	47	47	-
Show Cause	SC	25	29	50	21	29
Tenants Assertion	TA	1	2	4	3	1
Third Party Claim	TH	1	1	2	1	1
Unlawful Detainer	UD	657	500	727	652	75
Warrant in Debt	WD	623	684	902	676	226
Civil Total		1,856	1,395	2,393	1,913	479
Hampton Totals		4,798	6,852	8,469	5,022	3,446



		Filings	Hearings	Transactions	Concluded	Cont
<u>Criminal</u>						
Capias	CA	17	91	91	18	73
Civil Violation	CV	14	55	55	15	40
Felony	F	169	796	826	149	677
Misdemeanor	M	372	1,389	1,391	415	976
Show Cause	SC	16	88	88	24	64
Criminal Total		588	2,419	2,451	621	1,830
<u>Traffic</u>						
Capias	CA	2	16	16	1	15
Felony	F	6	31	32	9	23
Infraction	I	1,618	1,763	2,266	1,616	650
Misdemeanor	M	479	1,201	1,202	497	705
Restricted O/L	RL	6	6	6	6	-
Show Cause	SC	4	14	14	4	10
Traffic Total		2,115	3,031	3,536	2,133	1,403
<u>Civil</u>						
Abstract	AJ	12	0	12	12	-
Admin License	AL	23	0	25	25	-
Bond Forfeiture	BF	17	14	25	12	13
Capias	CA	0	4	4	0	4
Counter Claim	CC	4	3	7	4	3
Detinue	DT	7	8	13	9	4
Garnishment	GA	377	79	427	348	79
Interrogatory	IN	24	21	41	20	21
Motion for Judgment	MJ	51	49	62	48	14
Overweight	OC	1	1	1	0	1
Other	OT	9	7	17	15	2
Protective Order	PO	32	7	45	38	7
Prelim Prot Order	PP	42	0	42	42	-
Show Cause	SC	9	4	11	7	4
Tenants Assertion	TA	6	5	8	7	1
Third Party Claim	TH	0	1	1	0	1
Unlawful Detainer	UD	646	463	733	670	63
Warrant in Debt	WD	743	790	1,010	736	274
Civil Total		2,003	1,456	2,484	1,993	491
Hampton Totals		4,706	6,906	8,471	4,747	3,724



		<u>Filings</u>	<u>Hearings</u>	<u>Transactions</u>	<u>Concluded</u>	<u>Cont</u>
<u>Criminal</u>						
Capias	CA	23	68	68	18	50
Civil Violation	CV	19	50	51	13	38
Felony	F	239	853	890	156	734
Misdemeanor	M	557	1,419	1,423	331	1,092
Show Cause	SC	18	95	95	28	67
Criminal Total		856	2,485	2,527	546	1,981
<u>Traffic</u>						
Capias	CA	5	21	21	5	16
Felony	F	12	34	37	7	30
Infraction	I	1,745	1,757	2,329	1,708	621
Misdemeanor	M	500	1,154	1,155	485	670
Restricted O/L	RL	13	14	14	13	1
Show Cause	SC	0	6	6	0	6
Traffic Total		2,275	2,986	3,562	2,218	1,344
<u>Civil</u>						
Abstract	AJ	11	0	11	11	-
Admin License	AL	26	2	29	27	2
Bond Forfeiture	BF	21	14	31	19	12
Capias	CA	3	9	15	6	9
Counter Claim	CC	2	3	6	4	2
Detinue	DT	7	7	11	5	6
Garnishment	GA	303	45	338	293	45
Impoundment	IM	3	0	3	3	-
Interrogatory	IN	26	34	78	44	34
Motion for Judgment	MJ	17	26	28	20	8
Other	OT	12	4	17	15	2
Protective Order	PO	34	11	44	33	11
Prelim Prot Order	PP	43	1	43	42	1
Petition-Restore Arms	PR	1	1	1	0	1
Show Cause	SC	28	24	54	30	24
Tenants Assertion	TA	2	4	4	2	2
Third Party Claim	TH	0	0	1	1	-
Unlawful Detainer	UD	587	428	698	631	67
Warrant in Debt	WD	597	683	855	610	245
Civil Total		1,723	1,296	2,267	1,796	471
Hampton Totals		4,854	6,767	8,356	4,560	3,796



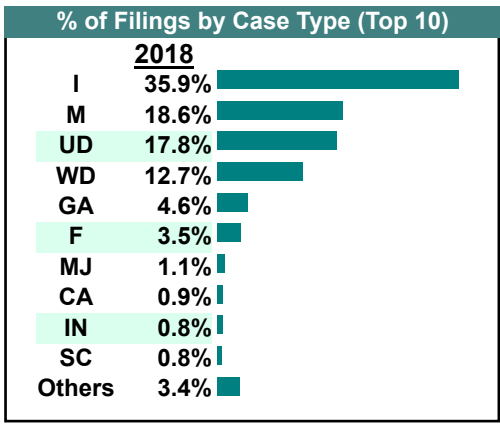
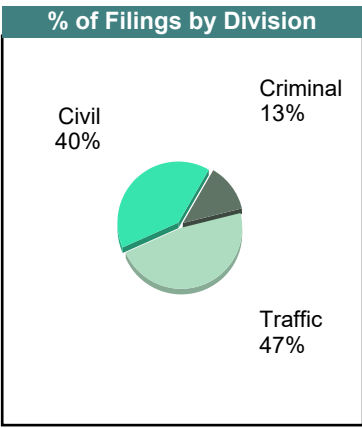
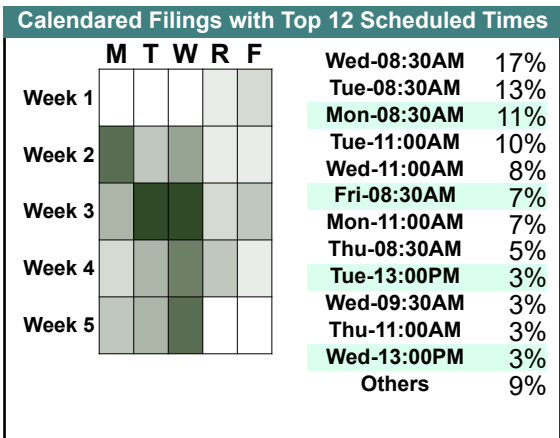
CASELOAD STATISTICS OF THE GENERAL DISTRICT COURTS

March 2018

Hampton

District: 8

		<u>Filings</u>	<u>Hearings</u>	<u>Transactions</u>	<u>Concluded</u>	<u>Cont</u>
<u>Criminal</u>						
Capias	CA	34	70	70	10	60
Civil Violation	CV	12	46	46	14	32
Felony	F	153	718	752	219	533
Misdemeanor	M	367	1,341	1,350	456	894
Show Cause	SC	27	114	114	24	90
Criminal Total		593	2,289	2,332	723	1,609
<u>Traffic</u>						
Capias	CA	3	24	24	6	18
Felony	F	9	35	37	10	27
Infraction	I	1,666	1,915	2,455	1,850	605
Misdemeanor	M	496	1,247	1,247	595	652
Restricted O/L	RL	13	13	13	13	-
Show Cause	SC	1	13	13	8	5
Traffic Total		2,188	3,247	3,789	2,482	1,307
<u>Civil</u>						
Abstract	AJ	1	0	1	1	-
Admin License	AL	21	3	25	22	3
Bond Forfeiture	BF	17	11	22	12	10
Capias	CA	3	4	4	0	4
Counter Claim	CC	2	2	3	1	2
Detinue	DT	14	15	19	14	5
Garnishment	GA	212	39	251	212	39
Interrogatory	IN	39	33	53	20	33
Motion for Judgment	MJ	51	49	65	51	14
Overweight	OC	0	0	1	1	-
Other	OT	19	6	22	17	5
Protective Order	PO	23	10	32	22	10
Prelim Prot Order	PP	33	0	33	33	-
Petition-Restore Arms	PR	2	0	2	2	-
Show Cause	SC	7	7	12	5	7
Tenants Assertion	TA	2	5	7	3	4
Unlawful Detainer	UD	824	456	926	836	90
Warrant in Debt	WD	589	744	995	747	248
Civil Total		1,859	1,384	2,473	1,999	474
Hampton Totals		4,640	6,920	8,594	5,204	3,390



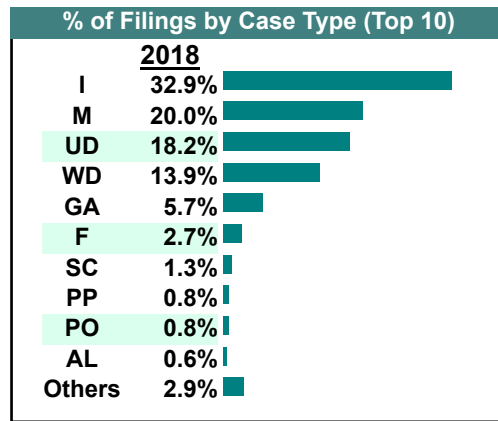
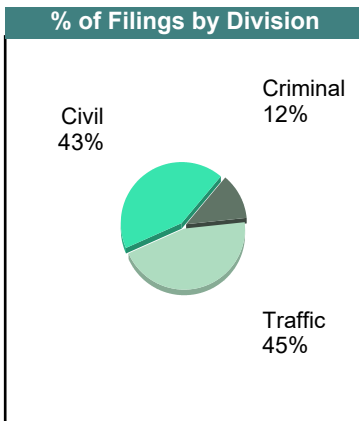
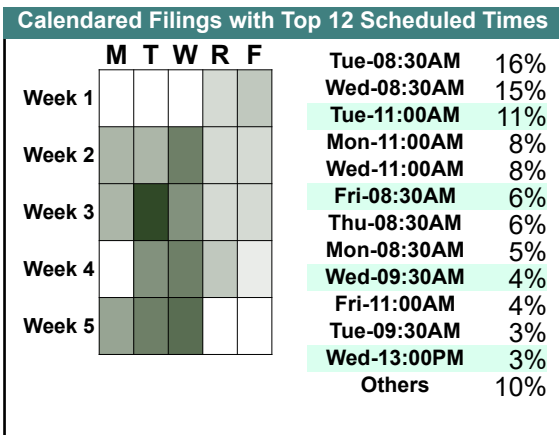
CASELOAD STATISTICS OF THE GENERAL DISTRICT COURTS

February 2018

Hampton

District: 8

		<u>Filings</u>	<u>Hearings</u>	<u>Transactions</u>	<u>Concluded</u>	<u>Cont</u>
<u>Criminal</u>						
Capias	CA	9	59	59	16	43
Civil Violation	CV	12	51	51	12	39
Felony	F	110	631	646	128	518
Misdemeanor	M	368	1,350	1,356	455	901
Show Cause	SC	25	116	116	34	82
Criminal Total		524	2,207	2,228	645	1,583
<u>Traffic</u>						
Capias	CA	7	23	23	6	17
Felony	F	5	29	30	6	24
Infraction	I	1,401	1,863	2,263	1,544	719
Misdemeanor	M	485	1,282	1,283	504	779
Restricted O/L	RL	8	8	8	8	-
Show Cause	SC	5	17	17	5	12
Traffic Total		1,911	3,222	3,624	2,073	1,551
<u>Civil</u>						
Abstract	AJ	4	0	4	4	-
Admin License	AL	25	4	27	23	4
Bond Forfeiture	BF	11	9	16	8	8
Capias	CA	3	9	11	2	9
Counter Claim	CC	2	3	4	2	2
Detinue	DT	8	12	15	11	4
Garnishment	GA	244	43	301	258	43
Impoundment	IM	1	0	1	1	-
Interrogatory	IN	19	35	57	22	35
Motion for Judgment	MJ	17	19	32	24	8
Overweight	OC	2	2	4	2	2
Other	OT	17	8	23	19	4
Protective Order	PO	35	14	45	31	14
Prelim Prot Order	PP	36	0	37	37	-
Show Cause	SC	24	21	40	19	21
Tenants Assertion	TA	5	4	5	2	3
Third Party Claim	TH	0	1	1	0	1
Unlawful Detainer	UD	777	513	838	750	88
Warrant in Debt	WD	594	697	865	505	360
Civil Total		1,824	1,394	2,326	1,720	606
Hampton Totals		4,259	6,823	8,178	4,438	3,740



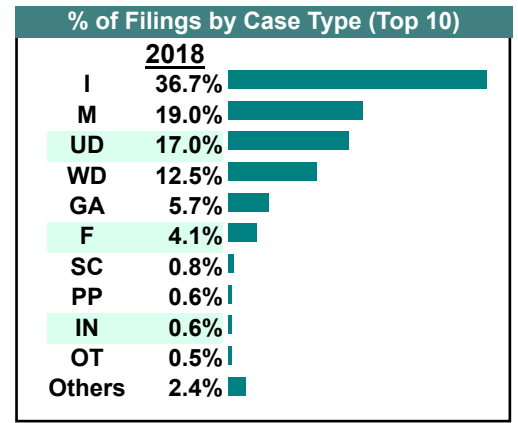
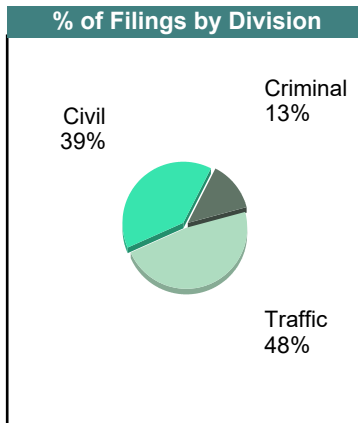
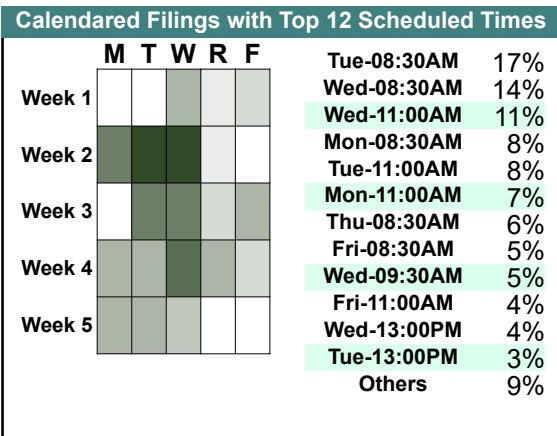
CASELOAD STATISTICS OF THE GENERAL DISTRICT COURTS

January 2018

Hampton

District: 8

		Filings	Hearings	Transactions	Concluded	Cont
<u>Criminal</u>						
Capias	CA	10	49	49	7	42
Civil Violation	CV	8	53	53	13	40
Felony	F	192	888	900	124	776
Misdemeanor	M	412	1,323	1,329	320	1,009
Show Cause	SC	21	145	145	22	123
Criminal Total		643	2,458	2,476	486	1,990
<u>Traffic</u>						
Capias	CA	3	22	22	5	17
Felony	F	5	29	29	5	24
Infraction	I	1,783	2,040	2,526	1,681	845
Misdemeanor	M	513	1,325	1,325	535	790
Restricted O/L	RL	5	5	5	5	-
Show Cause	SC	7	17	17	6	11
Traffic Total		2,316	3,438	3,924	2,237	1,687
<u>Civil</u>						
Abstract	AJ	3	0	3	3	-
Admin License	AL	19	3	24	21	3
Bond Forfeiture	BF	8	12	18	8	10
Capias	CA	5	5	7	3	4
Counter Claim	CC	2	2	4	2	2
Detinue	DT	13	10	14	10	4
Garnishment	GA	278	55	342	287	55
Impoundment	IM	1	0	1	1	-
Interrogatory	IN	27	27	53	26	27
Motion for Judgment	MJ	16	28	40	22	18
Overweight	OC	1	1	1	0	1
Other	OT	26	15	34	20	14
Protective Order	PO	22	15	40	25	15
Prelim Prot Order	PP	28	3	30	27	3
Show Cause	SC	13	7	22	15	7
Tenants Assertion	TA	3	7	9	4	5
Unlawful Detainer	UD	829	556	918	824	94
Warrant in Debt	WD	610	695	891	586	305
Civil Total		1,904	1,441	2,451	1,884	567
Hampton Totals		4,863	7,337	8,851	4,607	4,244




Filings by Court & Division

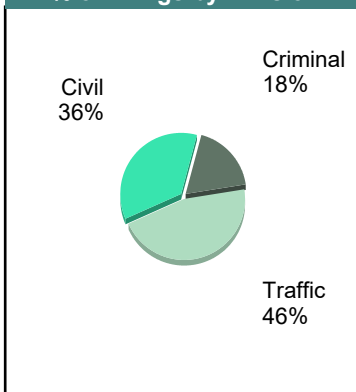
		<u>Hampton</u>	
C	Misdemeanor	4,719	8.5%
	Felony	1,855	3.4%
	Capias	246	0.4%
	Show Cause	237	0.4%
	Civil Violation	141	0.3%
	Other	1	0.0%
	Total	7,199	13%
T	Infraction	19,715	35.6%
	Misdemeanor	5,673	10.3%
	Restricted O/L	96	0.2%
	Felony	78	0.1%
	Capias	56	0.1%
	Show Cause	25	0.0%
	Civil Violation	2	0.0%
Total	25,645	46%	
V	Unlawful Detainer	8,708	15.7%
	Warrant in Debt	7,474	13.5%
	Garnishment	3,585	6.5%
	Prelim Prot Order	493	0.9%
	Protective Order	384	0.7%
	Motion for Judgment	362	0.7%
	Interrogatory	302	0.5%
	Admin License	253	0.5%
	Show Cause	220	0.4%
	Other	203	0.4%
	Bond Forfeiture	157	0.3%
	Detinue	135	0.2%
	Abstract	83	0.2%
	Tenants Assertion	38	0.1%
	Counter Claim	28	0.1%
	Capias	19	0.0%
	Impoundment	10	0.0%
	Petition-Restore Arms	6	0.0%
	Overweight	4	0.0%
	Third Party Claim	2	0.0%
Mechanic's Lien	1	0.0%	
Total	22,467	41%	
Total	55,311	100%	

		Filings	Hearings	Transactions	Concluded	Cont
<u>Criminal</u>						
Capias	CA	4	6	6	2	4
Felony	F	3	21	21	11	10
Misdemeanor	M	6	13	15	11	4
Motion	MO	2	2	2	2	-
Show Cause	SC	3	7	7	2	5
Criminal Total		18	49	51	28	23
<u>Traffic</u>						
Capias	CA	2	3	3	2	1
Felony	F	0	1	1	1	-
Infraction	I	30	29	41	28	13
Misdemeanor	M	12	29	29	19	10
Show Cause	SC	1	3	3	2	1
Traffic Total		45	65	77	52	25
<u>Civil</u>						
Garnishment	GA	2	0	2	2	-
Motion for Judgment	MJ	1	1	2	1	1
Unlawful Detainer	UD	0	0	1	1	-
Warrant in Debt	WD	32	22	33	27	6
Civil Total		35	23	38	31	7
Charles City Totals		98	137	166	111	55

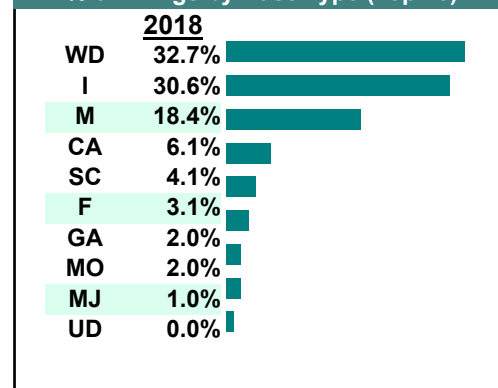
Calendared Filings with Top 12 Scheduled Times



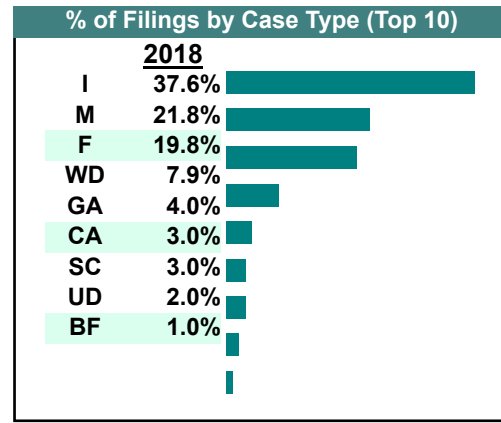
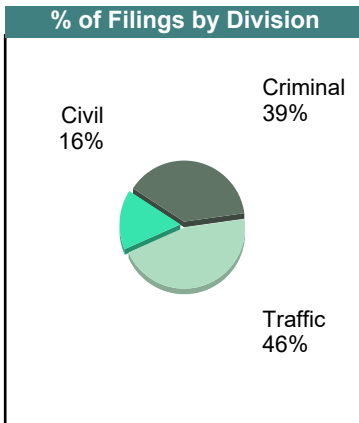
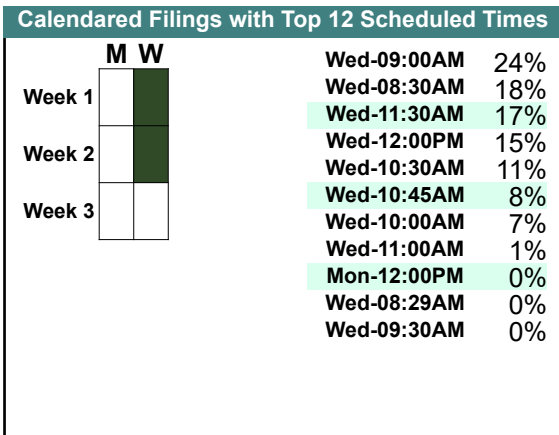
% of Filings by Division



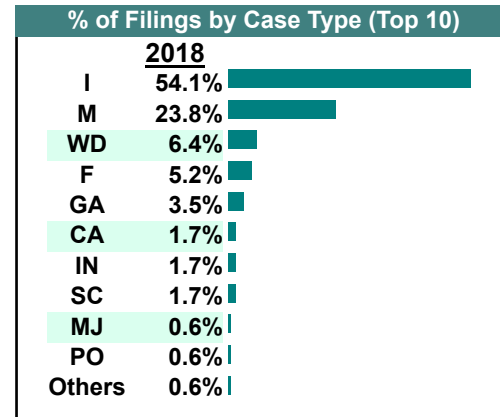
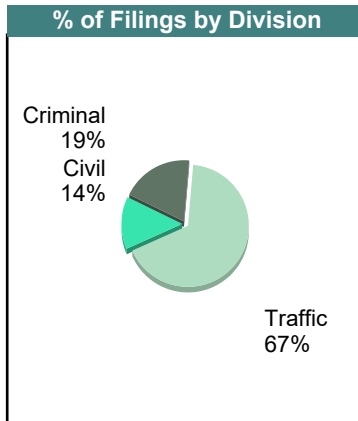
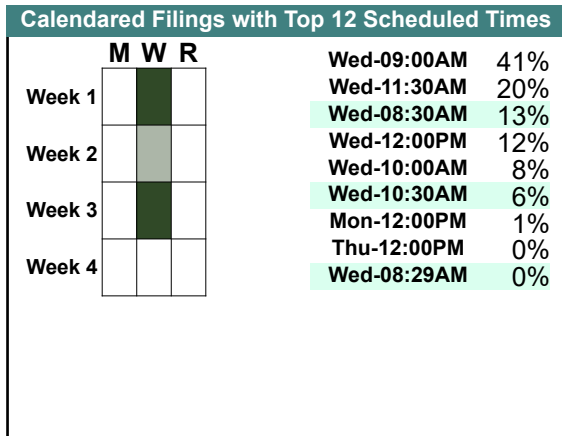
% of Filings by Case Type (Top 10)



		<u>Filings</u>	<u>Hearings</u>	<u>Transactions</u>	<u>Concluded</u>	<u>Cont</u>
<u>Criminal</u>						
Capias	CA	2	3	3	0	3
Felony	F	20	36	36	7	29
Misdemeanor	M	15	23	24	15	9
Show Cause	SC	2	3	3	0	3
Criminal Total		39	65	66	22	44
<u>Traffic</u>						
Capias	CA	1	1	1	1	-
Infraction	I	38	31	48	42	6
Misdemeanor	M	7	15	15	11	4
Traffic Total		46	47	64	54	10
<u>Civil</u>						
Bond Forfeiture	BF	1	1	1	1	-
Garnishment	GA	4	2	6	4	2
Show Cause	SC	1	0	1	1	-
Unlawful Detainer	UD	2	2	2	1	1
Warrant in Debt	WD	8	9	13	11	2
Civil Total		16	14	23	18	5
Charles City Totals		101	126	153	94	59



		<u>Filings</u>	<u>Hearings</u>	<u>Transactions</u>	<u>Concluded</u>	<u>Cont</u>
<u>Criminal</u>						
Capias	CA	3	5	5	4	1
Civil Violation	CV	0	1	1	1	-
Felony	F	9	12	12	2	10
Misdemeanor	M	20	42	43	21	22
Show Cause	SC	1	4	4	2	2
Criminal Total		33	64	65	30	35
<u>Traffic</u>						
Capias	CA	0	2	2	0	2
Infraction	I	93	58	112	93	19
Misdemeanor	M	21	43	43	24	19
Show Cause	SC	1	2	2	1	1
Traffic Total		115	105	159	118	41
<u>Civil</u>						
Counter Claim	CC	0	1	2	1	1
Garnishment	GA	6	0	6	6	-
Interrogatory	IN	3	2	4	2	2
Motion for Judgment	MJ	1	1	2	1	1
Protective Order	PO	1	0	1	1	-
Prelim Prot Order	PP	1	0	1	1	-
Show Cause	SC	1	0	1	1	-
Warrant in Debt	WD	11	13	15	11	4
Civil Total		24	17	32	24	8
Charles City Totals		172	186	256	172	84



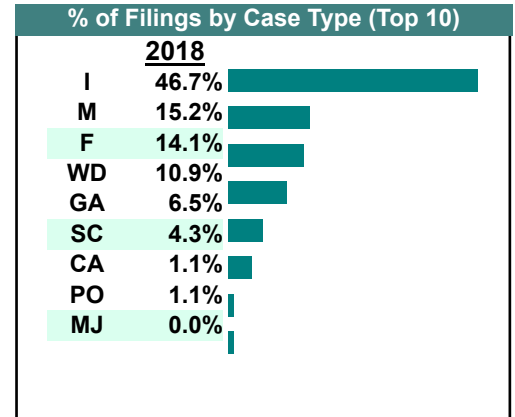
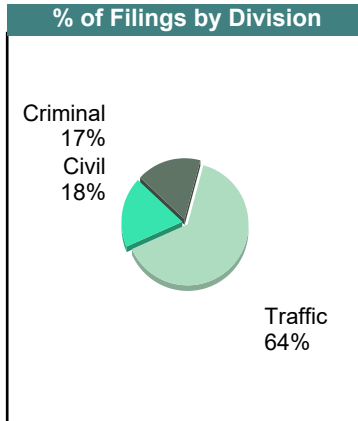
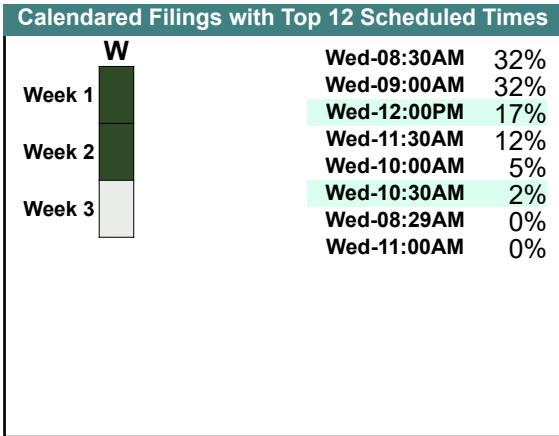
CASELOAD STATISTICS OF THE GENERAL DISTRICT COURTS

September 2018

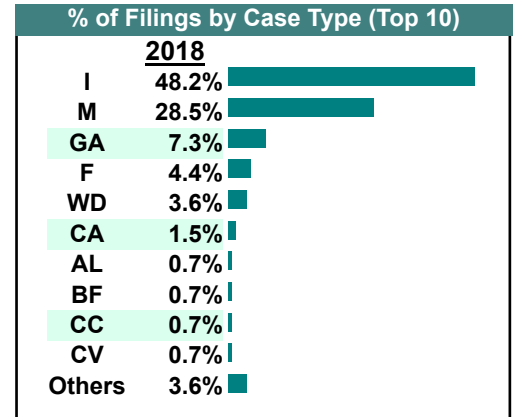
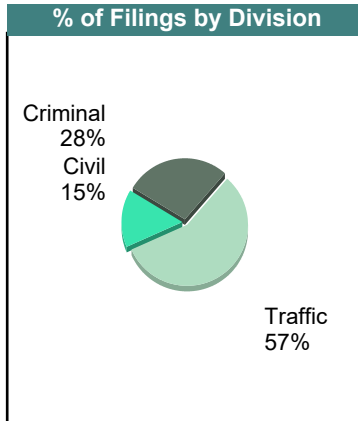
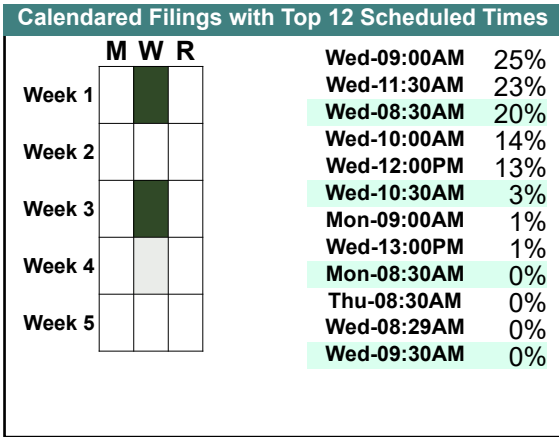
Charles City

District: 9

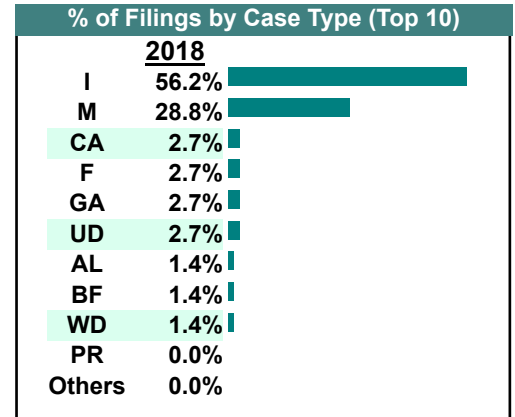
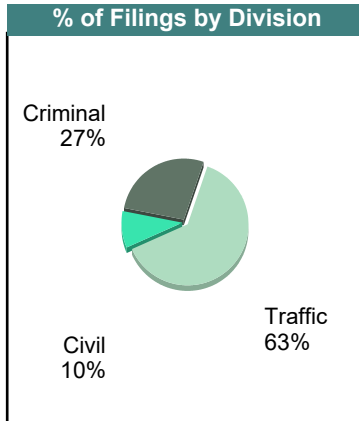
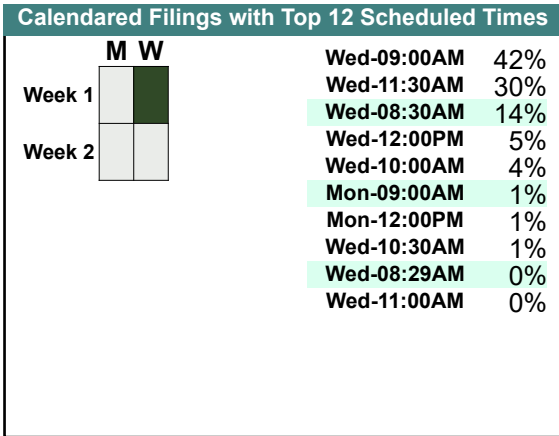
		<u>Filings</u>	<u>Hearings</u>	<u>Transactions</u>	<u>Concluded</u>	<u>Cont</u>
<u>Criminal</u>						
Capias	CA	0	2	2	0	2
Felony	F	12	16	16	5	11
Misdemeanor	M	2	13	13	10	3
Show Cause	SC	2	5	5	0	5
Criminal Total		16	36	36	15	21
<u>Traffic</u>						
Capias	CA	1	1	1	0	1
Felony	F	1	1	1	0	1
Infraction	I	43	51	61	37	24
Misdemeanor	M	12	24	24	9	15
Show Cause	SC	2	2	2	0	2
Traffic Total		59	79	89	46	43
<u>Civil</u>						
Garnishment	GA	6	0	6	6	-
Motion for Judgment	MJ	0	0	3	3	-
Protective Order	PO	1	0	1	1	-
Warrant in Debt	WD	10	9	12	11	1
Civil Total		17	9	22	21	1
Charles City Totals		92	124	147	82	65



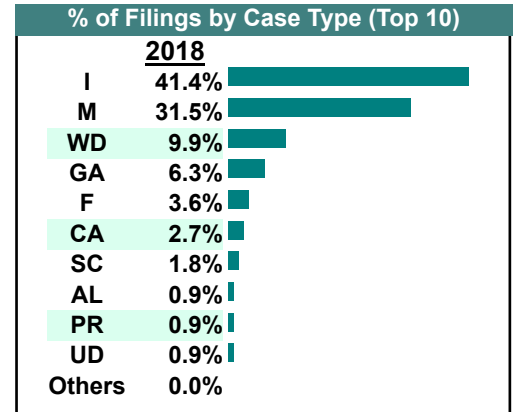
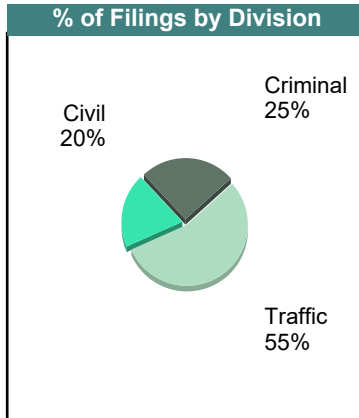
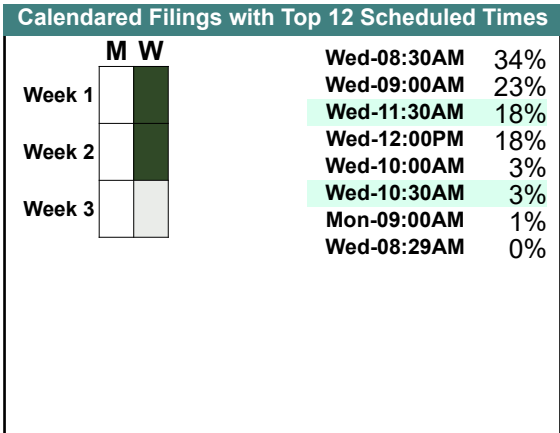
		Filings	Hearings	Transactions	Concluded	Cont
<u>Criminal</u>						
Capias	CA	2	5	5	4	1
Civil Violation	CV	1	1	1	0	1
Felony	F	6	15	15	6	9
Misdemeanor	M	27	49	55	34	21
Motion	MO	1	1	1	1	-
Show Cause	SC	1	5	5	5	-
Criminal Total		38	76	82	50	32
<u>Traffic</u>						
Capias	CA	0	1	1	1	-
Infraction	I	66	73	99	78	21
Misdemeanor	M	12	33	33	16	17
Traffic Total		78	107	133	95	38
<u>Civil</u>						
Admin License	AL	1	0	1	1	-
Bond Forfeiture	BF	1	0	1	1	-
Counter Claim	CC	1	1	1	0	1
Garnishment	GA	10	1	10	9	1
Interrogatory	IN	1	1	1	0	1
Motion for Judgment	MJ	0	4	4	0	4
Prelim Prot Order	PP	1	0	1	1	-
Show Cause	SC	0	0	1	1	-
Unlawful Detainer	UD	1	1	1	1	-
Warrant in Debt	WD	5	5	7	4	3
Civil Total		21	13	28	18	10
Charles City Totals		137	196	243	163	80



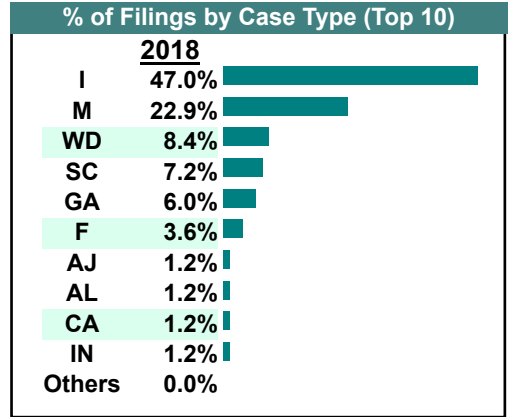
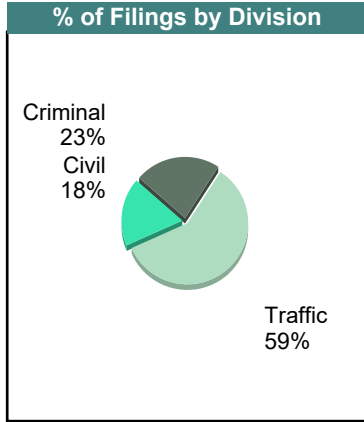
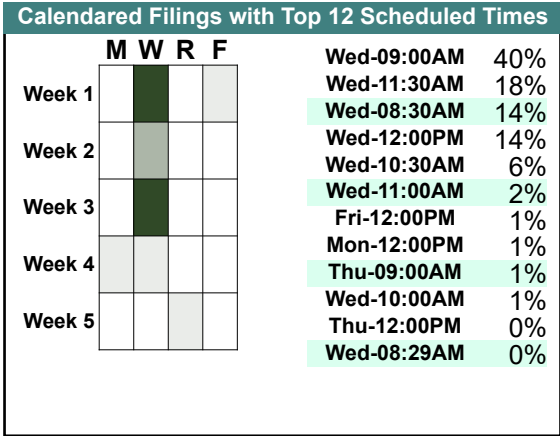
		<u>Filings</u>	<u>Hearings</u>	<u>Transactions</u>	<u>Concluded</u>	<u>Cont</u>
<u>Criminal</u>						
Capias	CA	2	3	3	0	3
Felony	F	2	4	4	1	3
Misdemeanor	M	16	33	35	20	15
Show Cause	SC	0	2	2	0	2
Criminal Total		20	42	44	21	23
<u>Traffic</u>						
Felony	F	0	1	1	1	-
Infraction	I	41	33	52	41	11
Misdemeanor	M	5	10	10	6	4
Traffic Total		46	44	63	48	15
<u>Civil</u>						
Admin License	AL	1	0	1	1	-
Bond Forfeiture	BF	1	0	1	1	-
Garnishment	GA	2	0	2	2	-
Petition-Restore Arms	PR	0	0	1	1	-
Unlawful Detainer	UD	2	1	2	2	-
Warrant in Debt	WD	1	1	2	2	-
Civil Total		7	2	9	9	0
Charles City Totals		73	88	116	78	38



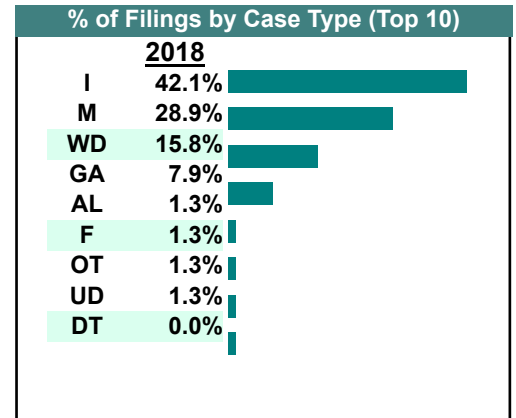
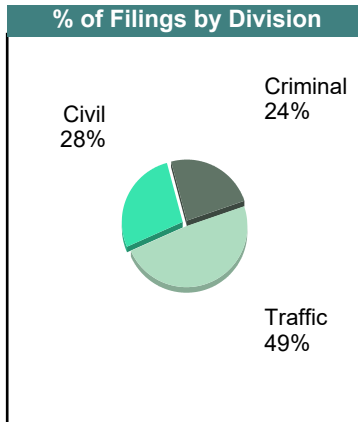
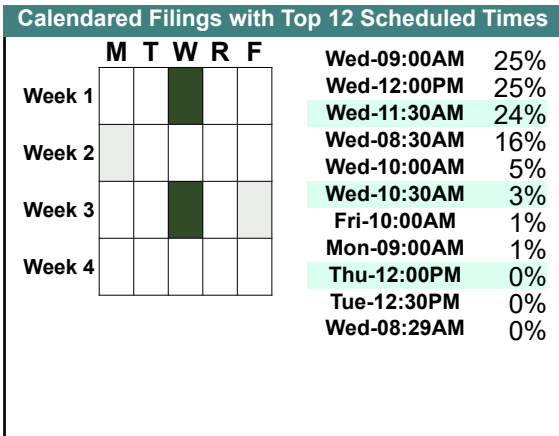
		Filings	Hearings	Transactions	Concluded	Cont
<u>Criminal</u>						
Capias	CA	2	2	2	0	2
Civil Violation	CV	0	1	1	1	-
Felony	F	4	9	9	3	6
Misdemeanor	M	21	39	39	5	34
Show Cause	SC	1	2	2	0	2
Criminal Total		28	53	53	9	44
<u>Traffic</u>						
Capias	CA	1	1	1	0	1
Infraction	I	46	38	59	42	17
Misdemeanor	M	14	36	36	12	24
Show Cause	SC	0	1	1	0	1
Traffic Total		61	76	97	54	43
<u>Civil</u>						
Admin License	AL	1	0	1	1	-
Garnishment	GA	7	0	7	7	-
Motion for Judgment	MJ	0	4	4	0	4
Petition-Restore Arms	PR	1	1	1	0	1
Show Cause	SC	1	1	1	0	1
Unlawful Detainer	UD	1	0	1	1	-
Warrant in Debt	WD	11	12	14	12	2
Civil Total		22	18	29	21	8
Charles City Totals		111	147	179	84	95



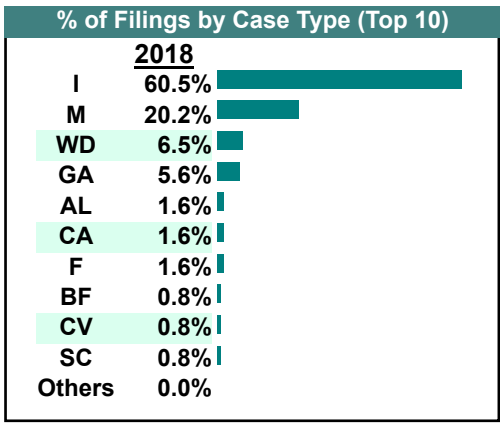
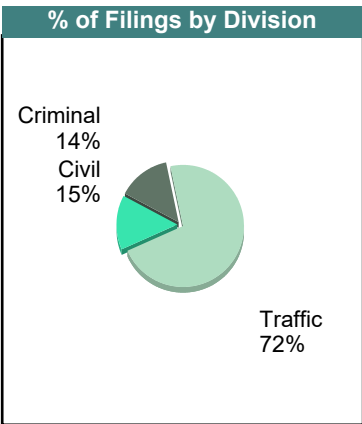
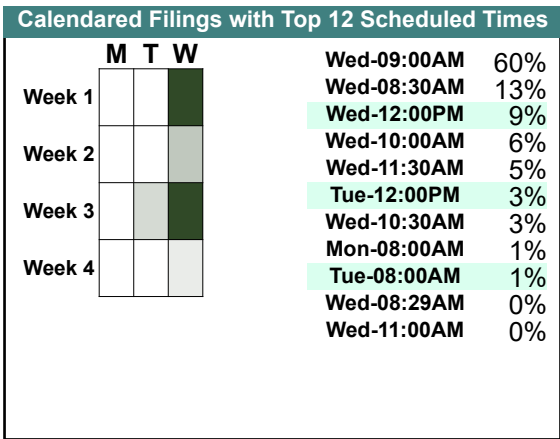
		<u>Filings</u>	<u>Hearings</u>	<u>Transactions</u>	<u>Concluded</u>	<u>Cont</u>
<u>Criminal</u>						
Capias	CA	1	3	3	3	-
Felony	F	3	8	8	4	4
Misdemeanor	M	11	16	21	11	10
Show Cause	SC	4	7	7	4	3
Criminal Total		19	34	39	22	17
<u>Traffic</u>						
Capias	CA	0	1	1	1	-
Infraction	I	39	22	45	36	9
Misdemeanor	M	8	20	20	9	11
Show Cause	SC	2	2	2	1	1
Traffic Total		49	45	68	47	21
<u>Civil</u>						
Abstract	AJ	1	0	1	1	-
Admin License	AL	1	0	1	1	-
Garnishment	GA	5	0	5	5	-
Interrogatory	IN	1	0	1	1	-
Motion for Judgment	MJ	0	6	8	3	5
Warrant in Debt	WD	7	8	9	6	3
Civil Total		15	14	25	17	8
Charles City Totals		83	93	132	86	46



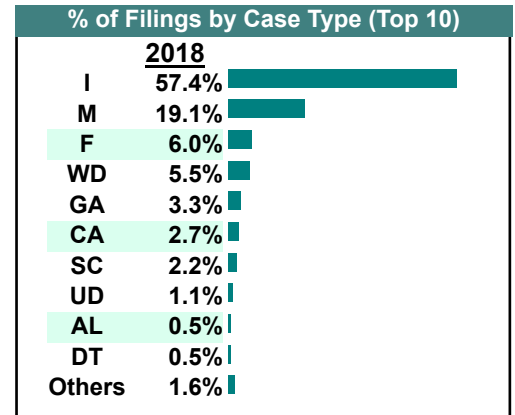
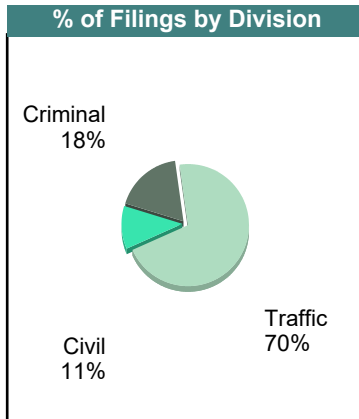
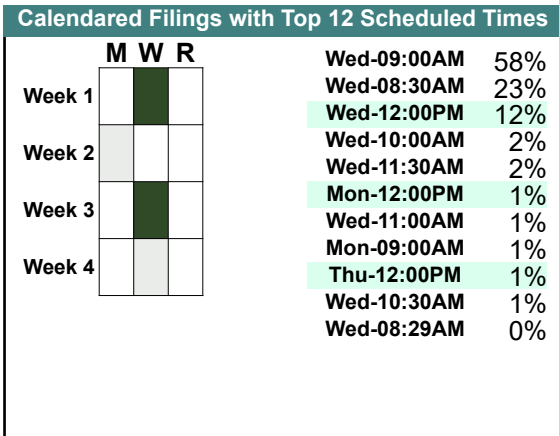
		<u>Filings</u>	<u>Hearings</u>	<u>Transactions</u>	<u>Concluded</u>	<u>Cont</u>
<u>Criminal</u>						
Felony	F	1	9	9	7	2
Misdemeanor	M	17	29	33	17	16
Criminal Total		18	38	42	24	18
<u>Traffic</u>						
Infraction	I	32	47	65	50	15
Misdemeanor	M	5	20	20	9	11
Traffic Total		37	67	85	59	26
<u>Civil</u>						
Admin License	AL	1	0	1	1	-
Detinue	DT	0	1	2	1	1
Garnishment	GA	6	0	6	6	-
Other	OT	1	0	1	1	-
Unlawful Detainer	UD	1	0	1	1	-
Warrant in Debt	WD	12	13	15	10	5
Civil Total		21	14	26	20	6
Charles City Totals		76	119	153	103	50



		<u>Filings</u>	<u>Hearings</u>	<u>Transactions</u>	<u>Concluded</u>	<u>Cont</u>
<u>Criminal</u>						
Capias	CA	1	2	2	0	2
Civil Violation	CV	1	1	1	0	1
Felony	F	2	13	13	8	5
Misdemeanor	M	12	39	40	20	20
Show Cause	SC	1	5	5	2	3
Criminal Total		17	60	61	30	31
<u>Traffic</u>						
Capias	CA	1	2	2	1	1
Infraction	I	75	57	99	85	14
Misdemeanor	M	13	29	29	13	16
Traffic Total		89	88	130	99	31
<u>Civil</u>						
Admin License	AL	2	0	2	2	-
Bond Forfeiture	BF	1	0	1	1	-
Counter Claim	CC	0	1	1	1	-
Garnishment	GA	7	0	7	7	-
Motion for Judgment	MJ	0	7	7	0	7
Unlawful Detainer	UD	0	1	1	1	-
Warrant in Debt	WD	8	7	11	8	3
Civil Total		18	16	30	20	10
Charles City Totals		124	164	221	149	72



		<u>Filings</u>	<u>Hearings</u>	<u>Transactions</u>	<u>Concluded</u>	<u>Cont</u>
<u>Criminal</u>						
Capias	CA	2	3	3	2	1
Felony	F	11	28	28	11	17
Misdemeanor	M	17	52	52	23	29
Motion	MO	1	1	1	1	-
Show Cause	SC	2	7	7	3	4
Criminal Total		33	91	91	40	51
<u>Traffic</u>						
Capias	CA	3	5	5	4	1
Infraction	I	105	102	150	114	36
Misdemeanor	M	18	44	44	21	23
Restricted O/L	RL	1	1	1	1	-
Show Cause	SC	2	2	2	2	-
Traffic Total		129	154	202	142	60
<u>Civil</u>						
Admin License	AL	1	0	1	1	-
Detinue	DT	1	2	2	1	1
Garnishment	GA	6	0	6	6	-
Motion for Judgment	MJ	1	1	1	0	1
Protective Order	PO	0	1	2	1	1
Prelim Prot Order	PP	0	0	1	1	-
Unlawful Detainer	UD	2	5	6	6	-
Warrant in Debt	WD	10	16	19	15	4
Civil Total		21	25	38	31	7
Charles City Totals		183	270	331	213	118



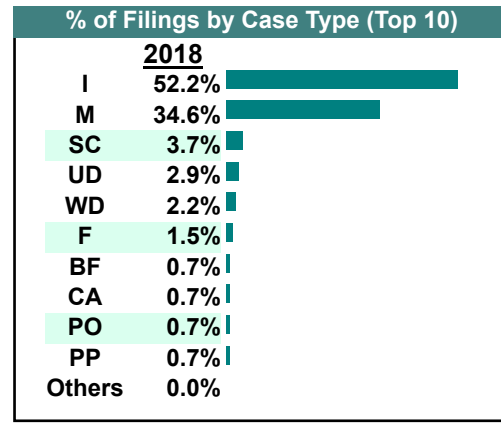
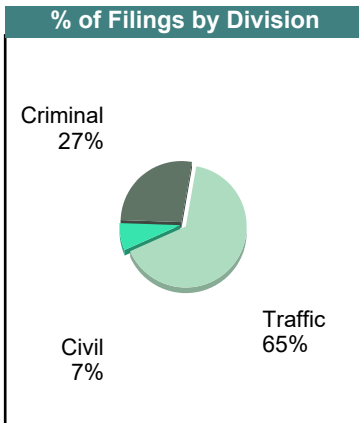
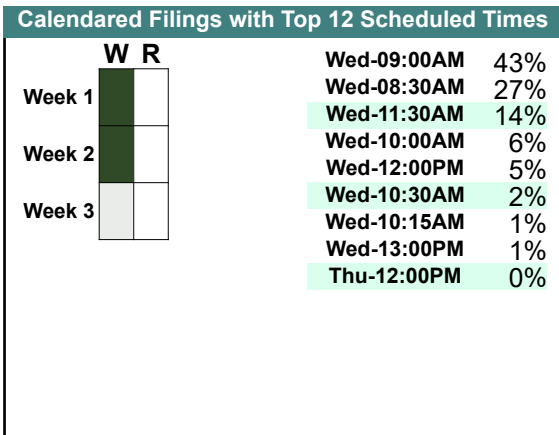
CASELOAD STATISTICS OF THE GENERAL DISTRICT COURTS

January 2018

Charles City

District: 9

		<u>Filings</u>	<u>Hearings</u>	<u>Transactions</u>	<u>Concluded</u>	<u>Cont</u>
<u>Criminal</u>						
Felony	F	2	8	8	0	8
Misdemeanor	M	30	36	40	11	29
Show Cause	SC	5	6	6	0	6
Criminal Total		37	50	54	11	43
<u>Traffic</u>						
Capias	CA	1	1	1	0	1
Infraction	I	71	47	78	42	36
Misdemeanor	M	17	27	27	5	22
Traffic Total		89	75	106	47	59
<u>Civil</u>						
Bond Forfeiture	BF	1	0	1	1	-
Counter Claim	CC	0	1	1	0	1
Protective Order	PO	1	1	1	0	1
Prelim Prot Order	PP	1	1	1	0	1
Unlawful Detainer	UD	4	5	5	0	5
Warrant in Debt	WD	3	8	12	4	8
Civil Total		10	16	21	5	16
Charles City Totals		136	141	181	63	118



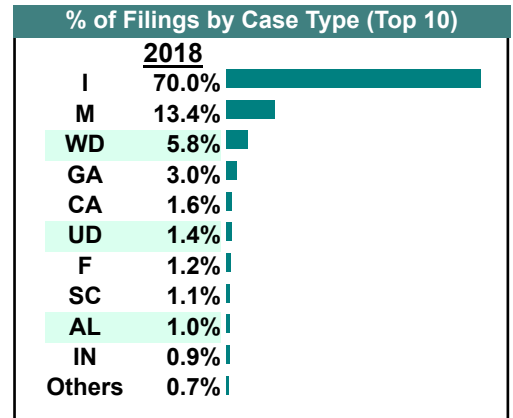
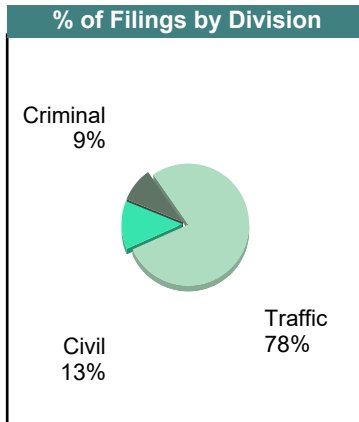
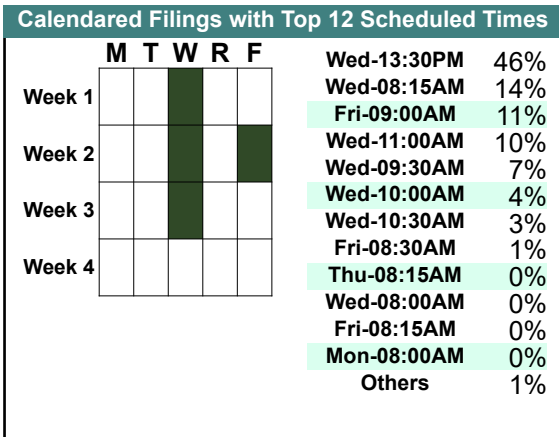
CASELOAD STATISTICS OF THE GENERAL DISTRICT COURTS

December 2018

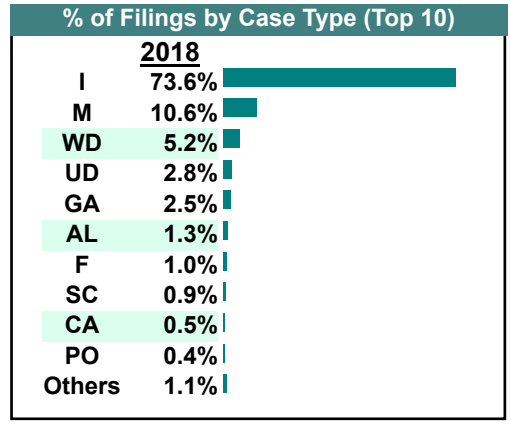
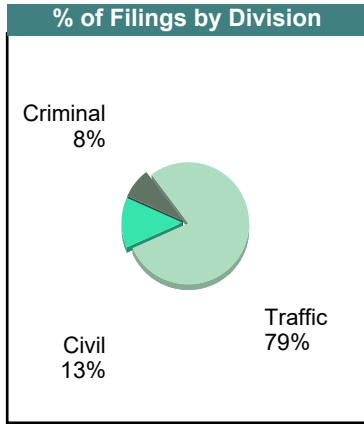
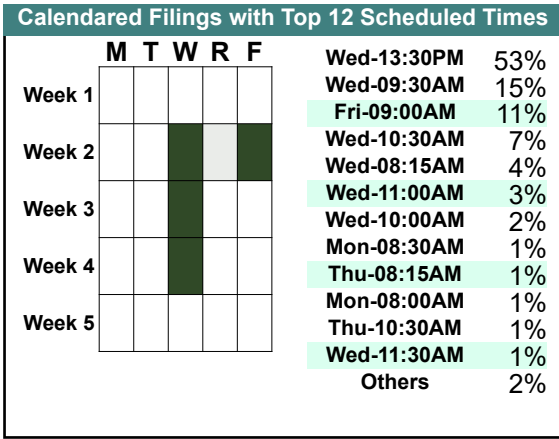
Gloucester

District: 9

		<u>Filings</u>	<u>Hearings</u>	<u>Transactions</u>	<u>Concluded</u>	<u>Cont</u>
<u>Criminal</u>						
Capias	CA	13	33	33	17	16
Civil Violation	CV	3	9	9	2	6
Felony	F	10	33	37	11	25
Misdemeanor	M	73	181	185	67	115
Show Cause	SC	2	12	12	11	1
Criminal Total		101	268	276	108	163
<u>Traffic</u>						
Capias	CA	5	13	13	7	6
Felony	F	3	6	8	2	6
Infraction	I	780	801	906	815	78
Misdemeanor	M	76	165	166	79	86
Show Cause	SC	7	11	11	0	11
Traffic Total		871	996	1,104	903	187
<u>Civil</u>						
Admin License	AL	11	0	11	11	-
Detinue	DT	1	1	1	1	-
Garnishment	GA	33	6	37	31	6
Impoundment	IM	1	0	1	1	-
Interrogatory	IN	10	7	15	8	7
Motion for Judgment	MJ	1	1	1	0	1
Other	OT	2	1	2	1	-
Show Cause	SC	3	0	4	4	-
Unlawful Detainer	UD	16	10	22	22	-
Warrant in Debt	WD	65	54	82	57	25
Civil Total		143	80	176	136	39
Gloucester Totals		1,115	1,344	1,556	1,147	389



		Filings	Hearings	Transactions	Concluded	Cont
<u>Criminal</u>						
Capias	CA	4	14	14	7	7
Civil Violation	CV	2	11	11	5	6
Felony	F	10	25	30	13	16
Misdemeanor	M	56	152	157	67	90
Show Cause	SC	7	9	9	3	4
Criminal Total		79	211	221	95	123
<u>Traffic</u>						
Capias	CA	1	3	3	0	3
Felony	F	0	2	3	3	-
Infraction	I	713	683	760	653	107
Misdemeanor	M	47	108	108	58	50
Restricted O/L	RL	1	1	1	1	-
Show Cause	SC	0	1	1	1	-
Traffic Total		762	798	876	716	160
<u>Civil</u>						
Abstract	AJ	2	0	2	2	-
Admin License	AL	13	0	13	13	-
Garnishment	GA	24	4	26	22	4
Interrogatory	IN	1	1	4	3	1
Other	OT	2	0	2	2	-
Protective Order	PO	4	0	4	4	-
Prelim Prot Order	PP	3	3	6	3	-
Show Cause	SC	2	1	2	1	1
Unlawful Detainer	UD	27	15	30	26	4
Warrant in Debt	WD	50	37	54	41	13
Civil Total		128	61	143	117	23
Gloucester Totals		969	1,070	1,240	928	306



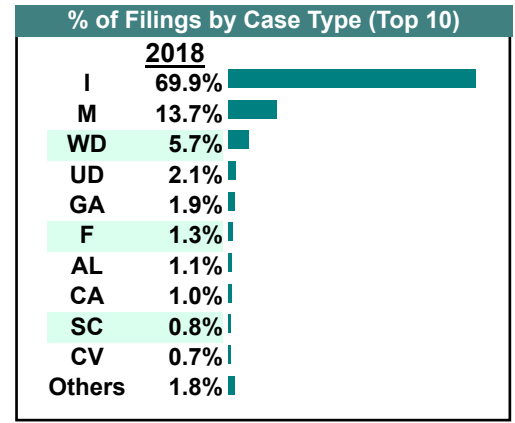
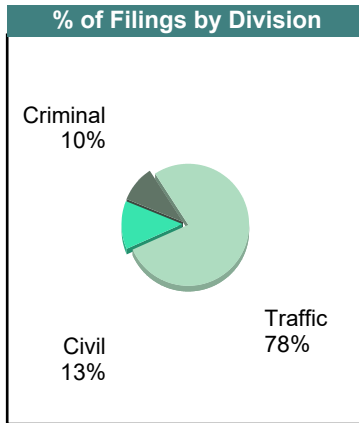
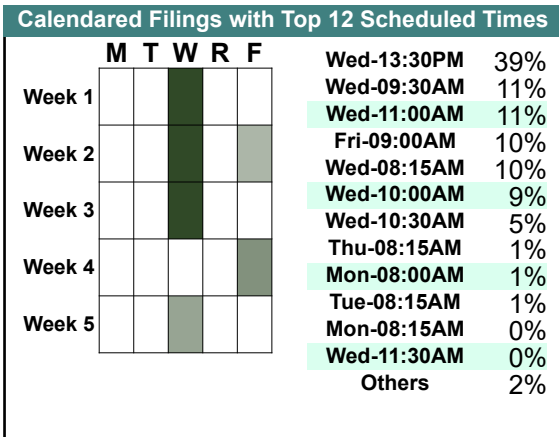
CASELOAD STATISTICS OF THE GENERAL DISTRICT COURTS

October 2018

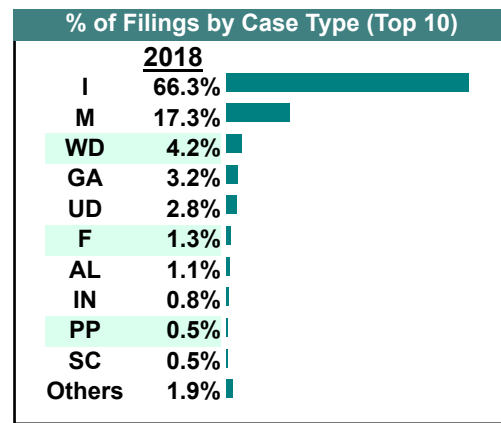
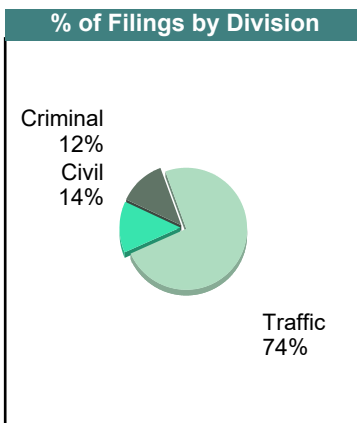
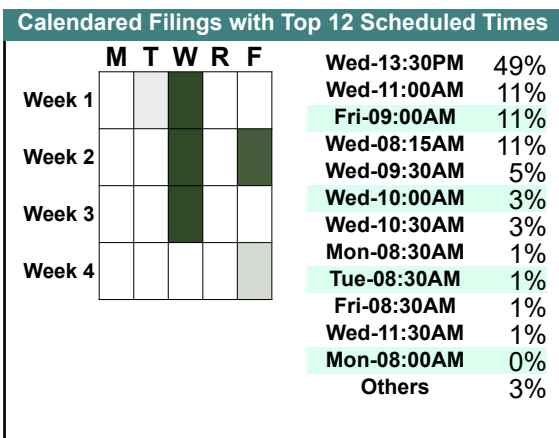
Gloucester

District: 9

		<u>Filings</u>	<u>Hearings</u>	<u>Transactions</u>	<u>Concluded</u>	<u>Cont</u>
<u>Criminal</u>						
Capias	CA	13	39	39	13	26
Civil Violation	CV	9	14	14	1	13
Felony	F	13	40	48	15	33
Misdemeanor	M	92	243	247	108	139
Show Cause	SC	6	11	11	5	6
Criminal Total		133	347	359	142	217
<u>Traffic</u>						
Capias	CA	0	1	1	1	-
Felony	F	5	6	7	1	6
Infraction	I	948	872	1,058	940	118
Misdemeanor	M	94	190	190	97	93
Show Cause	SC	4	6	6	5	1
Traffic Total		1,051	1,075	1,262	1,044	218
<u>Civil</u>						
Abstract	AJ	1	0	1	1	-
Admin License	AL	15	0	15	15	-
Bond Forfeiture	BF	2	1	2	2	-
Garnishment	GA	26	2	26	24	2
Impoundment	IM	1	0	1	1	-
Interrogatory	IN	8	8	19	11	8
Overweight	OC	1	0	1	1	-
Other	OT	1	0	1	1	-
Protective Order	PO	6	0	6	6	-
Prelim Prot Order	PP	5	5	10	5	-
Show Cause	SC	1	0	1	1	-
Unlawful Detainer	UD	28	21	34	31	3
Warrant in Debt	WD	77	94	124	98	26
Civil Total		172	131	241	197	39
Gloucester Totals		1,356	1,553	1,862	1,383	474

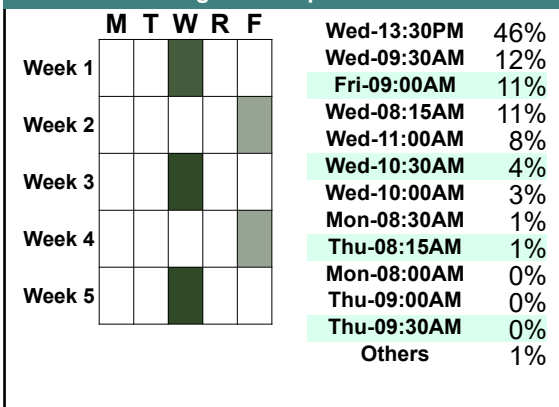


		<u>Filings</u>	<u>Hearings</u>	<u>Transactions</u>	<u>Concluded</u>	<u>Cont</u>
<u>Criminal</u>						
Capias	CA	3	19	19	10	9
Civil Violation	CV	5	7	7	2	5
Felony	F	14	34	38	10	28
Misdemeanor	M	112	227	237	112	123
Show Cause	SC	3	7	7	4	3
Criminal Total		137	294	308	138	168
<u>Traffic</u>						
Capias	CA	0	10	10	7	3
Civil Violation	CV	0	2	2	2	-
Felony	F	1	1	3	2	1
Infraction	I	743	783	873	802	71
Misdemeanor	M	82	167	167	84	82
Restricted O/L	RL	2	2	2	2	-
Show Cause	SC	1	4	4	3	1
Traffic Total		829	969	1,061	902	158
<u>Civil</u>						
Abstract	AJ	2	0	2	2	-
Admin License	AL	12	0	12	12	-
Detinue	DT	0	1	1	1	-
Garnishment	GA	36	2	39	37	2
Impoundment	IM	2	0	2	2	-
Interrogatory	IN	9	10	14	4	10
Other	OT	2	0	2	2	-
Protective Order	PO	5	0	5	5	-
Prelim Prot Order	PP	6	2	8	6	-
Show Cause	SC	2	1	3	2	1
Unlawful Detainer	UD	31	42	60	33	27
Warrant in Debt	WD	47	60	76	31	45
Civil Total		154	118	224	137	85
Gloucester Totals		1,120	1,381	1,593	1,177	411

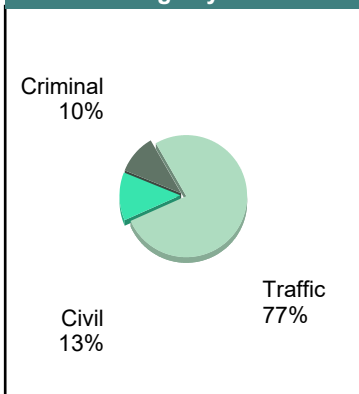


		Filings	Hearings	Transactions	Concluded	Cont
<u>Criminal</u>						
Capias	CA	15	39	39	14	25
Civil Violation	CV	2	6	7	5	2
Felony	F	15	45	52	19	33
Misdemeanor	M	76	245	249	90	159
Show Cause	SC	6	11	11	6	5
Criminal Total		114	346	358	134	224
<u>Traffic</u>						
Capias	CA	4	7	7	2	5
Civil Violation	CV	0	2	2	0	2
Felony	F	0	2	3	1	2
Infraction	I	783	726	861	732	121
Misdemeanor	M	53	144	144	61	82
Restricted O/L	RL	1	1	1	1	-
Show Cause	SC	5	7	7	4	3
Traffic Total		846	889	1,025	801	215
<u>Civil</u>						
Abstract	AJ	1	0	1	1	-
Admin License	AL	7	1	7	6	-
Bond Forfeiture	BF	0	0	1	1	-
Detinue	DT	1	2	2	1	1
Garnishment	GA	24	2	24	22	2
Impoundment	IM	2	0	2	2	-
Interrogatory	IN	5	1	10	9	1
Protective Order	PO	5	1	5	4	-
Prelim Prot Order	PP	2	0	2	2	-
Petition-Restore Arms	PR	1	0	1	1	-
Show Cause	SC	5	0	5	5	-
Unlawful Detainer	UD	22	17	30	24	6
Warrant in Debt	WD	67	59	90	69	21
Civil Total		142	83	180	147	31
Gloucester Totals		1,102	1,318	1,563	1,082	470


Calendared Filings with Top 12 Scheduled Times



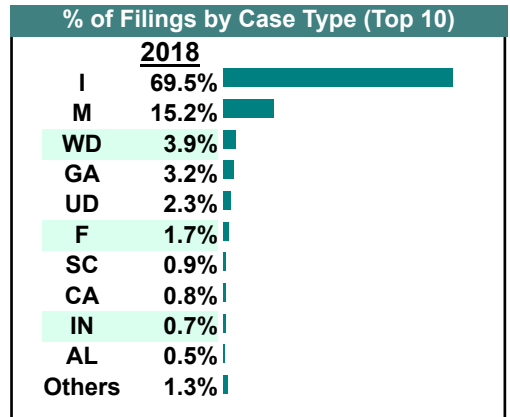
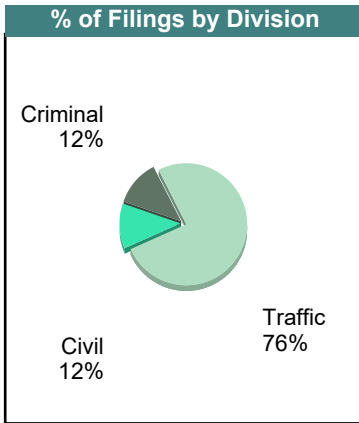
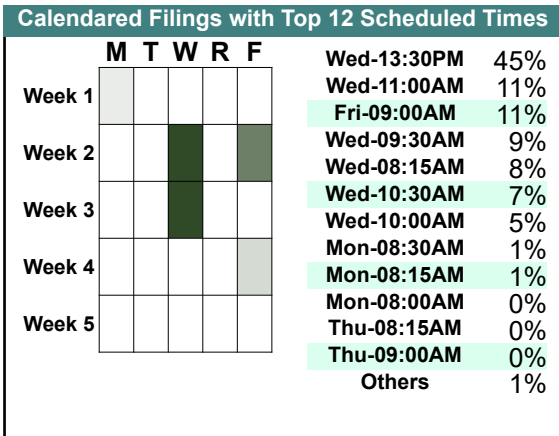
% of Filings by Division



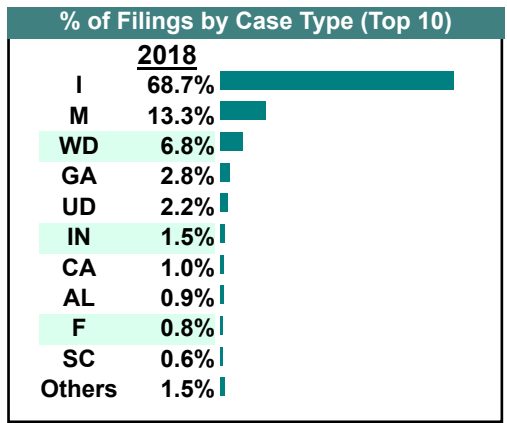
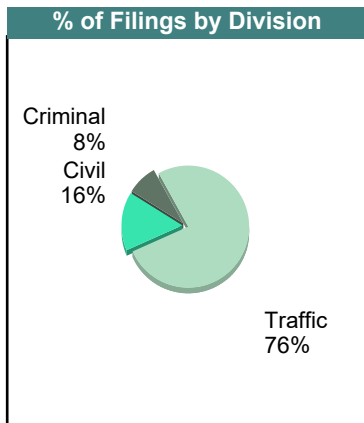
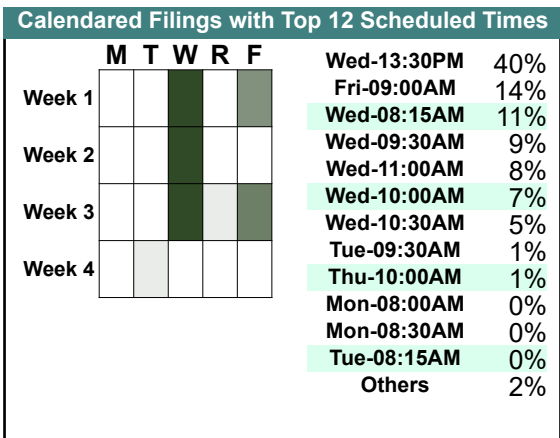
% of Filings by Case Type (Top 10)



		<u>Filings</u>	<u>Hearings</u>	<u>Transactions</u>	<u>Concluded</u>	<u>Cont</u>
<u>Criminal</u>						
Capias	CA	9	23	23	9	14
Civil Violation	CV	2	9	9	3	4
Felony	F	20	37	46	21	25
Misdemeanor	M	116	225	237	102	134
Show Cause	SC	6	12	12	7	5
Criminal Total		153	306	327	142	182
<u>Traffic</u>						
Capias	CA	1	2	2	0	2
Felony	F	2	4	5	2	3
Infraction	I	877	814	991	914	72
Misdemeanor	M	76	151	151	76	75
Show Cause	SC	1	4	4	2	2
Traffic Total		957	975	1,153	994	154
<u>Civil</u>						
Admin License	AL	6	0	6	6	-
Bond Forfeiture	BF	0	0	1	1	-
Detinue	DT	3	2	4	2	2
Garnishment	GA	40	2	44	42	2
Impoundment	IM	2	0	2	2	-
Interrogatory	IN	9	8	18	10	8
Other	OT	2	0	3	3	-
Protective Order	PO	3	0	3	3	-
Prelim Prot Order	PP	5	0	5	5	-
Show Cause	SC	4	1	4	4	-
Unlawful Detainer	UD	29	19	33	26	7
Warrant in Debt	WD	49	40	63	48	15
Civil Total		152	72	186	152	34
Gloucester Totals		1,262	1,353	1,666	1,288	370

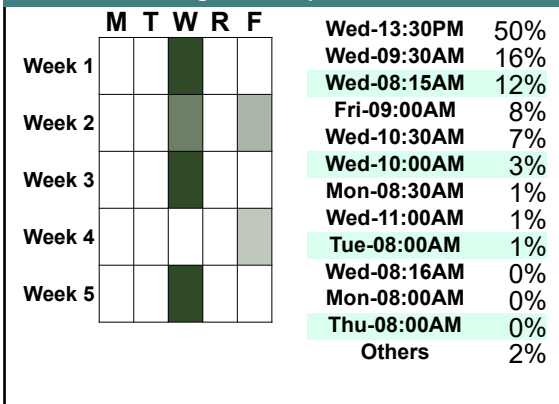


		<u>Filings</u>	<u>Hearings</u>	<u>Transactions</u>	<u>Concluded</u>	<u>Cont</u>
<u>Criminal</u>						
Capias	CA	11	20	20	4	16
Civil Violation	CV	2	7	7	2	5
Felony	F	9	29	32	12	20
Misdemeanor	M	79	178	181	74	107
Show Cause	SC	5	10	10	3	7
Criminal Total		106	244	250	95	155
<u>Traffic</u>						
Capias	CA	1	3	3	2	1
Felony	F	1	2	2	0	2
Infraction	I	894	819	955	826	129
Misdemeanor	M	94	154	154	69	85
Show Cause	SC	3	4	4	2	2
Traffic Total		993	982	1,118	899	219
<u>Civil</u>						
Abstract	AJ	2	0	2	2	-
Admin License	AL	12	0	12	12	-
Bond Forfeiture	BF	2	2	2	0	2
Capias	CA	1	1	1	1	-
Detinue	DT	4	4	5	5	-
Garnishment	GA	36	3	37	34	3
Impoundment	IM	1	0	1	1	-
Interrogatory	IN	19	10	21	11	10
Protective Order	PO	4	0	4	4	-
Prelim Prot Order	PP	3	0	3	3	-
Show Cause	SC	0	0	2	2	-
Tenants Assertion	TA	1	0	1	1	-
Unlawful Detainer	UD	29	17	33	29	4
Warrant in Debt	WD	88	74	108	85	23
Civil Total		202	111	232	190	42
Gloucester Totals		1,301	1,337	1,600	1,184	416

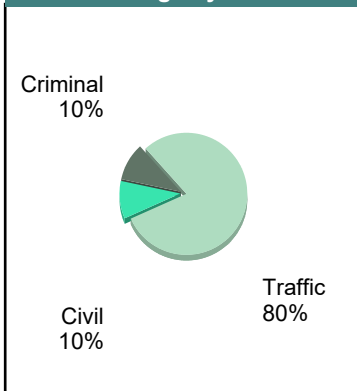


		<u>Filings</u>	<u>Hearings</u>	<u>Transactions</u>	<u>Concluded</u>	<u>Cont</u>
<u>Criminal</u>						
Capias	CA	8	23	23	10	13
Civil Violation	CV	4	7	7	1	6
Felony	F	16	36	46	14	32
Misdemeanor	M	72	184	186	53	133
Show Cause	SC	6	14	14	9	5
Criminal Total		106	264	276	87	189
<u>Traffic</u>						
Capias	CA	1	2	2	0	2
Civil Violation	CV	2	2	2	0	2
Felony	F	2	4	4	0	4
Infraction	I	759	812	906	822	84
Misdemeanor	M	71	147	147	53	94
Show Cause	SC	4	5	5	3	2
Traffic Total		839	972	1,066	878	188
<u>Civil</u>						
Admin License	AL	10	0	10	10	-
Detinue	DT	4	3	4	4	-
Garnishment	GA	22	0	23	23	-
Impoundment	IM	3	0	3	3	-
Interrogatory	IN	0	2	8	6	2
Other	OT	1	1	1	0	1
Protective Order	PO	4	0	4	4	-
Prelim Prot Order	PP	4	0	5	5	-
Show Cause	SC	7	2	7	5	2
Unlawful Detainer	UD	23	20	28	23	5
Warrant in Debt	WD	27	26	33	24	9
Civil Total		105	54	126	107	19
Gloucester Totals		1,050	1,290	1,468	1,072	396

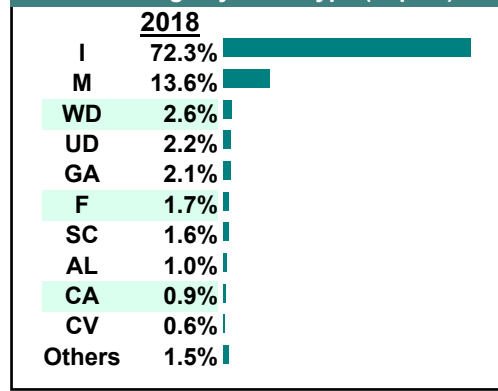
Calendared Filings with Top 12 Scheduled Times



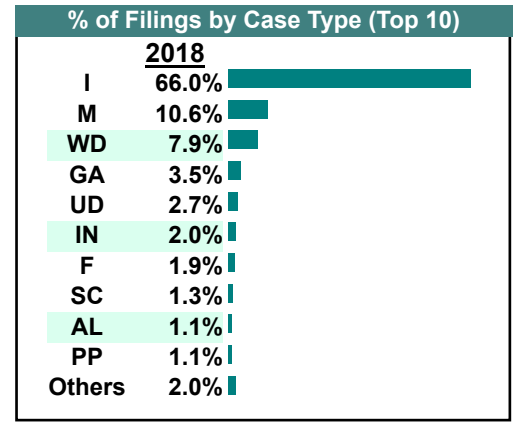
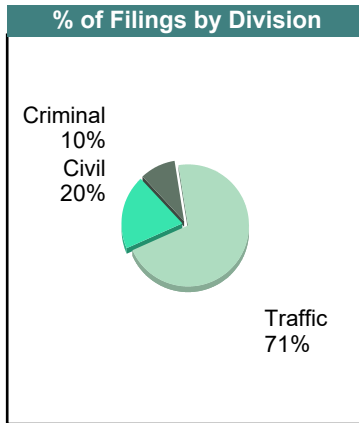
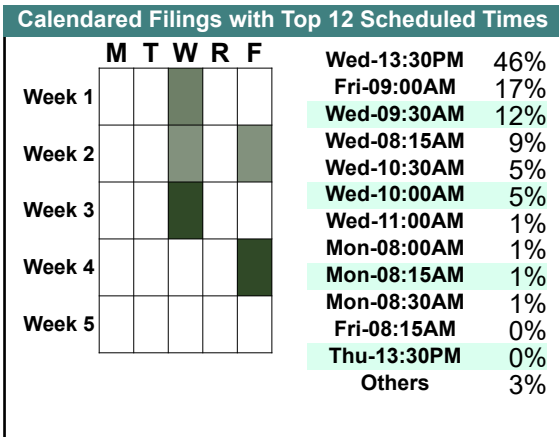
% of Filings by Division



% of Filings by Case Type (Top 10)



		<u>Filings</u>	<u>Hearings</u>	<u>Transactions</u>	<u>Concluded</u>	<u>Cont</u>
<u>Criminal</u>						
Capias	CA	6	19	19	9	10
Civil Violation	CV	3	8	8	1	7
Felony	F	21	38	44	16	28
Misdemeanor	M	70	150	151	57	94
Show Cause	SC	8	18	18	9	9
Criminal Total		108	233	240	92	148
<u>Traffic</u>						
Capias	CA	2	4	4	1	3
Felony	F	0	0	1	1	-
Infraction	I	744	709	819	660	159
Misdemeanor	M	50	133	133	63	70
Show Cause	SC	1	8	8	6	2
Traffic Total		797	854	965	731	234
<u>Civil</u>						
Admin License	AL	12	0	12	12	-
Detinue	DT	5	3	5	4	1
Garnishment	GA	39	1	44	43	1
Impoundment	IM	1	0	1	1	-
Interrogatory	IN	23	7	32	25	7
Other	OT	1	0	1	1	-
Protective Order	PO	2	0	2	2	-
Prelim Prot Order	PP	12	2	13	11	2
Petition-Restore Arms	PR	1	0	1	1	-
Show Cause	SC	6	0	7	7	-
Tenants Assertion	TA	1	2	2	1	1
Unlawful Detainer	UD	30	22	34	25	9
Warrant in Debt	WD	89	72	115	98	17
Civil Total		222	109	269	231	38
Gloucester Totals		1,127	1,196	1,474	1,054	420



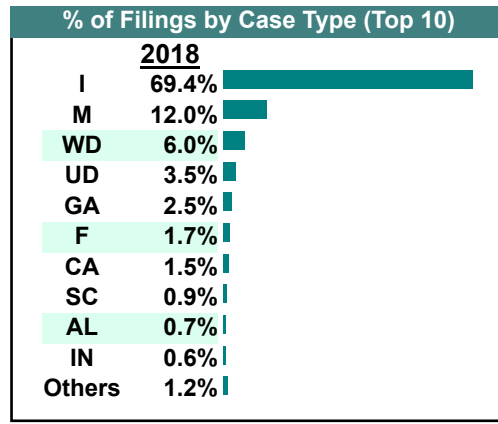
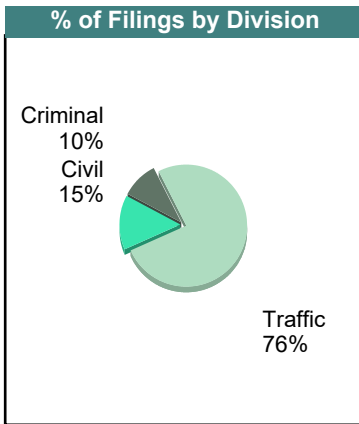
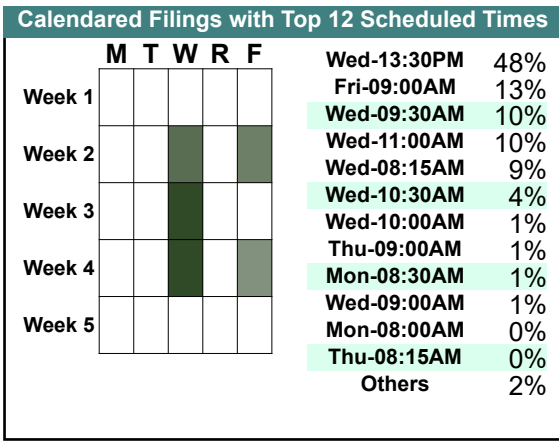
CASELOAD STATISTICS OF THE GENERAL DISTRICT COURTS

March 2018

Gloucester

District: 9

		<u>Filings</u>	<u>Hearings</u>	<u>Transactions</u>	<u>Concluded</u>	<u>Cont</u>
<u>Criminal</u>						
Capias	CA	13	32	32	13	19
Civil Violation	CV	1	7	7	6	1
Felony	F	18	42	61	34	27
Misdemeanor	M	69	206	208	107	101
Show Cause	SC	5	12	12	4	8
Criminal Total		106	299	320	164	156
<u>Traffic</u>						
Capias	CA	2	4	4	1	3
Felony	F	1	1	2	1	1
Infraction	I	763	711	820	751	69
Misdemeanor	M	63	150	150	75	75
Show Cause	SC	5	10	10	5	4
Traffic Total		834	876	986	833	152
<u>Civil</u>						
Admin License	AL	8	0	8	8	-
Capias	CA	1	0	1	1	-
Detinue	DT	3	3	6	6	-
Garnishment	GA	27	5	27	22	5
Impoundment	IM	1	0	1	1	-
Interrogatory	IN	7	6	8	2	6
Protective Order	PO	3	0	3	3	-
Prelim Prot Order	PP	5	0	5	5	-
Show Cause	SC	0	0	1	1	-
Unlawful Detainer	UD	39	16	45	39	6
Warrant in Debt	WD	66	66	100	81	19
Civil Total		160	96	205	169	36
Gloucester Totals		1,100	1,271	1,511	1,166	344



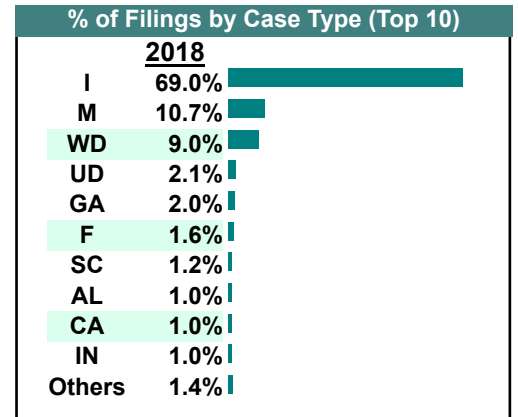
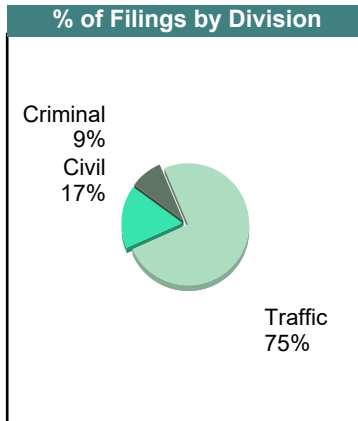
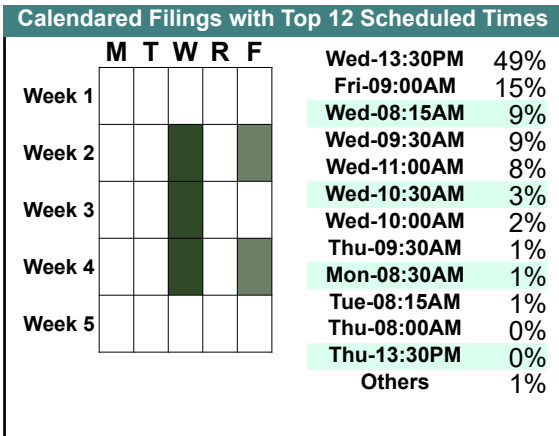
CASELOAD STATISTICS OF THE GENERAL DISTRICT COURTS

February 2018

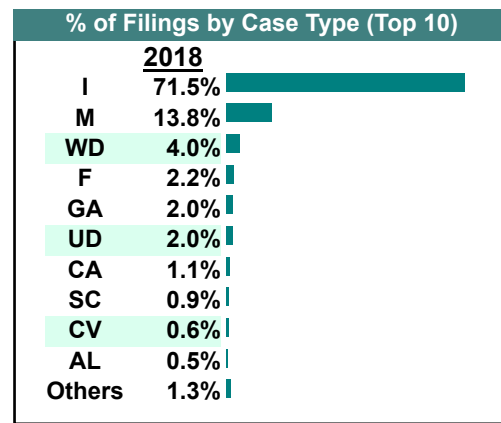
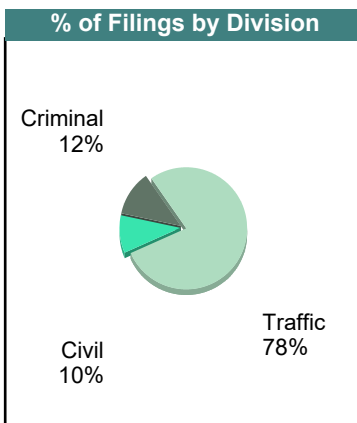
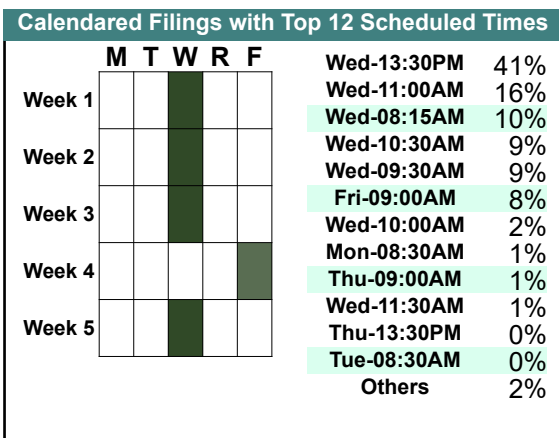
Gloucester

District: 9

		<u>Filings</u>	<u>Hearings</u>	<u>Transactions</u>	<u>Concluded</u>	<u>Cont</u>
<u>Criminal</u>						
Capias	CA	10	31	31	15	16
Civil Violation	CV	1	9	9	6	3
Felony	F	16	44	54	21	33
Misdemeanor	M	57	186	191	95	95
Show Cause	SC	5	18	18	10	8
Criminal Total		89	288	303	147	155
<u>Traffic</u>						
Capias	CA	0	6	6	3	3
Felony	F	1	2	4	2	2
Infraction	I	719	721	808	745	58
Misdemeanor	M	55	173	175	88	86
Show Cause	SC	3	7	7	3	4
Traffic Total		778	909	1,000	841	153
<u>Civil</u>						
Admin License	AL	10	1	10	9	-
Bond Forfeiture	BF	2	1	2	1	-
Detinue	DT	5	3	5	4	1
Garnishment	GA	21	0	24	24	-
Impoundment	IM	3	0	3	3	-
Interrogatory	IN	10	4	13	9	4
Other	OT	2	1	2	1	-
Protective Order	PO	1	0	1	1	-
Prelim Prot Order	PP	1	0	1	1	-
Show Cause	SC	4	1	4	3	1
Unlawful Detainer	UD	22	17	31	28	3
Warrant in Debt	WD	94	99	139	98	41
Civil Total		175	127	235	182	50
Gloucester Totals		1,042	1,324	1,538	1,170	358



		<u>Filings</u>	<u>Hearings</u>	<u>Transactions</u>	<u>Concluded</u>	<u>Cont</u>
<u>Criminal</u>						
Capias	CA	11	23	23	6	17
Civil Violation	CV	8	14	14	2	12
Felony	F	28	50	54	14	40
Misdemeanor	M	98	229	238	61	177
Show Cause	SC	6	15	15	4	11
Criminal Total		151	331	344	87	257
<u>Traffic</u>						
Capias	CA	2	6	6	0	6
Felony	F	0	4	4	3	1
Infraction	I	912	873	1,035	948	87
Misdemeanor	M	78	175	175	72	103
Restricted O/L	RL	1	1	1	1	-
Show Cause	SC	3	6	6	1	5
Traffic Total		996	1,065	1,227	1,025	202
<u>Civil</u>						
Abstract	AJ	1	0	1	1	-
Admin License	AL	7	0	7	7	-
Bond Forfeiture	BF	1	0	1	1	-
Capias	CA	1	1	1	1	-
Detinue	DT	1	1	1	0	1
Garnishment	GA	26	0	26	26	-
Impoundment	IM	1	0	1	1	-
Interrogatory	IN	1	1	4	3	1
Protective Order	PO	5	0	5	5	-
Prelim Prot Order	PP	5	0	5	5	-
Show Cause	SC	2	2	3	2	1
Unlawful Detainer	UD	26	18	35	28	7
Warrant in Debt	WD	51	44	57	35	22
Civil Total		128	67	147	115	32
Gloucester Totals		1,275	1,463	1,718	1,227	491



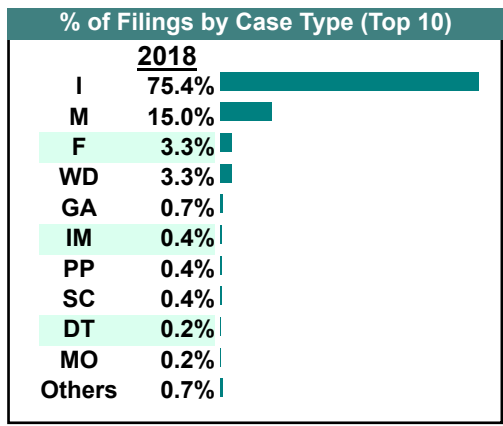
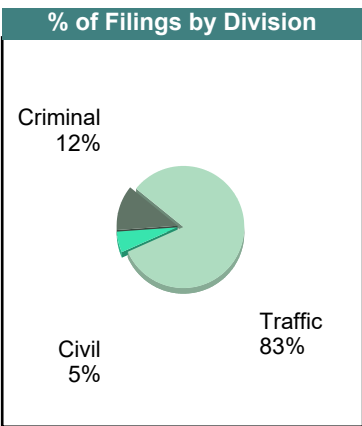
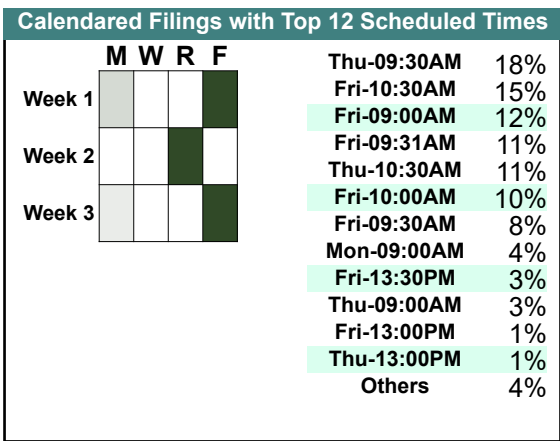
CASELOAD STATISTICS OF THE GENERAL DISTRICT COURTS

December 2018

King & Queen

District: 9

		<u>Filings</u>	<u>Hearings</u>	<u>Transactions</u>	<u>Concluded</u>	<u>Cont</u>
<u>Criminal</u>						
Capias	CA	0	2	2	0	2
Felony	F	15	23	23	2	21
Misdemeanor	M	37	96	96	44	52
Motion	MO	1	1	1	1	-
Show Cause	SC	2	4	4	3	1
Criminal Total		55	126	126	50	76
<u>Traffic</u>						
Infraction	I	346	254	381	327	54
Misdemeanor	M	32	44	44	28	16
Restricted O/L	RL	1	1	1	1	-
Traffic Total		379	299	426	356	70
<u>Civil</u>						
Detinue	DT	1	1	1	1	-
Garnishment	GA	3	0	3	3	-
Impoundment	IM	2	0	2	2	-
Other	OT	1	0	1	1	-
Prelim Prot Order	PP	2	0	2	2	-
Unlawful Detainer	UD	1	2	2	0	2
Warrant in Debt	WD	15	15	17	13	4
Civil Total		25	18	28	22	6
King & Queen Totals		459	443	580	428	152



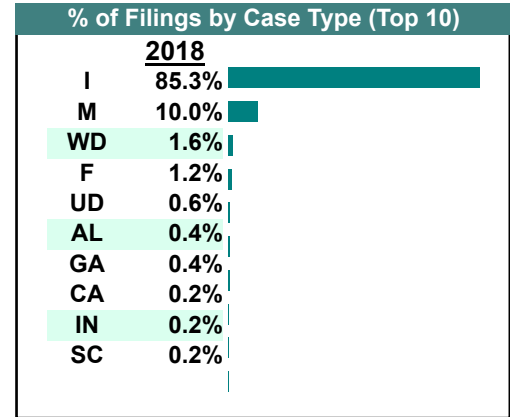
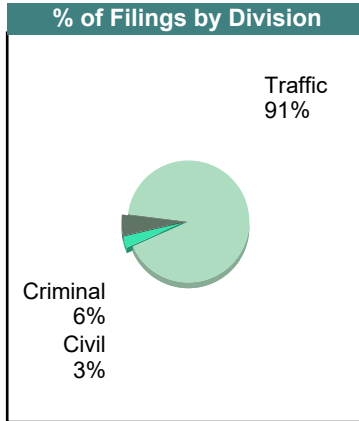
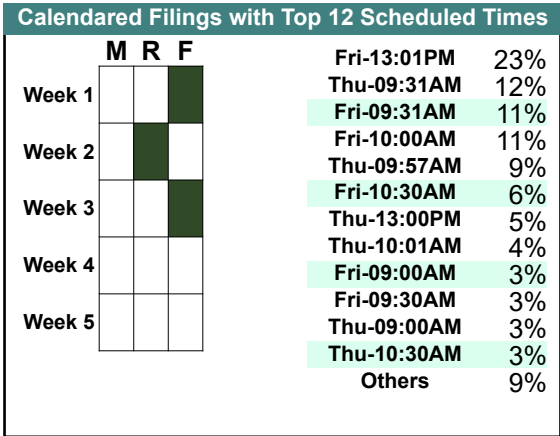
CASELOAD STATISTICS OF THE GENERAL DISTRICT COURTS

November 2018

King & Queen

District: 9

		<u>Filings</u>	<u>Hearings</u>	<u>Transactions</u>	<u>Concluded</u>	<u>Cont</u>
<u>Criminal</u>						
Capias	CA	1	2	2	1	1
Felony	F	6	15	15	8	7
Misdemeanor	M	20	88	89	44	45
Show Cause	SC	1	4	4	2	2
Criminal Total		28	109	110	55	55
<u>Traffic</u>						
Infraction	I	434	308	513	467	46
Misdemeanor	M	31	49	50	38	12
Traffic Total		465	357	563	505	58
<u>Civil</u>						
Admin License	AL	2	0	2	2	-
Garnishment	GA	2	0	2	2	-
Interrogatory	IN	1	0	1	1	-
Unlawful Detainer	UD	3	3	4	3	1
Warrant in Debt	WD	8	8	11	8	3
Civil Total		16	11	20	16	4
King & Queen Totals		509	477	693	576	117



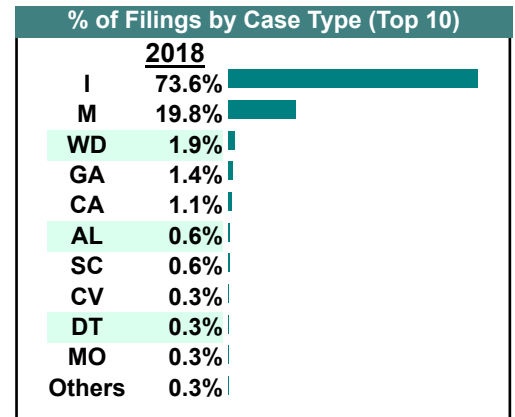
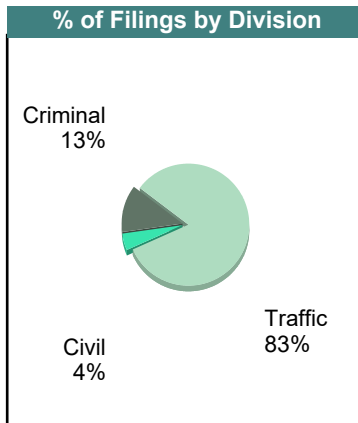
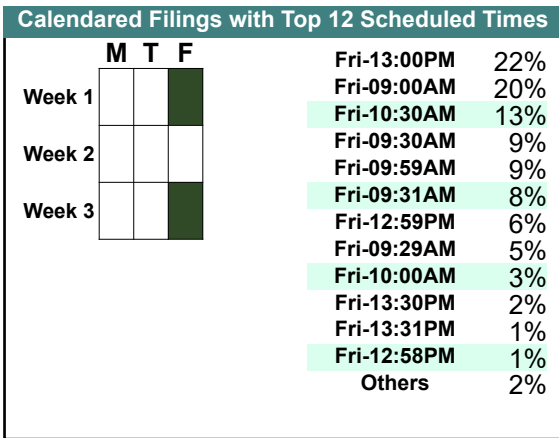
CASELOAD STATISTICS OF THE GENERAL DISTRICT COURTS

October 2018

King & Queen

District: 9

		<u>Filings</u>	<u>Hearings</u>	<u>Transactions</u>	<u>Concluded</u>	<u>Cont</u>
<u>Criminal</u>						
Capias	CA	4	8	8	5	3
Civil Violation	CV	1	1	1	1	-
Felony	F	0	21	21	17	4
Misdemeanor	M	38	87	90	37	53
Motion	MO	1	1	1	1	-
Show Cause	SC	2	4	4	1	3
Criminal Total		46	122	125	62	63
<u>Traffic</u>						
Infraction	I	267	194	302	247	55
Misdemeanor	M	34	45	45	26	19
Traffic Total		301	239	347	273	74
<u>Civil</u>						
Admin License	AL	2	0	2	2	-
Detinue	DT	1	0	1	1	-
Garnishment	GA	5	0	5	5	-
Unlawful Detainer	UD	1	2	2	1	1
Warrant in Debt	WD	7	10	10	6	4
Civil Total		16	12	20	15	5
King & Queen Totals		363	373	492	350	142



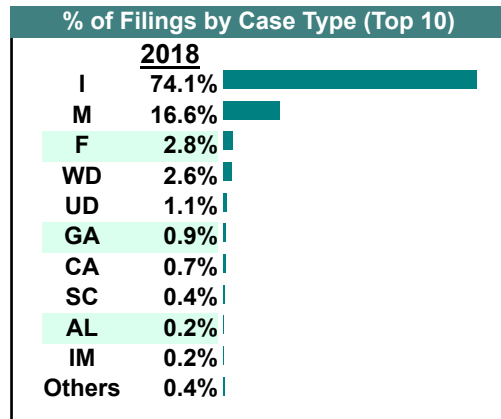
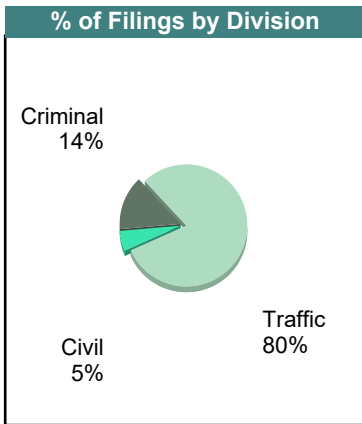
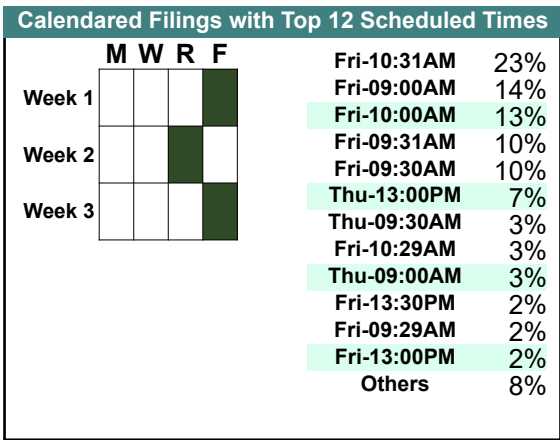
CASELOAD STATISTICS OF THE GENERAL DISTRICT COURTS

September 2018

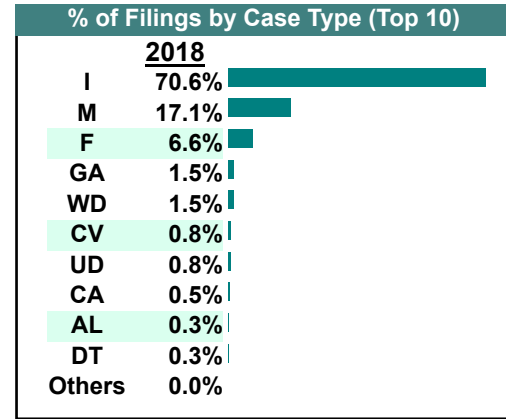
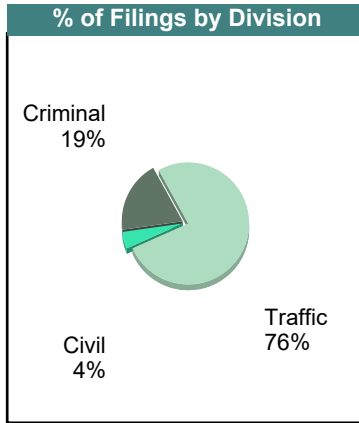
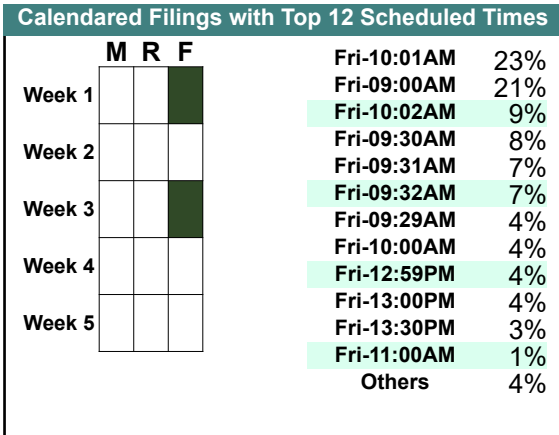
King & Queen

District: 9

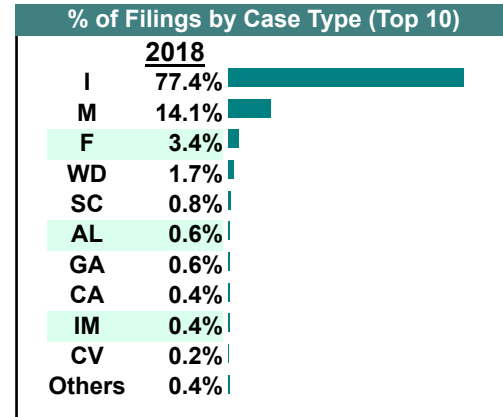
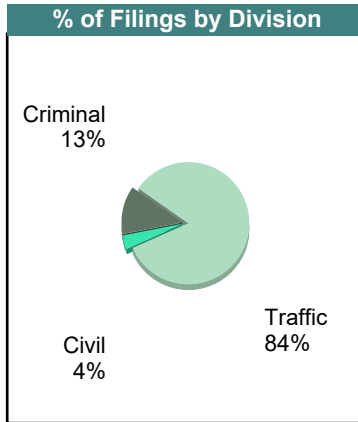
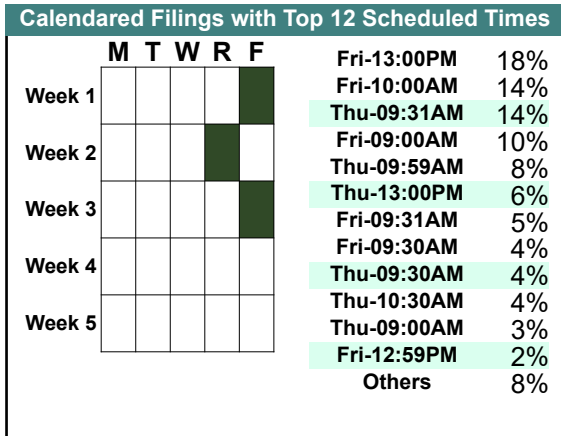
		<u>Filings</u>	<u>Hearings</u>	<u>Transactions</u>	<u>Concluded</u>	<u>Cont</u>
<u>Criminal</u>						
Capias	CA	3	8	8	3	5
Civil Violation	CV	0	1	1	1	-
Felony	F	13	35	35	19	16
Misdemeanor	M	47	99	100	46	54
Motion	MO	1	1	1	1	-
Show Cause	SC	2	5	5	3	2
Criminal Total		66	149	150	73	77
<u>Traffic</u>						
Infraction	I	340	246	387	336	51
Misdemeanor	M	29	42	42	31	11
Traffic Total		369	288	429	367	62
<u>Civil</u>						
Admin License	AL	1	0	1	1	-
Garnishment	GA	4	0	4	4	-
Impoundment	IM	1	0	1	1	-
Other	OT	1	0	1	1	-
Unlawful Detainer	UD	5	5	7	5	2
Warrant in Debt	WD	12	10	13	12	1
Civil Total		24	15	27	24	3
King & Queen Totals		459	452	606	464	142



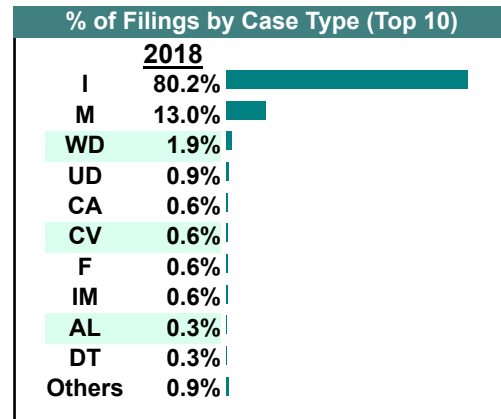
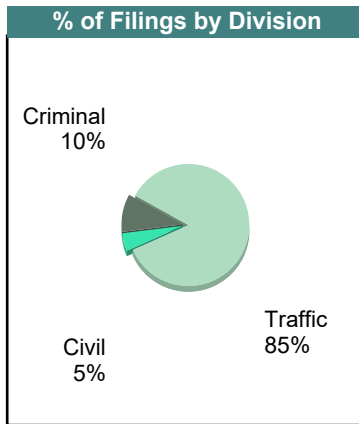
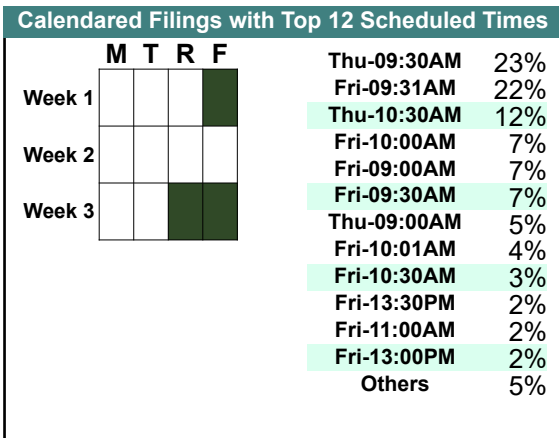
		<u>Filings</u>	<u>Hearings</u>	<u>Transactions</u>	<u>Concluded</u>	<u>Cont</u>
<u>Criminal</u>						
Capias	CA	2	4	4	2	2
Civil Violation	CV	3	3	3	2	1
Felony	F	26	35	35	5	30
Misdemeanor	M	44	68	68	17	51
Show Cause	SC	0	5	5	2	3
Criminal Total		75	115	115	28	87
<u>Traffic</u>						
Infraction	I	276	190	312	272	40
Misdemeanor	M	23	29	29	14	15
Traffic Total		299	219	341	286	55
<u>Civil</u>						
Admin License	AL	1	0	1	1	-
Detinue	DT	1	1	1	1	-
Garnishment	GA	6	0	6	6	-
Unlawful Detainer	UD	3	2	3	2	1
Warrant in Debt	WD	6	3	8	6	2
Civil Total		17	6	19	16	3
King & Queen Totals		391	340	475	330	145



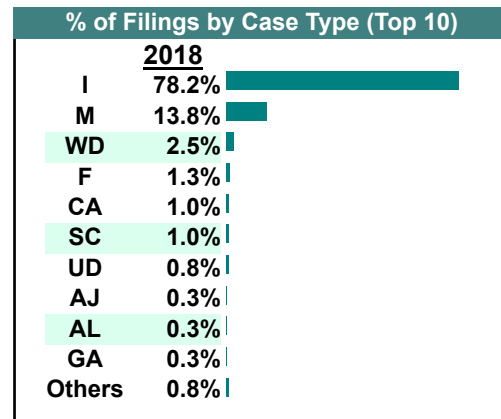
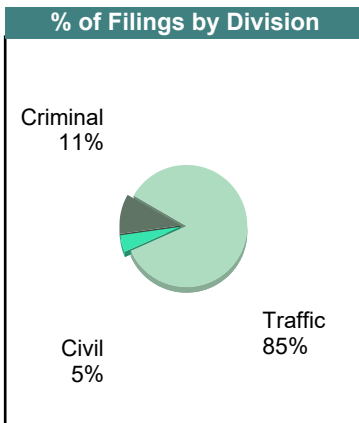
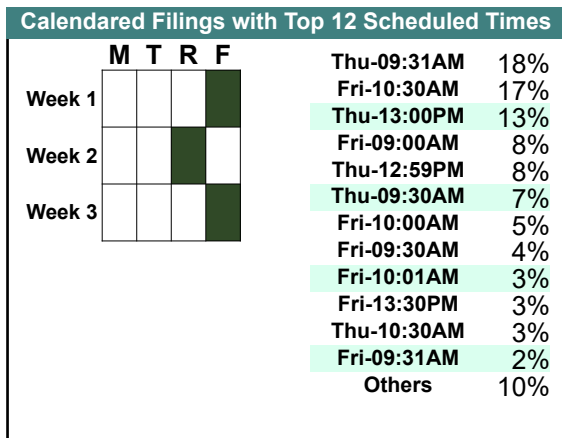
		<u>Filings</u>	<u>Hearings</u>	<u>Transactions</u>	<u>Concluded</u>	<u>Cont</u>
<u>Criminal</u>						
Capias	CA	2	6	6	4	2
Civil Violation	CV	1	2	2	2	-
Felony	F	18	27	27	11	16
Misdemeanor	M	41	107	111	63	48
Show Cause	SC	4	6	6	3	3
Criminal Total		66	148	152	83	69
<u>Traffic</u>						
Infraction	I	405	300	459	407	52
Misdemeanor	M	33	54	54	49	5
Traffic Total		438	354	513	456	57
<u>Civil</u>						
Admin License	AL	3	0	3	3	-
Garnishment	GA	3	0	3	3	-
Impoundment	IM	2	0	2	2	-
Other	OT	1	0	1	1	-
Show Cause	SC	0	0	1	1	-
Unlawful Detainer	UD	1	1	1	1	-
Warrant in Debt	WD	9	4	10	10	-
Civil Total		19	5	21	21	0
King & Queen Totals		523	507	686	560	126



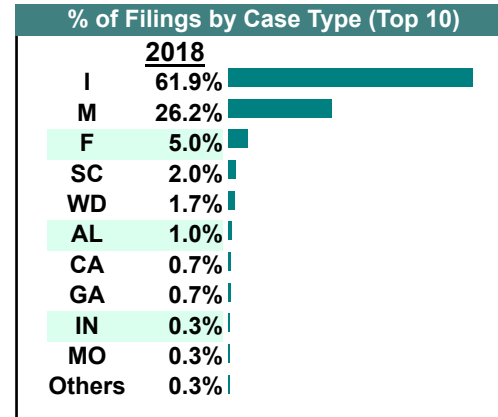
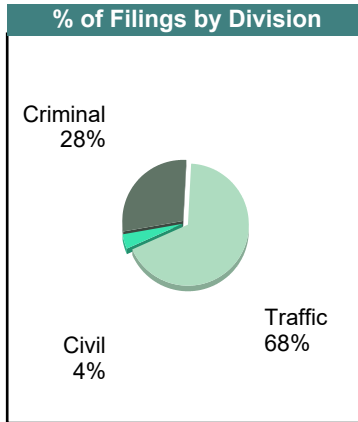
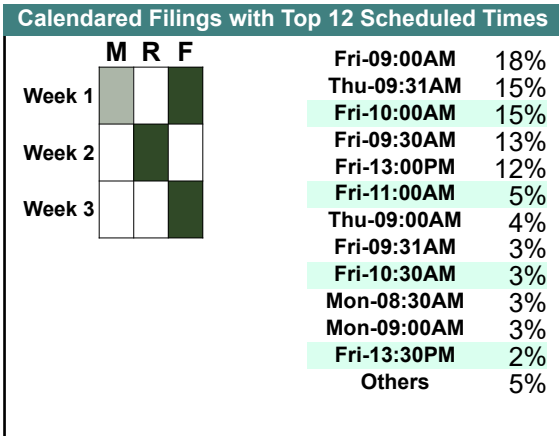
		Filings	Hearings	Transactions	Concluded	Cont
<u>Criminal</u>						
Capias	CA	2	6	6	0	6
Civil Violation	CV	2	3	3	2	1
Felony	F	2	9	9	2	7
Misdemeanor	M	26	131	132	55	77
Show Cause	SC	1	3	3	1	2
Criminal Total		33	152	153	60	93
<u>Traffic</u>						
Infraction	I	259	176	294	247	47
Misdemeanor	M	16	25	25	14	11
Traffic Total		275	201	319	261	58
<u>Civil</u>						
Admin License	AL	1	0	1	1	-
Detinue	DT	1	0	1	1	-
Impoundment	IM	2	0	2	2	-
Other	OT	1	0	1	1	-
Protective Order	PO	1	0	1	1	-
Unlawful Detainer	UD	3	1	3	3	-
Warrant in Debt	WD	6	8	11	8	3
Civil Total		15	9	20	17	3
King & Queen Totals		323	362	492	338	154



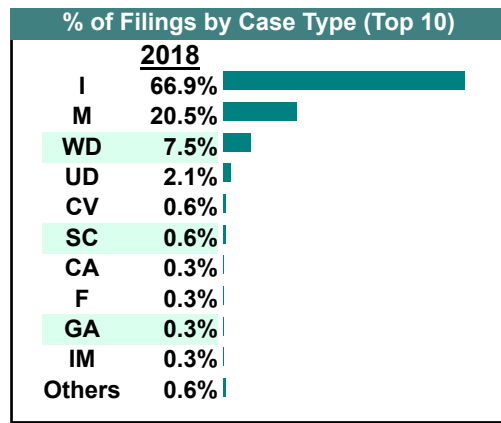
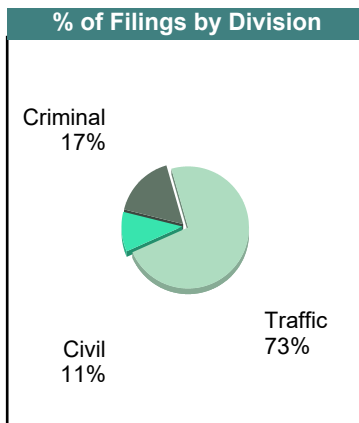
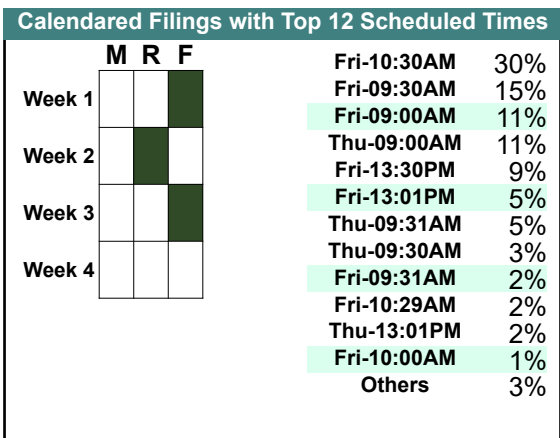
		<u>Filings</u>	<u>Hearings</u>	<u>Transactions</u>	<u>Concluded</u>	<u>Cont</u>
<u>Criminal</u>						
Capias	CA	4	9	9	7	2
Civil Violation	CV	0	1	1	0	1
Felony	F	5	25	25	21	4
Misdemeanor	M	29	109	111	31	80
Motion	MO	1	1	1	1	-
Show Cause	SC	3	7	7	3	4
Criminal Total		42	152	154	63	91
<u>Traffic</u>						
Infraction	I	312	193	335	300	35
Misdemeanor	M	26	50	50	26	24
Restricted O/L	RL	1	1	1	1	-
Traffic Total		339	244	386	327	59
<u>Civil</u>						
Abstract	AJ	1	0	1	1	-
Admin License	AL	1	0	1	1	-
Garnishment	GA	1	0	1	1	-
Interrogatory	IN	0	0	1	1	-
Prelim Prot Order	PP	1	0	1	1	-
Show Cause	SC	1	1	1	0	1
Unlawful Detainer	UD	3	3	3	3	-
Warrant in Debt	WD	10	13	18	14	4
Civil Total		18	17	27	22	5
King & Queen Totals		399	413	567	412	155



		Filings	Hearings	Transactions	Concluded	Cont
<u>Criminal</u>						
Capias	CA	2	5	5	1	4
Civil Violation	CV	0	1	1	1	-
Felony	F	15	34	34	12	22
Misdemeanor	M	62	107	108	41	67
Motion	MO	1	1	1	1	-
Show Cause	SC	6	7	7	2	5
Criminal Total		86	155	156	58	98
<u>Traffic</u>						
Infraction	I	187	136	225	206	19
Misdemeanor	M	17	24	24	11	13
Traffic Total		204	160	249	217	32
<u>Civil</u>						
Admin License	AL	3	0	3	3	-
Detinue	DT	0	1	1	1	-
Garnishment	GA	2	0	2	2	-
Interrogatory	IN	1	1	1	0	1
Unlawful Detainer	UD	1	1	3	3	-
Warrant in Debt	WD	5	3	6	5	1
Civil Total		12	6	16	14	2
King & Queen Totals		302	321	421	289	132



		<u>Filings</u>	<u>Hearings</u>	<u>Transactions</u>	<u>Concluded</u>	<u>Cont</u>
<u>Criminal</u>						
Capias	CA	1	5	5	3	2
Civil Violation	CV	2	3	3	2	1
Felony	F	1	40	40	19	21
Misdemeanor	M	49	120	121	40	81
Show Cause	SC	2	3	3	1	2
Criminal Total		55	171	172	65	107
<u>Traffic</u>						
Infraction	I	222	161	253	221	32
Misdemeanor	M	19	28	28	10	18
Restricted O/L	RL	1	1	1	1	-
Traffic Total		242	190	282	232	50
<u>Civil</u>						
Garnishment	GA	1	0	1	1	-
Impoundment	IM	1	0	1	1	-
Other	OT	1	0	1	1	-
Unlawful Detainer	UD	7	3	7	5	2
Warrant in Debt	WD	25	25	30	22	8
Civil Total		35	28	40	30	10
King & Queen Totals		332	389	494	327	167



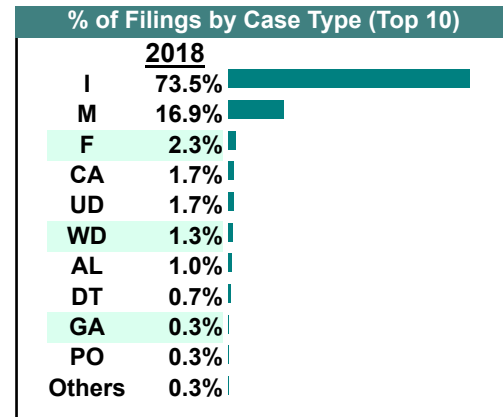
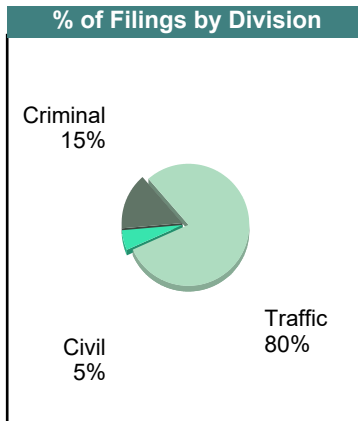
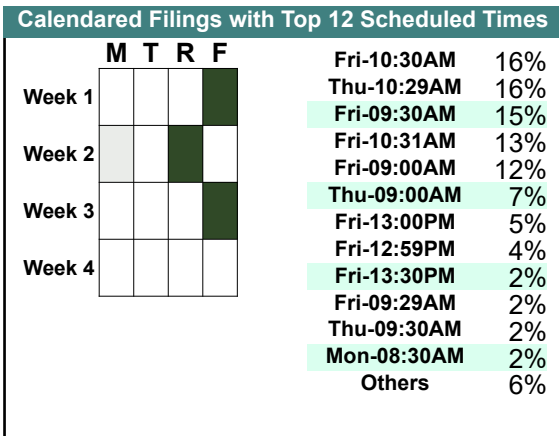
CASELOAD STATISTICS OF THE GENERAL DISTRICT COURTS

February 2018

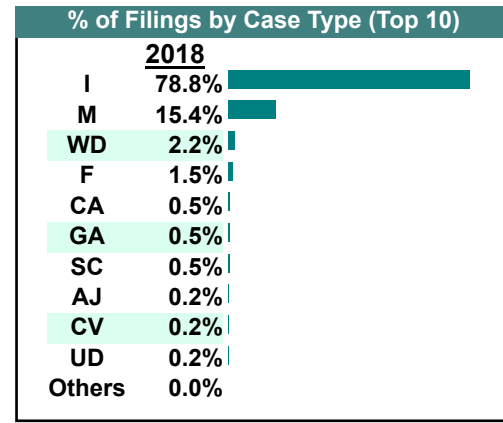
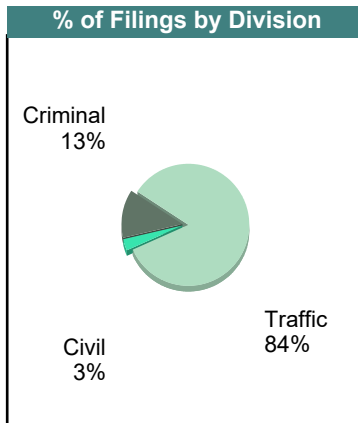
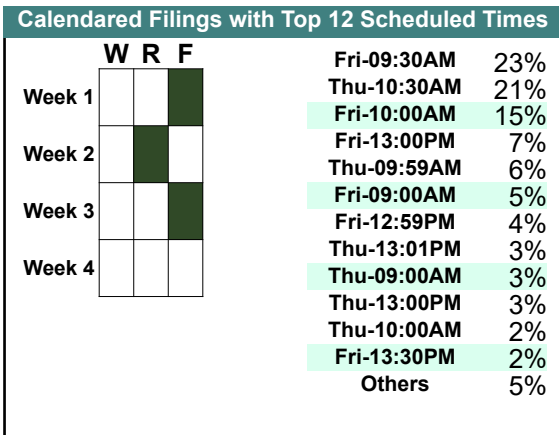
King & Queen

District: 9

		<u>Filings</u>	<u>Hearings</u>	<u>Transactions</u>	<u>Concluded</u>	<u>Cont</u>
<u>Criminal</u>						
Capias	CA	5	9	9	1	8
Civil Violation	CV	0	1	1	0	1
Felony	F	7	49	49	20	29
Misdemeanor	M	32	97	103	34	69
Show Cause	SC	1	4	4	3	1
Criminal Total		45	160	166	58	108
<u>Traffic</u>						
Infraction	I	222	211	329	282	47
Misdemeanor	M	19	43	43	38	5
Traffic Total		241	254	372	320	52
<u>Civil</u>						
Admin License	AL	3	0	3	3	-
Detinue	DT	2	2	2	1	1
Garnishment	GA	1	0	1	1	-
Protective Order	PO	1	0	2	2	-
Unlawful Detainer	UD	5	4	5	5	-
Warrant in Debt	WD	4	4	7	6	1
Civil Total		16	10	20	18	2
King & Queen Totals		302	424	558	396	162



		<u>Filings</u>	<u>Hearings</u>	<u>Transactions</u>	<u>Concluded</u>	<u>Cont</u>
<u>Criminal</u>						
Capias	CA	2	5	5	1	4
Civil Violation	CV	1	3	3	1	2
Felony	F	6	44	44	8	36
Misdemeanor	M	41	92	98	44	54
Show Cause	SC	2	5	5	1	4
Criminal Total		52	149	155	55	100
<u>Traffic</u>						
Infraction	I	323	214	360	259	101
Misdemeanor	M	22	32	32	10	22
Traffic Total		345	246	392	269	123
<u>Civil</u>						
Abstract	AJ	1	0	1	1	-
Counter Claim	CC	0	0	1	1	-
Garnishment	GA	2	1	3	2	1
Unlawful Detainer	UD	1	3	3	2	1
Warrant in Debt	WD	9	15	16	8	8
Civil Total		13	19	24	14	10
King & Queen Totals		410	414	571	338	233



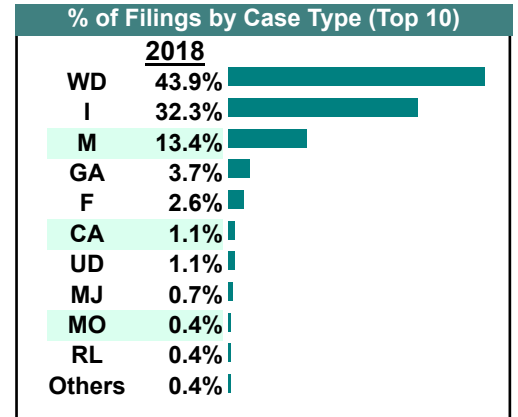
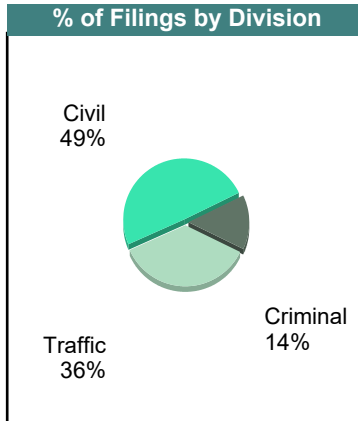
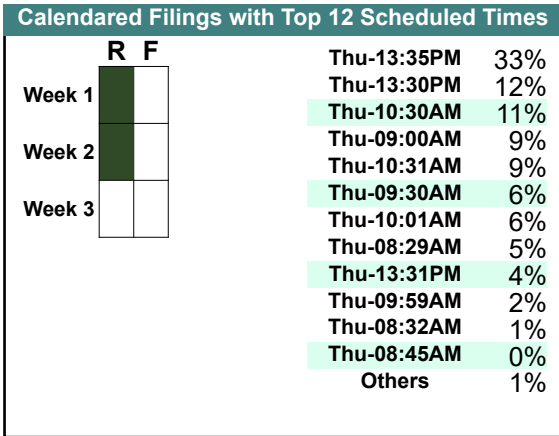
CASELOAD STATISTICS OF THE GENERAL DISTRICT COURTS

December 2018

King William

District: 9

		<u>Filings</u>	<u>Hearings</u>	<u>Transactions</u>	<u>Concluded</u>	<u>Cont</u>
<u>Criminal</u>						
Capias	CA	3	7	7	4	3
Felony	F	7	11	11	4	7
Misdemeanor	M	27	57	62	43	19
Restricted O/L	RL	1	1	1	1	-
Show Cause	SC	1	1	1	0	1
Criminal Total		39	77	82	52	30
<u>Traffic</u>						
Infraction	I	87	69	103	91	12
Misdemeanor	M	9	15	15	5	10
Motion	MO	1	1	1	1	-
Show Cause	SC	0	1	1	0	1
Traffic Total		97	86	120	97	23
<u>Civil</u>						
Garnishment	GA	10	1	11	10	1
Motion for Judgment	MJ	2	2	2	1	1
Unlawful Detainer	UD	3	5	5	4	1
Warrant in Debt	WD	118	69	132	110	22
Civil Total		133	77	150	125	25
King William Totals		269	240	352	274	78



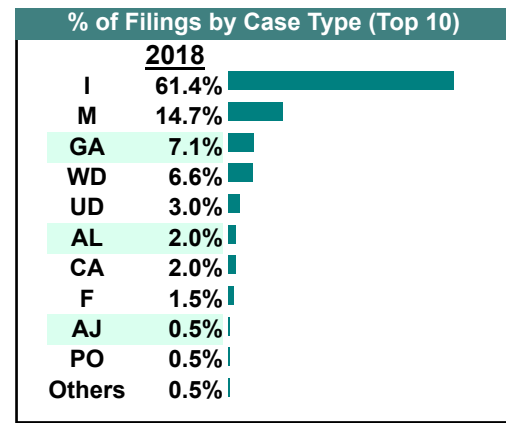
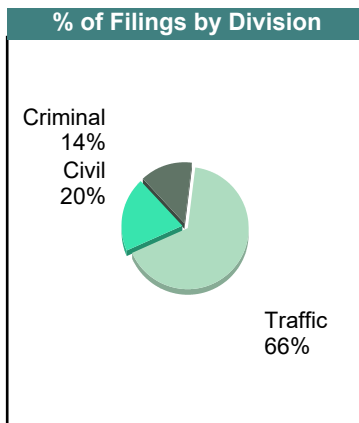
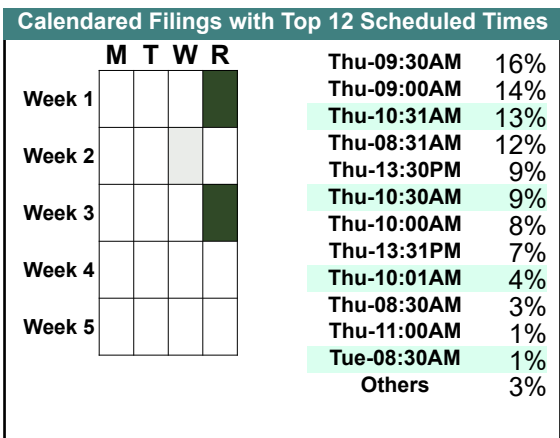
CASELOAD STATISTICS OF THE GENERAL DISTRICT COURTS

November 2018

King William

District: 9

		Filings	Hearings	Transactions	Concluded	Cont
<u>Criminal</u>						
Capias	CA	4	8	8	3	5
Civil Violation	CV	0	1	1	1	-
Felony	F	3	9	9	3	6
Misdemeanor	M	19	52	55	26	29
Show Cause	SC	1	7	7	5	2
Criminal Total		27	77	80	38	42
<u>Traffic</u>						
Infraction	I	121	87	140	131	9
Misdemeanor	M	10	17	17	13	4
Traffic Total		131	104	157	144	13
<u>Civil</u>						
Abstract	AJ	1	0	1	1	-
Admin License	AL	4	0	4	4	-
Garnishment	GA	14	1	14	13	1
Protective Order	PO	1	0	1	1	-
Unlawful Detainer	UD	6	4	6	5	1
Warrant in Debt	WD	13	10	15	13	2
Civil Total		39	15	41	37	4
King William Totals		197	196	278	219	59



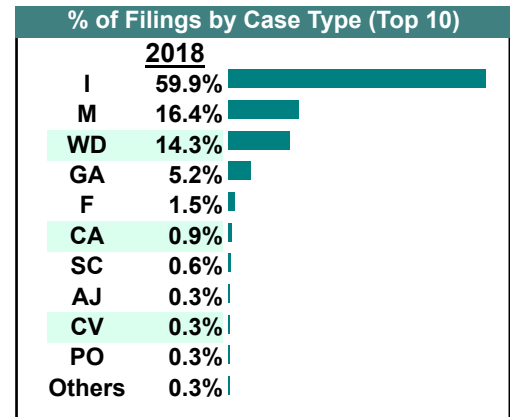
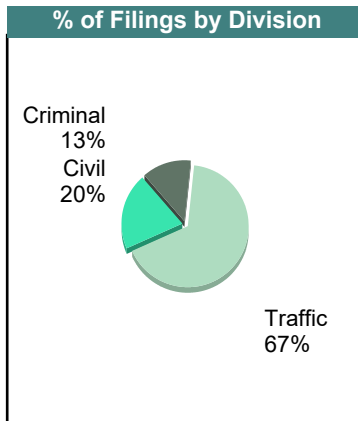
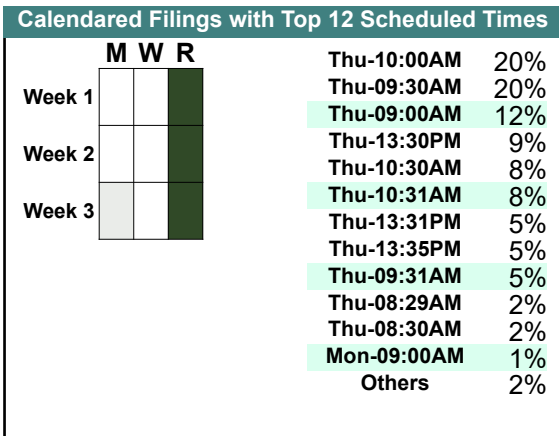
CASELOAD STATISTICS OF THE GENERAL DISTRICT COURTS

October 2018

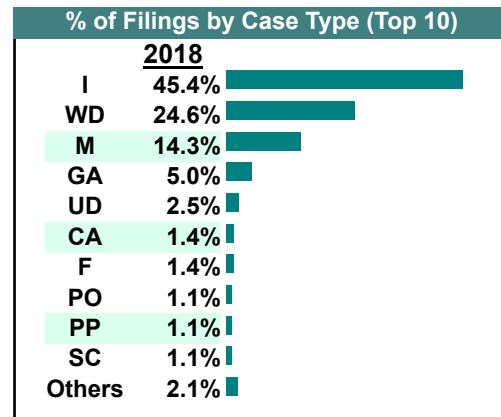
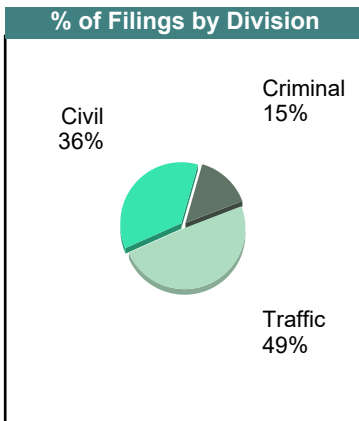
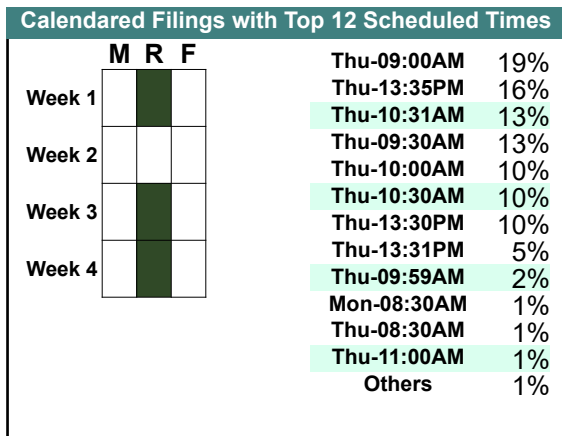
King William

District: 9

		<u>Filings</u>	<u>Hearings</u>	<u>Transactions</u>	<u>Concluded</u>	<u>Cont</u>
<u>Criminal</u>						
Capias	CA	3	6	6	3	3
Civil Violation	CV	1	1	1	1	-
Felony	F	5	17	17	13	4
Misdemeanor	M	32	57	60	25	35
Show Cause	SC	2	4	4	2	2
Criminal Total		43	85	88	44	44
<u>Traffic</u>						
Infraction	I	197	148	214	192	22
Misdemeanor	M	22	24	24	16	8
Show Cause	SC	0	1	1	0	1
Traffic Total		219	173	239	208	31
<u>Civil</u>						
Abstract	AJ	1	0	1	1	-
Garnishment	GA	17	0	17	17	-
Protective Order	PO	1	0	4	4	-
Unlawful Detainer	UD	1	1	2	1	1
Warrant in Debt	WD	47	31	67	55	12
Civil Total		67	32	91	78	13
King William Totals		329	290	418	330	88



		Filings	Hearings	Transactions	Concluded	Cont
<u>Criminal</u>						
Capias	CA	4	5	5	1	4
Civil Violation	CV	1	1	1	0	1
Felony	F	4	22	22	10	12
Misdemeanor	M	29	89	90	42	48
Show Cause	SC	3	6	6	2	4
Criminal Total		41	123	124	55	69
<u>Traffic</u>						
Infraction	I	127	83	141	125	16
Misdemeanor	M	11	14	14	9	5
Traffic Total		138	97	155	134	21
<u>Civil</u>						
Admin License	AL	2	0	2	2	-
Detinue	DT	1	1	1	1	-
Garnishment	GA	14	0	15	15	-
Impoundment	IM	1	0	1	1	-
Other	OT	1	0	1	1	-
Protective Order	PO	3	0	3	3	-
Prelim Prot Order	PP	3	0	3	3	-
Unlawful Detainer	UD	7	5	10	8	2
Warrant in Debt	WD	69	44	88	71	17
Civil Total		101	50	124	105	19
King William Totals		280	270	403	294	109



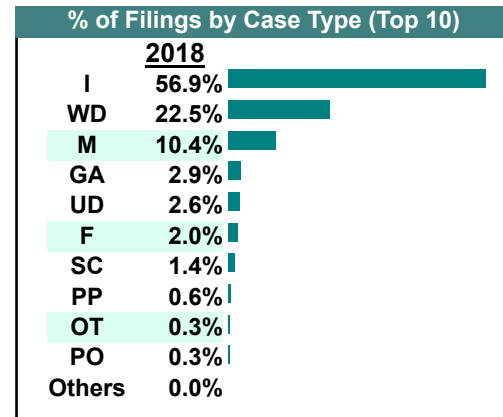
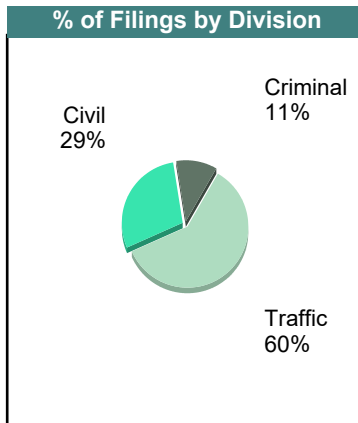
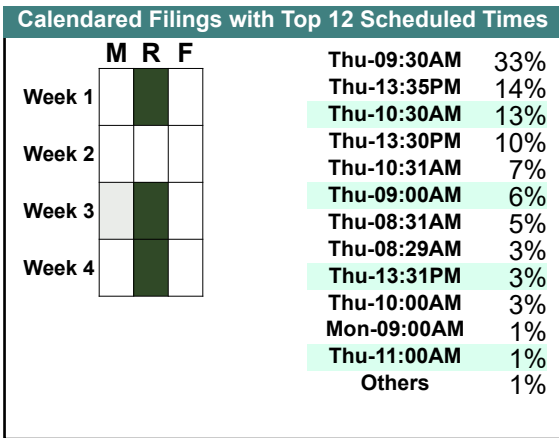
CASELOAD STATISTICS OF THE GENERAL DISTRICT COURTS

August 2018

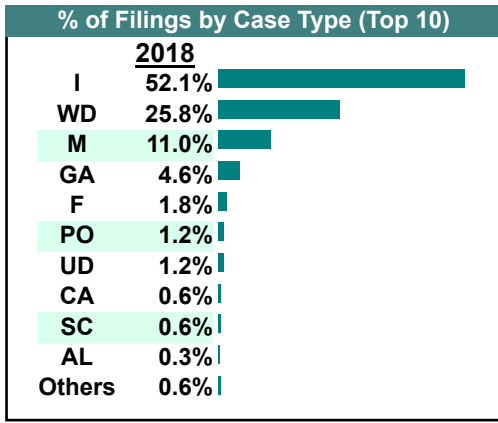
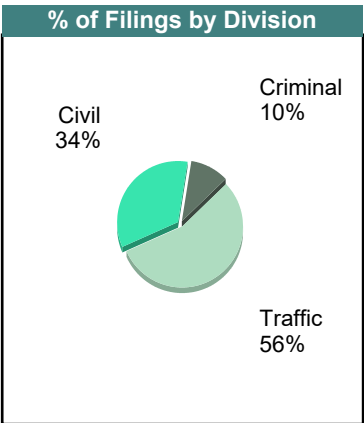
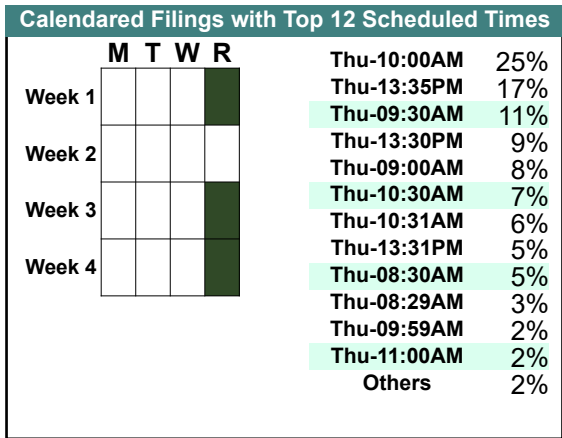
King William

District: 9

		<u>Filings</u>	<u>Hearings</u>	<u>Transactions</u>	<u>Concluded</u>	<u>Cont</u>
<u>Criminal</u>						
Capias	CA	0	1	1	1	-
Felony	F	7	9	9	2	7
Misdemeanor	M	25	42	48	27	21
Show Cause	SC	5	8	8	3	5
Criminal Total		37	60	66	33	33
<u>Traffic</u>						
Infraction	I	197	118	217	207	10
Misdemeanor	M	11	16	16	13	3
Traffic Total		208	134	233	220	13
<u>Civil</u>						
Garnishment	GA	10	1	10	9	1
Motion for Judgment	MJ	0	1	1	1	-
Other	OT	1	1	1	1	-
Protective Order	PO	1	0	4	4	-
Prelim Prot Order	PP	2	0	2	2	-
Unlawful Detainer	UD	9	9	10	7	3
Warrant in Debt	WD	78	55	95	74	21
Civil Total		101	67	123	98	25
King William Totals		346	261	422	351	71



		<u>Filings</u>	<u>Hearings</u>	<u>Transactions</u>	<u>Concluded</u>	<u>Cont</u>
<u>Criminal</u>						
Capias	CA	1	6	6	4	2
Civil Violation	CV	0	1	1	1	-
Felony	F	6	13	13	4	9
Misdemeanor	M	27	69	72	21	51
Show Cause	SC	0	4	4	4	-
Criminal Total		34	93	96	34	62
<u>Traffic</u>						
Capias	CA	1	1	1	1	-
Infraction	I	170	121	193	169	24
Misdemeanor	M	9	13	13	7	6
Show Cause	SC	1	1	1	0	1
Traffic Total		181	136	208	177	31
<u>Civil</u>						
Admin License	AL	1	0	1	1	-
Garnishment	GA	15	0	15	15	-
Impoundment	IM	1	0	1	1	-
Protective Order	PO	4	4	5	1	4
Prelim Prot Order	PP	1	1	2	1	1
Show Cause	SC	1	0	1	1	-
Unlawful Detainer	UD	4	5	6	6	-
Warrant in Debt	WD	84	49	99	85	14
Civil Total		111	59	130	111	19
King William Totals		326	288	434	322	112



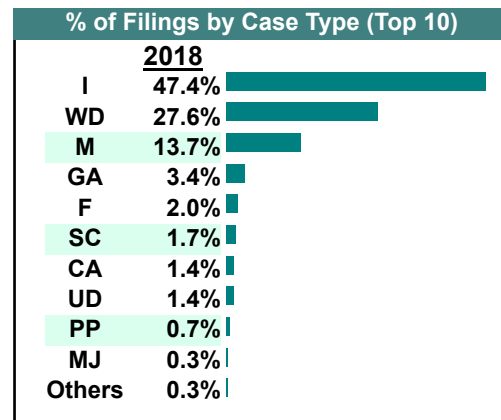
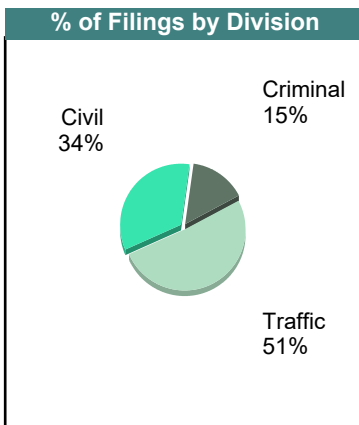

CASELOAD STATISTICS OF THE GENERAL DISTRICT COURTS

June 2018

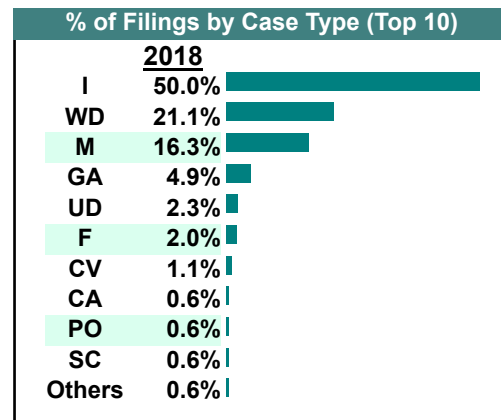
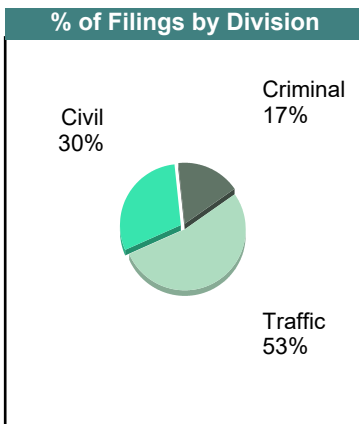
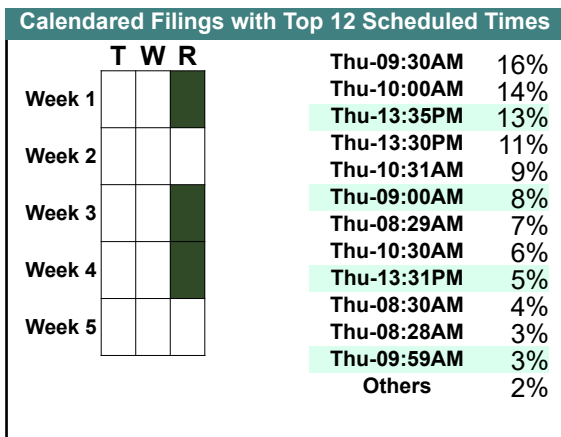
King William

District: 9

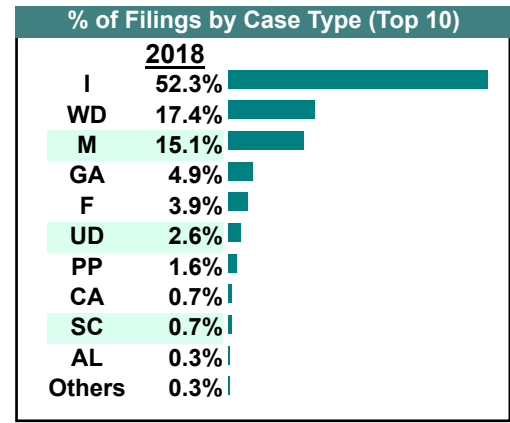
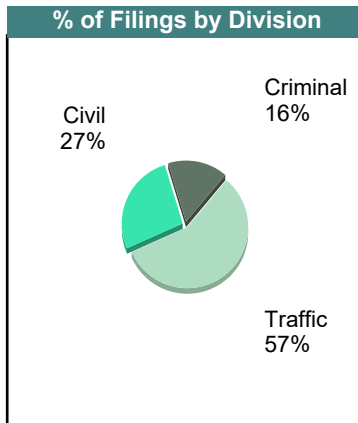
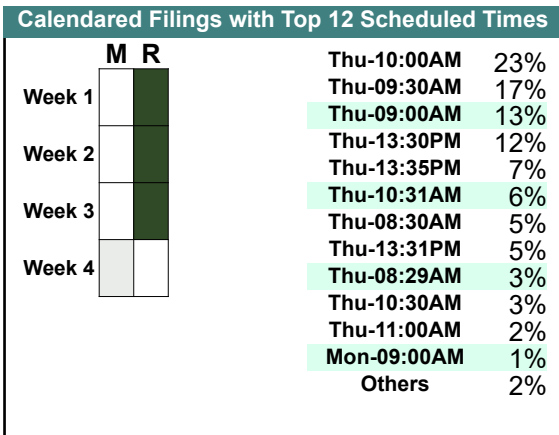
		<u>Filings</u>	<u>Hearings</u>	<u>Transactions</u>	<u>Concluded</u>	<u>Cont</u>
<u>Criminal</u>						
Capias	CA	4	9	9	6	3
Felony	F	6	20	20	12	8
Misdemeanor	M	29	68	73	40	33
Show Cause	SC	5	5	5	0	5
Criminal Total		44	102	107	58	49
<u>Traffic</u>						
Infraction	I	139	105	159	135	24
Misdemeanor	M	11	18	18	13	5
Traffic Total		150	123	177	148	29
<u>Civil</u>						
Garnishment	GA	10	0	12	12	-
Motion for Judgment	MJ	1	1	1	0	1
Protective Order	PO	1	1	1	0	1
Prelim Prot Order	PP	2	0	3	3	-
Unlawful Detainer	UD	4	7	7	5	2
Warrant in Debt	WD	81	42	94	83	11
Civil Total		99	51	118	103	15
King William Totals		293	276	402	309	93



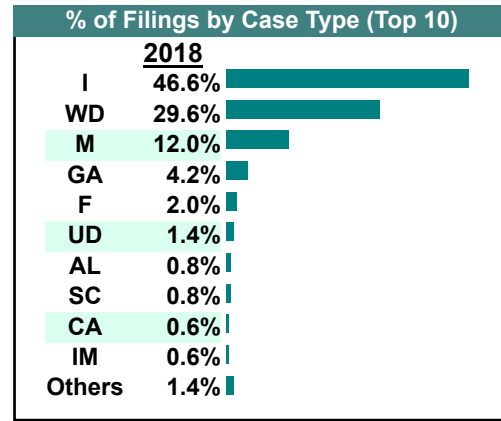
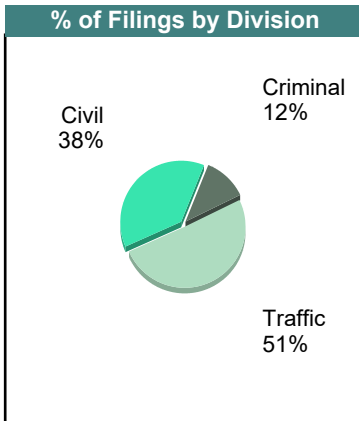
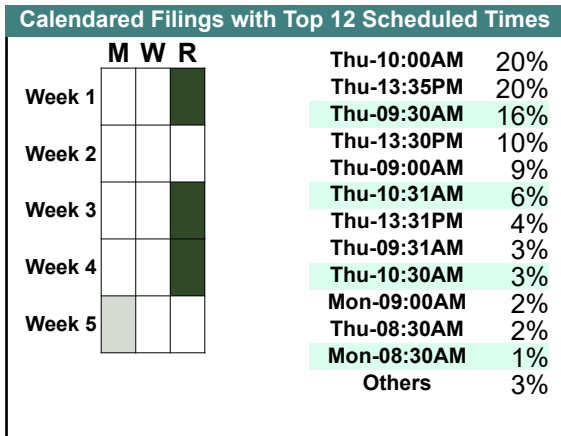
		Filings	Hearings	Transactions	Concluded	Cont
<u>Criminal</u>						
Capias	CA	2	5	5	2	3
Civil Violation	CV	4	4	5	4	1
Felony	F	7	24	24	14	10
Misdemeanor	M	46	73	77	31	46
Show Cause	SC	0	5	5	3	2
Criminal Total		59	111	116	54	62
<u>Traffic</u>						
Infraction	I	175	120	201	182	19
Misdemeanor	M	11	18	18	13	5
Traffic Total		186	138	219	195	24
<u>Civil</u>						
Admin License	AL	1	0	1	1	-
Garnishment	GA	17	2	20	18	2
Impoundment	IM	1	0	1	1	-
Interrogatory	IN	0	0	1	1	-
Protective Order	PO	2	2	2	0	2
Show Cause	SC	2	0	2	2	-
Unlawful Detainer	UD	8	7	10	8	2
Warrant in Debt	WD	74	47	86	65	21
Civil Total		105	58	123	96	27
King William Totals		350	307	458	345	113



		<u>Filings</u>	<u>Hearings</u>	<u>Transactions</u>	<u>Concluded</u>	<u>Cont</u>
<u>Criminal</u>						
Capias	CA	2	5	5	2	3
Felony	F	12	33	33	10	23
Misdemeanor	M	31	67	69	29	40
Motion	MO	1	1	1	1	-
Show Cause	SC	2	8	8	2	6
Criminal Total		48	114	116	44	72
<u>Traffic</u>						
Infraction	I	159	115	182	154	28
Misdemeanor	M	15	18	18	14	4
Traffic Total		174	133	200	168	32
<u>Civil</u>						
Admin License	AL	1	0	1	1	-
Garnishment	GA	15	3	16	13	3
Prelim Prot Order	PP	5	0	5	5	-
Unlawful Detainer	UD	8	9	9	7	2
Warrant in Debt	WD	53	30	61	52	9
Civil Total		82	42	92	78	14
King William Totals		304	289	408	290	118



		<u>Filings</u>	<u>Hearings</u>	<u>Transactions</u>	<u>Concluded</u>	<u>Cont</u>
<u>Criminal</u>						
Capias	CA	2	12	12	6	6
Civil Violation	CV	0	1	1	1	-
Felony	F	7	20	21	7	14
Misdemeanor	M	30	69	73	35	38
Show Cause	SC	3	10	10	7	3
Criminal Total		42	112	117	56	61
<u>Traffic</u>						
Infraction	I	167	107	178	164	14
Misdemeanor	M	13	16	16	10	6
Restricted O/L	RL	1	1	1	1	-
Show Cause	SC	0	1	1	1	-
Traffic Total		181	125	196	176	20
<u>Civil</u>						
Admin License	AL	3	0	3	3	-
Garnishment	GA	15	1	15	14	1
Impoundment	IM	2	0	2	2	-
Interrogatory	IN	1	1	1	0	1
Other	OT	2	0	2	2	-
Prelim Prot Order	PP	1	1	1	0	1
Unlawful Detainer	UD	5	3	6	5	1
Warrant in Debt	WD	106	56	122	109	13
Civil Total		135	62	152	135	17
King William Totals		358	299	465	367	98



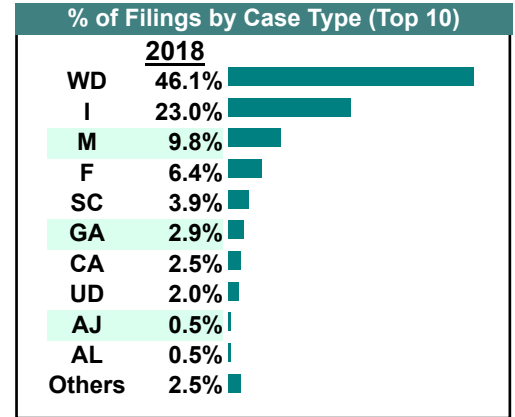
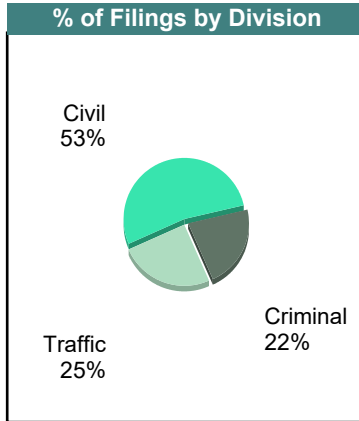
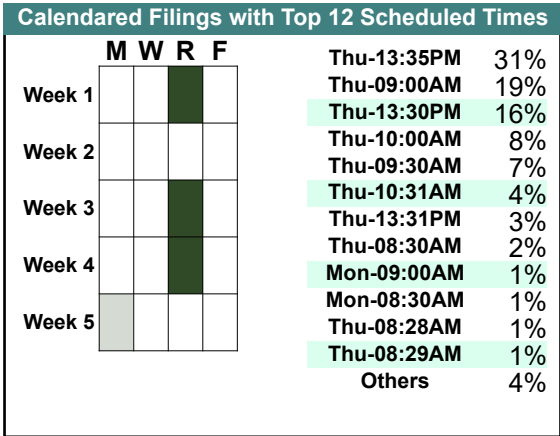
CASELOAD STATISTICS OF THE GENERAL DISTRICT COURTS

February 2018

King William

District: 9

		<u>Filings</u>	<u>Hearings</u>	<u>Transactions</u>	<u>Concluded</u>	<u>Cont</u>
<u>Criminal</u>						
Capias	CA	5	9	9	3	6
Civil Violation	CV	1	1	1	0	1
Felony	F	13	37	37	18	19
Misdemeanor	M	18	62	67	30	37
Motion	MO	1	1	1	1	-
Show Cause	SC	7	12	12	2	10
Criminal Total		45	122	127	54	73
<u>Traffic</u>						
Infraction	I	47	95	124	106	18
Misdemeanor	M	2	15	15	12	3
Restricted O/L	RL	1	1	1	1	-
Show Cause	SC	1	1	1	0	1
Traffic Total		51	112	141	119	22
<u>Civil</u>						
Abstract	AJ	1	0	1	1	-
Admin License	AL	1	0	1	1	-
Garnishment	GA	6	0	6	6	-
Impoundment	IM	1	0	1	1	-
Protective Order	PO	1	0	1	1	-
Unlawful Detainer	UD	4	3	5	3	2
Warrant in Debt	WD	94	46	114	99	15
Civil Total		108	49	129	112	17
King William Totals		204	283	397	285	112



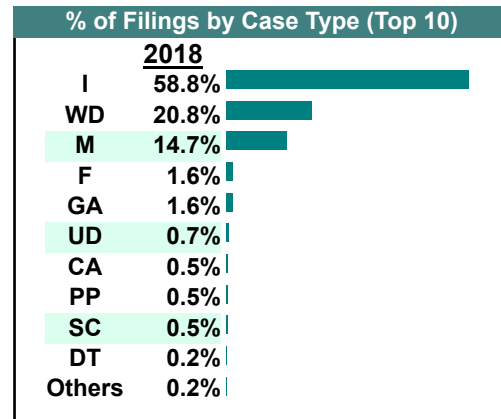
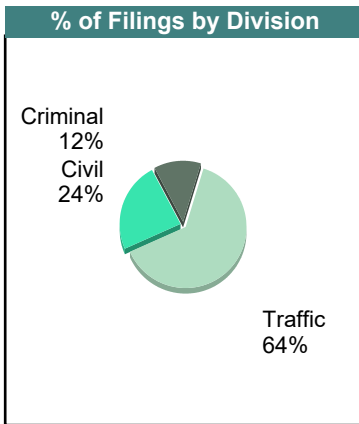
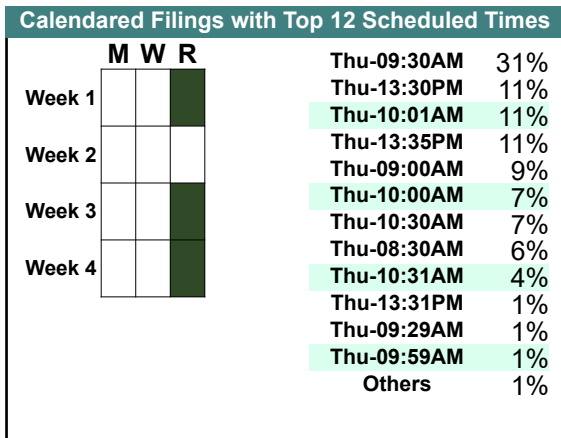
CASELOAD STATISTICS OF THE GENERAL DISTRICT COURTS

January 2018

King William

District: 9

		<u>Filings</u>	<u>Hearings</u>	<u>Transactions</u>	<u>Concluded</u>	<u>Cont</u>
<u>Criminal</u>						
Capias	CA	2	11	11	2	9
Civil Violation	CV	0	1	1	1	-
Felony	F	7	37	37	5	32
Misdemeanor	M	44	102	117	47	70
Show Cause	SC	2	5	5	1	4
Criminal Total		55	156	171	56	115
<u>Traffic</u>						
Infraction	I	260	193	311	233	78
Misdemeanor	M	21	31	31	15	16
Traffic Total		281	224	342	248	94
<u>Civil</u>						
Detinue	DT	1	1	1	1	-
Garnishment	GA	7	1	9	8	1
Interrogatory	IN	0	1	2	1	1
Prelim Prot Order	PP	2	1	3	2	1
Tenants Assertion	TA	1	0	1	1	-
Unlawful Detainer	UD	3	6	7	3	4
Warrant in Debt	WD	92	60	109	87	22
Civil Total		106	70	132	103	29
King William Totals		442	450	645	407	238



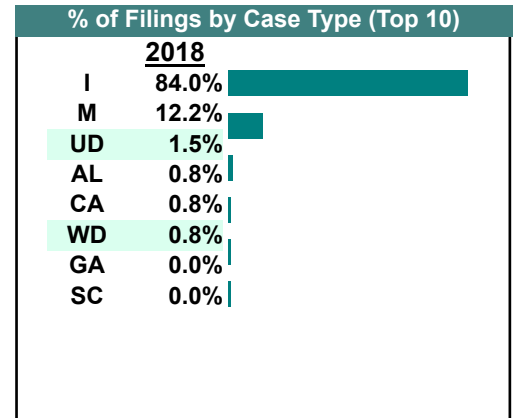
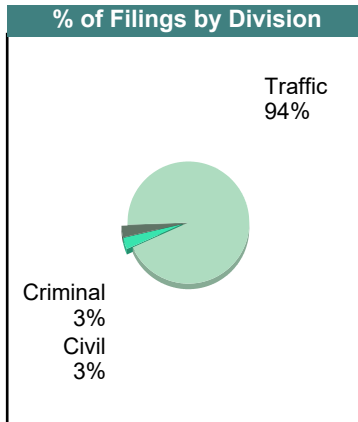
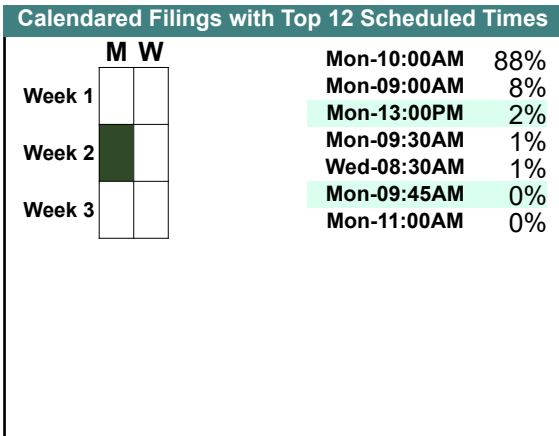
CASELOAD STATISTICS OF THE GENERAL DISTRICT COURTS

December 2018

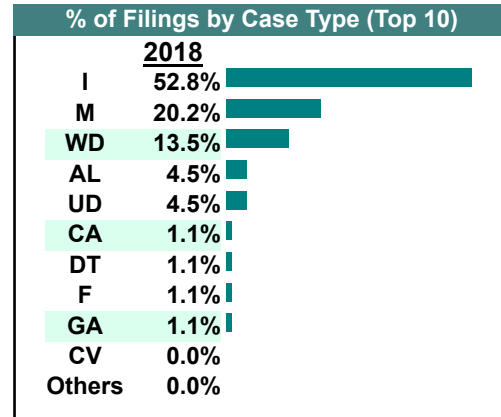
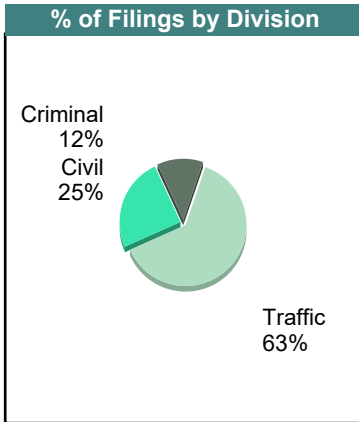
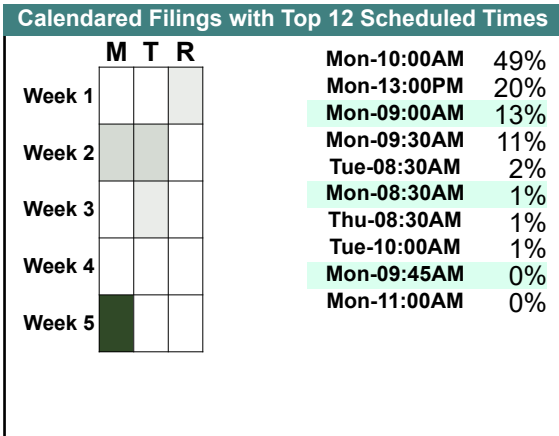
Mathews

District: 9

		<u>Filings</u>	<u>Hearings</u>	<u>Transactions</u>	<u>Concluded</u>	<u>Cont</u>
<u>Criminal</u>						
Misdemeanor	M	4	14	14	9	5
Show Cause	SC	0	1	1	0	1
Criminal Total		4	15	15	9	6
<u>Traffic</u>						
Capias	CA	1	1	1	0	1
Infraction	I	110	94	119	91	28
Misdemeanor	M	12	19	20	11	9
Show Cause	SC	0	1	1	1	-
Traffic Total		123	115	141	103	38
<u>Civil</u>						
Admin License	AL	1	0	1	1	-
Garnishment	GA	0	0	1	1	-
Unlawful Detainer	UD	2	2	3	2	1
Warrant in Debt	WD	1	2	3	2	1
Civil Total		4	4	8	6	2
Mathews Totals		131	134	164	118	46



		Filings	Hearings	Transactions	Concluded	Cont
<u>Criminal</u>						
Capias	CA	0	1	1	0	1
Civil Violation	CV	0	1	1	0	1
Felony	F	1	6	6	1	5
Misdemeanor	M	10	20	20	7	13
Criminal Total		11	28	28	8	20
<u>Traffic</u>						
Capias	CA	1	1	1	1	-
Felony	F	0	1	1	1	-
Infraction	I	47	32	55	54	1
Misdemeanor	M	8	13	13	8	5
Traffic Total		56	47	70	64	6
<u>Civil</u>						
Admin License	AL	4	0	4	4	-
Detinue	DT	1	1	1	0	1
Garnishment	GA	1	1	2	1	1
Interrogatory	IN	0	1	1	0	1
Unlawful Detainer	UD	4	5	6	5	1
Warrant in Debt	WD	12	11	13	10	3
Civil Total		22	19	27	20	7
Mathews Totals		89	94	125	92	33



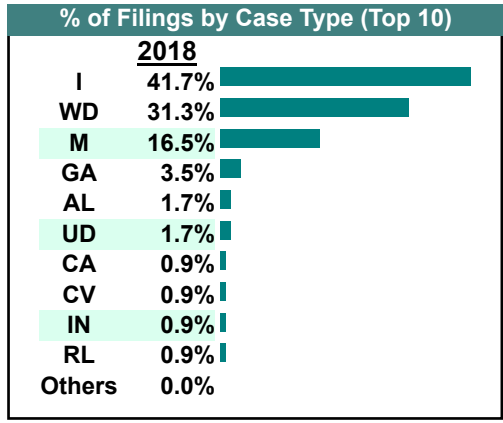
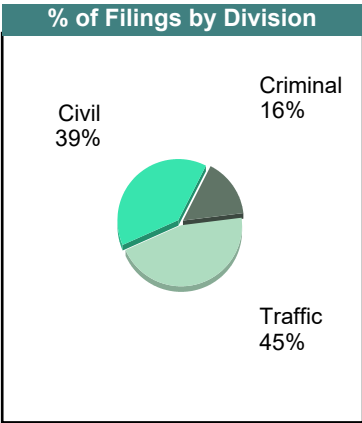
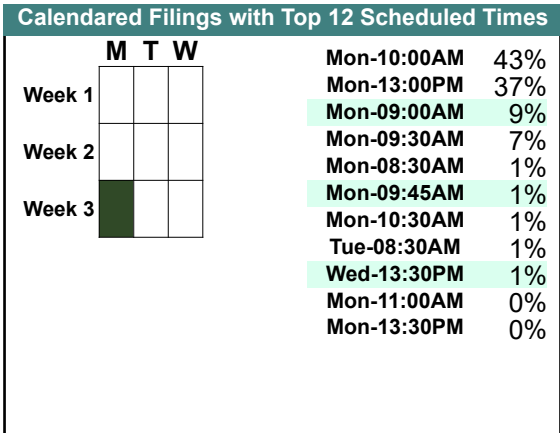
CASELOAD STATISTICS OF THE GENERAL DISTRICT COURTS

October 2018

Mathews

District: 9

		<u>Filings</u>	<u>Hearings</u>	<u>Transactions</u>	<u>Concluded</u>	<u>Cont</u>
<u>Criminal</u>						
Capias	CA	1	3	3	2	1
Civil Violation	CV	1	1	1	0	1
Felony	F	0	5	5	0	5
Misdemeanor	M	16	17	22	10	12
Show Cause	SC	0	2	2	2	-
Criminal Total		18	28	33	14	19
<u>Traffic</u>						
Capias	CA	0	2	2	2	-
Felony	F	0	1	1	0	1
Infraction	I	48	42	62	58	4
Misdemeanor	M	3	22	22	17	5
Restricted O/L	RL	1	1	1	1	-
Show Cause	SC	0	2	2	2	-
Traffic Total		52	70	90	80	10
<u>Civil</u>						
Admin License	AL	2	0	2	2	-
Garnishment	GA	4	2	4	2	2
Interrogatory	IN	1	0	1	1	-
Unlawful Detainer	UD	2	4	5	3	2
Warrant in Debt	WD	36	38	51	40	11
Civil Total		45	44	63	48	15
Mathews Totals		115	142	186	142	44



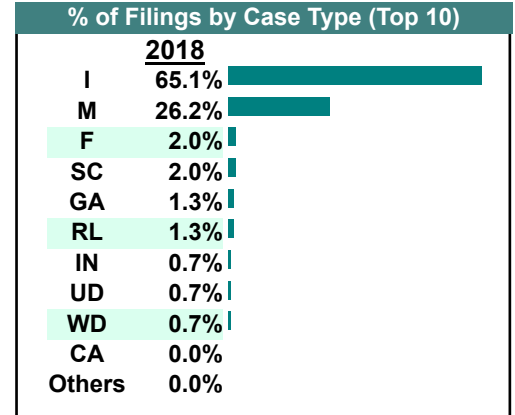
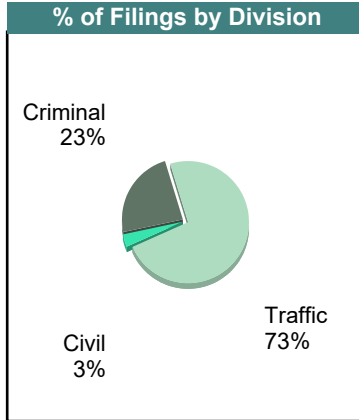
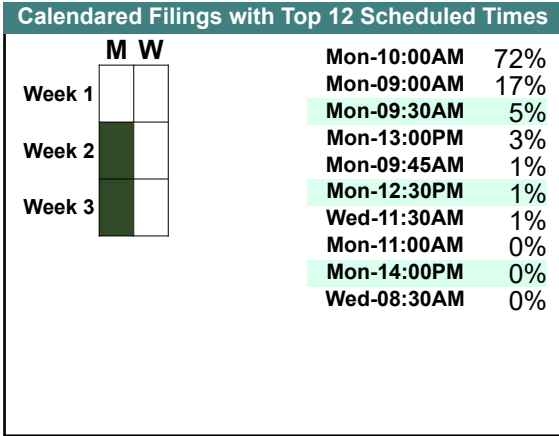
CASELOAD STATISTICS OF THE GENERAL DISTRICT COURTS

September 2018

Mathews

District: 9

		<u>Filings</u>	<u>Hearings</u>	<u>Transactions</u>	<u>Concluded</u>	<u>Cont</u>
<u>Criminal</u>						
Capias	CA	0	2	2	0	2
Civil Violation	CV	0	5	5	5	-
Felony	F	3	7	7	3	4
Misdemeanor	M	29	28	41	23	18
Show Cause	SC	3	4	4	1	3
Criminal Total		35	46	59	32	27
<u>Traffic</u>						
Capias	CA	0	3	3	1	2
Infraction	I	97	68	106	78	28
Misdemeanor	M	10	21	21	6	15
Restricted O/L	RL	2	2	2	0	-
Show Cause	SC	0	2	2	1	1
Traffic Total		109	96	134	86	46
<u>Civil</u>						
Garnishment	GA	2	0	2	2	-
Interrogatory	IN	1	1	1	0	1
Unlawful Detainer	UD	1	3	6	4	2
Warrant in Debt	WD	1	2	4	3	1
Civil Total		5	6	13	9	4
Mathews Totals		149	148	206	127	77



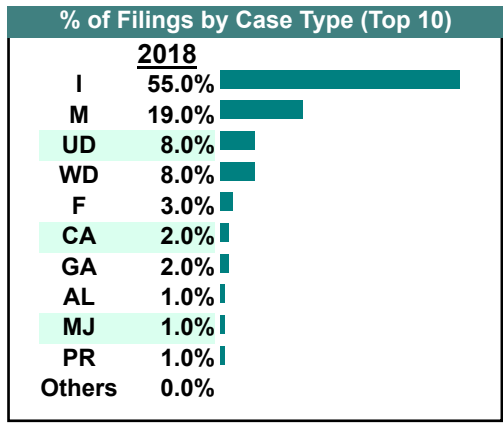
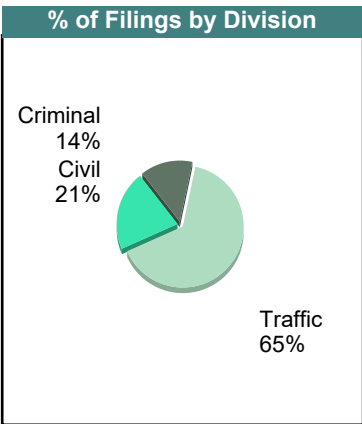
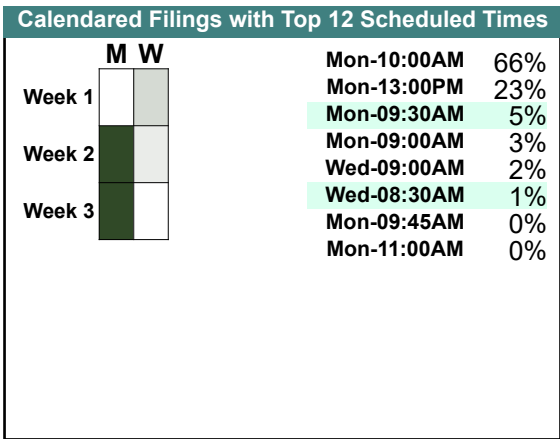
CASELOAD STATISTICS OF THE GENERAL DISTRICT COURTS

August 2018

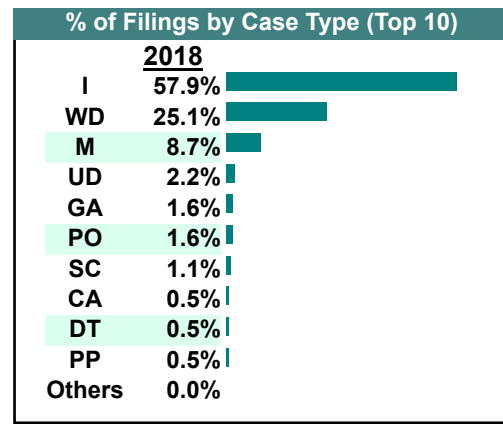
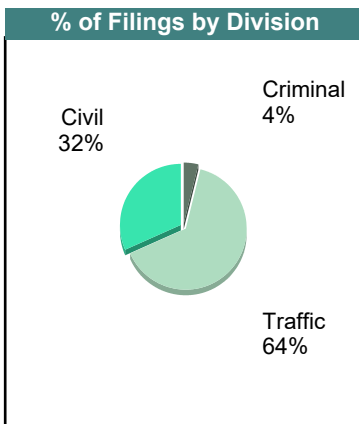
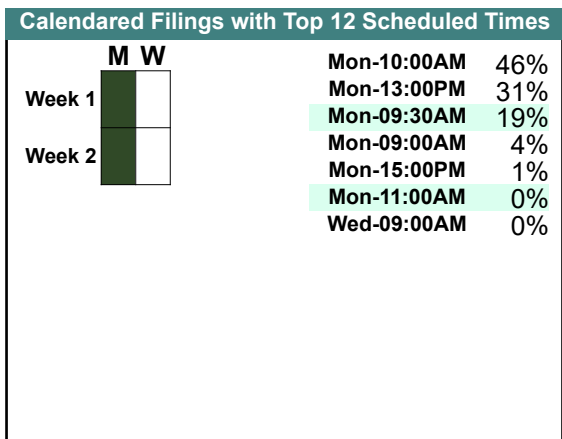
Mathews

District: 9

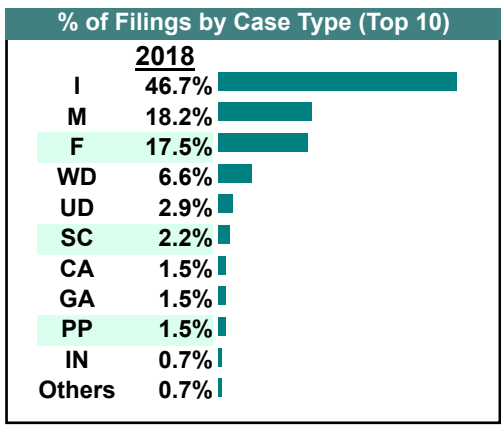
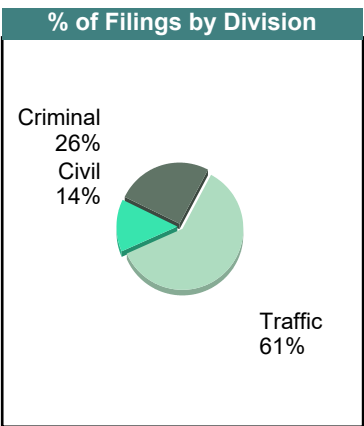

		<u>Filings</u>	<u>Hearings</u>	<u>Transactions</u>	<u>Concluded</u>	<u>Cont</u>
<u>Criminal</u>						
Capias	CA	0	2	2	0	2
Felony	F	3	9	9	3	6
Misdemeanor	M	11	18	19	11	8
Criminal Total		14	29	30	14	16
<u>Traffic</u>						
Capias	CA	2	4	4	2	2
Felony	F	0	1	1	0	1
Infraction	I	55	35	67	62	5
Misdemeanor	M	8	18	18	9	9
Show Cause	SC	0	1	1	0	1
Traffic Total		65	59	91	73	18
<u>Civil</u>						
Admin License	AL	1	0	1	1	-
Detinue	DT	0	0	1	1	-
Garnishment	GA	2	0	2	2	-
Motion for Judgment	MJ	1	1	1	1	-
Petition-Restore Arms	PR	1	0	1	1	-
Unlawful Detainer	UD	8	8	9	5	4
Warrant in Debt	WD	8	6	8	6	2
Civil Total		21	15	23	17	6
Mathews Totals		100	103	144	104	40



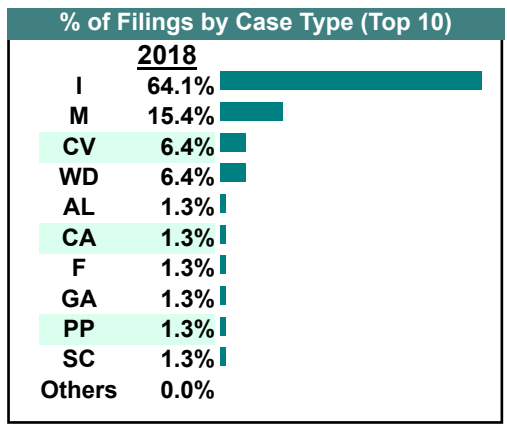
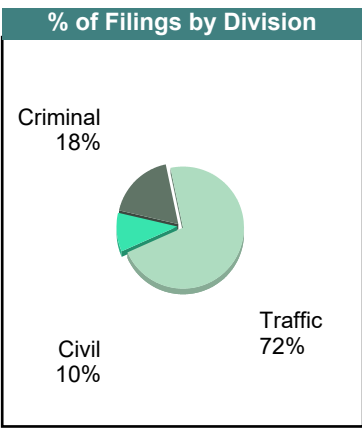
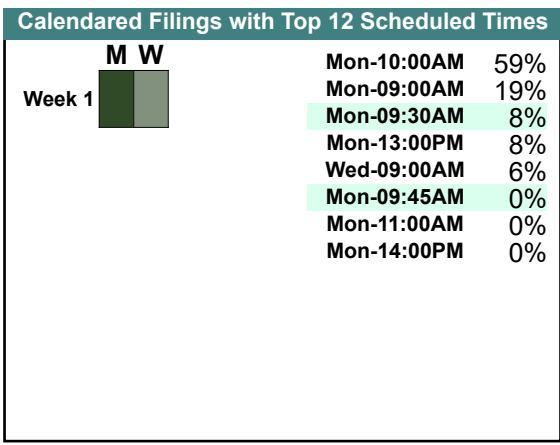
		Filings	Hearings	Transactions	Concluded	Cont
<u>Criminal</u>						
Capias	CA	1	2	2	0	2
Felony	F	0	2	20	19	1
Misdemeanor	M	6	24	25	15	10
Show Cause	SC	0	2	2	1	1
Criminal Total		7	30	49	35	14
<u>Traffic</u>						
Capias	CA	0	2	2	0	2
Felony	F	0	0	1	1	-
Infraction	I	106	70	124	107	17
Misdemeanor	M	10	29	29	14	15
Show Cause	SC	2	5	5	0	5
Traffic Total		118	106	161	122	39
<u>Civil</u>						
Detinue	DT	1	1	1	0	1
Garnishment	GA	3	1	4	3	1
Protective Order	PO	3	0	3	3	-
Prelim Prot Order	PP	1	0	1	1	-
Unlawful Detainer	UD	4	4	5	2	3
Warrant in Debt	WD	46	38	59	47	12
Civil Total		58	44	73	56	17
Mathews Totals		183	180	283	213	70



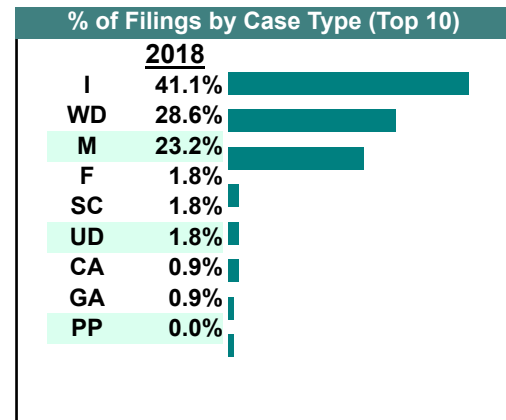
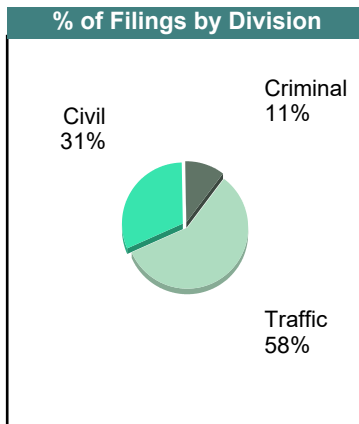
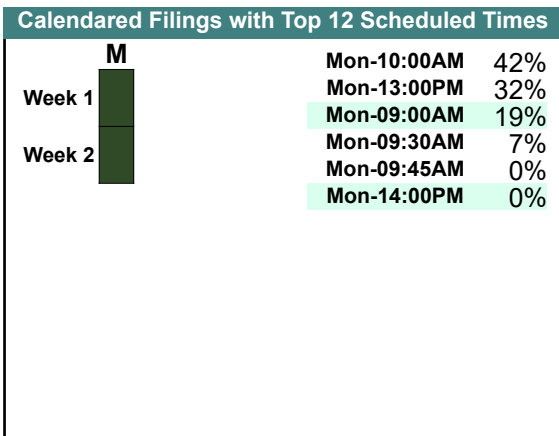
		Filings	Hearings	Transactions	Concluded	Cont
<u>Criminal</u>						
Capias	CA	0	2	2	0	2
Felony	F	22	28	28	3	25
Misdemeanor	M	11	20	21	8	13
Show Cause	SC	2	3	3	0	3
Criminal Total		35	53	54	11	43
<u>Traffic</u>						
Capias	CA	2	2	2	0	2
Felony	F	2	3	3	0	3
Infraction	I	64	57	80	53	27
Misdemeanor	M	14	26	26	7	19
Show Cause	SC	1	2	2	0	2
Traffic Total		83	90	113	60	53
<u>Civil</u>						
Garnishment	GA	2	0	2	2	-
Interrogatory	IN	1	0	1	1	-
Protective Order	PO	1	1	1	0	-
Prelim Prot Order	PP	2	2	4	2	2
Unlawful Detainer	UD	4	2	4	3	1
Warrant in Debt	WD	9	8	14	9	5
Civil Total		19	13	26	17	8
Mathews Totals		137	156	193	88	104



		<u>Filings</u>	<u>Hearings</u>	<u>Transactions</u>	<u>Concluded</u>	<u>Cont</u>
<u>Criminal</u>						
Capias	CA	1	2	2	1	1
Civil Violation	CV	5	5	5	0	5
Felony	F	1	5	5	3	2
Misdemeanor	M	6	13	13	5	8
Show Cause	SC	1	3	3	2	1
Criminal Total		14	28	28	11	17
<u>Traffic</u>						
Infraction	I	50	39	57	48	9
Misdemeanor	M	6	19	19	13	6
Show Cause	SC	0	2	2	1	1
Traffic Total		56	60	78	62	16
<u>Civil</u>						
Admin License	AL	1	0	1	1	-
Garnishment	GA	1	0	1	1	-
Prelim Prot Order	PP	1	0	2	2	-
Unlawful Detainer	UD	0	1	1	1	-
Warrant in Debt	WD	5	8	10	9	1
Civil Total		8	9	15	14	1
Mathews Totals		78	97	121	87	34



		Filings	Hearings	Transactions	Concluded	Cont
<u>Criminal</u>						
Capias	CA	1	2	2	2	-
Felony	F	2	14	14	10	3
Misdemeanor	M	9	25	26	13	11
Criminal Total		12	41	42	25	14
<u>Traffic</u>						
Infraction	I	46	38	58	49	9
Misdemeanor	M	17	30	30	11	19
Show Cause	SC	2	2	2	0	2
Traffic Total		65	70	90	60	30
<u>Civil</u>						
Garnishment	GA	1	0	1	1	-
Prelim Prot Order	PP	0	1	1	0	1
Unlawful Detainer	UD	2	2	2	2	-
Warrant in Debt	WD	32	24	41	29	12
Civil Total		35	27	45	32	13
Mathews Totals		112	138	177	117	57



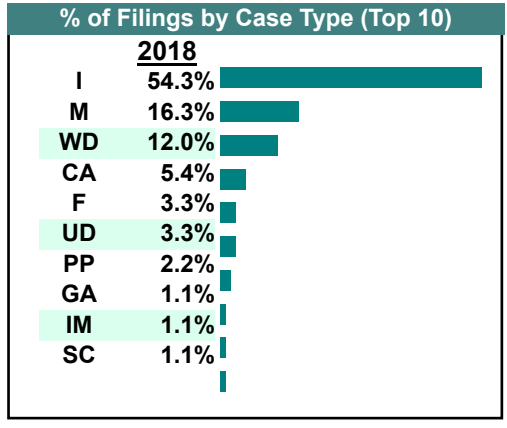
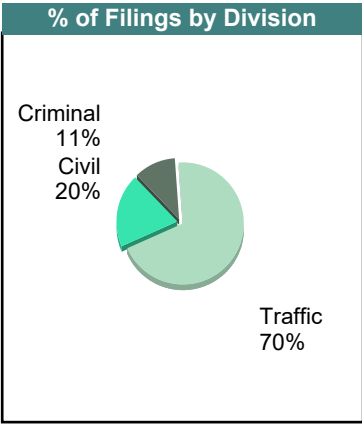
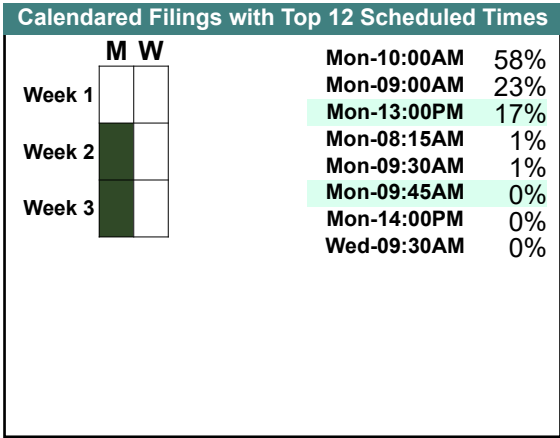
CASELOAD STATISTICS OF THE GENERAL DISTRICT COURTS

March 2018

Mathews

District: 9

		<u>Filings</u>	<u>Hearings</u>	<u>Transactions</u>	<u>Concluded</u>	<u>Cont</u>
<u>Criminal</u>						
Capias	CA	5	9	9	5	4
Felony	F	3	15	15	10	5
Misdemeanor	M	1	17	17	5	12
Show Cause	SC	1	1	1	0	1
Criminal Total		10	42	42	20	22
<u>Traffic</u>						
Infraction	I	50	51	65	52	13
Misdemeanor	M	14	25	25	9	16
Traffic Total		64	76	90	61	29
<u>Civil</u>						
Garnishment	GA	1	0	1	1	-
Impoundment	IM	1	0	1	1	-
Prelim Prot Order	PP	2	1	2	1	1
Unlawful Detainer	UD	3	2	3	3	-
Warrant in Debt	WD	11	7	12	8	4
Civil Total		18	10	19	14	5
Mathews Totals		92	128	151	95	56



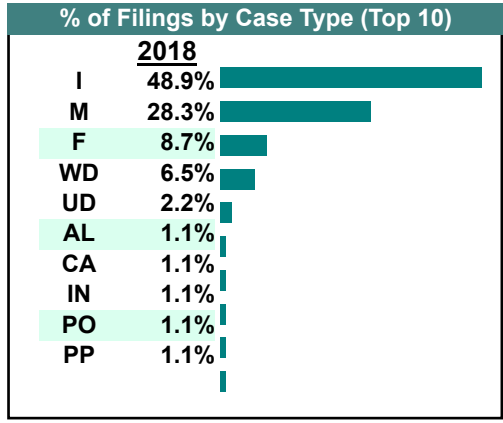
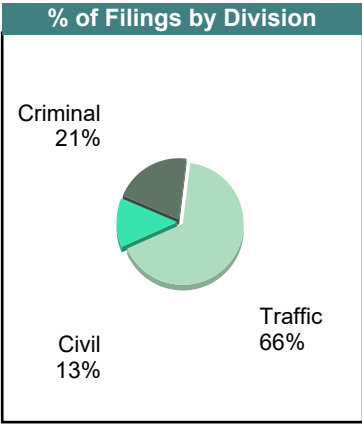
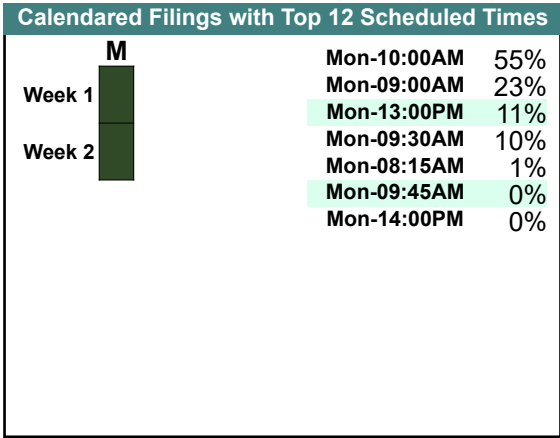
CASELOAD STATISTICS OF THE GENERAL DISTRICT COURTS

February 2018

Mathews

District: 9

		<u>Filings</u>	<u>Hearings</u>	<u>Transactions</u>	<u>Concluded</u>	<u>Cont</u>
<u>Criminal</u>						
Capias	CA	1	2	2	0	2
Felony	F	8	20	24	4	20
Misdemeanor	M	10	22	24	13	11
Criminal Total		19	44	50	17	33
<u>Traffic</u>						
Infraction	I	45	35	55	46	9
Misdemeanor	M	16	31	31	23	8
Traffic Total		61	66	86	69	17
<u>Civil</u>						
Admin License	AL	1	0	1	1	-
Interrogatory	IN	1	0	1	1	-
Protective Order	PO	1	0	1	1	-
Prelim Prot Order	PP	1	0	1	1	-
Unlawful Detainer	UD	2	3	3	2	1
Warrant in Debt	WD	6	11	14	9	5
Civil Total		12	14	21	15	6
Mathews Totals		92	124	157	101	56



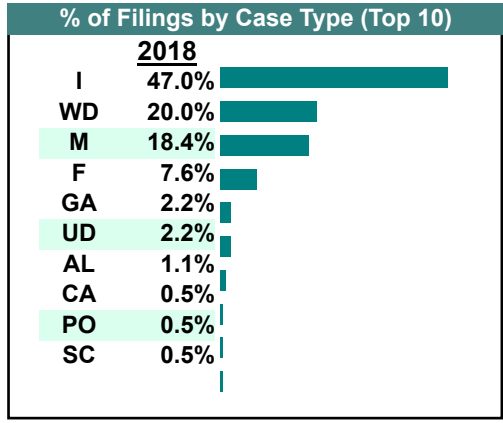
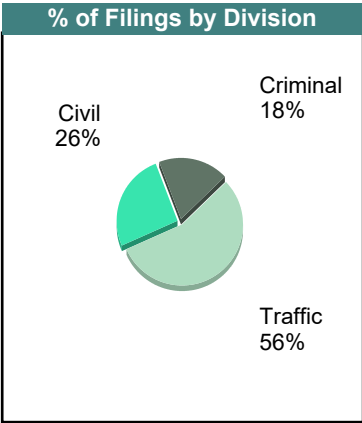
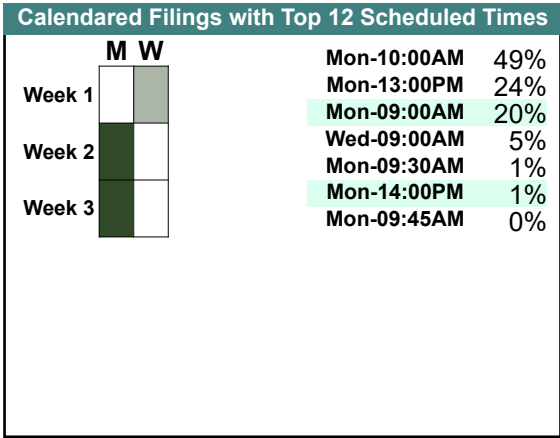
CASELOAD STATISTICS OF THE GENERAL DISTRICT COURTS

January 2018

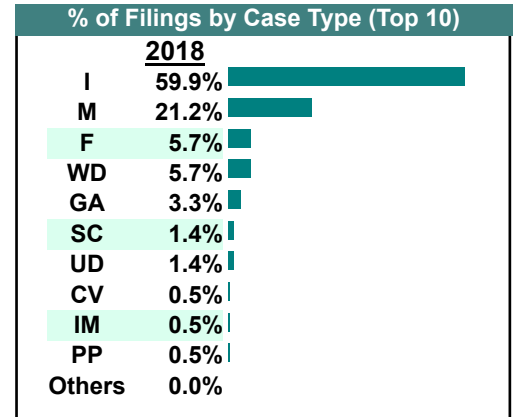
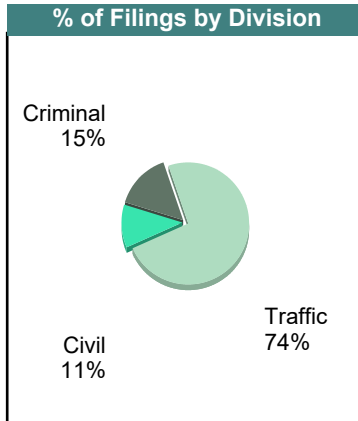
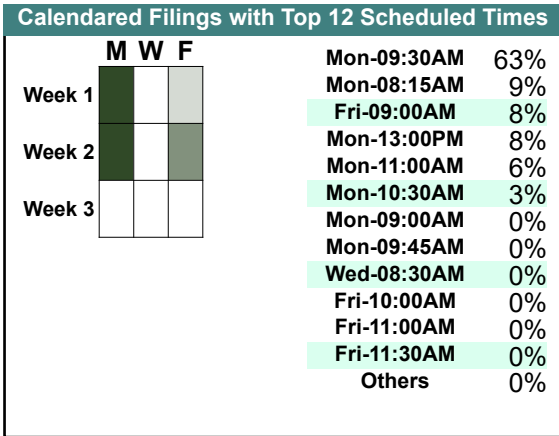
Mathews

District: 9

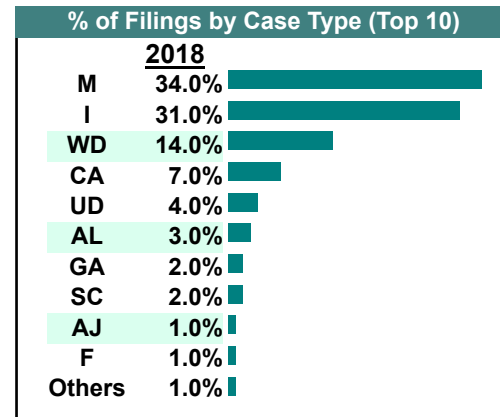
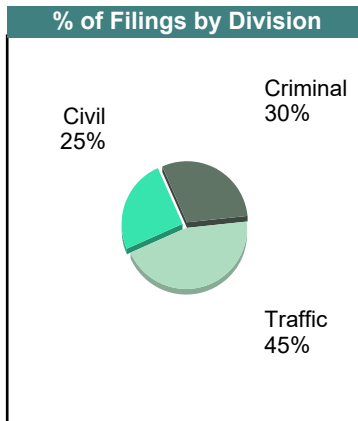
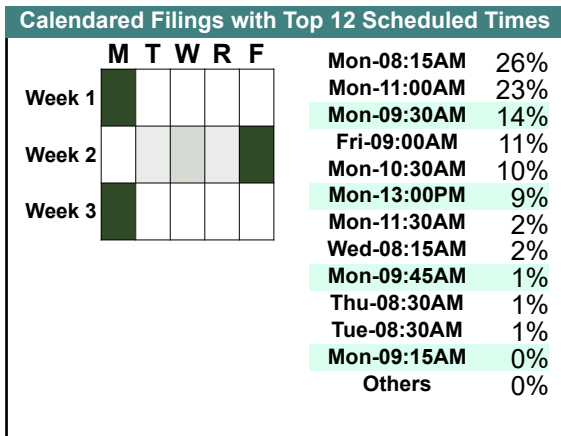
		<u>Filings</u>	<u>Hearings</u>	<u>Transactions</u>	<u>Concluded</u>	<u>Cont</u>
<u>Criminal</u>						
Capias	CA	1	1	1	0	1
Felony	F	14	16	16	1	15
Misdemeanor	M	18	33	34	11	23
Show Cause	SC	1	2	2	2	-
Criminal Total		34	52	53	14	39
<u>Traffic</u>						
Infraction	I	87	64	95	78	15
Misdemeanor	M	16	19	19	6	13
Traffic Total		103	83	114	84	28
<u>Civil</u>						
Admin License	AL	2	0	2	2	-
Garnishment	GA	4	0	4	4	-
Protective Order	PO	1	0	2	2	-
Unlawful Detainer	UD	4	3	5	5	-
Warrant in Debt	WD	37	40	51	41	10
Civil Total		48	43	64	54	10
Mathews Totals		185	178	231	152	77



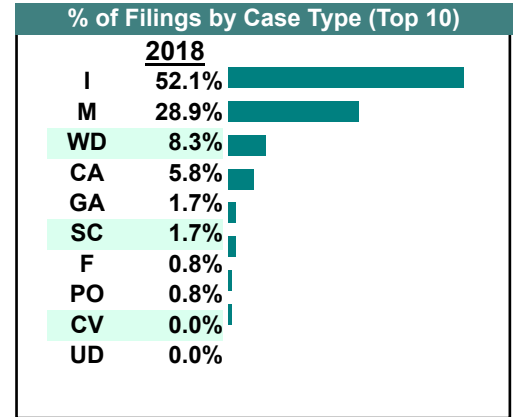
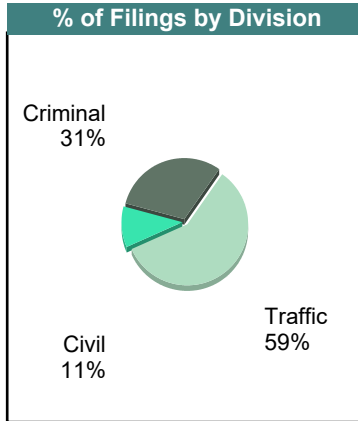
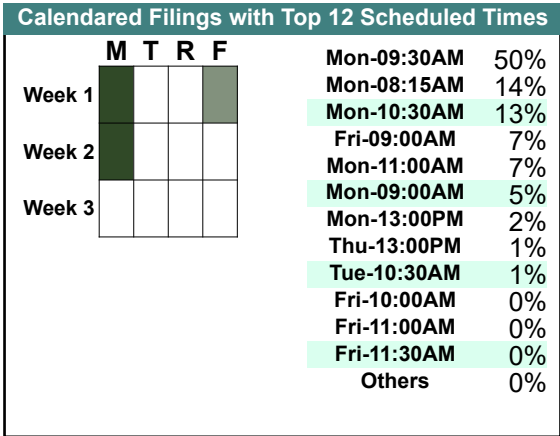
		<u>Filings</u>	<u>Hearings</u>	<u>Transactions</u>	<u>Concluded</u>	<u>Cont</u>
<u>Criminal</u>						
Capias	CA	0	5	5	2	3
Civil Violation	CV	1	2	2	0	2
Felony	F	12	16	16	4	12
Misdemeanor	M	18	32	36	19	17
Show Cause	SC	1	3	3	2	1
Criminal Total		32	58	62	27	35
<u>Traffic</u>						
Infraction	I	127	77	130	120	10
Misdemeanor	M	27	38	38	25	13
Show Cause	SC	2	2	2	0	2
Traffic Total		156	117	170	145	25
<u>Civil</u>						
Garnishment	GA	7	0	8	8	-
Impoundment	IM	1	0	1	1	-
Prelim Prot Order	PP	1	0	1	1	-
Unlawful Detainer	UD	3	4	5	3	2
Warrant in Debt	WD	12	12	18	16	2
Civil Total		24	16	33	29	4
Middlesex Totals		212	191	265	201	64



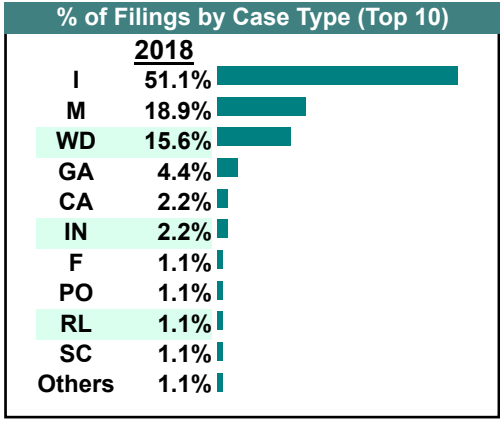
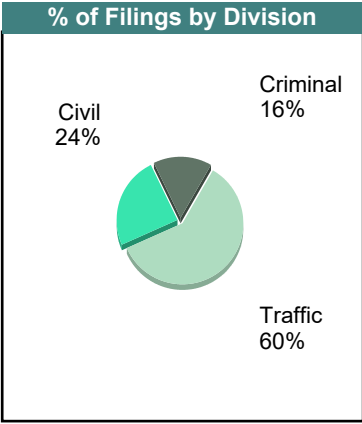
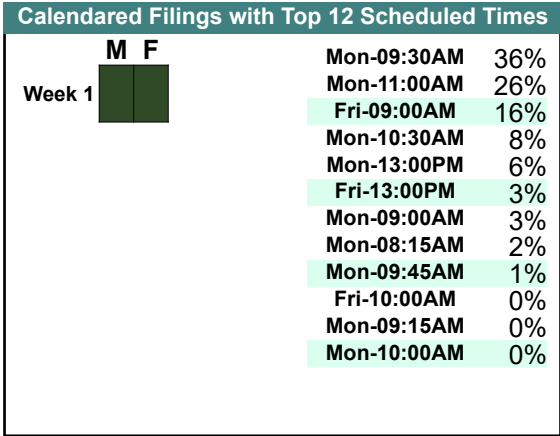
		Filings	Hearings	Transactions	Concluded	Cont
<u>Criminal</u>						
Capias	CA	6	15	15	9	6
Civil Violation	CV	0	2	2	0	2
Felony	F	1	1	1	0	1
Misdemeanor	M	21	26	30	15	15
Show Cause	SC	2	4	4	3	1
Criminal Total		30	48	52	27	25
<u>Traffic</u>						
Capias	CA	1	1	1	1	-
Infraction	I	31	22	32	23	9
Misdemeanor	M	13	19	19	10	9
Traffic Total		45	42	52	34	18
<u>Civil</u>						
Abstract	AJ	1	0	1	1	-
Admin License	AL	3	0	3	3	-
Garnishment	GA	2	1	4	3	1
Prelim Prot Order	PP	1	0	1	1	-
Unlawful Detainer	UD	4	5	6	4	2
Warrant in Debt	WD	14	12	17	14	3
Civil Total		25	18	32	26	6
Middlesex Totals		100	108	136	87	49



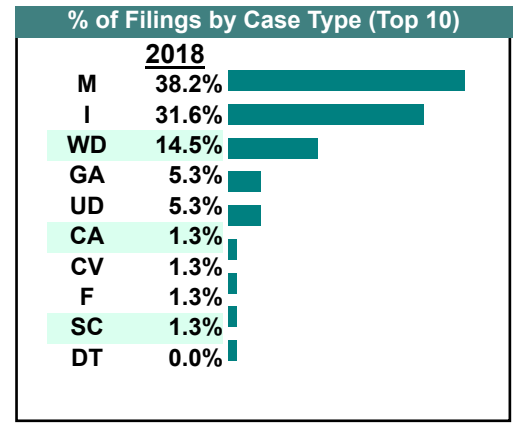
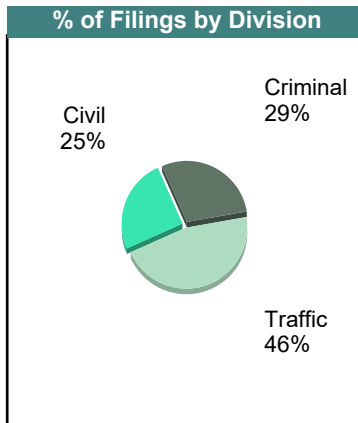
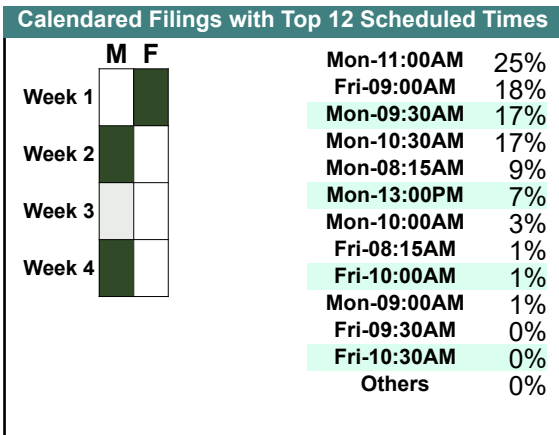
		<u>Filings</u>	<u>Hearings</u>	<u>Transactions</u>	<u>Concluded</u>	<u>Cont</u>
<u>Criminal</u>						
Capias	CA	7	10	10	4	6
Civil Violation	CV	0	0	1	1	-
Felony	F	1	6	6	2	4
Misdemeanor	M	27	42	49	27	22
Show Cause	SC	2	4	4	1	3
Criminal Total		37	62	70	35	35
<u>Traffic</u>						
Infraction	I	63	34	66	61	5
Misdemeanor	M	8	15	15	8	7
Traffic Total		71	49	81	69	12
<u>Civil</u>						
Garnishment	GA	2	0	2	2	-
Protective Order	PO	1	0	1	1	-
Unlawful Detainer	UD	0	3	3	1	1
Warrant in Debt	WD	10	17	20	13	7
Civil Total		13	20	26	17	8
Middlesex Totals		121	131	177	121	55



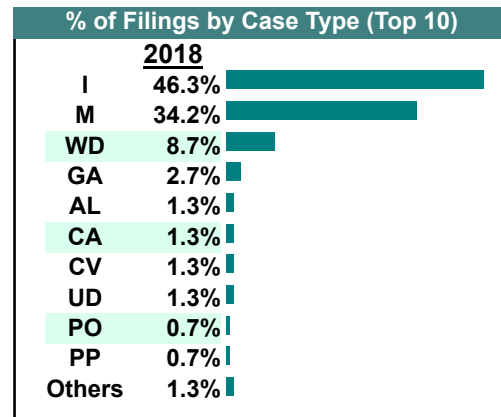
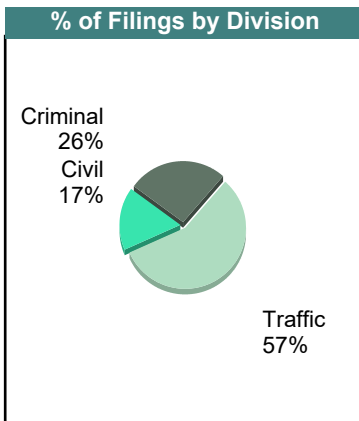
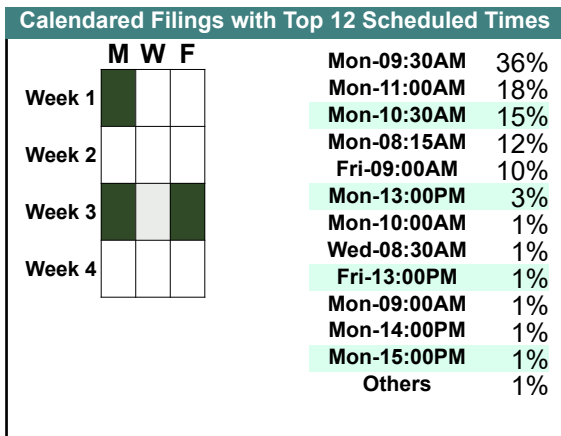
		<u>Filings</u>	<u>Hearings</u>	<u>Transactions</u>	<u>Concluded</u>	<u>Cont</u>
<u>Criminal</u>						
Capias	CA	2	4	4	1	3
Felony	F	1	4	4	2	2
Misdemeanor	M	10	30	34	22	12
Show Cause	SC	1	3	3	1	2
Criminal Total		14	41	45	26	19
<u>Traffic</u>						
Infraction	I	46	27	64	60	4
Misdemeanor	M	7	17	17	11	6
Restricted O/L	RL	1	1	1	1	-
Show Cause	SC	0	1	1	1	-
Traffic Total		54	46	83	73	10
<u>Civil</u>						
Garnishment	GA	4	2	5	3	2
Interrogatory	IN	2	0	2	2	-
Protective Order	PO	1	0	1	1	-
Prelim Prot Order	PP	0	0	1	1	-
Unlawful Detainer	UD	1	2	3	1	2
Warrant in Debt	WD	14	12	28	23	5
Civil Total		22	16	40	31	9
Middlesex Totals		90	103	168	130	38



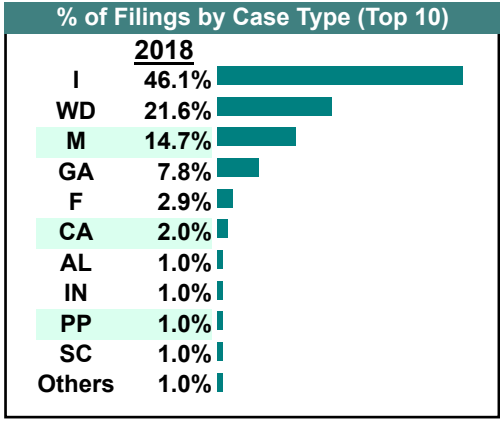
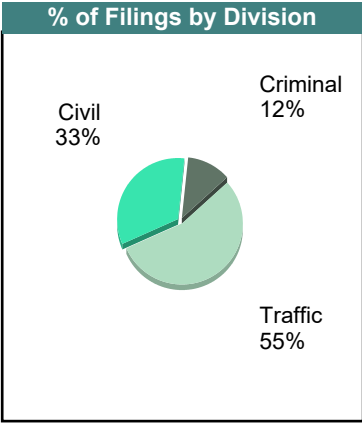
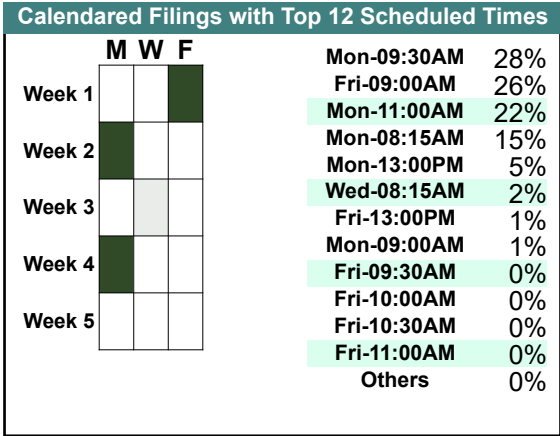
		Filings	Hearings	Transactions	Concluded	Cont
<u>Criminal</u>						
Capias	CA	1	4	4	1	3
Civil Violation	CV	1	2	2	1	1
Felony	F	1	4	4	2	2
Misdemeanor	M	18	23	28	11	17
Show Cause	SC	1	2	2	1	1
Criminal Total		22	35	40	16	24
<u>Traffic</u>						
Capias	CA	0	3	3	3	-
Infraction	I	24	19	28	19	9
Misdemeanor	M	11	13	13	7	6
Traffic Total		35	35	44	29	15
<u>Civil</u>						
Detinue	DT	0	1	1	1	-
Garnishment	GA	4	0	5	5	-
Unlawful Detainer	UD	4	6	7	5	2
Warrant in Debt	WD	11	12	19	10	9
Civil Total		19	19	32	21	11
Middlesex Totals		76	89	116	66	50



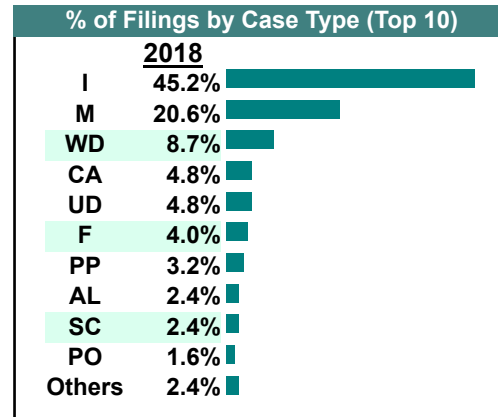
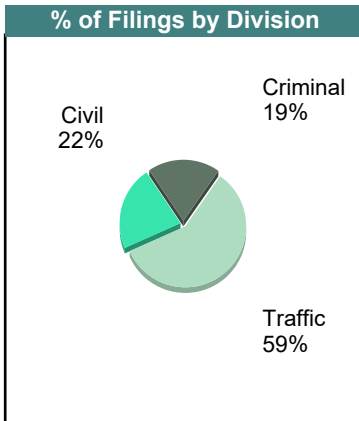
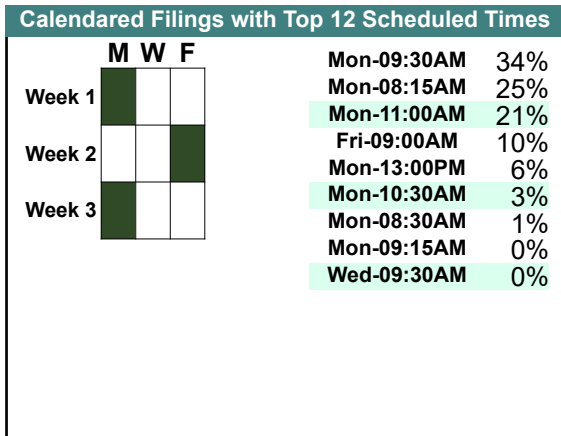
		<u>Filings</u>	<u>Hearings</u>	<u>Transactions</u>	<u>Concluded</u>	<u>Cont</u>
<u>Criminal</u>						
Capias	CA	2	6	6	5	1
Civil Violation	CV	2	4	4	2	2
Felony	F	0	4	4	3	1
Misdemeanor	M	35	34	48	30	18
Show Cause	SC	0	2	2	2	-
Criminal Total		39	50	64	42	22
<u>Traffic</u>						
Capias	CA	0	3	3	0	3
Infraction	I	69	36	74	67	7
Misdemeanor	M	16	28	28	17	11
Traffic Total		85	67	105	84	21
<u>Civil</u>						
Admin License	AL	2	0	2	2	-
Garnishment	GA	4	1	5	4	1
Protective Order	PO	1	0	1	1	-
Prelim Prot Order	PP	1	0	1	1	-
Show Cause	SC	1	1	1	1	-
Tenants Assertion	TA	1	0	1	1	-
Unlawful Detainer	UD	2	5	5	1	4
Warrant in Debt	WD	13	16	18	7	11
Civil Total		25	23	34	18	16
Middlesex Totals		149	140	203	144	59



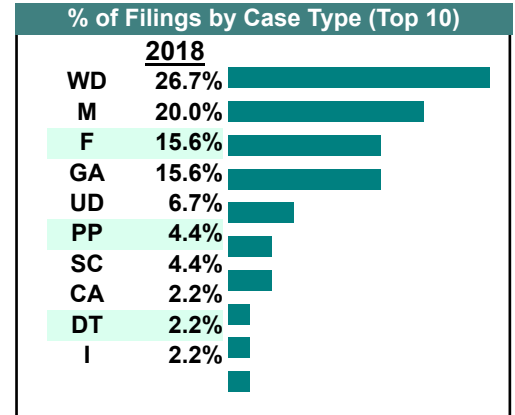
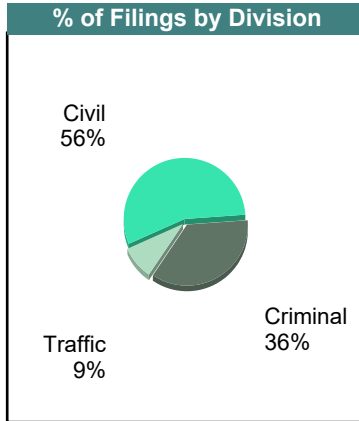
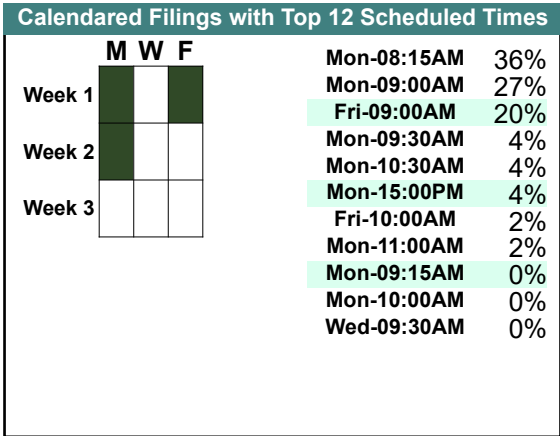
		Filings	Hearings	Transactions	Concluded	Cont
<u>Criminal</u>						
Capias	CA	2	8	8	3	5
Felony	F	3	8	8	4	4
Misdemeanor	M	6	18	18	9	9
Show Cause	SC	1	12	12	8	4
Criminal Total		12	46	46	24	22
<u>Traffic</u>						
Capias	CA	0	2	2	1	1
Felony	F	0	2	2	2	-
Infraction	I	47	35	55	49	6
Misdemeanor	M	9	18	18	10	8
Traffic Total		56	57	77	62	15
<u>Civil</u>						
Admin License	AL	1	0	1	1	-
Garnishment	GA	8	0	9	9	-
Interrogatory	IN	1	0	1	1	-
Prelim Prot Order	PP	1	1	1	0	1
Unlawful Detainer	UD	1	5	6	5	1
Warrant in Debt	WD	22	19	28	23	5
Civil Total		34	25	46	39	7
Middlesex Totals		102	128	169	125	44



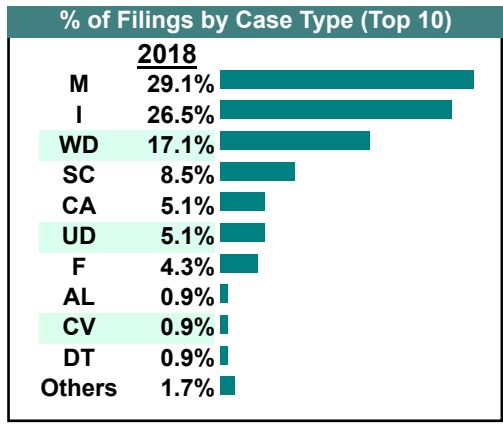
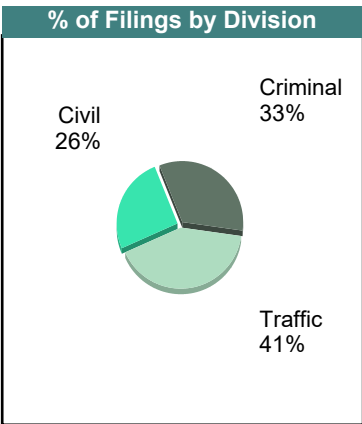
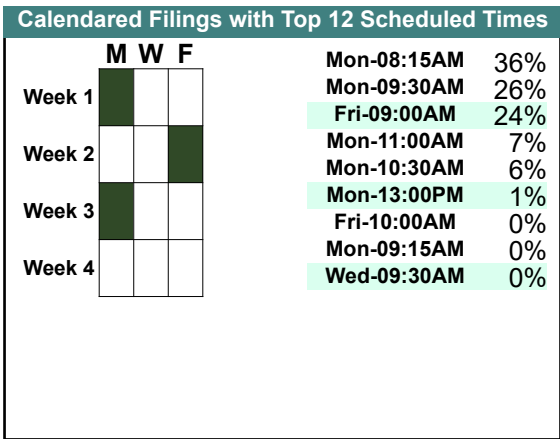
		Filings	Hearings	Transactions	Concluded	Cont
<u>Criminal</u>						
Capias	CA	5	14	14	6	8
Civil Violation	CV	1	4	4	2	2
Felony	F	3	19	19	9	10
Misdemeanor	M	12	38	39	21	18
Show Cause	SC	3	17	17	2	15
Criminal Total		24	92	93	40	53
<u>Traffic</u>						
Capias	CA	1	4	4	0	4
Felony	F	2	2	2	0	2
Infraction	I	57	43	67	59	8
Misdemeanor	M	14	28	28	17	10
Show Cause	SC	0	3	3	2	1
Traffic Total		74	80	104	78	25
<u>Civil</u>						
Admin License	AL	3	0	3	3	-
Garnishment	GA	1	0	2	2	-
Impoundment	IM	1	0	1	1	-
Protective Order	PO	2	0	3	3	-
Prelim Prot Order	PP	4	0	4	4	-
Unlawful Detainer	UD	6	7	8	3	5
Warrant in Debt	WD	11	13	15	11	4
Civil Total		28	20	36	27	9
Middlesex Totals		126	192	233	145	87



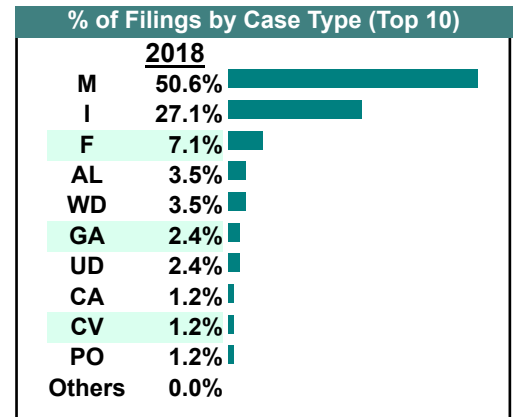
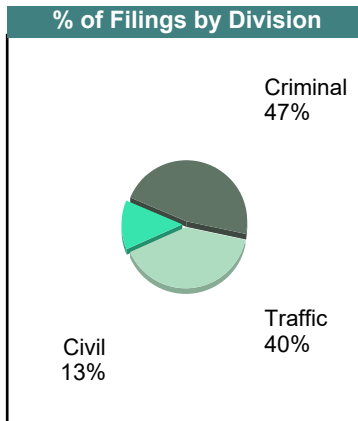
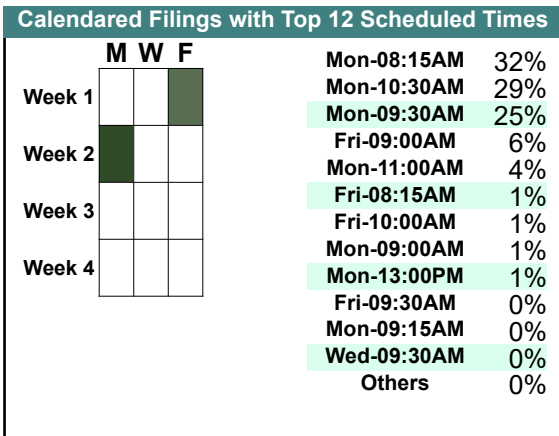
		<u>Filings</u>	<u>Hearings</u>	<u>Transactions</u>	<u>Concluded</u>	<u>Cont</u>
<u>Criminal</u>						
Capias	CA	1	2	2	0	2
Felony	F	7	9	9	1	8
Misdemeanor	M	6	10	10	3	7
Show Cause	SC	2	3	3	1	2
Criminal Total		16	24	24	5	19
<u>Traffic</u>						
Infraction	I	1	1	2	2	-
Misdemeanor	M	3	3	3	1	2
Traffic Total		4	4	5	3	2
<u>Civil</u>						
Detinue	DT	1	3	3	2	1
Garnishment	GA	7	4	7	3	2
Prelim Prot Order	PP	2	0	2	2	-
Unlawful Detainer	UD	3	5	7	4	3
Warrant in Debt	WD	12	15	20	11	9
Civil Total		25	27	39	22	15
Middlesex Totals		45	55	68	30	36



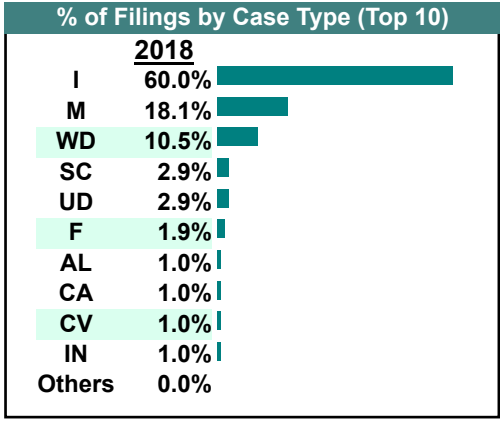
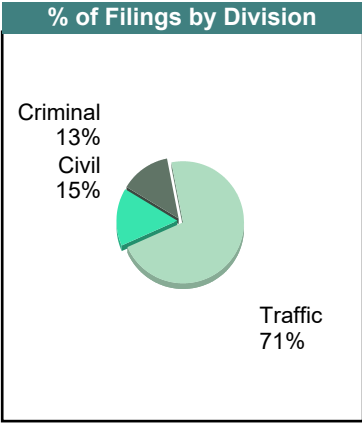
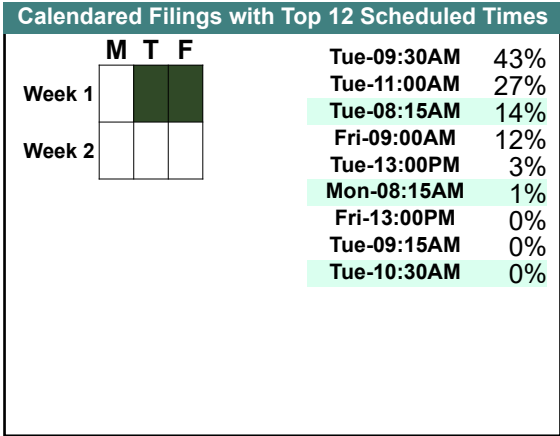
		Filings	Hearings	Transactions	Concluded	Cont
<u>Criminal</u>						
Capias	CA	6	9	9	3	6
Civil Violation	CV	1	2	2	0	2
Felony	F	5	16	17	8	9
Misdemeanor	M	18	60	62	38	23
Show Cause	SC	9	15	15	3	12
Criminal Total		39	102	105	52	52
<u>Traffic</u>						
Capias	CA	0	3	3	0	3
Infraction	I	31	34	44	33	10
Misdemeanor	M	16	39	39	25	14
Show Cause	SC	1	3	3	1	2
Traffic Total		48	79	89	59	29
<u>Civil</u>						
Admin License	AL	1	0	1	1	-
Detinue	DT	1	1	1	0	1
Garnishment	GA	1	1	1	0	1
Prelim Prot Order	PP	1	0	1	1	-
Unlawful Detainer	UD	6	4	6	2	4
Warrant in Debt	WD	20	19	24	18	6
Civil Total		30	25	34	22	12
Middlesex Totals		117	206	228	133	93



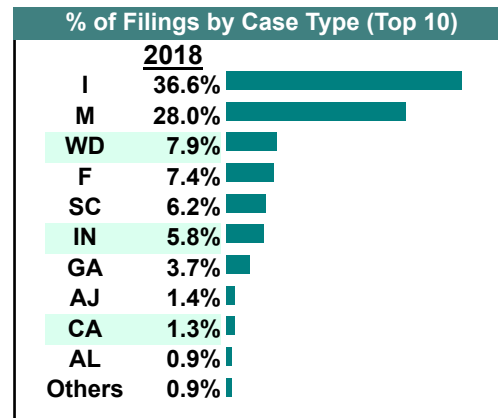
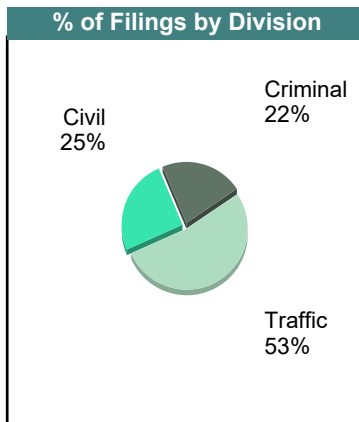
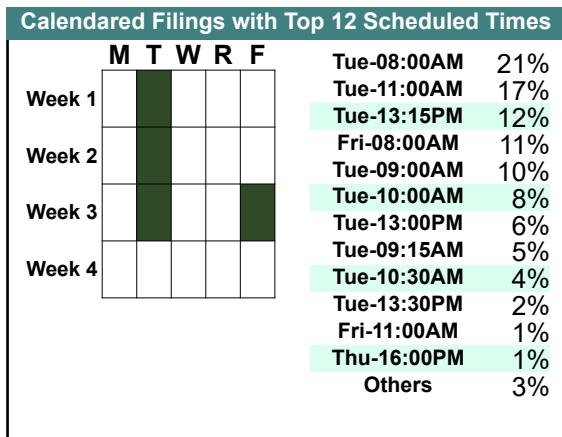
		Filings	Hearings	Transactions	Concluded	Cont
<u>Criminal</u>						
Capias	CA	1	3	3	0	3
Civil Violation	CV	1	1	1	0	1
Felony	F	6	14	14	6	8
Misdemeanor	M	32	52	54	28	25
Show Cause	SC	0	3	3	1	2
Criminal Total		40	73	75	35	39
<u>Traffic</u>						
Infraction	I	23	49	64	54	10
Misdemeanor	M	11	34	34	16	18
Show Cause	SC	0	1	1	0	1
Traffic Total		34	84	99	70	29
<u>Civil</u>						
Admin License	AL	3	0	3	3	-
Garnishment	GA	2	1	2	1	1
Protective Order	PO	1	2	2	0	2
Unlawful Detainer	UD	2	4	5	4	1
Warrant in Debt	WD	3	11	14	11	3
Civil Total		11	18	26	19	7
Middlesex Totals		85	175	200	124	75



		Filings	Hearings	Transactions	Concluded	Cont
<u>Criminal</u>						
Capias	CA	1	1	1	0	1
Civil Violation	CV	1	1	1	0	1
Felony	F	2	6	6	0	6
Misdemeanor	M	9	27	27	3	24
Show Cause	SC	1	3	3	0	3
Criminal Total		14	38	38	3	35
<u>Traffic</u>						
Capias	CA	0	3	3	0	3
Infraction	I	63	47	70	24	46
Misdemeanor	M	10	17	17	2	15
Show Cause	SC	2	2	2	0	2
Traffic Total		75	69	92	26	66
<u>Civil</u>						
Admin License	AL	1	0	1	1	-
Interrogatory	IN	1	0	1	1	-
Prelim Prot Order	PP	0	0	1	1	-
Unlawful Detainer	UD	3	4	5	2	3
Warrant in Debt	WD	11	7	14	10	4
Civil Total		16	11	22	15	7
Middlesex Totals		105	118	152	44	108

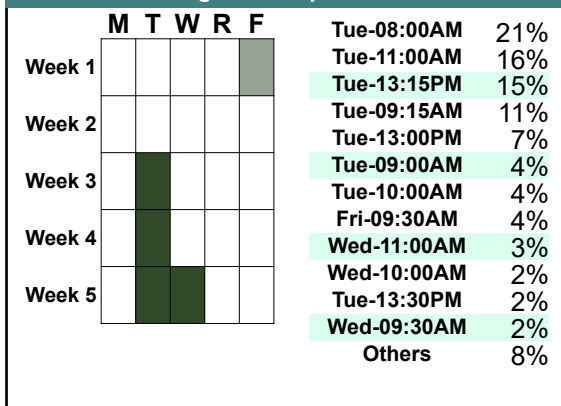


		<u>Filings</u>	<u>Hearings</u>	<u>Transactions</u>	<u>Concluded</u>	<u>Cont</u>
<u>Criminal</u>						
Capias	CA	7	17	17	5	12
Civil Violation	CV	0	4	4	2	2
Felony	F	58	104	104	16	88
Misdemeanor	M	98	166	167	45	122
Show Cause	SC	9	9	9	4	5
Criminal Total		172	300	301	72	229
<u>Traffic</u>						
Capias	CA	2	9	9	5	4
Infraction	I	288	242	357	273	84
Misdemeanor	M	122	256	256	119	137
Show Cause	SC	3	5	5	4	1
Traffic Total		415	512	627	401	226
<u>Civil</u>						
Abstract	AJ	11	0	11	11	-
Admin License	AL	7	0	7	7	-
Capias	CA	1	3	5	2	3
Garnishment	GA	29	6	29	23	6
Impoundment	IM	1	0	1	1	-
Interrogatory	IN	46	49	101	52	49
Motion for Judgment	MJ	1	0	1	1	-
Other	OT	2	0	2	2	-
Show Cause	SC	37	28	57	29	28
Unlawful Detainer	UD	3	5	6	5	1
Warrant in Debt	WD	62	58	79	59	20
Civil Total		200	149	299	192	107
New Kent Totals		787	961	1,227	665	562

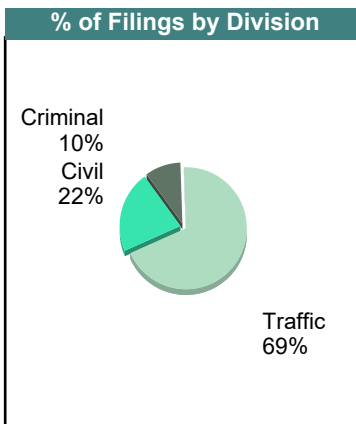


		<u>Filings</u>	<u>Hearings</u>	<u>Transactions</u>	<u>Concluded</u>	<u>Cont</u>
<u>Criminal</u>						
Capias	CA	5	14	14	8	6
Felony	F	16	50	51	8	43
Misdemeanor	M	53	133	135	46	89
Show Cause	SC	5	7	7	4	3
Criminal Total		79	204	207	66	141
<u>Traffic</u>						
Capias	CA	2	10	10	4	6
Felony	F	0	1	1	0	1
Infraction	I	376	391	517	379	138
Misdemeanor	M	187	361	361	175	186
Show Cause	SC	4	6	6	3	3
Traffic Total		569	769	895	561	334
<u>Civil</u>						
Abstract	AJ	5	0	5	5	-
Admin License	AL	3	0	3	3	-
Capias	CA	3	4	9	5	4
Garnishment	GA	21	1	21	20	1
Impoundment	IM	3	0	3	3	-
Interrogatory	IN	87	54	133	79	54
Motion for Judgment	MJ	1	0	1	1	-
Overweight	OC	1	0	1	1	-
Show Cause	SC	30	20	46	26	20
Tenants Assertion	TA	1	1	2	1	1
Unlawful Detainer	UD	7	5	7	5	2
Warrant in Debt	WD	17	26	29	17	12
Civil Total		179	111	260	166	94
New Kent Totals		827	1,084	1,362	793	569


Calendared Filings with Top 12 Scheduled Times



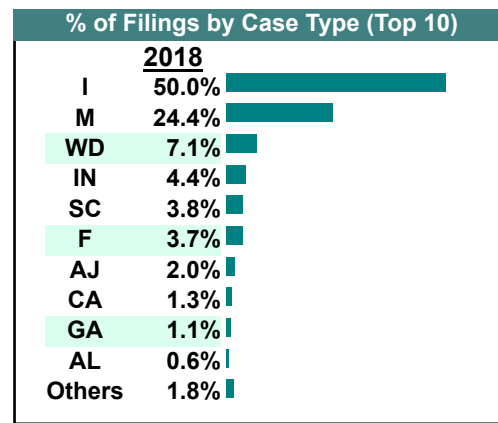
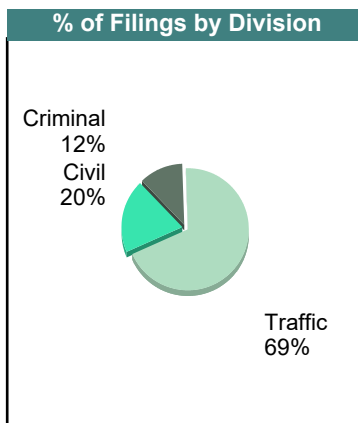
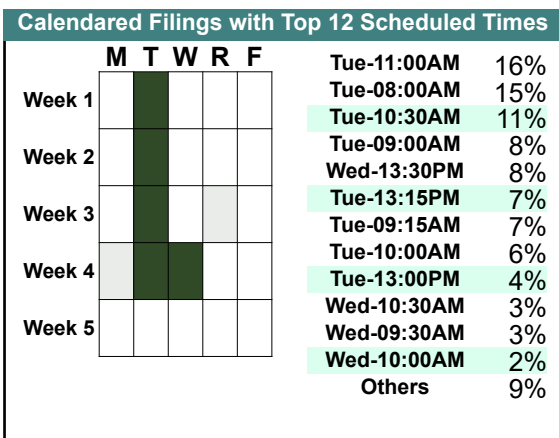
% of Filings by Division



% of Filings by Case Type (Top 10)

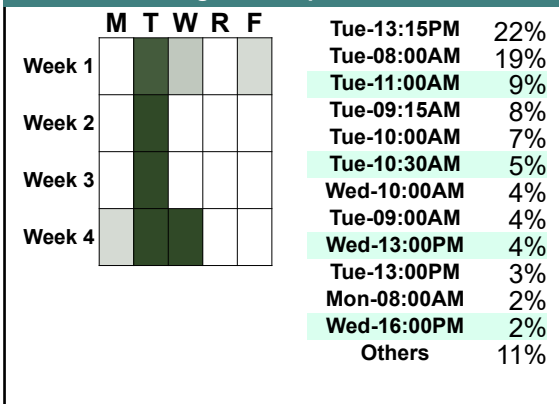


		<u>Filings</u>	<u>Hearings</u>	<u>Transactions</u>	<u>Concluded</u>	<u>Cont</u>
<u>Criminal</u>						
Capias	CA	7	19	19	9	10
Civil Violation	CV	5	7	7	3	4
Felony	F	34	68	68	18	50
Misdemeanor	M	67	134	138	60	78
Show Cause	SC	3	4	4	2	2
Criminal Total		116	232	236	92	144
<u>Traffic</u>						
Capias	CA	5	11	11	6	5
Felony	F	3	5	5	3	2
Infraction	I	503	405	604	501	103
Misdemeanor	M	178	351	351	191	160
Show Cause	SC	4	7	7	5	2
Traffic Total		693	779	978	706	272
<u>Civil</u>						
Abstract	AJ	20	0	20	20	-
Admin License	AL	6	0	6	6	-
Capias	CA	1	8	10	2	8
Garnishment	GA	11	0	13	13	-
Impoundment	IM	4	0	4	4	-
Interrogatory	IN	44	47	102	55	47
Motion for Judgment	MJ	1	0	2	2	-
Overweight	OC	4	0	4	4	-
Other	OT	1	0	1	1	-
Protective Order	PO	1	0	1	1	-
Prelim Prot Order	PP	1	0	3	3	-
Show Cause	SC	31	17	49	32	17
Unlawful Detainer	UD	1	1	2	1	1
Warrant in Debt	WD	71	59	81	60	21
Civil Total		197	132	298	204	94
New Kent Totals		1,006	1,143	1,512	1,002	510

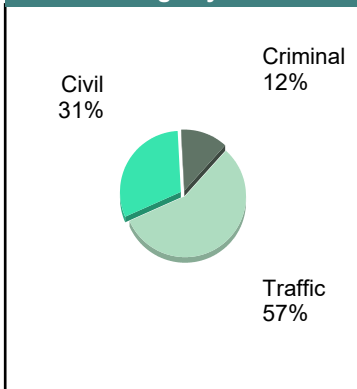


		<u>Filings</u>	<u>Hearings</u>	<u>Transactions</u>	<u>Concluded</u>	<u>Cont</u>
<u>Criminal</u>						
Capias	CA	3	16	16	7	9
Civil Violation	CV	1	2	2	0	2
Felony	F	27	54	54	10	44
Misdemeanor	M	45	121	121	42	79
Show Cause	SC	1	6	6	4	2
Criminal Total		77	199	199	63	136
<u>Traffic</u>						
Capias	CA	3	11	11	7	4
Felony	F	2	2	2	0	2
Infraction	I	257	246	361	262	99
Misdemeanor	M	86	246	246	128	118
Show Cause	SC	5	10	10	6	4
Traffic Total		353	515	630	403	227
<u>Civil</u>						
Abstract	AJ	11	0	11	11	-
Admin License	AL	7	0	7	7	-
Capias	CA	5	7	9	2	7
Garnishment	GA	23	3	24	21	3
Impoundment	IM	4	0	4	4	-
Interrogatory	IN	98	57	139	82	57
Motion for Judgment	MJ	5	4	6	4	2
Overweight	OC	3	0	3	3	-
Other	OT	2	0	2	2	-
Protective Order	PO	1	0	1	1	-
Prelim Prot Order	PP	2	2	4	2	2
Show Cause	SC	21	17	38	21	17
Unlawful Detainer	UD	3	4	5	4	1
Warrant in Debt	WD	7	8	23	22	1
Civil Total		192	102	276	186	90
New Kent Totals		622	816	1,105	652	453

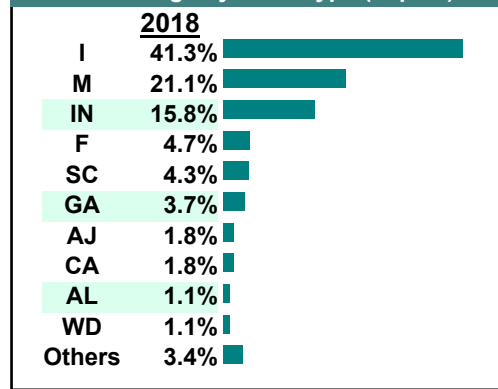
Calendared Filings with Top 12 Scheduled Times



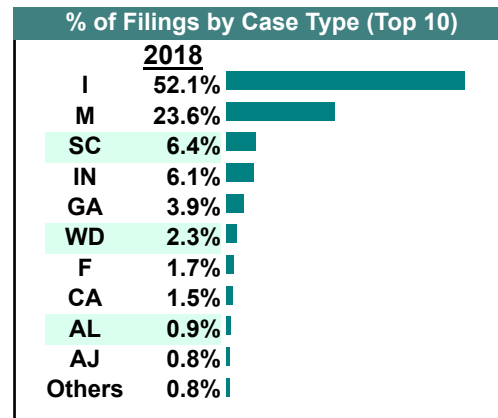
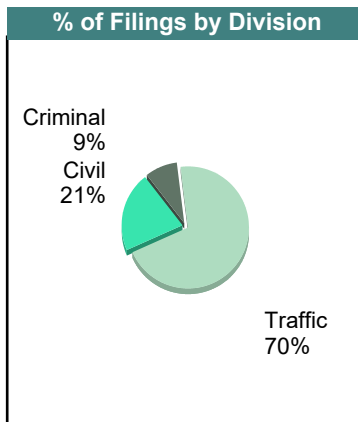
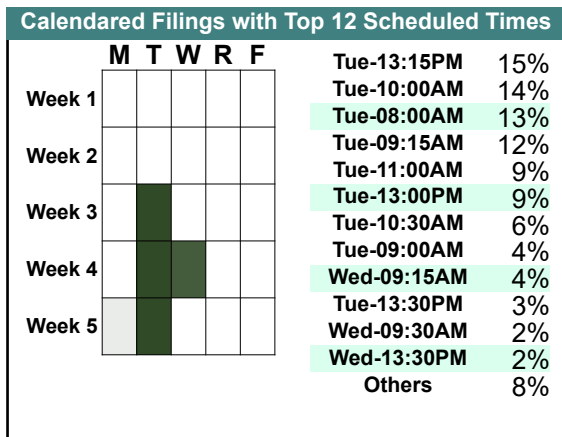
% of Filings by Division



% of Filings by Case Type (Top 10)

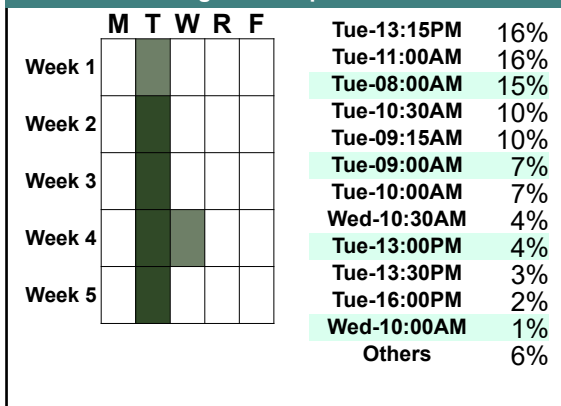


		<u>Filings</u>	<u>Hearings</u>	<u>Transactions</u>	<u>Concluded</u>	<u>Cont</u>
<u>Criminal</u>						
Capias	CA	7	23	23	7	16
Civil Violation	CV	1	3	3	2	1
Felony	F	14	55	55	25	30
Misdemeanor	M	52	117	124	59	65
Show Cause	SC	2	7	7	4	3
Criminal Total		76	205	212	97	115
<u>Traffic</u>						
Capias	CA	3	13	13	5	8
Felony	F	1	3	3	1	2
Infraction	I	456	354	550	437	113
Misdemeanor	M	155	295	296	150	146
Show Cause	SC	1	6	6	5	1
Traffic Total		616	671	868	598	270
<u>Civil</u>						
Abstract	AJ	7	0	7	7	-
Admin License	AL	8	0	8	8	-
Capias	CA	3	4	4	0	4
Garnishment	GA	34	0	34	34	-
Impoundment	IM	3	0	3	3	-
Interrogatory	IN	53	42	124	82	42
Prelim Prot Order	PP	1	1	2	1	1
Show Cause	SC	53	17	73	56	17
Unlawful Detainer	UD	2	2	5	4	1
Warrant in Debt	WD	20	26	36	20	16
Civil Total		184	92	296	215	81
New Kent Totals		876	968	1,376	910	466

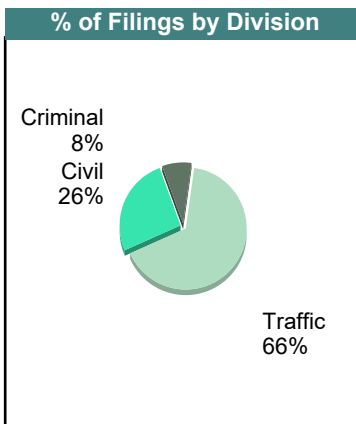


		<u>Filings</u>	<u>Hearings</u>	<u>Transactions</u>	<u>Concluded</u>	<u>Cont</u>
<u>Criminal</u>						
Capias	CA	6	19	19	3	16
Civil Violation	CV	1	1	1	0	1
Felony	F	10	54	54	34	20
Misdemeanor	M	39	108	109	47	62
Show Cause	SC	9	13	13	6	7
Criminal Total		65	195	196	90	106
<u>Traffic</u>						
Capias	CA	0	5	5	2	3
Civil Violation	CV	0	1	1	1	-
Felony	F	0	2	2	1	1
Infraction	I	395	368	534	423	111
Misdemeanor	M	158	386	386	193	193
Show Cause	SC	12	18	18	10	8
Traffic Total		565	780	946	630	316
<u>Civil</u>						
Abstract	AJ	19	0	19	19	-
Admin License	AL	11	0	11	11	-
Capias	CA	2	1	3	2	1
Garnishment	GA	15	1	20	19	1
Impoundment	IM	1	0	1	1	-
Interrogatory	IN	96	70	146	76	70
Prelim Prot Order	PP	2	3	6	3	3
Show Cause	SC	37	20	54	34	20
Unlawful Detainer	UD	5	3	5	3	2
Warrant in Debt	WD	35	29	42	30	12
Civil Total		223	127	307	198	109
New Kent Totals		853	1,102	1,449	918	531

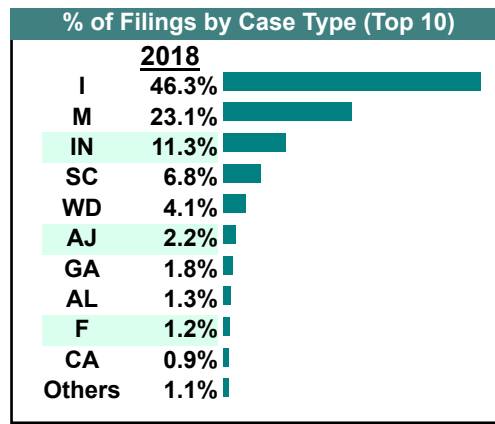
Calendar Filings with Top 12 Scheduled Times



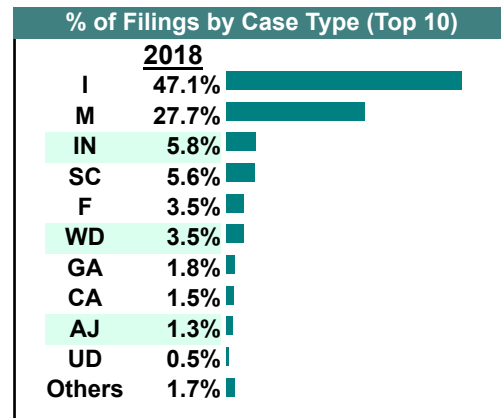
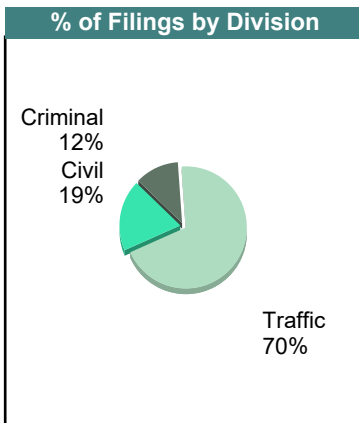
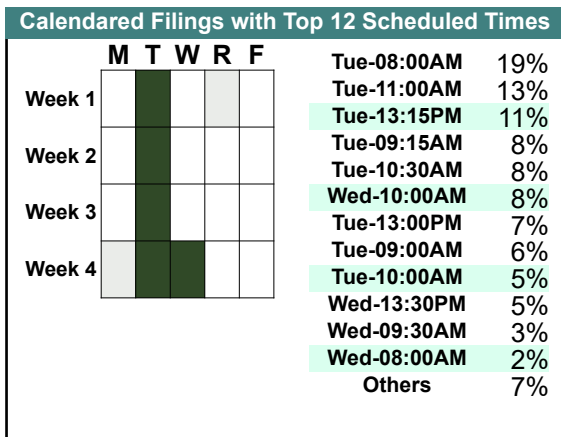
% of Filings by Division



% of Filings by Case Type (Top 10)

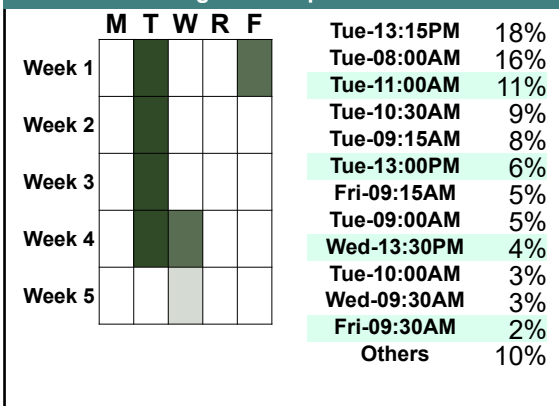


		<u>Filings</u>	<u>Hearings</u>	<u>Transactions</u>	<u>Concluded</u>	<u>Cont</u>
<u>Criminal</u>						
Capias	CA	4	19	19	4	15
Civil Violation	CV	1	2	2	1	1
Felony	F	33	80	80	21	59
Misdemeanor	M	70	142	149	61	88
Show Cause	SC	3	5	5	3	2
Criminal Total		111	248	255	90	165
<u>Traffic</u>						
Capias	CA	10	21	21	6	15
Civil Violation	CV	1	1	1	0	1
Felony	F	1	3	3	2	1
Infraction	I	451	383	550	397	153
Misdemeanor	M	195	372	372	147	225
Show Cause	SC	8	14	14	5	9
Traffic Total		666	794	961	557	404
<u>Civil</u>						
Abstract	AJ	12	0	12	12	-
Admin License	AL	4	0	4	4	-
Capias	CA	0	1	3	2	1
Detinue	DT	1	0	1	1	-
Garnishment	GA	17	1	19	18	1
Impoundment	IM	4	0	4	4	-
Interrogatory	IN	56	51	114	63	51
Other	OT	2	0	2	2	-
Prelim Prot Order	PP	3	3	3	0	3
Show Cause	SC	43	17	54	37	17
Unlawful Detainer	UD	5	5	7	5	2
Warrant in Debt	WD	34	38	50	37	13
Civil Total		181	116	273	185	88
New Kent Totals		958	1,158	1,489	832	657

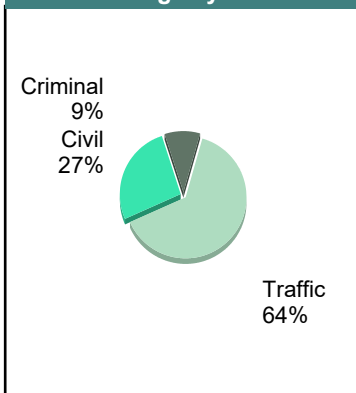


		<u>Filings</u>	<u>Hearings</u>	<u>Transactions</u>	<u>Concluded</u>	<u>Cont</u>
<u>Criminal</u>						
Capias	CA	8	18	18	3	15
Civil Violation	CV	0	1	1	0	1
Felony	F	20	92	92	40	52
Misdemeanor	M	38	111	112	37	75
Show Cause	SC	6	10	10	6	4
Criminal Total		72	232	233	86	147
<u>Traffic</u>						
Capias	CA	4	9	9	1	8
Felony	F	1	4	4	2	2
Infraction	I	306	282	417	329	88
Misdemeanor	M	171	335	335	172	163
Show Cause	SC	7	12	12	9	3
Traffic Total		489	642	777	513	264
<u>Civil</u>						
Abstract	AJ	15	0	15	15	-
Admin License	AL	5	0	5	5	-
Capias	CA	5	3	5	2	3
Garnishment	GA	11	5	15	10	5
Impoundment	IM	1	0	1	1	-
Interrogatory	IN	104	59	149	90	59
Overweight	OC	1	0	1	1	-
Other	OT	2	0	2	2	-
Prelim Prot Order	PP	0	0	1	1	-
Show Cause	SC	29	12	49	37	12
Unlawful Detainer	UD	2	0	2	2	-
Warrant in Debt	WD	29	28	49	36	13
Civil Total		204	107	294	202	92
New Kent Totals		765	981	1,304	801	503

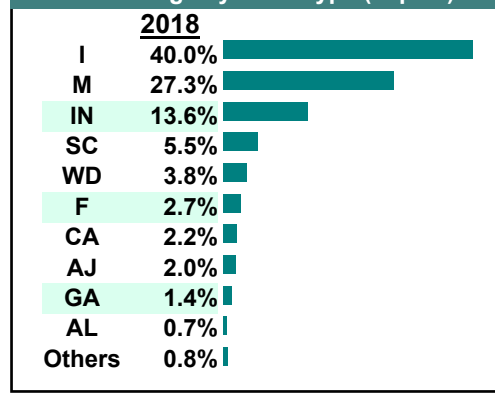
Calendared Filings with Top 12 Scheduled Times



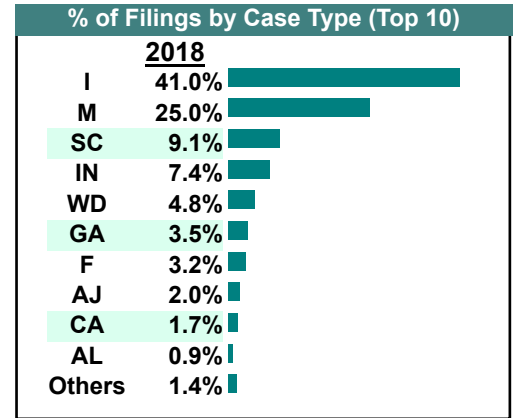
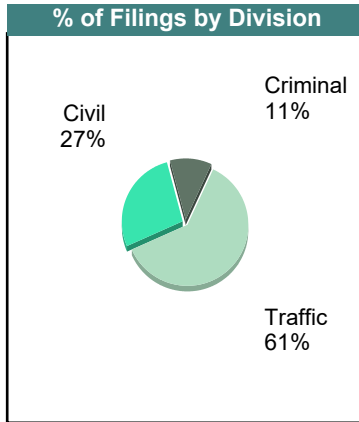
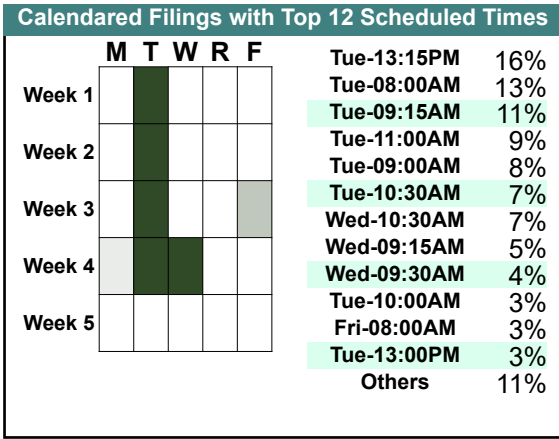
% of Filings by Division



% of Filings by Case Type (Top 10)



		<u>Filings</u>	<u>Hearings</u>	<u>Transactions</u>	<u>Concluded</u>	<u>Cont</u>
<u>Criminal</u>						
Capias	CA	7	10	10	3	7
Civil Violation	CV	0	1	1	1	-
Felony	F	21	42	42	6	36
Misdemeanor	M	42	108	111	44	67
Show Cause	SC	7	8	8	3	5
Criminal Total		77	169	172	57	115
<u>Traffic</u>						
Capias	CA	3	10	10	5	5
Felony	F	1	1	1	0	1
Infraction	I	284	272	396	320	76
Misdemeanor	M	131	309	309	150	159
Show Cause	SC	6	14	14	10	4
Traffic Total		425	606	730	485	245
<u>Civil</u>						
Abstract	AJ	14	0	14	14	-
Admin License	AL	6	0	6	6	-
Capias	CA	2	0	3	3	-
Garnishment	GA	24	4	29	25	4
Impoundment	IM	4	0	4	4	-
Interrogatory	IN	51	51	115	64	51
Other	OT	1	0	1	1	-
Prelim Prot Order	PP	1	1	2	1	1
Show Cause	SC	50	28	75	47	28
Unlawful Detainer	UD	4	3	5	3	2
Warrant in Debt	WD	33	44	59	38	21
Civil Total		190	131	313	206	107
New Kent Totals		692	906	1,215	748	467



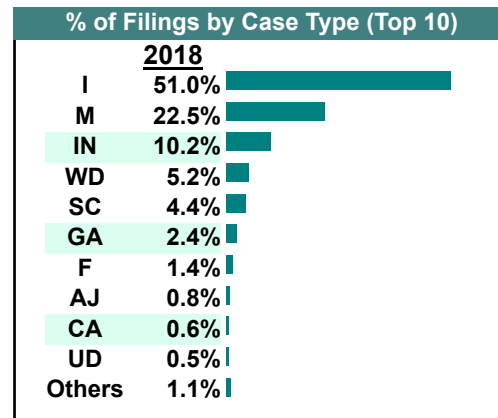
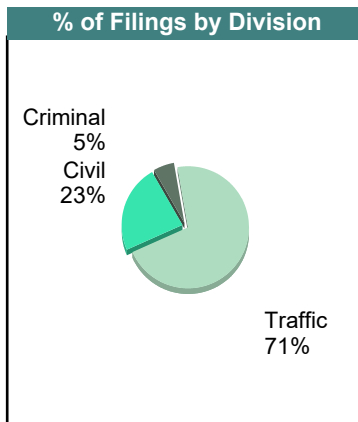
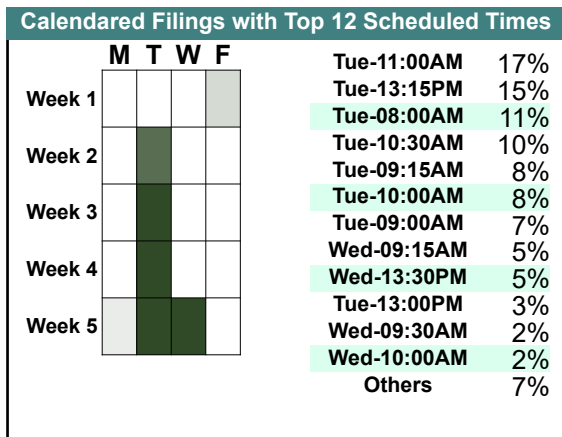
CASELOAD STATISTICS OF THE GENERAL DISTRICT COURTS

March 2018

New Kent

District: 9

		<u>Filings</u>	<u>Hearings</u>	<u>Transactions</u>	<u>Concluded</u>	<u>Cont</u>
<u>Criminal</u>						
Capias	CA	2	5	5	2	3
Civil Violation	CV	3	5	5	2	3
Felony	F	12	68	68	18	50
Misdemeanor	M	37	108	108	43	65
Show Cause	SC	1	5	5	4	1
Criminal Total		55	191	191	69	122
<u>Traffic</u>						
Capias	CA	4	13	13	1	12
Felony	F	2	3	3	1	2
Infraction	I	515	404	620	489	131
Misdemeanor	M	190	360	360	172	188
Show Cause	SC	7	13	13	3	10
Traffic Total		718	793	1,009	666	343
<u>Civil</u>						
Abstract	AJ	8	0	8	8	-
Admin License	AL	4	0	4	4	-
Capias	CA	0	0	2	2	-
Garnishment	GA	24	6	28	22	6
Impoundment	IM	2	0	2	2	-
Interrogatory	IN	103	56	149	93	56
Prelim Prot Order	PP	2	1	3	2	1
Show Cause	SC	36	15	48	33	15
Unlawful Detainer	UD	5	4	8	7	1
Warrant in Debt	WD	52	49	69	50	19
Civil Total		236	131	321	223	98
New Kent Totals		1,009	1,115	1,521	958	563



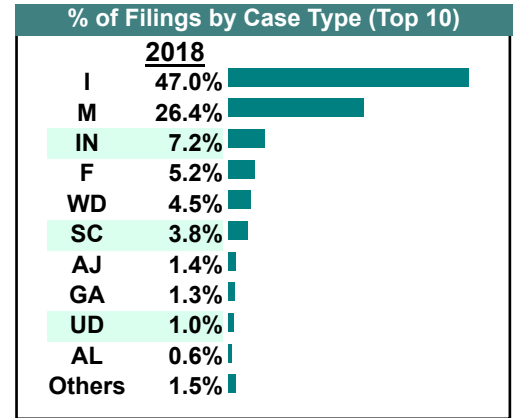
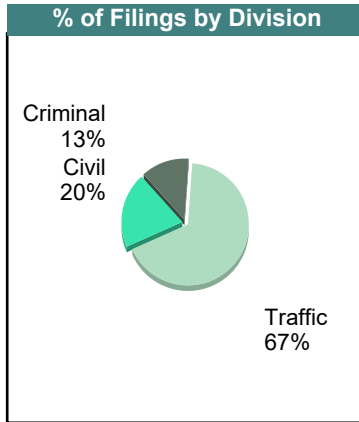
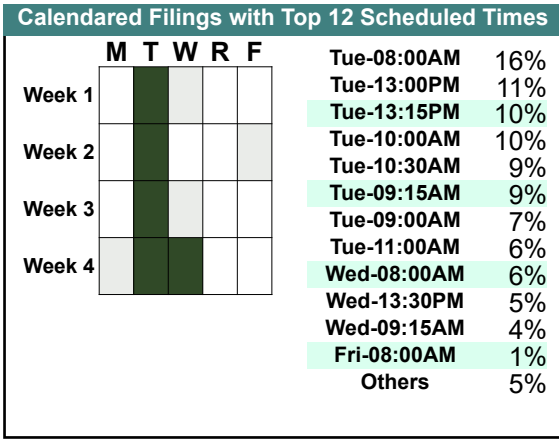
CASELOAD STATISTICS OF THE GENERAL DISTRICT COURTS

February 2018

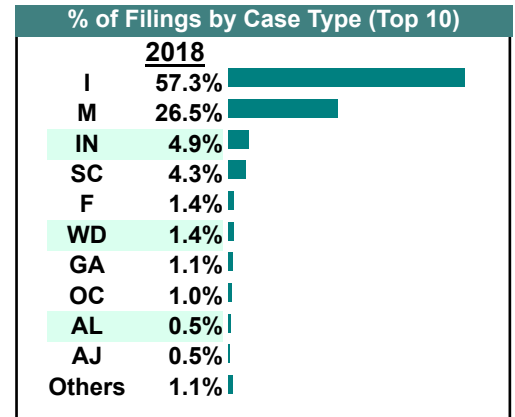
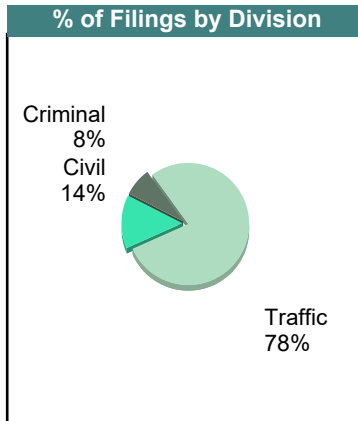
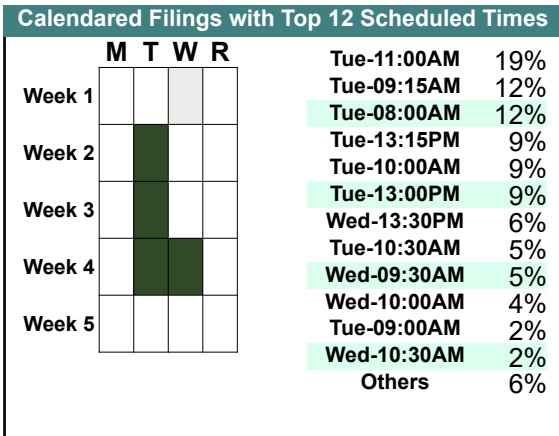
New Kent

District: 9

		<u>Filings</u>	<u>Hearings</u>	<u>Transactions</u>	<u>Concluded</u>	<u>Cont</u>
<u>Criminal</u>						
Capias	CA	1	6	6	2	4
Civil Violation	CV	1	2	2	1	1
Felony	F	40	56	56	6	50
Misdemeanor	M	56	107	110	43	67
Show Cause	SC	1	4	4	3	1
Criminal Total		99	175	178	55	123
<u>Traffic</u>						
Capias	CA	2	8	8	2	6
Felony	F	1	5	5	4	1
Infraction	I	368	346	507	403	104
Misdemeanor	M	151	330	330	157	173
Show Cause	SC	5	9	9	4	5
Traffic Total		527	698	859	570	289
<u>Civil</u>						
Abstract	AJ	11	0	11	11	-
Admin License	AL	5	0	5	5	-
Capias	CA	1	2	4	2	2
Garnishment	GA	10	0	11	11	-
Impoundment	IM	3	0	3	3	-
Interrogatory	IN	56	46	115	69	46
Other	OT	3	0	3	3	-
Prelim Prot Order	PP	1	0	1	1	-
Show Cause	SC	24	12	52	40	12
Unlawful Detainer	UD	8	8	11	8	3
Warrant in Debt	WD	35	50	64	47	17
Civil Total		157	118	280	200	80
New Kent Totals		783	991	1,317	825	492



		<u>Filings</u>	<u>Hearings</u>	<u>Transactions</u>	<u>Concluded</u>	<u>Cont</u>
<u>Criminal</u>						
Capias	CA	1	3	3	1	2
Civil Violation	CV	0	1	1	1	-
Felony	F	13	30	30	5	25
Misdemeanor	M	66	140	141	62	79
Show Cause	SC	4	5	5	3	2
Criminal Total		84	179	180	72	108
<u>Traffic</u>						
Capias	CA	0	4	4	2	2
Felony	F	3	5	5	0	5
Infraction	I	633	495	742	604	138
Misdemeanor	M	227	385	385	191	194
Show Cause	SC	2	5	5	3	2
Traffic Total		865	894	1,141	800	341
<u>Civil</u>						
Abstract	AJ	5	0	5	5	-
Admin License	AL	6	0	6	6	-
Capias	CA	2	2	3	1	2
Garnishment	GA	12	3	12	9	3
Impoundment	IM	4	0	4	4	-
Interrogatory	IN	54	58	108	50	58
Overweight	OC	11	0	11	11	-
Other	OT	1	0	1	1	-
Prelim Prot Order	PP	1	0	1	1	-
Show Cause	SC	41	27	50	23	27
Unlawful Detainer	UD	3	4	4	3	1
Warrant in Debt	WD	16	23	27	8	19
Civil Total		156	117	232	122	110
New Kent Totals		1,105	1,190	1,553	994	559



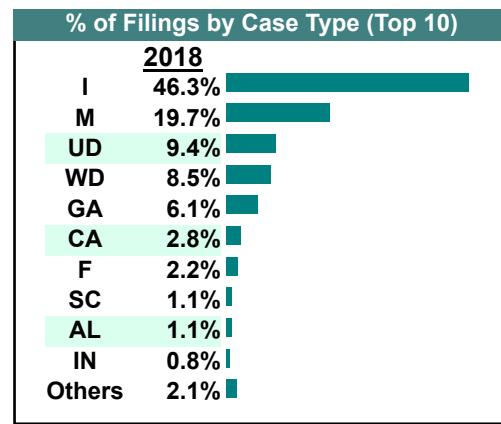
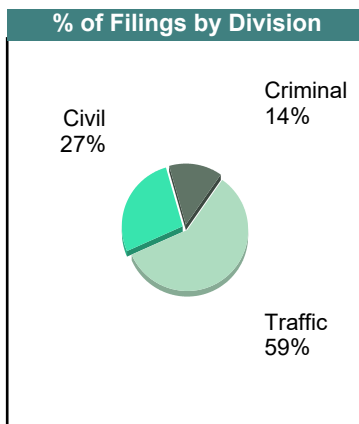
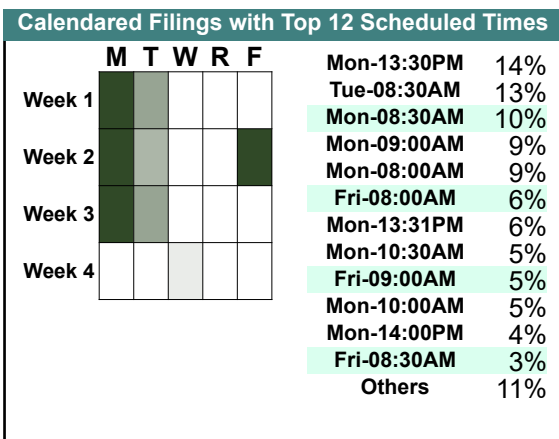
CASELOAD STATISTICS OF THE GENERAL DISTRICT COURTS

December 2018

Williamsburg

District: 9

		<u>Filings</u>	<u>Hearings</u>	<u>Transactions</u>	<u>Concluded</u>	<u>Cont</u>
<u>Criminal</u>						
Capias	CA	26	80	80	27	53
Civil Violation	CV	5	12	12	4	8
Felony	F	31	108	108	33	75
Misdemeanor	M	124	341	344	114	230
Motion	MO	4	4	4	4	-
Show Cause	SC	8	28	28	13	15
Criminal Total		198	573	576	195	381
<u>Traffic</u>						
Capias	CA	12	35	35	12	23
Felony	F	0	3	3	1	2
Infraction	I	650	541	813	609	204
Misdemeanor	M	153	294	294	131	162
Motion	MO	2	2	2	2	-
Show Cause	SC	7	9	9	6	3
Traffic Total		824	884	1,156	761	394
<u>Civil</u>						
Admin License	AL	15	0	15	15	-
Bond Forfeiture	BF	1	0	1	1	-
Capias	CA	1	1	1	0	1
Detinue	DT	1	1	1	1	-
Garnishment	GA	85	5	86	81	5
Impoundment	IM	2	0	2	2	-
Interrogatory	IN	11	0	12	12	-
Motion for Judgment	MJ	9	9	11	7	4
Other	OT	2	0	2	2	-
Protective Order	PO	2	1	2	2	-
Prelim Prot Order	PP	1	0	1	1	-
Show Cause	SC	1	2	2	0	2
Tenants Assertion	TA	0	0	1	1	-
Unlawful Detainer	UD	132	61	147	135	12
Warrant in Debt	WD	119	108	150	113	37
Civil Total		382	188	434	373	61
Williamsburg Totals		1,404	1,645	2,166	1,329	836



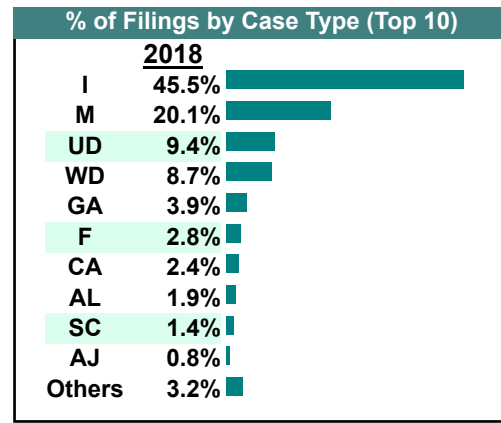
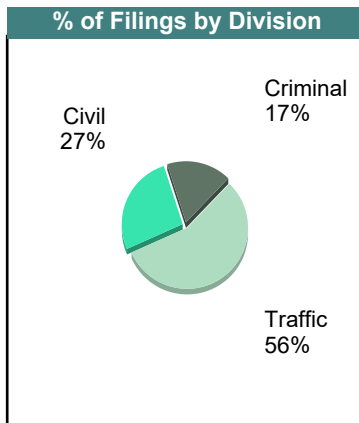
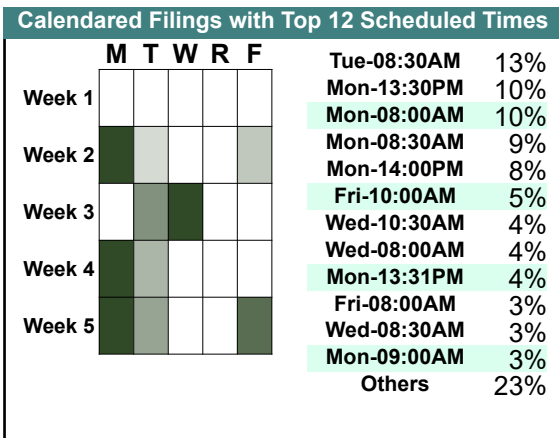
CASELOAD STATISTICS OF THE GENERAL DISTRICT COURTS

November 2018

Williamsburg

District: 9

		<u>Filings</u>	<u>Hearings</u>	<u>Transactions</u>	<u>Concluded</u>	<u>Cont</u>
<u>Criminal</u>						
Capias	CA	24	118	118	48	70
Civil Violation	CV	6	10	10	2	8
Felony	F	38	176	180	76	104
Misdemeanor	M	147	483	490	206	284
Motion	MO	8	8	8	7	1
Show Cause	SC	17	44	44	20	24
Criminal Total		240	839	850	359	491
<u>Traffic</u>						
Capias	CA	9	36	36	16	20
Civil Violation	CV	1	1	1	0	1
Felony	F	1	6	6	1	5
Infraction	I	636	576	839	644	195
Misdemeanor	M	134	346	346	170	176
Motion	MO	1	1	1	1	-
Restricted O/L	RL	1	1	1	1	-
Show Cause	SC	1	3	3	1	2
Traffic Total		784	970	1,233	834	399
<u>Civil</u>						
Abstract	AJ	11	5	11	11	-
Admin License	AL	26	0	26	26	-
Bond Forfeiture	BF	0	3	3	1	-
Garnishment	GA	55	1	55	54	1
Impoundment	IM	2	0	2	2	-
Interrogatory	IN	5	1	6	5	1
Motion for Judgment	MJ	6	8	10	8	2
Protective Order	PO	8	4	12	8	4
Prelim Prot Order	PP	6	0	6	6	-
Show Cause	SC	1	1	2	1	1
Tenants Assertion	TA	0	1	1	1	-
Third Party Claim	TH	1	1	1	0	1
Unlawful Detainer	UD	131	72	150	136	14
Warrant in Debt	WD	121	108	165	121	44
Civil Total		373	205	450	380	68
Williamsburg Totals		1,397	2,014	2,533	1,573	958



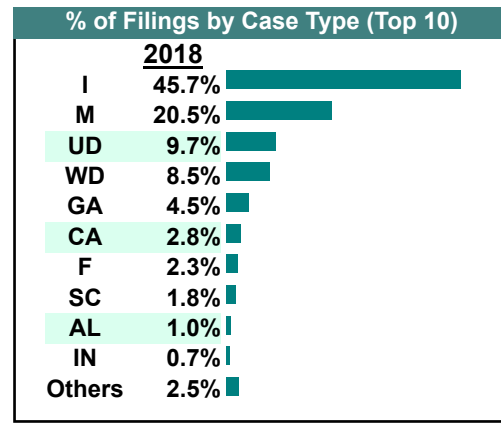
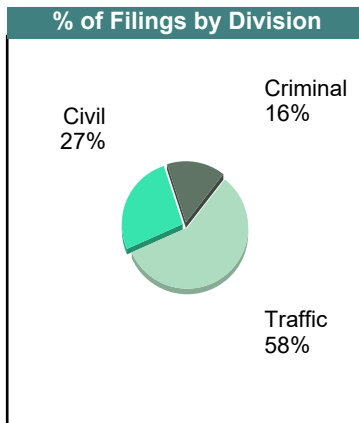
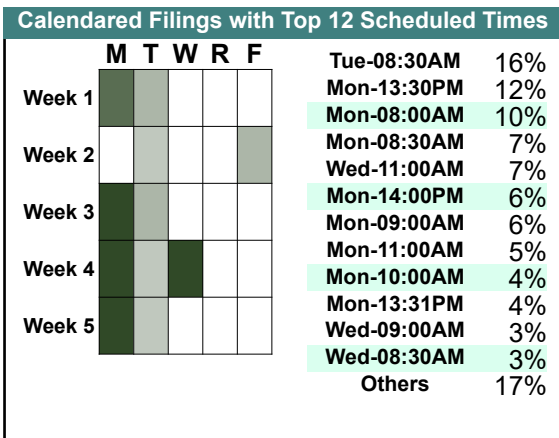
CASELOAD STATISTICS OF THE GENERAL DISTRICT COURTS

October 2018

Williamsburg

District: 9

		<u>Filings</u>	<u>Hearings</u>	<u>Transactions</u>	<u>Concluded</u>	<u>Cont</u>
<u>Criminal</u>						
Capias	CA	40	115	115	46	69
Civil Violation	CV	5	11	11	3	8
Felony	F	39	138	143	38	105
Misdemeanor	M	167	501	502	187	315
Motion	MO	5	6	6	6	-
Show Cause	SC	21	56	56	23	33
Criminal Total		277	827	833	303	530
<u>Traffic</u>						
Capias	CA	9	39	39	14	25
Felony	F	2	3	3	0	3
Infraction	I	809	604	965	767	198
Misdemeanor	M	197	388	389	167	222
Show Cause	SC	6	11	11	7	4
Traffic Total		1,023	1,045	1,407	955	452
<u>Civil</u>						
Abstract	AJ	1	0	1	1	-
Admin License	AL	17	0	17	17	-
Bond Forfeiture	BF	6	4	7	4	3
Capias	CA	1	1	1	0	1
Counter Claim	CC	1	0	1	1	-
Detinue	DT	0	1	1	1	-
Garnishment	GA	79	2	81	79	2
Impoundment	IM	3	0	3	3	-
Interrogatory	IN	12	4	17	13	4
Motion for Judgment	MJ	10	11	18	10	8
Other	OT	1	0	1	1	-
Protective Order	PO	6	4	10	6	4
Prelim Prot Order	PP	5	0	5	5	-
Show Cause	SC	5	2	7	5	2
Tenants Assertion	TA	2	2	2	0	2
Unlawful Detainer	UD	172	81	188	162	26
Warrant in Debt	WD	151	158	218	165	52
Civil Total		472	270	578	473	104
Williamsburg Totals		1,772	2,142	2,818	1,731	1,086



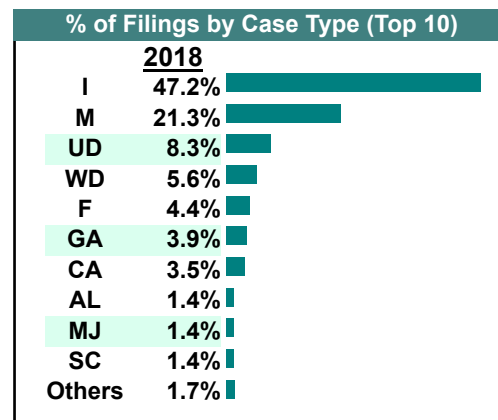
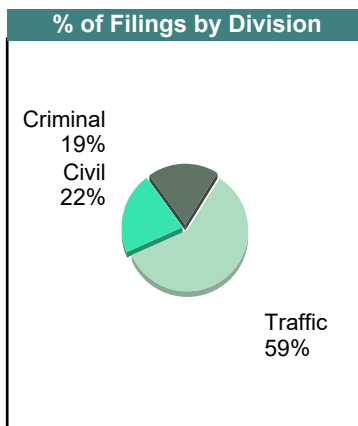
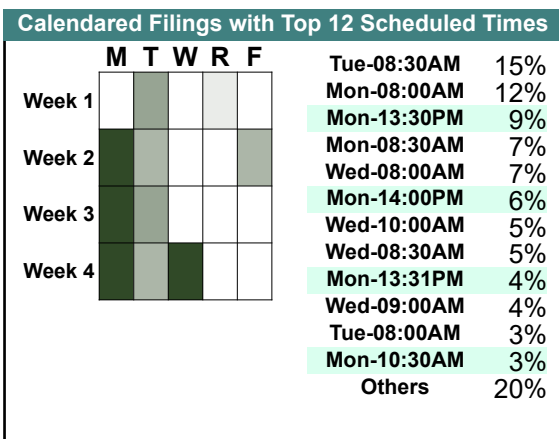
CASELOAD STATISTICS OF THE GENERAL DISTRICT COURTS

September 2018

Williamsburg

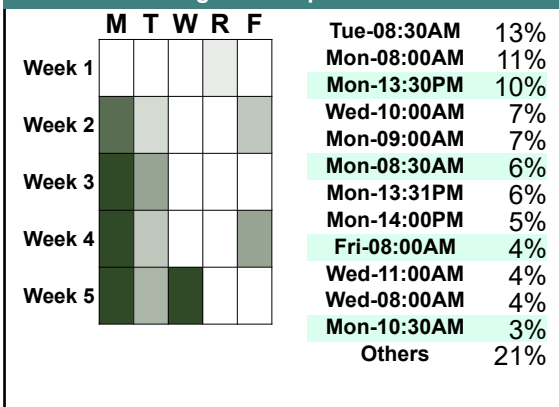
District: 9

		Filings	Hearings	Transactions	Concluded	Cont
<u>Criminal</u>						
Capias	CA	34	110	110	49	61
Civil Violation	CV	1	12	12	6	6
Felony	F	63	189	196	73	123
Misdemeanor	M	155	570	586	236	350
Motion	MO	5	8	8	8	-
Show Cause	SC	17	53	53	22	31
Criminal Total		275	942	965	394	571
<u>Traffic</u>						
Capias	CA	16	47	47	14	33
Civil Violation	CV	1	1	1	1	-
Felony	F	0	3	3	1	2
Infraction	I	682	567	879	688	191
Misdemeanor	M	153	354	354	178	176
Motion	MO	2	2	2	2	-
Show Cause	SC	3	10	10	6	4
Traffic Total		857	984	1,296	890	406
<u>Civil</u>						
Abstract	AJ	1	1	1	1	-
Admin License	AL	20	0	20	20	-
Bond Forfeiture	BF	1	0	1	1	-
Capias	CA	1	3	3	0	3
Detinue	DT	2	2	3	2	1
Garnishment	GA	56	0	57	57	-
Interrogatory	IN	5	5	10	5	5
Motion for Judgment	MJ	20	19	23	15	8
Protective Order	PO	1	1	1	0	1
Prelim Prot Order	PP	5	0	5	5	-
Show Cause	SC	0	4	4	0	4
Unlawful Detainer	UD	120	47	127	120	7
Warrant in Debt	WD	81	109	150	92	58
Civil Total		313	191	405	318	87
Williamsburg Totals		1,445	2,117	2,666	1,602	1,064

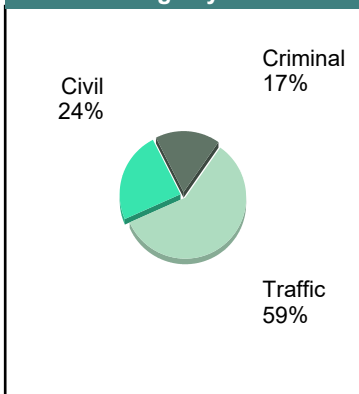


		Filings	Hearings	Transactions	Concluded	Cont
<u>Criminal</u>						
Capias	CA	44	144	144	32	112
Civil Violation	CV	6	13	14	6	8
Felony	F	70	229	240	105	134
Misdemeanor	M	164	552	556	168	388
Motion	MO	11	11	11	8	3
Show Cause	SC	15	53	53	15	38
Criminal Total		310	1,002	1,018	334	683
<u>Traffic</u>						
Capias	CA	7	28	28	13	15
Civil Violation	CV	1	1	1	1	-
Felony	F	2	6	6	1	5
Infraction	I	858	622	1,019	834	185
Misdemeanor	M	179	334	334	150	184
Other	O	2	2	2	2	-
Show Cause	SC	4	5	5	2	3
Traffic Total		1,053	998	1,395	1,003	392
<u>Civil</u>						
Admin License	AL	21	0	21	21	-
Bond Forfeiture	BF	3	3	4	1	3
Capias	CA	1	0	1	1	-
Detinue	DT	4	4	4	3	1
Garnishment	GA	103	3	104	101	3
Interrogatory	IN	17	2	25	23	2
Motion for Judgment	MJ	5	7	8	5	3
Protective Order	PO	4	5	7	2	5
Prelim Prot Order	PP	3	0	4	4	-
Show Cause	SC	6	1	8	7	1
Unlawful Detainer	UD	132	68	145	134	11
Warrant in Debt	WD	136	138	183	122	61
Civil Total		435	231	514	424	90
Williamsburg Totals		1,798	2,231	2,927	1,761	1,165

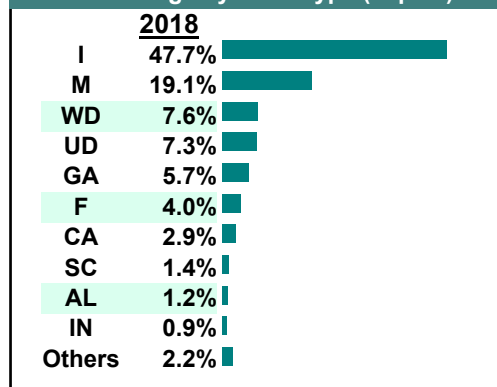
Calendared Filings with Top 12 Scheduled Times



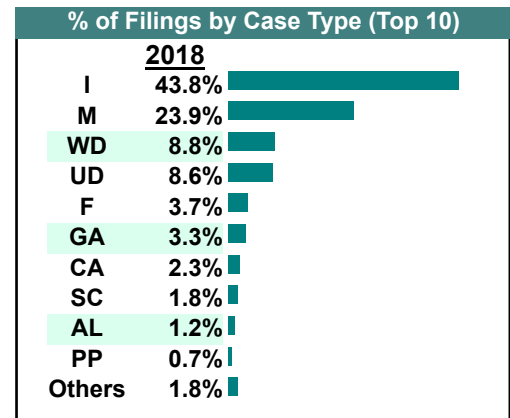
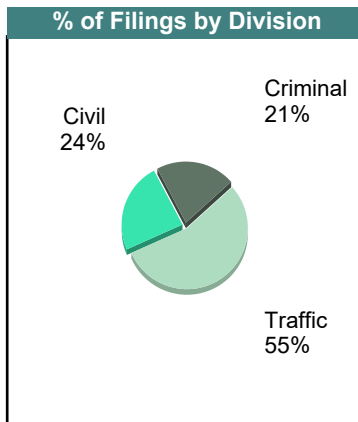

% of Filings by Division



% of Filings by Case Type (Top 10)



		Filings	Hearings	Transactions	Concluded	Cont
<u>Criminal</u>						
Capias	CA	23	97	97	38	59
Civil Violation	CV	3	11	11	4	7
Felony	F	58	248	248	77	171
Misdemeanor	M	226	576	587	171	416
Motion	MO	8	11	11	8	3
Show Cause	SC	20	51	51	17	34
Criminal Total		338	994	1,005	315	690
<u>Traffic</u>						
Capias	CA	13	29	29	12	17
Civil Violation	CV	1	1	1	1	-
Felony	F	1	3	3	2	1
Infraction	I	705	606	910	712	198
Misdemeanor	M	159	316	316	147	168
Show Cause	SC	6	6	6	4	2
Traffic Total		885	961	1,265	878	386
<u>Civil</u>						
Abstract	AJ	1	1	1	1	-
Admin License	AL	19	0	19	19	-
Capias	CA	1	0	1	1	-
Detinue	DT	1	1	1	1	-
Garnishment	GA	53	0	53	53	-
Impoundment	IM	3	0	3	3	-
Interrogatory	IN	4	1	6	5	1
Motion for Judgment	MJ	3	2	4	3	1
Other	OT	1	0	1	1	-
Protective Order	PO	3	0	4	4	-
Prelim Prot Order	PP	12	5	16	11	5
Show Cause	SC	3	1	4	3	1
Tenants Assertion	TA	1	1	1	1	-
Unlawful Detainer	UD	138	67	154	134	20
Warrant in Debt	WD	142	131	177	125	52
Civil Total		385	210	445	365	80
Williamsburg Totals		1,608	2,165	2,715	1,558	1,156



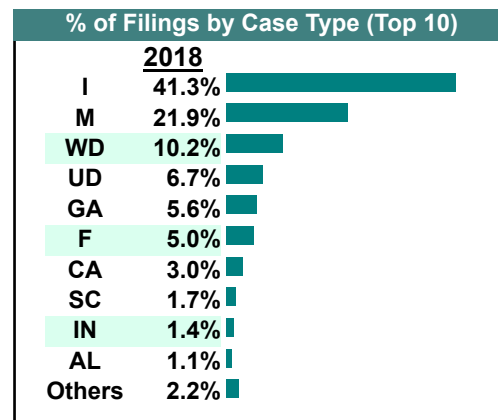
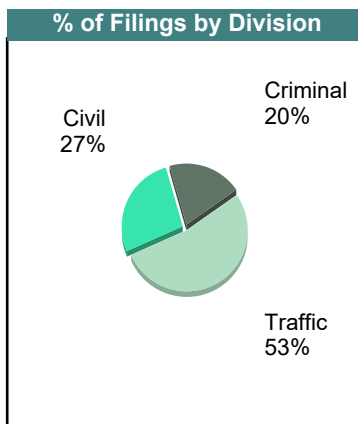
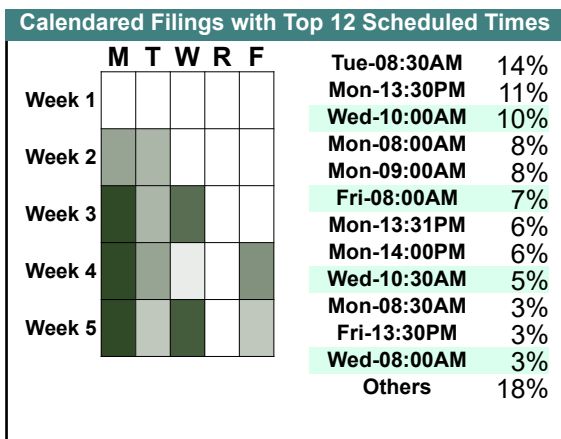
CASELOAD STATISTICS OF THE GENERAL DISTRICT COURTS

June 2018

Williamsburg

District: 9

		<u>Filings</u>	<u>Hearings</u>	<u>Transactions</u>	<u>Concluded</u>	<u>Cont</u>
<u>Criminal</u>						
Capias	CA	34	96	96	22	74
Civil Violation	CV	4	10	10	3	7
Felony	F	73	166	174	45	129
Misdemeanor	M	163	408	413	124	289
Motion	MO	5	5	5	4	1
Show Cause	SC	13	34	34	17	17
Criminal Total		292	719	732	215	517
<u>Traffic</u>						
Capias	CA	10	30	30	8	22
Civil Violation	CV	0	1	1	1	-
Felony	F	1	2	2	0	2
Infraction	I	614	474	757	596	160
Misdemeanor	M	163	296	296	161	135
Show Cause	SC	2	3	3	3	-
Traffic Total		790	806	1,089	769	319
<u>Civil</u>						
Abstract	AJ	3	3	3	3	-
Admin License	AL	16	0	16	16	-
Bond Forfeiture	BF	3	3	3	1	2
Detinue	DT	5	2	7	7	-
Garnishment	GA	83	3	83	80	1
Impoundment	IM	2	0	2	2	-
Interrogatory	IN	21	10	30	20	9
Motion for Judgment	MJ	5	5	7	5	2
Other	OT	1	0	1	1	-
Protective Order	PO	2	0	3	3	-
Prelim Prot Order	PP	2	0	2	2	-
Show Cause	SC	11	1	12	11	1
Tenants Assertion	TA	1	1	2	2	-
Unlawful Detainer	UD	99	48	110	101	8
Warrant in Debt	WD	151	144	196	134	61
Civil Total		405	220	477	388	84
Williamsburg Totals		1,487	1,745	2,298	1,372	920



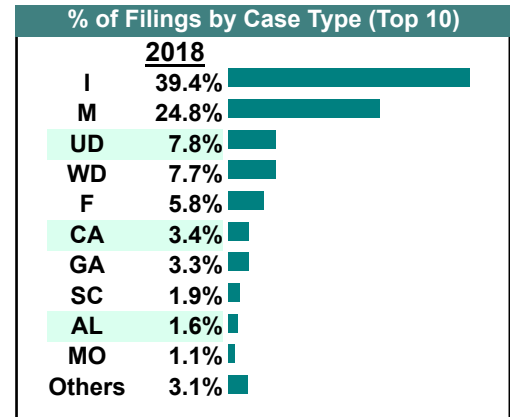
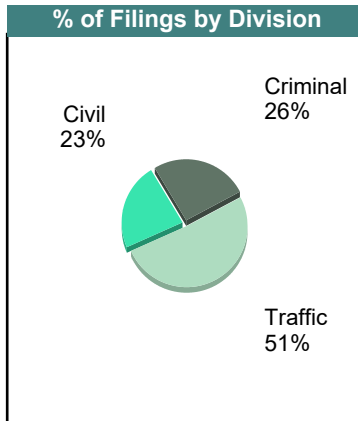
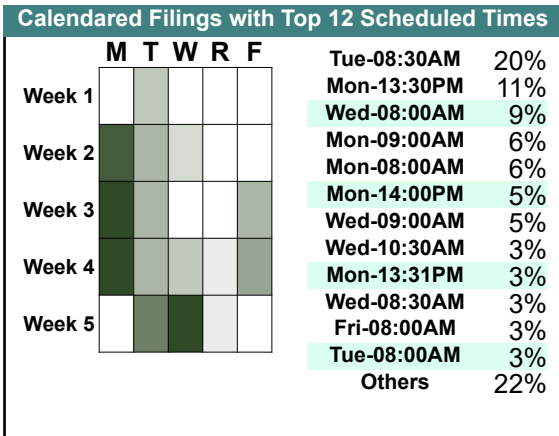
CASELOAD STATISTICS OF THE GENERAL DISTRICT COURTS

May 2018

Williamsburg

District: 9

		<u>Filings</u>	<u>Hearings</u>	<u>Transactions</u>	<u>Concluded</u>	<u>Cont</u>
<u>Criminal</u>						
Capias	CA	38	114	114	36	78
Civil Violation	CV	5	16	16	3	13
Felony	F	79	246	247	48	199
Misdemeanor	M	201	508	515	160	355
Motion	MO	15	17	17	16	1
Show Cause	SC	24	51	51	20	31
Criminal Total		362	952	960	283	677
<u>Traffic</u>						
Capias	CA	10	39	39	20	19
Civil Violation	CV	1	0	1	1	-
Felony	F	2	5	5	3	2
Infraction	I	554	492	739	570	169
Misdemeanor	M	148	334	334	166	168
Motion	MO	1	1	1	1	-
Show Cause	SC	3	11	11	7	4
Traffic Total		719	882	1,130	768	362
<u>Civil</u>						
Admin License	AL	22	0	22	22	-
Bond Forfeiture	BF	4	2	4	2	2
Counter Claim	CC	1	1	1	1	-
Detinue	DT	2	2	4	3	1
Garnishment	GA	47	0	47	47	-
Impoundment	IM	1	0	1	1	-
Interrogatory	IN	14	1	14	13	1
Motion for Judgment	MJ	5	4	7	5	2
Other	OT	3	1	5	4	1
Protective Order	PO	3	2	5	3	2
Prelim Prot Order	PP	4	2	6	4	2
Petition-Restore Arms	PR	0	0	1	1	-
Tenants Assertion	TA	1	1	1	0	1
Unlawful Detainer	UD	109	50	113	102	11
Warrant in Debt	WD	108	112	149	123	26
Civil Total		324	178	380	331	49
Williamsburg Totals		1,405	2,012	2,470	1,382	1,088



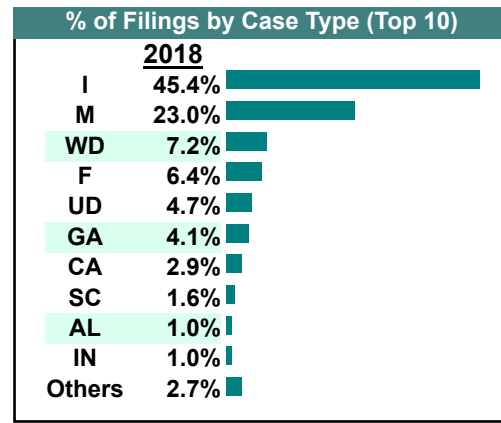
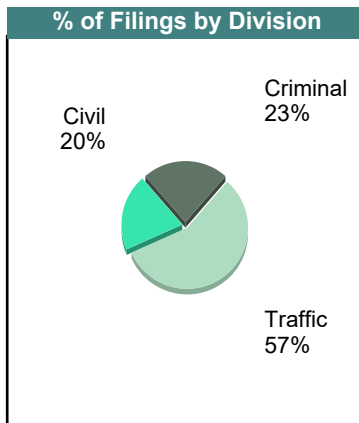
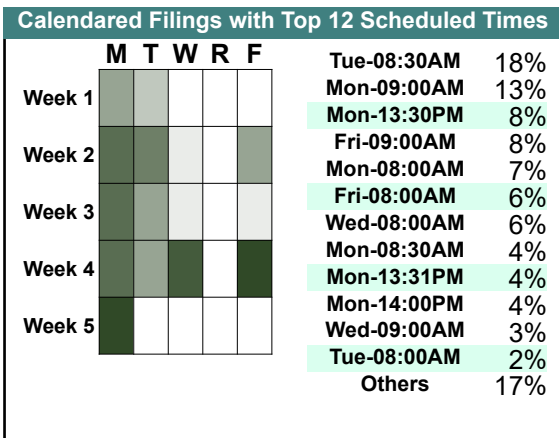
CASELOAD STATISTICS OF THE GENERAL DISTRICT COURTS

April 2018

Williamsburg

District: 9

		<u>Filings</u>	<u>Hearings</u>	<u>Transactions</u>	<u>Concluded</u>	<u>Cont</u>
<u>Criminal</u>						
Capias	CA	27	87	87	26	61
Civil Violation	CV	4	9	9	2	7
Felony	F	95	197	199	53	146
Misdemeanor	M	192	442	448	183	265
Motion	MO	7	10	10	7	3
Show Cause	SC	14	47	47	14	33
Criminal Total		339	792	800	285	515
<u>Traffic</u>						
Capias	CA	15	56	56	18	38
Civil Violation	CV	1	1	1	0	1
Felony	F	1	5	5	2	3
Infraction	I	678	560	867	696	171
Misdemeanor	M	151	321	321	154	167
Motion	MO	2	2	2	2	-
Show Cause	SC	3	8	8	5	3
Traffic Total		851	953	1,260	877	383
<u>Civil</u>						
Abstract	AJ	2	2	2	2	-
Admin License	AL	15	0	15	15	-
Bond Forfeiture	BF	5	3	6	6	-
Capias	CA	1	0	1	1	-
Detinue	DT	1	2	2	0	2
Garnishment	GA	61	1	62	61	1
Impoundment	IM	4	0	4	4	-
Interrogatory	IN	15	10	25	15	10
Motion for Judgment	MJ	4	5	7	5	2
Other	OT	3	1	3	2	1
Protective Order	PO	3	1	5	4	1
Prelim Prot Order	PP	5	1	6	5	1
Show Cause	SC	7	3	9	6	3
Unlawful Detainer	UD	70	33	81	75	6
Warrant in Debt	WD	108	96	139	108	31
Civil Total		304	158	367	309	58
Williamsburg Totals		1,494	1,903	2,427	1,471	956



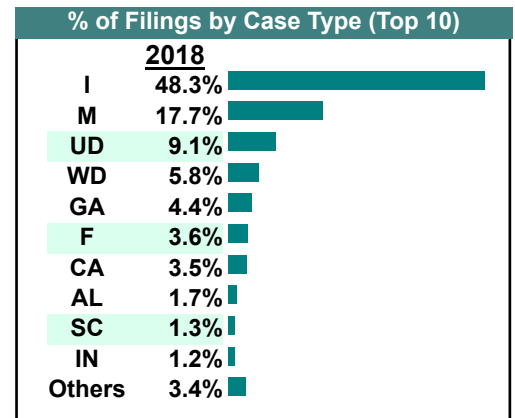
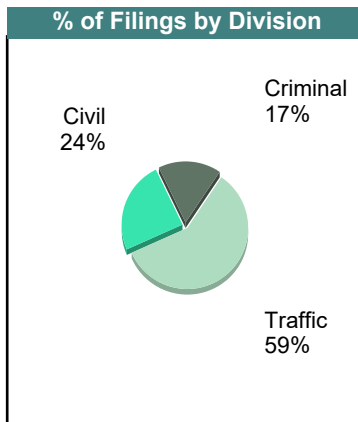
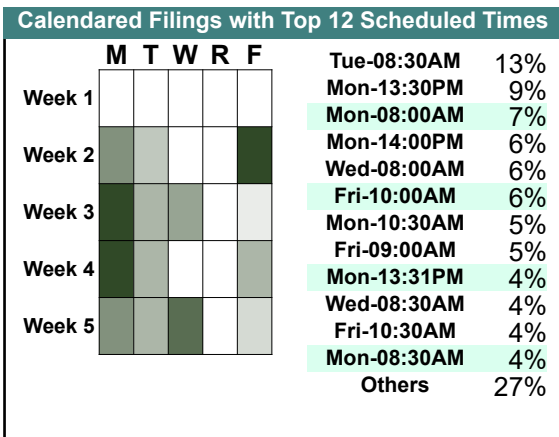
CASELOAD STATISTICS OF THE GENERAL DISTRICT COURTS

March 2018

Williamsburg

District: 9

		Filings	Hearings	Transactions	Concluded	Cont
<u>Criminal</u>						
Capias	CA	41	137	137	62	75
Civil Violation	CV	5	10	10	4	6
Felony	F	57	194	209	78	131
Misdemeanor	M	142	486	494	175	319
Motion	MO	12	14	14	11	3
Show Cause	SC	13	53	53	23	30
Criminal Total		270	894	917	353	564
<u>Traffic</u>						
Capias	CA	15	43	43	9	34
Civil Violation	CV	2	0	2	2	-
Felony	F	2	4	5	1	4
Infraction	I	784	691	1,024	806	218
Misdemeanor	M	146	349	349	171	178
Motion	MO	2	2	2	2	-
Restricted O/L	RL	1	1	1	1	-
Show Cause	SC	6	12	12	7	5
Traffic Total		958	1,102	1,438	999	439
<u>Civil</u>						
Abstract	AJ	2	1	2	2	-
Admin License	AL	27	0	27	27	-
Detinue	DT	2	2	2	1	1
Garnishment	GA	72	0	74	74	-
Impoundment	IM	1	0	1	1	-
Interrogatory	IN	20	5	22	17	5
Motion for Judgment	MJ	14	15	18	15	3
Protective Order	PO	8	4	10	6	4
Prelim Prot Order	PP	5	0	7	7	-
Petition-Restore Arms	PR	1	1	1	0	1
Show Cause	SC	2	0	3	3	-
Unlawful Detainer	UD	147	61	163	149	14
Warrant in Debt	WD	94	113	156	112	44
Civil Total		395	202	486	414	72
Williamsburg Totals		1,623	2,198	2,841	1,766	1,075



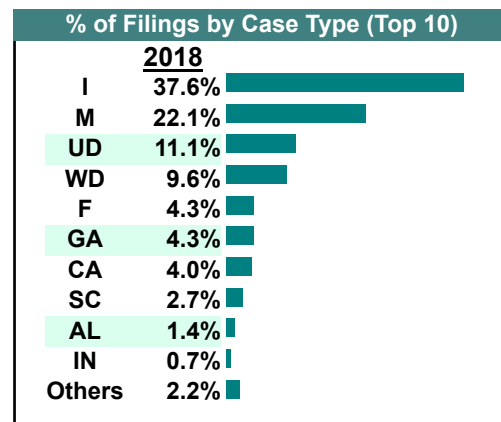
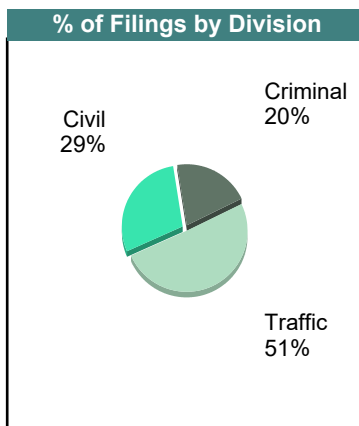
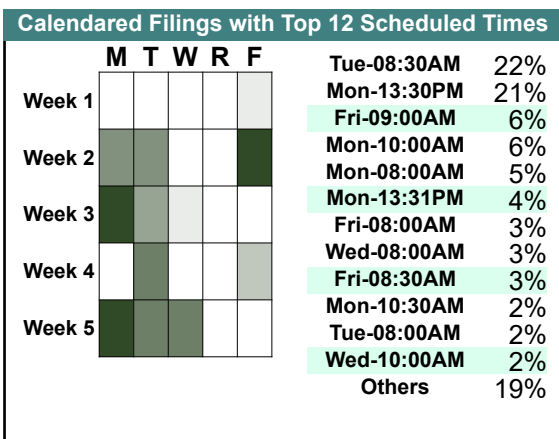
CASELOAD STATISTICS OF THE GENERAL DISTRICT COURTS

February 2018

Williamsburg

District: 9

		<u>Filings</u>	<u>Hearings</u>	<u>Transactions</u>	<u>Concluded</u>	<u>Cont</u>
<u>Criminal</u>						
Capias	CA	39	126	126	41	85
Civil Violation	CV	0	5	5	2	3
Felony	F	51	159	164	55	109
Misdemeanor	M	128	397	399	138	261
Motion	MO	5	5	5	5	-
Show Cause	SC	21	49	49	17	32
Criminal Total		244	741	748	258	490
<u>Traffic</u>						
Capias	CA	9	38	38	13	25
Felony	F	1	4	4	1	3
Infraction	I	454	383	599	440	159
Misdemeanor	M	139	298	298	149	149
Restricted O/L	RL	1	1	1	1	-
Show Cause	SC	6	9	9	7	2
Traffic Total		610	733	949	611	338
<u>Civil</u>						
Abstract	AJ	3	2	3	3	-
Admin License	AL	17	0	17	17	-
Detinue	DT	1	1	1	0	1
Garnishment	GA	52	0	53	53	-
Impoundment	IM	3	0	3	3	-
Interrogatory	IN	8	5	15	10	5
Motion for Judgment	MJ	2	4	5	2	3
Other	OT	1	0	1	1	-
Protective Order	PO	3	0	3	3	-
Prelim Prot Order	PP	7	4	9	5	4
Show Cause	SC	5	1	7	6	1
Tenants Assertion	TA	0	0	2	2	-
Unlawful Detainer	UD	134	56	150	138	12
Warrant in Debt	WD	116	123	170	133	37
Civil Total		352	196	439	376	63
Williamsburg Totals		1,206	1,670	2,136	1,245	891



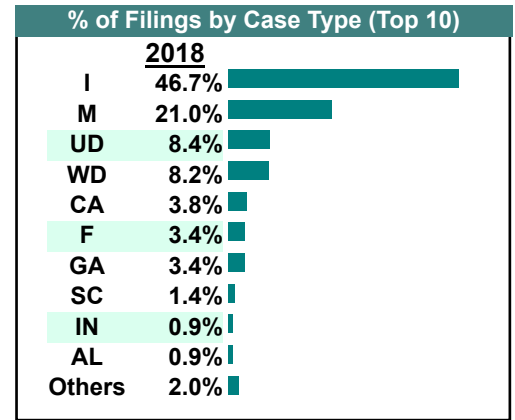
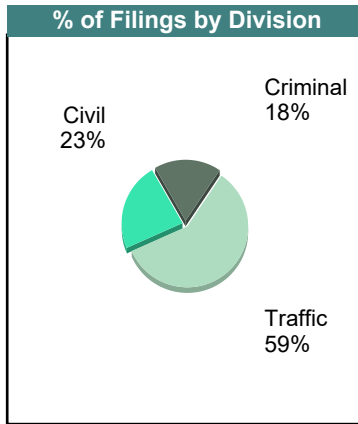
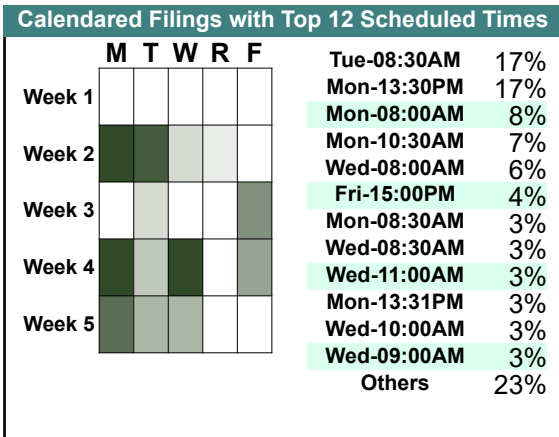
CASELOAD STATISTICS OF THE GENERAL DISTRICT COURTS

January 2018

Williamsburg

District: 9

		<u>Filings</u>	<u>Hearings</u>	<u>Transactions</u>	<u>Concluded</u>	<u>Cont</u>
<u>Criminal</u>						
Capias	CA	43	144	144	51	93
Civil Violation	CV	4	11	11	0	11
Felony	F	49	198	207	66	141
Misdemeanor	M	154	500	508	166	342
Motion	MO	5	8	8	5	3
Show Cause	SC	13	52	52	17	35
Criminal Total		268	913	930	305	625
<u>Traffic</u>						
Capias	CA	15	34	34	9	25
Felony	F	2	4	4	0	4
Infraction	I	706	619	951	717	234
Misdemeanor	M	163	358	358	129	229
Motion	MO	1	1	1	1	-
Show Cause	SC	6	10	10	5	5
Traffic Total		893	1,026	1,358	861	497
<u>Civil</u>						
Abstract	AJ	5	3	5	5	-
Admin License	AL	13	0	13	13	-
Detinue	DT	1	0	3	3	-
Garnishment	GA	51	1	52	51	1
Impoundment	IM	1	0	1	1	-
Interrogatory	IN	14	1	16	15	1
Motion for Judgment	MJ	4	7	7	4	3
Other	OT	1	1	2	1	1
Protective Order	PO	4	1	6	5	1
Prelim Prot Order	PP	4	0	4	4	-
Show Cause	SC	2	0	2	2	-
Tenants Assertion	TA	1	2	3	2	1
Unlawful Detainer	UD	127	58	142	127	15
Warrant in Debt	WD	124	118	177	114	63
Civil Total		352	192	433	347	86
Williamsburg Totals		1,513	2,131	2,721	1,513	1,208



CASELOAD STATISTICS OF THE GENERAL DISTRICT COURTS


December 2018

York

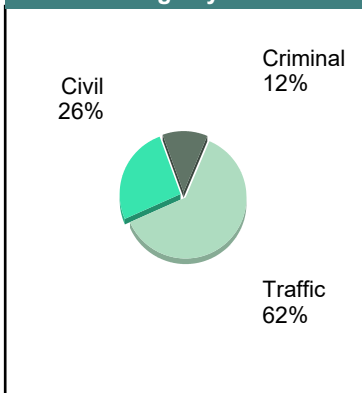
District: 9

		<u>Filings</u>	<u>Hearings</u>	<u>Transactions</u>	<u>Concluded</u>	<u>Cont</u>
<u>Criminal</u>						
Capias	CA	19	71	71	14	57
Civil Violation	CV	5	18	18	4	14
Felony	F	46	123	146	37	109
Misdemeanor	M	86	360	364	95	268
Show Cause	SC	11	23	23	9	14
Criminal Total		167	595	622	159	462
<u>Traffic</u>						
Capias	CA	13	44	44	19	25
Felony	F	1	5	6	2	4
Infraction	I	687	663	923	686	237
Misdemeanor	M	154	410	410	174	236
Show Cause	SC	4	20	20	9	11
Traffic Total		859	1,142	1,403	890	513
<u>Civil</u>						
Abstract	AJ	2	0	2	2	-
Admin License	AL	18	0	18	18	-
Capias	CA	0	1	1	0	1
Garnishment	GA	85	8	90	82	8
Impoundment	IM	5	0	5	5	-
Interrogatory	IN	7	6	11	5	6
Motion for Judgment	MJ	8	9	9	3	6
Prelim Prot Order	PP	1	0	1	1	-
Show Cause	SC	2	2	5	3	2
Unlawful Detainer	UD	107	64	115	101	14
Warrant in Debt	WD	125	110	153	120	33
Zoning Viol	ZO	3	3	3	3	-
Civil Total		363	203	413	343	70
York Totals		1,389	1,940	2,438	1,392	1,045

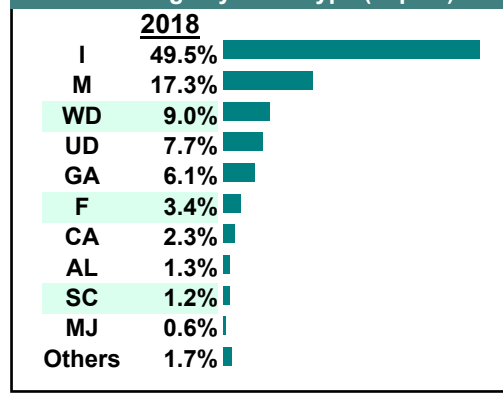
Calendared Filings with Top 12 Scheduled Times



% of Filings by Division



% of Filings by Case Type (Top 10)



CASELOAD STATISTICS OF THE GENERAL DISTRICT COURTS

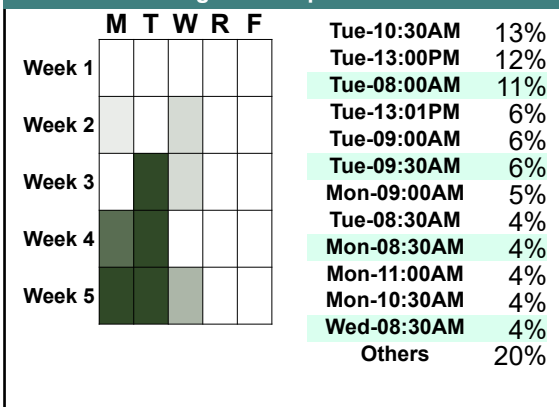
November 2018

York

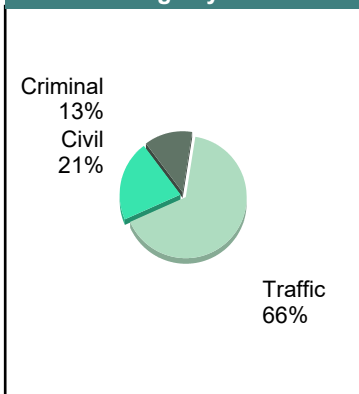
District: 9

		<u>Filings</u>	<u>Hearings</u>	<u>Transactions</u>	<u>Concluded</u>	<u>Cont</u>
<u>Criminal</u>						
Capias	CA	14	51	51	16	35
Civil Violation	CV	5	17	17	6	11
Felony	F	54	147	197	90	107
Misdemeanor	M	98	348	354	149	205
Show Cause	SC	10	20	20	7	13
Criminal Total		181	583	639	268	371
<u>Traffic</u>						
Capias	CA	12	52	52	5	47
Civil Violation	CV	1	1	1	1	-
Felony	F	3	6	9	3	6
Infraction	I	728	670	942	740	202
Misdemeanor	M	170	413	414	183	231
Show Cause	SC	12	26	26	5	21
Traffic Total		926	1,168	1,444	937	507
<u>Civil</u>						
Abstract	AJ	3	0	3	3	-
Admin License	AL	17	0	17	17	-
Counter Claim	CC	1	0	1	1	-
Detinue	DT	1	1	1	0	1
Garnishment	GA	88	12	95	83	12
Impoundment	IM	3	0	3	3	-
Interrogatory	IN	0	1	1	0	1
Motion for Judgment	MJ	0	2	4	3	1
Protective Order	PO	7	0	7	7	-
Prelim Prot Order	PP	1	0	1	1	-
Show Cause	SC	0	1	1	1	-
Unlawful Detainer	UD	87	62	97	89	8
Warrant in Debt	WD	91	98	131	102	29
Zoning Viol	ZO	1	0	1	1	-
Civil Total		300	177	363	311	52
York Totals		1,407	1,928	2,446	1,516	930

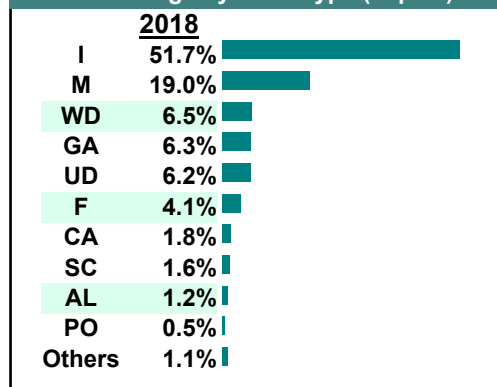
Calendared Filings with Top 12 Scheduled Times



% of Filings by Division



% of Filings by Case Type (Top 10)



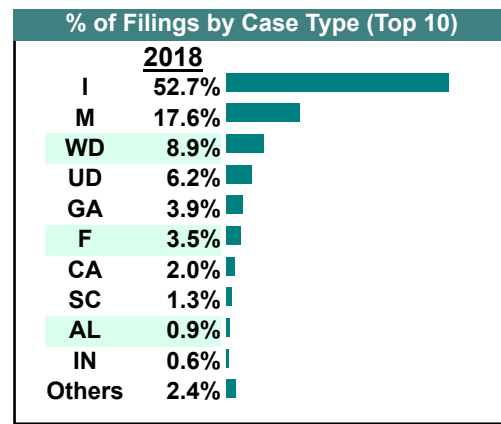
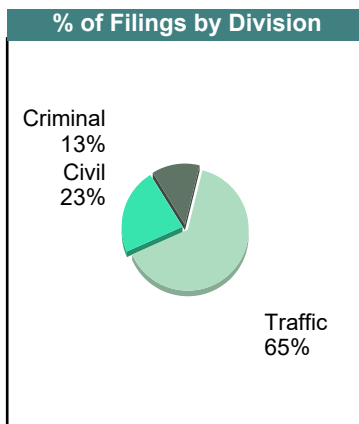
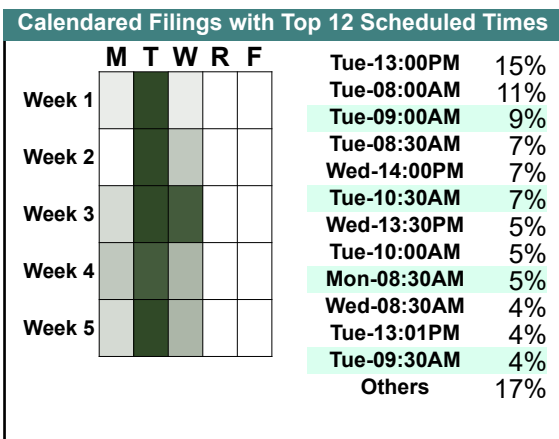
CASELOAD STATISTICS OF THE GENERAL DISTRICT COURTS

October 2018

York

District: 9

		<u>Filings</u>	<u>Hearings</u>	<u>Transactions</u>	<u>Concluded</u>	<u>Cont</u>
<u>Criminal</u>						
Capias	CA	12	67	67	25	42
Civil Violation	CV	5	17	17	5	12
Felony	F	56	183	207	76	131
Misdemeanor	M	125	407	416	168	248
Show Cause	SC	8	23	23	11	12
Criminal Total		206	697	730	285	445
<u>Traffic</u>						
Capias	CA	21	65	65	18	47
Felony	F	0	2	4	2	2
Infraction	I	850	779	1,118	874	244
Misdemeanor	M	158	454	454	194	260
Show Cause	SC	11	25	25	11	14
Traffic Total		1,040	1,325	1,666	1,099	567
<u>Civil</u>						
Abstract	AJ	3	0	3	3	-
Admin License	AL	15	0	15	15	-
Capias	CA	0	1	2	1	1
Detinue	DT	1	1	2	2	-
Garnishment	GA	63	5	69	64	5
Impoundment	IM	4	0	4	4	-
Interrogatory	IN	10	5	16	11	5
Motion for Judgment	MJ	5	5	6	4	2
Other	OT	2	1	2	2	-
Protective Order	PO	5	1	7	6	1
Prelim Prot Order	PP	6	0	7	7	-
Petition-Restore Arms	PR	1	0	1	1	-
Show Cause	SC	2	4	11	7	4
Third Party Claim	TH	1	1	1	0	1
Unlawful Detainer	UD	100	57	109	103	6
Warrant in Debt	WD	143	143	190	134	56
Zoning Viol	ZO	5	2	6	5	1
Civil Total		366	226	451	369	82
York Totals		1,612	2,248	2,847	1,753	1,094

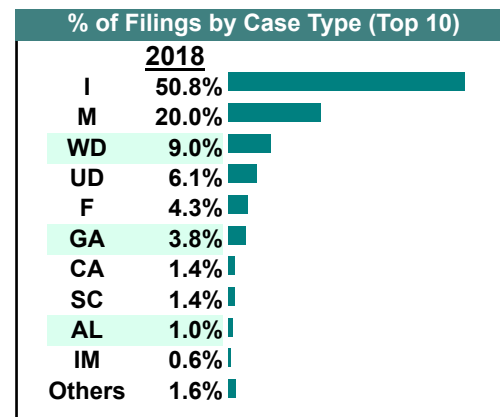
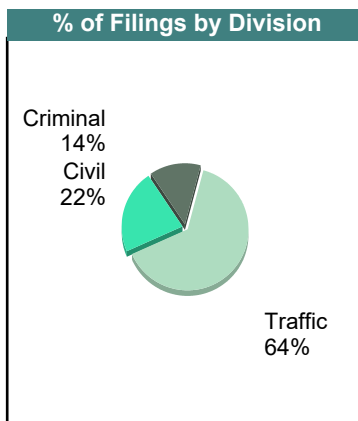
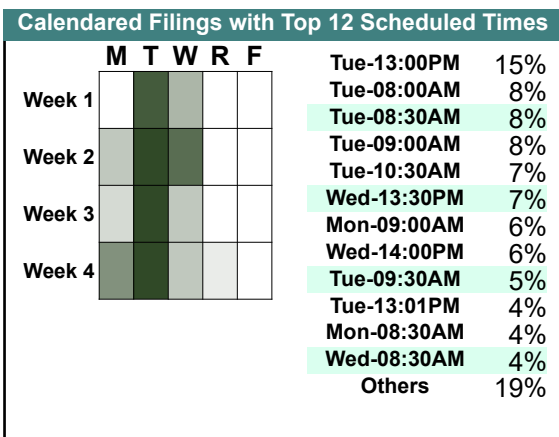


CASELOAD STATISTICS OF THE GENERAL DISTRICT COURTS

September 2018

York
District: 9

		<u>Filings</u>	<u>Hearings</u>	<u>Transactions</u>	<u>Concluded</u>	<u>Cont</u>
<u>Criminal</u>						
Capias	CA	12	51	51	22	29
Civil Violation	CV	4	14	15	8	7
Felony	F	58	166	187	46	141
Misdemeanor	M	111	350	358	120	237
Show Cause	SC	9	32	32	17	15
Criminal Total		194	613	643	213	429
<u>Traffic</u>						
Capias	CA	7	45	45	15	30
Felony	F	3	4	5	1	4
Infraction	I	725	634	909	679	230
Misdemeanor	M	174	403	403	153	250
Show Cause	SC	5	17	17	4	13
Traffic Total		914	1,103	1,379	852	527
<u>Civil</u>						
Abstract	AJ	2	0	2	2	-
Admin License	AL	14	0	14	14	-
Bond Forfeiture	BF	0	1	1	1	-
Capias	CA	1	1	1	0	1
Detinue	DT	4	4	4	4	-
Garnishment	GA	54	8	60	52	8
Impoundment	IM	8	0	8	8	-
Interrogatory	IN	2	4	9	5	4
Motion for Judgment	MJ	5	5	6	2	4
Protective Order	PO	0	0	2	2	-
Prelim Prot Order	PP	4	0	4	4	-
Show Cause	SC	6	5	9	4	5
Unlawful Detainer	UD	87	49	91	86	5
Warrant in Debt	WD	129	142	171	118	53
Zoning Viol	ZO	2	3	4	4	-
Civil Total		318	222	386	306	80
York Totals		1,426	1,938	2,408	1,371	1,036



CASELOAD STATISTICS OF THE GENERAL DISTRICT COURTS

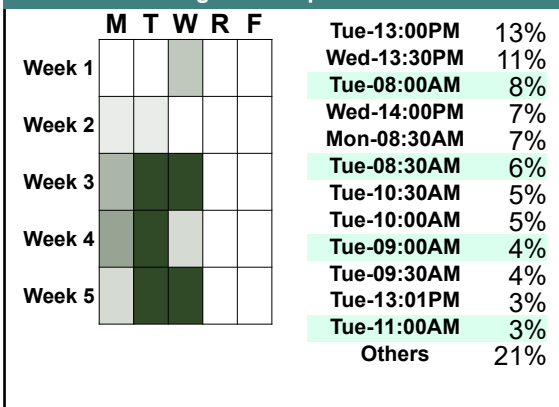
August 2018

York

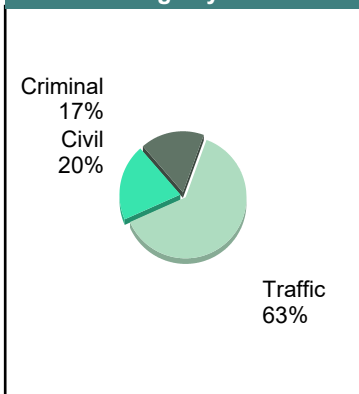
District: 9

		<u>Filings</u>	<u>Hearings</u>	<u>Transactions</u>	<u>Concluded</u>	<u>Cont</u>
<u>Criminal</u>						
Capias	CA	17	68	68	21	47
Civil Violation	CV	11	22	22	9	13
Felony	F	57	115	126	25	101
Misdemeanor	M	168	368	385	143	242
Show Cause	SC	9	23	23	9	14
Criminal Total		262	596	624	207	417
<u>Traffic</u>						
Capias	CA	11	54	54	13	41
Felony	F	4	7	7	1	6
Infraction	I	781	650	995	783	212
Misdemeanor	M	161	403	403	161	242
Restricted O/L	RL	1	1	1	1	-
Show Cause	SC	10	22	22	8	14
Traffic Total		968	1,137	1,482	967	515
<u>Civil</u>						
Abstract	AJ	4	0	4	4	-
Admin License	AL	18	0	18	18	-
Detinue	DT	1	1	3	3	-
Garnishment	GA	54	1	61	60	1
Impoundment	IM	8	0	8	8	-
Interrogatory	IN	6	2	9	7	2
Motion for Judgment	MJ	6	7	7	5	2
Overweight	OC	2	0	2	2	-
Protective Order	PO	4	6	8	2	6
Prelim Prot Order	PP	3	1	5	4	1
Show Cause	SC	3	4	4	0	4
Unlawful Detainer	UD	99	68	103	99	4
Warrant in Debt	WD	106	117	145	106	39
Zoning Viol	ZO	1	1	3	3	-
Civil Total		315	208	380	321	59
York Totals		1,545	1,941	2,486	1,495	991

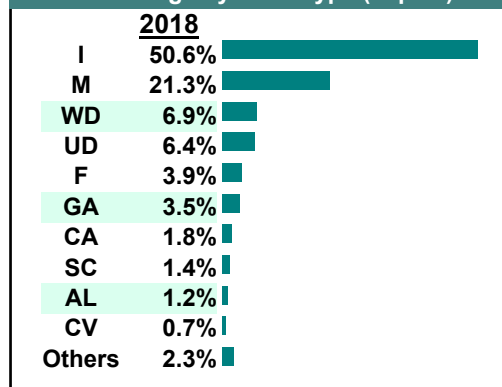
Calendared Filings with Top 12 Scheduled Times



% of Filings by Division

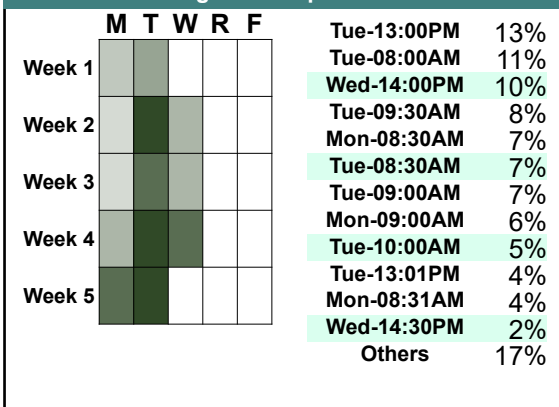


% of Filings by Case Type (Top 10)

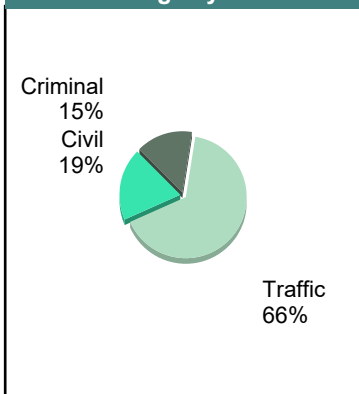


		Filings	Hearings	Transactions	Concluded	Cont
<u>Criminal</u>						
Capias	CA	29	79	79	29	50
Civil Violation	CV	9	17	17	8	9
Felony	F	71	176	224	86	138
Misdemeanor	M	147	417	426	149	277
Show Cause	SC	19	39	39	17	22
Criminal Total		275	728	785	289	496
<u>Traffic</u>						
Capias	CA	24	63	63	17	46
Felony	F	2	4	5	2	3
Infraction	I	980	765	1,205	991	214
Misdemeanor	M	204	487	488	204	284
Show Cause	SC	18	35	35	17	18
Traffic Total		1,228	1,354	1,796	1,231	565
<u>Civil</u>						
Abstract	AJ	3	0	3	3	-
Admin License	AL	13	0	13	13	-
Capias	CA	0	1	1	0	1
Detinue	DT	5	6	8	5	3
Garnishment	GA	80	11	83	72	11
Impoundment	IM	1	0	1	1	-
Interrogatory	IN	9	8	13	5	8
Motion for Judgment	MJ	2	3	3	1	2
Other	OT	2	0	2	2	-
Protective Order	PO	5	1	7	6	1
Prelim Prot Order	PP	4	2	4	2	2
Show Cause	SC	3	4	5	1	4
Unlawful Detainer	UD	102	78	113	100	13
Warrant in Debt	WD	126	126	167	120	47
Zoning Viol	ZO	4	2	4	2	2
Civil Total		359	242	427	333	94
York Totals		1,862	2,324	3,008	1,853	1,155

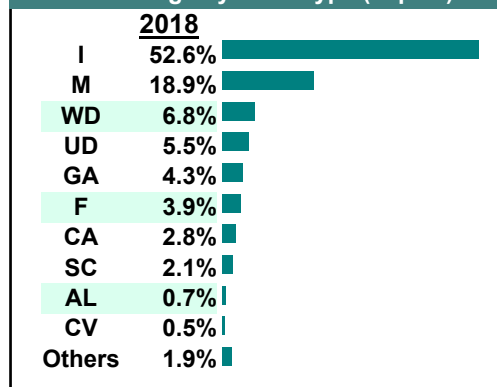
Calendared Filings with Top 12 Scheduled Times



% of Filings by Division



% of Filings by Case Type (Top 10)

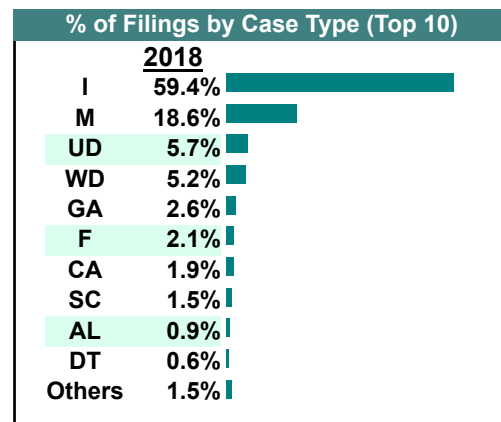
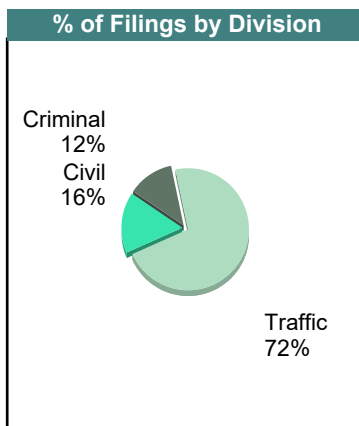
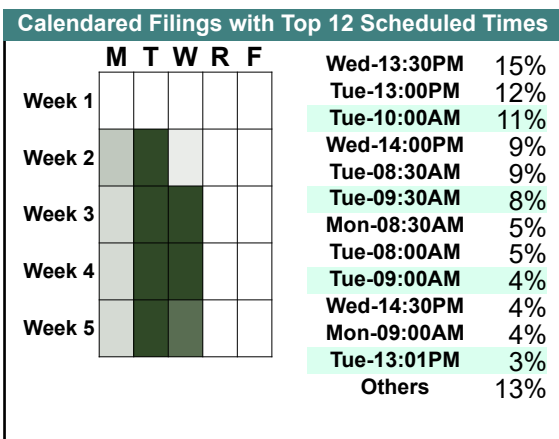


CASELOAD STATISTICS OF THE GENERAL DISTRICT COURTS

June 2018

York
District: 9

		<u>Filings</u>	<u>Hearings</u>	<u>Transactions</u>	<u>Concluded</u>	<u>Cont</u>
<u>Criminal</u>						
Capias	CA	18	87	87	36	51
Civil Violation	CV	4	16	16	7	9
Felony	F	37	154	207	96	111
Misdemeanor	M	139	444	453	173	280
Show Cause	SC	16	34	34	18	16
Criminal Total		214	735	797	330	467
<u>Traffic</u>						
Capias	CA	16	59	59	18	41
Felony	F	0	4	4	2	2
Infraction	I	1,043	840	1,258	1,022	236
Misdemeanor	M	187	470	471	190	281
Show Cause	SC	11	20	20	11	9
Traffic Total		1,257	1,393	1,812	1,243	569
<u>Civil</u>						
Abstract	AJ	3	0	3	3	-
Admin License	AL	15	0	15	15	-
Bond Forfeiture	BF	1	1	2	1	1
Counter Claim	CC	0	0	1	1	-
Detinue	DT	10	10	10	8	2
Garnishment	GA	46	5	53	48	5
Impoundment	IM	2	0	2	2	-
Interrogatory	IN	4	2	7	5	2
Motion for Judgment	MJ	2	0	2	2	-
Protective Order	PO	3	2	4	2	2
Prelim Prot Order	PP	4	1	5	4	1
Petition-Restore Arms	PR	2	0	2	2	-
Show Cause	SC	0	1	3	2	1
Unlawful Detainer	UD	100	73	109	100	9
Warrant in Debt	WD	92	100	147	110	37
Zoning Viol	ZO	1	2	5	5	-
Civil Total		285	197	370	310	60
York Totals		1,756	2,325	2,979	1,883	1,096



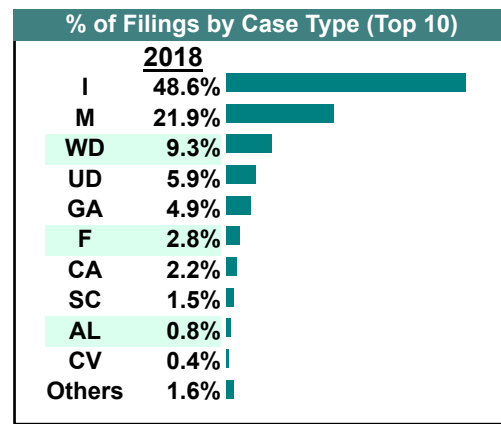
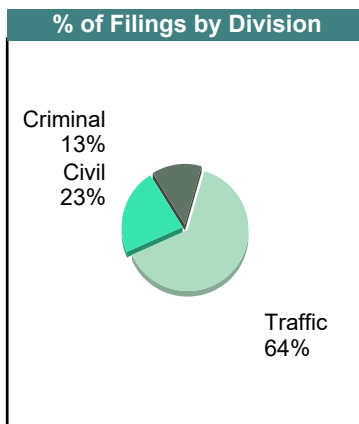
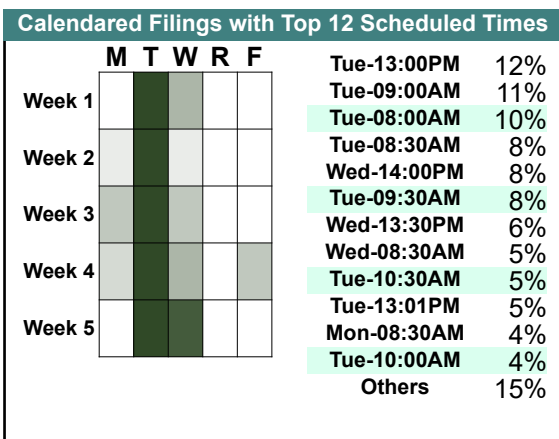
CASELOAD STATISTICS OF THE GENERAL DISTRICT COURTS

May 2018

York

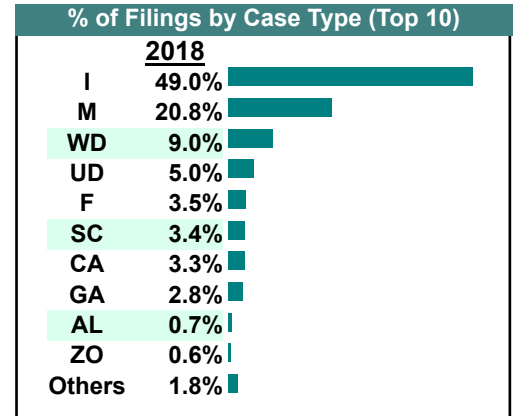
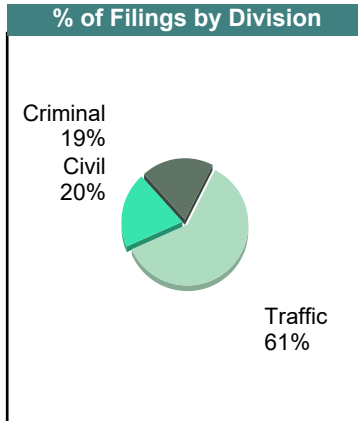
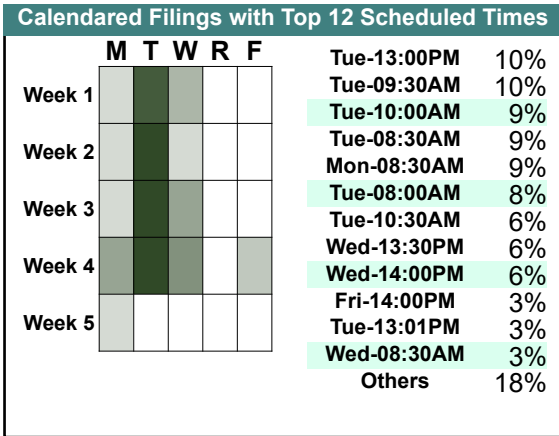
District: 9

		<u>Filings</u>	<u>Hearings</u>	<u>Transactions</u>	<u>Concluded</u>	<u>Cont</u>
<u>Criminal</u>						
Capias	CA	27	101	101	33	68
Civil Violation	CV	8	24	24	9	15
Felony	F	51	150	170	54	116
Misdemeanor	M	149	442	444	155	289
Show Cause	SC	17	56	56	31	25
Criminal Total		252	773	795	282	513
<u>Traffic</u>						
Capias	CA	14	47	47	15	32
Felony	F	1	7	9	3	6
Infraction	I	918	750	1,129	898	231
Misdemeanor	M	264	508	508	206	302
Show Cause	SC	9	21	21	5	16
Traffic Total		1,206	1,333	1,714	1,127	587
<u>Civil</u>						
Abstract	AJ	3	0	3	3	-
Admin License	AL	16	0	16	16	-
Capias	CA	0	1	1	0	1
Detinue	DT	2	2	3	3	-
Garnishment	GA	93	10	101	91	10
Impoundment	IM	4	0	4	4	-
Interrogatory	IN	4	6	10	4	6
Motion for Judgment	MJ	0	1	1	0	1
Other	OT	4	0	4	4	-
Protective Order	PO	7	4	12	8	4
Prelim Prot Order	PP	5	0	6	6	-
Show Cause	SC	3	3	5	2	3
Tenants Assertion	TA	1	3	3	1	2
Unlawful Detainer	UD	112	77	123	116	7
Warrant in Debt	WD	176	162	252	206	46
Zoning Viol	ZO	1	1	1	1	-
Civil Total		431	270	545	465	80
York Totals		1,889	2,376	3,054	1,874	1,180



April 2018

		<u>Filings</u>	<u>Hearings</u>	<u>Transactions</u>	<u>Concluded</u>	<u>Cont</u>
<u>Criminal</u>						
Capias	CA	40	101	101	24	77
Civil Violation	CV	4	13	13	2	11
Felony	F	53	162	194	71	123
Misdemeanor	M	160	403	407	105	302
Show Cause	SC	36	58	58	20	38
Criminal Total		293	737	773	222	551
<u>Traffic</u>						
Capias	CA	11	48	48	13	35
Felony	F	1	5	6	2	4
Infraction	I	750	619	919	726	193
Misdemeanor	M	158	351	351	134	217
Show Cause	SC	12	19	19	9	10
Traffic Total		932	1,042	1,343	884	459
<u>Civil</u>						
Abstract	AJ	1	0	1	1	-
Admin License	AL	11	0	11	11	-
Bond Forfeiture	BF	1	1	1	0	1
Counter Claim	CC	0	0	1	1	-
Garnishment	GA	43	3	50	47	2
Impoundment	IM	5	0	5	5	-
Interrogatory	IN	5	5	10	5	5
Motion for Judgment	MJ	2	1	3	2	1
Protective Order	PO	2	0	3	3	-
Prelim Prot Order	PP	7	1	7	6	1
Petition-Restore Arms	PR	1	0	1	1	-
Show Cause	SC	4	3	5	2	3
Unlawful Detainer	UD	77	57	98	83	15
Warrant in Debt	WD	137	110	182	124	58
Zoning Viol	ZO	9	9	10	5	5
Civil Total		305	190	388	296	91
York Totals		1,530	1,969	2,504	1,402	1,101

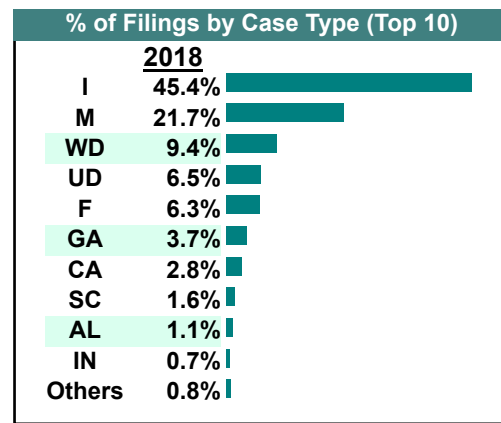
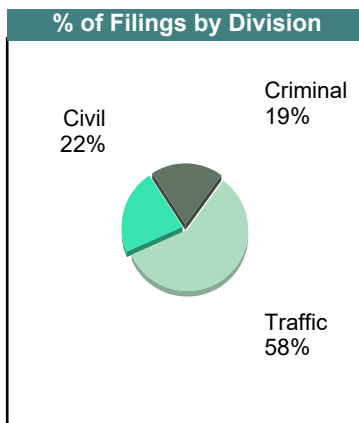
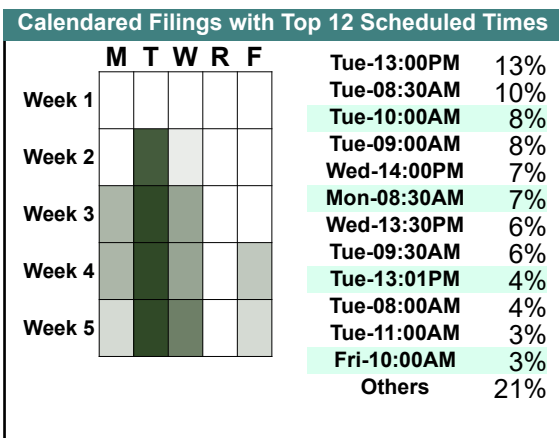


CASELOAD STATISTICS OF THE GENERAL DISTRICT COURTS

March 2018

York
District: 9

		<u>Filings</u>	<u>Hearings</u>	<u>Transactions</u>	<u>Concluded</u>	<u>Cont</u>
<u>Criminal</u>						
Capias	CA	34	93	93	38	55
Civil Violation	CV	1	9	9	5	4
Felony	F	101	252	275	59	216
Misdemeanor	M	168	455	456	126	329
Show Cause	SC	15	27	27	11	16
Criminal Total		319	836	860	239	620
<u>Traffic</u>						
Capias	CA	13	49	49	13	36
Felony	F	3	5	6	1	5
Infraction	I	752	567	907	736	170
Misdemeanor	M	191	384	384	160	224
Show Cause	SC	8	12	12	6	6
Traffic Total		967	1,017	1,358	916	441
<u>Civil</u>						
Abstract	AJ	2	0	2	2	-
Admin License	AL	19	0	19	19	-
Detinue	DT	2	2	4	3	1
Garnishment	GA	62	8	66	58	8
Impoundment	IM	1	0	1	1	-
Interrogatory	IN	12	5	16	11	5
Motion for Judgment	MJ	1	0	1	1	-
Other	OT	1	0	1	1	-
Protective Order	PO	5	5	10	5	5
Prelim Prot Order	PP	1	0	3	3	-
Show Cause	SC	3	1	4	3	1
Unlawful Detainer	UD	107	70	115	98	17
Warrant in Debt	WD	156	147	234	180	54
Zoning Viol	ZO	0	2	3	1	2
Civil Total		372	240	479	386	93
York Totals		1,658	2,093	2,697	1,541	1,154



CASELOAD STATISTICS OF THE GENERAL DISTRICT COURTS

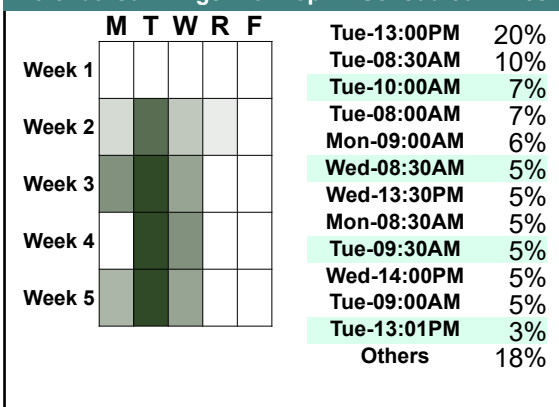
February 2018

York

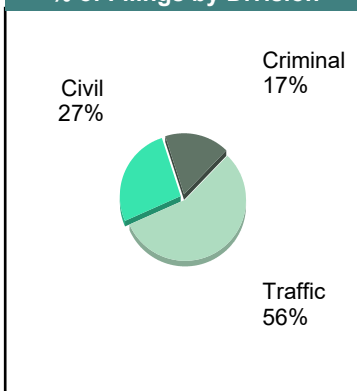
District: 9

		<u>Filings</u>	<u>Hearings</u>	<u>Transactions</u>	<u>Concluded</u>	<u>Cont</u>
<u>Criminal</u>						
Capias	CA	15	54	54	13	41
Civil Violation	CV	11	25	25	5	20
Felony	F	49	190	237	123	114
Misdemeanor	M	125	363	366	123	243
Show Cause	SC	11	29	29	7	22
Criminal Total		211	661	711	271	440
<u>Traffic</u>						
Capias	CA	10	38	38	14	24
Felony	F	1	4	5	1	4
Infraction	I	526	572	775	606	169
Misdemeanor	M	146	346	346	150	196
Show Cause	SC	6	15	15	10	5
Traffic Total		689	975	1,179	781	398
<u>Civil</u>						
Admin License	AL	16	0	16	16	-
Capias	CA	1	1	2	1	1
Counter Claim	CC	0	0	1	1	-
Detinue	DT	0	1	2	1	1
Garnishment	GA	38	8	52	44	8
Impoundment	IM	3	0	3	3	-
Interrogatory	IN	7	6	11	5	6
Motion for Judgment	MJ	5	5	7	5	2
Protective Order	PO	2	1	2	1	1
Prelim Prot Order	PP	6	2	6	4	2
Show Cause	SC	3	1	5	4	1
Tenants Assertion	TA	0	0	1	1	-
Unlawful Detainer	UD	97	62	106	100	6
Warrant in Debt	WD	146	151	207	161	46
Zoning Viol	ZO	4	2	4	4	-
Civil Total		328	240	425	351	74
York Totals		1,228	1,876	2,315	1,403	912

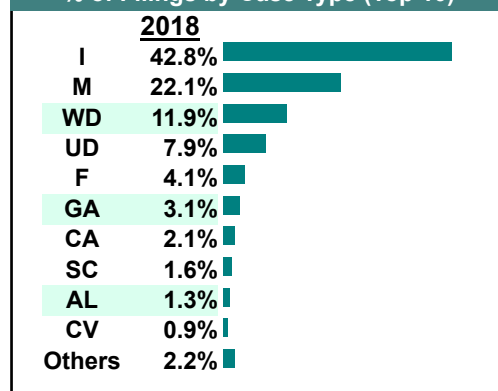
Calendared Filings with Top 12 Scheduled Times



% of Filings by Division



% of Filings by Case Type (Top 10)

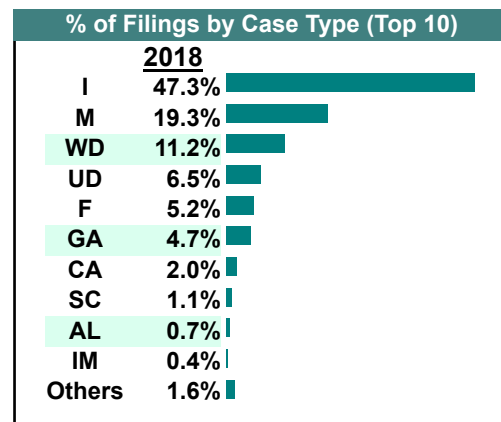
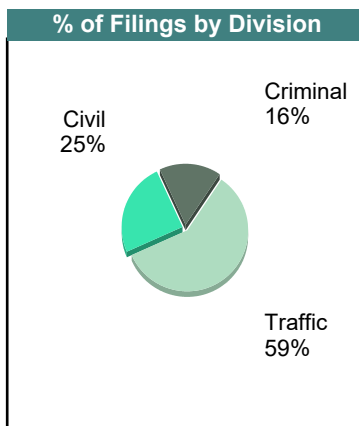
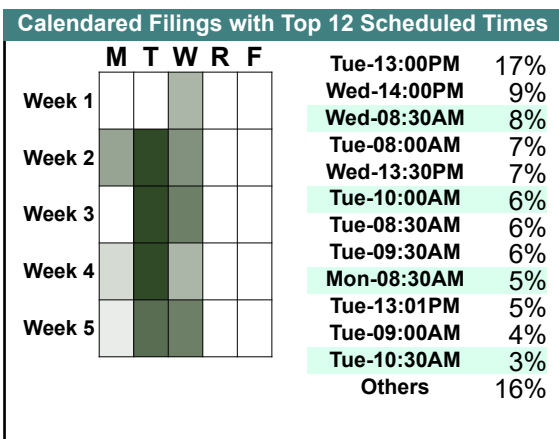


CASELOAD STATISTICS OF THE GENERAL DISTRICT COURTS

January 2018

York
District: 9

		<u>Filings</u>	<u>Hearings</u>	<u>Transactions</u>	<u>Concluded</u>	<u>Cont</u>
<u>Criminal</u>						
Capias	CA	18	48	48	14	34
Civil Violation	CV	5	15	15	4	11
Felony	F	82	261	281	62	219
Misdemeanor	M	147	405	407	130	277
Show Cause	SC	11	32	32	18	14
Criminal Total		263	761	783	228	555
<u>Traffic</u>						
Capias	CA	15	53	53	10	43
Felony	F	2	8	8	0	8
Infraction	I	762	635	969	777	192
Misdemeanor	M	164	376	377	153	224
Show Cause	SC	6	21	21	11	10
Traffic Total		949	1,093	1,428	951	477
<u>Civil</u>						
Abstract	AJ	3	0	3	3	-
Admin License	AL	12	0	12	12	-
Capias	CA	0	1	1	0	1
Detinue	DT	0	3	4	1	3
Garnishment	GA	75	11	79	68	11
Impoundment	IM	6	0	6	6	-
Interrogatory	IN	4	3	7	4	3
Motion for Judgment	MJ	0	0	1	1	-
Other	OT	4	0	4	4	-
Protective Order	PO	4	2	5	3	2
Prelim Prot Order	PP	5	0	5	5	-
Show Cause	SC	0	3	3	0	3
Tenants Assertion	TA	0	1	1	0	1
Unlawful Detainer	UD	105	74	128	101	27
Warrant in Debt	WD	180	188	257	178	79
Zoning Viol	ZO	0	1	3	2	1
Civil Total		398	287	519	388	131
York Totals		1,610	2,141	2,730	1,567	1,163



Filings by Court & Division

	Charles City	Gloucester	King & Queen	King William	Mathews	Middlesex	New Kent	Williamsburg	York	Total	
C	Misdemeanor	194 3%	970 15%	466 7%	357 5%	131 2%	212 3%	663 10%	1,963 30%	1,623 25%	6,579
	Felony	75 3%	190 8%	114 5%	84 4%	57 3%	42 2%	298 13%	703 31%	715 31%	2,278
	Capias	19 2%	116 12%	28 3%	32 3%	11 1%	34 4%	58 6%	413 43%	255 26%	966
	Show Cause	22 4%	65 11%	26 4%	31 5%	8 1%	23 4%	51 9%	196 33%	172 29%	594
	Civil Violation	2 1%	42 20%	10 5%	7 3%	6 3%	8 4%	13 6%	48 23%	72 35%	208
	Motion	4 4%	- 0%	5 5%	2 2%	- 0%	- 0%	- 0%	90 89%	- 0%	101
	Restricted O/L	- 0%	- 0%	- 0%	1 100%	- 0%	- 0%	- 0%	- 0%	- 0%	1
	Total	316 3%	1,383 13%	649 6%	514 5%	213 2%	319 3%	1,083 10%	3,413 32%	2,837 26%	10,727
T	Infraction	679 2%	9,635 24%	3,593 9%	1,846 5%	805 2%	582 1%	4,832 12%	8,130 21%	9,502 24%	39,604
	Misdemeanor	144 2%	839 11%	301 4%	145 2%	134 2%	145 2%	1,951 25%	1,885 25%	2,131 28%	7,675
	Capias	10 3%	19 5%	- 0%	1 0%	6 2%	2 1%	38 10%	140 37%	167 44%	383
	Show Cause	8 3%	37 13%	- 0%	2 1%	5 2%	5 2%	64 22%	53 19%	112 39%	286
	Felony	1 1%	16 22%	- 0%	- 0%	2 3%	2 3%	15 21%	15 21%	21 29%	72
	Restricted O/L	1 5%	5 26%	3 16%	2 11%	3 16%	1 5%	- 0%	3 16%	1 5%	19
	Civil Violation	- 0%	2 17%	- 0%	- 0%	- 0%	- 0%	1 8%	8 67%	1 8%	12
	Motion	- 0%	- 0%	- 0%	1 8%	- 0%	- 0%	- 0%	11 92%	- 0%	12
	Other	- 0%	- 0%	- 0%	- 0%	- 0%	- 0%	- 0%	2 100%	- 0%	2
	Total	843 2%	10,553 22%	3,897 8%	1,997 4%	955 2%	737 2%	6,901 14%	10,247 21%	11,935 25%	48,065
V	Warrant in Debt	118 2%	770 13%	116 2%	909 16%	204 4%	153 3%	411 7%	1,451 25%	1,607 28%	5,739
	Unlawful Detainer	13 0%	322 10%	34 1%	62 2%	36 1%	35 1%	48 1%	1,511 47%	1,180 36%	3,241
	Garnishment	61 2%	354 14%	30 1%	150 6%	21 1%	42 2%	231 9%	797 32%	781 32%	2,467
	Interrogatory	5 0%	102 9%	2 0%	1 0%	4 0%	4 0%	848 72%	146 12%	70 6%	1,182
	Admin License	8 1%	123 18%	17 3%	13 2%	12 2%	14 2%	72 11%	228 34%	184 27%	671

	Charles City	Gloucester	King & Queen	King William	Mathews	Middlesex	New Kent	Williamsburg	York	Total
V Show Cause	3	36	1	3	-	1	432	43	29	548
	1%	7%	0%	1%	0%	0%	79%	8%	5%	
Abstract	1	9	2	3	-	1	138	29	29	212
	0%	4%	1%	1%	0%	0%	65%	14%	14%	
Prelim Prot Order	3	51	3	16	7	11	14	59	47	211
	1%	24%	1%	8%	3%	5%	7%	28%	22%	
Protective Order	3	42	2	14	6	6	2	47	44	166
	2%	25%	1%	8%	4%	4%	1%	28%	27%	
Impoundment	-	18	8	6	1	2	34	22	50	141
	0%	13%	6%	4%	1%	1%	24%	16%	35%	
Motion for Judgment	3	1	-	3	1	-	8	87	36	139
	2%	1%	0%	2%	1%	0%	6%	63%	26%	
Detinue	1	27	6	2	2	2	1	20	26	87
	1%	31%	7%	2%	2%	2%	1%	23%	30%	
Other	1	13	5	4	-	-	14	13	13	63
	2%	21%	8%	6%	0%	0%	22%	21%	21%	
Bond Forfeiture	5	7	-	-	-	-	-	23	2	37
	14%	19%	0%	0%	0%	0%	0%	62%	5%	
Capias	-	3	-	-	-	-	25	6	2	36
	0%	8%	0%	0%	0%	0%	69%	17%	6%	
Zoning Viol	-	-	-	-	-	-	-	-	31	31
	0%	0%	0%	0%	0%	0%	0%	0%	100%	
Overweight	-	1	-	-	-	-	20	-	2	23
	0%	4%	0%	0%	0%	0%	87%	0%	9%	
Tenants Assertion	-	2	-	1	-	1	1	6	1	12
	0%	17%	0%	8%	0%	8%	8%	50%	8%	
Petition-Restore Arms	1	2	-	-	1	-	-	1	4	9
	11%	22%	0%	0%	11%	0%	0%	11%	44%	
Counter Claim	1	-	-	-	-	-	-	2	1	4
	25%	0%	0%	0%	0%	0%	0%	50%	25%	
Third Party Claim	-	-	-	-	-	-	-	1	1	2
	0%	0%	0%	0%	0%	0%	0%	50%	50%	
Total	227	1,883	226	1,187	295	272	2,299	4,492	4,140	15,021
	2%	13%	2%	8%	2%	2%	15%	30%	28%	
Total	1,386	13,819	4,772	3,698	1,463	1,328	10,283	18,152	18,912	73,813
	2%	19%	6%	5%	2%	2%	14%	25%	26%	

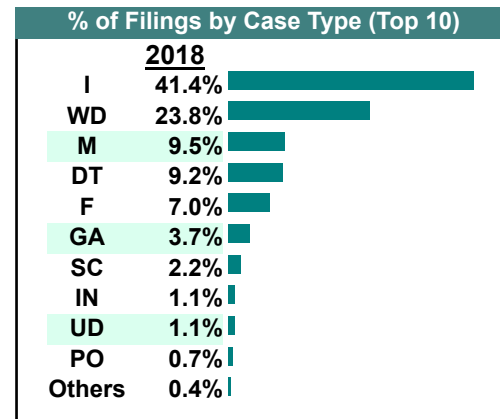
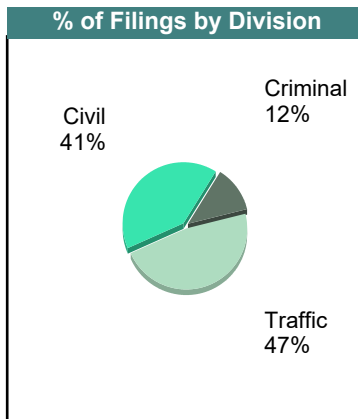
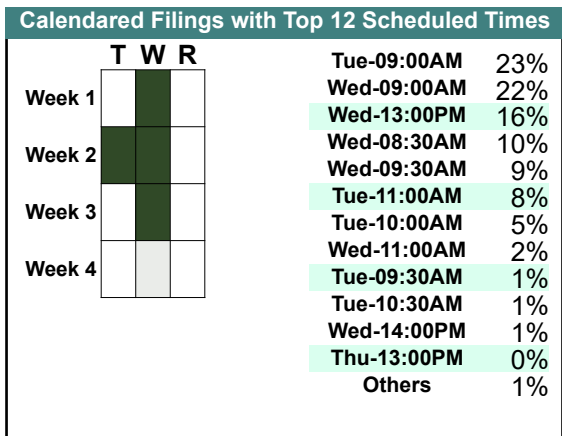
CASELOAD STATISTICS OF THE GENERAL DISTRICT COURTS

December 2018

Appomattox

District: 10

		<u>Filings</u>	<u>Hearings</u>	<u>Transactions</u>	<u>Concluded</u>	<u>Cont</u>
<u>Criminal</u>						
Capias	CA	1	1	1	1	-
Civil Violation	CV	0	1	1	0	1
Felony	F	19	66	66	24	42
Misdemeanor	M	10	54	55	19	36
Show Cause	SC	3	10	10	2	8
Criminal Total		33	132	133	46	87
<u>Traffic</u>						
Felony	F	0	1	1	0	1
Infraction	I	113	103	146	114	32
Misdemeanor	M	16	39	39	10	29
Show Cause	SC	0	1	1	1	-
Traffic Total		129	144	187	125	62
<u>Civil</u>						
Capias	CA	0	1	1	0	1
Detinue	DT	25	36	42	14	28
Garnishment	GA	10	1	12	11	1
Interrogatory	IN	3	3	8	5	3
Protective Order	PO	2	1	3	2	1
Prelim Prot Order	PP	0	2	2	0	-
Show Cause	SC	3	2	6	4	2
Unlawful Detainer	UD	3	2	4	3	1
Warrant in Debt	WD	65	67	81	60	21
Civil Total		111	115	159	99	58
Appomattox Totals		273	391	479	270	207



CASELOAD STATISTICS OF THE GENERAL DISTRICT COURTS

November 2018

Appomattox

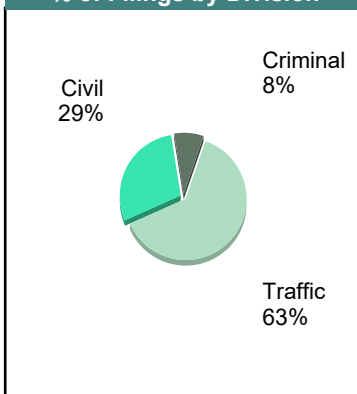
District: 10

		<u>Filings</u>	<u>Hearings</u>	<u>Transactions</u>	<u>Concluded</u>	<u>Cont</u>
<u>Criminal</u>						
Capias	CA	0	5	5	3	2
Civil Violation	CV	1	1	1	0	1
Felony	F	5	12	13	2	11
Misdemeanor	M	19	72	72	25	47
Show Cause	SC	2	5	5	2	3
Criminal Total		27	95	96	32	64
<u>Traffic</u>						
Capias	CA	0	1	1	1	-
Felony	F	1	1	1	0	1
Infraction	I	182	161	238	174	64
Misdemeanor	M	35	73	73	29	44
Show Cause	SC	1	2	2	1	1
Traffic Total		219	238	315	205	110
<u>Civil</u>						
Abstract	AJ	1	0	1	1	-
Admin License	AL	2	0	2	2	-
Bond Forfeiture	BF	0	0	1	1	-
Capias	CA	0	1	1	0	1
Detinue	DT	32	35	43	21	22
Garnishment	GA	14	3	19	16	3
Interrogatory	IN	1	3	4	1	3
Protective Order	PO	1	0	5	5	-
Prelim Prot Order	PP	2	0	2	2	-
Petition-Restore Arms	PR	0	0	1	1	-
Show Cause	SC	1	1	2	1	1
Unlawful Detainer	UD	6	9	10	8	2
Warrant in Debt	WD	41	41	45	35	10
Civil Total		101	93	136	94	42
Appomattox Totals		347	426	547	331	216

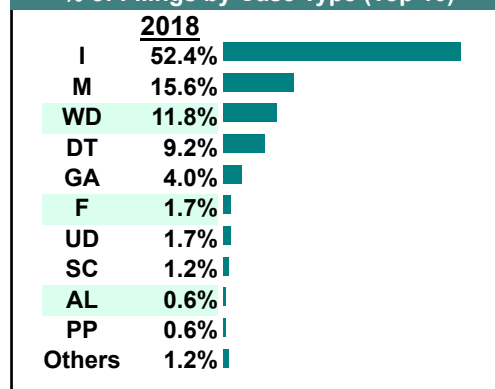
Calendared Filings with Top 12 Scheduled Times

	T	W	R		
Week 1				Wed-09:00AM	33%
				Wed-13:00PM	27%
Week 2				Tue-09:00AM	11%
				Tue-11:00AM	11%
Week 3				Wed-08:30AM	4%
				Wed-09:45AM	3%
Week 4				Tue-10:00AM	2%
				Wed-09:30AM	2%
				Thu-13:00PM	1%
				Wed-10:30AM	1%
				Thu-08:30AM	1%
				Tue-10:30AM	1%
				Others	3%

% of Filings by Division



% of Filings by Case Type (Top 10)



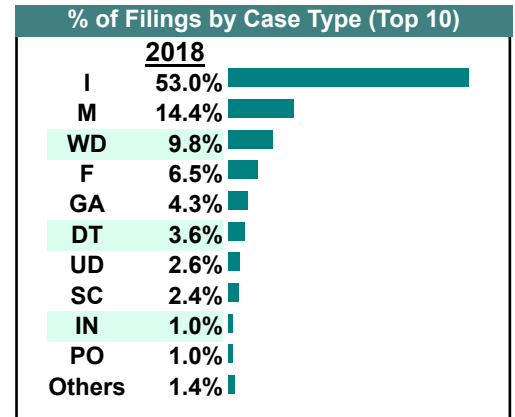
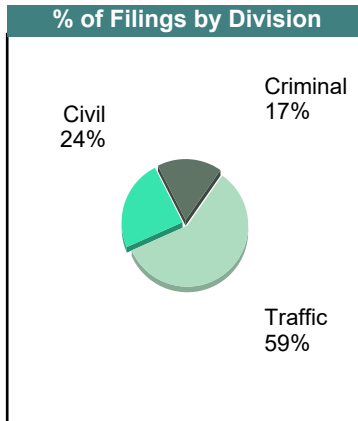
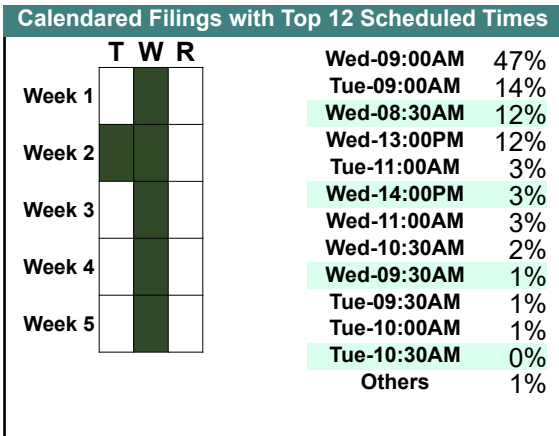
CASELOAD STATISTICS OF THE GENERAL DISTRICT COURTS

October 2018

Appomattox

District: 10

		<u>Filings</u>	<u>Hearings</u>	<u>Transactions</u>	<u>Concluded</u>	<u>Cont</u>
<u>Criminal</u>						
Capias	CA	1	6	6	1	5
Felony	F	27	55	56	3	53
Misdemeanor	M	37	97	97	20	77
Show Cause	SC	7	14	14	4	10
Criminal Total		72	172	173	28	145
<u>Traffic</u>						
Capias	CA	0	2	2	1	1
Felony	F	0	1	1	0	1
Infraction	I	221	190	289	242	47
Misdemeanor	M	23	64	64	30	34
Show Cause	SC	0	2	2	1	1
Traffic Total		244	259	358	274	84
<u>Civil</u>						
Admin License	AL	1	0	1	1	-
Bond Forfeiture	BF	0	1	1	0	1
Capias	CA	1	1	1	0	1
Detinue	DT	15	20	24	15	9
Garnishment	GA	18	6	25	19	5
Impoundment	IM	1	0	1	1	-
Interrogatory	IN	4	3	8	5	3
Other	OT	1	0	1	1	-
Protective Order	PO	4	5	6	1	5
Prelim Prot Order	PP	1	0	1	1	-
Show Cause	SC	3	2	6	4	2
Unlawful Detainer	UD	11	10	13	10	3
Warrant in Debt	WD	41	48	54	44	10
Civil Total		101	96	142	102	39
Appomattox Totals		417	527	673	404	268



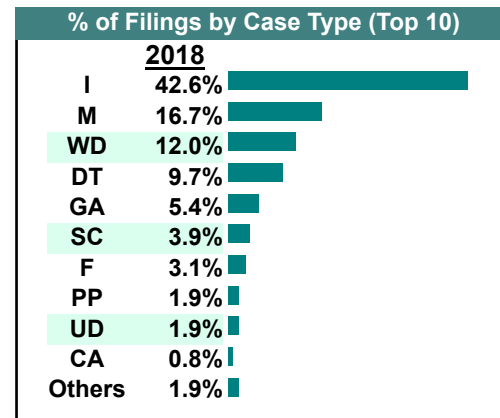
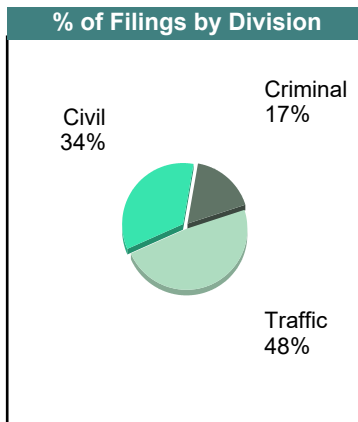
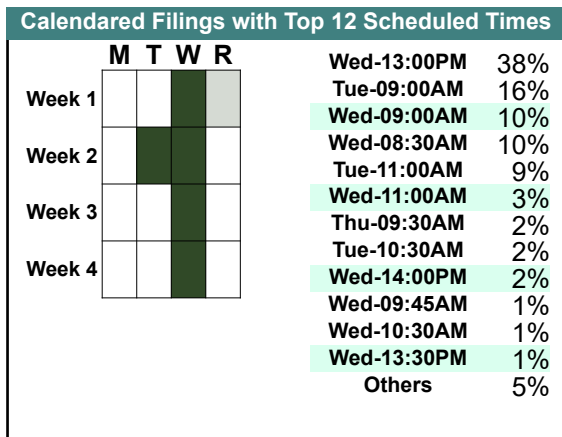
CASELOAD STATISTICS OF THE GENERAL DISTRICT COURTS

September 2018

Appomattox

District: 10

		<u>Filings</u>	<u>Hearings</u>	<u>Transactions</u>	<u>Concluded</u>	<u>Cont</u>
<u>Criminal</u>						
Capias	CA	2	7	7	1	6
Felony	F	8	20	21	5	16
Misdemeanor	M	30	74	75	25	50
Show Cause	SC	4	5	5	2	3
Criminal Total		44	106	108	33	75
<u>Traffic</u>						
Felony	F	0	1	1	1	-
Infraction	I	110	98	148	118	30
Misdemeanor	M	13	46	46	19	27
Show Cause	SC	2	2	2	0	2
Traffic Total		125	147	197	138	59
<u>Civil</u>						
Abstract	AJ	1	0	1	1	-
Bond Forfeiture	BF	1	1	1	0	1
Detinue	DT	25	23	26	19	7
Garnishment	GA	14	3	15	12	3
Interrogatory	IN	1	2	4	2	2
Other	OT	0	1	1	0	1
Protective Order	PO	2	2	4	2	2
Prelim Prot Order	PP	5	1	6	5	-
Petition-Restore Arms	PR	0	1	1	0	1
Show Cause	SC	4	1	4	3	1
Unlawful Detainer	UD	5	4	6	5	1
Warrant in Debt	WD	31	36	42	30	12
Civil Total		89	75	111	79	31
Appomattox Totals		258	328	416	250	165



CASELOAD STATISTICS OF THE GENERAL DISTRICT COURTS

August 2018

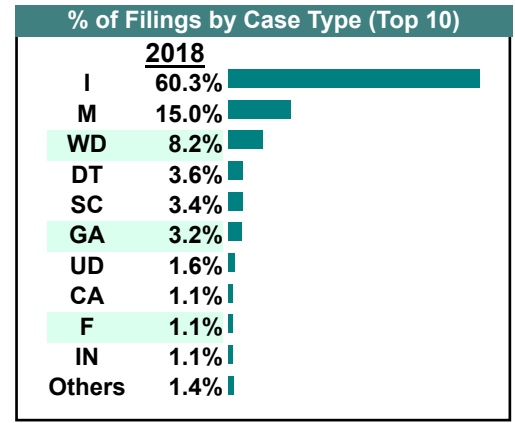
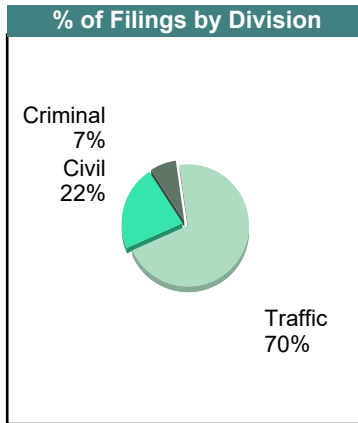
Appomattox

District: 10

		<u>Filings</u>	<u>Hearings</u>	<u>Transactions</u>	<u>Concluded</u>	<u>Cont</u>
<u>Criminal</u>						
Capias	CA	1	3	3	1	2
Felony	F	5	33	35	5	30
Misdemeanor	M	31	89	94	31	63
Show Cause	SC	3	8	8	2	6
Criminal Total		40	133	140	39	101
<u>Traffic</u>						
Capias	CA	2	2	2	0	2
Felony	F	1	2	3	1	2
Infraction	I	337	281	407	319	88
Misdemeanor	M	53	110	110	52	58
Show Cause	SC	1	1	1	1	-
Traffic Total		394	396	523	373	150
<u>Civil</u>						
Abstract	AJ	1	0	1	1	-
Admin License	AL	1	0	1	1	-
Capias	CA	3	1	3	2	1
Detinue	DT	20	21	25	16	9
Garnishment	GA	18	7	25	18	7
Impoundment	IM	2	0	2	2	-
Interrogatory	IN	6	6	26	20	6
Other	OT	1	0	2	2	-
Protective Order	PO	1	1	2	1	1
Prelim Prot Order	PP	2	0	2	2	-
Petition-Restore Arms	PR	0	1	1	0	1
Show Cause	SC	15	4	21	17	4
Unlawful Detainer	UD	9	12	13	10	3
Warrant in Debt	WD	46	49	60	48	12
Civil Total		125	102	184	140	44
Appomattox Totals		559	631	847	552	295

Calendared Filings with Top 12 Scheduled Times				
	M	T	W	R
Week 1				
Week 2				
Week 3				
Week 4				
Week 5				

Wed-09:00AM	30%
Wed-13:00PM	22%
Wed-09:45AM	21%
Tue-09:00AM	13%
Tue-11:00AM	3%
Wed-08:30AM	2%
Wed-11:00AM	1%
Tue-10:30AM	1%
Tue-10:00AM	1%
Tue-13:30PM	1%
Wed-13:30PM	1%
Thu-09:00AM	1%
Others	4%



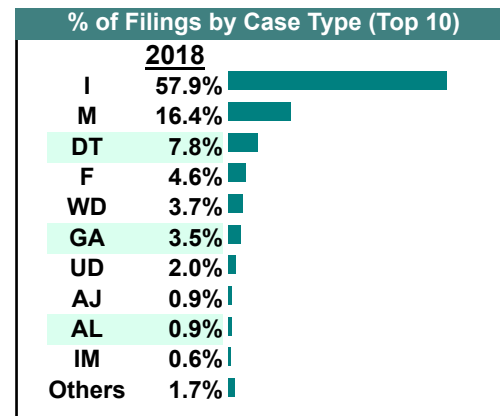
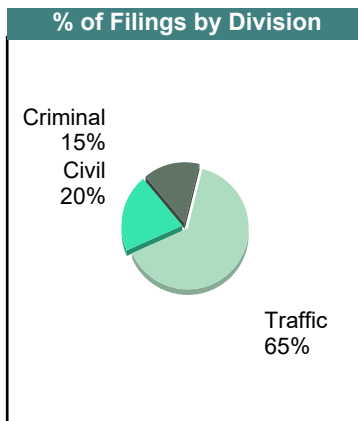
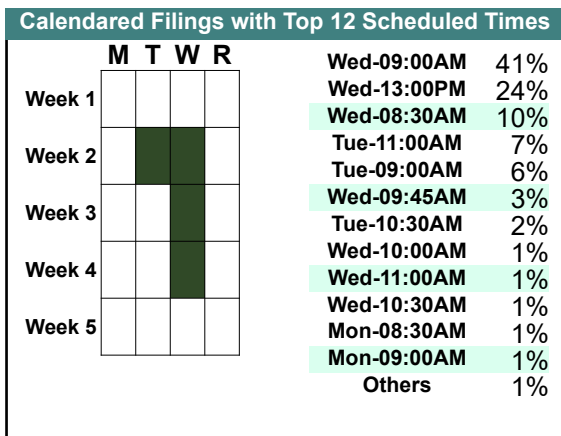
CASELOAD STATISTICS OF THE GENERAL DISTRICT COURTS

July 2018

Appomattox

District: 10

		<u>Filings</u>	<u>Hearings</u>	<u>Transactions</u>	<u>Concluded</u>	<u>Cont</u>
<u>Criminal</u>						
Capias	CA	1	2	2	0	2
Felony	F	16	34	41	13	28
Misdemeanor	M	34	88	88	38	50
Show Cause	SC	1	3	3	0	3
Criminal Total		52	127	134	51	83
<u>Traffic</u>						
Capias	CA	0	1	1	1	-
Felony	F	0	2	2	0	2
Infraction	I	201	177	248	201	47
Misdemeanor	M	23	58	58	29	29
Traffic Total		224	238	309	231	78
<u>Civil</u>						
Abstract	AJ	3	0	3	3	-
Admin License	AL	3	0	3	3	-
Detinue	DT	27	17	28	25	3
Garnishment	GA	12	1	13	12	1
Impoundment	IM	2	0	2	2	-
Other	OT	1	0	1	1	-
Protective Order	PO	1	1	4	3	1
Prelim Prot Order	PP	1	0	1	1	-
Petition-Restore Arms	PR	1	1	1	0	1
Unlawful Detainer	UD	7	7	10	6	4
Warrant in Debt	WD	13	19	21	15	6
Civil Total		71	46	87	71	16
Appomattox Totals		347	411	530	353	177



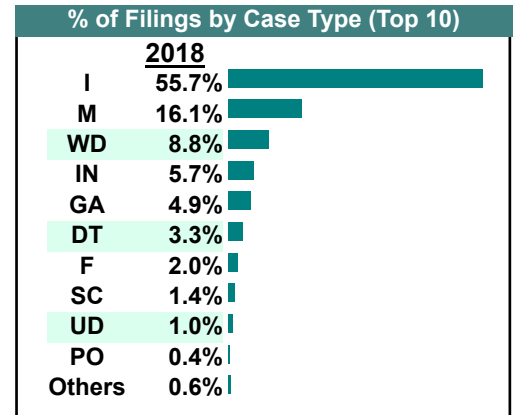
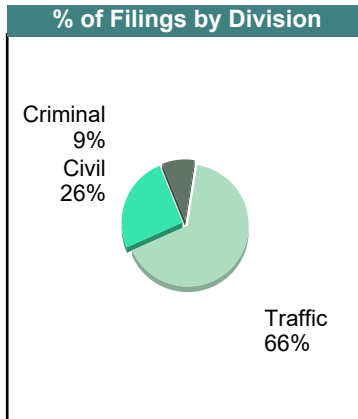
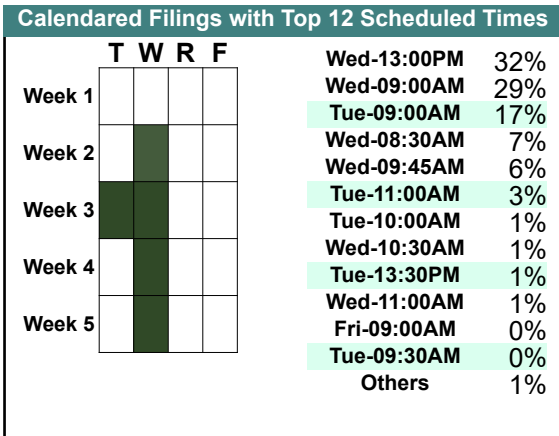
CASELOAD STATISTICS OF THE GENERAL DISTRICT COURTS

June 2018

Appomattox

District: 10

		<u>Filings</u>	<u>Hearings</u>	<u>Transactions</u>	<u>Concluded</u>	<u>Cont</u>
<u>Criminal</u>						
Capias	CA	0	12	12	6	6
Felony	F	8	36	43	25	18
Misdemeanor	M	34	79	82	33	49
Show Cause	SC	1	8	8	4	4
Criminal Total		43	135	145	68	77
<u>Traffic</u>						
Capias	CA	1	2	2	1	1
Felony	F	2	3	4	2	2
Infraction	I	273	174	317	265	52
Misdemeanor	M	45	84	84	37	47
Show Cause	SC	1	2	2	2	-
Traffic Total		322	265	409	307	102
<u>Civil</u>						
Admin License	AL	1	0	1	1	-
Detinue	DT	16	12	19	14	5
Garnishment	GA	24	6	25	19	6
Interrogatory	IN	28	17	33	16	17
Protective Order	PO	2	4	5	1	4
Prelim Prot Order	PP	1	0	1	1	-
Show Cause	SC	5	1	5	4	1
Unlawful Detainer	UD	5	4	6	5	1
Warrant in Debt	WD	43	45	56	44	12
Civil Total		125	89	151	105	46
Appomattox Totals		490	489	705	480	225



CASELOAD STATISTICS OF THE GENERAL DISTRICT COURTS


May 2018

Appomattox

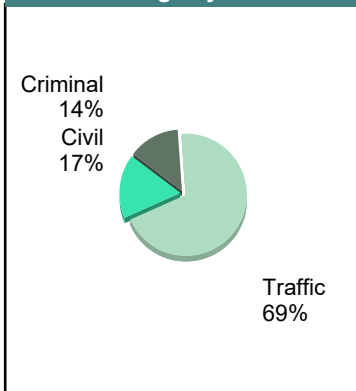
District: 10

		<u>Filings</u>	<u>Hearings</u>	<u>Transactions</u>	<u>Concluded</u>	<u>Cont</u>
<u>Criminal</u>						
Capias	CA	4	5	5	0	5
Civil Violation	CV	0	1	1	1	-
Felony	F	10	36	43	17	26
Misdemeanor	M	39	100	101	45	56
Show Cause	SC	9	18	18	9	9
Criminal Total		62	160	168	72	96
<u>Traffic</u>						
Capias	CA	1	1	1	1	-
Felony	F	0	1	2	1	1
Infraction	I	281	245	342	272	70
Misdemeanor	M	31	76	76	32	44
Show Cause	SC	1	3	3	1	2
Traffic Total		314	326	424	307	117
<u>Civil</u>						
Admin License	AL	2	0	2	2	-
Capias	CA	0	1	2	1	1
Detinue	DT	1	4	6	4	2
Garnishment	GA	19	3	21	18	3
Impoundment	IM	2	0	2	2	-
Interrogatory	IN	0	7	8	1	7
Other	OT	2	1	3	2	1
Protective Order	PO	4	6	10	4	6
Prelim Prot Order	PP	5	0	5	5	-
Show Cause	SC	1	6	7	2	5
Unlawful Detainer	UD	8	8	10	7	3
Warrant in Debt	WD	32	40	47	37	10
Civil Total		76	76	123	85	38
Appomattox Totals		452	562	715	464	251

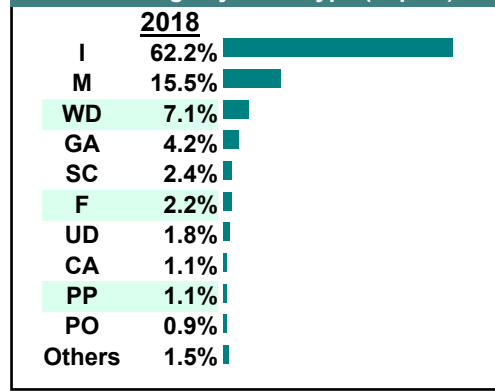
Calendared Filings with Top 12 Scheduled Times



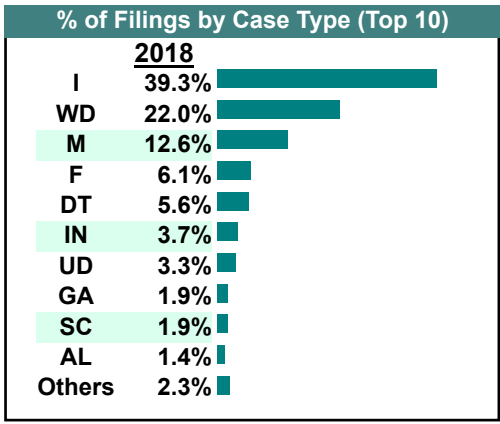
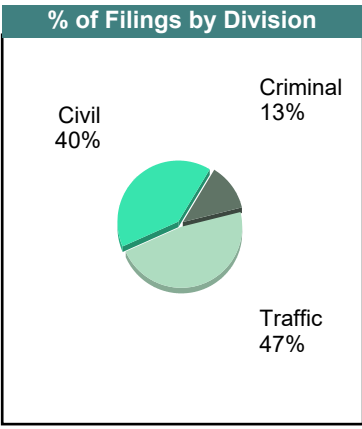
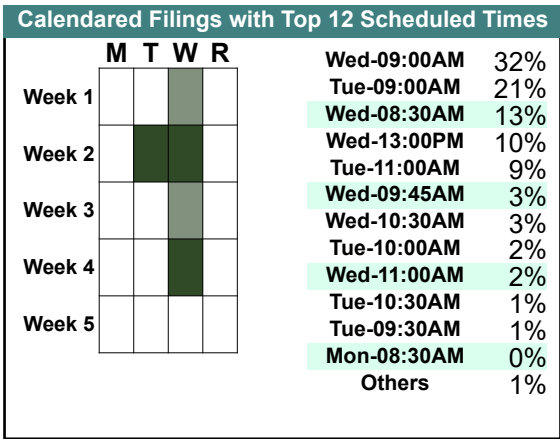
% of Filings by Division



% of Filings by Case Type (Top 10)



		<u>Filings</u>	<u>Hearings</u>	<u>Transactions</u>	<u>Concluded</u>	<u>Cont</u>
<u>Criminal</u>						
Capias	CA	1	4	4	1	3
Civil Violation	CV	1	2	2	1	1
Felony	F	11	35	35	11	24
Misdemeanor	M	12	65	65	23	42
Show Cause	SC	2	4	4	3	1
Criminal Total		27	110	110	39	71
<u>Traffic</u>						
Felony	F	2	2	3	1	2
Infraction	I	84	128	171	142	29
Misdemeanor	M	15	51	51	21	30
Traffic Total		101	181	225	164	61
<u>Civil</u>						
Admin License	AL	3	0	3	3	-
Capias	CA	1	1	1	0	1
Detinue	DT	12	12	18	13	5
Garnishment	GA	4	0	5	5	-
Impoundment	IM	1	0	1	1	-
Interrogatory	IN	8	6	11	5	6
Other	OT	0	1	1	0	1
Protective Order	PO	0	0	1	1	-
Prelim Prot Order	PP	1	0	1	1	-
Show Cause	SC	2	0	3	3	-
Unlawful Detainer	UD	7	7	8	7	1
Warrant in Debt	WD	47	54	70	55	15
Civil Total		86	81	123	94	29
Appomattox Totals		214	372	458	297	161



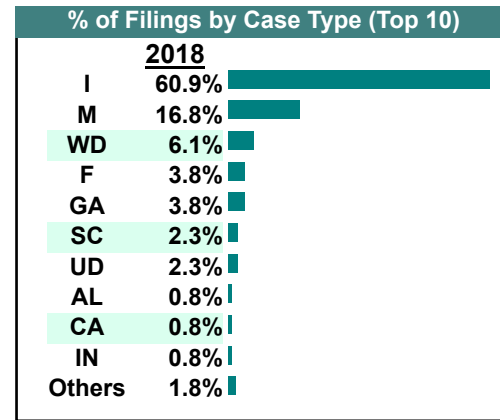
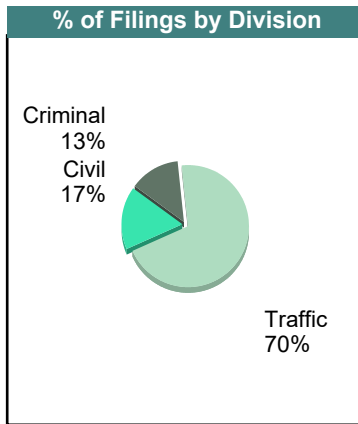
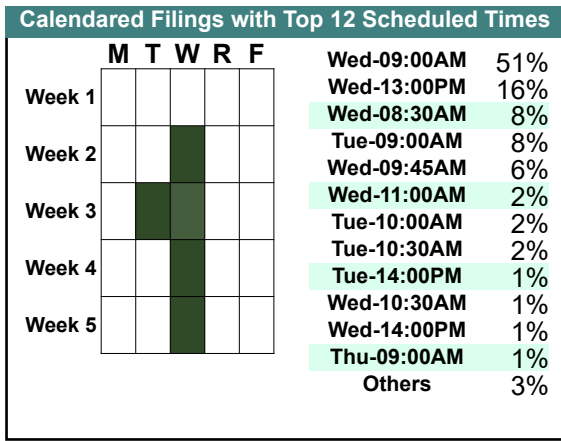
CASELOAD STATISTICS OF THE GENERAL DISTRICT COURTS

March 2018

Appomattox

District: 10

		<u>Filings</u>	<u>Hearings</u>	<u>Transactions</u>	<u>Concluded</u>	<u>Cont</u>
<u>Criminal</u>						
Capias	CA	2	8	8	2	6
Civil Violation	CV	0	1	1	0	1
Felony	F	15	49	53	16	37
Misdemeanor	M	32	66	68	17	51
Show Cause	SC	3	8	8	1	7
Criminal Total		52	132	138	36	102
<u>Traffic</u>						
Capias	CA	1	2	2	1	1
Felony	F	0	3	4	3	1
Infraction	I	240	205	287	195	92
Misdemeanor	M	34	81	81	38	43
Show Cause	SC	1	1	1	1	-
Traffic Total		276	292	375	238	137
<u>Civil</u>						
Admin License	AL	3	0	3	3	-
Detinue	DT	2	7	8	1	7
Garnishment	GA	15	1	16	15	1
Impoundment	IM	1	0	1	1	-
Interrogatory	IN	3	8	9	1	8
Other	OT	1	1	2	1	1
Protective Order	PO	2	1	2	1	1
Prelim Prot Order	PP	1	0	1	1	-
Show Cause	SC	5	6	6	0	6
Unlawful Detainer	UD	9	7	10	8	2
Warrant in Debt	WD	24	26	30	17	13
Civil Total		66	57	88	49	39
Appomattox Totals		394	481	601	323	278



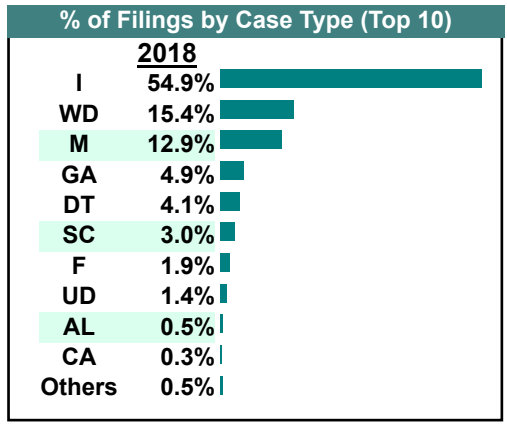
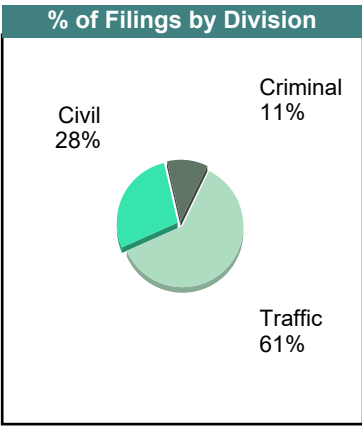
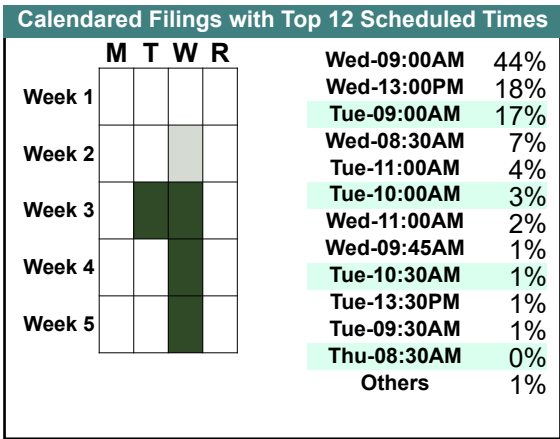
CASELOAD STATISTICS OF THE GENERAL DISTRICT COURTS

February 2018

Appomattox

District: 10

		<u>Filings</u>	<u>Hearings</u>	<u>Transactions</u>	<u>Concluded</u>	<u>Cont</u>
<u>Criminal</u>						
Capias	CA	1	5	5	2	3
Civil Violation	CV	0	1	1	0	1
Felony	F	7	30	34	11	23
Misdemeanor	M	26	72	72	32	40
Show Cause	SC	6	13	13	8	5
Criminal Total		40	121	125	53	72
<u>Traffic</u>						
Capias	CA	0	2	2	1	1
Civil Violation	CV	0	1	1	1	-
Felony	F	0	1	2	1	1
Infraction	I	200	257	343	277	66
Misdemeanor	M	21	70	70	35	35
Show Cause	SC	1	3	3	2	1
Traffic Total		222	334	421	317	104
<u>Civil</u>						
Admin License	AL	2	0	2	2	-
Detinue	DT	15	11	18	12	6
Garnishment	GA	18	1	20	19	1
Interrogatory	IN	1	2	6	4	2
Protective Order	PO	0	2	2	0	2
Prelim Prot Order	PP	1	0	1	1	-
Show Cause	SC	4	1	6	5	1
Unlawful Detainer	UD	5	4	7	6	1
Warrant in Debt	WD	56	59	66	52	14
Civil Total		102	80	128	101	27
Appomattox Totals		364	535	674	471	203



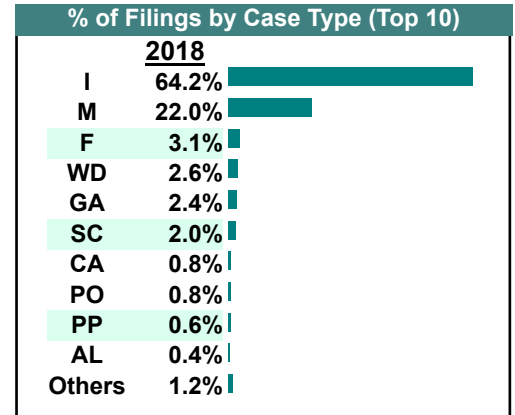
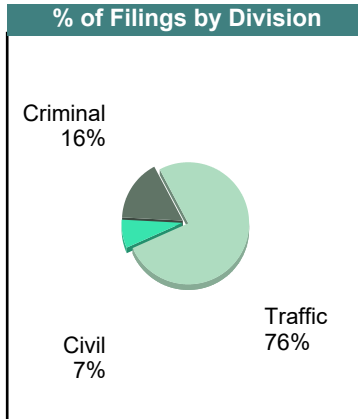
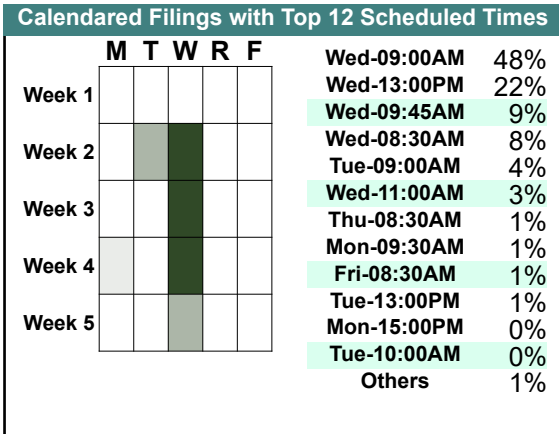
CASELOAD STATISTICS OF THE GENERAL DISTRICT COURTS

January 2018

Appomattox

District: 10

		Filings	Hearings	Transactions	Concluded	Cont
<u>Criminal</u>						
Capias	CA	3	10	10	2	8
Civil Violation	CV	1	1	1	0	1
Felony	F	14	44	48	6	42
Misdemeanor	M	58	128	128	46	82
Show Cause	SC	7	15	15	5	10
Criminal Total		83	198	202	59	143
<u>Traffic</u>						
Capias	CA	1	2	2	1	1
Civil Violation	CV	1	1	1	0	1
Felony	F	2	7	7	0	7
Infraction	I	327	305	408	219	189
Misdemeanor	M	54	131	131	20	111
Show Cause	SC	3	6	6	3	3
Traffic Total		388	452	555	243	312
<u>Civil</u>						
Admin License	AL	2	0	2	2	-
Detinue	DT	1	5	7	4	3
Garnishment	GA	12	0	12	12	-
Impoundment	IM	1	0	1	1	-
Protective Order	PO	4	3	6	3	3
Prelim Prot Order	PP	3	0	3	3	-
Unlawful Detainer	UD	2	5	7	6	1
Warrant in Debt	WD	13	16	25	17	8
Civil Total		38	29	63	48	15
Appomattox Totals		509	679	820	350	470



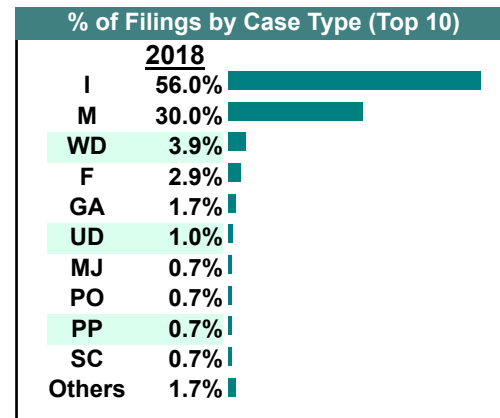
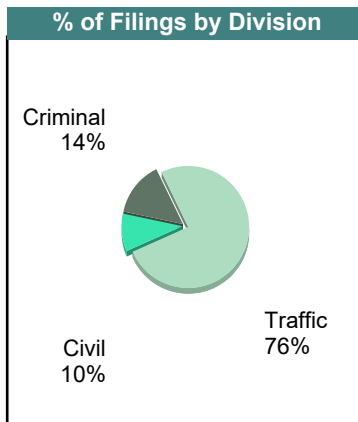

CASELOAD STATISTICS OF THE GENERAL DISTRICT COURTS

December 2018

Buckingham

District: 10

		<u>Filings</u>	<u>Hearings</u>	<u>Transactions</u>	<u>Concluded</u>	<u>Cont</u>
<u>Criminal</u>						
Capias	CA	0	3	3	0	3
Felony	F	12	44	44	6	36
Misdemeanor	M	47	104	106	43	61
Show Cause	SC	1	5	5	2	3
Criminal Total		60	156	158	51	103
<u>Traffic</u>						
Capias	CA	1	1	1	1	-
Civil Violation	CV	1	1	1	1	-
Felony	F	0	2	2	0	2
Infraction	I	232	243	318	240	77
Misdemeanor	M	77	153	154	86	68
Show Cause	SC	2	5	5	1	4
Traffic Total		313	405	481	329	151
<u>Civil</u>						
Admin License	AL	1	0	1	1	-
Detinue	DT	2	2	3	1	2
Garnishment	GA	7	4	9	5	-
Impoundment	IM	2	1	2	1	-
Interrogatory	IN	0	1	1	0	-
Motion for Judgment	MJ	3	3	3	1	2
Protective Order	PO	3	1	3	2	-
Prelim Prot Order	PP	3	1	5	4	1
Unlawful Detainer	UD	4	6	7	7	-
Warrant in Debt	WD	16	23	25	15	9
Civil Total		41	42	59	37	14
Buckingham Totals		414	603	698	417	268



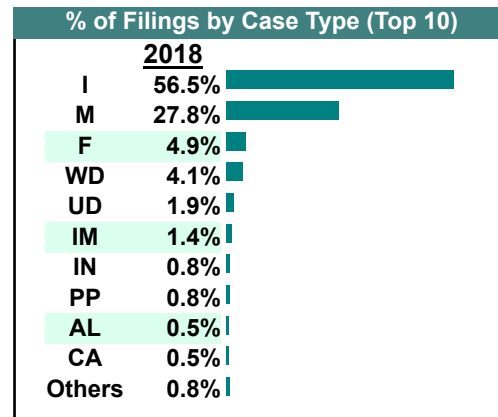
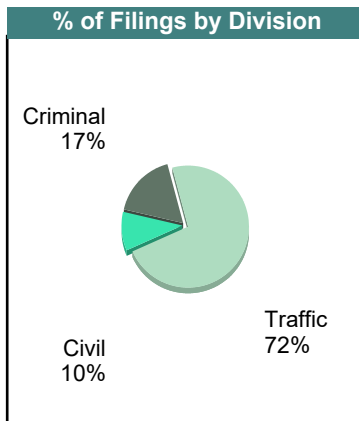
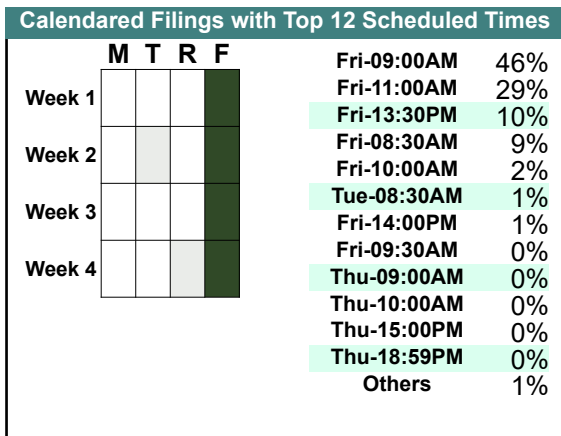
CASELOAD STATISTICS OF THE GENERAL DISTRICT COURTS

November 2018

Buckingham

District: 10

		<u>Filings</u>	<u>Hearings</u>	<u>Transactions</u>	<u>Concluded</u>	<u>Cont</u>
<u>Criminal</u>						
Capias	CA	2	4	4	1	3
Felony	F	17	27	27	3	24
Misdemeanor	M	45	79	79	10	69
Show Cause	SC	0	6	6	3	3
Criminal Total		64	116	116	17	99
<u>Traffic</u>						
Felony	F	1	1	1	0	1
Infraction	I	209	171	242	194	48
Misdemeanor	M	58	95	96	45	51
Show Cause	SC	0	2	2	0	2
Traffic Total		268	269	341	239	102
<u>Civil</u>						
Admin License	AL	2	1	2	1	-
Detinue	DT	1	1	1	0	1
Garnishment	GA	2	1	4	3	-
Impoundment	IM	5	0	5	5	-
Interrogatory	IN	3	4	4	0	4
Prelim Prot Order	PP	3	6	7	1	6
Unlawful Detainer	UD	7	8	9	5	4
Warrant in Debt	WD	15	24	25	11	14
Civil Total		38	45	57	26	29
Buckingham Totals		370	430	514	282	230



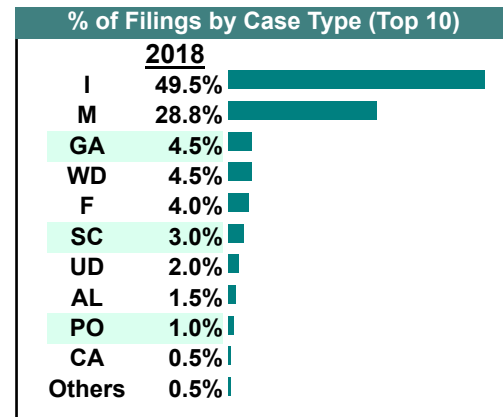
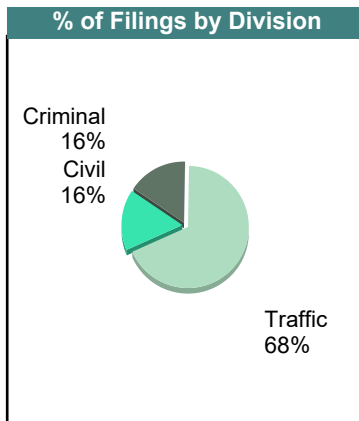
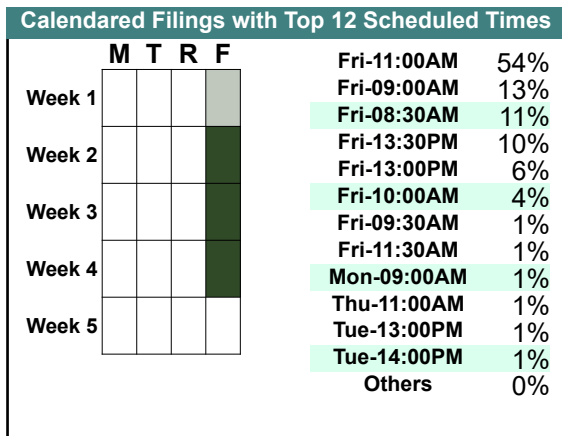
CASELOAD STATISTICS OF THE GENERAL DISTRICT COURTS

October 2018

Buckingham

District: 10

		<u>Filings</u>	<u>Hearings</u>	<u>Transactions</u>	<u>Concluded</u>	<u>Cont</u>
<u>Criminal</u>						
Capias	CA	1	1	1	0	1
Felony	F	8	18	18	3	15
Misdemeanor	M	21	68	68	19	46
Show Cause	SC	1	4	4	1	3
Criminal Total		31	91	91	23	65
<u>Traffic</u>						
Felony	F	0	2	2	0	2
Infraction	I	98	127	157	77	77
Misdemeanor	M	36	93	93	22	71
Show Cause	SC	1	2	2	1	1
Traffic Total		135	224	254	100	151
<u>Civil</u>						
Admin License	AL	3	1	3	2	-
Garnishment	GA	9	1	9	8	1
Interrogatory	IN	1	0	5	5	-
Protective Order	PO	2	0	2	2	-
Prelim Prot Order	PP	0	1	2	1	-
Show Cause	SC	4	0	4	4	-
Unlawful Detainer	UD	4	5	6	4	2
Warrant in Debt	WD	9	19	25	15	10
Civil Total		32	27	56	41	13
Buckingham Totals		198	342	401	164	229



CASELOAD STATISTICS OF THE GENERAL DISTRICT COURTS

September 2018

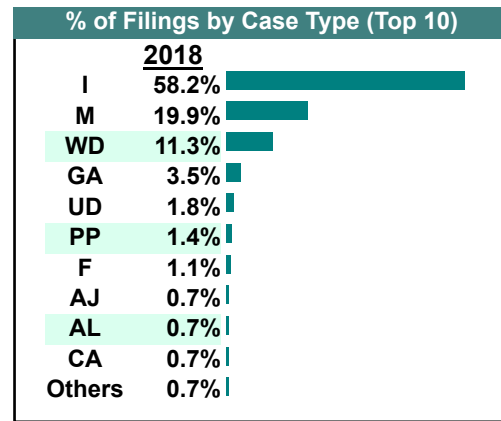
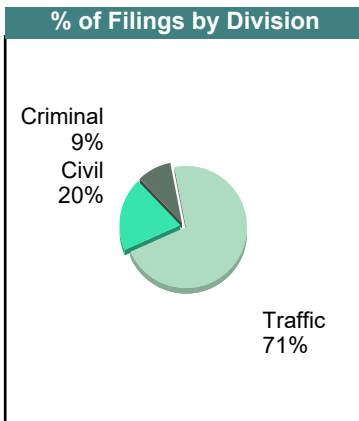
Buckingham

District: 10

		<u>Filings</u>	<u>Hearings</u>	<u>Transactions</u>	<u>Concluded</u>	<u>Cont</u>
<u>Criminal</u>						
Capias	CA	2	3	3	1	2
Civil Violation	CV	0	1	1	1	-
Felony	F	2	23	23	16	7
Misdemeanor	M	21	70	70	29	41
Show Cause	SC	1	12	12	6	6
Criminal Total		26	109	109	53	56
<u>Traffic</u>						
Felony	F	1	1	1	0	1
Infraction	I	164	184	247	195	52
Misdemeanor	M	35	119	119	58	60
Show Cause	SC	1	5	5	2	3
Traffic Total		201	309	372	255	116
<u>Civil</u>						
Abstract	AJ	2	0	2	2	-
Admin License	AL	2	0	2	2	-
Detinue	DT	0	1	2	2	-
Garnishment	GA	10	2	11	9	2
Interrogatory	IN	0	1	1	0	1
Protective Order	PO	0	0	2	2	-
Prelim Prot Order	PP	4	4	4	0	3
Unlawful Detainer	UD	5	6	6	4	2
Warrant in Debt	WD	32	42	50	34	16
Civil Total		55	56	80	55	24
Buckingham Totals		282	474	561	363	196

Calendared Filings with Top 12 Scheduled Times			
	M	T	F
Week 1			
Week 2			
Week 3			
Week 4			

Fri-11:00AM	50%
Fri-09:00AM	25%
Fri-13:30PM	17%
Fri-08:30AM	4%
Fri-10:00AM	2%
Fri-13:00PM	0%
Fri-14:00PM	0%
Fri-14:30PM	0%
Mon-09:00AM	0%
Mon-13:00PM	0%
Fri-09:30AM	0%
Fri-10:30AM	0%
Others	0%



CASELOAD STATISTICS OF THE GENERAL DISTRICT COURTS

August 2018

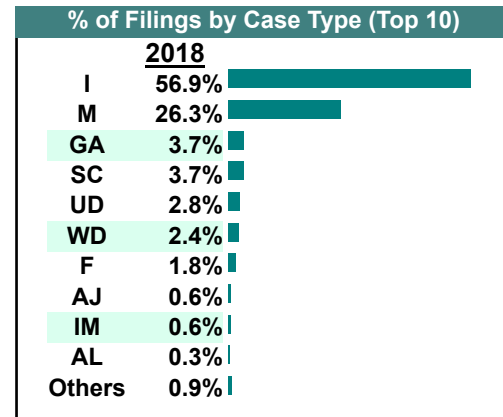
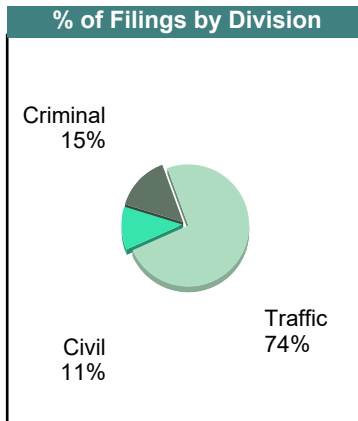
Buckingham

District: 10

		<u>Filings</u>	<u>Hearings</u>	<u>Transactions</u>	<u>Concluded</u>	<u>Cont</u>
<u>Criminal</u>						
Capias	CA	1	5	5	4	1
Felony	F	5	43	43	27	16
Misdemeanor	M	33	96	97	49	47
Show Cause	SC	9	14	14	3	11
Criminal Total		48	158	159	83	75
<u>Traffic</u>						
Felony	F	1	1	1	0	1
Infraction	I	186	189	249	182	66
Misdemeanor	M	53	108	109	45	64
Show Cause	SC	2	3	3	0	3
Traffic Total		242	301	362	227	134
<u>Civil</u>						
Abstract	AJ	2	0	2	2	-
Admin License	AL	1	0	1	1	-
Detinue	DT	1	3	5	3	2
Garnishment	GA	12	2	13	11	1
Impoundment	IM	2	0	2	2	-
Interrogatory	IN	0	1	2	1	1
Other	OT	0	0	1	1	-
Protective Order	PO	1	2	2	0	2
Show Cause	SC	1	0	1	1	-
Unlawful Detainer	UD	9	11	13	12	-
Warrant in Debt	WD	8	20	25	13	12
Civil Total		37	39	67	47	18
Buckingham Totals		327	498	588	357	227

Calendared Filings with Top 12 Scheduled Times					
	M	T	W	R	F
Week 1					
Week 2					
Week 3					
Week 4					
Week 5					

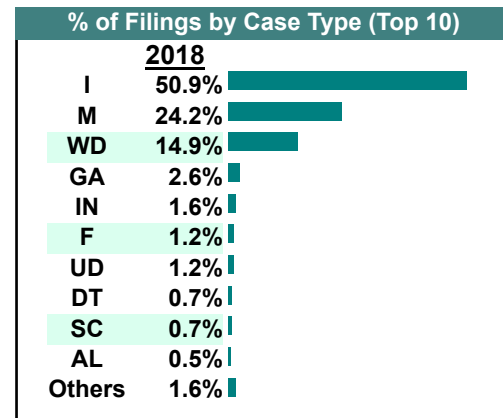
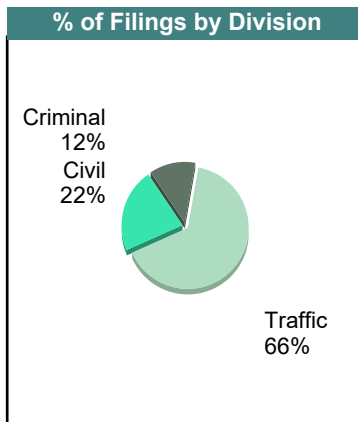
Fri-11:00AM	59%
Fri-09:00AM	13%
Fri-13:30PM	12%
Fri-08:30AM	9%
Fri-10:00AM	4%
Tue-09:00AM	1%
Fri-14:00PM	1%
Thu-11:00AM	1%
Mon-09:00AM	0%
Tue-11:00AM	0%
Wed-11:00AM	0%
Fri-09:30AM	0%
Others	0%



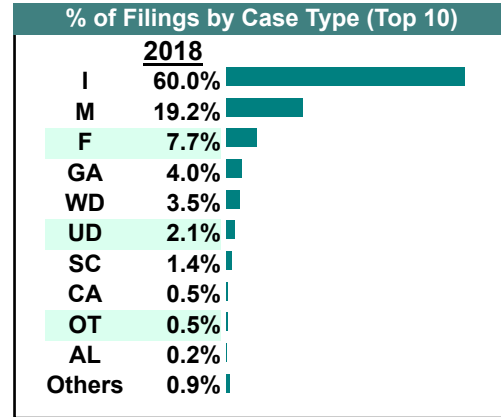
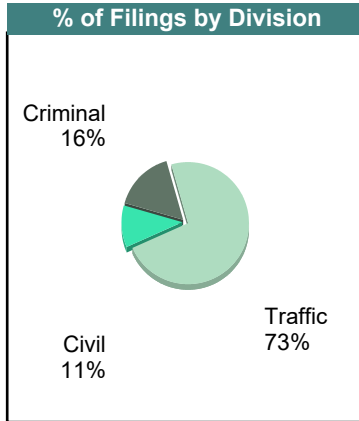
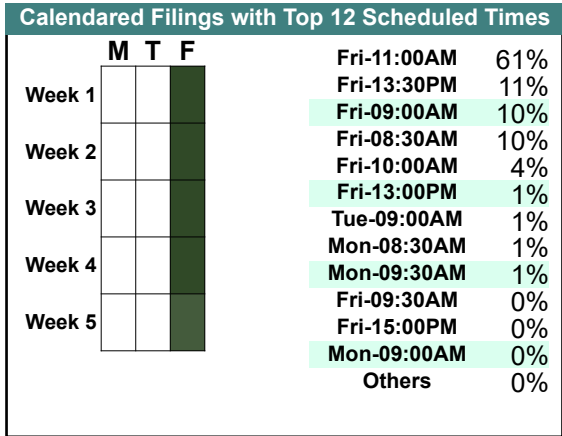
		<u>Filings</u>	<u>Hearings</u>	<u>Transactions</u>	<u>Concluded</u>	<u>Cont</u>
<u>Criminal</u>						
Capias	CA	2	4	4	0	4
Civil Violation	CV	0	1	1	0	1
Felony	F	5	27	27	12	15
Misdemeanor	M	42	88	89	33	56
Show Cause	SC	3	11	11	3	8
Criminal Total		52	131	132	48	84
<u>Traffic</u>						
Capias	CA	0	3	3	2	1
Civil Violation	CV	1	1	1	1	-
Infraction	I	219	208	266	185	81
Misdemeanor	M	62	101	101	49	52
Show Cause	SC	0	3	3	1	2
Traffic Total		282	316	374	238	136
<u>Civil</u>						
Abstract	AJ	1	0	1	1	-
Admin License	AL	2	0	2	2	-
Detinue	DT	3	2	3	1	2
Garnishment	GA	11	2	12	10	2
Impoundment	IM	1	0	1	1	-
Interrogatory	IN	7	6	7	1	6
Protective Order	PO	1	2	2	0	2
Prelim Prot Order	PP	1	0	1	1	-
Unlawful Detainer	UD	5	5	5	2	3
Warrant in Debt	WD	64	62	81	52	27
Civil Total		96	79	115	71	42
Buckingham Totals		430	526	621	357	262

Calendared Filings with Top 12 Scheduled Times				
	M	T	R	F
Week 1				
Week 2				
Week 3				
Week 4				

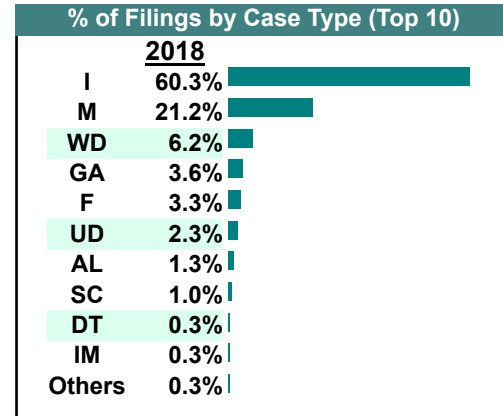
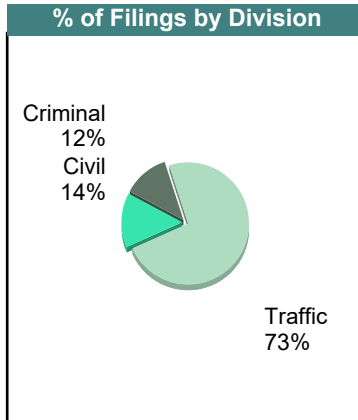
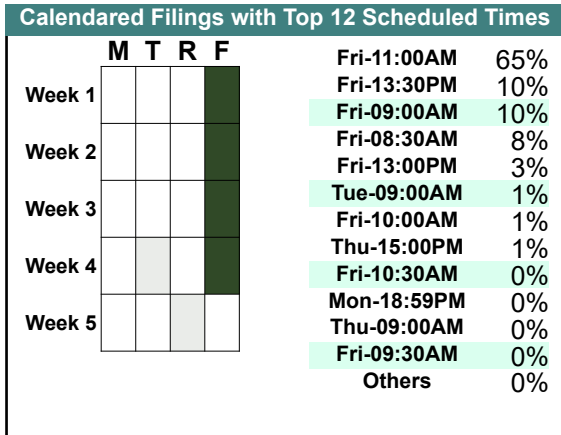
Fri-11:00AM	55%
Fri-13:30PM	24%
Fri-09:00AM	13%
Fri-08:30AM	5%
Fri-13:00PM	2%
Fri-09:30AM	0%
Fri-10:00AM	0%
Mon-08:30AM	0%
Mon-11:00AM	0%
Thu-09:00AM	0%
Tue-09:00AM	0%
Fri-09:15AM	0%
Others	0%



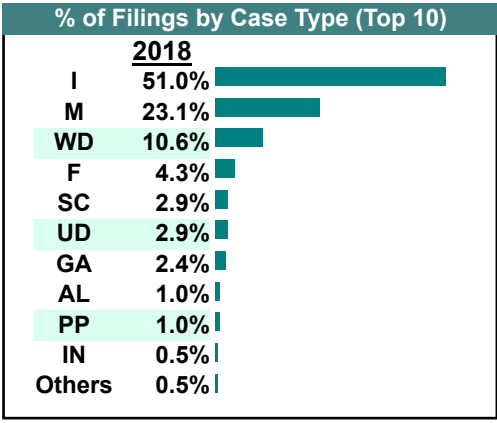
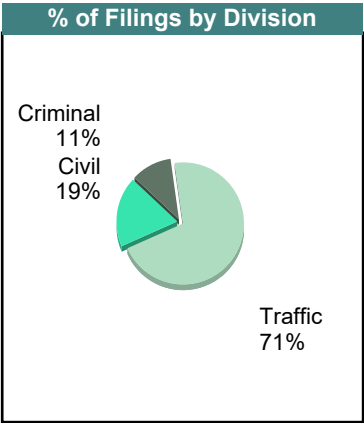
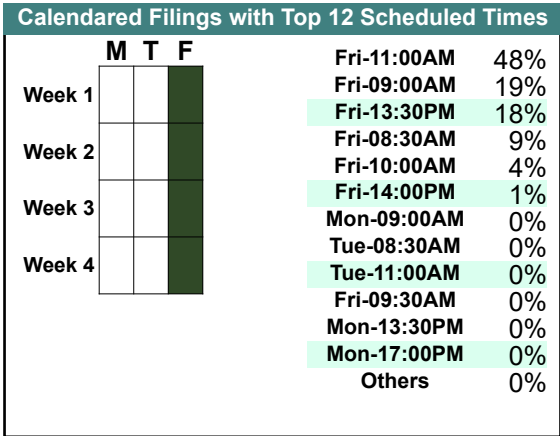
		<u>Filings</u>	<u>Hearings</u>	<u>Transactions</u>	<u>Concluded</u>	<u>Cont</u>
<u>Criminal</u>						
Capias	CA	1	4	4	2	2
Civil Violation	CV	1	2	2	0	2
Felony	F	33	67	67	14	53
Misdemeanor	M	32	74	74	17	57
Show Cause	SC	2	11	11	7	4
Criminal Total		69	158	158	40	118
<u>Traffic</u>						
Capias	CA	1	2	2	1	1
Infraction	I	256	234	337	281	56
Misdemeanor	M	50	121	121	59	62
Show Cause	SC	4	8	8	4	4
Traffic Total		311	365	468	345	123
<u>Civil</u>						
Admin License	AL	1	1	1	0	-
Detinue	DT	1	1	1	0	1
Garnishment	GA	17	5	21	16	2
Impoundment	IM	1	0	1	1	-
Other	OT	2	2	2	1	1
Protective Order	PO	1	0	1	1	-
Unlawful Detainer	UD	9	10	13	10	3
Warrant in Debt	WD	15	26	29	14	15
Civil Total		47	45	69	43	22
Buckingham Totals		427	568	695	428	263



		<u>Filings</u>	<u>Hearings</u>	<u>Transactions</u>	<u>Concluded</u>	<u>Cont</u>
<u>Criminal</u>						
Capias	CA	0	5	5	2	3
Felony	F	10	21	21	3	18
Misdemeanor	M	27	72	72	31	40
Show Cause	SC	1	12	12	6	6
Criminal Total		38	110	110	42	67
<u>Traffic</u>						
Capias	CA	0	1	1	0	1
Felony	F	0	1	1	1	-
Infraction	I	185	166	220	155	63
Misdemeanor	M	38	83	84	34	50
Show Cause	SC	2	4	4	2	2
Traffic Total		225	255	310	192	116
<u>Civil</u>						
Admin License	AL	4	1	4	3	-
Detinue	DT	1	1	1	0	1
Garnishment	GA	11	3	11	8	1
Impoundment	IM	1	0	1	1	-
Petition-Restore Arms	PR	1	1	1	0	-
Unlawful Detainer	UD	7	7	8	6	1
Warrant in Debt	WD	19	19	28	17	11
Civil Total		44	32	54	35	14
Buckingham Totals		307	397	474	269	197



		<u>Filings</u>	<u>Hearings</u>	<u>Transactions</u>	<u>Concluded</u>	<u>Cont</u>
<u>Criminal</u>						
Capias	CA	0	7	7	2	5
Felony	F	8	17	17	1	16
Misdemeanor	M	9	45	45	10	35
Show Cause	SC	5	17	17	3	14
Criminal Total		22	86	86	16	70
<u>Traffic</u>						
Capias	CA	0	2	2	0	2
Felony	F	1	2	2	1	1
Infraction	I	106	136	189	143	46
Misdemeanor	M	39	98	98	41	57
Show Cause	SC	1	2	2	1	1
Traffic Total		147	240	293	186	107
<u>Civil</u>						
Admin License	AL	2	0	2	2	-
Garnishment	GA	5	1	5	4	1
Interrogatory	IN	1	0	2	2	-
Motion for Judgment	MJ	0	0	1	1	-
Protective Order	PO	1	0	2	2	-
Prelim Prot Order	PP	2	0	2	2	-
Unlawful Detainer	UD	6	4	6	5	1
Warrant in Debt	WD	22	32	40	24	15
Civil Total		39	37	60	42	17
Buckingham Totals		208	363	439	244	194



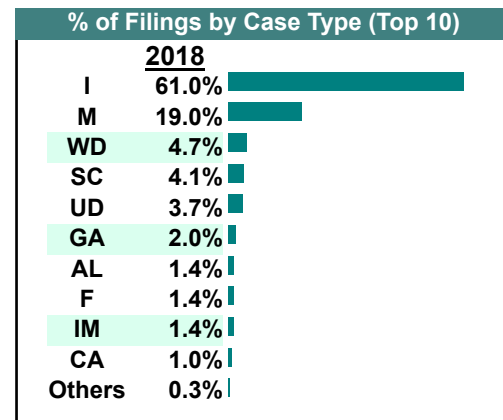
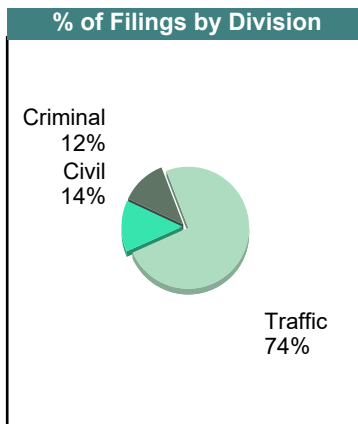
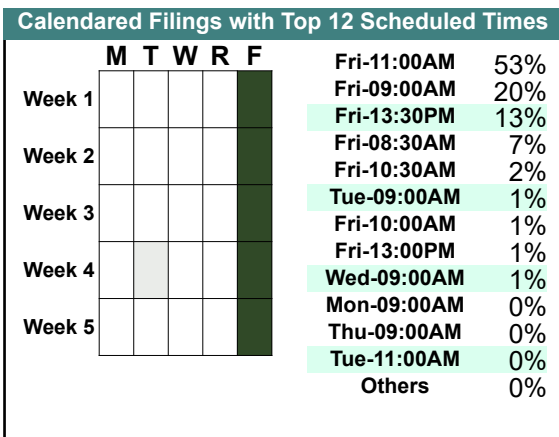
CASELOAD STATISTICS OF THE GENERAL DISTRICT COURTS

March 2018

Buckingham

District: 10

		<u>Filings</u>	<u>Hearings</u>	<u>Transactions</u>	<u>Concluded</u>	<u>Cont</u>
<u>Criminal</u>						
Capias	CA	3	9	9	1	8
Civil Violation	CV	0	2	2	1	1
Felony	F	4	31	31	15	16
Misdemeanor	M	17	64	65	19	45
Show Cause	SC	12	26	26	8	18
Criminal Total		36	132	133	44	88
<u>Traffic</u>						
Capias	CA	0	2	2	0	2
Infraction	I	180	199	256	172	84
Misdemeanor	M	39	84	84	37	47
Show Cause	SC	0	2	2	1	1
Traffic Total		219	287	344	210	134
<u>Civil</u>						
Admin License	AL	4	1	4	3	-
Garnishment	GA	6	0	7	7	-
Impoundment	IM	4	0	4	4	-
Protective Order	PO	1	1	1	0	-
Unlawful Detainer	UD	11	4	11	10	-
Warrant in Debt	WD	14	21	28	16	12
Civil Total		40	27	55	40	12
Buckingham Totals		295	446	532	294	234



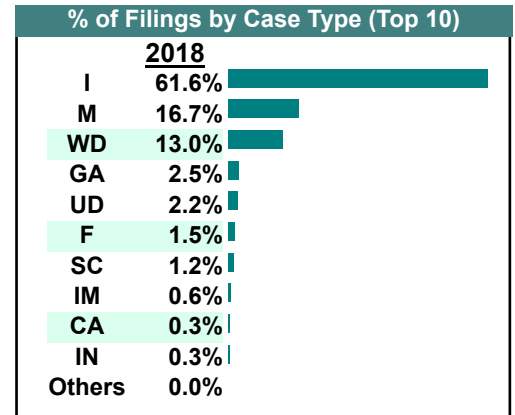
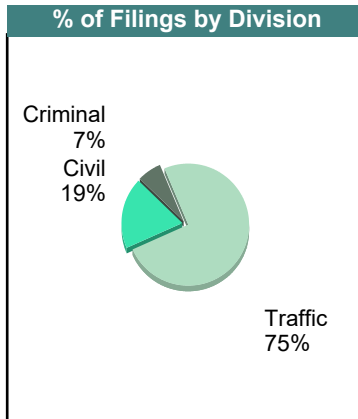
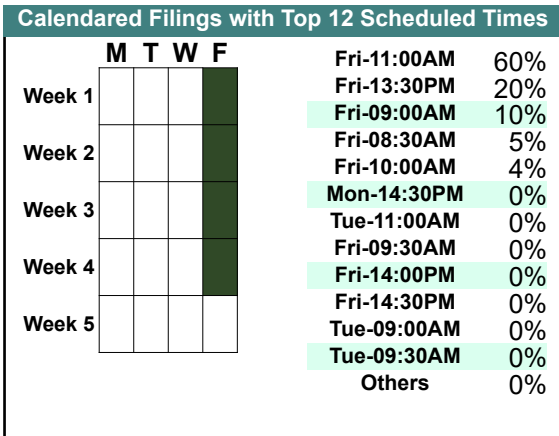
CASELOAD STATISTICS OF THE GENERAL DISTRICT COURTS

February 2018

Buckingham

District: 10

		<u>Filings</u>	<u>Hearings</u>	<u>Transactions</u>	<u>Concluded</u>	<u>Cont</u>
<u>Criminal</u>						
Capias	CA	1	4	4	1	3
Civil Violation	CV	0	1	1	1	-
Felony	F	4	32	32	18	14
Misdemeanor	M	13	61	61	24	37
Show Cause	SC	3	11	11	4	7
Criminal Total		21	109	109	48	61
<u>Traffic</u>						
Capias	CA	0	1	1	1	-
Felony	F	1	1	1	0	1
Infraction	I	199	178	248	192	56
Misdemeanor	M	41	98	99	38	61
Show Cause	SC	0	1	1	0	1
Traffic Total		241	279	350	231	119
<u>Civil</u>						
Garnishment	GA	8	2	8	6	1
Impoundment	IM	2	1	2	1	-
Interrogatory	IN	1	1	3	2	1
Protective Order	PO	0	1	1	0	1
Prelim Prot Order	PP	0	0	1	1	-
Show Cause	SC	1	1	2	1	1
Unlawful Detainer	UD	7	8	11	10	1
Warrant in Debt	WD	42	41	49	33	15
Civil Total		61	55	77	54	20
Buckingham Totals		323	443	536	333	200



CASELOAD STATISTICS OF THE GENERAL DISTRICT COURTS

January 2018

Buckingham

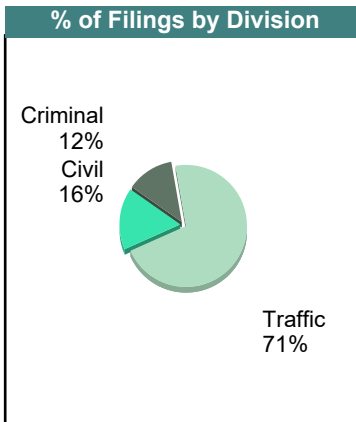
District: 10

		<u>Filings</u>	<u>Hearings</u>	<u>Transactions</u>	<u>Concluded</u>	<u>Cont</u>
<u>Criminal</u>						
Capias	CA	1	3	3	1	2
Civil Violation	CV	0	1	1	0	1
Felony	F	19	58	58	15	43
Misdemeanor	M	23	68	68	24	44
Show Cause	SC	3	10	10	3	7
Criminal Total		46	140	140	43	97
<u>Traffic</u>						
Capias	CA	0	3	3	2	1
Civil Violation	CV	0	1	1	1	-
Infraction	I	222	213	291	239	51
Misdemeanor	M	42	85	87	34	53
Show Cause	SC	1	9	9	4	5
Traffic Total		265	311	391	280	110
<u>Civil</u>						
Abstract	AJ	2	0	2	2	-
Admin License	AL	1	0	1	1	-
Detinue	DT	1	0	1	1	-
Garnishment	GA	8	3	10	7	2
Impoundment	IM	1	0	1	1	-
Interrogatory	IN	0	1	2	1	1
Motion for Judgment	MJ	0	1	1	0	1
Protective Order	PO	1	1	2	1	1
Prelim Prot Order	PP	1	1	1	0	1
Unlawful Detainer	UD	11	9	13	9	4
Warrant in Debt	WD	35	44	59	42	17
Civil Total		61	60	93	65	27
Buckingham Totals		372	511	624	388	234

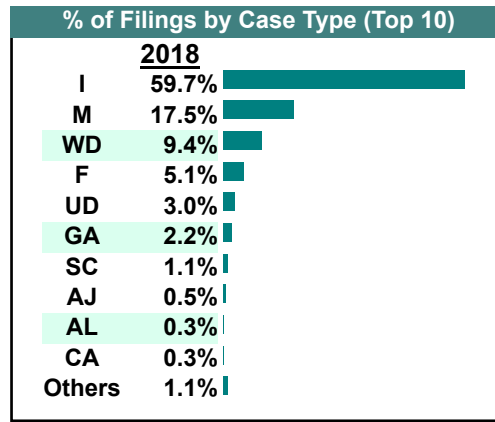
Calendared Filings with Top 12 Scheduled Times

	M	T	R	F		
Week 1					Fri-11:00AM	52%
					Fri-09:00AM	18%
Week 2					Fri-13:30PM	16%
					Fri-08:30AM	8%
Week 3					Fri-10:00AM	2%
					Fri-13:00PM	1%
Week 4					Fri-10:30AM	1%
					Fri-14:00PM	1%
					Thu-09:00AM	0%
					Thu-13:00PM	0%
					Tue-13:30PM	0%
					Fri-09:30AM	0%
					Others	0%

% of Filings by Division



% of Filings by Case Type (Top 10)



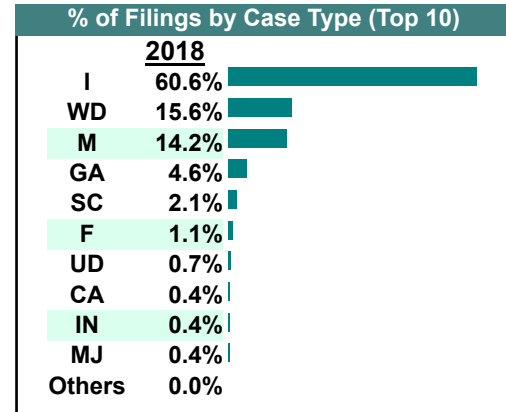
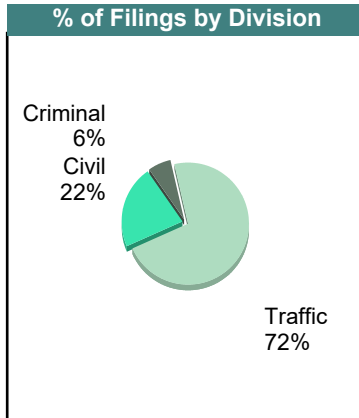
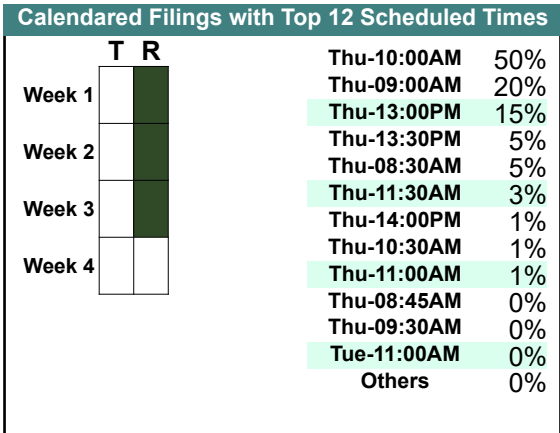
CASELOAD STATISTICS OF THE GENERAL DISTRICT COURTS

December 2018

Charlotte

District: 10

		<u>Filings</u>	<u>Hearings</u>	<u>Transactions</u>	<u>Concluded</u>	<u>Cont</u>
<u>Criminal</u>						
Capias	CA	1	5	5	3	2
Civil Violation	CV	0	3	3	0	3
Felony	F	3	15	15	7	8
Misdemeanor	M	8	47	47	22	25
Show Cause	SC	5	8	8	4	4
Criminal Total		17	78	78	36	42
<u>Traffic</u>						
Capias	CA	0	5	5	1	4
Felony	F	0	1	1	0	1
Infraction	I	171	176	250	205	45
Misdemeanor	M	32	57	57	31	26
Show Cause	SC	0	1	1	1	-
Traffic Total		203	240	314	238	76
<u>Civil</u>						
Garnishment	GA	13	1	13	12	1
Interrogatory	IN	1	0	2	2	-
Motion for Judgment	MJ	1	1	1	0	1
Show Cause	SC	1	0	1	1	-
Unlawful Detainer	UD	2	3	3	2	1
Warrant in Debt	WD	44	44	50	34	16
Civil Total		62	49	70	51	19
Charlotte Totals		282	367	462	325	137



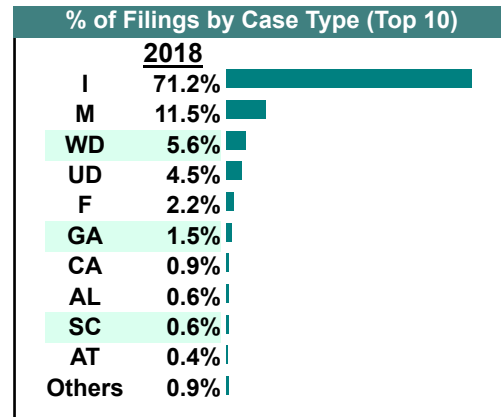
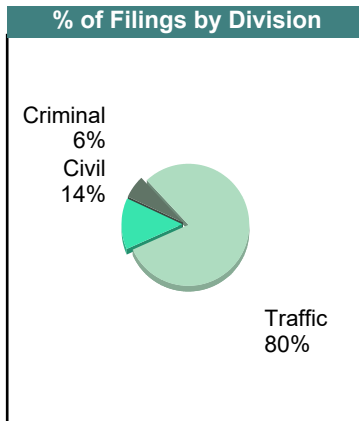
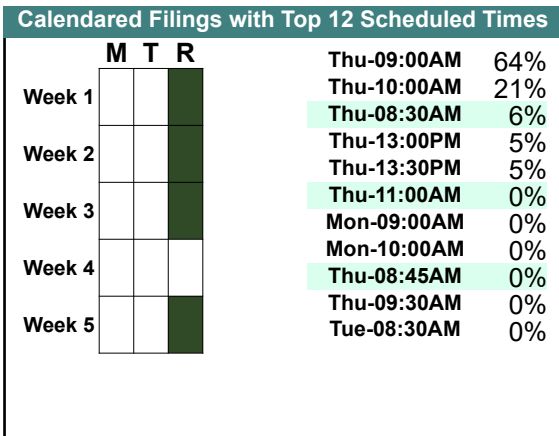
CASELOAD STATISTICS OF THE GENERAL DISTRICT COURTS

November 2018

Charlotte

District: 10

		<u>Filings</u>	<u>Hearings</u>	<u>Transactions</u>	<u>Concluded</u>	<u>Cont</u>
<u>Criminal</u>						
Capias	CA	1	5	5	0	5
Civil Violation	CV	0	2	2	0	2
Felony	F	9	51	51	9	42
Misdemeanor	M	16	71	71	27	44
Show Cause	SC	2	4	4	3	1
Criminal Total		28	133	133	39	94
<u>Traffic</u>						
Capias	CA	3	11	11	3	8
Civil Violation	CV	0	1	1	1	-
Felony	F	1	2	2	0	2
Infraction	I	329	235	406	328	78
Misdemeanor	M	37	84	84	41	43
Show Cause	SC	1	4	4	1	3
Traffic Total		371	337	508	374	134
<u>Civil</u>						
Admin License	AL	3	0	3	3	-
Attachment	AT	2	0	2	2	-
Garnishment	GA	7	0	7	7	-
Impoundment	IM	2	0	2	2	-
Other	OT	1	0	1	1	-
Prelim Prot Order	PP	1	0	1	1	-
Unlawful Detainer	UD	21	19	24	21	3
Warrant in Debt	WD	26	21	30	25	5
Civil Total		63	40	70	62	8
Charlotte Totals		462	510	711	475	236



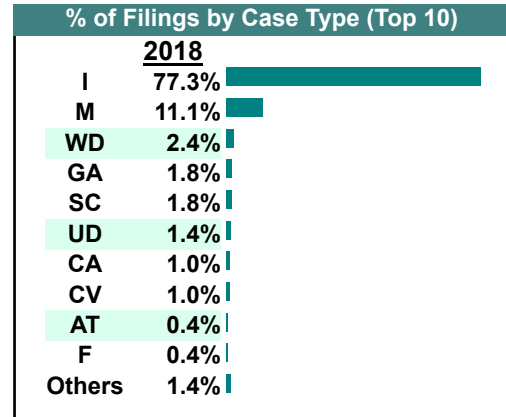
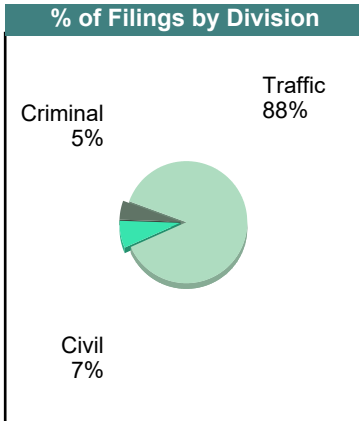
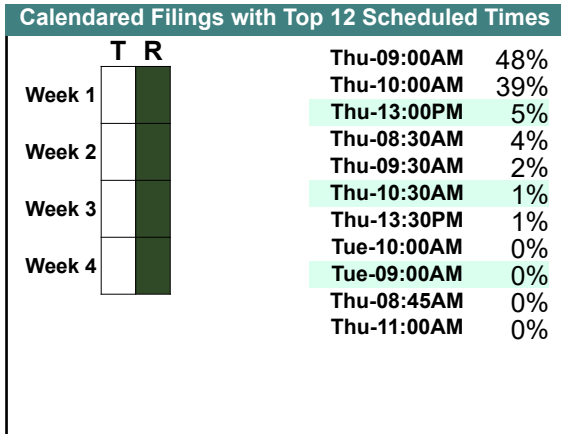
CASELOAD STATISTICS OF THE GENERAL DISTRICT COURTS

October 2018

Charlotte

District: 10

		Filings	Hearings	Transactions	Concluded	Cont
<u>Criminal</u>						
Capias	CA	1	6	6	3	3
Civil Violation	CV	3	3	3	0	3
Felony	F	2	29	29	8	21
Misdemeanor	M	15	61	61	15	46
Show Cause	SC	3	9	9	5	4
Criminal Total		24	108	108	31	77
<u>Traffic</u>						
Capias	CA	4	5	5	3	2
Civil Violation	CV	2	2	2	2	-
Felony	F	0	2	2	1	1
Infraction	I	389	336	503	390	113
Misdemeanor	M	41	101	102	57	45
Show Cause	SC	6	9	9	3	6
Traffic Total		442	455	623	456	167
<u>Civil</u>						
Admin License	AL	1	0	1	1	-
Attachment	AT	2	0	2	2	-
Garnishment	GA	9	0	9	9	-
Interrogatory	IN	2	0	3	3	-
Other	OT	2	0	2	2	-
Prelim Prot Order	PP	2	1	3	2	1
Unlawful Detainer	UD	7	9	11	9	2
Warrant in Debt	WD	12	10	15	12	3
Civil Total		37	20	46	40	6
Charlotte Totals		503	583	777	527	250



CASELOAD STATISTICS OF THE GENERAL DISTRICT COURTS

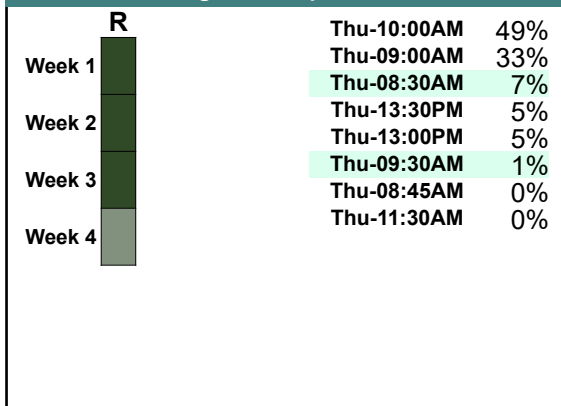
September 2018

Charlotte

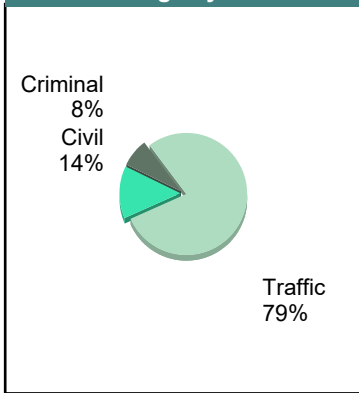
District: 10

		<u>Filings</u>	<u>Hearings</u>	<u>Transactions</u>	<u>Concluded</u>	<u>Cont</u>
<u>Criminal</u>						
Capias	CA	2	4	4	1	3
Civil Violation	CV	1	1	1	0	1
Felony	F	11	40	40	7	33
Misdemeanor	M	17	74	74	24	50
Show Cause	SC	6	12	12	6	6
Criminal Total		37	131	131	38	93
<u>Traffic</u>						
Capias	CA	0	4	4	0	4
Civil Violation	CV	2	2	2	1	1
Felony	F	0	1	1	1	-
Infraction	I	314	240	393	314	79
Misdemeanor	M	64	99	100	46	54
Show Cause	SC	2	4	4	1	3
Traffic Total		382	350	504	363	141
<u>Civil</u>						
Admin License	AL	1	0	1	1	-
Attachment	AT	1	0	1	1	-
Garnishment	GA	13	0	13	13	-
Impoundment	IM	1	0	1	1	-
Interrogatory	IN	2	1	4	3	1
Other	OT	1	0	1	1	-
Protective Order	PO	3	3	6	3	3
Prelim Prot Order	PP	2	0	3	3	-
Show Cause	SC	1	0	1	1	-
Unlawful Detainer	UD	11	11	13	10	3
Warrant in Debt	WD	31	25	37	31	6
Civil Total		67	40	81	68	13
Charlotte Totals		486	521	716	469	247

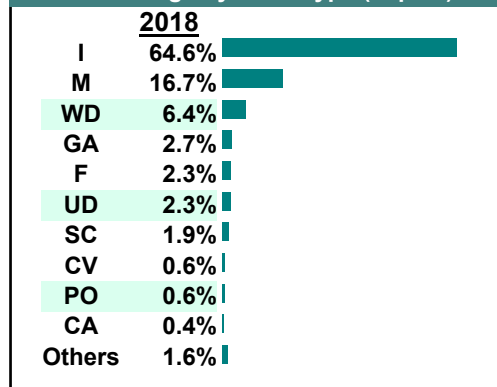
Calendared Filings with Top 12 Scheduled Times



% of Filings by Division



% of Filings by Case Type (Top 10)



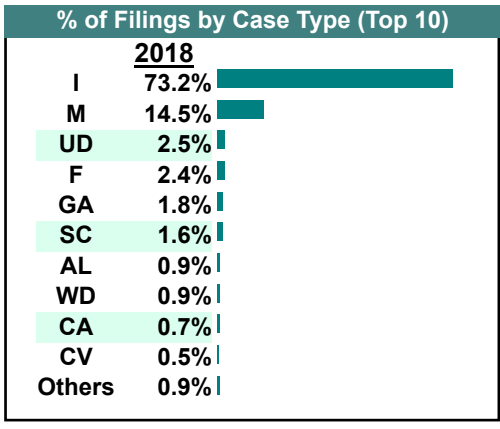
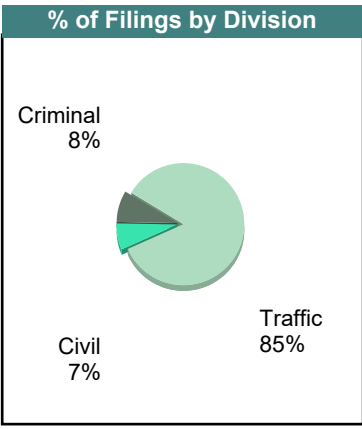
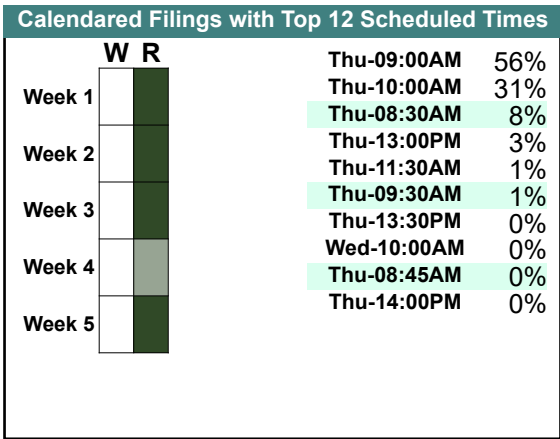
CASELOAD STATISTICS OF THE GENERAL DISTRICT COURTS

August 2018

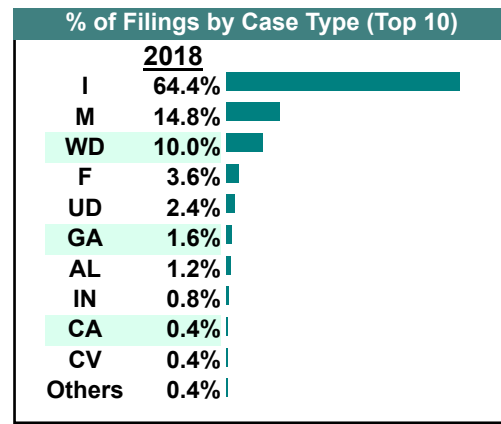
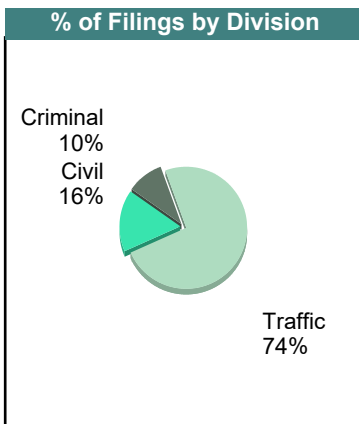
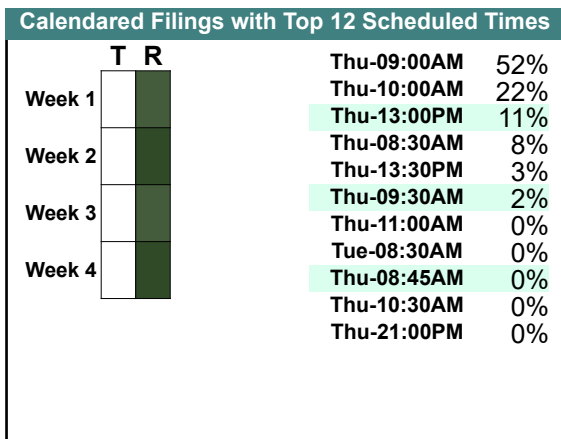
Charlotte

District: 10

		<u>Filings</u>	<u>Hearings</u>	<u>Transactions</u>	<u>Concluded</u>	<u>Cont</u>
<u>Criminal</u>						
Capias	CA	1	3	3	2	1
Civil Violation	CV	3	5	5	4	1
Felony	F	13	47	47	7	40
Misdemeanor	M	23	88	88	26	62
Show Cause	SC	5	13	13	5	8
Criminal Total		45	156	156	44	112
<u>Traffic</u>						
Capias	CA	3	6	6	1	5
Felony	F	0	3	3	0	3
Infraction	I	405	312	501	392	109
Misdemeanor	M	57	122	123	52	71
Show Cause	SC	4	4	4	4	-
Traffic Total		469	447	637	449	188
<u>Civil</u>						
Admin License	AL	5	0	5	5	-
Garnishment	GA	10	0	10	10	-
Impoundment	IM	1	0	1	1	-
Interrogatory	IN	0	2	2	0	2
Motion for Judgment	MJ	0	1	1	1	-
Other	OT	3	3	6	3	2
Protective Order	PO	0	0	1	1	-
Prelim Prot Order	PP	1	1	2	1	1
Unlawful Detainer	UD	14	15	18	13	5
Warrant in Debt	WD	5	7	11	8	3
Civil Total		39	29	57	43	13
Charlotte Totals		553	632	850	536	313



		<u>Filings</u>	<u>Hearings</u>	<u>Transactions</u>	<u>Concluded</u>	<u>Cont</u>
<u>Criminal</u>						
Capias	CA	0	1	1	1	-
Civil Violation	CV	1	3	3	1	2
Felony	F	9	19	19	3	16
Misdemeanor	M	13	43	45	9	36
Show Cause	SC	1	2	2	0	2
Criminal Total		24	68	70	14	56
<u>Traffic</u>						
Capias	CA	0	2	2	1	1
Infraction	I	161	165	242	150	92
Misdemeanor	M	24	54	54	21	33
Traffic Total		185	221	298	172	126
<u>Civil</u>						
Admin License	AL	3	0	3	3	-
Capias	CA	1	0	1	1	-
Garnishment	GA	4	0	4	4	-
Interrogatory	IN	2	1	6	5	1
Prelim Prot Order	PP	0	1	1	0	1
Unlawful Detainer	UD	6	6	8	7	1
Warrant in Debt	WD	25	20	28	24	4
Civil Total		41	28	51	44	7
Charlotte Totals		250	317	419	230	189



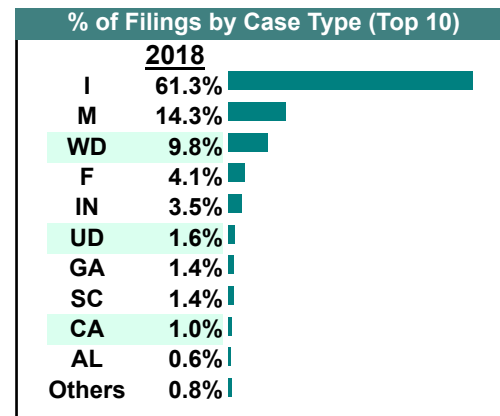
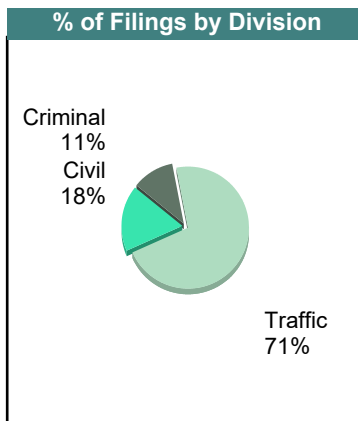
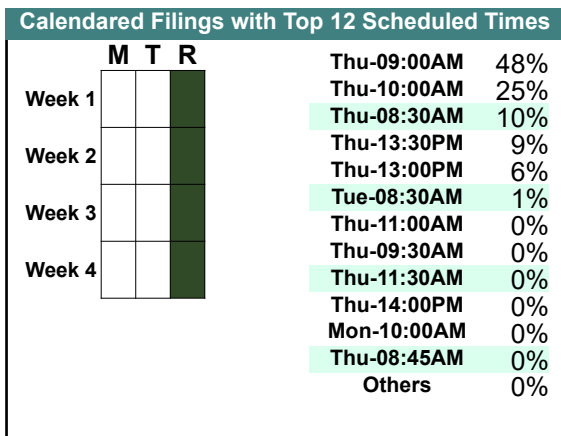
CASELOAD STATISTICS OF THE GENERAL DISTRICT COURTS

June 2018

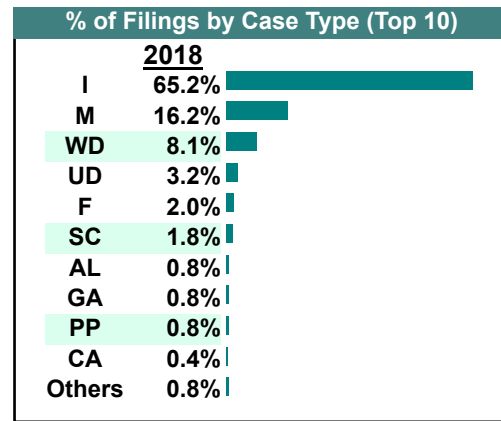
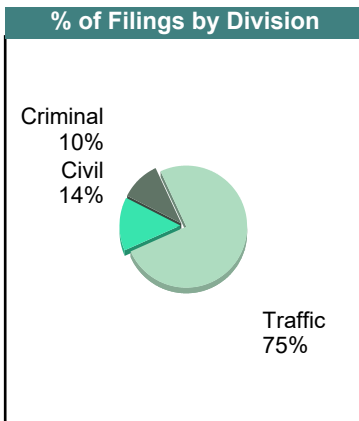
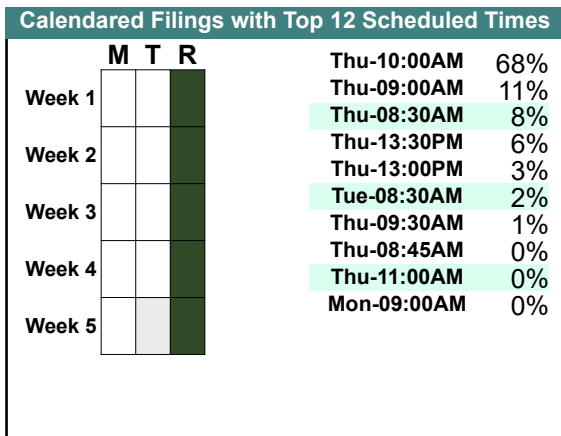
Charlotte

District: 10

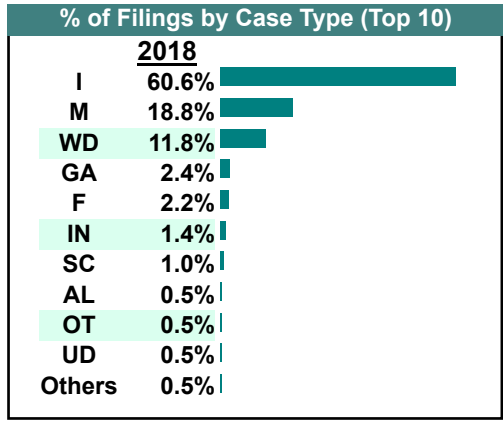
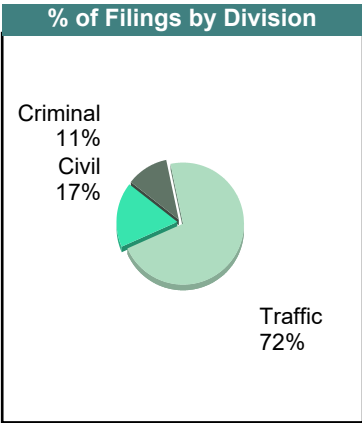
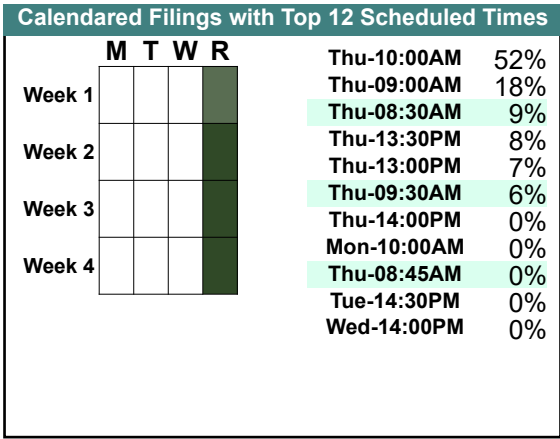
		<u>Filings</u>	<u>Hearings</u>	<u>Transactions</u>	<u>Concluded</u>	<u>Cont</u>
<u>Criminal</u>						
Capias	CA	4	10	10	3	7
Civil Violation	CV	1	1	1	0	1
Felony	F	18	38	38	7	31
Misdemeanor	M	26	85	86	15	71
Show Cause	SC	5	14	14	6	8
Criminal Total		54	148	149	31	118
<u>Traffic</u>						
Capias	CA	1	1	1	1	-
Felony	F	2	4	4	1	3
Infraction	I	299	217	357	265	92
Misdemeanor	M	44	84	84	31	53
Show Cause	SC	2	4	4	2	2
Traffic Total		348	310	450	300	150
<u>Civil</u>						
Admin License	AL	3	0	3	3	-
Garnishment	GA	7	0	7	7	-
Impoundment	IM	1	0	1	1	-
Interrogatory	IN	17	3	17	14	3
Other	OT	1	0	1	1	-
Protective Order	PO	0	0	1	1	-
Prelim Prot Order	PP	1	1	1	0	1
Unlawful Detainer	UD	8	12	12	6	6
Warrant in Debt	WD	48	39	60	51	9
Civil Total		86	55	103	84	19
Charlotte Totals		488	513	702	415	287



		<u>Filings</u>	<u>Hearings</u>	<u>Transactions</u>	<u>Concluded</u>	<u>Cont</u>
<u>Criminal</u>						
Capias	CA	1	4	4	0	4
Civil Violation	CV	1	5	5	3	2
Felony	F	10	32	32	12	20
Misdemeanor	M	34	68	68	17	51
Show Cause	SC	7	12	12	4	8
Criminal Total		53	121	121	36	85
<u>Traffic</u>						
Capias	CA	1	1	1	0	1
Felony	F	0	1	1	0	1
Infraction	I	330	236	401	327	74
Misdemeanor	M	48	97	97	52	45
Show Cause	SC	2	5	5	2	3
Traffic Total		381	340	505	381	124
<u>Civil</u>						
Admin License	AL	4	0	4	4	-
Garnishment	GA	4	0	4	4	-
Impoundment	IM	1	0	1	1	-
Motion for Judgment	MJ	1	1	1	0	1
Other	OT	1	1	1	0	1
Prelim Prot Order	PP	4	4	8	4	4
Unlawful Detainer	UD	16	12	17	16	1
Warrant in Debt	WD	41	27	43	40	3
Civil Total		72	45	79	69	10
Charlotte Totals		506	506	705	486	219



		Filings	Hearings	Transactions	Concluded	Cont
<u>Criminal</u>						
Civil Violation	CV	0	2	2	1	1
Felony	F	9	24	24	5	19
Misdemeanor	M	36	63	63	18	45
Show Cause	SC	1	2	2	0	2
Criminal Total		46	91	91	24	67
<u>Traffic</u>						
Capias	CA	1	4	4	3	1
Felony	F	0	1	1	0	1
Infraction	I	252	192	307	248	59
Misdemeanor	M	42	74	74	45	29
Show Cause	SC	3	3	3	3	-
Traffic Total		298	274	389	299	90
<u>Civil</u>						
Admin License	AL	2	0	2	2	-
Garnishment	GA	10	0	10	10	-
Interrogatory	IN	6	3	6	3	3
Other	OT	2	2	3	1	1
Restricted O/L	RL	1	0	1	1	-
Unlawful Detainer	UD	2	4	5	2	3
Warrant in Debt	WD	49	44	59	45	14
Civil Total		72	53	86	64	21
Charlotte Totals		416	418	566	387	178



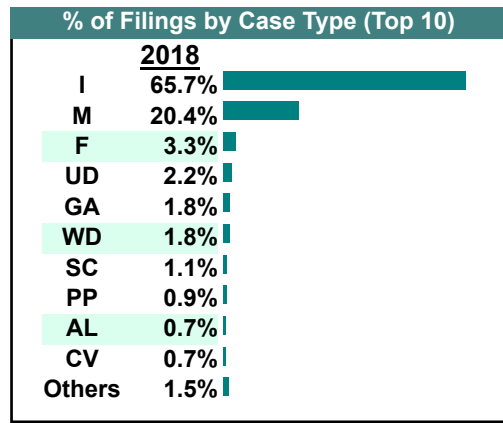
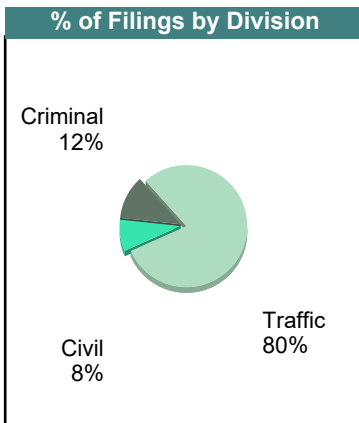
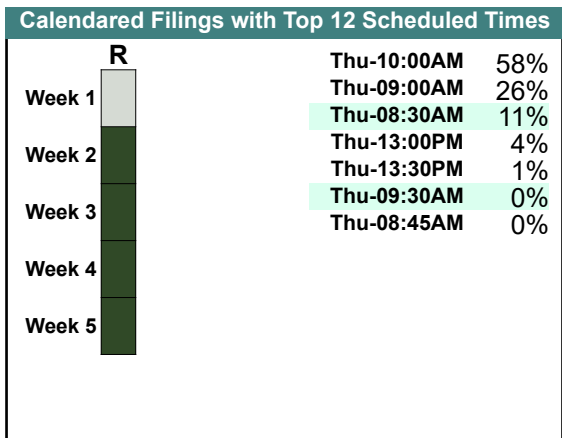
CASELOAD STATISTICS OF THE GENERAL DISTRICT COURTS

March 2018

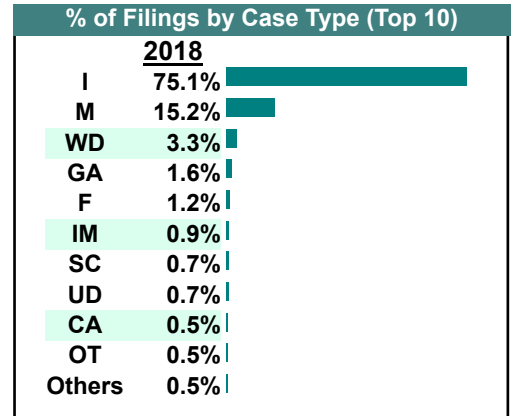
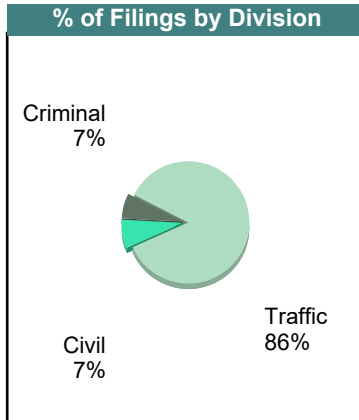
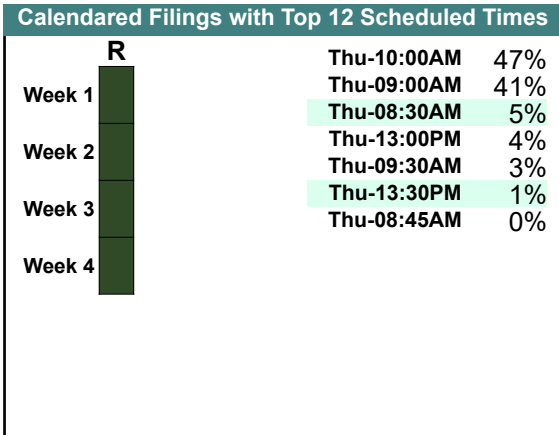
Charlotte

District: 10

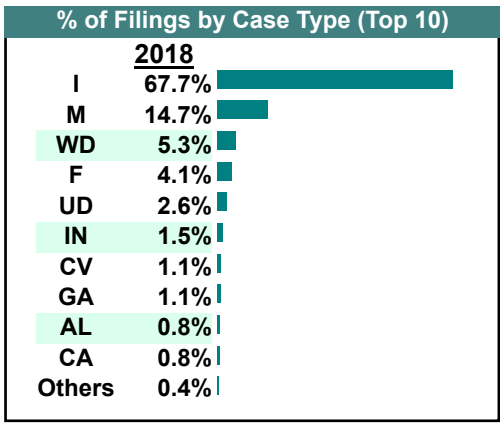
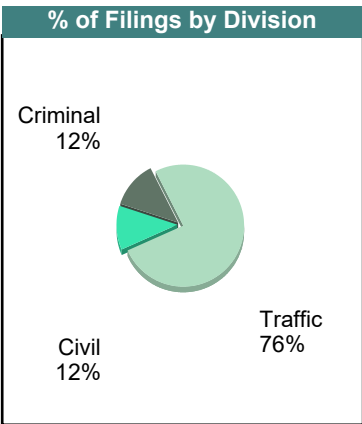
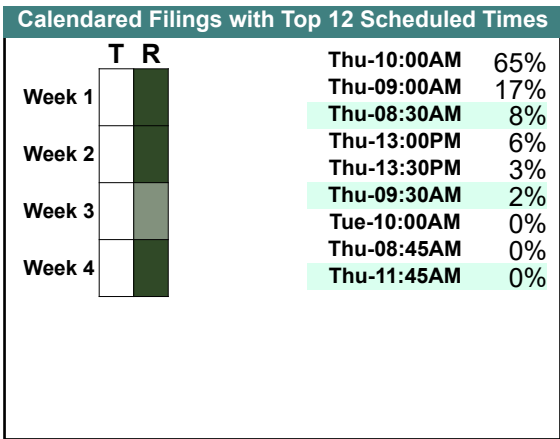
		<u>Filings</u>	<u>Hearings</u>	<u>Transactions</u>	<u>Concluded</u>	<u>Cont</u>
<u>Criminal</u>						
Capias	CA	1	2	2	0	2
Civil Violation	CV	2	4	4	1	3
Felony	F	13	43	43	21	22
Misdemeanor	M	33	72	76	29	47
Show Cause	SC	4	5	5	2	3
Criminal Total		53	126	130	53	77
<u>Traffic</u>						
Capias	CA	1	4	4	1	3
Civil Violation	CV	1	1	1	1	-
Felony	F	2	2	2	0	2
Infraction	I	297	255	376	290	86
Misdemeanor	M	59	104	105	51	54
Show Cause	SC	1	3	3	0	3
Traffic Total		361	369	491	343	148
<u>Civil</u>						
Admin License	AL	3	0	3	3	-
Garnishment	GA	8	0	8	8	-
Impoundment	IM	2	0	2	2	-
Protective Order	PO	3	3	3	0	3
Prelim Prot Order	PP	4	0	4	4	-
Unlawful Detainer	UD	10	7	13	11	2
Warrant in Debt	WD	8	10	16	12	4
Civil Total		38	20	49	40	9
Charlotte Totals		452	515	670	436	234



		Filings	Hearings	Transactions	Concluded	Cont
<u>Criminal</u>						
Capias	CA	1	2	2	1	1
Civil Violation	CV	0	5	5	2	3
Felony	F	5	18	18	2	16
Misdemeanor	M	21	48	49	16	33
Show Cause	SC	2	6	6	4	2
Criminal Total		29	79	80	25	55
<u>Traffic</u>						
Capias	CA	1	4	4	1	3
Infraction	I	322	234	390	328	62
Misdemeanor	M	44	85	86	43	43
Show Cause	SC	1	1	1	0	1
Traffic Total		368	324	481	372	109
<u>Civil</u>						
Distress Seizure	DS	1	0	1	1	-
Garnishment	GA	7	0	7	7	-
Impoundment	IM	4	0	4	4	-
Other	OT	2	1	2	1	-
Prelim Prot Order	PP	1	1	2	1	1
Unlawful Detainer	UD	3	8	12	7	5
Warrant in Debt	WD	14	19	25	15	10
Civil Total		32	29	53	36	16
Charlotte Totals		429	432	614	433	180



		<u>Filings</u>	<u>Hearings</u>	<u>Transactions</u>	<u>Concluded</u>	<u>Cont</u>
<u>Criminal</u>						
Capias	CA	1	4	4	2	2
Civil Violation	CV	3	7	7	2	5
Felony	F	11	26	26	2	24
Misdemeanor	M	18	42	45	20	25
Show Cause	SC	0	6	6	2	4
Criminal Total		33	85	88	28	60
<u>Traffic</u>						
Capias	CA	1	4	4	2	2
Infraction	I	180	159	238	185	52
Misdemeanor	M	21	49	49	23	26
Show Cause	SC	0	3	3	3	-
Traffic Total		202	215	294	213	80
<u>Civil</u>						
Admin License	AL	2	0	2	2	-
Garnishment	GA	3	0	3	3	-
Interrogatory	IN	4	2	6	4	2
Protective Order	PO	1	0	1	1	-
Unlawful Detainer	UD	7	6	7	3	4
Warrant in Debt	WD	14	16	20	13	7
Civil Total		31	24	39	26	13
Charlotte Totals		266	324	421	267	153



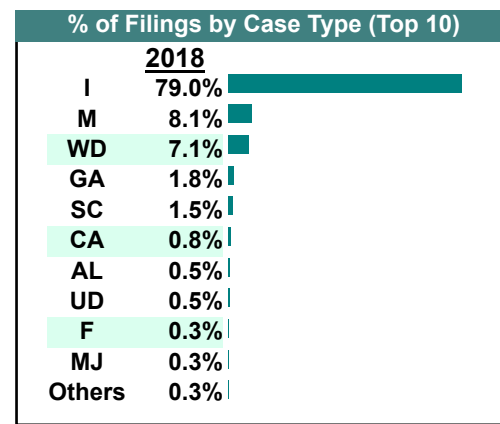
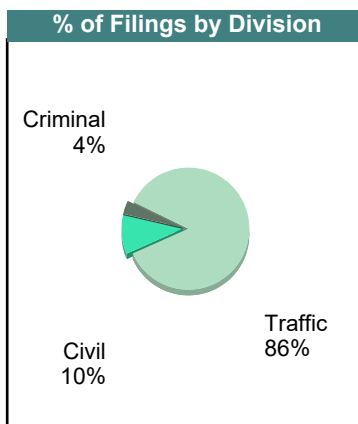
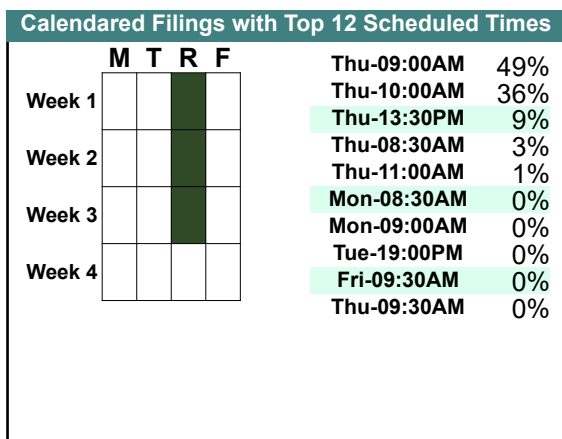
CASELOAD STATISTICS OF THE GENERAL DISTRICT COURTS

December 2018

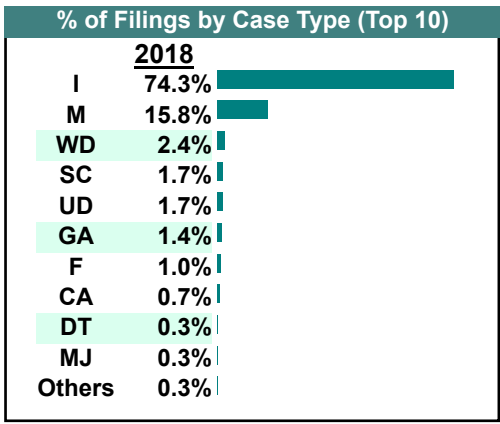
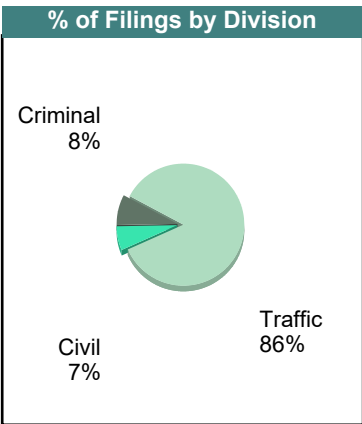
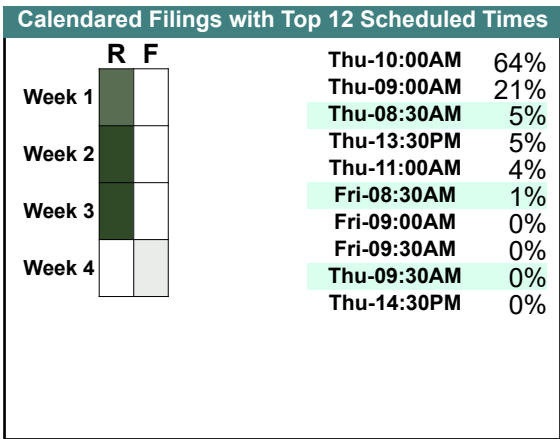
Cumberland

District: 10

		Filings	Hearings	Transactions	Concluded	Cont
<u>Criminal</u>						
Capias	CA	2	9	9	5	4
Felony	F	1	16	16	4	12
Misdemeanor	M	6	41	44	14	30
Show Cause	SC	5	12	12	6	6
Criminal Total		14	78	81	29	52
<u>Traffic</u>						
Capias	CA	1	2	2	2	-
Infraction	I	313	260	391	312	79
Misdemeanor	M	26	64	64	26	38
Show Cause	SC	1	2	2	1	1
Traffic Total		341	328	459	341	118
<u>Civil</u>						
Admin License	AL	2	2	2	0	-
Detinue	DT	0	1	1	1	-
Garnishment	GA	7	1	8	7	1
Motion for Judgment	MJ	1	1	1	1	-
Prelim Prot Order	PP	1	0	1	1	-
Unlawful Detainer	UD	2	2	4	4	-
Warrant in Debt	WD	28	32	43	34	9
Civil Total		41	39	60	48	10
Cumberland Totals		396	445	600	418	180



		Filings	Hearings	Transactions	Concluded	Cont
<u>Criminal</u>						
Capias	CA	0	6	6	0	6
Civil Violation	CV	0	1	1	0	1
Felony	F	3	25	25	9	16
Misdemeanor	M	19	65	65	28	37
Show Cause	SC	1	7	7	4	3
Criminal Total		23	104	104	41	63
<u>Traffic</u>						
Capias	CA	2	3	3	1	2
Infraction	I	217	220	272	190	82
Misdemeanor	M	27	59	59	28	31
Show Cause	SC	4	7	7	3	4
Traffic Total		250	289	341	222	119
<u>Civil</u>						
Detinue	DT	1	1	1	0	1
Garnishment	GA	4	0	5	5	-
Motion for Judgment	MJ	1	1	1	0	1
Prelim Prot Order	PP	1	1	2	1	1
Unlawful Detainer	UD	5	3	6	6	-
Warrant in Debt	WD	7	8	13	8	5
Civil Total		19	14	28	20	8
Cumberland Totals		292	407	473	283	190



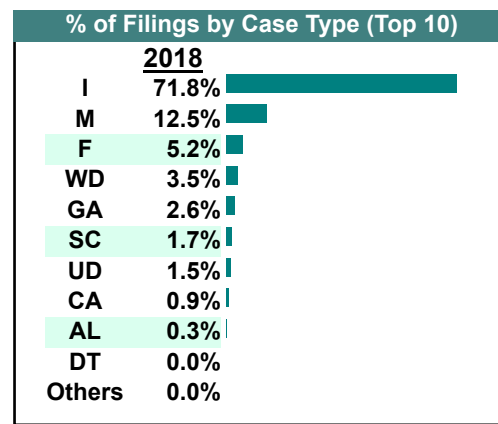
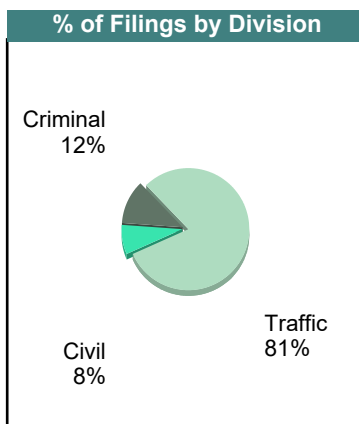
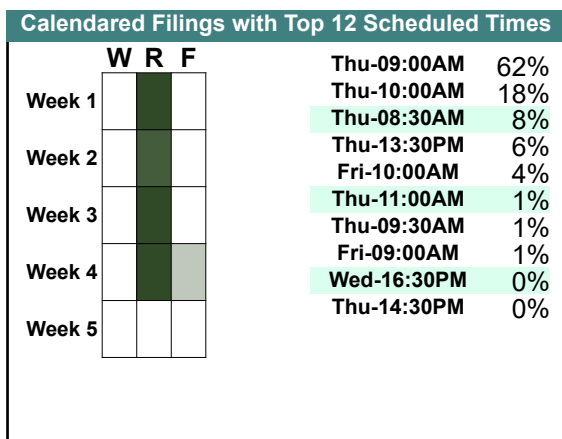
CASELOAD STATISTICS OF THE GENERAL DISTRICT COURTS

October 2018

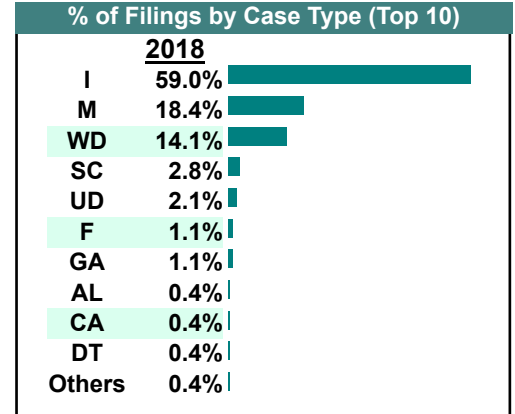
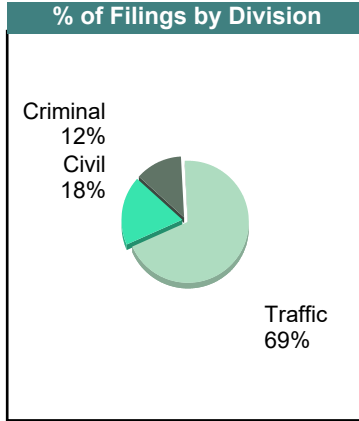
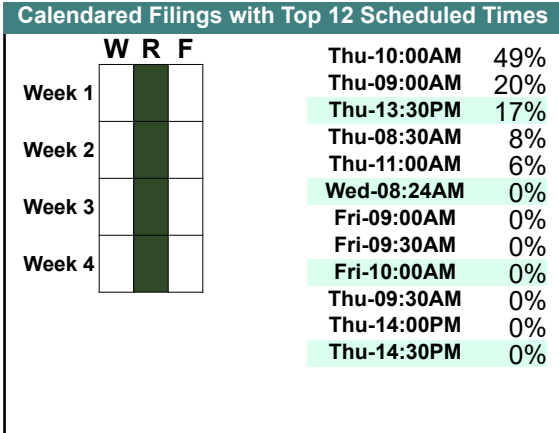
Cumberland

District: 10

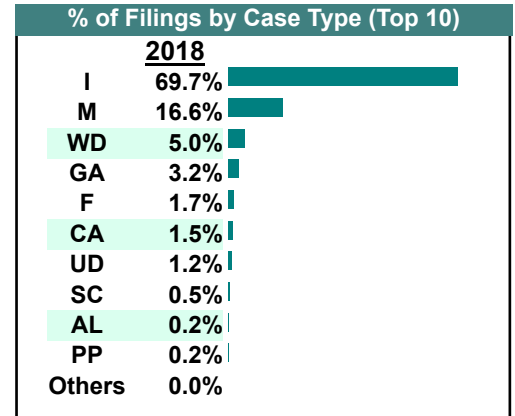
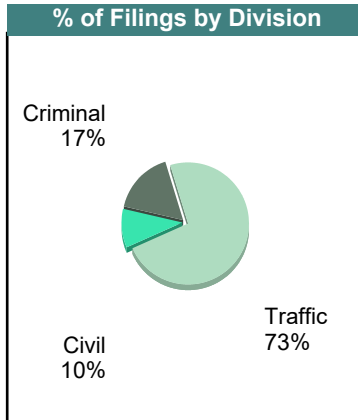
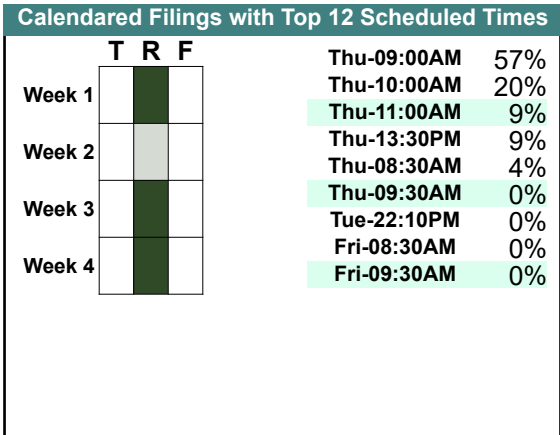
		<u>Filings</u>	<u>Hearings</u>	<u>Transactions</u>	<u>Concluded</u>	<u>Cont</u>
<u>Criminal</u>						
Capias	CA	1	4	4	2	2
Felony	F	18	32	32	6	26
Misdemeanor	M	16	54	57	22	35
Show Cause	SC	5	10	10	6	4
Criminal Total		40	100	103	36	67
<u>Traffic</u>						
Capias	CA	2	5	5	1	4
Infraction	I	247	199	306	232	74
Misdemeanor	M	27	64	64	28	36
Show Cause	SC	1	3	3	1	2
Traffic Total		277	271	378	262	116
<u>Civil</u>						
Admin License	AL	1	0	1	1	-
Detinue	DT	0	0	1	1	-
Garnishment	GA	9	2	12	10	2
Overweight	OC	0	0	1	1	-
Prelim Prot Order	PP	0	1	2	1	1
Unlawful Detainer	UD	5	7	7	7	-
Warrant in Debt	WD	12	21	32	24	8
Civil Total		27	31	56	45	11
Cumberland Totals		344	402	537	343	194



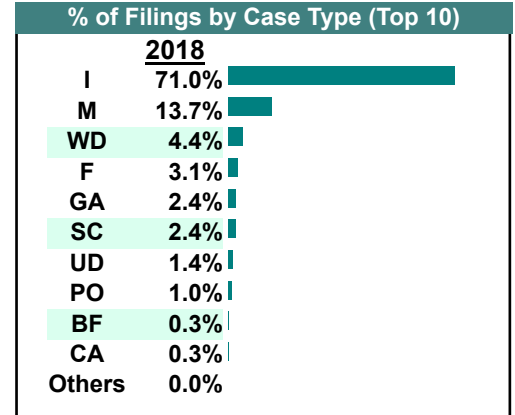
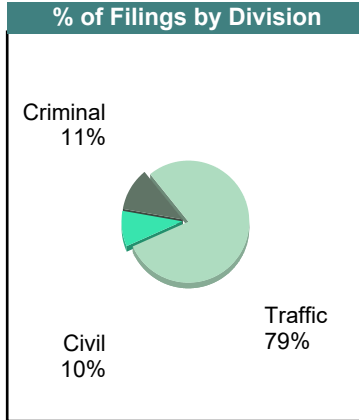
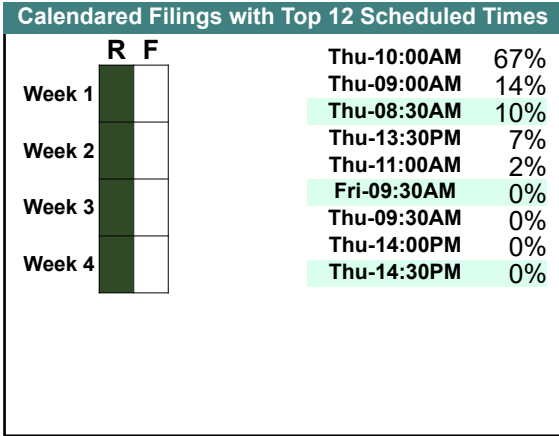
		Filings	Hearings	Transactions	Concluded	Cont
<u>Criminal</u>						
Capias	CA	1	10	10	2	8
Civil Violation	CV	0	1	1	0	1
Felony	F	3	21	21	3	18
Misdemeanor	M	25	76	79	29	50
Show Cause	SC	6	19	19	2	17
Criminal Total		35	127	130	36	94
<u>Traffic</u>						
Capias	CA	0	1	1	0	1
Infraction	I	167	179	245	181	64
Misdemeanor	M	27	72	75	34	41
Show Cause	SC	2	4	4	3	1
Traffic Total		196	256	325	218	107
<u>Civil</u>						
Admin License	AL	1	1	1	0	-
Detinue	DT	1	1	1	0	1
Garnishment	GA	3	1	5	4	1
Protective Order	PO	0	0	3	3	-
Prelim Prot Order	PP	1	1	2	1	1
Unlawful Detainer	UD	6	7	8	3	5
Warrant in Debt	WD	40	40	51	36	15
Civil Total		52	51	71	47	23
Cumberland Totals		283	434	526	301	224



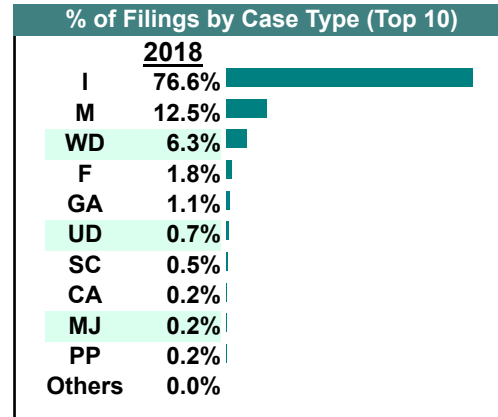
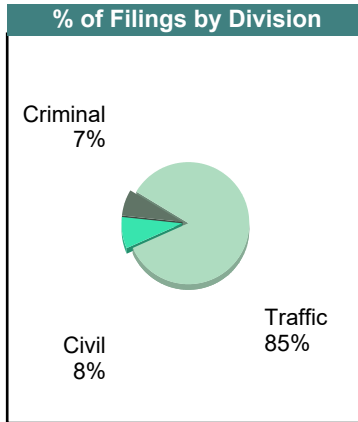
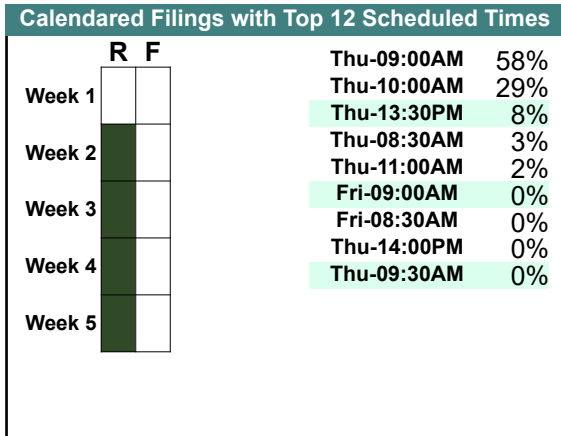
		Filings	Hearings	Transactions	Concluded	Cont
<u>Criminal</u>						
Capias	CA	5	8	8	1	7
Felony	F	7	28	28	12	16
Misdemeanor	M	55	85	93	39	53
Show Cause	SC	1	6	6	3	3
Criminal Total		68	127	135	55	79
<u>Traffic</u>						
Capias	CA	1	1	1	1	-
Infraction	I	281	239	379	305	74
Misdemeanor	M	12	55	55	21	34
Show Cause	SC	0	6	6	2	4
Traffic Total		294	301	441	329	112
<u>Civil</u>						
Admin License	AL	1	0	1	1	-
Garnishment	GA	13	4	15	11	4
Interrogatory	IN	0	0	1	1	-
Protective Order	PO	0	3	3	0	3
Prelim Prot Order	PP	1	1	1	0	1
Show Cause	SC	1	0	1	1	-
Unlawful Detainer	UD	5	4	6	5	1
Warrant in Debt	WD	20	36	42	21	21
Civil Total		41	48	70	40	30
Cumberland Totals		403	476	646	424	221



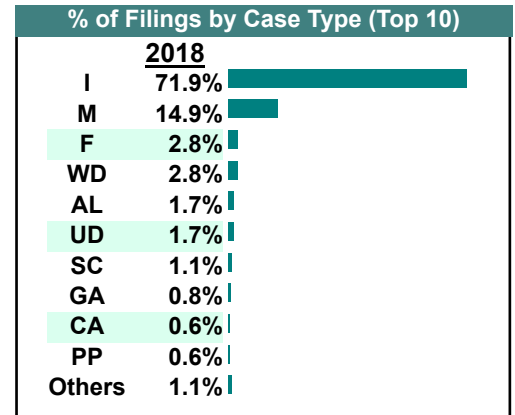
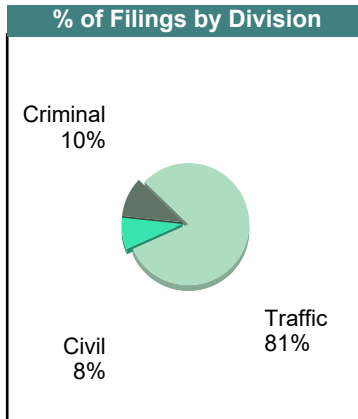
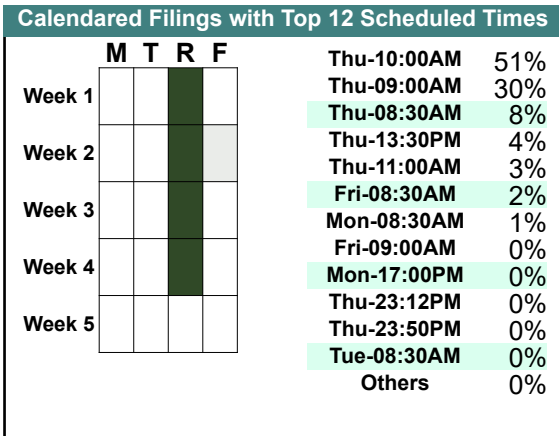
		<u>Filings</u>	<u>Hearings</u>	<u>Transactions</u>	<u>Concluded</u>	<u>Cont</u>
<u>Criminal</u>						
Capias	CA	1	2	2	0	2
Felony	F	9	25	25	1	24
Misdemeanor	M	16	48	48	18	30
Show Cause	SC	7	13	13	4	9
Criminal Total		33	88	88	23	65
<u>Traffic</u>						
Infraction	I	208	231	296	226	70
Misdemeanor	M	24	65	65	23	42
Show Cause	SC	0	4	4	2	2
Traffic Total		232	300	365	251	114
<u>Civil</u>						
Bond Forfeiture	BF	1	0	1	1	-
Detinue	DT	0	1	1	1	-
Garnishment	GA	7	0	7	7	-
Overweight	OC	0	1	1	0	1
Protective Order	PO	3	3	3	0	3
Unlawful Detainer	UD	4	7	7	4	3
Warrant in Debt	WD	13	18	20	9	11
Civil Total		28	30	40	22	18
Cumberland Totals		293	418	493	296	197



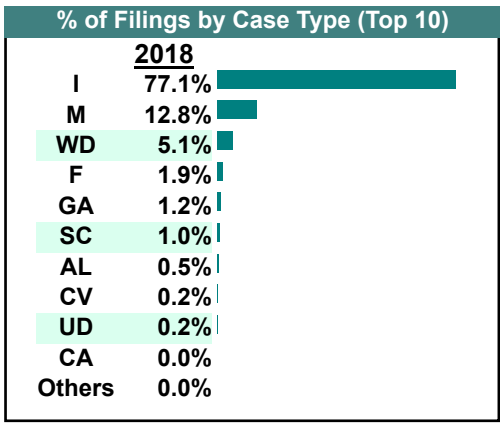
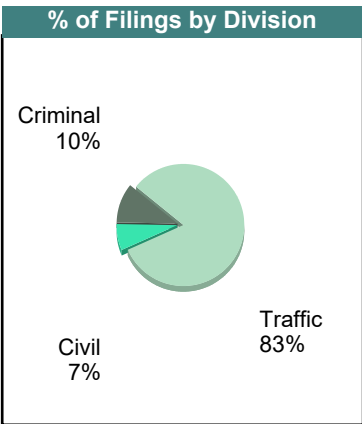
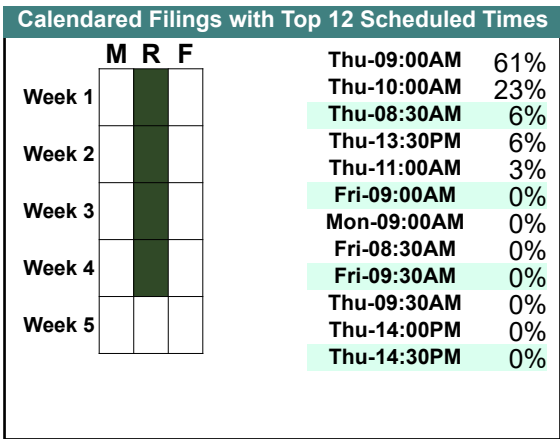
		<u>Filings</u>	<u>Hearings</u>	<u>Transactions</u>	<u>Concluded</u>	<u>Cont</u>
<u>Criminal</u>						
Capias	CA	1	4	4	1	3
Civil Violation	CV	0	2	2	2	-
Felony	F	11	30	30	6	24
Misdemeanor	M	28	70	72	34	37
Show Cause	SC	2	11	11	3	8
Criminal Total		42	117	119	46	72
<u>Traffic</u>						
Capias	CA	0	2	2	2	-
Infraction	I	471	358	561	442	119
Misdemeanor	M	49	111	111	39	72
Show Cause	SC	1	9	9	3	6
Traffic Total		521	480	683	486	197
<u>Civil</u>						
Garnishment	GA	7	2	7	5	2
Motion for Judgment	MJ	1	0	1	1	-
Prelim Prot Order	PP	1	0	2	2	-
Unlawful Detainer	UD	4	4	4	3	1
Warrant in Debt	WD	39	38	45	26	19
Civil Total		52	44	59	37	22
Cumberland Totals		615	641	861	569	291



		<u>Filings</u>	<u>Hearings</u>	<u>Transactions</u>	<u>Concluded</u>	<u>Cont</u>
<u>Criminal</u>						
Capias	CA	0	3	3	0	3
Civil Violation	CV	1	2	2	0	2
Felony	F	10	34	34	8	26
Misdemeanor	M	24	69	73	21	52
Show Cause	SC	2	8	8	2	6
Criminal Total		37	116	120	31	89
<u>Traffic</u>						
Capias	CA	2	2	2	0	2
Infraction	I	256	284	358	287	71
Misdemeanor	M	29	66	66	27	39
Show Cause	SC	2	7	7	2	5
Traffic Total		289	359	433	316	117
<u>Civil</u>						
Admin License	AL	6	1	6	5	-
Detinue	DT	0	1	1	0	1
Garnishment	GA	3	0	3	3	-
Interrogatory	IN	1	1	2	1	1
Overweight	OC	1	1	1	0	1
Protective Order	PO	1	0	1	1	-
Prelim Prot Order	PP	2	0	2	2	-
Unlawful Detainer	UD	6	5	7	7	-
Warrant in Debt	WD	10	13	16	11	5
Civil Total		30	22	39	30	8
Cumberland Totals		356	497	592	377	214



		Filings	Hearings	Transactions	Concluded	Cont
<u>Criminal</u>						
Capias	CA	0	2	2	2	-
Civil Violation	CV	1	1	1	0	1
Felony	F	8	20	20	3	17
Misdemeanor	M	32	83	84	30	54
Show Cause	SC	2	8	8	2	6
Criminal Total		43	114	115	37	78
<u>Traffic</u>						
Capias	CA	0	1	1	1	-
Infraction	I	319	265	410	309	101
Misdemeanor	M	21	67	67	29	38
Show Cause	SC	2	8	8	0	8
Traffic Total		342	341	486	339	147
<u>Civil</u>						
Admin License	AL	2	0	2	2	-
Detinue	DT	0	1	1	0	1
Garnishment	GA	5	0	8	8	-
Prelim Prot Order	PP	0	1	1	0	1
Unlawful Detainer	UD	1	0	2	2	-
Warrant in Debt	WD	21	21	25	14	11
Civil Total		29	23	39	26	13
Cumberland Totals		414	478	640	402	238



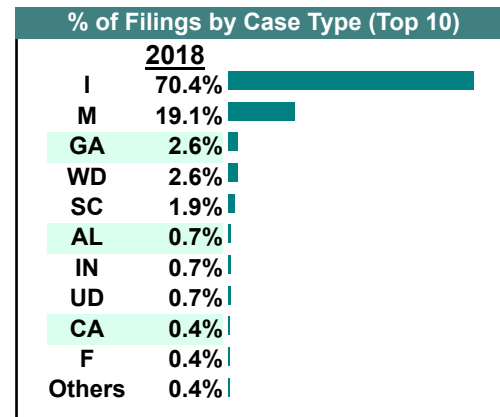
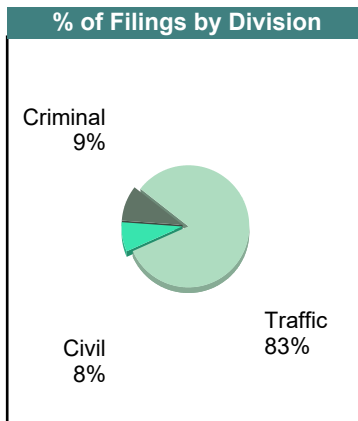
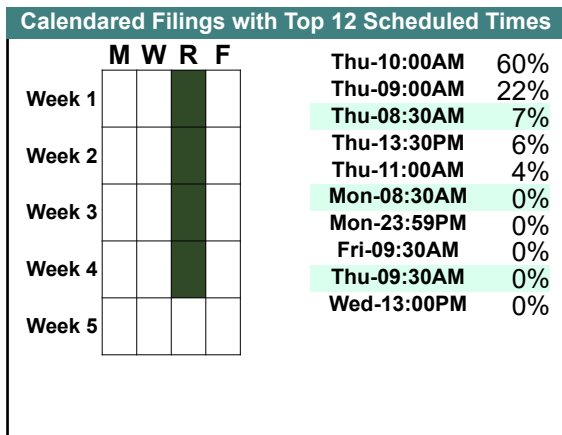
CASELOAD STATISTICS OF THE GENERAL DISTRICT COURTS

March 2018

Cumberland

District: 10

		<u>Filings</u>	<u>Hearings</u>	<u>Transactions</u>	<u>Concluded</u>	<u>Cont</u>
<u>Criminal</u>						
Capias	CA	0	4	4	1	3
Civil Violation	CV	0	5	5	5	-
Felony	F	1	16	16	8	8
Misdemeanor	M	20	89	91	27	64
Show Cause	SC	4	6	6	1	5
Criminal Total		25	120	122	42	80
<u>Traffic</u>						
Capias	CA	1	3	3	1	2
Felony	F	0	1	1	1	-
Infraction	I	188	204	255	207	48
Misdemeanor	M	31	60	62	27	35
Show Cause	SC	1	13	13	1	12
Traffic Total		221	281	334	237	97
<u>Civil</u>						
Admin License	AL	2	1	2	1	-
Detinue	DT	0	1	1	0	1
Garnishment	GA	7	1	7	6	1
Interrogatory	IN	2	1	2	1	1
Prelim Prot Order	PP	1	1	1	0	1
Unlawful Detainer	UD	2	7	9	6	3
Warrant in Debt	WD	7	9	14	12	2
Civil Total		21	21	36	26	9
Cumberland Totals		267	422	492	305	186



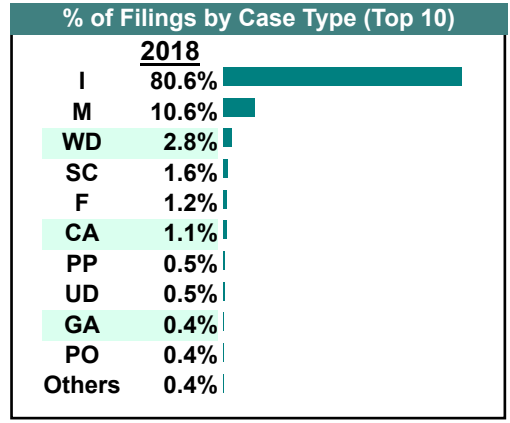
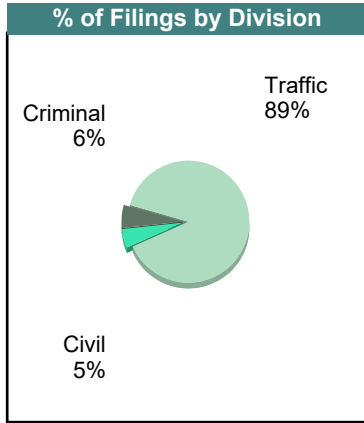
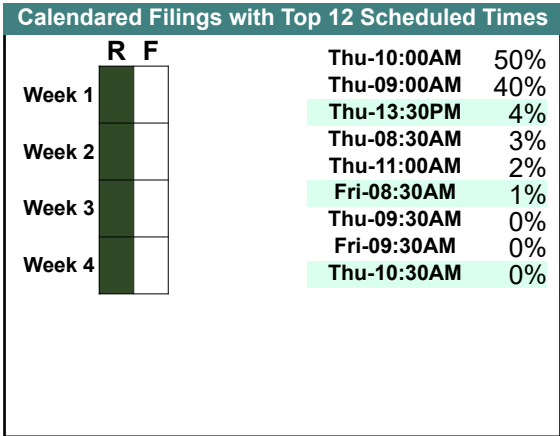
CASELOAD STATISTICS OF THE GENERAL DISTRICT COURTS

February 2018

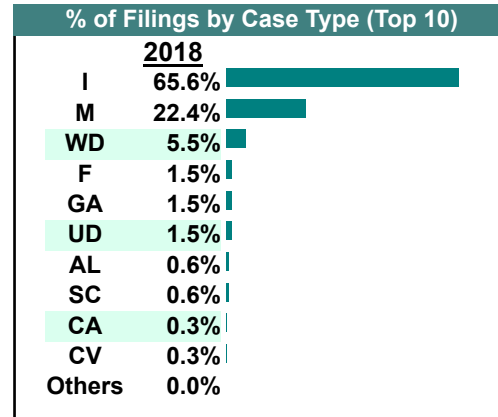
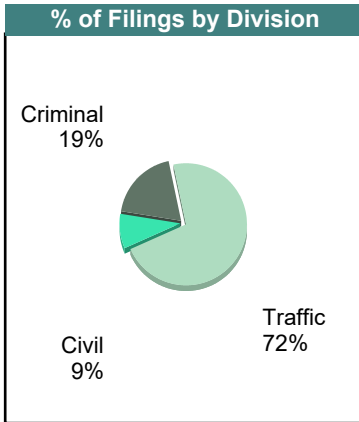
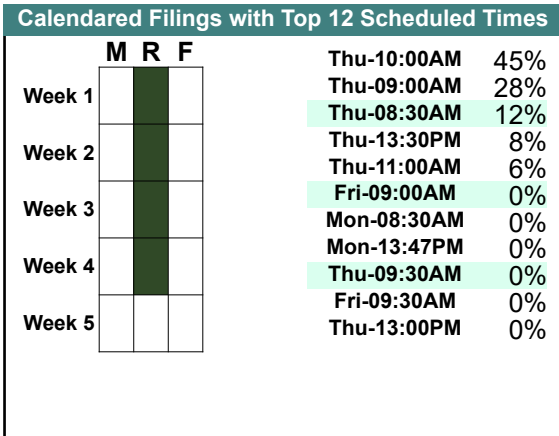
Cumberland

District: 10

		<u>Filings</u>	<u>Hearings</u>	<u>Transactions</u>	<u>Concluded</u>	<u>Cont</u>
<u>Criminal</u>						
Capias	CA	2	7	7	2	5
Civil Violation	CV	0	1	1	0	1
Felony	F	6	19	19	2	17
Misdemeanor	M	24	45	52	29	23
Show Cause	SC	3	7	7	2	5
Criminal Total		35	79	86	35	51
<u>Traffic</u>						
Capias	CA	4	4	4	2	2
Felony	F	1	1	1	0	1
Infraction	I	456	479	646	501	145
Misdemeanor	M	36	86	86	27	59
Show Cause	SC	6	8	8	3	5
Traffic Total		503	578	745	533	212
<u>Civil</u>						
Bond Forfeiture	BF	1	0	1	1	-
Detinue	DT	1	1	1	0	1
Garnishment	GA	2	1	2	1	1
Protective Order	PO	2	0	2	2	-
Prelim Prot Order	PP	3	0	3	3	-
Unlawful Detainer	UD	3	4	4	2	2
Warrant in Debt	WD	16	22	24	15	9
Civil Total		28	28	37	24	13
Cumberland Totals		566	685	868	592	276



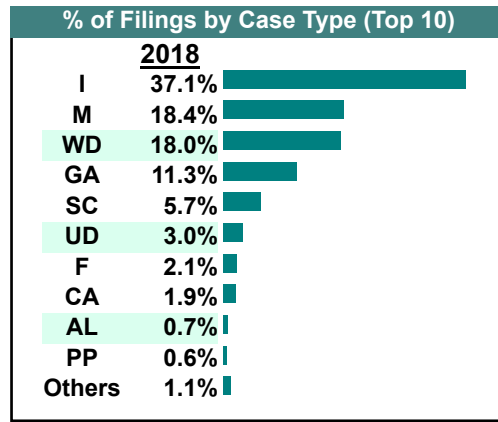
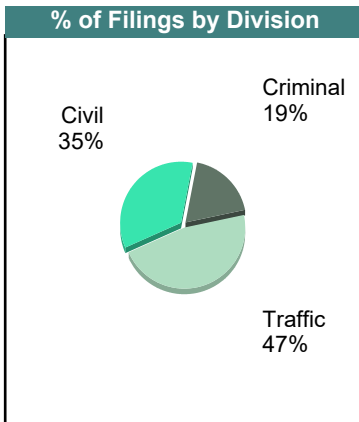
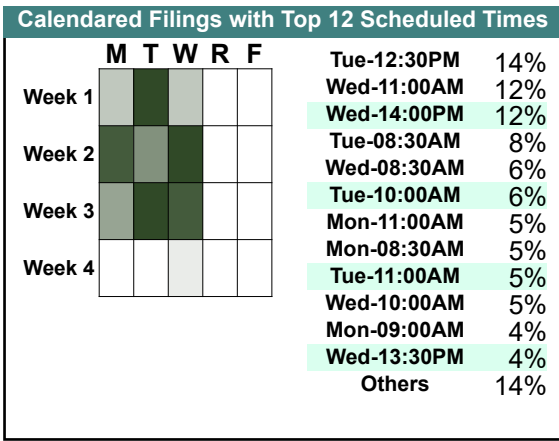
		<u>Filings</u>	<u>Hearings</u>	<u>Transactions</u>	<u>Concluded</u>	<u>Cont</u>
<u>Criminal</u>						
Capias	CA	1	2	2	0	2
Civil Violation	CV	1	2	2	0	2
Felony	F	5	15	15	0	15
Misdemeanor	M	55	91	94	23	71
Show Cause	SC	0	2	2	1	1
Criminal Total		62	112	115	24	91
<u>Traffic</u>						
Capias	CA	0	2	2	2	-
Infraction	I	214	265	353	223	130
Misdemeanor	M	18	58	58	18	40
Show Cause	SC	2	7	7	3	4
Traffic Total		234	332	420	246	174
<u>Civil</u>						
Admin License	AL	2	1	2	1	-
Bond Forfeiture	BF	0	1	1	1	-
Garnishment	GA	5	1	6	5	1
Unlawful Detainer	UD	5	7	8	1	7
Warrant in Debt	WD	18	18	23	17	6
Civil Total		30	28	40	25	14
Cumberland Totals		326	472	575	295	279



CASELOAD STATISTICS OF THE GENERAL DISTRICT COURTS

December 2018

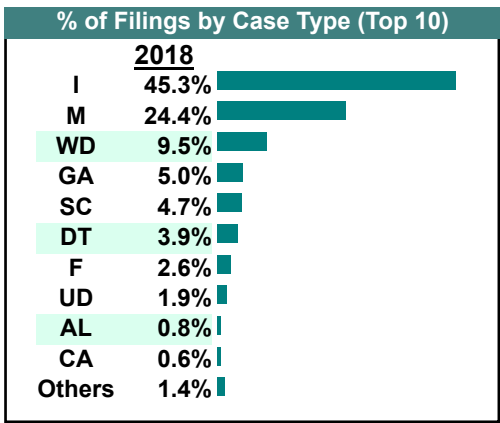
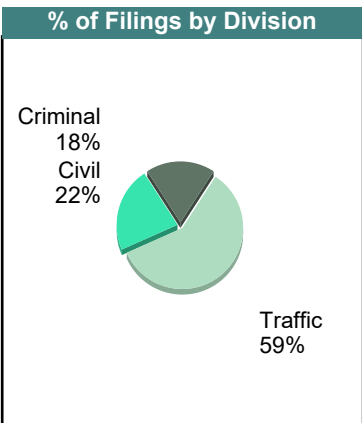
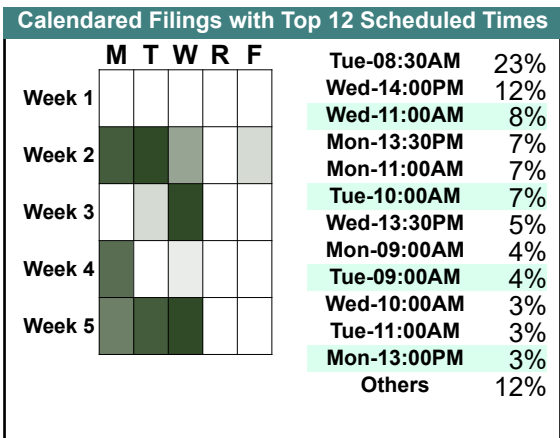
		<u>Filings</u>	<u>Hearings</u>	<u>Transactions</u>	<u>Concluded</u>	<u>Cont</u>
<u>Criminal</u>						
Capias	CA	9	19	19	8	11
Civil Violation	CV	0	2	2	1	1
Felony	F	13	76	76	25	51
Misdemeanor	M	79	246	246	84	162
Show Cause	SC	30	65	65	27	38
Criminal Total		131	408	408	145	263
<u>Traffic</u>						
Capias	CA	4	19	19	7	12
Felony	F	2	7	7	3	4
Infraction	I	260	308	376	247	129
Misdemeanor	M	50	145	145	63	82
Show Cause	SC	10	27	27	9	18
Traffic Total		326	506	574	329	245
<u>Civil</u>						
Abstract	AJ	1	0	1	1	-
Admin License	AL	5	0	5	5	-
Bond Forfeiture	BF	1	1	4	3	1
Garnishment	GA	79	4	80	76	3
Interrogatory	IN	1	1	2	1	1
Motion for Judgment	MJ	2	2	2	1	1
Protective Order	PO	3	2	4	2	2
Prelim Prot Order	PP	4	5	9	4	5
Show Cause	SC	0	2	2	0	2
Unlawful Detainer	UD	21	10	23	19	4
Warrant in Debt	WD	126	127	151	132	19
Civil Total		243	154	283	244	38
Halifax Totals		700	1,068	1,265	718	546



CASELOAD STATISTICS OF THE GENERAL DISTRICT COURTS

November 2018

		<u>Filings</u>	<u>Hearings</u>	<u>Transactions</u>	<u>Concluded</u>	<u>Cont</u>
<u>Criminal</u>						
Capias	CA	2	13	13	4	9
Civil Violation	CV	2	4	4	2	2
Felony	F	17	85	85	24	61
Misdemeanor	M	78	216	221	97	124
Motion	MO	1	1	1	1	-
Show Cause	SC	19	46	46	23	23
Criminal Total		119	365	370	151	219
<u>Traffic</u>						
Capias	CA	2	12	12	6	6
Civil Violation	CV	1	1	1	1	-
Felony	F	0	1	1	0	1
Infraction	I	292	279	372	286	86
Misdemeanor	M	79	150	150	77	73
Show Cause	SC	7	13	13	3	10
Traffic Total		381	456	549	373	176
<u>Civil</u>						
Admin License	AL	5	0	5	5	-
Bond Forfeiture	BF	1	1	3	2	1
Detinue	DT	25	28	31	23	8
Garnishment	GA	32	7	39	32	6
Impoundment	IM	2	0	2	2	-
Interrogatory	IN	2	1	7	6	1
Protective Order	PO	0	0	1	1	-
Prelim Prot Order	PP	0	1	3	2	1
Petition-Restore Arms	PR	0	0	1	1	-
Show Cause	SC	4	2	6	4	2
Unlawful Detainer	UD	12	10	15	10	5
Warrant in Debt	WD	61	60	70	54	16
Civil Total		144	110	183	142	40
Halifax Totals		644	931	1,102	666	435

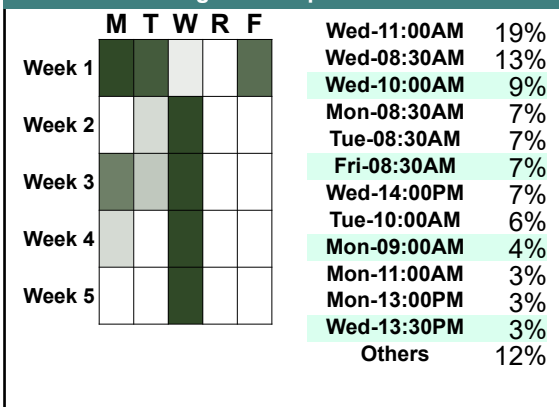


CASELOAD STATISTICS OF THE GENERAL DISTRICT COURTS

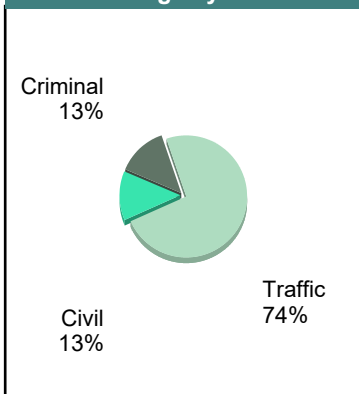
October 2018

		<u>Filings</u>	<u>Hearings</u>	<u>Transactions</u>	<u>Concluded</u>	<u>Cont</u>
<u>Criminal</u>						
Capias	CA	11	22	22	10	12
Civil Violation	CV	0	2	2	1	1
Felony	F	20	116	116	38	78
Misdemeanor	M	92	262	264	86	178
Motion	MO	3	3	3	3	-
Show Cause	SC	21	51	51	22	29
Criminal Total		147	456	458	160	298
<u>Traffic</u>						
Capias	CA	10	22	22	11	11
Felony	F	1	5	5	1	4
Infraction	I	665	577	773	643	130
Misdemeanor	M	138	262	262	159	103
Restricted O/L	RL	1	1	1	1	-
Show Cause	SC	5	20	20	8	12
Traffic Total		820	887	1,083	823	260
<u>Civil</u>						
Abstract	AJ	1	0	1	1	-
Admin License	AL	7	0	7	7	-
Bond Forfeiture	BF	1	2	4	2	2
Detinue	DT	19	24	33	27	6
Garnishment	GA	30	1	30	29	1
Impoundment	IM	1	0	1	1	-
Interrogatory	IN	2	1	2	1	1
Motion for Judgment	MJ	0	0	1	1	-
Protective Order	PO	6	3	7	4	1
Prelim Prot Order	PP	6	8	18	10	8
Petition-Restore Arms	PR	0	1	1	0	1
Unlawful Detainer	UD	25	22	32	28	4
Warrant in Debt	WD	48	102	149	125	24
Civil Total		146	164	286	236	48
Halifax Totals		1,113	1,507	1,827	1,219	606

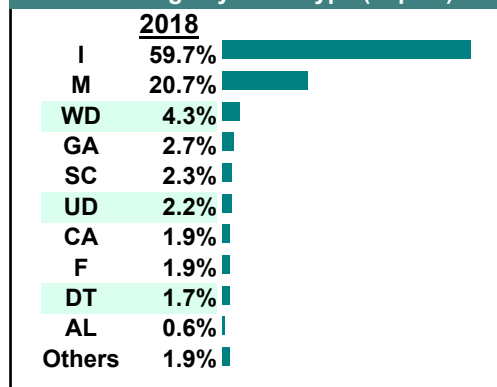
Calendared Filings with Top 12 Scheduled Times



% of Filings by Division



% of Filings by Case Type (Top 10)



CASELOAD STATISTICS OF THE GENERAL DISTRICT COURTS


September 2018

Halifax

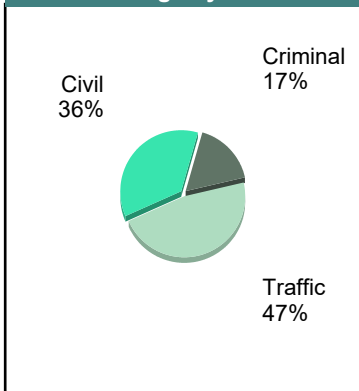
District: 10

		<u>Filings</u>	<u>Hearings</u>	<u>Transactions</u>	<u>Concluded</u>	<u>Cont</u>
<u>Criminal</u>						
Capias	CA	7	17	17	10	7
Civil Violation	CV	2	5	5	2	3
Felony	F	29	108	108	17	91
Misdemeanor	M	89	259	262	101	161
Motion	MO	3	3	3	3	-
Show Cause	SC	18	45	45	24	21
Criminal Total		148	437	440	157	283
<u>Traffic</u>						
Capias	CA	5	15	15	9	6
Felony	F	0	3	3	1	2
Infraction	I	333	312	427	356	71
Misdemeanor	M	75	155	155	83	72
Motion	MO	1	1	1	1	-
Show Cause	SC	3	15	15	7	8
Traffic Total		417	501	616	457	159
<u>Civil</u>						
Abstract	AJ	2	0	2	2	-
Admin License	AL	8	0	8	8	-
Bond Forfeiture	BF	2	6	8	2	4
Garnishment	GA	96	1	97	96	-
Impoundment	IM	1	0	1	1	-
Motion for Judgment	MJ	1	1	1	0	1
Protective Order	PO	10	1	11	10	1
Prelim Prot Order	PP	15	14	30	16	13
Unlawful Detainer	UD	14	12	17	14	3
Warrant in Debt	WD	172	160	206	175	31
Civil Total		321	195	381	324	53
Halifax Totals		886	1,133	1,437	938	495

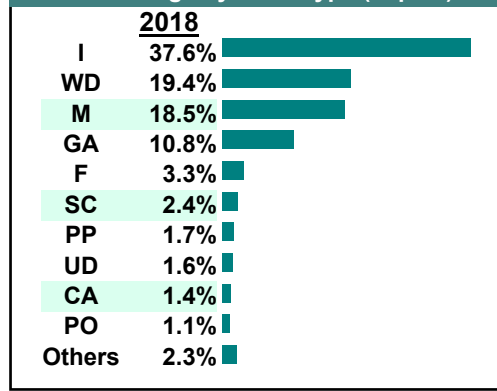
Calendared Filings with Top 12 Scheduled Times



% of Filings by Division



% of Filings by Case Type (Top 10)

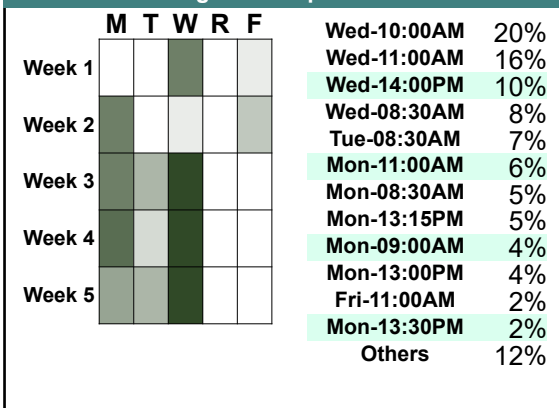


CASELOAD STATISTICS OF THE GENERAL DISTRICT COURTS

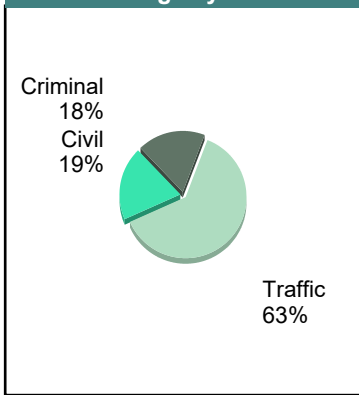
August 2018

		<u>Filings</u>	<u>Hearings</u>	<u>Transactions</u>	<u>Concluded</u>	<u>Cont</u>
<u>Criminal</u>						
Capias	CA	5	16	16	3	13
Civil Violation	CV	1	2	2	1	1
Felony	F	32	109	109	25	84
Misdemeanor	M	108	274	277	84	193
Motion	MO	5	5	5	5	-
Show Cause	SC	28	61	61	26	35
Criminal Total		179	467	470	144	326
<u>Traffic</u>						
Capias	CA	9	14	14	4	10
Felony	F	3	9	9	2	7
Infraction	I	476	467	599	499	100
Misdemeanor	M	127	239	239	127	112
Restricted O/L	RL	0	1	1	1	-
Show Cause	SC	7	15	15	1	14
Traffic Total		622	745	877	634	243
<u>Civil</u>						
Abstract	AJ	1	0	1	1	-
Admin License	AL	5	0	5	5	-
Bond Forfeiture	BF	7	5	12	7	5
Detinue	DT	21	21	32	18	14
Garnishment	GA	24	6	31	25	6
Impoundment	IM	2	0	2	2	-
Interrogatory	IN	1	5	9	4	5
Other	OT	1	0	1	1	-
Protective Order	PO	1	1	2	1	1
Prelim Prot Order	PP	7	7	8	1	7
Petition-Restore Arms	PR	0	1	1	0	1
Show Cause	SC	7	2	7	5	2
Unlawful Detainer	UD	26	21	35	25	10
Warrant in Debt	WD	90	142	165	56	107
Civil Total		193	211	311	151	158
Halifax Totals		994	1,423	1,658	929	727

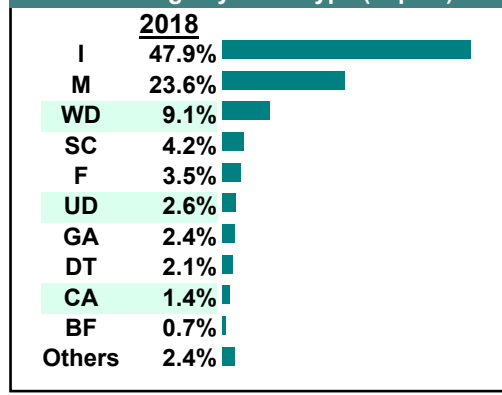
Calendared Filings with Top 12 Scheduled Times



% of Filings by Division



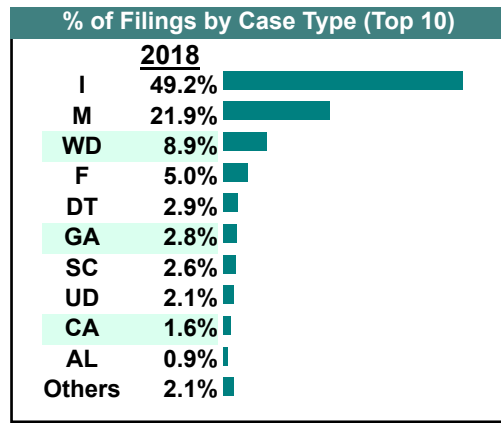
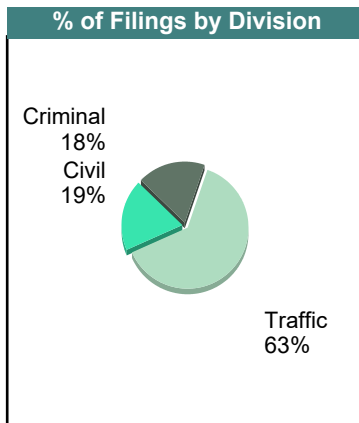
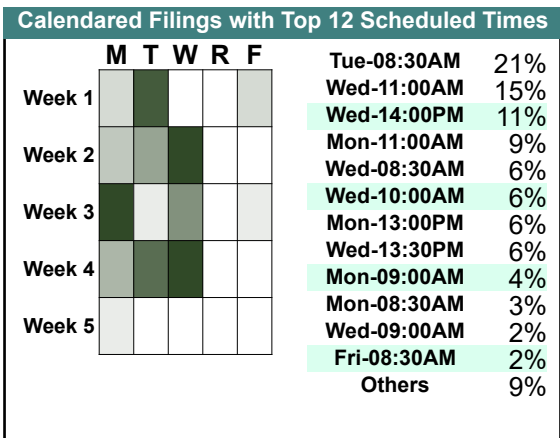
% of Filings by Case Type (Top 10)



CASELOAD STATISTICS OF THE GENERAL DISTRICT COURTS

July 2018

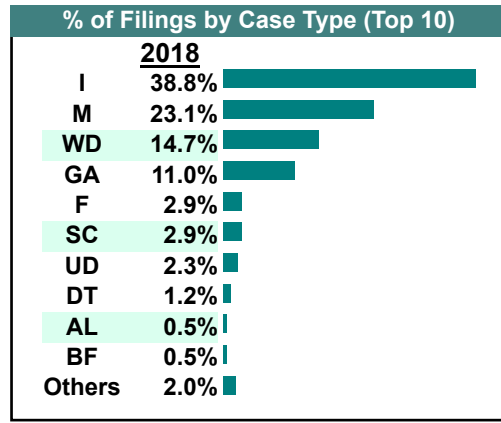
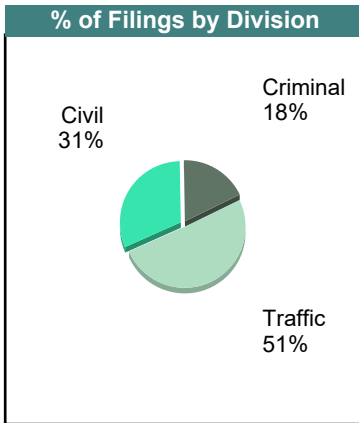
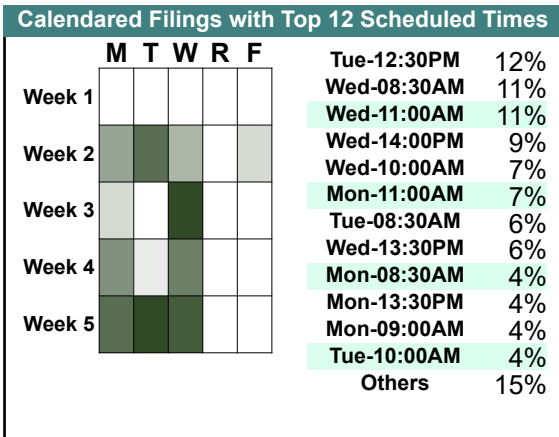
		<u>Filings</u>	<u>Hearings</u>	<u>Transactions</u>	<u>Concluded</u>	<u>Cont</u>
<u>Criminal</u>						
Capias	CA	9	24	24	8	16
Civil Violation	CV	1	2	2	0	2
Felony	F	46	115	115	30	85
Misdemeanor	M	86	237	238	59	179
Motion	MO	4	4	4	4	-
Show Cause	SC	21	62	62	22	40
Criminal Total		167	444	445	123	322
<u>Traffic</u>						
Capias	CA	6	13	13	4	9
Felony	F	1	3	3	0	3
Infraction	I	459	388	524	418	106
Misdemeanor	M	118	208	208	106	102
Restricted O/L	RL	2	5	5	2	3
Show Cause	SC	3	13	13	4	9
Traffic Total		589	630	766	534	232
<u>Civil</u>						
Abstract	AJ	1	0	1	1	-
Admin License	AL	8	1	8	7	-
Bond Forfeiture	BF	4	4	5	1	4
Detinue	DT	27	21	32	21	11
Garnishment	GA	26	0	27	27	-
Impoundment	IM	1	0	1	1	-
Other	OT	1	0	1	1	-
Protective Order	PO	3	2	4	2	1
Prelim Prot Order	PP	3	5	6	1	2
Petition-Restore Arms	PR	0	1	1	0	1
Unlawful Detainer	UD	20	11	22	17	5
Warrant in Debt	WD	83	81	97	56	39
Civil Total		177	126	205	135	63
Halifax Totals		933	1,200	1,416	792	617



CASELOAD STATISTICS OF THE GENERAL DISTRICT COURTS

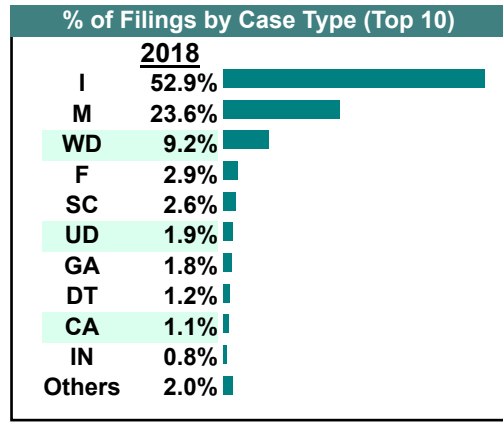
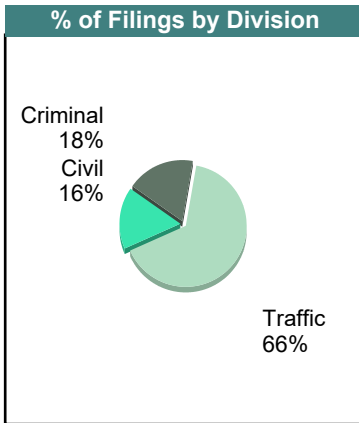
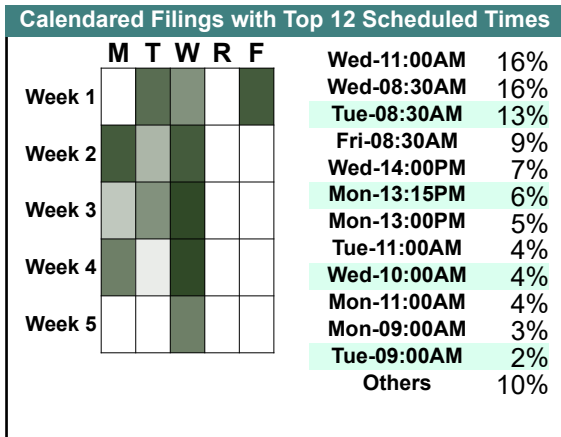
June 2018

		<u>Filings</u>	<u>Hearings</u>	<u>Transactions</u>	<u>Concluded</u>	<u>Cont</u>
<u>Criminal</u>						
Capias	CA	2	11	11	3	8
Civil Violation	CV	1	3	3	1	2
Felony	F	29	128	128	32	96
Misdemeanor	M	121	316	328	161	167
Motion	MO	3	3	3	3	-
Show Cause	SC	26	49	49	17	32
Criminal Total		182	510	522	217	305
<u>Traffic</u>						
Capias	CA	2	13	13	7	6
Felony	F	0	4	4	1	3
Infraction	I	387	432	629	522	107
Misdemeanor	M	110	232	232	108	124
Restricted O/L	RL	2	2	2	1	1
Show Cause	SC	3	17	17	8	9
Traffic Total		504	700	897	647	250
<u>Civil</u>						
Admin License	AL	5	0	5	5	-
Bond Forfeiture	BF	5	3	7	4	3
Detinue	DT	12	20	26	21	5
Garnishment	GA	110	0	110	110	-
Impoundment	IM	3	0	3	3	-
Other	OT	1	0	1	1	-
Protective Order	PO	1	2	2	0	2
Prelim Prot Order	PP	4	5	5	0	5
Petition-Restore Arms	PR	1	2	2	0	2
Unlawful Detainer	UD	23	10	24	23	1
Warrant in Debt	WD	147	127	181	153	28
Civil Total		312	169	366	320	46
Halifax Totals		998	1,379	1,785	1,184	601



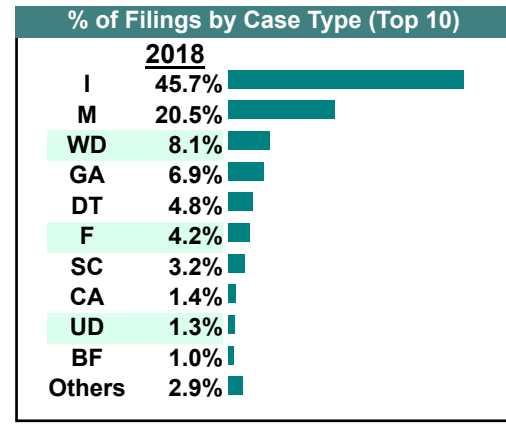
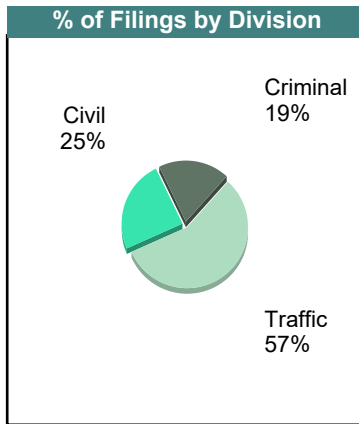
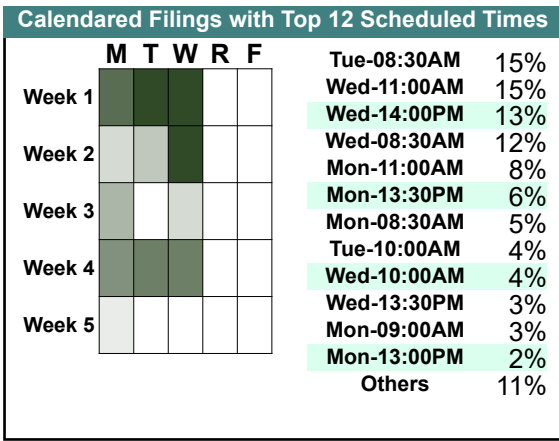
May 2018

		<u>Filings</u>	<u>Hearings</u>	<u>Transactions</u>	<u>Concluded</u>	<u>Cont</u>
<u>Criminal</u>						
Capias	CA	4	16	16	8	8
Civil Violation	CV	2	2	2	0	2
Felony	F	32	98	98	25	73
Misdemeanor	M	142	299	300	77	223
Show Cause	SC	25	54	54	27	27
Criminal Total		205	469	470	137	333
<u>Traffic</u>						
Capias	CA	8	21	21	7	14
Felony	F	1	3	3	0	3
Infraction	I	600	555	697	423	274
Misdemeanor	M	126	228	228	110	118
Motion	MO	2	2	2	2	-
Restricted O/L	RL	2	2	2	2	-
Show Cause	SC	5	21	21	7	14
Traffic Total		744	832	974	551	423
<u>Civil</u>						
Admin License	AL	2	0	2	2	-
Bond Forfeiture	BF	3	4	8	4	4
Detinue	DT	14	26	30	16	14
Garnishment	GA	20	4	24	20	4
Impoundment	IM	2	0	2	2	-
Interrogatory	IN	9	8	9	1	8
Other	OT	2	0	2	2	-
Protective Order	PO	7	0	8	8	-
Prelim Prot Order	PP	1	5	8	3	3
Unlawful Detainer	UD	21	17	26	23	3
Warrant in Debt	WD	104	128	156	107	49
Civil Total		185	192	275	188	85
Halifax Totals		1,134	1,493	1,719	876	841



April 2018

		<u>Filings</u>	<u>Hearings</u>	<u>Transactions</u>	<u>Concluded</u>	<u>Cont</u>
<u>Criminal</u>						
Capias	CA	6	18	18	7	11
Felony	F	27	95	95	29	65
Misdemeanor	M	78	197	200	63	137
Motion	MO	3	3	3	3	-
Show Cause	SC	15	47	47	25	22
Criminal Total		129	360	363	127	235
<u>Traffic</u>						
Capias	CA	4	11	11	3	8
Felony	F	2	6	6	0	6
Infraction	I	316	316	418	355	63
Misdemeanor	M	64	170	170	73	97
Show Cause	SC	7	19	19	4	15
Traffic Total		393	522	624	435	189
<u>Civil</u>						
Abstract	AJ	1	0	1	1	-
Admin License	AL	6	0	6	6	-
Bond Forfeiture	BF	7	5	9	4	5
Detinue	DT	33	30	46	30	16
Garnishment	GA	48	3	65	62	3
Impoundment	IM	1	0	1	1	-
Other	OT	1	0	1	1	-
Protective Order	PO	1	1	3	2	1
Prelim Prot Order	PP	7	4	7	3	4
Unlawful Detainer	UD	9	7	12	10	2
Warrant in Debt	WD	56	52	72	53	19
Civil Total		170	102	223	173	50
Halifax Totals		692	984	1,210	735	474

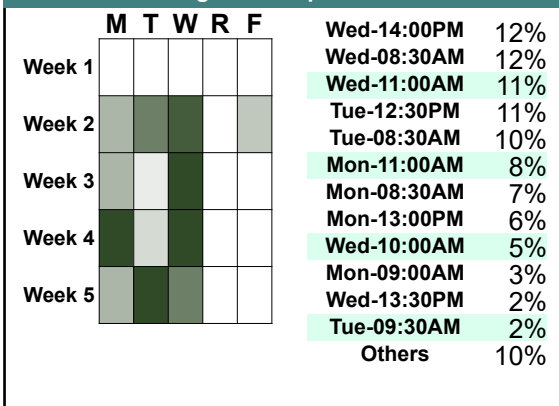


CASELOAD STATISTICS OF THE GENERAL DISTRICT COURTS

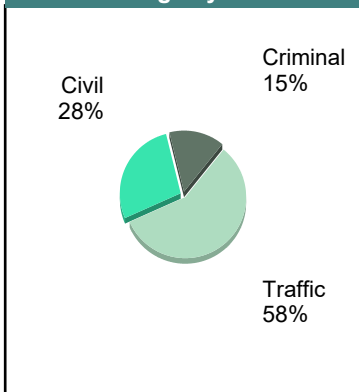
March 2018

		<u>Filings</u>	<u>Hearings</u>	<u>Transactions</u>	<u>Concluded</u>	<u>Cont</u>
<u>Criminal</u>						
Capias	CA	9	22	22	7	15
Civil Violation	CV	1	2	2	2	-
Felony	F	30	73	73	13	60
Misdemeanor	M	76	213	213	63	150
Motion	MO	3	4	4	4	-
Show Cause	SC	26	66	66	26	40
Criminal Total		145	380	380	115	265
<u>Traffic</u>						
Capias	CA	8	20	20	7	13
Felony	F	0	1	1	0	1
Infraction	I	424	373	518	437	81
Misdemeanor	M	127	258	258	141	117
Restricted O/L	RL	4	4	4	4	-
Show Cause	SC	7	22	22	7	15
Traffic Total		570	678	823	596	227
<u>Civil</u>						
Admin License	AL	6	0	6	6	-
Bond Forfeiture	BF	4	1	6	5	1
Detinue	DT	12	8	13	11	2
Garnishment	GA	82	17	83	66	17
Protective Order	PO	3	3	6	3	3
Prelim Prot Order	PP	5	5	12	7	4
Petition-Restore Arms	PR	1	0	1	1	-
Unlawful Detainer	UD	29	25	40	32	8
Warrant in Debt	WD	134	136	170	143	27
Civil Total		276	195	337	274	62
Halifax Totals		991	1,253	1,540	985	554

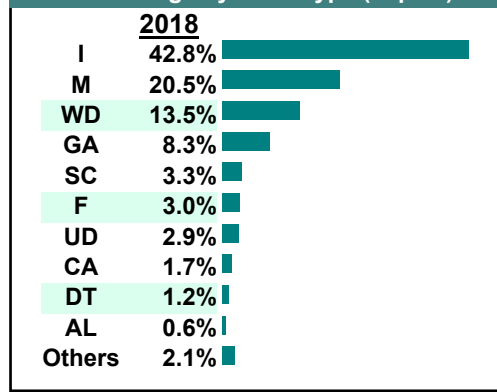
Calendared Filings with Top 12 Scheduled Times



% of Filings by Division



% of Filings by Case Type (Top 10)

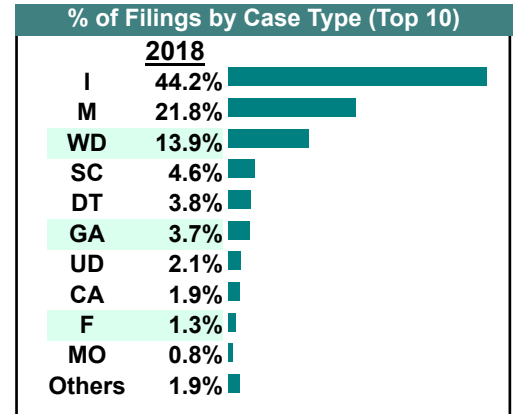
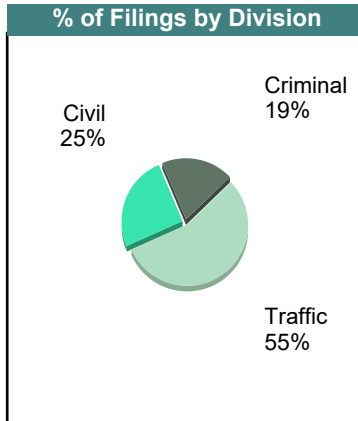
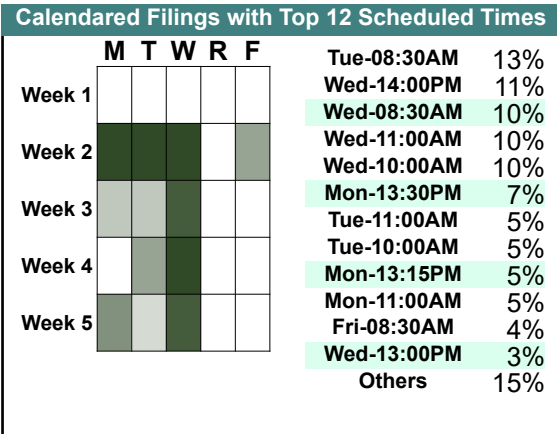


CASELOAD STATISTICS OF THE GENERAL DISTRICT COURTS

February 2018

Halifax
District: 10

		<u>Filings</u>	<u>Hearings</u>	<u>Transactions</u>	<u>Concluded</u>	<u>Cont</u>
<u>Criminal</u>						
Capias	CA	9	25	25	15	10
Civil Violation	CV	1	5	5	4	1
Felony	F	11	68	69	14	55
Misdemeanor	M	117	277	284	157	127
Motion	MO	6	6	6	5	1
Show Cause	SC	29	69	69	24	45
Criminal Total		173	450	458	219	239
<u>Traffic</u>						
Capias	CA	8	22	22	8	14
Felony	F	1	5	5	2	3
Infraction	I	396	398	547	446	101
Misdemeanor	M	78	217	217	112	105
Motion	MO	1	1	1	1	-
Restricted O/L	RL	3	3	3	3	-
Show Cause	SC	9	22	22	6	16
Traffic Total		496	668	817	578	239
<u>Civil</u>						
Admin License	AL	4	0	4	4	-
Bond Forfeiture	BF	4	2	6	4	2
Detinue	DT	34	35	49	37	12
Garnishment	GA	33	0	35	35	-
Impoundment	IM	1	0	1	1	-
Interrogatory	IN	0	0	3	3	-
Overweight	OC	0	0	1	1	-
Protective Order	PO	1	5	8	3	5
Prelim Prot Order	PP	3	5	7	2	5
Show Cause	SC	3	0	4	4	-
Unlawful Detainer	UD	19	11	26	22	4
Warrant in Debt	WD	124	140	179	116	63
Civil Total		226	198	323	232	91
Halifax Totals		895	1,316	1,598	1,029	569



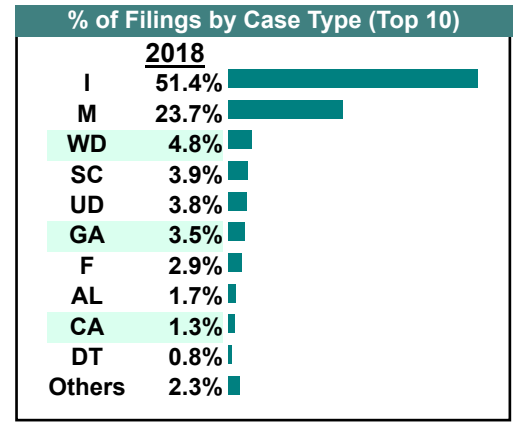
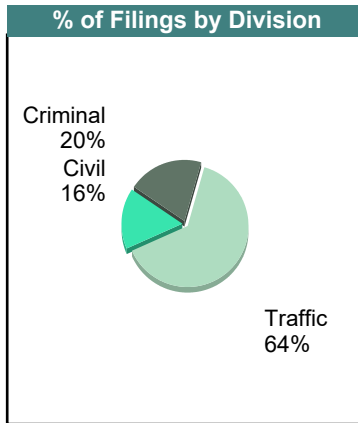
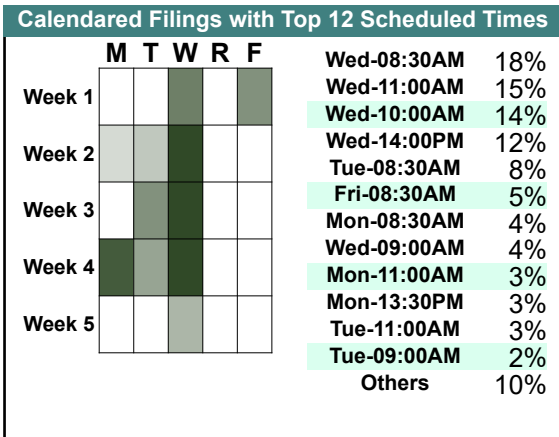
CASELOAD STATISTICS OF THE GENERAL DISTRICT COURTS

January 2018

Halifax

District: 10

		<u>Filings</u>	<u>Hearings</u>	<u>Transactions</u>	<u>Concluded</u>	<u>Cont</u>
<u>Criminal</u>						
Capias	CA	7	20	20	5	15
Civil Violation	CV	1	4	4	0	4
Felony	F	23	75	75	23	52
Misdemeanor	M	103	234	240	87	153
Motion	MO	3	3	3	3	-
Show Cause	SC	29	48	48	19	29
Criminal Total		166	384	390	137	253
<u>Traffic</u>						
Capias	CA	4	12	12	2	10
Felony	F	1	5	5	1	4
Infraction	I	430	380	546	403	143
Misdemeanor	M	95	195	195	76	119
Restricted O/L	RL	1	1	1	1	-
Show Cause	SC	4	13	13	3	10
Traffic Total		535	606	772	486	286
<u>Civil</u>						
Admin License	AL	14	2	14	12	-
Bond Forfeiture	BF	1	1	3	2	1
Detinue	DT	7	6	7	4	3
Garnishment	GA	29	1	30	29	1
Impoundment	IM	4	0	4	4	-
Overweight	OC	0	1	1	0	1
Other	OT	0	0	1	1	-
Protective Order	PO	6	4	8	4	3
Prelim Prot Order	PP	3	9	11	2	6
Unlawful Detainer	UD	32	24	39	27	12
Warrant in Debt	WD	40	53	65	44	21
Civil Total		136	101	183	129	48
Halifax Totals		837	1,091	1,345	752	587



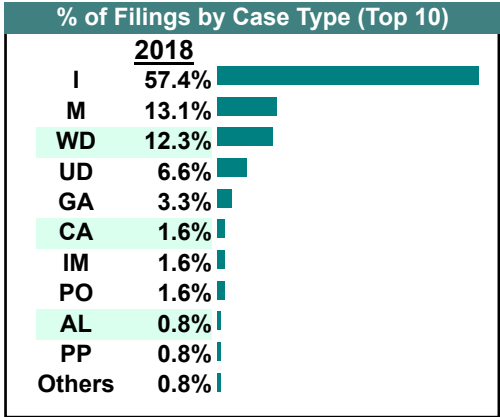
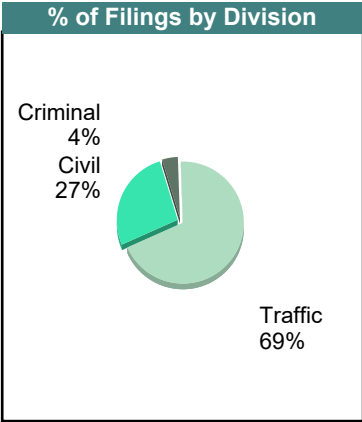
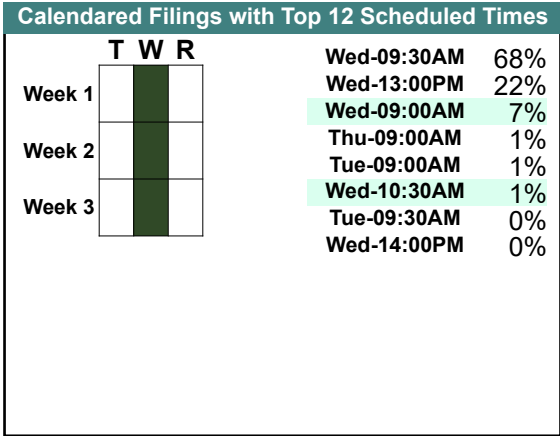
CASELOAD STATISTICS OF THE GENERAL DISTRICT COURTS

December 2018

Lunenburg

District: 10

		Filings	Hearings	Transactions	Concluded	Cont
<u>Criminal</u>						
Capias	CA	2	6	6	1	5
Felony	F	0	7	7	1	6
Misdemeanor	M	3	16	16	8	8
Show Cause	SC	0	5	5	1	4
Criminal Total		5	34	34	11	23
<u>Traffic</u>						
Infraction	I	70	64	89	75	14
Misdemeanor	M	13	28	28	18	10
Show Cause	SC	1	1	1	0	1
Traffic Total		84	93	118	93	25
<u>Civil</u>						
Admin License	AL	1	0	1	1	-
Garnishment	GA	4	0	4	4	-
Impoundment	IM	2	0	2	2	-
Protective Order	PO	2	1	2	1	1
Prelim Prot Order	PP	1	1	2	1	1
Unlawful Detainer	UD	8	7	9	8	1
Warrant in Debt	WD	15	31	34	12	22
Civil Total		33	40	54	29	25
Lunenburg Totals		122	167	206	133	73



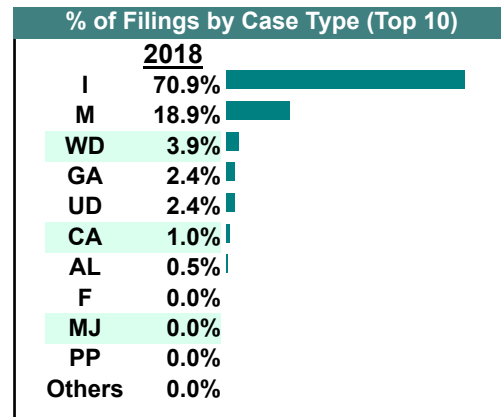
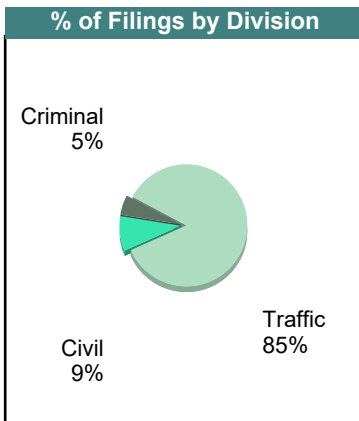
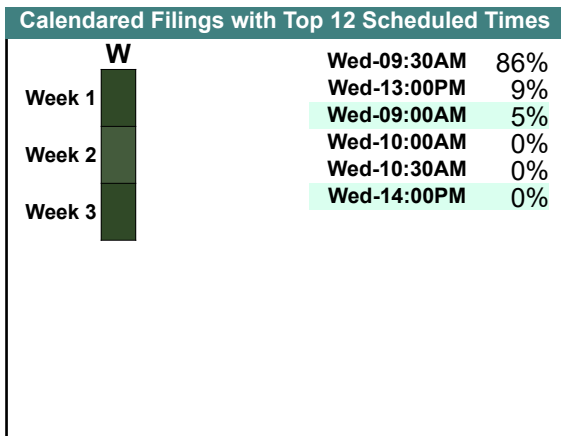
CASELOAD STATISTICS OF THE GENERAL DISTRICT COURTS

November 2018

Lunenburg

District: 10

		Filings	Hearings	Transactions	Concluded	Cont
<u>Criminal</u>						
Capias	CA	2	4	4	1	3
Felony	F	0	17	17	9	8
Misdemeanor	M	9	39	39	22	17
Show Cause	SC	0	5	5	3	2
Criminal Total		11	65	65	35	30
<u>Traffic</u>						
Capias	CA	0	2	2	1	1
Felony	F	0	1	1	1	-
Infraction	I	146	115	171	141	30
Misdemeanor	M	30	47	47	27	20
Show Cause	SC	0	2	2	1	1
Traffic Total		176	167	223	171	52
<u>Civil</u>						
Admin License	AL	1	0	1	1	-
Garnishment	GA	5	0	5	5	-
Motion for Judgment	MJ	0	0	1	1	-
Prelim Prot Order	PP	0	1	2	1	1
Show Cause	SC	0	0	1	1	-
Unlawful Detainer	UD	5	3	5	4	1
Warrant in Debt	WD	8	12	16	9	7
Civil Total		19	16	31	22	9
Lunenburg Totals		206	248	319	228	91



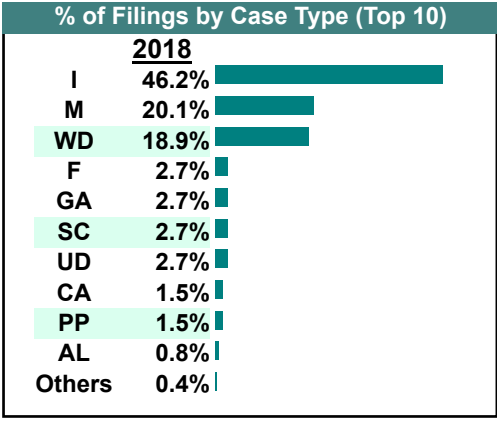
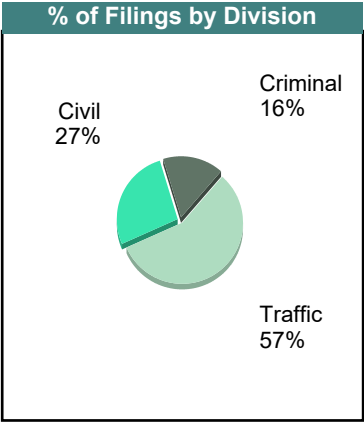
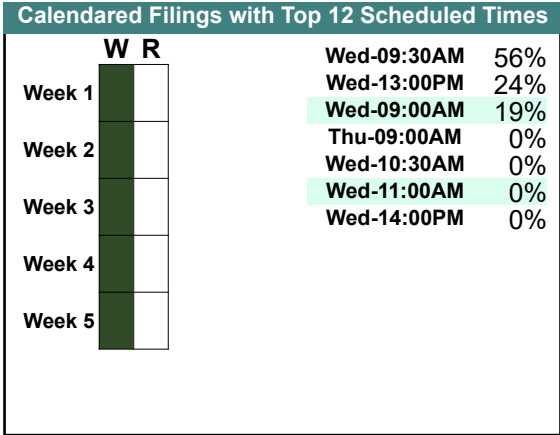
CASELOAD STATISTICS OF THE GENERAL DISTRICT COURTS

October 2018

Lunenburg

District: 10

		<u>Filings</u>	<u>Hearings</u>	<u>Transactions</u>	<u>Concluded</u>	<u>Cont</u>
<u>Criminal</u>						
Capias	CA	2	3	3	0	3
Felony	F	7	22	22	6	16
Misdemeanor	M	27	54	54	17	37
Show Cause	SC	7	10	10	2	8
Criminal Total		43	89	89	25	64
<u>Traffic</u>						
Capias	CA	2	4	4	1	3
Felony	F	0	1	1	0	1
Infraction	I	122	100	137	115	22
Misdemeanor	M	26	45	46	32	14
Show Cause	SC	0	3	3	1	2
Traffic Total		150	153	191	149	42
<u>Civil</u>						
Admin License	AL	2	0	2	2	-
Detinue	DT	0	0	1	1	-
Garnishment	GA	7	2	7	5	-
Protective Order	PO	1	0	1	1	-
Prelim Prot Order	PP	4	3	4	1	3
Unlawful Detainer	UD	7	7	7	7	-
Warrant in Debt	WD	50	40	58	43	15
Civil Total		71	52	80	60	18
Lunenburg Totals		264	294	360	234	124



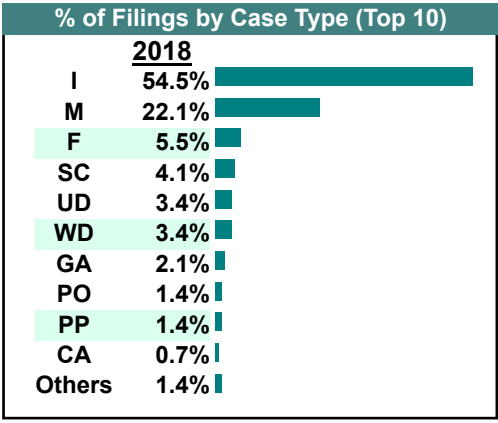
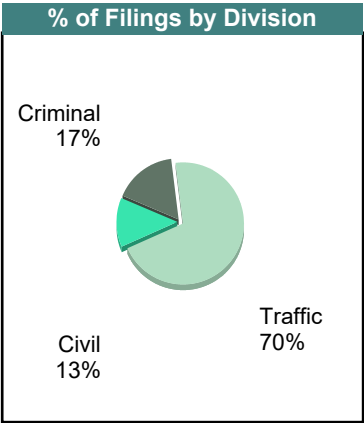
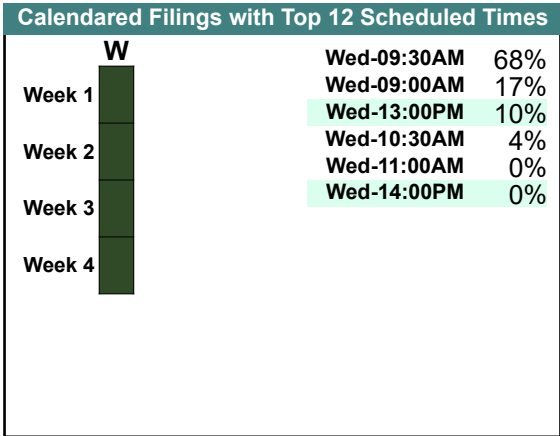
CASELOAD STATISTICS OF THE GENERAL DISTRICT COURTS

September 2018

Lunenburg

District: 10

		<u>Filings</u>	<u>Hearings</u>	<u>Transactions</u>	<u>Concluded</u>	<u>Cont</u>
<u>Criminal</u>						
Capias	CA	1	3	3	2	1
Civil Violation	CV	0	1	1	1	-
Felony	F	7	16	16	6	10
Misdemeanor	M	12	37	38	17	21
Show Cause	SC	4	8	8	6	2
Criminal Total		24	65	66	32	34
<u>Traffic</u>						
Capias	CA	0	2	2	1	1
Felony	F	1	1	1	1	-
Infraction	I	79	85	103	80	23
Misdemeanor	M	20	43	43	28	15
Show Cause	SC	2	4	4	1	3
Traffic Total		102	135	153	111	42
<u>Civil</u>						
Detinue	DT	1	1	1	0	1
Garnishment	GA	3	0	3	3	-
Motion for Judgment	MJ	1	1	1	0	1
Protective Order	PO	2	0	3	3	-
Prelim Prot Order	PP	2	2	4	2	2
Unlawful Detainer	UD	5	4	5	5	-
Warrant in Debt	WD	5	4	6	4	2
Civil Total		19	12	23	17	6
Lunenburg Totals		145	212	242	160	82



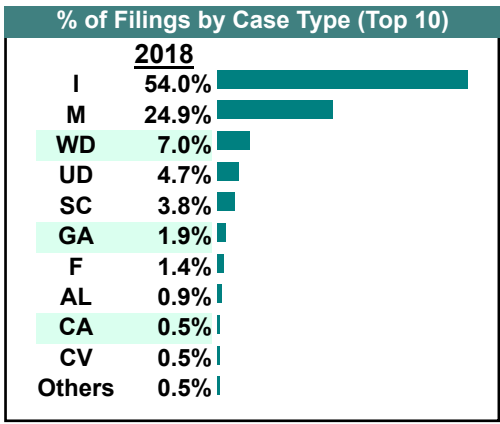
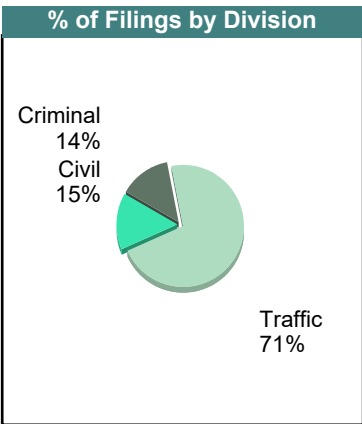
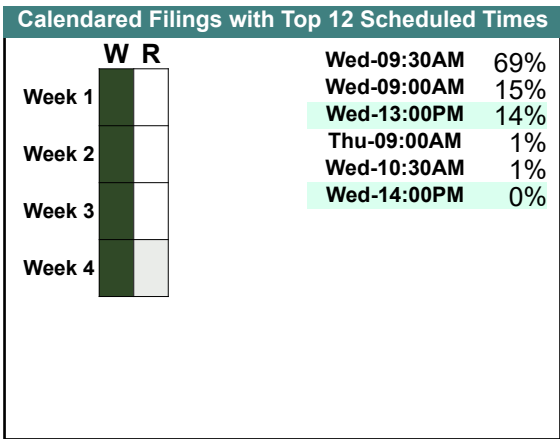
CASELOAD STATISTICS OF THE GENERAL DISTRICT COURTS

August 2018

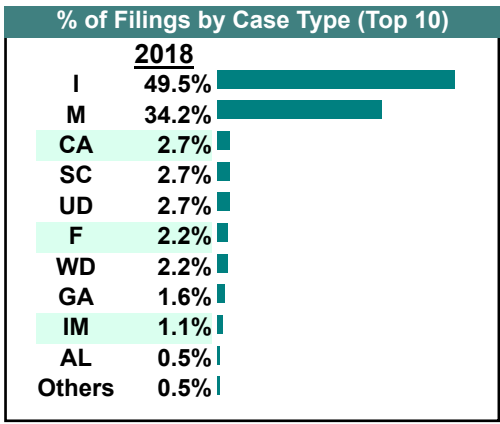
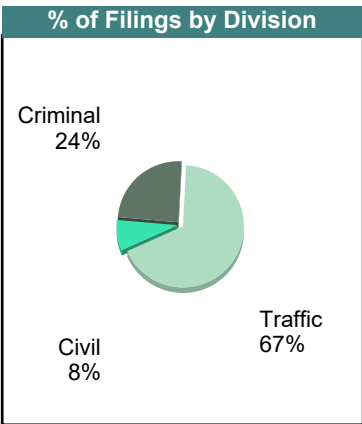
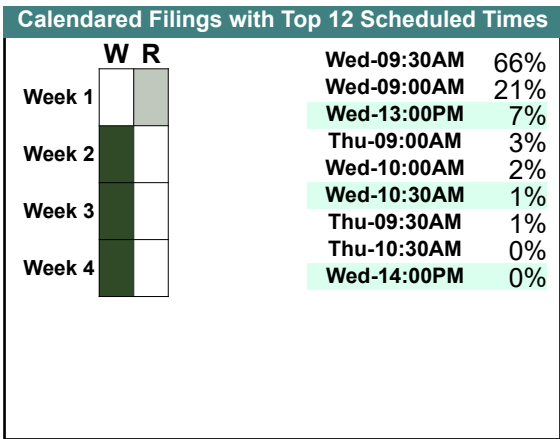
Lunenburg

District: 10

		<u>Filings</u>	<u>Hearings</u>	<u>Transactions</u>	<u>Concluded</u>	<u>Cont</u>
<u>Criminal</u>						
Capias	CA	1	11	11	5	6
Civil Violation	CV	1	2	2	0	2
Felony	F	3	16	16	7	9
Misdemeanor	M	17	63	63	24	39
Show Cause	SC	7	10	10	2	8
Criminal Total		29	102	102	38	64
<u>Traffic</u>						
Capias	CA	0	3	3	2	1
Felony	F	0	2	2	1	1
Infraction	I	115	98	144	117	27
Misdemeanor	M	36	71	71	47	24
Show Cause	SC	1	3	3	2	1
Traffic Total		152	177	223	169	54
<u>Civil</u>						
Admin License	AL	2	0	2	2	-
Garnishment	GA	4	0	4	4	-
Prelim Prot Order	PP	1	0	1	1	-
Unlawful Detainer	UD	10	10	12	11	1
Warrant in Debt	WD	15	20	24	16	8
Civil Total		32	30	43	34	9
Lunenburg Totals		213	309	368	241	127



		Filings	Hearings	Transactions	Concluded	Cont
<u>Criminal</u>						
Capias	CA	5	6	6	1	5
Civil Violation	CV	1	1	1	1	-
Felony	F	4	27	27	11	16
Misdemeanor	M	31	56	56	22	34
Show Cause	SC	4	6	6	6	-
Criminal Total		45	96	96	41	55
<u>Traffic</u>						
Capias	CA	0	2	2	0	2
Felony	F	0	1	1	1	-
Infraction	I	91	92	121	100	21
Misdemeanor	M	32	62	62	36	26
Show Cause	SC	1	1	1	1	-
Traffic Total		124	158	187	138	49
<u>Civil</u>						
Admin License	AL	1	0	1	1	-
Garnishment	GA	3	0	5	5	-
Impoundment	IM	2	0	2	2	-
Unlawful Detainer	UD	5	4	5	5	-
Warrant in Debt	WD	4	4	4	3	1
Civil Total		15	8	17	16	1
Lunenburg Totals		184	262	300	195	105



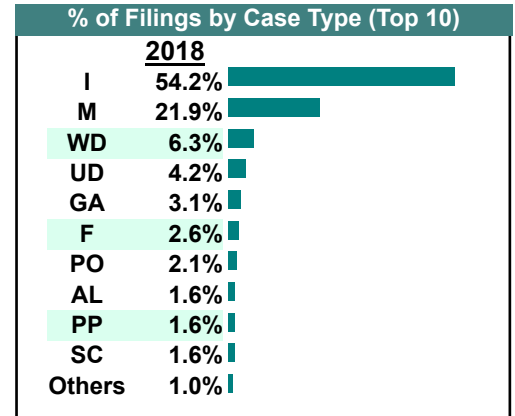
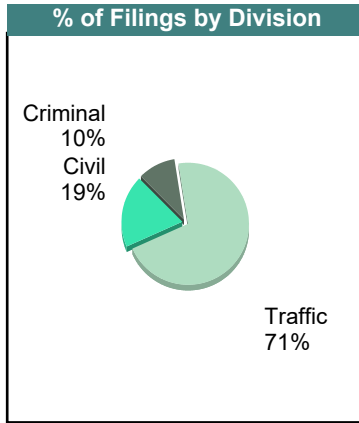
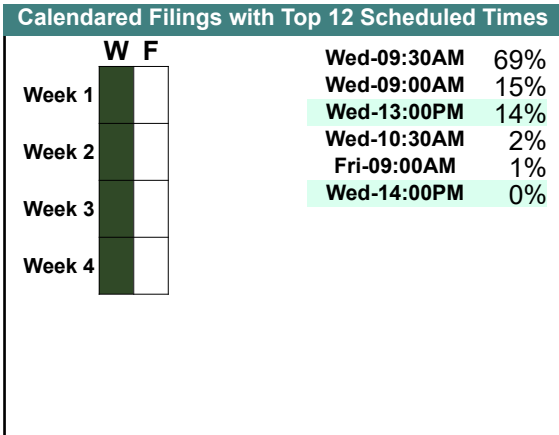
CASELOAD STATISTICS OF THE GENERAL DISTRICT COURTS

June 2018

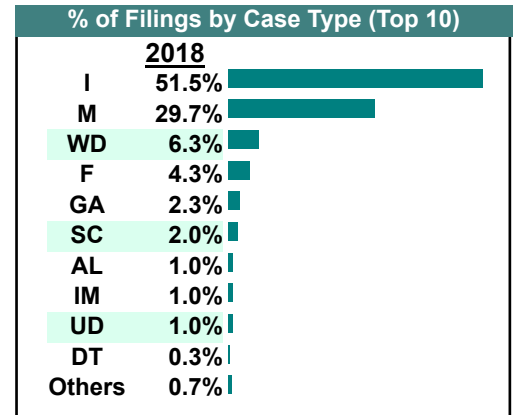
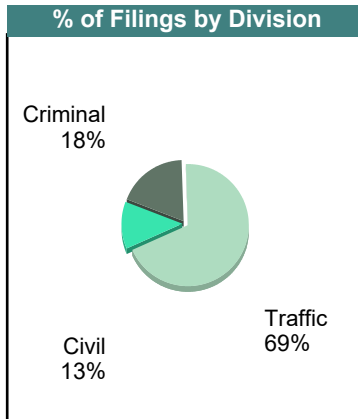
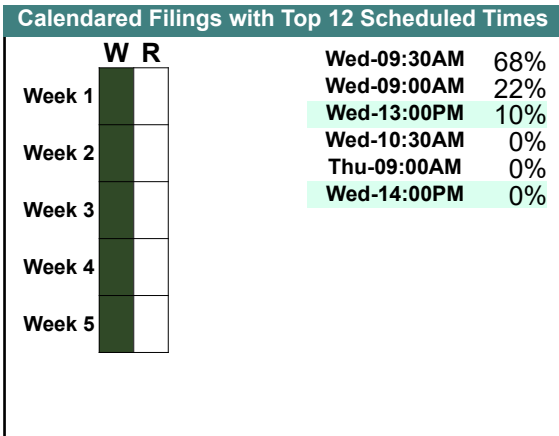
Lunenburg

District: 10

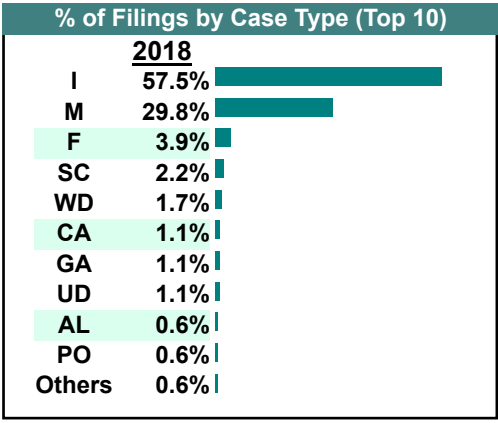
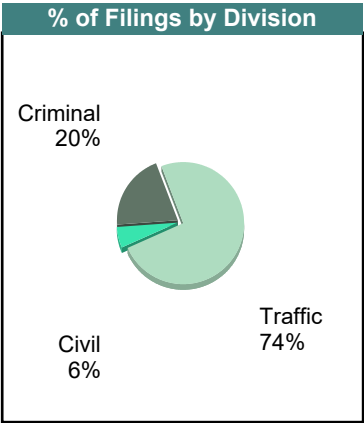
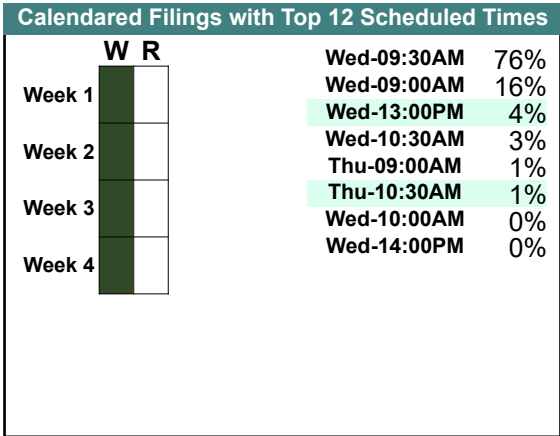
		<u>Filings</u>	<u>Hearings</u>	<u>Transactions</u>	<u>Concluded</u>	<u>Cont</u>
<u>Criminal</u>						
Capias	CA	2	4	4	1	3
Felony	F	3	31	31	9	22
Misdemeanor	M	13	53	53	24	29
Show Cause	SC	1	5	5	2	3
Criminal Total		19	93	93	36	57
<u>Traffic</u>						
Capias	CA	0	4	4	3	1
Felony	F	2	4	4	0	4
Infraction	I	104	119	147	131	16
Misdemeanor	M	29	62	62	31	31
Show Cause	SC	1	2	2	1	1
Traffic Total		136	191	219	166	53
<u>Civil</u>						
Admin License	AL	3	0	3	3	-
Garnishment	GA	6	2	6	4	2
Protective Order	PO	4	1	4	3	1
Prelim Prot Order	PP	3	0	3	3	-
Show Cause	SC	1	1	1	0	1
Unlawful Detainer	UD	8	8	9	9	-
Warrant in Debt	WD	12	9	13	9	4
Civil Total		37	21	39	31	8
Lunenburg Totals		192	305	351	233	118



		<u>Filings</u>	<u>Hearings</u>	<u>Transactions</u>	<u>Concluded</u>	<u>Cont</u>
<u>Criminal</u>						
Capias	CA	0	2	2	1	1
Felony	F	13	28	28	3	25
Misdemeanor	M	38	71	73	23	50
Show Cause	SC	5	10	10	6	4
Criminal Total		56	111	113	33	80
<u>Traffic</u>						
Capias	CA	0	2	2	0	2
Felony	F	0	1	1	0	1
Infraction	I	156	157	196	137	59
Misdemeanor	M	52	69	69	37	32
Show Cause	SC	1	2	2	1	1
Traffic Total		209	231	270	175	95
<u>Civil</u>						
Admin License	AL	3	0	3	3	-
Detinue	DT	1	1	1	1	-
Garnishment	GA	7	0	7	7	-
Impoundment	IM	3	0	3	3	-
Other	OT	1	0	1	1	-
Protective Order	PO	0	0	1	1	-
Prelim Prot Order	PP	1	0	1	1	-
Unlawful Detainer	UD	3	2	3	2	1
Warrant in Debt	WD	19	20	24	19	5
Civil Total		38	23	44	38	6
Lunenburg Totals		303	365	427	246	181



		<u>Filings</u>	<u>Hearings</u>	<u>Transactions</u>	<u>Concluded</u>	<u>Cont</u>
<u>Criminal</u>						
Capias	CA	1	3	3	2	1
Civil Violation	CV	0	1	1	1	-
Felony	F	7	58	58	26	31
Misdemeanor	M	25	55	56	26	30
Show Cause	SC	4	7	7	3	4
Criminal Total		37	124	125	58	66
<u>Traffic</u>						
Capias	CA	1	5	5	0	5
Felony	F	0	1	1	0	1
Infraction	I	104	124	154	108	46
Misdemeanor	M	29	60	60	36	24
Show Cause	SC	0	1	1	0	1
Traffic Total		134	191	221	144	77
<u>Civil</u>						
Admin License	AL	1	0	1	1	-
Garnishment	GA	2	0	2	2	-
Motion for Judgment	MJ	0	1	1	1	-
Protective Order	PO	1	0	1	1	-
Prelim Prot Order	PP	1	1	2	1	1
Unlawful Detainer	UD	2	2	2	2	-
Warrant in Debt	WD	3	3	4	3	1
Civil Total		10	7	13	11	2
Lunenburg Totals		181	322	359	213	145



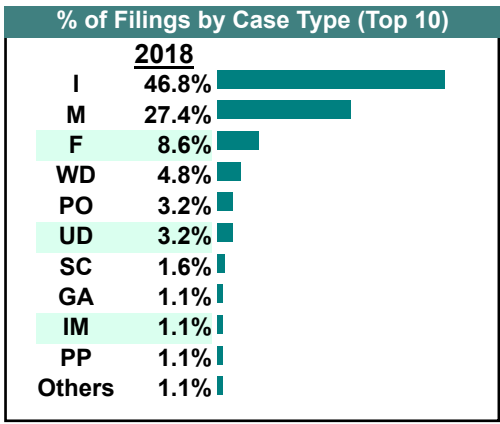
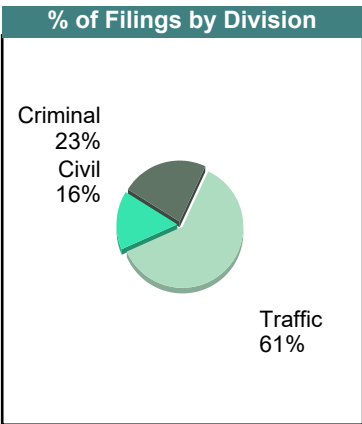
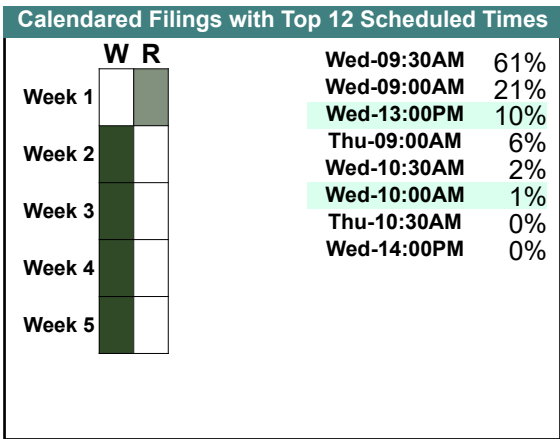
CASELOAD STATISTICS OF THE GENERAL DISTRICT COURTS

March 2018

Lunenburg

District: 10

		<u>Filings</u>	<u>Hearings</u>	<u>Transactions</u>	<u>Concluded</u>	<u>Cont</u>
<u>Criminal</u>						
Capias	CA	0	3	3	2	1
Felony	F	16	59	59	7	52
Misdemeanor	M	24	57	58	25	33
Show Cause	SC	3	5	5	4	1
Criminal Total		43	124	125	38	87
<u>Traffic</u>						
Felony	F	0	1	1	0	1
Infraction	I	87	80	108	71	37
Misdemeanor	M	27	46	46	21	25
Traffic Total		114	127	155	92	63
<u>Civil</u>						
Admin License	AL	1	0	1	1	-
Detinue	DT	1	0	1	1	-
Garnishment	GA	2	0	2	2	-
Impoundment	IM	2	0	2	2	-
Protective Order	PO	6	1	6	5	1
Prelim Prot Order	PP	2	2	7	5	2
Unlawful Detainer	UD	6	6	6	6	-
Warrant in Debt	WD	9	11	14	10	4
Civil Total		29	20	39	32	7
Lunenburg Totals		186	271	319	162	157



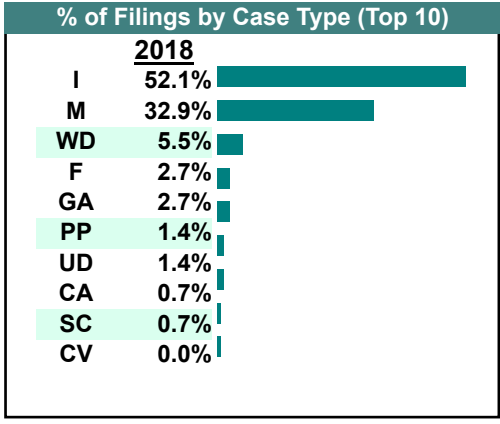
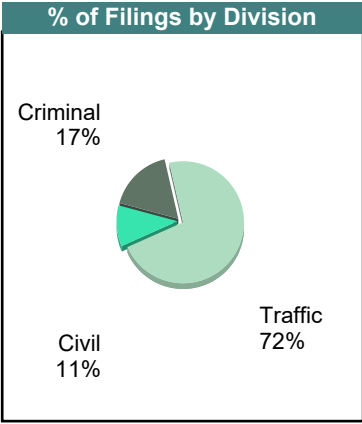
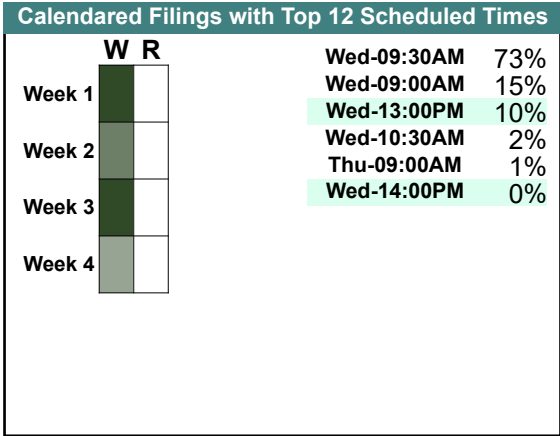
CASELOAD STATISTICS OF THE GENERAL DISTRICT COURTS

February 2018

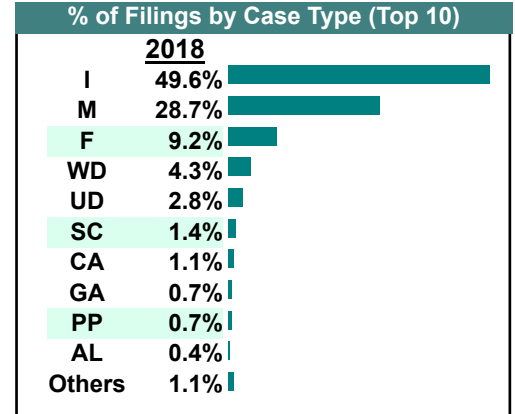
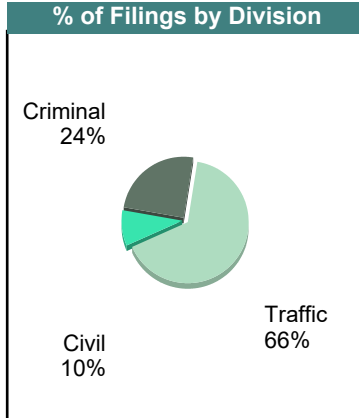
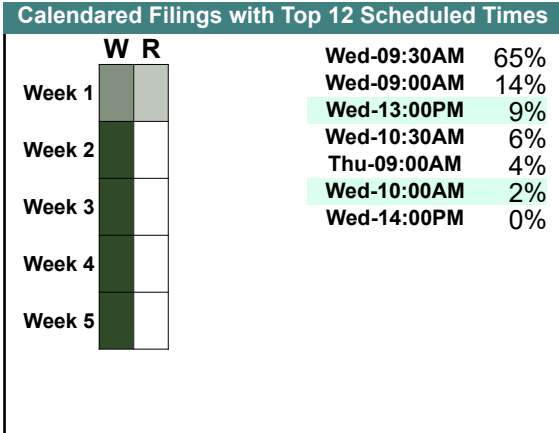
Lunenburg

District: 10

		<u>Filings</u>	<u>Hearings</u>	<u>Transactions</u>	<u>Concluded</u>	<u>Cont</u>
<u>Criminal</u>						
Capias	CA	1	3	3	0	3
Civil Violation	CV	0	1	1	0	1
Felony	F	4	34	34	1	33
Misdemeanor	M	19	39	39	8	31
Show Cause	SC	1	5	5	1	4
Criminal Total		25	82	82	10	72
<u>Traffic</u>						
Capias	CA	0	4	4	0	4
Felony	F	0	1	1	0	1
Infraction	I	76	77	107	84	23
Misdemeanor	M	29	56	56	31	25
Show Cause	SC	0	1	1	0	1
Traffic Total		105	139	169	115	54
<u>Civil</u>						
Garnishment	GA	4	0	4	4	-
Prelim Prot Order	PP	2	3	3	0	3
Unlawful Detainer	UD	2	3	3	3	-
Warrant in Debt	WD	8	13	18	14	4
Civil Total		16	19	28	21	7
Lunenburg Totals		146	240	279	146	133



		<u>Filings</u>	<u>Hearings</u>	<u>Transactions</u>	<u>Concluded</u>	<u>Cont</u>
<u>Criminal</u>						
Capias	CA	2	4	4	0	4
Civil Violation	CV	1	1	1	0	1
Felony	F	25	61	61	2	59
Misdemeanor	M	37	57	62	29	33
Show Cause	SC	4	11	11	2	9
Criminal Total		69	134	139	33	106
<u>Traffic</u>						
Capias	CA	1	2	2	0	2
Felony	F	1	1	1	0	1
Infraction	I	140	124	175	133	42
Misdemeanor	M	44	59	59	24	35
Traffic Total		186	186	237	157	80
<u>Civil</u>						
Admin License	AL	1	0	1	1	-
Detinue	DT	1	0	1	1	-
Garnishment	GA	2	0	2	2	-
Motion for Judgment	MJ	1	1	1	0	1
Prelim Prot Order	PP	2	1	2	1	1
Unlawful Detainer	UD	8	5	9	7	2
Warrant in Debt	WD	12	13	15	7	8
Civil Total		27	20	31	19	12
Lunenburg Totals		282	340	407	209	198



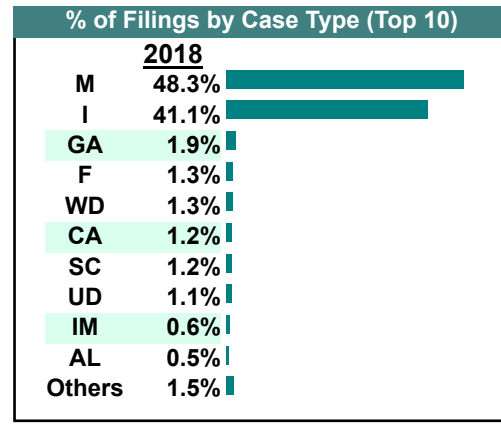
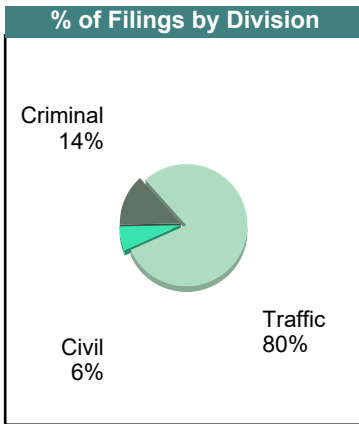
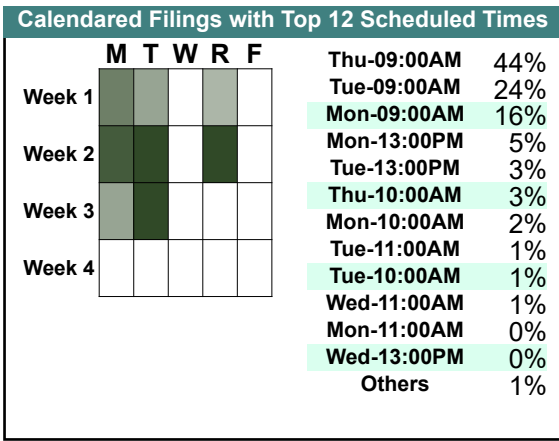
CASELOAD STATISTICS OF THE GENERAL DISTRICT COURTS

December 2018

Mecklenburg

District: 10

		Filings	Hearings	Transactions	Concluded	Cont
<u>Criminal</u>						
Capias	CA	8	21	21	9	12
Civil Violation	CV	4	4	5	2	3
Felony	F	9	41	48	9	39
Misdemeanor	M	100	179	194	64	130
Show Cause	SC	7	19	19	6	13
Criminal Total		128	264	287	90	197
<u>Traffic</u>						
Capias	CA	3	14	14	8	6
Felony	F	3	6	8	2	6
Infraction	I	386	400	544	384	160
Misdemeanor	M	354	483	567	376	191
Show Cause	SC	4	14	14	3	11
Traffic Total		750	917	1,147	773	374
<u>Civil</u>						
Admin License	AL	5	0	5	5	-
Bond Forfeiture	BF	3	1	3	2	1
Detinue	DT	2	2	2	1	1
Garnishment	GA	18	0	18	18	-
Impoundment	IM	6	0	6	6	-
Interrogatory	IN	1	2	3	1	2
Motion for Judgment	MJ	2	2	2	0	2
Other	OT	1	0	1	1	-
Tenants Assertion	TA	1	0	1	1	-
Unlawful Detainer	UD	10	7	10	9	1
Warrant in Debt	WD	12	26	43	32	11
Civil Total		61	40	94	76	18
Mecklenburg Totals		939	1,221	1,528	939	589



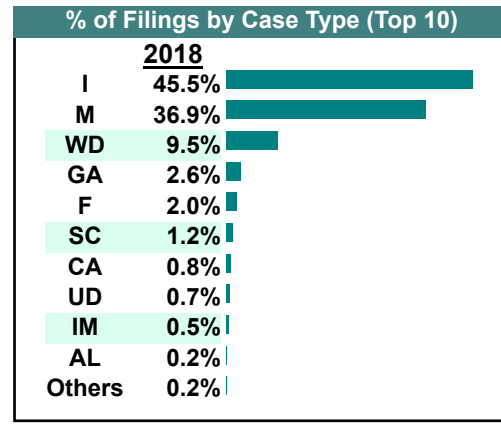
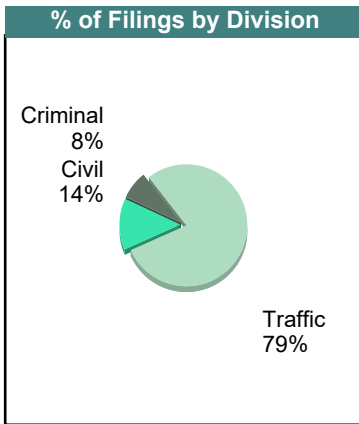
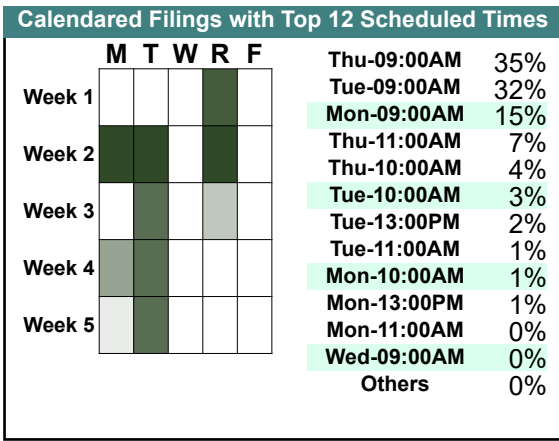
CASELOAD STATISTICS OF THE GENERAL DISTRICT COURTS

November 2018

Mecklenburg

District: 10

		<u>Filings</u>	<u>Hearings</u>	<u>Transactions</u>	<u>Concluded</u>	<u>Cont</u>
<u>Criminal</u>						
Capias	CA	3	9	9	3	6
Civil Violation	CV	1	5	5	2	3
Felony	F	18	42	56	25	31
Misdemeanor	M	49	142	144	70	74
Show Cause	SC	7	22	22	14	8
Criminal Total		78	220	236	114	122
<u>Traffic</u>						
Capias	CA	5	10	10	3	7
Felony	F	3	9	9	1	8
Infraction	I	471	451	625	494	131
Misdemeanor	M	333	473	541	359	182
Show Cause	SC	5	14	14	5	9
Traffic Total		817	957	1,199	862	337
<u>Civil</u>						
Admin License	AL	2	0	2	2	-
Detinue	DT	0	0	2	2	-
Garnishment	GA	27	0	27	27	-
Impoundment	IM	5	0	5	5	-
Interrogatory	IN	0	2	3	1	2
Motion for Judgment	MJ	0	0	2	2	-
Other	OT	1	0	1	1	-
Protective Order	PO	0	0	3	3	-
Prelim Prot Order	PP	0	0	3	3	-
Unlawful Detainer	UD	7	6	10	10	-
Warrant in Debt	WD	98	110	129	102	27
Civil Total		140	118	187	158	29
Mecklenburg Totals		1,035	1,295	1,622	1,134	488



CASELOAD STATISTICS OF THE GENERAL DISTRICT COURTS

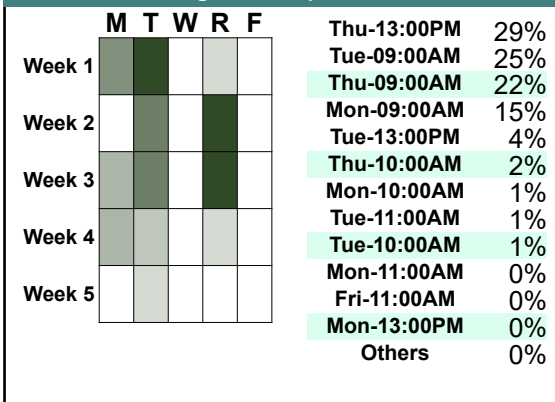
October 2018

Mecklenburg

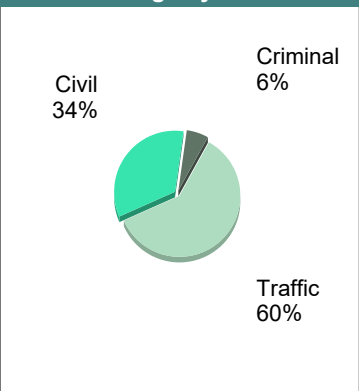
District: 10

		<u>Filings</u>	<u>Hearings</u>	<u>Transactions</u>	<u>Concluded</u>	<u>Cont</u>
<u>Criminal</u>						
Capias	CA	5	13	13	7	6
Civil Violation	CV	1	2	2	0	2
Felony	F	24	67	79	23	56
Misdemeanor	M	71	178	179	63	116
Show Cause	SC	11	26	26	14	12
Criminal Total		112	286	299	107	192
<u>Traffic</u>						
Capias	CA	3	8	8	2	6
Felony	F	5	6	6	1	5
Infraction	I	705	595	882	698	184
Misdemeanor	M	456	585	681	449	232
Show Cause	SC	5	9	9	0	9
Traffic Total		1,174	1,203	1,586	1,150	436
<u>Civil</u>						
Abstract	AJ	1	0	1	1	-
Admin License	AL	6	0	6	6	-
Bond Forfeiture	BF	1	0	1	1	-
Detinue	DT	4	3	4	2	2
Garnishment	GA	22	0	22	22	-
Impoundment	IM	8	0	8	8	-
Interrogatory	IN	3	4	7	3	4
Motion for Judgment	MJ	1	1	2	1	1
Overweight	OC	1	0	1	1	-
Other	OT	2	0	2	2	-
Protective Order	PO	4	3	5	2	3
Prelim Prot Order	PP	3	3	3	0	3
Unlawful Detainer	UD	11	10	15	13	2
Warrant in Debt	WD	592	311	619	594	25
Civil Total		659	335	696	656	40
Mecklenburg Totals		1,945	1,824	2,581	1,913	668

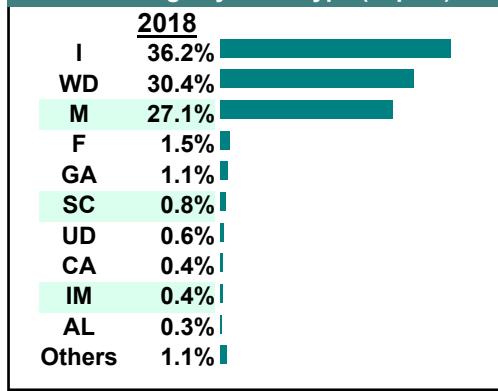
Calendared Filings with Top 12 Scheduled Times



% of Filings by Division



% of Filings by Case Type (Top 10)



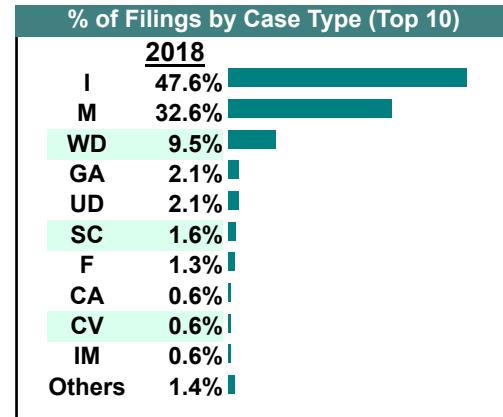
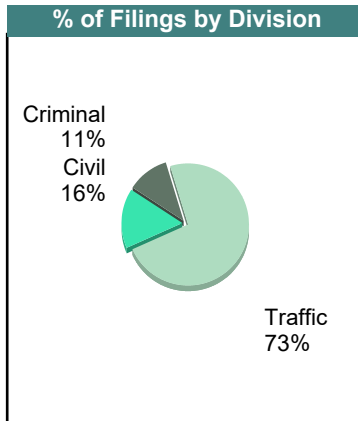
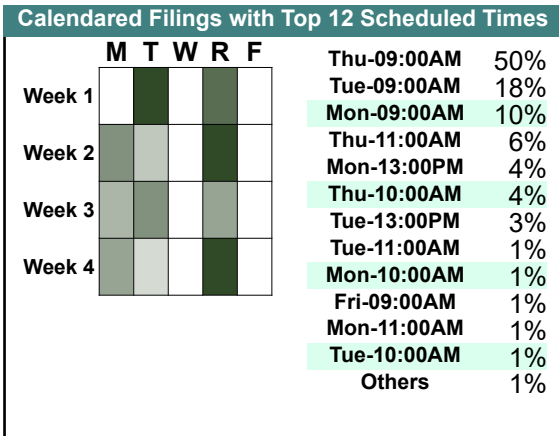
CASELOAD STATISTICS OF THE GENERAL DISTRICT COURTS

September 2018

Mecklenburg

District: 10

		<u>Filings</u>	<u>Hearings</u>	<u>Transactions</u>	<u>Concluded</u>	<u>Cont</u>
<u>Criminal</u>						
Capias	CA	5	9	9	5	4
Civil Violation	CV	9	10	12	10	2
Felony	F	19	66	81	28	53
Misdemeanor	M	122	186	210	128	82
Show Cause	SC	17	28	28	15	13
Criminal Total		172	299	340	186	154
<u>Traffic</u>						
Capias	CA	4	7	7	1	6
Felony	F	1	3	3	2	1
Infraction	I	731	606	880	692	188
Misdemeanor	M	379	492	594	398	196
Show Cause	SC	7	15	15	4	11
Traffic Total		1,122	1,123	1,499	1,097	402
<u>Civil</u>						
Admin License	AL	2	0	2	2	-
Detinue	DT	1	3	4	4	-
Garnishment	GA	33	0	33	33	-
Impoundment	IM	9	0	9	9	-
Interrogatory	IN	3	4	4	0	4
Motion for Judgment	MJ	3	3	3	1	2
Other	OT	4	0	4	4	-
Protective Order	PO	6	2	9	7	2
Prelim Prot Order	PP	2	0	3	3	-
Show Cause	SC	0	0	1	1	-
Unlawful Detainer	UD	32	26	34	31	3
Warrant in Debt	WD	146	138	168	129	39
Civil Total		241	176	274	224	50
Mecklenburg Totals		1,535	1,598	2,113	1,507	606



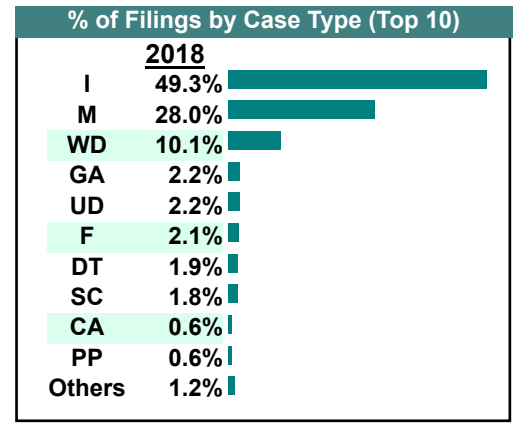
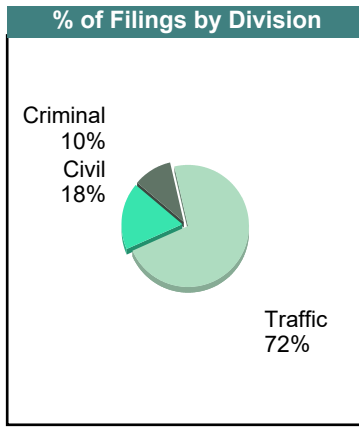
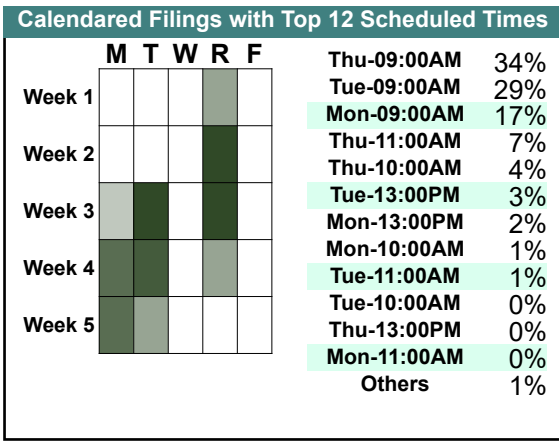
CASELOAD STATISTICS OF THE GENERAL DISTRICT COURTS

August 2018

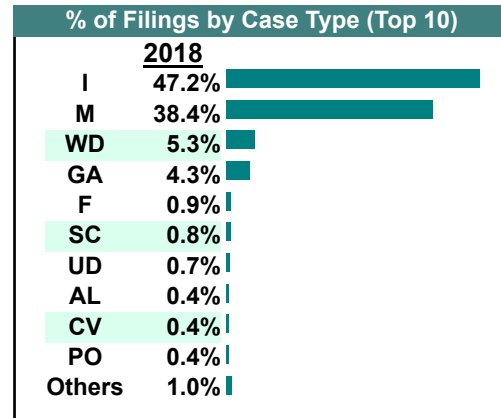
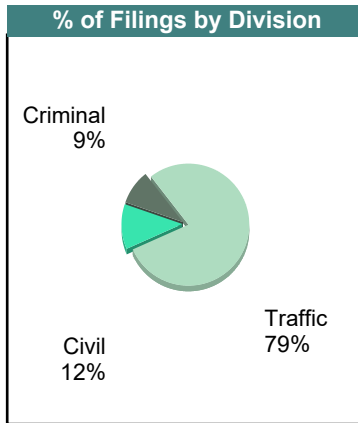
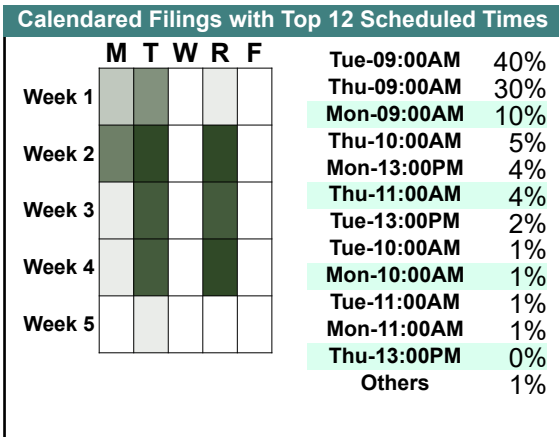
Mecklenburg

District: 10

		<u>Filings</u>	<u>Hearings</u>	<u>Transactions</u>	<u>Concluded</u>	<u>Cont</u>
<u>Criminal</u>						
Capias	CA	4	8	8	5	3
Civil Violation	CV	3	5	5	2	3
Felony	F	20	49	50	10	40
Misdemeanor	M	64	137	146	59	87
Show Cause	SC	12	15	15	7	8
Criminal Total		103	214	224	83	141
<u>Traffic</u>						
Capias	CA	2	9	9	4	5
Felony	F	1	3	3	1	2
Infraction	I	494	495	682	552	130
Misdemeanor	M	217	377	418	254	164
Show Cause	SC	6	8	8	2	6
Traffic Total		720	892	1,120	813	307
<u>Civil</u>						
Admin License	AL	3	0	3	3	-
Detinue	DT	19	14	19	16	3
Garnishment	GA	22	0	22	22	-
Impoundment	IM	2	0	2	2	-
Interrogatory	IN	1	1	1	0	1
Motion for Judgment	MJ	1	1	2	2	-
Protective Order	PO	2	2	4	2	2
Prelim Prot Order	PP	6	1	6	5	1
Show Cause	SC	0	1	1	0	1
Unlawful Detainer	UD	22	16	24	20	4
Warrant in Debt	WD	101	97	117	77	40
Civil Total		179	133	201	149	52
Mecklenburg Totals		1,002	1,239	1,545	1,045	500



		Filings	Hearings	Transactions	Concluded	Cont
<u>Criminal</u>						
Capias	CA	3	9	9	3	6
Civil Violation	CV	8	8	9	7	2
Felony	F	17	48	67	27	40
Misdemeanor	M	145	226	252	150	102
Show Cause	SC	13	22	22	11	11
Criminal Total		186	313	359	198	161
<u>Traffic</u>						
Capias	CA	1	3	3	0	3
Felony	F	2	3	4	1	3
Infraction	I	971	731	1,154	954	200
Misdemeanor	M	645	753	917	590	327
Show Cause	SC	4	8	8	4	4
Traffic Total		1,623	1,498	2,086	1,549	537
<u>Civil</u>						
Admin License	AL	9	0	9	9	-
Bond Forfeiture	BF	1	1	1	0	1
Detinue	DT	0	3	3	3	-
Garnishment	GA	89	0	89	89	-
Impoundment	IM	5	0	5	5	-
Interrogatory	IN	0	0	1	1	-
Motion for Judgment	MJ	1	1	1	0	1
Other	OT	2	0	2	2	-
Protective Order	PO	8	3	10	7	3
Prelim Prot Order	PP	8	0	8	8	-
Show Cause	SC	0	0	1	1	-
Unlawful Detainer	UD	15	11	17	16	1
Warrant in Debt	WD	110	123	143	116	27
Civil Total		248	142	290	257	33
Mecklenburg Totals		2,057	1,953	2,735	2,004	731



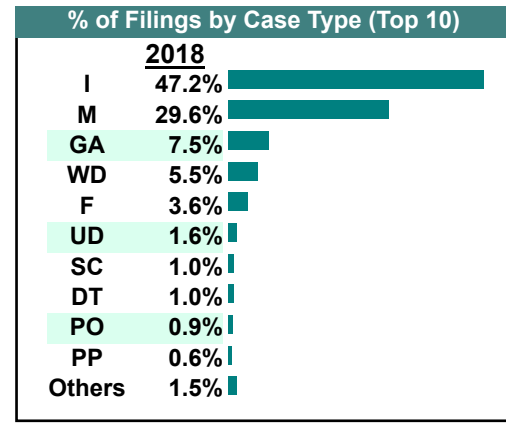
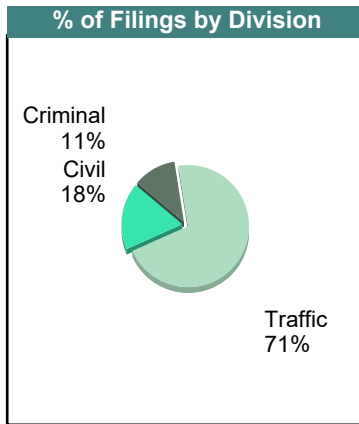
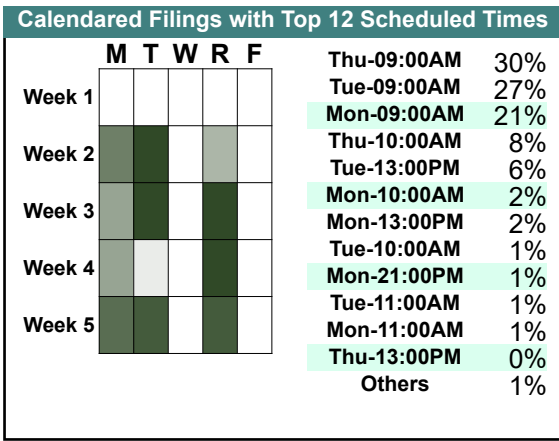
CASELOAD STATISTICS OF THE GENERAL DISTRICT COURTS

June 2018

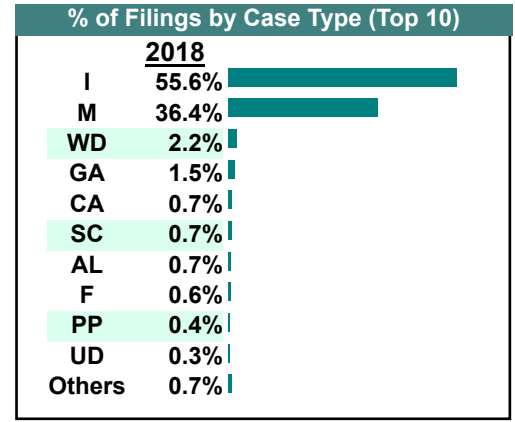
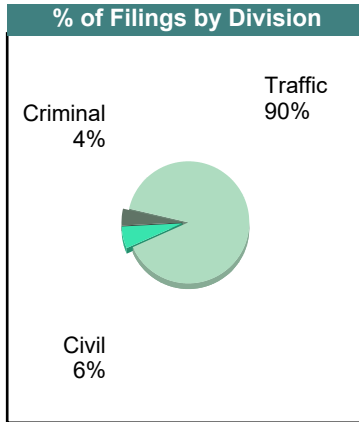
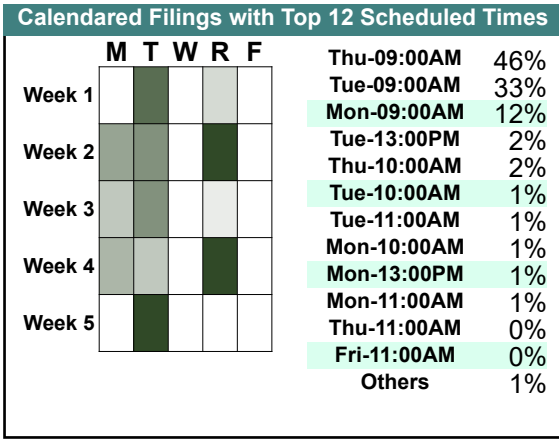
Mecklenburg

District: 10

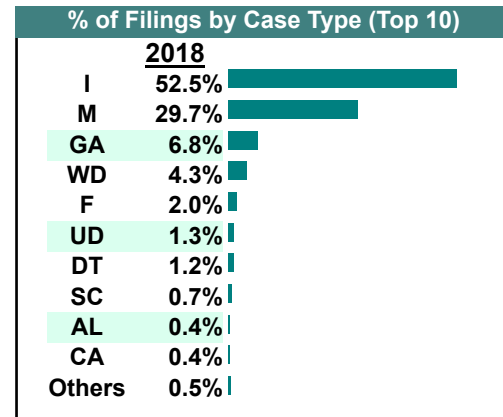
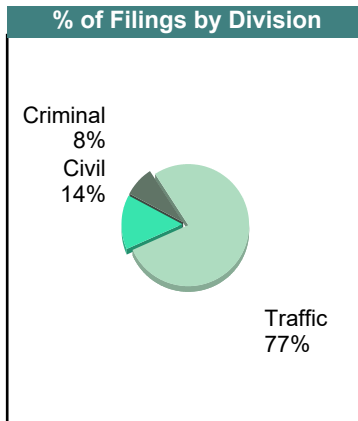
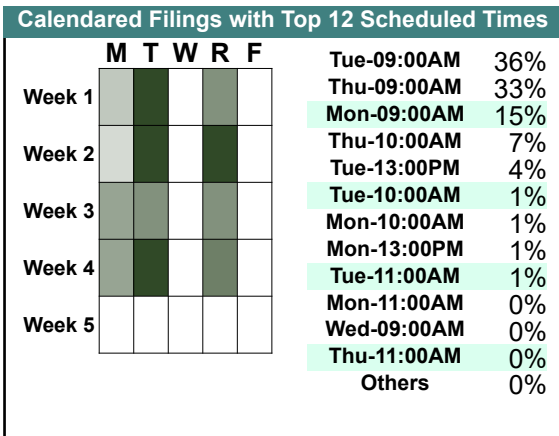
		<u>Filings</u>	<u>Hearings</u>	<u>Transactions</u>	<u>Concluded</u>	<u>Cont</u>
<u>Criminal</u>						
Capias	CA	4	18	18	6	12
Civil Violation	CV	3	5	5	3	2
Felony	F	44	70	90	29	61
Misdemeanor	M	81	141	151	59	92
Show Cause	SC	9	20	20	10	10
Criminal Total		141	254	284	107	177
<u>Traffic</u>						
Capias	CA	2	8	8	2	6
Felony	F	1	1	1	0	1
Infraction	I	587	477	705	576	129
Misdemeanor	M	287	412	469	277	192
Show Cause	SC	3	10	10	6	4
Traffic Total		880	908	1,193	861	332
<u>Civil</u>						
Abstract	AJ	1	0	1	1	-
Admin License	AL	5	0	5	5	-
Detinue	DT	12	11	13	10	3
Garnishment	GA	93	0	93	93	-
Impoundment	IM	3	0	3	3	-
Other	OT	1	0	1	1	-
Protective Order	PO	11	1	11	10	1
Prelim Prot Order	PP	7	0	7	7	-
Show Cause	SC	1	1	1	0	1
Unlawful Detainer	UD	20	15	21	18	3
Warrant in Debt	WD	68	72	94	83	11
Civil Total		222	100	250	231	19
Mecklenburg Totals		1,243	1,262	1,727	1,199	528



		Filings	Hearings	Transactions	Concluded	Cont
<u>Criminal</u>						
Capias	CA	9	20	20	9	11
Civil Violation	CV	1	4	4	4	-
Felony	F	10	48	70	37	33
Misdemeanor	M	55	148	150	68	82
Show Cause	SC	8	22	22	9	13
Criminal Total		83	242	266	127	139
<u>Traffic</u>						
Capias	CA	5	8	8	2	6
Felony	F	1	4	7	5	2
Infraction	I	1,051	819	1,254	1,030	224
Misdemeanor	M	633	683	847	571	276
Show Cause	SC	5	11	11	5	6
Traffic Total		1,695	1,525	2,127	1,613	514
<u>Civil</u>						
Admin License	AL	13	0	13	13	-
Detinue	DT	3	2	15	13	2
Garnishment	GA	29	0	29	29	-
Impoundment	IM	5	0	5	5	-
Interrogatory	IN	0	1	1	0	1
Other	OT	2	0	2	2	-
Protective Order	PO	3	0	3	3	-
Prelim Prot Order	PP	8	0	8	8	-
Show Cause	SC	1	1	1	0	1
Unlawful Detainer	UD	6	7	7	6	1
Warrant in Debt	WD	41	48	89	77	12
Civil Total		111	59	173	156	17
Mecklenburg Totals		1,889	1,826	2,566	1,896	670



		Filings	Hearings	Transactions	Concluded	Cont
<u>Criminal</u>						
Capias	CA	5	8	8	4	4
Civil Violation	CV	3	6	6	4	2
Felony	F	24	57	65	16	49
Misdemeanor	M	69	139	141	55	86
Show Cause	SC	9	14	14	5	9
Criminal Total		110	224	234	84	150
<u>Traffic</u>						
Capias	CA	0	2	2	0	2
Felony	F	3	5	6	1	5
Infraction	I	701	537	820	673	147
Misdemeanor	M	328	397	461	296	165
Show Cause	SC	1	2	2	0	2
Traffic Total		1,033	943	1,291	970	321
<u>Civil</u>						
Admin License	AL	6	0	6	6	-
Bond Forfeiture	BF	1	0	1	1	-
Detinue	DT	16	12	16	13	3
Garnishment	GA	91	0	92	92	-
Impoundment	IM	2	0	2	2	-
Other	OT	1	0	1	1	-
Protective Order	PO	0	0	1	1	-
Unlawful Detainer	UD	17	16	19	19	-
Warrant in Debt	WD	58	78	113	92	21
Civil Total		192	106	251	227	24
Mecklenburg Totals		1,335	1,273	1,776	1,281	495



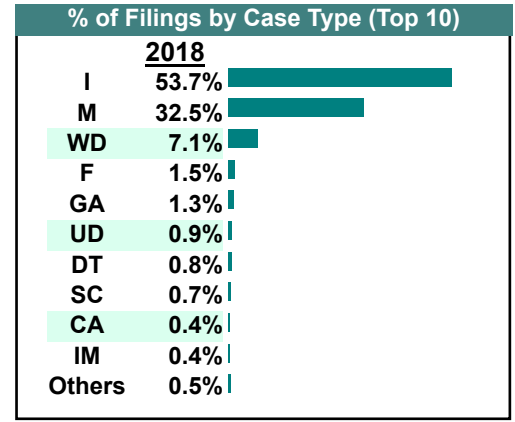
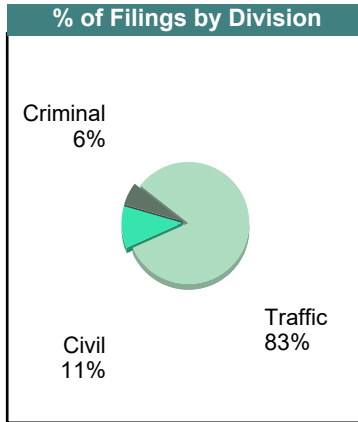
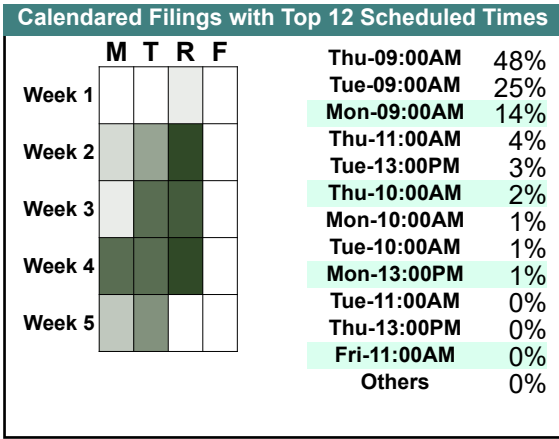
CASELOAD STATISTICS OF THE GENERAL DISTRICT COURTS

March 2018

Mecklenburg

District: 10

		Filings	Hearings	Transactions	Concluded	Cont
<u>Criminal</u>						
Capias	CA	5	14	14	2	12
Civil Violation	CV	1	1	1	0	1
Felony	F	24	69	79	22	57
Misdemeanor	M	61	155	161	53	108
Show Cause	SC	6	13	13	6	7
Criminal Total		97	252	268	83	185
<u>Traffic</u>						
Capias	CA	2	7	7	2	5
Felony	F	0	2	4	2	2
Infraction	I	857	631	974	794	180
Misdemeanor	M	458	556	645	417	228
Show Cause	SC	5	8	8	2	6
Traffic Total		1,322	1,204	1,638	1,217	421
<u>Civil</u>						
Admin License	AL	2	0	2	2	-
Bond Forfeiture	BF	0	1	1	1	-
Detinue	DT	13	24	28	19	9
Garnishment	GA	21	1	23	22	1
Impoundment	IM	7	0	7	7	-
Interrogatory	IN	1	1	1	0	1
Other	OT	2	0	2	2	-
Protective Order	PO	1	1	1	0	1
Prelim Prot Order	PP	1	0	1	1	-
Unlawful Detainer	UD	14	13	17	14	3
Warrant in Debt	WD	114	132	153	112	41
Civil Total		176	173	236	180	56
Mecklenburg Totals		1,595	1,629	2,142	1,480	662



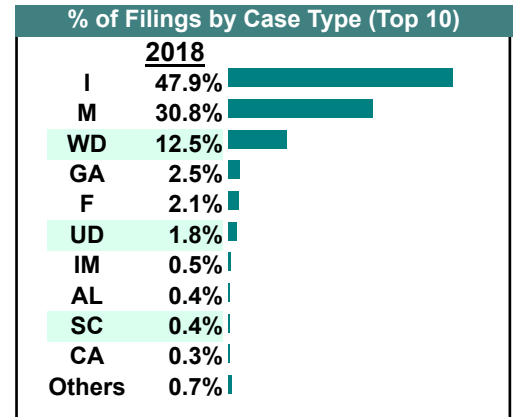
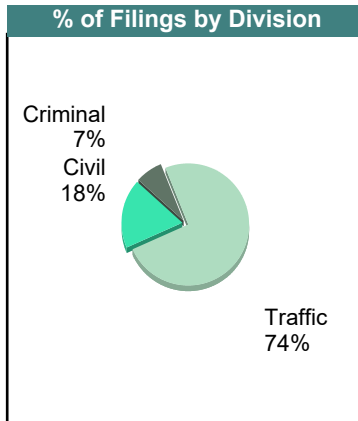
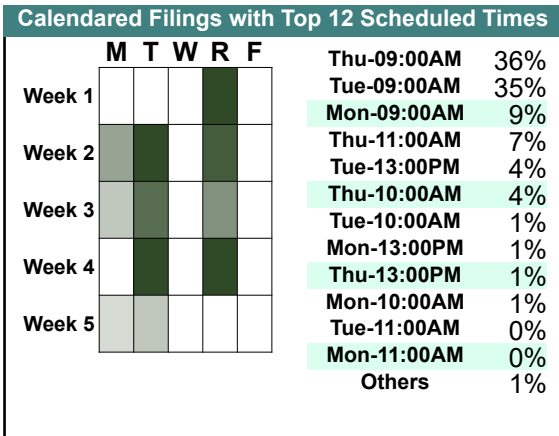
CASELOAD STATISTICS OF THE GENERAL DISTRICT COURTS

February 2018

Mecklenburg

District: 10

		<u>Filings</u>	<u>Hearings</u>	<u>Transactions</u>	<u>Concluded</u>	<u>Cont</u>
<u>Criminal</u>						
Capias	CA	4	8	8	4	4
Civil Violation	CV	1	2	2	0	2
Felony	F	26	49	60	13	47
Misdemeanor	M	54	125	130	52	78
Show Cause	SC	5	10	10	5	5
Criminal Total		90	194	210	74	136
<u>Traffic</u>						
Capias	CA	0	2	2	0	2
Felony	F	1	3	3	0	3
Infraction	I	602	438	686	579	107
Misdemeanor	M	333	354	428	272	156
Show Cause	SC	0	2	2	1	1
Traffic Total		936	799	1,121	852	269
<u>Civil</u>						
Abstract	AJ	3	0	3	3	-
Admin License	AL	5	0	5	5	-
Bond Forfeiture	BF	1	0	1	1	-
Detinue	DT	0	11	13	12	1
Garnishment	GA	32	1	33	32	1
Impoundment	IM	6	0	6	6	-
Interrogatory	IN	1	0	1	1	-
Motion for Judgment	MJ	0	1	1	1	-
Other	OT	1	0	1	1	-
Protective Order	PO	2	0	2	2	-
Unlawful Detainer	UD	23	25	33	28	5
Warrant in Debt	WD	157	189	230	168	62
Civil Total		231	227	329	260	69
Mecklenburg Totals		1,257	1,220	1,660	1,186	474



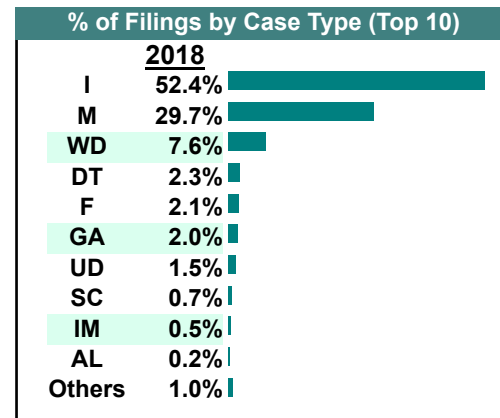
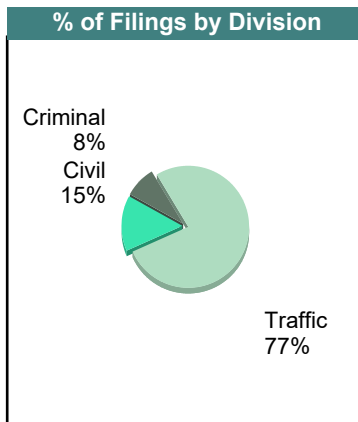
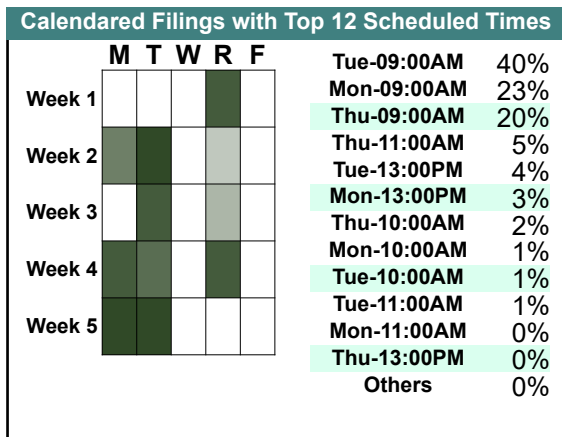
CASELOAD STATISTICS OF THE GENERAL DISTRICT COURTS

January 2018

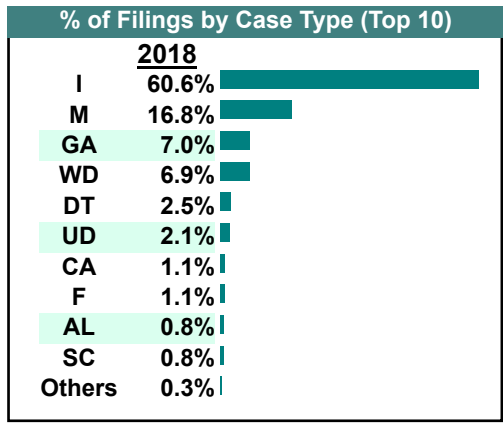
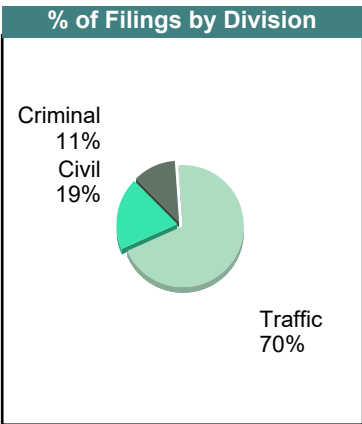
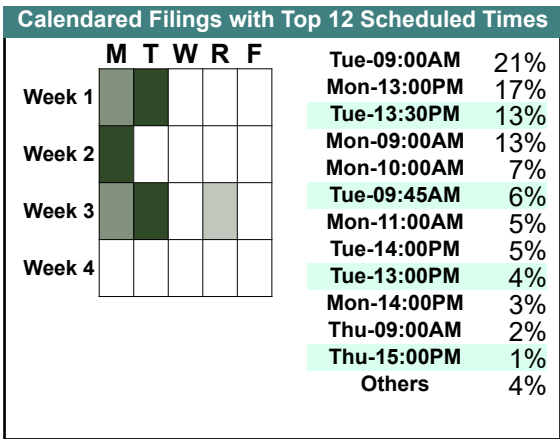
Mecklenburg

District: 10

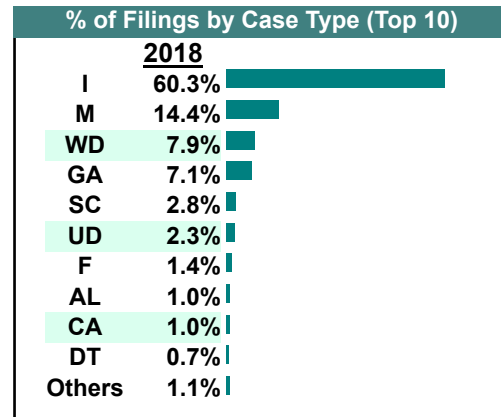
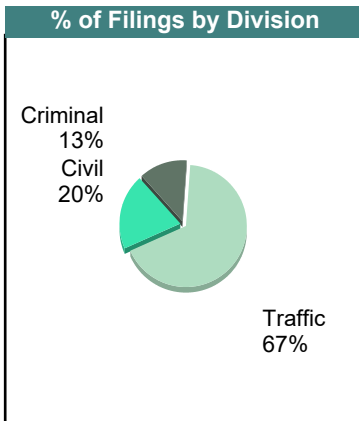
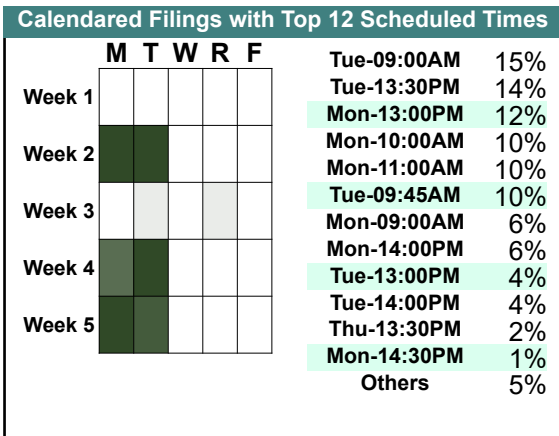
		<u>Filings</u>	<u>Hearings</u>	<u>Transactions</u>	<u>Concluded</u>	<u>Cont</u>
<u>Criminal</u>						
Capias	CA	2	6	6	5	1
Civil Violation	CV	2	7	7	5	2
Felony	F	24	41	52	14	38
Misdemeanor	M	77	179	187	92	95
Show Cause	SC	6	12	12	9	3
Criminal Total		111	245	264	125	139
<u>Traffic</u>						
Capias	CA	1	7	7	6	1
Felony	F	4	4	4	0	4
Infraction	I	687	529	789	661	128
Misdemeanor	M	312	362	433	293	140
Show Cause	SC	3	8	8	7	1
Traffic Total		1,007	910	1,241	967	274
<u>Civil</u>						
Admin License	AL	3	0	3	3	-
Bond Forfeiture	BF	1	1	2	1	1
Detinue	DT	30	53	60	8	52
Garnishment	GA	26	24	49	25	24
Impoundment	IM	6	0	6	6	-
Other	OT	3	0	3	3	-
Protective Order	PO	1	1	2	1	1
Prelim Prot Order	PP	3	1	4	3	1
Unlawful Detainer	UD	19	16	20	12	8
Warrant in Debt	WD	100	185	238	93	145
Civil Total		192	281	387	155	232
Mecklenburg Totals		1,310	1,436	1,892	1,247	645



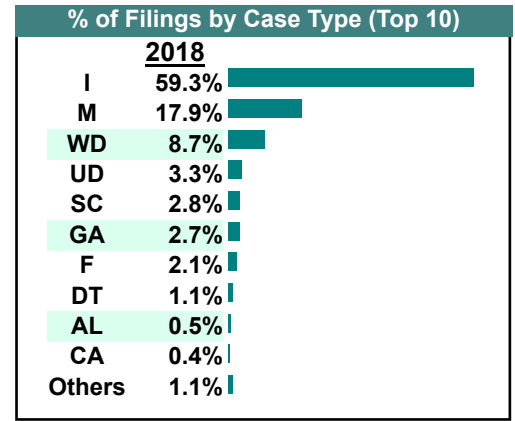
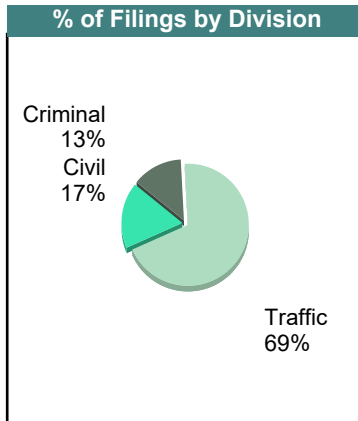
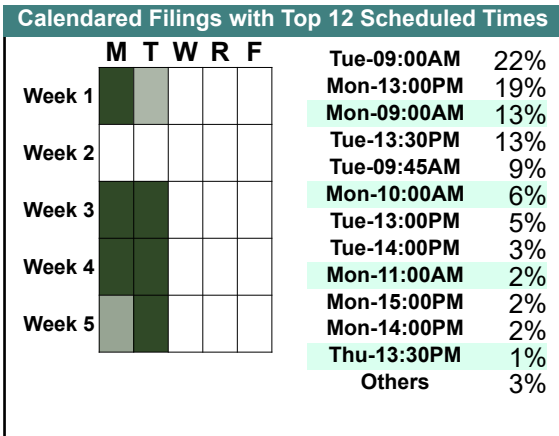
		Filings	Hearings	Transactions	Concluded	Cont
<u>Criminal</u>						
Capias	CA	6	19	19	7	12
Civil Violation	CV	2	7	7	3	4
Felony	F	7	46	46	14	32
Misdemeanor	M	53	177	180	57	123
Show Cause	SC	5	28	28	7	21
Criminal Total		73	277	280	88	192
<u>Traffic</u>						
Capias	CA	1	3	3	1	2
Infraction	I	396	378	515	312	203
Misdemeanor	M	57	121	121	42	79
Show Cause	SC	0	1	1	0	1
Traffic Total		454	503	640	355	285
<u>Civil</u>						
Admin License	AL	5	2	5	3	-
Detinue	DT	16	16	19	14	5
Garnishment	GA	46	11	52	41	11
Prelim Prot Order	PP	0	1	1	0	1
Unlawful Detainer	UD	14	14	25	21	4
Warrant in Debt	WD	45	53	77	61	16
Civil Total		126	97	179	140	37
Prince Edward Totals		653	877	1,099	583	514



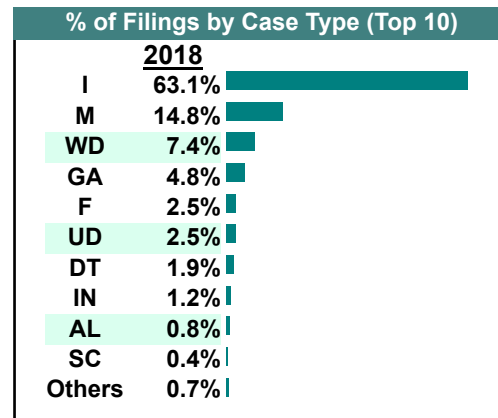
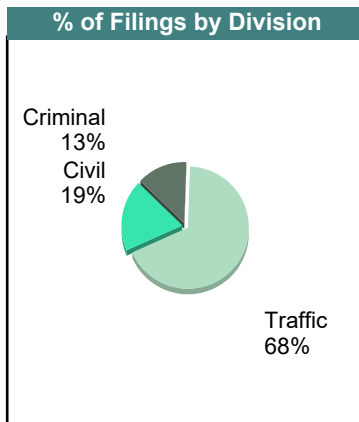
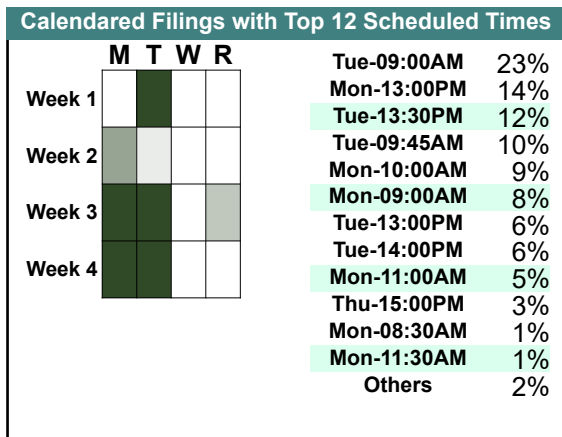
		<u>Filings</u>	<u>Hearings</u>	<u>Transactions</u>	<u>Concluded</u>	<u>Cont</u>
<u>Criminal</u>						
Capias	CA	6	17	17	7	10
Civil Violation	CV	3	8	8	2	6
Felony	F	12	50	50	23	27
Misdemeanor	M	66	178	179	52	126
Show Cause	SC	18	41	41	17	24
Criminal Total		105	294	295	101	193
<u>Traffic</u>						
Capias	CA	2	3	3	2	1
Felony	F	0	1	1	1	-
Infraction	I	502	477	639	496	143
Misdemeanor	M	54	130	130	73	57
Show Cause	SC	2	3	3	2	1
Traffic Total		560	614	776	574	202
<u>Civil</u>						
Admin License	AL	8	1	8	7	-
Detinue	DT	6	8	16	12	4
Garnishment	GA	59	7	68	61	7
Interrogatory	IN	1	0	1	1	-
Protective Order	PO	0	0	1	1	-
Prelim Prot Order	PP	5	3	5	2	2
Show Cause	SC	3	0	3	3	-
Unlawful Detainer	UD	19	26	30	23	7
Warrant in Debt	WD	66	82	99	60	39
Civil Total		167	127	231	170	59
Prince Edward Totals		832	1,035	1,302	845	454



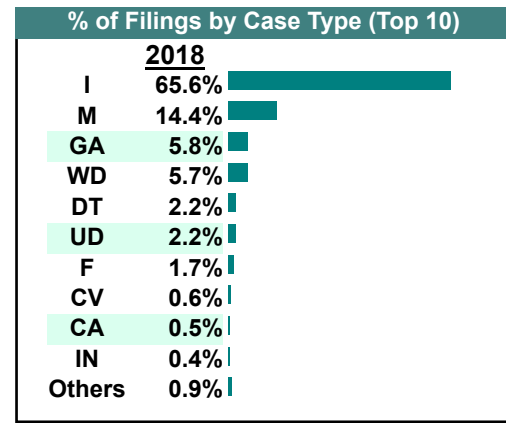
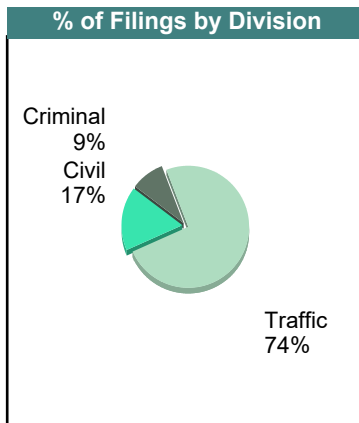
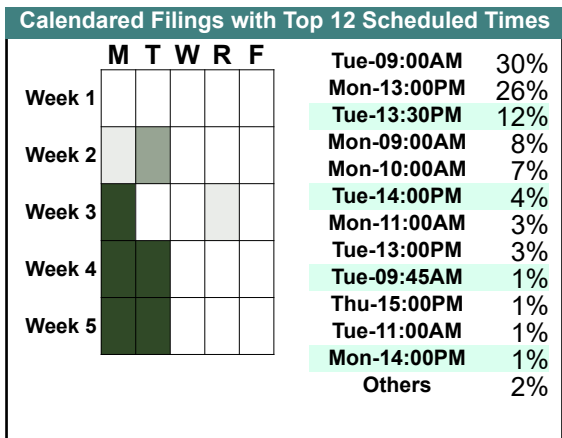
		<u>Filings</u>	<u>Hearings</u>	<u>Transactions</u>	<u>Concluded</u>	<u>Cont</u>
<u>Criminal</u>						
Capias	CA	4	12	12	5	7
Civil Violation	CV	2	6	6	1	5
Felony	F	20	78	81	26	55
Misdemeanor	M	78	222	223	59	164
Show Cause	SC	22	44	44	16	28
Criminal Total		126	362	366	107	259
<u>Traffic</u>						
Capias	CA	0	2	2	0	2
Felony	F	0	2	3	1	2
Infraction	I	563	497	697	549	146
Misdemeanor	M	92	167	168	74	93
Show Cause	SC	2	5	5	3	2
Traffic Total		657	673	875	627	245
<u>Civil</u>						
Abstract	AJ	3	0	3	3	-
Admin License	AL	5	0	5	5	-
Counter Claim	CC	1	0	1	1	-
Detinue	DT	10	12	16	12	4
Garnishment	GA	26	4	29	25	4
Interrogatory	IN	1	1	3	2	1
Protective Order	PO	0	1	1	0	1
Prelim Prot Order	PP	2	0	2	2	-
Petition-Restore Arms	PR	1	0	1	1	-
Show Cause	SC	3	0	3	3	-
Unlawful Detainer	UD	31	27	41	27	14
Warrant in Debt	WD	83	97	118	70	48
Civil Total		166	142	223	151	72
Prince Edward Totals		949	1,177	1,464	885	576



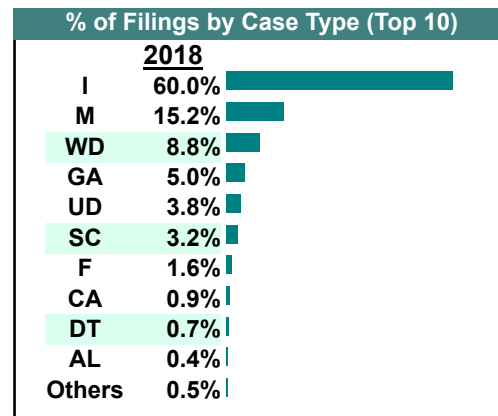
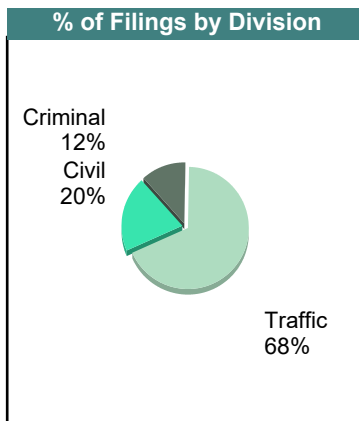
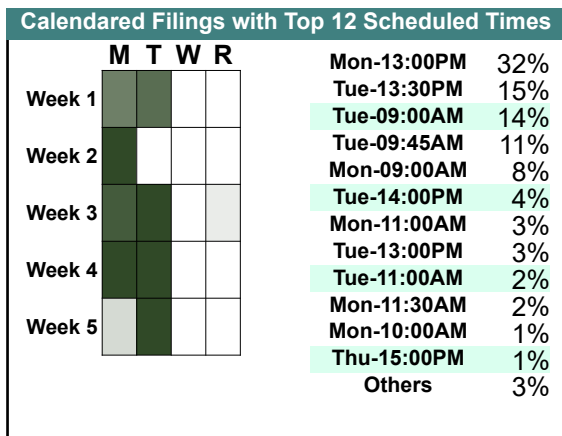
		<u>Filings</u>	<u>Hearings</u>	<u>Transactions</u>	<u>Concluded</u>	<u>Cont</u>
<u>Criminal</u>						
Capias	CA	2	11	11	2	9
Civil Violation	CV	1	3	3	2	1
Felony	F	18	60	63	22	41
Misdemeanor	M	75	174	184	67	117
Show Cause	SC	1	23	23	4	19
Criminal Total		97	271	284	97	187
<u>Traffic</u>						
Capias	CA	0	3	3	1	2
Felony	F	0	1	1	0	1
Infraction	I	462	442	613	501	112
Misdemeanor	M	33	90	90	41	49
Show Cause	SC	2	2	2	1	1
Traffic Total		497	538	709	544	165
<u>Civil</u>						
Abstract	AJ	1	0	1	1	-
Admin License	AL	6	1	7	6	-
Detinue	DT	14	14	19	11	8
Garnishment	GA	35	10	39	29	10
Interrogatory	IN	9	8	10	2	8
Protective Order	PO	0	1	1	0	1
Prelim Prot Order	PP	1	0	1	1	-
Show Cause	SC	0	1	2	1	1
Unlawful Detainer	UD	18	19	29	19	10
Warrant in Debt	WD	54	67	86	50	36
Civil Total		138	121	195	120	74
Prince Edward Totals		732	930	1,188	761	426



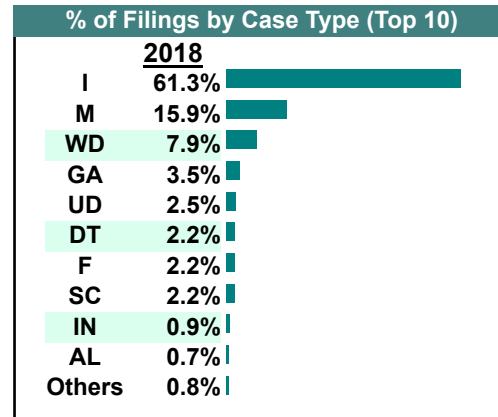
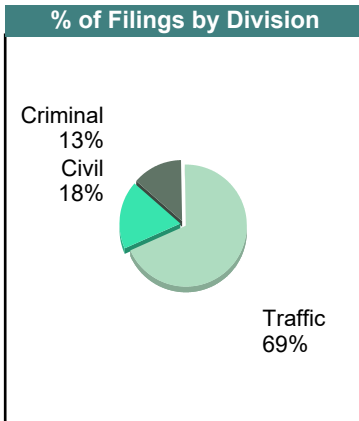
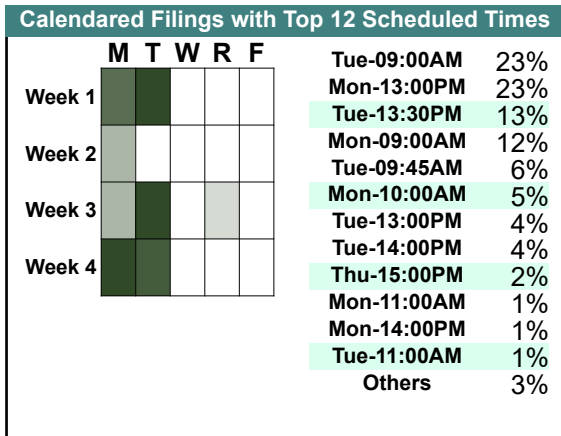
		Filings	Hearings	Transactions	Concluded	Cont
<u>Criminal</u>						
Capias	CA	3	16	16	7	9
Civil Violation	CV	5	8	8	7	1
Felony	F	13	58	58	18	40
Misdemeanor	M	47	203	207	98	109
Show Cause	SC	1	50	50	21	29
Criminal Total		69	335	339	151	188
<u>Traffic</u>						
Capias	CA	1	2	2	1	1
Infraction	I	510	524	712	514	198
Misdemeanor	M	65	143	143	68	75
Show Cause	SC	0	6	6	4	2
Traffic Total		576	675	863	587	276
<u>Civil</u>						
Abstract	AJ	1	0	1	1	-
Admin License	AL	2	1	3	2	1
Detinue	DT	17	19	31	20	11
Garnishment	GA	45	10	64	54	10
Interrogatory	IN	3	2	5	3	2
Protective Order	PO	1	1	1	0	1
Show Cause	SC	2	1	5	4	1
Unlawful Detainer	UD	17	17	24	16	8
Warrant in Debt	WD	44	71	85	61	24
Civil Total		132	122	219	161	58
Prince Edward Totals		777	1,132	1,421	899	522



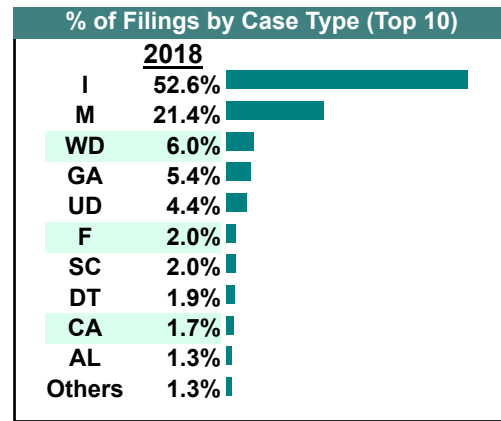
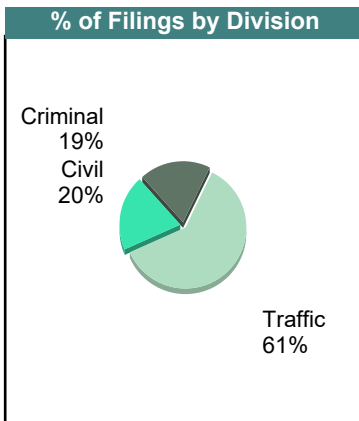
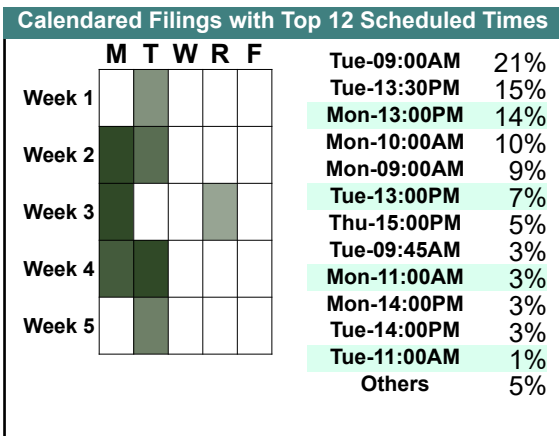
		<u>Filings</u>	<u>Hearings</u>	<u>Transactions</u>	<u>Concluded</u>	<u>Cont</u>
<u>Criminal</u>						
Capias	CA	6	19	19	5	14
Civil Violation	CV	3	10	10	3	7
Felony	F	16	60	61	19	42
Misdemeanor	M	81	230	234	84	150
Show Cause	SC	16	55	55	17	38
Criminal Total		122	374	379	128	251
<u>Traffic</u>						
Capias	CA	2	6	6	4	2
Felony	F	0	1	1	0	1
Infraction	I	608	548	767	625	142
Misdemeanor	M	73	161	162	71	91
Show Cause	SC	7	9	9	3	6
Traffic Total		690	725	945	703	242
<u>Civil</u>						
Admin License	AL	4	1	4	3	-
Capias	CA	1	0	1	1	-
Detinue	DT	7	7	9	7	2
Garnishment	GA	51	13	64	51	13
Interrogatory	IN	1	2	11	9	2
Prelim Prot Order	PP	1	0	1	1	-
Show Cause	SC	9	4	14	10	4
Unlawful Detainer	UD	39	27	42	31	11
Warrant in Debt	WD	89	106	133	92	41
Civil Total		202	160	279	205	73
Prince Edward Totals		1,014	1,259	1,603	1,036	566



		<u>Filings</u>	<u>Hearings</u>	<u>Transactions</u>	<u>Concluded</u>	<u>Cont</u>
<u>Criminal</u>						
Capias	CA	4	14	14	2	12
Civil Violation	CV	2	7	7	3	4
Felony	F	21	117	117	81	36
Misdemeanor	M	92	232	236	90	146
Show Cause	SC	17	52	52	14	38
Criminal Total		136	422	426	190	236
<u>Traffic</u>						
Capias	CA	2	4	4	3	1
Felony	F	1	1	1	0	1
Infraction	I	627	506	746	589	157
Misdemeanor	M	71	140	140	61	79
Show Cause	SC	1	6	6	4	2
Traffic Total		702	657	897	657	240
<u>Civil</u>						
Admin License	AL	7	1	7	6	1
Detinue	DT	22	26	32	19	13
Garnishment	GA	36	6	43	37	6
Interrogatory	IN	9	8	14	6	8
Show Cause	SC	4	2	4	2	2
Unlawful Detainer	UD	26	24	34	28	6
Warrant in Debt	WD	81	83	107	70	37
Civil Total		185	150	241	168	73
Prince Edward Totals		1,023	1,229	1,564	1,015	549

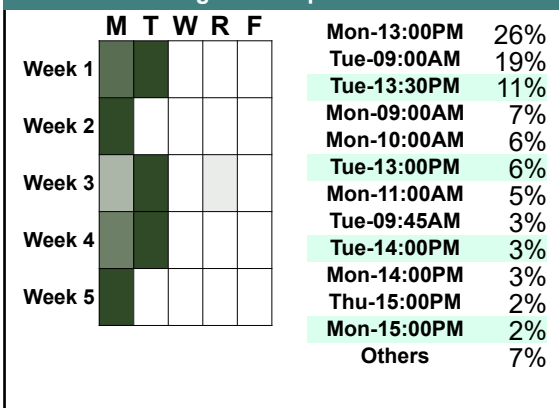


		Filings	Hearings	Transactions	Concluded	Cont
<u>Criminal</u>						
Capias	CA	10	21	21	6	15
Civil Violation	CV	1	2	2	0	2
Felony	F	14	123	123	24	99
Misdemeanor	M	97	283	293	119	174
Show Cause	SC	10	55	55	13	42
Criminal Total		132	484	494	162	332
<u>Traffic</u>						
Capias	CA	2	5	5	0	5
Infraction	I	369	395	515	382	133
Misdemeanor	M	53	125	125	71	54
Show Cause	SC	4	7	7	4	3
Traffic Total		428	532	652	457	195
<u>Civil</u>						
Admin License	AL	9	0	10	10	-
Detinue	DT	13	9	18	14	4
Garnishment	GA	38	8	46	38	8
Interrogatory	IN	6	3	6	3	3
Prelim Prot Order	PP	2	0	2	2	-
Unlawful Detainer	UD	31	23	40	33	7
Warrant in Debt	WD	42	56	71	41	30
Civil Total		141	99	193	141	52
Prince Edward Totals		701	1,115	1,339	760	579

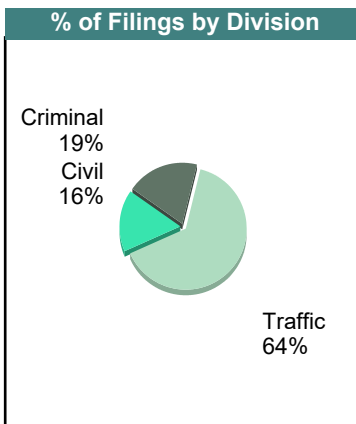


		<u>Filings</u>	<u>Hearings</u>	<u>Transactions</u>	<u>Concluded</u>	<u>Cont</u>
<u>Criminal</u>						
Capias	CA	4	13	13	4	9
Civil Violation	CV	0	3	3	1	2
Felony	F	33	119	119	14	105
Misdemeanor	M	95	232	240	75	165
Show Cause	SC	33	59	59	17	41
Criminal Total		165	426	434	111	322
<u>Traffic</u>						
Capias	CA	3	6	6	4	2
Felony	F	0	1	1	0	1
Infraction	I	480	458	620	488	132
Misdemeanor	M	69	153	153	66	87
Show Cause	SC	4	7	7	3	4
Traffic Total		556	625	787	561	226
<u>Civil</u>						
Admin License	AL	6	0	6	6	-
Capias	CA	1	0	2	2	-
Detinue	DT	15	19	24	14	10
Garnishment	GA	51	8	58	50	8
Impoundment	IM	2	0	2	2	-
Interrogatory	IN	9	5	11	6	5
Other	OT	1	1	1	0	-
Prelim Prot Order	PP	4	0	4	4	-
Show Cause	SC	1	1	3	2	1
Unlawful Detainer	UD	13	14	18	14	4
Warrant in Debt	WD	39	54	75	60	15
Civil Total		142	102	204	160	43
Prince Edward Totals		863	1,153	1,425	832	591

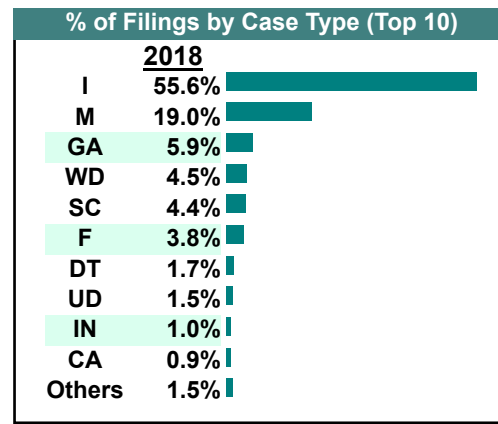
Calendarized Filings with Top 12 Scheduled Times



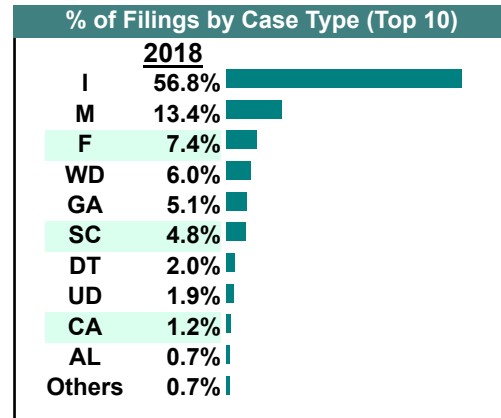
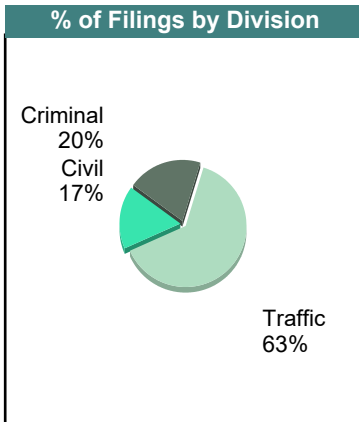
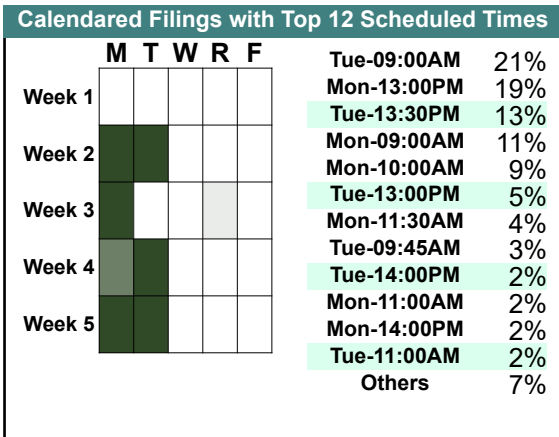
% of Filings by Division



% of Filings by Case Type (Top 10)

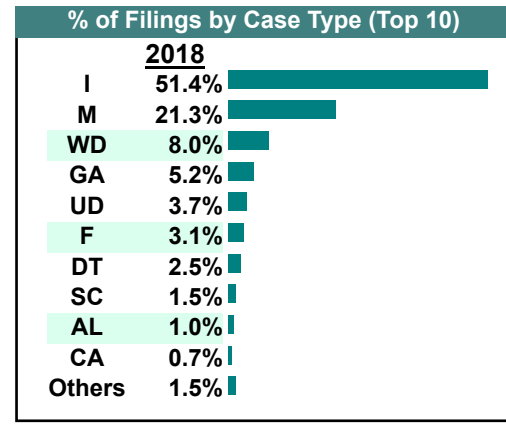
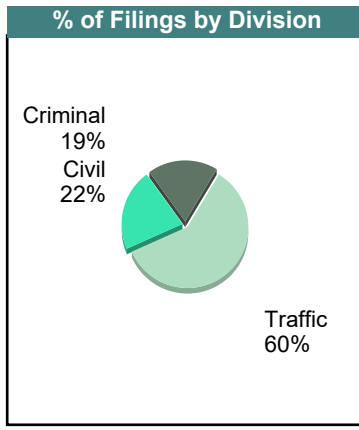


		Filings	Hearings	Transactions	Concluded	Cont
<u>Criminal</u>						
Capias	CA	9	22	22	8	14
Civil Violation	CV	1	7	7	2	5
Felony	F	70	150	151	28	123
Misdemeanor	M	71	288	290	91	199
Show Cause	SC	37	51	51	17	34
Criminal Total		188	518	521	146	375
<u>Traffic</u>						
Capias	CA	2	4	4	2	2
Infraction	I	540	491	699	543	155
Misdemeanor	M	56	157	157	74	83
Show Cause	SC	5	9	9	6	3
Traffic Total		603	661	869	625	243
<u>Civil</u>						
Admin License	AL	7	1	8	7	-
Detinue	DT	19	15	28	23	5
Garnishment	GA	48	13	57	44	13
Interrogatory	IN	3	2	5	3	2
Overweight	OC	0	0	1	1	-
Protective Order	PO	2	1	3	2	1
Prelim Prot Order	PP	1	0	2	2	-
Petition-Restore Arms	PR	0	0	1	1	-
Show Cause	SC	4	3	4	1	3
Unlawful Detainer	UD	18	17	29	22	7
Warrant in Debt	WD	57	83	106	58	48
Civil Total		159	135	244	164	79
Prince Edward Totals		950	1,314	1,634	935	697



		<u>Filings</u>	<u>Hearings</u>	<u>Transactions</u>	<u>Concluded</u>	<u>Cont</u>
<u>Criminal</u>						
Capias	CA	4	11	11	3	8
Civil Violation	CV	3	7	7	1	6
Felony	F	21	72	72	12	60
Misdemeanor	M	89	213	223	69	154
Show Cause	SC	9	16	16	4	12
Criminal Total		126	319	329	89	240
<u>Traffic</u>						
Capias	CA	1	4	4	1	3
Felony	F	0	2	2	0	2
Infraction	I	347	416	517	379	138
Misdemeanor	M	55	134	135	59	76
Show Cause	SC	0	2	2	0	2
Traffic Total		403	558	660	439	221
<u>Civil</u>						
Admin License	AL	7	1	7	6	-
Capias	CA	0	1	1	0	1
Detinue	DT	17	18	28	17	11
Garnishment	GA	35	5	45	40	5
Impoundment	IM	4	4	4	0	-
Interrogatory	IN	0	1	2	1	1
Overweight	OC	0	1	1	0	1
Prelim Prot Order	PP	3	2	5	3	1
Show Cause	SC	1	1	3	2	1
Unlawful Detainer	UD	25	20	37	26	11
Warrant in Debt	WD	54	94	112	71	41
Civil Total		146	148	245	166	73
Prince Edward Totals		675	1,025	1,234	694	534

Calendared Filings with Top 12 Scheduled Times						
	M	T	W	R	F	
Week 1						Mon-13:00PM 21%
						Tue-13:30PM 16%
Week 2						Tue-09:00AM 14%
						Mon-13:00PM 10%
Week 3						Mon-09:00AM 7%
						Tue-09:45AM 7%
Week 4						Mon-10:00AM 6%
						Mon-11:00AM 4%
Week 5						Tue-14:00PM 3%
						Tue-11:00AM 3%
						Mon-11:30AM 1%
						Mon-14:00PM 1%
						Others 7%



CASELOAD STATISTICS OF THE GENERAL DISTRICT COURTS

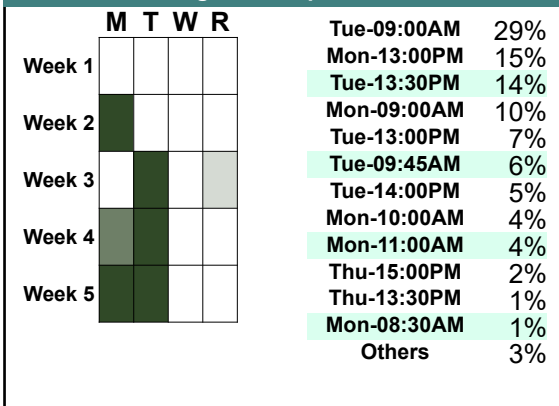
January 2018

Prince Edward

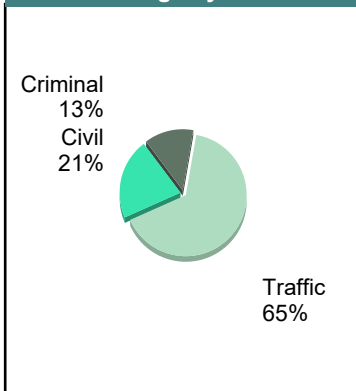
District: 10

		<u>Filings</u>	<u>Hearings</u>	<u>Transactions</u>	<u>Concluded</u>	<u>Cont</u>
<u>Criminal</u>						
Capias	CA	2	10	10	3	7
Civil Violation	CV	8	12	12	6	6
Felony	F	26	76	76	16	60
Misdemeanor	M	83	217	222	63	159
Show Cause	SC	4	18	18	11	7
Criminal Total		123	333	338	99	239
<u>Traffic</u>						
Capias	CA	1	3	3	1	2
Felony	F	0	1	1	1	-
Infraction	I	556	532	747	575	172
Misdemeanor	M	57	133	133	63	70
Show Cause	SC	1	2	2	0	2
Traffic Total		615	671	886	640	246
<u>Civil</u>						
Abstract	AJ	3	2	3	3	-
Admin License	AL	8	2	9	7	2
Counter Claim	CC	0	1	2	2	-
Detinue	DT	17	13	23	13	10
Garnishment	GA	48	12	63	51	12
Interrogatory	IN	2	2	2	0	2
Prelim Prot Order	PP	2	1	3	2	1
Petition-Restore Arms	PR	1	1	1	0	1
Show Cause	SC	2	0	3	3	-
Tenants Assertion	TA	1	2	2	1	1
Unlawful Detainer	UD	22	21	26	13	13
Warrant in Debt	WD	95	123	147	86	61
Civil Total		201	180	284	181	103
Prince Edward Totals		939	1,184	1,508	920	588

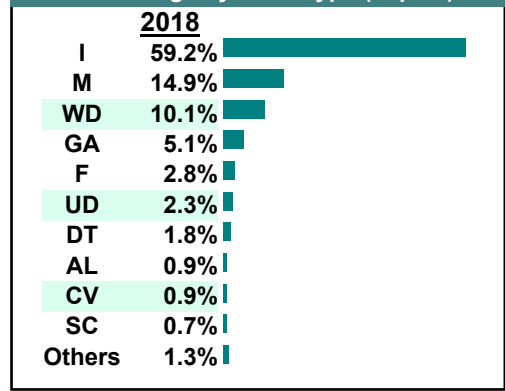
Calendared Filings with Top 12 Scheduled Times



% of Filings by Division



% of Filings by Case Type (Top 10)



Filings by Court & Division

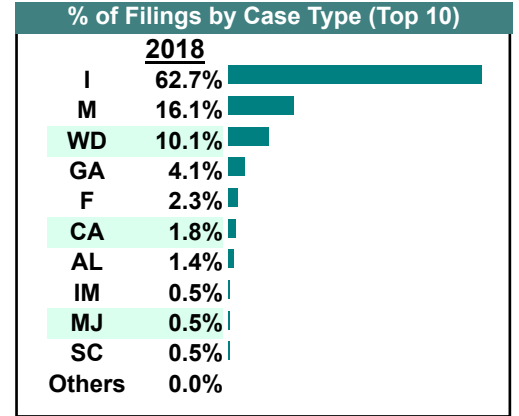
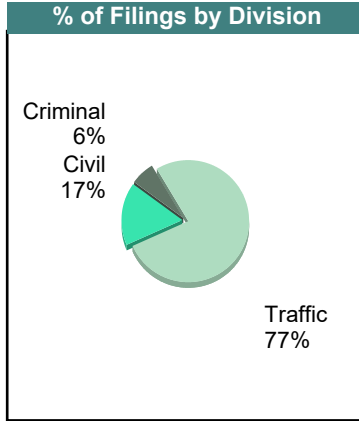
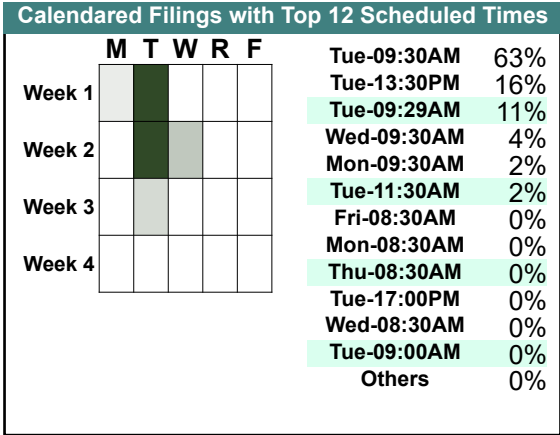
	Appomattox	Buckingham	Charlotte	Cumberland	Halifax	Lunenburg	Mecklenburg	Prince Edward	Total	
C	Misdemeanor	362 8%	330 7%	260 6%	320 7%	1,169 26%	255 6%	948 21%	927 20%	4,571
	Felony	145 10%	127 9%	113 8%	82 6%	309 22%	89 6%	259 19%	271 19%	1,395
	Show Cause	48 6%	41 5%	41 5%	38 5%	287 37%	40 5%	110 14%	173 22%	778
	Capias	17 6%	14 5%	14 5%	14 5%	80 29%	19 7%	57 21%	60 22%	275
	Civil Violation	3 3%	1 1%	15 14%	3 3%	12 11%	3 3%	37 35%	31 30%	105
	Motion	- 0%	- 0%	- 0%	- 0%	34 100%	- 0%	- 0%	- 0%	34
	Total	575 8%	513 7%	443 6%	457 6%	1,891 26%	406 6%	1,411 20%	1,462 20%	7,158
T	Infraction	2,569 8%	2,256 7%	3,449 11%	3,337 10%	5,038 16%	1,290 4%	8,243 26%	5,960 19%	32,142
	Misdemeanor	363 4%	570 6%	513 6%	327 4%	1,187 13%	367 4%	4,735 54%	735 8%	8,797
	Show Cause	11 5%	14 6%	22 10%	22 10%	70 32%	7 3%	48 22%	28 13%	222
	Capias	6 4%	2 1%	16 10%	13 8%	70 45%	4 3%	28 18%	17 11%	156
	Felony	8 13%	5 8%	5 8%	1 2%	12 20%	4 7%	25 41%	1 2%	61
	Restricted O/L	- 0%	- 0%	- 0%	- 0%	15 100%	- 0%	- 0%	- 0%	15
	Civil Violation	1 11%	2 22%	5 56%	- 0%	1 11%	- 0%	- 0%	- 0%	9
	Motion	- 0%	- 0%	- 0%	- 0%	4 100%	- 0%	- 0%	- 0%	4
	Total	2,958 7%	2,849 7%	4,010 10%	3,700 9%	6,397 15%	1,672 4%	13,079 32%	6,741 16%	41,406
V	Warrant in Debt	452 9%	291 6%	317 6%	231 5%	1,185 24%	160 3%	1,597 32%	749 15%	4,982
	Garnishment	178 8%	106 5%	95 4%	72 3%	609 29%	49 2%	503 24%	518 24%	2,130
	Unlawful Detainer	77 7%	85 8%	107 10%	48 4%	251 23%	69 6%	196 18%	273 25%	1,106
	Detinue	191 28%	10 1%	- 0%	3 0%	204 30%	4 1%	100 15%	173 25%	685
	Admin License	20 6%	23 7%	27 9%	17 5%	75 24%	16 5%	61 19%	74 24%	313
	Prelim Prot Order	23 12%	14 7%	16 8%	11 6%	58 29%	19 10%	38 19%	21 11%	200
	Interrogatory	55 32%	13 7%	34 20%	3 2%	15 9%	- 0%	10 6%	44 25%	174

	Appomattox	Buckingham	Charlotte	Cumberland	Halifax	Lunenburg	Mecklenburg	Prince Edward	Total
V Protective Order	23	11	7	6	42	16	38	3	146
	16%	8%	5%	4%	29%	11%	26%	2%	
Impoundment	10	19	12	-	18	9	64	6	138
	7%	14%	9%	0%	13%	7%	46%	4%	
Show Cause	43	6	2	1	14	1	2	29	98
	44%	6%	2%	1%	14%	1%	2%	30%	
Bond Forfeiture	1	-	-	2	40	-	8	-	51
	2%	0%	0%	4%	78%	0%	16%	0%	
Other	6	2	13	-	6	1	20	1	49
	12%	4%	27%	0%	12%	2%	41%	2%	
Abstract	6	7	-	-	7	-	5	8	33
	18%	21%	0%	0%	21%	0%	15%	24%	
Motion for Judgment	-	3	2	3	3	2	8	-	21
	0%	14%	10%	14%	14%	10%	38%	0%	
Capias	5	-	1	-	-	-	-	2	8
	63%	0%	13%	0%	0%	0%	0%	25%	
Petition-Restore Arms	1	1	-	-	2	-	-	2	6
	17%	17%	0%	0%	33%	0%	0%	33%	
Attachment	-	-	5	-	-	-	-	-	5
	0%	0%	100%	0%	0%	0%	0%	0%	
Overweight	-	-	-	1	-	-	1	-	2
	0%	0%	0%	50%	0%	0%	50%	0%	
Tenants Assertion	-	-	-	-	-	-	1	1	2
	0%	0%	0%	0%	0%	0%	50%	50%	
Counter Claim	-	-	-	-	-	-	-	1	1
	0%	0%	0%	0%	0%	0%	0%	100%	
Distress Seizure	-	-	1	-	-	-	-	-	1
	0%	0%	100%	0%	0%	0%	0%	0%	
Restricted O/L	-	-	1	-	-	-	-	-	1
	0%	0%	100%	0%	0%	0%	0%	0%	
<hr/>									
Total	1,091	591	640	398	2,529	346	2,652	1,905	10,152
	11%	6%	6%	4%	25%	3%	26%	19%	
<hr/>									
Total	4,624	3,953	5,093	4,555	10,817	2,424	17,142	10,108	58,716
	8%	7%	9%	8%	18%	4%	29%	17%	

CASELOAD STATISTICS OF THE GENERAL DISTRICT COURTS

December 2018

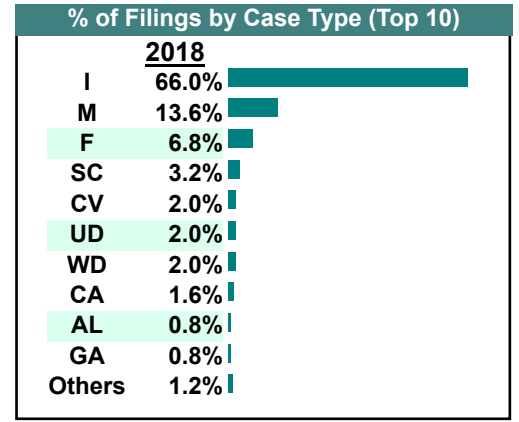
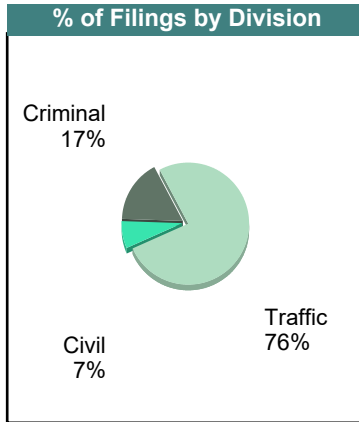
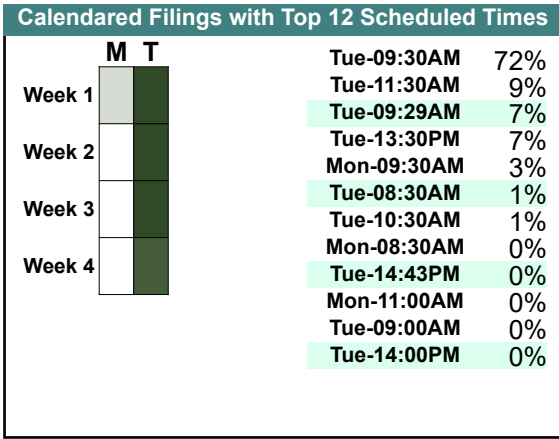
		<u>Filings</u>	<u>Hearings</u>	<u>Transactions</u>	<u>Concluded</u>	<u>Cont</u>
<u>Criminal</u>						
Capias	CA	2	3	3	3	-
Felony	F	5	25	25	18	7
Misdemeanor	M	6	31	31	7	24
Show Cause	SC	1	3	3	3	-
Criminal Total		14	62	62	31	31
<u>Traffic</u>						
Capias	CA	2	4	4	1	3
Felony	F	0	1	1	1	-
Infraction	I	136	119	169	125	42
Misdemeanor	M	29	54	54	16	37
Show Cause	SC	0	4	4	2	1
Traffic Total		167	182	232	145	83
<u>Civil</u>						
Admin License	AL	3	3	3	0	-
Garnishment	GA	9	2	9	7	2
Impoundment	IM	1	0	1	1	-
Motion for Judgment	MJ	1	1	1	1	-
Prelim Prot Order	PP	0	1	1	0	1
Unlawful Detainer	UD	0	1	1	0	1
Warrant in Debt	WD	22	17	27	19	8
Civil Total		36	25	43	28	12
Amelia Totals		217	269	337	204	126



CASELOAD STATISTICS OF THE GENERAL DISTRICT COURTS

November 2018

		<u>Filings</u>	<u>Hearings</u>	<u>Transactions</u>	<u>Concluded</u>	<u>Cont</u>
<u>Criminal</u>						
Capias	CA	2	4	4	3	1
Civil Violation	CV	5	8	8	6	2
Felony	F	16	30	30	2	28
Misdemeanor	M	14	64	66	29	37
Show Cause	SC	5	8	8	2	6
Criminal Total		42	114	116	42	74
<u>Traffic</u>						
Capias	CA	2	5	5	0	5
Civil Violation	CV	0	1	1	1	-
Felony	F	1	3	3	0	3
Infraction	I	165	159	216	166	50
Misdemeanor	M	20	67	67	22	45
Show Cause	SC	2	3	3	0	3
Traffic Total		190	238	295	189	106
<u>Civil</u>						
Admin License	AL	2	2	3	1	1
Bond Forfeiture	BF	0	1	1	1	-
Garnishment	GA	2	1	3	2	-
Impoundment	IM	1	0	1	1	-
Motion for Judgment	MJ	0	0	1	1	-
Protective Order	PO	1	1	3	2	1
Prelim Prot Order	PP	1	2	2	0	2
Show Cause	SC	1	1	1	1	-
Unlawful Detainer	UD	5	9	11	6	5
Warrant in Debt	WD	5	8	10	7	3
Civil Total		18	25	36	22	12
Amelia Totals		250	377	447	253	192



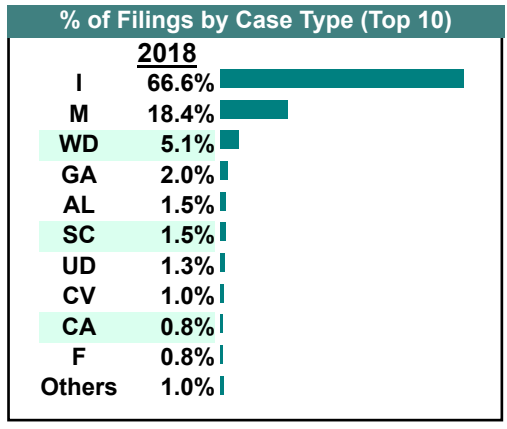
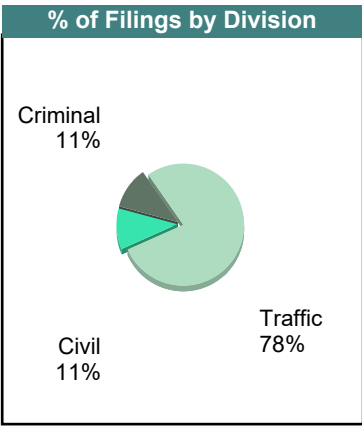
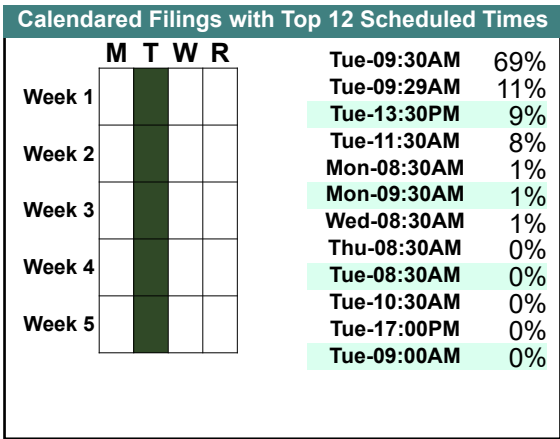
CASELOAD STATISTICS OF THE GENERAL DISTRICT COURTS

October 2018

Amelia

District: 11

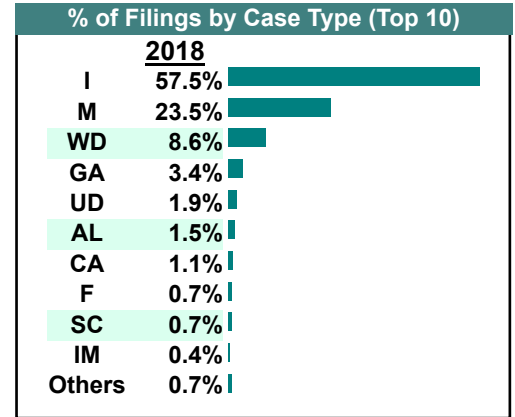
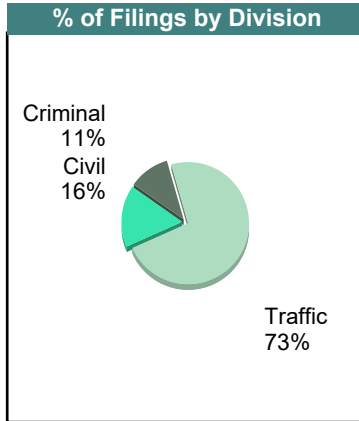
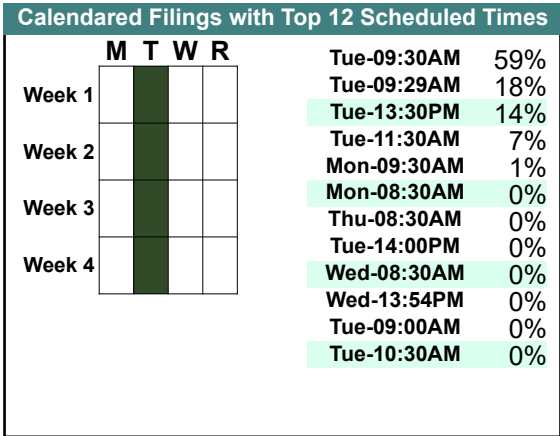
		<u>Filings</u>	<u>Hearings</u>	<u>Transactions</u>	<u>Concluded</u>	<u>Cont</u>
<u>Criminal</u>						
Capias	CA	1	3	3	1	2
Civil Violation	CV	3	3	3	2	1
Felony	F	3	16	16	4	12
Misdemeanor	M	34	72	72	22	50
Show Cause	SC	2	4	4	2	2
Criminal Total		43	98	98	31	67
<u>Traffic</u>						
Capias	CA	2	3	3	0	3
Civil Violation	CV	1	1	1	0	1
Felony	F	0	1	1	0	1
Infraction	I	261	232	313	247	65
Misdemeanor	M	38	77	77	26	51
Show Cause	SC	4	4	4	2	2
Traffic Total		306	318	399	275	123
<u>Civil</u>						
Admin License	AL	6	4	6	2	-
Bond Forfeiture	BF	0	2	2	0	2
Garnishment	GA	8	1	9	8	1
Impoundment	IM	2	2	2	0	-
Motion for Judgment	MJ	1	1	1	0	1
Protective Order	PO	1	2	2	0	2
Prelim Prot Order	PP	0	0	1	1	-
Unlawful Detainer	UD	5	8	10	4	6
Warrant in Debt	WD	20	24	34	28	6
Civil Total		43	44	67	43	18
Amelia Totals		392	460	564	349	208



CASELOAD STATISTICS OF THE GENERAL DISTRICT COURTS

September 2018

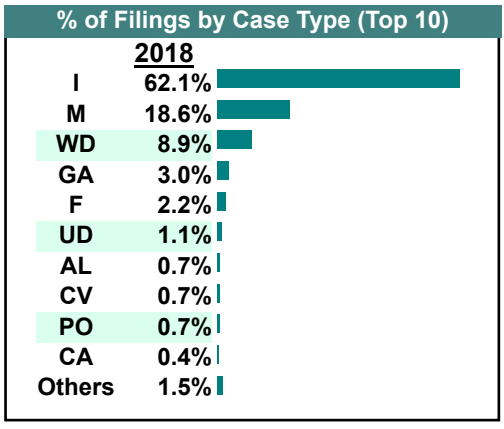
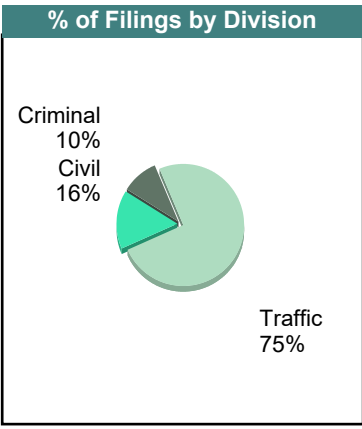
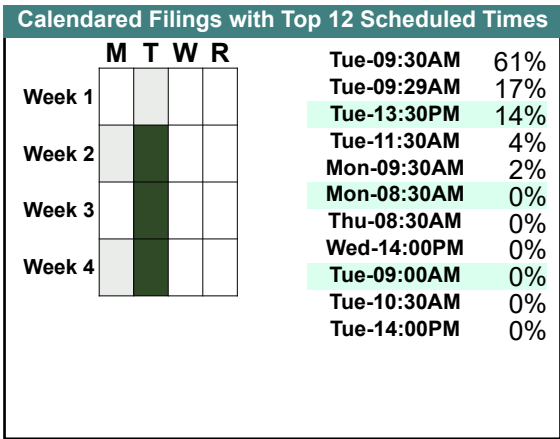
		<u>Filings</u>	<u>Hearings</u>	<u>Transactions</u>	<u>Concluded</u>	<u>Cont</u>
<u>Criminal</u>						
Capias	CA	1	3	3	2	1
Civil Violation	CV	0	2	2	0	1
Felony	F	2	44	44	39	5
Misdemeanor	M	24	62	64	23	41
Show Cause	SC	2	5	5	3	2
Criminal Total		29	116	118	67	50
<u>Traffic</u>						
Capias	CA	2	3	3	1	2
Felony	F	0	1	1	0	1
Infraction	I	154	141	212	163	49
Misdemeanor	M	39	84	84	36	48
Traffic Total		195	229	300	200	100
<u>Civil</u>						
Admin License	AL	4	3	4	1	1
Garnishment	GA	9	2	9	7	1
Impoundment	IM	1	0	1	1	-
Motion for Judgment	MJ	1	1	2	1	-
Overweight	OC	1	0	1	1	-
Protective Order	PO	0	0	2	2	-
Unlawful Detainer	UD	5	5	5	3	2
Warrant in Debt	WD	23	30	34	22	12
Civil Total		44	41	58	38	16
Amelia Totals		268	386	476	305	166



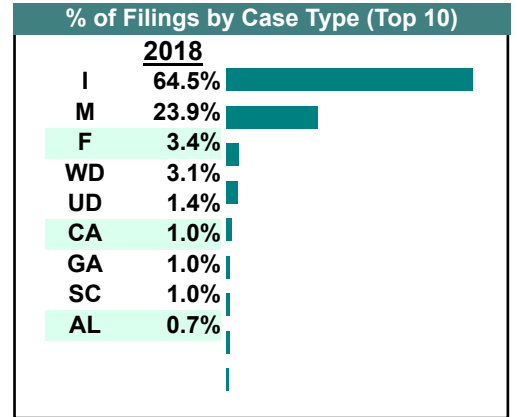
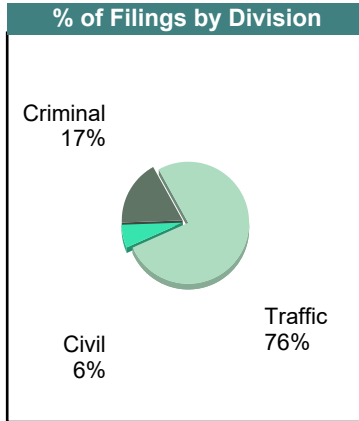
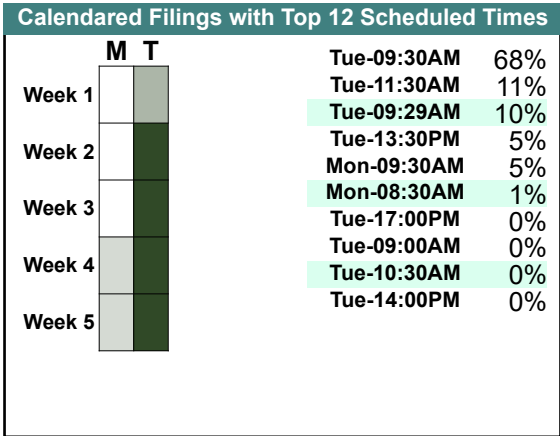
CASELOAD STATISTICS OF THE GENERAL DISTRICT COURTS

August 2018

		<u>Filings</u>	<u>Hearings</u>	<u>Transactions</u>	<u>Concluded</u>	<u>Cont</u>
<u>Criminal</u>						
Capias	CA	1	5	5	2	3
Civil Violation	CV	2	2	2	0	2
Felony	F	5	11	11	3	8
Misdemeanor	M	18	60	60	14	46
Show Cause	SC	0	2	2	0	2
Criminal Total		26	80	80	19	61
<u>Traffic</u>						
Capias	CA	0	2	2	2	-
Felony	F	1	1	1	0	1
Infraction	I	167	158	221	175	46
Misdemeanor	M	32	78	78	31	47
Restricted O/L	RL	1	1	1	1	-
Show Cause	SC	0	2	2	2	-
Traffic Total		201	242	305	211	94
<u>Civil</u>						
Admin License	AL	2	1	2	1	-
Detinue	DT	1	1	2	2	-
Garnishment	GA	8	0	10	10	-
Interrogatory	IN	1	0	1	1	-
Motion for Judgment	MJ	1	1	1	0	1
Protective Order	PO	2	2	2	0	2
Prelim Prot Order	PP	0	1	1	0	1
Unlawful Detainer	UD	3	2	3	2	1
Warrant in Debt	WD	24	27	33	17	16
Civil Total		42	35	55	33	21
Amelia Totals		269	357	440	263	176



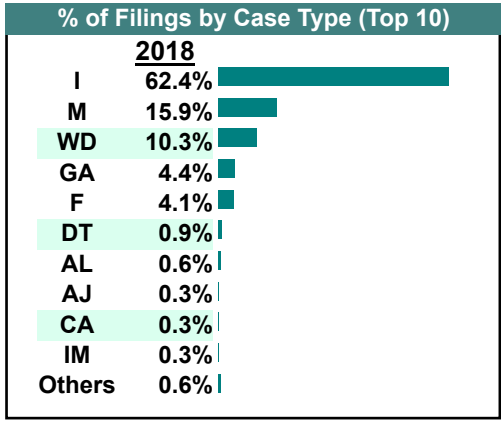
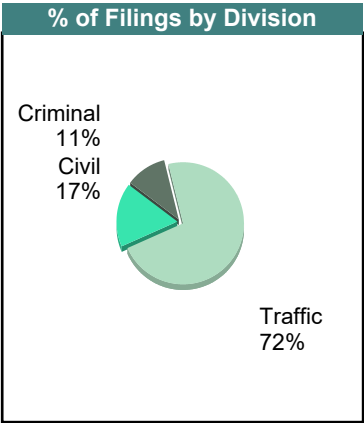
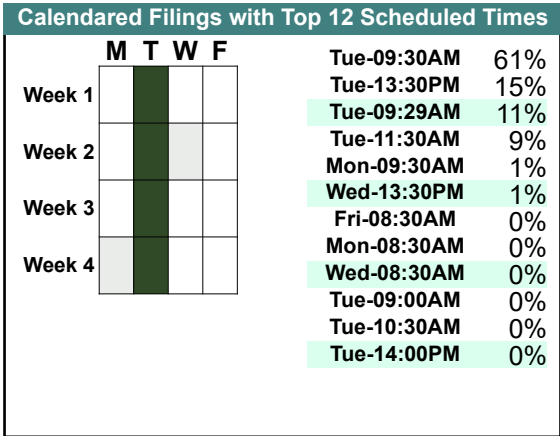
		<u>Filings</u>	<u>Hearings</u>	<u>Transactions</u>	<u>Concluded</u>	<u>Cont</u>
<u>Criminal</u>						
Capias	CA	3	5	5	0	5
Felony	F	10	37	37	7	30
Misdemeanor	M	35	71	73	27	46
Show Cause	SC	3	6	6	2	4
Criminal Total		51	119	121	36	85
<u>Traffic</u>						
Felony	F	0	1	1	1	-
Infraction	I	189	179	249	190	59
Misdemeanor	M	35	71	71	35	36
Traffic Total		224	251	321	226	95
<u>Civil</u>						
Admin License	AL	2	2	2	0	-
Garnishment	GA	3	1	3	2	1
Unlawful Detainer	UD	4	4	4	4	-
Warrant in Debt	WD	9	9	11	6	5
Civil Total		18	16	20	12	6
Amelia Totals		293	386	462	274	186



CASELOAD STATISTICS OF THE GENERAL DISTRICT COURTS

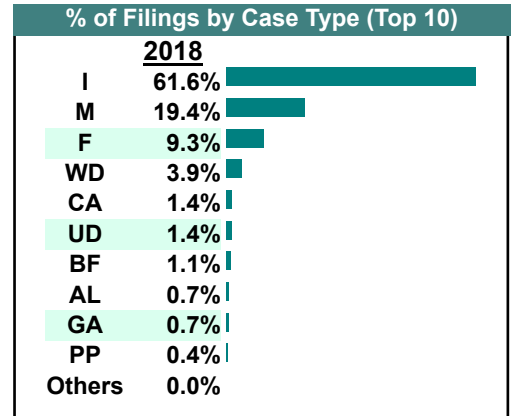
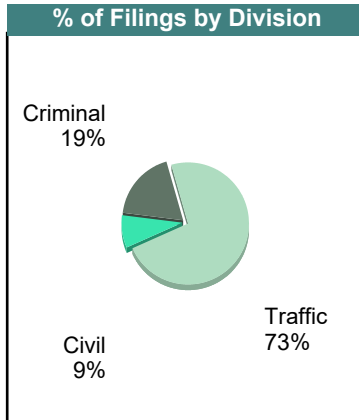
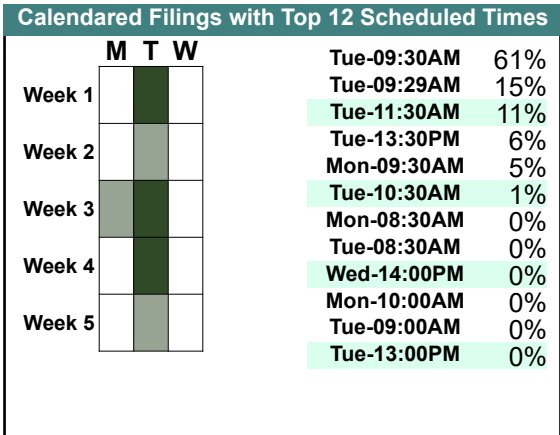
June 2018

		<u>Filings</u>	<u>Hearings</u>	<u>Transactions</u>	<u>Concluded</u>	<u>Cont</u>
<u>Criminal</u>						
Capias	CA	1	1	1	1	-
Felony	F	14	38	38	0	38
Misdemeanor	M	20	46	47	14	33
Show Cause	SC	1	1	1	1	-
Criminal Total		36	86	87	16	71
<u>Traffic</u>						
Capias	CA	0	2	2	2	-
Infraction	I	212	187	264	200	63
Misdemeanor	M	34	74	74	35	39
Show Cause	SC	0	2	2	2	-
Traffic Total		246	265	342	239	102
<u>Civil</u>						
Abstract	AJ	1	0	1	1	-
Admin License	AL	2	2	2	0	-
Bond Forfeiture	BF	0	1	1	0	1
Capias	CA	0	0	1	1	-
Detinue	DT	3	2	3	2	1
Garnishment	GA	15	4	20	16	4
Impoundment	IM	1	1	1	0	-
Unlawful Detainer	UD	1	1	1	1	-
Warrant in Debt	WD	35	29	40	32	8
Civil Total		58	40	70	53	14
Amelia Totals		340	391	499	308	187



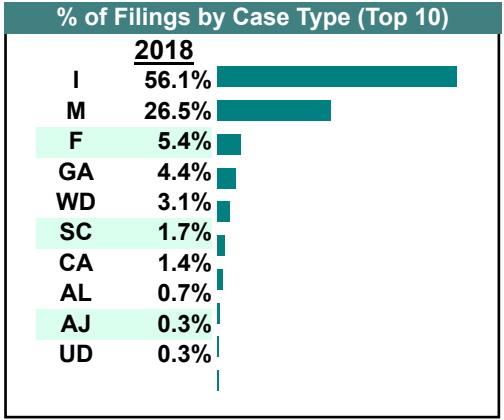
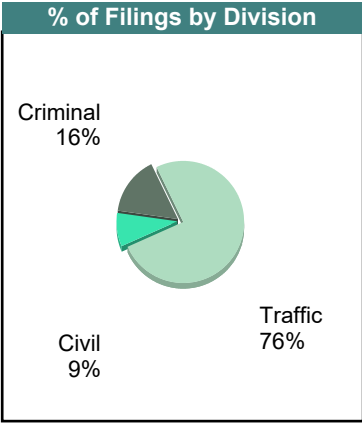
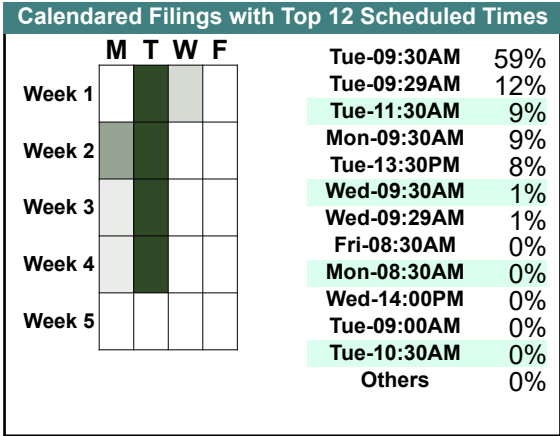
May 2018

		Filings	Hearings	Transactions	Concluded	Cont
<u>Criminal</u>						
Capias	CA	1	2	2	2	-
Felony	F	26	39	39	10	29
Misdemeanor	M	25	83	83	37	46
Show Cause	SC	0	2	2	1	1
Criminal Total		52	126	126	50	76
<u>Traffic</u>						
Capias	CA	2	4	4	1	3
Felony	F	0	3	3	2	1
Infraction	I	172	195	254	200	54
Misdemeanor	M	29	94	94	51	43
Show Cause	SC	0	5	5	0	5
Traffic Total		203	301	360	254	106
<u>Civil</u>						
Admin License	AL	2	1	2	1	-
Bond Forfeiture	BF	3	3	3	0	3
Capias	CA	1	1	1	0	1
Garnishment	GA	2	1	3	2	-
Prelim Prot Order	PP	1	2	2	0	2
Unlawful Detainer	UD	4	4	4	4	-
Warrant in Debt	WD	11	12	17	14	3
Civil Total		24	24	32	21	9
Amelia Totals		279	451	518	325	191



April 2018

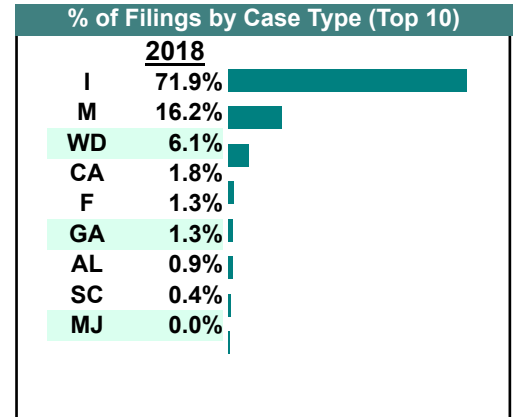
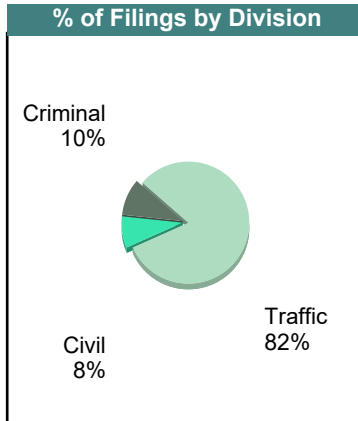
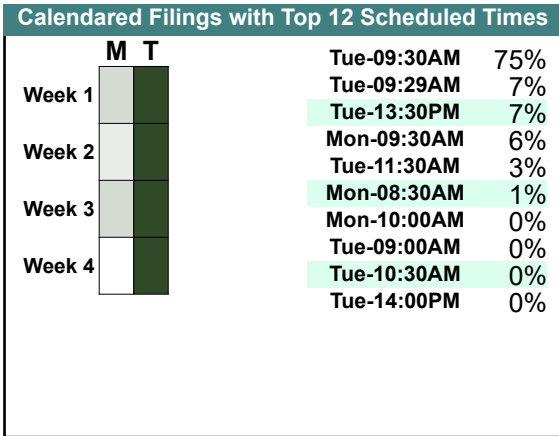
		<u>Filings</u>	<u>Hearings</u>	<u>Transactions</u>	<u>Concluded</u>	<u>Cont</u>
<u>Criminal</u>						
Capias	CA	1	6	6	4	2
Felony	F	14	23	23	5	18
Misdemeanor	M	29	60	60	13	47
Show Cause	SC	2	5	5	2	3
Criminal Total		46	94	94	24	70
<u>Traffic</u>						
Capias	CA	3	7	7	3	4
Felony	F	2	3	3	1	2
Infraction	I	165	155	211	157	54
Misdemeanor	M	49	89	89	31	58
Show Cause	SC	3	10	10	3	7
Traffic Total		222	264	320	195	125
<u>Civil</u>						
Abstract	AJ	1	0	1	1	-
Admin License	AL	2	2	2	0	-
Garnishment	GA	13	3	15	12	3
Unlawful Detainer	UD	1	0	1	1	-
Warrant in Debt	WD	9	11	17	14	3
Civil Total		26	16	36	28	6
Amelia Totals		294	374	450	247	201



CASELOAD STATISTICS OF THE GENERAL DISTRICT COURTS

March 2018

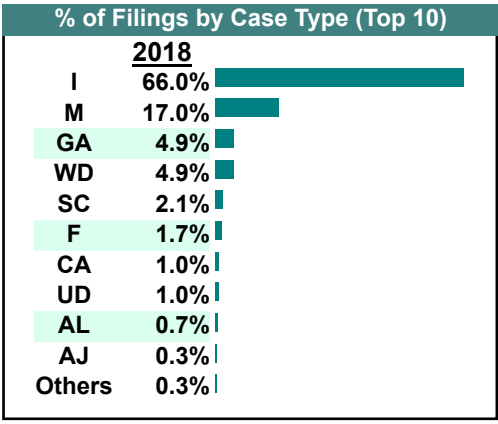
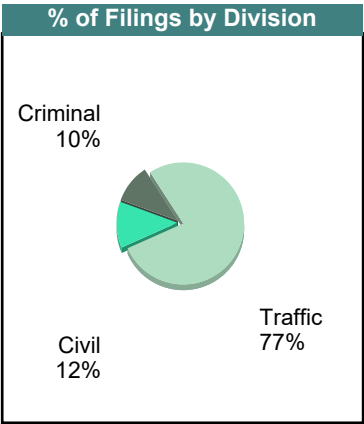
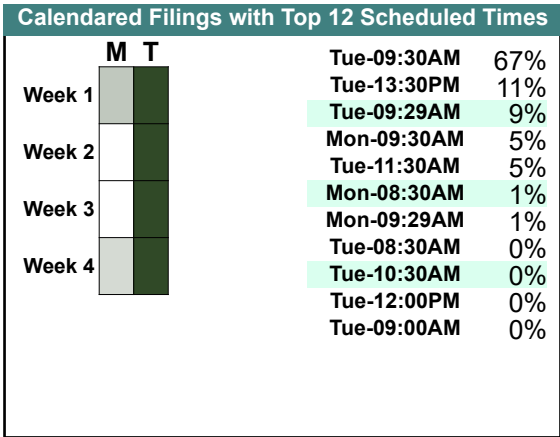
		<u>Filings</u>	<u>Hearings</u>	<u>Transactions</u>	<u>Concluded</u>	<u>Cont</u>
<u>Criminal</u>						
Capias	CA	2	8	8	3	5
Felony	F	3	11	11	7	4
Misdemeanor	M	16	50	50	16	34
Show Cause	SC	1	2	2	1	1
Criminal Total		22	71	71	27	44
<u>Traffic</u>						
Capias	CA	2	5	5	2	3
Felony	F	0	1	1	0	1
Infraction	I	164	148	217	168	49
Misdemeanor	M	21	65	65	31	34
Show Cause	SC	0	1	1	0	1
Traffic Total		187	220	289	201	88
<u>Civil</u>						
Admin License	AL	2	2	2	0	-
Garnishment	GA	3	1	5	4	1
Motion for Judgment	MJ	0	1	1	1	-
Warrant in Debt	WD	14	14	19	14	5
Civil Total		19	18	27	19	6
Amelia Totals		228	309	387	247	138



CASELOAD STATISTICS OF THE GENERAL DISTRICT COURTS

February 2018

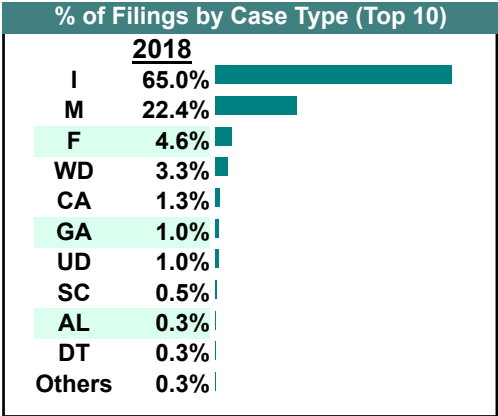
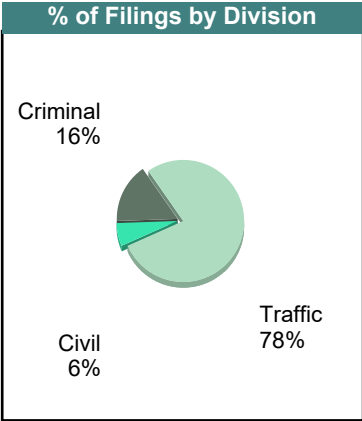
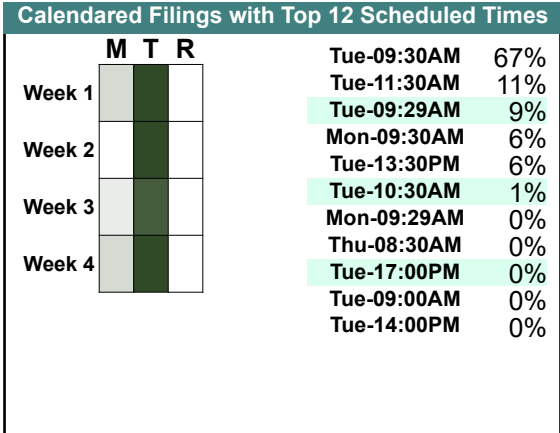
		<u>Filings</u>	<u>Hearings</u>	<u>Transactions</u>	<u>Concluded</u>	<u>Cont</u>
<u>Criminal</u>						
Capias	CA	1	4	4	2	2
Felony	F	4	35	35	20	15
Misdemeanor	M	20	65	65	32	33
Show Cause	SC	5	5	5	2	3
Criminal Total		30	109	109	56	53
<u>Traffic</u>						
Capias	CA	2	4	4	1	3
Felony	F	1	2	2	0	2
Infraction	I	190	214	271	209	61
Misdemeanor	M	29	108	108	45	63
Show Cause	SC	1	3	3	0	3
Traffic Total		223	331	388	255	132
<u>Civil</u>						
Abstract	AJ	1	0	1	1	-
Admin License	AL	2	1	2	1	-
Garnishment	GA	14	2	16	14	2
Impoundment	IM	1	0	1	1	-
Unlawful Detainer	UD	3	3	3	3	-
Warrant in Debt	WD	14	15	23	17	6
Civil Total		35	21	46	37	8
Amelia Totals		288	461	543	348	193



CASELOAD STATISTICS OF THE GENERAL DISTRICT COURTS

January 2018

		<u>Filings</u>	<u>Hearings</u>	<u>Transactions</u>	<u>Concluded</u>	<u>Cont</u>
<u>Criminal</u>						
Capias	CA	3	7	7	2	5
Civil Violation	CV	0	1	1	1	-
Felony	F	18	34	34	11	23
Misdemeanor	M	39	79	80	33	47
Show Cause	SC	1	2	2	2	-
Criminal Total		61	123	124	49	75
<u>Traffic</u>						
Capias	CA	2	3	3	0	3
Felony	F	0	1	1	0	1
Infraction	I	253	250	334	246	88
Misdemeanor	M	48	123	123	50	73
Show Cause	SC	1	3	3	1	2
Traffic Total		304	380	464	297	167
<u>Civil</u>						
Admin License	AL	1	0	1	1	-
Detinue	DT	1	1	2	1	1
Garnishment	GA	4	1	4	3	1
Motion for Judgment	MJ	1	2	2	0	2
Unlawful Detainer	UD	4	5	6	4	2
Warrant in Debt	WD	13	15	24	17	7
Civil Total		24	24	39	26	13
Amelia Totals		389	527	627	372	255



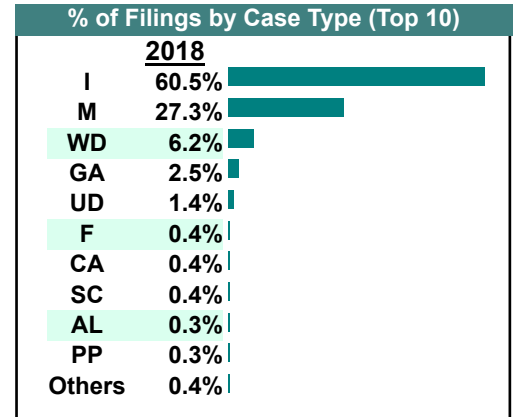
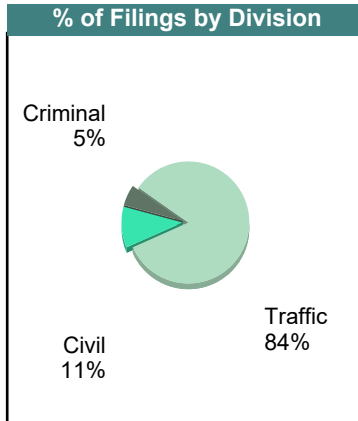
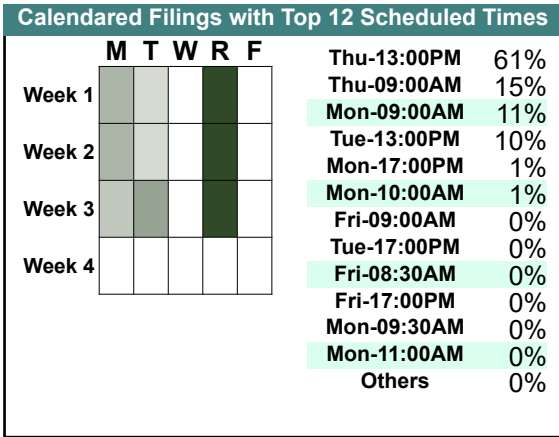
CASELOAD STATISTICS OF THE GENERAL DISTRICT COURTS

December 2018

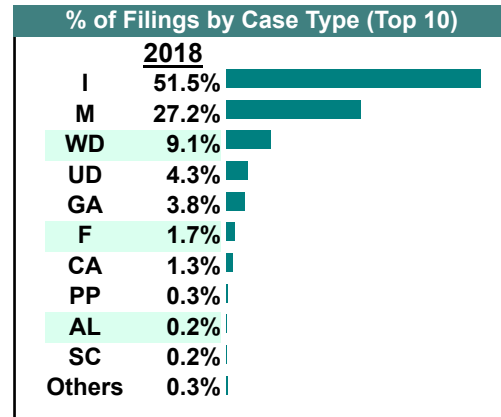
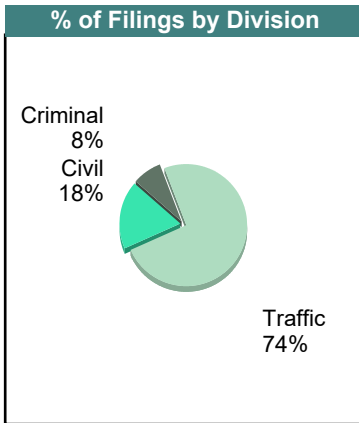
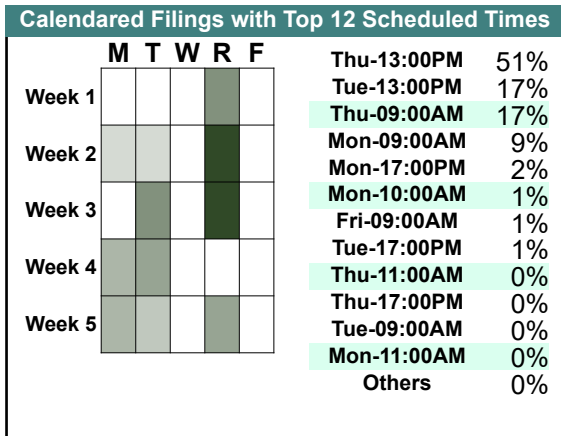
Dinwiddie

District: 11

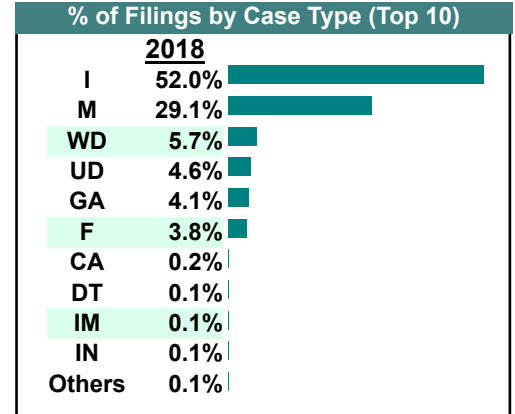
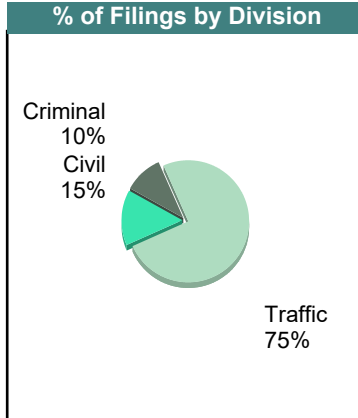
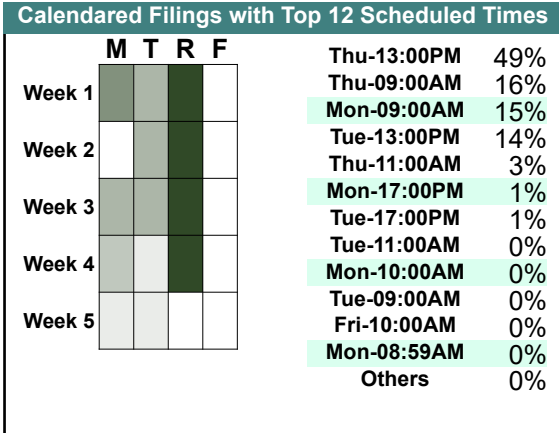
		<u>Filings</u>	<u>Hearings</u>	<u>Transactions</u>	<u>Concluded</u>	<u>Cont</u>
<u>Criminal</u>						
Capias	CA	3	13	13	2	11
Civil Violation	CV	1	2	2	2	-
Felony	F	5	54	54	12	42
Misdemeanor	M	51	137	138	43	95
Show Cause	SC	2	5	5	2	3
Criminal Total		62	211	212	61	151
<u>Traffic</u>						
Capias	CA	1	11	11	3	8
Infraction	I	686	517	769	573	196
Misdemeanor	M	259	395	395	227	168
Show Cause	SC	2	4	4	2	2
Traffic Total		948	927	1,179	805	374
<u>Civil</u>						
Admin License	AL	3	0	3	3	-
Bond Forfeiture	BF	0	1	2	2	-
Detinue	DT	1	1	1	1	-
Garnishment	GA	28	7	34	27	7
Impoundment	IM	1	0	1	1	-
Interrogatory	IN	1	0	1	1	-
Protective Order	PO	1	0	1	1	-
Prelim Prot Order	PP	3	0	3	3	-
Unlawful Detainer	UD	16	13	18	15	3
Warrant in Debt	WD	70	65	84	62	22
Civil Total		124	87	148	116	32
Dinwiddie Totals		1,134	1,225	1,539	982	557



		<u>Filings</u>	<u>Hearings</u>	<u>Transactions</u>	<u>Concluded</u>	<u>Cont</u>
<u>Criminal</u>						
Capias	CA	10	17	17	5	12
Civil Violation	CV	1	6	6	2	4
Felony	F	16	50	50	11	39
Misdemeanor	M	44	144	146	54	92
Show Cause	SC	1	3	3	1	2
Criminal Total		72	220	222	73	149
<u>Traffic</u>						
Capias	CA	2	12	12	5	7
Infraction	I	487	429	618	511	107
Misdemeanor	M	213	416	416	282	134
Show Cause	SC	0	3	3	1	2
Traffic Total		702	860	1,049	799	250
<u>Civil</u>						
Abstract	AJ	1	0	1	1	-
Admin License	AL	2	0	2	2	-
Detinue	DT	1	2	2	2	-
Garnishment	GA	36	4	39	35	4
Prelim Prot Order	PP	3	0	3	3	-
Show Cause	SC	1	1	1	0	1
Unlawful Detainer	UD	41	21	43	40	3
Warrant in Debt	WD	86	78	91	66	25
Civil Total		171	106	182	149	33
Dinwiddie Totals		945	1,186	1,453	1,021	432



		Filings	Hearings	Transactions	Concluded	Cont
<u>Criminal</u>						
Capias	CA	1	9	9	7	2
Civil Violation	CV	0	3	3	2	1
Felony	F	36	100	100	25	75
Misdemeanor	M	57	215	216	106	110
Show Cause	SC	1	4	4	2	2
Criminal Total		95	331	332	142	190
<u>Traffic</u>						
Capias	CA	1	10	10	7	3
Infraction	I	489	479	670	552	118
Misdemeanor	M	217	517	517	343	174
Show Cause	SC	0	2	2	0	2
Traffic Total		707	1,008	1,199	902	297
<u>Civil</u>						
Bond Forfeiture	BF	0	1	1	0	1
Detinue	DT	1	3	4	1	3
Garnishment	GA	39	4	42	38	4
Impoundment	IM	1	0	1	1	-
Interrogatory	IN	1	0	1	1	-
Unlawful Detainer	UD	43	34	58	46	12
Warrant in Debt	WD	54	55	70	59	11
Civil Total		139	97	177	146	31
Dinwiddie Totals		941	1,436	1,708	1,190	518



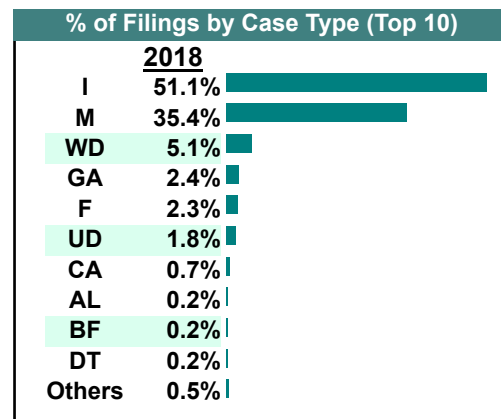
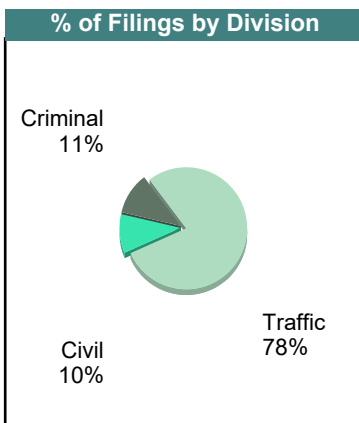
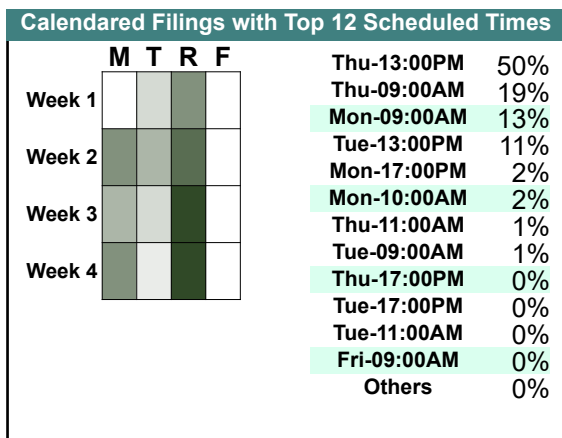
CASELOAD STATISTICS OF THE GENERAL DISTRICT COURTS

September 2018

Dinwiddie

District: 11

		<u>Filings</u>	<u>Hearings</u>	<u>Transactions</u>	<u>Concluded</u>	<u>Cont</u>
<u>Criminal</u>						
Capias	CA	1	8	8	2	6
Civil Violation	CV	1	3	3	0	3
Felony	F	20	71	71	22	49
Misdemeanor	M	76	197	204	84	120
Show Cause	SC	0	3	3	3	-
Criminal Total		98	282	289	111	178
<u>Traffic</u>						
Capias	CA	5	16	16	6	10
Infraction	I	449	486	650	539	111
Misdemeanor	M	235	525	525	347	178
Show Cause	SC	0	2	2	0	2
Traffic Total		689	1,029	1,193	892	301
<u>Civil</u>						
Abstract	AJ	1	0	1	1	-
Admin License	AL	2	0	2	2	-
Bond Forfeiture	BF	2	1	2	1	1
Detinue	DT	2	2	4	3	1
Garnishment	GA	21	3	23	20	3
Impoundment	IM	1	0	1	1	-
Protective Order	PO	1	0	1	1	-
Unlawful Detainer	UD	16	21	24	22	2
Warrant in Debt	WD	45	43	51	45	6
Civil Total		91	70	109	96	13
Dinwiddie Totals		878	1,381	1,591	1,099	492



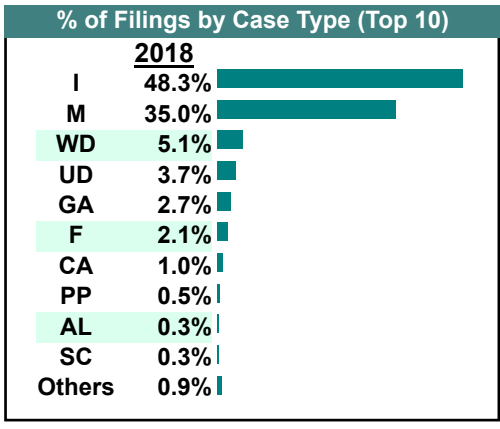
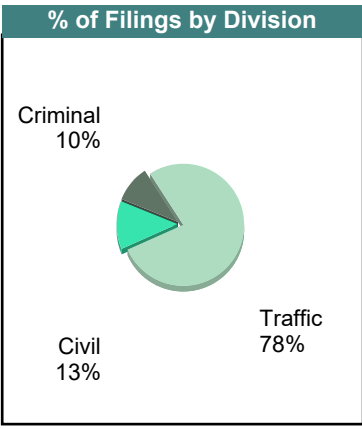
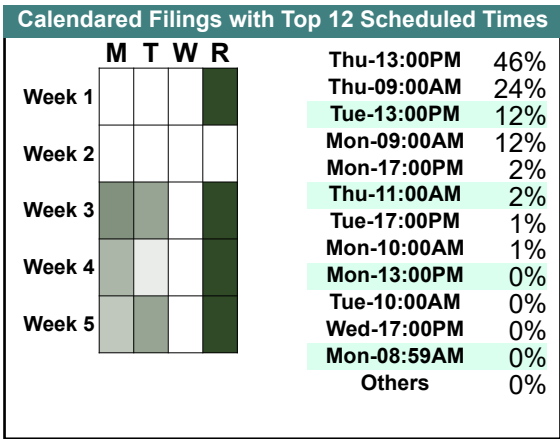
CASELOAD STATISTICS OF THE GENERAL DISTRICT COURTS

August 2018

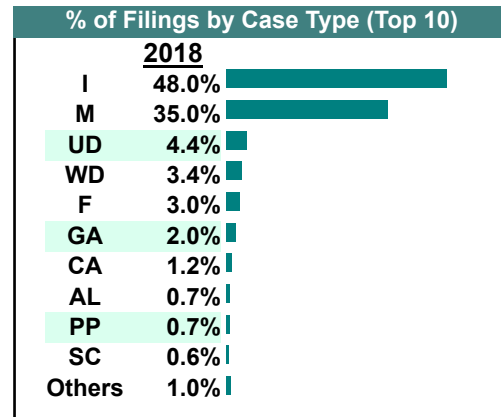
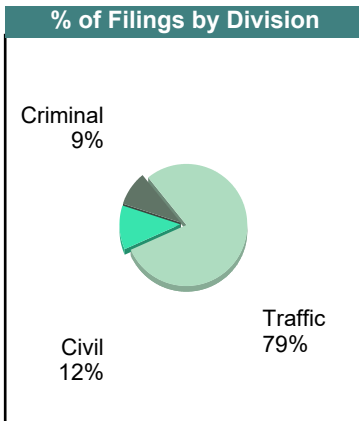
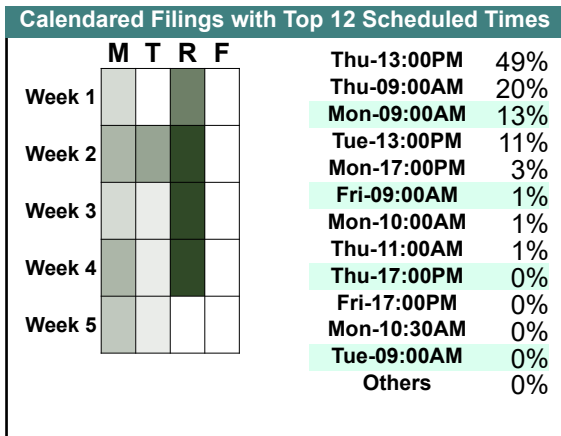
Dinwiddie

District: 11

		<u>Filings</u>	<u>Hearings</u>	<u>Transactions</u>	<u>Concluded</u>	<u>Cont</u>
<u>Criminal</u>						
Capias	CA	4	15	15	2	13
Civil Violation	CV	2	5	5	1	4
Felony	F	24	103	103	39	64
Misdemeanor	M	80	211	212	68	143
Show Cause	SC	2	10	10	2	8
Criminal Total		112	344	345	112	232
<u>Traffic</u>						
Capias	CA	8	18	18	12	6
Infraction	I	565	590	791	631	160
Misdemeanor	M	329	669	669	401	268
Restricted O/L	RL	3	3	3	3	-
Show Cause	SC	2	4	4	3	1
Traffic Total		907	1,284	1,485	1,050	435
<u>Civil</u>						
Abstract	AJ	1	0	1	1	-
Admin License	AL	4	0	4	4	-
Bond Forfeiture	BF	1	0	1	1	-
Detinue	DT	1	3	3	0	3
Garnishment	GA	31	8	38	30	8
Impoundment	IM	1	0	1	1	-
Protective Order	PO	2	0	2	2	-
Prelim Prot Order	PP	6	1	7	6	1
Unlawful Detainer	UD	43	27	51	41	10
Warrant in Debt	WD	60	60	78	66	12
Civil Total		150	99	186	152	34
Dinwiddie Totals		1,169	1,727	2,016	1,314	701



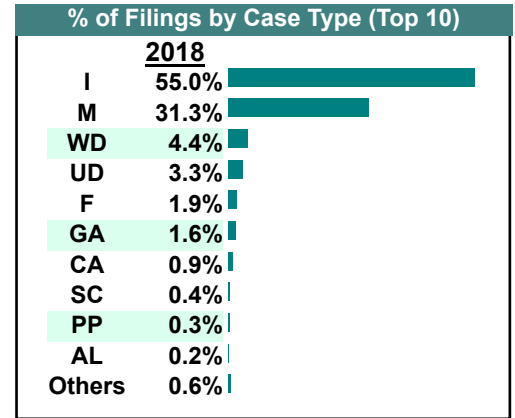
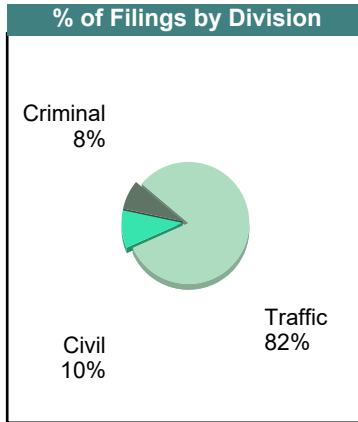
		Filings	Hearings	Transactions	Concluded	Cont
<u>Criminal</u>						
Capias	CA	3	25	25	10	15
Civil Violation	CV	3	6	6	1	5
Felony	F	32	96	96	14	82
Misdemeanor	M	56	159	163	53	110
Show Cause	SC	2	9	9	5	4
Criminal Total		96	295	299	83	216
<u>Traffic</u>						
Capias	CA	10	28	28	11	17
Infraction	I	507	515	720	523	197
Misdemeanor	M	314	626	626	314	312
Restricted O/L	RL	3	3	3	3	-
Show Cause	SC	4	7	7	2	5
Traffic Total		838	1,179	1,384	853	531
<u>Civil</u>						
Abstract	AJ	2	0	2	2	-
Admin License	AL	7	0	7	7	-
Bond Forfeiture	BF	3	2	3	1	2
Detinue	DT	0	1	2	2	-
Garnishment	GA	21	0	24	24	-
Prelim Prot Order	PP	7	0	7	7	-
Petition-Restore Arms	PR	0	0	1	1	-
Unlawful Detainer	UD	47	38	69	62	7
Warrant in Debt	WD	36	38	54	50	4
Civil Total		123	79	169	156	13
Dinwiddie Totals		1,057	1,553	1,852	1,092	760



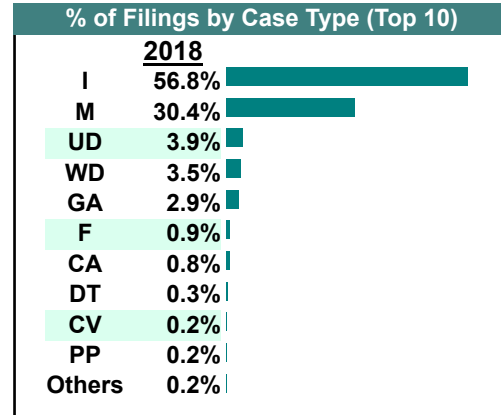
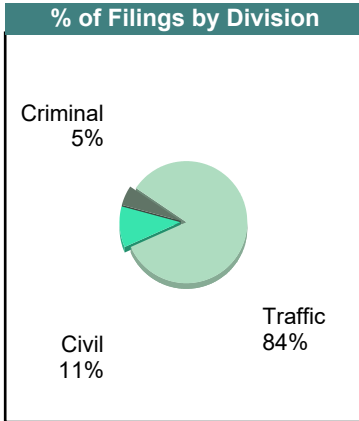
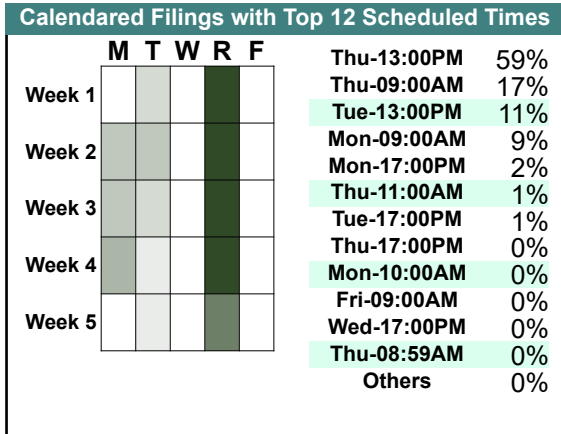
		<u>Filings</u>	<u>Hearings</u>	<u>Transactions</u>	<u>Concluded</u>	<u>Cont</u>
<u>Criminal</u>						
Capias	CA	3	17	17	7	10
Civil Violation	CV	3	5	5	3	2
Felony	F	26	95	95	27	68
Misdemeanor	M	69	216	217	76	141
Show Cause	SC	4	19	19	6	13
Criminal Total		105	352	353	119	234
<u>Traffic</u>						
Capias	CA	10	22	22	8	14
Felony	F	0	1	1	1	-
Infraction	I	756	636	969	713	256
Misdemeanor	M	361	710	710	320	390
Restricted O/L	RL	2	2	2	2	-
Show Cause	SC	2	3	3	1	2
Traffic Total		1,131	1,374	1,707	1,045	662
<u>Civil</u>						
Abstract	AJ	1	0	1	1	-
Admin License	AL	3	0	3	3	-
Garnishment	GA	22	2	25	23	2
Impoundment	IM	1	0	1	1	-
Protective Order	PO	1	0	1	1	-
Prelim Prot Order	PP	4	0	6	6	-
Petition-Restore Arms	PR	0	1	1	0	1
Tenants Assertion	TA	0	1	1	1	-
Unlawful Detainer	UD	45	37	49	29	20
Warrant in Debt	WD	61	64	76	61	15
Civil Total		138	105	164	126	38
Dinwiddie Totals		1,374	1,831	2,224	1,290	934

Calendar Filings with Top 12 Scheduled Times

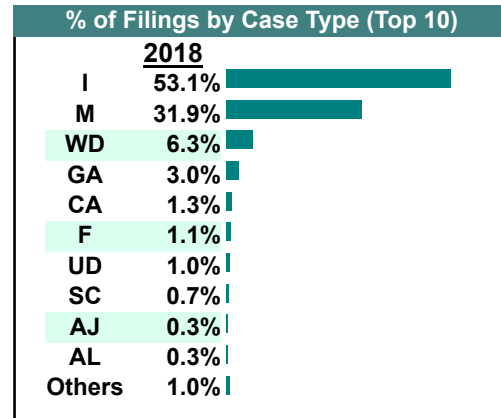
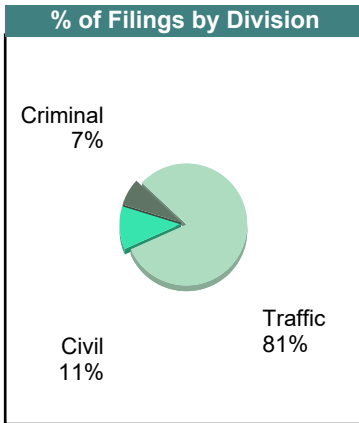
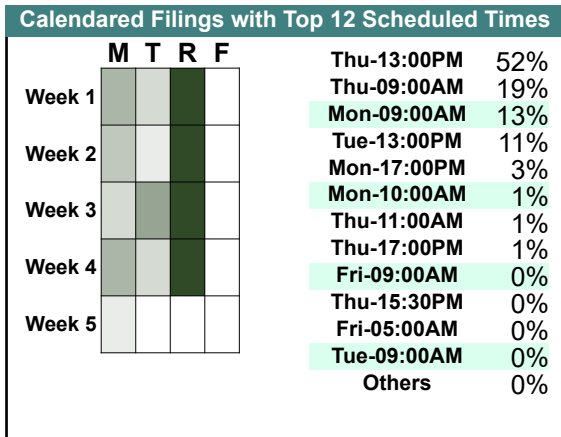
	M	T	R	F		
Week 1					Thu-13:00PM	49%
					Thu-09:00AM	26%
Week 2					Mon-09:00AM	11%
					Tue-13:00PM	9%
Week 3					Mon-17:00PM	3%
					Mon-10:00AM	1%
Week 4					Thu-17:00PM	0%
					Thu-11:00AM	0%
					Fri-17:00PM	0%
					Mon-11:30AM	0%
					Tue-17:00PM	0%
					Fri-09:00AM	0%
					Others	0%



		Filings	Hearings	Transactions	Concluded	Cont
<u>Criminal</u>						
Capias	CA	4	16	16	4	12
Civil Violation	CV	2	4	4	1	3
Felony	F	11	51	51	22	29
Misdemeanor	M	50	144	146	53	93
Show Cause	SC	1	11	11	5	6
Criminal Total		68	226	228	85	143
<u>Traffic</u>						
Capias	CA	7	15	15	5	10
Felony	F	1	1	1	0	1
Infraction	I	738	558	900	689	211
Misdemeanor	M	345	604	604	315	289
Show Cause	SC	0	1	1	1	-
Traffic Total		1,091	1,179	1,521	1,010	511
<u>Civil</u>						
Admin License	AL	1	0	1	1	-
Bond Forfeiture	BF	0	0	1	1	-
Detinue	DT	4	4	4	0	4
Garnishment	GA	38	5	42	37	5
Prelim Prot Order	PP	2	3	3	0	3
Unlawful Detainer	UD	51	44	65	50	15
Warrant in Debt	WD	45	58	69	49	20
Civil Total		141	114	185	138	47
Dinwiddie Totals		1,300	1,519	1,934	1,233	701



		<u>Filings</u>	<u>Hearings</u>	<u>Transactions</u>	<u>Concluded</u>	<u>Cont</u>
<u>Criminal</u>						
Capias	CA	4	22	22	7	15
Civil Violation	CV	2	2	2	2	-
Felony	F	13	80	80	24	56
Misdemeanor	M	56	190	190	60	130
Show Cause	SC	6	15	15	2	13
Criminal Total		81	309	309	95	214
<u>Traffic</u>						
Capias	CA	11	34	34	14	20
Felony	F	0	1	1	1	-
Infraction	I	603	557	792	581	211
Misdemeanor	M	306	589	589	258	331
Restricted O/L	RL	2	2	2	2	-
Show Cause	SC	2	4	4	2	2
Traffic Total		924	1,187	1,422	858	564
<u>Civil</u>						
Abstract	AJ	3	0	3	3	-
Admin License	AL	3	0	3	3	-
Bond Forfeiture	BF	0	0	1	1	-
Detinue	DT	1	1	1	1	-
Garnishment	GA	34	4	36	32	4
Impoundment	IM	1	0	1	1	-
Interrogatory	IN	3	0	3	3	-
Prelim Prot Order	PP	1	0	1	1	-
Petition-Restore Arms	PR	1	1	1	0	1
Tenants Assertion	TA	0	1	1	0	1
Unlawful Detainer	UD	11	13	18	12	6
Warrant in Debt	WD	72	67	79	56	23
Civil Total		130	87	148	113	35
Dinwiddie Totals		1,135	1,583	1,879	1,066	813

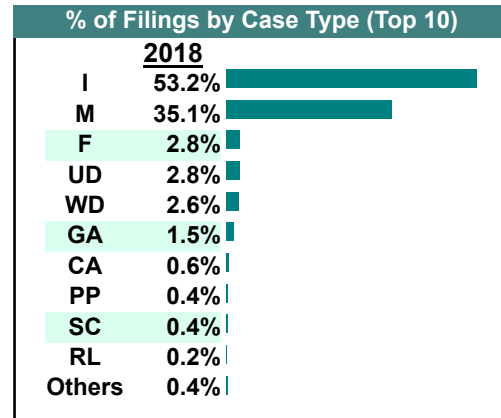
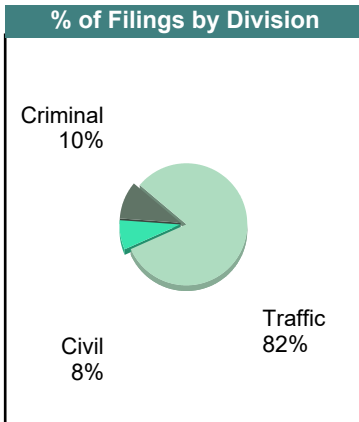
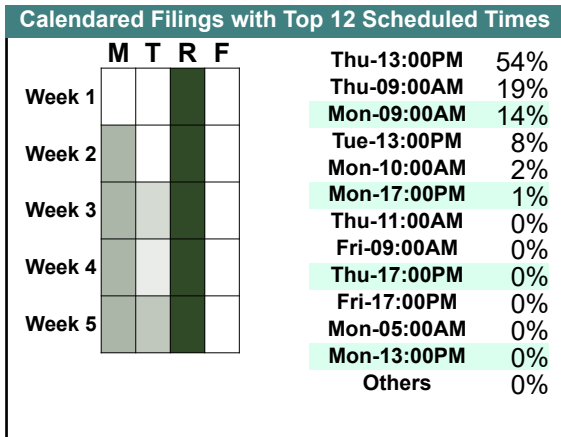


		<u>Filings</u>	<u>Hearings</u>	<u>Transactions</u>	<u>Concluded</u>	<u>Cont</u>
<u>Criminal</u>						
Capias	CA	5	17	17	6	11
Civil Violation	CV	0	4	4	2	2
Felony	F	36	128	128	24	104
Misdemeanor	M	79	220	225	90	135
Show Cause	SC	5	10	10	4	6
Criminal Total		125	379	384	126	258

		<u>Filings</u>	<u>Hearings</u>	<u>Transactions</u>	<u>Concluded</u>	<u>Cont</u>
<u>Traffic</u>						
Capias	CA	2	18	18	6	12
Felony	F	0	1	1	0	1
Infraction	I	672	563	833	643	190
Misdemeanor	M	365	619	619	322	297
Restricted O/L	RL	2	2	2	2	-
Show Cause	SC	0	3	3	1	2
Traffic Total		1,041	1,206	1,476	974	502

		<u>Filings</u>	<u>Hearings</u>	<u>Transactions</u>	<u>Concluded</u>	<u>Cont</u>
<u>Civil</u>						
Admin License	AL	1	0	1	1	-
Garnishment	GA	19	1	19	18	1
Impoundment	IM	1	0	1	1	-
Protective Order	PO	1	0	1	1	-
Prelim Prot Order	PP	5	0	5	5	-
Petition-Restore Arms	PR	1	0	2	2	-
Tenants Assertion	TA	1	1	1	0	1
Unlawful Detainer	UD	36	18	41	39	2
Warrant in Debt	WD	33	29	50	43	7
Civil Total		98	49	121	110	11

Dinwiddie Totals		1,264	1,634	1,981	1,210	771
-------------------------	--	--------------	--------------	--------------	--------------	------------



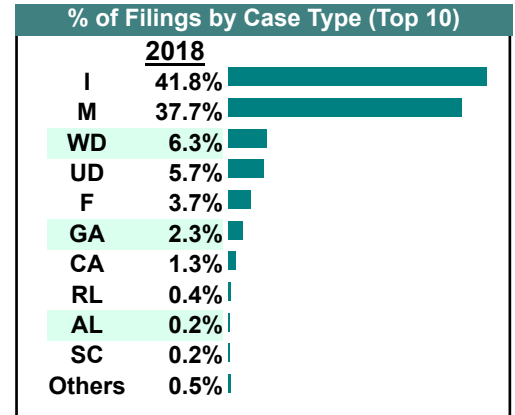
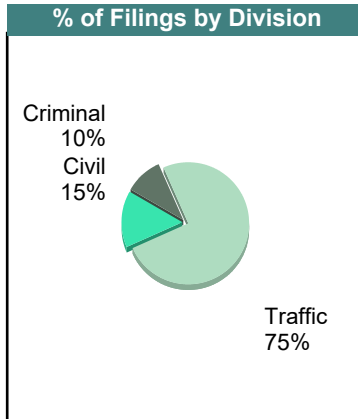
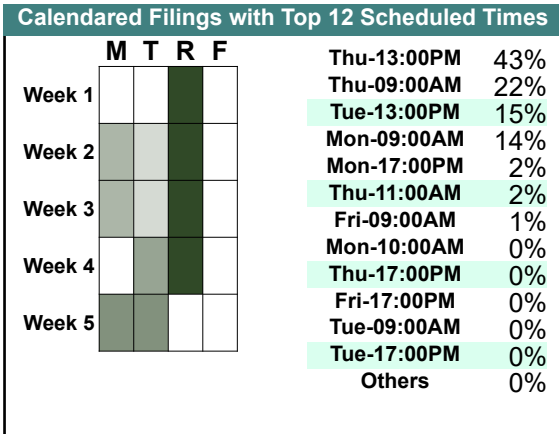
CASELOAD STATISTICS OF THE GENERAL DISTRICT COURTS

February 2018

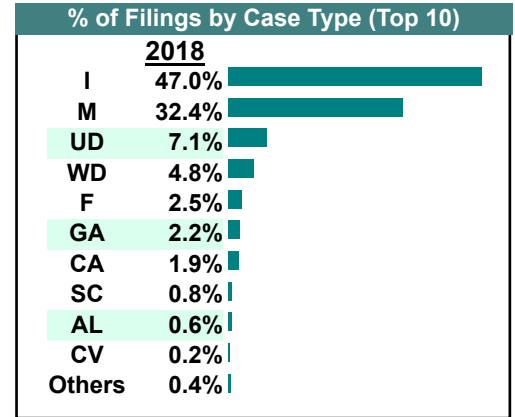
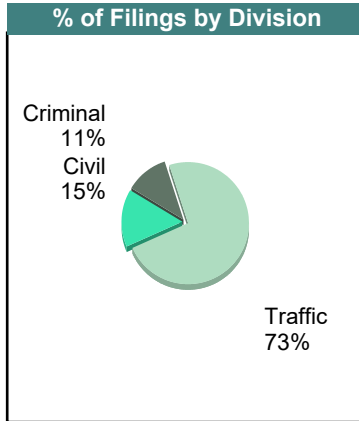
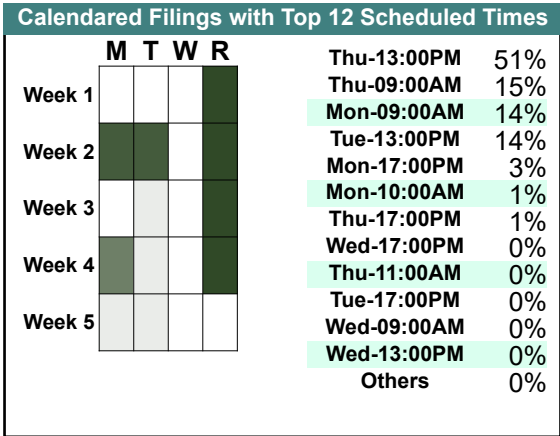
Dinwiddie

District: 11

		<u>Filings</u>	<u>Hearings</u>	<u>Transactions</u>	<u>Concluded</u>	<u>Cont</u>
<u>Criminal</u>						
Capias	CA	5	20	20	8	12
Civil Violation	CV	1	3	3	1	2
Felony	F	38	84	84	21	63
Misdemeanor	M	63	166	166	43	123
Show Cause	SC	2	5	5	0	5
Criminal Total		109	278	278	73	205
<u>Traffic</u>						
Capias	CA	9	22	22	11	11
Felony	F	1	2	2	0	2
Infraction	I	446	454	616	473	143
Misdemeanor	M	339	579	579	314	265
Restricted O/L	RL	4	4	4	4	-
Show Cause	SC	0	2	2	1	1
Traffic Total		799	1,063	1,225	803	422
<u>Civil</u>						
Admin License	AL	2	0	2	2	-
Bond Forfeiture	BF	1	0	1	1	-
Detinue	DT	1	1	1	1	-
Garnishment	GA	25	1	28	27	1
Impoundment	IM	1	0	1	1	-
Prelim Prot Order	PP	1	0	1	1	-
Unlawful Detainer	UD	61	43	70	61	9
Warrant in Debt	WD	67	71	89	76	13
Civil Total		159	116	193	170	23
Dinwiddie Totals		1,067	1,457	1,696	1,046	650



		<u>Filings</u>	<u>Hearings</u>	<u>Transactions</u>	<u>Concluded</u>	<u>Cont</u>
<u>Criminal</u>						
Capias	CA	9	25	25	4	21
Civil Violation	CV	2	8	8	2	6
Felony	F	23	101	101	35	66
Misdemeanor	M	69	218	222	84	138
Show Cause	SC	3	9	9	3	6
Criminal Total		106	361	365	128	237
<u>Traffic</u>						
Capias	CA	9	22	22	6	16
Infraction	I	436	421	579	426	153
Misdemeanor	M	232	507	508	257	251
Restricted O/L	RL	2	2	2	2	-
Show Cause	SC	2	3	3	1	2
Traffic Total		681	955	1,114	692	422
<u>Civil</u>						
Admin License	AL	6	0	6	6	-
Garnishment	GA	20	3	21	18	3
Impoundment	IM	1	0	1	1	-
Petition-Restore Arms	PR	1	1	1	0	1
Show Cause	SC	2	0	2	2	-
Unlawful Detainer	UD	66	52	88	63	25
Warrant in Debt	WD	45	52	70	54	16
Civil Total		141	108	189	144	45
Dinwiddie Totals		928	1,424	1,668	964	704



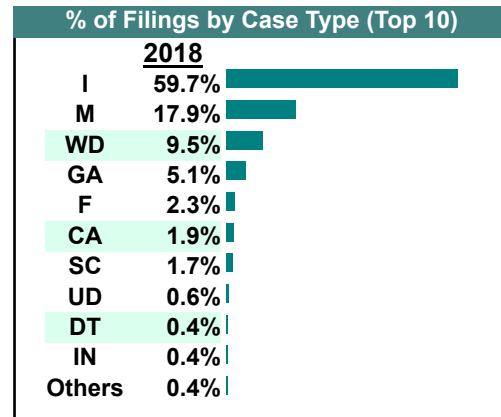
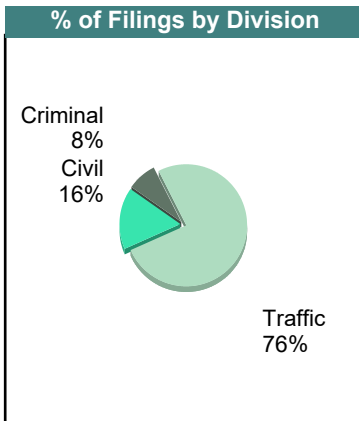
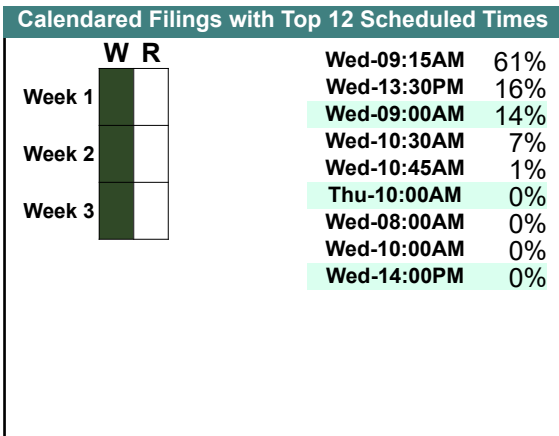
CASELOAD STATISTICS OF THE GENERAL DISTRICT COURTS

December 2018

Nottoway

District: 11

		<u>Filings</u>	<u>Hearings</u>	<u>Transactions</u>	<u>Concluded</u>	<u>Cont</u>
<u>Criminal</u>						
Capias	CA	3	4	4	2	2
Civil Violation	CV	0	4	4	3	1
Felony	F	10	49	49	12	37
Misdemeanor	M	22	83	83	36	47
Show Cause	SC	1	6	6	2	4
Criminal Total		36	146	146	55	91
<u>Traffic</u>						
Capias	CA	6	10	10	7	3
Felony	F	1	1	1	0	1
Infraction	I	283	271	360	291	69
Misdemeanor	M	63	135	135	88	47
Show Cause	SC	7	7	7	5	2
Traffic Total		360	424	513	391	122
<u>Civil</u>						
Admin License	AL	1	0	1	1	-
Detinue	DT	2	1	2	2	-
Garnishment	GA	24	15	26	11	15
Interrogatory	IN	2	5	7	2	5
Prelim Prot Order	PP	1	0	1	1	-
Show Cause	SC	0	3	4	1	2
Tenants Assertion	TA	0	0	1	1	-
Unlawful Detainer	UD	3	3	5	4	1
Warrant in Debt	WD	45	59	60	15	45
Civil Total		78	86	107	38	68
Nottoway Totals		474	656	766	484	281



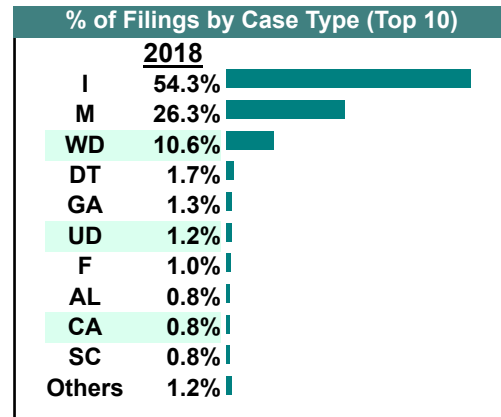
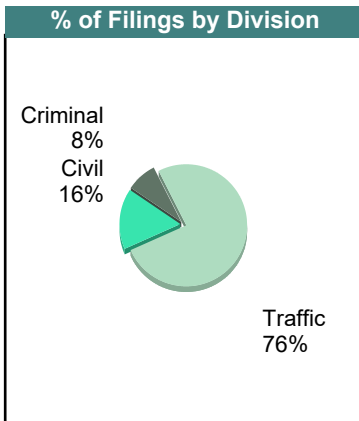
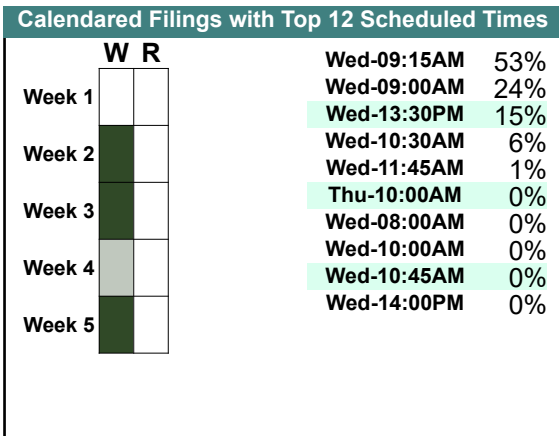
CASELOAD STATISTICS OF THE GENERAL DISTRICT COURTS

November 2018

Nottoway

District: 11

		<u>Filings</u>	<u>Hearings</u>	<u>Transactions</u>	<u>Concluded</u>	<u>Cont</u>
<u>Criminal</u>						
Capias	CA	1	6	6	4	2
Civil Violation	CV	3	3	3	0	3
Felony	F	6	50	50	24	26
Misdemeanor	M	35	92	92	32	60
Show Cause	SC	3	7	7	3	4
Criminal Total		48	158	158	63	95
<u>Traffic</u>						
Capias	CA	4	7	7	1	6
Felony	F	0	4	4	3	1
Infraction	I	328	347	417	316	101
Misdemeanor	M	124	190	190	104	86
Show Cause	SC	2	2	2	2	-
Traffic Total		458	550	620	426	194
<u>Civil</u>						
Admin License	AL	5	1	5	4	-
Bond Forfeiture	BF	1	0	1	1	-
Detinue	DT	10	9	11	7	4
Garnishment	GA	8	1	10	9	1
Protective Order	PO	1	0	1	1	-
Prelim Prot Order	PP	1	0	1	1	-
Tenants Assertion	TA	1	1	1	0	1
Unlawful Detainer	UD	7	8	13	12	1
Warrant in Debt	WD	64	55	72	58	14
Civil Total		98	75	115	93	21
Nottoway Totals		604	783	893	582	310



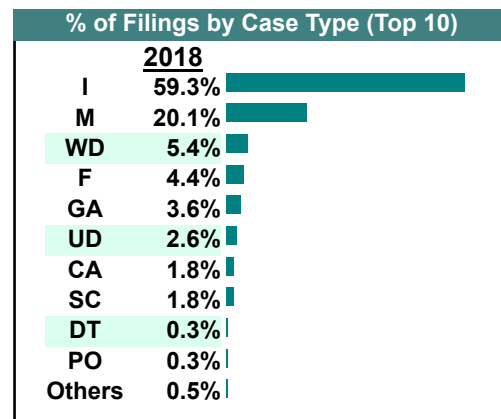
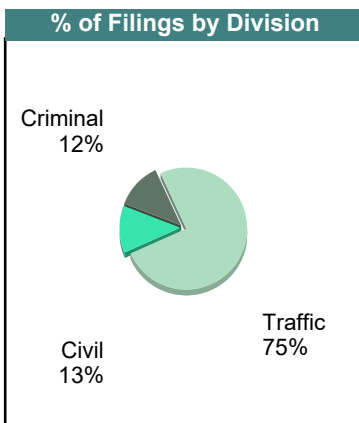
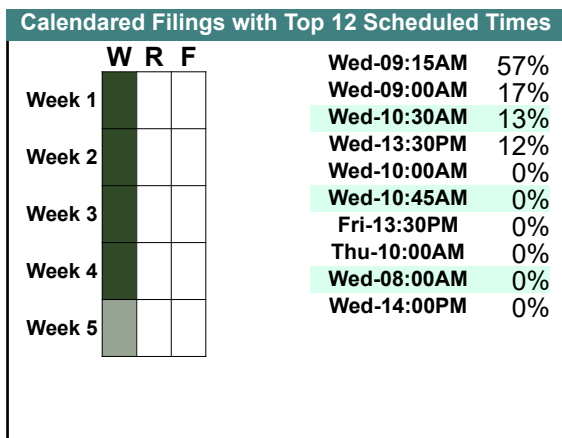
CASELOAD STATISTICS OF THE GENERAL DISTRICT COURTS

October 2018

Nottoway

District: 11

		<u>Filings</u>	<u>Hearings</u>	<u>Transactions</u>	<u>Concluded</u>	<u>Cont</u>
<u>Criminal</u>						
Capias	CA	7	10	10	4	6
Civil Violation	CV	1	2	2	0	2
Felony	F	26	94	94	23	71
Misdemeanor	M	33	123	124	51	73
Show Cause	SC	9	9	9	3	6
Criminal Total		76	238	239	81	158
<u>Traffic</u>						
Capias	CA	4	5	5	3	2
Felony	F	1	8	8	2	6
Infraction	I	365	379	481	384	97
Misdemeanor	M	91	201	201	108	93
Show Cause	SC	2	3	3	3	-
Traffic Total		463	596	698	500	198
<u>Civil</u>						
Admin License	AL	1	0	1	1	-
Counter Claim	CC	0	0	1	1	-
Detinue	DT	2	0	3	3	-
Garnishment	GA	22	3	24	21	3
Protective Order	PO	2	0	2	2	-
Prelim Prot Order	PP	1	1	2	1	1
Unlawful Detainer	UD	16	14	20	13	7
Warrant in Debt	WD	33	36	48	37	10
Civil Total		77	54	101	79	21
Nottoway Totals		616	888	1,038	660	377



CASELOAD STATISTICS OF THE GENERAL DISTRICT COURTS

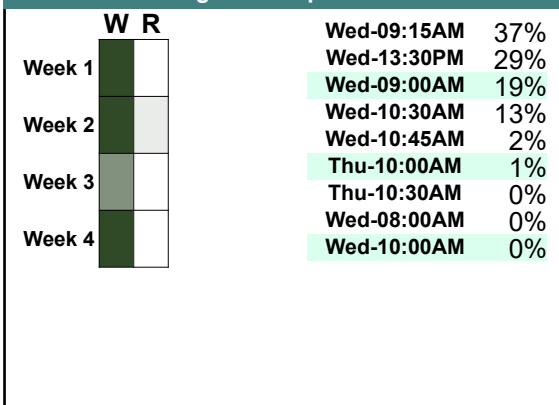
September 2018

Nottoway

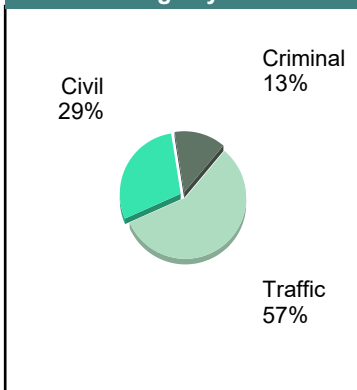
District: 11

		<u>Filings</u>	<u>Hearings</u>	<u>Transactions</u>	<u>Concluded</u>	<u>Cont</u>
<u>Criminal</u>						
Capias	CA	0	4	4	3	1
Felony	F	15	54	54	18	36
Misdemeanor	M	35	101	101	34	67
Show Cause	SC	2	2	2	2	-
Criminal Total		52	161	161	57	104
<u>Traffic</u>						
Capias	CA	0	1	1	0	1
Felony	F	2	5	5	0	5
Infraction	I	164	217	267	191	76
Misdemeanor	M	55	130	130	52	78
Show Cause	SC	0	1	1	0	1
Traffic Total		221	354	404	243	161
<u>Civil</u>						
Admin License	AL	2	0	2	2	-
Counter Claim	CC	1	1	1	0	1
Detinue	DT	3	4	4	2	2
Garnishment	GA	18	5	20	15	2
Interrogatory	IN	3	5	12	7	5
Protective Order	PO	1	0	1	1	-
Prelim Prot Order	PP	2	0	2	2	-
Show Cause	SC	7	4	7	3	4
Unlawful Detainer	UD	11	7	12	8	4
Warrant in Debt	WD	65	60	77	62	15
Civil Total		113	86	138	102	33
Nottoway Totals		386	601	703	402	298

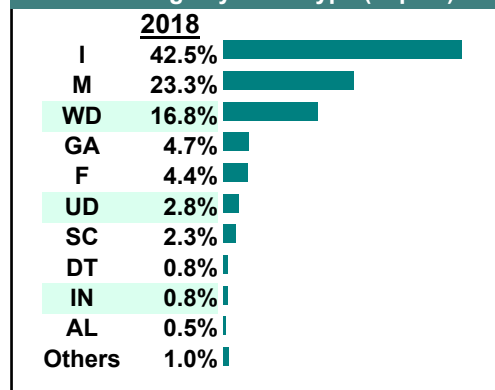
Calendared Filings with Top 12 Scheduled Times



% of Filings by Division



% of Filings by Case Type (Top 10)



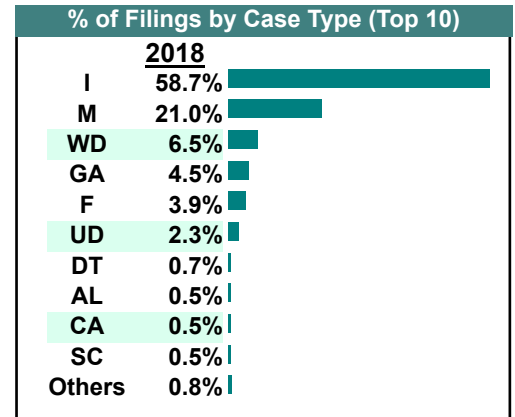
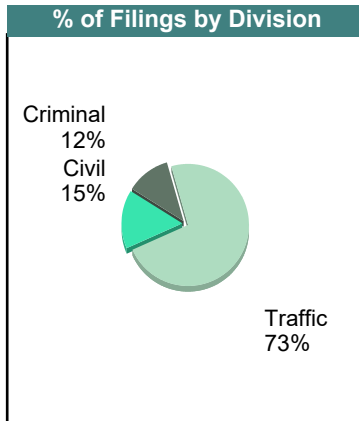
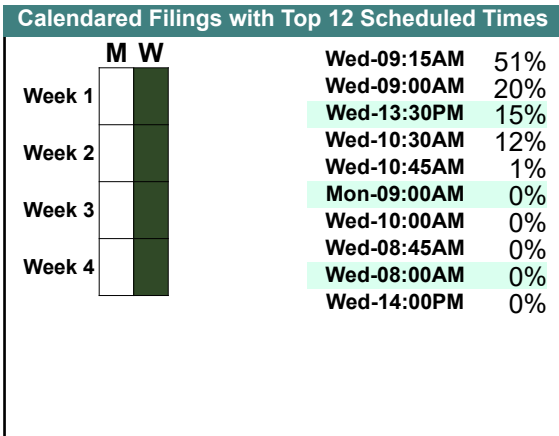
CASELOAD STATISTICS OF THE GENERAL DISTRICT COURTS

August 2018

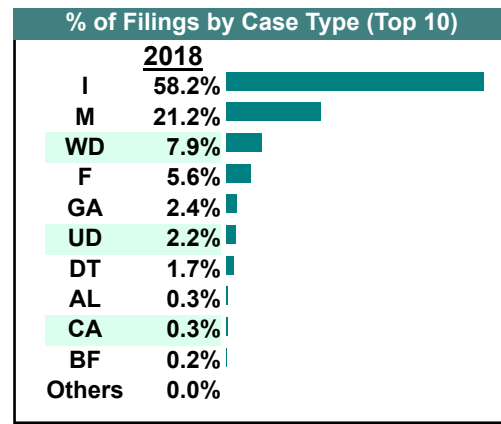
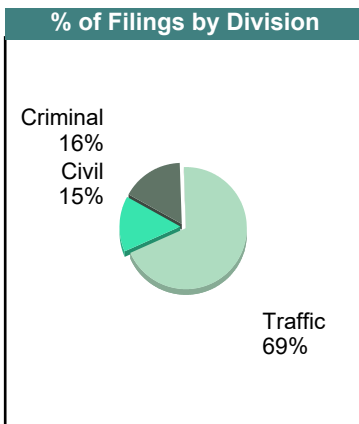
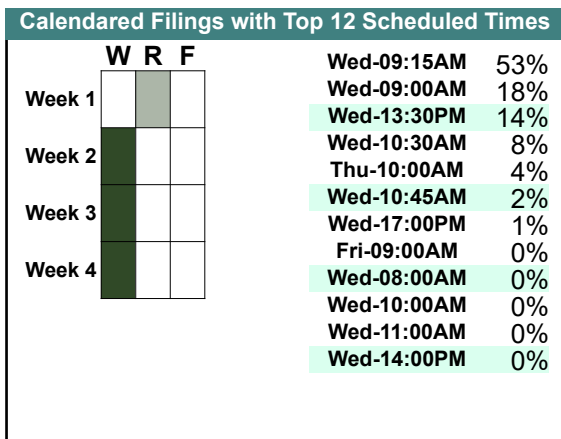
Nottoway

District: 11

		<u>Filings</u>	<u>Hearings</u>	<u>Transactions</u>	<u>Concluded</u>	<u>Cont</u>
<u>Criminal</u>						
Capias	CA	2	12	12	6	6
Felony	F	21	79	79	34	45
Misdemeanor	M	47	109	110	38	72
Show Cause	SC	1	2	2	1	1
Criminal Total		71	202	203	79	124
<u>Traffic</u>						
Capias	CA	1	3	3	3	-
Felony	F	2	3	3	0	3
Infraction	I	350	351	456	337	119
Misdemeanor	M	78	148	148	59	89
Show Cause	SC	2	3	3	3	-
Traffic Total		433	508	613	402	211
<u>Civil</u>						
Admin License	AL	3	0	3	3	-
Bond Forfeiture	BF	1	1	1	0	1
Detinue	DT	4	4	5	4	1
Garnishment	GA	27	3	29	26	3
Impoundment	IM	1	0	1	1	-
Protective Order	PO	1	0	1	1	-
Prelim Prot Order	PP	2	0	2	2	-
Unlawful Detainer	UD	14	15	20	19	1
Warrant in Debt	WD	39	45	58	46	12
Civil Total		92	68	120	102	18
Nottoway Totals		596	778	936	583	353



		<u>Filings</u>	<u>Hearings</u>	<u>Transactions</u>	<u>Concluded</u>	<u>Cont</u>
<u>Criminal</u>						
Capias	CA	2	2	2	0	2
Civil Violation	CV	0	2	2	2	-
Felony	F	32	66	66	9	57
Misdemeanor	M	63	112	120	42	78
Show Cause	SC	0	1	1	1	-
Criminal Total		97	183	191	54	137
<u>Traffic</u>						
Capias	CA	0	2	2	2	-
Felony	F	1	3	3	2	1
Infraction	I	345	286	413	312	101
Misdemeanor	M	63	137	137	54	83
Traffic Total		409	428	555	370	185
<u>Civil</u>						
Admin License	AL	2	2	2	0	-
Bond Forfeiture	BF	1	0	1	1	-
Detinue	DT	10	8	15	14	1
Garnishment	GA	14	2	17	15	2
Unlawful Detainer	UD	13	12	14	9	5
Warrant in Debt	WD	47	47	63	52	11
Civil Total		87	71	112	91	19
Nottoway Totals		593	682	858	515	341



CASELOAD STATISTICS OF THE GENERAL DISTRICT COURTS

June 2018

Nottoway

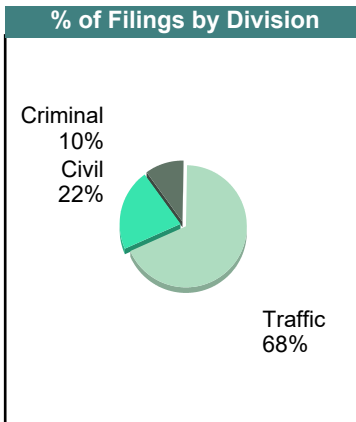
District: 11

		<u>Filings</u>	<u>Hearings</u>	<u>Transactions</u>	<u>Concluded</u>	<u>Cont</u>
<u>Criminal</u>						
Capias	CA	2	5	5	1	4
Civil Violation	CV	0	1	1	0	1
Felony	F	14	65	65	6	59
Misdemeanor	M	43	95	95	40	55
Show Cause	SC	2	5	5	3	2
Criminal Total		61	171	171	50	121
<u>Traffic</u>						
Capias	CA	1	6	6	3	3
Felony	F	1	3	3	2	1
Infraction	I	336	296	411	326	85
Misdemeanor	M	59	134	134	53	81
Show Cause	SC	1	1	1	0	1
Traffic Total		398	440	555	384	171
<u>Civil</u>						
Abstract	AJ	9	0	9	9	-
Admin License	AL	1	0	1	1	-
Detinue	DT	3	3	3	1	2
Garnishment	GA	12	4	16	12	4
Impoundment	IM	1	0	1	1	-
Interrogatory	IN	10	9	11	2	9
Protective Order	PO	3	0	3	3	-
Prelim Prot Order	PP	0	0	1	1	-
Show Cause	SC	2	0	2	2	-
Unlawful Detainer	UD	8	7	10	9	1
Warrant in Debt	WD	78	63	86	62	24
Civil Total		127	86	143	103	40
Nottoway Totals		586	697	869	537	332

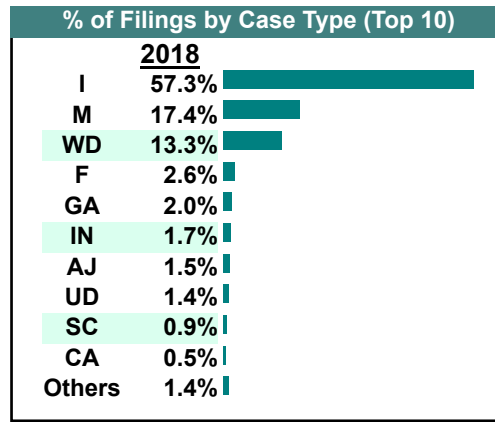
Calendared Filings with Top 12 Scheduled Times

	W	R	F		
Week 1	█			Wed-09:15AM	52%
				Wed-13:30PM	21%
Week 2	█			Wed-09:00AM	18%
				Wed-10:30AM	5%
Week 3	█			Wed-10:45AM	2%
				Fri-09:00AM	0%
Week 4	█			Thu-09:00AM	0%
				Thu-10:00AM	0%
				Wed-10:00AM	0%
				Wed-11:45AM	0%
				Wed-08:00AM	0%

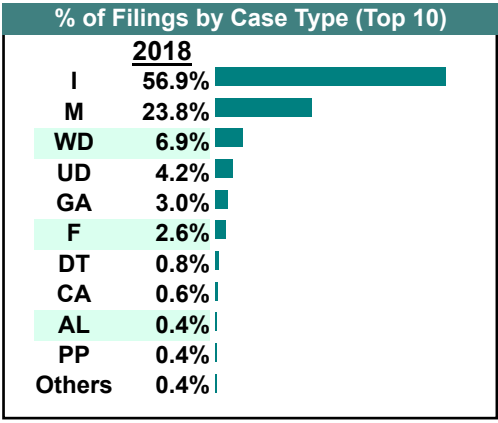
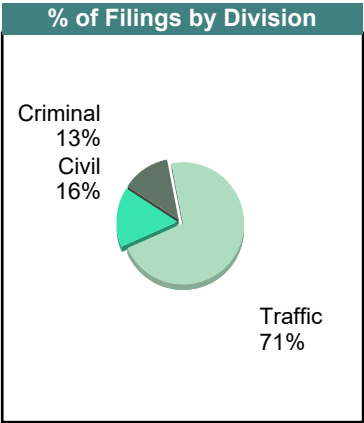
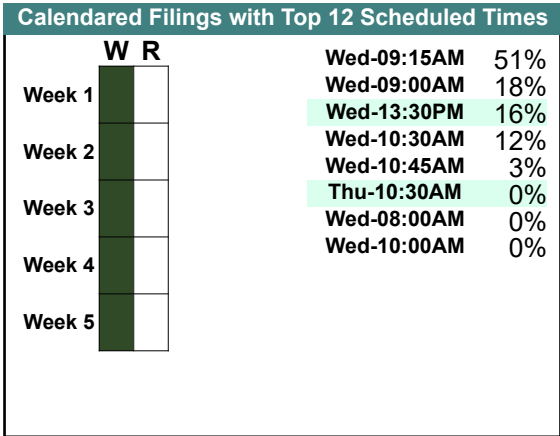
% of Filings by Division



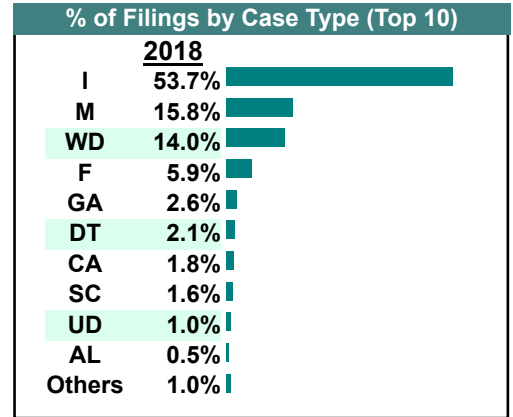
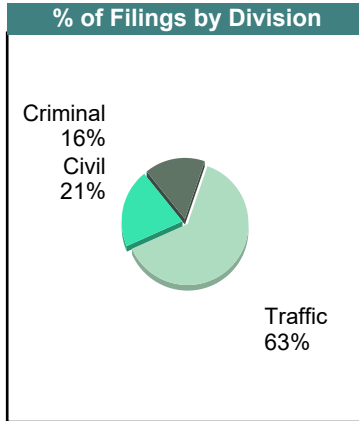
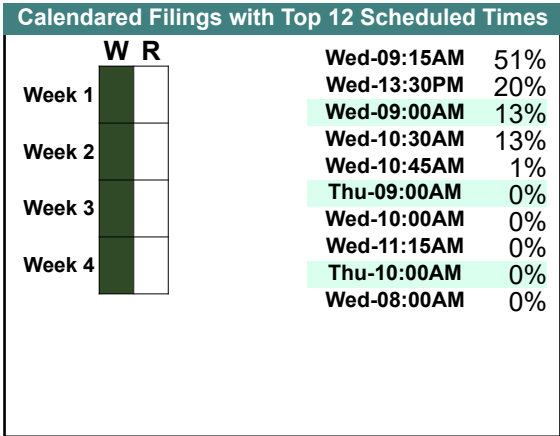
% of Filings by Case Type (Top 10)



		Filings	Hearings	Transactions	Concluded	Cont
<u>Criminal</u>						
Capias	CA	2	8	8	3	5
Civil Violation	CV	0	2	2	0	2
Felony	F	11	28	28	8	20
Misdemeanor	M	49	106	106	44	62
Show Cause	SC	2	7	7	4	3
Criminal Total		64	151	151	59	92
<u>Traffic</u>						
Capias	CA	1	4	4	1	3
Felony	F	2	5	5	1	4
Infraction	I	282	276	376	296	80
Misdemeanor	M	69	131	131	53	78
Show Cause	SC	0	1	1	1	-
Traffic Total		354	417	517	352	165
<u>Civil</u>						
Admin License	AL	2	0	2	2	-
Detinue	DT	4	3	4	2	2
Garnishment	GA	15	1	15	14	1
Motion for Judgment	MJ	0	0	1	1	-
Prelim Prot Order	PP	2	1	3	2	1
Unlawful Detainer	UD	21	19	22	19	3
Warrant in Debt	WD	34	30	41	33	8
Civil Total		78	54	88	73	15
Nottoway Totals		496	622	756	484	272



		<u>Filings</u>	<u>Hearings</u>	<u>Transactions</u>	<u>Concluded</u>	<u>Cont</u>
<u>Criminal</u>						
Capias	CA	4	8	8	0	8
Civil Violation	CV	1	2	2	1	1
Felony	F	23	55	55	13	42
Misdemeanor	M	30	86	87	35	52
Show Cause	SC	4	4	4	1	3
Criminal Total		62	155	156	50	106
<u>Traffic</u>						
Capias	CA	3	8	8	1	7
Infraction	I	208	223	283	217	66
Misdemeanor	M	31	82	82	32	50
Show Cause	SC	2	2	2	0	2
Traffic Total		244	315	375	250	125
<u>Civil</u>						
Admin License	AL	2	0	2	2	-
Detinue	DT	8	10	15	14	1
Garnishment	GA	10	3	12	9	3
Motion for Judgment	MJ	1	1	1	0	1
Overweight	OC	1	0	2	2	-
Prelim Prot Order	PP	1	1	1	0	1
Unlawful Detainer	UD	4	4	6	6	-
Warrant in Debt	WD	54	49	66	57	9
Civil Total		81	68	105	90	15
Nottoway Totals		387	538	636	390	246



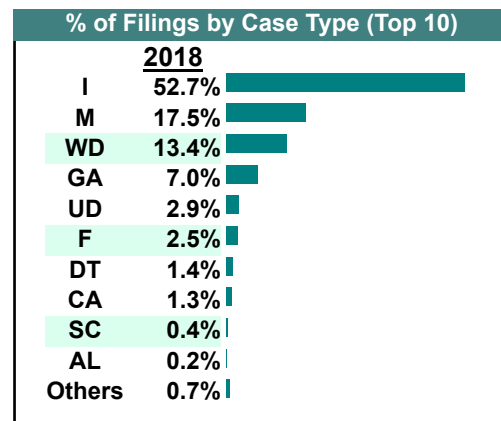
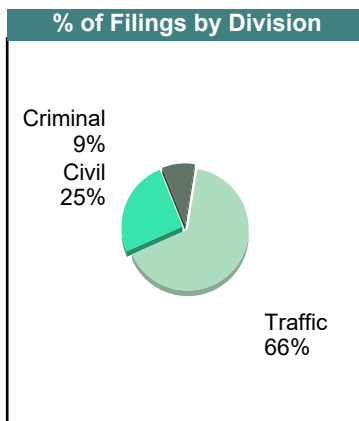
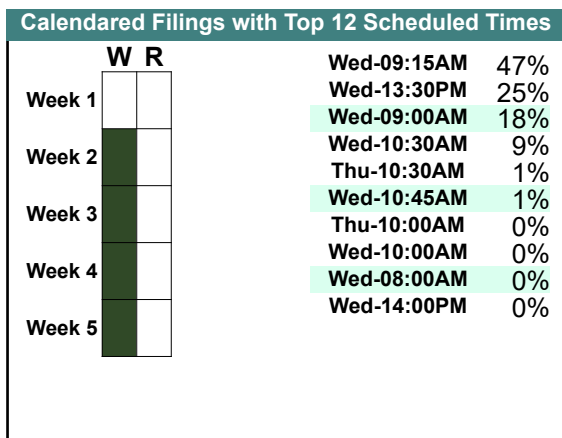
CASELOAD STATISTICS OF THE GENERAL DISTRICT COURTS

March 2018

Nottoway

District: 11

		<u>Filings</u>	<u>Hearings</u>	<u>Transactions</u>	<u>Concluded</u>	<u>Cont</u>
<u>Criminal</u>						
Capias	CA	3	9	9	6	3
Civil Violation	CV	1	1	1	0	1
Felony	F	13	24	24	5	19
Misdemeanor	M	31	87	87	38	49
Show Cause	SC	1	3	3	2	1
Criminal Total		49	124	124	51	73
<u>Traffic</u>						
Capias	CA	4	5	5	2	3
Felony	F	1	3	3	2	1
Infraction	I	292	310	398	302	96
Misdemeanor	M	66	134	134	84	50
Show Cause	SC	1	2	2	2	-
Traffic Total		364	454	542	392	150
<u>Civil</u>						
Admin License	AL	1	0	1	1	-
Detinue	DT	8	11	14	9	5
Garnishment	GA	39	1	41	40	1
Interrogatory	IN	1	1	1	0	1
Overweight	OC	1	1	1	0	1
Protective Order	PO	1	0	1	1	-
Unlawful Detainer	UD	16	11	18	16	2
Warrant in Debt	WD	74	61	89	69	20
Civil Total		141	86	166	136	30
Nottoway Totals		554	664	832	579	253



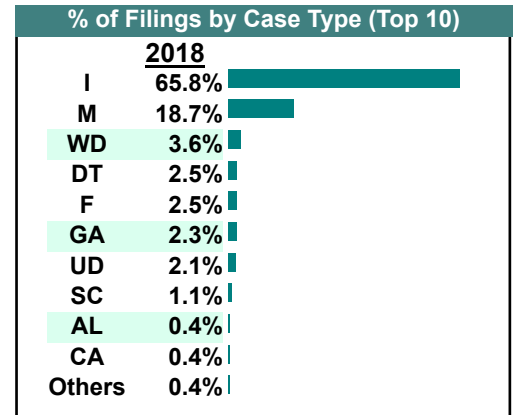
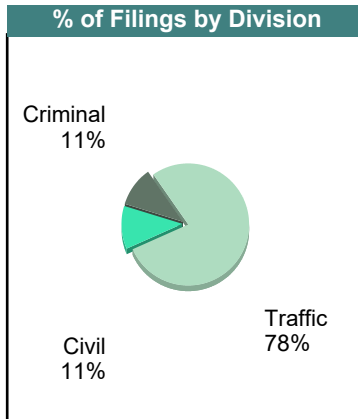
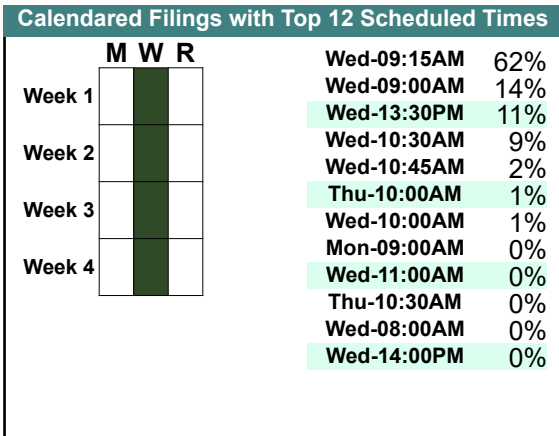
CASELOAD STATISTICS OF THE GENERAL DISTRICT COURTS

February 2018

Nottoway

District: 11

		<u>Filings</u>	<u>Hearings</u>	<u>Transactions</u>	<u>Concluded</u>	<u>Cont</u>
<u>Criminal</u>						
Capias	CA	2	7	7	1	6
Civil Violation	CV	0	4	4	2	2
Felony	F	10	35	35	10	25
Misdemeanor	M	36	91	91	35	56
Show Cause	SC	2	5	5	2	3
Criminal Total		50	142	142	50	92
<u>Traffic</u>						
Capias	CA	0	2	2	1	1
Felony	F	2	5	5	1	4
Infraction	I	310	296	397	292	105
Misdemeanor	M	52	109	109	42	67
Show Cause	SC	3	4	4	2	2
Traffic Total		367	416	517	338	179
<u>Civil</u>						
Admin License	AL	2	0	2	2	-
Bond Forfeiture	BF	0	1	1	1	-
Detinue	DT	12	11	14	7	7
Garnishment	GA	11	2	12	10	2
Protective Order	PO	1	0	1	1	-
Prelim Prot Order	PP	1	0	1	1	-
Unlawful Detainer	UD	10	13	18	12	6
Warrant in Debt	WD	17	24	28	24	4
Civil Total		54	51	77	58	19
Nottoway Totals		471	609	736	446	290



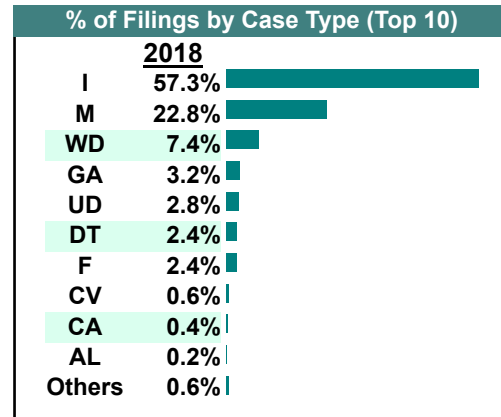
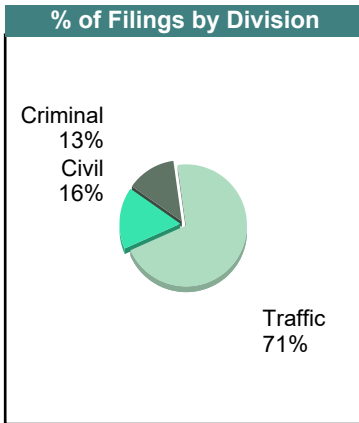
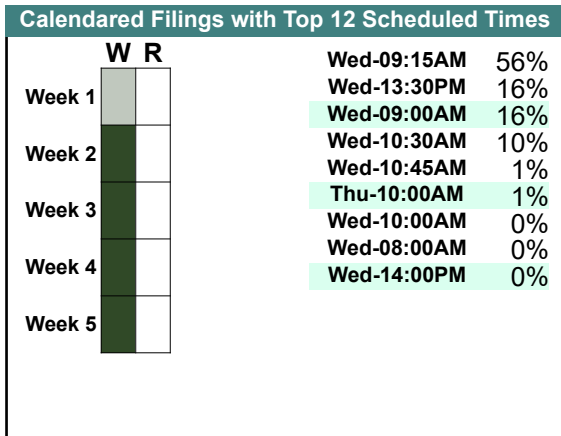
CASELOAD STATISTICS OF THE GENERAL DISTRICT COURTS

January 2018

Nottoway

District: 11

		<u>Filings</u>	<u>Hearings</u>	<u>Transactions</u>	<u>Concluded</u>	<u>Cont</u>
<u>Criminal</u>						
Capias	CA	1	6	6	2	4
Civil Violation	CV	3	3	3	2	1
Felony	F	11	40	40	11	29
Misdemeanor	M	54	101	101	33	68
Motion	MO	1	1	1	1	-
Show Cause	SC	0	2	2	1	1
Criminal Total		70	153	153	50	103
<u>Traffic</u>						
Capias	CA	1	4	4	1	3
Felony	F	2	4	4	2	2
Infraction	I	309	291	409	317	92
Misdemeanor	M	69	141	141	68	73
Traffic Total		381	440	558	388	170
<u>Civil</u>						
Admin License	AL	1	0	1	1	-
Detinue	DT	13	14	17	12	5
Garnishment	GA	17	5	24	19	5
Motion for Judgment	MJ	1	0	1	1	-
Protective Order	PO	1	0	1	1	-
Unlawful Detainer	UD	15	17	23	14	9
Warrant in Debt	WD	40	61	78	58	20
Civil Total		88	97	145	106	39
Nottoway Totals		539	690	856	544	312



CASELOAD STATISTICS OF THE GENERAL DISTRICT COURTS

December 2018

Petersburg

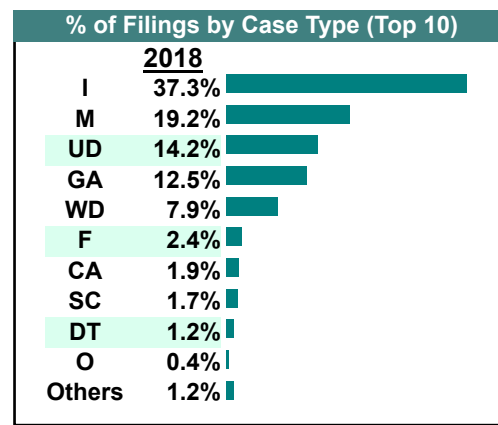
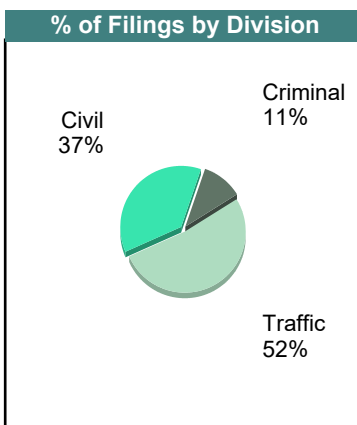
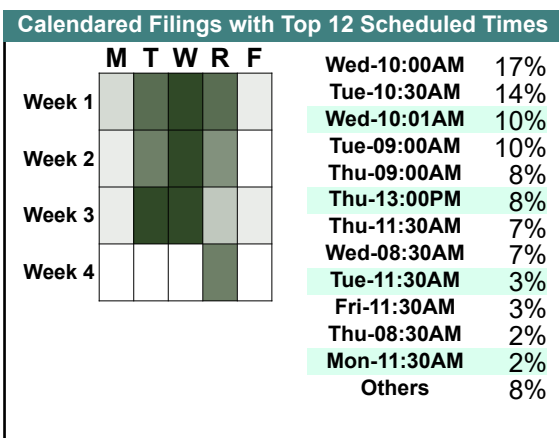
District: 11

		Filings	Hearings	Transactions	Concluded	Cont
<u>Criminal</u>						
Capias	CA	26	56	56	17	39
Civil Violation	CV	2	9	9	3	6
Felony	F	53	208	213	41	172
Misdemeanor	M	169	367	369	124	245
Show Cause	SC	18	28	28	14	14
Criminal Total		268	668	675	199	476

		Filings	Hearings	Transactions	Concluded	Cont
<u>Traffic</u>						
Capias	CA	21	65	65	28	37
Civil Violation	CV	1	1	1	0	1
Felony	F	6	12	12	3	9
Infraction	I	921	1,088	1,331	890	441
Misdemeanor	M	304	632	633	227	406
Other	O	10	10	10	10	-
Restricted O/L	RL	2	2	2	2	-
Show Cause	SC	23	33	33	12	21
Traffic Total		1,288	1,843	2,087	1,172	915

		Filings	Hearings	Transactions	Concluded	Cont
<u>Civil</u>						
Abstract	AJ	2	0	2	2	-
Admin License	AL	3	0	3	3	-
Bond Forfeiture	BF	1	2	2	0	2
Detinue	DT	30	21	31	30	1
Garnishment	GA	309	47	344	297	45
Impoundment	IM	1	0	1	1	-
Interrogatory	IN	3	1	4	3	1
Motion for Judgment	MJ	3	4	4	1	3
Other	OT	3	0	3	3	-
Protective Order	PO	2	0	2	2	-
Prelim Prot Order	PP	4	1	5	4	1
Petition-Restore Arms	PR	1	1	1	0	1
Show Cause	SC	2	0	3	3	-
Tenants Assertion	TA	2	4	5	2	3
Unlawful Detainer	UD	350	262	370	342	28
Warrant in Debt	WD	196	187	241	202	39
Civil Total		912	530	1,021	895	124

Petersburg Totals		2,468	3,041	3,783	2,266	1,515
--------------------------	--	--------------	--------------	--------------	--------------	--------------



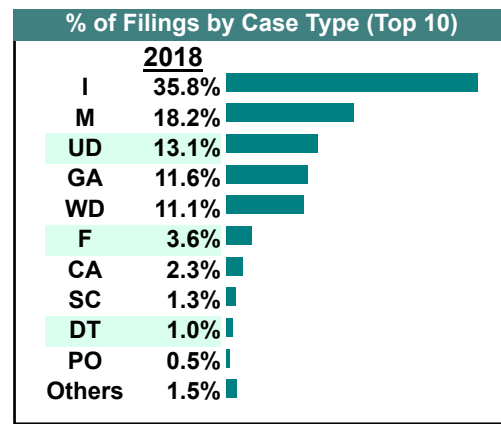
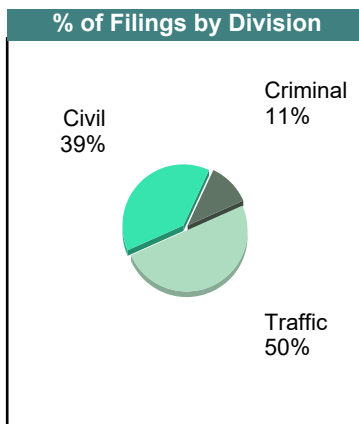
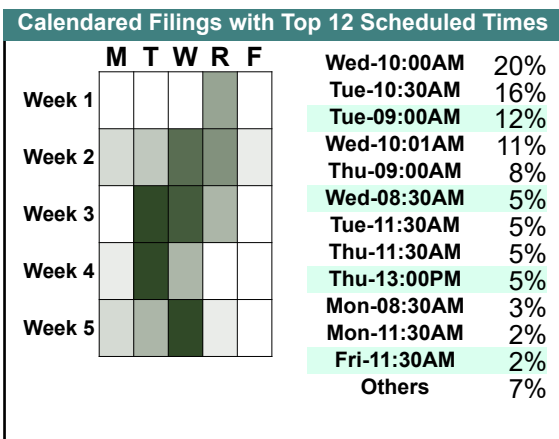
CASELOAD STATISTICS OF THE GENERAL DISTRICT COURTS

November 2018

Petersburg

District: 11

		<u>Filings</u>	<u>Hearings</u>	<u>Transactions</u>	<u>Concluded</u>	<u>Cont</u>
<u>Criminal</u>						
Capias	CA	20	55	55	28	27
Civil Violation	CV	3	9	9	4	5
Felony	F	94	277	289	81	208
Misdemeanor	M	177	446	448	171	277
Show Cause	SC	9	25	25	16	9
Criminal Total		303	812	826	300	526
<u>Traffic</u>						
Capias	CA	43	98	98	33	65
Civil Violation	CV	1	1	1	1	-
Felony	F	2	17	18	12	6
Infraction	I	962	1,220	1,460	1,016	444
Misdemeanor	M	311	739	739	321	416
Other	O	0	1	1	1	-
Restricted O/L	RL	3	3	3	3	-
Show Cause	SC	19	37	37	24	13
Traffic Total		1,341	2,116	2,357	1,411	944
<u>Civil</u>						
Abstract	AJ	6	1	6	6	-
Admin License	AL	4	0	4	4	-
Bond Forfeiture	BF	2	3	3	1	2
Detinue	DT	26	21	28	24	4
Garnishment	GA	312	52	362	310	49
Interrogatory	IN	1	4	8	4	4
Motion for Judgment	MJ	5	4	6	2	4
Other	OT	4	0	5	5	-
Protective Order	PO	13	0	13	13	-
Prelim Prot Order	PP	5	2	7	5	2
Show Cause	SC	7	6	11	7	4
Tenants Assertion	TA	5	6	6	2	4
Unlawful Detainer	UD	352	267	391	365	26
Warrant in Debt	WD	298	304	365	316	49
Civil Total		1,040	670	1,215	1,064	148
Petersburg Totals		2,684	3,598	4,398	2,775	1,618



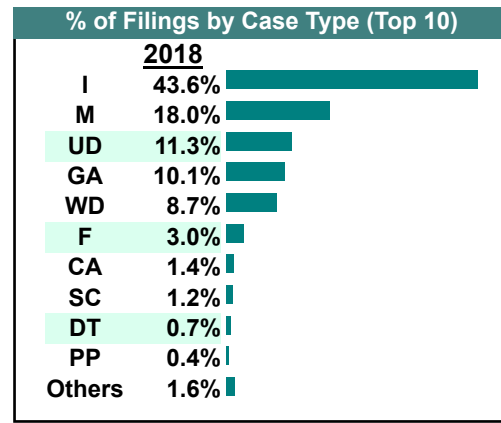
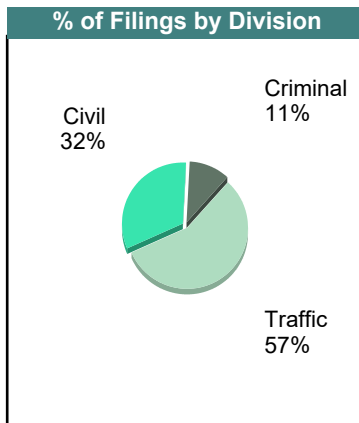
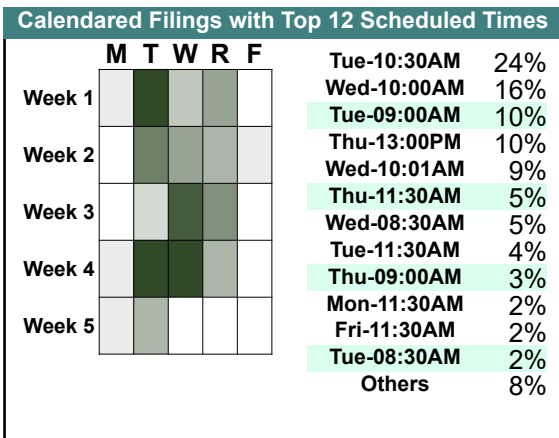
CASELOAD STATISTICS OF THE GENERAL DISTRICT COURTS

October 2018

Petersburg

District: 11

		Filings	Hearings	Transactions	Concluded	Cont
<u>Criminal</u>						
Capias	CA	25	68	68	34	34
Civil Violation	CV	9	14	14	4	10
Felony	F	88	313	315	97	218
Misdemeanor	M	205	448	450	170	280
Show Cause	SC	12	26	26	10	16
Criminal Total		339	869	873	315	558
<u>Traffic</u>						
Capias	CA	18	49	49	17	32
Civil Violation	CV	1	1	1	1	-
Felony	F	6	21	21	6	15
Infraction	I	1,349	1,305	1,716	1,243	473
Misdemeanor	M	351	695	695	314	381
Other	O	0	1	1	1	-
Restricted O/L	RL	6	6	6	6	-
Show Cause	SC	20	36	36	11	25
Traffic Total		1,751	2,114	2,525	1,599	926
<u>Civil</u>						
Abstract	AJ	3	0	3	3	-
Admin License	AL	2	0	2	2	-
Bond Forfeiture	BF	3	2	5	3	1
Detinue	DT	23	17	24	22	2
Garnishment	GA	312	54	353	299	45
Impoundment	IM	1	0	1	1	-
Interrogatory	IN	2	1	3	2	1
Motion for Judgment	MJ	1	3	8	6	2
Other	OT	7	1	7	6	1
Protective Order	PO	8	4	8	5	-
Prelim Prot Order	PP	12	3	15	12	3
Show Cause	SC	4	5	6	4	2
Tenants Assertion	TA	5	6	7	3	4
Unlawful Detainer	UD	351	263	372	329	43
Warrant in Debt	WD	269	280	338	289	49
Civil Total		1,003	639	1,152	986	153
Petersburg Totals		3,093	3,622	4,550	2,900	1,637



CASELOAD STATISTICS OF THE GENERAL DISTRICT COURTS

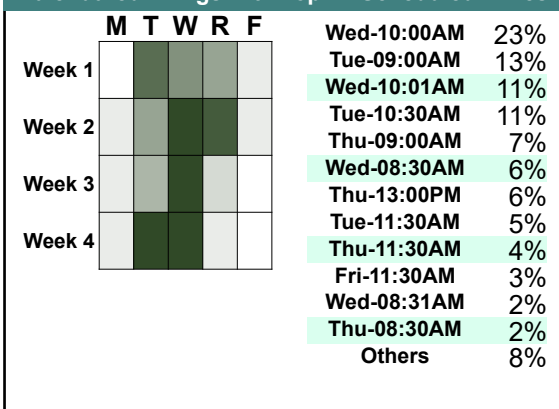
September 2018

Petersburg

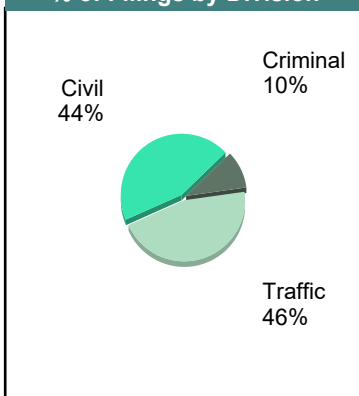
District: 11

		Filings	Hearings	Transactions	Concluded	Cont
<u>Criminal</u>						
Capias	CA	26	62	62	27	35
Civil Violation	CV	4	7	7	2	5
Felony	F	62	312	318	120	198
Misdemeanor	M	154	355	356	131	225
Show Cause	SC	11	20	20	11	9
Criminal Total		257	756	763	291	472
<u>Traffic</u>						
Capias	CA	20	54	54	26	28
Felony	F	5	18	19	7	12
Infraction	I	892	1,008	1,277	953	324
Misdemeanor	M	247	603	603	298	305
Restricted O/L	RL	1	1	1	1	-
Show Cause	SC	9	12	12	4	8
Traffic Total		1,174	1,696	1,966	1,289	677
<u>Civil</u>						
Admin License	AL	2	0	2	2	-
Bond Forfeiture	BF	3	2	3	1	2
Detinue	DT	13	12	16	15	1
Garnishment	GA	370	52	423	371	50
Interrogatory	IN	0	0	3	3	-
Motion for Judgment	MJ	3	5	10	6	4
Other	OT	2	0	2	2	-
Protective Order	PO	3	0	3	3	-
Prelim Prot Order	PP	15	4	16	12	2
Petition-Restore Arms	PR	1	0	1	1	-
Show Cause	SC	0	0	3	3	-
Tenants Assertion	TA	1	2	3	3	-
Unlawful Detainer	UD	399	271	423	393	30
Warrant in Debt	WD	331	370	438	350	87
Civil Total		1,143	718	1,346	1,165	176
Petersburg Totals		2,574	3,170	4,075	2,745	1,325

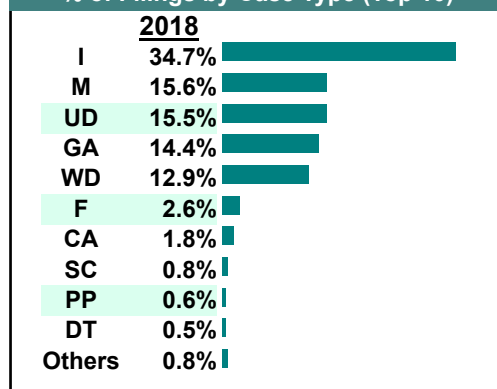
Calendared Filings with Top 12 Scheduled Times



% of Filings by Division



% of Filings by Case Type (Top 10)



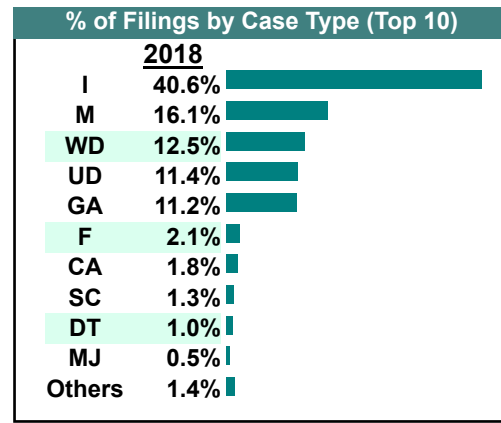
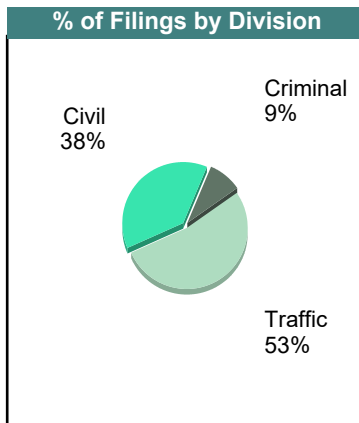
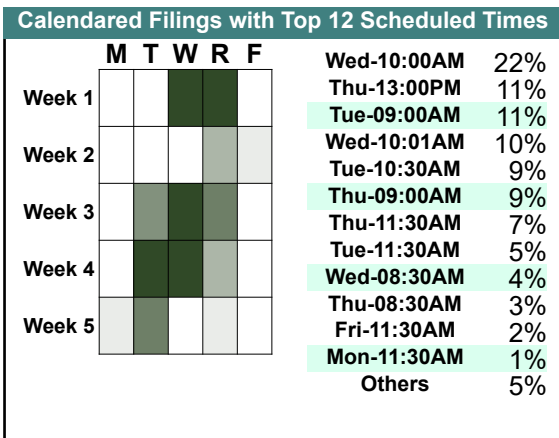
CASELOAD STATISTICS OF THE GENERAL DISTRICT COURTS

August 2018

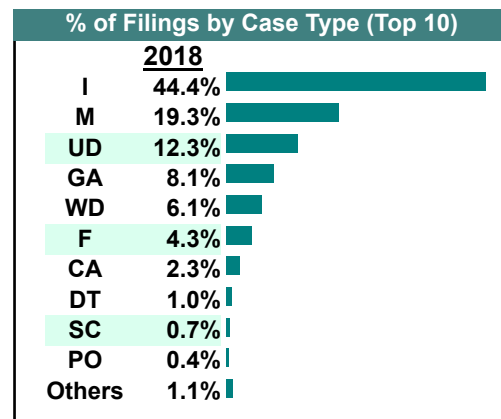
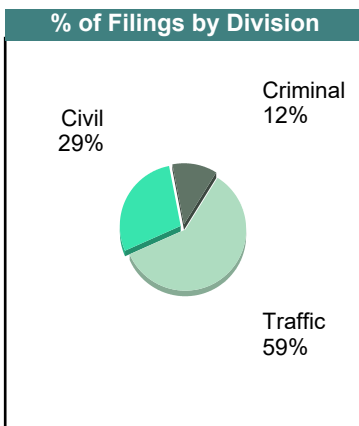
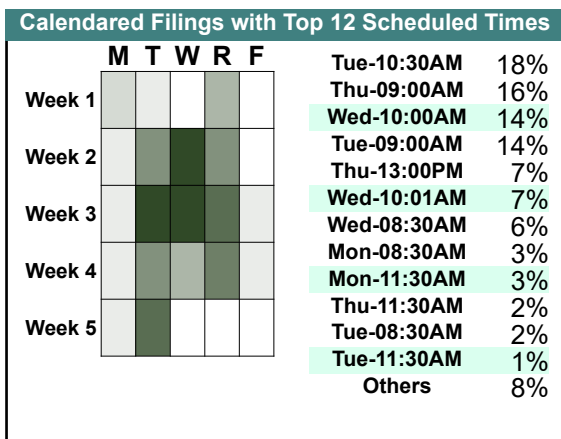
Petersburg

District: 11

		<u>Filings</u>	<u>Hearings</u>	<u>Transactions</u>	<u>Concluded</u>	<u>Cont</u>
<u>Criminal</u>						
Capias	CA	26	68	68	26	42
Civil Violation	CV	4	10	10	2	8
Felony	F	58	305	310	108	202
Misdemeanor	M	149	420	422	175	245
Show Cause	SC	19	38	38	16	22
Criminal Total		256	841	848	327	519
<u>Traffic</u>						
Capias	CA	27	64	64	25	39
Felony	F	4	20	20	9	11
Infraction	I	1,175	1,225	1,538	1,102	434
Misdemeanor	M	318	621	621	255	366
Other	O	0	1	1	0	1
Restricted O/L	RL	4	4	4	4	-
Show Cause	SC	9	10	10	2	8
Traffic Total		1,537	1,945	2,258	1,397	859
<u>Civil</u>						
Abstract	AJ	1	0	1	1	-
Admin License	AL	4	1	4	3	-
Bond Forfeiture	BF	2	2	3	1	1
Counter Claim	CC	1	1	1	1	-
Detinue	DT	29	16	30	30	-
Garnishment	GA	325	50	385	335	49
Impoundment	IM	1	0	1	1	-
Interrogatory	IN	5	9	12	3	8
Motion for Judgment	MJ	14	8	17	11	6
Other	OT	2	0	2	2	-
Protective Order	PO	9	3	9	6	-
Prelim Prot Order	PP	5	2	7	5	1
Show Cause	SC	9	6	12	7	5
Tenants Assertion	TA	3	3	3	2	1
Unlawful Detainer	UD	329	236	356	345	11
Warrant in Debt	WD	361	359	435	341	94
Civil Total		1,100	696	1,278	1,094	176
Petersburg Totals		2,893	3,482	4,384	2,818	1,554



		Filings	Hearings	Transactions	Concluded	Cont
<u>Criminal</u>						
Capias	CA	29	73	73	26	47
Civil Violation	CV	4	6	6	2	4
Felony	F	111	340	341	84	257
Misdemeanor	M	166	474	474	185	288
Show Cause	SC	13	21	21	11	10
Criminal Total		323	914	915	308	606
<u>Traffic</u>						
Capias	CA	33	73	73	24	49
Felony	F	4	10	10	1	9
Infraction	I	1,194	1,126	1,507	1,149	352
Misdemeanor	M	353	633	634	330	302
Restricted O/L	RL	11	11	11	11	-
Show Cause	SC	0	4	4	3	1
Traffic Total		1,595	1,857	2,239	1,518	713
<u>Civil</u>						
Admin License	AL	4	1	4	3	-
Bond Forfeiture	BF	2	1	6	6	-
Detinue	DT	26	17	27	24	3
Garnishment	GA	219	49	238	189	34
Impoundment	IM	1	0	1	1	-
Interrogatory	IN	0	3	7	4	3
Motion for Judgment	MJ	0	2	4	2	2
Other	OT	4	0	4	4	-
Protective Order	PO	12	7	12	8	-
Prelim Prot Order	PP	2	3	3	1	2
Show Cause	SC	5	4	5	1	4
Tenants Assertion	TA	1	2	2	0	2
Unlawful Detainer	UD	330	237	362	329	33
Warrant in Debt	WD	165	179	224	179	45
Civil Total		771	505	899	751	128
Petersburg Totals		2,689	3,276	4,053	2,577	1,447



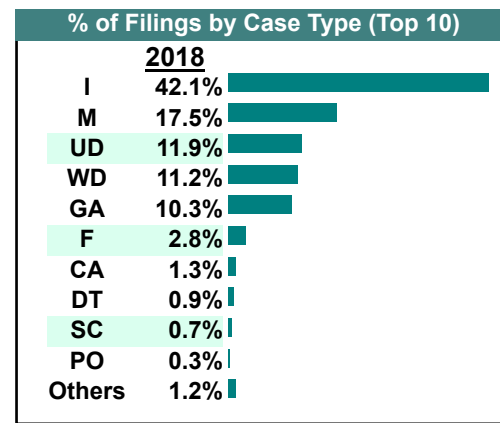
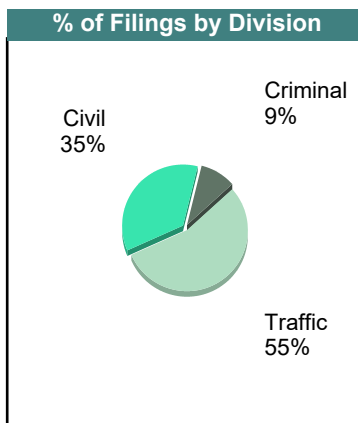
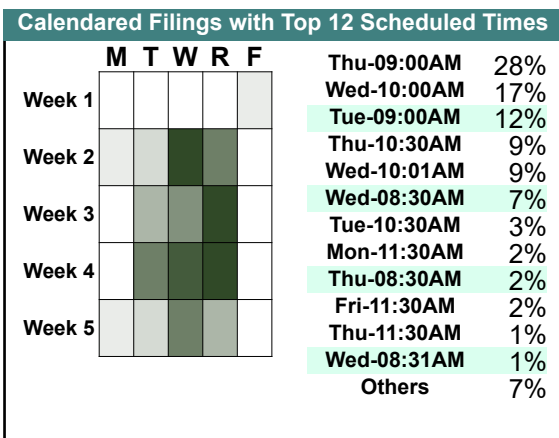
CASELOAD STATISTICS OF THE GENERAL DISTRICT COURTS

June 2018

Petersburg

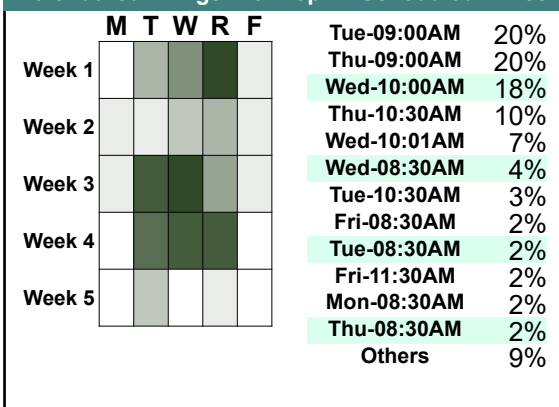
District: 11

		<u>Filings</u>	<u>Hearings</u>	<u>Transactions</u>	<u>Concluded</u>	<u>Cont</u>
<u>Criminal</u>						
Capias	CA	14	61	61	28	33
Civil Violation	CV	4	12	12	9	3
Felony	F	88	327	333	104	229
Misdemeanor	M	194	445	447	169	278
Show Cause	SC	13	30	30	15	15
Criminal Total		313	875	883	325	558
<u>Traffic</u>						
Capias	CA	28	52	52	19	33
Felony	F	5	18	18	4	14
Infraction	I	1,397	1,361	1,738	1,349	389
Misdemeanor	M	386	734	734	382	352
Other	O	0	3	3	2	1
Restricted O/L	RL	9	9	9	8	-
Show Cause	SC	2	6	6	3	3
Traffic Total		1,827	2,183	2,560	1,767	792
<u>Civil</u>						
Bond Forfeiture	BF	5	2	5	3	2
Detinue	DT	29	21	35	33	2
Garnishment	GA	340	56	377	321	56
Interrogatory	IN	5	2	6	4	2
Motion for Judgment	MJ	6	7	8	2	6
Other	OT	3	1	3	3	-
Protective Order	PO	9	2	9	9	-
Prelim Prot Order	PP	7	1	7	7	-
Show Cause	SC	7	3	9	8	1
Tenants Assertion	TA	0	2	2	2	-
Unlawful Detainer	UD	396	272	415	387	28
Warrant in Debt	WD	370	368	449	379	70
Civil Total		1,177	737	1,325	1,158	167
Petersburg Totals		3,317	3,795	4,768	3,250	1,517

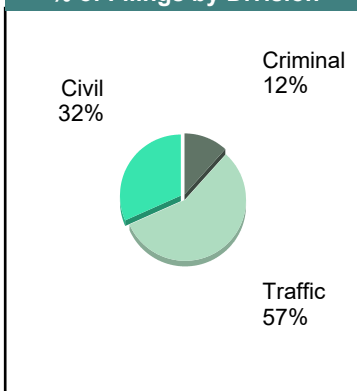


		Filings	Hearings	Transactions	Concluded	Cont
<u>Criminal</u>						
Capias	CA	32	88	88	35	53
Civil Violation	CV	1	10	10	5	5
Felony	F	111	295	301	84	217
Misdemeanor	M	139	415	415	180	235
Show Cause	SC	16	32	32	19	13
Criminal Total		299	840	846	323	523
<u>Traffic</u>						
Capias	CA	15	37	37	22	15
Felony	F	4	15	15	2	13
Infraction	I	1,083	1,075	1,382	1,085	296
Misdemeanor	M	314	580	580	314	266
Other	O	17	18	18	16	2
Restricted O/L	RL	13	13	13	13	-
Show Cause	SC	5	5	5	1	4
Traffic Total		1,451	1,743	2,050	1,453	596
<u>Civil</u>						
Admin License	AL	1	0	1	1	-
Bond Forfeiture	BF	6	2	7	5	2
Detinue	DT	6	6	6	0	6
Garnishment	GA	212	30	233	203	30
Interrogatory	IN	11	13	18	5	13
Motion for Judgment	MJ	0	2	3	2	1
Other	OT	4	2	4	4	-
Protective Order	PO	3	1	3	3	-
Prelim Prot Order	PP	9	0	9	9	-
Show Cause	SC	1	2	9	7	2
Tenants Assertion	TA	1	0	1	1	-
Unlawful Detainer	UD	303	218	330	309	21
Warrant in Debt	WD	252	257	336	258	78
Civil Total		809	533	960	807	153
Petersburg Totals		2,559	3,116	3,856	2,583	1,272

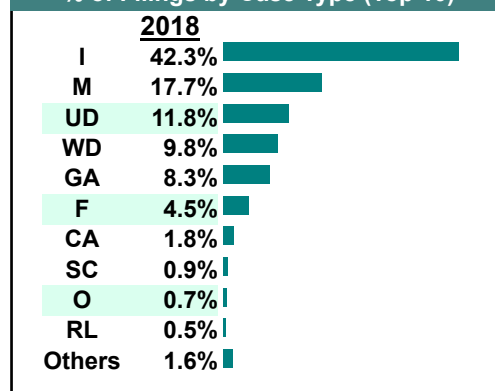
Calendared Filings with Top 12 Scheduled Times



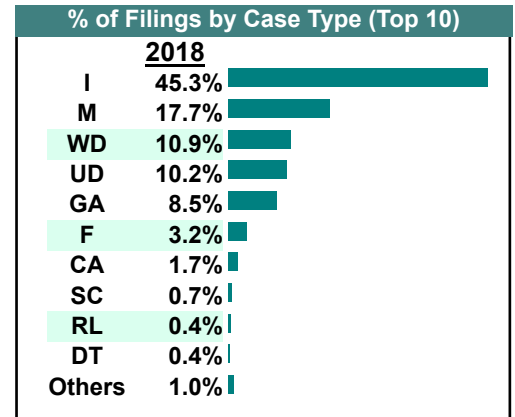
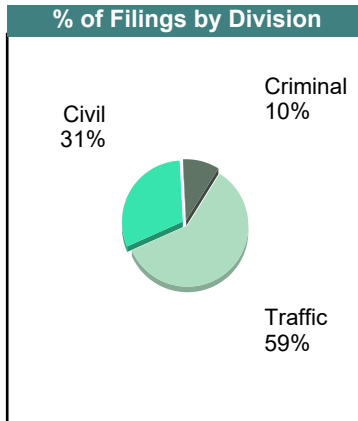
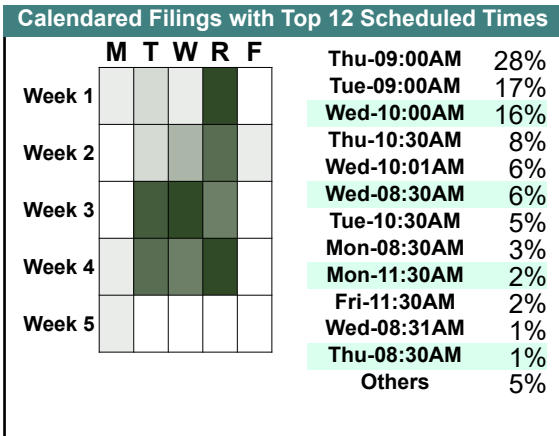
% of Filings by Division



% of Filings by Case Type (Top 10)



		<u>Filings</u>	<u>Hearings</u>	<u>Transactions</u>	<u>Concluded</u>	<u>Cont</u>
<u>Criminal</u>						
Capias	CA	23	66	66	21	45
Civil Violation	CV	4	8	8	1	7
Felony	F	96	285	286	65	221
Misdemeanor	M	153	430	430	163	267
Show Cause	SC	17	30	30	15	15
Criminal Total		293	819	820	265	555
<u>Traffic</u>						
Capias	CA	28	56	56	24	32
Felony	F	3	16	16	3	13
Infraction	I	1,390	1,281	1,653	1,355	298
Misdemeanor	M	390	652	652	344	308
Other	O	0	4	4	1	3
Restricted O/L	RL	13	13	13	13	-
Show Cause	SC	1	1	1	1	-
Traffic Total		1,825	2,023	2,395	1,741	654
<u>Civil</u>						
Abstract	AJ	1	0	1	1	-
Admin License	AL	3	0	3	3	-
Bond Forfeiture	BF	1	0	1	1	-
Capias	CA	1	0	1	1	-
Counter Claim	CC	0	0	1	1	-
Detinue	DT	11	7	13	13	-
Garnishment	GA	260	30	282	252	30
Interrogatory	IN	3	1	7	6	1
Motion for Judgment	MJ	3	6	10	4	6
Other	OT	1	0	1	1	-
Protective Order	PO	5	1	5	5	-
Prelim Prot Order	PP	7	2	9	8	1
Show Cause	SC	4	1	7	6	1
Tenants Assertion	TA	3	2	3	1	2
Unlawful Detainer	UD	313	196	331	306	25
Warrant in Debt	WD	334	324	401	332	69
Civil Total		950	570	1,076	941	135
Petersburg Totals		3,068	3,412	4,291	2,947	1,344



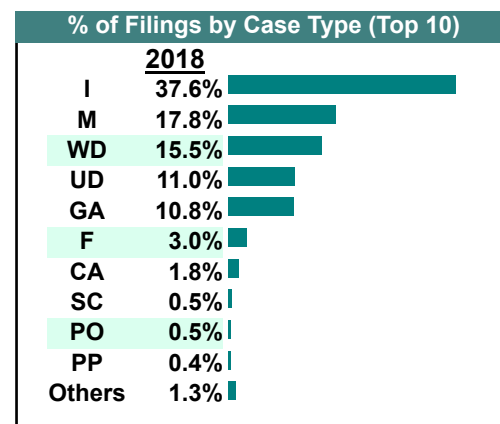
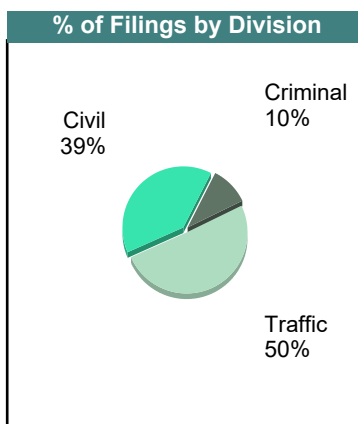
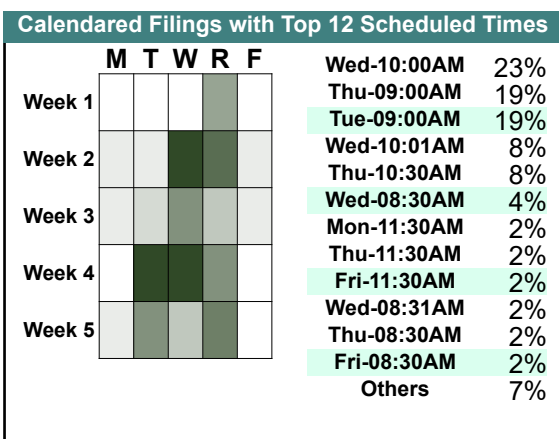
CASELOAD STATISTICS OF THE GENERAL DISTRICT COURTS

March 2018

Petersburg

District: 11

		<u>Filings</u>	<u>Hearings</u>	<u>Transactions</u>	<u>Concluded</u>	<u>Cont</u>
<u>Criminal</u>						
Capias	CA	27	81	81	29	52
Civil Violation	CV	3	11	11	4	7
Felony	F	89	296	302	78	224
Misdemeanor	M	212	488	490	191	299
Show Cause	SC	8	19	19	10	9
Criminal Total		339	895	903	312	591
<u>Traffic</u>						
Capias	CA	31	65	65	26	39
Civil Violation	CV	1	1	1	1	-
Felony	F	8	22	22	3	19
Infraction	I	1,221	1,165	1,488	1,208	280
Misdemeanor	M	366	610	610	332	278
Other	O	1	2	2	0	2
Restricted O/L	RL	9	9	9	9	-
Show Cause	SC	2	3	3	2	1
Traffic Total		1,639	1,877	2,200	1,581	619
<u>Civil</u>						
Abstract	AJ	1	0	1	1	-
Admin License	AL	2	0	2	2	-
Bond Forfeiture	BF	4	4	5	2	3
Detinue	DT	10	4	16	15	1
Garnishment	GA	350	39	393	354	39
Impoundment	IM	1	0	1	1	-
Interrogatory	IN	1	2	3	1	2
Motion for Judgment	MJ	2	3	6	3	3
Other	OT	6	0	6	6	-
Protective Order	PO	15	1	16	15	1
Prelim Prot Order	PP	14	1	14	13	1
Show Cause	SC	7	4	8	5	3
Unlawful Detainer	UD	356	220	388	367	21
Warrant in Debt	WD	503	508	607	502	105
Civil Total		1,272	786	1,466	1,287	179
Petersburg Totals		3,250	3,558	4,569	3,180	1,389



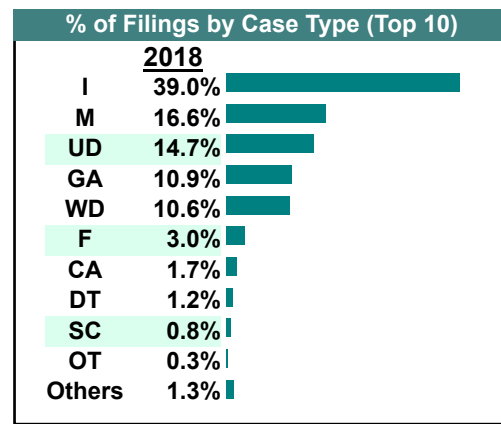
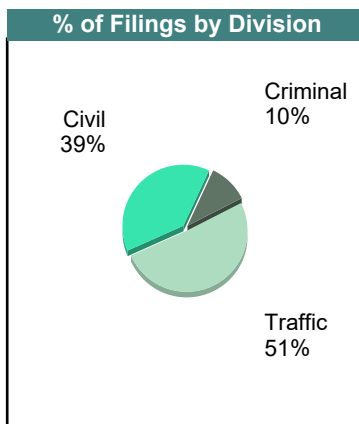
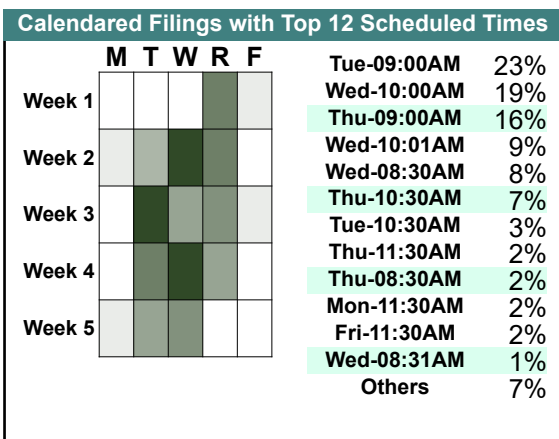
CASELOAD STATISTICS OF THE GENERAL DISTRICT COURTS

February 2018

Petersburg

District: 11

		<u>Filings</u>	<u>Hearings</u>	<u>Transactions</u>	<u>Concluded</u>	<u>Cont</u>
<u>Criminal</u>						
Capias	CA	29	60	60	28	32
Civil Violation	CV	6	16	16	9	7
Felony	F	80	327	331	113	218
Misdemeanor	M	157	420	421	137	284
Show Cause	SC	13	29	29	16	13
Criminal Total		285	852	857	303	554
<u>Traffic</u>						
Capias	CA	19	41	41	10	31
Felony	F	3	15	15	8	7
Infraction	I	1,071	1,179	1,491	1,168	323
Misdemeanor	M	298	591	591	298	293
Other	O	1	8	8	5	3
Restricted O/L	RL	6	6	6	6	-
Show Cause	SC	1	3	3	3	-
Traffic Total		1,399	1,843	2,155	1,498	657
<u>Civil</u>						
Admin License	AL	4	0	4	4	-
Bond Forfeiture	BF	2	2	2	0	2
Counter Claim	CC	1	1	1	0	1
Detinue	DT	32	26	35	32	3
Garnishment	GA	299	35	319	284	34
Interrogatory	IN	5	7	9	2	7
Motion for Judgment	MJ	1	3	6	3	3
Other	OT	7	0	7	7	-
Protective Order	PO	2	1	3	3	-
Prelim Prot Order	PP	7	0	7	7	-
Show Cause	SC	7	9	10	3	7
Tenants Assertion	TA	1	0	1	1	-
Unlawful Detainer	UD	404	262	434	402	32
Warrant in Debt	WD	290	276	347	285	62
Civil Total		1,062	622	1,185	1,033	151
Petersburg Totals		2,746	3,317	4,197	2,834	1,362



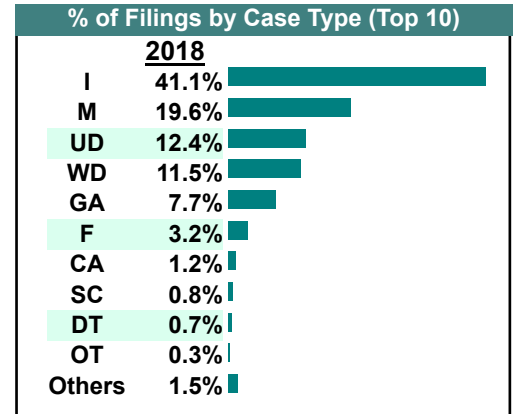
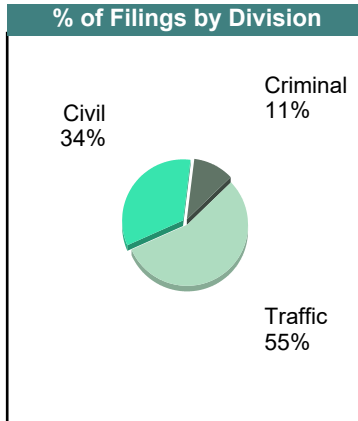
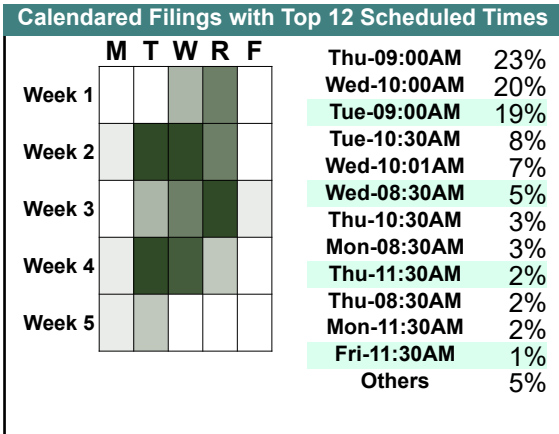
CASELOAD STATISTICS OF THE GENERAL DISTRICT COURTS

January 2018

Petersburg

District: 11

		Filings	Hearings	Transactions	Concluded	Cont
<u>Criminal</u>						
Capias	CA	26	63	63	17	46
Civil Violation	CV	4	15	15	3	12
Felony	F	87	255	257	67	190
Misdemeanor	M	180	442	443	126	317
Show Cause	SC	14	25	25	7	17
Criminal Total		311	800	803	220	582
<u>Traffic</u>						
Capias	CA	8	25	25	6	19
Felony	F	5	22	22	3	19
Infraction	I	1,183	1,086	1,361	958	402
Misdemeanor	M	384	545	545	251	294
Other	O	4	4	4	0	4
Restricted O/L	RL	8	8	8	8	-
Show Cause	SC	3	5	5	2	3
Traffic Total		1,595	1,695	1,970	1,228	741
<u>Civil</u>						
Admin License	AL	4	1	4	3	-
Bond Forfeiture	BF	1	0	1	1	-
Detinue	DT	19	24	28	15	12
Garnishment	GA	221	115	351	236	115
Impoundment	IM	2	1	2	1	-
Interrogatory	IN	5	7	10	3	7
Motion for Judgment	MJ	7	10	12	2	10
Other	OT	8	2	8	6	-
Protective Order	PO	4	2	5	3	1
Prelim Prot Order	PP	3	0	3	3	-
Show Cause	SC	6	6	9	5	4
Unlawful Detainer	UD	358	364	498	365	133
Warrant in Debt	WD	332	411	486	331	155
Civil Total		970	943	1,417	974	437
Petersburg Totals		2,876	3,438	4,190	2,422	1,760



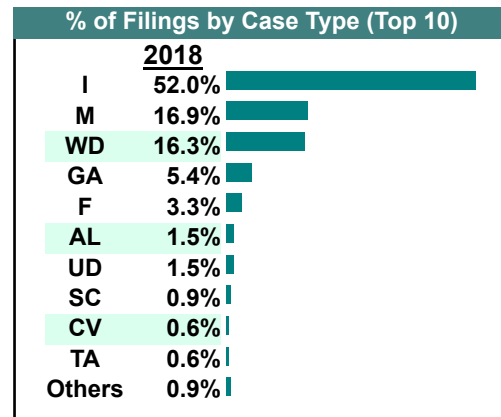
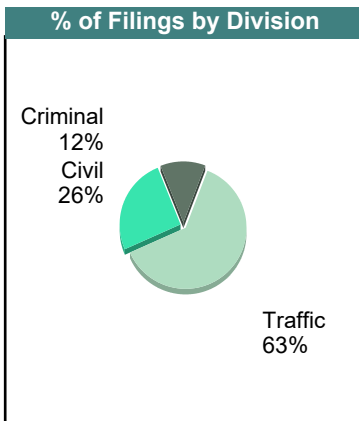
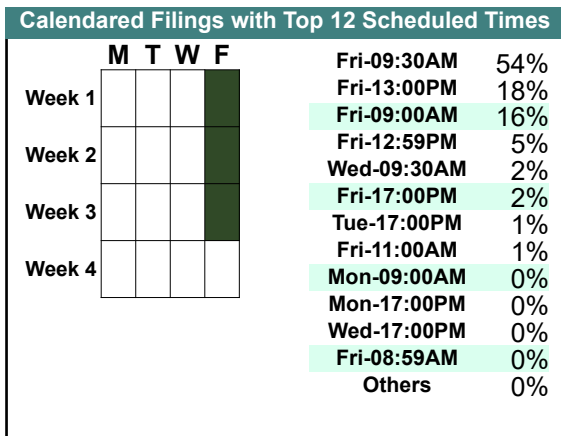
CASELOAD STATISTICS OF THE GENERAL DISTRICT COURTS

December 2018

Powhatan

District: 11

		<u>Filings</u>	<u>Hearings</u>	<u>Transactions</u>	<u>Concluded</u>	<u>Cont</u>
<u>Criminal</u>						
Capias	CA	0	6	6	4	2
Civil Violation	CV	2	4	4	3	1
Felony	F	11	42	42	16	26
Misdemeanor	M	25	78	78	45	33
Show Cause	SC	1	6	6	1	5
Criminal Total		39	136	136	69	67
<u>Traffic</u>						
Capias	CA	1	3	3	1	2
Infraction	I	172	171	235	184	51
Misdemeanor	M	31	79	79	45	34
Restricted O/L	RL	1	1	1	1	-
Show Cause	SC	2	2	2	2	-
Traffic Total		207	256	320	233	87
<u>Civil</u>						
Abstract	AJ	1	0	1	1	-
Admin License	AL	5	0	5	5	-
Detinue	DT	0	1	1	1	-
Garnishment	GA	18	6	25	19	6
Prelim Prot Order	PP	0	0	1	1	-
Tenants Assertion	TA	2	3	3	0	3
Unlawful Detainer	UD	5	0	6	6	-
Warrant in Debt	WD	54	64	85	56	29
Civil Total		85	74	127	89	38
Powhatan Totals		331	466	583	391	192



CASELOAD STATISTICS OF THE GENERAL DISTRICT COURTS

November 2018

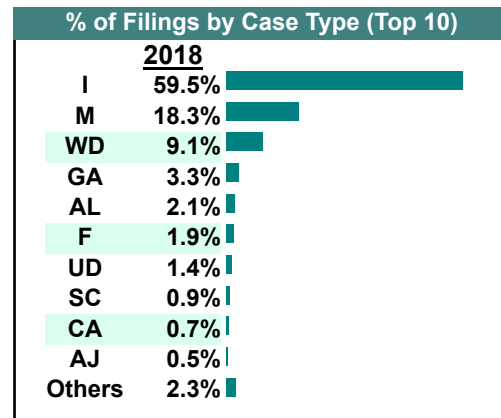
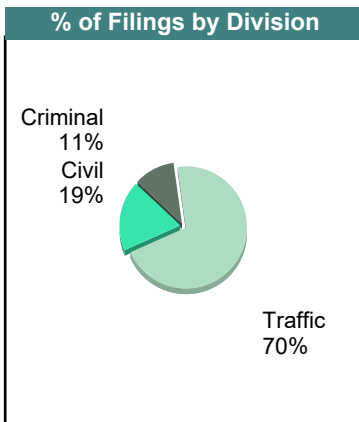
Powhatan

District: 11

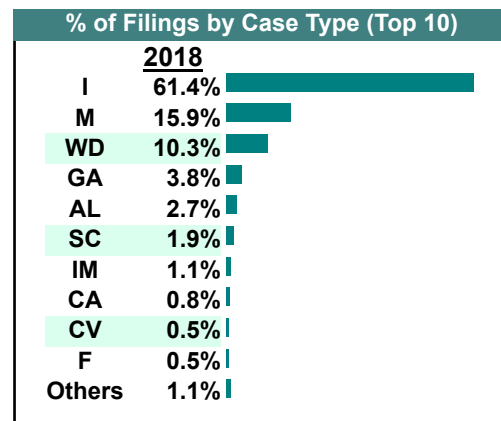
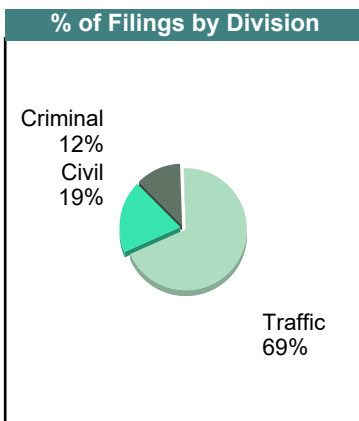
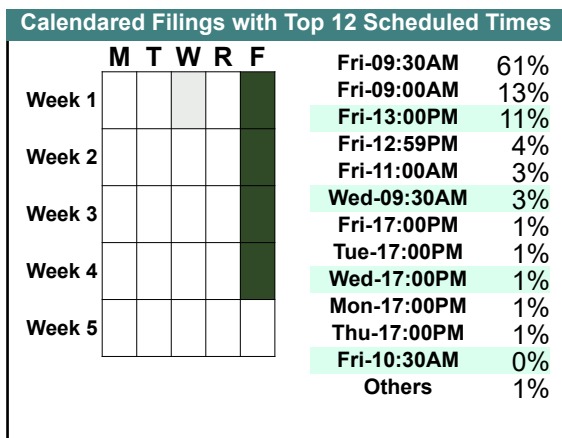
		<u>Filings</u>	<u>Hearings</u>	<u>Transactions</u>	<u>Concluded</u>	<u>Cont</u>
<u>Criminal</u>						
Capias	CA	0	6	6	1	5
Civil Violation	CV	2	6	6	3	3
Felony	F	8	41	41	13	28
Misdemeanor	M	34	95	97	37	60
Show Cause	SC	3	9	9	4	5
Criminal Total		47	157	159	58	101
<u>Traffic</u>						
Capias	CA	3	7	7	2	5
Infraction	I	254	197	317	247	69
Misdemeanor	M	44	91	91	34	57
Traffic Total		301	295	415	283	131
<u>Civil</u>						
Abstract	AJ	2	0	2	2	-
Admin License	AL	9	0	9	9	-
Detinue	DT	1	2	2	1	1
Garnishment	GA	14	3	16	13	3
Impoundment	IM	1	0	1	1	-
Protective Order	PO	2	0	2	2	-
Prelim Prot Order	PP	2	0	3	3	-
Petition-Restore Arms	PR	1	1	1	0	1
Show Cause	SC	1	0	1	1	-
Tenants Assertion	TA	1	1	1	0	1
Unlawful Detainer	UD	6	3	6	5	1
Warrant in Debt	WD	39	42	54	38	16
Civil Total		79	52	98	75	23
Powhatan Totals		427	504	672	416	255

Calendared Filings with Top 12 Scheduled Times

	M	T	W	R	F		
Week 1						Fri-09:30AM	60%
						Fri-09:00AM	18%
						Fri-13:00PM	11%
Week 2						Fri-12:59PM	3%
						Fri-11:00AM	3%
Week 3						Mon-17:00PM	2%
						Fri-17:00PM	1%
Week 4						Wed-09:30AM	1%
						Fri-10:30AM	0%
Week 5						Thu-12:59PM	0%
						Thu-17:00PM	0%
						Tue-09:00AM	0%
						Others	0%

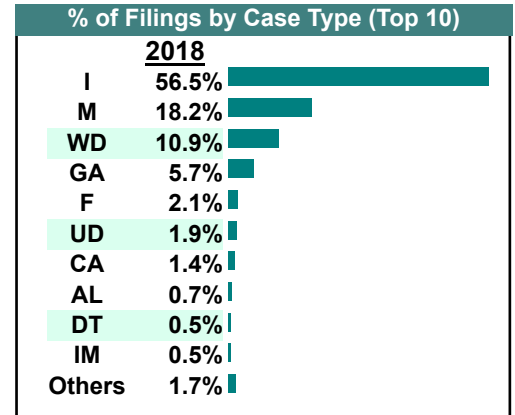
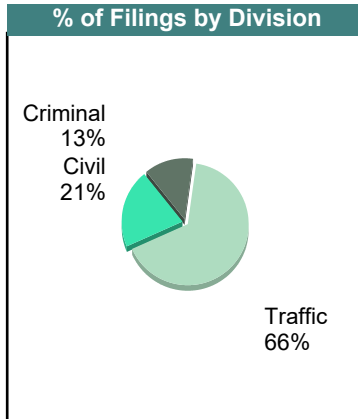


		<u>Filings</u>	<u>Hearings</u>	<u>Transactions</u>	<u>Concluded</u>	<u>Cont</u>
<u>Criminal</u>						
Capias	CA	2	11	11	5	6
Civil Violation	CV	2	6	6	4	2
Felony	F	2	21	21	13	8
Misdemeanor	M	33	121	125	70	55
Show Cause	SC	5	12	12	4	8
Criminal Total		44	171	175	96	79
<u>Traffic</u>						
Capias	CA	1	5	5	2	3
Felony	F	0	2	2	1	1
Infraction	I	227	253	334	259	75
Misdemeanor	M	26	98	98	50	48
Show Cause	SC	1	1	1	1	-
Traffic Total		255	359	440	313	127
<u>Civil</u>						
Abstract	AJ	1	0	1	1	-
Admin License	AL	10	0	10	10	-
Garnishment	GA	14	1	14	13	1
Impoundment	IM	4	0	4	4	-
Prelim Prot Order	PP	1	2	2	0	2
Show Cause	SC	1	0	1	1	-
Unlawful Detainer	UD	2	2	8	8	-
Warrant in Debt	WD	38	40	56	44	12
Civil Total		71	45	96	81	15
Powhatan Totals		370	575	711	490	221



		Filings	Hearings	Transactions	Concluded	Cont
<u>Criminal</u>						
Capias	CA	3	12	12	4	8
Civil Violation	CV	0	5	5	1	4
Felony	F	9	39	39	13	26
Misdemeanor	M	41	113	115	26	89
Show Cause	SC	2	8	8	4	4
Criminal Total		55	177	179	48	131
<u>Traffic</u>						
Capias	CA	3	11	11	4	7
Felony	F	0	2	2	1	1
Infraction	I	239	234	319	224	95
Misdemeanor	M	36	99	99	25	74
Restricted O/L	RL	2	3	3	2	1
Traffic Total		280	349	434	256	178
<u>Civil</u>						
Admin License	AL	3	0	3	3	-
Detinue	DT	2	1	3	2	1
Garnishment	GA	24	8	30	22	8
Interrogatory-Not	IC	1	0	1	1	-
Impoundment	IM	2	0	2	2	-
Other	OT	1	0	1	1	-
Prelim Prot Order	PP	1	1	1	0	1
Unlawful Detainer	UD	8	7	10	9	1
Warrant in Debt	WD	46	50	66	26	40
Civil Total		88	67	117	66	51
Powhatan Totals		423	593	730	370	360

Calendared Filings with Top 12 Scheduled Times							
	M	T	W	R	F		
Week 1						Fri-09:30AM	56%
						Fri-09:00AM	15%
						Fri-13:00PM	13%
Week 2						Fri-11:00AM	6%
						Fri-12:59PM	5%
						Fri-17:00PM	2%
Week 3						Wed-09:30AM	1%
						Mon-17:00PM	1%
Week 4						Fri-08:59AM	0%
						Tue-17:00PM	0%
						Mon-12:59PM	0%
						Mon-13:00PM	0%
						Others	0%



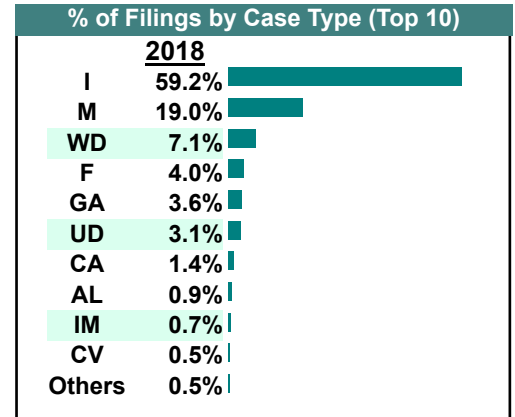
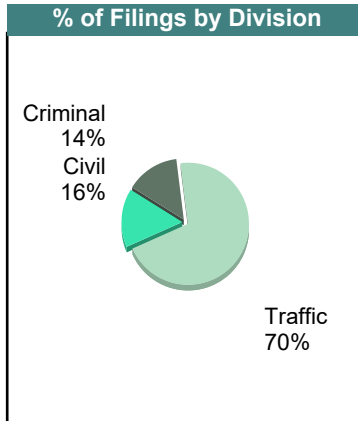
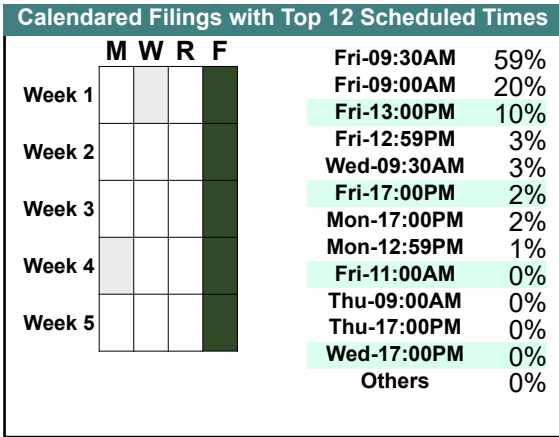
CASELOAD STATISTICS OF THE GENERAL DISTRICT COURTS

August 2018

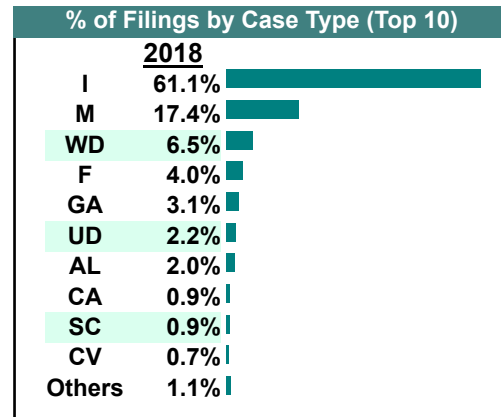
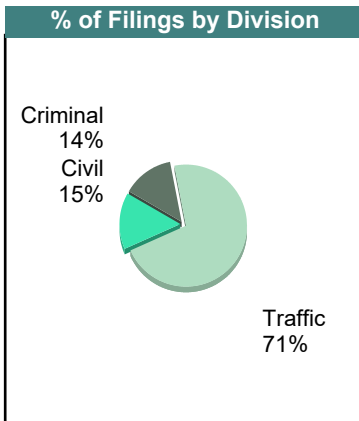
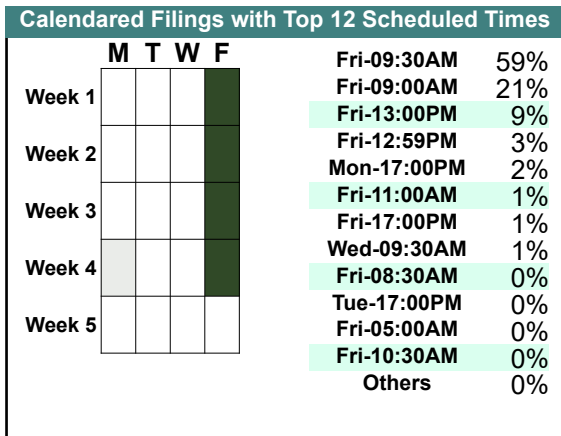
Powhatan

District: 11

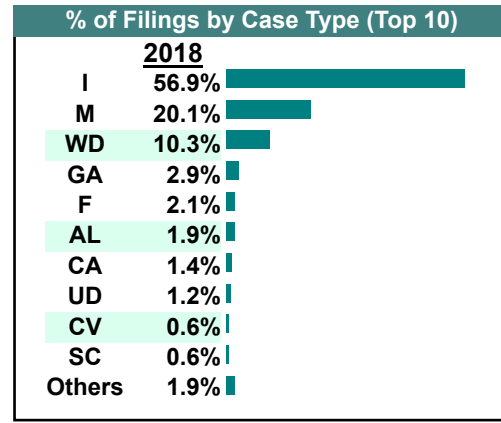
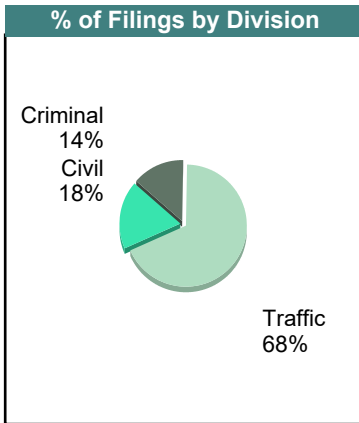
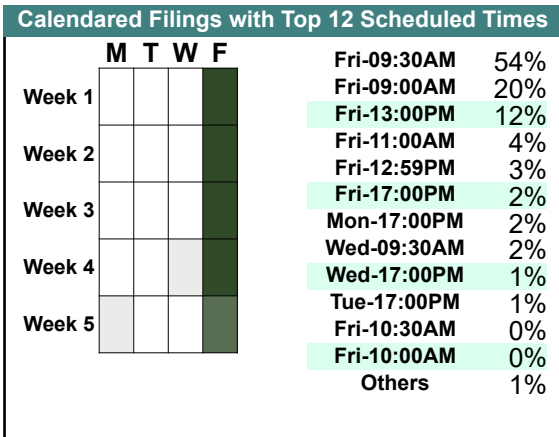
		<u>Filings</u>	<u>Hearings</u>	<u>Transactions</u>	<u>Concluded</u>	<u>Cont</u>
<u>Criminal</u>						
Capias	CA	6	12	12	3	9
Civil Violation	CV	2	4	4	1	3
Felony	F	15	51	51	18	33
Misdemeanor	M	36	106	106	31	75
Show Cause	SC	1	10	10	3	7
Criminal Total		60	183	183	56	127
<u>Traffic</u>						
Capias	CA	0	2	2	1	1
Civil Violation	CV	0	1	1	1	-
Felony	F	2	2	2	0	2
Infraction	I	250	231	318	242	76
Misdemeanor	M	44	120	120	47	73
Show Cause	SC	0	1	1	1	-
Traffic Total		296	357	444	292	152
<u>Civil</u>						
Admin License	AL	4	0	4	4	-
Detinue	DT	0	1	1	0	1
Garnishment	GA	15	1	15	14	1
Impoundment	IM	3	0	3	3	-
Other	OT	1	0	1	1	-
Protective Order	PO	0	0	1	1	-
Unlawful Detainer	UD	13	12	17	10	7
Warrant in Debt	WD	30	37	49	36	13
Civil Total		66	51	91	69	22
Powhatan Totals		422	591	718	417	301



		<u>Filings</u>	<u>Hearings</u>	<u>Transactions</u>	<u>Concluded</u>	<u>Cont</u>
<u>Criminal</u>						
Capias	CA	3	14	14	7	7
Civil Violation	CV	3	6	6	1	5
Felony	F	17	44	44	13	31
Misdemeanor	M	34	113	113	43	70
Show Cause	SC	4	13	13	8	5
Criminal Total		61	190	190	72	118
<u>Traffic</u>						
Capias	CA	1	4	4	2	2
Felony	F	1	1	1	0	1
Infraction	I	273	265	348	274	74
Misdemeanor	M	44	101	101	38	63
Show Cause	SC	0	1	1	0	1
Traffic Total		319	372	455	314	141
<u>Civil</u>						
Admin License	AL	9	0	9	9	-
Garnishment	GA	14	4	15	11	4
Impoundment	IM	3	0	3	3	-
Other	OT	1	0	1	1	-
Protective Order	PO	1	1	1	0	1
Prelim Prot Order	PP	0	0	1	1	-
Unlawful Detainer	UD	10	9	12	8	4
Warrant in Debt	WD	29	32	35	23	12
Zoning Viol	ZO	0	0	1	1	-
Civil Total		67	46	78	57	21
Powhatan Totals		447	608	723	443	280

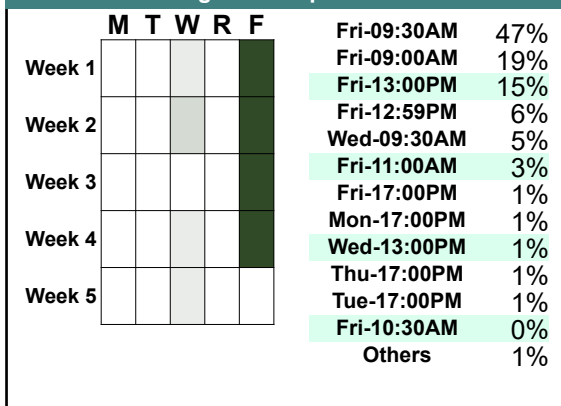


		<u>Filings</u>	<u>Hearings</u>	<u>Transactions</u>	<u>Concluded</u>	<u>Cont</u>
<u>Criminal</u>						
Capias	CA	4	5	5	0	5
Civil Violation	CV	3	7	7	2	5
Felony	F	11	68	68	30	38
Misdemeanor	M	51	146	148	54	94
Show Cause	SC	3	10	10	4	6
Criminal Total		72	236	238	90	148
<u>Traffic</u>						
Capias	CA	3	8	8	1	7
Infraction	I	292	271	377	285	92
Misdemeanor	M	52	125	125	47	78
Restricted O/L	RL	2	2	2	2	-
Show Cause	SC	0	3	3	2	1
Traffic Total		349	409	515	337	178
<u>Civil</u>						
Abstract	AJ	1	0	1	1	-
Admin License	AL	10	0	10	10	-
Detinue	DT	1	1	1	0	1
Garnishment	GA	15	1	16	15	1
Interrogatory-Not	IC	1	0	1	1	-
Impoundment	IM	1	0	1	1	-
Other	OT	1	0	1	1	-
Protective Order	PO	1	0	2	2	-
Prelim Prot Order	PP	2	1	2	1	1
Petition-Restore Arms	PR	0	0	1	1	-
Unlawful Detainer	UD	6	8	10	8	2
Warrant in Debt	WD	53	56	67	45	22
Zoning Viol	ZO	0	1	1	0	1
Civil Total		92	68	114	86	28
Powhatan Totals		513	713	867	513	354

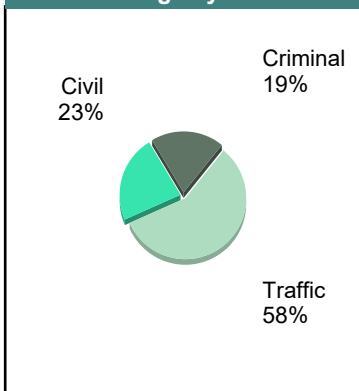


		<u>Filings</u>	<u>Hearings</u>	<u>Transactions</u>	<u>Concluded</u>	<u>Cont</u>
<u>Criminal</u>						
Capias	CA	4	10	10	4	6
Civil Violation	CV	1	4	4	4	-
Felony	F	20	38	38	9	29
Misdemeanor	M	38	102	103	36	67
Show Cause	SC	1	6	6	1	5
Criminal Total		64	160	161	54	107
<u>Traffic</u>						
Capias	CA	0	3	3	2	1
Infraction	I	163	185	238	167	71
Misdemeanor	M	26	75	75	24	51
Show Cause	SC	1	4	4	2	2
Traffic Total		190	267	320	195	125
<u>Civil</u>						
Abstract	AJ	1	0	1	1	-
Admin License	AL	4	0	4	4	-
Detinue	DT	1	1	2	1	1
Garnishment	GA	19	2	21	19	2
Protective Order	PO	1	1	2	1	1
Petition-Restore Arms	PR	1	1	1	0	1
Unlawful Detainer	UD	10	7	11	8	3
Warrant in Debt	WD	38	33	43	27	16
Zoning Viol	ZO	1	2	2	0	2
Civil Total		76	47	87	61	26
Powhatan Totals		330	474	568	310	258

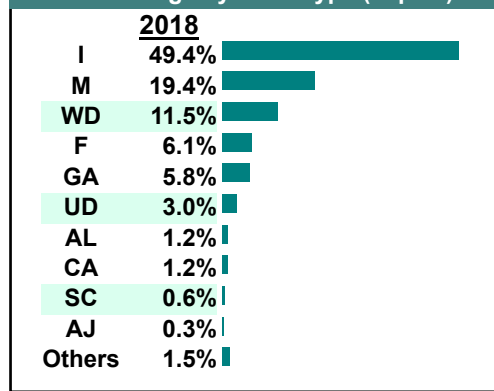
Calendared Filings with Top 12 Scheduled Times



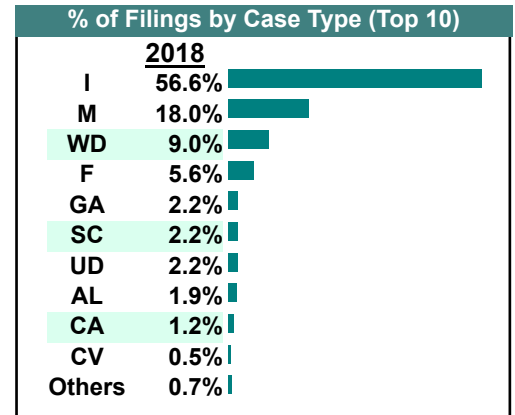
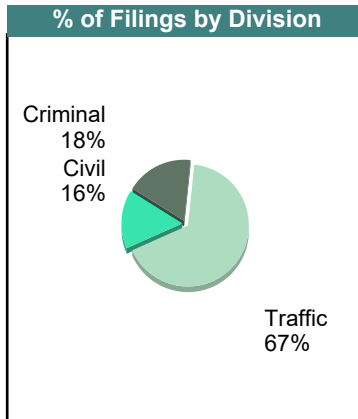
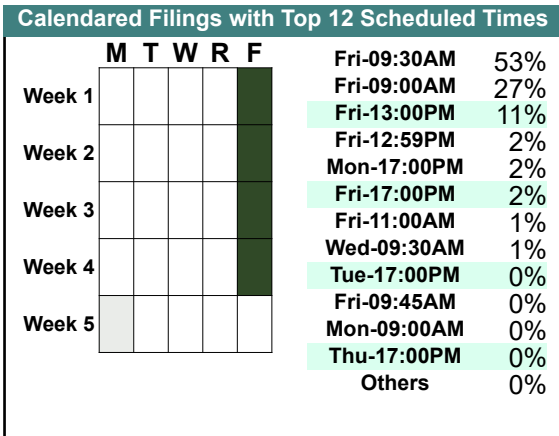
% of Filings by Division



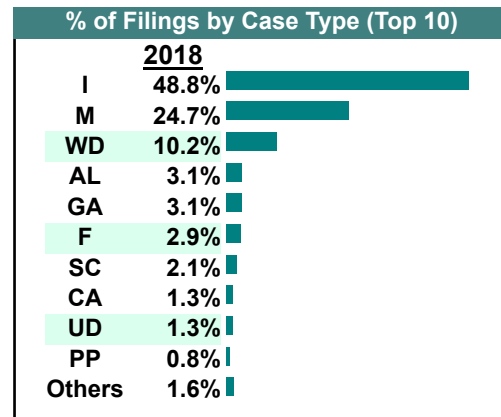
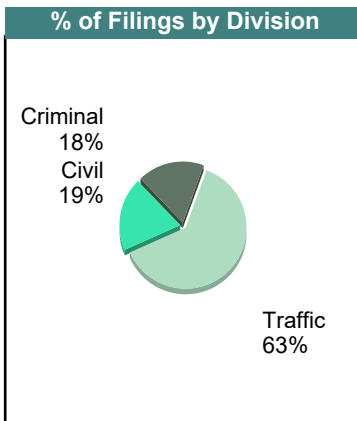
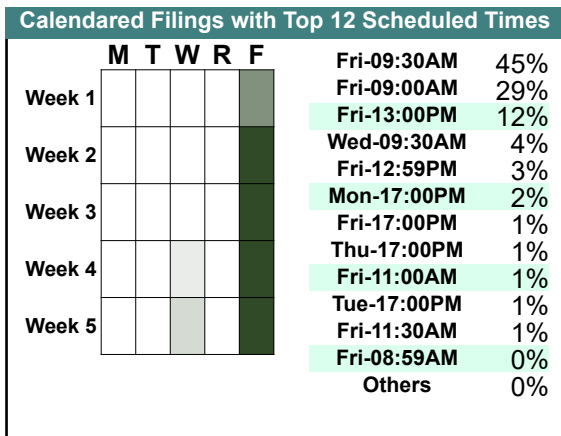
% of Filings by Case Type (Top 10)



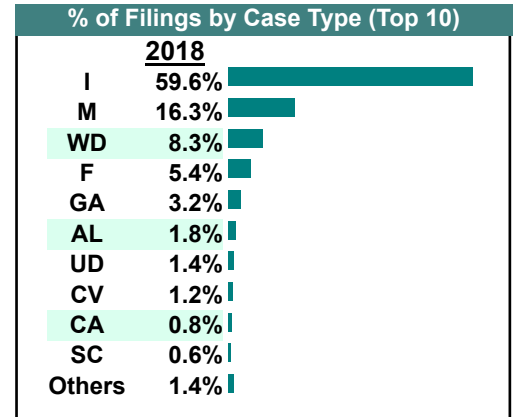
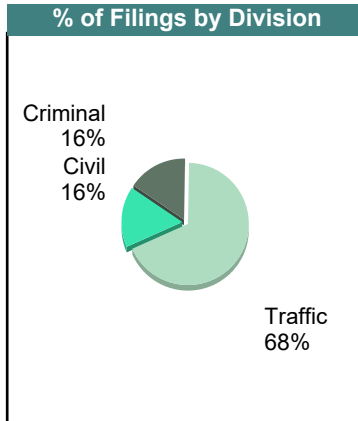
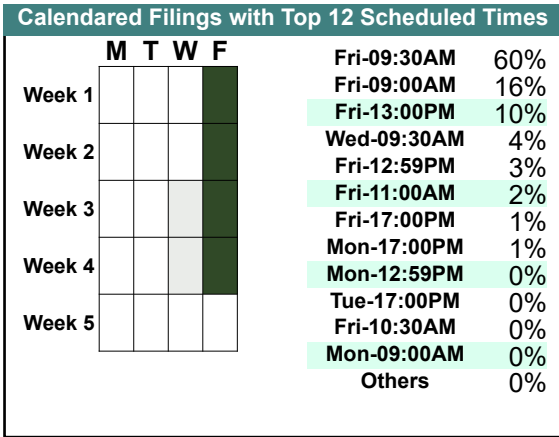
		Filings	Hearings	Transactions	Concluded	Cont
<u>Criminal</u>						
Capias	CA	2	11	11	6	5
Civil Violation	CV	2	5	5	1	4
Felony	F	23	55	55	11	44
Misdemeanor	M	40	112	113	39	74
Show Cause	SC	6	11	11	2	9
Criminal Total		73	194	195	59	136
<u>Traffic</u>						
Capias	CA	3	7	7	2	5
Felony	F	0	3	3	3	-
Infraction	I	233	252	324	249	75
Misdemeanor	M	34	100	100	49	51
Restricted O/L	RL	2	2	2	2	-
Show Cause	SC	3	6	6	1	5
Traffic Total		275	370	442	306	136
<u>Civil</u>						
Abstract	AJ	1	0	1	1	-
Admin License	AL	8	0	8	8	-
Bond Forfeiture	BF	0	0	1	1	-
Garnishment	GA	9	1	11	10	1
Prelim Prot Order	PP	0	0	1	1	-
Unlawful Detainer	UD	9	9	11	8	3
Warrant in Debt	WD	37	29	54	48	6
Civil Total		64	39	87	77	10
Powhatan Totals		412	603	724	442	282



		<u>Filings</u>	<u>Hearings</u>	<u>Transactions</u>	<u>Concluded</u>	<u>Cont</u>
<u>Criminal</u>						
Capias	CA	4	17	17	3	14
Civil Violation	CV	2	5	5	2	3
Felony	F	11	40	40	8	32
Misdemeanor	M	44	129	129	34	95
Show Cause	SC	7	11	11	1	10
Criminal Total		68	202	202	48	154
<u>Traffic</u>						
Capias	CA	1	6	6	0	6
Infraction	I	186	206	260	200	60
Misdemeanor	M	50	109	109	44	65
Restricted O/L	RL	1	1	1	1	-
Show Cause	SC	1	1	1	0	1
Traffic Total		239	323	377	245	132
<u>Civil</u>						
Abstract	AJ	1	0	1	1	-
Admin License	AL	12	0	12	12	-
Garnishment	GA	12	2	14	12	2
Impoundment	IM	1	0	1	1	-
Protective Order	PO	1	1	2	1	1
Prelim Prot Order	PP	3	1	3	2	1
Unlawful Detainer	UD	5	3	8	8	-
Warrant in Debt	WD	39	36	50	40	10
Civil Total		74	43	91	77	14
Powhatan Totals		381	568	670	370	300



		<u>Filings</u>	<u>Hearings</u>	<u>Transactions</u>	<u>Concluded</u>	<u>Cont</u>
<u>Criminal</u>						
Capias	CA	3	11	11	4	7
Civil Violation	CV	6	12	12	6	6
Felony	F	27	60	60	20	40
Misdemeanor	M	41	146	147	63	84
Show Cause	SC	3	8	8	2	6
Criminal Total		80	237	238	95	143
<u>Traffic</u>						
Capias	CA	1	1	1	0	1
Felony	F	0	2	2	2	-
Infraction	I	300	270	378	279	99
Misdemeanor	M	41	101	101	42	59
Traffic Total		342	374	482	323	159
<u>Civil</u>						
Admin License	AL	9	0	9	9	-
Garnishment	GA	16	4	20	16	4
Impoundment	IM	1	0	1	1	-
Other	OT	2	0	2	2	-
Protective Order	PO	2	1	2	1	1
Prelim Prot Order	PP	1	0	1	1	-
Petition-Restore Arms	PR	0	0	1	1	-
Tenants Assertion	TA	1	0	1	1	-
Unlawful Detainer	UD	7	7	8	5	3
Warrant in Debt	WD	42	34	51	37	14
Civil Total		81	46	96	74	22
Powhatan Totals		503	657	816	492	324



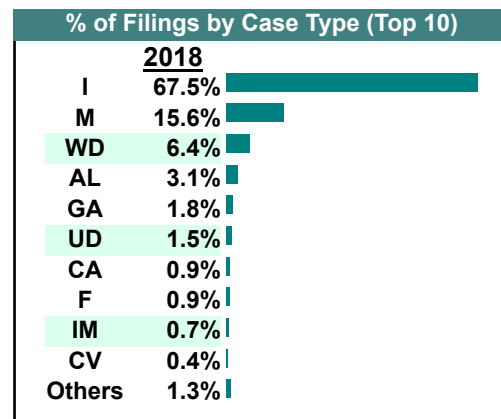
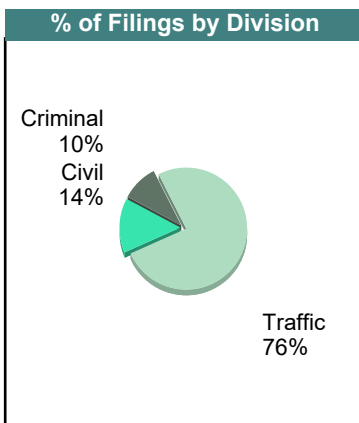
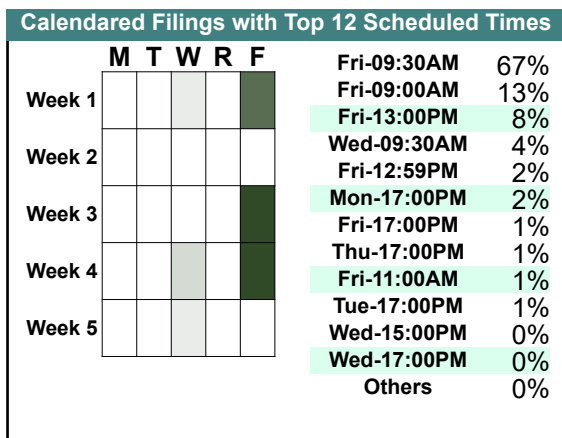
CASELOAD STATISTICS OF THE GENERAL DISTRICT COURTS

January 2018

Powhatan

District: 11

		<u>Filings</u>	<u>Hearings</u>	<u>Transactions</u>	<u>Concluded</u>	<u>Cont</u>
<u>Criminal</u>						
Capias	CA	3	9	9	2	7
Civil Violation	CV	2	2	2	1	1
Felony	F	3	64	64	46	18
Misdemeanor	M	36	109	109	38	71
Show Cause	SC	0	2	2	2	-
Criminal Total		44	186	186	89	97
<u>Traffic</u>						
Capias	CA	1	2	2	1	1
Felony	F	1	4	4	0	4
Infraction	I	308	317	418	327	91
Misdemeanor	M	35	107	107	50	57
Show Cause	SC	1	4	4	2	2
Traffic Total		346	434	535	380	155
<u>Civil</u>						
Admin License	AL	14	0	14	14	-
Garnishment	GA	8	0	9	9	-
Interrogatory-Not	IC	2	0	2	2	-
Impoundment	IM	3	0	3	3	-
Prelim Prot Order	PP	2	0	2	2	-
Show Cause	SC	1	0	1	1	-
Unlawful Detainer	UD	7	2	7	6	1
Warrant in Debt	WD	29	33	39	29	10
Civil Total		66	35	77	66	11
Powhatan Totals		456	655	798	535	263



Filings by Court & Division

	Amelia	Dinwiddie	Nottoway	Petersburg	Powhatan	Total	
C	Misdemeanor	280 7%	750 19%	478 12%	2,055 51%	453 11%	4,016
	Felony	120 7%	280 16%	192 11%	1,017 58%	157 9%	1,766
	Capias	19 4%	52 12%	29 7%	303 69%	34 8%	437
	Show Cause	23 8%	29 10%	27 10%	163 59%	36 13%	278
	Civil Violation	10 9%	18 16%	9 8%	48 43%	27 24%	112
	Motion	- 0%	- 0%	1 100%	- 0%	- 0%	1
	Total	452 7%	1,129 17%	736 11%	3,586 54%	707 11%	6,610
T	Infraction	2,228 8%	6,834 23%	3,572 12%	13,838 47%	2,897 10%	29,369
	Misdemeanor	403 4%	3,515 38%	820 9%	4,022 44%	463 5%	9,223
	Capias	19 4%	75 18%	25 6%	291 68%	18 4%	428
	Show Cause	11 7%	14 9%	20 14%	94 64%	9 6%	148
	Restricted O/L	1 1%	18 16%	- 0%	85 76%	8 7%	112
	Felony	5 6%	2 2%	15 19%	55 68%	4 5%	81
	Other	- 0%	- 0%	- 0%	33 100%	- 0%	33
	Civil Violation	1 20%	- 0%	- 0%	4 80%	- 0%	5
	Total	2,668 7%	10,458 27%	4,452 11%	18,422 47%	3,399 9%	39,399
V	Warrant in Debt	199 4%	674 12%	590 10%	3,701 66%	474 8%	5,638
	Unlawful Detainer	35 1%	476 10%	138 3%	4,241 85%	88 2%	4,978
	Garnishment	90 2%	334 8%	217 5%	3,529 81%	178 4%	4,348
	Detinue	5 1%	12 3%	79 22%	254 72%	5 1%	355
	Admin License	30 14%	34 16%	23 11%	33 15%	97 45%	217
	Prelim Prot Order	2 1%	32 22%	11 7%	90 61%	12 8%	147
	Protective Order	4 4%	6 5%	11 10%	85 75%	8 7%	114

	Amelia	Dinwiddie	Nottoway	Petersburg	Powhatan	Total
V Show Cause	1	3	9	59	3	75
	1%	4%	12%	79%	4%	
Interrogatory	1	5	16	41	-	63
	2%	8%	25%	65%	0%	
Other	-	-	-	51	6	57
	0%	0%	0%	89%	11%	
Motion for Judgment	5	-	2	45	-	52
	10%	0%	4%	87%	0%	
Bond Forfeiture	3	7	3	32	-	45
	7%	16%	7%	71%	0%	
Impoundment	7	9	2	7	19	44
	16%	20%	5%	16%	43%	
Abstract	3	9	9	14	8	43
	7%	21%	21%	33%	19%	
Tenants Assertion	-	1	1	22	4	28
	0%	4%	4%	79%	14%	
Petition-Restore Arms	-	3	-	2	2	7
	0%	43%	0%	29%	29%	
Interrogatory-Not	-	-	-	-	4	4
	0%	0%	0%	0%	100%	
Counter Claim	-	-	1	2	-	3
	0%	0%	33%	67%	0%	
Overweight	1	-	2	-	-	3
	33%	0%	67%	0%	0%	
Capias	1	-	-	1	-	2
	50%	0%	0%	50%	0%	
Zoning Viol	-	-	-	-	1	1
	0%	0%	0%	0%	100%	
Total	387	1,605	1,114	12,209	909	16,224
	2%	10%	7%	75%	6%	
Total	3,507	13,192	6,302	34,217	5,015	62,233
	6%	21%	10%	55%	8%	

CASELOAD STATISTICS OF THE GENERAL DISTRICT COURTS

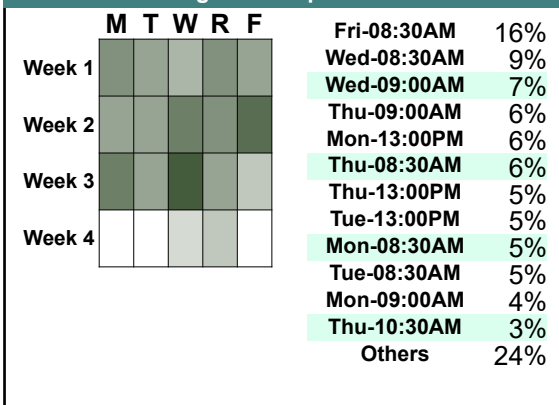
December 2018

Chesterfield

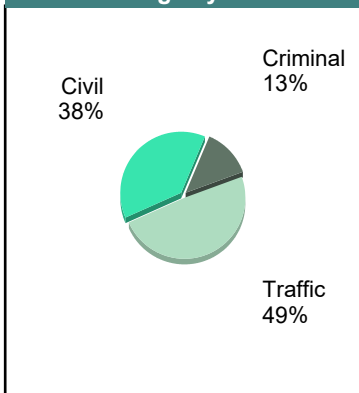
District: 12

		<u>Filings</u>	<u>Hearings</u>	<u>Transactions</u>	<u>Concluded</u>	<u>Cont</u>
<u>Criminal</u>						
Capias	CA	89	280	281	107	174
Civil Violation	CV	6	7	7	4	3
Felony	F	308	948	948	237	711
Misdemeanor	M	477	1,232	1,236	435	801
Motion	MO	5	5	5	5	-
Show Cause	SC	34	53	53	33	20
Criminal Total		919	2,525	2,530	821	1,709
<u>Traffic</u>						
Capias	CA	77	230	230	92	138
Civil Violation	CV	12	26	26	11	15
Felony	F	17	75	75	21	54
Infraction	I	2,244	2,338	3,145	2,280	865
Misdemeanor	M	1,061	2,385	2,430	1,090	1,340
Motion	MO	15	18	18	16	2
Restricted O/L	RL	8	11	11	8	3
Show Cause	SC	17	35	35	20	15
Traffic Total		3,451	5,118	5,970	3,538	2,432
<u>Civil</u>						
Abstract	AJ	14	0	14	14	-
Admin License	AL	60	0	60	60	-
Bond Forfeiture	BF	6	9	14	7	7
Capias	CA	11	3	11	8	3
Counter Claim	CC	1	2	2	1	1
Detinue	DT	14	13	17	9	8
Garnishment	GA	752	311	999	688	311
Interrogatory-Not	IC	3	0	3	3	-
Impoundment	IM	8	0	8	8	-
Interrogatory	IN	25	65	82	17	65
Motion for Judgment	MJ	13	26	38	16	22
Other	OT	4	1	5	4	1
Protective Order	PO	23	8	29	21	8
Prelim Prot Order	PP	21	9	30	21	9
Show Cause	SC	37	34	57	26	31
Tenants Assertion	TA	1	1	5	4	1
Unlawful Detainer	UD	600	481	704	524	180
Warrant in Debt	WD	1,100	1,168	1,488	1,018	470
Civil Total		2,693	2,131	3,566	2,449	1,117
Chesterfield Totals		7,063	9,774	12,066	6,808	5,258

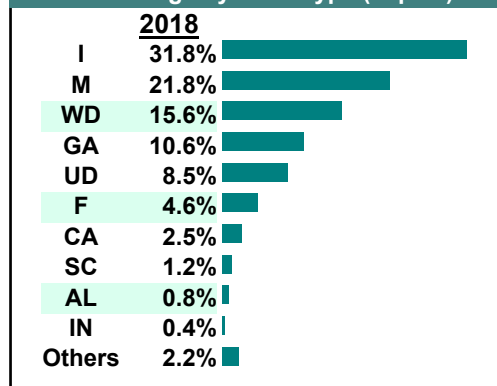
Calendared Filings with Top 12 Scheduled Times



% of Filings by Division



% of Filings by Case Type (Top 10)



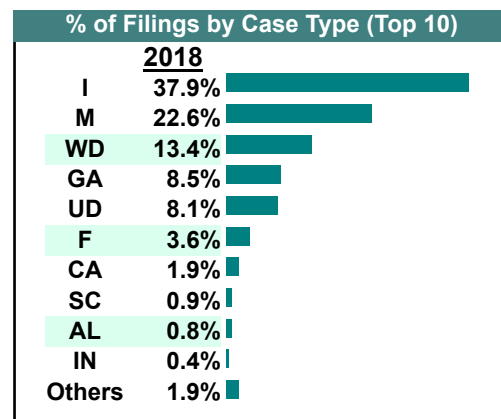
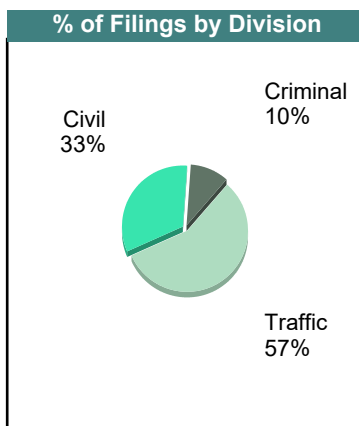
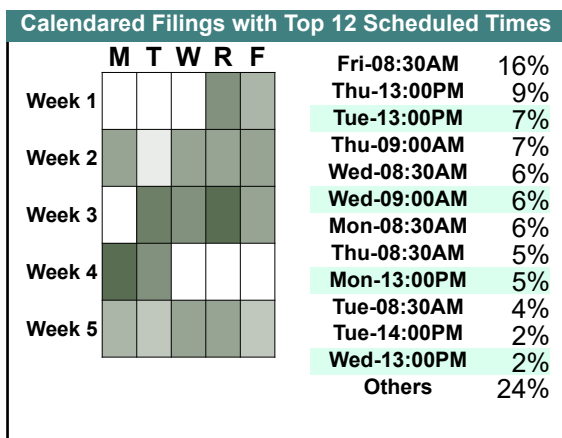
CASELOAD STATISTICS OF THE GENERAL DISTRICT COURTS

November 2018

Chesterfield

District: 12

		Filings	Hearings	Transactions	Concluded	Cont
<u>Criminal</u>						
Capias	CA	82	255	255	81	174
Civil Violation	CV	0	1	1	1	-
Felony	F	260	929	929	292	637
Misdemeanor	M	439	1,084	1,096	420	676
Motion	MO	8	8	8	8	-
Show Cause	SC	29	42	42	21	21
Criminal Total		818	2,319	2,331	823	1,508
<u>Traffic</u>						
Capias	CA	69	223	223	80	143
Civil Violation	CV	10	21	21	12	9
Felony	F	24	78	78	21	57
Infraction	I	2,976	2,741	3,699	2,869	830
Misdemeanor	M	1,341	2,485	2,529	1,220	1,309
Motion	MO	19	19	19	18	1
Restricted O/L	RL	18	18	18	18	-
Show Cause	SC	11	24	24	12	12
Traffic Total		4,468	5,609	6,611	4,250	2,361
<u>Civil</u>						
Abstract	AJ	12	0	12	12	-
Admin License	AL	64	0	64	64	-
Bond Forfeiture	BF	2	3	4	2	2
Capias	CA	0	1	2	1	1
Counter Claim	CC	4	4	5	3	2
Detinue	DT	8	15	21	16	5
Garnishment	GA	672	181	836	655	181
Interrogatory-Not	IC	5	0	5	5	-
Impoundment	IM	5	0	5	5	-
Interrogatory	IN	31	25	63	38	25
Motion for Judgment	MJ	7	19	32	15	17
Overweight	OC	0	0	1	1	-
Other	OT	5	2	6	4	1
Protective Order	PO	20	3	22	19	3
Prelim Prot Order	PP	23	5	26	21	5
Petition-Restore Arms	PR	1	0	1	1	-
Show Cause	SC	28	21	48	33	15
Tenants Assertion	TA	4	5	9	4	5
Unlawful Detainer	UD	633	434	719	653	66
Warrant in Debt	WD	1,052	1,165	1,532	1,097	435
Civil Total		2,576	1,883	3,413	2,649	763
Chesterfield Totals		7,862	9,811	12,355	7,722	4,632



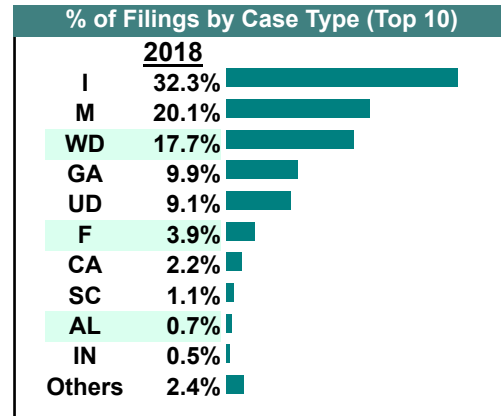
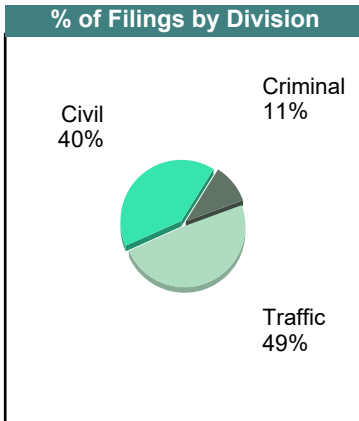
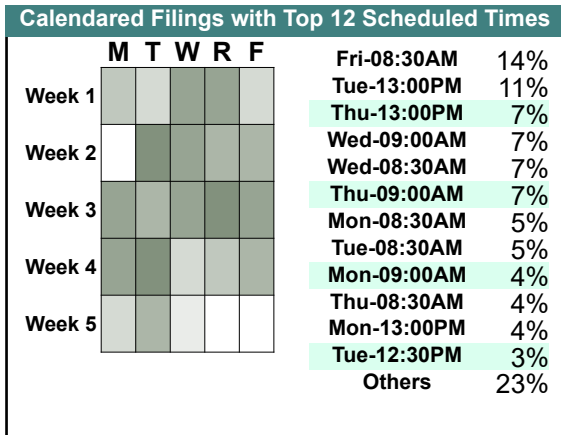
CASELOAD STATISTICS OF THE GENERAL DISTRICT COURTS

October 2018

Chesterfield

District: 12

		<u>Filings</u>	<u>Hearings</u>	<u>Transactions</u>	<u>Concluded</u>	<u>Cont</u>
<u>Criminal</u>						
Capias	CA	94	298	298	101	197
Civil Violation	CV	7	9	9	9	-
Felony	F	272	1,012	1,012	341	671
Misdemeanor	M	409	1,215	1,226	481	745
Motion	MO	5	6	6	6	-
Show Cause	SC	22	47	47	29	18
Criminal Total		809	2,587	2,598	967	1,631
<u>Traffic</u>						
Capias	CA	76	250	250	107	143
Civil Violation	CV	9	20	20	14	6
Felony	F	30	95	95	31	64
Infraction	I	2,480	2,361	3,297	2,386	911
Misdemeanor	M	1,134	2,333	2,399	1,152	1,247
Motion	MO	10	10	10	10	-
Restricted O/L	RL	14	15	15	14	1
Show Cause	SC	11	30	30	13	17
Traffic Total		3,764	5,114	6,116	3,727	2,389
<u>Civil</u>						
Abstract	AJ	18	0	18	18	-
Admin License	AL	56	0	56	56	-
Bond Forfeiture	BF	1	2	4	3	1
Capias	CA	2	0	2	2	-
Counter Claim	CC	2	2	4	2	2
Detinue	DT	22	13	28	17	11
Garnishment	GA	763	189	953	764	189
Interrogatory-Not	IC	9	0	9	9	-
Impoundment	IM	7	0	7	7	-
Interrogatory	IN	38	58	93	35	58
Motion for Judgment	MJ	31	36	56	30	26
Overweight	OC	1	1	1	0	1
Other	OT	5	1	6	5	1
Protective Order	PO	19	4	25	21	4
Prelim Prot Order	PP	22	5	28	23	5
Show Cause	SC	48	31	68	40	28
Tenants Assertion	TA	5	3	6	3	3
Third Party Claim	TH	0	1	1	1	-
Unlawful Detainer	UD	696	464	773	681	92
Warrant in Debt	WD	1,363	1,430	1,872	1,397	475
Civil Total		3,108	2,240	4,010	3,114	896
Chesterfield Totals		7,681	9,941	12,724	7,808	4,916



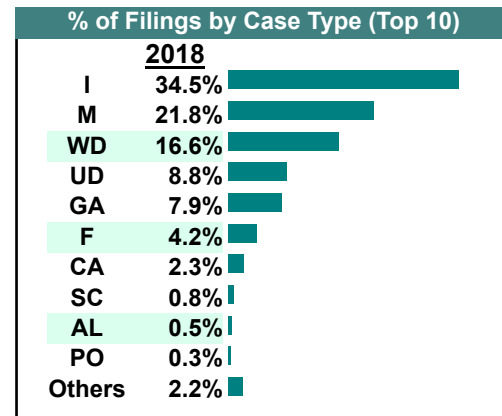
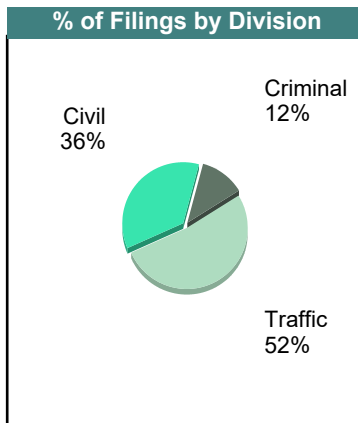
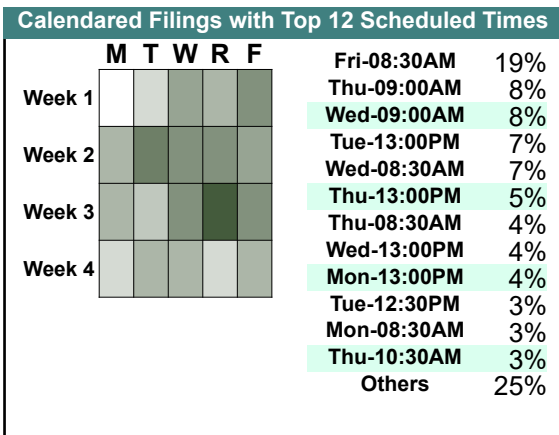
CASELOAD STATISTICS OF THE GENERAL DISTRICT COURTS

September 2018

Chesterfield

District: 12

		Filings	Hearings	Transactions	Concluded	Cont
<u>Criminal</u>						
Capias	CA	89	277	277	111	166
Civil Violation	CV	8	10	10	7	3
Felony	F	287	999	999	300	699
Misdemeanor	M	436	1,178	1,191	505	686
Motion	MO	5	6	6	5	1
Show Cause	SC	28	52	52	26	26
Criminal Total		853	2,522	2,535	954	1,581
<u>Traffic</u>						
Capias	CA	76	251	251	97	154
Civil Violation	CV	13	23	23	12	11
Felony	F	16	72	72	20	52
Infraction	I	2,475	2,324	3,229	2,541	687
Misdemeanor	M	1,125	2,275	2,351	1,170	1,181
Motion	MO	9	10	10	9	1
Other	O	1	1	1	1	-
Restricted O/L	RL	13	15	15	14	1
Show Cause	SC	14	43	43	23	20
Traffic Total		3,742	5,014	5,995	3,887	2,107
<u>Civil</u>						
Abstract	AJ	5	0	5	5	-
Admin License	AL	35	0	35	35	-
Bond Forfeiture	BF	10	8	15	8	7
Capias	CA	1	1	1	0	1
Counter Claim	CC	2	2	3	1	2
Detinue	DT	20	15	26	18	8
Garnishment	GA	570	148	668	520	148
Interrogatory-Not	IC	2	0	2	2	-
Impoundment	IM	10	0	10	10	-
Interrogatory	IN	23	34	46	12	34
Motion for Judgment	MJ	10	14	23	11	12
Other	OT	5	0	5	5	-
Protective Order	PO	25	3	35	32	3
Prelim Prot Order	PP	20	6	24	18	6
Petition-Restore Arms	PR	0	0	1	1	-
Show Cause	SC	18	14	26	13	13
Tenants Assertion	TA	3	2	5	3	2
Unlawful Detainer	UD	633	413	689	638	51
Warrant in Debt	WD	1,189	1,230	1,592	1,187	405
Civil Total		2,581	1,890	3,211	2,519	692
Chesterfield Totals		7,176	9,426	11,741	7,360	4,380



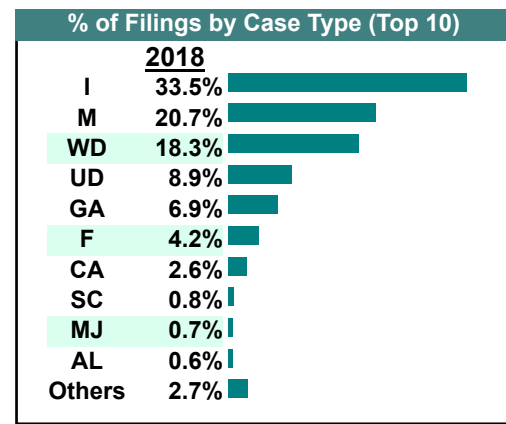
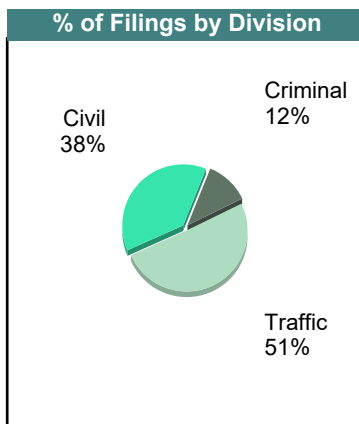
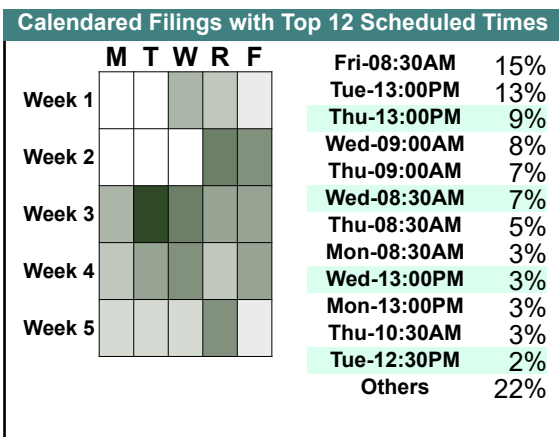
CASELOAD STATISTICS OF THE GENERAL DISTRICT COURTS

August 2018

Chesterfield

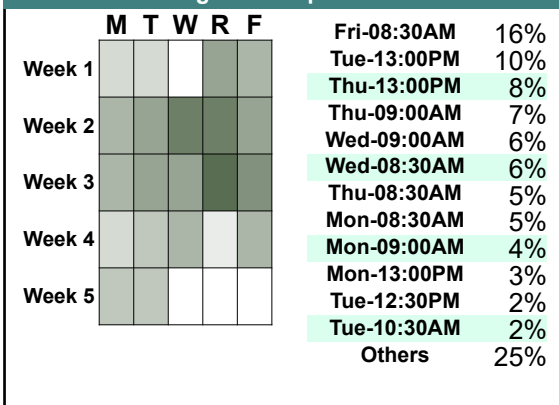
District: 12

		Filings	Hearings	Transactions	Concluded	Cont
<u>Criminal</u>						
Capias	CA	106	299	299	113	186
Civil Violation	CV	4	6	6	3	3
Felony	F	294	1,041	1,041	336	705
Misdemeanor	M	455	1,251	1,253	450	803
Motion	MO	8	8	8	7	1
Show Cause	SC	20	37	37	20	17
Criminal Total		887	2,642	2,644	929	1,715
<u>Traffic</u>						
Capias	CA	94	298	298	107	191
Civil Violation	CV	13	26	26	9	17
Felony	F	30	85	85	27	58
Infraction	I	2,552	2,350	3,333	2,515	818
Misdemeanor	M	1,127	2,211	2,261	1,070	1,191
Motion	MO	24	24	24	24	-
Other	O	2	2	2	2	-
Restricted O/L	RL	10	10	10	9	1
Show Cause	SC	14	40	40	12	28
Traffic Total		3,866	5,046	6,079	3,775	2,304
<u>Civil</u>						
Abstract	AJ	13	0	14	14	-
Admin License	AL	49	0	49	49	-
Bond Forfeiture	BF	5	4	7	4	3
Counter Claim	CC	0	0	2	2	-
Detinue	DT	5	3	10	7	3
Garnishment	GA	527	114	660	546	113
Interrogatory-Not	IC	17	0	17	17	-
Impoundment	IM	10	0	10	10	-
Interrogatory	IN	31	51	80	29	51
Motion for Judgment	MJ	52	48	63	40	23
Other	OT	11	2	12	10	2
Protective Order	PO	20	9	24	15	9
Prelim Prot Order	PP	27	9	37	28	9
Show Cause	SC	29	19	37	24	13
Tenants Assertion	TA	5	2	7	5	2
Third Party Claim	TH	1	0	1	1	-
Unlawful Detainer	UD	677	429	765	689	76
Warrant in Debt	WD	1,395	1,444	1,844	1,416	428
Civil Total		2,874	2,134	3,639	2,906	732
Chesterfield Totals		7,627	9,822	12,362	7,610	4,751

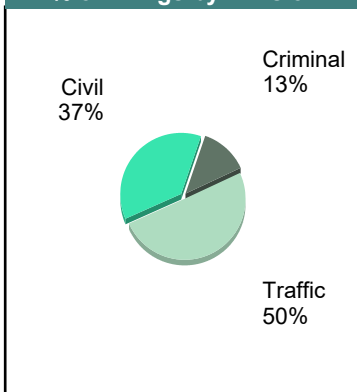


		Filings	Hearings	Transactions	Concluded	Cont
<u>Criminal</u>						
Capias	CA	103	319	319	113	206
Civil Violation	CV	6	8	8	6	2
Felony	F	325	1,110	1,110	339	771
Misdemeanor	M	509	1,335	1,347	533	814
Motion	MO	6	6	6	6	-
Show Cause	SC	25	49	49	27	22
Criminal Total		974	2,827	2,839	1,024	1,815
<u>Traffic</u>						
Capias	CA	88	256	256	80	176
Civil Violation	CV	7	30	30	21	9
Felony	F	13	91	91	36	55
Infraction	I	2,549	2,342	3,323	2,515	808
Misdemeanor	M	1,178	2,352	2,394	1,138	1,256
Motion	MO	15	15	15	15	-
Other	O	1	2	2	2	-
Restricted O/L	RL	14	14	14	14	-
Show Cause	SC	15	32	32	11	21
Traffic Total		3,880	5,134	6,157	3,832	2,325
<u>Civil</u>						
Abstract	AJ	7	1	8	7	1
Admin License	AL	62	0	62	62	-
Bond Forfeiture	BF	7	6	12	8	4
Capias	CA	1	0	1	1	-
Counter Claim	CC	1	0	7	7	-
Detinue	DT	21	21	27	19	8
Garnishment	GA	582	141	782	641	141
Interrogatory-Not	IC	2	0	2	2	-
Impoundment	IM	9	0	9	9	-
Interrogatory	IN	20	19	40	21	19
Motion for Judgment	MJ	17	29	38	15	23
Other	OT	8	1	8	8	-
Protective Order	PO	24	7	37	30	7
Prelim Prot Order	PP	18	4	28	24	4
Petition-Restore Arms	PR	1	1	2	1	1
Show Cause	SC	28	12	36	29	7
Tenants Assertion	TA	1	1	2	1	1
Third Party Claim	TH	1	2	3	1	2
Unlawful Detainer	UD	662	425	725	657	68
Warrant in Debt	WD	1,386	1,392	1,746	1,316	430
Civil Total		2,858	2,062	3,575	2,859	716
Chesterfield Totals		7,712	10,023	12,571	7,715	4,856

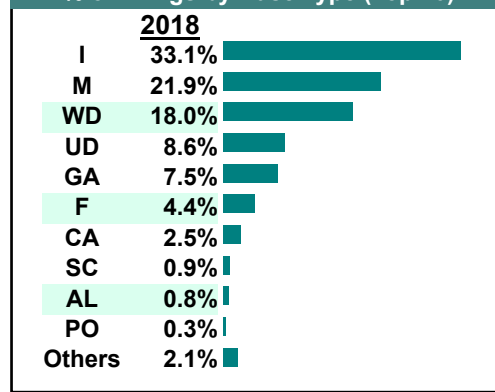
Calendared Filings with Top 12 Scheduled Times



% of Filings by Division



% of Filings by Case Type (Top 10)



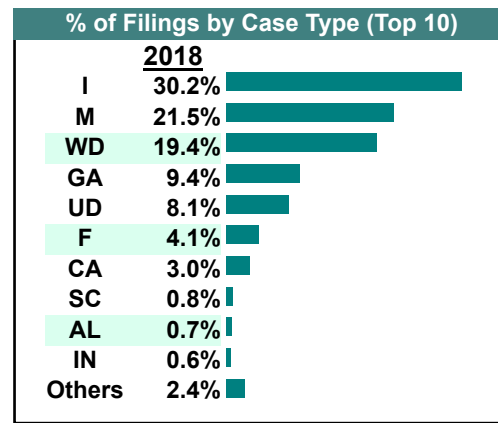
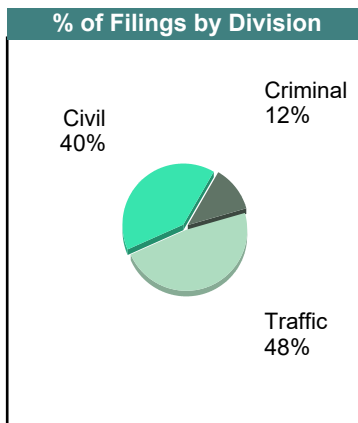
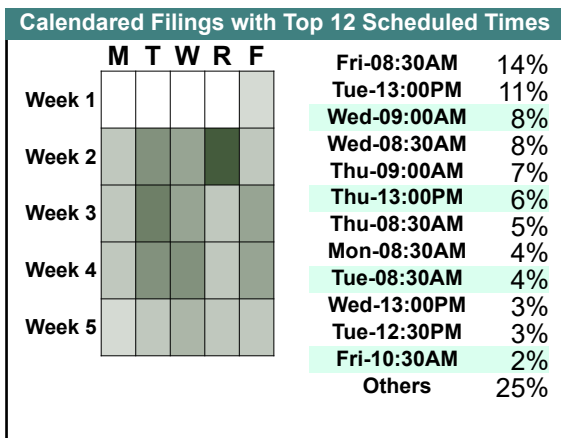
CASELOAD STATISTICS OF THE GENERAL DISTRICT COURTS

June 2018

Chesterfield

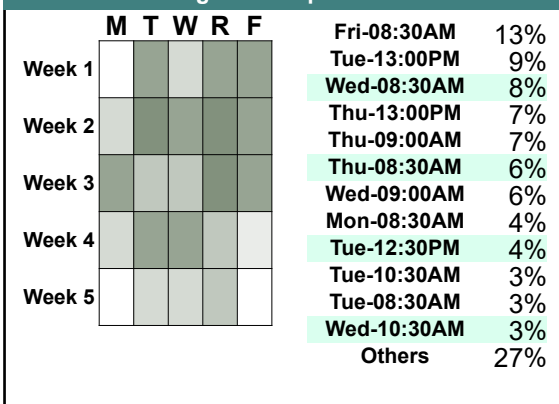
District: 12

		<u>Filings</u>	<u>Hearings</u>	<u>Transactions</u>	<u>Concluded</u>	<u>Cont</u>
<u>Criminal</u>						
Capias	CA	115	355	355	125	230
Civil Violation	CV	2	3	3	2	1
Felony	F	264	1,149	1,149	366	783
Misdemeanor	M	469	1,375	1,388	592	796
Motion	MO	11	12	12	12	-
Show Cause	SC	19	47	47	21	26
Criminal Total		880	2,941	2,954	1,118	1,836
<u>Traffic</u>						
Capias	CA	98	283	283	115	168
Civil Violation	CV	7	34	34	13	21
Felony	F	33	102	102	21	81
Infraction	I	2,163	2,212	3,136	2,368	768
Misdemeanor	M	1,072	2,314	2,380	1,141	1,239
Motion	MO	17	18	18	17	1
Other	O	1	1	1	0	1
Restricted O/L	RL	11	11	11	11	-
Show Cause	SC	20	43	43	20	23
Traffic Total		3,422	5,018	6,008	3,706	2,302
<u>Civil</u>						
Abstract	AJ	7	1	9	8	1
Admin License	AL	49	0	49	49	-
Bond Forfeiture	BF	5	4	11	8	3
Capias	CA	0	0	1	1	-
Counter Claim	CC	4	3	4	1	3
Detinue	DT	29	23	32	26	6
Garnishment	GA	674	209	843	634	209
Interrogatory-Not	IC	4	0	19	19	-
Impoundment	IM	10	0	10	10	-
Interrogatory	IN	43	51	84	33	51
Motion for Judgment	MJ	5	10	20	10	10
Other	OT	6	0	6	6	-
Protective Order	PO	19	8	35	27	8
Prelim Prot Order	PP	29	17	40	23	17
Petition-Restore Arms	PR	0	1	1	0	1
Show Cause	SC	19	8	26	20	6
Tenants Assertion	TA	1	0	3	3	-
Third Party Claim	TH	1	0	1	1	-
Unlawful Detainer	UD	578	376	632	571	61
Warrant in Debt	WD	1,388	1,335	1,711	1,292	419
Civil Total		2,871	2,046	3,537	2,742	795
Chesterfield Totals		7,173	10,005	12,499	7,566	4,933

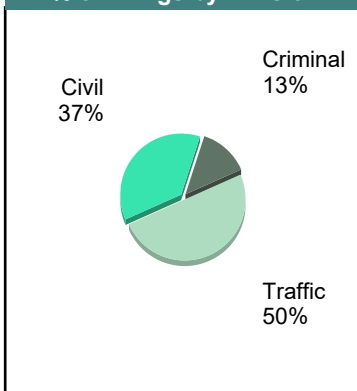


		Filings	Hearings	Transactions	Concluded	Cont
<u>Criminal</u>						
Capias	CA	124	342	342	130	212
Civil Violation	CV	4	4	4	3	1
Felony	F	311	1,135	1,135	399	736
Misdemeanor	M	498	1,276	1,289	498	791
Motion	MO	8	8	8	8	-
Show Cause	SC	18	42	42	24	18
Criminal Total		963	2,807	2,820	1,062	1,758
<u>Traffic</u>						
Capias	CA	102	276	276	91	185
Civil Violation	CV	6	30	30	10	20
Felony	F	30	89	89	23	66
Infraction	I	2,380	2,353	3,258	2,337	921
Misdemeanor	M	1,060	2,207	2,269	1,121	1,148
Motion	MO	20	20	20	20	-
Other	O	1	1	1	1	-
Restricted O/L	RL	21	21	21	21	-
Show Cause	SC	18	36	36	19	17
Traffic Total		3,638	5,033	6,000	3,643	2,357
<u>Civil</u>						
Abstract	AJ	24	0	24	24	-
Admin License	AL	44	0	44	44	-
Bond Forfeiture	BF	5	6	10	4	6
Capias	CA	2	1	2	1	1
Counter Claim	CC	1	1	2	1	1
Detinue	DT	15	8	19	18	1
Garnishment	GA	755	189	944	755	189
Interrogatory-Not	IC	20	1	22	21	1
Impoundment	IM	7	0	7	7	-
Interrogatory	IN	28	39	69	30	39
Motion for Judgment	MJ	8	18	23	8	15
Other	OT	12	0	13	13	-
Protective Order	PO	24	12	34	22	12
Prelim Prot Order	PP	32	8	43	35	8
Petition-Restore Arms	PR	2	1	2	1	1
Restricted O/L	RL	0	0	1	1	-
Show Cause	SC	32	11	40	32	8
Tenants Assertion	TA	3	3	4	1	3
Third Party Claim	TH	0	0	1	1	-
Unlawful Detainer	UD	545	345	597	546	51
Warrant in Debt	WD	1,116	1,156	1,502	1,150	351
Civil Total		2,675	1,799	3,403	2,715	687
Chesterfield Totals		7,276	9,639	12,223	7,420	4,802

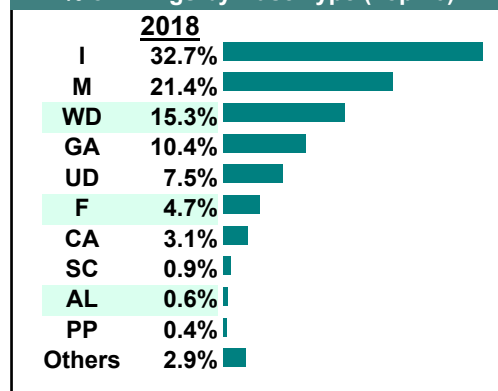
Calendared Filings with Top 12 Scheduled Times



% of Filings by Division

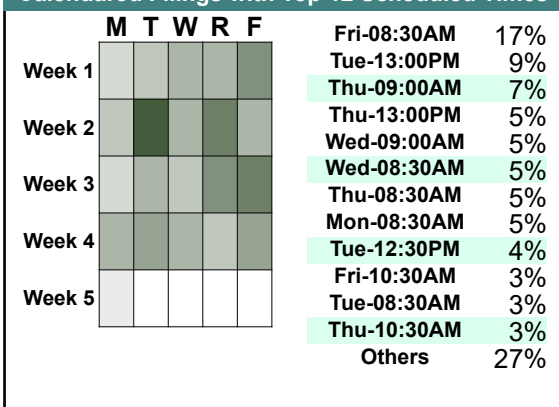


% of Filings by Case Type (Top 10)

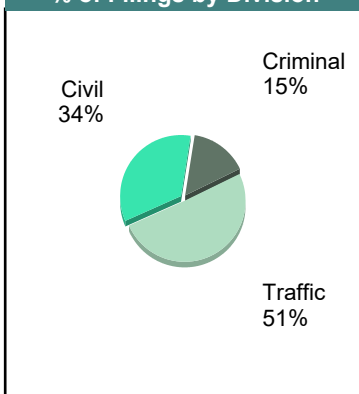


		Filings	Hearings	Transactions	Concluded	Cont
<u>Criminal</u>						
Capias	CA	112	346	346	131	215
Felony	F	369	1,108	1,108	338	770
Misdemeanor	M	517	1,208	1,218	469	749
Motion	MO	11	11	11	11	-
Show Cause	SC	21	42	42	21	21
Criminal Total		1,030	2,715	2,725	970	1,755
<u>Traffic</u>						
Capias	CA	71	240	240	114	126
Civil Violation	CV	9	35	35	14	21
Felony	F	23	61	61	22	39
Infraction	I	2,224	2,227	3,146	2,320	826
Misdemeanor	M	1,034	2,200	2,295	1,201	1,093
Motion	MO	27	28	28	28	-
Restricted O/L	RL	26	26	26	26	-
Show Cause	SC	14	28	28	13	15
Traffic Total		3,428	4,845	5,859	3,738	2,120
<u>Civil</u>						
Abstract	AJ	21	0	21	21	-
Admin License	AL	46	0	46	46	-
Bond Forfeiture	BF	4	3	7	4	3
Capias	CA	1	0	2	2	-
Counter Claim	CC	5	6	12	6	6
Custody Relief	CR	1	0	1	1	-
Detinue	DT	14	13	17	13	4
Garnishment	GA	545	157	713	556	157
Interrogatory-Not	IC	23	14	23	9	14
Impoundment	IM	8	0	8	8	-
Interrogatory	IN	18	18	34	16	18
Motion for Judgment	MJ	16	22	25	9	16
Overweight	OC	1	0	1	1	-
Other	OT	9	1	10	9	1
Protective Order	PO	20	8	22	14	8
Prelim Prot Order	PP	27	14	36	22	14
Petition-Restore Arms	PR	1	0	1	1	-
Show Cause	SC	19	10	25	17	8
Tenants Assertion	TA	1	1	1	0	1
Third Party Claim	TH	0	2	3	2	1
Unlawful Detainer	UD	539	352	598	542	56
Warrant in Debt	WD	999	1,051	1,389	1,062	327
Civil Total		2,318	1,672	2,995	2,361	634
Chesterfield Totals		6,776	9,232	11,579	7,069	4,509

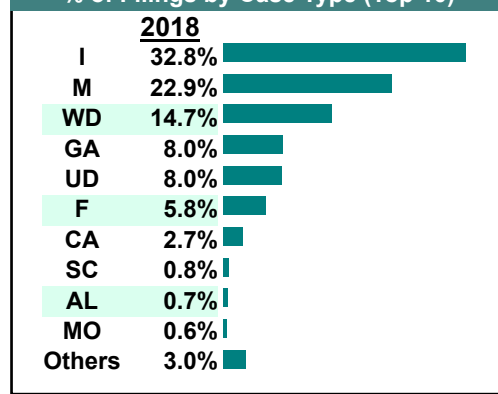
Calendared Filings with Top 12 Scheduled Times



% of Filings by Division



% of Filings by Case Type (Top 10)



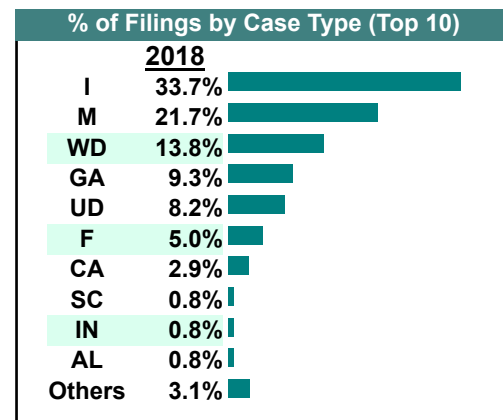
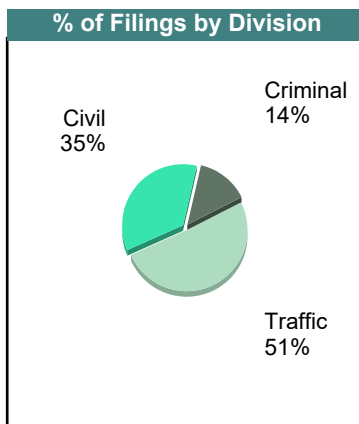
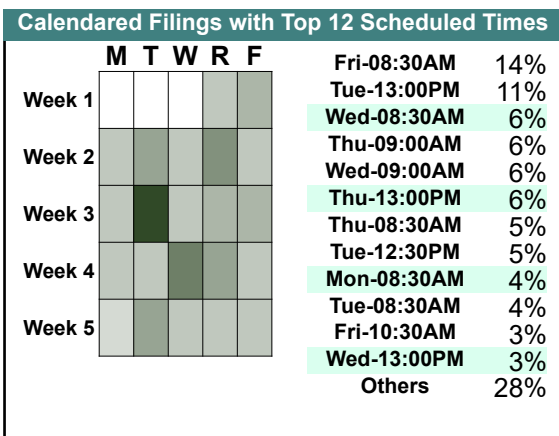
CASELOAD STATISTICS OF THE GENERAL DISTRICT COURTS

March 2018

Chesterfield

District: 12

		Filings	Hearings	Transactions	Concluded	Cont
<u>Criminal</u>						
Capias	CA	124	359	359	132	227
Civil Violation	CV	2	2	2	2	-
Felony	F	350	1,236	1,236	346	890
Misdemeanor	M	519	1,378	1,384	510	874
Motion	MO	7	9	9	6	3
Show Cause	SC	21	45	45	28	17
Criminal Total		1,023	3,029	3,035	1,024	2,011
<u>Traffic</u>						
Capias	CA	92	309	309	139	170
Civil Violation	CV	15	31	31	8	23
Felony	F	17	57	57	8	49
Infraction	I	2,491	2,638	3,592	2,640	952
Misdemeanor	M	1,085	2,526	2,581	1,299	1,282
Motion	MO	27	27	27	27	-
Other	O	1	1	1	1	-
Restricted O/L	RL	22	22	22	22	-
Show Cause	SC	19	54	54	30	24
Traffic Total		3,769	5,665	6,674	4,174	2,500
<u>Civil</u>						
Abstract	AJ	29	0	29	29	-
Admin License	AL	56	1	56	55	-
Bond Forfeiture	BF	7	9	11	5	6
Capias	CA	2	1	3	2	1
Counter Claim	CC	4	3	6	4	2
Custody Relief	CR	1	0	1	1	-
Detinue	DT	20	19	32	24	8
Garnishment	GA	690	177	852	675	177
Interrogatory-Not	IC	1	0	1	1	-
Impoundment	IM	18	0	18	18	-
Interrogatory	IN	58	43	84	41	43
Motion for Judgment	MJ	29	36	41	22	19
Other	OT	10	4	11	9	2
Protective Order	PO	23	10	35	25	10
Prelim Prot Order	PP	11	2	17	15	2
Petition-Restore Arms	PR	0	0	1	1	-
Restricted O/L	RL	2	1	2	1	1
Show Cause	SC	20	10	33	27	6
Tenants Assertion	TA	1	0	2	2	-
Third Party Claim	TH	1	2	3	2	1
Unlawful Detainer	UD	605	317	685	639	46
Warrant in Debt	WD	1,022	1,131	1,499	1,138	361
Civil Total		2,610	1,766	3,422	2,736	685
Chesterfield Totals		7,402	10,460	13,131	7,934	5,196



CASELOAD STATISTICS OF THE GENERAL DISTRICT COURTS


February 2018

Chesterfield

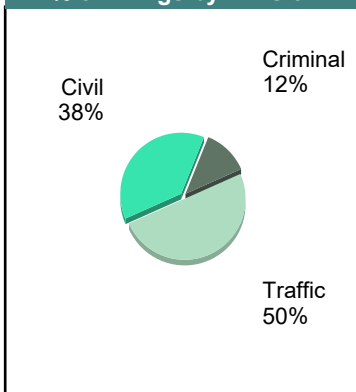
District: 12

		Filings	Hearings	Transactions	Concluded	Cont
<u>Criminal</u>						
Capias	CA	76	262	262	113	149
Civil Violation	CV	0	1	1	1	-
Felony	F	319	1,029	1,029	281	748
Misdemeanor	M	436	1,134	1,147	487	660
Motion	MO	9	9	9	9	-
Show Cause	SC	19	56	56	32	24
Criminal Total		859	2,491	2,504	923	1,581
<u>Traffic</u>						
Capias	CA	81	272	272	125	147
Civil Violation	CV	21	44	44	19	25
Felony	F	21	69	69	21	48
Infraction	I	2,241	2,199	3,144	2,322	822
Misdemeanor	M	1,065	2,313	2,369	1,145	1,223
Motion	MO	15	16	16	15	1
Restricted O/L	RL	15	15	15	15	-
Show Cause	SC	17	39	39	20	19
Traffic Total		3,476	4,967	5,968	3,682	2,285
<u>Civil</u>						
Abstract	AJ	4	0	4	4	-
Admin License	AL	50	0	50	50	-
Bond Forfeiture	BF	4	6	12	7	4
Capias	CA	1	1	1	0	1
Counter Claim	CC	1	0	1	1	-
Detinue	DT	27	18	29	20	9
Garnishment	GA	572	143	696	553	143
Interrogatory-Not	IC	8	0	8	8	-
Impoundment	IM	8	0	8	8	-
Interrogatory	IN	18	14	53	39	14
Motion for Judgment	MJ	25	30	40	24	16
Overweight	OC	1	0	1	1	-
Other	OT	5	0	5	5	-
Protective Order	PO	14	6	28	22	6
Prelim Prot Order	PP	30	3	35	32	3
Petition-Restore Arms	PR	0	1	2	1	1
Show Cause	SC	31	12	44	33	11
Tenants Assertion	TA	1	1	1	0	1
Third Party Claim	TH	1	1	3	2	1
Unlawful Detainer	UD	667	480	802	717	84
Warrant in Debt	WD	1,151	1,234	1,616	1,228	388
Civil Total		2,619	1,950	3,439	2,755	682
Chesterfield Totals		6,954	9,408	11,911	7,360	4,548

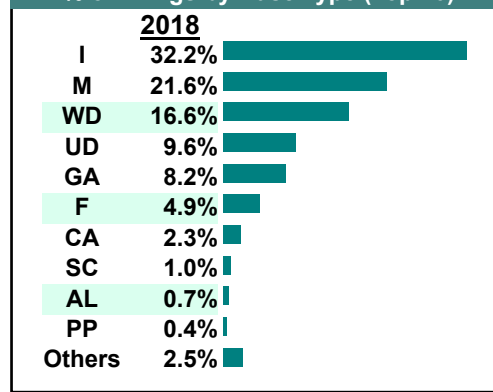
Calendared Filings with Top 12 Scheduled Times



% of Filings by Division



% of Filings by Case Type (Top 10)



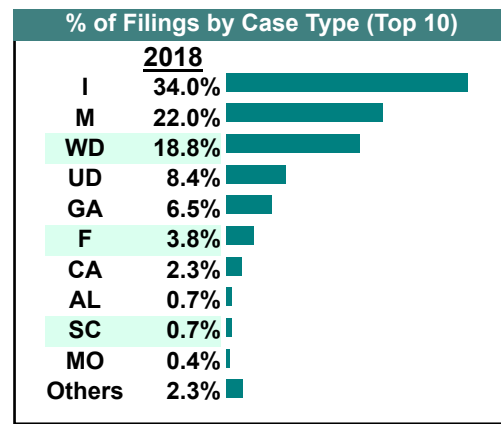
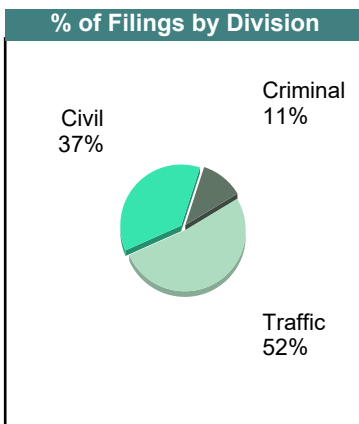
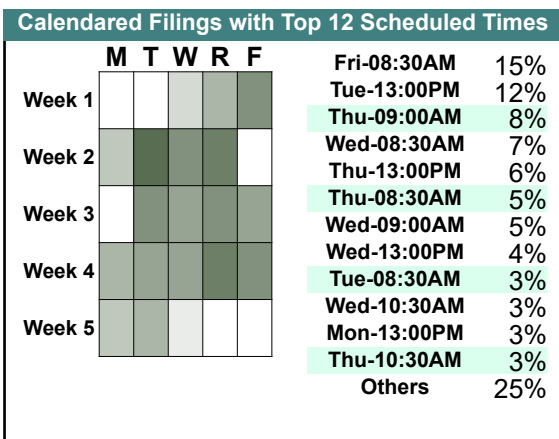
CASELOAD STATISTICS OF THE GENERAL DISTRICT COURTS

January 2018

Chesterfield

District: 12

		<u>Filings</u>	<u>Hearings</u>	<u>Transactions</u>	<u>Concluded</u>	<u>Cont</u>
<u>Criminal</u>						
Capias	CA	95	282	282	76	206
Civil Violation	CV	2	2	2	1	1
Felony	F	270	1,117	1,117	270	847
Misdemeanor	M	471	1,244	1,253	404	849
Motion	MO	11	11	11	11	-
Show Cause	SC	17	49	49	21	28
Criminal Total		866	2,705	2,714	783	1,931
<u>Traffic</u>						
Capias	CA	77	291	291	127	164
Civil Violation	CV	8	30	30	12	18
Felony	F	23	83	83	28	55
Infraction	I	2,587	2,759	3,786	2,732	1,053
Misdemeanor	M	1,207	2,650	2,713	1,221	1,492
Motion	MO	23	25	25	22	3
Restricted O/L	RL	12	12	12	12	-
Show Cause	SC	17	44	44	22	22
Traffic Total		3,954	5,894	6,984	4,176	2,807
<u>Civil</u>						
Abstract	AJ	12	0	12	12	-
Admin License	AL	55	0	55	55	-
Bond Forfeiture	BF	5	6	11	6	5
Counter Claim	CC	4	3	5	2	3
Detinue	DT	14	15	22	17	5
Garnishment	GA	491	290	797	507	290
Interrogatory-Not	IC	2	0	2	2	-
Impoundment	IM	13	0	13	13	-
Interrogatory	IN	21	40	71	31	40
Motion for Judgment	MJ	15	22	26	7	19
Other	OT	8	1	8	8	-
Protective Order	PO	32	33	51	18	33
Prelim Prot Order	PP	26	28	61	33	28
Petition-Restore Arms	PR	1	2	2	0	2
Show Cause	SC	21	18	30	15	15
Tenants Assertion	TA	1	2	4	2	2
Third Party Claim	TH	0	1	1	0	1
Unlawful Detainer	UD	641	525	762	570	192
Warrant in Debt	WD	1,429	1,626	1,994	1,254	740
Civil Total		2,791	2,612	3,927	2,552	1,375
Chesterfield Totals		7,611	11,211	13,625	7,511	6,113



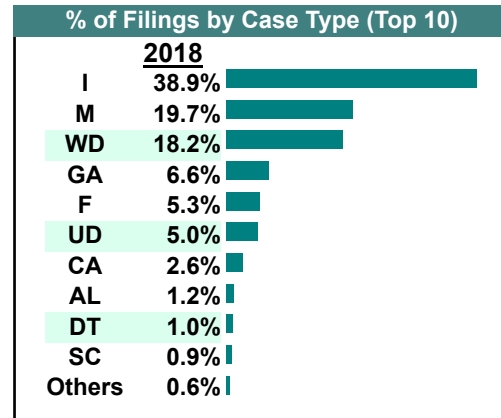
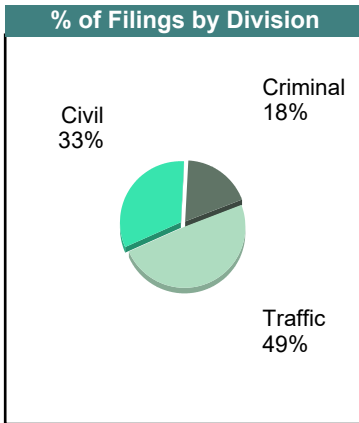
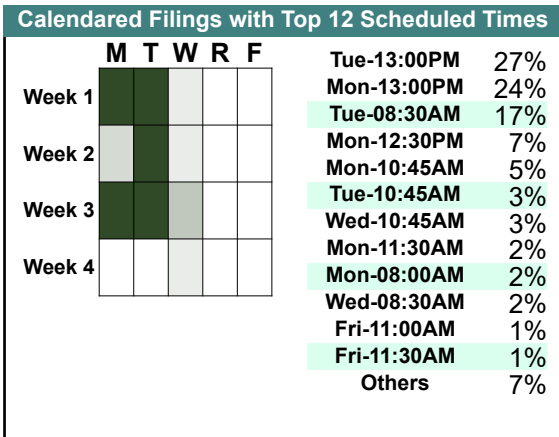
CASELOAD STATISTICS OF THE GENERAL DISTRICT COURTS

December 2018

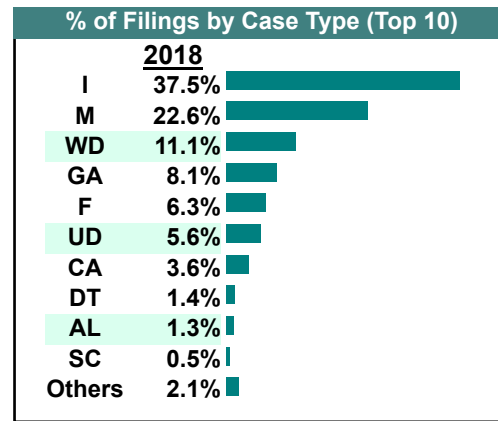
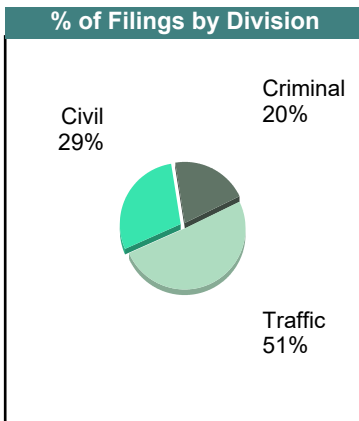
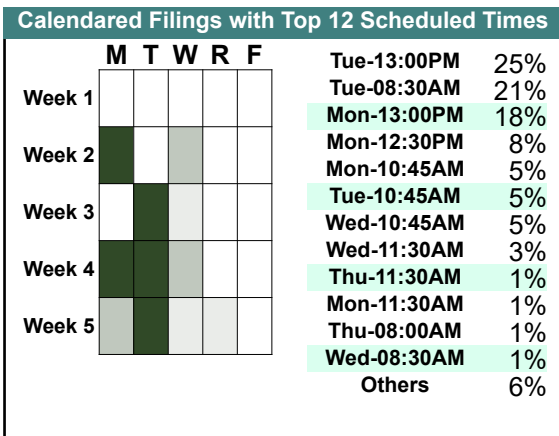
Colonial Heights

District: 12

		<u>Filings</u>	<u>Hearings</u>	<u>Transactions</u>	<u>Concluded</u>	<u>Cont</u>
<u>Criminal</u>						
Capias	CA	20	58	58	16	42
Civil Violation	CV	0	2	2	1	1
Felony	F	52	230	232	73	159
Misdemeanor	M	103	267	268	89	179
Show Cause	SC	6	18	18	3	15
Criminal Total		181	575	578	182	396
<u>Traffic</u>						
Capias	CA	6	25	25	13	12
Civil Violation	CV	0	1	1	1	-
Felony	F	0	1	1	0	1
Infraction	I	384	352	459	286	172
Misdemeanor	M	91	181	186	55	131
Restricted O/L	RL	1	1	1	1	-
Show Cause	SC	2	6	6	1	5
Traffic Total		484	567	679	357	321
<u>Civil</u>						
Admin License	AL	12	0	12	12	-
Detinue	DT	10	9	23	17	6
Garnishment	GA	65	18	81	63	18
Impoundment	IM	3	0	3	3	-
Interrogatory	IN	0	1	1	0	1
Other	OT	1	0	1	1	-
Protective Order	PO	0	0	2	2	-
Prelim Prot Order	PP	1	0	3	3	-
Show Cause	SC	1	0	2	2	-
Unlawful Detainer	UD	49	36	56	50	6
Warrant in Debt	WD	179	158	214	157	57
Civil Total		321	222	398	310	88
Colonial Heights Totals		986	1,364	1,655	849	805



		<u>Filings</u>	<u>Hearings</u>	<u>Transactions</u>	<u>Concluded</u>	<u>Cont</u>
<u>Criminal</u>						
Capias	CA	24	76	76	24	52
Civil Violation	CV	2	6	6	1	5
Felony	F	59	213	213	46	167
Misdemeanor	M	105	360	360	132	228
Motion	MO	1	1	1	1	-
Show Cause	SC	3	15	15	7	8
Criminal Total		194	671	671	211	460
<u>Traffic</u>						
Capias	CA	10	24	24	10	14
Civil Violation	CV	1	2	2	1	1
Felony	F	1	6	6	4	2
Infraction	I	358	345	474	376	98
Misdemeanor	M	111	227	229	117	112
Show Cause	SC	1	5	5	4	1
Traffic Total		482	609	740	512	228
<u>Civil</u>						
Abstract	AJ	2	0	2	2	-
Admin License	AL	12	0	12	12	-
Detinue	DT	13	23	29	8	21
Garnishment	GA	77	7	90	83	7
Impoundment	IM	2	0	2	2	-
Interrogatory	IN	2	1	3	2	1
Other	OT	4	0	4	4	-
Protective Order	PO	4	1	4	3	1
Prelim Prot Order	PP	2	1	5	4	1
Show Cause	SC	1	1	1	0	1
Unlawful Detainer	UD	53	52	70	61	9
Warrant in Debt	WD	106	102	144	113	31
Civil Total		278	188	366	294	72
Colonial Heights Totals		954	1,468	1,777	1,017	760



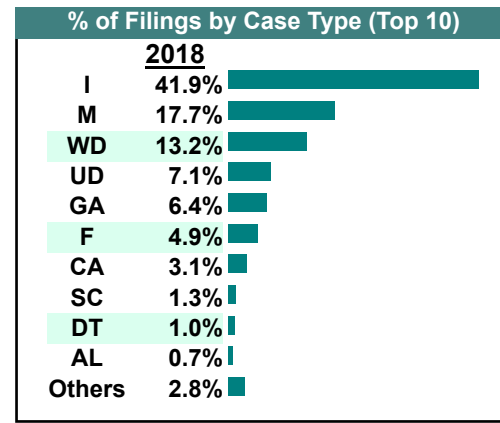
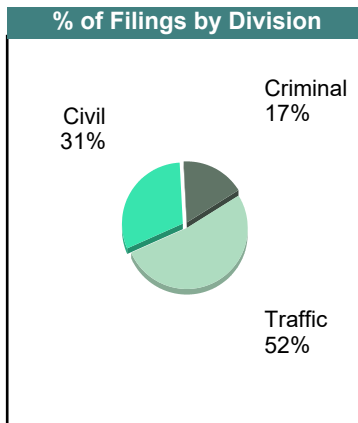
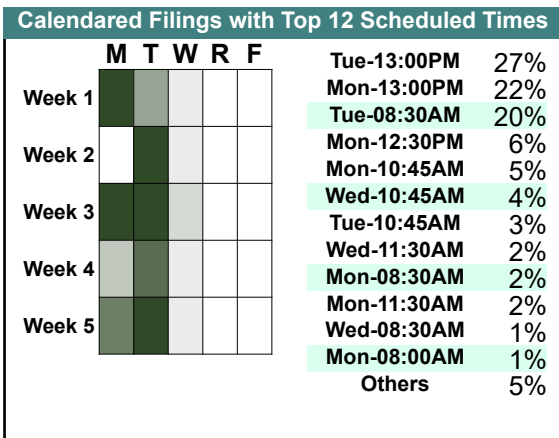
CASELOAD STATISTICS OF THE GENERAL DISTRICT COURTS

October 2018

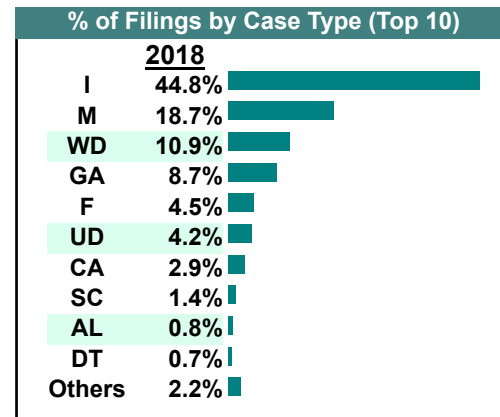
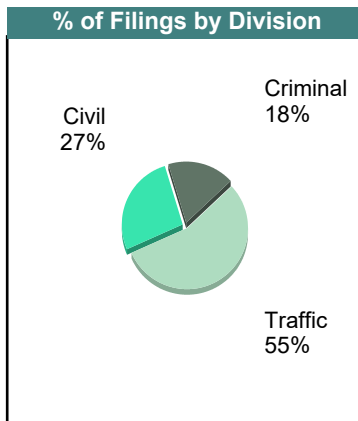
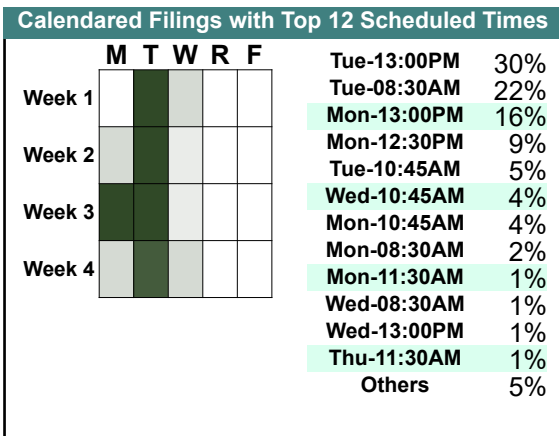
Colonial Heights

District: 12

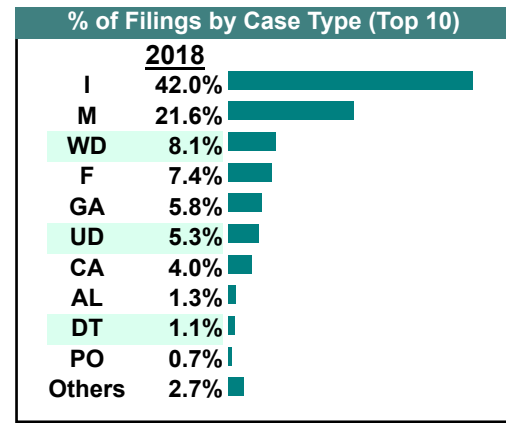
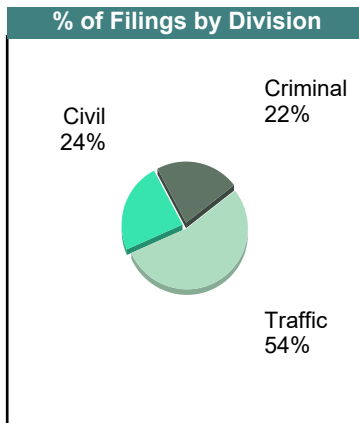
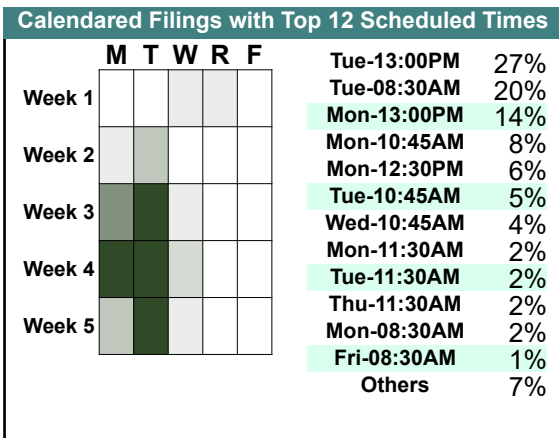
		<u>Filings</u>	<u>Hearings</u>	<u>Transactions</u>	<u>Concluded</u>	<u>Cont</u>
<u>Criminal</u>						
Capias	CA	29	108	108	44	64
Civil Violation	CV	3	8	8	4	4
Felony	F	55	237	239	60	179
Misdemeanor	M	98	334	335	102	233
Show Cause	SC	8	16	16	9	7
Criminal Total		193	703	706	219	487
<u>Traffic</u>						
Capias	CA	6	27	27	7	20
Civil Violation	CV	1	1	1	0	1
Felony	F	1	5	5	2	3
Infraction	I	480	481	651	530	121
Misdemeanor	M	105	236	237	109	128
Restricted O/L	RL	5	5	5	5	-
Show Cause	SC	2	5	5	0	5
Traffic Total		600	760	931	653	278
<u>Civil</u>						
Abstract	AJ	1	0	1	1	-
Admin License	AL	8	0	8	8	-
Bond Forfeiture	BF	1	0	1	1	-
Counter Claim	CC	1	0	1	1	-
Detinue	DT	12	14	23	13	10
Garnishment	GA	73	27	115	88	27
Impoundment	IM	5	0	5	5	-
Interrogatory	IN	2	1	4	3	1
Motion for Judgment	MJ	1	1	1	0	1
Other	OT	1	1	1	1	-
Protective Order	PO	3	2	6	4	2
Prelim Prot Order	PP	6	8	11	3	8
Show Cause	SC	5	2	7	7	-
Tenants Assertion	TA	2	3	4	2	2
Unlawful Detainer	UD	81	71	92	67	25
Warrant in Debt	WD	151	167	211	142	69
Civil Total		353	297	491	346	145
Colonial Heights Totals		1,146	1,760	2,128	1,218	910



		<u>Filings</u>	<u>Hearings</u>	<u>Transactions</u>	<u>Concluded</u>	<u>Cont</u>
<u>Criminal</u>						
Capias	CA	18	81	81	27	54
Civil Violation	CV	2	6	6	2	4
Felony	F	39	248	248	90	158
Misdemeanor	M	81	328	330	144	186
Motion	MO	1	1	1	1	-
Show Cause	SC	11	29	29	18	11
Criminal Total		152	693	695	282	413
<u>Traffic</u>						
Capias	CA	7	37	37	14	23
Civil Violation	CV	1	1	1	0	1
Felony	F	0	5	5	1	4
Infraction	I	385	378	515	383	132
Misdemeanor	M	80	210	212	105	107
Restricted O/L	RL	2	2	2	2	-
Show Cause	SC	0	3	3	2	1
Traffic Total		475	636	775	507	268
<u>Civil</u>						
Abstract	AJ	3	0	3	3	-
Admin License	AL	7	0	7	7	-
Detinue	DT	6	9	9	0	9
Garnishment	GA	75	27	90	63	27
Impoundment	IM	2	0	2	2	-
Other	OT	1	1	2	2	-
Protective Order	PO	4	1	6	5	1
Prelim Prot Order	PP	3	2	5	3	2
Show Cause	SC	1	1	1	0	1
Unlawful Detainer	UD	36	43	50	42	8
Warrant in Debt	WD	94	101	122	85	37
Civil Total		232	185	297	212	85
Colonial Heights Totals		859	1,514	1,767	1,001	766

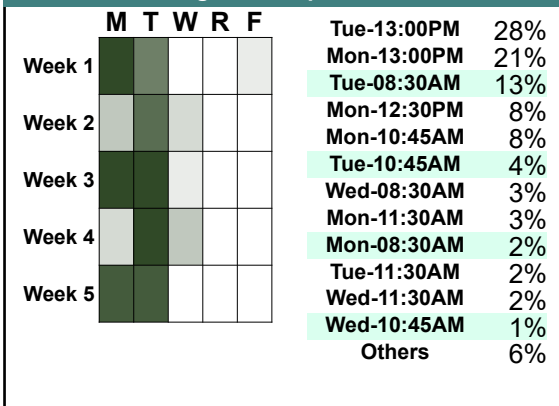


		<u>Filings</u>	<u>Hearings</u>	<u>Transactions</u>	<u>Concluded</u>	<u>Cont</u>
<u>Criminal</u>						
Capias	CA	31	105	105	46	59
Civil Violation	CV	2	7	7	2	5
Felony	F	63	259	260	79	181
Misdemeanor	M	98	304	306	121	185
Show Cause	SC	3	21	21	9	12
Criminal Total		197	696	699	257	442
<u>Traffic</u>						
Capias	CA	5	34	34	13	21
Felony	F	3	9	9	1	8
Infraction	I	375	347	469	323	146
Misdemeanor	M	95	204	205	81	124
Restricted O/L	RL	2	2	2	2	-
Show Cause	SC	2	3	3	0	3
Traffic Total		482	599	722	420	302
<u>Civil</u>						
Abstract	AJ	1	0	1	1	-
Admin License	AL	12	0	12	12	-
Bond Forfeiture	BF	1	0	1	1	-
Detinue	DT	10	4	10	7	3
Garnishment	GA	52	26	75	49	26
Impoundment	IM	1	0	1	1	-
Interrogatory	IN	3	2	4	2	2
Other	OT	2	1	2	1	1
Protective Order	PO	6	5	8	3	5
Prelim Prot Order	PP	6	6	13	7	6
Show Cause	SC	1	2	4	2	2
Unlawful Detainer	UD	47	42	53	38	15
Warrant in Debt	WD	72	91	144	97	47
Civil Total		214	179	328	221	107
Colonial Heights Totals		893	1,474	1,749	898	851

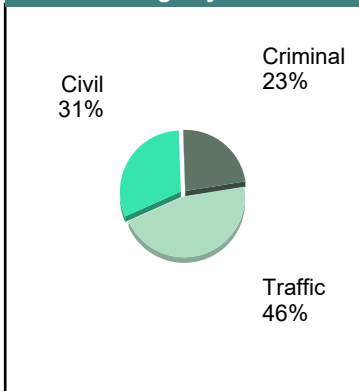


		<u>Filings</u>	<u>Hearings</u>	<u>Transactions</u>	<u>Concluded</u>	<u>Cont</u>
<u>Criminal</u>						
Capias	CA	36	113	113	42	71
Civil Violation	CV	4	11	11	6	5
Felony	F	84	306	306	80	226
Misdemeanor	M	114	325	327	106	221
Show Cause	SC	9	26	26	7	19
Criminal Total		247	781	783	241	542
<u>Traffic</u>						
Capias	CA	14	44	44	17	27
Felony	F	1	5	5	3	2
Infraction	I	388	394	556	432	124
Misdemeanor	M	80	198	201	98	103
Restricted O/L	RL	3	3	3	3	-
Show Cause	SC	1	7	7	4	3
Traffic Total		487	651	816	557	259
<u>Civil</u>						
Abstract	AJ	2	0	2	2	-
Admin License	AL	8	0	8	8	-
Detinue	DT	1	5	6	5	1
Garnishment	GA	84	22	119	97	22
Interrogatory	IN	1	1	1	0	1
Other	OT	7	0	7	7	-
Protective Order	PO	1	0	1	1	-
Prelim Prot Order	PP	3	2	5	3	2
Show Cause	SC	0	2	3	2	1
Unlawful Detainer	UD	39	35	48	42	6
Warrant in Debt	WD	185	180	249	171	78
Civil Total		331	247	449	338	111
Colonial Heights Totals		1,065	1,679	2,048	1,136	912

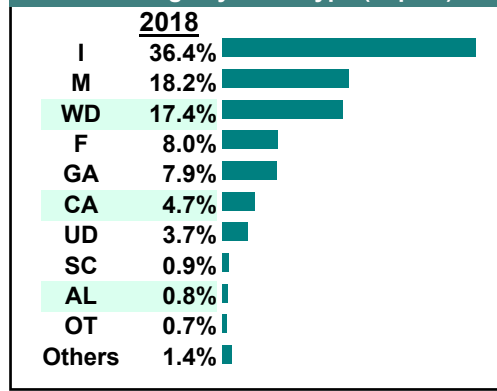
Calendared Filings with Top 12 Scheduled Times



% of Filings by Division

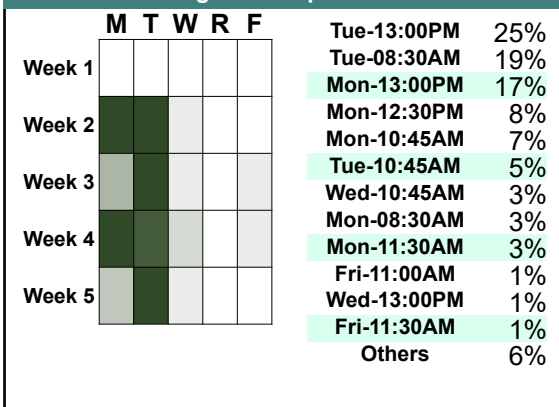


% of Filings by Case Type (Top 10)

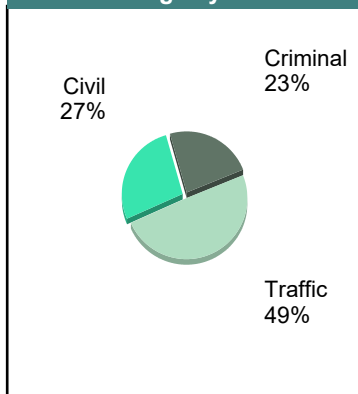


		Filings	Hearings	Transactions	Concluded	Cont
<u>Criminal</u>						
Capias	CA	29	103	103	28	75
Civil Violation	CV	3	7	7	2	5
Felony	F	72	217	217	59	158
Misdemeanor	M	97	356	360	119	241
Motion	MO	2	2	2	2	-
Show Cause	SC	16	25	25	9	16
Criminal Total		219	710	714	219	495
<u>Traffic</u>						
Capias	CA	11	33	33	8	25
Felony	F	1	7	7	4	3
Infraction	I	363	385	549	416	133
Misdemeanor	M	80	184	185	64	121
Motion	MO	1	2	2	1	1
Restricted O/L	RL	2	2	2	2	-
Show Cause	SC	4	6	6	1	5
Traffic Total		462	619	784	496	288
<u>Civil</u>						
Abstract	AJ	1	0	1	1	-
Admin License	AL	6	0	6	6	-
Bond Forfeiture	BF	1	0	1	1	-
Detinue	DT	3	3	3	0	3
Garnishment	GA	74	25	96	71	25
Impoundment	IM	1	0	1	1	-
Other	OT	2	0	2	2	-
Protective Order	PO	5	1	5	4	1
Prelim Prot Order	PP	6	4	9	5	4
Show Cause	SC	2	3	4	1	3
Unlawful Detainer	UD	36	31	41	30	11
Warrant in Debt	WD	118	105	151	96	55
Civil Total		255	172	320	218	102
Colonial Heights Totals		936	1,501	1,818	933	885

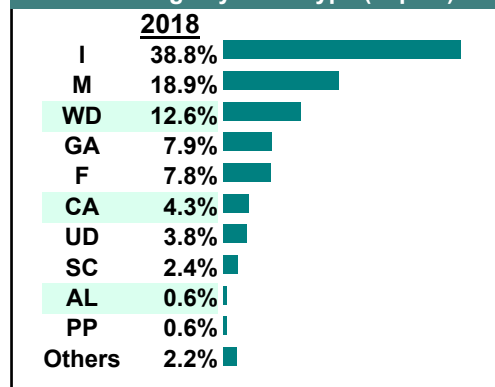
Calendared Filings with Top 12 Scheduled Times



% of Filings by Division

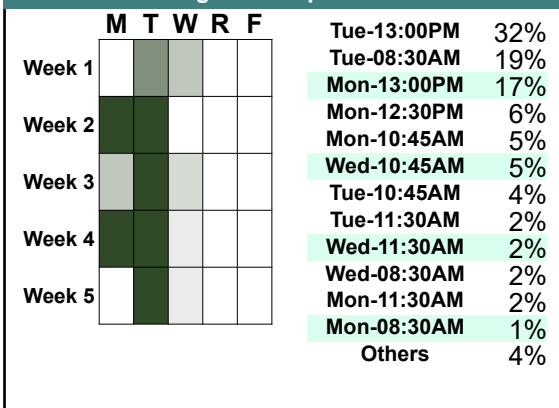


% of Filings by Case Type (Top 10)

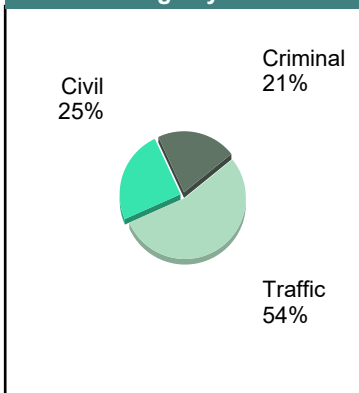


		<u>Filings</u>	<u>Hearings</u>	<u>Transactions</u>	<u>Concluded</u>	<u>Cont</u>
<u>Criminal</u>						
Capias	CA	36	81	81	24	57
Civil Violation	CV	1	10	10	4	6
Felony	F	75	315	315	121	194
Misdemeanor	M	122	374	378	145	233
Motion	MO	1	1	1	1	-
Show Cause	SC	3	14	14	9	5
Criminal Total		238	795	799	304	495
<u>Traffic</u>						
Capias	CA	13	44	44	18	26
Felony	F	4	10	10	4	6
Infraction	I	498	504	699	548	151
Misdemeanor	M	89	255	258	145	113
Restricted O/L	RL	1	2	2	2	-
Show Cause	SC	3	4	4	2	2
Traffic Total		608	819	1,017	719	298
<u>Civil</u>						
Admin License	AL	6	0	6	6	-
Detinue	DT	1	2	2	1	1
Garnishment	GA	65	22	85	63	22
Impoundment	IM	3	0	3	3	-
Other	OT	1	0	1	1	-
Protective Order	PO	2	1	2	1	1
Prelim Prot Order	PP	7	2	10	8	2
Show Cause	SC	2	1	2	1	1
Unlawful Detainer	UD	54	37	60	60	-
Warrant in Debt	WD	136	129	189	142	47
Civil Total		277	194	360	286	74
Colonial Heights Totals		1,123	1,808	2,176	1,309	867

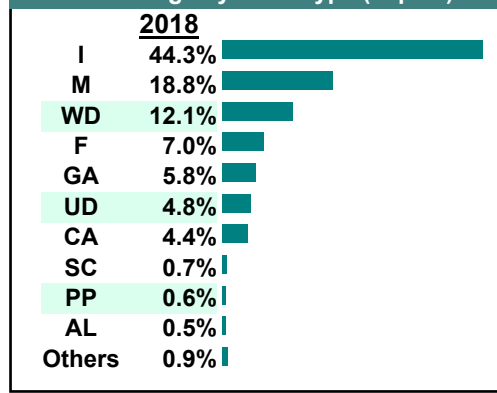
Calendared Filings with Top 12 Scheduled Times



% of Filings by Division



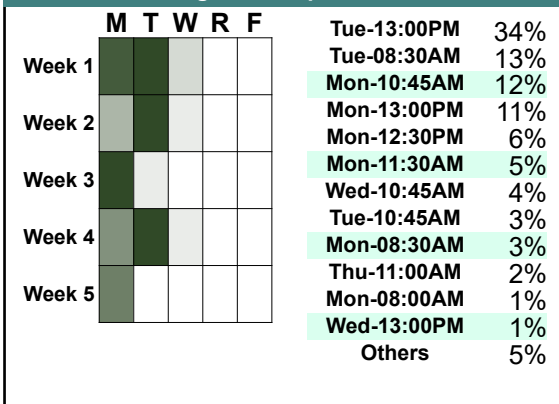
% of Filings by Case Type (Top 10)



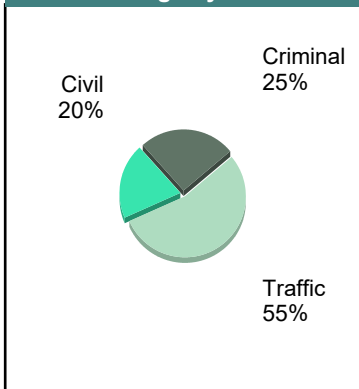
April 2018

		<u>Filings</u>	<u>Hearings</u>	<u>Transactions</u>	<u>Concluded</u>	<u>Cont</u>
<u>Criminal</u>						
Capias	CA	21	79	79	25	54
Civil Violation	CV	3	15	15	5	10
Felony	F	68	257	257	63	194
Misdemeanor	M	117	313	313	53	260
Motion	MO	2	2	2	2	-
Show Cause	SC	11	21	21	11	10
Criminal Total		222	687	687	159	528
<u>Traffic</u>						
Capias	CA	7	18	18	1	17
Felony	F	2	10	10	2	8
Infraction	I	391	399	543	371	172
Misdemeanor	M	63	185	187	75	112
Restricted O/L	RL	10	10	10	9	1
Show Cause	SC	2	5	5	2	3
Traffic Total		475	627	773	460	313
<u>Civil</u>						
Abstract	AJ	1	0	1	1	-
Admin License	AL	13	0	13	13	-
Detinue	DT	1	1	1	0	1
Garnishment	GA	53	25	72	47	25
Impoundment	IM	4	0	4	4	-
Interrogatory	IN	0	0	1	1	-
Other	OT	5	0	5	5	-
Protective Order	PO	2	0	2	2	-
Prelim Prot Order	PP	1	2	3	1	2
Show Cause	SC	2	3	7	4	3
Unlawful Detainer	UD	29	17	34	30	4
Warrant in Debt	WD	63	86	125	91	34
Civil Total		174	134	268	199	69
Colonial Heights Totals		871	1,448	1,728	818	910

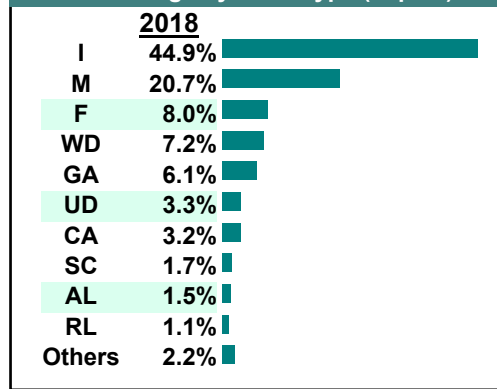
Calendared Filings with Top 12 Scheduled Times



% of Filings by Division

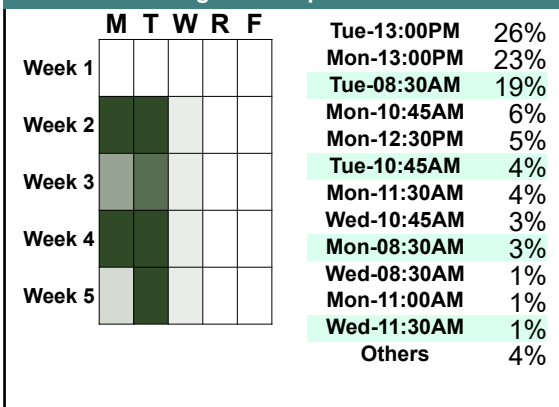


% of Filings by Case Type (Top 10)

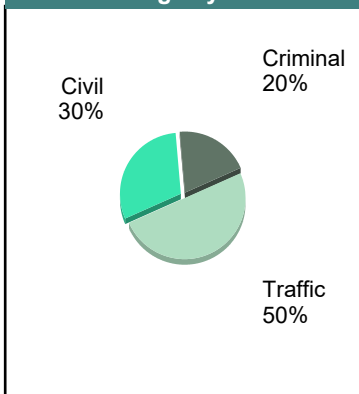


		Filings	Hearings	Transactions	Concluded	Cont
<u>Criminal</u>						
Capias	CA	35	75	75	30	45
Civil Violation	CV	3	9	9	2	7
Felony	F	83	300	300	94	206
Misdemeanor	M	84	340	342	141	201
Motion	MO	3	4	4	4	-
Show Cause	SC	11	25	25	14	11
Criminal Total		219	753	755	285	470
<u>Traffic</u>						
Capias	CA	9	34	34	18	16
Felony	F	3	8	8	0	8
Infraction	I	452	493	688	499	189
Misdemeanor	M	87	265	271	123	148
Motion	MO	1	2	2	2	-
Restricted O/L	RL	3	3	3	3	-
Show Cause	SC	1	5	5	5	-
Traffic Total		556	810	1,011	650	361
<u>Civil</u>						
Abstract	AJ	2	0	2	2	-
Admin License	AL	8	0	8	8	-
Detinue	DT	10	4	14	13	1
Garnishment	GA	56	21	86	65	21
Impoundment	IM	6	0	6	6	-
Interrogatory	IN	1	1	2	1	1
Other	OT	4	0	4	4	-
Protective Order	PO	3	0	5	5	-
Prelim Prot Order	PP	4	3	5	2	3
Show Cause	SC	4	4	7	3	4
Unlawful Detainer	UD	51	32	65	55	10
Warrant in Debt	WD	189	184	263	190	73
Civil Total		338	249	467	354	113
Colonial Heights Totals		1,113	1,812	2,233	1,289	944

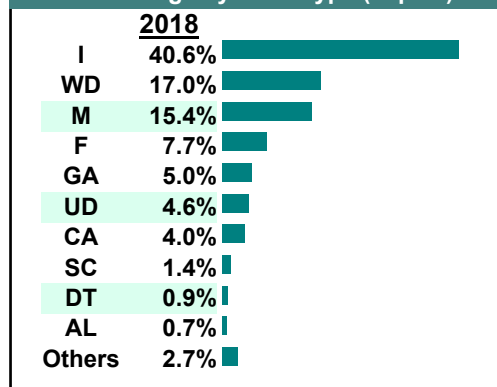
Calendared Filings with Top 12 Scheduled Times



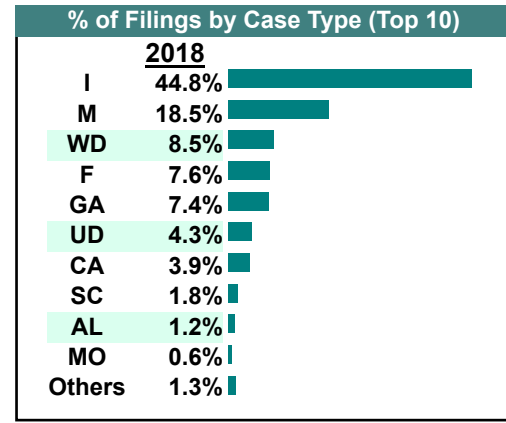
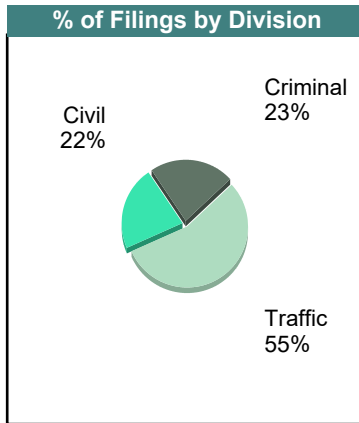
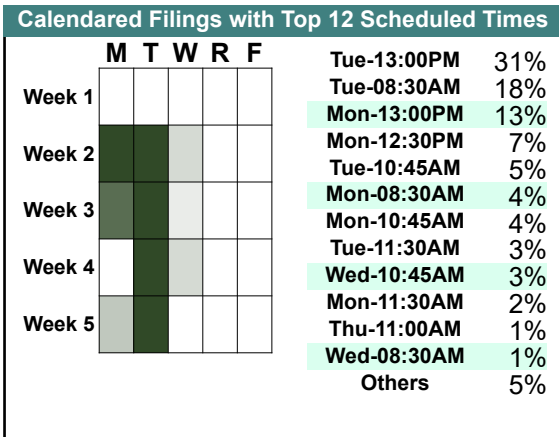
% of Filings by Division



% of Filings by Case Type (Top 10)



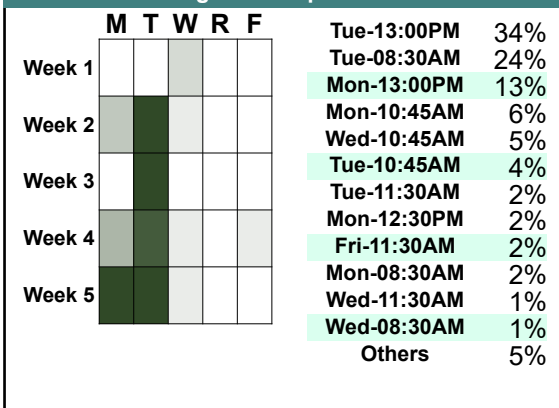
		<u>Filings</u>	<u>Hearings</u>	<u>Transactions</u>	<u>Concluded</u>	<u>Cont</u>
<u>Criminal</u>						
Capias	CA	34	93	93	40	53
Civil Violation	CV	4	14	14	7	7
Felony	F	79	258	258	52	206
Misdemeanor	M	99	329	331	109	222
Motion	MO	5	5	5	4	1
Show Cause	SC	14	36	36	15	21
Criminal Total		235	735	737	227	510
<u>Traffic</u>						
Capias	CA	7	46	46	15	31
Felony	F	0	8	8	5	3
Infraction	I	466	477	645	466	179
Misdemeanor	M	94	281	281	105	176
Motion	MO	1	1	1	0	1
Restricted O/L	RL	3	5	5	3	2
Show Cause	SC	4	9	9	2	7
Traffic Total		575	827	995	596	399
<u>Civil</u>						
Admin License	AL	13	0	13	13	-
Garnishment	GA	77	28	92	64	28
Impoundment	IM	3	0	3	3	-
Interrogatory	IN	0	1	1	0	1
Other	OT	2	0	2	2	-
Protective Order	PO	1	1	2	2	-
Show Cause	SC	1	1	1	0	1
Tenants Assertion	TA	1	1	2	1	1
Unlawful Detainer	UD	45	36	51	45	6
Warrant in Debt	WD	88	94	126	81	45
Civil Total		231	162	293	211	82
Colonial Heights Totals		1,041	1,724	2,025	1,034	991



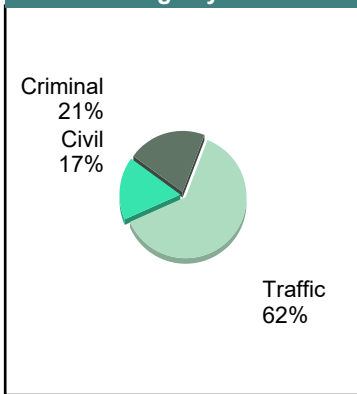
January 2018

		<u>Filings</u>	<u>Hearings</u>	<u>Transactions</u>	<u>Concluded</u>	<u>Cont</u>
<u>Criminal</u>						
Capias	CA	27	91	91	33	58
Civil Violation	CV	5	15	15	1	14
Felony	F	95	343	343	84	259
Misdemeanor	M	132	478	478	148	330
Motion	MO	3	3	3	3	-
Show Cause	SC	9	22	22	7	15
Criminal Total		271	952	952	276	676
<u>Traffic</u>						
Capias	CA	15	50	50	17	33
Felony	F	3	9	9	0	9
Infraction	I	640	608	780	552	228
Misdemeanor	M	150	335	337	122	215
Restricted O/L	RL	1	2	2	1	1
Show Cause	SC	0	3	3	2	1
Traffic Total		809	1,007	1,181	694	487
<u>Civil</u>						
Admin License	AL	17	0	17	17	-
Bond Forfeiture	BF	0	0	1	1	-
Detinue	DT	0	4	4	1	3
Garnishment	GA	26	10	46	36	10
Impoundment	IM	7	0	7	7	-
Other	OT	2	0	2	2	-
Protective Order	PO	1	3	4	1	3
Prelim Prot Order	PP	2	0	3	3	-
Show Cause	SC	0	1	1	0	1
Unlawful Detainer	UD	43	38	57	46	11
Warrant in Debt	WD	119	106	161	123	38
Civil Total		217	162	303	237	66
Colonial Heights Totals		1,297	2,121	2,436	1,207	1,229

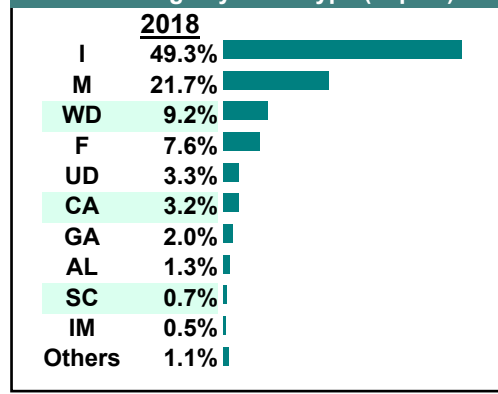
Calendared Filings with Top 12 Scheduled Times



% of Filings by Division



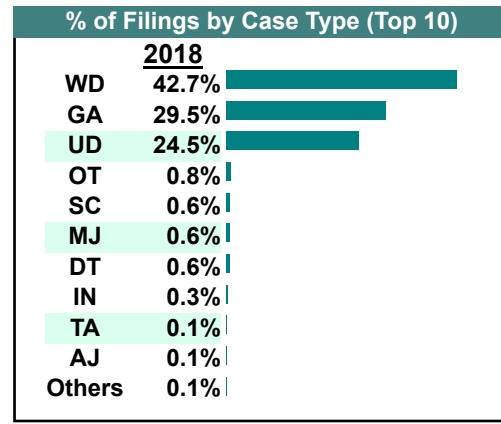
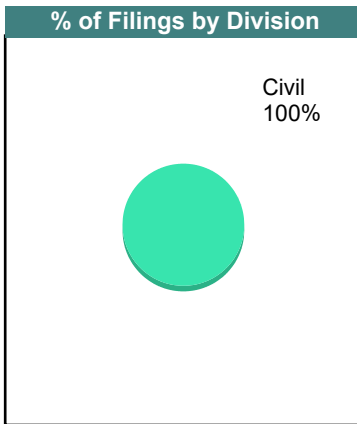
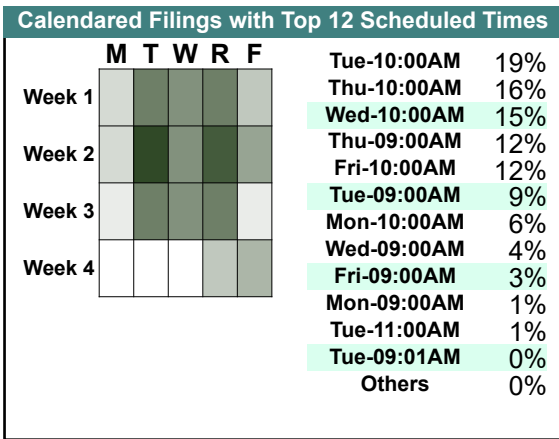
% of Filings by Case Type (Top 10)



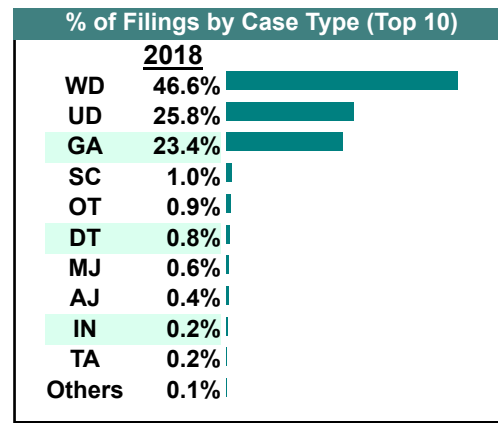

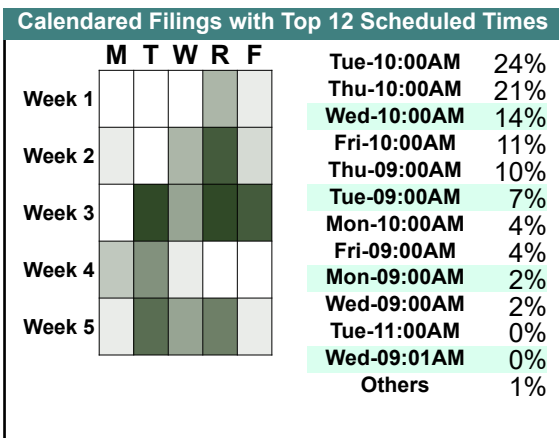
Filings by Court & Division

	<u>Chesterfield</u>		<u>Colonial Heights</u>		<u>Total</u>
C Misdemeanor	5,635	82%	1,250	18%	6,885
Felony	3,629	81%	824	19%	4,453
Capias	1,209	78%	340	22%	1,549
Show Cause	273	72%	104	28%	377
Motion	94	84%	18	16%	112
Civil Violation	41	56%	32	44%	73
Total	10,881	81%	2,568	19%	13,449
T Infraction	29,362	85%	5,180	15%	34,542
Misdemeanor	13,489	92%	1,125	8%	14,614
Capias	1,001	90%	110	10%	1,111
Felony	277	94%	19	6%	296
Motion	221	99%	3	1%	224
Restricted O/L	184	85%	33	15%	217
Show Cause	187	89%	22	11%	209
Civil Violation	130	98%	3	2%	133
Other	7	100%	-	0%	7
Total	44,858	87%	6,495	13%	51,353
V Warrant in Debt	14,590	91%	1,500	9%	16,090
Garnishment	7,593	91%	777	9%	8,370
Unlawful Detainer	7,476	93%	563	7%	8,039
Admin License	626	84%	122	16%	748
Interrogatory	354	98%	9	2%	363
Show Cause	330	94%	20	6%	350
Prelim Prot Order	286	87%	41	13%	327
Protective Order	263	89%	32	11%	295
Detinue	209	76%	67	24%	276
Motion for Judgment	228	100%	1	0%	229
Abstract	166	93%	13	7%	179
Impoundment	113	75%	37	25%	150
Other	88	73%	32	27%	120
Interrogatory-Not	96	100%	-	0%	96
Bond Forfeiture	61	95%	3	5%	64
Counter Claim	29	97%	1	3%	30
Tenants Assertion	27	90%	3	10%	30
Capias	21	100%	-	0%	21
Petition-Restore Arms	6	100%	-	0%	6
Third Party Claim	5	100%	-	0%	5
Overweight	3	100%	-	0%	3
Custody Relief	2	100%	-	0%	2
Restricted O/L	2	100%	-	0%	2
Total	32,574	91%	3,221	9%	35,795
Total	88,313	88%	12,284	12%	100,597

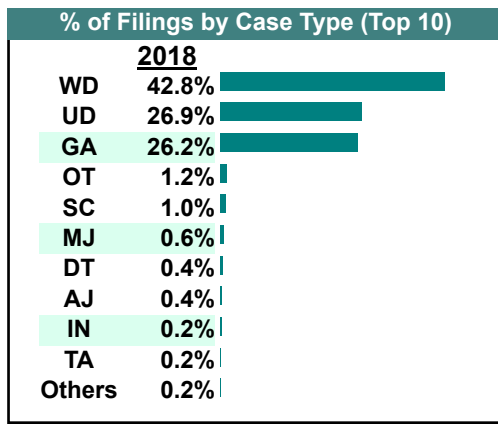

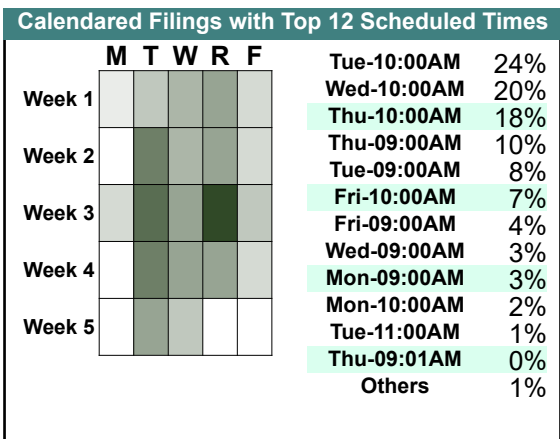
		<u>Filings</u>	<u>Hearings</u>	<u>Transactions</u>	<u>Concluded</u>	<u>Cont</u>
<u>Civil</u>						
Abstract	AJ	5	1	6	5	1
Capias	CA	1	0	1	1	-
Counter Claim	CC	4	4	5	2	3
Detinue	DT	33	31	38	35	3
Garnishment	GA	1,706	421	2,005	1,584	421
Interrogatory-Not	IC	2	0	2	2	-
Interrogatory	IN	18	14	23	9	14
Motion for Judgment	MJ	34	51	78	28	50
Other	OT	49	23	56	42	14
Show Cause	SC	35	28	57	29	28
Tenants Assertion	TA	8	12	17	7	10
Unlawful Detainer	UD	1,420	1,216	1,688	1,362	326
Warrant in Debt	WD	2,473	2,687	3,343	2,472	869
Civil Total		5,788	4,488	7,319	5,578	1,739
Richmond-Civil Totals		5,788	4,488	7,319	5,578	1,739



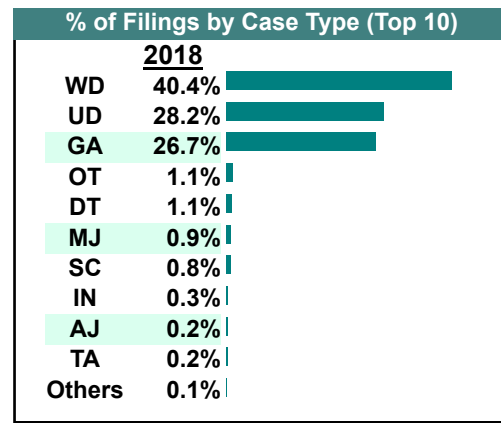
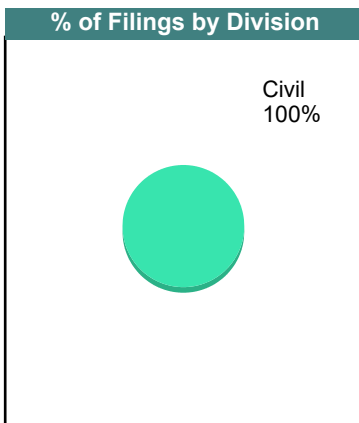
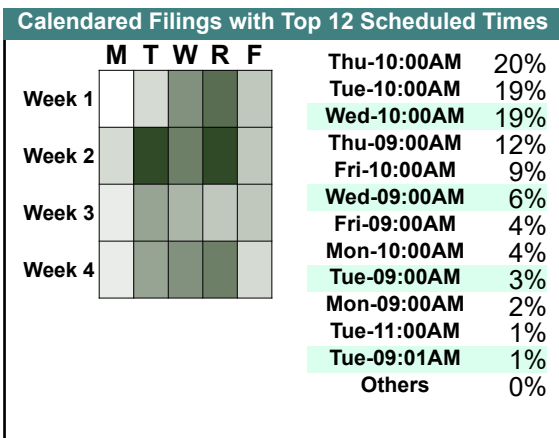
		<u>Filings</u>	<u>Hearings</u>	<u>Transactions</u>	<u>Concluded</u>	<u>Cont</u>
Civil						
Abstract	AJ	23	0	23	23	-
Capias	CA	2	0	3	3	-
Counter Claim	CC	4	2	8	7	1
Detinue	DT	42	44	55	49	6
Garnishment	GA	1,244	339	1,615	1,276	339
Interrogatory	IN	12	12	30	18	12
Motion for Judgment	MJ	31	54	75	27	48
Other	OT	48	8	54	50	4
Show Cause	SC	55	25	78	53	25
Tenants Assertion	TA	10	14	22	10	12
Unlawful Detainer	UD	1,370	1,076	1,570	1,275	295
Warrant in Debt	WD	2,478	2,534	3,210	2,468	742
Civil Total		5,319	4,108	6,743	5,259	1,484
Richmond-Civil Totals		5,319	4,108	6,743	5,259	1,484



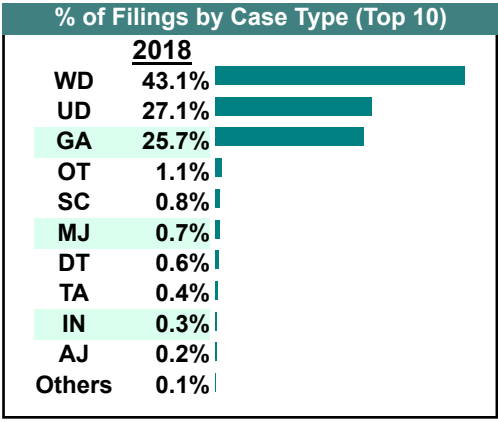
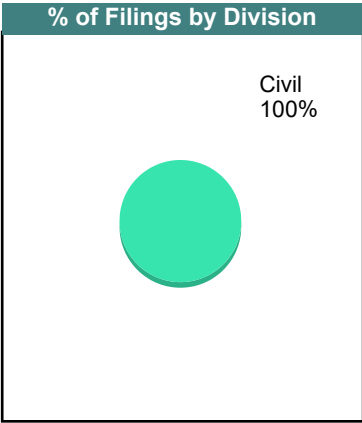
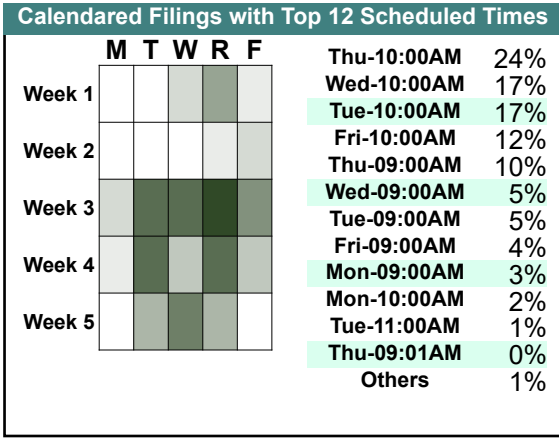
		<u>Filings</u>	<u>Hearings</u>	<u>Transactions</u>	<u>Concluded</u>	<u>Cont</u>
Civil						
Abstract	AJ	20	1	20	19	1
Capias	CA	2	1	2	1	1
Counter Claim	CC	3	6	8	5	3
Detinue	DT	25	38	50	39	11
Garnishment	GA	1,475	367	1,819	1,452	367
Interrogatory-Not	IC	3	0	3	3	-
Interrogatory	IN	12	14	31	17	14
Motion for Judgment	MJ	33	54	77	31	46
Other	OT	68	9	74	70	4
Petition-Restore Arms	PR	1	0	1	1	-
Show Cause	SC	55	28	84	56	28
Tenants Assertion	TA	9	14	24	13	11
Unlawful Detainer	UD	1,515	1,029	1,693	1,523	170
Warrant in Debt	WD	2,407	2,435	3,178	2,384	794
Civil Total		5,628	3,996	7,064	5,614	1,450
Richmond-Civil Totals		5,628	3,996	7,064	5,614	1,450



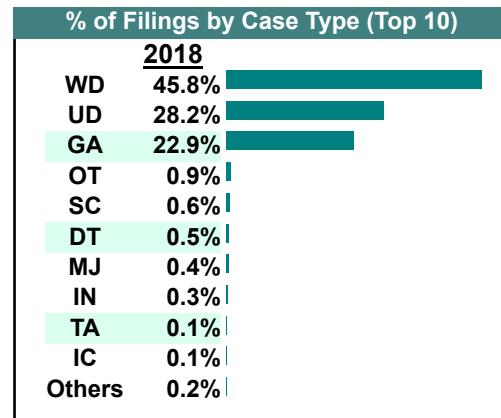
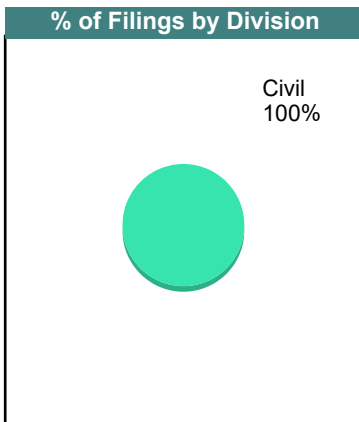
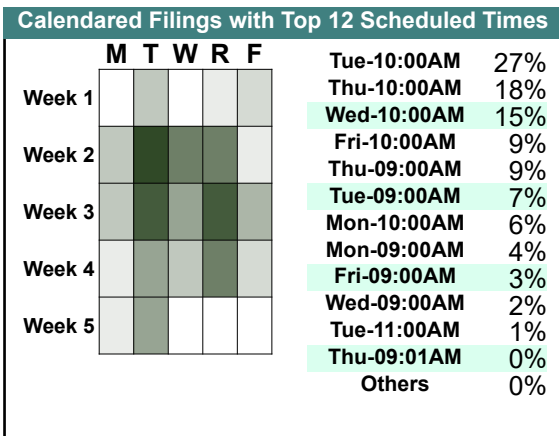
		<u>Filings</u>	<u>Hearings</u>	<u>Transactions</u>	<u>Concluded</u>	<u>Cont</u>
Civil						
Abstract	AJ	11	0	11	11	-
Counter Claim	CC	5	6	9	3	6
Detinue	DT	55	55	63	39	24
Garnishment	GA	1,369	325	1,697	1,372	325
Interrogatory-Not	IC	2	0	2	2	-
Interrogatory	IN	15	20	30	10	20
Motion for Judgment	MJ	44	53	97	48	49
Other	OT	59	19	71	63	8
Show Cause	SC	40	33	70	37	33
Tenants Assertion	TA	11	32	42	16	26
Unlawful Detainer	UD	1,447	1,076	1,643	1,444	199
Warrant in Debt	WD	2,075	2,318	2,865	2,149	716
Civil Total		5,133	3,937	6,600	5,194	1,406
Richmond-Civil Totals		5,133	3,937	6,600	5,194	1,406



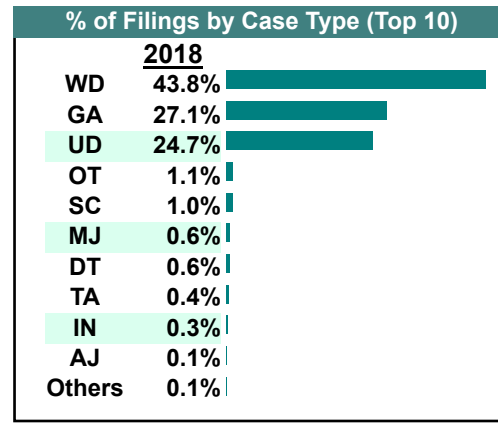
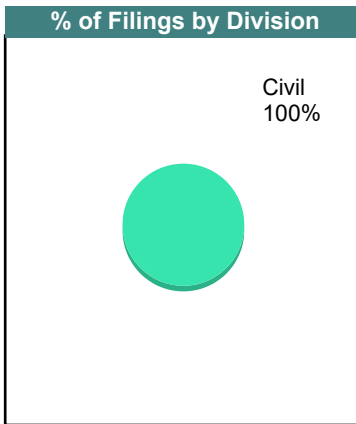
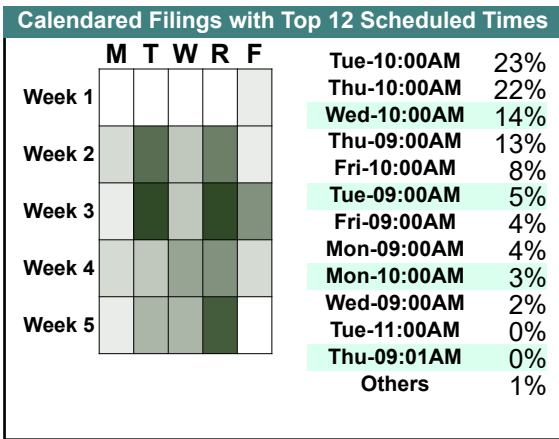
		<u>Filings</u>	<u>Hearings</u>	<u>Transactions</u>	<u>Concluded</u>	<u>Cont</u>
Civil						
Abstract	AJ	12	0	12	12	-
Counter Claim	CC	5	7	10	7	3
Detinue	DT	32	30	47	33	14
Garnishment	GA	1,367	405	1,792	1,387	405
Interrogatory-Not	IC	1	0	1	1	-
Interrogatory	IN	14	17	34	17	17
Motion for Judgment	MJ	39	60	88	31	57
Other	OT	56	15	64	54	10
Show Cause	SC	43	18	52	34	18
Tenants Assertion	TA	20	39	57	22	35
Unlawful Detainer	UD	1,442	1,032	1,627	1,449	178
Warrant in Debt	WD	2,296	2,489	3,114	2,302	812
Civil Total		5,327	4,112	6,898	5,349	1,549
Richmond-Civil Totals		5,327	4,112	6,898	5,349	1,549



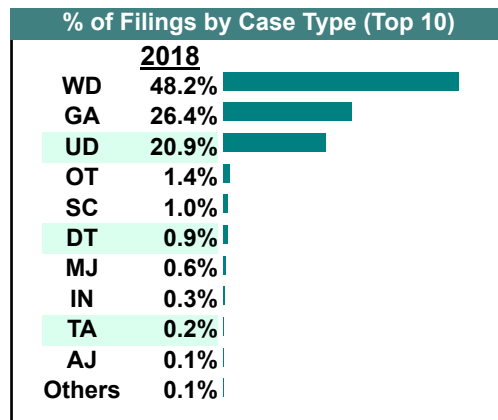
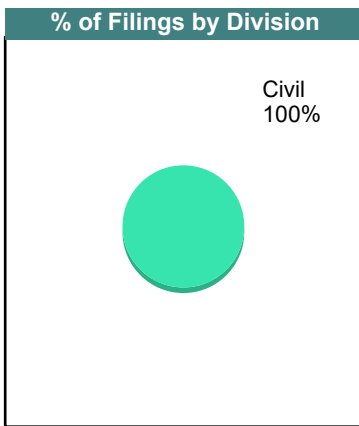
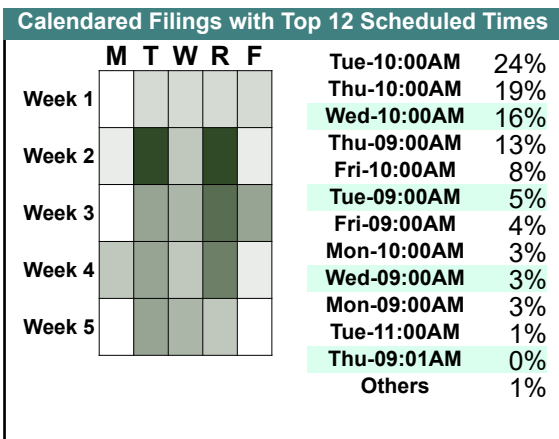
		<u>Filings</u>	<u>Hearings</u>	<u>Transactions</u>	<u>Concluded</u>	<u>Cont</u>
Civil						
Abstract	AJ	4	0	4	4	-
Capias	CA	1	0	1	1	-
Counter Claim	CC	3	7	9	4	5
Detinue	DT	28	34	51	31	20
Garnishment	GA	1,370	342	1,662	1,320	342
Interrogatory-Not	IC	6	0	6	6	-
Interrogatory	IN	18	22	38	16	22
Motion for Judgment	MJ	26	53	73	23	50
Other	OT	53	16	58	49	9
Petition-Restore Arms	PR	1	0	1	1	-
Show Cause	SC	36	14	62	48	14
Tenants Assertion	TA	8	22	27	7	20
Third Party Claim	TH	0	0	1	1	-
Unlawful Detainer	UD	1,686	1,178	1,878	1,675	203
Warrant in Debt	WD	2,735	2,887	3,589	2,748	841
Civil Total		5,975	4,575	7,460	5,934	1,526
Richmond-Civil Totals		5,975	4,575	7,460	5,934	1,526



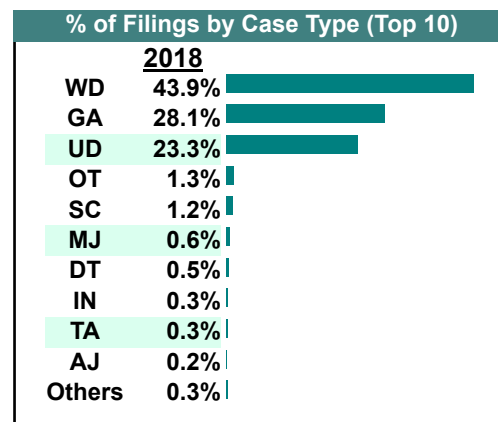

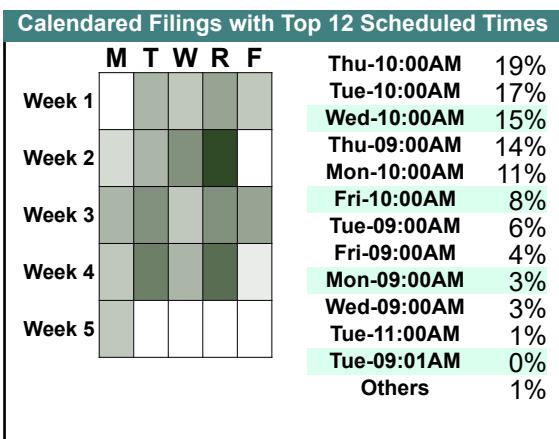
		<u>Filings</u>	<u>Hearings</u>	<u>Transactions</u>	<u>Concluded</u>	<u>Cont</u>
Civil						
Abstract	AJ	6	0	6	6	-
Counter Claim	CC	3	6	7	1	6
Detinue	DT	33	45	63	49	14
Garnishment	GA	1,478	295	1,829	1,534	294
Interrogatory-Not	IC	4	0	4	4	-
Interrogatory	IN	14	14	35	21	14
Motion for Judgment	MJ	34	52	67	17	50
Other	OT	60	13	66	61	5
Show Cause	SC	56	26	79	53	26
Tenants Assertion	TA	22	23	33	12	21
Third Party Claim	TH	1	1	1	0	1
Unlawful Detainer	UD	1,348	970	1,505	1,316	189
Warrant in Debt	WD	2,388	2,448	3,113	2,339	774
Civil Total		5,447	3,893	6,808	5,413	1,394
Richmond-Civil Totals		5,447	3,893	6,808	5,413	1,394



		<u>Filings</u>	<u>Hearings</u>	<u>Transactions</u>	<u>Concluded</u>	<u>Cont</u>
Civil						
Abstract	AJ	7	0	7	7	-
Counter Claim	CC	7	10	14	8	6
Distress Seizure	DS	0	0	1	1	-
Detinue	DT	53	47	68	38	30
Garnishment	GA	1,574	384	1,937	1,553	384
Interrogatory-Not	IC	1	0	1	1	-
Interrogatory	IN	18	12	30	18	12
Motion for Judgment	MJ	33	45	77	38	39
Other	OT	81	9	83	79	4
Show Cause	SC	57	26	81	55	26
Tenants Assertion	TA	9	13	22	11	11
Third Party Claim	TH	0	0	1	1	-
Unlawful Detainer	UD	1,250	997	1,605	1,362	243
Warrant in Debt	WD	2,880	2,843	3,740	2,918	822
Civil Total		5,970	4,386	7,667	6,090	1,577
Richmond-Civil Totals		5,970	4,386	7,667	6,090	1,577



		<u>Filings</u>	<u>Hearings</u>	<u>Transactions</u>	<u>Concluded</u>	<u>Cont</u>
Civil						
Abstract	AJ	10	0	10	10	-
Counter Claim	CC	6	5	9	6	3
Detinue	DT	26	29	39	23	16
Garnishment	GA	1,455	348	1,825	1,477	348
Interrogatory-Not	IC	6	0	6	6	-
Interrogatory	IN	18	24	53	29	24
Motion for Judgment	MJ	32	55	81	29	52
Other	OT	68	17	79	72	7
Petition-Restore Arms	PR	1	0	1	1	-
Show Cause	SC	64	25	89	64	25
Tenants Assertion	TA	14	21	29	10	19
Third Party Claim	TH	0	0	1	1	-
Unlawful Detainer	UD	1,207	851	1,366	1,132	234
Warrant in Debt	WD	2,273	2,205	2,961	2,232	729
Civil Total		5,180	3,580	6,549	5,092	1,457
Richmond-Civil Totals		5,180	3,580	6,549	5,092	1,457

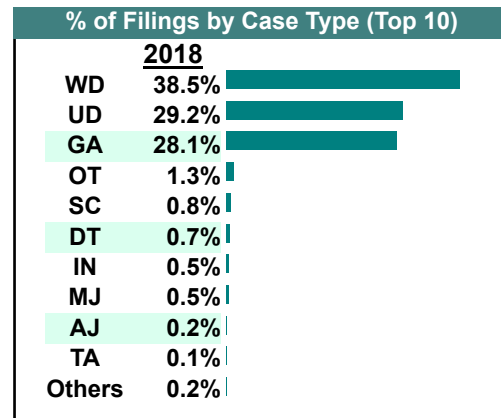
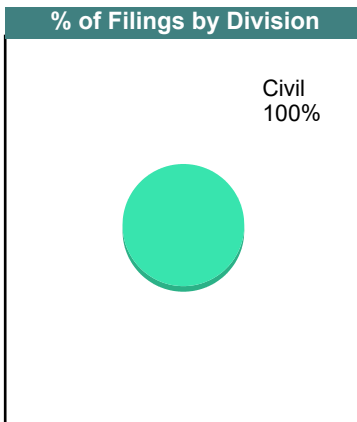
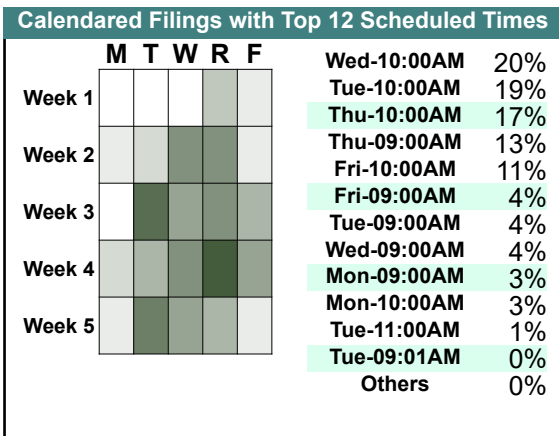


CASELOAD STATISTICS OF THE GENERAL DISTRICT COURTS

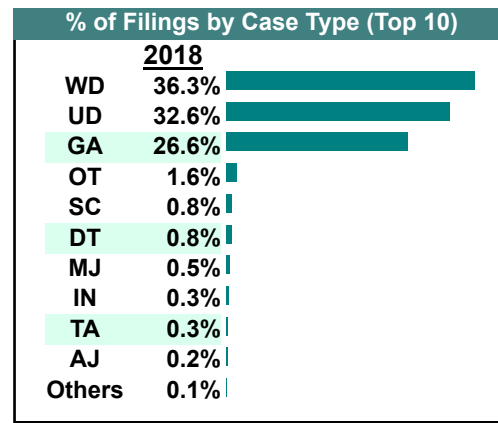

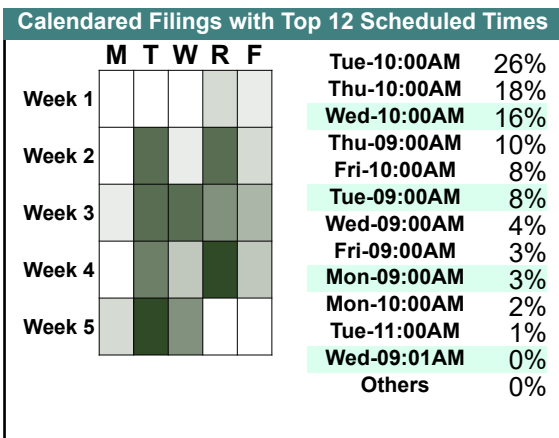
March 2018

District: 13

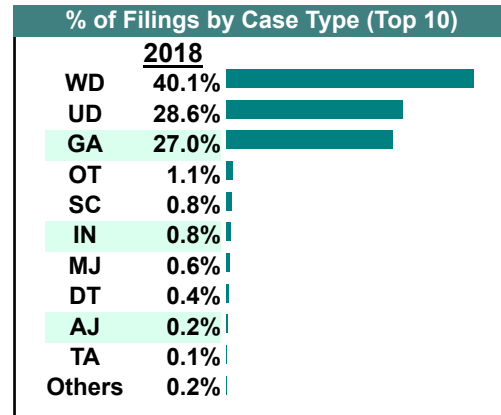
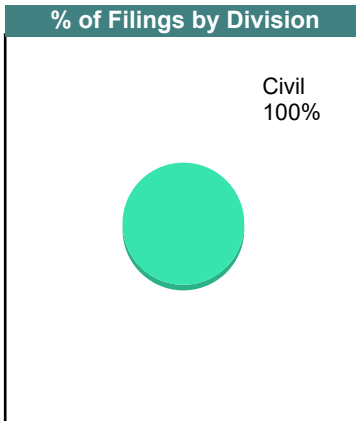
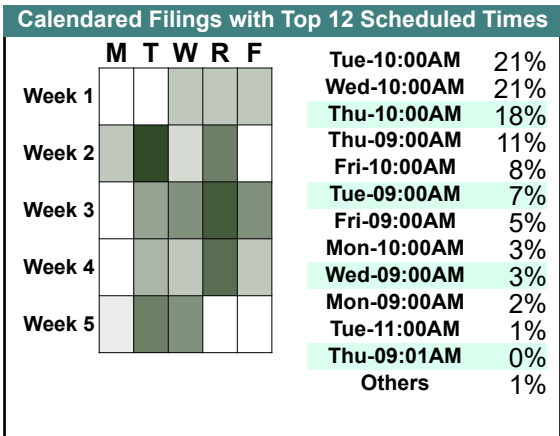
		<u>Filings</u>	<u>Hearings</u>	<u>Transactions</u>	<u>Concluded</u>	<u>Cont</u>
<u>Civil</u>						
Abstract	AJ	9	0	9	9	-
Capias	CA	1	0	2	2	-
Counter Claim	CC	4	7	10	5	5
Distress Seizure	DS	1	1	1	0	1
Detinue	DT	37	34	50	39	11
Garnishment	GA	1,565	356	1,876	1,520	356
Interrogatory	IN	27	27	51	24	27
Motion for Judgment	MJ	27	64	87	32	55
Other	OT	73	27	88	74	14
Petition-Restore Arms	PR	1	0	1	1	-
Show Cause	SC	42	17	59	42	17
Tenants Assertion	TA	8	19	26	11	15
Third Party Claim	TH	2	1	3	2	1
Unlawful Detainer	UD	1,624	980	1,766	1,609	157
Warrant in Debt	WD	2,141	2,247	2,809	1,987	822
Civil Total		5,562	3,780	6,838	5,357	1,481
Richmond-Civil Totals		5,562	3,780	6,838	5,357	1,481



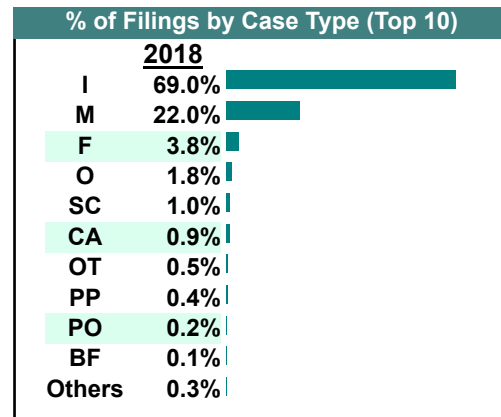
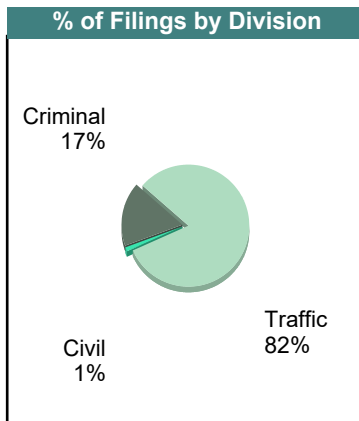

		<u>Filings</u>	<u>Hearings</u>	<u>Transactions</u>	<u>Concluded</u>	<u>Cont</u>
Civil						
Abstract	AJ	9	0	9	9	-
Counter Claim	CC	5	6	7	3	4
Detinue	DT	36	19	42	32	10
Garnishment	GA	1,253	273	1,520	1,247	273
Interrogatory	IN	15	14	39	25	14
Motion for Judgment	MJ	25	50	73	29	44
Other	OT	75	14	80	73	7
Petition-Restore Arms	PR	1	0	1	1	-
Show Cause	SC	37	22	56	34	22
Tenants Assertion	TA	12	12	19	7	12
Unlawful Detainer	UD	1,538	1,129	1,686	1,552	134
Warrant in Debt	WD	1,710	2,005	2,534	1,885	649
Civil Total		4,716	3,544	6,066	4,897	1,169
Richmond-Civil Totals		4,716	3,544	6,066	4,897	1,169



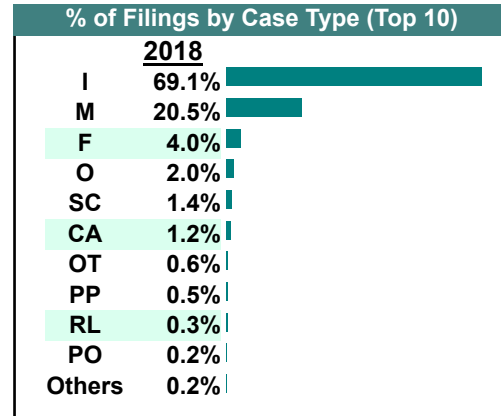
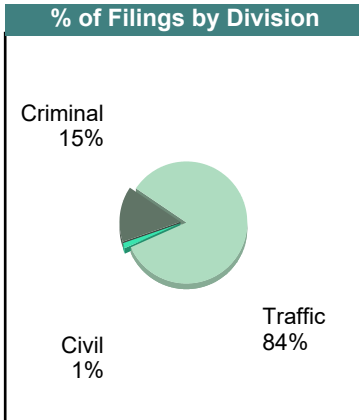

		<u>Filings</u>	<u>Hearings</u>	<u>Transactions</u>	<u>Concluded</u>	<u>Cont</u>
<u>Civil</u>						
Abstract	AJ	10	0	10	10	-
Capias	CA	0	1	2	1	1
Counter Claim	CC	3	2	5	3	2
Custody Relief	CR	2	0	2	2	-
Detinue	DT	17	29	31	23	8
Garnishment	GA	1,276	324	1,581	1,257	324
Interrogatory-Not	IC	2	0	2	2	-
Interrogatory	IN	37	50	67	17	50
Motion for Judgment	MJ	29	54	75	26	49
Mechanic's Lien	ML	1	2	2	1	1
Other	OT	52	14	59	50	9
Show Cause	SC	40	15	55	40	15
Tenants Assertion	TA	7	17	22	8	14
Third Party Claim	TH	0	1	1	0	1
Unlawful Detainer	UD	1,353	1,006	1,534	1,349	185
Warrant in Debt	WD	1,894	2,299	2,839	2,039	800
Civil Total		4,723	3,814	6,287	4,828	1,459
Richmond-Civil Totals		4,723	3,814	6,287	4,828	1,459



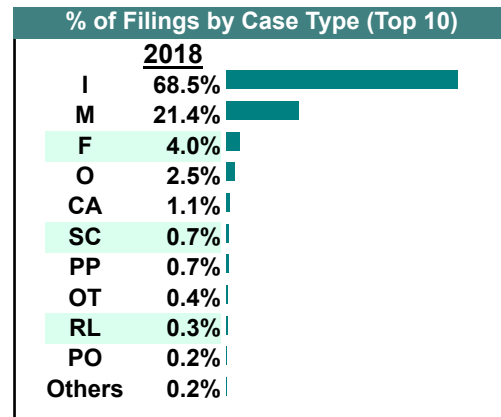
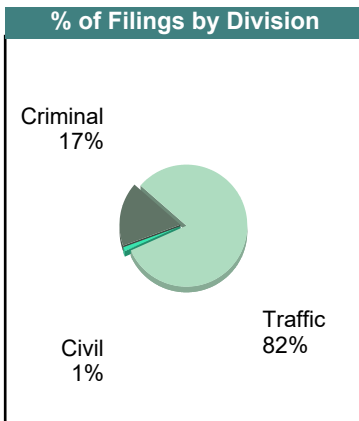

		Filings	Hearings	Transactions	Concluded	Cont
<u>Criminal</u>						
Capias	CA	22	80	80	27	53
Civil Violation	CV	5	23	23	9	14
Felony	F	126	521	521	154	367
Misdemeanor	M	430	1,153	1,154	414	740
Show Cause	SC	16	39	39	17	22
Criminal Total		599	1,816	1,817	621	1,196
<u>Traffic</u>						
Capias	CA	11	38	38	17	21
Felony	F	10	31	31	6	25
Infraction	I	2,458	3,012	3,276	2,691	585
Misdemeanor	M	355	879	880	374	506
Other	O	64	77	78	68	10
Restricted O/L	RL	4	4	4	4	-
Show Cause	SC	19	44	44	16	28
Traffic Total		2,921	4,085	4,351	3,176	1,175
<u>Civil</u>						
Bond Forfeiture	BF	5	3	5	3	2
Other	OT	17	2	18	16	2
Protective Order	PO	6	3	8	5	3
Prelim Prot Order	PP	14	18	31	13	18
Civil Total		42	26	62	37	25
Richmond-John Marshall Totals		3,562	5,927	6,230	3,834	2,396



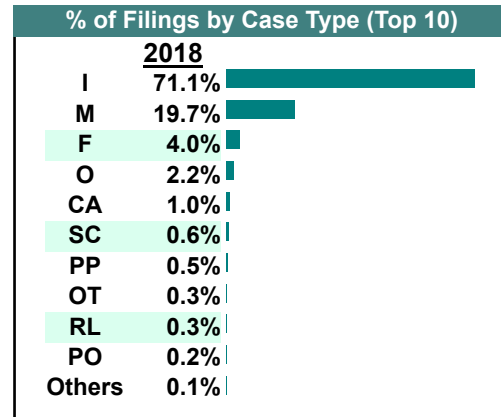
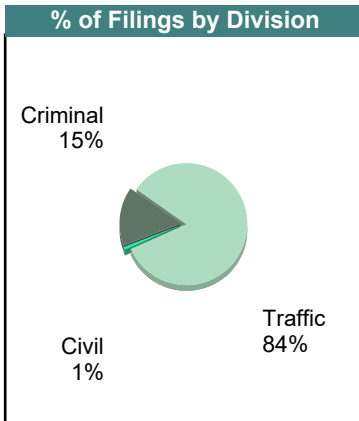

		Filings	Hearings	Transactions	Concluded	Cont
<u>Criminal</u>						
Capias	CA	30	90	90	38	52
Civil Violation	CV	6	16	16	7	9
Felony	F	144	645	645	189	456
Misdemeanor	M	378	1,219	1,220	457	763
Show Cause	SC	30	60	60	25	35
Criminal Total		588	2,030	2,031	716	1,315
<u>Traffic</u>						
Capias	CA	18	57	57	34	23
Felony	F	15	42	42	15	27
Infraction	I	2,741	3,387	3,710	2,942	767
Misdemeanor	M	436	939	939	455	484
Other	O	78	102	105	89	16
Restricted O/L	RL	13	13	13	13	-
Show Cause	SC	26	56	56	30	26
Traffic Total		3,327	4,596	4,922	3,578	1,343
<u>Civil</u>						
Bond Forfeiture	BF	3	4	9	6	3
Other	OT	22	0	22	22	-
Protective Order	PO	9	1	10	9	1
Prelim Prot Order	PP	19	26	45	19	26
Civil Total		53	31	86	56	30
Richmond-John Marshall Totals		3,968	6,657	7,039	4,350	2,688



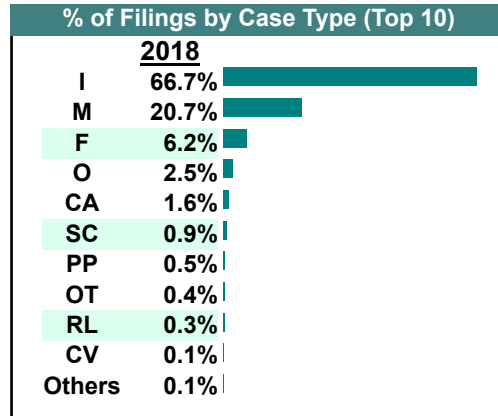
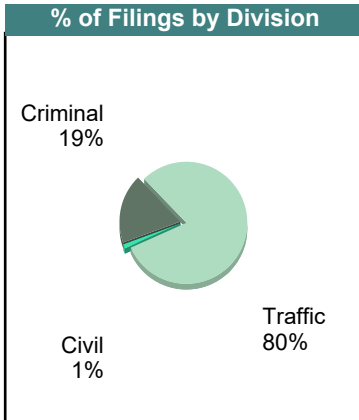

		<u>Filings</u>	<u>Hearings</u>	<u>Transactions</u>	<u>Concluded</u>	<u>Cont</u>
<u>Criminal</u>						
Capias	CA	31	96	96	45	51
Civil Violation	CV	6	28	28	9	19
Felony	F	172	635	635	205	430
Misdemeanor	M	539	1,453	1,454	535	919
Show Cause	SC	10	33	33	16	17
Criminal Total		758	2,245	2,246	810	1,436
<u>Traffic</u>						
Capias	CA	21	58	58	27	31
Felony	F	11	38	38	11	27
Infraction	I	3,103	3,857	4,182	3,377	804
Misdemeanor	M	429	982	982	372	610
Other	O	115	132	135	103	32
Restricted O/L	RL	15	15	15	15	-
Show Cause	SC	22	72	72	35	37
Traffic Total		3,716	5,154	5,482	3,940	1,541
<u>Civil</u>						
Bond Forfeiture	BF	1	2	3	1	2
Other	OT	16	0	16	16	-
Protective Order	PO	9	1	9	8	1
Prelim Prot Order	PP	30	38	73	35	38
Civil Total		56	41	101	60	41
Richmond-John Marshall Totals		4,530	7,440	7,829	4,810	3,018



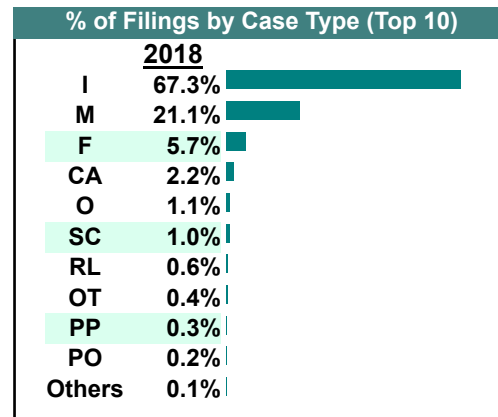
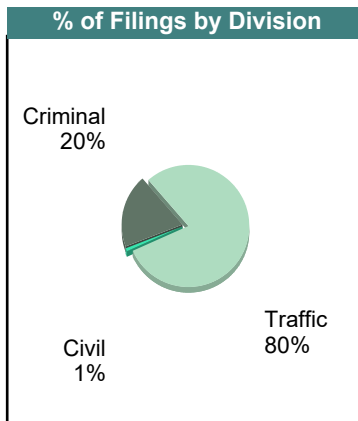

		<u>Filings</u>	<u>Hearings</u>	<u>Transactions</u>	<u>Concluded</u>	<u>Cont</u>
<u>Criminal</u>						
Capias	CA	27	111	111	51	60
Civil Violation	CV	5	15	15	2	13
Felony	F	182	728	728	263	465
Misdemeanor	M	499	1,304	1,305	488	817
Show Cause	SC	13	35	35	15	20
Criminal Total		726	2,193	2,194	819	1,375
<u>Traffic</u>						
Capias	CA	22	64	64	17	47
Civil Violation	CV	1	0	1	1	-
Felony	F	5	37	37	10	27
Infraction	I	3,333	3,860	4,291	3,324	967
Misdemeanor	M	422	859	859	375	484
Other	O	104	127	127	107	20
Restricted O/L	RL	12	12	12	12	-
Show Cause	SC	17	43	43	13	30
Traffic Total		3,916	5,002	5,434	3,859	1,575
<u>Civil</u>						
Bond Forfeiture	BF	1	2	3	1	2
Other	OT	13	0	13	13	-
Protective Order	PO	8	0	9	9	-
Prelim Prot Order	PP	23	23	51	28	23
Civil Total		45	25	76	51	25
Richmond-John Marshall Totals		4,687	7,220	7,704	4,729	2,975



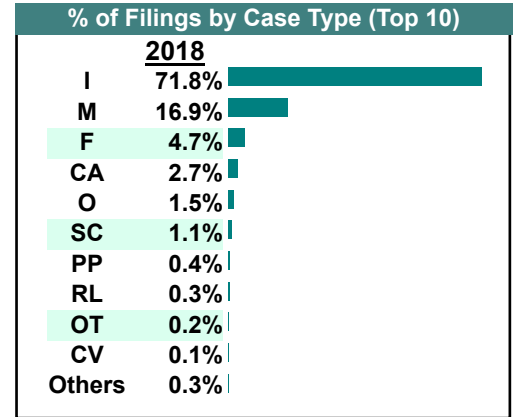
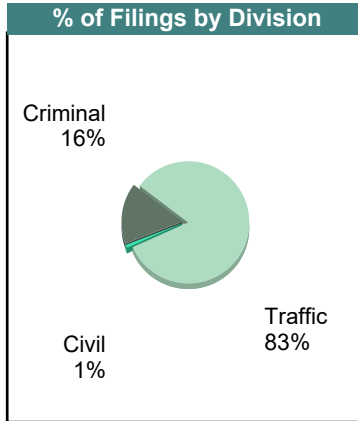
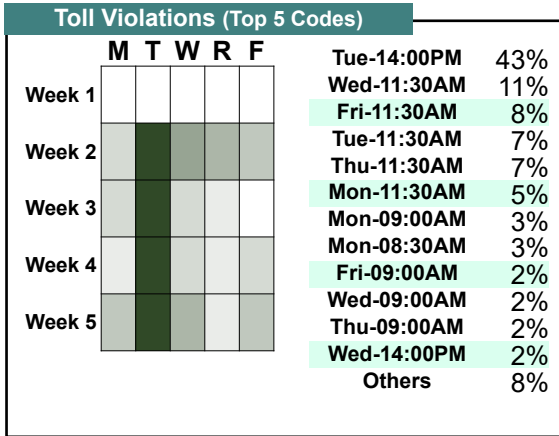
		<u>Filings</u>	<u>Hearings</u>	<u>Transactions</u>	<u>Concluded</u>	<u>Cont</u>
<u>Criminal</u>						
Capias	CA	37	169	169	70	99
Civil Violation	CV	5	15	15	2	13
Felony	F	235	757	757	199	558
Misdemeanor	M	462	1,284	1,284	467	816
Show Cause	SC	18	53	53	31	22
Criminal Total		757	2,278	2,278	769	1,508
<u>Traffic</u>						
Capias	CA	27	74	74	33	41
Felony	F	18	41	41	11	30
Infraction	I	2,720	3,218	3,606	2,665	940
Misdemeanor	M	384	828	828	361	467
Other	O	101	120	120	99	21
Restricted O/L	RL	12	12	12	12	-
Show Cause	SC	20	53	53	23	30
Traffic Total		3,282	4,346	4,734	3,204	1,529
<u>Civil</u>						
Bond Forfeiture	BF	2	2	3	1	2
Other	OT	16	0	16	16	-
Protective Order	PO	1	0	1	1	-
Prelim Prot Order	PP	21	29	40	11	29
Civil Total		40	31	60	29	31
Richmond-John Marshall Totals		4,079	6,655	7,072	4,002	3,068



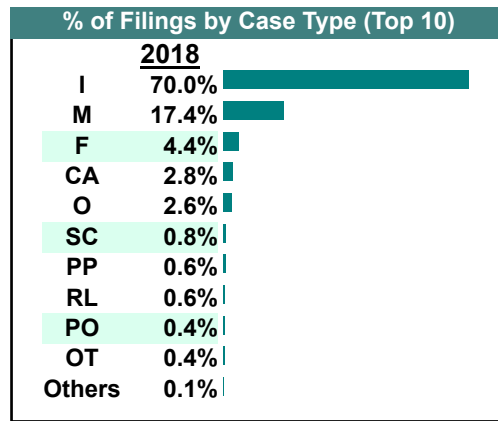
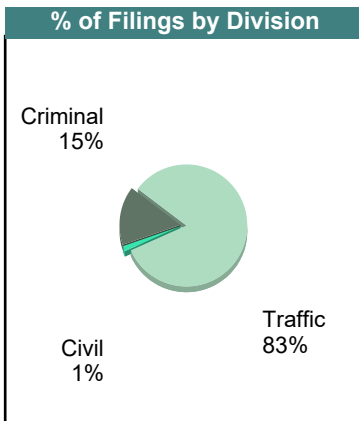

		Filings	Hearings	Transactions	Concluded	Cont
<u>Criminal</u>						
Capias	CA	72	208	208	83	125
Civil Violation	CV	4	12	12	1	11
Felony	F	236	644	644	148	496
Misdemeanor	M	500	1,232	1,234	394	839
Show Cause	SC	20	52	52	23	29
Criminal Total		832	2,148	2,150	649	1,500
<u>Traffic</u>						
Capias	CA	20	62	62	30	32
Felony	F	9	30	30	4	26
Infraction	I	2,868	3,159	3,627	2,806	821
Misdemeanor	M	400	825	825	383	442
Other	O	49	54	54	42	12
Restricted O/L	RL	25	25	25	25	-
Show Cause	SC	22	49	49	32	17
Traffic Total		3,393	4,204	4,672	3,322	1,350
<u>Civil</u>						
Bond Forfeiture	BF	0	0	1	1	-
Other	OT	16	2	18	16	2
Protective Order	PO	7	0	7	7	-
Prelim Prot Order	PP	13	24	43	19	24
Civil Total		36	26	69	43	26
Richmond-John Marshall Totals		4,261	6,378	6,891	4,014	2,876



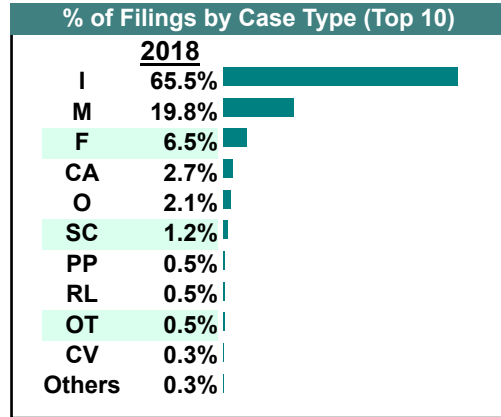
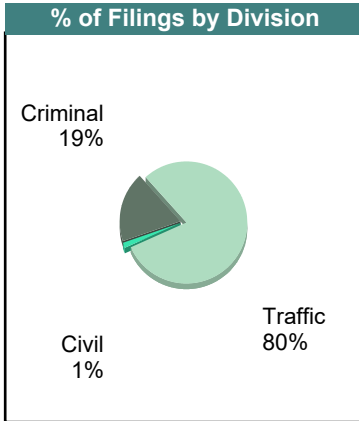
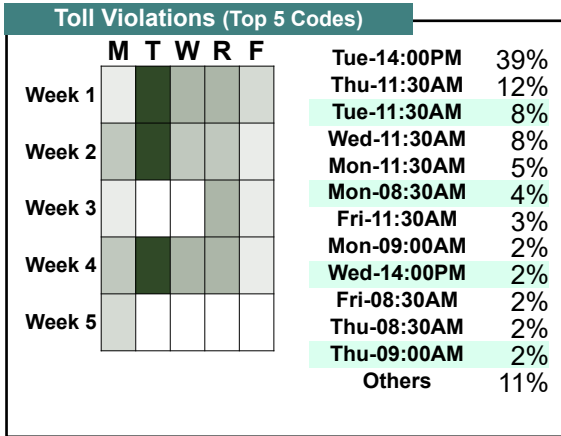
		<u>Filings</u>	<u>Hearings</u>	<u>Transactions</u>	<u>Concluded</u>	<u>Cont</u>
<u>Criminal</u>						
Capias	CA	97	223	223	91	132
Civil Violation	CV	5	20	20	9	11
Felony	F	207	681	681	151	530
Misdemeanor	M	419	1,186	1,186	401	785
Show Cause	SC	29	67	67	27	40
Criminal Total		757	2,177	2,177	679	1,498
<u>Traffic</u>						
Capias	CA	29	94	94	41	53
Civil Violation	CV	2	2	2	2	-
Felony	F	13	39	39	6	33
Infraction	I	3,396	3,711	4,127	3,395	732
Misdemeanor	M	378	864	864	389	475
Other	O	71	76	77	71	6
Restricted O/L	RL	16	16	16	16	-
Show Cause	SC	25	70	70	28	42
Traffic Total		3,930	4,872	5,289	3,948	1,341
<u>Civil</u>						
Bond Forfeiture	BF	6	6	8	2	6
Other	OT	10	0	10	10	-
Protective Order	PO	7	0	7	7	-
Prelim Prot Order	PP	19	33	53	20	33
Civil Total		42	39	78	39	39
Richmond-John Marshall Totals		4,729	7,088	7,544	4,666	2,878



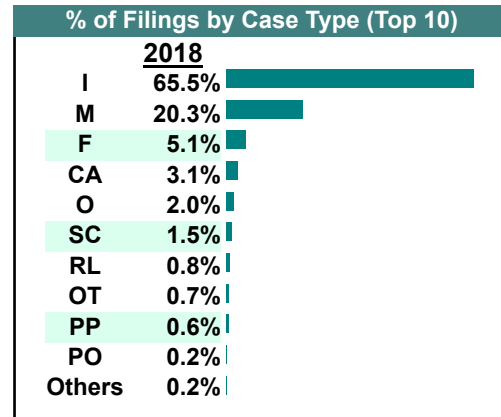
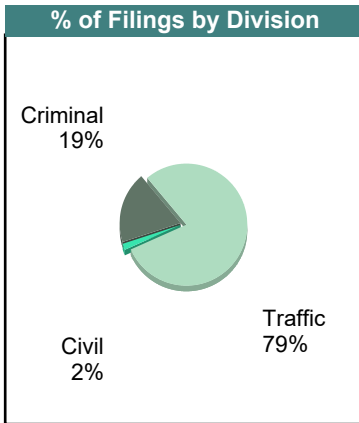

		<u>Filings</u>	<u>Hearings</u>	<u>Transactions</u>	<u>Concluded</u>	<u>Cont</u>
<u>Criminal</u>						
Capias	CA	95	231	231	78	153
Civil Violation	CV	6	24	25	9	16
Felony	F	194	610	610	176	434
Misdemeanor	M	410	1,178	1,179	383	796
Show Cause	SC	21	65	65	33	32
Criminal Total		726	2,108	2,110	679	1,431
<u>Traffic</u>						
Capias	CA	38	85	85	27	58
Felony	F	11	27	27	9	18
Infraction	I	3,293	3,548	3,975	3,074	901
Misdemeanor	M	406	915	915	454	461
Other	O	120	138	140	127	13
Restricted O/L	RL	26	26	26	26	-
Show Cause	SC	17	50	50	24	26
Traffic Total		3,911	4,789	5,218	3,741	1,477
<u>Civil</u>						
Bond Forfeiture	BF	0	1	3	2	1
Other	OT	17	0	17	17	-
Protective Order	PO	18	2	19	17	2
Prelim Prot Order	PP	30	42	75	33	42
Civil Total		65	45	114	69	45
Richmond-John Marshall Totals		4,702	6,942	7,442	4,489	2,953



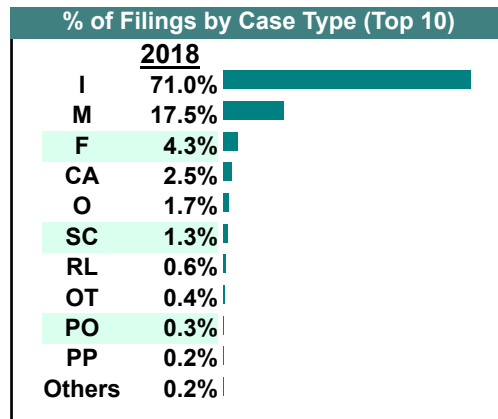
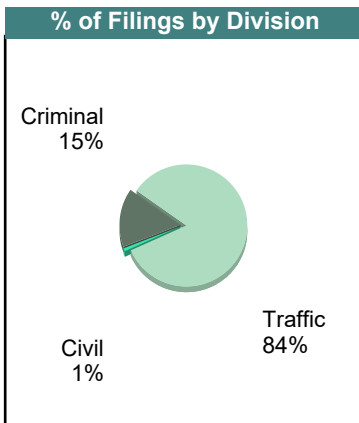

		<u>Filings</u>	<u>Hearings</u>	<u>Transactions</u>	<u>Concluded</u>	<u>Cont</u>
<u>Criminal</u>						
Capias	CA	70	154	154	54	100
Civil Violation	CV	10	25	25	7	18
Felony	F	237	588	588	178	410
Misdemeanor	M	368	1,054	1,054	348	706
Show Cause	SC	27	54	54	19	35
Criminal Total		712	1,875	1,875	606	1,269
<u>Traffic</u>						
Capias	CA	32	91	91	39	52
Civil Violation	CV	1	1	1	1	-
Felony	F	13	27	27	6	21
Infraction	I	2,511	3,033	3,351	2,609	742
Misdemeanor	M	392	841	841	375	466
Other	O	80	88	88	71	17
Restricted O/L	RL	21	21	21	21	-
Show Cause	SC	19	62	62	25	37
Traffic Total		3,069	4,164	4,482	3,147	1,335
<u>Civil</u>						
Bond Forfeiture	BF	4	6	10	4	6
Other	OT	19	0	19	19	-
Protective Order	PO	6	0	6	6	-
Prelim Prot Order	PP	21	28	46	18	28
Civil Total		50	34	81	47	34
Richmond-John Marshall Totals		3,831	6,073	6,438	3,800	2,638



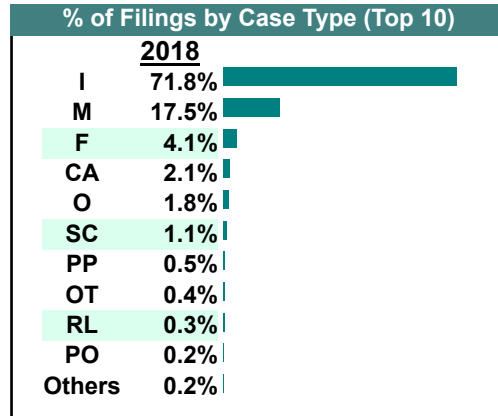
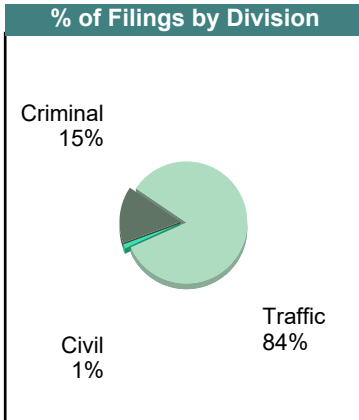

		<u>Filings</u>	<u>Hearings</u>	<u>Transactions</u>	<u>Concluded</u>	<u>Cont</u>
<u>Criminal</u>						
Capias	CA	77	150	150	70	80
Civil Violation	CV	4	21	21	6	15
Felony	F	203	577	577	169	408
Misdemeanor	M	457	1,112	1,114	380	734
Show Cause	SC	27	58	58	24	34
Criminal Total		768	1,918	1,920	649	1,271
<u>Traffic</u>						
Capias	CA	49	102	102	38	64
Felony	F	3	15	15	8	7
Infraction	I	2,653	3,585	3,933	3,125	808
Misdemeanor	M	364	865	866	401	465
Other	O	82	87	87	83	4
Restricted O/L	RL	33	33	33	33	-
Show Cause	SC	33	61	61	25	36
Traffic Total		3,217	4,748	5,097	3,713	1,384
<u>Civil</u>						
Bond Forfeiture	BF	4	4	7	3	4
Other	OT	29	0	29	29	-
Protective Order	PO	7	0	7	7	-
Prelim Prot Order	PP	26	28	44	16	28
Show Cause	SC	1	0	1	1	-
Civil Total		67	32	88	56	32
Richmond-John Marshall Totals		4,052	6,698	7,105	4,418	2,687



		Filings	Hearings	Transactions	Concluded	Cont
<u>Criminal</u>						
Capias	CA	67	136	136	53	83
Civil Violation	CV	7	18	18	4	14
Felony	F	176	512	512	147	365
Misdemeanor	M	375	1,084	1,084	405	679
Show Cause	SC	31	55	55	22	33
Criminal Total		656	1,805	1,805	631	1,174
<u>Traffic</u>						
Capias	CA	41	78	78	37	41
Felony	F	8	25	25	8	17
Infraction	I	3,028	3,220	3,561	2,796	765
Misdemeanor	M	370	791	791	323	468
Other	O	74	84	85	76	9
Restricted O/L	RL	26	26	26	26	-
Show Cause	SC	24	47	47	17	30
Traffic Total		3,571	4,271	4,613	3,283	1,330
<u>Civil</u>						
Bond Forfeiture	BF	1	4	9	5	4
Other	OT	17	0	17	17	-
Protective Order	PO	11	0	11	11	-
Prelim Prot Order	PP	8	16	30	14	16
Civil Total		37	20	67	47	20
Richmond-John Marshall Totals		4,264	6,096	6,485	3,961	2,524



		Filings	Hearings	Transactions	Concluded	Cont
<u>Criminal</u>						
Capias	CA	56	123	123	48	75
Civil Violation	CV	6	18	18	6	12
Felony	F	170	538	538	141	397
Misdemeanor	M	388	1,036	1,037	345	692
Show Cause	SC	27	48	48	20	28
Criminal Total		647	1,763	1,764	560	1,204
<u>Traffic</u>						
Capias	CA	36	92	92	42	50
Felony	F	10	27	27	11	16
Infraction	I	3,123	3,482	3,821	3,132	689
Misdemeanor	M	372	872	873	387	486
Other	O	78	99	100	83	17
Restricted O/L	RL	15	15	15	15	-
Show Cause	SC	20	40	40	24	16
Traffic Total		3,654	4,627	4,968	3,694	1,274
<u>Civil</u>						
Bond Forfeiture	BF	3	1	4	3	1
Other	OT	18	0	18	18	-
Protective Order	PO	9	0	9	9	-
Prelim Prot Order	PP	20	23	41	18	23
Civil Total		50	24	72	48	24
Richmond-John Marshall Totals		4,351	6,414	6,804	4,302	2,502



		<u>Filings</u>	<u>Hearings</u>	<u>Transactions</u>	<u>Concluded</u>	<u>Cont</u>
<u>Criminal</u>						
Capias	CA	0	3	3	0	3
Felony	F	0	5	5	0	5
Misdemeanor	M	0	3	3	0	3
Show Cause	SC	0	2	2	0	2
Criminal Total		0	13	13	0	13
<u>Traffic</u>						
Capias	CA	0	1	1	1	-
Infraction	I	0	1	1	0	1
Misdemeanor	M	0	1	1	0	1
Traffic Total		0	3	3	1	2
Richmond-Manch Totals		0	16	16	1	15

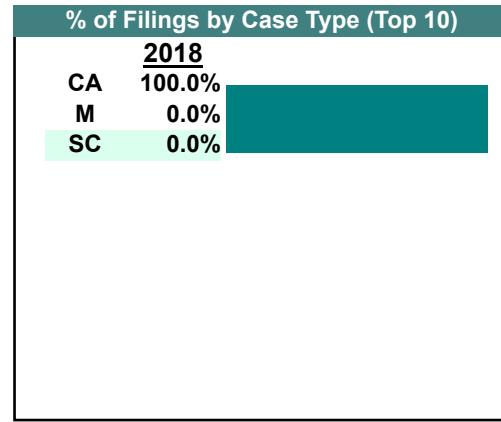
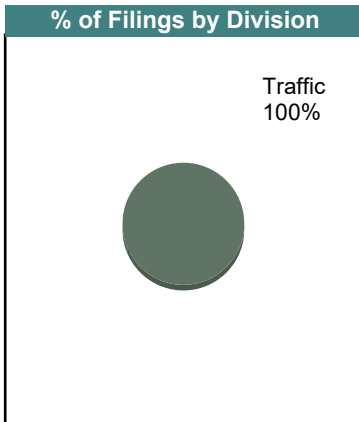
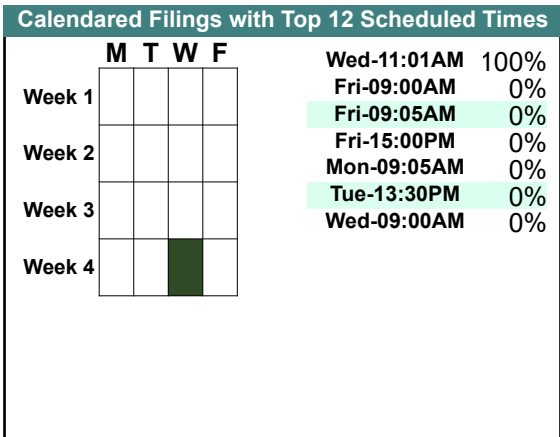
Calendared Filings with Top 12 Scheduled Times			
	M	W	F
Week 1			
Week 2			
Week 3			
Week 4			

Fri-09:00AM	0%
Mon-12:00PM	0%
Wed-09:05AM	0%

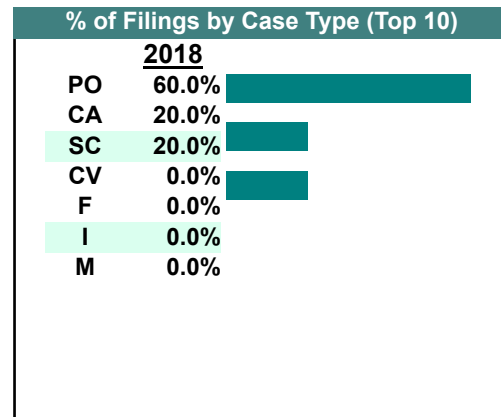
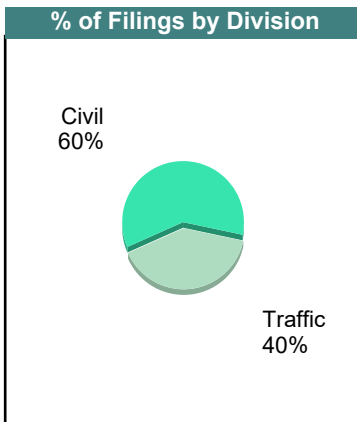
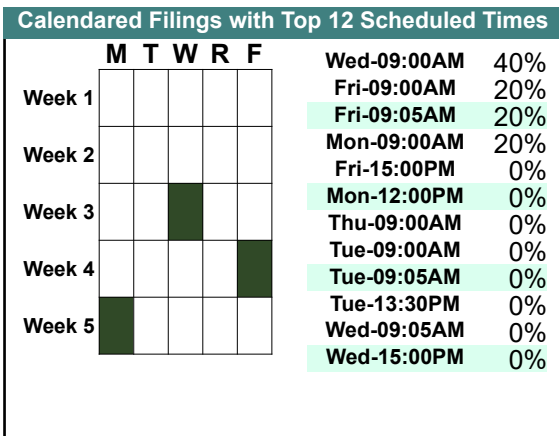
% of Filings by Division

% of Filings by Case Type (Top 10)	
<u>2018</u>	
CA	0.0%
F	0.0%
I	0.0%
M	0.0%
SC	0.0%

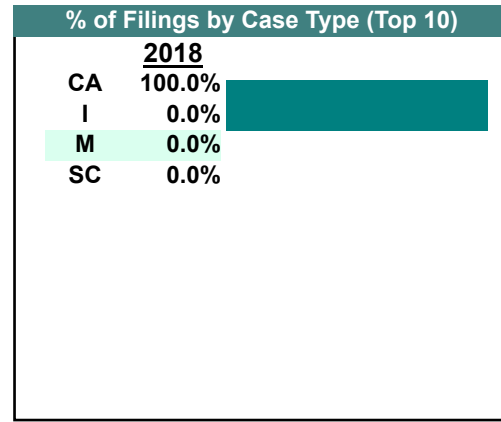
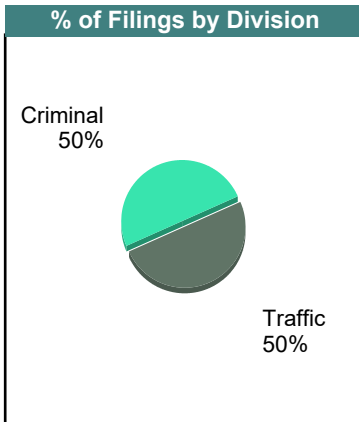
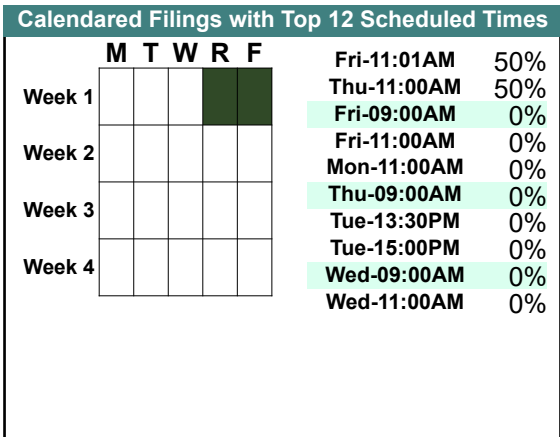
		Filings	Hearings	Transactions	Concluded	Cont
<u>Criminal</u>						
Capias	CA	0	3	3	1	2
Misdemeanor	M	0	6	6	6	-
Show Cause	SC	0	3	3	1	2
Criminal Total		0	12	12	8	4
<u>Traffic</u>						
Capias	CA	1	6	6	0	6
Misdemeanor	M	0	11	11	10	1
Show Cause	SC	0	1	1	1	-
Traffic Total		1	18	18	11	7
Richmond-Manch Totals		1	30	30	19	11



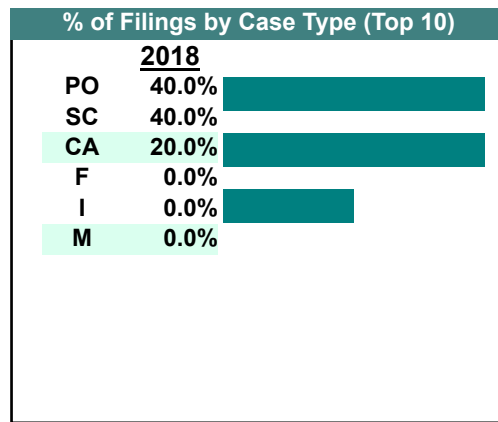
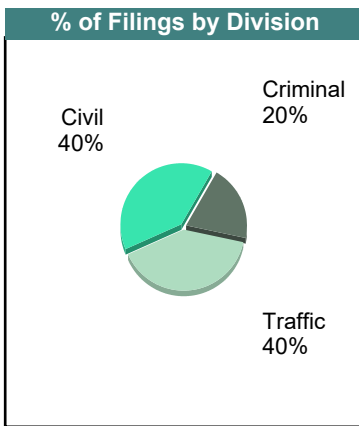
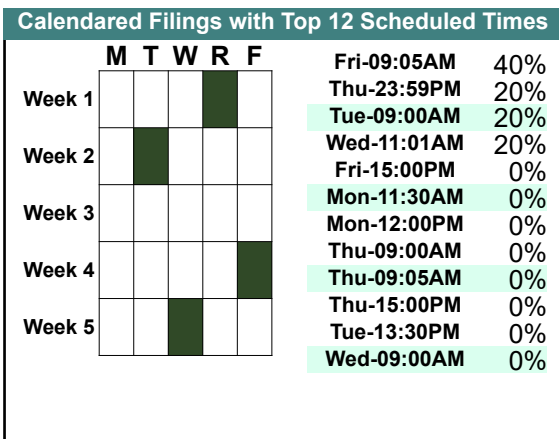
		<u>Filings</u>	<u>Hearings</u>	<u>Transactions</u>	<u>Concluded</u>	<u>Cont</u>
<u>Criminal</u>						
Capias	CA	0	2	2	1	1
Felony	F	0	3	3	2	1
Misdemeanor	M	0	10	10	7	3
Show Cause	SC	0	1	1	1	-
Criminal Total		0	16	16	11	5
<u>Traffic</u>						
Capias	CA	1	9	9	1	8
Civil Violation	CV	0	1	1	1	-
Infraction	I	0	9	9	9	-
Misdemeanor	M	0	21	21	21	-
Show Cause	SC	1	10	10	8	2
Traffic Total		2	50	50	40	10
<u>Civil</u>						
Protective Order	PO	3	0	3	3	-
Civil Total		3	0	3	3	0
Richmond-Manch Totals		5	66	69	54	15



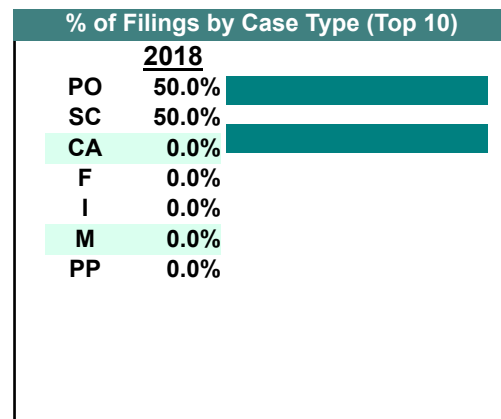
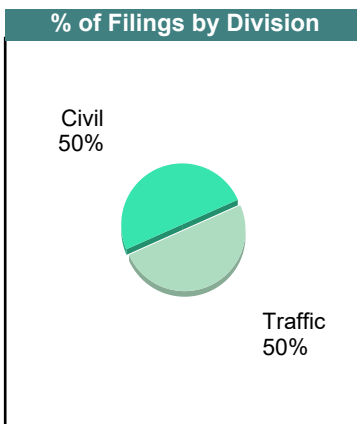
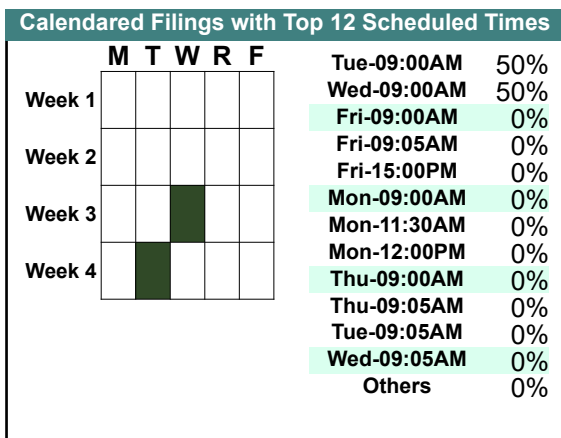
		Filings	Hearings	Transactions	Concluded	Cont
<u>Criminal</u>						
Capias	CA	1	3	3	2	1
Misdemeanor	M	0	3	3	2	1
Criminal Total		1	6	6	4	2
<u>Traffic</u>						
Capias	CA	1	3	3	1	2
Infraction	I	0	153	153	152	1
Misdemeanor	M	0	1	1	0	1
Show Cause	SC	0	1	1	1	-
Traffic Total		1	158	158	154	4
Richmond-Manch Totals		2	164	164	158	6



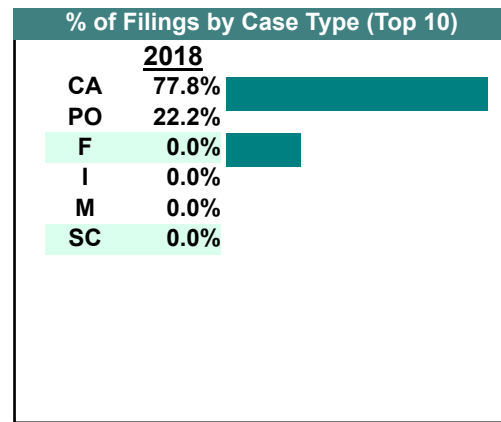
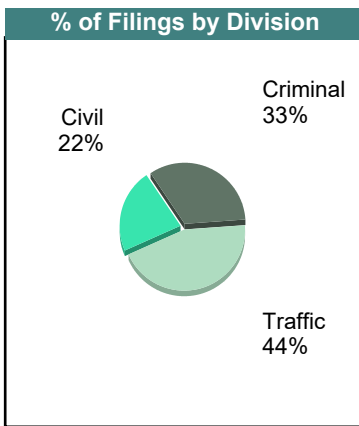
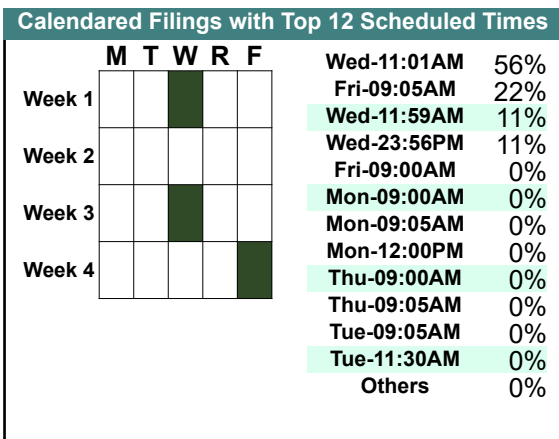
		<u>Filings</u>	<u>Hearings</u>	<u>Transactions</u>	<u>Concluded</u>	<u>Cont</u>
<u>Criminal</u>						
Capias	CA	0	9	9	3	6
Felony	F	0	1	1	0	1
Misdemeanor	M	0	15	15	8	7
Show Cause	SC	1	5	5	4	1
Criminal Total		1	30	30	15	15
<u>Traffic</u>						
Capias	CA	1	6	6	4	2
Infraction	I	0	1	1	1	-
Misdemeanor	M	0	2	2	2	-
Show Cause	SC	1	2	2	0	2
Traffic Total		2	11	11	7	4
<u>Civil</u>						
Protective Order	PO	2	0	2	2	-
Civil Total		2	0	2	2	0
Richmond-Manch Totals		5	41	43	24	19



		Filings	Hearings	Transactions	Concluded	Cont
<u>Criminal</u>						
Capias	CA	0	9	9	5	4
Felony	F	0	1	1	0	1
Misdemeanor	M	0	13	13	9	4
Show Cause	SC	0	3	3	3	-
Criminal Total		0	26	26	17	9
<u>Traffic</u>						
Capias	CA	0	8	8	2	5
Infraction	I	0	1	1	0	1
Misdemeanor	M	0	3	3	0	3
Show Cause	SC	1	5	5	3	2
Traffic Total		1	17	17	5	11
<u>Civil</u>						
Protective Order	PO	1	0	1	1	-
Prelim Prot Order	PP	0	1	2	1	-
Civil Total		1	1	3	2	0
Richmond-Manch Totals		2	44	46	24	20



		<u>Filings</u>	<u>Hearings</u>	<u>Transactions</u>	<u>Concluded</u>	<u>Cont</u>
<u>Criminal</u>						
Capias	CA	3	9	9	2	7
Felony	F	0	2	2	0	2
Misdemeanor	M	0	14	14	0	14
Show Cause	SC	0	3	3	1	2
Criminal Total		3	28	28	3	25
<u>Traffic</u>						
Capias	CA	4	13	13	4	9
Infraction	I	0	2	2	1	1
Misdemeanor	M	0	5	5	2	3
Show Cause	SC	0	10	10	4	6
Traffic Total		4	30	30	11	19
<u>Civil</u>						
Protective Order	PO	2	0	2	2	-
Civil Total		2	0	2	2	0
Richmond-Manch Totals		9	58	60	16	44



		<u>Filings</u>	<u>Hearings</u>	<u>Transactions</u>	<u>Concluded</u>	<u>Cont</u>
<u>Criminal</u>						
Capias	CA	0	9	9	4	5
Felony	F	0	1	1	1	-
Misdemeanor	M	0	8	8	2	6
Show Cause	SC	0	7	7	3	4
Criminal Total		0	25	25	10	15
<u>Traffic</u>						
Capias	CA	0	14	14	9	5
Infraction	I	0	4	4	2	2
Misdemeanor	M	0	12	12	10	2
Show Cause	SC	0	2	2	1	1
Traffic Total		0	32	32	22	10
Richmond-Manch Totals		0	57	57	32	25


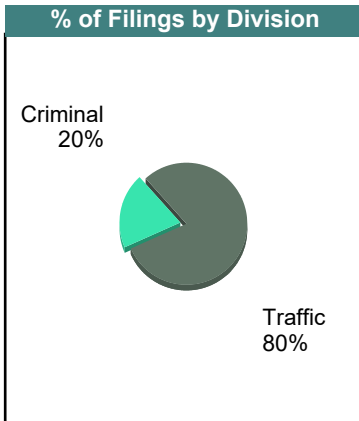
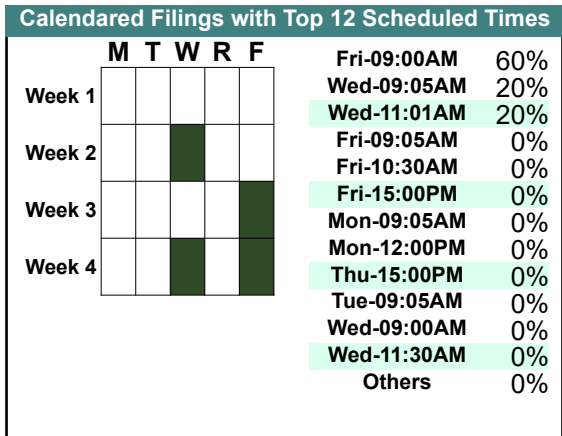
Calendared Filings with Top 12 Scheduled Times					
	M	T	W	R	F
Week 1					
Week 2					
Week 3					
Week 4					
Week 5					

Fri-09:00AM	0%
Fri-09:05AM	0%
Mon-09:00AM	0%
Mon-09:05AM	0%
Thu-09:00AM	0%
Thu-11:30AM	0%
Tue-09:00AM	0%
Tue-09:05AM	0%
Tue-11:00AM	0%
Tue-13:30PM	0%
Wed-09:00AM	0%
Wed-10:30AM	0%
Others	0%

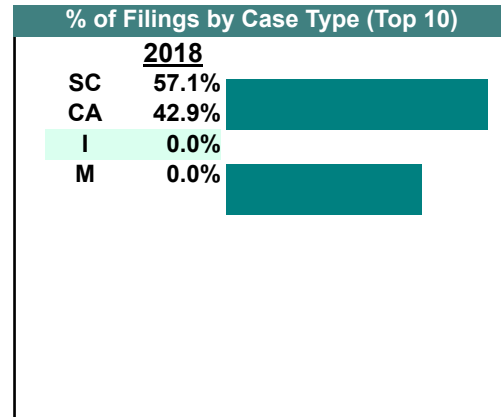
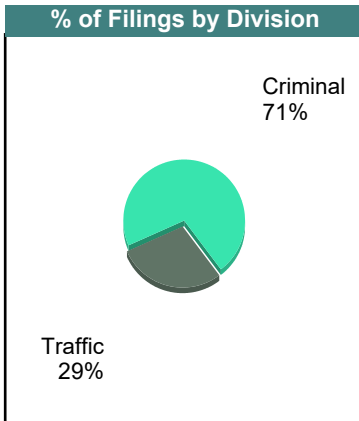
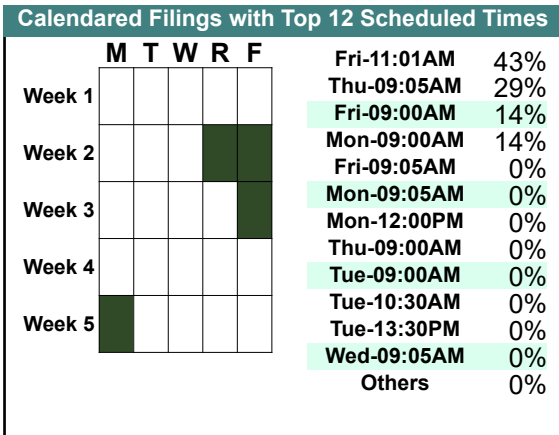
% of Filings by Division

% of Filings by Case Type (Top 10)	
<u>2018</u>	
CA	0.0%
F	0.0%
I	0.0%
M	0.0%
SC	0.0%


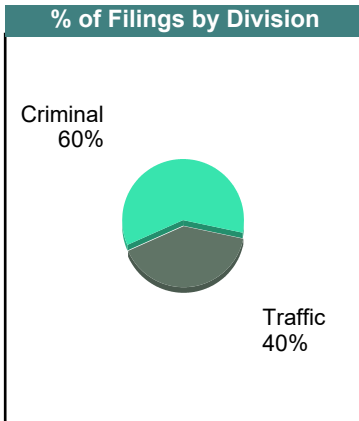
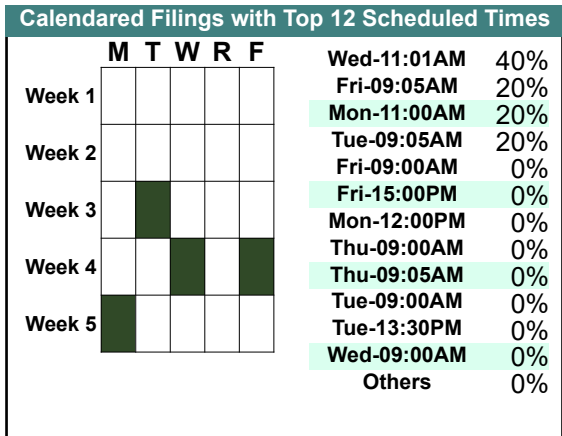
		Filings	Hearings	Transactions	Concluded	Cont
<u>Criminal</u>						
Capias	CA	0	10	10	3	7
Felony	F	0	2	2	1	1
Misdemeanor	M	0	31	31	28	3
Show Cause	SC	1	3	3	0	3
Criminal Total		1	46	46	32	14
<u>Traffic</u>						
Capias	CA	2	12	12	2	10
Infraction	I	0	4	4	1	3
Misdemeanor	M	0	22	22	10	11
Show Cause	SC	2	4	4	1	2
Traffic Total		4	42	42	14	26
Richmond-Manch Totals		5	88	88	46	40



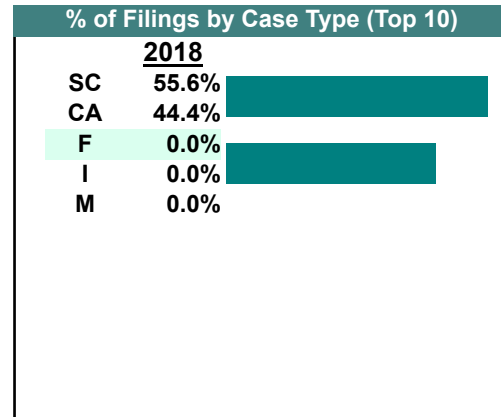
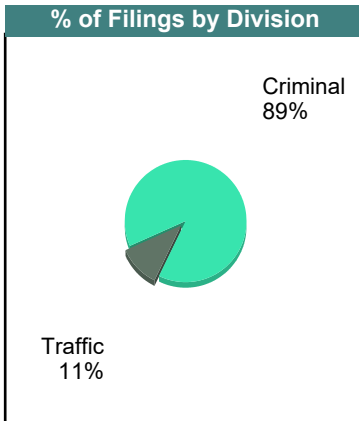
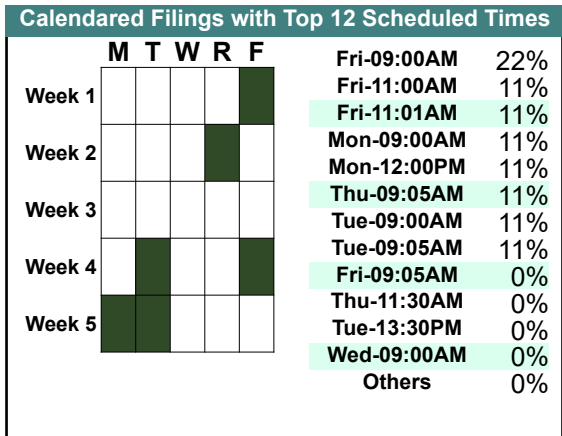
		Filings	Hearings	Transactions	Concluded	Cont
<u>Criminal</u>						
Capias	CA	3	18	18	8	10
Misdemeanor	M	0	11	11	4	7
Show Cause	SC	2	7	7	2	3
Criminal Total		5	36	36	14	20
<u>Traffic</u>						
Capias	CA	0	17	17	6	10
Infraction	I	0	3	3	2	1
Misdemeanor	M	0	8	8	4	4
Show Cause	SC	2	8	8	2	5
Traffic Total		2	36	36	14	20
Richmond-Manch Totals		7	72	72	28	40



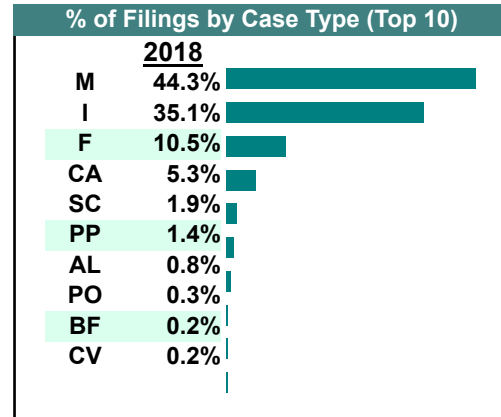
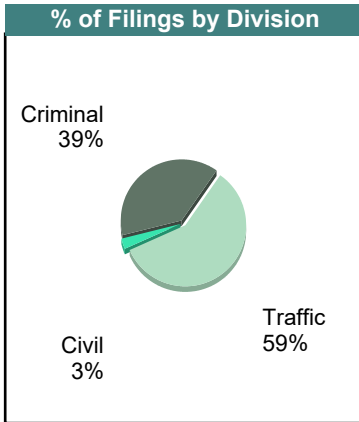
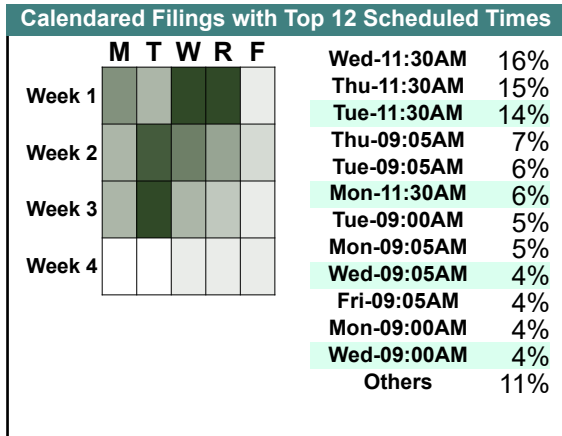
		Filings	Hearings	Transactions	Concluded	Cont
<u>Criminal</u>						
Capias	CA	2	12	12	7	5
Felony	F	0	3	3	3	-
Misdemeanor	M	0	17	17	11	6
Show Cause	SC	1	6	6	3	3
Criminal Total		3	38	38	24	14
<u>Traffic</u>						
Capias	CA	2	16	16	8	7
Infraction	I	0	3	3	2	1
Misdemeanor	M	0	19	19	15	4
Show Cause	SC	0	6	6	4	1
Traffic Total		2	44	44	29	13
Richmond-Manch Totals		5	82	82	53	27



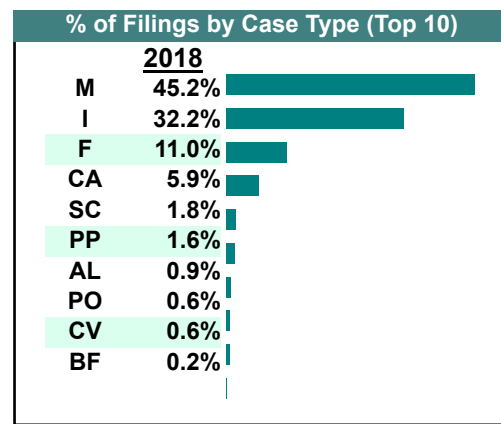
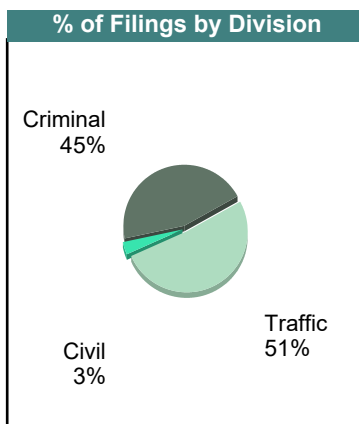
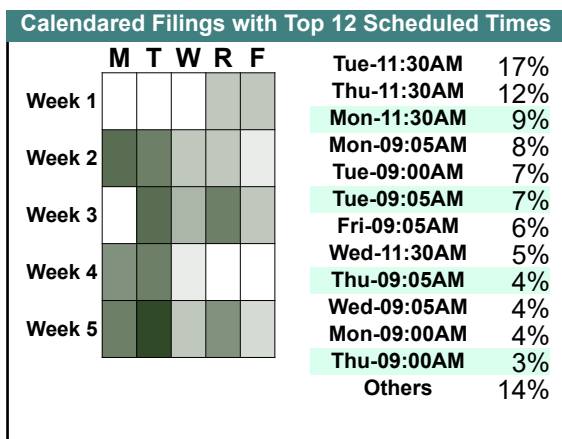
		Filings	Hearings	Transactions	Concluded	Cont
<u>Criminal</u>						
Capias	CA	3	19	19	7	12
Felony	F	0	5	7	5	2
Misdemeanor	M	0	10	10	4	6
Show Cause	SC	5	9	9	1	7
Criminal Total		8	43	45	17	27
<u>Traffic</u>						
Capias	CA	1	11	11	3	7
Infraction	I	0	2	2	1	1
Misdemeanor	M	0	9	9	5	4
Show Cause	SC	0	3	3	1	2
Traffic Total		1	25	25	10	14
Richmond-Manch Totals		9	68	70	27	41



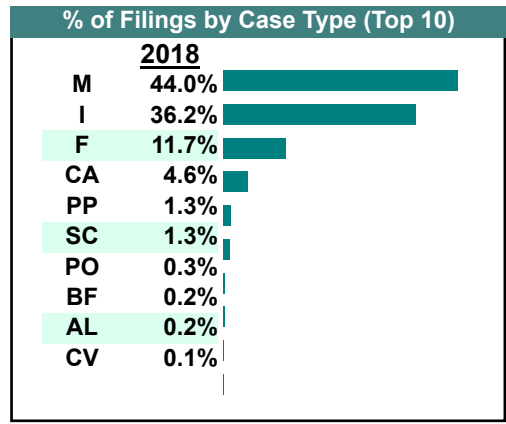
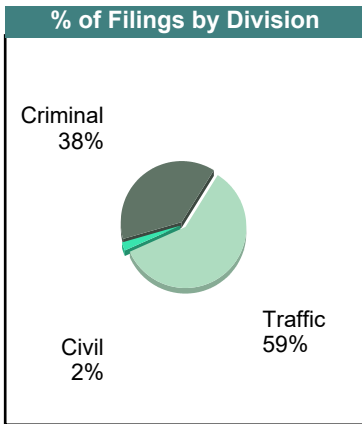
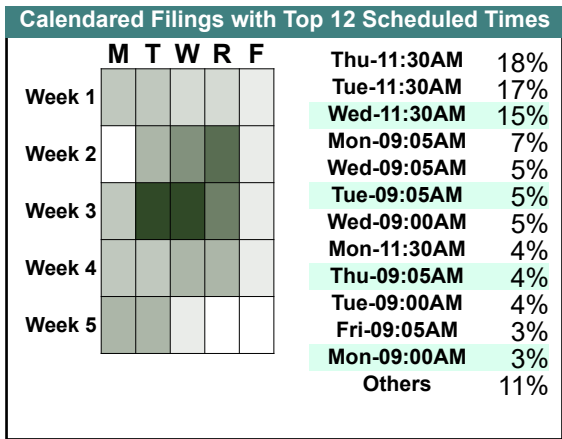
		Filings	Hearings	Transactions	Concluded	Cont
<u>Criminal</u>						
Capias	CA	37	162	162	62	100
Civil Violation	CV	2	10	10	2	8
Felony	F	91	531	544	163	381
Misdemeanor	M	230	921	922	293	629
Show Cause	SC	15	67	67	29	38
Criminal Total		375	1,691	1,705	549	1,156
<u>Traffic</u>						
Capias	CA	14	60	60	26	34
Felony	F	11	28	29	7	22
Infraction	I	340	626	715	395	320
Misdemeanor	M	200	667	668	247	421
Show Cause	SC	3	4	4	1	3
Traffic Total		568	1,385	1,476	676	800
<u>Civil</u>						
Admin License	AL	8	2	9	7	2
Bond Forfeiture	BF	2	1	3	2	1
Protective Order	PO	3	0	9	9	-
Prelim Prot Order	PP	14	2	22	20	2
Civil Total		27	5	43	38	5
Richmond-Marsh Totals		970	3,081	3,224	1,263	1,961



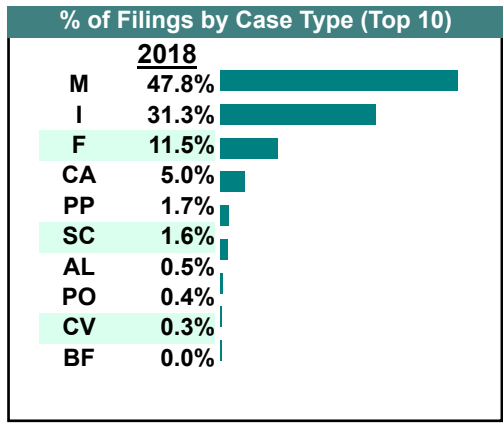
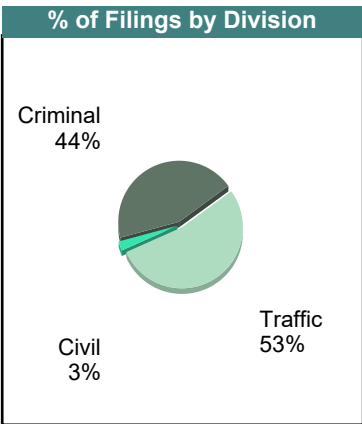
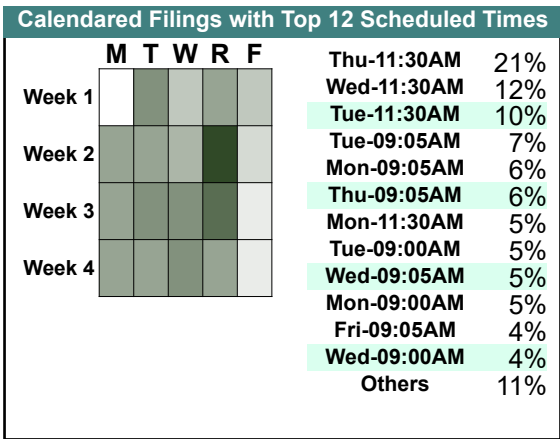
		<u>Filings</u>	<u>Hearings</u>	<u>Transactions</u>	<u>Concluded</u>	<u>Cont</u>
<u>Criminal</u>						
Capias	CA	48	184	184	61	123
Civil Violation	CV	6	12	12	4	8
Felony	F	132	577	592	158	434
Misdemeanor	M	366	1,192	1,201	419	779
Show Cause	SC	21	53	53	15	36
Criminal Total		573	2,018	2,042	657	1,380
<u>Traffic</u>						
Capias	CA	27	89	89	40	49
Civil Violation	CV	1	2	2	1	1
Felony	F	7	21	21	4	17
Infraction	I	407	671	767	420	344
Misdemeanor	M	205	721	723	273	448
Show Cause	SC	2	7	7	3	4
Traffic Total		649	1,511	1,609	741	863
<u>Civil</u>						
Admin License	AL	11	0	11	11	-
Bond Forfeiture	BF	2	3	5	3	2
Protective Order	PO	8	1	9	8	1
Prelim Prot Order	PP	20	11	28	17	11
Civil Total		41	15	53	39	14
Richmond-Marsh Totals		1,263	3,544	3,704	1,437	2,257



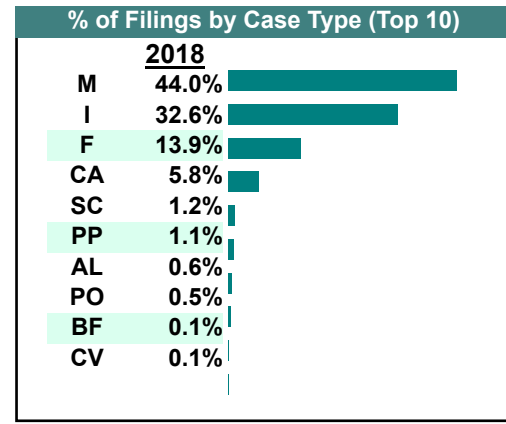
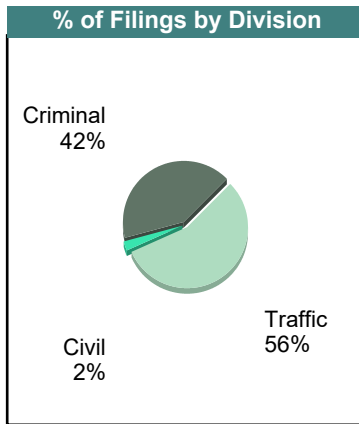
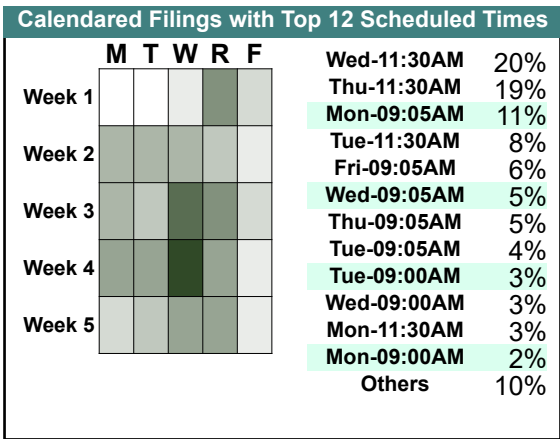
		Filings	Hearings	Transactions	Concluded	Cont
<u>Criminal</u>						
Capias	CA	43	195	195	58	137
Civil Violation	CV	2	8	8	3	5
Felony	F	183	661	680	186	494
Misdemeanor	M	382	1,284	1,293	434	859
Show Cause	SC	17	54	54	13	41
Criminal Total		627	2,202	2,230	694	1,536
<u>Traffic</u>						
Capias	CA	32	111	111	42	69
Civil Violation	CV	0	1	1	0	1
Felony	F	7	17	17	3	14
Infraction	I	590	819	962	544	417
Misdemeanor	M	336	874	874	307	567
Show Cause	SC	4	13	13	8	5
Traffic Total		969	1,835	1,978	904	1,073
<u>Civil</u>						
Admin License	AL	3	1	4	3	1
Bond Forfeiture	BF	4	6	9	5	4
Protective Order	PO	5	0	5	5	-
Prelim Prot Order	PP	22	11	37	26	11
Civil Total		34	18	55	39	16
Richmond-Marsh Totals		1,630	4,055	4,263	1,637	2,625



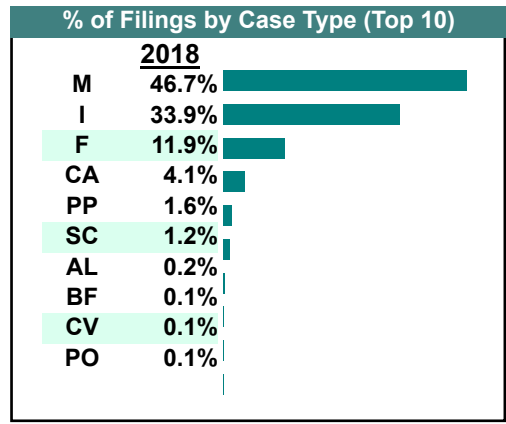
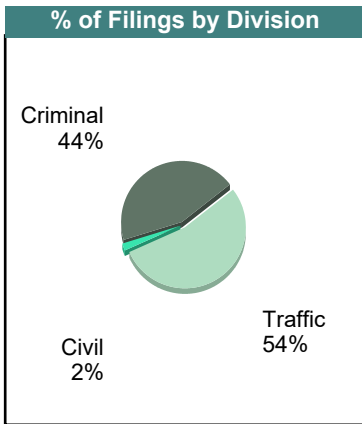
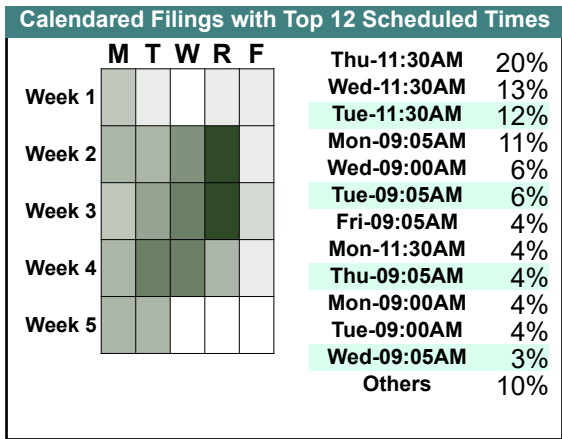
		Filings	Hearings	Transactions	Concluded	Cont
<u>Criminal</u>						
Capias	CA	54	169	169	63	106
Civil Violation	CV	3	7	7	1	6
Felony	F	151	596	611	146	465
Misdemeanor	M	358	1,121	1,125	333	791
Show Cause	SC	19	42	42	18	24
Criminal Total		585	1,935	1,954	561	1,392
<u>Traffic</u>						
Capias	CA	12	85	85	23	62
Civil Violation	CV	1	2	2	0	2
Felony	F	2	16	16	3	13
Infraction	I	416	685	780	427	350
Misdemeanor	M	278	787	787	312	473
Show Cause	SC	2	9	9	4	5
Traffic Total		711	1,584	1,679	769	905
<u>Civil</u>						
Admin License	AL	6	1	6	5	1
Bond Forfeiture	BF	0	2	2	0	2
Protective Order	PO	5	2	6	4	2
Prelim Prot Order	PP	23	11	36	25	11
Civil Total		34	16	50	34	16
Richmond-Marsh Totals		1,330	3,535	3,683	1,364	2,313



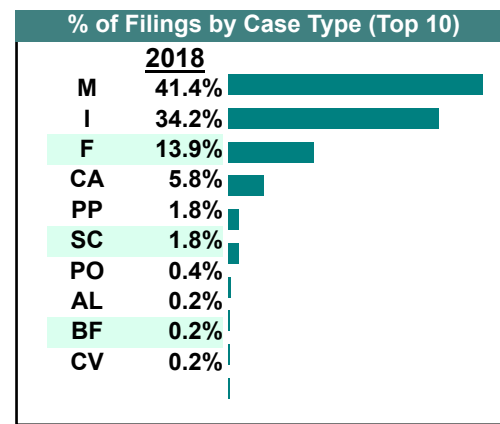
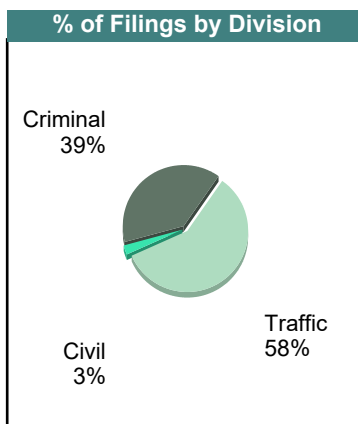
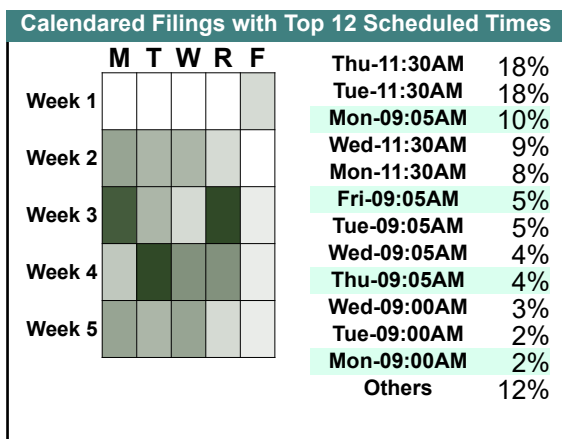
		<u>Filings</u>	<u>Hearings</u>	<u>Transactions</u>	<u>Concluded</u>	<u>Cont</u>
<u>Criminal</u>						
Capias	CA	62	195	195	60	135
Civil Violation	CV	2	8	8	2	6
Felony	F	214	660	677	173	504
Misdemeanor	M	369	1,196	1,202	408	794
Show Cause	SC	18	53	53	27	26
Criminal Total		665	2,112	2,135	670	1,465
<u>Traffic</u>						
Capias	CA	31	91	91	26	65
Civil Violation	CV	0	1	1	1	-
Felony	F	8	24	24	12	12
Infraction	I	519	829	959	586	373
Misdemeanor	M	332	909	911	352	559
Show Cause	SC	1	9	9	2	7
Traffic Total		891	1,863	1,995	979	1,016
<u>Civil</u>						
Admin License	AL	10	1	10	9	-
Bond Forfeiture	BF	2	5	5	0	4
Protective Order	PO	8	0	8	8	-
Prelim Prot Order	PP	18	14	38	24	14
Civil Total		38	20	61	41	18
Richmond-Marsh Totals		1,594	3,995	4,191	1,690	2,499



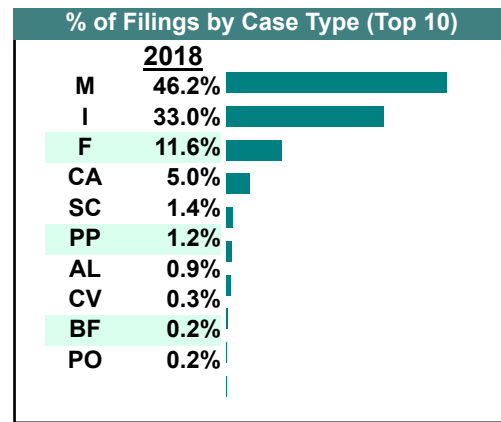
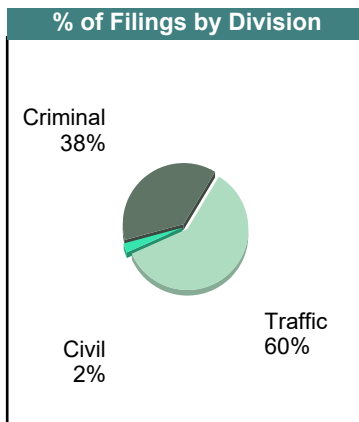
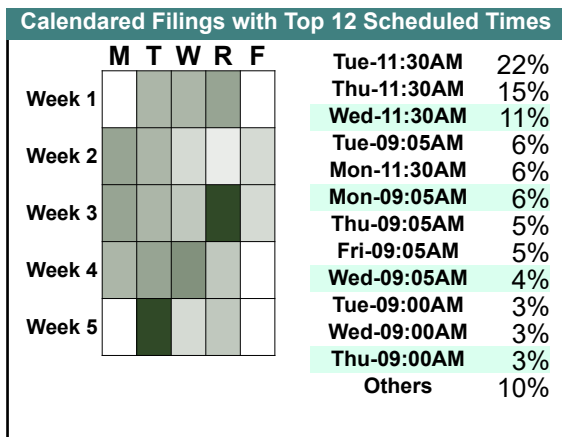
		Filings	Hearings	Transactions	Concluded	Cont
<u>Criminal</u>						
Capias	CA	35	152	152	36	116
Civil Violation	CV	2	12	12	5	7
Felony	F	157	598	622	213	409
Misdemeanor	M	407	1,128	1,164	385	778
Show Cause	SC	13	48	48	24	24
Criminal Total		614	1,938	1,998	663	1,334
<u>Traffic</u>						
Capias	CA	22	103	103	38	65
Civil Violation	CV	0	1	1	0	1
Felony	F	9	22	22	9	13
Infraction	I	473	678	798	483	315
Misdemeanor	M	245	786	786	294	492
Show Cause	SC	4	13	13	7	6
Traffic Total		753	1,603	1,723	831	892
<u>Civil</u>						
Admin License	AL	3	1	3	2	-
Bond Forfeiture	BF	2	5	8	4	4
Protective Order	PO	2	0	2	2	-
Prelim Prot Order	PP	22	22	40	18	22
Civil Total		29	28	53	26	26
Richmond-Marsh Totals		1,396	3,569	3,774	1,520	2,252



		Filings	Hearings	Transactions	Concluded	Cont
<u>Criminal</u>						
Capias	CA	59	193	193	62	131
Civil Violation	CV	4	13	13	4	9
Felony	F	223	731	749	201	548
Misdemeanor	M	339	1,222	1,237	401	836
Show Cause	SC	17	67	67	28	39
Criminal Total		642	2,226	2,259	696	1,563
<u>Traffic</u>						
Capias	CA	37	114	114	31	83
Civil Violation	CV	0	1	1	1	-
Felony	F	7	25	25	8	17
Infraction	I	565	799	960	539	416
Misdemeanor	M	344	972	974	367	606
Show Cause	SC	12	19	19	9	10
Traffic Total		965	1,930	2,093	955	1,132
<u>Civil</u>						
Admin License	AL	4	0	4	4	-
Bond Forfeiture	BF	4	11	15	5	10
Protective Order	PO	6	0	7	7	-
Prelim Prot Order	PP	29	30	55	25	30
Civil Total		43	41	81	41	40
Richmond-Marsh Totals		1,650	4,197	4,433	1,692	2,735

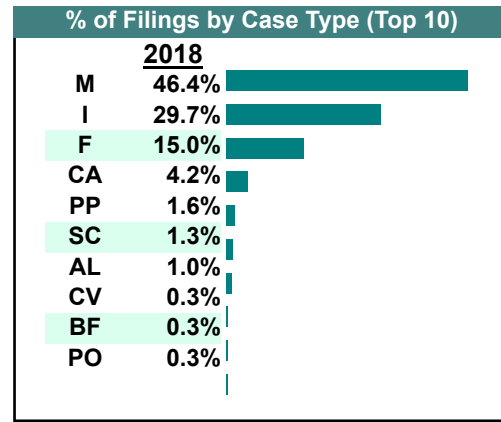
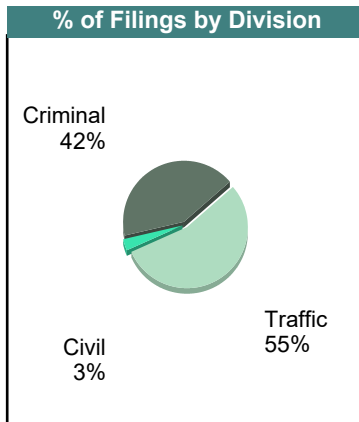
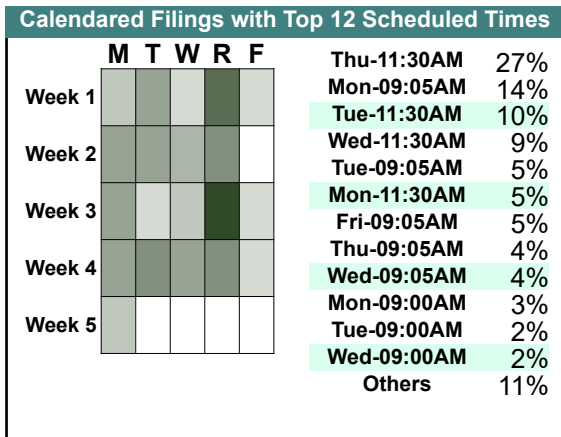


		Filings	Hearings	Transactions	Concluded	Cont
<u>Criminal</u>						
Capias	CA	59	191	191	63	128
Civil Violation	CV	4	9	9	1	8
Felony	F	201	692	715	222	493
Misdemeanor	M	409	1,179	1,187	385	801
Show Cause	SC	18	43	43	19	24
Criminal Total		691	2,114	2,145	690	1,454
<u>Traffic</u>						
Capias	CA	32	111	111	37	74
Civil Violation	CV	2	3	3	1	2
Felony	F	10	21	22	7	15
Infraction	I	601	902	1,050	601	448
Misdemeanor	M	433	1,001	1,001	370	631
Show Cause	SC	8	20	20	9	11
Traffic Total		1,086	2,058	2,207	1,025	1,181
<u>Civil</u>						
Admin License	AL	17	0	17	17	-
Bond Forfeiture	BF	3	5	7	2	5
Protective Order	PO	3	0	4	4	-
Prelim Prot Order	PP	21	20	44	24	20
Civil Total		44	25	72	47	25
Richmond-Marsh Totals		1,821	4,197	4,424	1,762	2,660

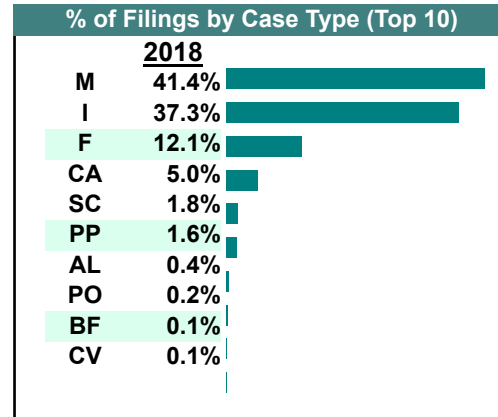
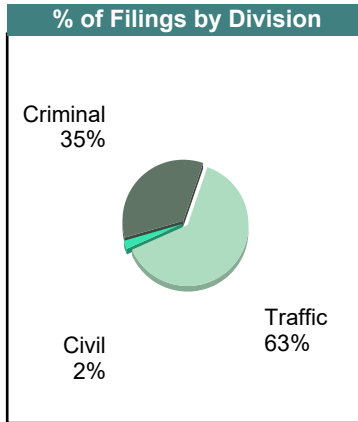
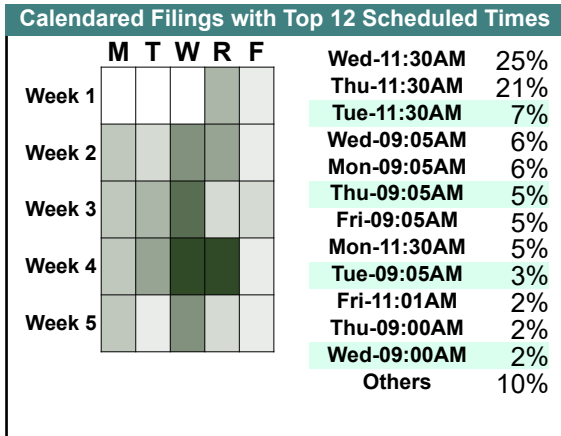


April 2018

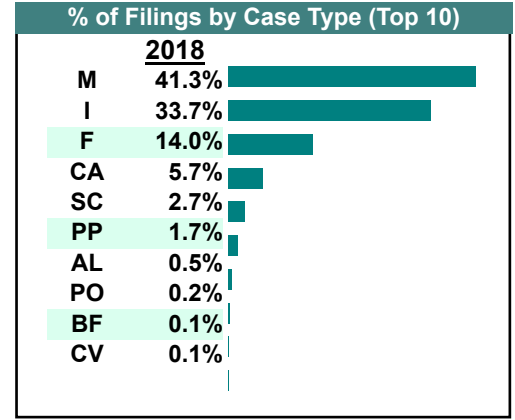
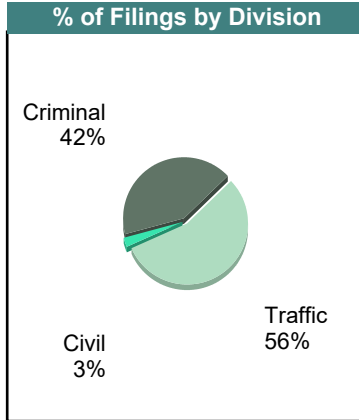
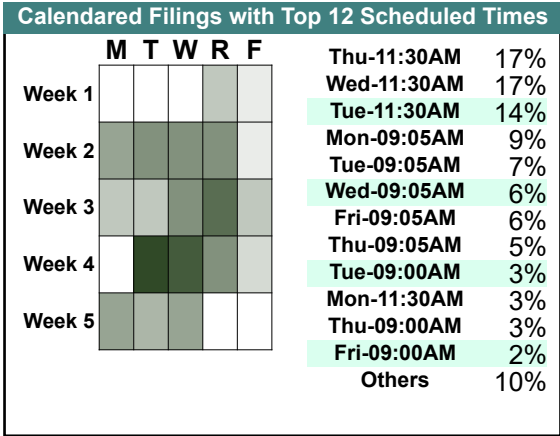
		<u>Filings</u>	<u>Hearings</u>	<u>Transactions</u>	<u>Concluded</u>	<u>Cont</u>
<u>Criminal</u>						
Capias	CA	47	151	151	49	102
Civil Violation	CV	4	9	9	3	6
Felony	F	230	559	570	117	453
Misdemeanor	M	371	1,065	1,067	357	710
Show Cause	SC	18	67	67	25	42
Criminal Total		670	1,851	1,864	551	1,313
<u>Traffic</u>						
Capias	CA	20	81	81	22	59
Civil Violation	CV	1	1	1	0	1
Felony	F	8	23	23	8	15
Infraction	I	472	701	803	472	331
Misdemeanor	M	367	842	842	343	499
Show Cause	SC	3	9	9	3	6
Traffic Total		871	1,657	1,759	848	911
<u>Civil</u>						
Admin License	AL	16	0	16	16	-
Bond Forfeiture	BF	4	2	8	6	2
Protective Order	PO	4	0	4	4	-
Prelim Prot Order	PP	25	14	43	29	14
Civil Total		49	16	71	55	16
Richmond-Marsh Totals		1,590	3,524	3,694	1,454	2,240



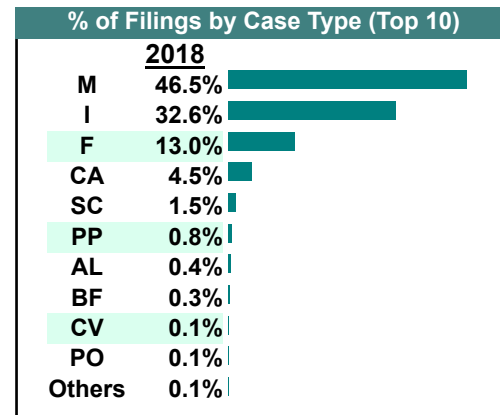
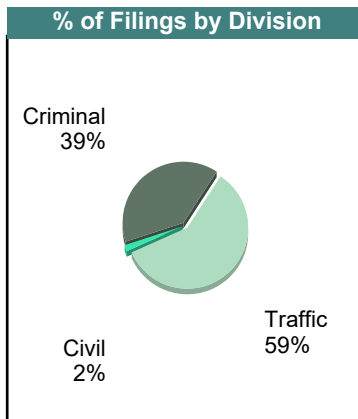
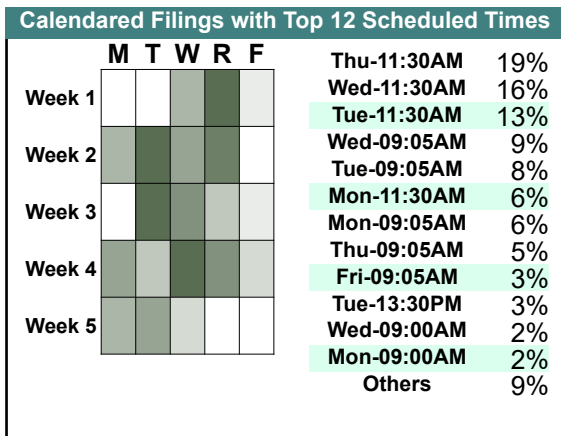
		Filings	Hearings	Transactions	Concluded	Cont
<u>Criminal</u>						
Capias	CA	42	148	148	51	97
Civil Violation	CV	1	4	4	1	3
Felony	F	198	644	671	213	458
Misdemeanor	M	318	1,162	1,162	410	752
Show Cause	SC	20	74	74	34	40
Criminal Total		579	2,032	2,059	709	1,350
<u>Traffic</u>						
Capias	CA	42	113	113	37	76
Felony	F	4	21	21	6	15
Infraction	I	624	890	1,031	558	473
Misdemeanor	M	374	904	904	320	583
Show Cause	SC	10	19	19	7	12
Traffic Total		1,054	1,947	2,088	928	1,159
<u>Civil</u>						
Admin License	AL	7	0	7	7	-
Bond Forfeiture	BF	2	3	7	4	3
Protective Order	PO	3	0	4	4	-
Prelim Prot Order	PP	27	23	47	24	23
Civil Total		39	26	65	39	26
Richmond-Marsh Totals		1,672	4,005	4,212	1,676	2,535



		<u>Filings</u>	<u>Hearings</u>	<u>Transactions</u>	<u>Concluded</u>	<u>Cont</u>
<u>Criminal</u>						
Capias	CA	52	147	147	53	94
Civil Violation	CV	1	6	6	1	5
Felony	F	188	667	694	225	469
Misdemeanor	M	306	1,070	1,070	366	704
Show Cause	SC	29	88	88	41	47
Criminal Total		576	1,978	2,005	686	1,319
<u>Traffic</u>						
Capias	CA	27	84	84	24	60
Felony	F	5	21	21	5	16
Infraction	I	465	662	761	387	373
Misdemeanor	M	263	757	757	258	499
Show Cause	SC	8	11	11	5	6
Traffic Total		768	1,535	1,634	679	954
<u>Civil</u>						
Admin License	AL	7	0	7	7	-
Bond Forfeiture	BF	2	7	9	2	6
Protective Order	PO	3	0	3	3	-
Prelim Prot Order	PP	23	18	38	21	17
Civil Total		35	25	57	33	23
Richmond-Marsh Totals		1,379	3,538	3,696	1,398	2,296



		<u>Filings</u>	<u>Hearings</u>	<u>Transactions</u>	<u>Concluded</u>	<u>Cont</u>
<u>Criminal</u>						
Capias	CA	33	119	119	36	83
Civil Violation	CV	2	4	4	2	2
Felony	F	170	616	640	193	447
Misdemeanor	M	316	1,032	1,032	312	720
Show Cause	SC	16	63	63	14	49
Criminal Total		537	1,834	1,858	557	1,301
<u>Traffic</u>						
Capias	CA	29	91	91	35	56
Civil Violation	CV	0	1	1	1	-
Felony	F	9	15	16	2	14
Infraction	I	448	643	728	384	344
Misdemeanor	M	322	767	768	261	507
Show Cause	SC	5	9	9	4	5
Traffic Total		813	1,526	1,613	687	926
<u>Civil</u>						
Admin License	AL	6	0	6	6	-
Bond Forfeiture	BF	4	9	10	2	8
Protective Order	PO	1	0	1	1	-
Prelim Prot Order	PP	11	10	18	8	10
Petition-Restore Arms	PR	1	0	1	1	-
Civil Total		23	19	36	18	18
Richmond-Marsh Totals		1,373	3,379	3,507	1,262	2,245



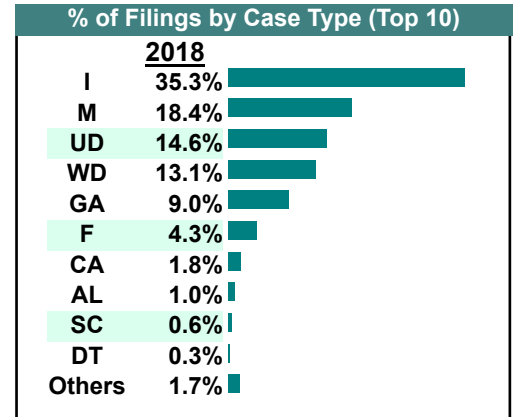
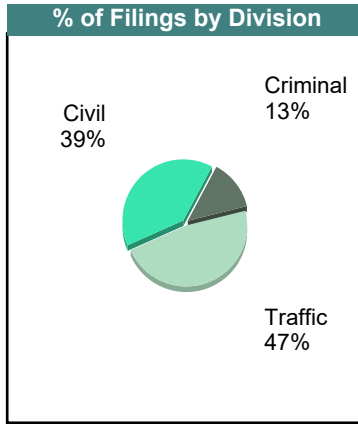
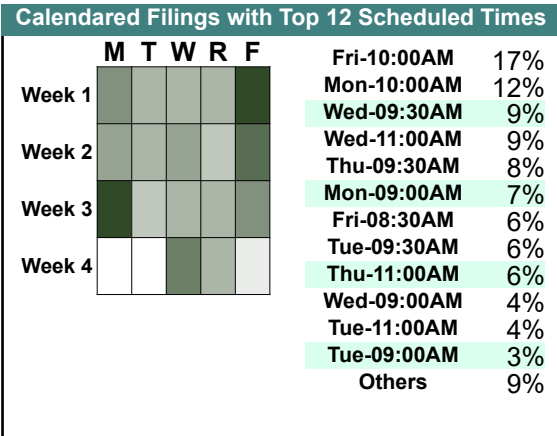
Filings by Court & Division

	<u>Richmond-Civil</u>		<u>Richmond-John Marshall</u>		<u>Richmond-Manch</u>		<u>Richmond-Marsh</u>		<u>Total</u>
C Misdemeanor	-	0%	5,225	56%	-	0%	4,171	44%	9,396
Felony	-	0%	2,282	52%	-	0%	2,138	48%	4,420
Capias	-	0%	681	54%	12	1%	571	45%	1,264
Show Cause	-	0%	269	54%	10	2%	221	44%	500
Civil Violation	-	0%	69	68%	-	0%	33	32%	102
Total	0	0%	8,526	54%	22	0%	7,134	45%	15,682
T Infraction	-	0%	35,227	86%	-	0%	5,920	14%	41,147
Misdemeanor	-	0%	4,708	56%	-	0%	3,699	44%	8,407
Other	-	0%	1,016	100%	-	0%	-	0%	1,016
Capias	-	0%	344	50%	13	2%	325	48%	682
Show Cause	-	0%	264	79%	7	2%	62	19%	333
Restricted O/L	-	0%	218	100%	-	0%	-	0%	218
Felony	-	0%	126	59%	-	0%	87	41%	213
Civil Violation	-	0%	4	44%	-	0%	5	56%	9
Total	0	0%	41,907	81%	20	0%	10,098	19%	52,025
V Warrant in Debt	27,750	100%	-	0%	-	0%	-	0%	27,750
Unlawful Detainer	17,200	100%	-	0%	-	0%	-	0%	17,200
Garnishment	17,132	100%	-	0%	-	0%	-	0%	17,132
Other	742	78%	210	22%	-	0%	-	0%	952
Show Cause	560	100%	1	0%	-	0%	-	0%	561
Prelim Prot Order	-	0%	244	49%	-	0%	255	51%	499
Detinue	417	100%	-	0%	-	0%	-	0%	417
Motion for Judgment	387	100%	-	0%	-	0%	-	0%	387
Interrogatory	218	100%	-	0%	-	0%	-	0%	218
Protective Order	-	0%	98	62%	8	5%	51	32%	157
Tenants Assertion	138	100%	-	0%	-	0%	-	0%	138
Abstract	126	100%	-	0%	-	0%	-	0%	126
Admin License	-	0%	-	0%	-	0%	98	100%	98
Bond Forfeiture	-	0%	30	49%	-	0%	31	51%	61
Counter Claim	52	100%	-	0%	-	0%	-	0%	52
Interrogatory-Not	27	100%	-	0%	-	0%	-	0%	27
Capias	7	100%	-	0%	-	0%	-	0%	7
Petition-Restore Arms	5	83%	-	0%	-	0%	1	17%	6
Third Party Claim	3	100%	-	0%	-	0%	-	0%	3
Custody Relief	2	100%	-	0%	-	0%	-	0%	2
Distress Seizure	1	100%	-	0%	-	0%	-	0%	1
Mechanic's Lien	1	100%	-	0%	-	0%	-	0%	1
Total	64,768	98%	583	1%	8	0%	436	1%	65,795
Total	64,768	49%	51,016	38%	50	0%	17,668	13%	133,502

CASELOAD STATISTICS OF THE GENERAL DISTRICT COURTS

December 2018

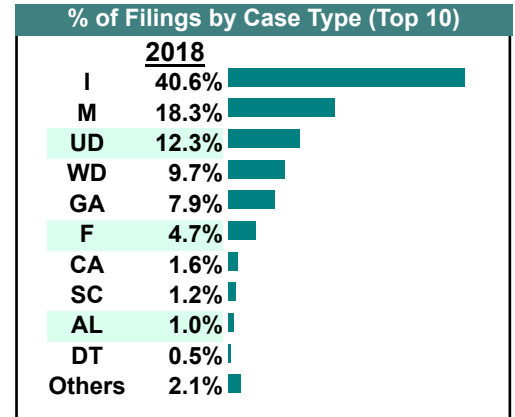
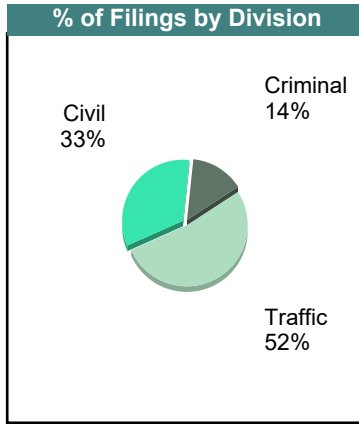
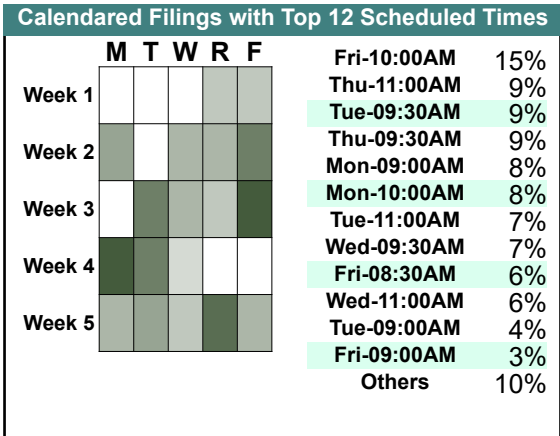
		<u>Filings</u>	<u>Hearings</u>	<u>Transactions</u>	<u>Concluded</u>	<u>Cont</u>
<u>Criminal</u>						
Capias	CA	95	306	306	135	170
Civil Violation	CV	13	46	46	9	37
Felony	F	337	1,299	1,299	501	798
Misdemeanor	M	606	1,775	1,786	692	1,094
Show Cause	SC	46	128	128	74	53
Criminal Total		1,097	3,554	3,565	1,411	2,152
<u>Traffic</u>						
Capias	CA	54	169	169	49	119
Civil Violation	CV	1	1	1	0	1
Felony	F	12	43	43	10	33
Infraction	I	2,897	2,951	3,777	2,839	928
Misdemeanor	M	902	1,751	1,751	898	848
Restricted O/L	RL	6	6	6	6	-
Show Cause	SC	4	7	7	3	4
Traffic Total		3,876	4,928	5,754	3,805	1,933
<u>Civil</u>						
Abstract	AJ	3	0	3	3	-
Admin License	AL	85	49	138	89	49
Bond Forfeiture	BF	11	8	13	6	6
Counter Claim	CC	2	3	3	1	2
Detinue	DT	23	18	31	24	7
Garnishment	GA	737	249	955	706	249
Impoundment	IM	15	1	15	14	1
Interrogatory	IN	15	27	39	12	26
Motion for Judgment	MJ	18	26	43	21	22
Other	OT	13	11	18	8	10
Protective Order	PO	16	11	26	15	10
Prelim Prot Order	PP	16	3	19	16	2
Tenants Assertion	TA	7	10	14	5	9
Unlawful Detainer	UD	1,201	934	1,350	1,191	159
Warrant in Debt	WD	1,075	1,200	1,507	1,044	463
Civil Total		3,237	2,550	4,174	3,155	1,015
Henrico Totals		8,210	11,032	13,493	8,371	5,100



CASELOAD STATISTICS OF THE GENERAL DISTRICT COURTS

November 2018

		<u>Filings</u>	<u>Hearings</u>	<u>Transactions</u>	<u>Concluded</u>	<u>Cont</u>
<u>Criminal</u>						
Capias	CA	96	356	356	121	234
Civil Violation	CV	15	42	42	11	31
Felony	F	400	1,345	1,345	399	946
Misdemeanor	M	662	1,832	1,843	647	1,195
Show Cause	SC	104	203	203	94	107
Criminal Total		1,277	3,778	3,789	1,272	2,513
<u>Traffic</u>						
Capias	CA	49	184	184	84	100
Felony	F	19	55	55	16	39
Infraction	I	3,625	3,478	4,650	3,649	995
Misdemeanor	M	976	1,838	1,839	1,058	776
Restricted O/L	RL	8	8	8	8	-
Show Cause	SC	7	10	10	7	2
Traffic Total		4,684	5,573	6,746	4,822	1,912
<u>Civil</u>						
Abstract	AJ	12	0	12	12	-
Admin License	AL	91	37	132	95	36
Bond Forfeiture	BF	24	24	41	21	19
Counter Claim	CC	3	3	5	4	1
Detinue	DT	46	25	53	48	5
Garnishment	GA	708	159	849	690	159
Impoundment	IM	10	0	10	10	-
Interrogatory	IN	24	21	56	35	20
Motion for Judgment	MJ	12	26	47	23	24
Overweight	OC	4	0	4	4	-
Other	OT	12	12	21	10	11
Protective Order	PO	28	15	34	19	14
Prelim Prot Order	PP	27	1	28	27	1
Tenants Assertion	TA	10	8	17	9	8
Unlawful Detainer	UD	1,100	782	1,181	1,095	86
Warrant in Debt	WD	866	937	1,193	860	333
Civil Total		2,977	2,050	3,683	2,962	717
Henrico Totals		8,938	11,401	14,218	9,056	5,142



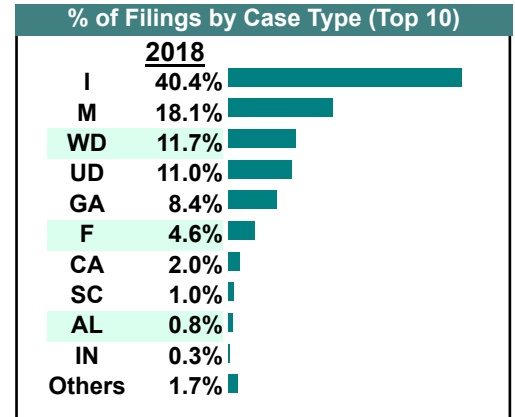
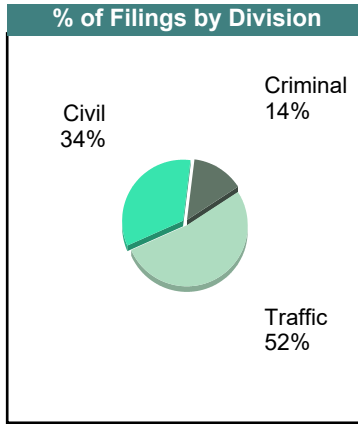
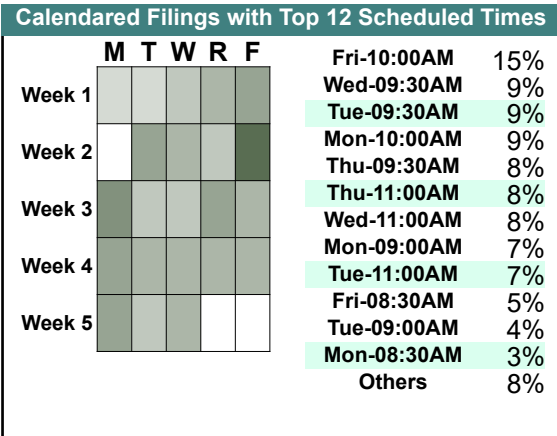
CASELOAD STATISTICS OF THE GENERAL DISTRICT COURTS

October 2018

Henrico

District: 14

		Filings	Hearings	Transactions	Concluded	Cont
<u>Criminal</u>						
Capias	CA	140	400	400	142	258
Civil Violation	CV	7	55	55	18	37
Felony	F	446	1,624	1,624	504	1,120
Misdemeanor	M	700	2,024	2,034	726	1,306
Show Cause	SC	98	195	195	101	94
Criminal Total		1,391	4,298	4,308	1,491	2,815
<u>Traffic</u>						
Capias	CA	57	177	177	64	113
Civil Violation	CV	1	2	2	1	1
Felony	F	15	53	53	18	35
Infraction	I	4,018	3,796	5,086	3,999	1,087
Misdemeanor	M	1,100	2,012	2,012	1,092	920
Restricted O/L	RL	11	11	11	11	-
Show Cause	SC	5	9	9	6	3
Traffic Total		5,207	6,060	7,350	5,191	2,159
<u>Civil</u>						
Abstract	AJ	7	0	7	7	-
Admin License	AL	76	47	113	66	46
Bond Forfeiture	BF	11	20	28	16	11
Counter Claim	CC	1	0	3	3	-
Detinue	DT	31	29	45	30	15
Garnishment	GA	836	161	1,011	850	161
Impoundment	IM	10	0	10	10	-
Interrogatory	IN	32	31	54	23	31
Motion for Judgment	MJ	13	28	45	21	24
Other	OT	11	10	20	12	8
Protective Order	PO	24	7	32	25	7
Prelim Prot Order	PP	31	1	32	31	-
Tenants Assertion	TA	7	8	14	6	8
Unlawful Detainer	UD	1,096	759	1,188	1,100	88
Warrant in Debt	WD	1,159	1,152	1,505	1,129	376
Civil Total		3,345	2,253	4,107	3,329	775
Henrico Totals		9,943	12,611	15,765	10,011	5,749



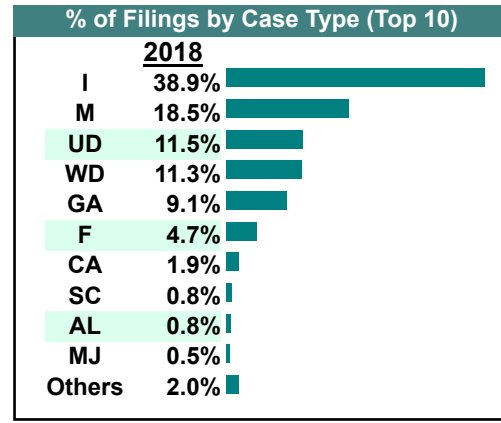
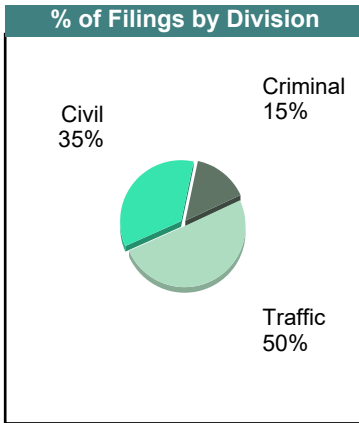
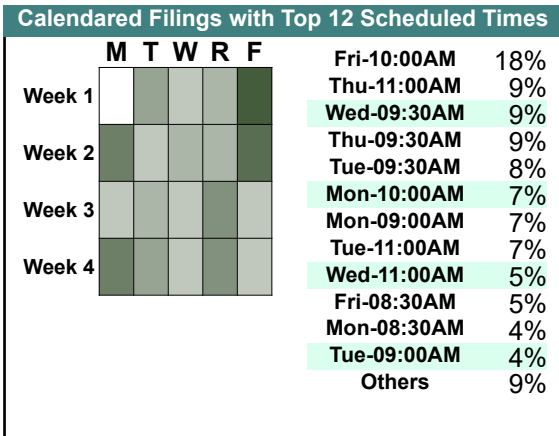
CASELOAD STATISTICS OF THE GENERAL DISTRICT COURTS

September 2018

Henrico

District: 14

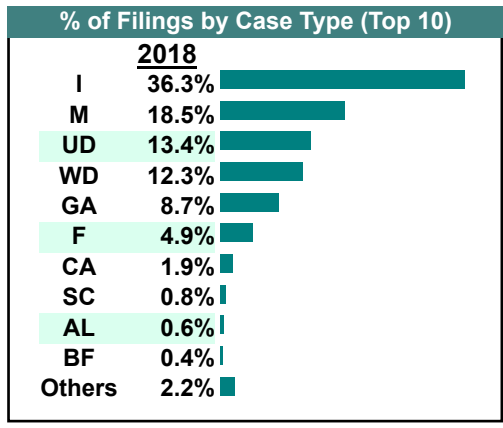
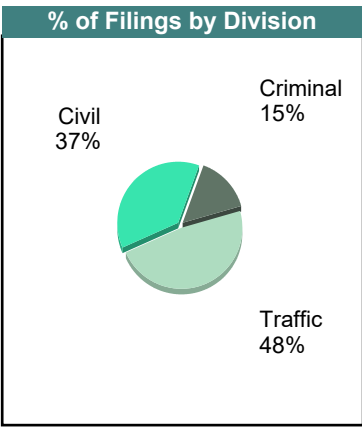
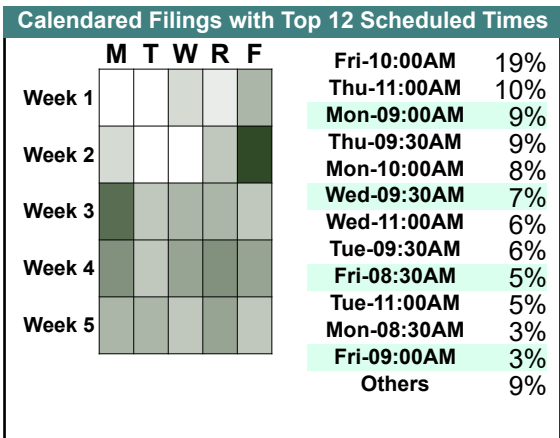
		<u>Filings</u>	<u>Hearings</u>	<u>Transactions</u>	<u>Concluded</u>	<u>Cont</u>
<u>Criminal</u>						
Capias	CA	119	367	367	136	231
Civil Violation	CV	14	46	46	9	37
Felony	F	409	1,395	1,395	437	958
Misdemeanor	M	698	1,861	1,878	690	1,186
Show Cause	SC	67	162	162	81	81
Criminal Total		1,307	3,831	3,848	1,353	2,493
<u>Traffic</u>						
Capias	CA	52	183	183	65	118
Civil Violation	CV	2	2	2	1	1
Felony	F	5	50	50	21	29
Infraction	I	3,460	3,348	4,484	3,493	991
Misdemeanor	M	949	1,848	1,848	1,059	789
Restricted O/L	RL	4	4	4	4	-
Show Cause	SC	4	10	10	6	4
Traffic Total		4,476	5,445	6,581	4,649	1,932
<u>Civil</u>						
Abstract	AJ	10	0	10	10	-
Admin License	AL	68	37	98	61	36
Bond Forfeiture	BF	6	9	19	15	4
Counter Claim	CC	1	1	1	0	1
Detinue	DT	43	35	54	43	11
Garnishment	GA	812	170	982	812	170
Impoundment	IM	11	0	11	11	-
Interrogatory	IN	24	24	36	12	24
Motion for Judgment	MJ	47	47	68	36	32
Other	OT	13	7	16	10	6
Protective Order	PO	11	9	26	17	9
Prelim Prot Order	PP	30	1	30	29	1
Petition-Restore Arms	PR	1	0	2	2	-
Tenants Assertion	TA	5	7	9	2	7
Unlawful Detainer	UD	1,027	757	1,117	1,030	87
Warrant in Debt	WD	1,010	1,039	1,360	1,051	309
Civil Total		3,119	2,143	3,839	3,141	697
Henrico Totals		8,902	11,419	14,268	9,143	5,122



CASELOAD STATISTICS OF THE GENERAL DISTRICT COURTS

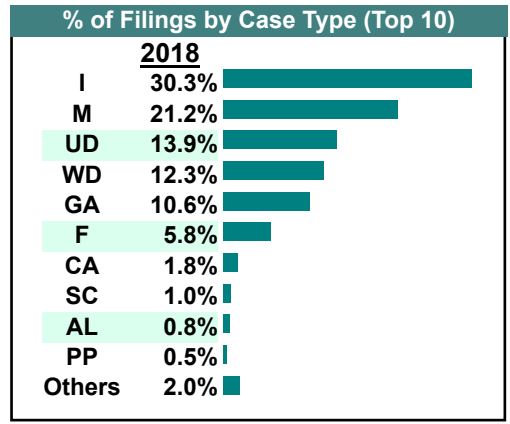
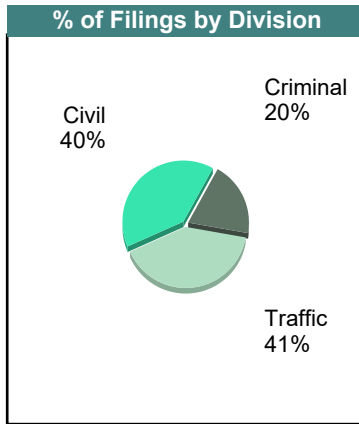
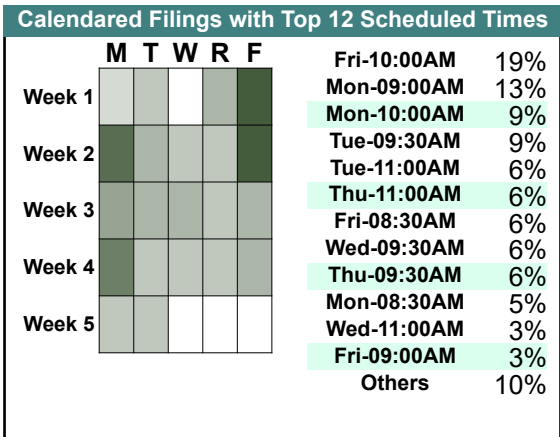
August 2018

		<u>Filings</u>	<u>Hearings</u>	<u>Transactions</u>	<u>Concluded</u>	<u>Cont</u>
<u>Criminal</u>						
Capias	CA	116	372	372	135	237
Civil Violation	CV	7	30	30	7	23
Felony	F	421	1,512	1,512	473	1,039
Misdemeanor	M	721	1,876	1,888	660	1,228
Show Cause	SC	74	155	155	78	77
Criminal Total		1,339	3,945	3,957	1,353	2,604
<u>Traffic</u>						
Capias	CA	54	192	192	71	121
Civil Violation	CV	0	1	1	1	-
Felony	F	16	53	53	13	40
Infraction	I	3,271	3,097	4,252	3,290	962
Misdemeanor	M	949	1,754	1,754	893	859
Restricted O/L	RL	20	20	20	20	-
Show Cause	SC	2	4	4	1	3
Traffic Total		4,312	5,121	6,276	4,289	1,985
<u>Civil</u>						
Abstract	AJ	10	0	10	10	-
Admin License	AL	53	28	79	51	28
Bond Forfeiture	BF	33	34	47	23	24
Counter Claim	CC	4	3	5	2	3
Detinue	DT	33	23	44	35	9
Garnishment	GA	782	153	963	810	153
Impoundment	IM	12	0	12	12	-
Interrogatory	IN	24	14	36	22	14
Motion for Judgment	MJ	23	31	43	20	23
Overweight	OC	1	0	1	1	-
Other	OT	9	4	11	8	3
Protective Order	PO	29	14	39	25	14
Prelim Prot Order	PP	22	2	23	21	2
Petition-Restore Arms	PR	2	1	3	2	1
Tenants Assertion	TA	3	4	8	4	4
Unlawful Detainer	UD	1,209	817	1,301	1,216	85
Warrant in Debt	WD	1,107	1,065	1,410	1,096	314
Civil Total		3,356	2,193	4,035	3,358	677
Henrico Totals		9,007	11,259	14,268	9,000	5,266



July 2018

		Filings	Hearings	Transactions	Concluded	Cont
<u>Criminal</u>						
Capias	CA	117	386	386	143	243
Civil Violation	CV	15	65	65	23	42
Felony	F	496	1,572	1,572	459	1,113
Misdemeanor	M	1,015	2,529	2,544	1,065	1,479
Show Cause	SC	85	177	177	72	105
Criminal Total		1,728	4,729	4,744	1,762	2,982
<u>Traffic</u>						
Capias	CA	40	155	155	46	109
Felony	F	11	51	51	18	33
Infraction	I	2,663	2,849	3,709	2,829	879
Misdemeanor	M	854	1,650	1,651	843	808
Restricted O/L	RL	8	8	8	8	-
Show Cause	SC	2	7	7	4	3
Traffic Total		3,578	4,720	5,581	3,748	1,832
<u>Civil</u>						
Abstract	AJ	13	0	13	13	-
Admin License	AL	74	43	128	85	43
Bond Forfeiture	BF	11	12	22	13	9
Counter Claim	CC	2	0	2	2	-
Detinue	DT	37	29	56	41	15
Garnishment	GA	929	184	1,084	900	184
Impoundment	IM	7	0	7	7	-
Interrogatory	IN	19	9	28	19	9
Motion for Judgment	MJ	15	27	41	17	24
Other	OT	18	4	22	19	3
Protective Order	PO	26	8	37	29	8
Prelim Prot Order	PP	41	2	43	41	2
Tenants Assertion	TA	3	3	6	3	3
Unlawful Detainer	UD	1,221	860	1,318	1,216	102
Warrant in Debt	WD	1,080	1,056	1,392	1,051	341
Civil Total		3,496	2,237	4,199	3,456	743
Henrico Totals		8,802	11,686	14,524	8,966	5,557

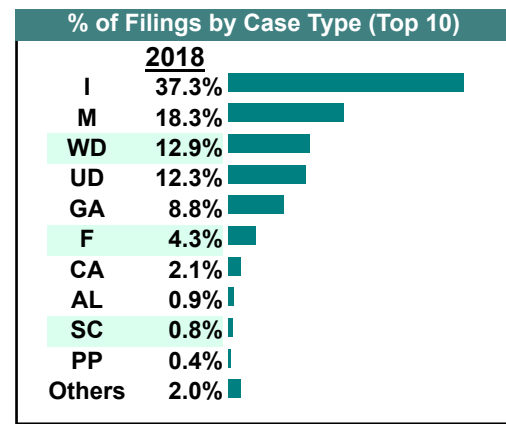
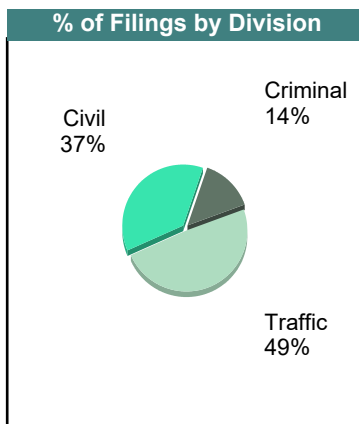
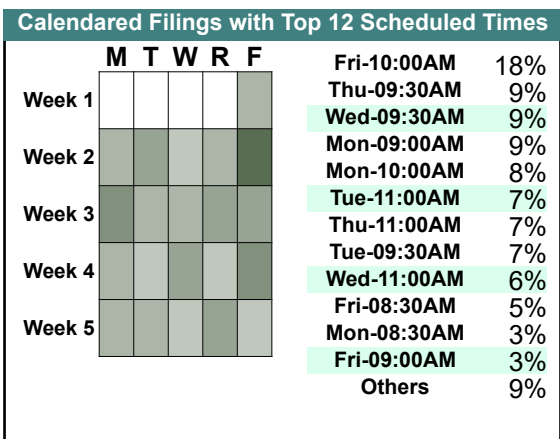


CASELOAD STATISTICS OF THE GENERAL DISTRICT COURTS

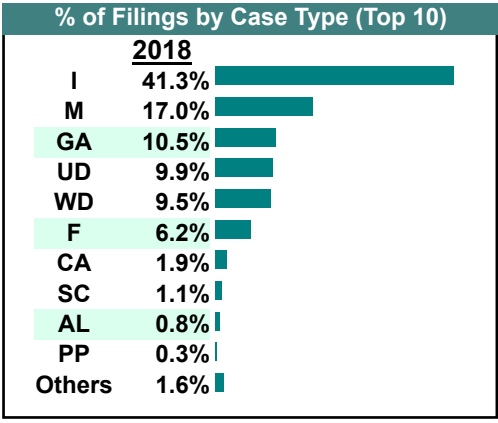
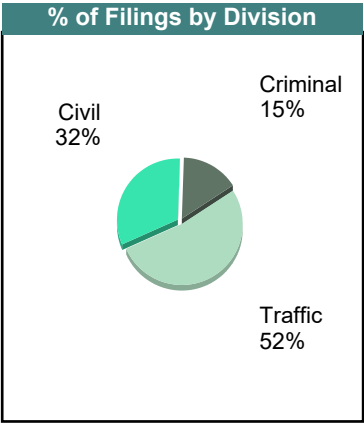
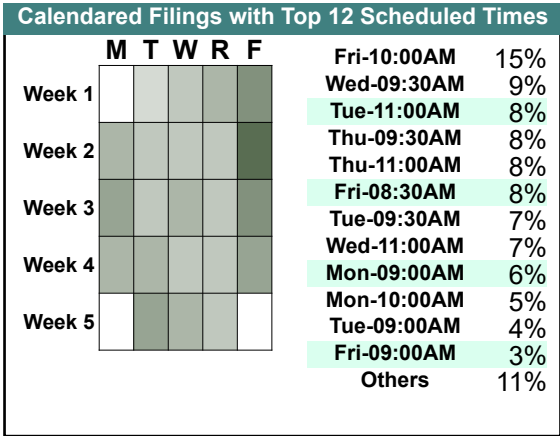
June 2018

Henrico District: 14

		<u>Filings</u>	<u>Hearings</u>	<u>Transactions</u>	<u>Concluded</u>	<u>Cont</u>
<u>Criminal</u>						
Capias	CA	121	407	407	136	271
Civil Violation	CV	12	52	52	18	34
Felony	F	352	1,424	1,424	506	918
Misdemeanor	M	653	1,767	1,777	687	1,090
Show Cause	SC	64	166	166	81	85
Criminal Total		1,202	3,816	3,826	1,428	2,398
<u>Traffic</u>						
Capias	CA	54	189	189	59	130
Civil Violation	CV	1	0	1	1	-
Felony	F	13	55	55	13	42
Infraction	I	3,157	3,200	4,232	3,292	940
Misdemeanor	M	895	1,895	1,895	1,033	862
Restricted O/L	RL	16	16	16	16	-
Show Cause	SC	3	15	15	5	10
Traffic Total		4,139	5,370	6,403	4,419	1,984
<u>Civil</u>						
Abstract	AJ	12	0	12	12	-
Admin License	AL	77	40	117	77	40
Bond Forfeiture	BF	17	29	44	29	12
Counter Claim	CC	0	0	1	1	-
Detinue	DT	27	32	45	30	15
Garnishment	GA	745	144	897	753	144
Impoundment	IM	9	0	9	9	-
Interrogatory	IN	27	15	53	38	15
Motion for Judgment	MJ	16	25	35	12	23
Other	OT	9	6	12	7	5
Protective Order	PO	20	11	28	17	10
Prelim Prot Order	PP	30	1	30	29	1
Tenants Assertion	TA	5	4	10	6	4
Unlawful Detainer	UD	1,038	746	1,121	1,030	91
Warrant in Debt	WD	1,092	1,100	1,422	1,105	317
Civil Total		3,124	2,153	3,836	3,155	677
Henrico Totals		8,465	11,339	14,065	9,002	5,059

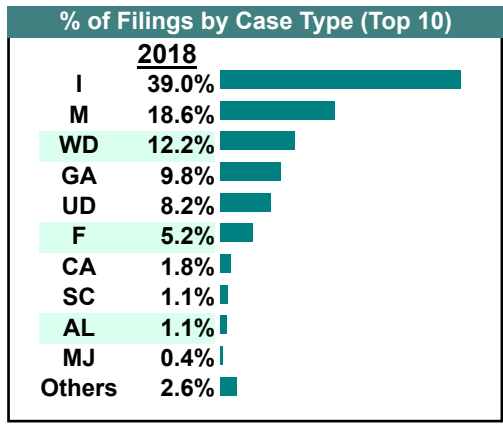
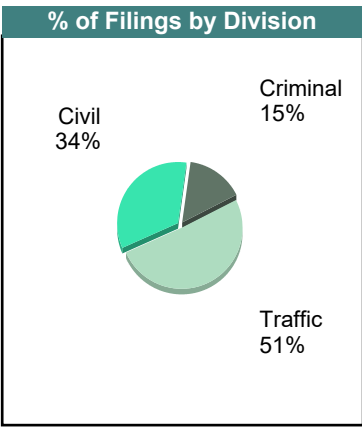
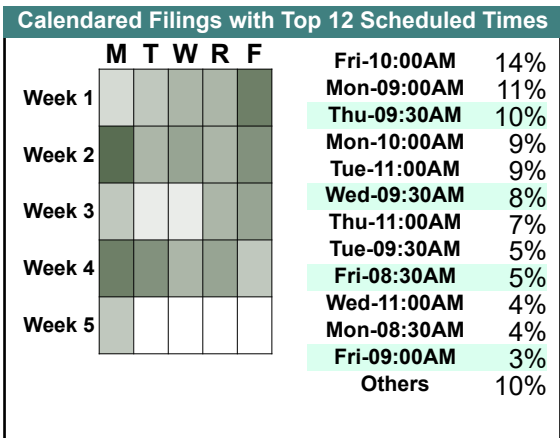


		<u>Filings</u>	<u>Hearings</u>	<u>Transactions</u>	<u>Concluded</u>	<u>Cont</u>
<u>Criminal</u>						
Capias	CA	109	382	382	99	283
Civil Violation	CV	10	37	37	9	28
Felony	F	530	1,569	1,569	476	1,093
Misdemeanor	M	621	1,804	1,809	648	1,161
Show Cause	SC	90	173	173	80	93
Criminal Total		1,360	3,965	3,970	1,312	2,658
<u>Traffic</u>						
Capias	CA	60	172	172	50	122
Civil Violation	CV	1	1	1	0	1
Felony	F	16	61	61	20	41
Infraction	I	3,652	3,544	4,776	3,767	1,009
Misdemeanor	M	879	1,734	1,734	947	787
Restricted O/L	RL	22	22	22	22	-
Show Cause	SC	4	13	13	9	4
Traffic Total		4,634	5,547	6,779	4,815	1,964
<u>Civil</u>						
Abstract	AJ	2	0	2	2	-
Admin License	AL	72	49	121	72	49
Bond Forfeiture	BF	17	17	33	19	14
Counter Claim	CC	2	3	3	1	2
Detinue	DT	21	16	29	19	10
Garnishment	GA	931	174	1,099	925	174
Impoundment	IM	9	0	9	9	-
Interrogatory	IN	11	9	20	11	9
Motion for Judgment	MJ	10	16	30	21	9
Other	OT	3	5	11	9	2
Protective Order	PO	23	12	34	22	12
Prelim Prot Order	PP	29	2	29	27	2
Petition-Restore Arms	PR	0	1	1	0	1
Tenants Assertion	TA	8	8	10	3	7
Unlawful Detainer	UD	874	575	944	871	73
Warrant in Debt	WD	842	877	1,139	839	300
Civil Total		2,854	1,764	3,514	2,850	664
Henrico Totals		8,848	11,276	14,263	8,977	5,286



April 2018

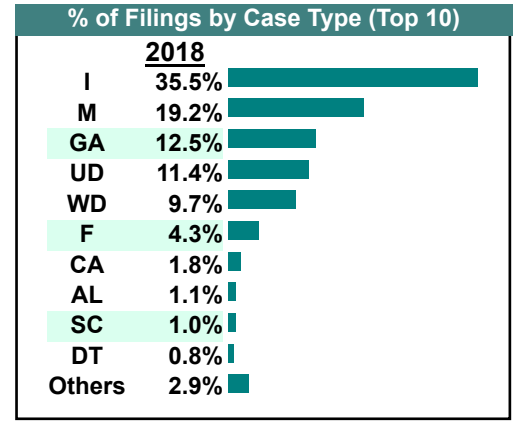
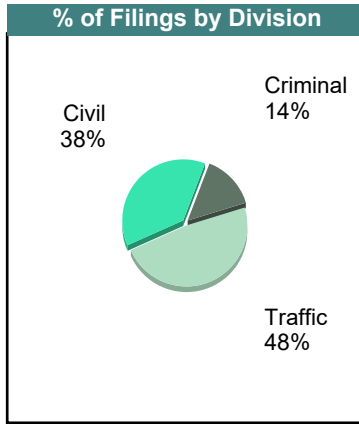
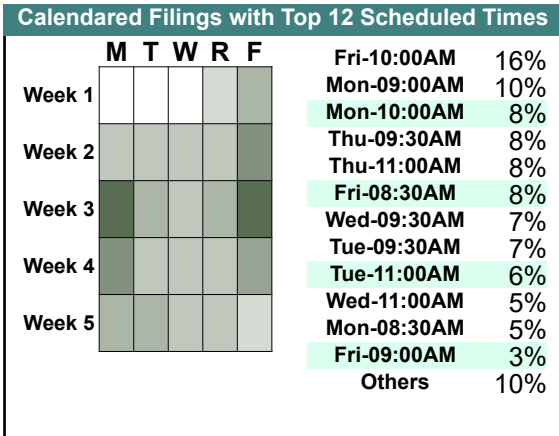
		Filings	Hearings	Transactions	Concluded	Cont
<u>Criminal</u>						
Capias	CA	94	311	311	94	217
Civil Violation	CV	13	44	44	9	35
Felony	F	416	1,145	1,145	353	792
Misdemeanor	M	661	1,721	1,726	617	1,109
Show Cause	SC	88	157	157	68	89
Criminal Total		1,272	3,378	3,383	1,141	2,242
<u>Traffic</u>						
Capias	CA	53	175	175	48	127
Civil Violation	CV	1	1	1	1	-
Felony	F	15	61	61	15	46
Infraction	I	3,220	3,276	4,278	3,288	990
Misdemeanor	M	874	1,724	1,724	910	814
Restricted O/L	RL	26	26	26	26	-
Show Cause	SC	6	10	10	3	7
Traffic Total		4,195	5,273	6,275	4,291	1,984
<u>Civil</u>						
Abstract	AJ	23	0	23	23	-
Admin License	AL	89	61	151	90	58
Bond Forfeiture	BF	25	17	35	20	14
Counter Claim	CC	0	2	2	1	1
Detinue	DT	29	29	42	33	9
Garnishment	GA	807	171	1,006	835	171
Impoundment	IM	9	0	9	9	-
Interrogatory	IN	28	17	38	21	17
Motion for Judgment	MJ	33	42	52	30	22
Overweight	OC	1	0	1	1	-
Other	OT	9	5	11	8	3
Protective Order	PO	18	10	31	21	9
Prelim Prot Order	PP	32	1	32	31	-
Petition-Restore Arms	PR	1	1	1	0	1
Tenants Assertion	TA	1	0	1	1	-
Unlawful Detainer	UD	679	445	741	682	59
Warrant in Debt	WD	1,004	985	1,298	972	326
Civil Total		2,788	1,786	3,474	2,778	690
Henrico Totals		8,255	10,437	13,132	8,210	4,916



CASELOAD STATISTICS OF THE GENERAL DISTRICT COURTS

March 2018

		Filings	Hearings	Transactions	Concluded	Cont
<u>Criminal</u>						
Capias	CA	108	366	366	120	246
Civil Violation	CV	19	55	55	16	39
Felony	F	350	1,199	1,199	440	759
Misdemeanor	M	692	1,833	1,846	669	1,177
Show Cause	SC	76	178	178	91	87
Criminal Total		1,245	3,631	3,644	1,336	2,308
<u>Traffic</u>						
Capias	CA	47	173	173	63	110
Felony	F	22	55	55	21	34
Infraction	I	3,060	3,223	4,314	3,334	980
Misdemeanor	M	964	1,864	1,864	976	888
Restricted O/L	RL	30	30	30	30	-
Show Cause	SC	12	14	14	6	8
Traffic Total		4,135	5,359	6,450	4,430	2,020
<u>Civil</u>						
Abstract	AJ	15	0	15	15	-
Admin License	AL	92	64	139	75	59
Bond Forfeiture	BF	21	26	44	23	19
Counter Claim	CC	1	0	2	2	-
Detinue	DT	66	50	85	59	26
Garnishment	GA	1,076	232	1,254	1,022	232
Impoundment	IM	10	0	10	10	-
Interrogatory	IN	17	19	50	31	19
Motion for Judgment	MJ	66	76	99	54	45
Other	OT	19	15	28	20	8
Protective Order	PO	21	17	33	16	17
Prelim Prot Order	PP	23	1	24	23	-
Petition-Restore Arms	PR	3	1	3	2	-
Tenants Assertion	TA	2	0	3	3	-
Unlawful Detainer	UD	982	551	1,041	975	66
Warrant in Debt	WD	833	927	1,216	923	293
Civil Total		3,247	1,979	4,046	3,253	784
Henrico Totals		8,627	10,969	14,140	9,019	5,112



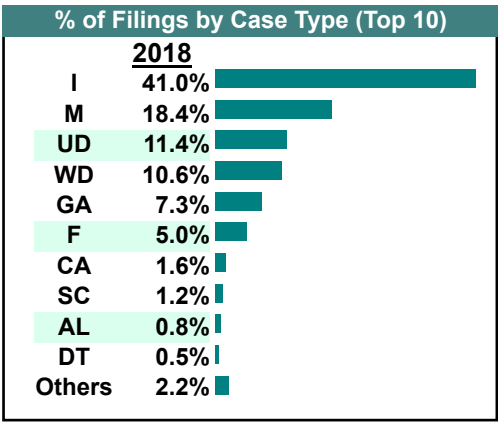
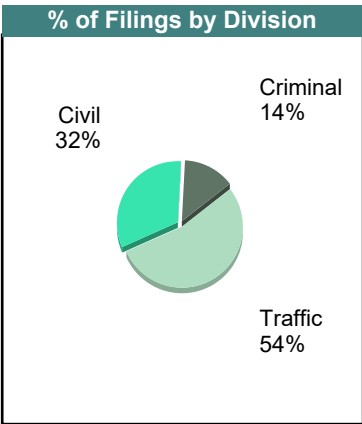
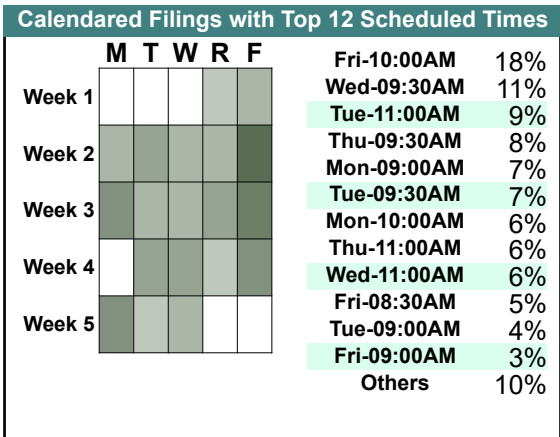
CASELOAD STATISTICS OF THE GENERAL DISTRICT COURTS

February 2018

Henrico

District: 14

		<u>Filings</u>	<u>Hearings</u>	<u>Transactions</u>	<u>Concluded</u>	<u>Cont</u>
<u>Criminal</u>						
Capias	CA	96	352	352	106	246
Civil Violation	CV	12	39	39	10	29
Felony	F	412	1,287	1,287	371	916
Misdemeanor	M	558	1,728	1,740	638	1,102
Show Cause	SC	98	170	170	78	92
Criminal Total		1,176	3,576	3,588	1,203	2,385
<u>Traffic</u>						
Capias	CA	41	153	153	37	116
Felony	F	16	47	47	18	29
Infraction	I	3,485	3,236	4,353	3,241	1,112
Misdemeanor	M	1,007	1,772	1,772	894	878
Restricted O/L	RL	18	18	18	18	-
Show Cause	SC	5	9	9	1	8
Traffic Total		4,572	5,235	6,352	4,209	2,143
<u>Civil</u>						
Abstract	AJ	2	0	2	2	-
Admin License	AL	72	42	123	81	42
Bond Forfeiture	BF	26	20	36	16	20
Counter Claim	CC	4	3	4	1	3
Detinue	DT	44	35	58	43	15
Garnishment	GA	622	154	838	684	154
Impoundment	IM	10	0	10	10	-
Interrogatory	IN	31	30	59	29	30
Motion for Judgment	MJ	27	29	39	18	21
Other	OT	15	12	23	15	8
Protective Order	PO	13	4	14	10	4
Prelim Prot Order	PP	24	0	24	24	-
Tenants Assertion	TA	1	0	1	1	-
Unlawful Detainer	UD	965	605	1,033	976	57
Warrant in Debt	WD	898	911	1,206	883	323
Civil Total		2,754	1,845	3,470	2,793	677
Henrico Totals		8,502	10,656	13,410	8,205	5,205



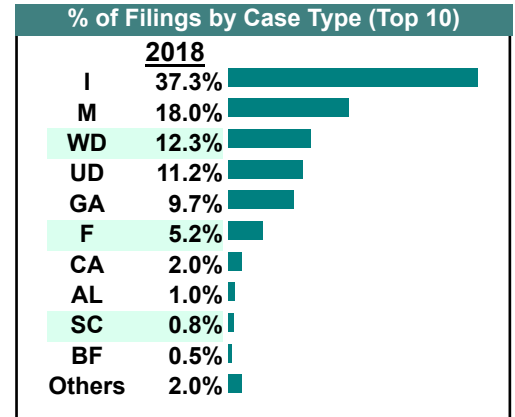
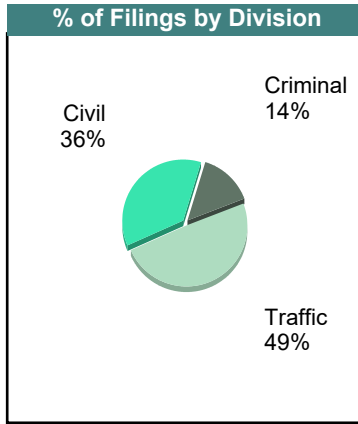
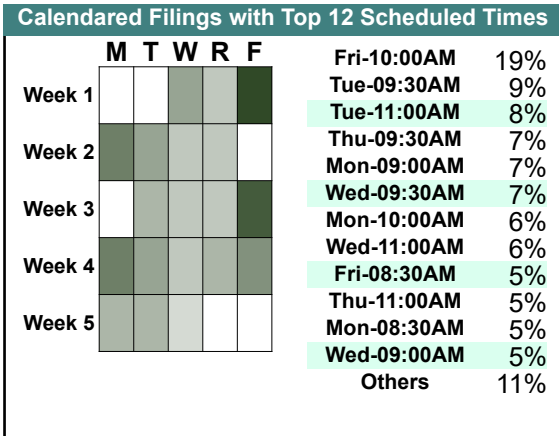
CASELOAD STATISTICS OF THE GENERAL DISTRICT COURTS

January 2018

Henrico

District: 14

		Filings	Hearings	Transactions	Concluded	Cont
<u>Criminal</u>						
Capias	CA	124	348	348	83	265
Civil Violation	CV	12	42	42	10	32
Felony	F	440	1,308	1,308	323	985
Misdemeanor	M	654	1,696	1,706	529	1,177
Show Cause	SC	70	149	149	80	69
Criminal Total		1,300	3,543	3,553	1,025	2,528
<u>Traffic</u>						
Capias	CA	59	207	207	57	150
Civil Violation	CV	1	2	2	2	-
Felony	F	27	71	71	16	55
Infraction	I	3,349	3,366	4,359	3,234	1,125
Misdemeanor	M	960	1,810	1,811	906	905
Restricted O/L	RL	15	15	15	15	-
Show Cause	SC	2	10	10	3	7
Traffic Total		4,413	5,481	6,475	4,233	2,242
<u>Civil</u>						
Abstract	AJ	6	0	6	6	-
Admin License	AL	92	53	138	85	53
Bond Forfeiture	BF	42	26	58	39	19
Detinue	DT	26	22	34	25	9
Garnishment	GA	873	212	1,063	851	212
Impoundment	IM	16	1	17	16	1
Interrogatory	IN	27	16	38	22	16
Motion for Judgment	MJ	24	37	48	28	20
Overweight	OC	1	0	3	3	-
Other	OT	20	8	27	21	6
Protective Order	PO	12	8	16	8	8
Prelim Prot Order	PP	17	0	17	17	-
Tenants Assertion	TA	1	1	3	2	1
Unlawful Detainer	UD	1,002	677	1,092	1,021	71
Warrant in Debt	WD	1,106	1,112	1,409	1,055	354
Civil Total		3,265	2,173	3,969	3,199	770
Henrico Totals		8,978	11,197	13,997	8,457	5,540



Filings by Court & Division

		<u>Henrico</u>	
C	Misdemeanor	8,241	7.8%
	Felony	5,009	4.7%
	Capias	1,335	1.3%
	Show Cause	960	0.9%
	Civil Violation	149	0.1%
	Total	15,694	15%
<hr/>			
T	Infraction	39,857	37.8%
	Misdemeanor	11,309	10.7%
	Capias	620	0.6%
	Felony	187	0.2%
	Restricted O/L	184	0.2%
	Show Cause	56	0.1%
	Civil Violation	8	0.0%
Total	52,221	50%	
<hr/>			
V	Unlawful Detainer	12,394	11.8%
	Warrant in Debt	12,072	11.4%
	Garnishment	9,858	9.3%
	Admin License	941	0.9%
	Detinue	426	0.4%
	Prelim Prot Order	322	0.3%
	Motion for Judgment	304	0.3%
	Interrogatory	279	0.3%
	Bond Forfeiture	244	0.2%
	Protective Order	241	0.2%
	Other	151	0.1%
	Impoundment	128	0.1%
	Abstract	115	0.1%
	Tenants Assertion	53	0.1%
	Counter Claim	20	0.0%
	Overweight	7	0.0%
Petition-Restore Arms	7	0.0%	
Total	37,562	36%	
<hr/>			
Total	105,477	100%	

CASELOAD STATISTICS OF THE GENERAL DISTRICT COURTS


December 2018

Caroline

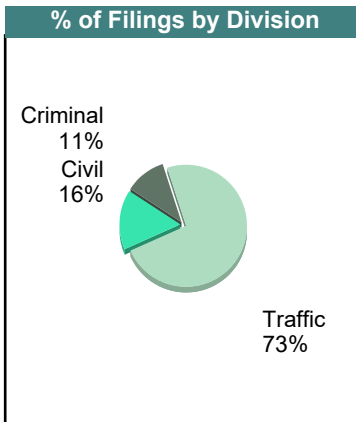
District: 15

		<u>Filings</u>	<u>Hearings</u>	<u>Transactions</u>	<u>Concluded</u>	<u>Cont</u>
<u>Criminal</u>						
Capias	CA	4	20	20	6	14
Civil Violation	CV	6	10	10	4	6
Felony	F	35	86	86	22	64
Misdemeanor	M	66	183	185	68	116
Show Cause	SC	9	14	14	8	6
Criminal Total		120	313	315	108	206
<u>Traffic</u>						
Capias	CA	7	27	27	8	19
Civil Violation	CV	0	1	1	0	1
Felony	F	4	14	14	1	13
Infraction	I	677	560	913	691	222
Misdemeanor	M	117	284	296	156	140
Show Cause	SC	1	1	1	0	1
Traffic Total		806	887	1,252	856	396
<u>Civil</u>						
Admin License	AL	12	0	12	12	-
Garnishment	GA	40	10	44	34	10
Impoundment	IM	1	0	1	1	-
Interrogatory	IN	8	6	8	2	6
Protective Order	PO	2	0	2	2	-
Prelim Prot Order	PP	1	1	3	2	-
Restricted O/L	RL	1	0	1	1	-
Show Cause	SC	1	1	1	0	1
Unlawful Detainer	UD	6	13	14	13	1
Warrant in Debt	WD	101	120	150	109	41
Civil Total		173	151	236	176	59
Caroline Totals		1,099	1,351	1,803	1,140	661

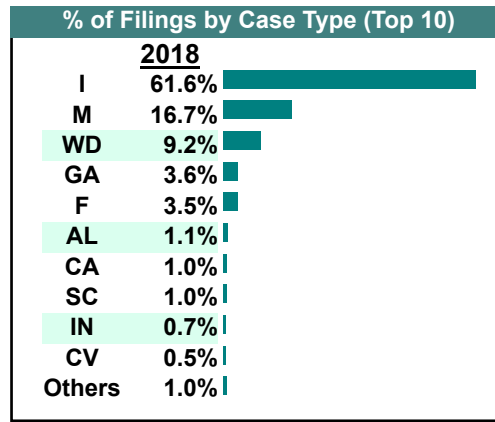
Calendar Filings with Top 12 Scheduled Times



% of Filings by Division



% of Filings by Case Type (Top 10)



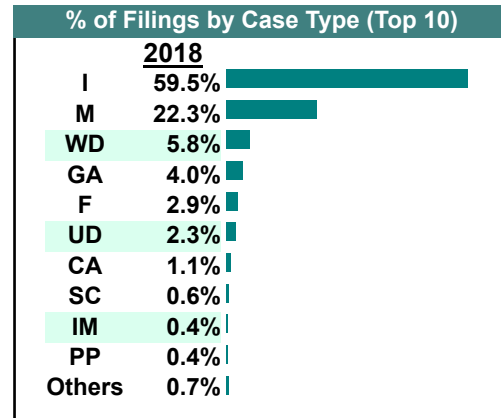
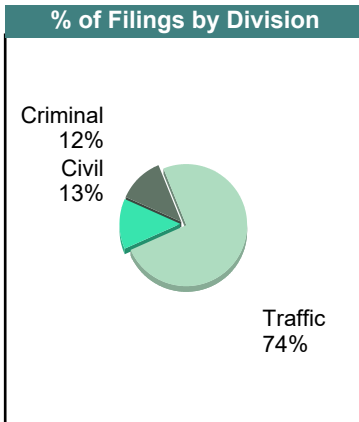
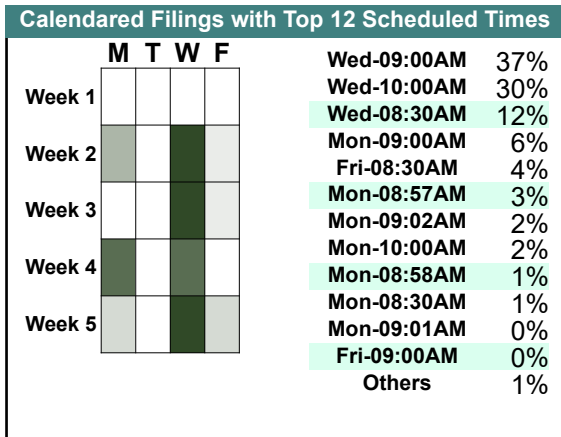
CASELOAD STATISTICS OF THE GENERAL DISTRICT COURTS

November 2018

Caroline

District: 15

		<u>Filings</u>	<u>Hearings</u>	<u>Transactions</u>	<u>Concluded</u>	<u>Cont</u>
<u>Criminal</u>						
Capias	CA	6	28	28	12	16
Civil Violation	CV	1	8	8	4	4
Felony	F	30	67	67	15	52
Misdemeanor	M	91	185	186	72	113
Show Cause	SC	5	15	15	5	10
Criminal Total		133	303	304	108	195
<u>Traffic</u>						
Capias	CA	6	25	25	4	21
Civil Violation	CV	2	2	2	2	-
Felony	F	2	4	4	0	4
Infraction	I	647	524	856	682	174
Misdemeanor	M	151	322	341	185	155
Traffic Total		808	877	1,228	873	354
<u>Civil</u>						
Admin License	AL	3	0	3	3	-
Counter Claim	CC	0	2	2	1	1
Garnishment	GA	44	8	51	43	8
Impoundment	IM	4	0	4	4	-
Interrogatory	IN	0	1	3	2	1
Protective Order	PO	2	0	2	2	-
Prelim Prot Order	PP	4	2	6	4	1
Show Cause	SC	1	0	1	1	-
Unlawful Detainer	UD	25	22	31	22	9
Warrant in Debt	WD	63	84	111	69	42
Civil Total		146	119	214	151	62
Caroline Totals		1,087	1,299	1,746	1,132	611



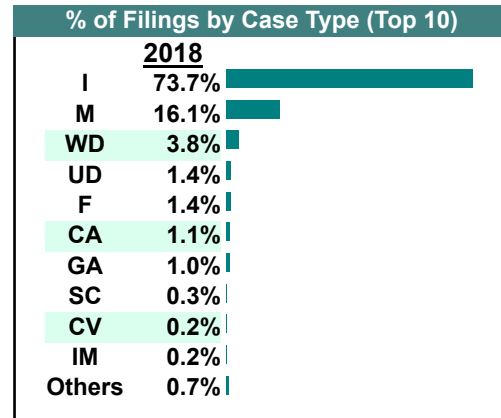
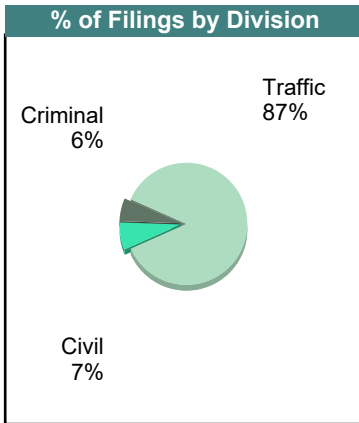
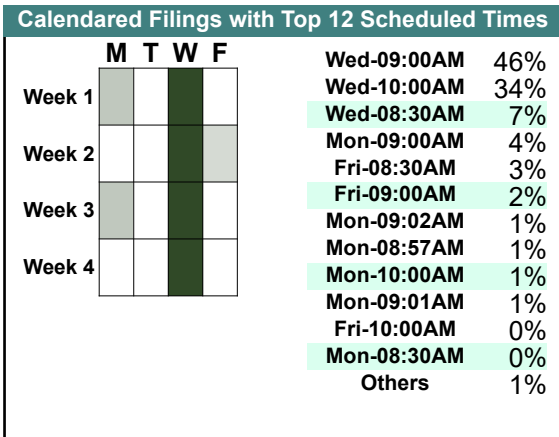
CASELOAD STATISTICS OF THE GENERAL DISTRICT COURTS

October 2018

Caroline

District: 15

		<u>Filings</u>	<u>Hearings</u>	<u>Transactions</u>	<u>Concluded</u>	<u>Cont</u>
<u>Criminal</u>						
Capias	CA	8	23	23	7	16
Civil Violation	CV	1	8	8	4	4
Felony	F	20	74	74	23	51
Misdemeanor	M	58	228	234	125	109
Show Cause	SC	4	15	15	6	9
Criminal Total		91	348	354	165	189
<u>Traffic</u>						
Capias	CA	8	27	27	7	20
Civil Violation	CV	2	1	2	1	1
Felony	F	1	6	6	5	1
Infraction	I	1,133	881	1,480	1,219	261
Misdemeanor	M	190	427	456	249	207
Show Cause	SC	0	2	2	1	1
Traffic Total		1,334	1,344	1,973	1,482	491
<u>Civil</u>						
Admin License	AL	2	0	2	2	-
Capias	CA	1	0	1	1	-
Counter Claim	CC	1	1	1	0	1
Garnishment	GA	16	2	21	19	2
Impoundment	IM	3	1	4	3	1
Interrogatory	IN	1	3	4	1	3
Overweight	OC	1	0	1	1	-
Protective Order	PO	3	0	3	3	-
Prelim Prot Order	PP	2	4	5	1	1
Show Cause	SC	1	0	3	3	-
Unlawful Detainer	UD	22	21	28	21	7
Warrant in Debt	WD	59	60	72	41	31
Civil Total		112	92	145	96	46
Caroline Totals		1,537	1,784	2,472	1,743	726



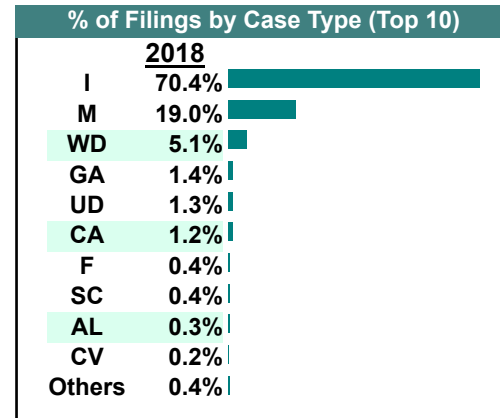
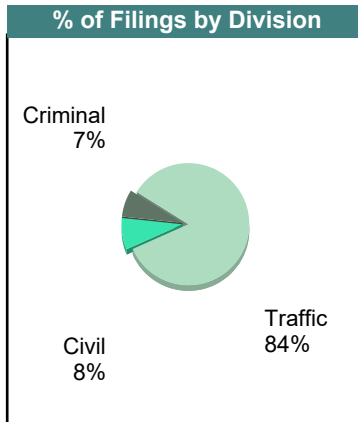
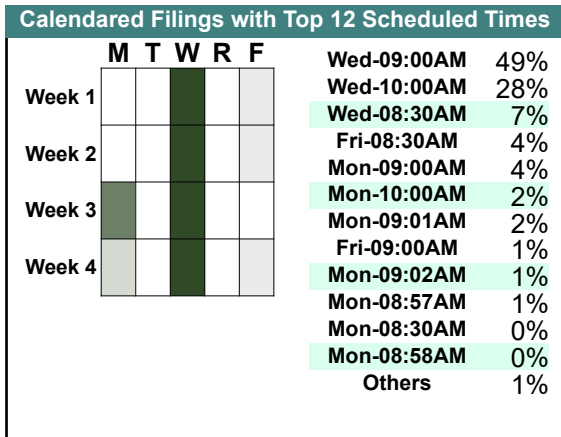
CASELOAD STATISTICS OF THE GENERAL DISTRICT COURTS

September 2018

Caroline

District: 15

		<u>Filings</u>	<u>Hearings</u>	<u>Transactions</u>	<u>Concluded</u>	<u>Cont</u>
<u>Criminal</u>						
Capias	CA	12	19	19	3	16
Civil Violation	CV	4	6	6	1	5
Felony	F	4	76	76	21	55
Misdemeanor	M	110	231	233	110	120
Show Cause	SC	6	20	20	9	11
Criminal Total		136	352	354	144	207
<u>Traffic</u>						
Capias	CA	11	24	24	5	19
Felony	F	4	7	7	2	5
Infraction	I	1,348	900	1,598	1,276	322
Misdemeanor	M	253	487	502	249	253
Show Cause	SC	1	3	3	0	3
Traffic Total		1,617	1,421	2,134	1,532	602
<u>Civil</u>						
Abstract	AJ	2	0	2	2	-
Admin License	AL	6	0	6	6	-
Counter Claim	CC	1	1	1	0	1
Garnishment	GA	26	1	27	26	1
Impoundment	IM	1	0	1	1	-
Interrogatory	IN	2	0	2	2	-
Other	OT	1	0	1	1	-
Tenants Assertion	TA	0	1	1	1	-
Unlawful Detainer	UD	25	20	31	26	5
Warrant in Debt	WD	97	144	180	130	50
Civil Total		161	167	252	195	57
Caroline Totals		1,914	1,940	2,740	1,871	866



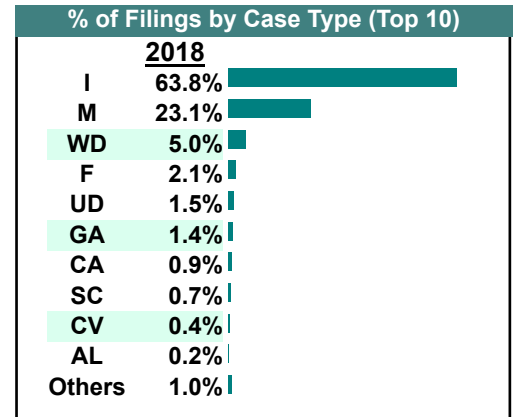
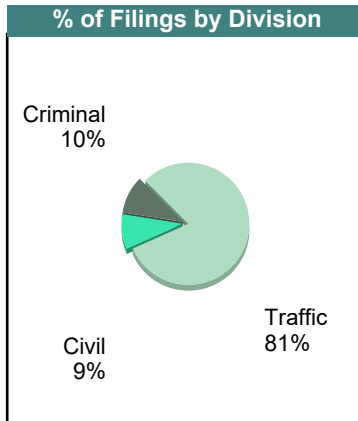
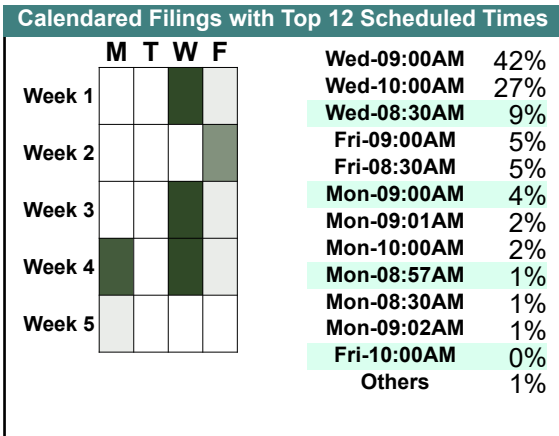
CASELOAD STATISTICS OF THE GENERAL DISTRICT COURTS

August 2018

Caroline


District: 15

		<u>Filings</u>	<u>Hearings</u>	<u>Transactions</u>	<u>Concluded</u>	<u>Cont</u>
<u>Criminal</u>						
Capias	CA	7	20	20	8	12
Civil Violation	CV	4	8	8	2	6
Felony	F	27	104	104	54	50
Misdemeanor	M	91	233	241	133	107
Show Cause	SC	8	21	21	4	17
Criminal Total		137	386	394	201	192
<u>Traffic</u>						
Capias	CA	5	16	16	5	11
Civil Violation	CV	1	1	1	1	-
Felony	F	2	4	4	1	3
Infraction	I	875	628	1,079	851	228
Misdemeanor	M	226	391	411	208	203
Traffic Total		1,109	1,040	1,511	1,066	445
<u>Civil</u>						
Abstract	AJ	2	0	2	2	-
Admin License	AL	3	0	3	3	-
Counter Claim	CC	1	0	1	1	-
Garnishment	GA	19	8	32	24	8
Impoundment	IM	1	0	1	1	-
Interrogatory	IN	3	4	4	0	4
Protective Order	PO	3	0	3	3	-
Prelim Prot Order	PP	3	3	7	4	-
Show Cause	SC	2	2	2	0	2
Tenants Assertion	TA	1	1	1	0	1
Unlawful Detainer	UD	20	18	24	16	8
Warrant in Debt	WD	68	59	98	81	17
Civil Total		126	95	178	135	40
Caroline Totals		1,372	1,521	2,083	1,402	677

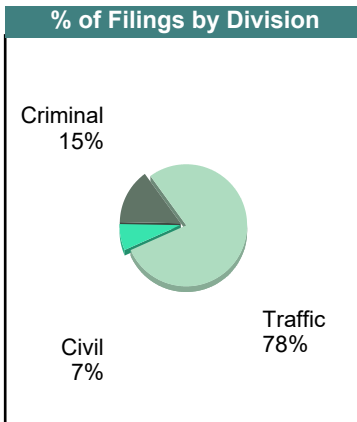


		<u>Filings</u>	<u>Hearings</u>	<u>Transactions</u>	<u>Concluded</u>	<u>Cont</u>
<u>Criminal</u>						
Capias	CA	6	23	23	9	14
Civil Violation	CV	2	6	6	1	5
Felony	F	34	126	128	34	94
Misdemeanor	M	213	350	352	193	159
Show Cause	SC	7	21	21	6	15
Criminal Total		262	526	530	243	287
<u>Traffic</u>						
Capias	CA	7	31	31	10	21
Felony	F	5	12	12	5	7
Infraction	I	1,155	828	1,385	1,101	284
Misdemeanor	M	237	442	456	198	258
Show Cause	SC	1	2	2	2	-
Traffic Total		1,405	1,315	1,886	1,316	570
<u>Civil</u>						
Abstract	AJ	1	0	1	1	-
Admin License	AL	4	0	4	4	-
Garnishment	GA	32	7	41	34	7
Impoundment	IM	3	0	3	3	-
Interrogatory	IN	0	0	2	2	-
Other	OT	2	0	2	2	-
Protective Order	PO	4	0	4	4	-
Prelim Prot Order	PP	3	1	4	3	1
Show Cause	SC	3	0	3	3	-
Unlawful Detainer	UD	15	9	15	11	4
Warrant in Debt	WD	57	62	82	58	24
Civil Total		124	79	161	125	36
Caroline Totals		1,791	1,920	2,577	1,684	893

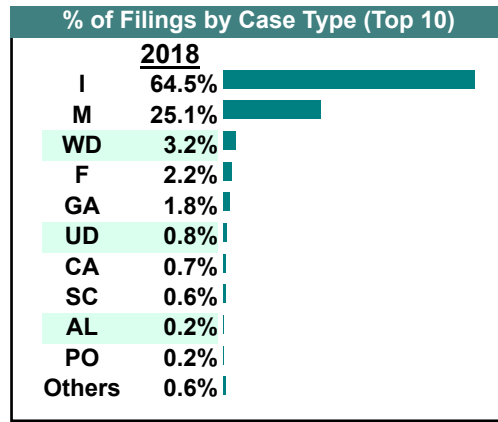
Calendarized Filings with Top 12 Scheduled Times



% of Filings by Division




% of Filings by Case Type (Top 10)

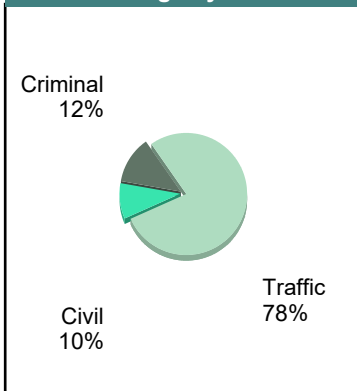


		<u>Filings</u>	<u>Hearings</u>	<u>Transactions</u>	<u>Concluded</u>	<u>Cont</u>
<u>Criminal</u>						
Capias	CA	5	27	27	7	20
Civil Violation	CV	2	6	6	4	2
Felony	F	73	156	156	28	128
Misdemeanor	M	122	270	282	104	178
Show Cause	SC	7	21	21	5	16
Criminal Total		209	480	492	148	344
<u>Traffic</u>						
Capias	CA	7	22	22	7	15
Civil Violation	CV	1	1	1	1	-
Felony	F	4	11	11	4	7
Infraction	I	1,072	838	1,388	1,184	204
Misdemeanor	M	236	441	467	269	198
Show Cause	SC	0	1	1	0	1
Traffic Total		1,320	1,314	1,890	1,465	425
<u>Civil</u>						
Abstract	AJ	1	0	1	1	-
Admin License	AL	4	0	4	4	-
Garnishment	GA	33	8	40	32	8
Impoundment	IM	2	0	2	2	-
Interrogatory	IN	2	0	2	2	-
Overweight	OC	1	0	2	2	-
Other	OT	2	0	3	3	-
Protective Order	PO	1	0	1	1	-
Show Cause	SC	1	0	1	1	-
Unlawful Detainer	UD	15	10	18	18	-
Warrant in Debt	WD	100	111	154	75	79
Civil Total		162	129	228	141	87
Caroline Totals		1,691	1,923	2,610	1,754	856

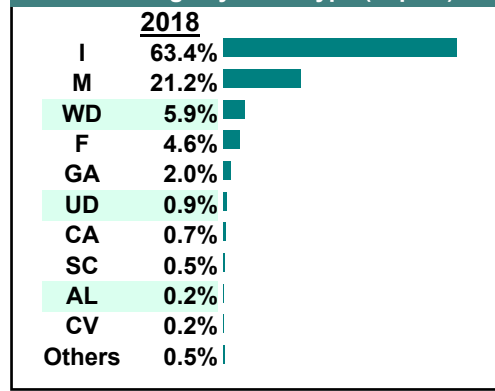
Calendared Filings with Top 12 Scheduled Times



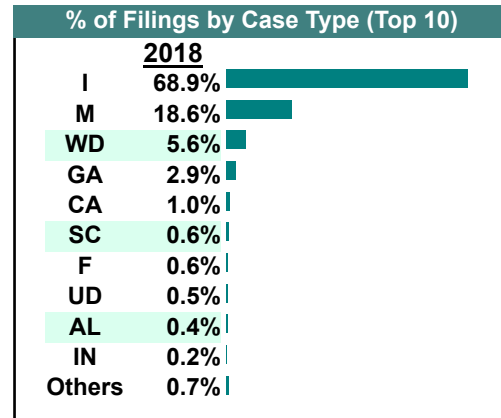
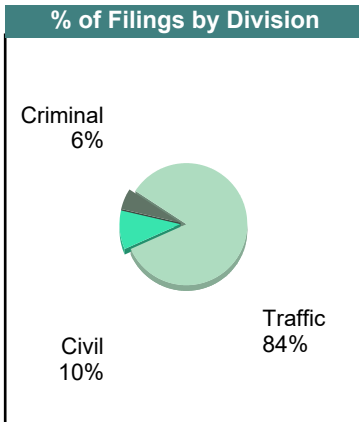
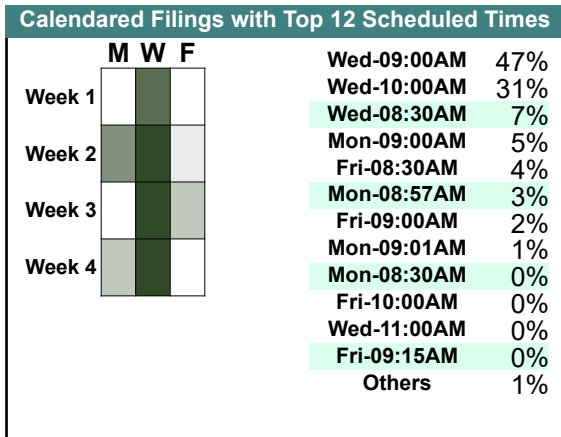
% of Filings by Division



% of Filings by Case Type (Top 10)




		<u>Filings</u>	<u>Hearings</u>	<u>Transactions</u>	<u>Concluded</u>	<u>Cont</u>
<u>Criminal</u>						
Capias	CA	8	13	13	2	11
Civil Violation	CV	1	5	5	2	3
Felony	F	8	49	49	17	32
Misdemeanor	M	64	166	169	53	116
Show Cause	SC	8	13	13	6	7
Criminal Total		89	246	249	80	169
<u>Traffic</u>						
Capias	CA	8	17	17	3	14
Felony	F	1	1	1	0	1
Infraction	I	1,111	894	1,483	1,241	242
Misdemeanor	M	236	428	442	251	191
Show Cause	SC	2	3	3	2	1
Traffic Total		1,358	1,343	1,946	1,497	449
<u>Civil</u>						
Admin License	AL	7	0	7	7	-
Counter Claim	CC	1	0	1	1	-
Garnishment	GA	46	13	56	43	13
Impoundment	IM	3	0	3	3	-
Interrogatory	IN	4	3	5	2	3
Overweight	OC	2	1	2	1	1
Prelim Prot Order	PP	4	0	4	4	-
Show Cause	SC	0	0	1	1	-
Unlawful Detainer	UD	8	6	8	6	2
Warrant in Debt	WD	90	82	116	93	23
Civil Total		165	105	203	161	42
Caroline Totals		1,612	1,694	2,398	1,738	660

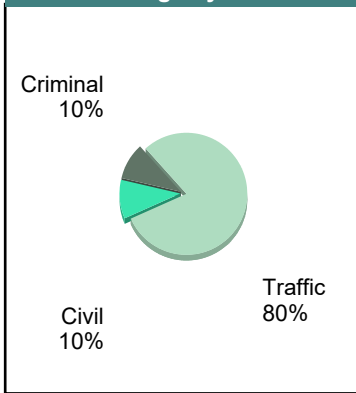


		<u>Filings</u>	<u>Hearings</u>	<u>Transactions</u>	<u>Concluded</u>	<u>Cont</u>
<u>Criminal</u>						
Capias	CA	5	15	15	5	10
Civil Violation	CV	2	7	7	1	6
Felony	F	48	124	124	16	108
Misdemeanor	M	104	262	263	98	165
Show Cause	SC	7	12	12	1	11
Criminal Total		166	420	421	121	300
<u>Traffic</u>						
Capias	CA	8	17	17	3	14
Civil Violation	CV	1	0	1	1	-
Felony	F	2	7	7	2	5
Infraction	I	1,070	789	1,402	1,137	265
Misdemeanor	M	267	456	480	244	236
Show Cause	SC	2	3	3	1	2
Traffic Total		1,350	1,272	1,910	1,388	522
<u>Civil</u>						
Abstract	AJ	1	0	1	1	-
Admin License	AL	5	0	5	5	-
Garnishment	GA	42	8	46	38	8
Impoundment	IM	3	0	3	3	-
Interrogatory	IN	0	1	1	0	1
Other	OT	0	1	1	0	1
Protective Order	PO	2	0	2	2	-
Prelim Prot Order	PP	0	0	1	1	-
Show Cause	SC	1	1	1	0	1
Unlawful Detainer	UD	17	12	20	19	1
Warrant in Debt	WD	101	105	135	90	45
Civil Total		172	128	216	159	57
Caroline Totals		1,688	1,820	2,547	1,668	879

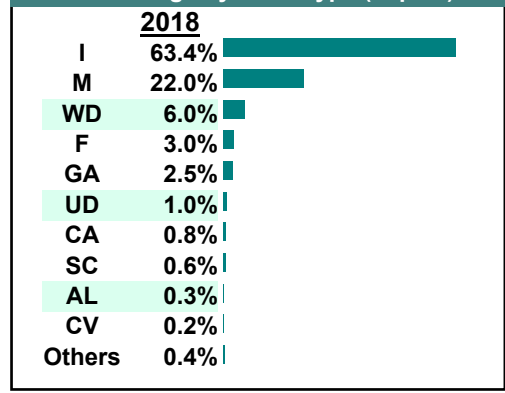
Calendared Filings with Top 12 Scheduled Times



% of Filings by Division



% of Filings by Case Type (Top 10)



CASELOAD STATISTICS OF THE GENERAL DISTRICT COURTS

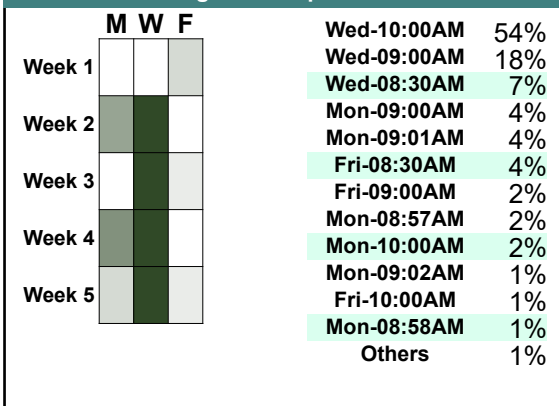
March 2018

Caroline

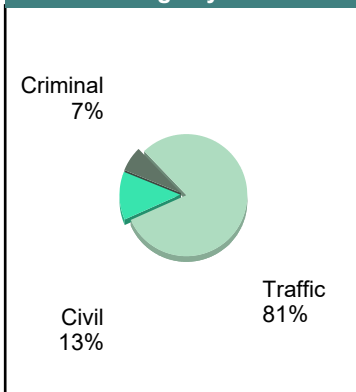
District: 15

		<u>Filings</u>	<u>Hearings</u>	<u>Transactions</u>	<u>Concluded</u>	<u>Cont</u>
<u>Criminal</u>						
Capias	CA	6	18	18	7	11
Civil Violation	CV	3	11	11	3	8
Felony	F	11	68	68	28	40
Misdemeanor	M	91	222	223	92	131
Show Cause	SC	7	14	14	10	4
Criminal Total		118	333	334	140	194
<u>Traffic</u>						
Capias	CA	3	14	14	4	10
Felony	F	0	8	8	5	3
Infraction	I	1,208	847	1,574	1,087	487
Misdemeanor	M	206	396	424	161	263
Show Cause	SC	6	8	8	7	1
Traffic Total		1,423	1,273	2,028	1,264	764
<u>Civil</u>						
Abstract	AJ	1	0	1	1	-
Admin License	AL	8	0	8	8	-
Counter Claim	CC	0	1	1	1	-
Garnishment	GA	48	8	51	43	8
Impoundment	IM	1	0	1	1	-
Interrogatory	IN	1	1	2	1	1
Other	OT	1	1	1	0	1
Protective Order	PO	2	0	2	2	-
Prelim Prot Order	PP	4	1	4	3	1
Unlawful Detainer	UD	30	22	42	37	5
Warrant in Debt	WD	127	108	145	102	43
Civil Total		223	142	258	199	59
Caroline Totals		1,764	1,748	2,620	1,603	1,017

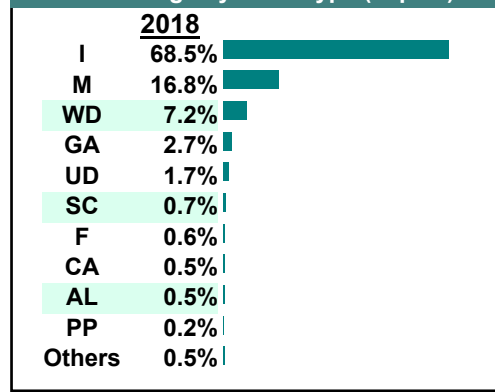
Calendarized Filings with Top 12 Scheduled Times



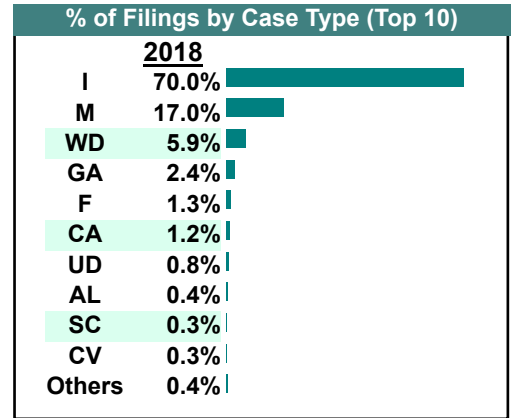
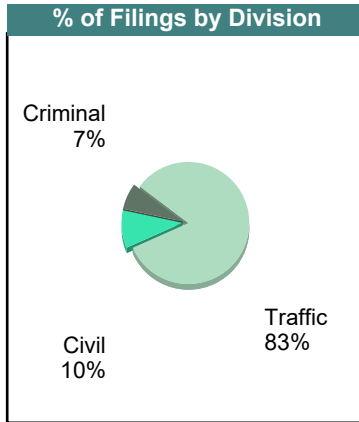
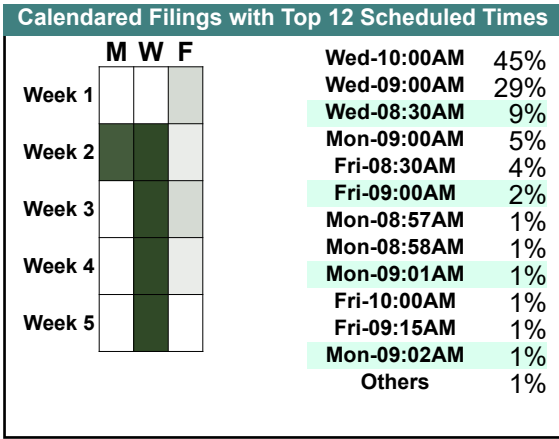
% of Filings by Division



% of Filings by Case Type (Top 10)



		<u>Filings</u>	<u>Hearings</u>	<u>Transactions</u>	<u>Concluded</u>	<u>Cont</u>
<u>Criminal</u>						
Capias	CA	8	15	15	9	6
Civil Violation	CV	3	8	8	5	3
Felony	F	16	59	59	24	35
Misdemeanor	M	80	213	223	103	120
Show Cause	SC	2	4	4	1	3
Criminal Total		109	299	309	142	167
<u>Traffic</u>						
Capias	CA	11	31	31	12	19
Civil Violation	CV	1	1	1	1	-
Felony	F	4	7	7	1	6
Infraction	I	1,092	797	1,433	1,111	321
Misdemeanor	M	186	351	367	162	205
Show Cause	SC	3	4	4	1	3
Traffic Total		1,297	1,191	1,843	1,288	554
<u>Civil</u>						
Admin License	AL	7	0	7	7	-
Garnishment	GA	38	4	38	34	4
Impoundment	IM	4	0	4	4	-
Interrogatory	IN	0	0	1	1	-
Overweight	OC	0	0	2	2	-
Protective Order	PO	1	0	1	1	-
Prelim Prot Order	PP	1	0	1	1	-
Show Cause	SC	0	0	1	1	-
Unlawful Detainer	UD	12	5	12	10	2
Warrant in Debt	WD	92	78	103	76	27
Civil Total		155	87	170	137	33
Caroline Totals		1,561	1,577	2,322	1,567	754



CASELOAD STATISTICS OF THE GENERAL DISTRICT COURTS


January 2018

Caroline

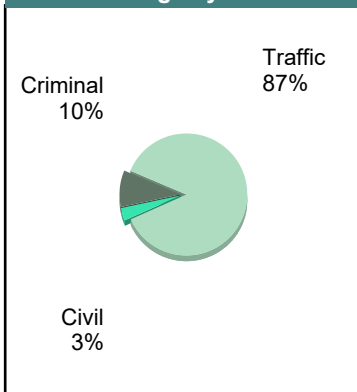
District: 15

		<u>Filings</u>	<u>Hearings</u>	<u>Transactions</u>	<u>Concluded</u>	<u>Cont</u>
<u>Criminal</u>						
Capias	CA	10	24	24	7	17
Civil Violation	CV	6	9	9	6	3
Felony	F	25	121	121	63	58
Misdemeanor	M	118	292	298	122	176
Show Cause	SC	9	12	12	4	8
Criminal Total		168	458	464	202	262
<u>Traffic</u>						
Capias	CA	8	22	22	2	20
Felony	F	1	8	8	2	6
Infraction	I	1,295	952	1,630	1,200	430
Misdemeanor	M	233	419	434	209	225
Show Cause	SC	1	1	1	1	-
Traffic Total		1,538	1,402	2,095	1,414	681
<u>Civil</u>						
Abstract	AJ	2	0	2	2	-
Admin License	AL	5	0	5	5	-
Counter Claim	CC	1	1	1	0	1
Garnishment	GA	3	0	3	3	-
Impoundment	IM	2	0	2	2	-
Interrogatory	IN	1	1	1	0	1
Overweight	OC	3	2	3	1	2
Protective Order	PO	3	0	3	3	-
Prelim Prot Order	PP	2	1	2	1	1
Unlawful Detainer	UD	19	13	22	14	8
Warrant in Debt	WD	20	57	71	54	17
Civil Total		61	75	115	85	30
Caroline Totals		1,767	1,935	2,674	1,701	973

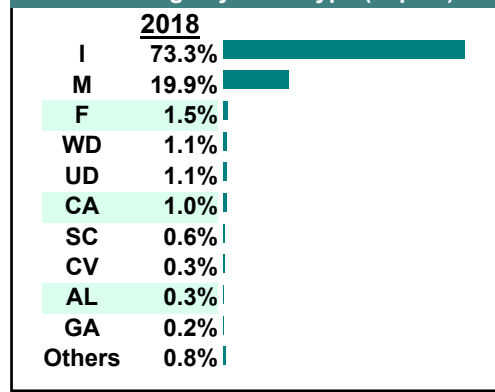
Calendarized Filings with Top 12 Scheduled Times



% of Filings by Division



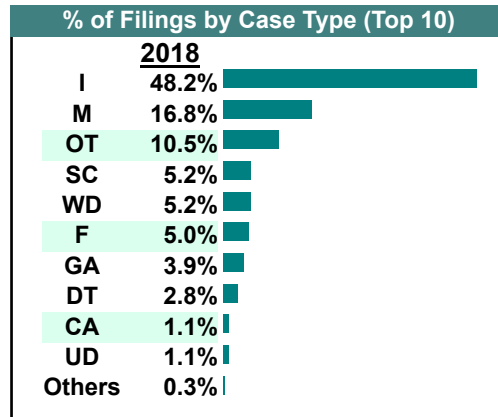
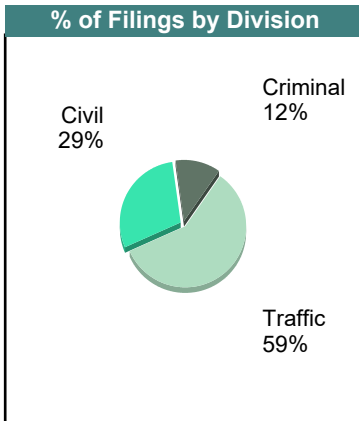
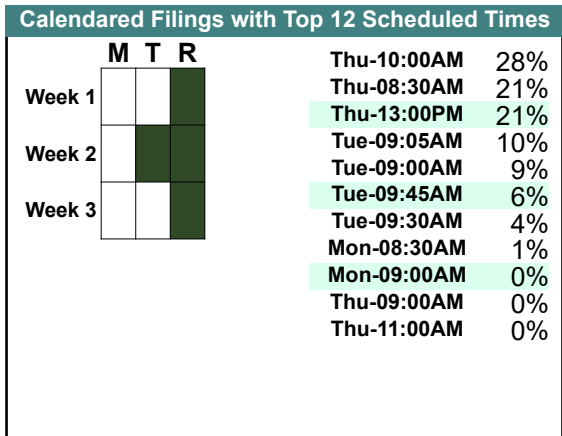
% of Filings by Case Type (Top 10)



CASELOAD STATISTICS OF THE GENERAL DISTRICT COURTS

December 2018

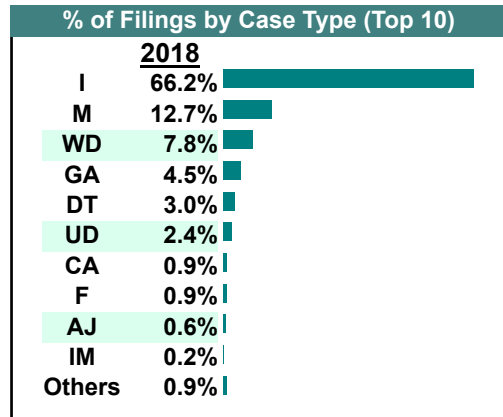
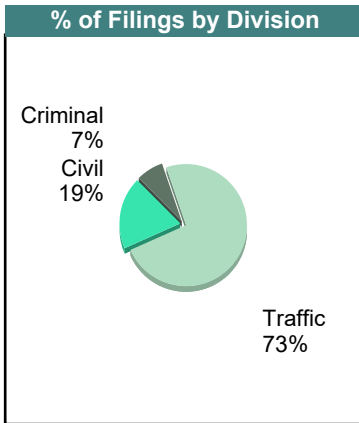
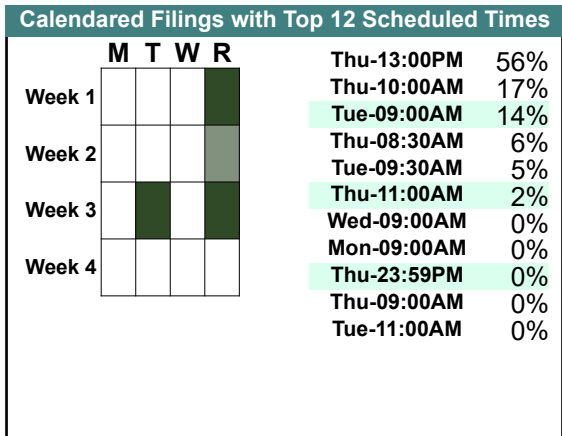
		<u>Filings</u>	<u>Hearings</u>	<u>Transactions</u>	<u>Concluded</u>	<u>Cont</u>
<u>Criminal</u>						
Capias	CA	2	6	6	2	4
Civil Violation	CV	0	1	1	1	-
Felony	F	17	38	41	13	28
Misdemeanor	M	24	48	48	15	33
Show Cause	SC	0	1	1	0	1
Criminal Total		43	94	97	31	66
<u>Traffic</u>						
Capias	CA	0	3	3	3	-
Felony	F	1	1	1	0	1
Infraction	I	175	130	238	205	33
Misdemeanor	M	37	70	70	31	39
Traffic Total		213	204	312	239	73
<u>Civil</u>						
Capias	CA	2	1	3	2	1
Detinue	DT	10	15	21	12	9
Garnishment	GA	14	1	14	13	1
Other	OT	38	18	62	44	18
Prelim Prot Order	PP	1	1	1	0	1
Show Cause	SC	19	7	29	22	7
Unlawful Detainer	UD	4	2	5	5	-
Warrant in Debt	WD	19	18	27	17	10
Civil Total		107	63	162	115	47
Essex Totals		363	361	571	385	186



CASELOAD STATISTICS OF THE GENERAL DISTRICT COURTS

November 2018

		<u>Filings</u>	<u>Hearings</u>	<u>Transactions</u>	<u>Concluded</u>	<u>Cont</u>
<u>Criminal</u>						
Capias	CA	2	4	4	3	1
Civil Violation	CV	0	3	3	1	2
Felony	F	4	21	30	19	10
Misdemeanor	M	27	51	53	22	31
Show Cause	SC	1	4	4	0	4
Criminal Total		34	83	94	45	48
<u>Traffic</u>						
Capias	CA	2	3	3	0	3
Infraction	I	307	179	348	318	30
Misdemeanor	M	32	67	67	39	28
Traffic Total		341	249	418	357	61
<u>Civil</u>						
Abstract	AJ	3	0	3	3	-
Detinue	DT	14	15	19	13	6
Garnishment	GA	21	0	21	21	-
Impoundment	IM	1	0	1	1	-
Overweight	OC	1	0	1	1	-
Other	OT	1	0	1	1	-
Prelim Prot Order	PP	1	2	2	0	-
Unlawful Detainer	UD	11	7	13	10	3
Warrant in Debt	WD	36	33	45	30	15
Civil Total		89	57	106	80	24
Essex Totals		464	389	618	482	133



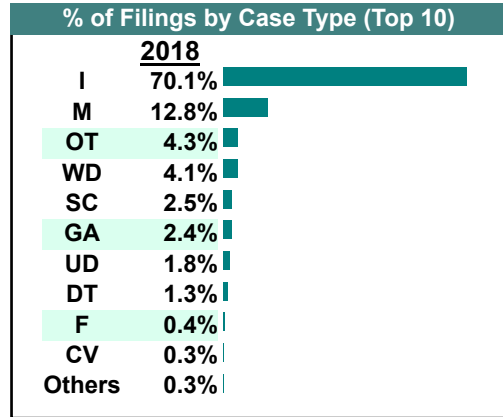
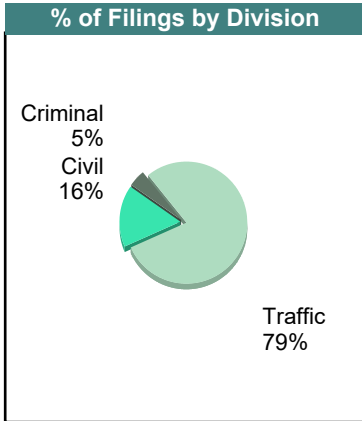
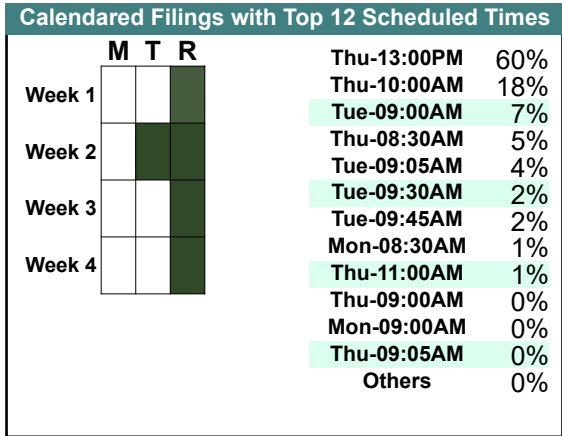
CASELOAD STATISTICS OF THE GENERAL DISTRICT COURTS

October 2018

Essex

District: 15

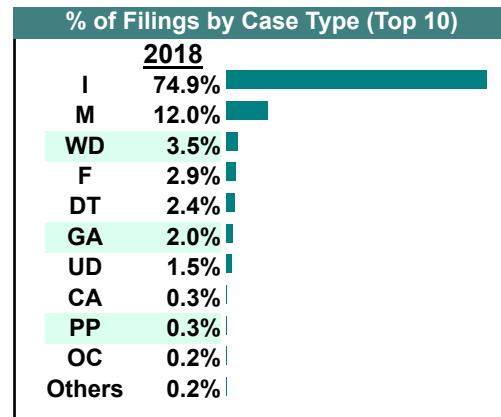
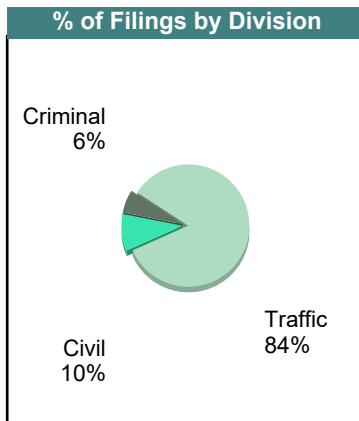
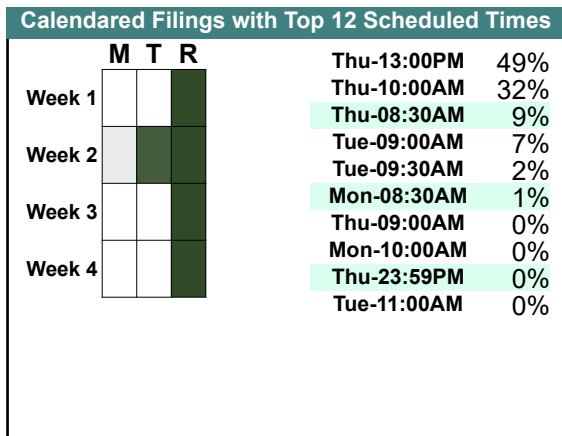
		<u>Filings</u>	<u>Hearings</u>	<u>Transactions</u>	<u>Concluded</u>	<u>Cont</u>
<u>Criminal</u>						
Capias	CA	0	6	6	2	4
Civil Violation	CV	2	2	2	0	2
Felony	F	3	26	31	19	12
Misdemeanor	M	29	61	63	32	31
Show Cause	SC	2	5	5	0	5
Criminal Total		36	100	107	53	54
<u>Traffic</u>						
Capias	CA	0	3	3	1	2
Felony	F	0	1	2	2	-
Infraction	I	559	319	618	554	64
Misdemeanor	M	73	129	130	87	43
Traffic Total		632	452	753	644	109
<u>Civil</u>						
Capias	CA	1	1	2	1	1
Detinue	DT	10	12	13	9	4
Garnishment	GA	19	0	19	19	-
Other	OT	34	24	60	36	24
Prelim Prot Order	PP	1	1	1	0	1
Show Cause	SC	18	10	29	19	10
Unlawful Detainer	UD	14	7	14	13	1
Warrant in Debt	WD	33	31	43	30	13
Civil Total		130	86	181	127	54
Essex Totals		798	638	1,041	824	217



CASELOAD STATISTICS OF THE GENERAL DISTRICT COURTS

September 2018

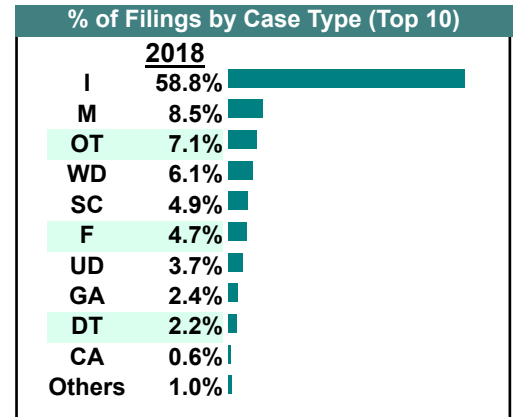
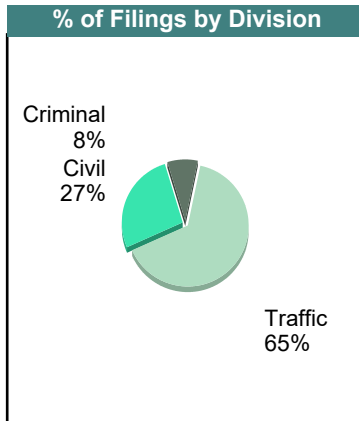
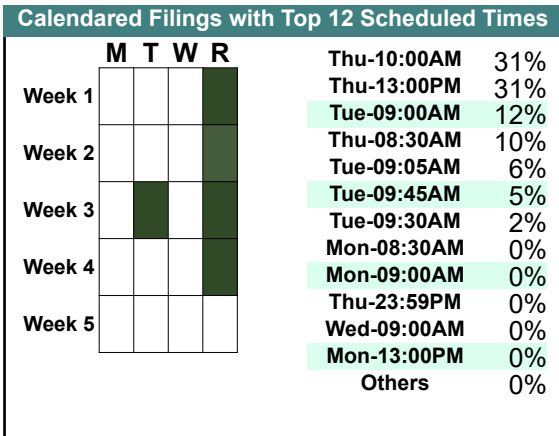
		<u>Filings</u>	<u>Hearings</u>	<u>Transactions</u>	<u>Concluded</u>	<u>Cont</u>
<u>Criminal</u>						
Capias	CA	1	3	3	1	2
Civil Violation	CV	0	1	1	1	-
Felony	F	18	61	61	25	36
Misdemeanor	M	21	59	59	26	33
Show Cause	SC	1	4	4	2	2
Criminal Total		41	128	128	55	73
<u>Traffic</u>						
Capias	CA	1	5	5	2	3
Felony	F	1	4	4	2	2
Infraction	I	499	245	533	481	52
Misdemeanor	M	59	91	94	58	36
Traffic Total		560	345	636	543	93
<u>Civil</u>						
Detinue	DT	16	17	26	16	10
Garnishment	GA	13	0	15	15	-
Overweight	OC	1	1	1	0	1
Other	OT	0	0	1	1	-
Prelim Prot Order	PP	2	1	3	2	1
Unlawful Detainer	UD	10	7	13	13	-
Warrant in Debt	WD	23	26	36	29	7
Civil Total		65	52	95	76	19
Essex Totals		666	525	859	674	185



CASELOAD STATISTICS OF THE GENERAL DISTRICT COURTS

August 2018

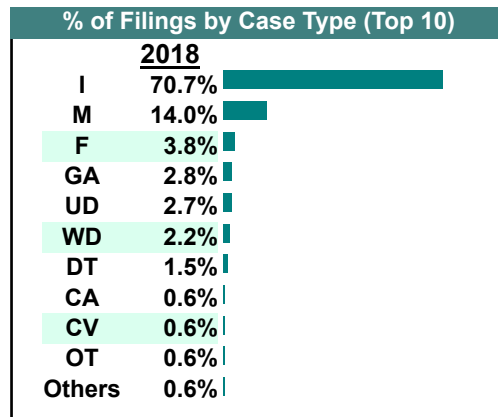
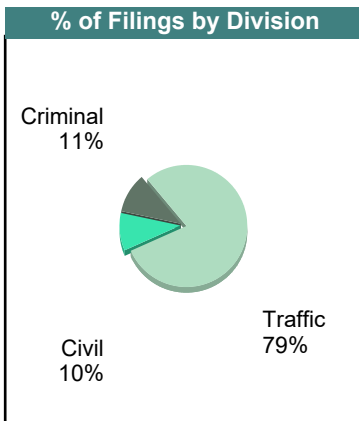
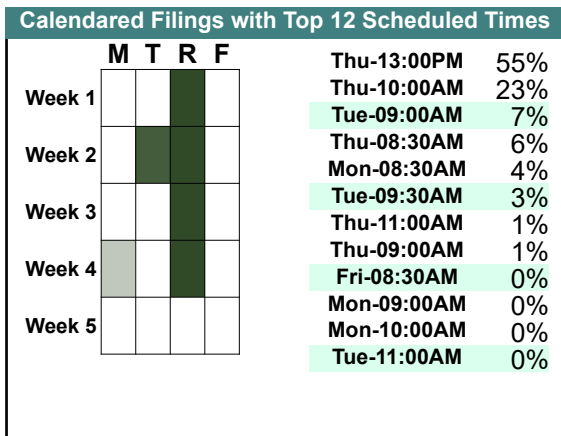
		<u>Filings</u>	<u>Hearings</u>	<u>Transactions</u>	<u>Concluded</u>	<u>Cont</u>
<u>Criminal</u>						
Capias	CA	2	10	10	9	1
Civil Violation	CV	2	2	2	0	2
Felony	F	23	35	38	9	29
Misdemeanor	M	11	35	37	17	20
Show Cause	SC	1	4	4	2	2
Criminal Total		39	86	91	37	54
<u>Traffic</u>						
Capias	CA	0	3	3	0	3
Felony	F	0	1	1	0	1
Infraction	I	290	150	327	298	29
Misdemeanor	M	31	63	64	38	26
Traffic Total		321	217	395	336	59
<u>Civil</u>						
Capias	CA	1	0	2	2	-
Detinue	DT	11	12	26	19	7
Garnishment	GA	12	2	12	10	2
Interrogatory	IN	1	0	1	1	-
Other	OT	35	26	63	37	26
Prelim Prot Order	PP	2	1	3	2	1
Show Cause	SC	23	10	31	21	10
Unlawful Detainer	UD	18	14	21	17	4
Warrant in Debt	WD	30	29	38	25	13
Civil Total		133	94	197	134	63
Essex Totals		493	397	683	507	176



CASELOAD STATISTICS OF THE GENERAL DISTRICT COURTS

July 2018

		<u>Filings</u>	<u>Hearings</u>	<u>Transactions</u>	<u>Concluded</u>	<u>Cont</u>
<u>Criminal</u>						
Capias	CA	4	8	8	1	7
Civil Violation	CV	4	3	5	5	-
Felony	F	26	37	38	6	32
Misdemeanor	M	39	70	73	37	36
Show Cause	SC	2	3	3	1	2
Criminal Total		75	121	127	50	77
<u>Traffic</u>						
Capias	CA	0	2	2	0	2
Felony	F	1	1	1	0	1
Infraction	I	505	295	562	515	47
Misdemeanor	M	61	106	107	49	57
Traffic Total		567	404	672	564	107
<u>Civil</u>						
Abstract	AJ	1	0	1	1	-
Detinue	DT	11	8	12	5	7
Garnishment	GA	20	0	20	20	-
Impoundment	IM	1	0	1	1	-
Other	OT	4	1	5	4	1
Unlawful Detainer	UD	19	14	21	18	3
Warrant in Debt	WD	16	17	28	19	9
Civil Total		72	40	88	68	20
Essex Totals		714	565	887	682	204



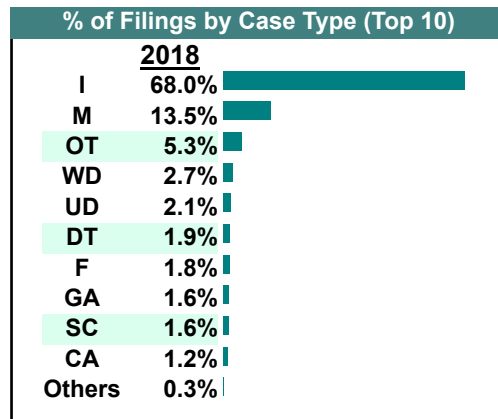
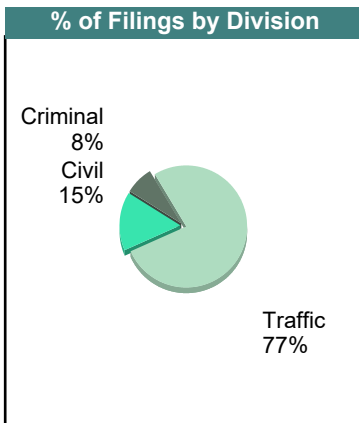
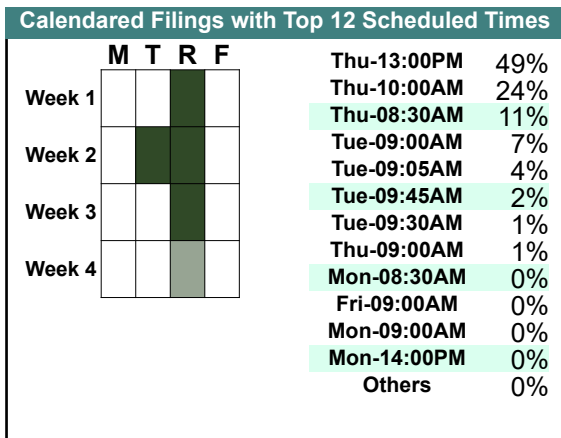
CASELOAD STATISTICS OF THE GENERAL DISTRICT COURTS

June 2018

Essex

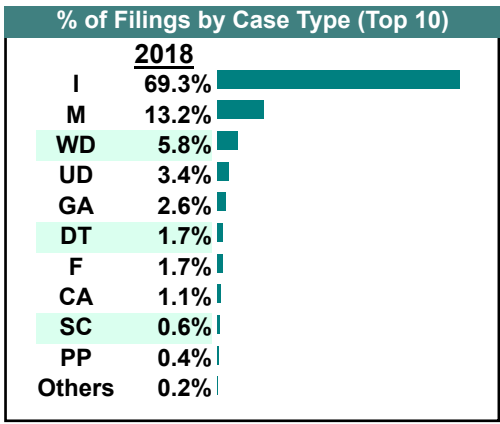
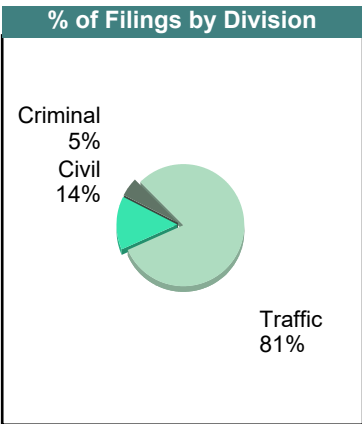
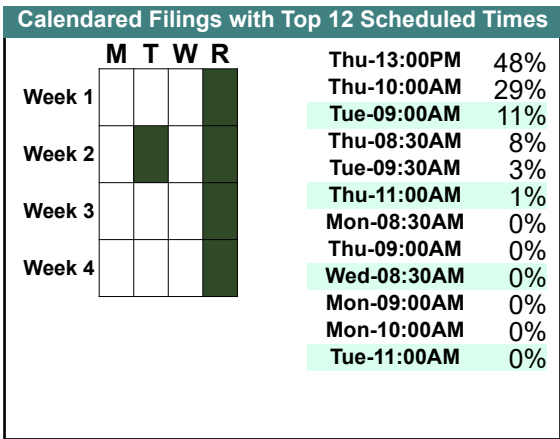
District: 15

		<u>Filings</u>	<u>Hearings</u>	<u>Transactions</u>	<u>Concluded</u>	<u>Cont</u>
<u>Criminal</u>						
Capias	CA	5	11	11	4	7
Felony	F	11	19	20	6	14
Misdemeanor	M	34	61	61	22	39
Show Cause	SC	1	2	2	0	2
Criminal Total		51	93	94	32	62
<u>Traffic</u>						
Capias	CA	2	4	4	3	1
Felony	F	1	1	1	0	1
Infraction	I	462	258	503	450	53
Misdemeanor	M	58	105	106	58	48
Show Cause	SC	0	1	1	1	-
Traffic Total		523	369	615	512	103
<u>Civil</u>						
Capias	CA	1	1	2	1	1
Detinue	DT	13	21	26	16	10
Garnishment	GA	11	0	11	11	-
Interrogatory	IN	0	0	1	1	-
Other	OT	36	30	53	24	29
Prelim Prot Order	PP	2	1	2	1	1
Show Cause	SC	10	8	15	7	8
Unlawful Detainer	UD	14	11	15	14	1
Warrant in Debt	WD	18	19	25	18	7
Civil Total		105	91	150	93	57
Essex Totals		679	553	859	637	222



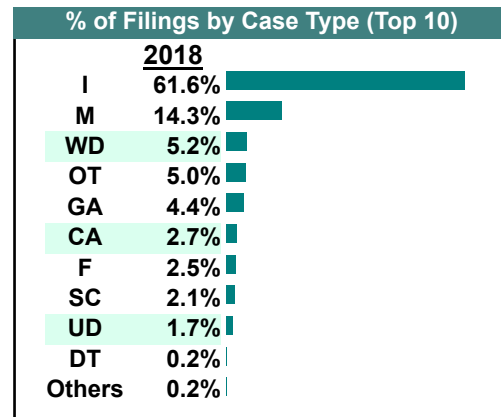
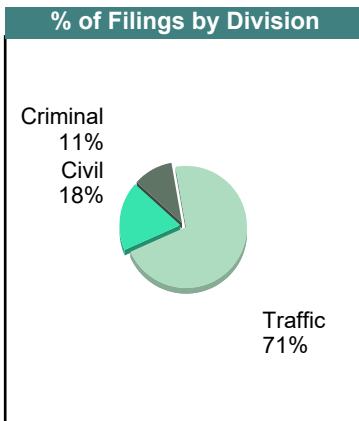
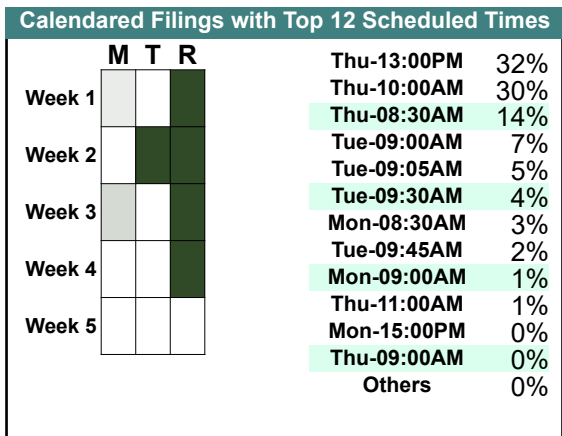
May 2018

		Filings	Hearings	Transactions	Concluded	Cont
<u>Criminal</u>						
Capias	CA	1	12	12	5	7
Felony	F	7	16	21	10	11
Misdemeanor	M	16	57	66	36	30
Show Cause	SC	0	4	4	2	2
Criminal Total		24	89	103	53	50
<u>Traffic</u>						
Capias	CA	4	6	6	3	3
Felony	F	1	1	1	0	1
Infraction	I	325	201	356	325	31
Misdemeanor	M	46	88	88	50	38
Show Cause	SC	3	4	4	2	2
Traffic Total		379	300	455	380	75
<u>Civil</u>						
Detinue	DT	8	14	22	13	9
Garnishment	GA	12	0	14	14	-
Other	OT	1	0	1	1	-
Prelim Prot Order	PP	2	1	2	1	1
Unlawful Detainer	UD	16	9	23	21	2
Warrant in Debt	WD	27	29	36	27	9
Civil Total		66	53	98	77	21
Essex Totals		469	442	656	510	146



April 2018

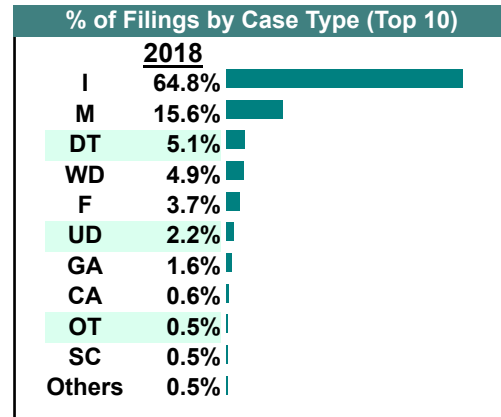
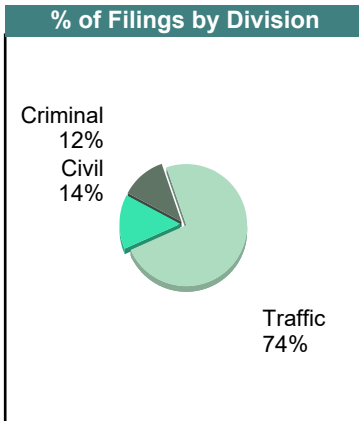
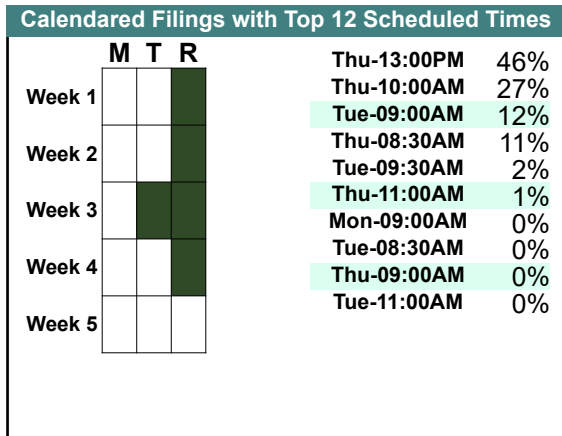
		Filings	Hearings	Transactions	Concluded	Cont
<u>Criminal</u>						
Capias	CA	10	22	22	7	15
Civil Violation	CV	0	1	1	1	-
Felony	F	12	29	39	21	18
Misdemeanor	M	30	62	65	23	42
Show Cause	SC	3	6	6	2	4
Criminal Total		55	120	133	54	79
<u>Traffic</u>						
Capias	CA	3	5	5	3	2
Felony	F	1	4	5	4	1
Infraction	I	319	177	353	305	48
Misdemeanor	M	44	95	96	41	55
Show Cause	SC	1	1	1	1	-
Traffic Total		368	282	460	354	106
<u>Civil</u>						
Capias	CA	1	2	2	0	2
Detinue	DT	1	4	10	8	2
Garnishment	GA	23	2	24	22	2
Interrogatory	IN	1	1	1	0	1
Other	OT	26	17	40	23	17
Show Cause	SC	7	6	12	6	6
Unlawful Detainer	UD	9	7	12	8	4
Warrant in Debt	WD	27	24	34	25	9
Civil Total		95	63	135	92	43
Essex Totals		518	465	728	500	228



CASELOAD STATISTICS OF THE GENERAL DISTRICT COURTS

March 2018

		<u>Filings</u>	<u>Hearings</u>	<u>Transactions</u>	<u>Concluded</u>	<u>Cont</u>
<u>Criminal</u>						
Capias	CA	4	9	9	4	5
Civil Violation	CV	2	2	3	2	1
Felony	F	23	37	39	21	18
Misdemeanor	M	43	74	80	39	41
Show Cause	SC	3	4	4	2	2
Criminal Total		75	126	135	68	67
<u>Traffic</u>						
Capias	CA	0	2	2	1	1
Felony	F	0	1	2	2	-
Infraction	I	407	227	449	421	28
Misdemeanor	M	55	104	106	64	42
Show Cause	SC	0	1	1	1	-
Traffic Total		462	335	560	489	71
<u>Civil</u>						
Detinue	DT	32	27	35	14	21
Garnishment	GA	10	0	11	11	-
Impoundment	IM	1	0	1	1	-
Other	OT	3	0	3	3	-
Prelim Prot Order	PP	0	0	2	2	-
Unlawful Detainer	UD	14	10	21	15	6
Warrant in Debt	WD	31	34	44	34	10
Civil Total		91	71	117	80	37
Essex Totals		628	532	812	637	175



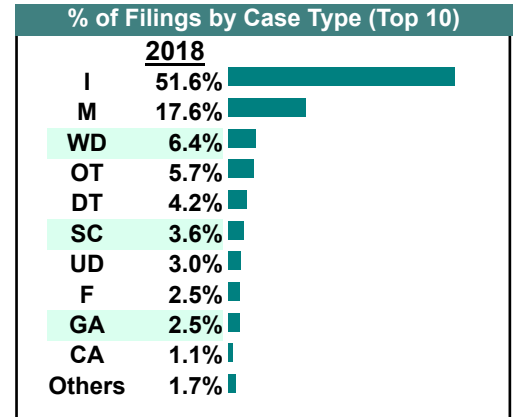
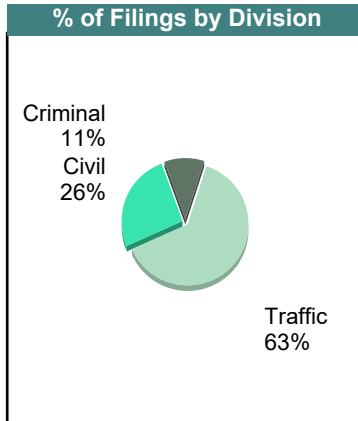
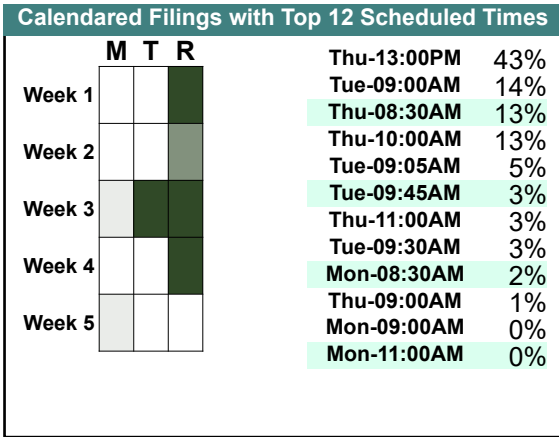
CASELOAD STATISTICS OF THE GENERAL DISTRICT COURTS

February 2018

Essex

District: 15

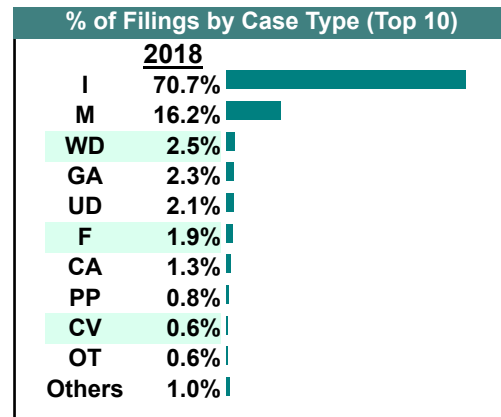
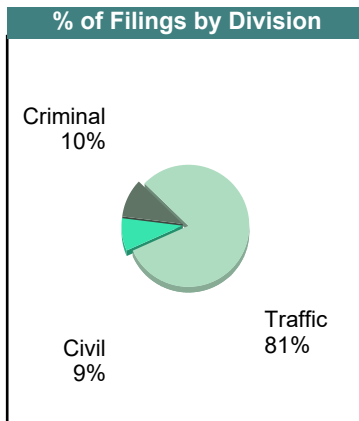
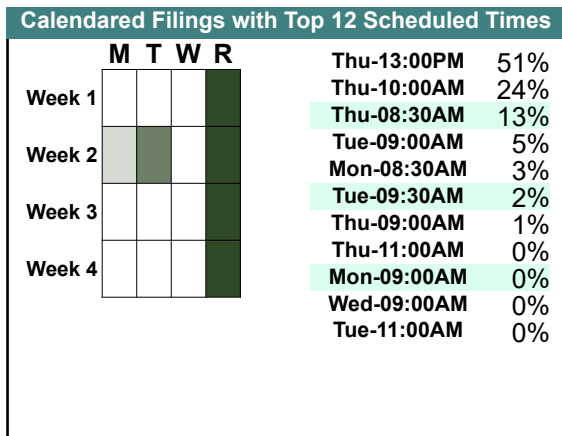
		<u>Filings</u>	<u>Hearings</u>	<u>Transactions</u>	<u>Concluded</u>	<u>Cont</u>
<u>Criminal</u>						
Capias	CA	3	5	5	0	5
Civil Violation	CV	1	2	2	0	2
Felony	F	11	29	34	15	19
Misdemeanor	M	31	65	79	41	38
Show Cause	SC	4	6	6	4	2
Criminal Total		50	107	126	60	66
<u>Traffic</u>						
Capias	CA	1	2	2	1	1
Felony	F	1	4	4	0	4
Infraction	I	243	173	304	275	29
Misdemeanor	M	52	86	87	42	45
Show Cause	SC	1	1	1	0	1
Traffic Total		298	266	398	318	80
<u>Civil</u>						
Capias	CA	1	1	1	0	1
Detinue	DT	20	21	32	16	16
Garnishment	GA	12	2	13	11	2
Overweight	OC	2	0	2	2	-
Other	OT	27	14	42	28	14
Prelim Prot Order	PP	5	0	5	5	-
Show Cause	SC	12	5	19	14	5
Unlawful Detainer	UD	14	10	16	12	4
Warrant in Debt	WD	30	29	39	30	9
Civil Total		123	82	169	118	51
Essex Totals		471	455	693	496	197



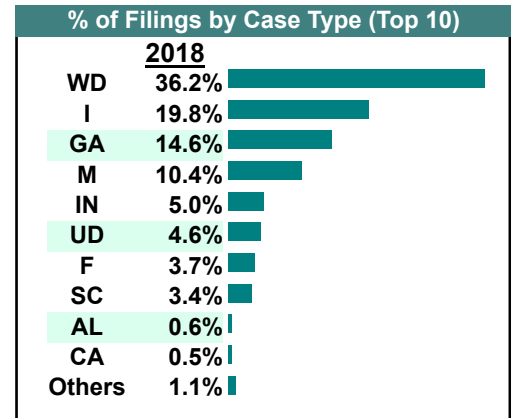
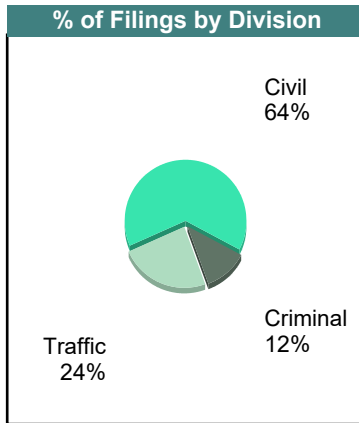
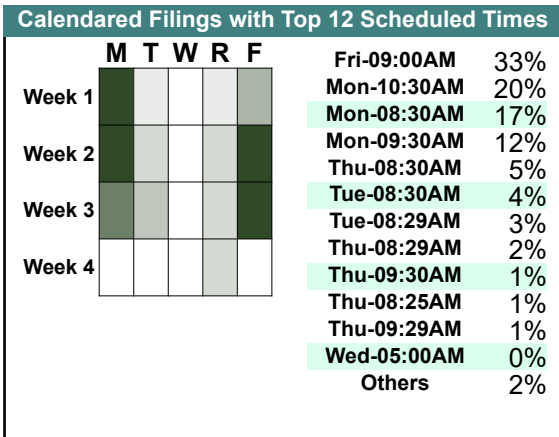
CASELOAD STATISTICS OF THE GENERAL DISTRICT COURTS

January 2018

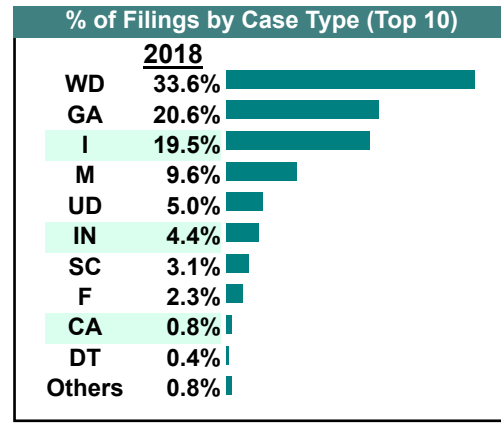
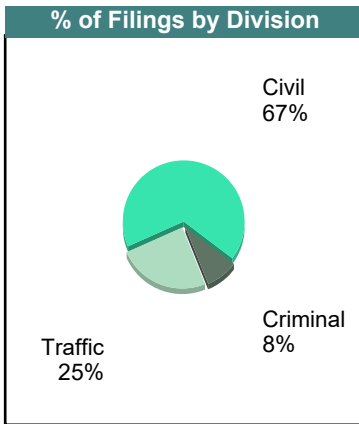
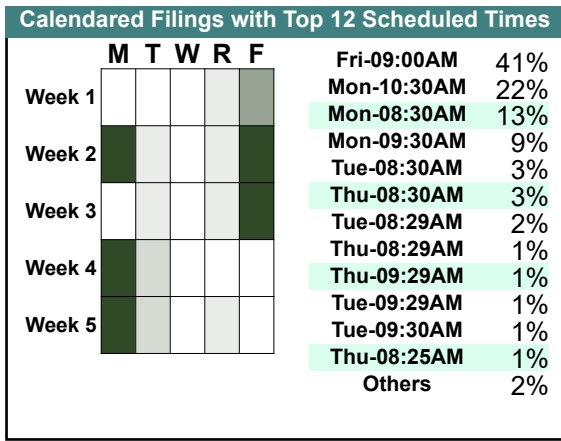
		<u>Filings</u>	<u>Hearings</u>	<u>Transactions</u>	<u>Concluded</u>	<u>Cont</u>
<u>Criminal</u>						
Capias	CA	6	12	12	6	6
Civil Violation	CV	3	4	4	2	2
Felony	F	8	39	41	21	20
Misdemeanor	M	33	77	81	30	51
Show Cause	SC	3	6	6	4	2
Criminal Total		53	138	144	63	81
<u>Traffic</u>						
Capias	CA	1	5	5	3	2
Felony	F	2	2	2	0	2
Infraction	I	367	193	402	328	74
Misdemeanor	M	51	94	97	45	52
Traffic Total		421	294	506	376	130
<u>Civil</u>						
Detinue	DT	1	5	6	5	1
Garnishment	GA	12	0	13	13	-
Overweight	OC	1	0	1	1	-
Other	OT	3	0	3	3	-
Prelim Prot Order	PP	4	2	7	5	2
Unlawful Detainer	UD	11	8	14	11	3
Warrant in Debt	WD	13	24	27	19	8
Civil Total		45	39	71	57	14
Essex Totals		519	471	721	496	225



		Filings	Hearings	Transactions	Concluded	Cont
<u>Criminal</u>						
Capias	CA	5	84	84	23	61
Civil Violation	CV	6	12	12	4	8
Felony	F	70	240	241	80	161
Misdemeanor	M	130	408	412	132	280
Show Cause	SC	14	54	54	12	42
Criminal Total		225	798	803	251	552
<u>Traffic</u>						
Capias	CA	5	28	28	8	20
Felony	F	1	5	5	3	2
Infraction	I	376	290	470	390	80
Misdemeanor	M	68	183	184	74	110
Restricted O/L	RL	1	1	1	1	-
Show Cause	SC	1	5	5	1	4
Traffic Total		452	512	693	477	216
<u>Civil</u>						
Admin License	AL	11	0	11	11	-
Detinue	DT	2	2	2	0	2
Garnishment	GA	278	92	375	283	92
Impoundment	IM	5	0	5	5	-
Interrogatory	IN	95	134	138	4	134
Other	OT	2	2	4	2	2
Protective Order	PO	3	1	3	3	-
Prelim Prot Order	PP	1	1	2	1	1
Show Cause	SC	49	48	50	3	47
Tenants Assertion	TA	1	1	1	1	-
Unlawful Detainer	UD	87	140	195	88	106
Warrant in Debt	WD	688	677	880	691	189
Civil Total		1,222	1,098	1,666	1,092	573
Fredericksburg Totals		1,899	2,408	3,162	1,820	1,341



		Filings	Hearings	Transactions	Concluded	Cont
<u>Criminal</u>						
Capias	CA	10	31	31	14	17
Civil Violation	CV	1	4	4	1	3
Felony	F	49	170	170	50	120
Misdemeanor	M	119	349	361	143	218
Show Cause	SC	11	32	32	8	24
Criminal Total		190	586	598	216	382
<u>Traffic</u>						
Capias	CA	8	17	17	7	10
Felony	F	3	8	8	4	4
Infraction	I	440	296	525	440	84
Misdemeanor	M	98	194	194	82	112
Show Cause	SC	6	11	11	1	10
Traffic Total		555	526	755	534	220
<u>Civil</u>						
Admin License	AL	7	0	7	7	-
Detinue	DT	9	5	10	10	-
Garnishment	GA	466	81	528	447	81
Impoundment	IM	2	0	2	2	-
Interrogatory	IN	99	96	175	79	96
Other	OT	1	1	1	0	1
Protective Order	PO	2	0	3	3	-
Prelim Prot Order	PP	4	3	8	5	3
Show Cause	SC	53	4	56	52	4
Unlawful Detainer	UD	112	74	162	134	28
Warrant in Debt	WD	760	670	920	724	196
Civil Total		1,515	934	1,872	1,463	409
Fredericksburg Totals		2,260	2,046	3,225	2,213	1,011



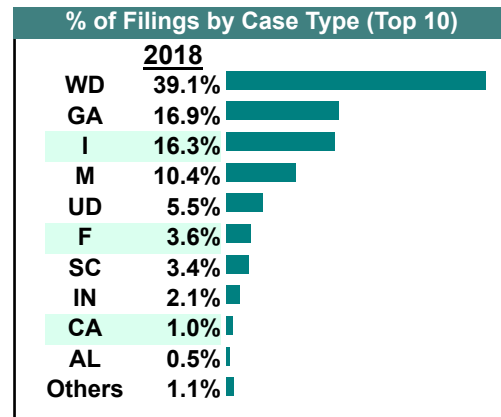
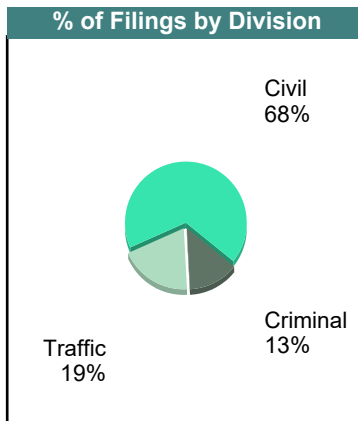
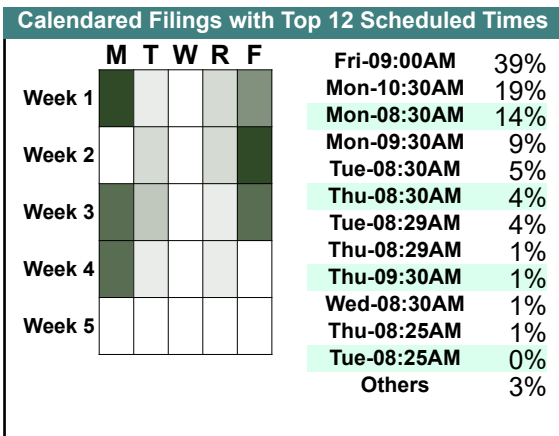
CASELOAD STATISTICS OF THE GENERAL DISTRICT COURTS

October 2018

Fredericksburg

District: 15

		<u>Filings</u>	<u>Hearings</u>	<u>Transactions</u>	<u>Concluded</u>	<u>Cont</u>
<u>Criminal</u>						
Capias	CA	17	47	47	28	19
Civil Violation	CV	2	13	13	6	7
Felony	F	71	195	195	78	117
Misdemeanor	M	163	450	461	199	262
Show Cause	SC	15	49	49	28	21
Criminal Total		268	754	765	339	426
<u>Traffic</u>						
Capias	CA	4	17	17	9	8
Felony	F	3	7	7	0	7
Infraction	I	331	258	423	337	86
Misdemeanor	M	49	137	140	63	77
Restricted O/L	RL	1	1	1	1	-
Show Cause	SC	3	8	8	3	5
Traffic Total		391	428	596	413	183
<u>Civil</u>						
Admin License	AL	11	0	11	11	-
Bond Forfeiture	BF	0	1	1	1	-
Capias	CA	0	0	1	1	-
Detinue	DT	8	5	11	10	1
Garnishment	GA	344	75	414	339	75
Impoundment	IM	1	0	1	1	-
Interrogatory	IN	42	69	128	59	69
Other	OT	1	0	1	1	-
Protective Order	PO	3	3	4	2	2
Prelim Prot Order	PP	6	4	13	9	4
Show Cause	SC	51	4	55	52	3
Unlawful Detainer	UD	111	78	138	99	39
Warrant in Debt	WD	795	747	990	792	198
Civil Total		1,373	986	1,768	1,377	391
Fredericksburg Totals		2,032	2,168	3,129	2,129	1,000



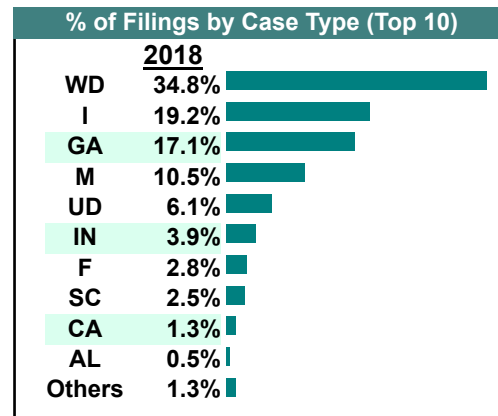
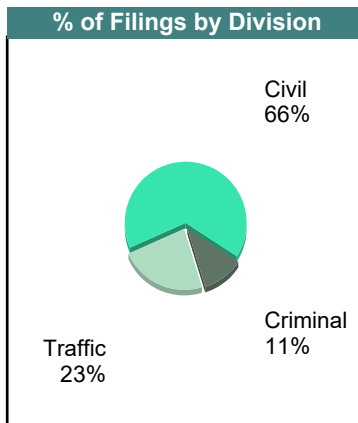
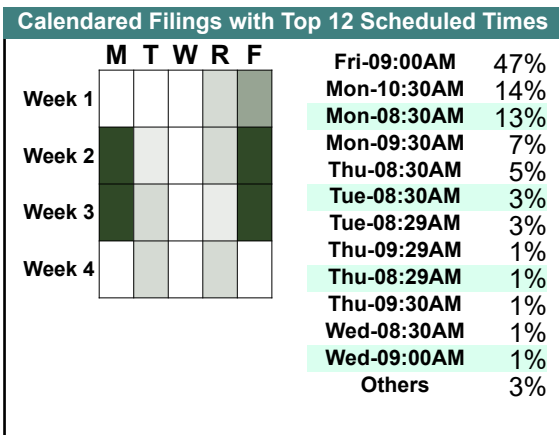
CASELOAD STATISTICS OF THE GENERAL DISTRICT COURTS

September 2018

Fredericksburg

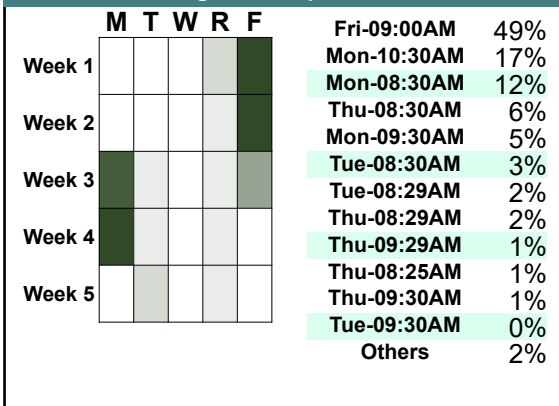
District: 15

		<u>Filings</u>	<u>Hearings</u>	<u>Transactions</u>	<u>Concluded</u>	<u>Cont</u>
<u>Criminal</u>						
Capias	CA	18	38	38	14	24
Civil Violation	CV	1	11	11	3	8
Felony	F	55	209	210	70	140
Misdemeanor	M	140	428	436	173	263
Show Cause	SC	7	44	44	10	34
Criminal Total		221	730	739	270	469
<u>Traffic</u>						
Capias	CA	7	14	14	3	11
Felony	F	1	5	5	1	4
Infraction	I	384	282	483	401	82
Misdemeanor	M	70	184	186	97	89
Show Cause	SC	1	6	6	4	2
Traffic Total		463	491	694	506	188
<u>Civil</u>						
Admin License	AL	11	0	11	11	-
Bond Forfeiture	BF	1	1	2	1	1
Capias	CA	1	1	1	0	1
Detinue	DT	7	8	11	8	3
Garnishment	GA	343	53	398	345	53
Impoundment	IM	3	0	3	3	-
Interrogatory	IN	78	95	163	68	95
Other	OT	1	0	1	1	-
Protective Order	PO	4	1	4	4	-
Prelim Prot Order	PP	9	10	17	7	8
Show Cause	SC	42	4	44	41	3
Unlawful Detainer	UD	122	96	144	93	51
Warrant in Debt	WD	698	606	875	725	150
Civil Total		1,320	875	1,674	1,307	365
Fredericksburg Totals		2,004	2,096	3,107	2,083	1,022

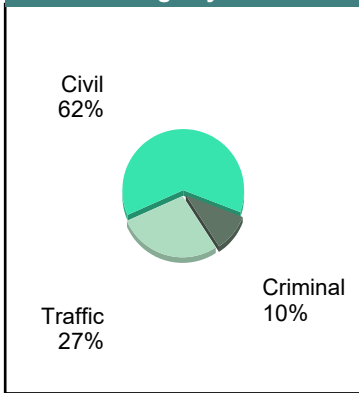


		<u>Filings</u>	<u>Hearings</u>	<u>Transactions</u>	<u>Concluded</u>	<u>Cont</u>
<u>Criminal</u>						
Capias	CA	11	26	26	3	23
Civil Violation	CV	4	13	13	3	10
Felony	F	54	144	145	29	116
Misdemeanor	M	139	359	368	120	248
Show Cause	SC	14	49	49	7	42
Criminal Total		222	591	601	162	439
<u>Traffic</u>						
Capias	CA	6	11	11	2	9
Felony	F	2	2	2	0	2
Infraction	I	489	343	564	471	93
Misdemeanor	M	102	195	198	94	104
Show Cause	SC	1	4	4	0	4
Traffic Total		600	555	779	567	212
<u>Civil</u>						
Admin License	AL	13	0	13	13	-
Bond Forfeiture	BF	2	2	3	1	2
Detinue	DT	15	12	18	14	4
Garnishment	GA	381	67	436	369	67
Impoundment	IM	1	0	1	1	-
Interrogatory	IN	67	88	154	66	88
Other	OT	1	0	1	1	-
Protective Order	PO	1	1	1	0	-
Prelim Prot Order	PP	8	9	11	3	8
Show Cause	SC	39	4	47	44	3
Unlawful Detainer	UD	110	97	152	105	47
Warrant in Debt	WD	725	604	901	768	133
Civil Total		1,363	884	1,738	1,385	352
Fredericksburg Totals		2,185	2,030	3,118	2,114	1,003

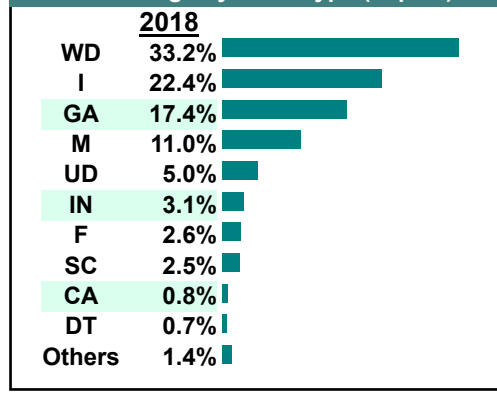
Calendared Filings with Top 12 Scheduled Times



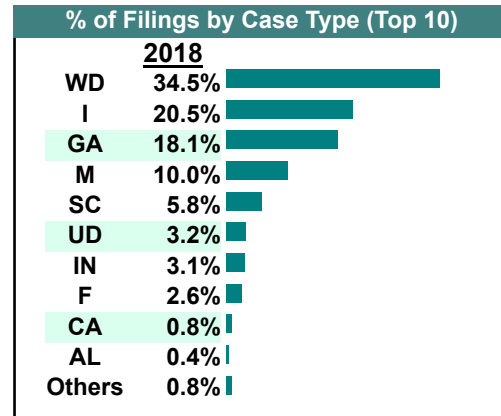
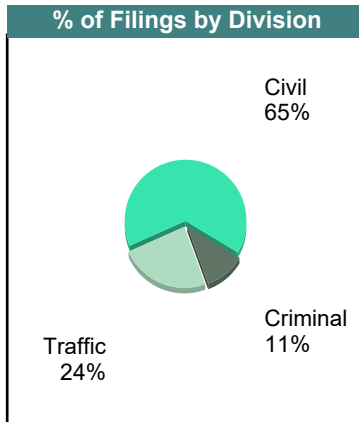
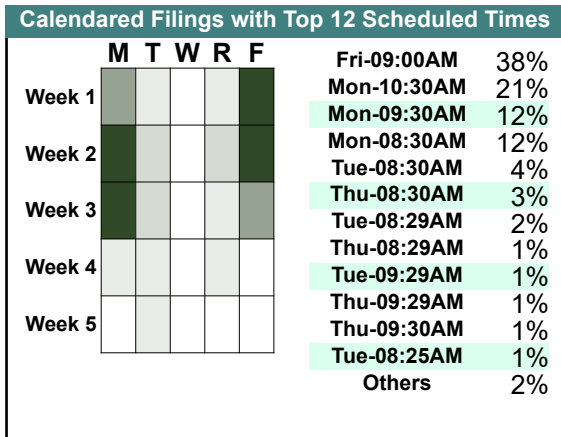
% of Filings by Division



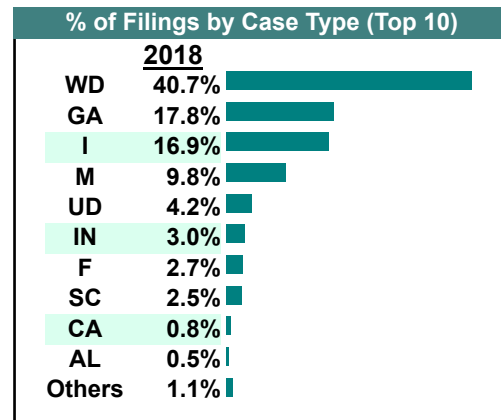
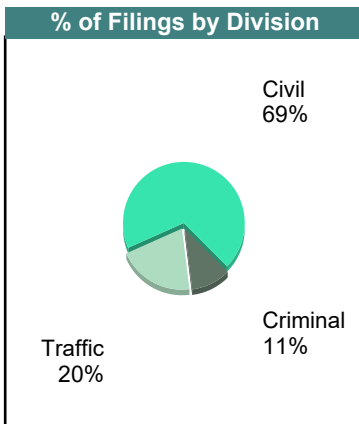
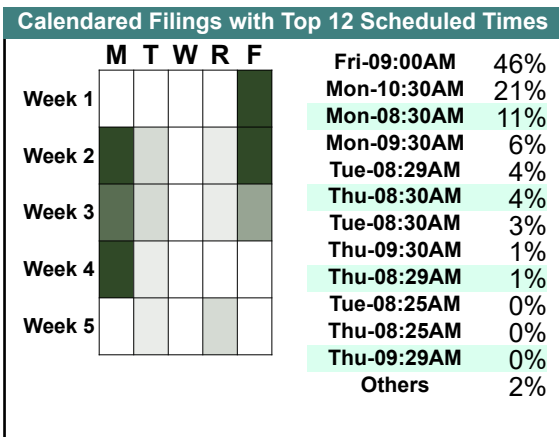
% of Filings by Case Type (Top 10)



		<u>Filings</u>	<u>Hearings</u>	<u>Transactions</u>	<u>Concluded</u>	<u>Cont</u>
<u>Criminal</u>						
Capias	CA	15	36	36	13	23
Civil Violation	CV	3	9	9	2	7
Felony	F	61	205	206	81	125
Misdemeanor	M	160	399	410	144	266
Show Cause	SC	13	52	52	11	41
Criminal Total		252	701	713	251	462
<u>Traffic</u>						
Capias	CA	5	16	16	9	7
Infraction	I	485	285	554	484	70
Misdemeanor	M	76	148	148	62	86
Show Cause	SC	1	1	1	0	1
Traffic Total		567	450	719	555	164
<u>Civil</u>						
Abstract	AJ	1	0	1	1	-
Admin License	AL	10	0	10	10	-
Detinue	DT	7	6	7	5	2
Garnishment	GA	428	63	497	434	63
Impoundment	IM	2	0	2	2	-
Interrogatory	IN	73	89	222	133	89
Protective Order	PO	1	1	1	1	-
Prelim Prot Order	PP	6	4	9	6	3
Show Cause	SC	123	8	128	121	7
Unlawful Detainer	UD	76	58	117	107	10
Warrant in Debt	WD	816	712	1,006	807	199
Civil Total		1,543	941	2,000	1,627	373
Fredericksburg Totals		2,362	2,092	3,432	2,433	999

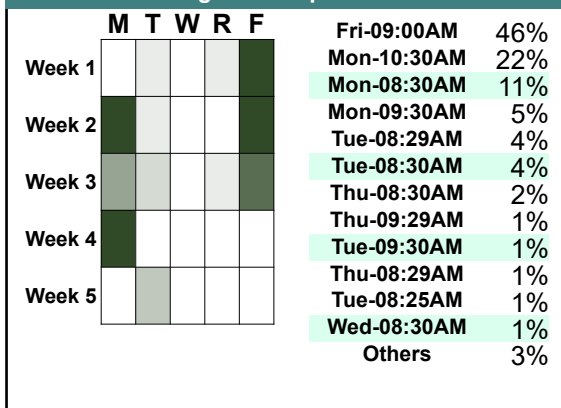


		<u>Filings</u>	<u>Hearings</u>	<u>Transactions</u>	<u>Concluded</u>	<u>Cont</u>
<u>Criminal</u>						
Capias	CA	12	45	45	16	29
Civil Violation	CV	5	9	9	1	8
Felony	F	63	169	169	63	106
Misdemeanor	M	159	383	394	140	254
Show Cause	SC	7	28	28	7	21
Criminal Total		246	634	645	227	418
<u>Traffic</u>						
Capias	CA	6	18	18	7	11
Civil Violation	CV	0	1	1	1	-
Infraction	I	391	269	474	385	89
Misdemeanor	M	68	150	154	57	97
Restricted O/L	RL	1	1	1	1	-
Show Cause	SC	2	5	5	1	4
Traffic Total		468	444	653	452	201
<u>Civil</u>						
Abstract	AJ	1	1	1	1	-
Admin License	AL	11	0	11	11	-
Bond Forfeiture	BF	0	1	2	1	1
Capias	CA	1	0	1	1	-
Detinue	DT	11	9	11	10	1
Garnishment	GA	411	69	462	393	69
Impoundment	IM	2	0	2	2	-
Interrogatory	IN	69	74	138	64	74
Other	OT	1	0	1	1	-
Protective Order	PO	1	1	1	1	-
Prelim Prot Order	PP	2	1	3	2	1
Show Cause	SC	49	4	52	49	3
Tenants Assertion	TA	1	1	1	1	-
Unlawful Detainer	UD	97	91	136	98	38
Warrant in Debt	WD	940	794	1,151	1,008	143
Civil Total		1,597	1,046	1,973	1,643	330
Fredericksburg Totals		2,311	2,124	3,271	2,322	949

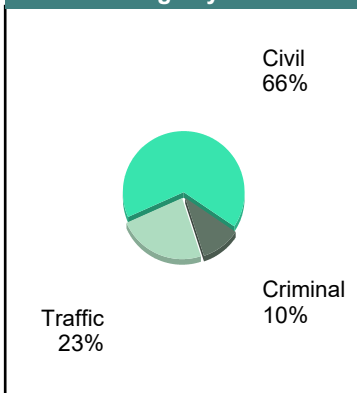


		<u>Filings</u>	<u>Hearings</u>	<u>Transactions</u>	<u>Concluded</u>	<u>Cont</u>
<u>Criminal</u>						
Capias	CA	8	41	41	12	29
Civil Violation	CV	1	6	6	2	4
Felony	F	82	276	276	82	194
Misdemeanor	M	140	394	401	161	240
Show Cause	SC	14	40	40	12	28
Criminal Total		245	757	764	269	495
<u>Traffic</u>						
Capias	CA	5	19	19	6	13
Felony	F	2	4	4	2	2
Infraction	I	461	307	541	482	59
Misdemeanor	M	79	176	176	100	76
Restricted O/L	RL	2	2	2	2	-
Show Cause	SC	1	5	5	2	3
Traffic Total		550	513	747	594	153
<u>Civil</u>						
Admin License	AL	10	0	10	10	-
Bond Forfeiture	BF	0	1	1	0	1
Capias	CA	0	0	2	2	-
Garnishment	GA	304	58	375	317	58
Impoundment	IM	7	0	7	7	-
Interrogatory	IN	50	138	182	44	138
Protective Order	PO	1	1	1	1	-
Prelim Prot Order	PP	4	2	6	4	2
Show Cause	SC	13	5	18	14	4
Unlawful Detainer	UD	95	81	106	70	36
Warrant in Debt	WD	1,075	915	1,315	1,100	215
Civil Total		1,559	1,201	2,023	1,569	454
Fredericksburg Totals		2,354	2,471	3,534	2,432	1,102

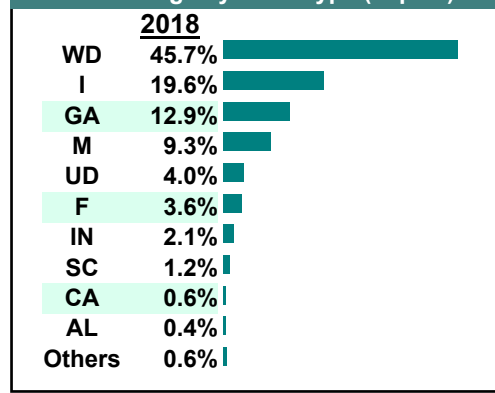
Calendared Filings with Top 12 Scheduled Times



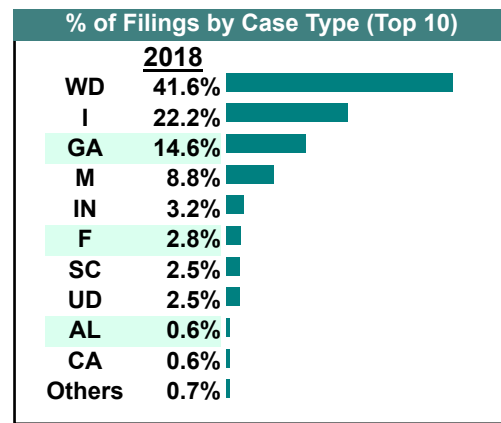
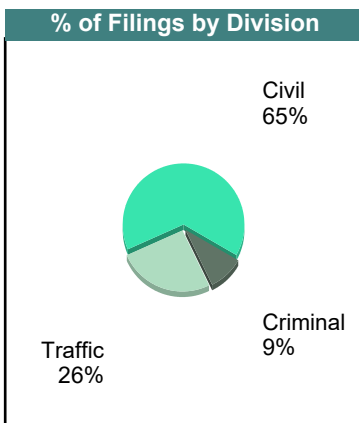
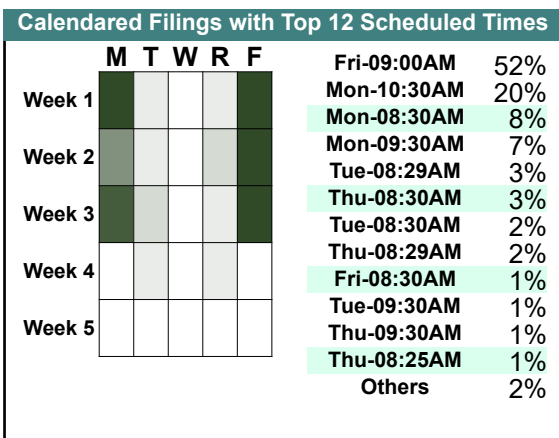
% of Filings by Division



% of Filings by Case Type (Top 10)

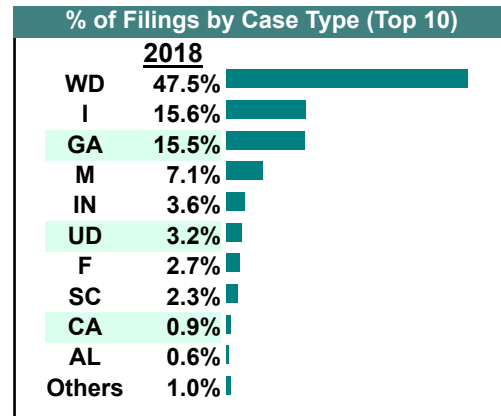
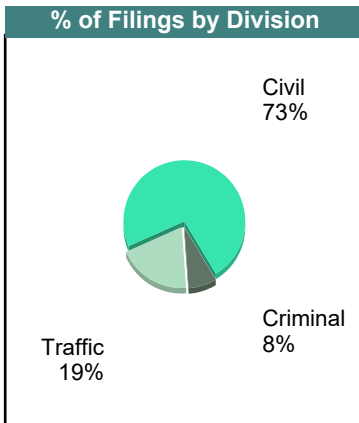
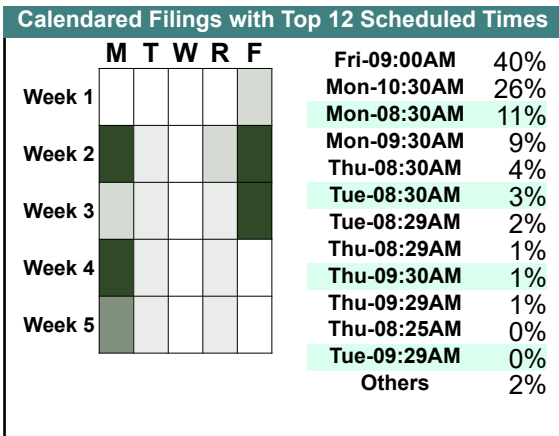


		Filings	Hearings	Transactions	Concluded	Cont
<u>Criminal</u>						
Capias	CA	11	29	29	13	16
Civil Violation	CV	5	8	8	2	6
Felony	F	81	186	186	35	151
Misdemeanor	M	162	319	324	114	210
Show Cause	SC	9	38	38	10	28
Criminal Total		268	580	585	174	411
<u>Traffic</u>						
Capias	CA	7	12	12	4	8
Civil Violation	CV	0	1	1	0	1
Felony	F	0	3	3	3	-
Infraction	I	649	356	726	647	78
Misdemeanor	M	94	186	187	90	97
Show Cause	SC	0	3	3	2	1
Traffic Total		750	561	932	746	185
<u>Civil</u>						
Abstract	AJ	1	0	1	1	-
Admin License	AL	18	0	18	18	-
Bond Forfeiture	BF	1	1	1	0	1
Detinue	DT	6	5	8	8	-
Garnishment	GA	425	62	505	443	62
Impoundment	IM	4	0	4	4	-
Interrogatory	IN	94	67	137	70	67
Other	OT	1	0	1	1	-
Protective Order	PO	1	1	2	1	1
Prelim Prot Order	PP	1	1	2	1	1
Show Cause	SC	63	5	63	59	4
Unlawful Detainer	UD	72	68	115	81	34
Warrant in Debt	WD	1,214	988	1,440	1,245	195
Civil Total		1,901	1,198	2,297	1,932	365
Fredericksburg Totals		2,919	2,339	3,814	2,852	961

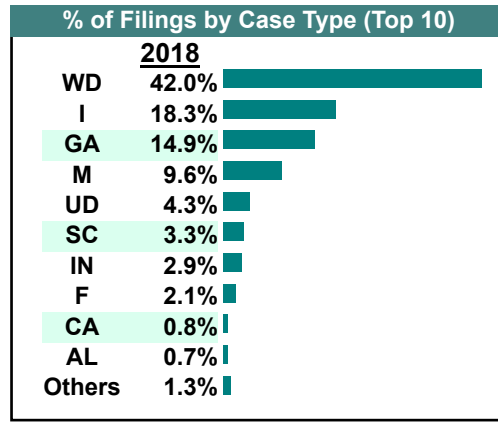
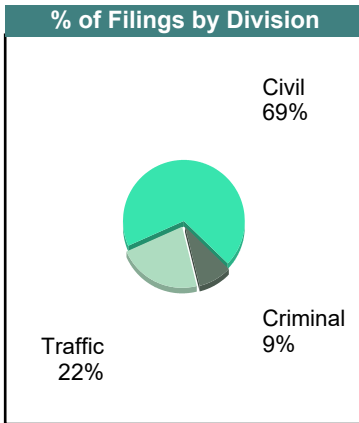
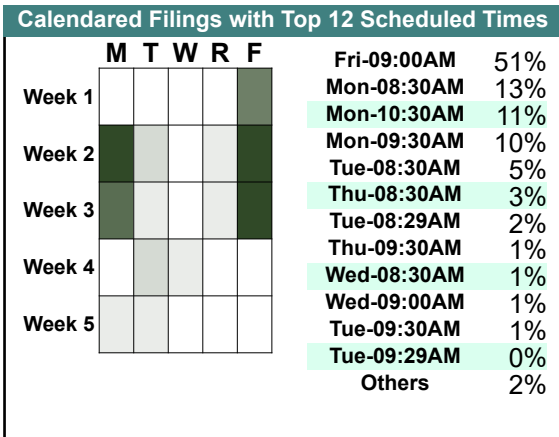


CASELOAD STATISTICS OF THE GENERAL DISTRICT COURTS

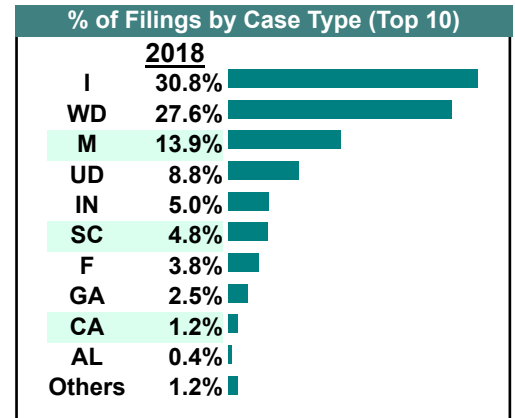
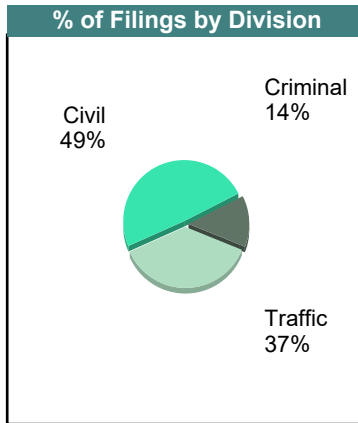
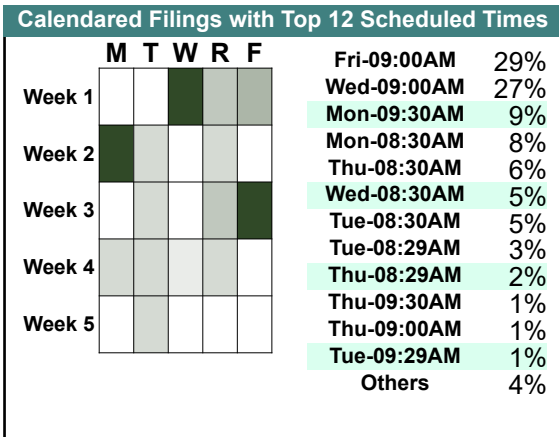
		<u>Filings</u>	<u>Hearings</u>	<u>Transactions</u>	<u>Concluded</u>	<u>Cont</u>
<u>Criminal</u>						
Capias	CA	16	36	36	9	27
Civil Violation	CV	2	6	6	2	4
Felony	F	71	215	215	76	139
Misdemeanor	M	105	304	307	105	202
Show Cause	SC	13	31	31	8	23
Criminal Total		207	592	595	200	395
<u>Traffic</u>						
Capias	CA	8	17	17	3	14
Civil Violation	CV	1	1	1	0	1
Felony	F	3	6	6	0	6
Infraction	I	425	313	513	405	108
Misdemeanor	M	89	164	166	66	100
Show Cause	SC	2	6	6	0	6
Traffic Total		528	507	709	474	235
<u>Civil</u>						
Admin License	AL	16	0	16	16	-
Bond Forfeiture	BF	0	1	1	1	-
Capias	CA	0	2	2	0	2
Detinue	DT	7	6	8	6	2
Garnishment	GA	422	88	489	401	86
Impoundment	IM	7	0	7	7	-
Interrogatory	IN	99	106	185	79	105
Other	OT	3	0	3	3	-
Protective Order	PO	3	2	3	3	-
Prelim Prot Order	PP	4	2	7	5	2
Show Cause	SC	47	5	51	46	4
Tenants Assertion	TA	0	1	1	1	-
Unlawful Detainer	UD	86	64	125	105	20
Warrant in Debt	WD	1,292	1,090	1,518	1,270	246
Civil Total		1,986	1,367	2,416	1,943	467
Fredericksburg Totals		2,721	2,466	3,720	2,617	1,097



		<u>Filings</u>	<u>Hearings</u>	<u>Transactions</u>	<u>Concluded</u>	<u>Cont</u>
<u>Criminal</u>						
Capias	CA	14	37	37	10	27
Civil Violation	CV	3	6	6	4	2
Felony	F	49	203	203	92	111
Misdemeanor	M	138	371	377	156	221
Show Cause	SC	9	17	17	5	12
Criminal Total		213	634	640	267	373
<u>Traffic</u>						
Capias	CA	4	11	11	3	8
Felony	F	0	2	2	2	-
Infraction	I	432	302	516	430	86
Misdemeanor	M	87	179	183	98	85
Show Cause	SC	0	4	4	1	3
Traffic Total		523	498	716	534	182
<u>Civil</u>						
Admin License	AL	16	0	16	16	-
Bond Forfeiture	BF	0	2	2	0	1
Detinue	DT	12	5	16	13	3
Garnishment	GA	350	76	422	346	65
Impoundment	IM	4	0	4	4	-
Interrogatory	IN	69	89	172	83	87
Other	OT	1	0	1	1	-
Protective Order	PO	2	2	3	3	-
Prelim Prot Order	PP	7	3	8	5	2
Show Cause	SC	68	8	71	64	2
Tenants Assertion	TA	1	1	1	1	-
Unlawful Detainer	UD	101	92	142	98	38
Warrant in Debt	WD	989	919	1,243	1,050	193
Civil Total		1,620	1,197	2,101	1,684	391
Fredericksburg Totals		2,356	2,329	3,457	2,485	946



		<u>Filings</u>	<u>Hearings</u>	<u>Transactions</u>	<u>Concluded</u>	<u>Cont</u>
<u>Criminal</u>						
Capias	CA	14	29	29	9	20
Civil Violation	CV	1	6	6	2	4
Felony	F	58	219	219	53	166
Misdemeanor	M	126	291	297	101	196
Show Cause	SC	11	25	25	4	21
Criminal Total		210	570	576	169	407
<u>Traffic</u>						
Capias	CA	5	8	8	3	5
Felony	F	1	6	6	2	4
Infraction	I	477	274	540	474	66
Misdemeanor	M	89	160	160	67	93
Show Cause	SC	3	7	7	3	4
Traffic Total		575	455	721	549	172
<u>Civil</u>						
Admin License	AL	6	0	6	6	-
Bond Forfeiture	BF	1	1	1	0	1
Detinue	DT	3	2	3	3	-
Garnishment	GA	38	15	65	50	15
Impoundment	IM	6	0	6	6	-
Interrogatory	IN	77	87	172	85	87
Other	OT	2	0	2	2	-
Protective Order	PO	1	1	1	0	1
Prelim Prot Order	PP	3	2	8	6	2
Show Cause	SC	61	2	64	62	2
Tenants Assertion	TA	1	1	1	0	1
Unlawful Detainer	UD	136	117	193	138	55
Warrant in Debt	WD	427	419	534	429	105
Civil Total		762	647	1,056	787	269
Fredericksburg Totals		1,547	1,672	2,353	1,505	848



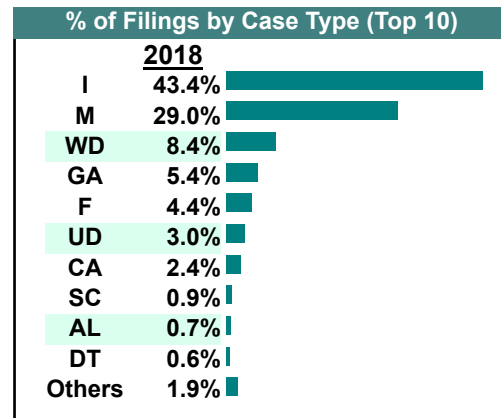
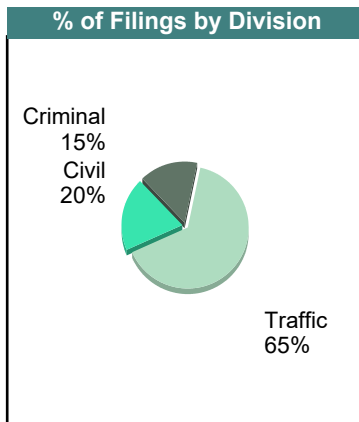
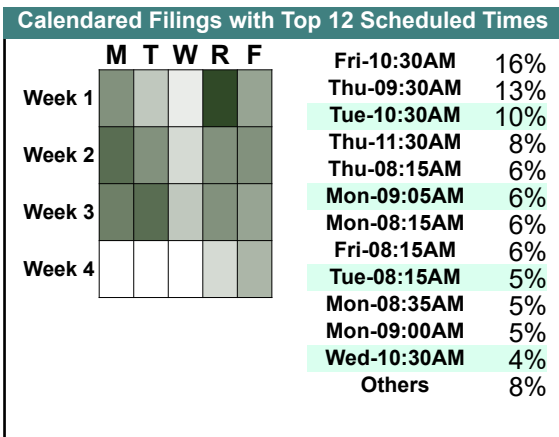
CASELOAD STATISTICS OF THE GENERAL DISTRICT COURTS

December 2018

Hanover

District: 15

		<u>Filings</u>	<u>Hearings</u>	<u>Transactions</u>	<u>Concluded</u>	<u>Cont</u>
<u>Criminal</u>						
Capias	CA	30	102	102	53	49
Civil Violation	CV	8	13	13	3	10
Felony	F	93	327	400	119	279
Misdemeanor	M	206	657	662	219	434
Show Cause	SC	14	21	21	11	10
Criminal Total		351	1,120	1,198	405	782
<u>Traffic</u>						
Capias	CA	24	68	68	19	49
Felony	F	7	13	19	6	13
Infraction	I	983	755	1,172	909	261
Misdemeanor	M	451	918	920	476	440
Restricted O/L	RL	5	5	5	5	-
Show Cause	SC	3	4	4	3	1
Traffic Total		1,473	1,763	2,188	1,418	764
<u>Civil</u>						
Abstract	AJ	1	0	1	1	-
Admin License	AL	16	0	16	16	-
Bond Forfeiture	BF	1	1	1	0	1
Counter Claim	CC	1	2	2	1	1
Detinue	DT	13	10	13	6	7
Garnishment	GA	122	20	139	119	20
Impoundment	IM	6	0	6	6	-
Interrogatory	IN	6	7	11	4	7
Motion for Judgment	MJ	11	14	18	9	9
Other	OT	3	0	3	3	-
Protective Order	PO	1	1	6	5	1
Prelim Prot Order	PP	0	3	3	0	-
Show Cause	SC	3	4	8	4	4
Unlawful Detainer	UD	69	50	82	66	16
Warrant in Debt	WD	190	202	255	132	123
Zoning Viol	ZO	0	1	1	1	-
Civil Total		443	315	565	373	189
Hanover Totals		2,267	3,198	3,951	2,196	1,735



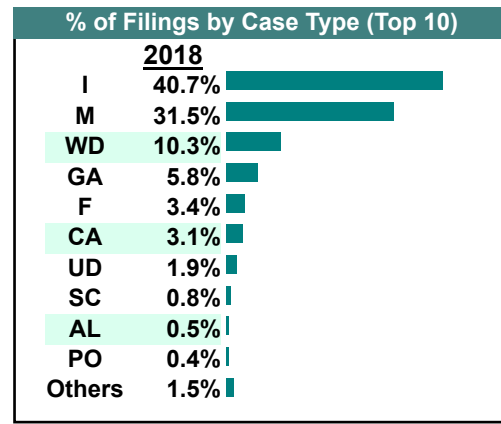
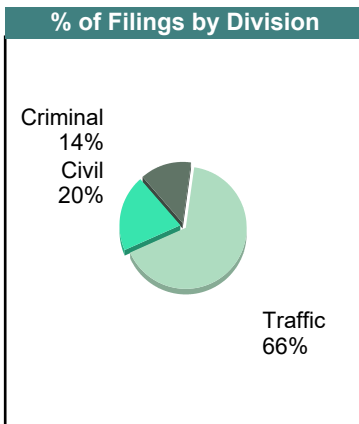
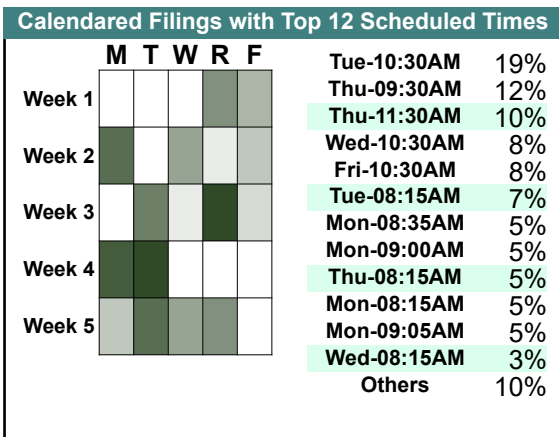
CASELOAD STATISTICS OF THE GENERAL DISTRICT COURTS

November 2018

Hanover

District: 15

		<u>Filings</u>	<u>Hearings</u>	<u>Transactions</u>	<u>Concluded</u>	<u>Cont</u>
<u>Criminal</u>						
Capias	CA	32	125	125	48	77
Civil Violation	CV	5	10	10	3	7
Felony	F	67	251	350	154	194
Misdemeanor	M	166	598	600	226	368
Show Cause	SC	11	22	22	9	12
Criminal Total		281	1,006	1,107	440	658
<u>Traffic</u>						
Capias	CA	32	105	105	40	65
Civil Violation	CV	1	1	1	1	-
Felony	F	2	12	17	11	6
Infraction	I	830	703	1,065	861	203
Misdemeanor	M	477	1,063	1,065	568	493
Restricted O/L	RL	3	3	3	3	-
Show Cause	SC	2	4	4	4	-
Traffic Total		1,347	1,891	2,260	1,488	767
<u>Civil</u>						
Admin License	AL	10	0	10	10	-
Bond Forfeiture	BF	1	1	2	1	1
Detinue	DT	2	2	2	1	1
Garnishment	GA	119	24	141	117	24
Impoundment	IM	2	0	2	2	-
Interrogatory	IN	4	5	7	2	5
Motion for Judgment	MJ	2	5	10	6	4
Other	OT	2	0	2	2	-
Protective Order	PO	9	3	12	9	3
Prelim Prot Order	PP	6	3	9	6	-
Show Cause	SC	4	9	10	1	9
Unlawful Detainer	UD	39	29	45	37	8
Warrant in Debt	WD	210	210	283	208	75
Zoning Viol	ZO	2	3	6	3	3
Civil Total		412	294	541	405	133
Hanover Totals		2,040	3,191	3,908	2,333	1,558



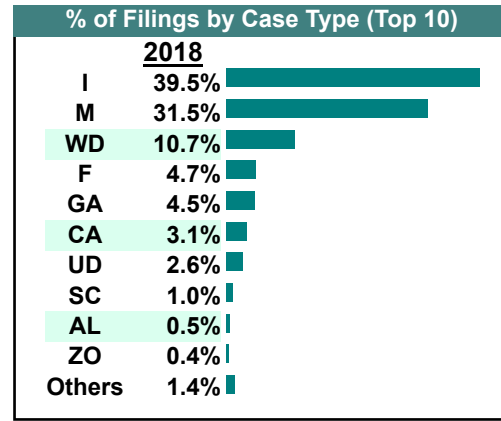
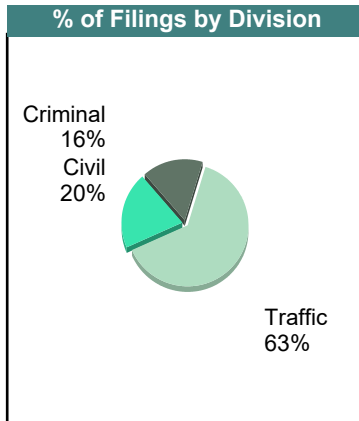
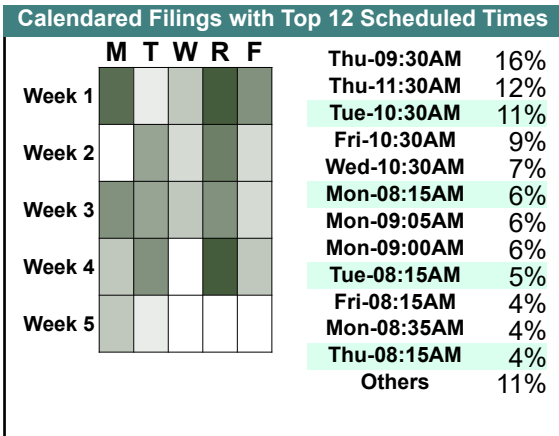
CASELOAD STATISTICS OF THE GENERAL DISTRICT COURTS

October 2018

Hanover

District: 15

		<u>Filings</u>	<u>Hearings</u>	<u>Transactions</u>	<u>Concluded</u>	<u>Cont</u>
<u>Criminal</u>						
Capias	CA	50	162	162	53	108
Civil Violation	CV	2	8	8	3	5
Felony	F	111	337	417	147	269
Misdemeanor	M	219	767	774	289	481
Show Cause	SC	17	29	29	20	9
Criminal Total		399	1,303	1,390	512	872
<u>Traffic</u>						
Capias	CA	26	92	92	32	60
Felony	F	4	14	16	3	13
Infraction	I	971	769	1,188	987	200
Misdemeanor	M	554	1,105	1,109	574	526
Restricted O/L	RL	1	1	1	1	-
Show Cause	SC	3	3	3	2	1
Traffic Total		1,559	1,984	2,409	1,599	800
<u>Civil</u>						
Admin License	AL	12	0	12	12	-
Attachment	AT	1	0	1	1	-
Bond Forfeiture	BF	3	0	5	5	-
Capias	CA	1	0	2	2	-
Counter Claim	CC	0	1	3	2	1
Garnishment	GA	110	23	136	113	23
Impoundment	IM	7	0	7	7	-
Interrogatory	IN	4	5	16	11	5
Motion for Judgment	MJ	1	9	13	5	8
Overweight	OC	1	0	1	1	-
Other	OT	2	0	2	2	-
Protective Order	PO	6	4	9	5	4
Prelim Prot Order	PP	6	1	7	6	-
Show Cause	SC	5	3	9	6	3
Unlawful Detainer	UD	64	46	77	71	6
Warrant in Debt	WD	264	252	342	260	82
Zoning Viol	ZO	11	4	11	7	4
Civil Total		498	348	653	516	136
Hanover Totals		2,456	3,635	4,452	2,627	1,808



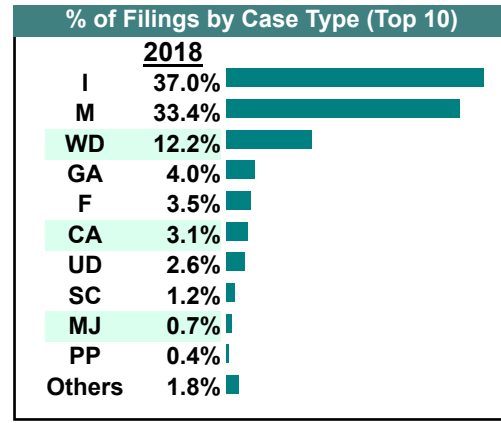
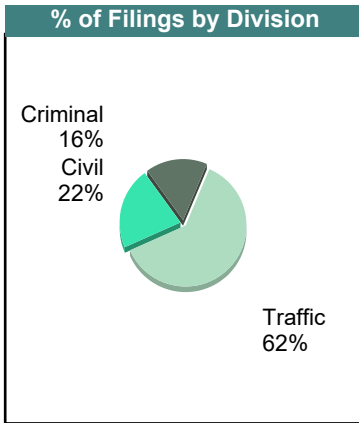
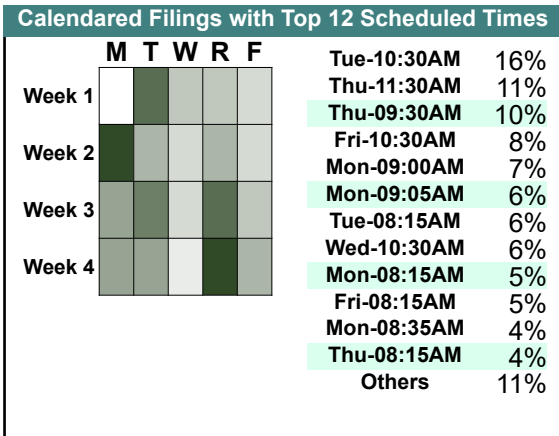
CASELOAD STATISTICS OF THE GENERAL DISTRICT COURTS

September 2018

Hanover

District: 15

		<u>Filings</u>	<u>Hearings</u>	<u>Transactions</u>	<u>Concluded</u>	<u>Cont</u>
<u>Criminal</u>						
Capias	CA	41	138	138	52	86
Civil Violation	CV	1	2	2	1	1
Felony	F	71	243	305	86	219
Misdemeanor	M	216	702	708	260	441
Show Cause	SC	21	41	41	26	15
Criminal Total		350	1,126	1,194	425	762
<u>Traffic</u>						
Capias	CA	23	74	74	25	48
Felony	F	3	14	17	4	13
Infraction	I	789	678	1,021	794	221
Misdemeanor	M	498	962	962	512	441
Restricted O/L	RL	7	7	7	7	-
Show Cause	SC	1	2	2	2	-
Traffic Total		1,321	1,737	2,083	1,344	723
<u>Civil</u>						
Abstract	AJ	1	0	1	1	-
Admin License	AL	3	0	3	3	-
Bond Forfeiture	BF	4	4	6	3	3
Capias	CA	2	2	3	1	2
Counter Claim	CC	2	3	4	1	3
Detinue	DT	2	0	2	2	-
Garnishment	GA	86	19	101	82	19
Impoundment	IM	4	0	4	4	-
Interrogatory	IN	6	12	18	6	12
Motion for Judgment	MJ	16	19	23	11	12
Other	OT	2	1	3	3	-
Protective Order	PO	4	3	11	8	3
Prelim Prot Order	PP	9	5	14	9	-
Show Cause	SC	4	9	14	5	9
Unlawful Detainer	UD	56	39	62	52	10
Warrant in Debt	WD	261	266	358	280	77
Zoning Viol	ZO	2	2	2	0	2
Civil Total		464	384	629	471	152
Hanover Totals		2,135	3,247	3,906	2,240	1,637



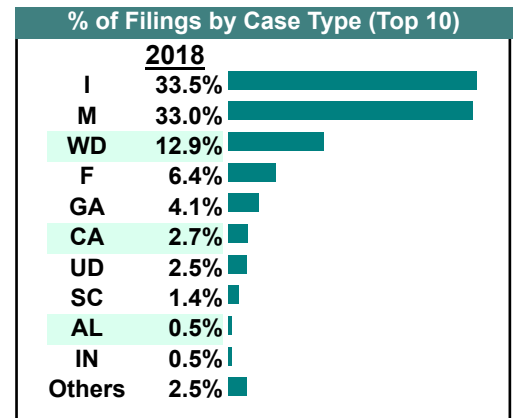
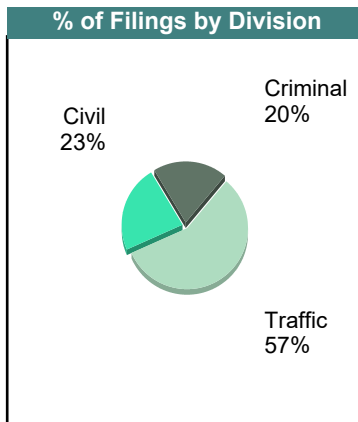
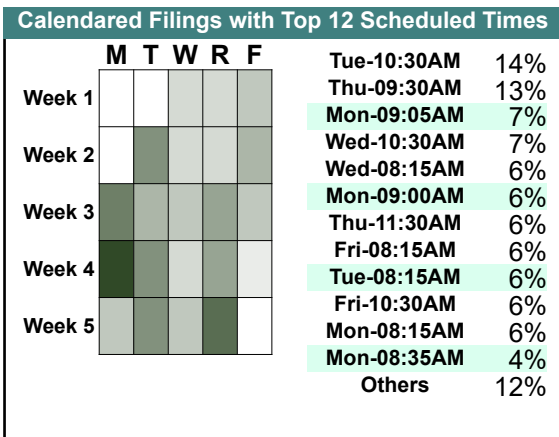
CASELOAD STATISTICS OF THE GENERAL DISTRICT COURTS

August 2018

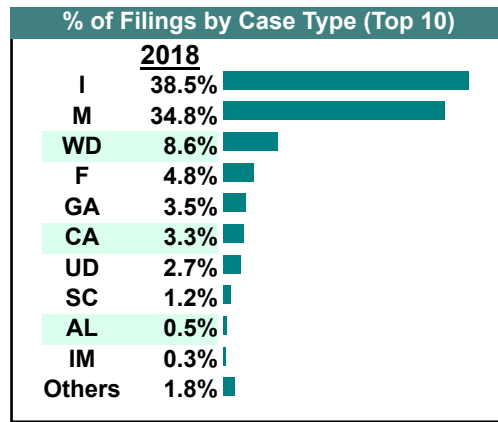
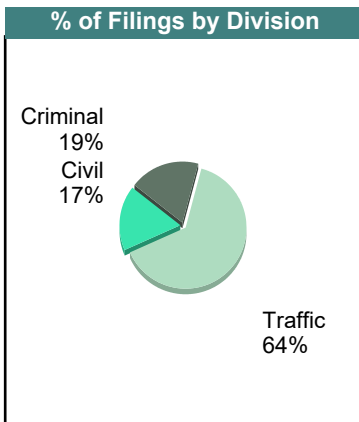
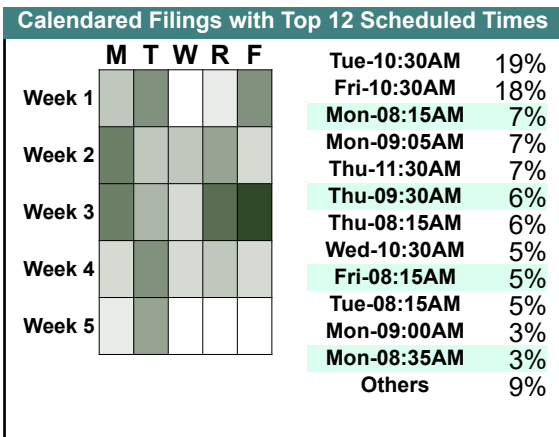
Hanover

District: 15

		<u>Filings</u>	<u>Hearings</u>	<u>Transactions</u>	<u>Concluded</u>	<u>Cont</u>
<u>Criminal</u>						
Capias	CA	35	102	102	28	74
Civil Violation	CV	1	5	5	1	4
Felony	F	134	317	384	87	297
Misdemeanor	M	257	642	644	167	475
Show Cause	SC	24	39	39	20	19
Criminal Total		451	1,105	1,174	303	869
<u>Traffic</u>						
Capias	CA	26	104	104	30	74
Felony	F	11	19	23	5	18
Infraction	I	761	633	980	758	222
Misdemeanor	M	492	963	965	451	513
Restricted O/L	RL	6	6	6	6	-
Show Cause	SC	1	2	2	0	2
Traffic Total		1,297	1,727	2,080	1,250	829
<u>Civil</u>						
Abstract	AJ	2	0	2	2	-
Admin License	AL	12	0	12	12	-
Bond Forfeiture	BF	5	5	5	0	5
Counter Claim	CC	1	2	2	1	1
Detinue	DT	2	3	3	3	-
Garnishment	GA	94	17	111	94	17
Impoundment	IM	7	0	7	7	-
Interrogatory	IN	11	11	22	11	11
Motion for Judgment	MJ	10	11	12	5	7
Other	OT	4	3	5	3	2
Protective Order	PO	8	4	9	5	4
Prelim Prot Order	PP	8	0	8	8	-
Show Cause	SC	6	5	11	6	5
Unlawful Detainer	UD	56	38	63	56	7
Warrant in Debt	WD	294	272	366	297	69
Zoning Viol	ZO	3	2	4	4	-
Civil Total		523	373	642	514	128
Hanover Totals		2,271	3,205	3,896	2,067	1,826



		Filings	Hearings	Transactions	Concluded	Cont
<u>Criminal</u>						
Capias	CA	57	143	143	48	95
Civil Violation	CV	3	8	8	2	6
Felony	F	114	295	372	100	272
Misdemeanor	M	259	675	682	218	464
Show Cause	SC	20	31	31	17	14
Criminal Total		453	1,152	1,236	385	851
<u>Traffic</u>						
Capias	CA	23	65	65	21	44
Civil Violation	CV	0	1	1	1	-
Felony	F	3	5	9	4	5
Infraction	I	939	697	1,140	942	198
Misdemeanor	M	588	1,021	1,028	584	444
Restricted O/L	RL	8	8	8	8	-
Show Cause	SC	0	1	1	0	1
Traffic Total		1,561	1,798	2,252	1,560	692
<u>Civil</u>						
Admin License	AL	12	0	12	12	-
Bond Forfeiture	BF	2	1	3	2	1
Detinue	DT	1	1	2	1	1
Garnishment	GA	85	14	111	97	14
Impoundment	IM	8	0	8	8	-
Interrogatory	IN	2	7	9	2	7
Motion for Judgment	MJ	1	1	5	4	1
Other	OT	8	0	9	9	-
Protective Order	PO	8	4	10	6	4
Prelim Prot Order	PP	8	1	8	7	1
Show Cause	SC	10	7	12	5	7
Tenants Assertion	TA	1	0	1	1	-
Unlawful Detainer	UD	66	51	72	67	5
Warrant in Debt	WD	209	215	283	205	78
Zoning Viol	ZO	2	1	3	2	1
Civil Total		423	303	548	428	120
Hanover Totals		2,437	3,253	4,036	2,373	1,663



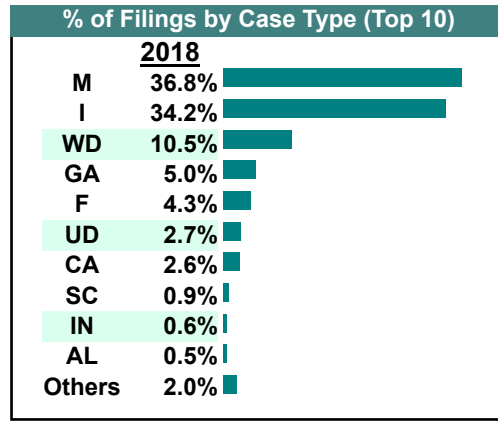
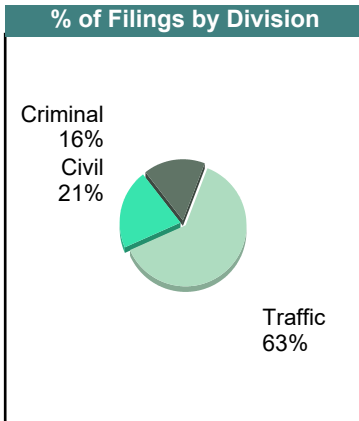
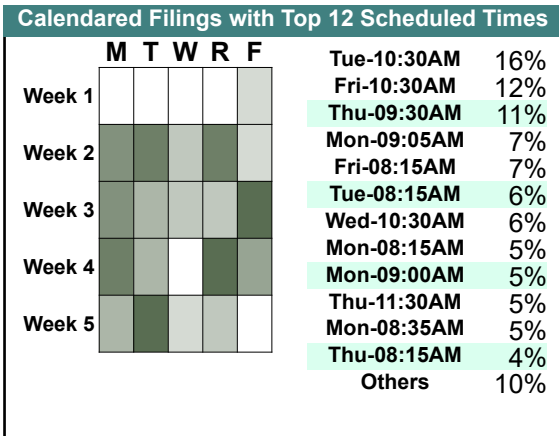
CASELOAD STATISTICS OF THE GENERAL DISTRICT COURTS

June 2018

Hanover

District: 15

		<u>Filings</u>	<u>Hearings</u>	<u>Transactions</u>	<u>Concluded</u>	<u>Cont</u>
<u>Criminal</u>						
Capias	CA	37	108	108	49	59
Civil Violation	CV	2	8	8	7	1
Felony	F	103	267	339	105	234
Misdemeanor	M	249	647	649	246	403
Show Cause	SC	12	27	27	14	13
Criminal Total		403	1,057	1,131	421	710
<u>Traffic</u>						
Capias	CA	27	98	98	31	67
Felony	F	4	10	13	4	9
Infraction	I	850	672	1,025	839	186
Misdemeanor	M	666	1,127	1,132	630	502
Restricted O/L	RL	10	10	10	10	-
Show Cause	SC	2	4	4	2	2
Traffic Total		1,559	1,921	2,282	1,516	766
<u>Civil</u>						
Abstract	AJ	3	0	3	3	-
Admin License	AL	12	0	12	12	-
Bond Forfeiture	BF	1	0	2	2	-
Counter Claim	CC	0	2	2	0	2
Detinue	DT	6	4	6	5	1
Garnishment	GA	125	24	158	134	24
Impoundment	IM	6	0	6	6	-
Interrogatory	IN	14	13	18	5	13
Motion for Judgment	MJ	4	9	9	0	9
Other	OT	1	1	2	1	1
Protective Order	PO	5	3	8	5	3
Prelim Prot Order	PP	7	0	7	7	-
Petition-Restore Arms	PR	1	0	1	1	-
Show Cause	SC	9	3	12	10	2
Unlawful Detainer	UD	66	44	73	65	8
Warrant in Debt	WD	262	247	323	243	80
Zoning Viol	ZO	5	3	5	4	1
Civil Total		527	353	647	503	144
Hanover Totals		2,489	3,331	4,060	2,440	1,620



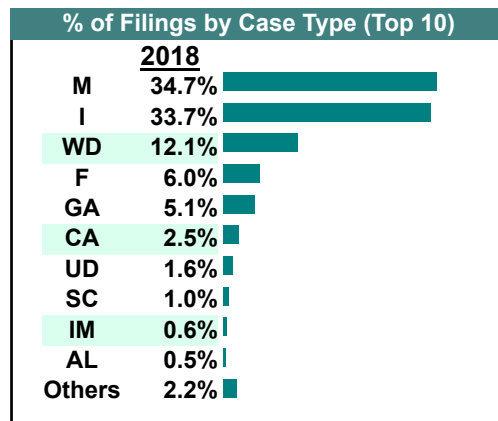
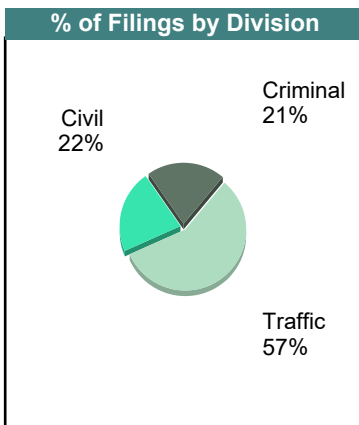
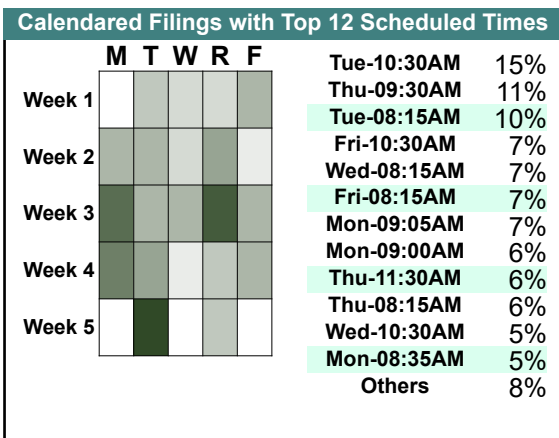
CASELOAD STATISTICS OF THE GENERAL DISTRICT COURTS

May 2018

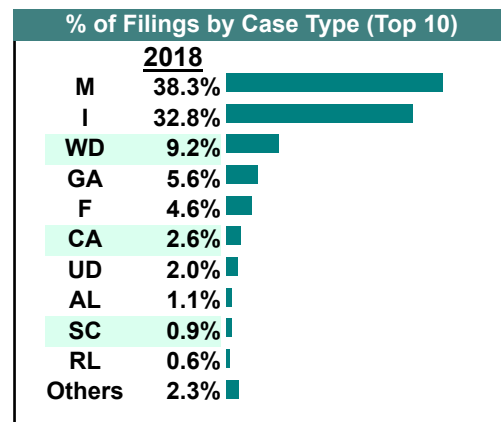
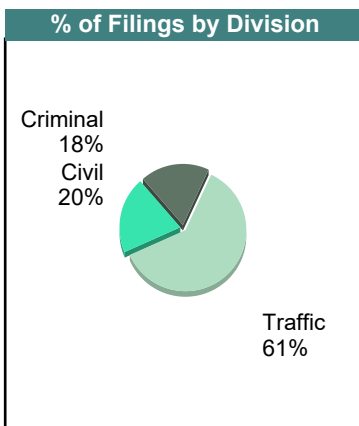
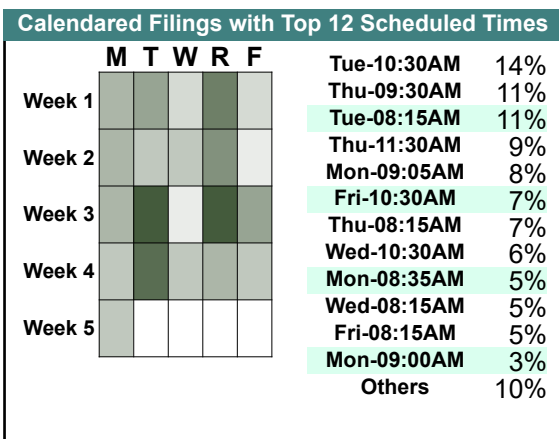
Hanover

District: 15

		<u>Filings</u>	<u>Hearings</u>	<u>Transactions</u>	<u>Concluded</u>	<u>Cont</u>
<u>Criminal</u>						
Capias	CA	40	125	125	46	79
Civil Violation	CV	1	6	6	3	3
Felony	F	135	317	418	136	282
Misdemeanor	M	300	666	668	217	451
Show Cause	SC	14	33	33	15	18
Criminal Total		490	1,147	1,250	417	833
<u>Traffic</u>						
Capias	CA	20	86	86	31	55
Civil Violation	CV	1	1	1	0	1
Felony	F	7	12	17	5	12
Infraction	I	794	678	998	771	227
Misdemeanor	M	517	1,002	1,006	546	460
Other	O	1	1	1	1	-
Restricted O/L	RL	9	9	9	9	-
Show Cause	SC	2	3	3	2	1
Traffic Total		1,351	1,792	2,121	1,365	756
<u>Civil</u>						
Abstract	AJ	1	0	1	1	-
Admin License	AL	11	0	11	11	-
Bond Forfeiture	BF	2	2	4	3	1
Counter Claim	CC	1	1	1	0	1
Detinue	DT	1	0	4	4	-
Garnishment	GA	119	40	154	114	40
Impoundment	IM	15	0	15	15	-
Interrogatory	IN	9	4	14	10	4
Motion for Judgment	MJ	2	6	8	2	6
Other	OT	11	5	14	12	2
Protective Order	PO	6	3	6	3	3
Prelim Prot Order	PP	7	0	7	7	-
Show Cause	SC	7	5	12	8	4
Unlawful Detainer	UD	37	26	43	36	7
Warrant in Debt	WD	285	267	351	283	68
Zoning Viol	ZO	1	1	2	2	-
Civil Total		515	360	647	511	136
Hanover Totals		2,356	3,299	4,018	2,293	1,725



		Filings	Hearings	Transactions	Concluded	Cont
<u>Criminal</u>						
Capias	CA	37	117	117	47	70
Civil Violation	CV	4	9	9	2	7
Felony	F	94	266	326	95	231
Misdemeanor	M	252	611	615	192	423
Show Cause	SC	13	30	30	15	15
Criminal Total		400	1,033	1,097	351	746
<u>Traffic</u>						
Capias	CA	20	79	79	30	49
Felony	F	5	8	12	4	8
Infraction	I	712	654	969	763	206
Misdemeanor	M	578	1,028	1,033	571	462
Restricted O/L	RL	13	13	13	13	-
Show Cause	SC	2	3	3	1	2
Traffic Total		1,330	1,785	2,109	1,382	727
<u>Civil</u>						
Abstract	AJ	2	0	2	2	-
Admin License	AL	23	0	23	23	-
Bond Forfeiture	BF	2	5	5	2	3
Detinue	DT	6	2	7	5	2
Garnishment	GA	122	24	145	121	24
Impoundment	IM	6	0	6	6	-
Interrogatory	IN	3	3	8	5	3
Motion for Judgment	MJ	2	3	4	1	3
Other	OT	6	1	6	6	-
Protective Order	PO	6	1	6	5	1
Prelim Prot Order	PP	12	0	12	12	-
Show Cause	SC	5	3	7	4	3
Unlawful Detainer	UD	43	31	50	46	4
Warrant in Debt	WD	200	195	261	185	76
Zoning Viol	ZO	0	1	1	0	1
Civil Total		438	269	543	423	120
Hanover Totals		2,168	3,087	3,749	2,156	1,593



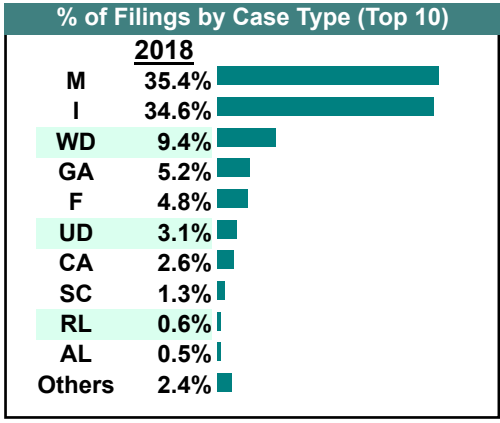
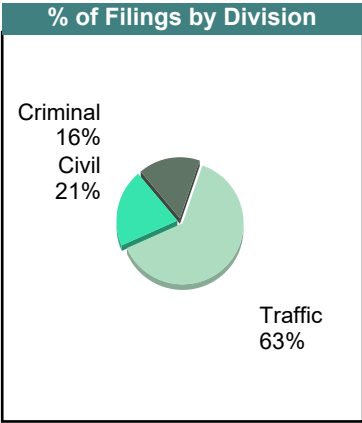
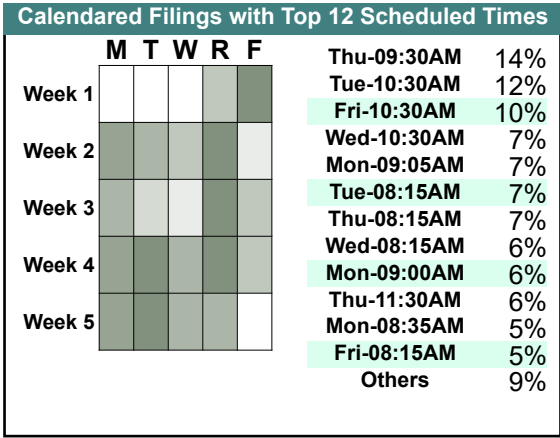
CASELOAD STATISTICS OF THE GENERAL DISTRICT COURTS

March 2018

Hanover

District: 15

		<u>Filings</u>	<u>Hearings</u>	<u>Transactions</u>	<u>Concluded</u>	<u>Cont</u>
<u>Criminal</u>						
Capias	CA	40	128	128	36	92
Civil Violation	CV	4	9	9	3	6
Felony	F	110	293	377	117	260
Misdemeanor	M	216	611	614	204	410
Show Cause	SC	17	35	35	19	16
Criminal Total		387	1,076	1,163	379	784
<u>Traffic</u>						
Capias	CA	23	91	91	35	56
Felony	F	6	15	23	9	14
Infraction	I	827	685	1,057	815	242
Misdemeanor	M	632	1,123	1,125	614	511
Restricted O/L	RL	14	14	14	14	-
Show Cause	SC	9	11	11	10	1
Traffic Total		1,511	1,939	2,321	1,497	824
<u>Civil</u>						
Abstract	AJ	3	0	3	3	-
Admin License	AL	13	0	13	13	-
Bond Forfeiture	BF	4	0	5	5	-
Counter Claim	CC	1	0	1	1	-
Detinue	DT	6	5	10	8	2
Garnishment	GA	124	36	155	119	36
Impoundment	IM	4	0	4	4	-
Interrogatory	IN	4	6	9	3	6
Motion for Judgment	MJ	8	8	10	6	4
Mechanic's Lien	ML	1	0	1	1	-
Other	OT	4	3	4	3	1
Protective Order	PO	8	3	8	5	3
Prelim Prot Order	PP	9	1	10	9	1
Show Cause	SC	5	4	6	2	4
Unlawful Detainer	UD	74	41	84	77	7
Warrant in Debt	WD	226	204	293	228	65
Zoning Viol	ZO	1	1	4	3	1
Civil Total		495	312	620	490	130
Hanover Totals		2,393	3,327	4,104	2,366	1,738



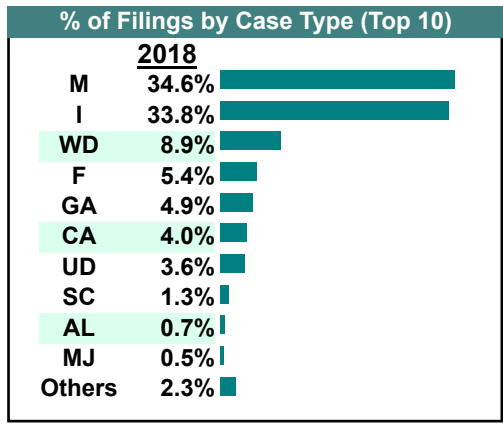
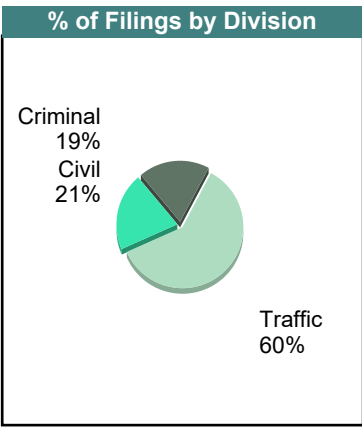
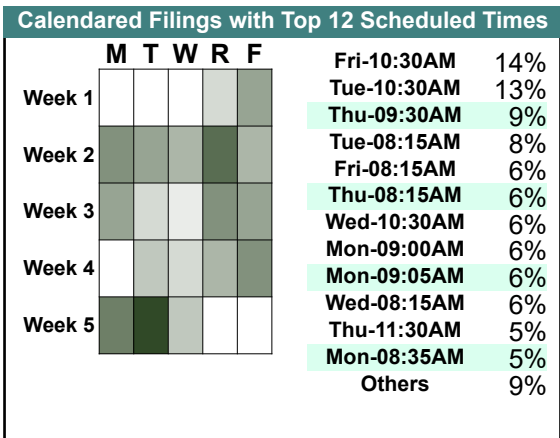
CASELOAD STATISTICS OF THE GENERAL DISTRICT COURTS

February 2018

Hanover

District: 15

		Filings	Hearings	Transactions	Concluded	Cont
<u>Criminal</u>						
Capias	CA	52	142	142	51	91
Civil Violation	CV	1	13	13	6	7
Felony	F	97	308	396	129	267
Misdemeanor	M	171	524	528	201	327
Show Cause	SC	23	36	36	15	21
Criminal Total		344	1,023	1,115	402	713
<u>Traffic</u>						
Capias	CA	20	93	93	25	68
Felony	F	1	8	13	5	8
Infraction	I	613	540	816	645	171
Misdemeanor	M	456	869	875	477	398
Restricted O/L	RL	5	5	5	5	-
Show Cause	SC	0	1	1	0	1
Traffic Total		1,095	1,516	1,803	1,157	646
<u>Civil</u>						
Abstract	AJ	1	0	1	1	-
Admin License	AL	12	0	12	12	-
Bond Forfeiture	BF	3	0	4	4	-
Capias	CA	0	0	1	1	-
Counter Claim	CC	3	1	3	2	1
Detinue	DT	3	2	4	3	1
Garnishment	GA	88	28	118	90	28
Impoundment	IM	3	0	3	3	-
Interrogatory	IN	4	5	11	6	5
Motion for Judgment	MJ	9	8	15	9	6
Mechanic's Lien	ML	0	0	1	1	-
Other	OT	3	1	3	2	1
Protective Order	PO	3	0	3	3	-
Prelim Prot Order	PP	6	0	6	6	-
Show Cause	SC	1	0	5	5	-
Unlawful Detainer	UD	65	38	73	64	9
Warrant in Debt	WD	161	165	247	184	63
Zoning Viol	ZO	7	6	8	5	3
Civil Total		372	254	518	401	117
Hanover Totals		1,811	2,793	3,436	1,960	1,476



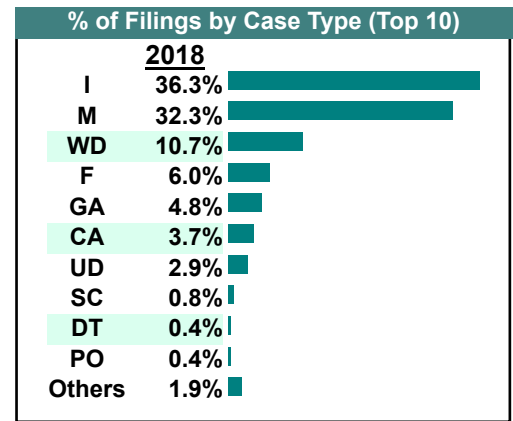
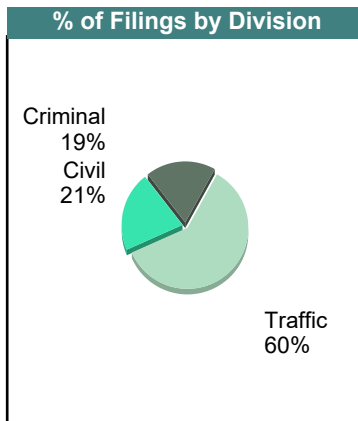
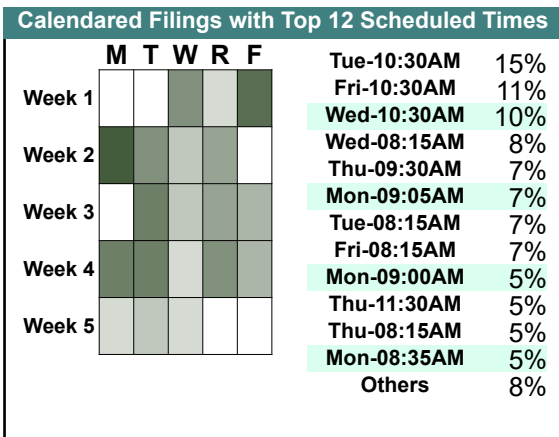
CASELOAD STATISTICS OF THE GENERAL DISTRICT COURTS

January 2018

Hanover

District: 15

		<u>Filings</u>	<u>Hearings</u>	<u>Transactions</u>	<u>Concluded</u>	<u>Cont</u>
<u>Criminal</u>						
Capias	CA	56	129	129	45	84
Civil Violation	CV	2	13	13	9	4
Felony	F	156	344	404	97	307
Misdemeanor	M	273	626	630	207	423
Show Cause	SC	13	31	31	23	8
Criminal Total		500	1,143	1,207	381	826
<u>Traffic</u>						
Capias	CA	41	109	109	20	89
Civil Violation	CV	0	2	2	2	-
Felony	F	3	11	15	4	11
Infraction	I	964	776	1,157	878	279
Misdemeanor	M	585	1,096	1,102	559	543
Restricted O/L	RL	6	6	6	6	-
Show Cause	SC	1	3	3	2	1
Traffic Total		1,600	2,003	2,394	1,471	923
<u>Civil</u>						
Abstract	AJ	4	0	4	4	-
Admin License	AL	9	0	9	9	-
Bond Forfeiture	BF	2	2	3	2	1
Capias	CA	1	1	1	0	1
Counter Claim	CC	1	0	1	1	-
Detinue	DT	11	5	12	9	3
Garnishment	GA	127	31	137	106	31
Impoundment	IM	6	0	6	6	-
Interrogatory	IN	6	8	17	9	8
Motion for Judgment	MJ	2	9	10	3	7
Other	OT	8	0	8	8	-
Protective Order	PO	10	1	12	11	1
Prelim Prot Order	PP	4	1	5	4	-
Show Cause	SC	6	5	11	6	5
Tenants Assertion	TA	0	1	1	1	-
Unlawful Detainer	UD	76	44	91	76	15
Warrant in Debt	WD	285	267	371	287	84
Zoning Viol	ZO	1	0	1	1	-
Civil Total		559	375	700	543	156
Hanover Totals		2,659	3,521	4,301	2,395	1,905



CASELOAD STATISTICS OF THE GENERAL DISTRICT COURTS

December 2018

King George

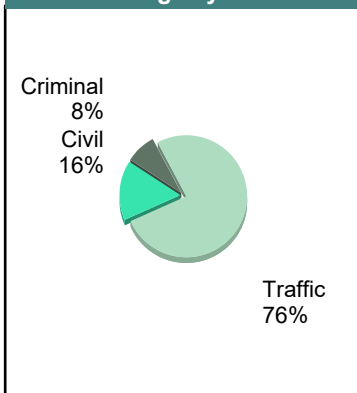
District: 15

		<u>Filings</u>	<u>Hearings</u>	<u>Transactions</u>	<u>Concluded</u>	<u>Cont</u>
<u>Criminal</u>						
Capias	CA	9	17	17	11	6
Civil Violation	CV	2	6	6	2	4
Felony	F	5	39	39	30	9
Misdemeanor	M	25	79	81	42	39
Show Cause	SC	3	12	12	5	7
Criminal Total		44	153	155	90	65
<u>Traffic</u>						
Capias	CA	0	5	5	4	1
Felony	F	2	5	5	2	3
Infraction	I	367	270	422	330	92
Misdemeanor	M	45	95	95	56	39
Show Cause	SC	0	1	1	0	1
Traffic Total		414	376	528	392	136
<u>Civil</u>						
Abstract	AJ	1	0	1	1	-
Admin License	AL	3	0	3	3	-
Garnishment	GA	27	7	28	21	7
Interrogatory	IN	0	0	1	1	-
Motion for Judgment	MJ	4	3	5	4	1
Overweight	OC	1	0	2	2	-
Other	OT	1	0	1	1	-
Prelim Prot Order	PP	1	0	1	1	-
Petition-Restore Arms	PR	1	1	1	0	1
Show Cause	SC	0	1	2	2	-
Unlawful Detainer	UD	8	6	10	9	1
Warrant in Debt	WD	39	35	49	40	9
Civil Total		86	53	104	85	19
King George Totals		544	582	787	567	220

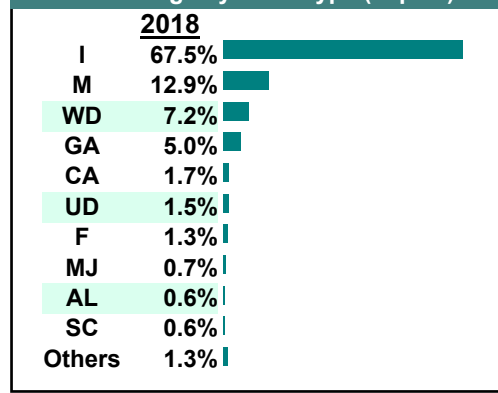
Calendared Filings with Top 12 Scheduled Times

	M	T	W	R		
Week 1					Wed-09:00AM	73%
					Tue-09:00AM	14%
					Wed-08:30AM	9%
Week 2					Wed-10:00AM	3%
					Wed-08:00AM	1%
Week 3					Tue-11:00AM	1%
					Mon-08:00AM	0%
Week 4					Thu-09:00AM	0%
					Wed-09:30AM	0%
					Tue-08:30AM	0%
					Wed-09:01AM	0%

% of Filings by Division



% of Filings by Case Type (Top 10)



CASELOAD STATISTICS OF THE GENERAL DISTRICT COURTS

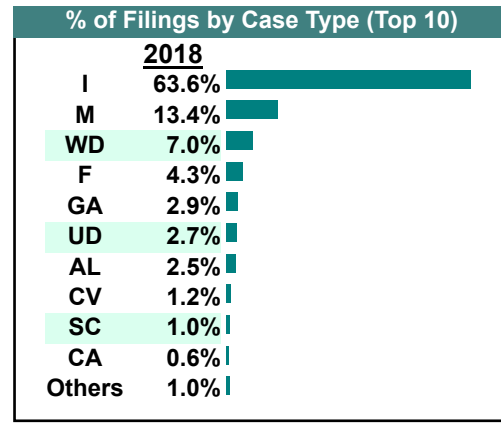
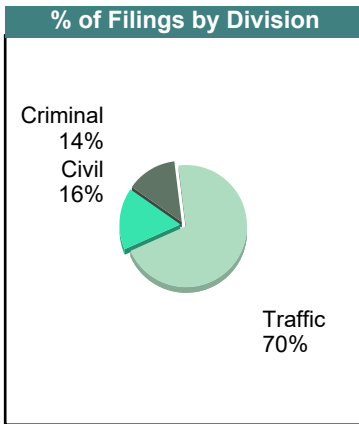
November 2018

King George

District: 15

		<u>Filings</u>	<u>Hearings</u>	<u>Transactions</u>	<u>Concluded</u>	<u>Cont</u>
<u>Criminal</u>						
Capias	CA	2	10	10	4	6
Civil Violation	CV	6	10	10	8	2
Felony	F	22	53	53	15	38
Misdemeanor	M	38	98	100	39	61
Show Cause	SC	2	4	4	0	4
Criminal Total		70	175	177	66	111
<u>Traffic</u>						
Capias	CA	1	7	7	3	4
Felony	F	0	3	3	0	3
Infraction	I	328	275	444	353	91
Misdemeanor	M	31	106	106	63	43
Restricted O/L	RL	1	1	1	1	-
Show Cause	SC	1	1	1	1	-
Traffic Total		362	393	562	421	141
<u>Civil</u>						
Abstract	AJ	1	0	1	1	-
Admin License	AL	13	0	13	13	-
Garnishment	GA	15	1	17	16	1
Motion for Judgment	MJ	0	1	1	0	1
Overweight	OC	1	1	1	0	1
Protective Order	PO	2	0	2	2	-
Show Cause	SC	2	0	2	2	-
Tenants Assertion	TA	0	0	1	1	-
Unlawful Detainer	UD	14	9	14	13	1
Warrant in Debt	WD	36	32	47	37	10
Civil Total		84	44	99	85	14
King George Totals		516	612	838	572	266

Calendared Filings with Top 12 Scheduled Times						
	M	T	W	R		
Week 1					Wed-09:00AM	67%
					Wed-08:30AM	15%
Week 2					Tue-09:00AM	12%
					Wed-10:00AM	2%
Week 3					Wed-09:30AM	2%
					Mon-08:00AM	1%
Week 4					Tue-08:00AM	1%
					Tue-11:00AM	1%
					Wed-08:00AM	0%
					Thu-08:00AM	0%
					Thu-09:00AM	0%
					Wed-11:00AM	0%
					Others	0%



CASELOAD STATISTICS OF THE GENERAL DISTRICT COURTS

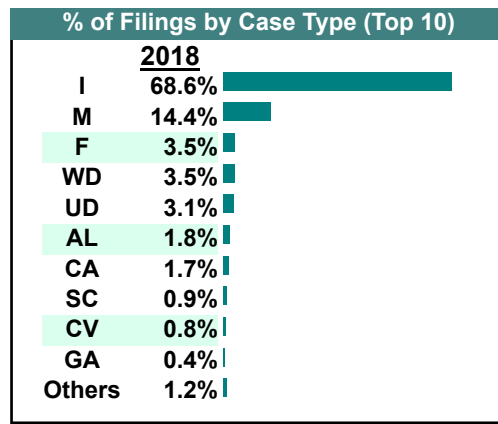
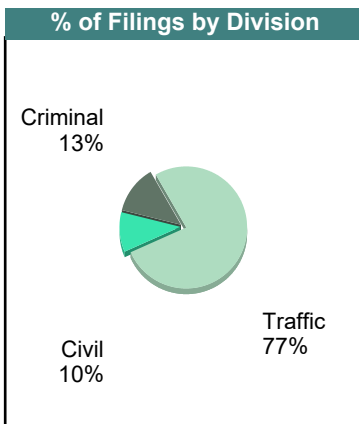
October 2018

King George

District: 15

		<u>Filings</u>	<u>Hearings</u>	<u>Transactions</u>	<u>Concluded</u>	<u>Cont</u>
<u>Criminal</u>						
Capias	CA	9	23	23	10	13
Civil Violation	CV	6	11	11	5	6
Felony	F	27	47	47	14	33
Misdemeanor	M	53	108	108	37	71
Show Cause	SC	4	10	10	4	6
Criminal Total		99	199	199	70	129
<u>Traffic</u>						
Capias	CA	4	9	9	0	9
Felony	F	0	2	2	1	1
Infraction	I	524	397	625	521	104
Misdemeanor	M	57	118	118	52	66
Traffic Total		585	526	754	574	180
<u>Civil</u>						
Admin License	AL	14	0	14	14	-
Garnishment	GA	3	1	7	6	1
Impoundment	IM	1	0	1	1	-
Interrogatory	IN	1	2	2	0	2
Motion for Judgment	MJ	2	2	3	2	1
Overweight	OC	1	0	2	2	-
Other	OT	2	0	2	2	-
Protective Order	PO	1	0	1	1	-
Show Cause	SC	3	1	3	2	1
Tenants Assertion	TA	1	0	1	1	-
Unlawful Detainer	UD	24	14	26	25	1
Warrant in Debt	WD	27	33	40	30	10
Civil Total		80	53	102	86	16
King George Totals		764	778	1,055	730	325

	M	T	W	R		
Week 1					Wed-09:00AM	73%
					Wed-08:30AM	14%
Week 2					Tue-09:00AM	8%
					Wed-10:00AM	2%
Week 3					Wed-08:00AM	1%
					Mon-08:00AM	1%
Week 4					Wed-09:30AM	1%
					Wed-11:00AM	1%
Week 5					Tue-08:00AM	0%
					Thu-08:00AM	0%
					Tue-08:30AM	0%
					Tue-11:00AM	0%
					Others	0%



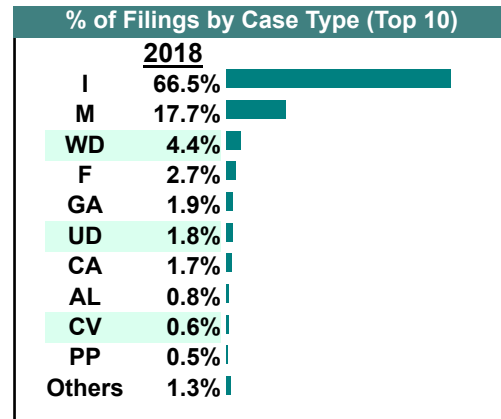
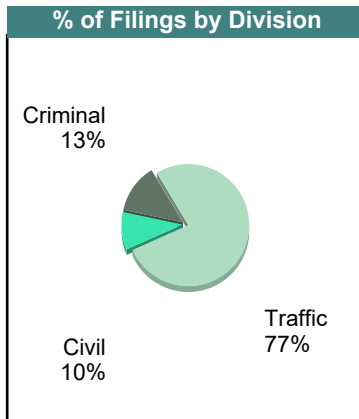
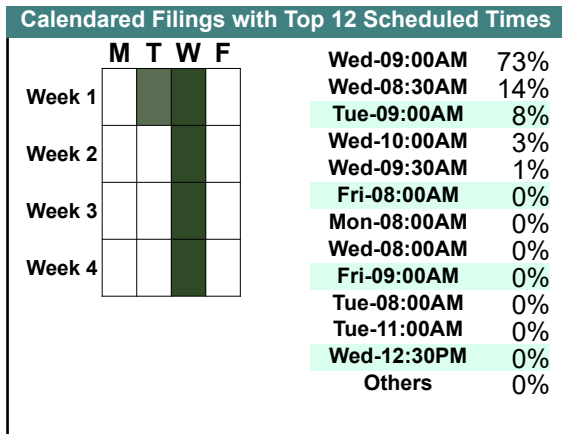
CASELOAD STATISTICS OF THE GENERAL DISTRICT COURTS

September 2018

King George

District: 15

		Filings	Hearings	Transactions	Concluded	Cont
<u>Criminal</u>						
Capias	CA	10	26	26	12	14
Civil Violation	CV	5	9	9	5	4
Felony	F	18	55	55	15	40
Misdemeanor	M	65	139	141	61	80
Show Cause	SC	3	18	18	10	8
Criminal Total		101	247	249	103	146
<u>Traffic</u>						
Capias	CA	3	10	10	2	8
Felony	F	3	8	8	2	6
Infraction	I	515	407	641	527	114
Misdemeanor	M	72	144	144	60	84
Restricted O/L	RL	2	2	2	2	-
Traffic Total		595	571	805	593	212
<u>Civil</u>						
Admin License	AL	6	0	6	6	-
Garnishment	GA	15	4	22	18	4
Impoundment	IM	2	0	2	2	-
Motion for Judgment	MJ	2	2	2	2	-
Overweight	OC	0	1	1	0	1
Prelim Prot Order	PP	4	0	4	4	-
Tenants Assertion	TA	1	1	1	0	1
Unlawful Detainer	UD	14	14	17	16	1
Warrant in Debt	WD	34	34	51	43	8
Civil Total		78	56	106	91	15
King George Totals		774	874	1,160	787	373



CASELOAD STATISTICS OF THE GENERAL DISTRICT COURTS

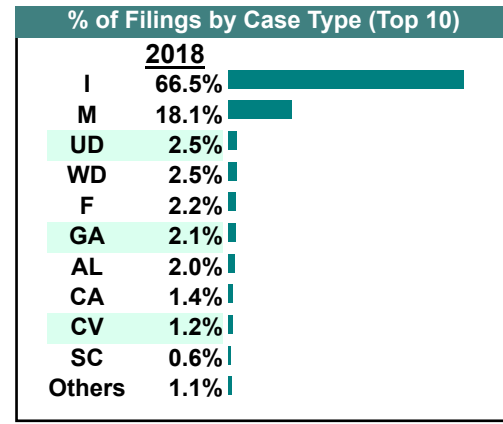
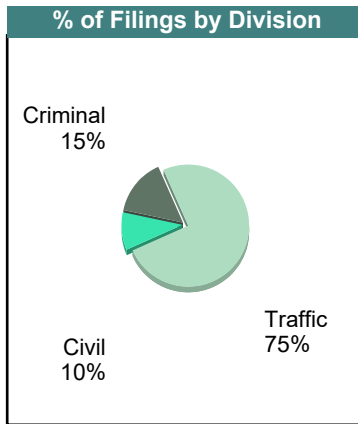
August 2018

King George

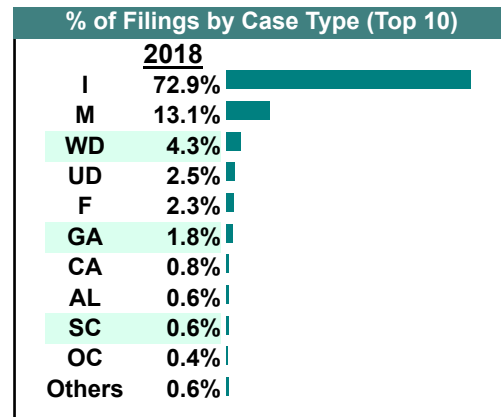
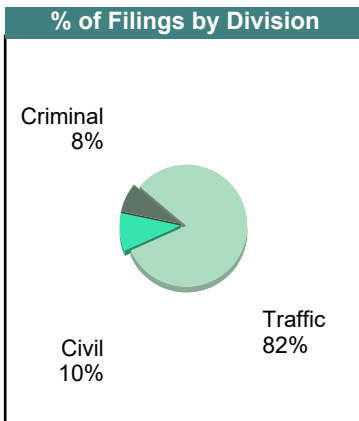
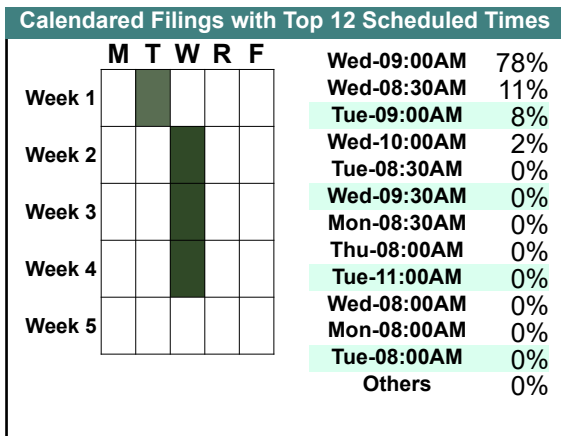
District: 15

		<u>Filings</u>	<u>Hearings</u>	<u>Transactions</u>	<u>Concluded</u>	<u>Cont</u>
<u>Criminal</u>						
Capias	CA	9	23	23	7	16
Civil Violation	CV	8	12	12	4	8
Felony	F	15	48	48	22	26
Misdemeanor	M	85	138	145	57	88
Show Cause	SC	4	10	10	4	6
Criminal Total		121	231	238	94	144
<u>Traffic</u>						
Capias	CA	2	14	14	6	8
Civil Violation	CV	2	1	3	3	-
Felony	F	3	5	5	1	4
Infraction	I	541	382	623	519	104
Misdemeanor	M	62	132	132	56	76
Show Cause	SC	1	1	1	0	1
Traffic Total		611	535	778	585	193
<u>Civil</u>						
Admin License	AL	16	0	16	16	-
Garnishment	GA	17	5	17	12	5
Impoundment	IM	1	0	1	1	-
Interrogatory	IN	2	1	2	1	1
Motion for Judgment	MJ	2	2	2	1	1
Overweight	OC	1	0	1	1	-
Other	OT	2	0	2	2	-
Protective Order	PO	1	0	1	1	-
Unlawful Detainer	UD	20	14	21	17	4
Warrant in Debt	WD	20	20	24	14	10
Civil Total		82	42	87	66	21
King George Totals		814	808	1,103	745	358

Calendared Filings with Top 12 Scheduled Times						
	M	T	W	F		
Week 1					Wed-09:00AM	71%
					Wed-08:30AM	15%
Week 2					Tue-09:00AM	7%
					Wed-10:00AM	3%
Week 3					Mon-08:00AM	1%
					Wed-08:00AM	1%
Week 4					Tue-08:30AM	0%
					Mon-08:30AM	0%
Week 5					Fri-08:00AM	0%
					Tue-08:00AM	0%
					Fri-08:30AM	0%
					Fri-09:00AM	0%
					Others	0%



		Filings	Hearings	Transactions	Concluded	Cont
<u>Criminal</u>						
Capias	CA	3	11	11	4	7
Civil Violation	CV	1	2	2	2	-
Felony	F	18	30	30	4	26
Misdemeanor	M	32	75	79	31	48
Show Cause	SC	5	8	8	2	6
Criminal Total		59	126	130	43	87
<u>Traffic</u>						
Capias	CA	3	9	9	2	7
Felony	F	0	3	3	1	2
Infraction	I	562	375	681	578	103
Misdemeanor	M	69	133	134	63	71
Traffic Total		634	520	827	644	183
<u>Civil</u>						
Admin License	AL	5	0	5	5	-
Garnishment	GA	14	1	15	14	1
Overweight	OC	3	0	4	4	-
Protective Order	PO	1	0	2	2	-
Prelim Prot Order	PP	3	0	4	4	-
Unlawful Detainer	UD	19	8	19	19	-
Warrant in Debt	WD	33	34	47	36	11
Civil Total		78	43	96	84	12
King George Totals		771	689	1,053	771	282



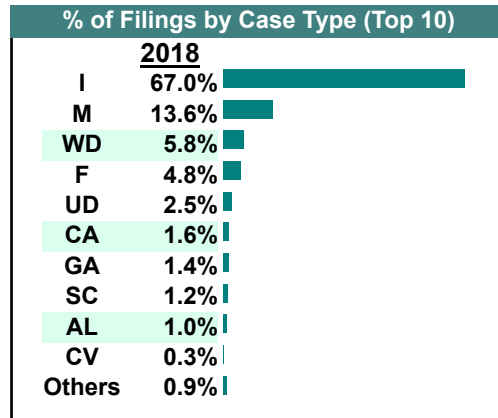
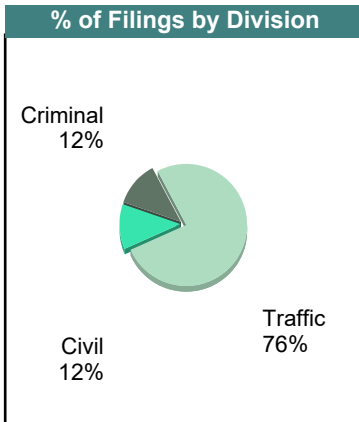
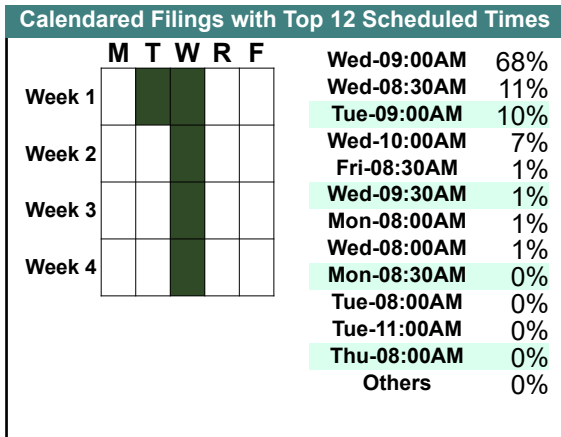
CASELOAD STATISTICS OF THE GENERAL DISTRICT COURTS

June 2018

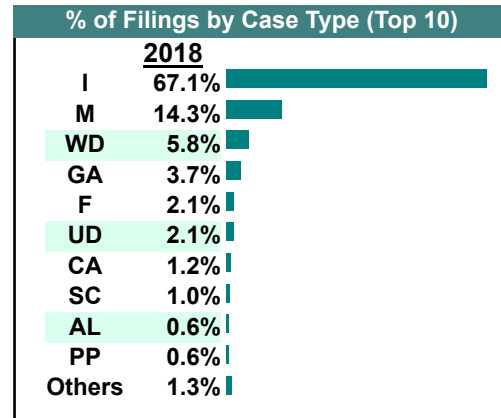
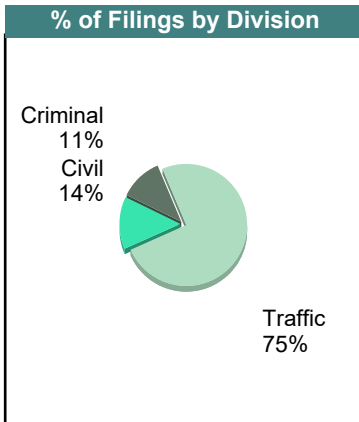
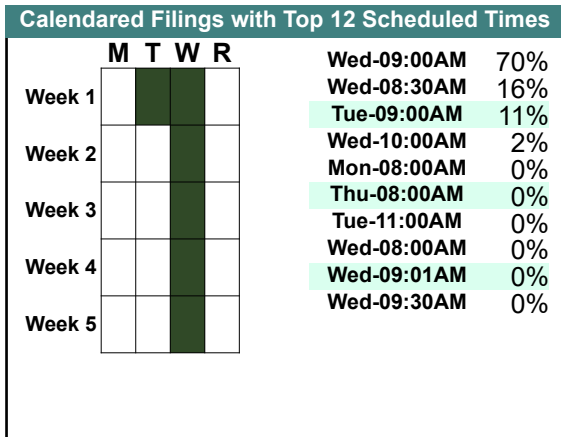
King George

District: 15

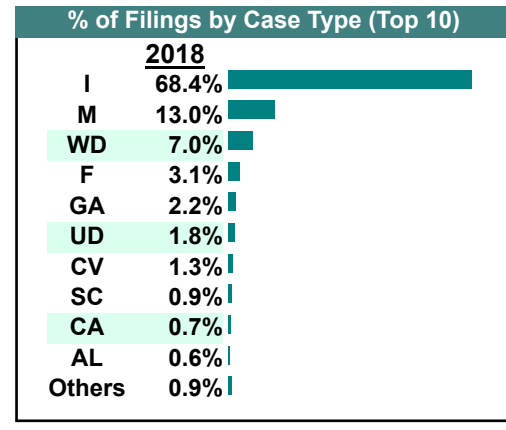
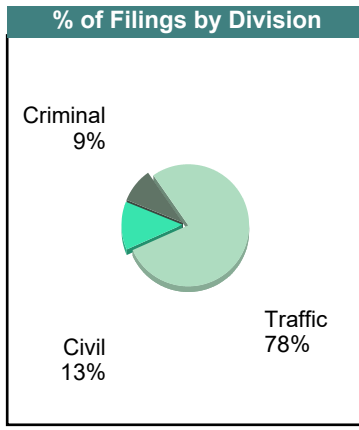
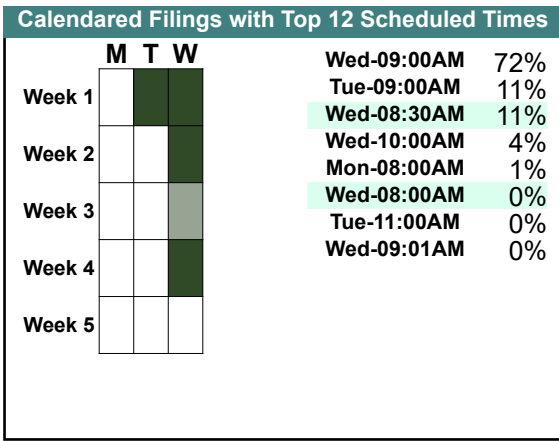
		Filings	Hearings	Transactions	Concluded	Cont
<u>Criminal</u>						
Capias	CA	6	19	19	8	11
Civil Violation	CV	2	5	5	3	2
Felony	F	30	71	71	42	29
Misdemeanor	M	40	97	97	45	52
Show Cause	SC	4	15	15	7	8
Criminal Total		82	207	207	105	102
<u>Traffic</u>						
Capias	CA	5	13	13	6	7
Felony	F	3	6	6	1	5
Infraction	I	462	364	602	494	108
Misdemeanor	M	54	118	118	49	69
Restricted O/L	RL	2	2	2	2	-
Show Cause	SC	0	1	1	1	-
Traffic Total		526	504	742	553	189
<u>Civil</u>						
Abstract	AJ	1	0	1	1	-
Admin License	AL	7	0	7	7	-
Garnishment	GA	10	3	18	15	3
Impoundment	IM	1	0	1	1	-
Interrogatory	IN	0	0	2	2	-
Overweight	OC	2	1	3	2	1
Show Cause	SC	4	1	4	3	1
Unlawful Detainer	UD	17	10	18	17	1
Warrant in Debt	WD	40	44	50	26	24
Civil Total		82	59	104	74	30
King George Totals		690	770	1,053	732	321



		<u>Filings</u>	<u>Hearings</u>	<u>Transactions</u>	<u>Concluded</u>	<u>Cont</u>
<u>Criminal</u>						
Capias	CA	7	17	17	2	15
Civil Violation	CV	2	9	9	4	5
Felony	F	12	32	32	11	21
Misdemeanor	M	49	91	93	28	65
Show Cause	SC	6	14	14	3	11
Criminal Total		76	163	165	48	117
<u>Traffic</u>						
Capias	CA	1	6	6	3	3
Civil Violation	CV	1	1	1	0	1
Felony	F	2	4	4	1	3
Infraction	I	449	371	553	394	159
Misdemeanor	M	47	98	98	43	55
Traffic Total		500	480	662	441	221
<u>Civil</u>						
Admin License	AL	4	0	4	4	-
Garnishment	GA	25	4	28	24	4
Interrogatory	IN	1	0	3	3	-
Motion for Judgment	MJ	0	0	1	1	-
Overweight	OC	3	2	4	2	2
Protective Order	PO	2	0	2	2	-
Prelim Prot Order	PP	4	1	4	3	1
Show Cause	SC	1	0	1	1	-
Unlawful Detainer	UD	14	8	14	14	-
Warrant in Debt	WD	39	36	50	38	12
Civil Total		93	51	111	92	19
King George Totals		669	694	938	581	357



		<u>Filings</u>	<u>Hearings</u>	<u>Transactions</u>	<u>Concluded</u>	<u>Cont</u>
<u>Criminal</u>						
Capias	CA	3	5	5	2	3
Civil Violation	CV	6	7	7	1	6
Felony	F	17	36	36	8	28
Misdemeanor	M	21	54	56	23	33
Show Cause	SC	2	10	10	3	7
Criminal Total		49	112	114	37	77
<u>Traffic</u>						
Capias	CA	1	5	5	1	4
Civil Violation	CV	1	1	1	1	-
Felony	F	0	1	1	1	-
Infraction	I	373	311	480	382	98
Misdemeanor	M	50	101	101	55	46
Show Cause	SC	1	2	2	1	1
Traffic Total		426	421	590	441	149
<u>Civil</u>						
Abstract	AJ	1	0	1	1	-
Admin License	AL	3	0	3	3	-
Garnishment	GA	12	6	15	9	6
Interrogatory	IN	1	2	3	1	2
Motion for Judgment	MJ	0	1	1	0	1
Protective Order	PO	1	1	1	0	1
Prelim Prot Order	PP	2	0	2	2	-
Show Cause	SC	2	0	2	2	-
Unlawful Detainer	UD	10	8	14	13	1
Warrant in Debt	WD	38	38	53	47	6
Civil Total		70	56	95	78	17
King George Totals		545	589	799	556	243



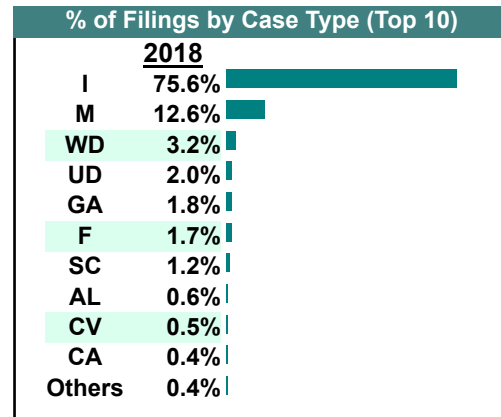
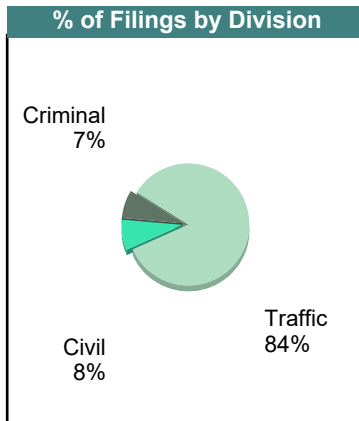
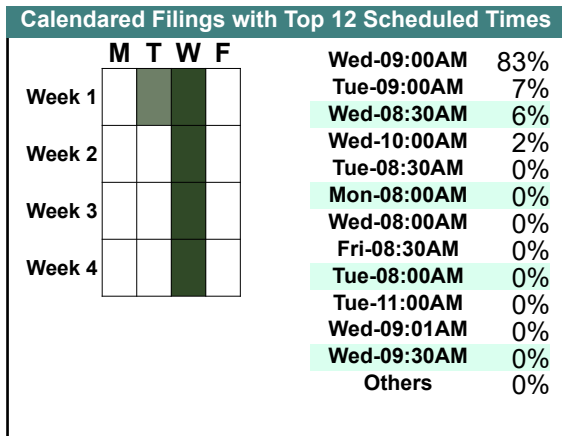
CASELOAD STATISTICS OF THE GENERAL DISTRICT COURTS

March 2018

King George

District: 15

		<u>Filings</u>	<u>Hearings</u>	<u>Transactions</u>	<u>Concluded</u>	<u>Cont</u>
<u>Criminal</u>						
Capias	CA	3	18	18	13	5
Civil Violation	CV	3	7	7	3	4
Felony	F	10	48	48	28	20
Misdemeanor	M	38	107	113	67	46
Show Cause	SC	7	16	16	5	11
Criminal Total		61	196	202	116	86
<u>Traffic</u>						
Capias	CA	0	6	6	2	4
Civil Violation	CV	1	1	1	1	-
Felony	F	4	7	7	3	4
Infraction	I	617	415	714	612	102
Misdemeanor	M	65	130	130	73	57
Show Cause	SC	2	5	5	3	2
Traffic Total		689	564	863	694	169
<u>Civil</u>						
Admin License	AL	5	0	5	5	-
Garnishment	GA	15	2	15	13	2
Interrogatory	IN	1	0	2	2	-
Protective Order	PO	1	0	1	1	-
Prelim Prot Order	PP	1	0	1	1	-
Show Cause	SC	1	0	2	2	-
Unlawful Detainer	UD	16	8	18	15	3
Warrant in Debt	WD	26	36	52	37	15
Civil Total		66	46	96	76	20
King George Totals		816	806	1,161	886	275



CASELOAD STATISTICS OF THE GENERAL DISTRICT COURTS

February 2018

King George

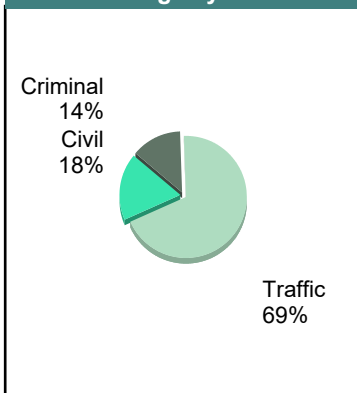
District: 15

		<u>Filings</u>	<u>Hearings</u>	<u>Transactions</u>	<u>Concluded</u>	<u>Cont</u>
<u>Criminal</u>						
Capias	CA	6	19	19	7	12
Civil Violation	CV	0	4	4	2	2
Felony	F	34	125	125	85	40
Misdemeanor	M	55	107	127	74	53
Show Cause	SC	5	10	10	2	8
Criminal Total		100	265	285	170	115
<u>Traffic</u>						
Capias	CA	3	9	9	6	3
Civil Violation	CV	1	0	1	1	-
Felony	F	1	3	3	3	-
Infraction	I	455	351	564	475	89
Misdemeanor	M	45	110	110	63	47
Show Cause	SC	2	2	2	2	-
Traffic Total		507	475	689	550	139
<u>Civil</u>						
Admin License	AL	5	0	5	5	-
Capias	CA	1	0	1	1	-
Garnishment	GA	19	1	24	23	1
Impoundment	IM	3	0	3	3	-
Interrogatory	IN	2	4	4	0	4
Overweight	OC	1	1	1	0	1
Protective Order	PO	1	0	1	1	-
Prelim Prot Order	PP	1	0	1	1	-
Show Cause	SC	3	0	4	4	-
Unlawful Detainer	UD	20	15	26	24	2
Warrant in Debt	WD	74	75	93	62	31
Civil Total		130	96	163	124	39
King George Totals		737	836	1,137	844	293

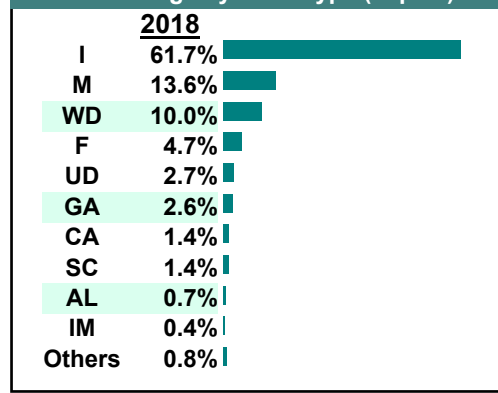
Calendared Filings with Top 12 Scheduled Times

	M	T	W	R	F		
Week 1	█	█	█			Wed-09:00AM	69%
						Tue-09:00AM	16%
Week 2						Wed-08:30AM	10%
						Wed-10:00AM	3%
Week 3						Wed-08:00AM	1%
						Mon-08:00AM	0%
Week 4						Fri-08:00AM	0%
						Mon-08:30AM	0%
						Thu-08:00AM	0%
						Tue-08:00AM	0%
						Tue-11:00AM	0%
						Wed-09:30AM	0%
						Others	0%

% of Filings by Division



% of Filings by Case Type (Top 10)



CASELOAD STATISTICS OF THE GENERAL DISTRICT COURTS

January 2018

King George

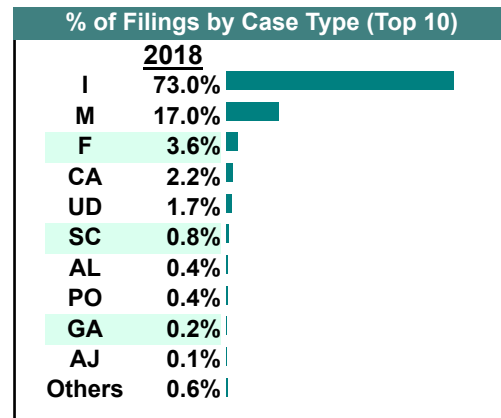
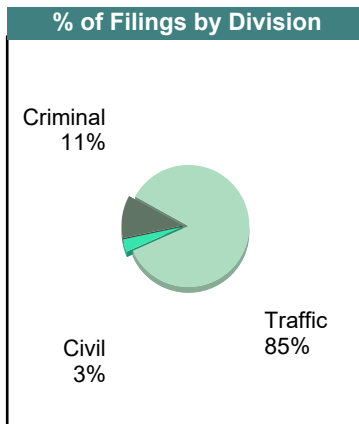
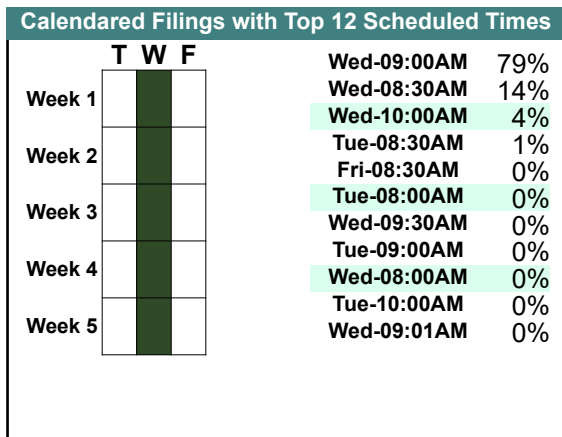
District: 15

		<u>Filings</u>	<u>Hearings</u>	<u>Transactions</u>	<u>Concluded</u>	<u>Cont</u>
<u>Criminal</u>						
Capias	CA	12	34	34	11	23
Civil Violation	CV	0	6	6	2	4
Felony	F	30	62	62	17	45
Misdemeanor	M	46	145	149	58	91
Show Cause	SC	6	10	10	4	6
Criminal Total		94	257	261	92	169

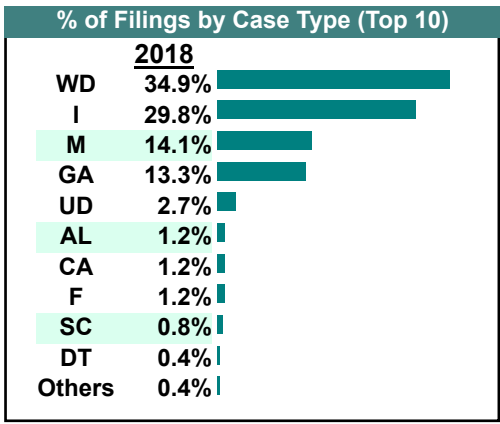
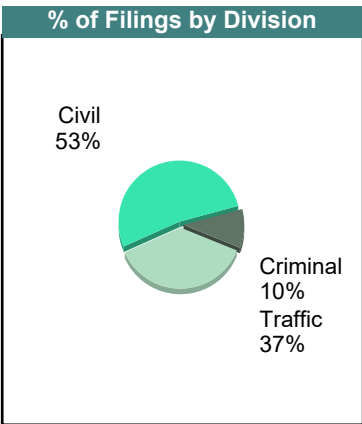
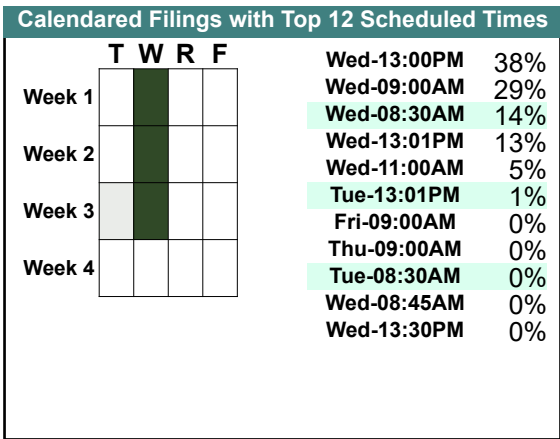
		<u>Filings</u>	<u>Hearings</u>	<u>Transactions</u>	<u>Concluded</u>	<u>Cont</u>
<u>Traffic</u>						
Capias	CA	6	17	17	5	12
Felony	F	0	1	1	1	-
Infraction	I	609	451	749	602	147
Misdemeanor	M	96	197	197	100	97
Show Cause	SC	1	4	4	1	3
Traffic Total		712	670	968	709	259

		<u>Filings</u>	<u>Hearings</u>	<u>Transactions</u>	<u>Concluded</u>	<u>Cont</u>
<u>Civil</u>						
Abstract	AJ	1	0	1	1	-
Admin License	AL	3	0	3	3	-
Garnishment	GA	2	1	2	1	1
Impoundment	IM	1	0	1	1	-
Overweight	OC	1	0	1	1	-
Other	OT	1	0	1	1	-
Protective Order	PO	3	0	3	3	-
Prelim Prot Order	PP	1	0	1	1	-
Tenants Assertion	TA	1	0	1	1	-
Unlawful Detainer	UD	14	11	15	11	4
Civil Total		28	12	29	24	5

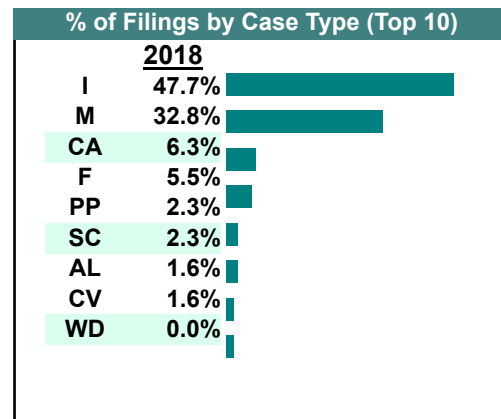
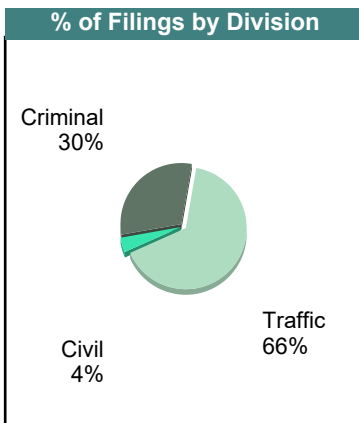
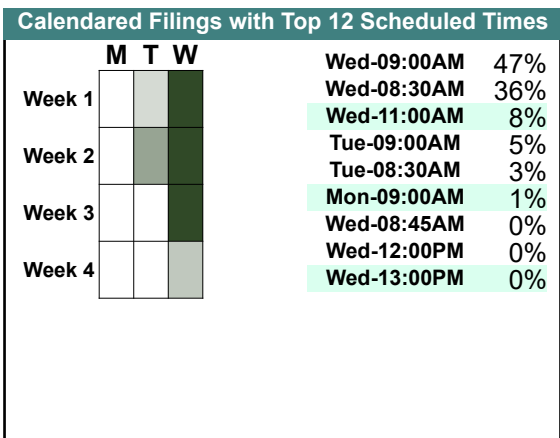
King George Totals		834	939	1,258	825	433
---------------------------	--	------------	------------	--------------	------------	------------



		Filings	Hearings	Transactions	Concluded	Cont
<u>Criminal</u>						
Capias	CA	3	8	8	4	4
Civil Violation	CV	0	2	2	1	1
Felony	F	3	16	16	7	9
Misdemeanor	M	17	59	64	40	24
Motion	MO	1	1	1	1	-
Show Cause	SC	2	6	6	1	5
Criminal Total		26	92	97	54	43
<u>Traffic</u>						
Capias	CA	0	4	4	4	-
Felony	F	0	1	1	1	-
Infraction	I	76	62	93	75	18
Misdemeanor	M	19	49	49	26	23
Traffic Total		95	116	147	106	41
<u>Civil</u>						
Admin License	AL	3	0	3	3	-
Detinue	DT	1	0	1	1	-
Garnishment	GA	34	0	34	34	-
Unlawful Detainer	UD	7	6	8	5	3
Warrant in Debt	WD	89	80	101	78	23
Civil Total		134	86	147	121	26
Lancaster Totals		255	294	391	281	110

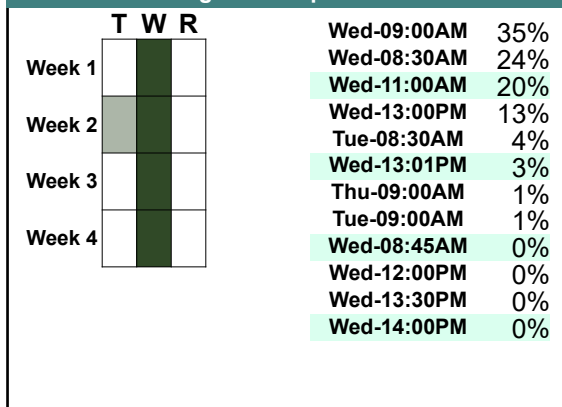


		<u>Filings</u>	<u>Hearings</u>	<u>Transactions</u>	<u>Concluded</u>	<u>Cont</u>
<u>Criminal</u>						
Capias	CA	5	9	9	4	5
Civil Violation	CV	2	3	3	2	1
Felony	F	7	28	28	13	15
Misdemeanor	M	24	105	106	55	51
Show Cause	SC	1	2	2	0	2
Criminal Total		39	147	148	74	74
<u>Traffic</u>						
Capias	CA	3	6	6	2	4
Felony	F	0	1	1	0	1
Infraction	I	61	66	87	66	21
Misdemeanor	M	18	56	56	14	42
Show Cause	SC	2	5	5	4	1
Traffic Total		84	134	155	86	69
<u>Civil</u>						
Admin License	AL	2	0	2	2	-
Prelim Prot Order	PP	3	0	3	3	-
Warrant in Debt	WD	0	3	3	2	1
Civil Total		5	3	8	7	1
Lancaster Totals		128	284	311	167	144

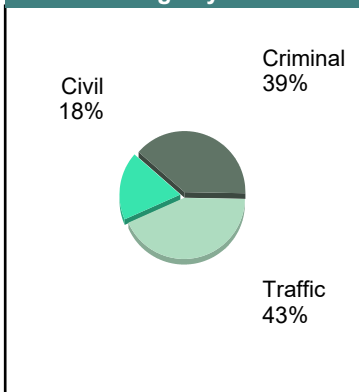


		Filings	Hearings	Transactions	Concluded	Cont
<u>Criminal</u>						
Capias	CA	2	8	8	2	6
Civil Violation	CV	3	6	6	2	4
Felony	F	9	42	42	22	20
Misdemeanor	M	51	118	124	39	85
Show Cause	SC	0	2	2	1	1
Criminal Total		65	176	182	66	116
<u>Traffic</u>						
Capias	CA	1	6	6	2	4
Felony	F	1	1	1	0	1
Infraction	I	61	50	81	67	14
Misdemeanor	M	8	43	43	17	26
Show Cause	SC	1	2	2	2	-
Traffic Total		72	102	133	88	45
<u>Civil</u>						
Admin License	AL	2	0	2	2	-
Detinue	DT	0	1	1	1	-
Garnishment	GA	5	1	6	5	-
Prelim Prot Order	PP	2	0	5	5	-
Tenants Assertion	TA	0	0	1	1	-
Unlawful Detainer	UD	9	12	17	16	1
Warrant in Debt	WD	12	14	17	11	6
Civil Total		30	28	49	41	7
Lancaster Totals		167	306	364	195	168

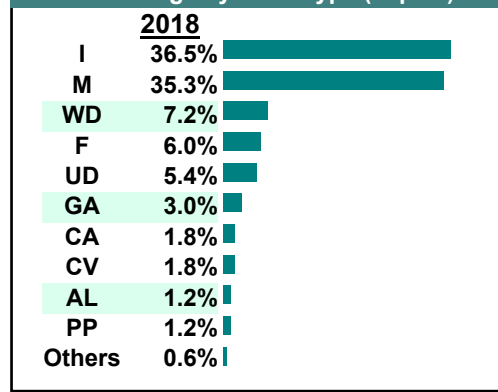
Calendared Filings with Top 12 Scheduled Times



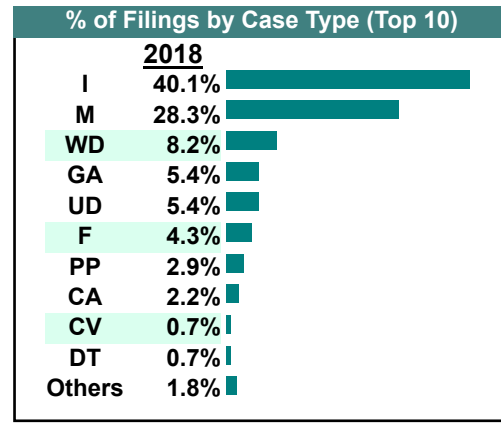
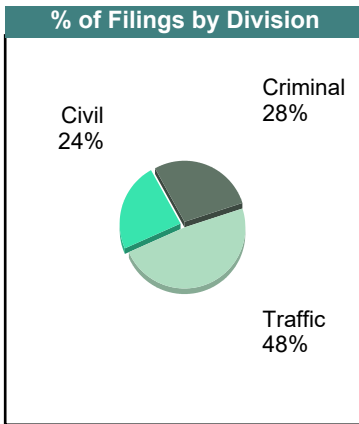
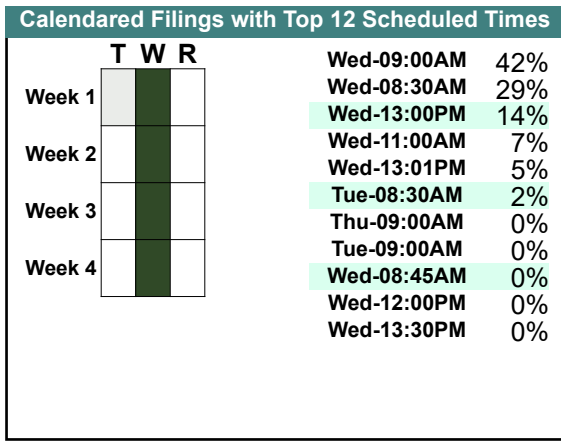
% of Filings by Division



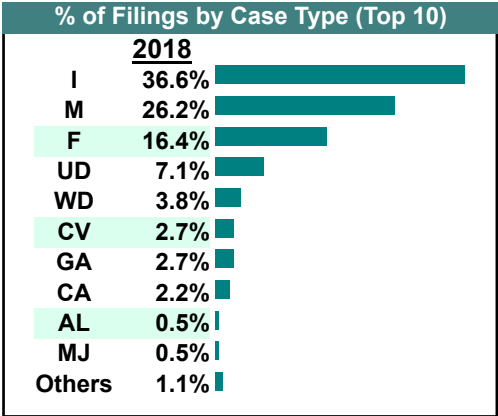
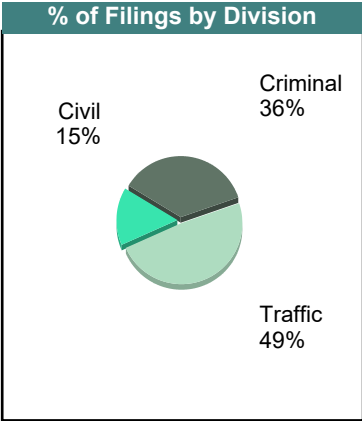
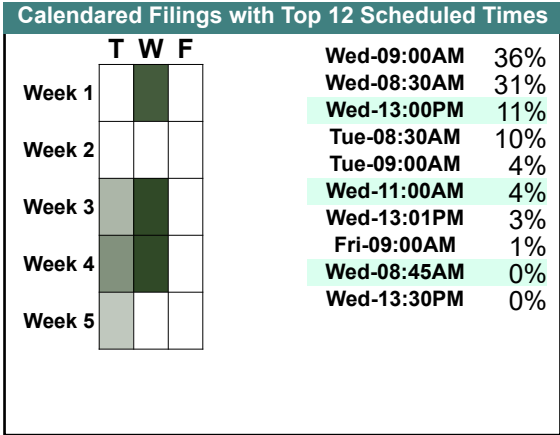
% of Filings by Case Type (Top 10)



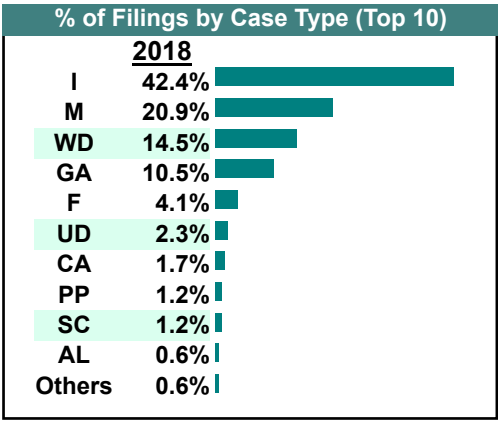
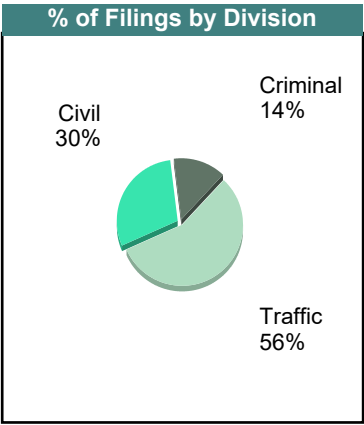
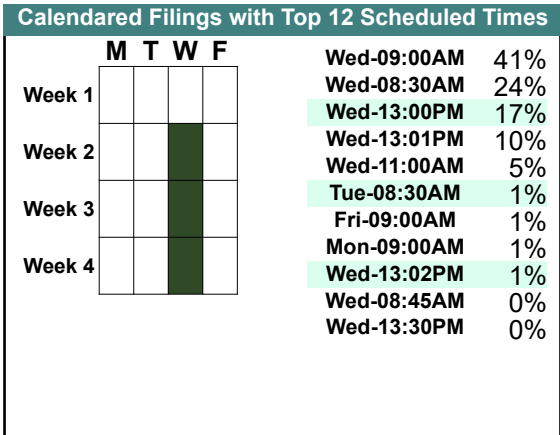
		<u>Filings</u>	<u>Hearings</u>	<u>Transactions</u>	<u>Concluded</u>	<u>Cont</u>
<u>Criminal</u>						
Capias	CA	3	4	4	2	2
Civil Violation	CV	2	3	3	3	-
Felony	F	12	40	40	13	27
Misdemeanor	M	59	101	106	29	77
Motion	MO	1	1	1	1	-
Show Cause	SC	1	4	4	1	3
Criminal Total		78	153	158	49	109
<u>Traffic</u>						
Capias	CA	3	5	5	3	2
Felony	F	0	2	2	1	1
Infraction	I	112	83	146	116	30
Misdemeanor	M	20	65	65	30	35
Show Cause	SC	0	5	5	1	4
Traffic Total		135	160	223	151	72
<u>Civil</u>						
Admin License	AL	1	0	1	1	-
Detinue	DT	2	1	2	1	1
Garnishment	GA	15	1	15	14	1
Motion for Judgment	MJ	0	1	1	1	-
Other	OT	1	0	1	1	-
Protective Order	PO	1	0	1	1	-
Prelim Prot Order	PP	8	2	8	6	2
Tenants Assertion	TA	0	1	1	0	1
Unlawful Detainer	UD	15	15	19	12	7
Warrant in Debt	WD	23	28	39	26	13
Civil Total		66	49	88	63	25
Lancaster Totals		279	362	469	263	206



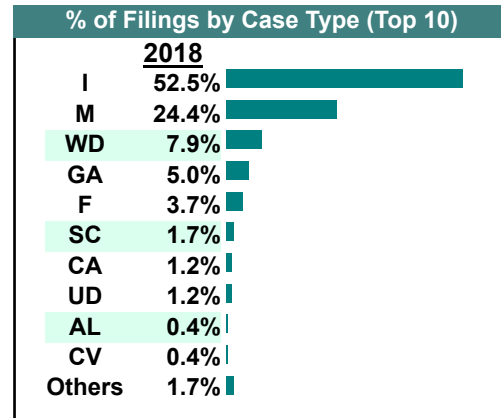
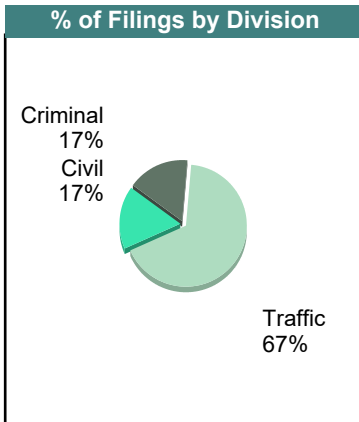
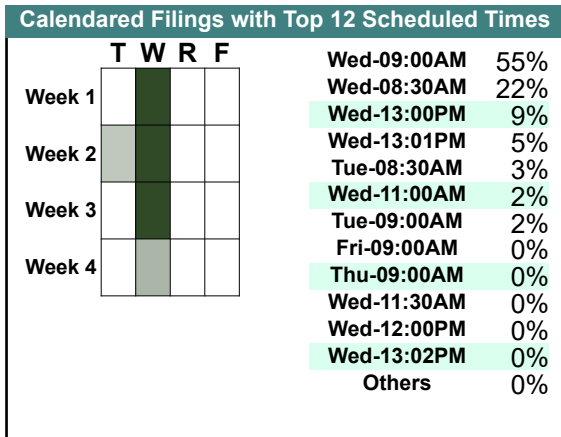
		<u>Filings</u>	<u>Hearings</u>	<u>Transactions</u>	<u>Concluded</u>	<u>Cont</u>
<u>Criminal</u>						
Capias	CA	1	3	3	1	2
Civil Violation	CV	5	5	5	2	3
Felony	F	30	44	44	2	42
Misdemeanor	M	29	42	43	13	30
Show Cause	SC	1	1	1	0	1
Criminal Total		66	95	96	18	78
<u>Traffic</u>						
Capias	CA	3	5	5	2	3
Felony	F	0	1	1	0	1
Infraction	I	67	35	78	67	11
Misdemeanor	M	19	42	42	9	33
Traffic Total		89	83	126	78	48
<u>Civil</u>						
Admin License	AL	1	0	1	1	-
Garnishment	GA	5	0	5	5	-
Motion for Judgment	MJ	1	1	1	0	1
Prelim Prot Order	PP	1	1	1	0	1
Tenants Assertion	TA	0	1	1	0	1
Unlawful Detainer	UD	13	13	14	9	5
Warrant in Debt	WD	7	12	15	12	3
Civil Total		28	28	38	27	11
Lancaster Totals		183	206	260	123	137



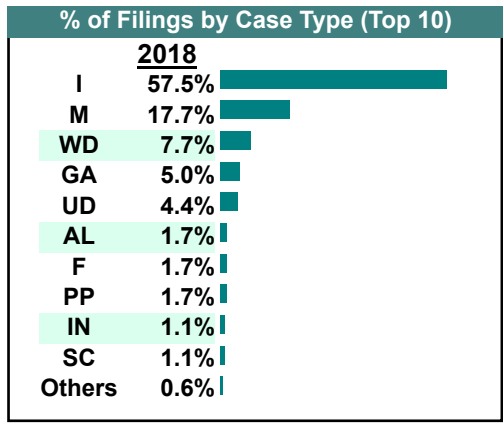
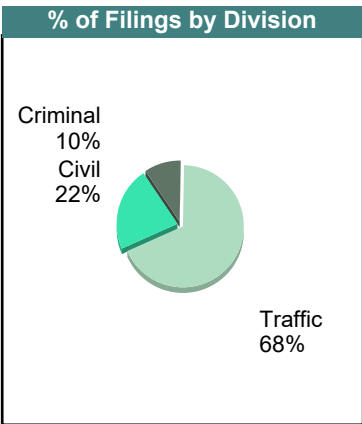
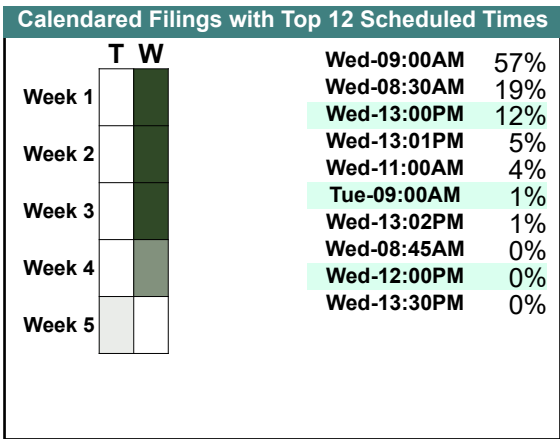
		<u>Filings</u>	<u>Hearings</u>	<u>Transactions</u>	<u>Concluded</u>	<u>Cont</u>
<u>Criminal</u>						
Capias	CA	2	4	4	1	3
Civil Violation	CV	0	2	2	1	1
Felony	F	7	10	10	2	8
Misdemeanor	M	14	47	49	21	28
Show Cause	SC	1	2	2	1	1
Criminal Total		24	65	67	26	41
<u>Traffic</u>						
Capias	CA	1	2	2	1	1
Infraction	I	73	66	94	71	23
Misdemeanor	M	22	46	46	10	36
Show Cause	SC	1	2	2	1	1
Traffic Total		97	116	144	83	61
<u>Civil</u>						
Admin License	AL	1	0	1	1	-
Detinue	DT	0	0	1	1	-
Garnishment	GA	18	0	18	18	-
Interrogatory	IN	1	0	1	1	-
Prelim Prot Order	PP	2	0	2	2	-
Unlawful Detainer	UD	4	4	5	5	-
Warrant in Debt	WD	25	24	32	19	13
Civil Total		51	28	60	47	13
Lancaster Totals		172	209	271	156	115



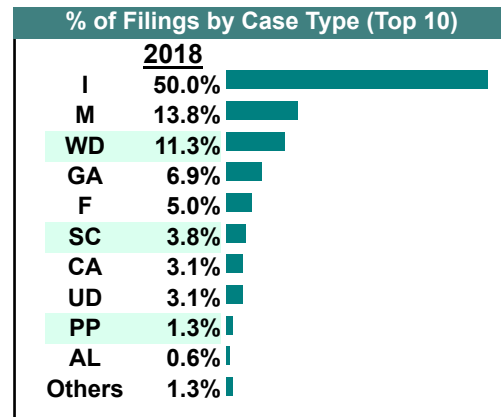
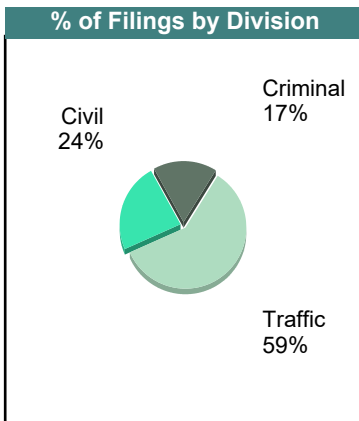
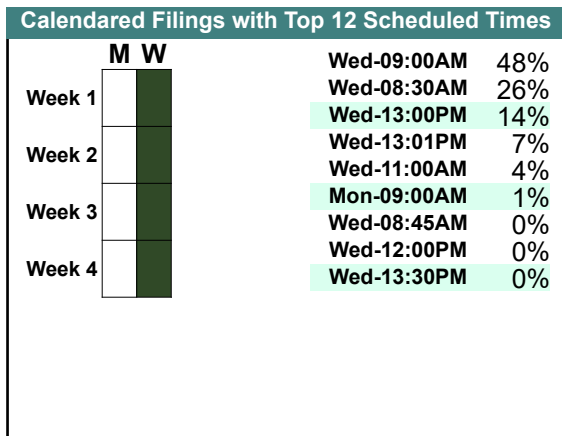
		<u>Filings</u>	<u>Hearings</u>	<u>Transactions</u>	<u>Concluded</u>	<u>Cont</u>
<u>Criminal</u>						
Capias	CA	0	3	3	3	-
Civil Violation	CV	1	3	3	0	3
Felony	F	8	20	20	12	8
Misdemeanor	M	30	53	55	12	43
Show Cause	SC	1	4	4	2	2
Criminal Total		40	83	85	29	56
<u>Traffic</u>						
Capias	CA	3	3	3	1	2
Felony	F	1	2	2	1	1
Infraction	I	127	112	156	131	25
Misdemeanor	M	29	69	69	25	44
Show Cause	SC	2	11	11	9	2
Traffic Total		162	197	241	167	74
<u>Civil</u>						
Admin License	AL	1	0	1	1	-
Detinue	DT	1	1	1	0	1
Garnishment	GA	12	0	12	12	-
Interrogatory	IN	0	0	2	2	-
Protective Order	PO	1	0	1	1	-
Prelim Prot Order	PP	1	0	1	1	-
Show Cause	SC	1	0	1	1	-
Tenants Assertion	TA	1	2	2	0	2
Unlawful Detainer	UD	3	3	3	1	2
Warrant in Debt	WD	19	31	35	24	11
Civil Total		40	37	59	43	16
Lancaster Totals		242	317	385	239	146



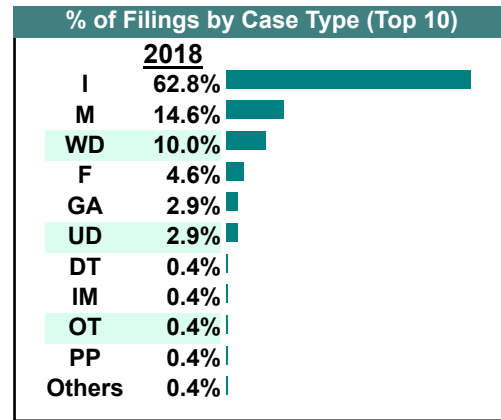
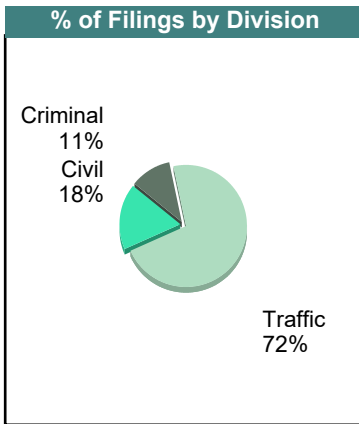
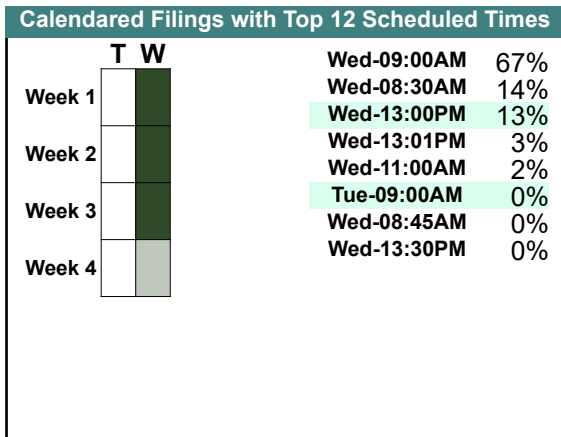
		Filings	Hearings	Transactions	Concluded	Cont
<u>Criminal</u>						
Felony	F	2	5	5	3	2
Misdemeanor	M	16	30	30	16	14
Show Cause	SC	0	2	2	1	1
Criminal Total		18	37	37	20	17
<u>Traffic</u>						
Felony	F	1	1	1	0	1
Infraction	I	104	70	116	99	17
Misdemeanor	M	16	25	25	6	19
Show Cause	SC	2	5	5	0	5
Traffic Total		123	101	147	105	42
<u>Civil</u>						
Admin License	AL	3	0	3	3	-
Detinue	DT	0	1	2	1	1
Garnishment	GA	9	0	11	11	-
Interrogatory	IN	2	2	2	0	2
Other	OT	1	0	1	1	-
Prelim Prot Order	PP	3	0	4	4	-
Unlawful Detainer	UD	8	8	11	10	1
Warrant in Debt	WD	14	30	40	32	8
Civil Total		40	41	74	62	12
Lancaster Totals		181	179	258	187	71



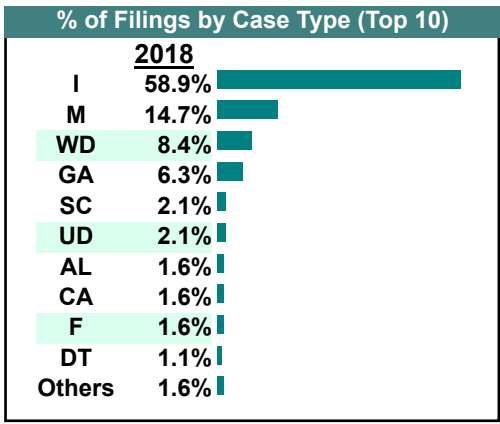
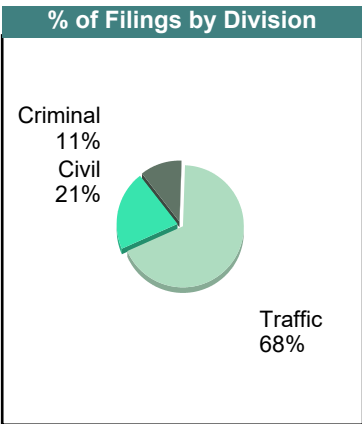
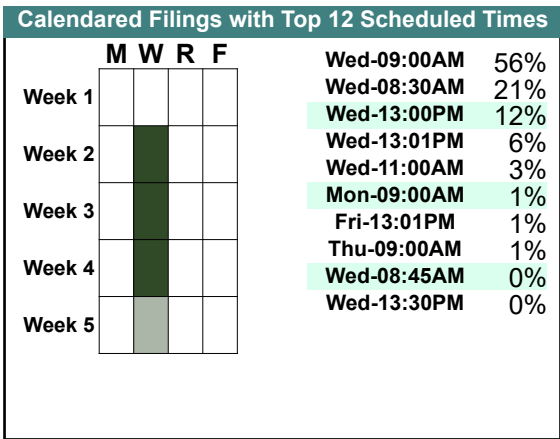
		Filings	Hearings	Transactions	Concluded	Cont
<u>Criminal</u>						
Capias	CA	4	7	7	2	4
Civil Violation	CV	1	2	2	0	2
Felony	F	8	20	20	10	10
Misdemeanor	M	12	32	34	14	20
Show Cause	SC	2	4	4	1	3
Criminal Total		27	65	67	27	39
<u>Traffic</u>						
Capias	CA	1	3	3	3	-
Infraction	I	80	66	99	72	27
Misdemeanor	M	10	28	28	10	18
Show Cause	SC	4	9	9	2	7
Traffic Total		95	106	139	87	52
<u>Civil</u>						
Admin License	AL	1	0	1	1	-
Detinue	DT	0	2	2	2	-
Garnishment	GA	11	2	11	9	2
Impoundment	IM	1	0	1	1	-
Prelim Prot Order	PP	2	0	2	2	-
Unlawful Detainer	UD	5	8	12	10	2
Warrant in Debt	WD	18	23	29	19	10
Civil Total		38	35	58	44	14
Lancaster Totals		160	206	264	158	105



		<u>Filings</u>	<u>Hearings</u>	<u>Transactions</u>	<u>Concluded</u>	<u>Cont</u>
<u>Criminal</u>						
Capias	CA	0	4	4	1	3
Felony	F	11	17	17	5	12
Misdemeanor	M	15	34	35	16	19
Show Cause	SC	0	1	1	1	-
Criminal Total		26	56	57	23	34
<u>Traffic</u>						
Capias	CA	0	4	4	2	2
Infraction	I	150	102	169	147	22
Misdemeanor	M	20	38	38	20	18
Show Cause	SC	1	6	6	0	6
Traffic Total		171	150	217	169	48
<u>Civil</u>						
Detinue	DT	1	2	3	1	2
Garnishment	GA	7	0	8	8	-
Impoundment	IM	1	0	1	1	-
Other	OT	1	0	1	1	-
Prelim Prot Order	PP	1	1	2	1	1
Unlawful Detainer	UD	7	8	11	4	7
Warrant in Debt	WD	24	31	36	7	29
Civil Total		42	42	62	23	39
Lancaster Totals		239	248	336	215	121



		<u>Filings</u>	<u>Hearings</u>	<u>Transactions</u>	<u>Concluded</u>	<u>Cont</u>
<u>Criminal</u>						
Capias	CA	2	6	6	2	4
Felony	F	3	12	12	6	6
Misdemeanor	M	16	52	53	25	28
Show Cause	SC	0	3	3	1	2
Criminal Total		21	73	74	34	40
<u>Traffic</u>						
Capias	CA	1	2	2	1	1
Infraction	I	112	75	129	110	19
Misdemeanor	M	12	37	37	18	19
Show Cause	SC	4	7	7	0	7
Traffic Total		129	121	175	129	46
<u>Civil</u>						
Admin License	AL	3	0	3	3	-
Detinue	DT	2	2	2	1	1
Garnishment	GA	12	1	15	14	1
Protective Order	PO	1	0	1	1	-
Prelim Prot Order	PP	2	0	2	2	-
Unlawful Detainer	UD	4	10	13	9	4
Warrant in Debt	WD	16	18	22	17	5
Civil Total		40	31	58	47	11
Lancaster Totals		190	225	307	210	97



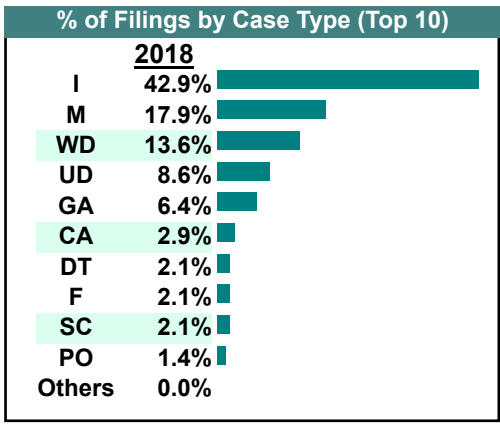
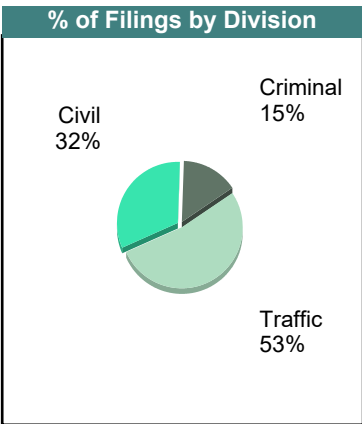
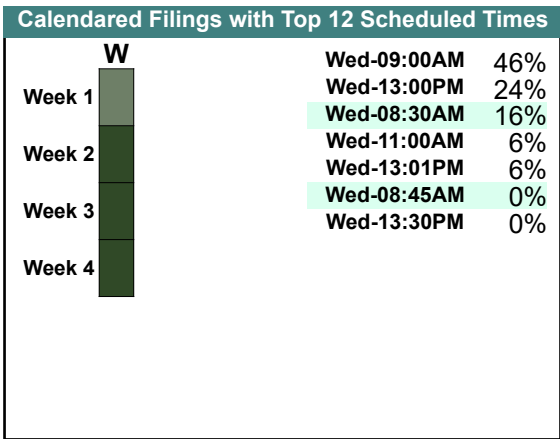
CASELOAD STATISTICS OF THE GENERAL DISTRICT COURTS

January 2018

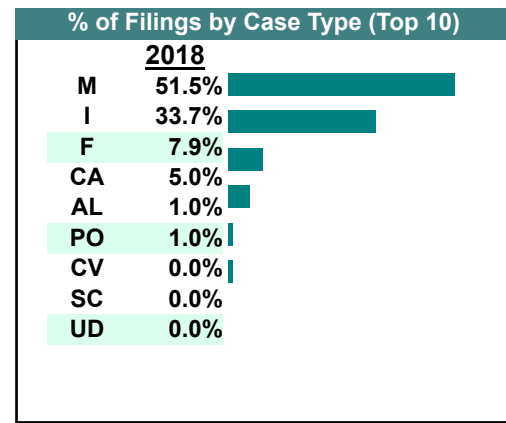
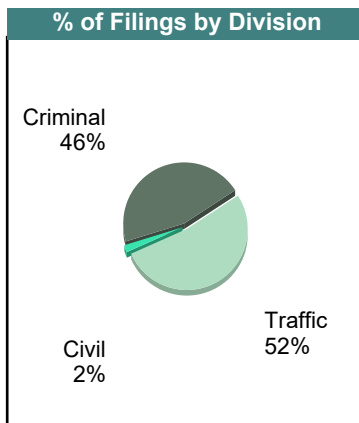
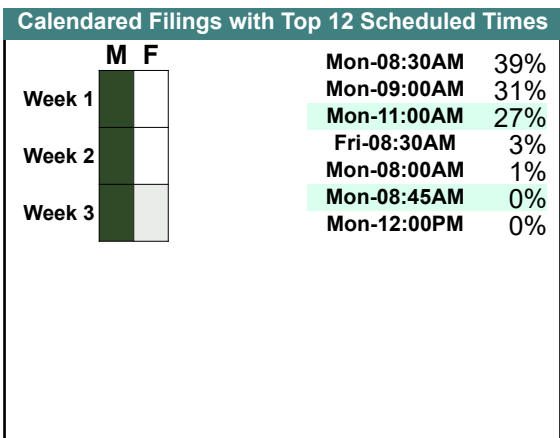
Lancaster

District: 15

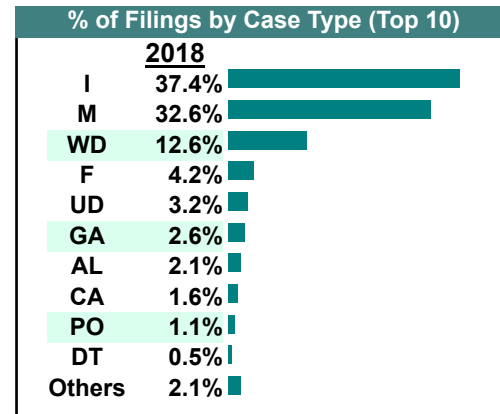
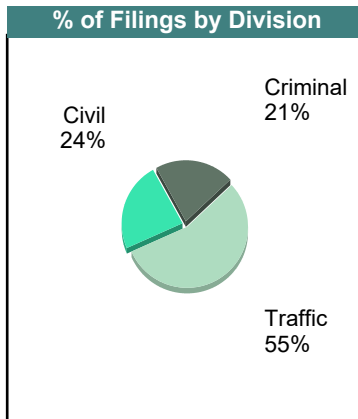
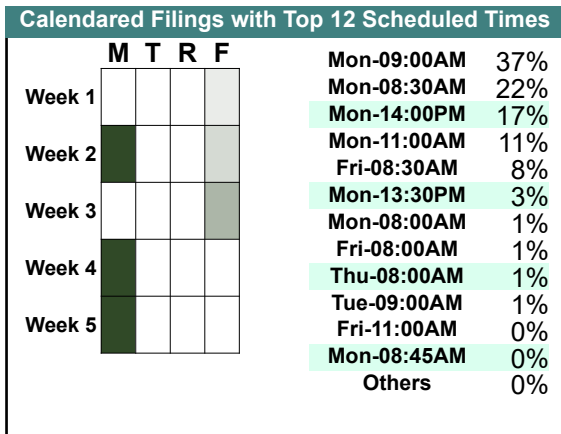
		Filings	Hearings	Transactions	Concluded	Cont
<u>Criminal</u>						
Capias	CA	1	2	2	0	2
Felony	F	3	6	6	1	5
Misdemeanor	M	15	52	54	22	32
Show Cause	SC	2	3	3	0	3
Criminal Total		21	63	65	23	42
<u>Traffic</u>						
Capias	CA	3	8	8	2	6
Civil Violation	CV	0	1	1	1	-
Infraction	I	60	45	73	64	9
Misdemeanor	M	10	29	29	14	15
Show Cause	SC	1	4	4	2	2
Traffic Total		74	87	115	83	32
<u>Civil</u>						
Detinue	DT	3	3	3	1	2
Garnishment	GA	9	3	9	6	3
Protective Order	PO	2	0	2	2	-
Prelim Prot Order	PP	0	1	2	1	1
Unlawful Detainer	UD	12	10	15	10	5
Warrant in Debt	WD	19	28	30	15	15
Civil Total		45	45	61	35	26
Lancaster Totals		140	195	241	141	100



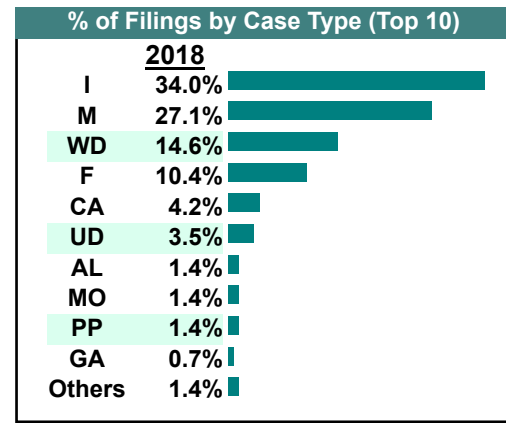
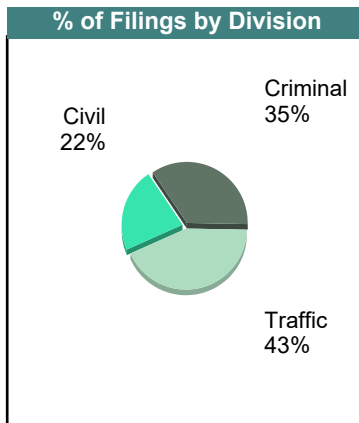
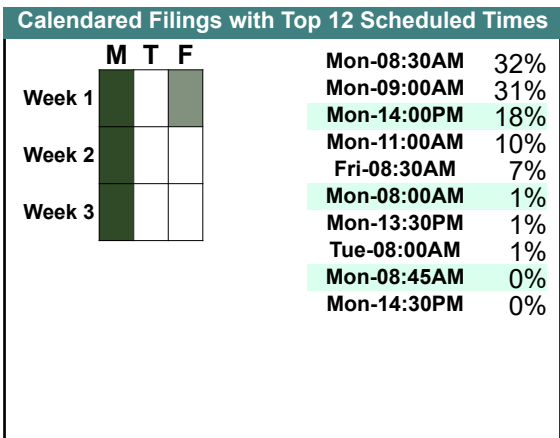
		<u>Filings</u>	<u>Hearings</u>	<u>Transactions</u>	<u>Concluded</u>	<u>Cont</u>
<u>Criminal</u>						
Capias	CA	3	9	9	5	4
Civil Violation	CV	0	4	4	2	2
Felony	F	8	24	24	7	17
Misdemeanor	M	35	89	89	58	31
Show Cause	SC	0	4	4	2	2
Criminal Total		46	130	130	74	56
<u>Traffic</u>						
Capias	CA	2	2	2	0	2
Felony	F	0	2	2	2	-
Infraction	I	34	44	55	34	21
Misdemeanor	M	17	53	53	11	42
Show Cause	SC	0	1	1	0	1
Traffic Total		53	102	113	47	66
<u>Civil</u>						
Admin License	AL	1	0	1	1	-
Protective Order	PO	1	0	1	1	-
Unlawful Detainer	UD	0	1	1	1	-
Civil Total		2	1	3	3	0
Northumberland Totals		101	233	246	124	122



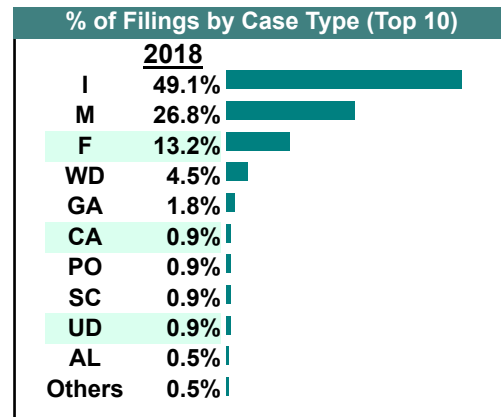
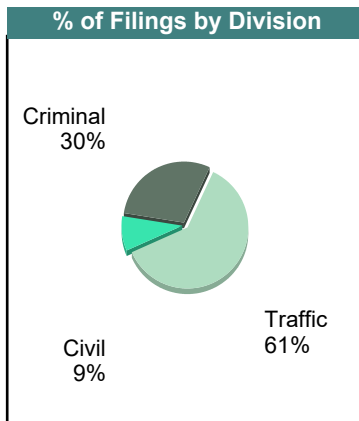
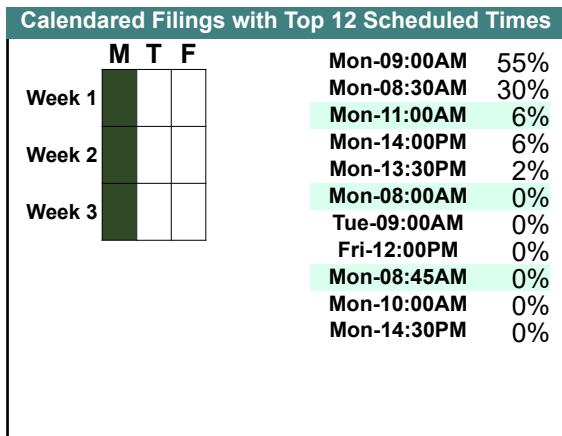
		<u>Filings</u>	<u>Hearings</u>	<u>Transactions</u>	<u>Concluded</u>	<u>Cont</u>
<u>Criminal</u>						
Capias	CA	1	5	5	3	2
Civil Violation	CV	0	2	2	2	-
Felony	F	8	36	36	12	24
Misdemeanor	M	30	83	83	52	31
Show Cause	SC	1	4	4	1	3
Criminal Total		40	130	130	70	60
<u>Traffic</u>						
Capias	CA	2	2	2	0	2
Felony	F	0	3	3	1	2
Infraction	I	71	68	100	73	27
Misdemeanor	M	32	59	59	16	43
Traffic Total		105	132	164	90	74
<u>Civil</u>						
Admin License	AL	4	0	4	4	-
Detinue	DT	1	1	1	0	1
Garnishment	GA	5	0	5	5	-
Impoundment	IM	1	0	1	1	-
Motion for Judgment	MJ	1	1	1	0	1
Other	OT	1	0	2	2	-
Protective Order	PO	2	0	3	3	-
Tenants Assertion	TA	0	0	1	1	-
Unlawful Detainer	UD	6	9	9	6	3
Warrant in Debt	WD	24	23	33	25	8
Civil Total		45	34	60	47	13
Northumberland Totals		190	296	354	207	147



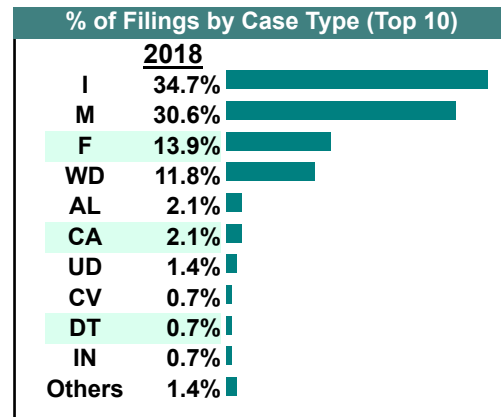
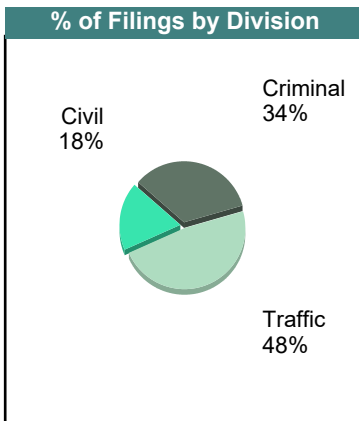
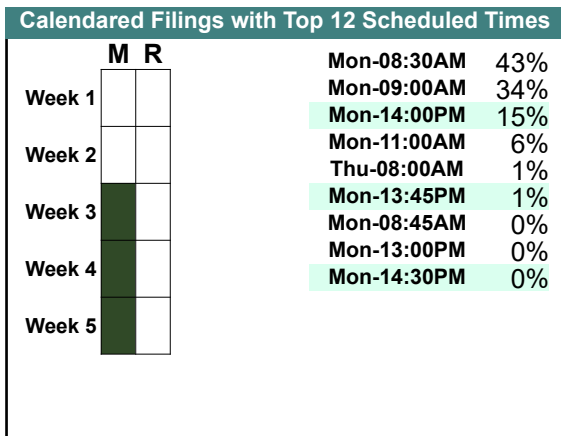
		<u>Filings</u>	<u>Hearings</u>	<u>Transactions</u>	<u>Concluded</u>	<u>Cont</u>
<u>Criminal</u>						
Capias	CA	6	12	12	4	8
Civil Violation	CV	0	3	3	1	2
Felony	F	14	47	47	25	22
Misdemeanor	M	28	86	87	30	57
Motion	MO	2	2	2	2	-
Show Cause	SC	0	1	1	0	1
Criminal Total		50	151	152	62	90
<u>Traffic</u>						
Felony	F	1	3	3	0	3
Infraction	I	49	55	67	46	21
Misdemeanor	M	11	25	25	11	14
Restricted O/L	RL	1	1	1	1	-
Show Cause	SC	0	2	2	1	1
Traffic Total		62	86	98	59	39
<u>Civil</u>						
Admin License	AL	2	0	2	2	-
Garnishment	GA	1	0	1	1	-
Motion for Judgment	MJ	0	0	1	1	-
Other	OT	1	1	1	0	1
Prelim Prot Order	PP	2	0	2	2	-
Unlawful Detainer	UD	5	5	6	4	2
Warrant in Debt	WD	21	20	34	27	7
Civil Total		32	26	47	37	10
Northumberland Totals		144	263	297	158	139



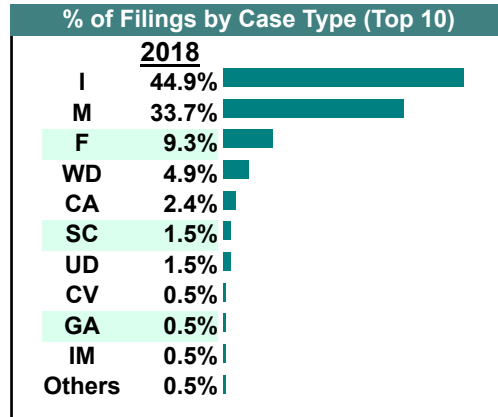
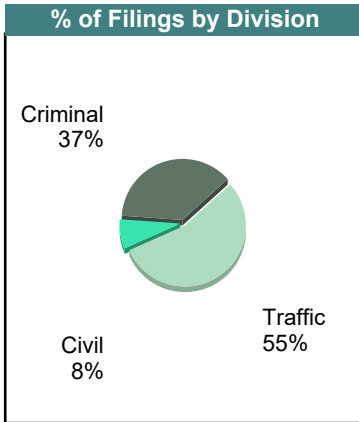
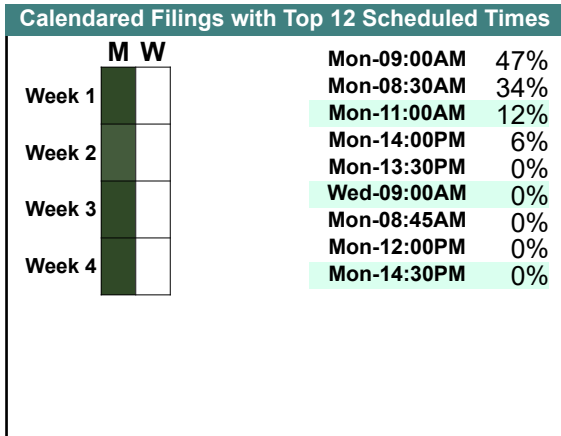
		<u>Filings</u>	<u>Hearings</u>	<u>Transactions</u>	<u>Concluded</u>	<u>Cont</u>
<u>Criminal</u>						
Capias	CA	2	5	5	3	2
Civil Violation	CV	0	1	1	0	1
Felony	F	29	44	44	20	24
Misdemeanor	M	33	67	68	33	35
Show Cause	SC	1	1	1	0	1
Criminal Total		65	118	119	56	63
<u>Traffic</u>						
Capias	CA	0	2	2	2	-
Felony	F	0	1	1	1	-
Infraction	I	108	106	143	122	21
Misdemeanor	M	26	63	63	39	24
Show Cause	SC	1	1	1	0	1
Traffic Total		135	173	210	164	46
<u>Civil</u>						
Admin License	AL	1	0	1	1	-
Garnishment	GA	4	0	4	4	-
Motion for Judgment	MJ	1	0	1	1	-
Protective Order	PO	2	0	2	2	-
Unlawful Detainer	UD	2	3	3	3	-
Warrant in Debt	WD	10	15	18	11	7
Civil Total		20	18	29	22	7
Northumberland Totals		220	309	358	242	116



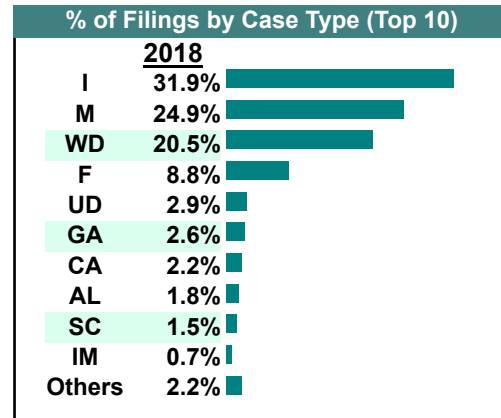
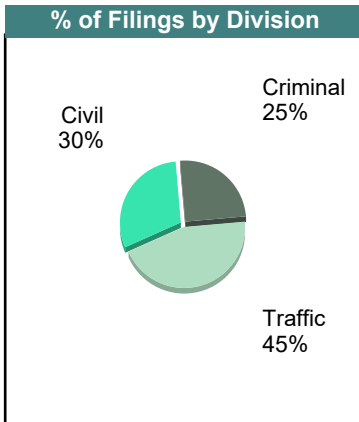
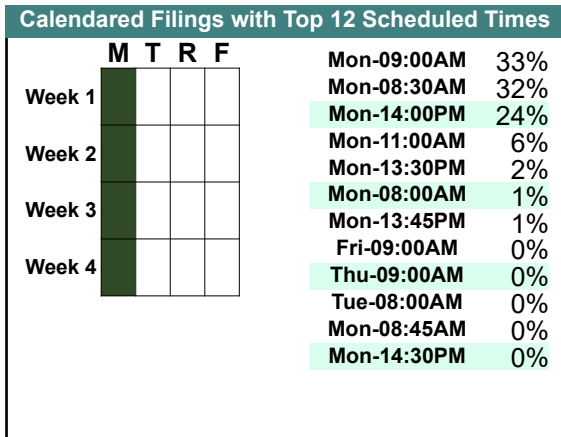
		Filings	Hearings	Transactions	Concluded	Cont
<u>Criminal</u>						
Capias	CA	2	5	5	2	3
Civil Violation	CV	1	2	2	0	2
Felony	F	19	30	30	14	16
Misdemeanor	M	27	46	48	13	35
Show Cause	SC	0	1	1	0	1
Criminal Total		49	84	86	29	57
<u>Traffic</u>						
Capias	CA	1	1	1	1	-
Felony	F	1	2	2	0	2
Infraction	I	50	42	62	48	14
Misdemeanor	M	17	31	31	11	20
Traffic Total		69	76	96	60	36
<u>Civil</u>						
Admin License	AL	3	0	3	3	-
Detinue	DT	1	1	1	1	-
Interrogatory	IN	1	0	1	1	-
Motion for Judgment	MJ	1	0	1	1	-
Tenants Assertion	TA	1	1	1	0	1
Unlawful Detainer	UD	2	5	5	3	2
Warrant in Debt	WD	17	20	24	12	12
Civil Total		26	27	36	21	15
Northumberland Totals		144	187	218	110	108



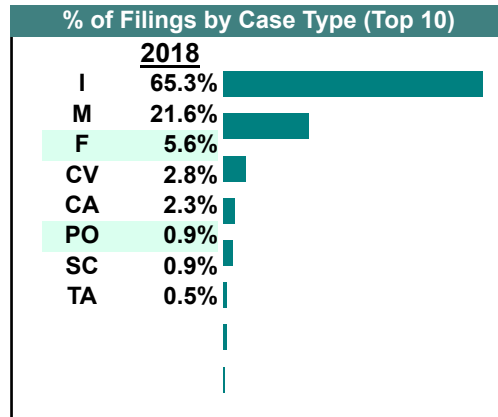
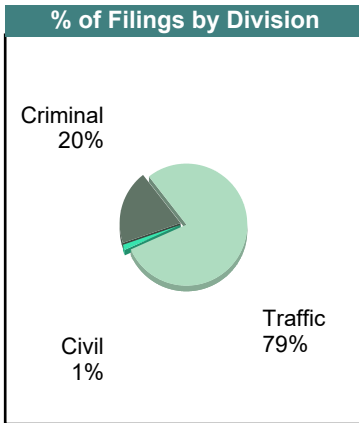
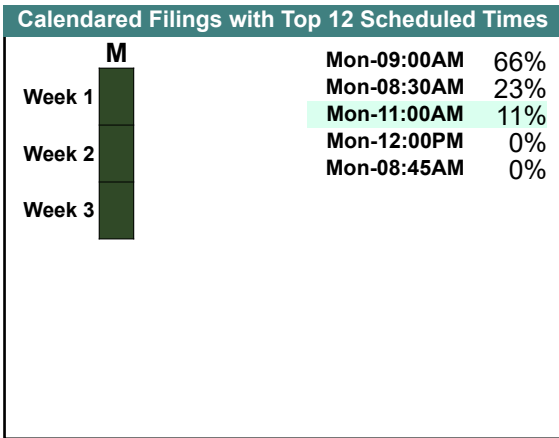
		<u>Filings</u>	<u>Hearings</u>	<u>Transactions</u>	<u>Concluded</u>	<u>Cont</u>
<u>Criminal</u>						
Capias	CA	4	8	8	4	4
Civil Violation	CV	1	2	2	0	2
Felony	F	18	44	44	21	23
Misdemeanor	M	50	87	91	37	54
Show Cause	SC	3	4	4	1	3
Criminal Total		76	145	149	63	86
<u>Traffic</u>						
Capias	CA	1	1	1	1	-
Felony	F	1	4	4	3	1
Infraction	I	92	96	129	97	32
Misdemeanor	M	19	50	50	26	24
Traffic Total		113	151	184	127	57
<u>Civil</u>						
Garnishment	GA	1	0	1	1	-
Impoundment	IM	1	0	1	1	-
Motion for Judgment	MJ	1	2	2	1	1
Unlawful Detainer	UD	3	7	8	6	2
Warrant in Debt	WD	10	14	24	18	6
Civil Total		16	23	36	27	9
Northumberland Totals		205	319	369	217	152



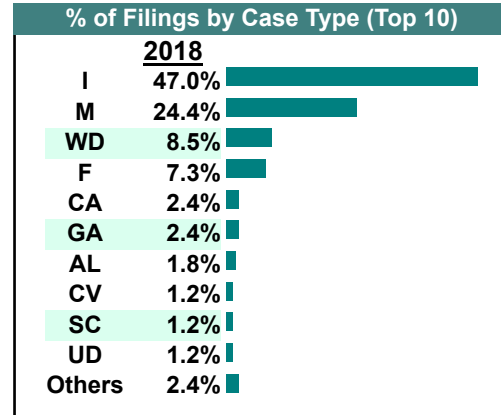
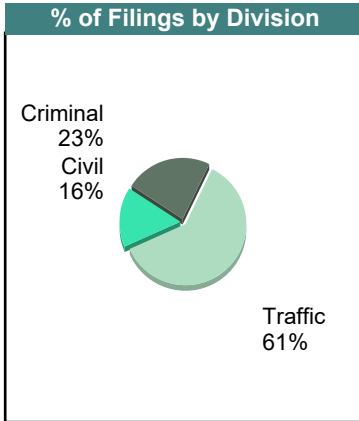
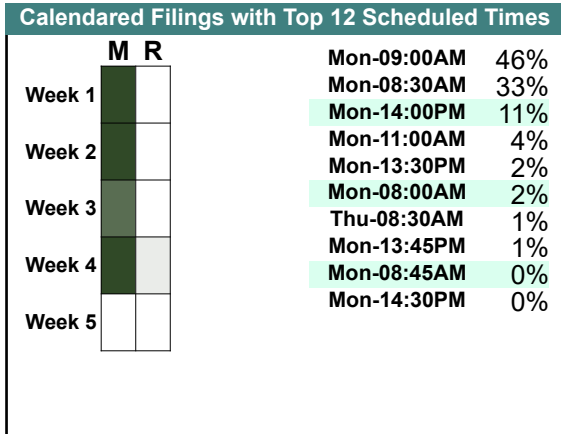
		<u>Filings</u>	<u>Hearings</u>	<u>Transactions</u>	<u>Concluded</u>	<u>Cont</u>
<u>Criminal</u>						
Capias	CA	6	12	12	7	5
Civil Violation	CV	1	9	9	5	4
Felony	F	23	37	37	16	21
Misdemeanor	M	36	84	85	42	43
Show Cause	SC	2	8	8	5	3
Criminal Total		68	150	151	75	76
<u>Traffic</u>						
Capias	CA	0	2	2	1	1
Felony	F	1	7	7	4	3
Infraction	I	87	108	137	96	41
Misdemeanor	M	32	76	76	38	38
Restricted O/L	RL	1	1	1	1	-
Show Cause	SC	1	1	1	0	1
Traffic Total		122	195	224	140	84
<u>Civil</u>						
Admin License	AL	5	0	5	5	-
Garnishment	GA	7	0	7	7	-
Impoundment	IM	2	0	2	2	-
Interrogatory	IN	1	0	2	2	-
Motion for Judgment	MJ	1	0	1	1	-
Protective Order	PO	2	0	2	2	-
Show Cause	SC	1	0	1	1	-
Unlawful Detainer	UD	8	6	8	2	6
Warrant in Debt	WD	56	53	69	45	24
Civil Total		83	59	97	67	30
Northumberland Totals		273	404	472	282	190



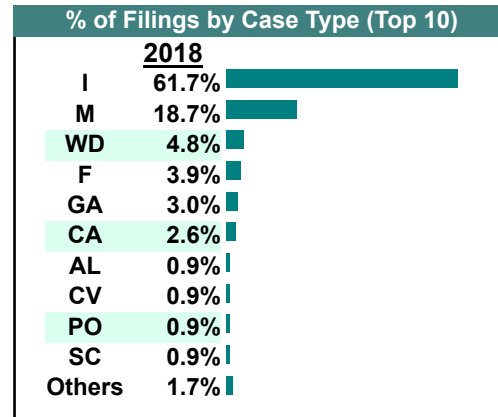
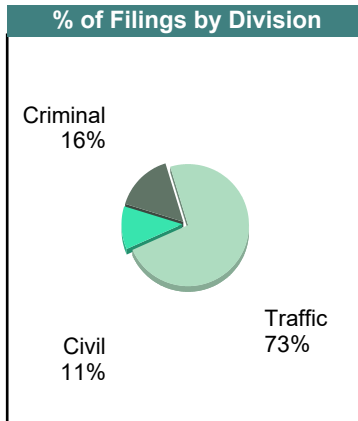
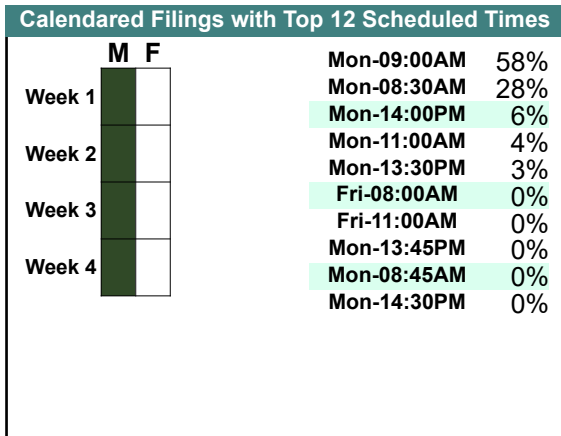
		Filings	Hearings	Transactions	Concluded	Cont
<u>Criminal</u>						
Capias	CA	4	6	6	4	2
Civil Violation	CV	6	7	7	5	2
Felony	F	11	16	16	5	11
Misdemeanor	M	19	43	45	17	28
Show Cause	SC	2	6	6	4	2
Criminal Total		42	78	80	35	45
<u>Traffic</u>						
Capias	CA	1	2	2	0	2
Felony	F	1	3	3	1	2
Infraction	I	139	102	170	142	28
Misdemeanor	M	27	50	50	25	25
Traffic Total		168	157	225	168	57
<u>Civil</u>						
Protective Order	PO	2	0	2	2	-
Tenants Assertion	TA	1	2	2	1	1
Civil Total		3	2	4	3	1
Northumberland Totals		213	237	309	206	103



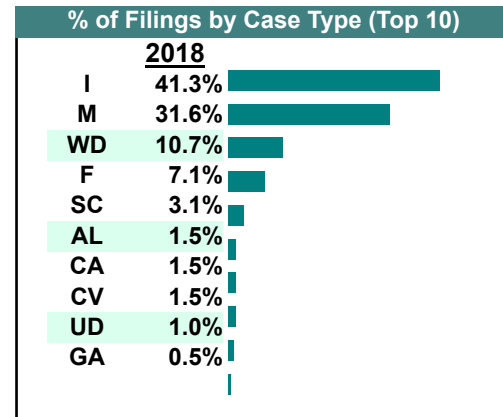
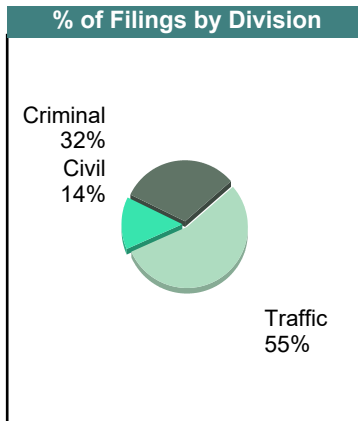
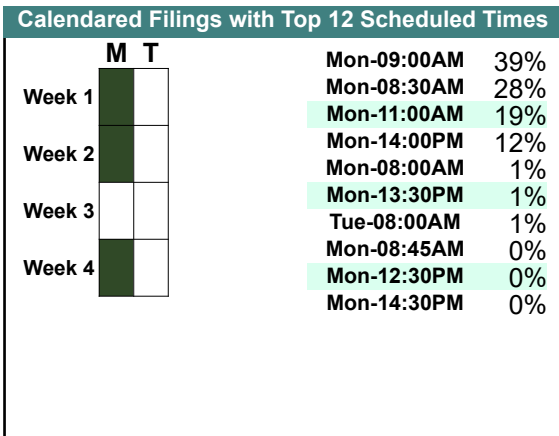
		<u>Filings</u>	<u>Hearings</u>	<u>Transactions</u>	<u>Concluded</u>	<u>Cont</u>
<u>Criminal</u>						
Capias	CA	3	4	4	2	2
Civil Violation	CV	2	11	11	4	7
Felony	F	10	25	25	9	16
Misdemeanor	M	20	54	54	16	38
Motion	MO	1	1	1	1	-
Show Cause	SC	2	5	5	1	4
Criminal Total		38	100	100	33	67
<u>Traffic</u>						
Capias	CA	1	4	4	4	-
Felony	F	2	5	5	0	5
Infraction	I	77	72	110	69	41
Misdemeanor	M	20	53	53	20	33
Traffic Total		100	134	172	93	79
<u>Civil</u>						
Admin License	AL	3	0	3	3	-
Detinue	DT	1	1	1	1	-
Garnishment	GA	4	0	4	4	-
Interrogatory	IN	1	1	2	1	1
Motion for Judgment	MJ	1	1	1	0	1
Unlawful Detainer	UD	2	3	5	5	-
Warrant in Debt	WD	14	25	30	22	8
Civil Total		26	31	46	36	10
Northumberland Totals		164	265	318	162	156



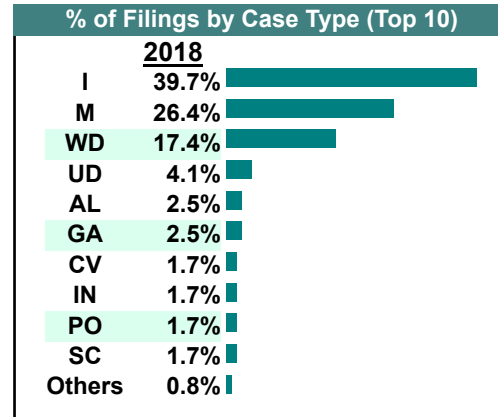
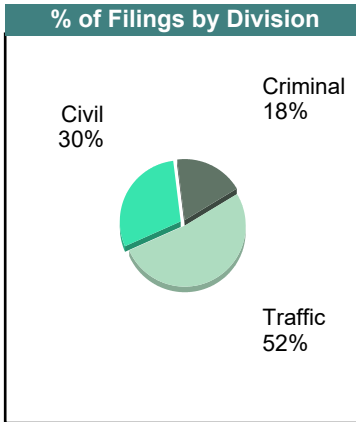
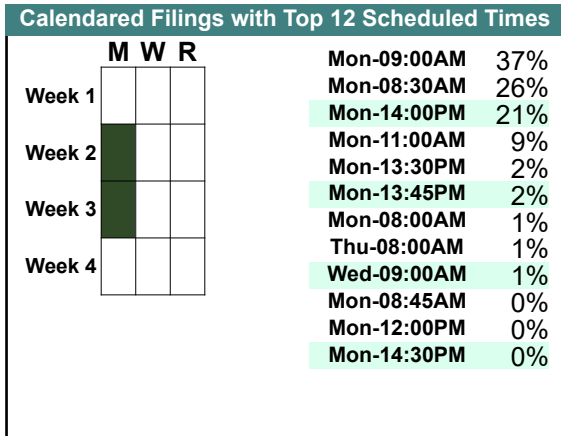
		<u>Filings</u>	<u>Hearings</u>	<u>Transactions</u>	<u>Concluded</u>	<u>Cont</u>
<u>Criminal</u>						
Capias	CA	4	9	9	8	1
Civil Violation	CV	2	3	3	0	3
Felony	F	7	19	19	8	11
Misdemeanor	M	22	63	64	30	34
Show Cause	SC	1	7	7	3	4
Criminal Total		36	101	102	49	53
<u>Traffic</u>						
Capias	CA	2	3	3	1	2
Felony	F	2	3	3	1	2
Infraction	I	142	124	183	139	44
Misdemeanor	M	21	63	63	23	40
Show Cause	SC	1	1	1	1	-
Traffic Total		168	194	253	165	88
<u>Civil</u>						
Admin License	AL	2	0	2	2	-
Garnishment	GA	7	0	7	7	-
Impoundment	IM	1	0	1	1	-
Interrogatory	IN	1	1	2	1	1
Protective Order	PO	2	0	2	2	-
Unlawful Detainer	UD	2	1	2	1	1
Warrant in Debt	WD	11	12	18	12	6
Civil Total		26	14	34	26	8
Northumberland Totals		230	309	389	240	149



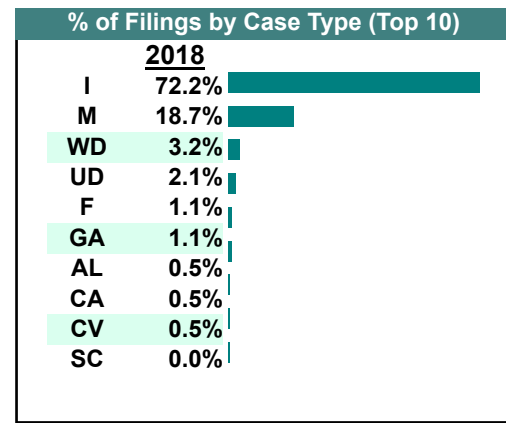
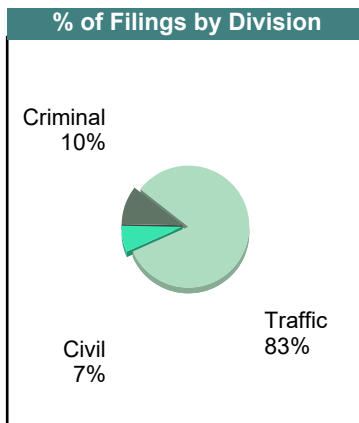
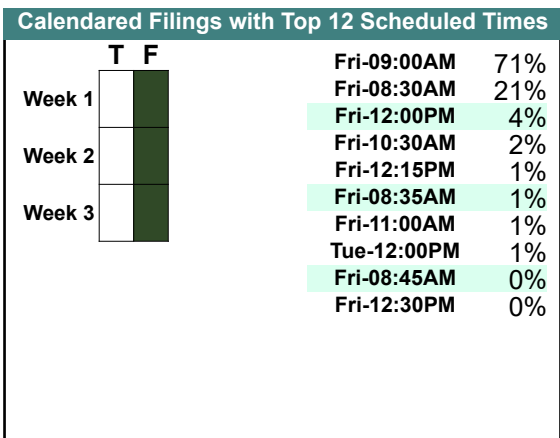
		Filings	Hearings	Transactions	Concluded	Cont
<u>Criminal</u>						
Capias	CA	1	7	7	1	6
Civil Violation	CV	3	7	7	2	5
Felony	F	12	29	29	13	16
Misdemeanor	M	40	65	69	31	38
Show Cause	SC	6	9	9	3	6
Criminal Total		62	117	121	50	71
<u>Traffic</u>						
Capias	CA	2	5	5	2	3
Felony	F	2	4	4	1	3
Infraction	I	81	64	107	69	38
Misdemeanor	M	22	52	52	14	38
Traffic Total		107	125	168	86	82
<u>Civil</u>						
Admin License	AL	3	0	3	3	-
Garnishment	GA	1	0	2	2	-
Unlawful Detainer	UD	2	5	5	3	2
Warrant in Debt	WD	21	22	26	14	12
Civil Total		27	27	36	22	14
Northumberland Totals		196	269	325	158	167



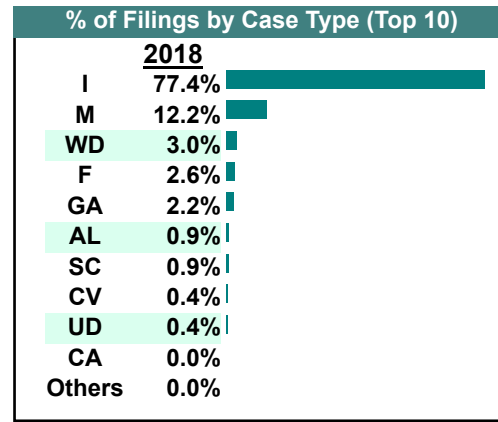
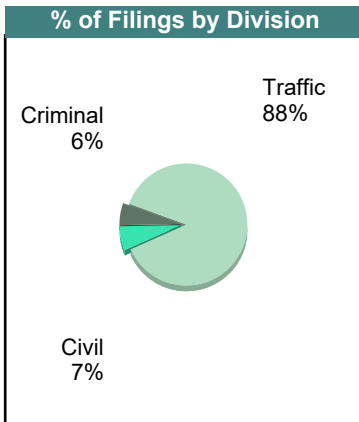
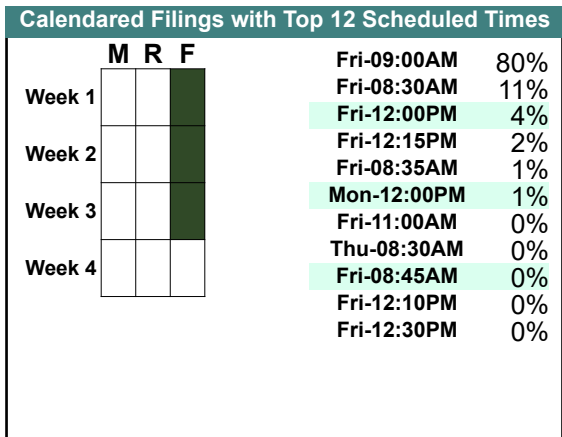
		<u>Filings</u>	<u>Hearings</u>	<u>Transactions</u>	<u>Concluded</u>	<u>Cont</u>
<u>Criminal</u>						
Capias	CA	1	4	4	0	4
Civil Violation	CV	2	2	2	0	2
Felony	F	0	6	6	1	5
Misdemeanor	M	17	41	41	13	28
Show Cause	SC	2	7	7	2	5
Criminal Total		22	60	60	16	44
<u>Traffic</u>						
Felony	F	0	1	1	0	1
Infraction	I	48	45	61	47	14
Misdemeanor	M	15	28	28	8	20
Traffic Total		63	74	90	55	35
<u>Civil</u>						
Admin License	AL	3	0	3	3	-
Garnishment	GA	3	1	4	3	1
Interrogatory	IN	2	1	2	1	1
Protective Order	PO	2	0	2	2	-
Unlawful Detainer	UD	5	5	5	2	3
Warrant in Debt	WD	21	26	34	24	10
Civil Total		36	33	50	35	15
Northumberland Totals		121	167	200	106	94



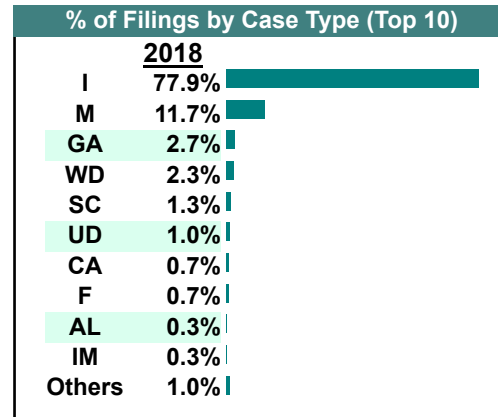
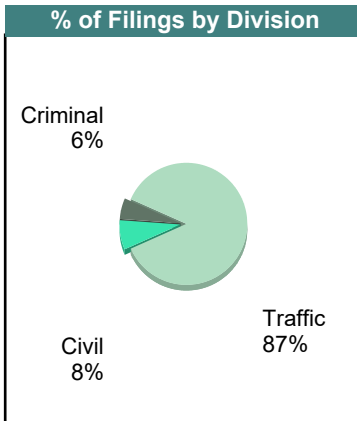
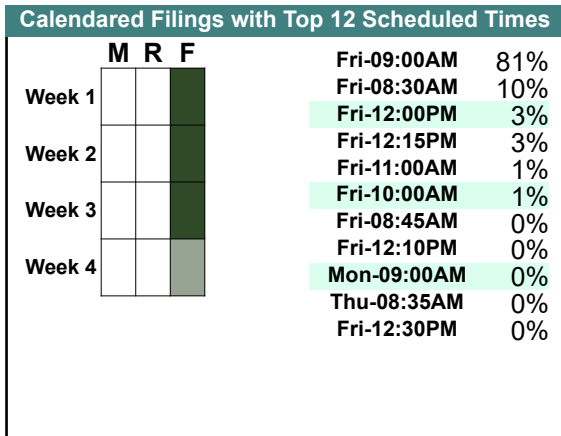
		<u>Filings</u>	<u>Hearings</u>	<u>Transactions</u>	<u>Concluded</u>	<u>Cont</u>
<u>Criminal</u>						
Capias	CA	1	5	5	3	2
Felony	F	1	5	5	2	3
Misdemeanor	M	17	41	41	16	25
Show Cause	SC	0	4	4	1	3
Criminal Total		19	55	55	22	33
<u>Traffic</u>						
Civil Violation	CV	1	2	2	0	2
Felony	F	1	4	4	0	4
Infraction	I	135	103	162	135	27
Misdemeanor	M	18	50	51	26	25
Show Cause	SC	0	2	2	0	2
Traffic Total		155	161	221	161	60
<u>Civil</u>						
Admin License	AL	1	0	1	1	-
Garnishment	GA	2	0	2	2	-
Unlawful Detainer	UD	4	5	5	2	3
Warrant in Debt	WD	6	6	9	7	2
Civil Total		13	11	17	12	5
Richmond County Totals		187	227	293	195	98



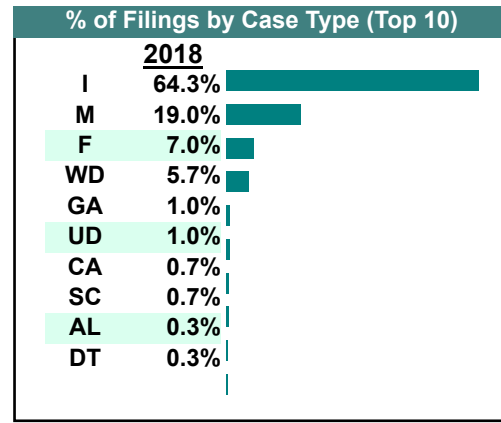
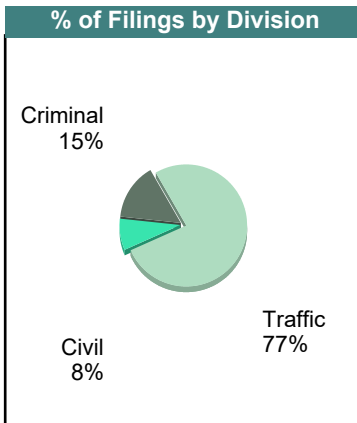
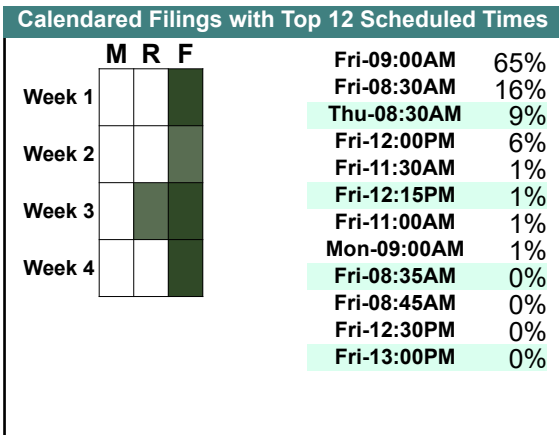
		Filings	Hearings	Transactions	Concluded	Cont
<u>Criminal</u>						
Capias	CA	0	3	3	0	3
Felony	F	5	21	21	8	13
Misdemeanor	M	6	39	39	16	23
Show Cause	SC	2	6	6	1	5
Criminal Total		13	69	69	25	44
<u>Traffic</u>						
Civil Violation	CV	1	1	1	0	1
Felony	F	1	5	5	2	3
Infraction	I	178	119	208	185	23
Misdemeanor	M	22	64	69	30	39
Show Cause	SC	0	1	1	1	-
Traffic Total		202	190	284	218	66
<u>Civil</u>						
Admin License	AL	2	0	2	2	-
Detinue	DT	0	0	1	1	-
Garnishment	GA	5	0	5	5	-
Interrogatory	IN	0	0	1	1	-
Unlawful Detainer	UD	1	3	3	3	-
Warrant in Debt	WD	7	12	13	12	1
Civil Total		15	15	25	24	1
Richmond County Totals		230	274	378	267	111



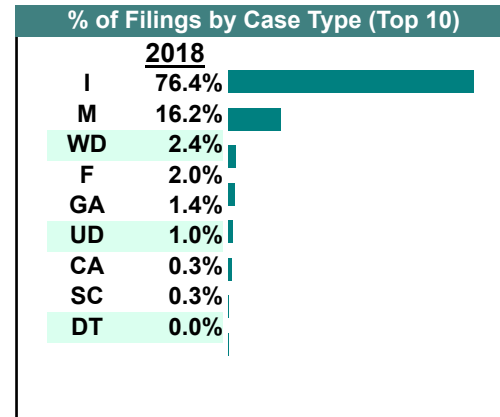
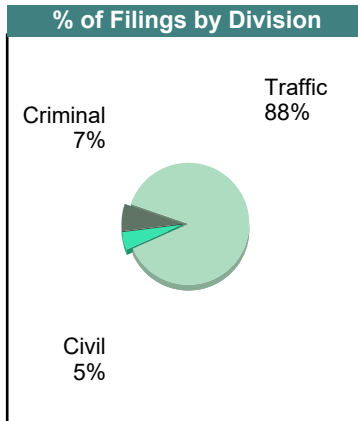
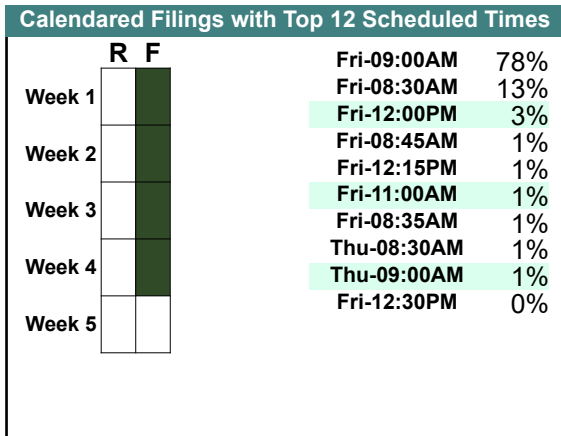
		<u>Filings</u>	<u>Hearings</u>	<u>Transactions</u>	<u>Concluded</u>	<u>Cont</u>
<u>Criminal</u>						
Capias	CA	2	3	3	1	2
Felony	F	2	6	6	5	1
Misdemeanor	M	11	32	33	15	18
Show Cause	SC	2	4	4	2	2
Criminal Total		17	45	46	23	23
<u>Traffic</u>						
Felony	F	0	2	2	0	2
Infraction	I	232	117	252	229	23
Misdemeanor	M	24	53	57	26	31
Show Cause	SC	2	3	3	0	3
Traffic Total		258	175	314	255	59
<u>Civil</u>						
Admin License	AL	1	0	1	1	-
Detinue	DT	0	1	1	0	1
Garnishment	GA	8	0	8	8	-
Impoundment	IM	1	0	1	1	-
Interrogatory	IN	1	1	1	0	1
Overweight	OC	1	0	1	1	-
Other	OT	1	0	1	1	-
Unlawful Detainer	UD	3	5	6	4	2
Warrant in Debt	WD	7	5	12	11	1
Civil Total		23	12	32	27	5
Richmond County Totals		298	232	392	305	87



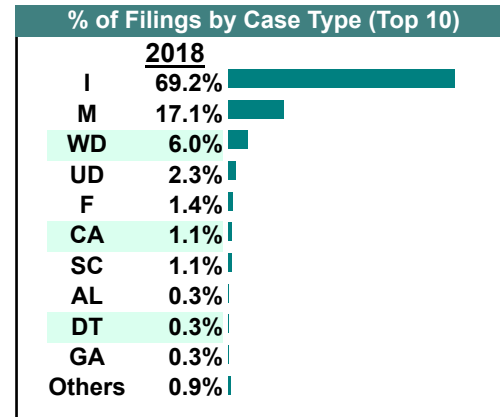
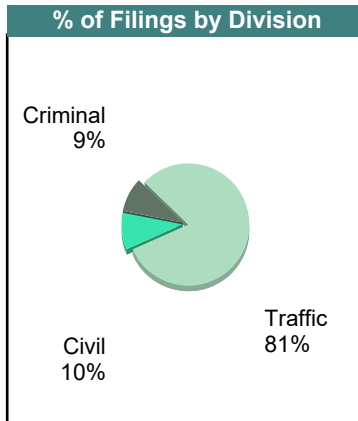
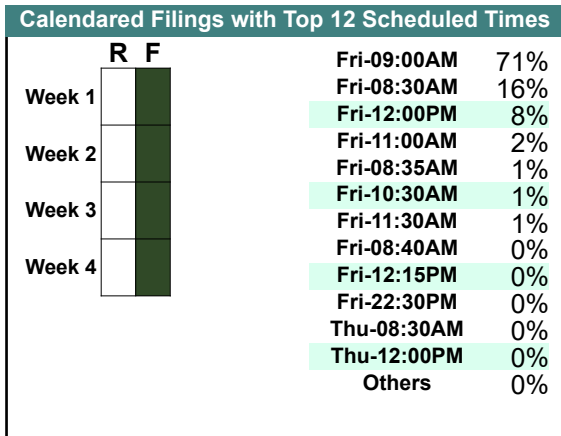
		Filings	Hearings	Transactions	Concluded	Cont
<u>Criminal</u>						
Capias	CA	2	3	3	0	3
Felony	F	19	23	23	5	18
Misdemeanor	M	22	49	49	14	35
Show Cause	SC	2	7	7	0	7
Criminal Total		45	82	82	19	63
<u>Traffic</u>						
Felony	F	2	2	2	0	2
Infraction	I	193	120	219	196	23
Misdemeanor	M	35	56	64	22	42
Traffic Total		230	178	285	218	67
<u>Civil</u>						
Admin License	AL	1	0	1	1	-
Detinue	DT	1	1	1	0	1
Garnishment	GA	3	0	3	3	-
Unlawful Detainer	UD	3	6	6	1	5
Warrant in Debt	WD	17	18	23	16	7
Civil Total		25	25	34	21	13
Richmond County Totals		300	285	401	258	143



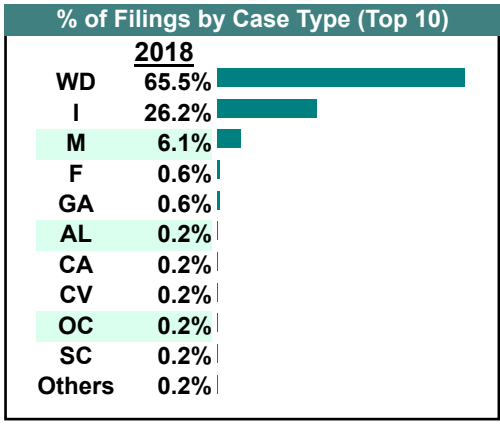
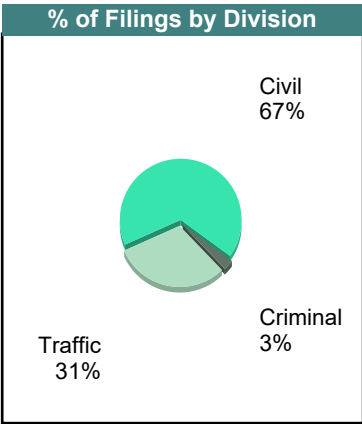
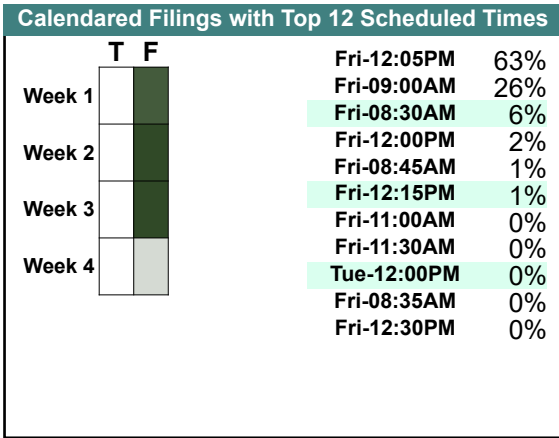
		<u>Filings</u>	<u>Hearings</u>	<u>Transactions</u>	<u>Concluded</u>	<u>Cont</u>
<u>Criminal</u>						
Capias	CA	1	2	2	1	1
Felony	F	5	10	10	7	3
Misdemeanor	M	14	28	30	11	19
Show Cause	SC	1	6	6	3	3
Criminal Total		21	46	48	22	26
<u>Traffic</u>						
Felony	F	1	2	2	1	1
Infraction	I	226	137	250	219	31
Misdemeanor	M	34	71	78	34	44
Traffic Total		261	210	330	254	76
<u>Civil</u>						
Detinue	DT	0	1	1	1	-
Garnishment	GA	4	0	4	4	-
Unlawful Detainer	UD	3	2	4	3	1
Warrant in Debt	WD	7	7	9	5	4
Civil Total		14	10	18	13	5
Richmond County Totals		296	266	396	289	107



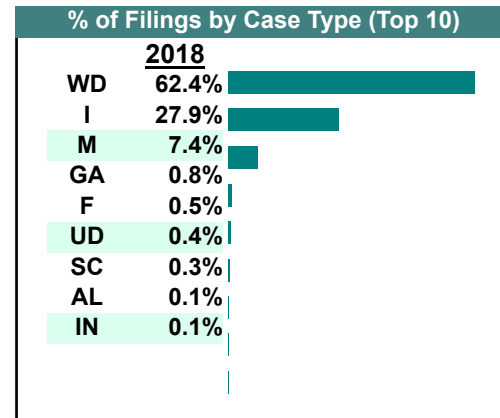
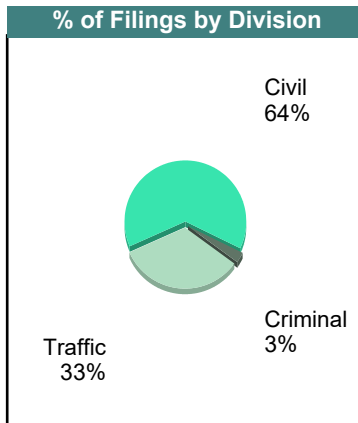
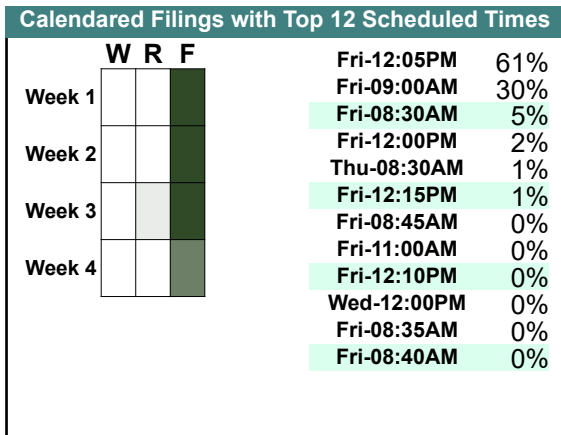
		Filings	Hearings	Transactions	Concluded	Cont
<u>Criminal</u>						
Capias	CA	4	4	4	3	1
Felony	F	4	9	9	3	6
Misdemeanor	M	20	42	45	22	23
Show Cause	SC	4	9	9	5	4
Criminal Total		32	64	67	33	34
<u>Traffic</u>						
Felony	F	1	3	3	1	2
Infraction	I	243	153	278	244	34
Misdemeanor	M	40	77	79	36	43
Restricted O/L	RL	1	1	1	1	-
Show Cause	SC	0	2	2	1	1
Traffic Total		285	236	363	283	80
<u>Civil</u>						
Admin License	AL	1	0	1	1	-
Detinue	DT	1	1	1	0	1
Garnishment	GA	1	0	1	1	-
Impoundment	IM	1	0	1	1	-
Overweight	OC	0	0	1	1	-
Other	OT	1	0	1	1	-
Unlawful Detainer	UD	8	5	8	7	1
Warrant in Debt	WD	21	21	26	19	7
Civil Total		34	27	40	31	9
Richmond County Totals		351	327	470	347	123



		<u>Filings</u>	<u>Hearings</u>	<u>Transactions</u>	<u>Concluded</u>	<u>Cont</u>
<u>Criminal</u>						
Capias	CA	1	1	1	1	-
Felony	F	2	8	8	5	3
Misdemeanor	M	15	35	36	17	19
Show Cause	SC	1	6	6	2	4
Criminal Total		19	50	51	25	26
<u>Traffic</u>						
Civil Violation	CV	1	2	2	2	-
Felony	F	2	2	2	0	2
Infraction	I	171	90	189	163	26
Misdemeanor	M	25	51	54	23	31
Show Cause	SC	0	1	1	0	1
Traffic Total		199	146	248	188	60
<u>Civil</u>						
Admin License	AL	1	0	1	1	-
Garnishment	GA	4	0	5	5	-
Overweight	OC	1	1	1	0	1
Unlawful Detainer	UD	1	1	3	3	-
Warrant in Debt	WD	427	104	430	427	3
Civil Total		434	106	440	436	4
Richmond County Totals		652	302	739	649	90

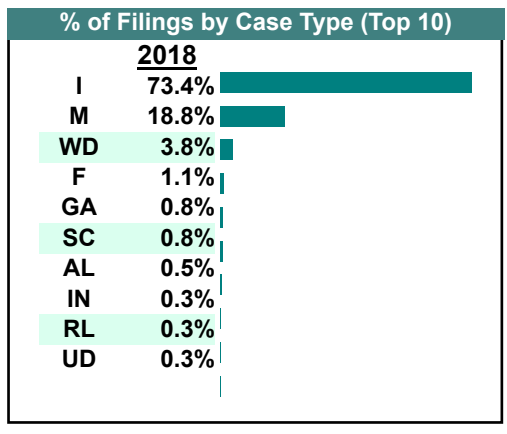
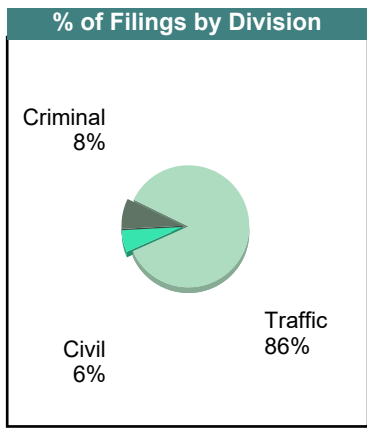
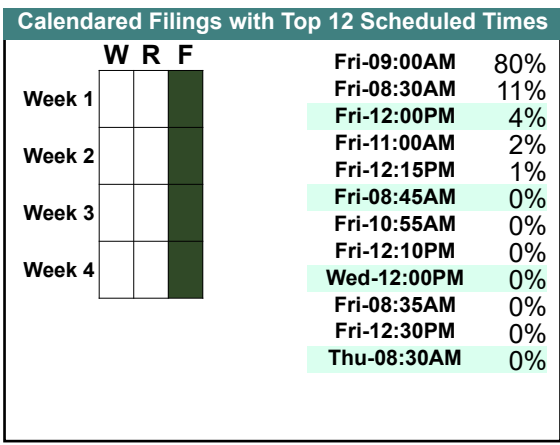


		<u>Filings</u>	<u>Hearings</u>	<u>Transactions</u>	<u>Concluded</u>	<u>Cont</u>
<u>Criminal</u>						
Felony	F	4	9	9	4	5
Misdemeanor	M	15	27	27	5	22
Show Cause	SC	2	3	3	0	3
Criminal Total		21	39	39	9	30
<u>Traffic</u>						
Felony	F	0	1	1	1	-
Infraction	I	211	136	250	220	30
Misdemeanor	M	41	65	70	39	31
Show Cause	SC	0	1	1	0	1
Traffic Total		252	203	322	260	62
<u>Civil</u>						
Admin License	AL	1	0	1	1	-
Garnishment	GA	6	0	6	6	-
Interrogatory	IN	1	0	1	1	-
Unlawful Detainer	UD	3	2	3	2	1
Warrant in Debt	WD	471	86	476	473	3
Civil Total		482	88	487	483	4
Richmond County Totals		755	330	848	752	96

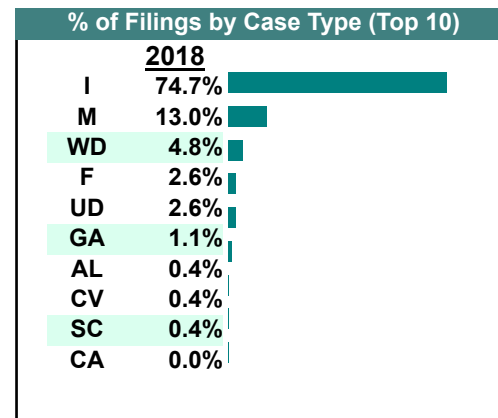
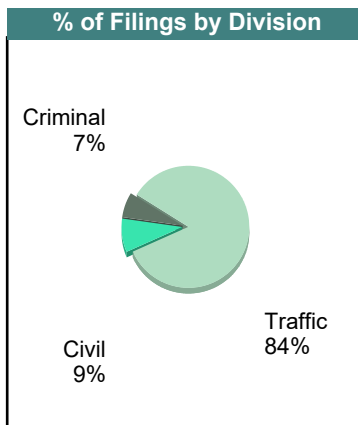
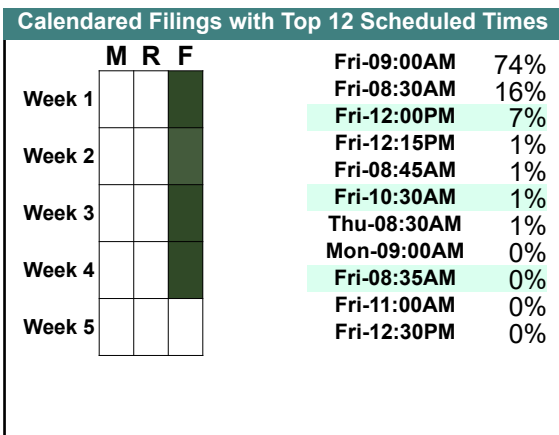


April 2018

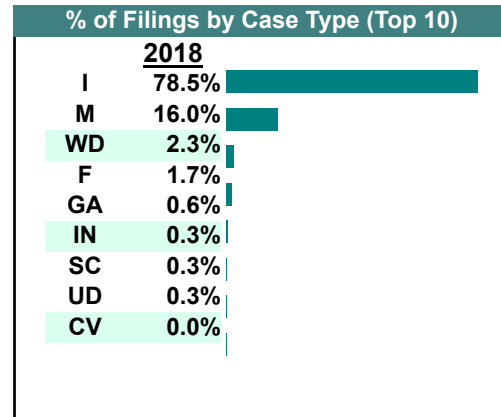
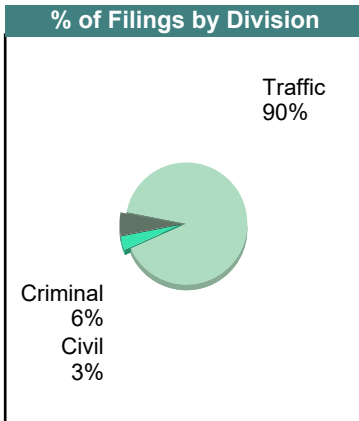
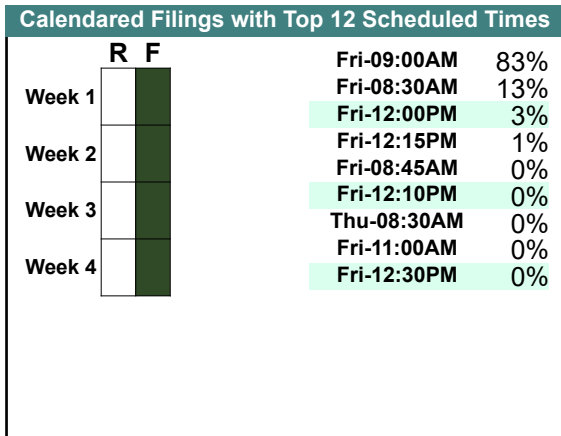
		<u>Filings</u>	<u>Hearings</u>	<u>Transactions</u>	<u>Concluded</u>	<u>Cont</u>
<u>Criminal</u>						
Felony	F	3	7	7	1	6
Misdemeanor	M	24	55	59	30	29
Show Cause	SC	3	5	5	1	4
Criminal Total		30	67	71	32	39
<u>Traffic</u>						
Felony	F	1	1	1	0	1
Infraction	I	270	156	295	272	23
Misdemeanor	M	45	76	77	47	30
Restricted O/L	RL	1	1	1	1	-
Show Cause	SC	0	1	1	0	1
Traffic Total		317	235	375	320	55
<u>Civil</u>						
Admin License	AL	2	0	2	2	-
Garnishment	GA	3	1	3	2	1
Interrogatory	IN	1	0	1	1	-
Unlawful Detainer	UD	1	2	2	1	1
Warrant in Debt	WD	14	13	16	12	4
Civil Total		21	16	24	18	6
Richmond County Totals		368	318	470	370	100



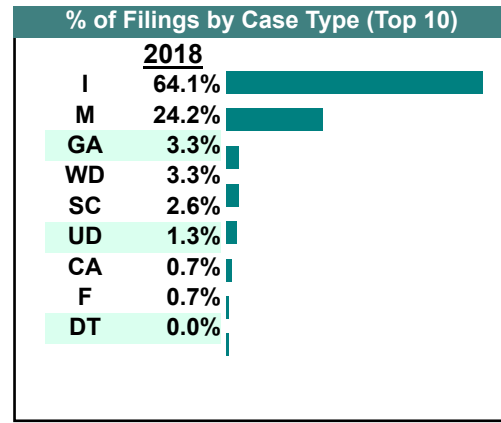
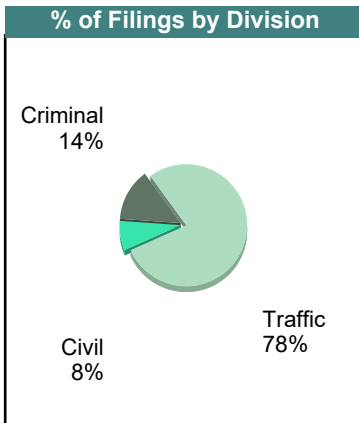
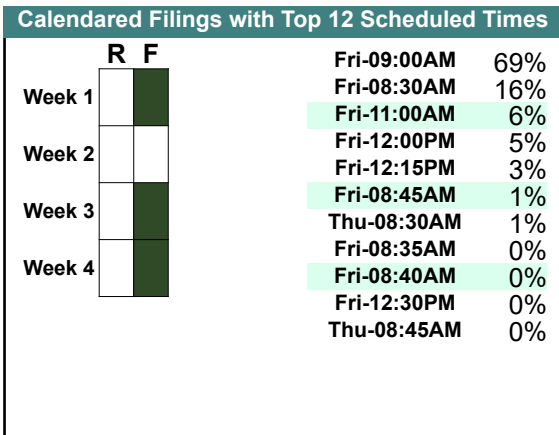
		<u>Filings</u>	<u>Hearings</u>	<u>Transactions</u>	<u>Concluded</u>	<u>Cont</u>
<u>Criminal</u>						
Capias	CA	0	1	1	1	-
Felony	F	7	11	11	3	8
Misdemeanor	M	10	50	50	29	21
Show Cause	SC	1	10	10	6	4
Criminal Total		18	72	72	39	33
<u>Traffic</u>						
Civil Violation	CV	1	2	2	1	1
Infraction	I	201	138	229	201	28
Misdemeanor	M	25	64	66	31	35
Show Cause	SC	0	4	4	2	2
Traffic Total		227	208	301	235	66
<u>Civil</u>						
Admin License	AL	1	0	1	1	-
Garnishment	GA	3	0	3	3	-
Unlawful Detainer	UD	7	3	8	7	1
Warrant in Debt	WD	13	10	15	9	6
Civil Total		24	13	27	20	7
Richmond County Totals		269	293	400	294	106



		<u>Filings</u>	<u>Hearings</u>	<u>Transactions</u>	<u>Concluded</u>	<u>Cont</u>
<u>Criminal</u>						
Felony	F	6	10	10	10	-
Misdemeanor	M	14	53	54	15	39
Show Cause	SC	1	4	4	2	2
Criminal Total		21	67	68	27	41
<u>Traffic</u>						
Civil Violation	CV	0	1	1	0	1
Infraction	I	270	152	294	263	31
Misdemeanor	M	41	74	78	37	41
Show Cause	SC	0	9	9	2	7
Traffic Total		311	236	382	302	80
<u>Civil</u>						
Garnishment	GA	2	0	2	2	-
Interrogatory	IN	1	0	1	1	-
Unlawful Detainer	UD	1	1	1	0	1
Warrant in Debt	WD	8	7	10	8	2
Civil Total		12	8	14	11	3
Richmond County Totals		344	311	464	340	124



		<u>Filings</u>	<u>Hearings</u>	<u>Transactions</u>	<u>Concluded</u>	<u>Cont</u>
<u>Criminal</u>						
Capias	CA	1	1	1	1	-
Felony	F	1	20	20	9	11
Misdemeanor	M	15	43	47	22	25
Show Cause	SC	4	8	8	2	6
Criminal Total		21	72	76	34	42
<u>Traffic</u>						
Felony	F	0	3	3	3	-
Infraction	I	98	89	133	109	24
Misdemeanor	M	22	55	58	25	33
Show Cause	SC	0	10	10	2	8
Traffic Total		120	157	204	139	65
<u>Civil</u>						
Detinue	DT	0	0	1	1	-
Garnishment	GA	5	0	5	5	-
Unlawful Detainer	UD	2	1	3	3	-
Warrant in Debt	WD	5	7	10	7	3
Civil Total		12	8	19	16	3
Richmond County Totals		153	237	299	189	110



CASELOAD STATISTICS OF THE GENERAL DISTRICT COURTS


December 2018

Spotsylvania

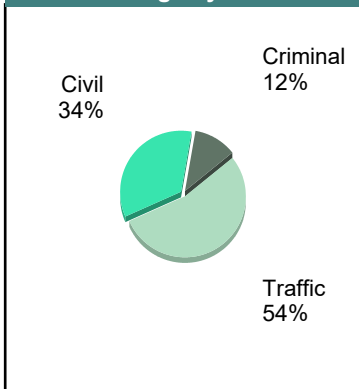
District: 15

		<u>Filings</u>	<u>Hearings</u>	<u>Transactions</u>	<u>Concluded</u>	<u>Cont</u>
<u>Criminal</u>						
Capias	CA	17	54	54	28	26
Civil Violation	CV	4	11	11	4	7
Felony	F	77	373	373	132	241
Misdemeanor	M	171	526	534	189	345
Show Cause	SC	13	28	28	7	21
Criminal Total		282	992	1,000	360	640
<u>Traffic</u>						
Capias	CA	11	30	30	12	18
Felony	F	5	11	11	2	9
Infraction	I	1,095	710	1,225	1,001	224
Misdemeanor	M	211	430	431	190	241
Show Cause	SC	1	1	1	1	-
Traffic Total		1,323	1,182	1,698	1,206	492
<u>Civil</u>						
Abstract	AJ	1	0	1	1	-
Admin License	AL	13	0	13	13	-
Bond Forfeiture	BF	1	1	1	0	1
Counter Claim	CC	0	0	1	1	-
Detinue	DT	0	1	6	6	-
Garnishment	GA	160	44	186	142	44
Impoundment	IM	3	1	3	2	-
Interrogatory	IN	6	7	10	3	7
Other	OT	2	0	2	2	-
Protective Order	PO	1	0	1	1	-
Prelim Prot Order	PP	4	8	11	3	6
Show Cause	SC	1	0	1	1	-
Unlawful Detainer	UD	109	70	129	105	24
Warrant in Debt	WD	542	468	658	516	142
Civil Total		843	600	1,023	796	224
Spotsylvania Totals		2,448	2,774	3,721	2,362	1,356

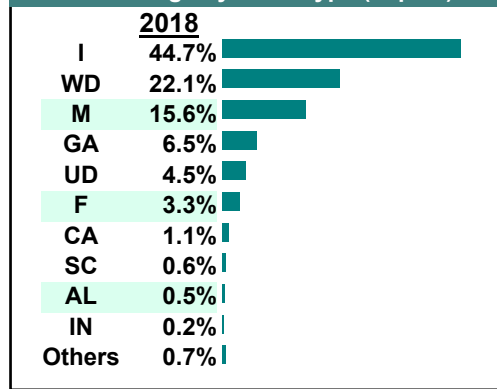
Calendared Filings with Top 12 Scheduled Times



% of Filings by Division



% of Filings by Case Type (Top 10)



CASELOAD STATISTICS OF THE GENERAL DISTRICT COURTS

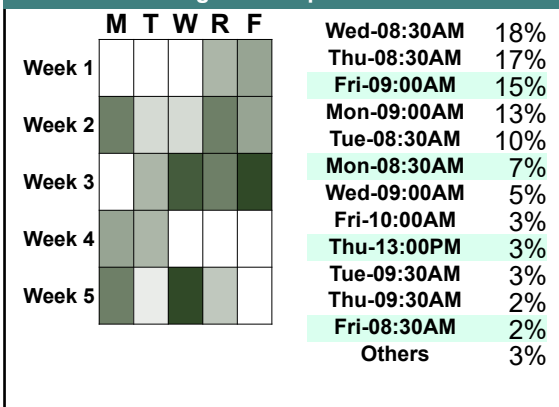
November 2018

Spotsylvania

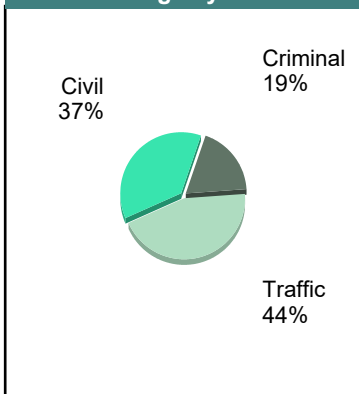
District: 15

		Filings	Hearings	Transactions	Concluded	Cont
<u>Criminal</u>						
Capias	CA	31	58	58	27	31
Civil Violation	CV	6	19	19	7	12
Felony	F	136	291	291	58	233
Misdemeanor	M	181	526	526	207	319
Show Cause	SC	8	13	13	6	7
Criminal Total		362	907	907	305	602
<u>Traffic</u>						
Capias	CA	4	17	17	5	12
Felony	F	3	14	14	6	8
Infraction	I	618	511	765	631	134
Misdemeanor	M	228	456	456	240	216
Show Cause	SC	3	4	4	3	1
Traffic Total		856	1,002	1,256	885	371
<u>Civil</u>						
Abstract	AJ	7	0	7	7	-
Admin License	AL	16	0	16	16	-
Capias	CA	2	0	2	2	-
Counter Claim	CC	1	1	2	1	1
Detinue	DT	20	19	30	14	16
Garnishment	GA	174	43	196	153	43
Impoundment	IM	2	0	2	2	-
Interrogatory	IN	9	5	17	12	5
Other	OT	3	1	3	3	-
Protective Order	PO	3	1	3	3	-
Prelim Prot Order	PP	13	10	25	15	10
Show Cause	SC	0	0	4	4	-
Tenants Assertion	TA	1	1	2	1	1
Unlawful Detainer	UD	133	116	174	141	33
Warrant in Debt	WD	329	311	429	341	88
Civil Total		713	508	912	715	197
Spotsylvania Totals		1,931	2,417	3,075	1,905	1,170

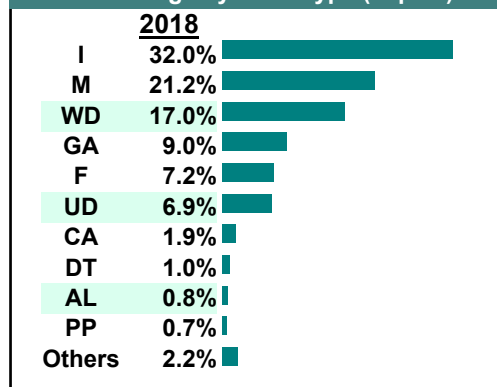
Calendared Filings with Top 12 Scheduled Times



% of Filings by Division



% of Filings by Case Type (Top 10)



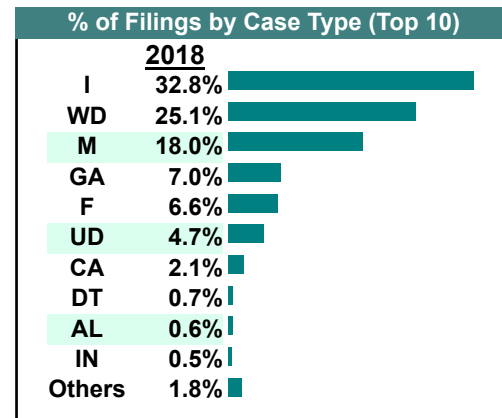
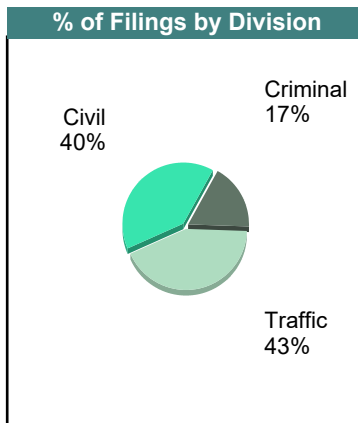
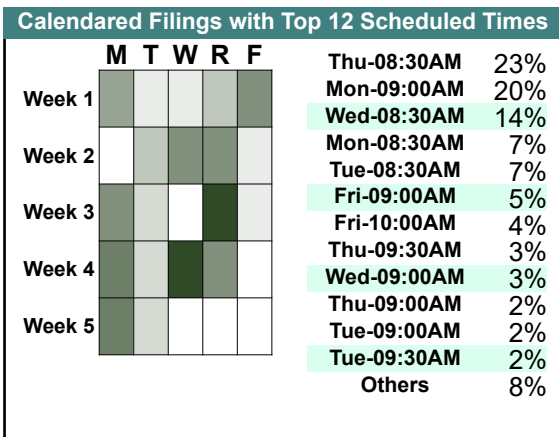
CASELOAD STATISTICS OF THE GENERAL DISTRICT COURTS

October 2018

Spotsylvania

District: 15

		<u>Filings</u>	<u>Hearings</u>	<u>Transactions</u>	<u>Concluded</u>	<u>Cont</u>
<u>Criminal</u>						
Capias	CA	37	77	77	45	32
Civil Violation	CV	5	16	16	7	9
Felony	F	150	486	486	204	282
Misdemeanor	M	203	561	578	260	318
Show Cause	SC	5	10	10	3	7
Criminal Total		400	1,150	1,167	519	648
<u>Traffic</u>						
Capias	CA	12	22	22	8	14
Felony	F	1	17	17	6	11
Infraction	I	751	581	917	770	146
Misdemeanor	M	210	465	468	245	223
Show Cause	SC	3	4	4	3	1
Traffic Total		977	1,089	1,428	1,032	395
<u>Civil</u>						
Abstract	AJ	4	0	4	4	-
Admin License	AL	14	0	14	14	-
Capias	CA	0	1	2	1	1
Counter Claim	CC	1	2	2	0	2
Detinue	DT	15	11	15	10	5
Garnishment	GA	160	37	194	157	37
Interrogatory	IN	12	18	35	17	18
Other	OT	4	4	5	4	1
Protective Order	PO	7	1	7	7	-
Prelim Prot Order	PP	9	14	24	10	12
Show Cause	SC	3	6	14	9	5
Unlawful Detainer	UD	108	104	141	97	44
Warrant in Debt	WD	575	525	730	568	162
Civil Total		912	723	1,187	898	287
Spotsylvania Totals		2,289	2,962	3,782	2,449	1,330



CASELOAD STATISTICS OF THE GENERAL DISTRICT COURTS

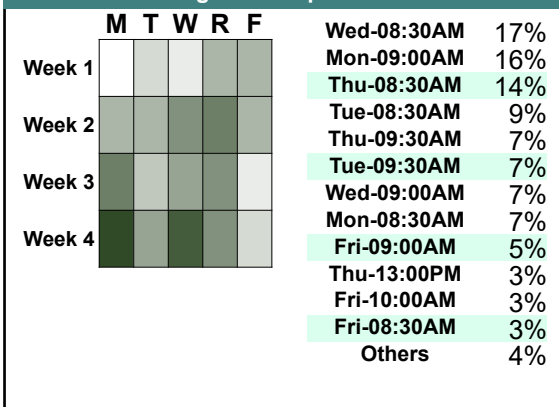
September 2018

Spotsylvania

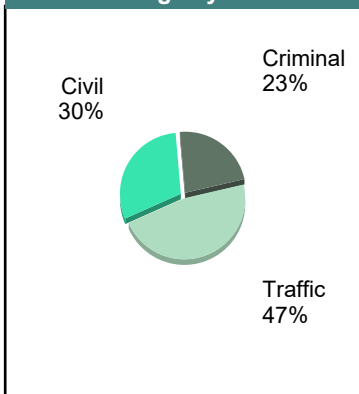
District: 15

		<u>Filings</u>	<u>Hearings</u>	<u>Transactions</u>	<u>Concluded</u>	<u>Cont</u>
<u>Criminal</u>						
Capias	CA	36	66	66	36	30
Civil Violation	CV	20	19	26	16	10
Felony	F	141	325	325	89	236
Misdemeanor	M	295	534	559	235	324
Show Cause	SC	5	15	15	3	12
Criminal Total		497	959	991	379	612
<u>Traffic</u>						
Capias	CA	12	27	27	4	23
Felony	F	2	10	10	2	8
Infraction	I	715	509	840	698	142
Misdemeanor	M	285	483	485	242	243
Show Cause	SC	3	3	3	2	1
Traffic Total		1,017	1,032	1,365	948	417
<u>Civil</u>						
Abstract	AJ	9	0	9	9	-
Admin License	AL	11	2	11	9	-
Capias	CA	1	1	1	0	1
Counter Claim	CC	0	1	1	0	1
Detinue	DT	37	21	39	31	8
Garnishment	GA	150	29	175	146	29
Impoundment	IM	3	0	3	3	-
Interrogatory	IN	7	3	13	10	3
Other	OT	3	0	3	3	-
Protective Order	PO	2	0	2	2	-
Prelim Prot Order	PP	17	20	34	14	17
Show Cause	SC	2	1	4	3	1
Tenants Assertion	TA	0	1	1	0	1
Unlawful Detainer	UD	112	78	129	104	25
Warrant in Debt	WD	304	311	420	305	115
Civil Total		658	468	845	639	201
Spotsylvania Totals		2,172	2,459	3,201	1,966	1,230

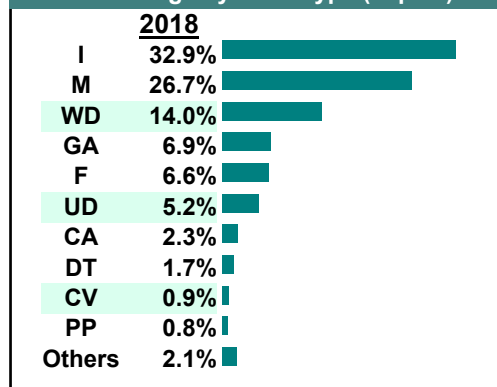
Calendared Filings with Top 12 Scheduled Times



% of Filings by Division



% of Filings by Case Type (Top 10)



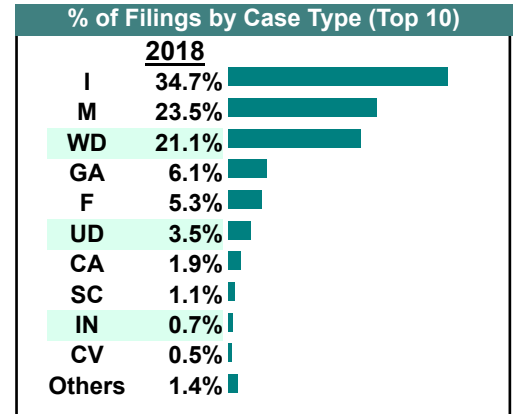
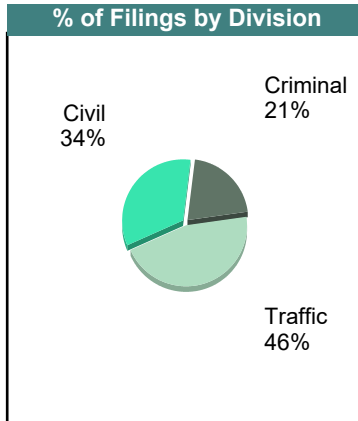
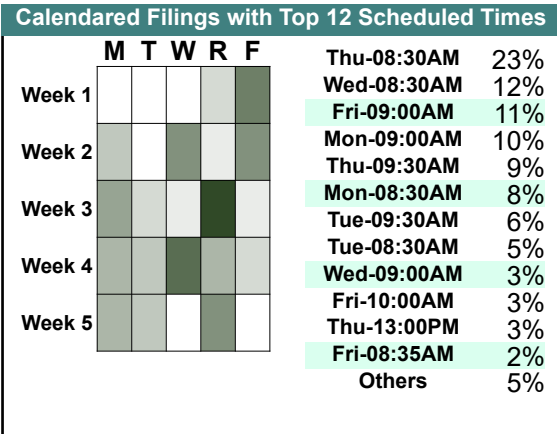
CASELOAD STATISTICS OF THE GENERAL DISTRICT COURTS

August 2018

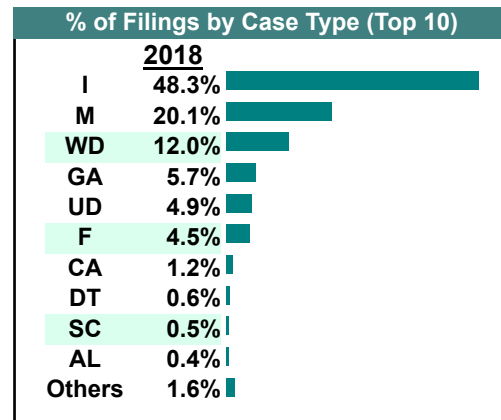
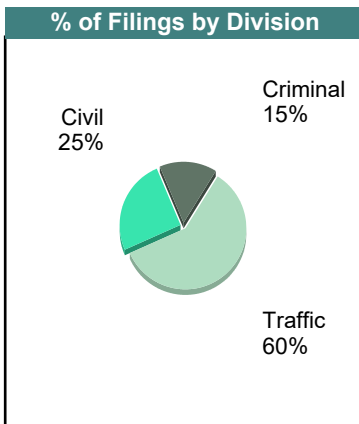
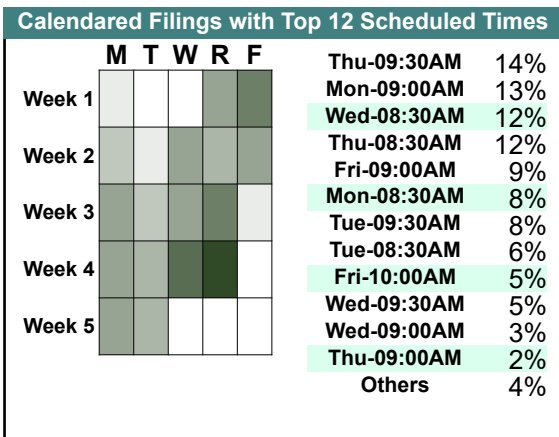
Spotsylvania

District: 15

		<u>Filings</u>	<u>Hearings</u>	<u>Transactions</u>	<u>Concluded</u>	<u>Cont</u>
<u>Criminal</u>						
Capias	CA	38	72	72	32	40
Civil Violation	CV	13	23	26	17	9
Felony	F	121	323	323	133	190
Misdemeanor	M	323	546	587	258	328
Show Cause	SC	8	12	12	6	6
Criminal Total		503	976	1,020	446	573
<u>Traffic</u>						
Capias	CA	8	14	14	6	8
Felony	F	7	17	17	5	12
Infraction	I	839	599	999	875	124
Misdemeanor	M	245	442	444	223	221
Show Cause	SC	1	3	3	3	-
Traffic Total		1,100	1,075	1,477	1,112	365
<u>Civil</u>						
Abstract	AJ	5	0	5	5	-
Admin License	AL	11	0	11	11	-
Capias	CA	1	1	2	1	1
Counter Claim	CC	0	1	1	0	1
Detinue	DT	5	4	5	3	2
Garnishment	GA	148	28	186	158	28
Impoundment	IM	1	0	1	1	-
Interrogatory	IN	17	26	43	17	26
Mechanic's Lien	ML	0	0	1	1	-
Other	OT	6	2	6	6	-
Prelim Prot Order	PP	6	8	14	6	8
Show Cause	SC	17	12	25	13	12
Tenants Assertion	TA	1	0	1	1	-
Unlawful Detainer	UD	85	67	107	91	16
Warrant in Debt	WD	509	481	627	480	147
Civil Total		812	630	1,035	794	241
Spotsylvania Totals		2,415	2,681	3,532	2,352	1,179



		<u>Filings</u>	<u>Hearings</u>	<u>Transactions</u>	<u>Concluded</u>	<u>Cont</u>
<u>Criminal</u>						
Capias	CA	28	59	59	30	29
Civil Violation	CV	10	24	25	11	14
Felony	F	122	445	445	169	276
Misdemeanor	M	260	567	578	237	341
Show Cause	SC	9	18	18	12	6
Criminal Total		429	1,113	1,125	459	666
<u>Traffic</u>						
Capias	CA	6	15	15	9	6
Felony	F	5	13	13	5	8
Infraction	I	1,352	805	1,520	1,315	205
Misdemeanor	M	303	500	501	259	242
Show Cause	SC	2	2	2	0	2
Traffic Total		1,668	1,335	2,051	1,588	463
<u>Civil</u>						
Abstract	AJ	3	0	3	3	-
Admin License	AL	12	0	12	12	-
Capias	CA	1	1	2	1	1
Counter Claim	CC	1	1	2	2	-
Detinue	DT	17	13	19	18	1
Garnishment	GA	161	31	187	156	31
Impoundment	IM	8	0	8	8	-
Interrogatory	IN	11	17	24	7	17
Mechanic's Lien	ML	1	1	1	0	1
Other	OT	2	0	2	2	-
Prelim Prot Order	PP	8	13	23	10	13
Petition-Restore Arms	PR	1	0	1	1	-
Show Cause	SC	4	4	6	2	4
Tenants Assertion	TA	1	2	2	1	1
Unlawful Detainer	UD	137	120	159	132	27
Warrant in Debt	WD	337	332	465	350	115
Civil Total		705	535	916	705	211
Spotsylvania Totals		2,802	2,983	4,092	2,752	1,340



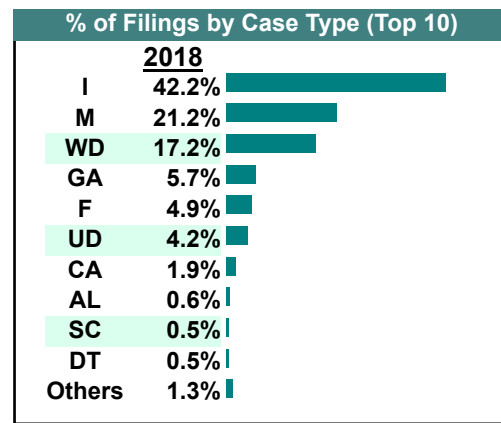
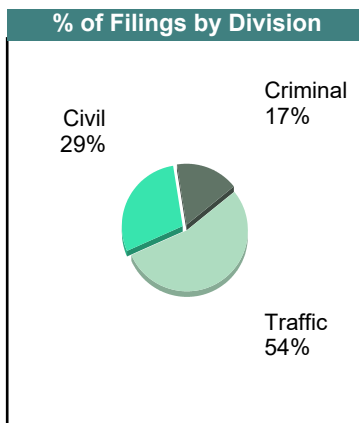
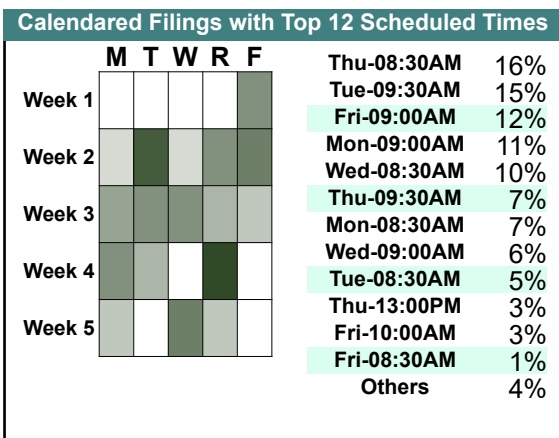
CASELOAD STATISTICS OF THE GENERAL DISTRICT COURTS

June 2018

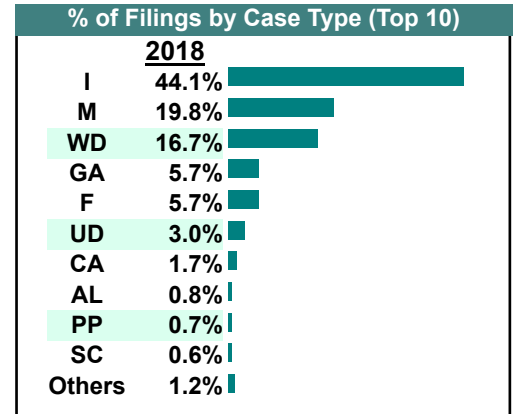
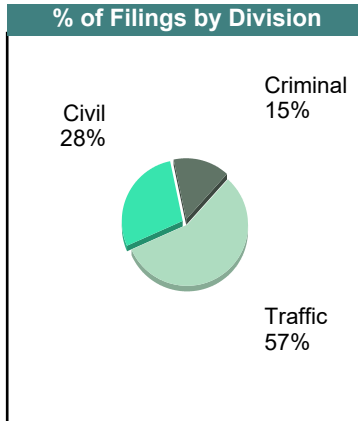
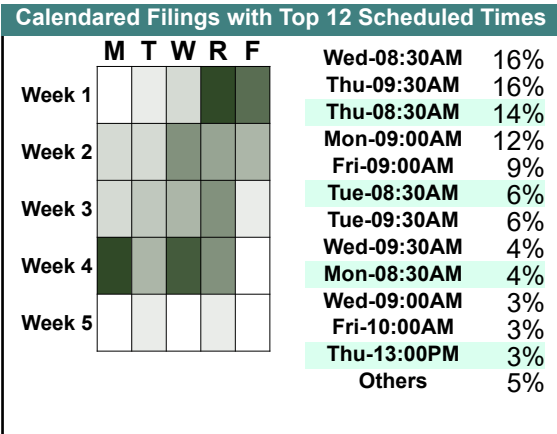
Spotsylvania

District: 15

		<u>Filings</u>	<u>Hearings</u>	<u>Transactions</u>	<u>Concluded</u>	<u>Cont</u>
<u>Criminal</u>						
Capias	CA	38	78	78	37	41
Civil Violation	CV	6	16	16	5	11
Felony	F	108	369	369	129	240
Misdemeanor	M	240	581	587	230	357
Show Cause	SC	6	13	13	8	5
Criminal Total		398	1,057	1,063	409	654
<u>Traffic</u>						
Capias	CA	8	25	25	12	13
Felony	F	8	17	17	5	12
Infraction	I	1,009	714	1,195	1,052	143
Misdemeanor	M	266	530	543	318	225
Show Cause	SC	1	1	1	0	1
Traffic Total		1,292	1,287	1,781	1,387	394
<u>Civil</u>						
Abstract	AJ	4	0	4	4	-
Admin License	AL	14	0	14	14	-
Capias	CA	0	0	1	1	-
Counter Claim	CC	1	2	2	0	2
Detinue	DT	11	11	15	14	1
Garnishment	GA	135	25	177	152	25
Impoundment	IM	3	0	3	3	-
Interrogatory	IN	8	16	22	6	16
Other	OT	1	0	1	1	-
Prelim Prot Order	PP	7	10	15	5	10
Show Cause	SC	5	4	9	5	4
Tenants Assertion	TA	0	1	2	1	1
Unlawful Detainer	UD	100	85	127	102	25
Warrant in Debt	WD	410	373	535	422	113
Civil Total		699	527	927	730	197
Spotsylvania Totals		2,389	2,871	3,771	2,526	1,245

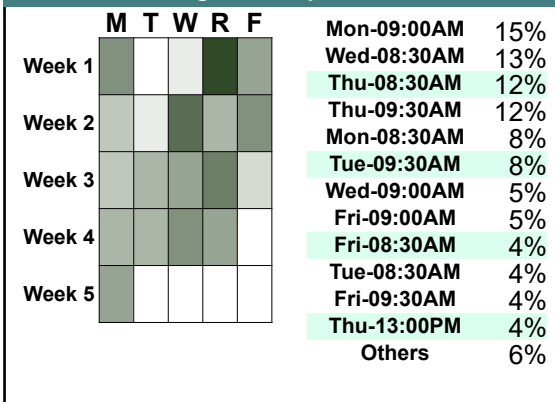


		<u>Filings</u>	<u>Hearings</u>	<u>Transactions</u>	<u>Concluded</u>	<u>Cont</u>
<u>Criminal</u>						
Capias	CA	27	57	57	34	23
Civil Violation	CV	4	17	17	2	15
Felony	F	133	496	496	177	319
Misdemeanor	M	200	491	495	188	307
Show Cause	SC	9	18	18	7	11
Criminal Total		373	1,079	1,083	408	675
<u>Traffic</u>						
Capias	CA	14	26	26	16	10
Felony	F	6	14	14	5	9
Infraction	I	1,081	687	1,205	1,021	184
Misdemeanor	M	284	479	479	250	228
Show Cause	SC	1	1	1	1	-
Traffic Total		1,386	1,207	1,725	1,293	431
<u>Civil</u>						
Abstract	AJ	5	0	5	5	-
Admin License	AL	19	1	19	18	-
Bond Forfeiture	BF	1	1	1	1	-
Capias	CA	0	0	1	1	-
Counter Claim	CC	0	2	2	1	1
Detinue	DT	3	3	4	3	1
Garnishment	GA	140	37	173	136	37
Interrogatory	IN	9	5	12	7	5
Other	OT	3	2	3	3	-
Protective Order	PO	3	0	3	3	-
Prelim Prot Order	PP	17	22	35	13	21
Show Cause	SC	5	3	7	5	2
Tenants Assertion	TA	2	3	3	0	3
Unlawful Detainer	UD	74	74	97	72	25
Warrant in Debt	WD	410	362	525	399	126
Civil Total		691	515	890	667	221
Spotsylvania Totals		2,450	2,801	3,698	2,368	1,327

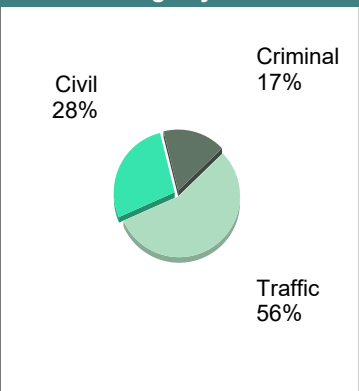


		<u>Filings</u>	<u>Hearings</u>	<u>Transactions</u>	<u>Concluded</u>	<u>Cont</u>
<u>Criminal</u>						
Capias	CA	36	61	61	19	42
Civil Violation	CV	8	14	14	4	10
Felony	F	152	296	296	84	212
Misdemeanor	M	204	414	419	150	269
Show Cause	SC	7	13	13	9	4
Criminal Total		407	798	803	266	537
<u>Traffic</u>						
Capias	CA	15	27	27	12	15
Felony	F	6	18	18	4	14
Infraction	I	1,092	681	1,230	1,082	148
Misdemeanor	M	247	444	444	208	234
Show Cause	SC	2	3	3	3	-
Traffic Total		1,362	1,173	1,722	1,309	411
<u>Civil</u>						
Abstract	AJ	8	0	8	8	-
Admin License	AL	11	1	11	10	-
Capias	CA	1	2	2	0	2
Counter Claim	CC	1	1	3	2	1
Detinue	DT	17	23	33	28	5
Garnishment	GA	180	51	209	158	51
Impoundment	IM	7	1	7	7	-
Interrogatory	IN	7	18	38	20	18
Other	OT	2	1	2	2	-
Protective Order	PO	4	0	4	4	-
Prelim Prot Order	PP	11	9	18	9	8
Show Cause	SC	17	5	23	18	5
Unlawful Detainer	UD	60	54	83	60	23
Warrant in Debt	WD	353	340	480	373	107
Civil Total		679	506	921	699	220
Spotsylvania Totals		2,448	2,477	3,446	2,274	1,168

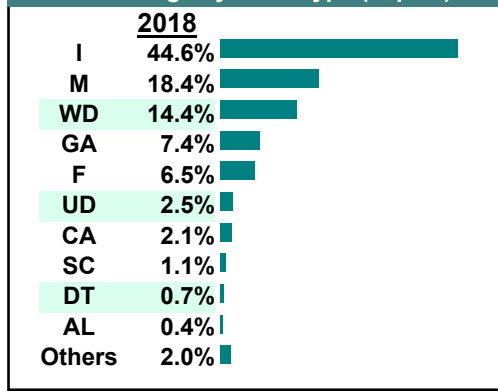
Calendared Filings with Top 12 Scheduled Times



% of Filings by Division



% of Filings by Case Type (Top 10)



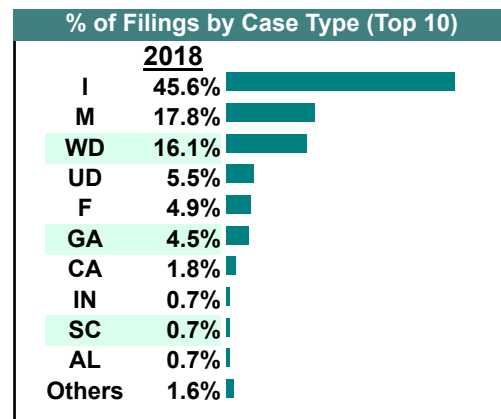
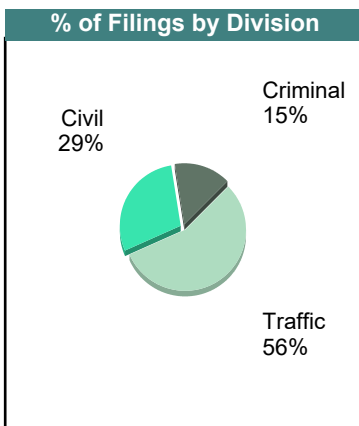
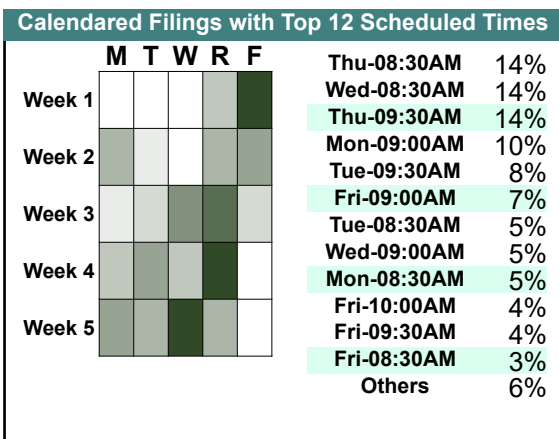
CASELOAD STATISTICS OF THE GENERAL DISTRICT COURTS

March 2018

Spotsylvania

District: 15

		<u>Filings</u>	<u>Hearings</u>	<u>Transactions</u>	<u>Concluded</u>	<u>Cont</u>
<u>Criminal</u>						
Capias	CA	33	53	53	31	22
Civil Violation	CV	8	19	19	12	7
Felony	F	108	370	370	134	236
Misdemeanor	M	190	514	520	238	282
Show Cause	SC	5	14	14	8	6
Criminal Total		344	970	976	423	553
<u>Traffic</u>						
Capias	CA	9	23	23	11	12
Felony	F	5	11	11	6	5
Infraction	I	1,051	668	1,152	992	159
Misdemeanor	M	219	394	394	194	200
Show Cause	SC	2	3	3	2	1
Traffic Total		1,286	1,099	1,583	1,205	377
<u>Civil</u>						
Abstract	AJ	4	0	4	4	-
Admin License	AL	15	1	15	14	-
Counter Claim	CC	1	2	2	0	2
Detinue	DT	3	3	5	4	1
Garnishment	GA	104	27	141	114	27
Impoundment	IM	3	1	3	2	-
Interrogatory	IN	17	13	27	14	13
Other	OT	5	2	5	4	-
Protective Order	PO	2	0	2	2	-
Prelim Prot Order	PP	9	9	20	11	8
Petition-Restore Arms	PR	1	0	1	1	-
Show Cause	SC	10	2	11	10	1
Tenants Assertion	TA	1	1	1	1	-
Unlawful Detainer	UD	127	89	153	128	25
Warrant in Debt	WD	372	371	483	309	174
Civil Total		674	521	873	618	251
Spotsylvania Totals		2,304	2,590	3,432	2,246	1,181



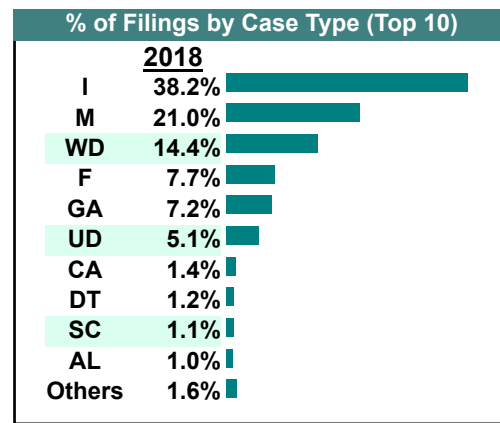
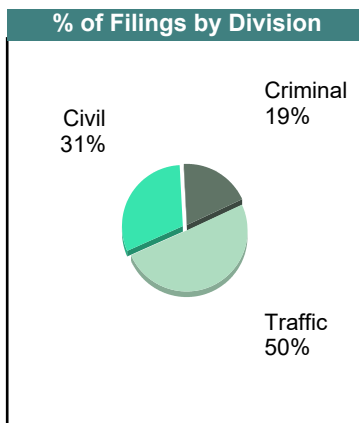
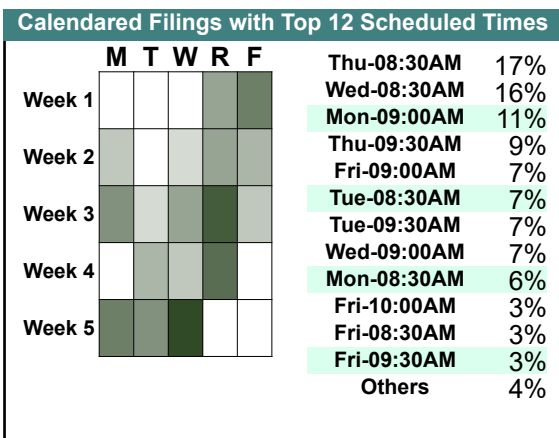
CASELOAD STATISTICS OF THE GENERAL DISTRICT COURTS

February 2018

Spotsylvania

District: 15

		<u>Filings</u>	<u>Hearings</u>	<u>Transactions</u>	<u>Concluded</u>	<u>Cont</u>
<u>Criminal</u>						
Capias	CA	17	55	55	36	19
Civil Violation	CV	8	16	16	6	10
Felony	F	144	396	396	146	250
Misdemeanor	M	191	447	454	205	249
Show Cause	SC	9	18	18	6	12
Criminal Total		369	932	939	399	540
<u>Traffic</u>						
Capias	CA	9	20	20	10	10
Civil Violation	CV	0	1	1	1	-
Felony	F	6	13	13	4	9
Infraction	I	740	505	831	724	107
Misdemeanor	M	217	392	393	224	169
Show Cause	SC	2	4	4	4	-
Traffic Total		974	935	1,262	967	295
<u>Civil</u>						
Abstract	AJ	1	0	1	1	-
Admin License	AL	19	1	19	18	-
Capias	CA	2	1	2	1	1
Counter Claim	CC	0	1	1	1	-
Detinue	DT	23	25	26	10	16
Garnishment	GA	139	29	177	148	29
Impoundment	IM	4	0	4	4	-
Interrogatory	IN	11	22	40	18	22
Other	OT	1	2	3	3	-
Prelim Prot Order	PP	6	10	15	5	10
Show Cause	SC	11	5	23	18	5
Unlawful Detainer	UD	99	89	134	107	27
Warrant in Debt	WD	280	303	428	320	108
Civil Total		596	488	873	654	218
Spotsylvania Totals		1,939	2,355	3,074	2,020	1,053



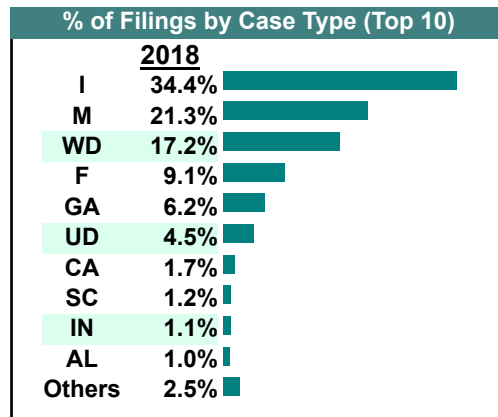
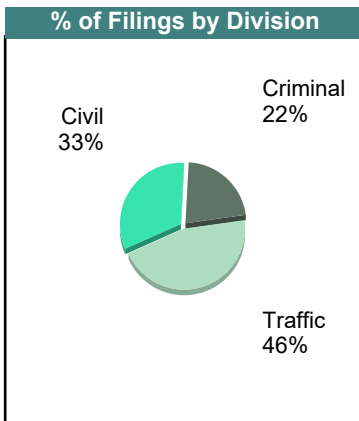
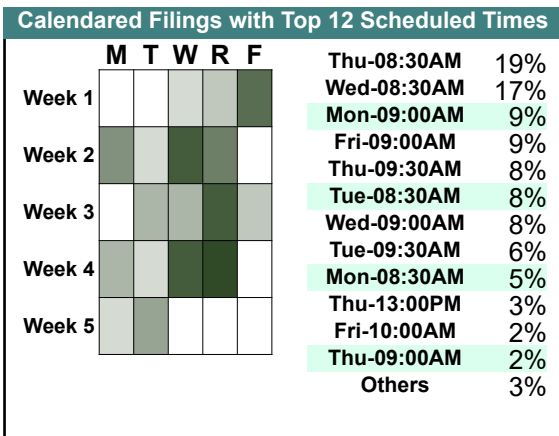
CASELOAD STATISTICS OF THE GENERAL DISTRICT COURTS

January 2018

Spotsylvania

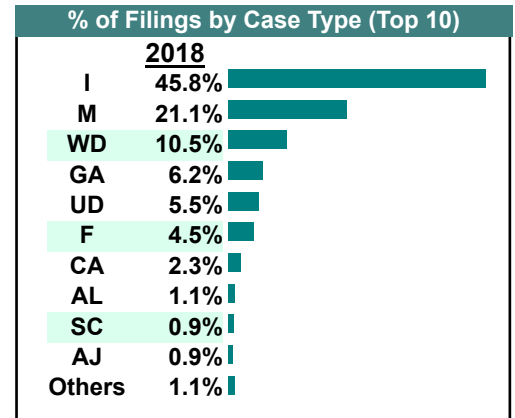
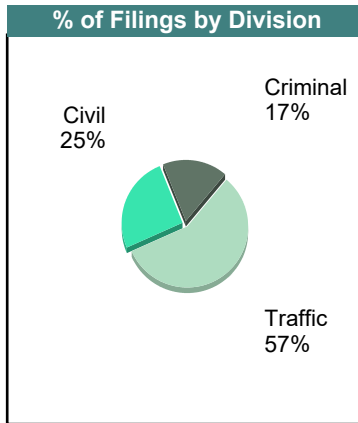
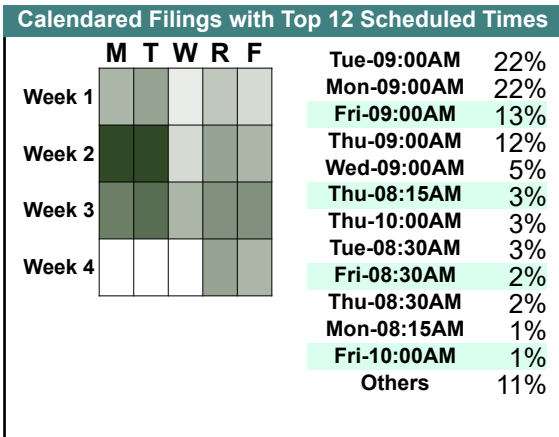
District: 15

		<u>Filings</u>	<u>Hearings</u>	<u>Transactions</u>	<u>Concluded</u>	<u>Cont</u>
<u>Criminal</u>						
Capias	CA	23	67	67	33	34
Civil Violation	CV	7	11	11	1	10
Felony	F	186	431	431	141	290
Misdemeanor	M	231	499	505	201	304
Show Cause	SC	7	10	10	5	5
Criminal Total		454	1,018	1,024	381	643
<u>Traffic</u>						
Capias	CA	13	24	24	8	16
Felony	F	3	10	10	3	7
Infraction	I	714	496	806	709	97
Misdemeanor	M	211	390	390	196	194
Show Cause	SC	4	6	6	4	2
Traffic Total		945	926	1,236	920	316
<u>Civil</u>						
Abstract	AJ	1	0	1	1	-
Admin License	AL	20	1	20	19	-
Capias	CA	0	1	1	0	1
Detinue	DT	20	16	22	18	4
Garnishment	GA	128	41	180	139	41
Impoundment	IM	5	1	5	4	-
Interrogatory	IN	22	37	54	17	37
Other	OT	6	5	6	5	1
Protective Order	PO	4	0	4	4	-
Prelim Prot Order	PP	8	11	14	3	11
Show Cause	SC	13	14	17	3	14
Tenants Assertion	TA	0	0	1	1	-
Unlawful Detainer	UD	93	77	116	91	25
Warrant in Debt	WD	356	348	474	361	113
Civil Total		676	552	915	666	247
Spotsylvania Totals		2,075	2,496	3,175	1,967	1,206



December 2018

		<u>Filings</u>	<u>Hearings</u>	<u>Transactions</u>	<u>Concluded</u>	<u>Cont</u>
<u>Criminal</u>						
Capias	CA	51	130	130	58	72
Civil Violation	CV	8	19	19	5	14
Felony	F	112	543	543	185	358
Misdemeanor	M	264	820	824	278	546
Show Cause	SC	11	17	17	14	3
Criminal Total		446	1,529	1,533	540	993
<u>Traffic</u>						
Capias	CA	9	44	44	15	29
Civil Violation	CV	0	1	1	1	-
Felony	F	3	7	7	2	5
Infraction	I	1,181	882	1,483	1,190	293
Misdemeanor	M	281	529	536	293	243
Show Cause	SC	1	2	2	2	-
Traffic Total		1,475	1,465	2,073	1,503	570
<u>Civil</u>						
Abstract	AJ	23	0	23	23	-
Admin License	AL	28	0	28	28	-
Bond Forfeiture	BF	1	2	2	0	2
Detinue	DT	3	3	3	2	1
Garnishment	GA	160	62	183	121	62
Interrogatory	IN	9	13	22	9	13
Protective Order	PO	5	0	5	5	-
Prelim Prot Order	PP	2	5	14	9	5
Restricted O/L	RL	1	0	1	1	-
Show Cause	SC	12	7	16	9	7
Unlawful Detainer	UD	142	100	164	139	25
Warrant in Debt	WD	271	282	362	265	97
Civil Total		657	474	823	611	212
Stafford Totals		2,578	3,468	4,429	2,654	1,775



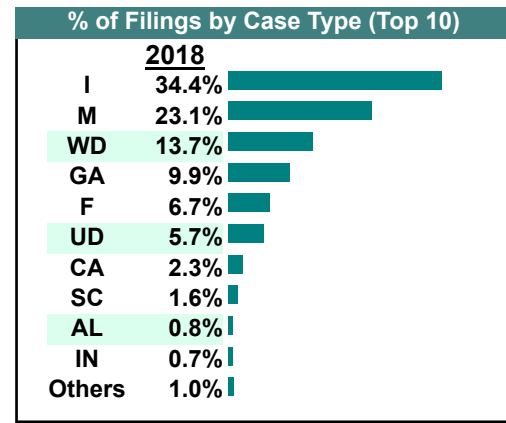
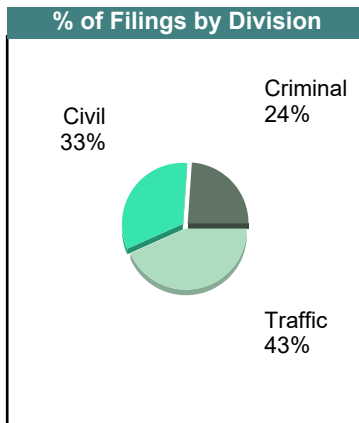
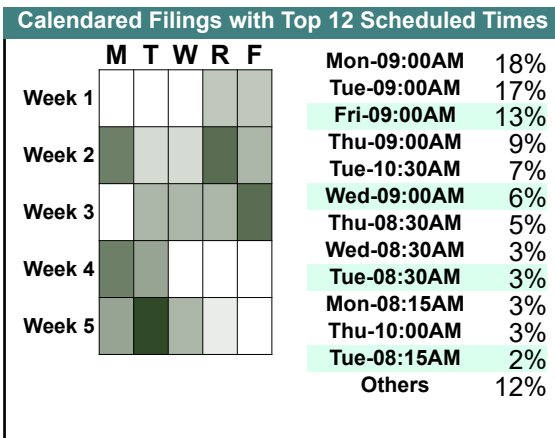
CASELOAD STATISTICS OF THE GENERAL DISTRICT COURTS

November 2018

Stafford

District: 15

		<u>Filings</u>	<u>Hearings</u>	<u>Transactions</u>	<u>Concluded</u>	<u>Cont</u>
<u>Criminal</u>						
Capias	CA	48	159	159	60	99
Civil Violation	CV	2	8	8	2	6
Felony	F	159	551	551	139	412
Misdemeanor	M	349	981	991	320	670
Show Cause	SC	12	28	28	20	8
Criminal Total		570	1,727	1,737	541	1,195
<u>Traffic</u>						
Capias	CA	7	35	35	14	21
Civil Violation	CV	0	2	2	0	2
Felony	F	1	2	2	0	2
Infraction	I	817	773	1,091	754	337
Misdemeanor	M	200	407	420	182	237
Show Cause	SC	1	2	2	2	-
Traffic Total		1,026	1,221	1,552	952	599
<u>Civil</u>						
Abstract	AJ	1	0	1	1	-
Admin License	AL	19	0	19	19	-
Detinue	DT	5	1	5	4	1
Garnishment	GA	235	60	297	237	60
Impoundment	IM	1	1	1	1	-
Interrogatory	IN	17	19	40	21	19
Overweight	OC	0	0	2	2	-
Other	OT	1	0	1	1	-
Protective Order	PO	5	1	5	4	-
Prelim Prot Order	PP	8	14	19	5	13
Show Cause	SC	24	7	32	25	7
Unlawful Detainer	UD	135	89	152	132	20
Warrant in Debt	WD	325	341	444	312	132
Civil Total		776	533	1,018	764	252
Stafford Totals		2,372	3,481	4,307	2,257	2,046



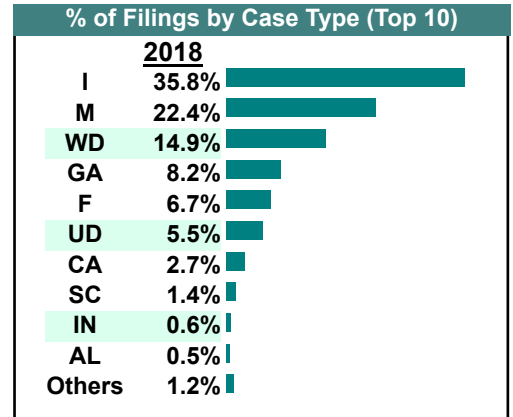
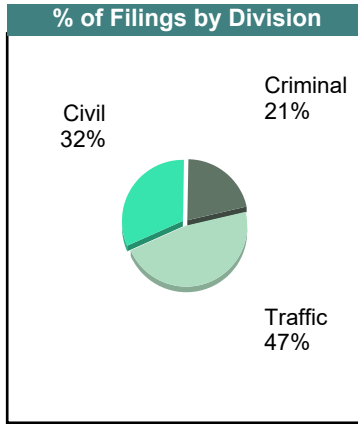
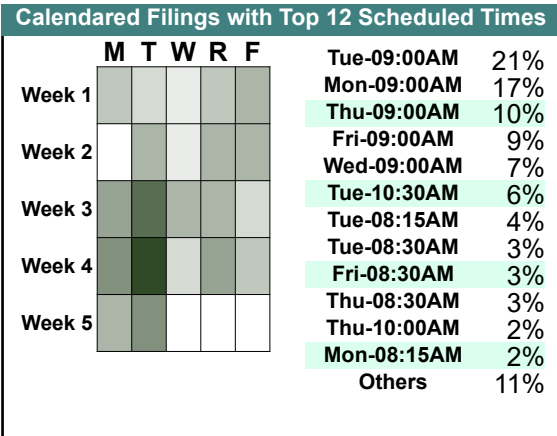
CASELOAD STATISTICS OF THE GENERAL DISTRICT COURTS

October 2018

Stafford

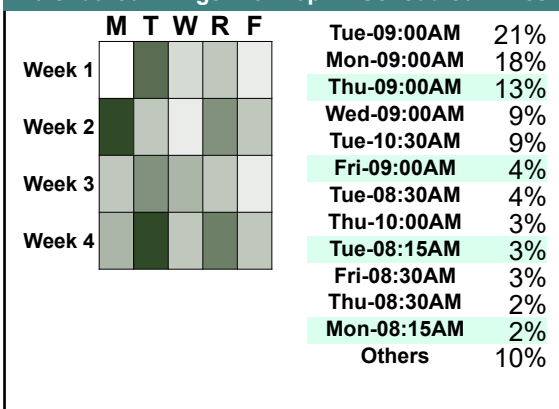
District: 15

		<u>Filings</u>	<u>Hearings</u>	<u>Transactions</u>	<u>Concluded</u>	<u>Cont</u>
<u>Criminal</u>						
Capias	CA	52	160	160	61	99
Civil Violation	CV	4	19	19	9	10
Felony	F	165	571	571	154	417
Misdemeanor	M	311	935	946	331	615
Show Cause	SC	9	27	27	17	9
Criminal Total		541	1,712	1,723	572	1,150
<u>Traffic</u>						
Capias	CA	17	45	45	12	33
Civil Violation	CV	0	1	1	0	1
Felony	F	5	9	9	2	7
Infraction	I	913	732	1,157	927	229
Misdemeanor	M	260	520	540	255	285
Show Cause	SC	1	2	2	2	-
Traffic Total		1,196	1,309	1,754	1,198	555
<u>Civil</u>						
Abstract	AJ	4	0	4	4	-
Admin License	AL	14	0	14	14	-
Bond Forfeiture	BF	2	2	2	0	2
Capias	CA	1	0	2	2	-
Distress Seizure	DS	9	0	9	9	-
Detinue	DT	1	1	3	2	1
Garnishment	GA	210	48	254	206	47
Interrogatory	IN	16	22	42	20	22
Overweight	OC	2	2	2	0	2
Other	OT	3	3	5	4	1
Protective Order	PO	1	2	3	1	1
Prelim Prot Order	PP	4	9	11	3	8
Show Cause	SC	26	7	29	22	7
Tenants Assertion	TA	0	1	1	1	-
Unlawful Detainer	UD	141	74	166	146	20
Warrant in Debt	WD	381	417	539	411	128
Civil Total		815	588	1,086	845	239
Stafford Totals		2,552	3,609	4,563	2,615	1,944

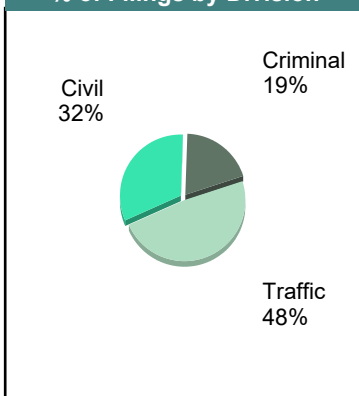


		<u>Filings</u>	<u>Hearings</u>	<u>Transactions</u>	<u>Concluded</u>	<u>Cont</u>
<u>Criminal</u>						
Capias	CA	55	163	163	55	108
Civil Violation	CV	5	19	19	7	12
Felony	F	122	571	572	200	372
Misdemeanor	M	311	917	922	337	585
Show Cause	SC	11	32	32	15	16
Criminal Total		504	1,702	1,708	614	1,093
<u>Traffic</u>						
Capias	CA	11	42	42	19	23
Felony	F	2	10	10	5	5
Infraction	I	1,006	864	1,277	998	279
Misdemeanor	M	232	456	473	250	223
Show Cause	SC	1	7	7	4	3
Traffic Total		1,252	1,379	1,809	1,276	533
<u>Civil</u>						
Abstract	AJ	8	0	8	8	-
Admin License	AL	23	0	23	23	-
Bond Forfeiture	BF	0	2	3	3	-
Capias	CA	1	1	2	1	1
Detinue	DT	1	0	1	1	-
Garnishment	GA	206	52	251	199	52
Impoundment	IM	1	0	1	1	-
Interrogatory	IN	13	16	34	18	16
Other	OT	2	0	2	2	-
Protective Order	PO	1	1	3	2	-
Prelim Prot Order	PP	7	8	14	6	8
Show Cause	SC	21	5	26	21	5
Tenants Assertion	TA	0	1	1	1	-
Unlawful Detainer	UD	150	112	176	142	34
Warrant in Debt	WD	403	411	537	410	127
Civil Total		837	609	1,082	838	243
Stafford Totals		2,593	3,690	4,599	2,728	1,869

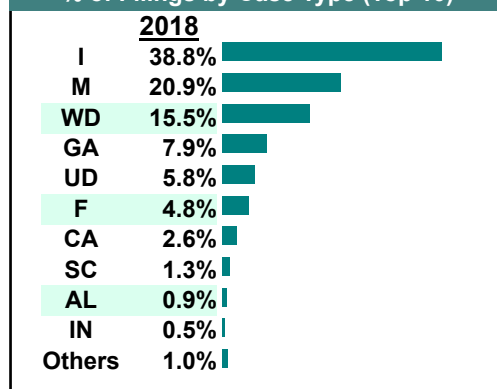
Calendared Filings with Top 12 Scheduled Times



% of Filings by Division



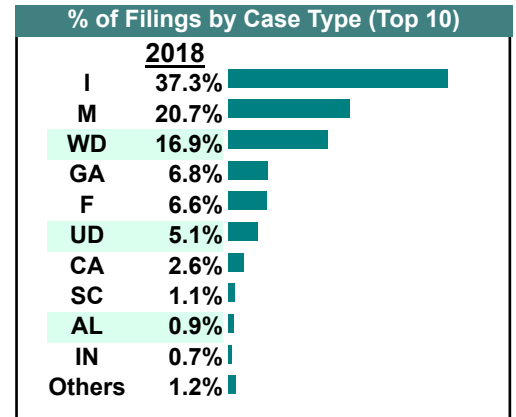
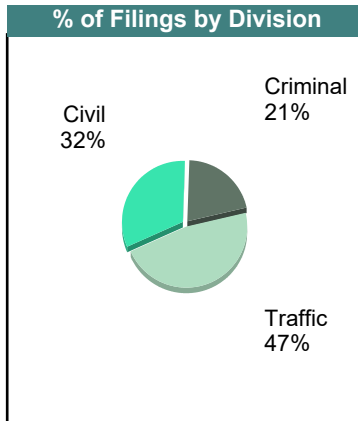
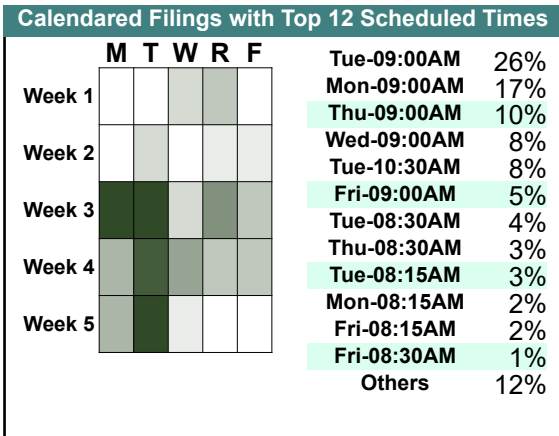
% of Filings by Case Type (Top 10)



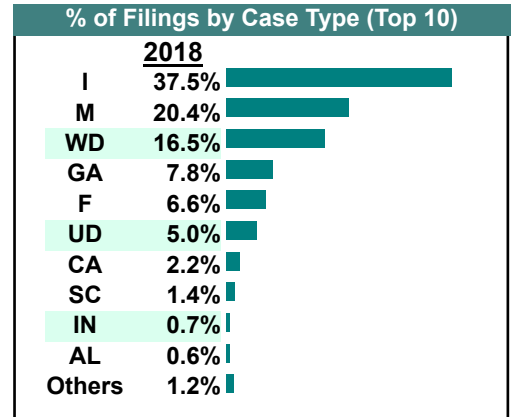
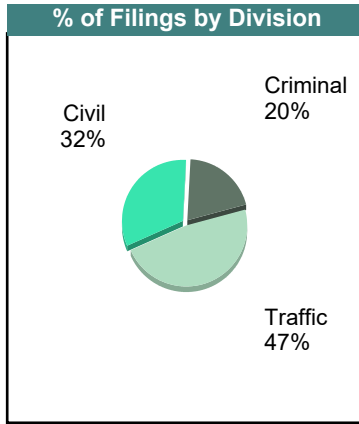
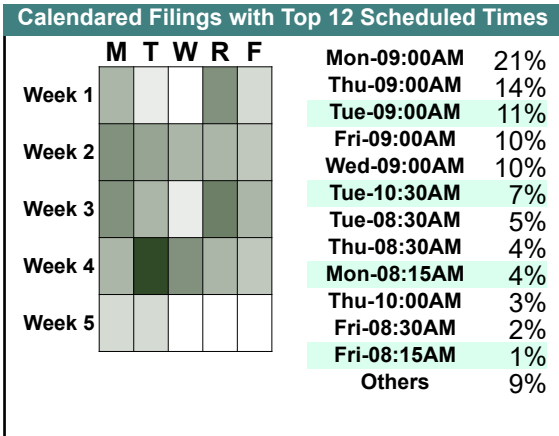
CASELOAD STATISTICS OF THE GENERAL DISTRICT COURTS

August 2018

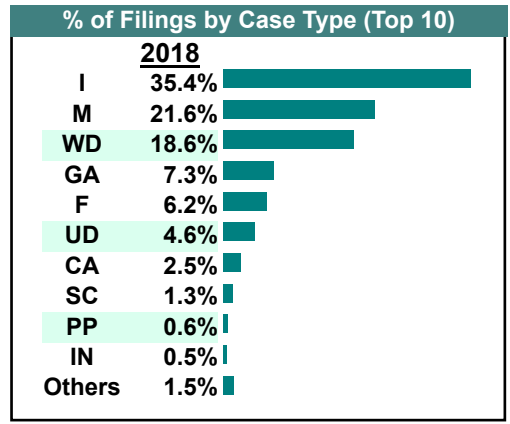
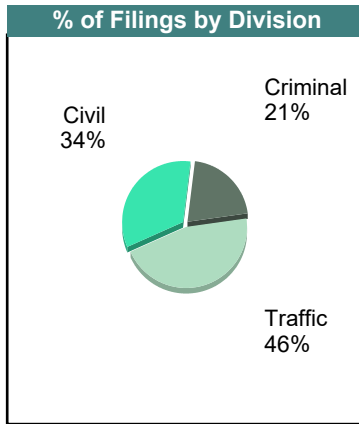
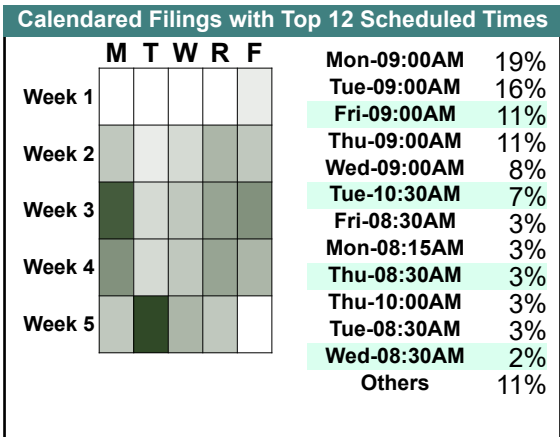
		<u>Filings</u>	<u>Hearings</u>	<u>Transactions</u>	<u>Concluded</u>	<u>Cont</u>
<u>Criminal</u>						
Capias	CA	54	145	145	49	95
Civil Violation	CV	4	14	15	3	12
Felony	F	176	572	572	111	461
Misdemeanor	M	315	889	900	295	605
Show Cause	SC	10	40	40	13	27
Criminal Total		559	1,660	1,672	471	1,200
<u>Traffic</u>						
Capias	CA	16	47	47	17	30
Civil Violation	CV	1	1	1	0	1
Felony	F	1	4	4	3	1
Infraction	I	1,008	794	1,215	984	231
Misdemeanor	M	245	500	502	262	240
Show Cause	SC	1	5	5	2	3
Traffic Total		1,272	1,351	1,774	1,268	506
<u>Civil</u>						
Abstract	AJ	11	0	11	11	-
Admin License	AL	25	0	25	25	-
Bond Forfeiture	BF	0	0	1	1	-
Capias	CA	1	1	1	0	1
Garnishment	GA	183	42	250	208	42
Interrogatory	IN	19	21	40	19	21
Other	OT	1	2	3	2	1
Protective Order	PO	6	2	7	5	-
Prelim Prot Order	PP	9	12	26	15	11
Show Cause	SC	20	6	30	27	3
Tenants Assertion	TA	1	2	2	0	2
Unlawful Detainer	UD	138	85	162	147	15
Warrant in Debt	WD	457	460	593	419	173
Civil Total		871	633	1,151	879	269
Stafford Totals		2,702	3,644	4,597	2,618	1,975



		Filings	Hearings	Transactions	Concluded	Cont
<u>Criminal</u>						
Capias	CA	50	169	169	62	107
Civil Violation	CV	6	16	16	3	13
Felony	F	181	659	659	178	481
Misdemeanor	M	303	908	927	353	574
Show Cause	SC	13	26	26	16	10
Criminal Total		553	1,778	1,797	612	1,185
<u>Traffic</u>						
Capias	CA	9	53	53	25	28
Civil Violation	CV	0	1	1	1	-
Felony	F	2	11	11	4	7
Infraction	I	1,034	807	1,264	1,025	239
Misdemeanor	M	258	535	538	279	259
Motion	MO	2	2	2	2	-
Show Cause	SC	2	6	6	3	3
Traffic Total		1,307	1,415	1,875	1,339	536
<u>Civil</u>						
Abstract	AJ	2	1	2	2	-
Admin License	AL	17	0	17	17	-
Capias	CA	2	1	3	2	1
Detinue	DT	0	1	3	2	1
Garnishment	GA	215	65	260	195	65
Impoundment	IM	1	0	1	1	-
Interrogatory	IN	18	35	51	16	35
Other	OT	0	2	2	0	2
Protective Order	PO	9	2	11	9	-
Prelim Prot Order	PP	10	15	26	11	15
Restricted O/L	RL	2	0	2	2	-
Show Cause	SC	24	12	37	26	11
Tenants Assertion	TA	1	1	1	0	1
Unlawful Detainer	UD	139	98	168	137	31
Warrant in Debt	WD	454	463	586	443	143
Civil Total		894	696	1,170	863	305
Stafford Totals		2,754	3,889	4,842	2,814	2,026

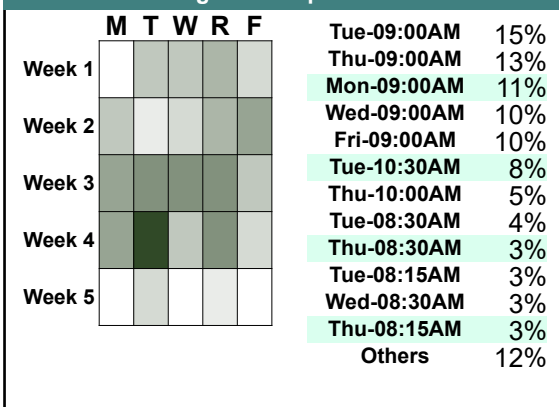


		<u>Filings</u>	<u>Hearings</u>	<u>Transactions</u>	<u>Concluded</u>	<u>Cont</u>
<u>Criminal</u>						
Capias	CA	52	145	145	48	97
Civil Violation	CV	6	16	16	6	10
Felony	F	162	605	607	177	430
Misdemeanor	M	329	1,015	1,024	361	663
Show Cause	SC	9	52	52	7	45
Criminal Total		558	1,833	1,844	599	1,245
<u>Traffic</u>						
Capias	CA	15	66	66	16	50
Felony	F	3	6	6	0	6
Infraction	I	946	824	1,245	1,032	213
Misdemeanor	M	250	576	583	285	298
Show Cause	SC	4	12	12	4	8
Traffic Total		1,218	1,484	1,912	1,337	575
<u>Civil</u>						
Abstract	AJ	2	0	2	2	-
Admin License	AL	13	0	13	13	-
Bond Forfeiture	BF	0	0	1	1	-
Capias	CA	0	0	1	1	-
Detinue	DT	3	2	3	1	2
Garnishment	GA	194	54	256	202	54
Impoundment	IM	1	0	1	1	-
Interrogatory	IN	14	16	30	14	16
Other	OT	1	1	2	1	1
Protective Order	PO	7	3	7	4	2
Prelim Prot Order	PP	16	20	23	3	18
Restricted O/L	RL	5	1	5	4	1
Show Cause	SC	22	7	25	18	7
Tenants Assertion	TA	1	2	2	1	1
Unlawful Detainer	UD	122	85	150	124	26
Warrant in Debt	WD	498	474	647	502	145
Civil Total		899	665	1,168	892	273
Stafford Totals		2,675	3,982	4,924	2,828	2,093

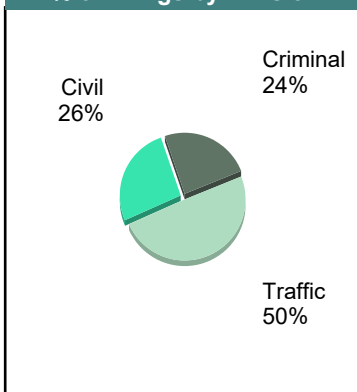


		<u>Filings</u>	<u>Hearings</u>	<u>Transactions</u>	<u>Concluded</u>	<u>Cont</u>
<u>Criminal</u>						
Capias	CA	41	142	142	50	92
Civil Violation	CV	5	11	11	4	7
Felony	F	184	550	550	136	414
Misdemeanor	M	412	964	981	348	633
Show Cause	SC	7	63	63	15	48
Criminal Total		649	1,730	1,747	553	1,194
<u>Traffic</u>						
Capias	CA	14	64	64	26	38
Civil Violation	CV	0	1	1	0	1
Felony	F	4	16	16	7	9
Infraction	I	1,000	790	1,239	982	257
Misdemeanor	M	320	556	574	276	298
Show Cause	SC	0	11	11	5	6
Traffic Total		1,338	1,438	1,905	1,296	609
<u>Civil</u>						
Abstract	AJ	4	0	4	4	-
Admin License	AL	18	0	18	18	-
Capias	CA	1	2	2	0	2
Garnishment	GA	192	50	247	197	50
Impoundment	IM	1	0	1	1	-
Interrogatory	IN	10	15	26	11	15
Other	OT	1	2	2	1	1
Protective Order	PO	5	2	6	5	1
Prelim Prot Order	PP	5	6	14	8	6
Restricted O/L	RL	1	0	1	1	-
Show Cause	SC	8	5	10	5	5
Unlawful Detainer	UD	116	86	131	111	20
Warrant in Debt	WD	354	345	483	361	122
Civil Total		716	513	945	723	222
Stafford Totals		2,703	3,681	4,597	2,572	2,025

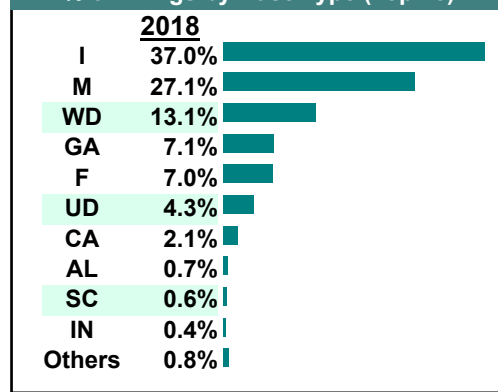
Calendared Filings with Top 12 Scheduled Times



% of Filings by Division

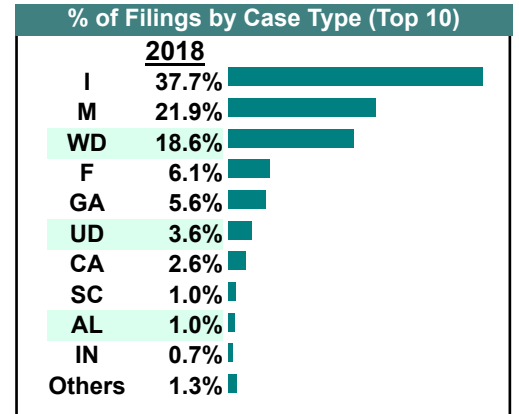
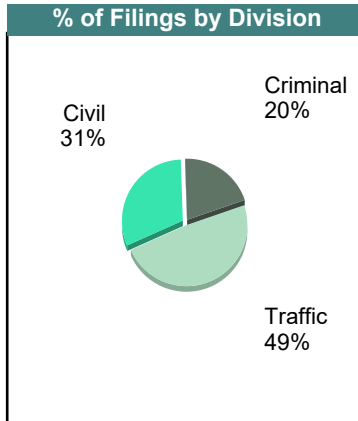
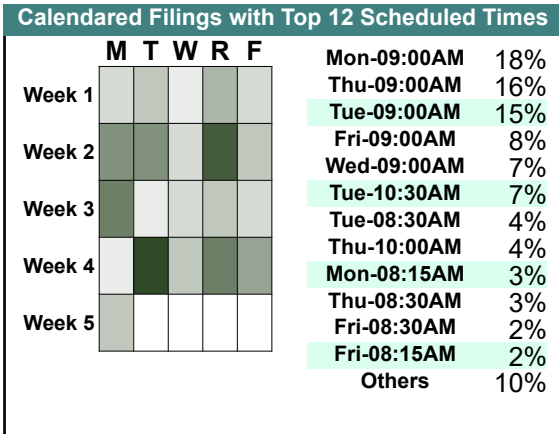


% of Filings by Case Type (Top 10)



April 2018

		<u>Filings</u>	<u>Hearings</u>	<u>Transactions</u>	<u>Concluded</u>	<u>Cont</u>
<u>Criminal</u>						
Capias	CA	49	145	145	45	100
Civil Violation	CV	8	20	20	8	12
Felony	F	156	618	623	181	442
Misdemeanor	M	301	975	985	381	604
Show Cause	SC	5	63	63	27	36
Criminal Total		519	1,821	1,836	642	1,194
<u>Traffic</u>						
Capias	CA	18	69	69	16	53
Civil Violation	CV	0	1	1	0	1
Felony	F	2	10	10	3	7
Infraction	I	973	960	1,413	1,098	315
Misdemeanor	M	264	571	578	288	290
Show Cause	SC	1	11	11	4	7
Traffic Total		1,258	1,622	2,082	1,409	673
<u>Civil</u>						
Abstract	AJ	3	0	3	3	-
Admin License	AL	25	0	25	25	-
Bond Forfeiture	BF	2	4	4	0	4
Detinue	DT	2	1	2	1	1
Garnishment	GA	145	67	222	155	67
Interrogatory	IN	17	27	45	18	27
Overweight	OC	1	0	1	1	-
Other	OT	1	2	4	2	2
Protective Order	PO	4	1	5	4	1
Prelim Prot Order	PP	12	5	14	9	5
Show Cause	SC	21	10	35	28	7
Tenants Assertion	TA	0	1	1	1	-
Unlawful Detainer	UD	92	59	118	99	19
Warrant in Debt	WD	481	476	619	476	143
Civil Total		806	653	1,098	822	276
Stafford Totals		2,583	4,096	5,016	2,873	2,143

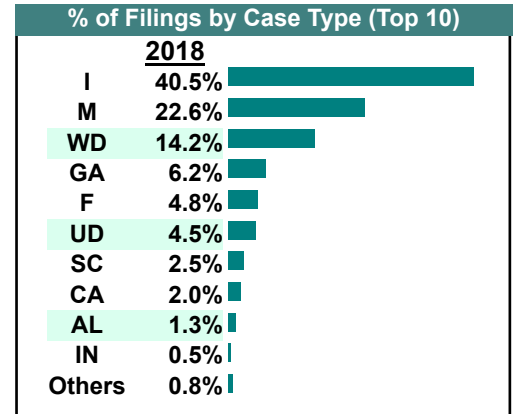
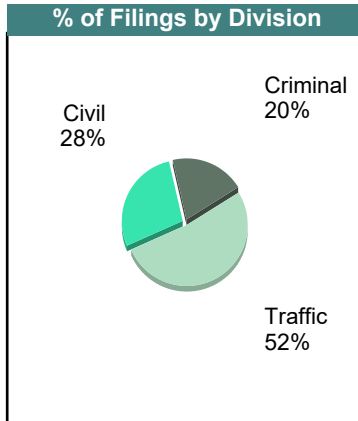
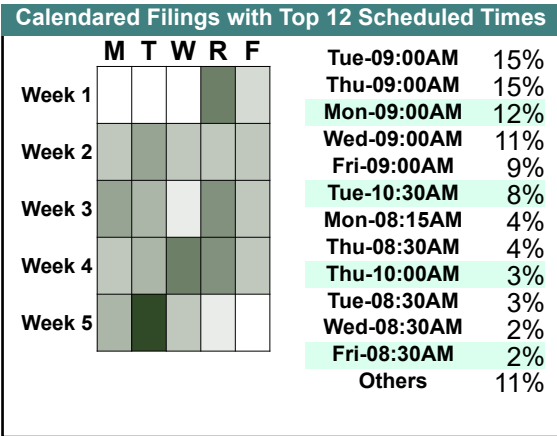


CASELOAD STATISTICS OF THE GENERAL DISTRICT COURTS

March 2018

District: 15

		<u>Filings</u>	<u>Hearings</u>	<u>Transactions</u>	<u>Concluded</u>	<u>Cont</u>
<u>Criminal</u>						
Capias	CA	43	135	135	45	90
Civil Violation	CV	4	14	14	5	9
Felony	F	131	568	568	181	387
Misdemeanor	M	329	910	918	297	621
Restricted O/L	RL	1	1	1	1	-
Show Cause	SC	39	157	157	30	127
Criminal Total		547	1,785	1,793	559	1,234
<u>Traffic</u>						
Capias	CA	14	48	48	20	28
Civil Violation	CV	0	2	2	1	1
Felony	F	4	7	7	0	7
Infraction	I	1,130	953	1,425	1,021	404
Misdemeanor	M	300	550	562	272	290
Show Cause	SC	9	26	26	9	17
Traffic Total		1,457	1,586	2,070	1,323	747
<u>Civil</u>						
Abstract	AJ	3	0	3	3	-
Admin License	AL	37	0	37	37	-
Bond Forfeiture	BF	0	3	3	1	2
Detinue	DT	0	1	1	1	-
Garnishment	GA	172	66	220	154	66
Interrogatory	IN	13	25	40	15	25
Other	OT	2	3	3	1	2
Protective Order	PO	4	1	5	4	1
Prelim Prot Order	PP	9	8	17	9	8
Show Cause	SC	22	10	28	18	10
Tenants Assertion	TA	0	1	1	0	1
Unlawful Detainer	UD	126	91	146	127	19
Warrant in Debt	WD	397	369	512	377	135
Civil Total		785	578	1,016	747	269
Stafford Totals		2,789	3,949	4,879	2,629	2,250



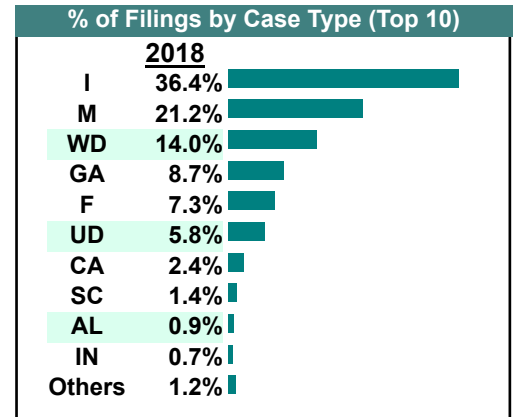
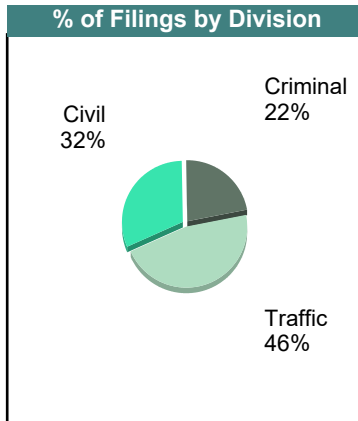
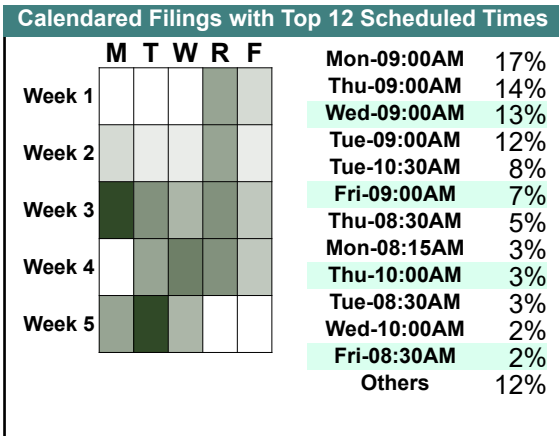
CASELOAD STATISTICS OF THE GENERAL DISTRICT COURTS

February 2018

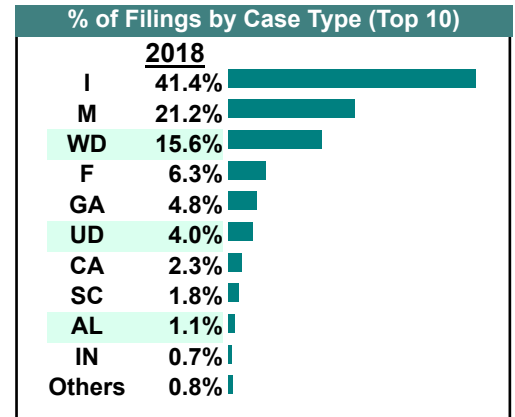
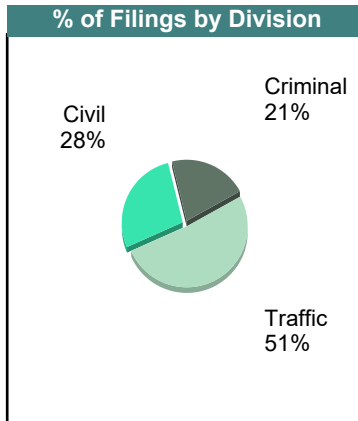
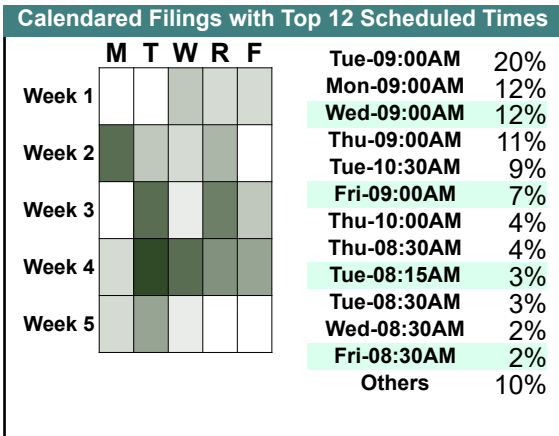
Stafford

District: 15

		<u>Filings</u>	<u>Hearings</u>	<u>Transactions</u>	<u>Concluded</u>	<u>Cont</u>
<u>Criminal</u>						
Capias	CA	49	142	142	46	96
Civil Violation	CV	3	17	17	4	13
Felony	F	174	559	559	143	416
Misdemeanor	M	286	901	907	302	605
Show Cause	SC	22	109	109	19	90
Criminal Total		534	1,728	1,734	514	1,220
<u>Traffic</u>						
Capias	CA	9	55	55	19	36
Felony	F	4	7	7	1	6
Infraction	I	882	769	1,140	905	235
Misdemeanor	M	229	519	522	269	253
Show Cause	SC	3	20	20	4	16
Traffic Total		1,127	1,370	1,744	1,198	546
<u>Civil</u>						
Abstract	AJ	5	0	5	5	-
Admin License	AL	23	0	23	23	-
Bond Forfeiture	BF	3	3	3	0	3
Detinue	DT	2	2	2	1	1
Garnishment	GA	212	58	263	205	58
Interrogatory	IN	16	16	29	13	16
Overweight	OC	1	0	1	1	-
Other	OT	1	1	2	2	-
Protective Order	PO	6	3	8	5	1
Prelim Prot Order	PP	8	11	21	10	11
Show Cause	SC	8	5	11	7	4
Tenants Assertion	TA	0	0	1	1	-
Unlawful Detainer	UD	140	101	169	145	24
Warrant in Debt	WD	339	361	488	375	113
Civil Total		764	561	1,026	793	231
Stafford Totals		2,425	3,659	4,504	2,505	1,997



		<u>Filings</u>	<u>Hearings</u>	<u>Transactions</u>	<u>Concluded</u>	<u>Cont</u>
<u>Criminal</u>						
Capias	CA	56	136	136	38	98
Civil Violation	CV	2	8	8	3	5
Felony	F	201	522	522	132	390
Misdemeanor	M	376	957	960	294	666
Motion	MO	1	1	1	1	-
Show Cause	SC	30	108	108	23	85
Criminal Total		666	1,732	1,735	491	1,244
<u>Traffic</u>						
Capias	CA	17	62	62	13	49
Civil Violation	CV	0	1	1	0	1
Felony	F	1	4	4	1	3
Infraction	I	1,325	983	1,542	1,260	282
Misdemeanor	M	303	571	572	304	268
Show Cause	SC	1	13	13	2	11
Traffic Total		1,647	1,634	2,194	1,580	614
<u>Civil</u>						
Abstract	AJ	10	0	10	10	-
Admin License	AL	35	0	35	35	-
Capias	CA	0	0	1	1	-
Garnishment	GA	154	53	216	163	53
Impoundment	IM	1	0	1	1	-
Interrogatory	IN	22	32	59	27	32
Protective Order	PO	1	0	1	1	-
Prelim Prot Order	PP	8	6	8	2	6
Show Cause	SC	25	6	38	32	6
Tenants Assertion	TA	2	1	2	1	1
Unlawful Detainer	UD	129	92	165	126	39
Warrant in Debt	WD	500	498	658	531	127
Civil Total		887	688	1,194	930	264
Stafford Totals		3,200	4,054	5,123	3,001	2,122



CASELOAD STATISTICS OF THE GENERAL DISTRICT COURTS

December 2018

Westmoreland

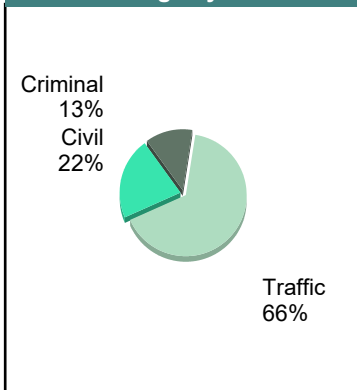
District: 15

		Filings	Hearings	Transactions	Concluded	Cont
<u>Criminal</u>						
Capias	CA	1	4	4	1	3
Civil Violation	CV	1	1	1	0	1
Felony	F	25	45	45	11	34
Misdemeanor	M	30	65	66	25	41
Show Cause	SC	0	1	1	0	1
Criminal Total		57	116	117	37	80
<u>Traffic</u>						
Capias	CA	1	7	7	3	4
Civil Violation	CV	0	2	2	1	1
Felony	F	0	2	2	2	-
Infraction	I	234	179	274	219	55
Misdemeanor	M	57	123	123	66	56
Show Cause	SC	4	7	7	2	5
Traffic Total		296	320	415	293	121
<u>Civil</u>						
Admin License	AL	1	0	1	1	-
Garnishment	GA	18	2	18	16	2
Impoundment	IM	1	1	1	0	-
Interrogatory	IN	1	0	1	1	-
Other	OT	1	1	1	0	-
Protective Order	PO	2	2	2	0	-
Unlawful Detainer	UD	20	18	22	9	13
Warrant in Debt	WD	53	52	61	37	24
Civil Total		97	76	107	64	39
Westmoreland Totals		450	512	639	394	240

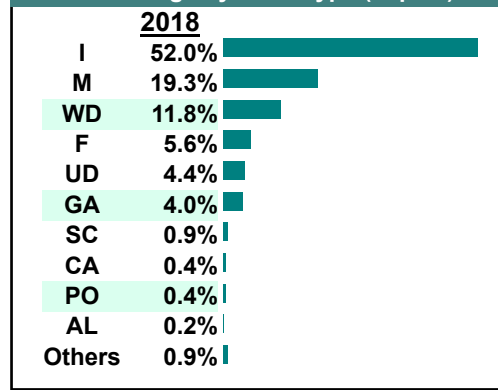
Calendared Filings with Top 12 Scheduled Times

	M	T	W	R	F		
Week 1						Tue-10:00AM	35%
						Tue-09:01AM	22%
						Tue-13:00PM	18%
Week 2						Mon-09:00AM	16%
						Mon-09:02AM	4%
Week 3						Wed-09:01AM	1%
						Tue-09:00AM	1%
Week 4						Thu-09:01AM	0%
						Wed-08:00AM	0%
						Fri-09:00AM	0%
						Mon-09:01AM	0%
						Wed-09:00AM	0%
						Others	0%

% of Filings by Division



% of Filings by Case Type (Top 10)



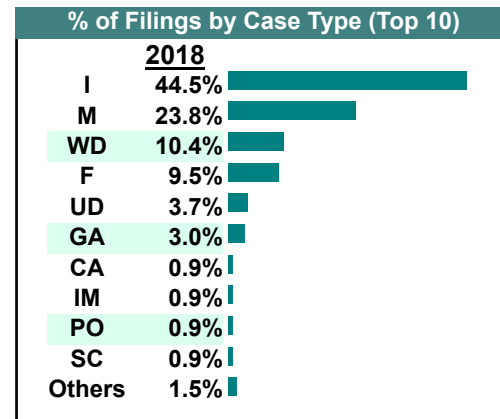
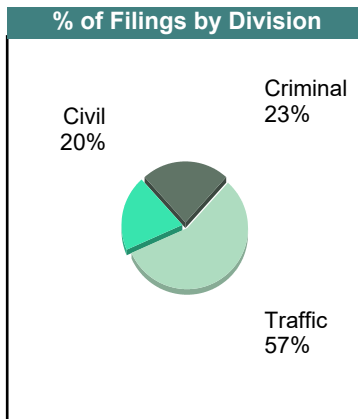
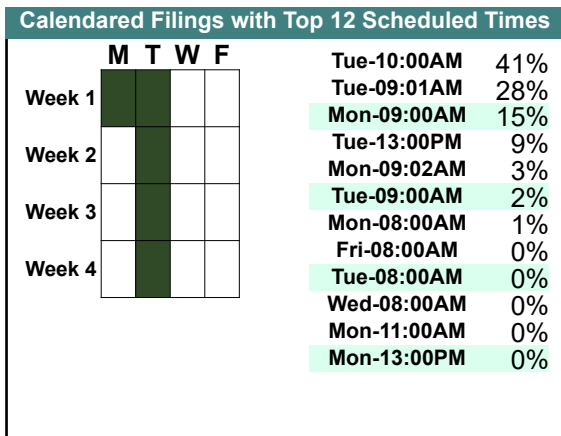
CASELOAD STATISTICS OF THE GENERAL DISTRICT COURTS

November 2018

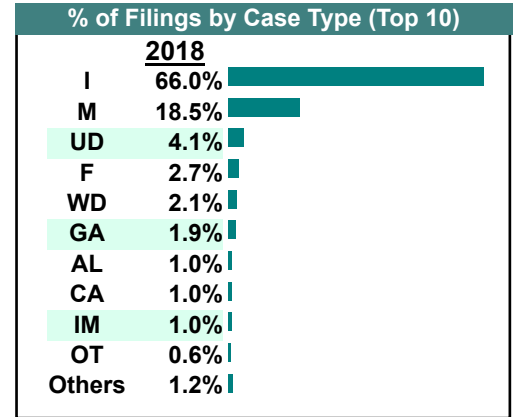
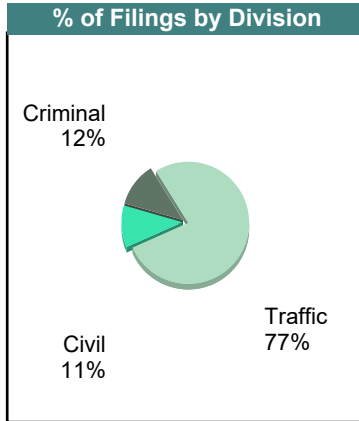
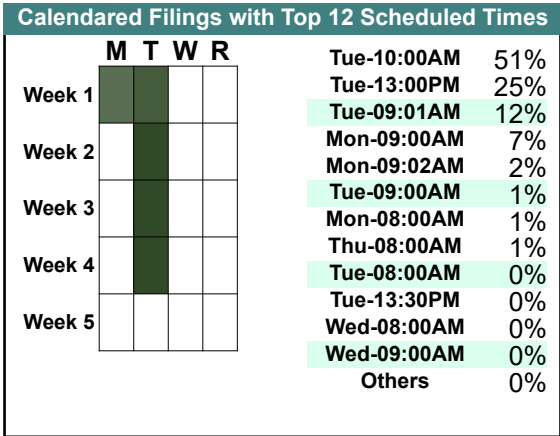
Westmoreland

District: 15

		<u>Filings</u>	<u>Hearings</u>	<u>Transactions</u>	<u>Concluded</u>	<u>Cont</u>
<u>Criminal</u>						
Capias	CA	1	2	2	0	2
Civil Violation	CV	1	1	1	1	-
Felony	F	31	55	55	33	22
Misdemeanor	M	43	108	110	45	65
Show Cause	SC	0	1	1	0	1
Criminal Total		76	167	169	79	90
<u>Traffic</u>						
Capias	CA	2	8	8	4	4
Civil Violation	CV	0	1	1	1	-
Felony	F	0	2	2	0	2
Infraction	I	146	129	189	153	36
Misdemeanor	M	35	94	94	44	50
Show Cause	SC	3	9	9	2	7
Traffic Total		186	243	303	204	99
<u>Civil</u>						
Admin License	AL	2	0	2	2	-
Garnishment	GA	10	0	11	11	-
Impoundment	IM	3	0	3	3	-
Other	OT	2	0	2	2	-
Protective Order	PO	3	1	4	3	1
Unlawful Detainer	UD	12	14	23	20	3
Warrant in Debt	WD	34	37	44	39	5
Civil Total		66	52	89	80	9
Westmoreland Totals		328	462	561	363	198



		<u>Filings</u>	<u>Hearings</u>	<u>Transactions</u>	<u>Concluded</u>	<u>Cont</u>
<u>Criminal</u>						
Capias	CA	2	11	11	9	2
Felony	F	14	63	63	38	25
Misdemeanor	M	45	97	114	70	44
Show Cause	SC	0	3	3	2	1
Criminal Total		61	174	191	119	72
<u>Traffic</u>						
Capias	CA	3	9	9	3	6
Civil Violation	CV	1	3	3	0	3
Felony	F	0	3	3	2	1
Infraction	I	342	250	389	343	46
Misdemeanor	M	51	114	117	59	58
Show Cause	SC	3	5	5	2	3
Traffic Total		400	384	526	409	117
<u>Civil</u>						
Admin License	AL	5	0	5	5	-
Garnishment	GA	10	0	11	11	-
Impoundment	IM	5	0	5	5	-
Motion for Judgment	MJ	2	2	2	2	-
Other	OT	3	0	4	4	-
Unlawful Detainer	UD	21	23	25	13	12
Warrant in Debt	WD	11	11	15	8	7
Civil Total		57	36	67	48	19
Westmoreland Totals		518	594	784	576	208



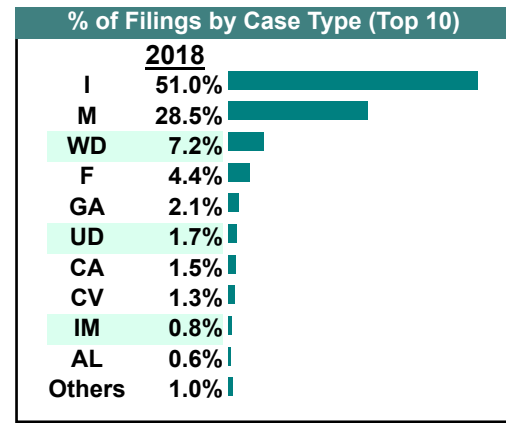
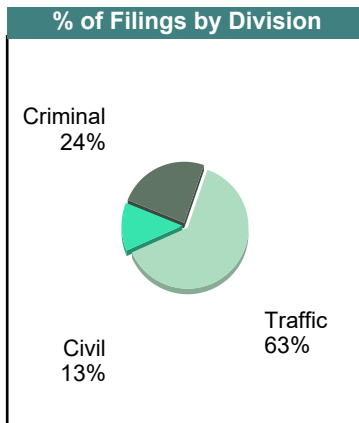
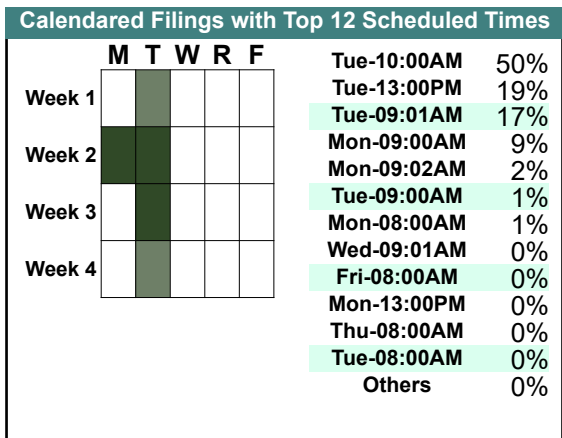
CASELOAD STATISTICS OF THE GENERAL DISTRICT COURTS

September 2018

Westmoreland

District: 15

		<u>Filings</u>	<u>Hearings</u>	<u>Transactions</u>	<u>Concluded</u>	<u>Cont</u>
<u>Criminal</u>						
Capias	CA	3	10	10	4	6
Civil Violation	CV	6	3	6	6	-
Felony	F	23	55	55	18	37
Misdemeanor	M	94	141	186	110	76
Show Cause	SC	1	3	3	1	2
Criminal Total		127	212	260	139	121
<u>Traffic</u>						
Capias	CA	5	10	10	2	8
Civil Violation	CV	1	2	2	1	1
Felony	F	0	4	4	3	1
Infraction	I	268	193	322	272	50
Misdemeanor	M	56	125	126	55	71
Show Cause	SC	2	5	5	2	3
Traffic Total		332	339	469	335	134
<u>Civil</u>						
Admin License	AL	3	0	3	3	-
Garnishment	GA	11	1	12	11	1
Impoundment	IM	4	0	4	4	-
Other	OT	1	1	1	0	1
Protective Order	PO	1	1	1	0	1
Unlawful Detainer	UD	9	8	11	8	3
Warrant in Debt	WD	38	38	49	40	9
Civil Total		67	49	81	66	15
Westmoreland Totals		526	600	810	540	270



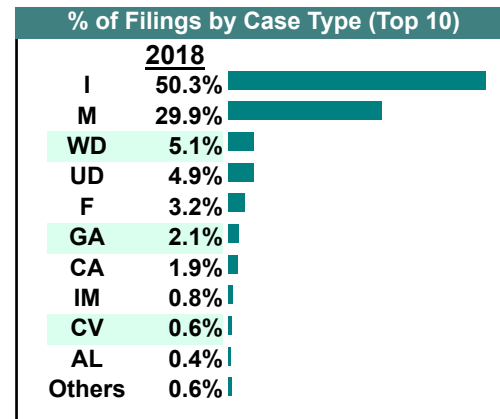
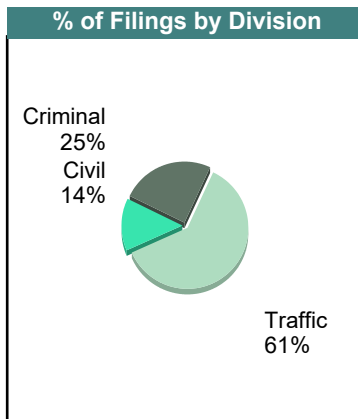
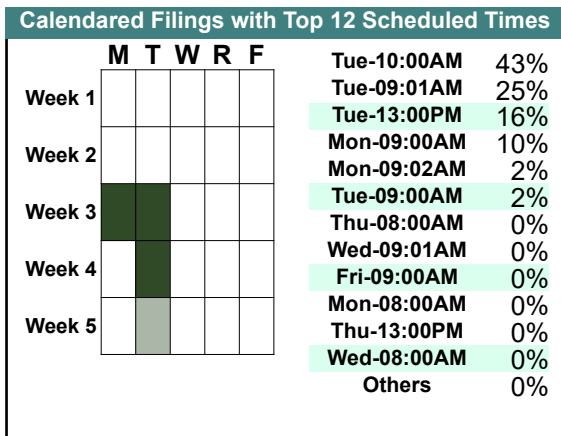
CASELOAD STATISTICS OF THE GENERAL DISTRICT COURTS

August 2018

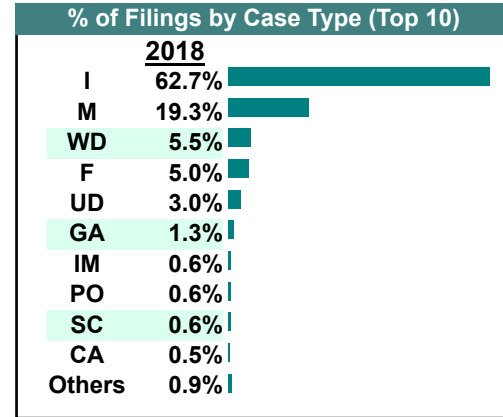
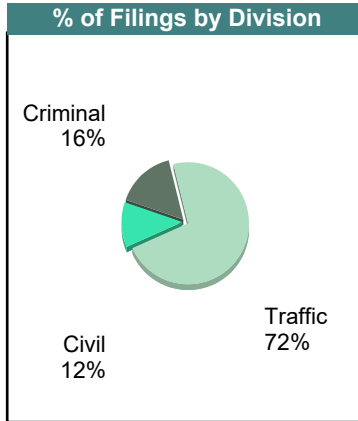
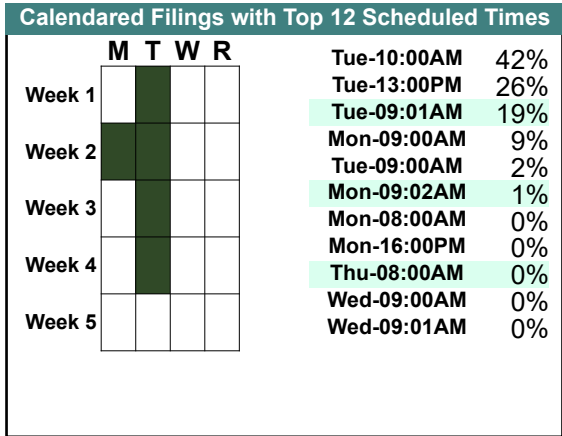
Westmoreland

District: 15

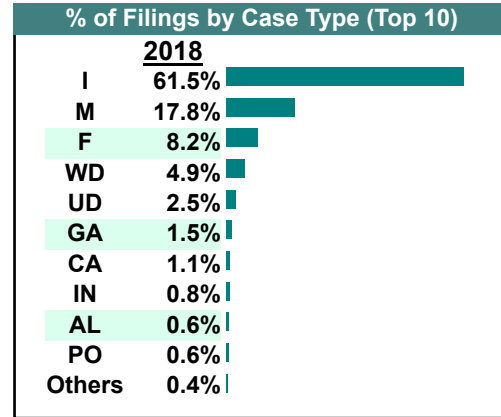
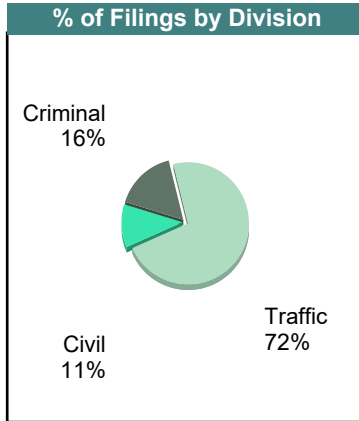
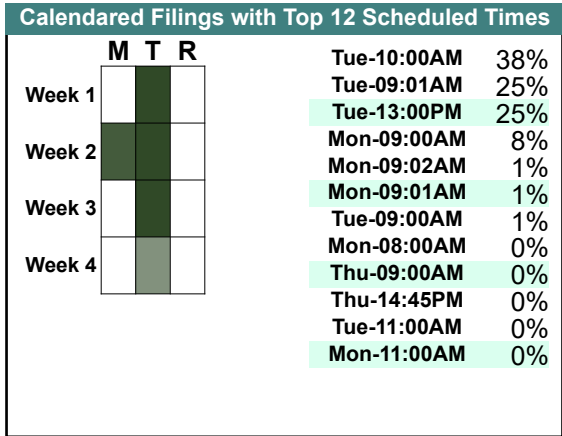
		<u>Filings</u>	<u>Hearings</u>	<u>Transactions</u>	<u>Concluded</u>	<u>Cont</u>
<u>Criminal</u>						
Capias	CA	7	16	16	6	10
Civil Violation	CV	3	0	3	3	-
Felony	F	15	52	52	13	39
Misdemeanor	M	91	139	164	79	85
Show Cause	SC	1	2	2	0	2
Criminal Total		117	209	237	101	136
<u>Traffic</u>						
Capias	CA	2	5	5	4	1
Civil Violation	CV	0	1	1	0	1
Felony	F	0	8	8	4	4
Infraction	I	237	178	283	237	46
Misdemeanor	M	50	103	103	48	55
Show Cause	SC	0	3	3	2	1
Traffic Total		289	298	403	295	108
<u>Civil</u>						
Admin License	AL	2	0	2	2	-
Garnishment	GA	10	2	12	10	2
Impoundment	IM	4	0	4	4	-
Other	OT	2	0	2	2	-
Protective Order	PO	0	0	3	3	-
Unlawful Detainer	UD	23	16	23	20	3
Warrant in Debt	WD	24	26	31	23	8
Civil Total		65	44	77	64	13
Westmoreland Totals		471	551	717	460	257



		<u>Filings</u>	<u>Hearings</u>	<u>Transactions</u>	<u>Concluded</u>	<u>Cont</u>
<u>Criminal</u>						
Capias	CA	2	4	4	1	3
Felony	F	28	56	56	27	29
Misdemeanor	M	70	98	109	43	66
Show Cause	SC	1	2	2	1	1
Criminal Total		101	160	171	72	99
<u>Traffic</u>						
Capias	CA	1	6	6	3	3
Felony	F	4	6	6	1	5
Infraction	I	400	249	439	392	47
Misdemeanor	M	53	100	101	57	44
Show Cause	SC	3	3	3	0	3
Traffic Total		461	364	555	453	102
<u>Civil</u>						
Abstract	AJ	1	0	1	1	-
Admin License	AL	2	0	2	2	-
Garnishment	GA	8	2	10	8	2
Impoundment	IM	4	0	4	4	-
Other	OT	3	0	3	3	-
Protective Order	PO	4	4	7	4	3
Unlawful Detainer	UD	19	14	19	19	-
Warrant in Debt	WD	35	35	42	33	9
Civil Total		76	55	88	74	14
Westmoreland Totals		638	579	814	599	215



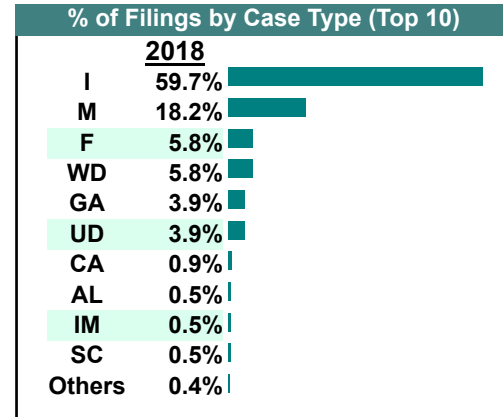
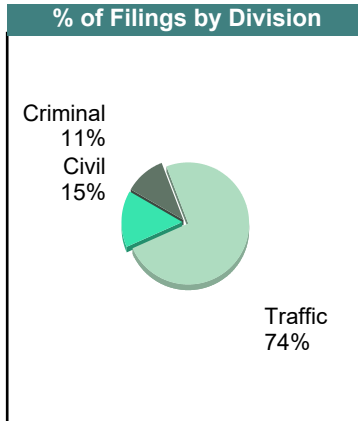
		<u>Filings</u>	<u>Hearings</u>	<u>Transactions</u>	<u>Concluded</u>	<u>Cont</u>
<u>Criminal</u>						
Capias	CA	1	7	7	2	5
Felony	F	39	63	63	40	23
Misdemeanor	M	37	110	114	46	68
Show Cause	SC	0	7	7	7	-
Criminal Total		77	187	191	95	96
<u>Traffic</u>						
Capias	CA	4	11	11	5	6
Felony	F	0	5	5	0	5
Infraction	I	291	210	346	289	57
Misdemeanor	M	47	120	120	47	73
Show Cause	SC	0	6	6	5	1
Traffic Total		342	352	488	346	142
<u>Civil</u>						
Admin License	AL	3	0	3	3	-
Garnishment	GA	7	1	7	6	1
Impoundment	IM	1	0	1	1	-
Interrogatory	IN	4	0	5	5	-
Protective Order	PO	3	4	5	1	3
Show Cause	SC	1	0	2	2	-
Unlawful Detainer	UD	12	10	12	12	-
Warrant in Debt	WD	23	29	35	26	9
Civil Total		54	44	70	56	13
Westmoreland Totals		473	583	749	497	251



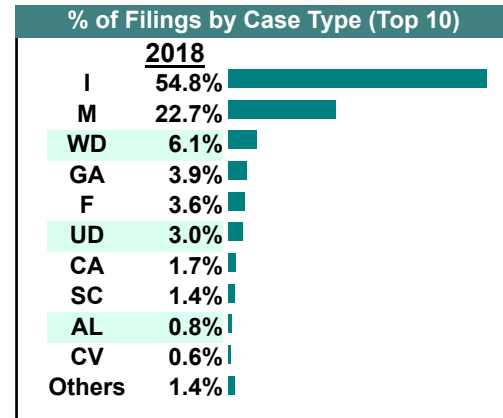
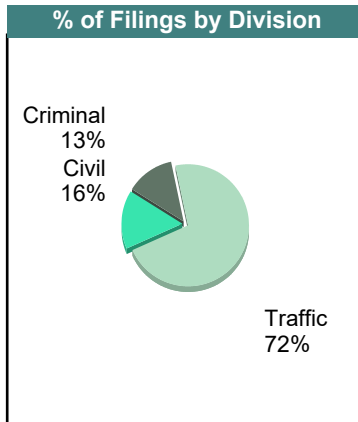
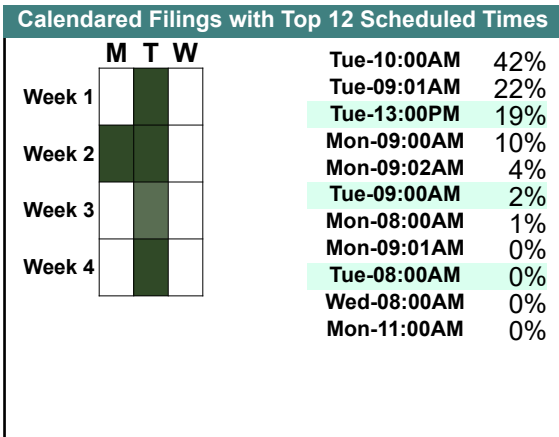
		<u>Filings</u>	<u>Hearings</u>	<u>Transactions</u>	<u>Concluded</u>	<u>Cont</u>
<u>Criminal</u>						
Capias	CA	3	9	9	1	8
Felony	F	28	50	50	15	35
Misdemeanor	M	30	105	106	33	73
Show Cause	SC	0	9	9	3	6
Criminal Total		61	173	174	52	122
<u>Traffic</u>						
Capias	CA	2	6	6	1	5
Civil Violation	CV	0	3	3	2	1
Felony	F	5	10	10	1	9
Infraction	I	341	247	390	346	44
Misdemeanor	M	74	136	136	66	70
Show Cause	SC	2	10	10	3	7
Traffic Total		424	412	555	419	136
<u>Civil</u>						
Admin License	AL	3	0	3	3	-
Garnishment	GA	22	1	22	21	1
Impoundment	IM	3	0	3	3	-
Interrogatory	IN	0	1	1	0	1
Other	OT	2	0	2	2	-
Protective Order	PO	0	3	3	0	3
Show Cause	SC	1	1	1	0	1
Unlawful Detainer	UD	22	17	28	28	-
Warrant in Debt	WD	33	33	41	29	12
Civil Total		86	56	104	86	18
Westmoreland Totals		571	641	833	557	276

Calendared Filings with Top 12 Scheduled Times

	M	T	W	R	F		
Week 1						Tue-10:00AM	42%
						Tue-13:00PM	25%
Week 2						Tue-09:01AM	17%
						Mon-09:00AM	10%
Week 3						Mon-09:02AM	4%
						Mon-09:01AM	1%
Week 4						Tue-09:00AM	1%
						Mon-08:00AM	0%
						Wed-08:00AM	0%
						Fri-08:00AM	0%
						Thu-09:00AM	0%
						Wed-09:01AM	0%
						Others	0%



		<u>Filings</u>	<u>Hearings</u>	<u>Transactions</u>	<u>Concluded</u>	<u>Cont</u>
<u>Criminal</u>						
Capias	CA	6	9	9	5	4
Civil Violation	CV	1	1	1	1	-
Felony	F	12	49	49	15	34
Misdemeanor	M	24	115	115	28	87
Show Cause	SC	3	8	8	3	5
Criminal Total		46	182	182	52	130
<u>Traffic</u>						
Capias	CA	0	6	6	4	2
Civil Violation	CV	1	1	1	1	-
Felony	F	1	4	4	1	3
Infraction	I	198	156	241	196	45
Misdemeanor	M	58	101	102	49	53
Show Cause	SC	1	6	6	1	5
Traffic Total		259	274	360	252	108
<u>Civil</u>						
Admin License	AL	3	0	3	3	-
Garnishment	GA	14	0	14	14	-
Impoundment	IM	1	0	1	1	-
Interrogatory	IN	0	0	1	1	-
Other	OT	2	0	3	3	-
Protective Order	PO	2	2	3	1	2
Show Cause	SC	1	0	1	1	-
Unlawful Detainer	UD	11	8	12	11	1
Warrant in Debt	WD	22	22	30	25	5
Civil Total		56	32	68	60	8
Westmoreland Totals		361	488	610	364	246



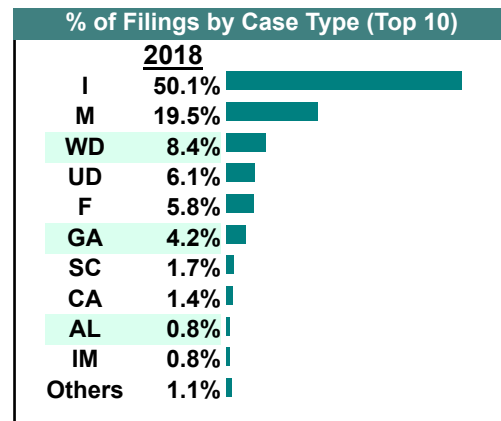
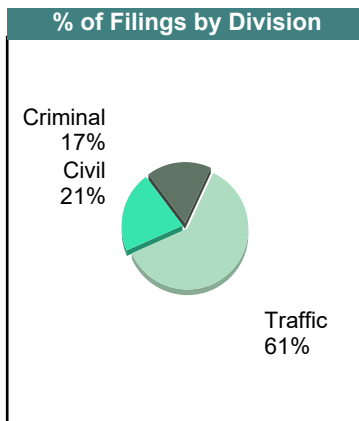
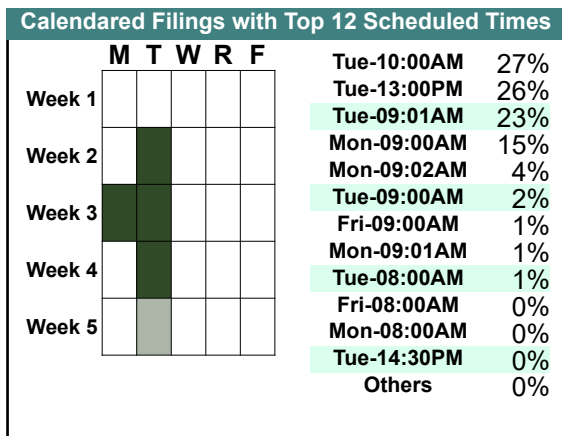
CASELOAD STATISTICS OF THE GENERAL DISTRICT COURTS

March 2018

Westmoreland

District: 15

		<u>Filings</u>	<u>Hearings</u>	<u>Transactions</u>	<u>Concluded</u>	<u>Cont</u>
<u>Criminal</u>						
Capias	CA	4	10	10	3	7
Felony	F	19	52	52	26	26
Misdemeanor	M	36	100	100	50	50
Show Cause	SC	3	8	8	4	4
Criminal Total		62	170	170	83	87
<u>Traffic</u>						
Capias	CA	1	14	14	5	9
Civil Violation	CV	0	2	2	0	2
Felony	F	2	4	4	0	4
Infraction	I	180	168	247	192	55
Misdemeanor	M	34	111	111	50	61
Show Cause	SC	3	8	8	3	5
Traffic Total		220	307	386	250	136
<u>Civil</u>						
Abstract	AJ	1	0	1	1	-
Admin License	AL	3	0	3	3	-
Detinue	DT	1	0	1	1	-
Garnishment	GA	15	0	17	17	-
Impoundment	IM	3	0	3	3	-
Interrogatory	IN	2	2	2	0	2
Other	OT	0	1	1	0	1
Unlawful Detainer	UD	22	18	25	19	6
Warrant in Debt	WD	30	29	46	35	11
Civil Total		77	50	99	79	20
Westmoreland Totals		359	527	655	412	243



CASELOAD STATISTICS OF THE GENERAL DISTRICT COURTS

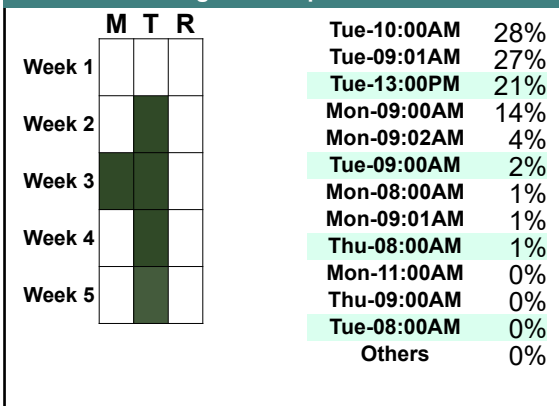
February 2018

Westmoreland

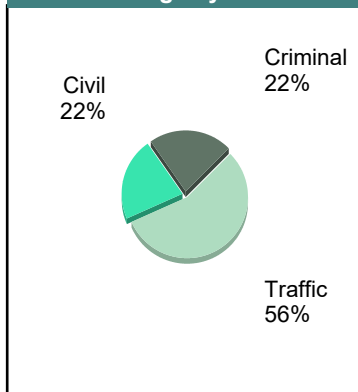
District: 15

		<u>Filings</u>	<u>Hearings</u>	<u>Transactions</u>	<u>Concluded</u>	<u>Cont</u>
<u>Criminal</u>						
Capias	CA	2	11	11	7	4
Felony	F	26	52	52	22	30
Misdemeanor	M	35	108	116	49	67
Show Cause	SC	5	15	15	6	9
Criminal Total		68	186	194	84	110
<u>Traffic</u>						
Capias	CA	3	17	17	4	13
Civil Violation	CV	1	4	4	3	1
Felony	F	0	3	3	2	1
Infraction	I	122	136	183	130	53
Misdemeanor	M	41	128	128	56	72
Show Cause	SC	4	7	7	0	7
Traffic Total		171	295	342	195	147
<u>Civil</u>						
Abstract	AJ	1	0	1	1	-
Admin License	AL	6	0	6	6	-
Detinue	DT	0	0	1	1	-
Garnishment	GA	11	2	12	10	2
Impoundment	IM	1	0	1	1	-
Interrogatory	IN	0	0	5	5	-
Other	OT	3	1	3	2	1
Protective Order	PO	1	1	1	0	1
Show Cause	SC	3	0	6	6	-
Unlawful Detainer	UD	18	15	22	20	2
Warrant in Debt	WD	23	33	42	35	7
Civil Total		67	52	100	87	13
Westmoreland Totals		306	533	636	366	270

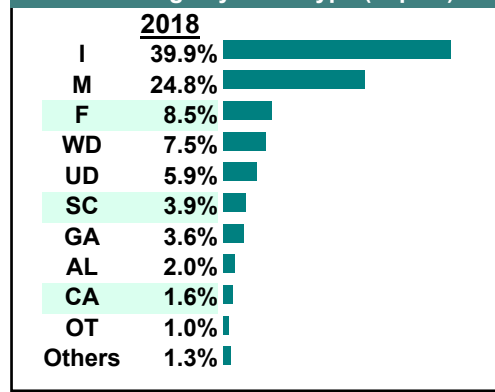
Calendared Filings with Top 12 Scheduled Times



% of Filings by Division



% of Filings by Case Type (Top 10)



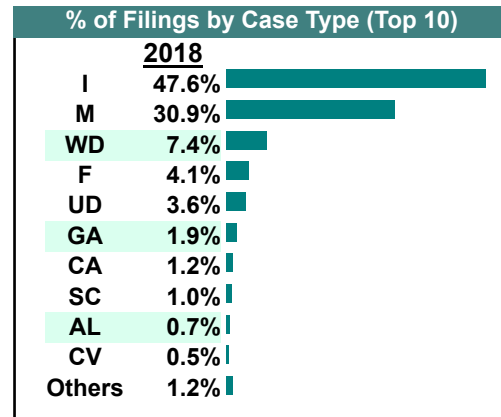
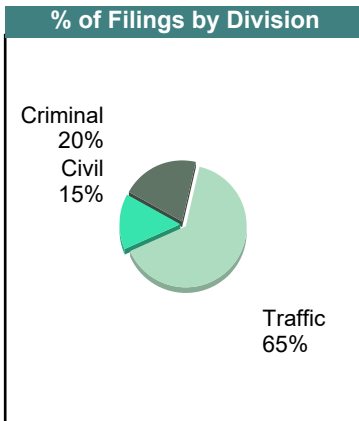
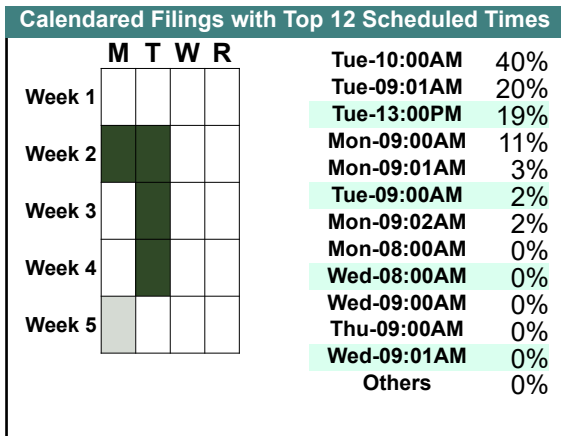
CASELOAD STATISTICS OF THE GENERAL DISTRICT COURTS

January 2018

Westmoreland

District: 15

		<u>Filings</u>	<u>Hearings</u>	<u>Transactions</u>	<u>Concluded</u>	<u>Cont</u>
<u>Criminal</u>						
Capias	CA	4	10	10	2	8
Felony	F	16	42	42	23	19
Misdemeanor	M	63	105	112	31	81
Show Cause	SC	2	10	10	0	10
Criminal Total		85	167	174	56	118
<u>Traffic</u>						
Capias	CA	1	11	11	1	10
Civil Violation	CV	2	3	3	0	3
Felony	F	1	4	4	1	3
Infraction	I	199	144	234	182	52
Misdemeanor	M	66	125	125	47	78
Show Cause	SC	2	3	3	0	3
Traffic Total		271	290	380	231	149
<u>Civil</u>						
Admin License	AL	3	0	3	3	-
Detinue	DT	1	1	1	0	1
Garnishment	GA	8	1	8	7	1
Impoundment	IM	2	0	2	2	-
Interrogatory	IN	2	5	7	2	5
Protective Order	PO	0	0	6	6	-
Show Cause	SC	0	2	2	0	2
Unlawful Detainer	UD	15	24	26	23	3
Warrant in Debt	WD	31	30	44	32	12
Civil Total		62	63	99	75	24
Westmoreland Totals		418	520	653	362	291



Filings by Court & Division

	Caroline	Essex	Frederick sburg	Hanover	King George	Lancaster	Northum berland	Richmon d County	Spotsylva nia	Stafford	Westmore land	Total		
C	Misdemeanor	1,208 8%	338 2%	1,681 12%	2,784 19%	547 4%	298 2%	357 2%	183 1%	2,689 18%	3,886 27%	598 4%	14,569	
	Felony	331 5%	163 2%	764 11%	1,285 19%	238 3%	103 1%	159 2%	59 1%	1,578 23%	1,923 28%	276 4%	6,879	
	Capias	85 4%	40 2%	151 8%	507 26%	79 4%	23 1%	37 2%	12 1%	361 19%	600 31%	36 2%	1,931	
	Show Cause	79 10%	21 3%	137 17%	199 24%	51 6%	11 1%	20 2%	23 3%	91 11%	178 22%	16 2%	826	
	Civil Violation	35 10%	14 4%	34 9%	34 9%	41 11%	14 4%	18 5%	- 0%	99 28%	57 16%	12 3%	358	
	Motion	- 0%	- 0%	- 0%	- 0%	- 0%	2 33%	3 50%	- 0%	- 0%	1 17%	- 0%	- 0%	6
	Restricted O/L	- 0%	- 0%	- 0%	- 0%	- 0%	- 0%	- 0%	- 0%	- 0%	1 100%	- 0%	- 0%	1
	Total	1,738 7%	576 2%	2,767 11%	4,809 20%	956 4%	451 2%	594 2%	277 1%	4,818 20%	6,646 27%	938 4%	24,570	
T	Infraction	12,683 18%	4,458 6%	5,340 8%	10,033 15%	5,802 8%	1,083 2%	978 1%	2,428 4%	11,057 16%	12,215 18%	2,958 4%	69,035	
	Misdemeanor	2,538 13%	599 3%	969 5%	6,494 35%	693 4%	203 1%	259 1%	372 2%	2,926 16%	3,142 17%	622 3%	18,817	
	Capias	89 11%	14 2%	70 8%	305 36%	29 3%	19 2%	12 1%	- 0%	121 14%	156 19%	25 3%	840	
	Felony	30 12%	9 4%	16 6%	56 22%	18 7%	3 1%	11 4%	9 4%	57 22%	32 13%	13 5%	254	
	Show Cause	17 10%	5 3%	21 12%	26 15%	8 5%	18 10%	3 2%	2 1%	25 14%	25 14%	27 15%	177	
	Restricted O/L	- 0%	- 0%	5 5%	87 86%	5 5%	- 0%	2 2%	2 2%	- 0%	- 0%	- 0%	- 0%	101
	Civil Violation	8 29%	- 0%	1 4%	2 7%	6 21%	- 0%	- 0%	4 14%	- 0%	1 4%	6 21%	28	
	Motion	- 0%	- 0%	- 0%	- 0%	- 0%	- 0%	- 0%	- 0%	- 0%	2 100%	- 0%	- 0%	2
	Other	- 0%	- 0%	- 0%	1 100%	- 0%	- 0%	- 0%	- 0%	- 0%	- 0%	- 0%	- 0%	1
	Total	15,365 17%	5,085 6%	6,422 7%	17,004 19%	6,561 7%	1,326 1%	1,265 1%	2,817 3%	14,186 16%	15,573 17%	3,651 4%	89,255	
V	Warrant in Debt	975 4%	303 1%	10,419 39%	2,847 11%	406 2%	266 1%	205 1%	1,003 4%	4,777 18%	4,860 18%	357 1%	26,418	
	Garnishment	387 4%	179 2%	4,190 39%	1,321 12%	174 2%	137 1%	33 0%	46 0%	1,779 17%	2,278 21%	144 1%	10,668	
	Unlawful Detainer	214 4%	154 3%	1,205 21%	711 13%	190 3%	87 2%	37 1%	37 1%	1,237 22%	1,570 28%	204 4%	5,646	
	Interrogatory	22 2%	2 0%	912 67%	73 5%	8 1%	3 0%	6 0%	4 0%	136 10%	184 14%	9 1%	1,359	
	Show Cause	10 1%	89 8%	658 56%	65 6%	16 1%	1 0%	1 0%	- 0%	88 8%	233 20%	6 1%	1,167	

	Caroline	Essex	Frederick sburg	Hanover	King George	Lancaster	Northum berland	Richmon d County	Spotsylva nia	Stafford	Westmore land	Total
V Admin License	66	-	140	145	84	18	27	11	175	277	36	979
	7%	0%	14%	15%	9%	2%	3%	1%	18%	28%	4%	
Detinue	-	147	87	53	-	10	3	2	171	17	2	492
	0%	30%	18%	11%	0%	2%	1%	0%	35%	3%	0%	
Prelim Prot Order	24	20	55	82	17	25	2	-	115	98	-	438
	5%	5%	13%	19%	4%	6%	0%	0%	26%	22%	0%	
Other	6	208	14	54	6	3	2	2	38	13	19	365
	2%	57%	4%	15%	2%	1%	1%	1%	10%	4%	5%	
Protective Order	23	-	23	74	13	5	13	-	26	54	16	247
	9%	0%	9%	30%	5%	2%	5%	0%	11%	22%	6%	
Impoundment	28	3	44	74	9	2	5	2	39	6	32	244
	11%	1%	18%	30%	4%	1%	2%	1%	16%	2%	13%	
Abstract	10	4	3	18	5	-	-	-	52	76	3	171
	6%	2%	2%	11%	3%	0%	0%	0%	30%	44%	2%	
Motion for Judgment	-	-	-	68	10	1	6	-	-	-	2	87
	0%	0%	0%	78%	11%	1%	7%	0%	0%	0%	2%	
Bond Forfeiture	-	-	5	30	-	-	-	-	2	8	-	45
	0%	0%	11%	67%	0%	0%	0%	0%	4%	18%	0%	
Zoning Viol	-	-	-	35	-	-	-	-	-	-	-	35
	0%	0%	0%	100%	0%	0%	0%	0%	0%	0%	0%	
Overweight	7	5	-	1	14	-	-	2	-	4	-	33
	21%	15%	0%	3%	42%	0%	0%	6%	0%	12%	0%	
Capias	1	7	2	4	1	-	-	-	8	6	-	29
	3%	24%	7%	14%	3%	0%	0%	0%	28%	21%	0%	
Tenants Assertion	1	-	4	1	3	1	2	-	6	5	-	23
	4%	0%	17%	4%	13%	4%	9%	0%	26%	22%	0%	
Counter Claim	5	-	-	10	-	-	-	-	6	-	-	21
	24%	0%	0%	48%	0%	0%	0%	0%	29%	0%	0%	
Restricted O/L	1	-	-	-	-	-	-	-	-	9	-	10
	10%	0%	0%	0%	0%	0%	0%	0%	0%	90%	0%	
Distress Seizure	-	-	-	-	-	-	-	-	-	9	-	9
	0%	0%	0%	0%	0%	0%	0%	0%	0%	100%	0%	
Petition-Restore Arms	-	-	-	1	1	-	-	-	2	-	-	4
	0%	0%	0%	25%	25%	0%	0%	0%	50%	0%	0%	
Mechanic's Lien	-	-	-	1	-	-	-	-	1	-	-	2
	0%	0%	0%	50%	0%	0%	0%	0%	50%	0%	0%	
Attachment	-	-	-	1	-	-	-	-	-	-	-	1
	0%	0%	0%	100%	0%	0%	0%	0%	0%	0%	0%	
Total	1,780	1,121	17,761	5,669	957	559	342	1,109	8,658	9,707	830	48,493
	4%	2%	37%	12%	2%	1%	1%	2%	18%	20%	2%	
Total	18,883	6,782	26,950	27,482	8,474	2,336	2,201	4,203	27,662	31,926	5,419	162,318
	12%	4%	17%	17%	5%	1%	1%	3%	17%	20%	3%	

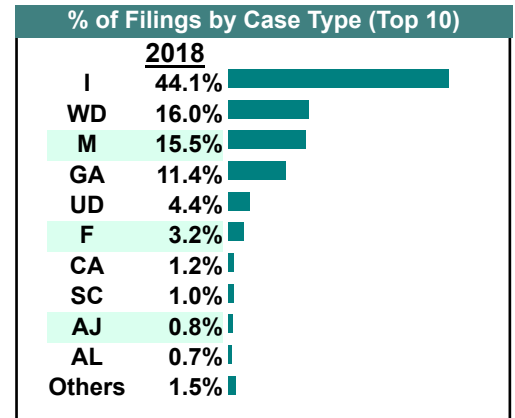
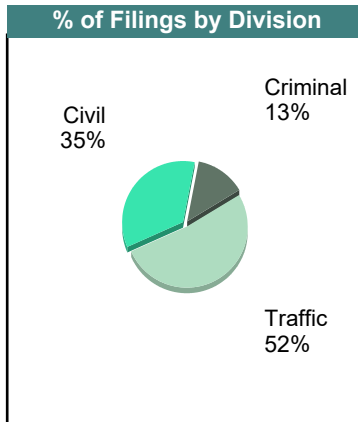
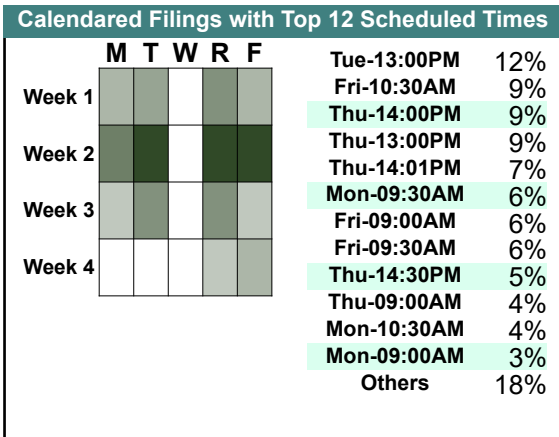
CASELOAD STATISTICS OF THE GENERAL DISTRICT COURTS

December 2018

Albemarle

District: 16

		<u>Filings</u>	<u>Hearings</u>	<u>Transactions</u>	<u>Concluded</u>	<u>Cont</u>
<u>Criminal</u>						
Capias	CA	10	32	32	13	19
Civil Violation	CV	5	11	11	1	10
Felony	F	57	144	178	75	103
Misdemeanor	M	165	381	386	128	258
Show Cause	SC	19	29	29	15	14
Criminal Total		256	597	636	232	404
<u>Traffic</u>						
Capias	CA	13	35	35	13	22
Felony	F	4	11	13	5	8
Infraction	I	845	532	1,022	856	166
Misdemeanor	M	132	323	325	158	167
Show Cause	SC	0	2	2	2	-
Traffic Total		994	903	1,397	1,034	363
<u>Civil</u>						
Abstract	AJ	16	0	16	16	-
Admin License	AL	14	1	15	14	1
Detinue	DT	12	18	27	16	11
Garnishment	GA	219	10	227	217	10
Interrogatory	IN	3	6	12	6	6
Other	OT	5	1	5	4	1
Prelim Prot Order	PP	3	2	6	4	2
Show Cause	SC	1	1	2	1	1
Unlawful Detainer	UD	84	69	97	72	25
Warrant in Debt	WD	307	295	391	328	63
Civil Total		664	403	798	678	120
Albemarle Totals		1,914	1,903	2,831	1,944	887



CASELOAD STATISTICS OF THE GENERAL DISTRICT COURTS

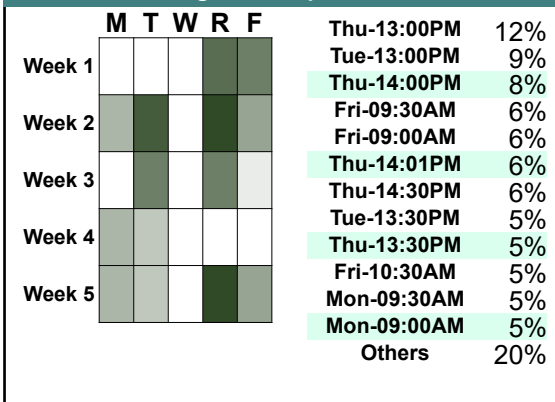
November 2018

Albemarle

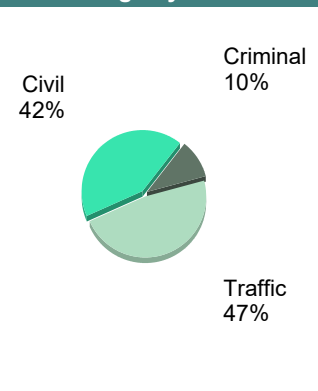
District: 16

		<u>Filings</u>	<u>Hearings</u>	<u>Transactions</u>	<u>Concluded</u>	<u>Cont</u>
<u>Criminal</u>						
Capias	CA	10	23	23	12	11
Civil Violation	CV	6	10	10	4	6
Felony	F	52	132	157	45	112
Misdemeanor	M	134	311	321	127	194
Show Cause	SC	10	19	19	10	9
Criminal Total		212	495	530	198	332
<u>Traffic</u>						
Capias	CA	7	26	26	8	18
Felony	F	6	9	9	1	8
Infraction	I	817	484	998	844	152
Misdemeanor	M	153	286	288	131	157
Show Cause	SC	1	2	2	0	2
Traffic Total		984	807	1,323	984	337
<u>Civil</u>						
Abstract	AJ	12	0	12	12	-
Admin License	AL	17	0	17	17	-
Counter Claim	CC	1	0	1	1	-
Detinue	DT	34	43	56	37	19
Garnishment	GA	251	19	266	247	18
Interrogatory	IN	7	7	12	5	7
Other	OT	4	2	5	3	2
Protective Order	PO	1	0	1	1	-
Prelim Prot Order	PP	2	3	6	3	3
Show Cause	SC	0	2	2	0	2
Third Party Claim	TH	0	1	2	1	1
Unlawful Detainer	UD	108	73	128	109	19
Warrant in Debt	WD	440	428	546	424	122
Zoning Viol	ZO	0	1	1	0	1
Civil Total		877	579	1,055	860	194
Albemarle Totals		2,073	1,881	2,908	2,042	863

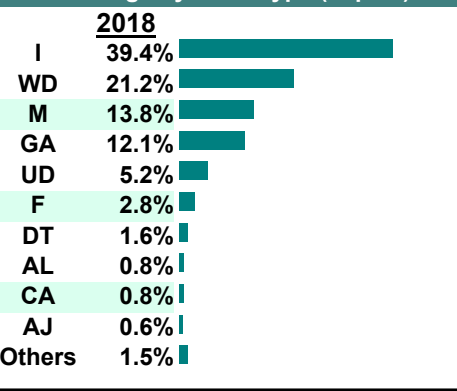
Calendared Filings with Top 12 Scheduled Times



% of Filings by Division

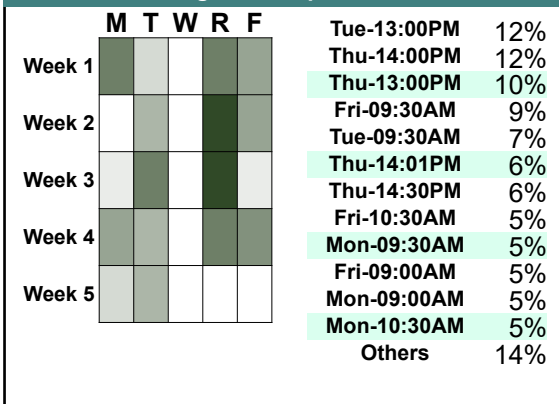


% of Filings by Case Type (Top 10)

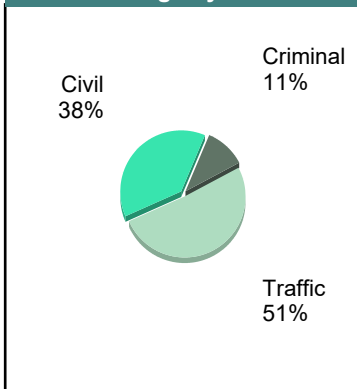


		<u>Filings</u>	<u>Hearings</u>	<u>Transactions</u>	<u>Concluded</u>	<u>Cont</u>
<u>Criminal</u>						
Capias	CA	12	26	26	6	20
Civil Violation	CV	3	9	9	4	5
Felony	F	65	126	141	28	113
Misdemeanor	M	168	366	377	150	227
Show Cause	SC	9	18	18	11	7
Criminal Total		257	545	571	199	372
<u>Traffic</u>						
Capias	CA	13	29	29	9	20
Civil Violation	CV	1	0	1	1	-
Felony	F	4	13	13	1	12
Infraction	I	1,023	567	1,169	995	174
Misdemeanor	M	164	307	308	150	158
Show Cause	SC	1	3	3	3	-
Traffic Total		1,206	919	1,523	1,159	364
<u>Civil</u>						
Abstract	AJ	3	0	3	3	-
Admin License	AL	20	0	20	20	-
Counter Claim	CC	1	0	1	1	-
Detinue	DT	24	37	51	33	18
Garnishment	GA	277	6	285	279	6
Interrogatory	IN	4	6	14	8	6
Other	OT	5	0	7	7	-
Protective Order	PO	2	0	2	2	-
Prelim Prot Order	PP	8	9	17	8	9
Show Cause	SC	1	1	2	1	1
Unlawful Detainer	UD	94	61	117	100	17
Warrant in Debt	WD	462	409	551	436	115
Zoning Viol	ZO	0	1	1	0	1
Civil Total		901	530	1,071	898	173
Albemarle Totals		2,364	1,994	3,165	2,256	909

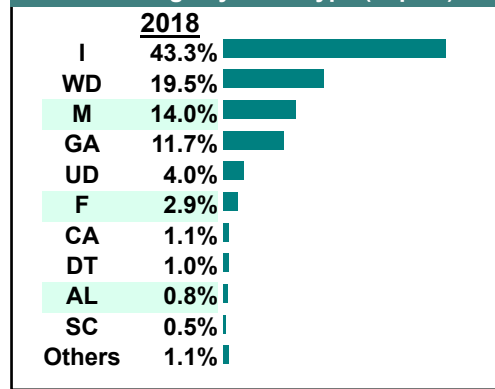
Calendared Filings with Top 12 Scheduled Times



% of Filings by Division




% of Filings by Case Type (Top 10)

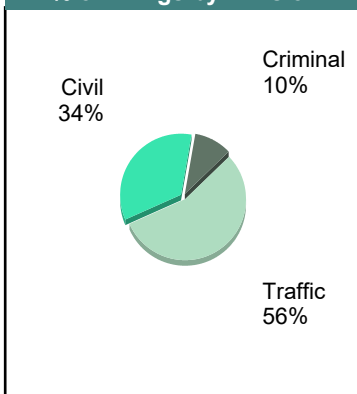


		<u>Filings</u>	<u>Hearings</u>	<u>Transactions</u>	<u>Concluded</u>	<u>Cont</u>
<u>Criminal</u>						
Capias	CA	7	41	41	25	16
Civil Violation	CV	4	8	9	6	3
Felony	F	58	129	182	91	91
Misdemeanor	M	125	318	326	149	177
Show Cause	SC	11	22	22	14	8
Criminal Total		205	518	580	285	295
<u>Traffic</u>						
Capias	CA	8	18	18	5	13
Felony	F	2	4	8	6	2
Infraction	I	986	568	1,200	1,035	165
Misdemeanor	M	145	284	285	154	131
Show Cause	SC	2	3	3	0	3
Traffic Total		1,143	877	1,514	1,200	314
<u>Civil</u>						
Abstract	AJ	1	0	1	1	-
Admin License	AL	10	0	10	10	-
Detinue	DT	31	39	46	25	21
Garnishment	GA	240	6	243	237	6
Interrogatory	IN	3	6	11	5	6
Other	OT	4	1	4	3	-
Prelim Prot Order	PP	8	6	10	4	6
Show Cause	SC	1	1	1	0	1
Unlawful Detainer	UD	99	65	117	103	14
Warrant in Debt	WD	311	294	405	325	80
Zoning Viol	ZO	0	1	1	0	1
Civil Total		708	419	849	713	135
Albemarle Totals		2,056	1,814	2,943	2,198	744

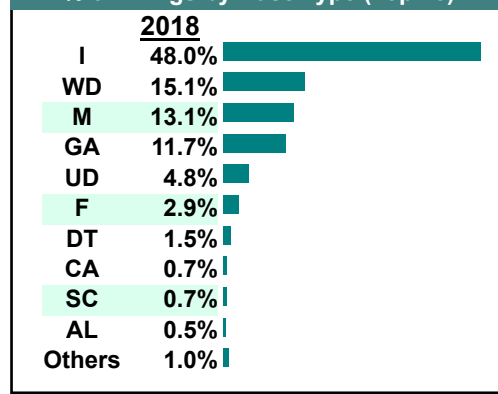
Calendarized Filings with Top 12 Scheduled Times



% of Filings by Division



% of Filings by Case Type (Top 10)



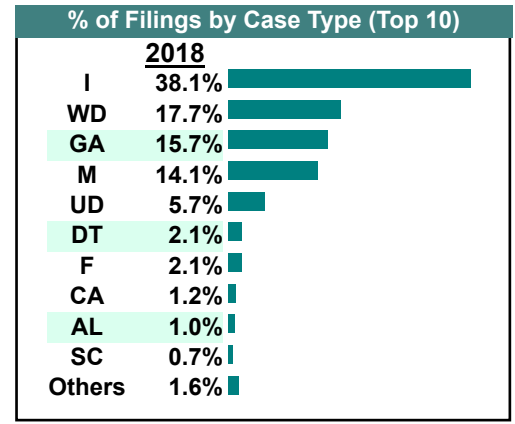
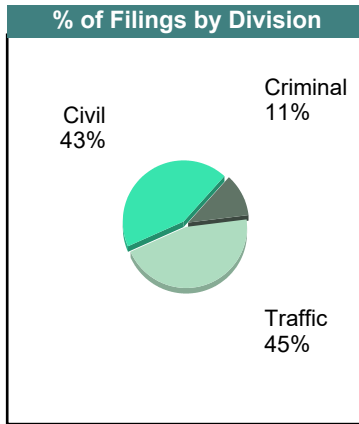
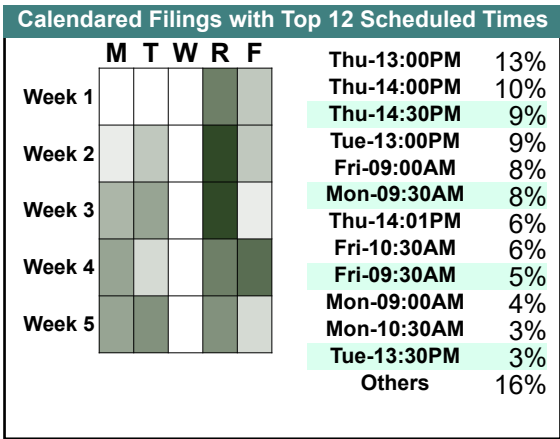
CASELOAD STATISTICS OF THE GENERAL DISTRICT COURTS

August 2018

Albemarle

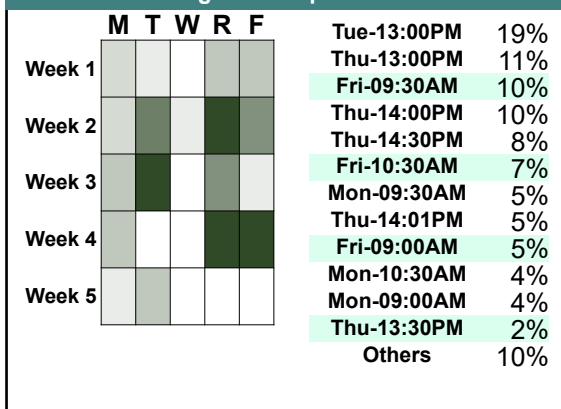
District: 16

		<u>Filings</u>	<u>Hearings</u>	<u>Transactions</u>	<u>Concluded</u>	<u>Cont</u>
<u>Criminal</u>						
Capias	CA	16	32	32	6	26
Civil Violation	CV	6	8	8	0	8
Felony	F	39	128	173	63	110
Misdemeanor	M	145	285	306	123	183
Show Cause	SC	14	26	26	16	10
Criminal Total		220	479	545	208	337
<u>Traffic</u>						
Capias	CA	7	24	24	15	9
Felony	F	2	8	10	3	7
Infraction	I	743	438	873	695	178
Misdemeanor	M	130	257	258	123	135
Traffic Total		882	727	1,165	836	329
<u>Civil</u>						
Abstract	AJ	2	0	2	2	-
Admin License	AL	19	0	19	19	-
Detinue	DT	41	50	55	28	27
Garnishment	GA	305	7	309	302	5
Interrogatory	IN	5	9	15	6	9
Other	OT	9	5	12	7	3
Prelim Prot Order	PP	9	0	11	11	-
Third Party Claim	TH	0	1	1	0	1
Unlawful Detainer	UD	111	82	133	113	19
Warrant in Debt	WD	345	299	446	365	80
Zoning Viol	ZO	0	2	2	1	1
Civil Total		846	455	1,005	854	145
Albemarle Totals		1,948	1,661	2,715	1,898	811

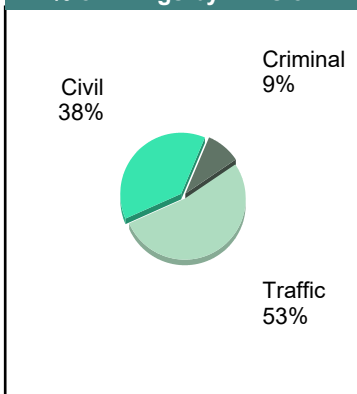


		<u>Filings</u>	<u>Hearings</u>	<u>Transactions</u>	<u>Concluded</u>	<u>Cont</u>
<u>Criminal</u>						
Capias	CA	12	31	31	9	22
Civil Violation	CV	1	4	4	2	2
Felony	F	70	159	177	62	115
Misdemeanor	M	109	250	258	92	166
Show Cause	SC	13	23	23	11	12
Criminal Total		205	467	493	176	317
<u>Traffic</u>						
Capias	CA	10	25	25	9	16
Felony	F	3	9	12	6	6
Infraction	I	1,024	579	1,186	1,023	163
Misdemeanor	M	137	278	279	150	129
Show Cause	SC	0	2	2	2	-
Traffic Total		1,174	893	1,504	1,190	314
<u>Civil</u>						
Abstract	AJ	1	0	1	1	-
Admin License	AL	8	0	8	8	-
Detinue	DT	32	28	36	25	11
Garnishment	GA	294	1	298	297	-
Interrogatory	IN	8	11	17	6	11
Other	OT	2	2	3	1	2
Prelim Prot Order	PP	6	5	9	4	5
Unlawful Detainer	UD	87	59	97	81	16
Warrant in Debt	WD	412	362	493	413	80
Zoning Viol	ZO	0	2	2	0	2
Civil Total		850	470	964	836	127
Albemarle Totals		2,229	1,830	2,961	2,202	758

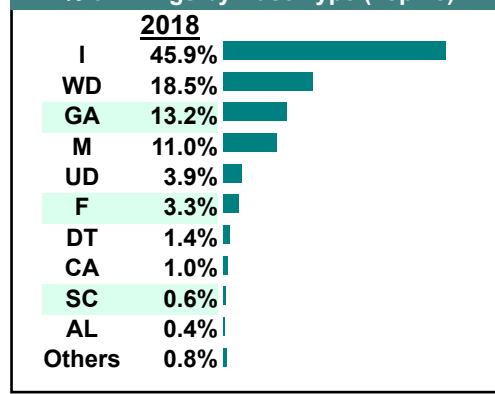
Calendared Filings with Top 12 Scheduled Times



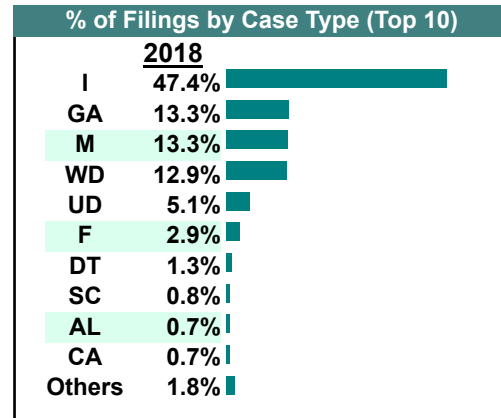
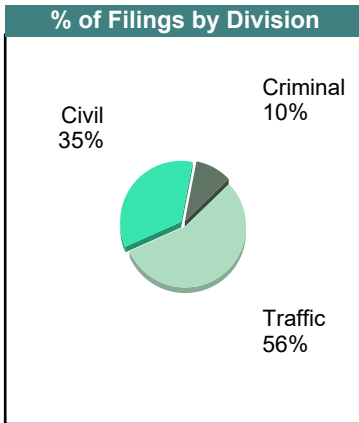
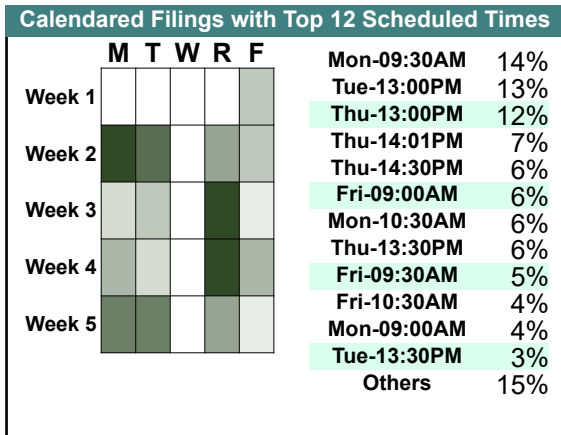
% of Filings by Division



% of Filings by Case Type (Top 10)

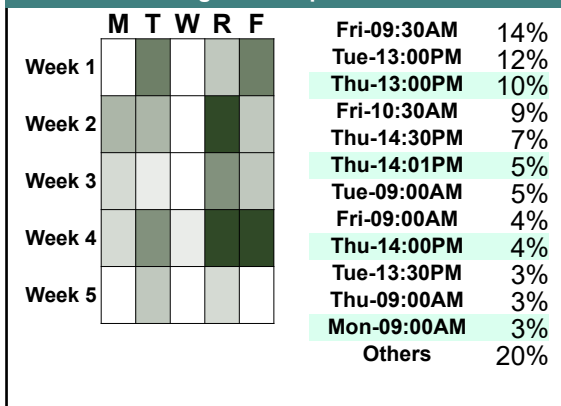


		<u>Filings</u>	<u>Hearings</u>	<u>Transactions</u>	<u>Concluded</u>	<u>Cont</u>
<u>Criminal</u>						
Capias	CA	8	25	25	11	14
Civil Violation	CV	3	5	5	2	3
Felony	F	55	156	186	68	118
Misdemeanor	M	123	283	291	129	162
Show Cause	SC	15	37	37	26	11
Criminal Total		204	506	544	236	308
<u>Traffic</u>						
Capias	CA	6	15	15	4	11
Civil Violation	CV	2	2	2	2	-
Felony	F	6	11	14	6	8
Infraction	I	1,013	558	1,125	963	162
Misdemeanor	M	161	285	286	144	142
Show Cause	SC	2	3	3	0	3
Traffic Total		1,190	874	1,445	1,119	326
<u>Civil</u>						
Abstract	AJ	6	0	6	6	-
Admin License	AL	14	0	15	15	-
Detinue	DT	27	34	46	25	21
Garnishment	GA	285	5	286	281	5
Interrogatory	IN	6	8	22	14	8
Other	OT	7	3	8	7	1
Protective Order	PO	2	0	2	2	-
Prelim Prot Order	PP	9	1	17	16	1
Show Cause	SC	1	1	1	1	-
Unlawful Detainer	UD	109	72	123	104	19
Warrant in Debt	WD	276	289	376	274	102
Zoning Viol	ZO	3	3	3	1	2
Civil Total		745	416	905	746	159
Albemarle Totals		2,139	1,796	2,894	2,101	793

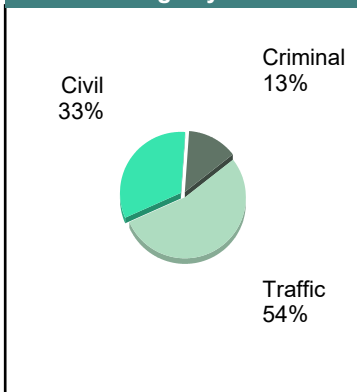


		<u>Filings</u>	<u>Hearings</u>	<u>Transactions</u>	<u>Concluded</u>	<u>Cont</u>
<u>Criminal</u>						
Capias	CA	9	21	21	8	13
Civil Violation	CV	3	6	6	2	4
Felony	F	66	163	192	77	115
Misdemeanor	M	160	313	331	164	167
Show Cause	SC	20	31	31	17	14
Criminal Total		258	534	581	268	313
<u>Traffic</u>						
Capias	CA	14	27	27	11	16
Felony	F	8	12	13	3	10
Infraction	I	867	509	1,026	904	122
Misdemeanor	M	145	282	282	135	147
Show Cause	SC	0	2	2	0	2
Traffic Total		1,034	832	1,350	1,053	297
<u>Civil</u>						
Abstract	AJ	7	0	7	7	-
Admin License	AL	8	1	9	8	1
Detinue	DT	7	12	16	9	7
Garnishment	GA	248	6	255	249	4
Interrogatory	IN	7	14	26	12	13
Other	OT	3	0	3	3	-
Protective Order	PO	2	0	2	2	-
Prelim Prot Order	PP	10	11	16	5	11
Show Cause	SC	1	1	1	0	-
Unlawful Detainer	UD	64	49	87	70	16
Warrant in Debt	WD	274	282	398	291	106
Civil Total		631	376	820	656	158
Albemarle Totals		1,923	1,742	2,751	1,977	768

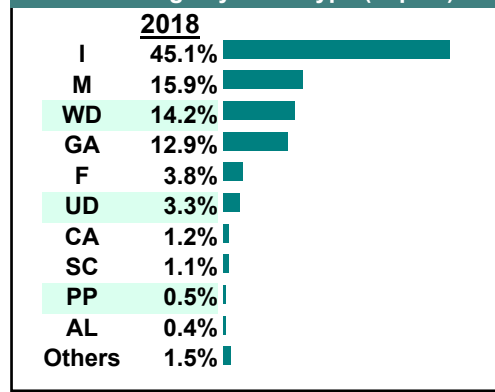
Calendarized Filings with Top 12 Scheduled Times



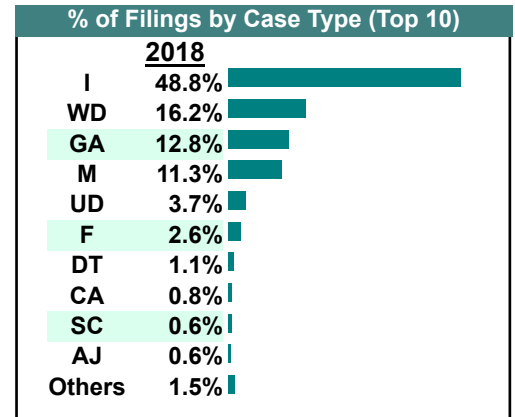
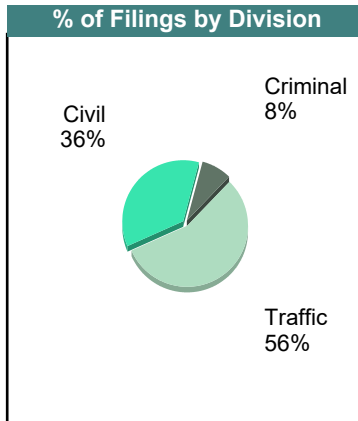
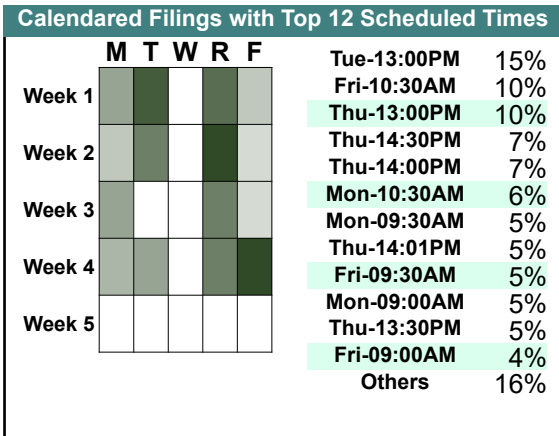
% of Filings by Division



% of Filings by Case Type (Top 10)



		<u>Filings</u>	<u>Hearings</u>	<u>Transactions</u>	<u>Concluded</u>	<u>Cont</u>
<u>Criminal</u>						
Capias	CA	8	27	27	13	14
Civil Violation	CV	1	3	3	2	1
Felony	F	55	194	216	69	147
Misdemeanor	M	101	267	275	128	147
Show Cause	SC	12	28	28	17	11
Criminal Total		177	519	549	229	320
<u>Traffic</u>						
Capias	CA	9	18	18	9	9
Felony	F	1	9	11	7	4
Infraction	I	1,068	638	1,240	1,085	155
Misdemeanor	M	146	286	287	158	129
Show Cause	SC	1	2	2	1	1
Traffic Total		1,225	953	1,558	1,260	298
<u>Civil</u>						
Abstract	AJ	13	0	13	13	-
Admin License	AL	10	1	10	9	1
Detinue	DT	25	19	32	26	6
Garnishment	GA	279	5	284	279	5
Interrogatory	IN	10	14	22	8	14
Other	OT	7	2	9	7	2
Protective Order	PO	2	0	2	2	-
Prelim Prot Order	PP	2	7	13	6	7
Show Cause	SC	1	0	1	1	-
Unlawful Detainer	UD	81	56	102	84	18
Warrant in Debt	WD	355	350	475	374	101
Zoning Viol	ZO	0	0	1	1	-
Civil Total		785	454	964	810	154
Albemarle Totals		2,187	1,926	3,071	2,299	772



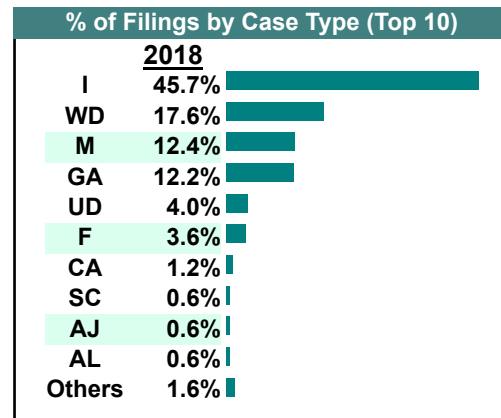
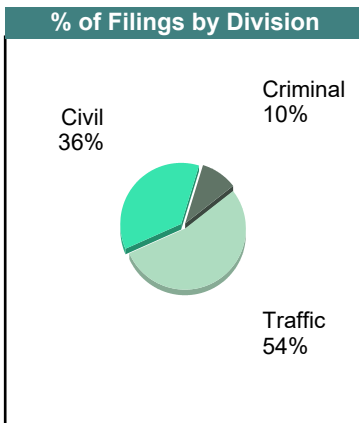
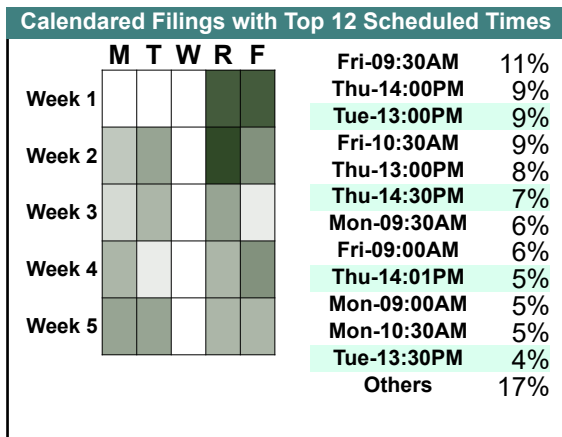
CASELOAD STATISTICS OF THE GENERAL DISTRICT COURTS

March 2018

Albemarle

District: 16

		<u>Filings</u>	<u>Hearings</u>	<u>Transactions</u>	<u>Concluded</u>	<u>Cont</u>
<u>Criminal</u>						
Capias	CA	18	38	38	14	24
Civil Violation	CV	0	8	8	6	2
Felony	F	80	204	255	83	172
Misdemeanor	M	133	350	358	168	190
Show Cause	SC	14	30	30	14	16
Criminal Total		245	630	689	285	404
<u>Traffic</u>						
Capias	CA	13	26	26	12	14
Felony	F	11	19	20	7	13
Infraction	I	1,161	616	1,317	1,143	174
Misdemeanor	M	182	316	316	158	158
Show Cause	SC	2	2	2	1	1
Traffic Total		1,369	979	1,681	1,321	360
<u>Civil</u>						
Abstract	AJ	14	0	14	14	-
Admin License	AL	14	0	14	14	-
Counter Claim	CC	0	1	1	1	-
Detinue	DT	14	17	29	21	8
Garnishment	GA	310	7	320	313	7
Interrogatory	IN	12	11	25	14	11
Other	OT	6	1	6	5	1
Protective Order	PO	1	0	1	1	-
Prelim Prot Order	PP	6	8	15	7	8
Third Party Claim	TH	1	1	1	0	1
Unlawful Detainer	UD	101	57	120	106	14
Warrant in Debt	WD	446	445	609	441	168
Zoning Viol	ZO	0	1	3	2	1
Civil Total		925	549	1,158	939	219
Albemarle Totals		2,539	2,158	3,528	2,545	983



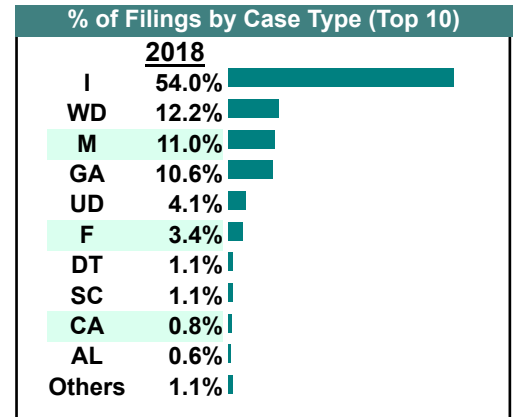
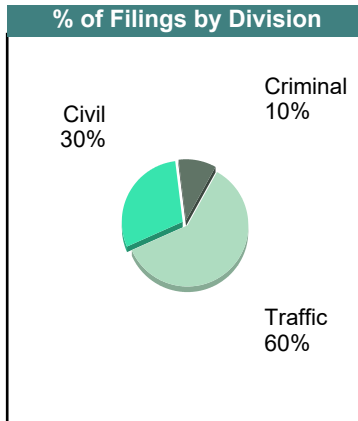
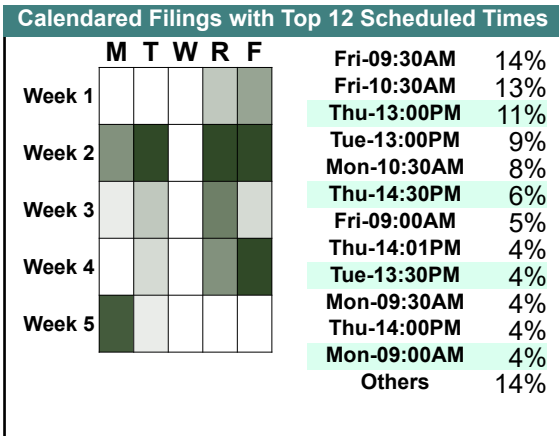
CASELOAD STATISTICS OF THE GENERAL DISTRICT COURTS

February 2018

Albemarle

District: 16

		<u>Filings</u>	<u>Hearings</u>	<u>Transactions</u>	<u>Concluded</u>	<u>Cont</u>
<u>Criminal</u>						
Capias	CA	9	22	22	11	11
Civil Violation	CV	2	9	9	3	6
Felony	F	71	154	172	50	122
Misdemeanor	M	118	318	324	124	200
Show Cause	SC	24	47	47	22	25
Criminal Total		224	550	574	210	364
<u>Traffic</u>						
Capias	CA	9	25	25	10	15
Felony	F	6	10	11	4	7
Infraction	I	1,210	646	1,404	1,265	139
Misdemeanor	M	129	302	302	173	129
Show Cause	SC	0	1	1	1	-
Traffic Total		1,354	984	1,743	1,453	290
<u>Civil</u>						
Abstract	AJ	3	0	3	3	-
Admin License	AL	14	0	15	15	-
Detinue	DT	25	38	46	29	17
Garnishment	GA	237	13	251	238	8
Interrogatory	IN	2	20	32	12	20
Other	OT	9	0	9	9	-
Protective Order	PO	1	0	1	1	-
Prelim Prot Order	PP	7	8	15	7	8
Show Cause	SC	1	0	1	1	-
Unlawful Detainer	UD	92	61	118	101	17
Warrant in Debt	WD	273	287	370	269	101
Zoning Viol	ZO	0	3	3	0	3
Civil Total		664	430	864	685	174
Albemarle Totals		2,242	1,964	3,181	2,348	828



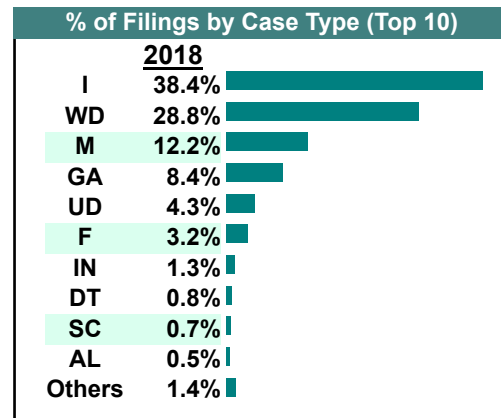
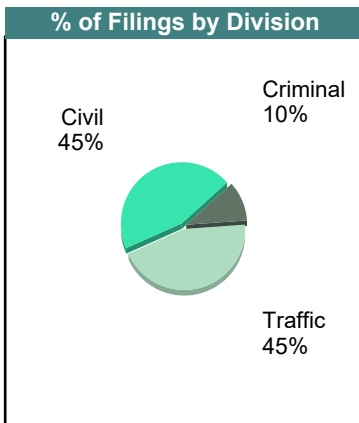
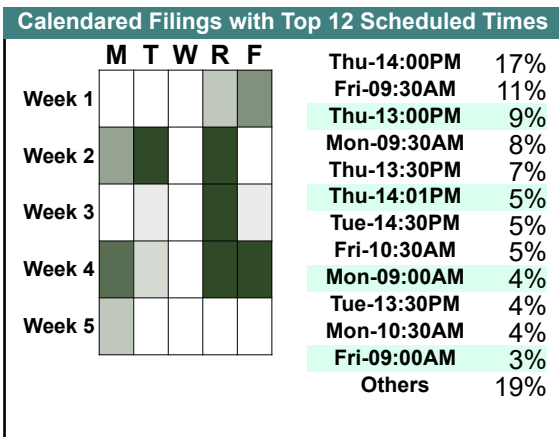
CASELOAD STATISTICS OF THE GENERAL DISTRICT COURTS

January 2018

Albemarle


District: 16

		<u>Filings</u>	<u>Hearings</u>	<u>Transactions</u>	<u>Concluded</u>	<u>Cont</u>
<u>Criminal</u>						
Capias	CA	8	24	24	8	16
Civil Violation	CV	3	5	5	1	4
Felony	F	81	159	190	64	126
Misdemeanor	M	161	322	329	135	194
Show Cause	SC	15	31	31	11	20
Criminal Total		268	541	579	219	360
<u>Traffic</u>						
Capias	CA	4	20	20	9	11
Felony	F	2	4	5	2	3
Infraction	I	982	617	1,152	995	157
Misdemeanor	M	151	272	273	154	119
Show Cause	SC	1	1	1	1	-
Traffic Total		1,140	914	1,451	1,161	290
<u>Civil</u>						
Abstract	AJ	5	0	5	5	-
Admin License	AL	13	1	14	13	1
Counter Claim	CC	2	1	3	2	1
Detinue	DT	20	26	33	9	24
Garnishment	GA	216	10	223	213	9
Interrogatory	IN	33	33	49	16	33
Other	OT	1	2	3	2	1
Protective Order	PO	1	0	1	1	-
Prelim Prot Order	PP	8	9	17	8	9
Show Cause	SC	1	0	1	1	-
Unlawful Detainer	UD	110	88	135	101	34
Warrant in Debt	WD	737	671	900	739	161
Zoning Viol	ZO	3	3	3	0	3
Civil Total		1,150	844	1,387	1,110	276
Albemarle Totals		2,558	2,299	3,417	2,490	926

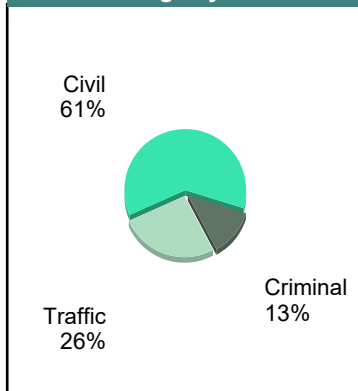


		<u>Filings</u>	<u>Hearings</u>	<u>Transactions</u>	<u>Concluded</u>	<u>Cont</u>
<u>Criminal</u>						
Capias	CA	4	23	23	9	14
Civil Violation	CV	0	2	2	0	2
Felony	F	39	149	149	59	90
Misdemeanor	M	68	163	173	87	86
Show Cause	SC	5	9	9	4	5
Criminal Total		116	346	356	159	197
<u>Traffic</u>						
Capias	CA	14	33	33	16	17
Felony	F	0	5	5	1	4
Infraction	I	175	145	205	175	30
Misdemeanor	M	40	151	151	54	97
Show Cause	SC	9	15	15	10	5
Traffic Total		238	349	409	256	153
<u>Civil</u>						
Abstract	AJ	1	0	1	1	-
Admin License	AL	3	1	4	3	1
Garnishment	GA	100	1	100	99	1
Interrogatory	IN	10	1	13	12	1
Motion for Judgment	MJ	2	3	3	1	2
Other	OT	5	1	6	5	1
Protective Order	PO	3	3	9	6	3
Prelim Prot Order	PP	2	0	2	2	-
Show Cause	SC	2	0	3	3	-
Tenants Assertion	TA	1	2	3	1	2
Unlawful Detainer	UD	53	49	72	39	33
Warrant in Debt	WD	380	326	415	361	54
Civil Total		562	387	631	533	98
Charlottesville Totals		916	1,082	1,396	948	448

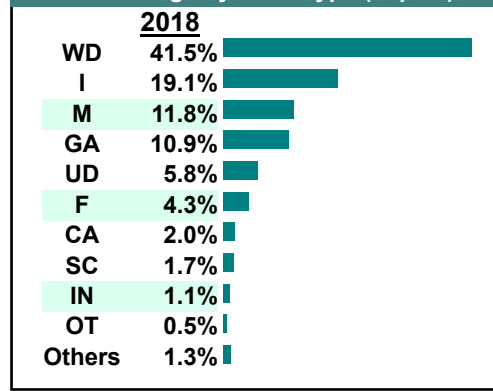
Calendared Filings with Top 12 Scheduled Times



% of Filings by Division



% of Filings by Case Type (Top 10)



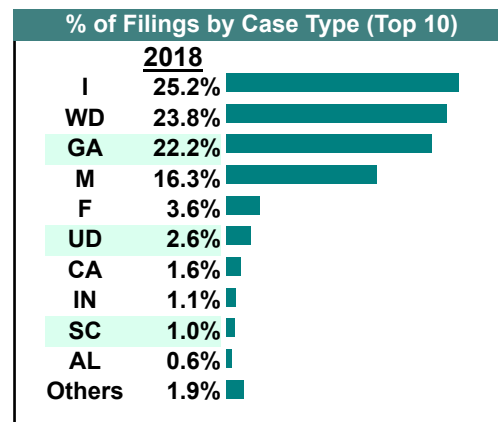
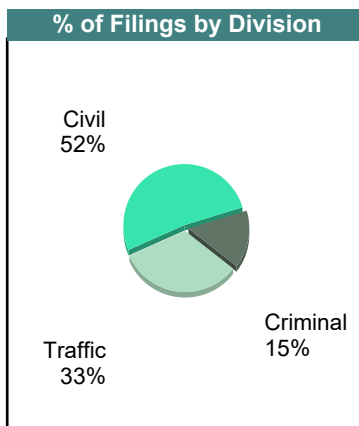
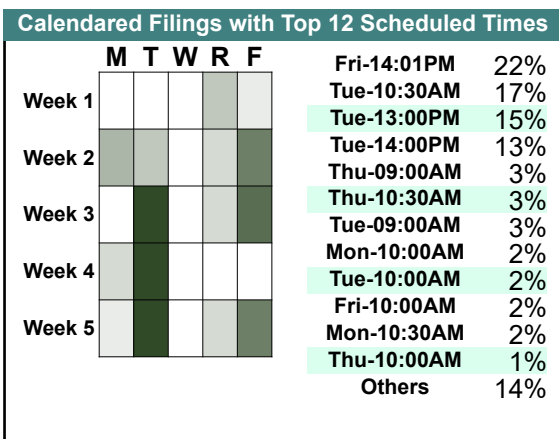
CASELOAD STATISTICS OF THE GENERAL DISTRICT COURTS

November 2018

Charlottesville

District: 16

		<u>Filings</u>	<u>Hearings</u>	<u>Transactions</u>	<u>Concluded</u>	<u>Cont</u>
<u>Criminal</u>						
Capias	CA	9	39	39	19	20
Civil Violation	CV	4	6	6	3	3
Felony	F	40	164	164	34	130
Misdemeanor	M	112	285	290	130	160
Show Cause	SC	8	11	11	8	3
Criminal Total		173	505	510	194	316
<u>Traffic</u>						
Capias	CA	9	39	39	9	30
Civil Violation	CV	1	0	1	1	-
Felony	F	1	7	7	1	6
Infraction	I	285	181	321	283	38
Misdemeanor	M	73	184	184	52	132
Other	O	1	1	1	1	-
Show Cause	SC	0	2	2	1	1
Traffic Total		370	414	555	348	207
<u>Civil</u>						
Abstract	AJ	1	0	1	1	-
Admin License	AL	7	0	7	7	-
Counter Claim	CC	1	1	3	2	1
Detinue	DT	0	1	2	1	1
Garnishment	GA	252	0	252	252	-
Interrogatory	IN	12	7	19	12	7
Motion for Judgment	MJ	2	4	8	6	2
Other	OT	5	3	9	6	3
Protective Order	PO	3	3	10	7	3
Prelim Prot Order	PP	2	0	2	2	-
Show Cause	SC	3	2	4	2	2
Tenants Assertion	TA	2	2	2	1	1
Unlawful Detainer	UD	30	33	49	33	16
Warrant in Debt	WD	270	245	324	262	62
Civil Total		590	301	692	594	98
Charlottesville Totals		1,133	1,220	1,757	1,136	621



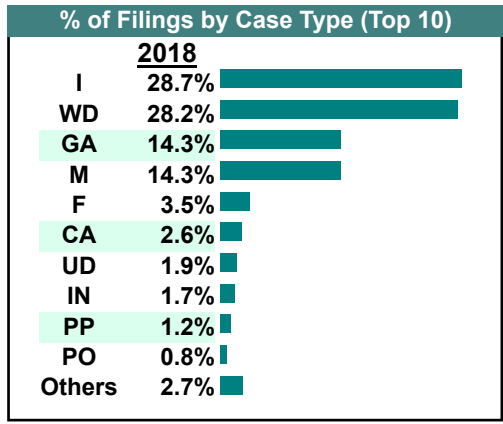
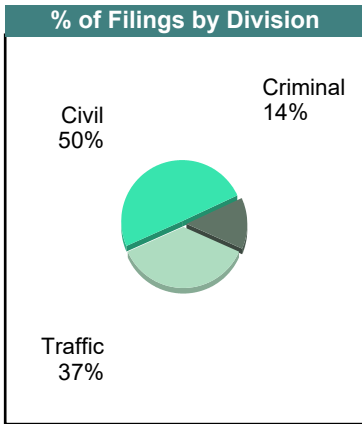
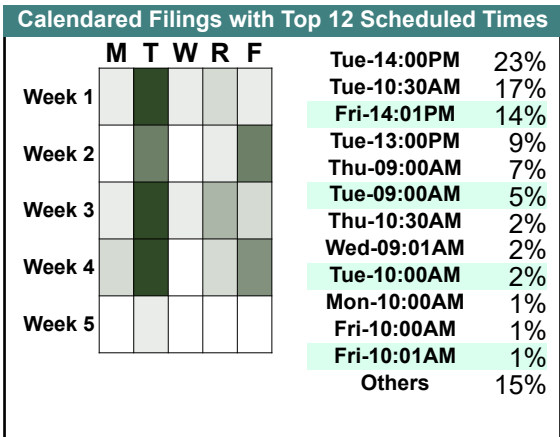
CASELOAD STATISTICS OF THE GENERAL DISTRICT COURTS

October 2018

Charlottesville

District: 16

		<u>Filings</u>	<u>Hearings</u>	<u>Transactions</u>	<u>Concluded</u>	<u>Cont</u>
<u>Criminal</u>						
Capias	CA	15	61	61	20	41
Civil Violation	CV	3	6	6	2	4
Felony	F	43	216	216	53	163
Misdemeanor	M	106	308	318	148	170
Show Cause	SC	7	17	17	11	6
Criminal Total		174	608	618	234	384
<u>Traffic</u>						
Capias	CA	18	57	57	29	28
Felony	F	2	9	9	1	8
Infraction	I	369	237	415	370	45
Misdemeanor	M	78	228	228	93	135
Other	O	3	3	3	3	-
Show Cause	SC	1	5	5	1	4
Traffic Total		471	539	717	497	220
<u>Civil</u>						
Abstract	AJ	2	0	2	2	-
Admin License	AL	6	0	6	6	-
Capias	CA	0	1	1	1	-
Counter Claim	CC	1	1	1	0	1
Detinue	DT	0	1	1	0	1
Garnishment	GA	184	0	186	186	-
Interrogatory	IN	22	7	27	20	7
Motion for Judgment	MJ	4	4	6	3	3
Other	OT	6	2	8	6	2
Protective Order	PO	10	9	13	4	9
Prelim Prot Order	PP	16	0	16	16	-
Show Cause	SC	1	1	2	2	-
Tenants Assertion	TA	1	1	2	1	1
Unlawful Detainer	UD	25	28	39	26	13
Warrant in Debt	WD	363	342	417	368	49
Civil Total		641	397	727	641	86
Charlottesville Totals		1,286	1,544	2,062	1,372	690



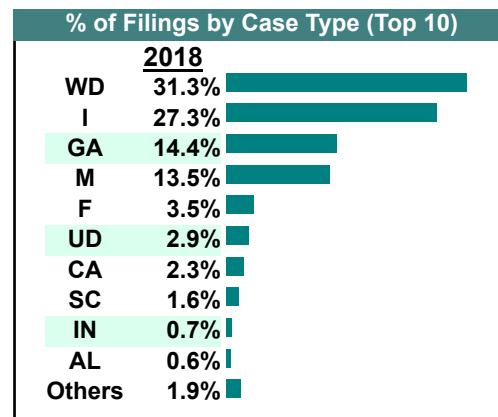
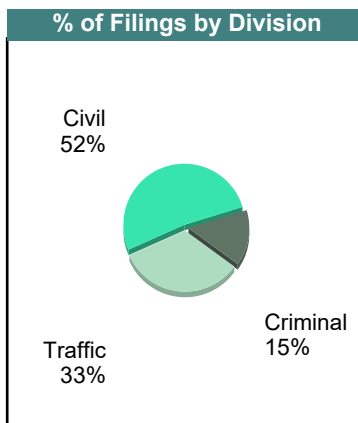
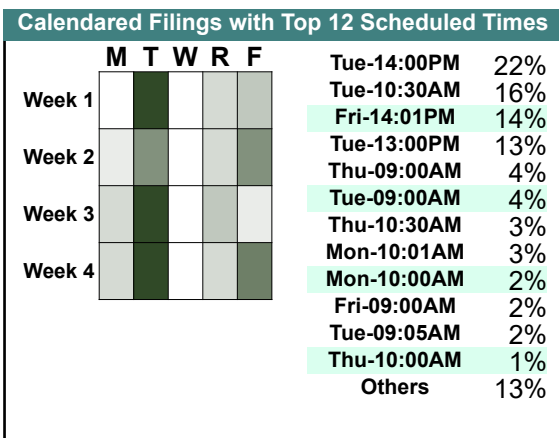
CASELOAD STATISTICS OF THE GENERAL DISTRICT COURTS

September 2018

Charlottesville

District: 16

		<u>Filings</u>	<u>Hearings</u>	<u>Transactions</u>	<u>Concluded</u>	<u>Cont</u>
<u>Criminal</u>						
Capias	CA	16	59	59	19	40
Civil Violation	CV	4	7	8	5	3
Felony	F	44	137	137	24	113
Misdemeanor	M	118	314	322	123	199
Show Cause	SC	14	24	24	17	7
Criminal Total		196	541	550	188	362
<u>Traffic</u>						
Capias	CA	13	43	43	13	30
Felony	F	3	6	6	0	6
Infraction	I	362	216	415	373	42
Misdemeanor	M	61	171	171	55	116
Show Cause	SC	4	10	10	2	8
Traffic Total		443	446	645	443	202
<u>Civil</u>						
Admin License	AL	8	0	8	8	-
Bond Forfeiture	BF	1	1	1	0	1
Capias	CA	2	1	2	1	1
Detinue	DT	0	1	1	0	1
Garnishment	GA	191	2	191	189	2
Interrogatory	IN	9	4	16	12	4
Motion for Judgment	MJ	4	4	6	3	3
Other	OT	3	0	4	4	-
Protective Order	PO	5	3	5	2	3
Prelim Prot Order	PP	8	0	8	8	-
Show Cause	SC	3	2	5	4	1
Tenants Assertion	TA	0	0	1	1	-
Unlawful Detainer	UD	39	44	61	42	19
Warrant in Debt	WD	415	378	468	408	60
Civil Total		688	440	777	682	95
Charlottesville Totals		1,327	1,427	1,972	1,313	659



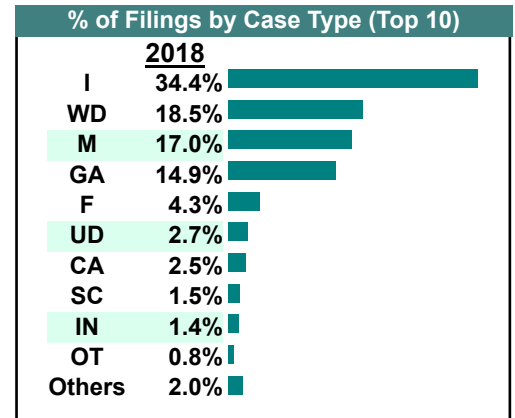
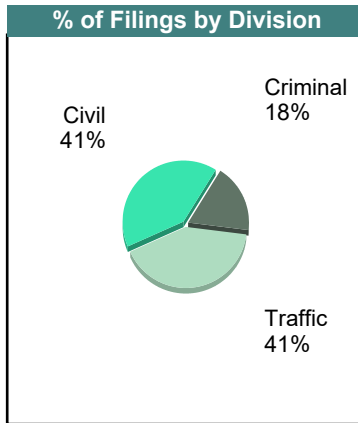
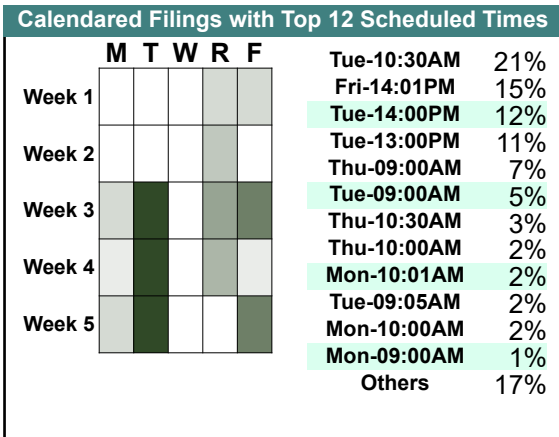
CASELOAD STATISTICS OF THE GENERAL DISTRICT COURTS

August 2018

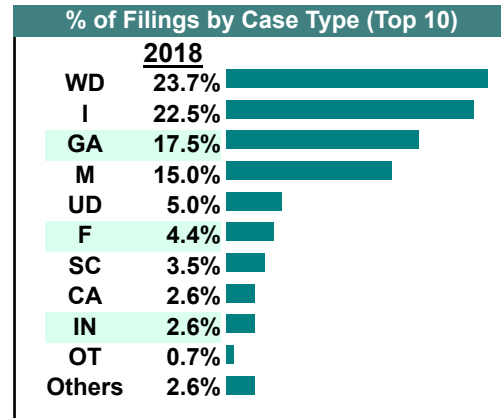
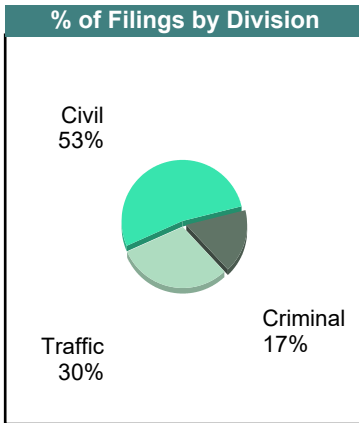
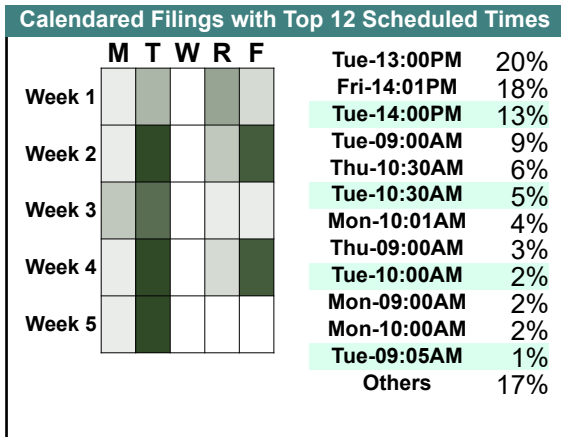
Charlottesville

District: 16

		<u>Filings</u>	<u>Hearings</u>	<u>Transactions</u>	<u>Concluded</u>	<u>Cont</u>
<u>Criminal</u>						
Capias	CA	17	41	41	13	28
Civil Violation	CV	0	5	5	3	2
Felony	F	52	220	220	44	176
Misdemeanor	M	144	360	367	163	204
Show Cause	SC	12	22	22	12	10
Criminal Total		225	648	655	235	420
<u>Traffic</u>						
Capias	CA	14	44	44	11	33
Felony	F	2	4	4	0	4
Infraction	I	430	261	498	450	48
Misdemeanor	M	69	199	199	90	109
Show Cause	SC	3	5	5	1	4
Traffic Total		518	513	750	552	198
<u>Civil</u>						
Admin License	AL	7	0	7	7	-
Bond Forfeiture	BF	1	0	1	1	-
Garnishment	GA	186	0	187	187	-
Impoundment	IM	1	0	1	1	-
Interrogatory	IN	18	6	23	17	6
Motion for Judgment	MJ	1	1	2	1	1
Other	OT	10	0	11	11	-
Protective Order	PO	7	1	9	8	1
Prelim Prot Order	PP	7	0	7	7	-
Show Cause	SC	4	2	5	3	2
Tenants Assertion	TA	1	2	2	0	2
Unlawful Detainer	UD	34	33	51	34	17
Warrant in Debt	WD	231	212	289	254	35
Civil Total		508	257	595	531	64
Charlottesville Totals		1,251	1,418	2,000	1,318	682

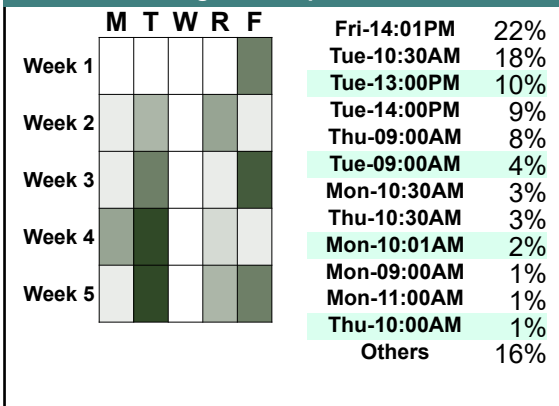


		Filings	Hearings	Transactions	Concluded	Cont
<u>Criminal</u>						
Capias	CA	15	53	53	19	34
Civil Violation	CV	3	6	6	2	4
Felony	F	44	187	187	51	136
Misdemeanor	M	89	291	297	102	195
Show Cause	SC	20	26	26	16	10
Criminal Total		171	563	569	190	379
<u>Traffic</u>						
Capias	CA	11	42	42	11	31
Felony	F	0	4	4	1	3
Infraction	I	227	187	270	206	64
Misdemeanor	M	63	184	184	59	125
Show Cause	SC	5	10	10	6	4
Traffic Total		306	427	510	283	227
<u>Civil</u>						
Abstract	AJ	4	0	4	4	-
Admin License	AL	4	0	4	4	-
Counter Claim	CC	1	0	1	1	-
Detinue	DT	2	1	2	1	1
Garnishment	GA	177	2	179	177	2
Interrogatory	IN	26	7	30	23	7
Motion for Judgment	MJ	2	1	2	1	1
Other	OT	7	2	9	7	2
Protective Order	PO	5	1	7	6	1
Prelim Prot Order	PP	5	0	5	5	-
Show Cause	SC	10	2	10	9	1
Unlawful Detainer	UD	51	53	69	46	23
Warrant in Debt	WD	240	234	310	251	59
Civil Total		534	303	632	535	97
Charlottesville Totals		1,011	1,293	1,711	1,008	703

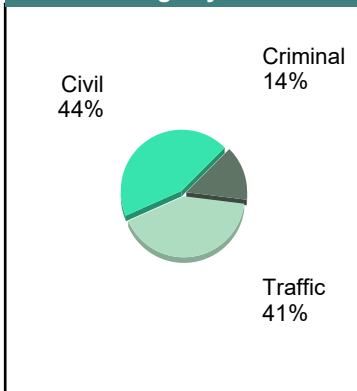


		<u>Filings</u>	<u>Hearings</u>	<u>Transactions</u>	<u>Concluded</u>	<u>Cont</u>
<u>Criminal</u>						
Capias	CA	25	81	81	31	50
Civil Violation	CV	5	10	10	3	7
Felony	F	42	189	189	43	146
Misdemeanor	M	126	330	339	118	221
Show Cause	SC	9	24	24	11	13
Criminal Total		207	634	643	206	437
<u>Traffic</u>						
Capias	CA	12	45	45	20	25
Infraction	I	477	254	512	466	46
Misdemeanor	M	102	231	231	104	127
Show Cause	SC	1	3	3	2	1
Traffic Total		592	533	791	592	199
<u>Civil</u>						
Abstract	AJ	1	0	1	1	-
Admin License	AL	10	0	10	10	-
Detinue	DT	1	0	1	1	-
Garnishment	GA	309	1	310	309	1
Interrogatory	IN	13	3	20	17	3
Motion for Judgment	MJ	4	3	7	6	1
Other	OT	8	3	12	9	3
Protective Order	PO	5	3	9	6	3
Prelim Prot Order	PP	10	0	10	10	-
Show Cause	SC	6	1	8	7	1
Tenants Assertion	TA	1	0	1	1	-
Unlawful Detainer	UD	36	39	64	45	19
Warrant in Debt	WD	225	231	295	234	61
Civil Total		629	284	748	656	92
Charlottesville Totals		1,428	1,451	2,182	1,454	728

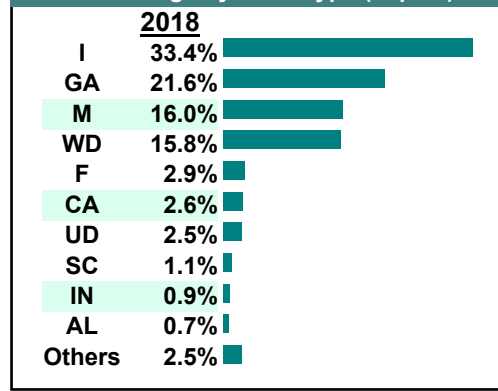
Calendared Filings with Top 12 Scheduled Times



% of Filings by Division

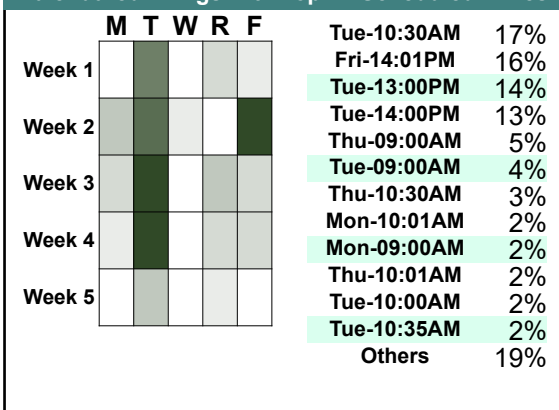


% of Filings by Case Type (Top 10)

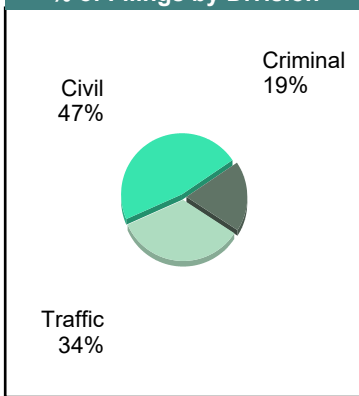


		<u>Filings</u>	<u>Hearings</u>	<u>Transactions</u>	<u>Concluded</u>	<u>Cont</u>
<u>Criminal</u>						
Capias	CA	19	52	52	13	39
Civil Violation	CV	1	6	6	2	4
Felony	F	47	175	175	31	144
Misdemeanor	M	130	300	315	109	206
Show Cause	SC	12	20	20	7	13
Criminal Total		209	553	568	162	406
<u>Traffic</u>						
Capias	CA	13	48	48	23	25
Felony	F	2	8	8	4	4
Infraction	I	292	222	350	305	45
Misdemeanor	M	75	215	215	86	129
Show Cause	SC	4	10	10	3	7
Traffic Total		386	503	631	421	210
<u>Civil</u>						
Abstract	AJ	2	0	2	2	-
Admin License	AL	8	0	8	8	-
Counter Claim	CC	1	1	3	2	1
Garnishment	GA	184	1	187	186	1
Impoundment	IM	1	0	1	1	-
Interrogatory	IN	13	5	19	14	5
Motion for Judgment	MJ	3	2	3	1	2
Other	OT	6	4	10	6	4
Protective Order	PO	9	4	11	7	4
Prelim Prot Order	PP	9	1	10	9	1
Show Cause	SC	3	1	4	3	1
Unlawful Detainer	UD	49	38	55	35	20
Warrant in Debt	WD	243	216	286	236	50
Civil Total		531	273	599	510	89
Charlottesville Totals		1,126	1,329	1,798	1,093	705

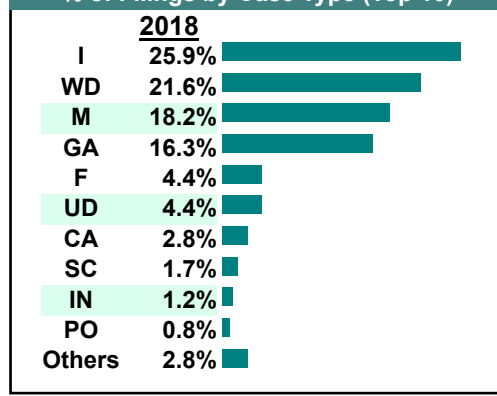
Calendared Filings with Top 12 Scheduled Times



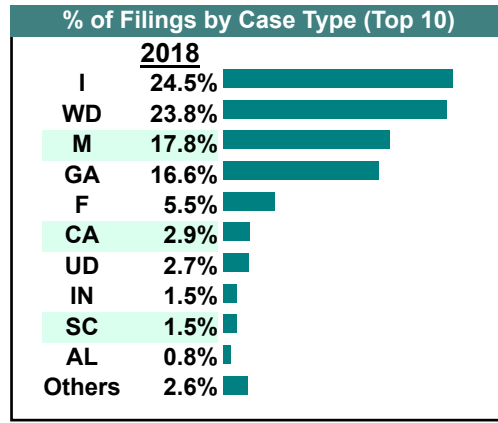
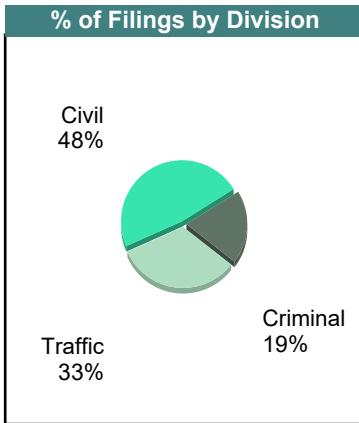
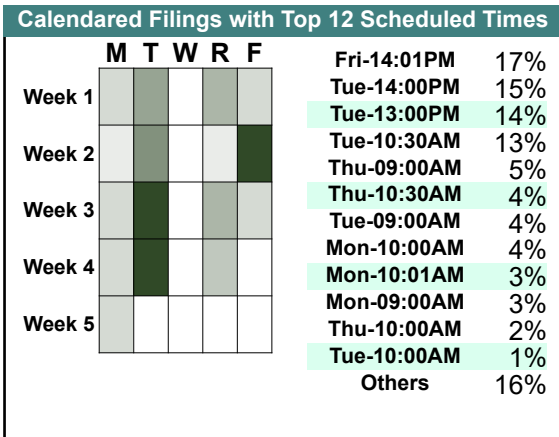
% of Filings by Division



% of Filings by Case Type (Top 10)



		<u>Filings</u>	<u>Hearings</u>	<u>Transactions</u>	<u>Concluded</u>	<u>Cont</u>
<u>Criminal</u>						
Capias	CA	19	61	61	18	43
Civil Violation	CV	3	7	7	1	6
Felony	F	53	207	207	52	155
Misdemeanor	M	110	326	326	118	208
Show Cause	SC	9	17	17	10	7
Criminal Total		194	618	618	199	419
<u>Traffic</u>						
Capias	CA	10	53	53	13	40
Felony	F	2	4	4	1	3
Infraction	I	246	181	305	268	37
Misdemeanor	M	69	216	216	85	131
Show Cause	SC	4	6	6	5	1
Traffic Total		331	460	584	372	212
<u>Civil</u>						
Abstract	AJ	2	0	2	2	-
Admin License	AL	8	0	8	8	-
Counter Claim	CC	1	1	1	0	1
Detinue	DT	1	0	1	1	-
Garnishment	GA	167	2	171	169	2
Interrogatory	IN	15	5	19	14	5
Motion for Judgment	MJ	3	4	4	1	3
Other	OT	8	5	10	5	5
Protective Order	PO	2	3	4	1	3
Prelim Prot Order	PP	6	0	6	6	-
Show Cause	SC	2	0	2	2	-
Unlawful Detainer	UD	27	27	43	31	12
Warrant in Debt	WD	239	212	307	246	61
Civil Total		481	259	578	486	92
Charlottesville Totals		1,006	1,337	1,780	1,057	723



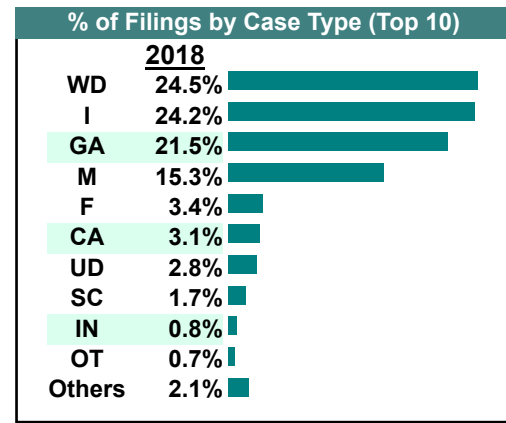
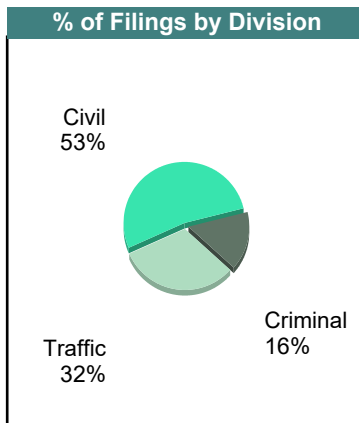
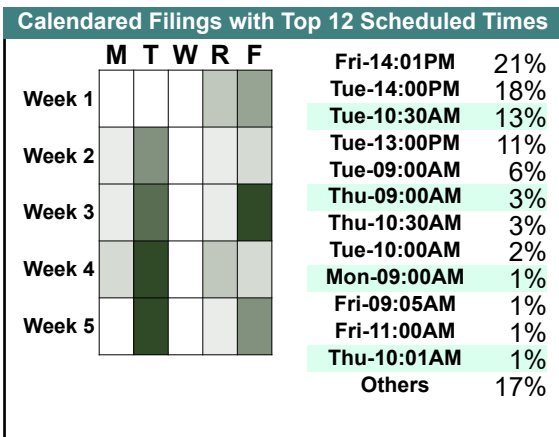
CASELOAD STATISTICS OF THE GENERAL DISTRICT COURTS

March 2018

Charlottesville

District: 16

		<u>Filings</u>	<u>Hearings</u>	<u>Transactions</u>	<u>Concluded</u>	<u>Cont</u>
<u>Criminal</u>						
Capias	CA	19	58	58	19	39
Civil Violation	CV	0	3	3	2	1
Felony	F	45	207	207	43	164
Misdemeanor	M	134	344	349	140	209
Show Cause	SC	16	30	30	20	10
Criminal Total		214	642	647	224	423
<u>Traffic</u>						
Capias	CA	23	68	68	22	46
Felony	F	1	8	8	4	4
Infraction	I	330	228	405	337	68
Misdemeanor	M	75	238	238	88	150
Show Cause	SC	3	16	16	11	5
Traffic Total		432	558	735	462	273
<u>Civil</u>						
Abstract	AJ	7	1	7	7	-
Admin License	AL	4	0	4	4	-
Detinue	DT	0	0	1	1	-
Garnishment	GA	294	5	297	292	5
Impoundment	IM	1	0	1	1	-
Interrogatory	IN	11	6	18	12	6
Motion for Judgment	MJ	1	2	5	3	2
Other	OT	9	0	9	9	-
Protective Order	PO	9	6	14	8	6
Prelim Prot Order	PP	6	0	6	6	-
Show Cause	SC	4	2	4	3	1
Unlawful Detainer	UD	38	33	58	47	11
Warrant in Debt	WD	335	310	410	354	56
Civil Total		719	365	834	747	87
Charlottesville Totals		1,365	1,565	2,216	1,433	783



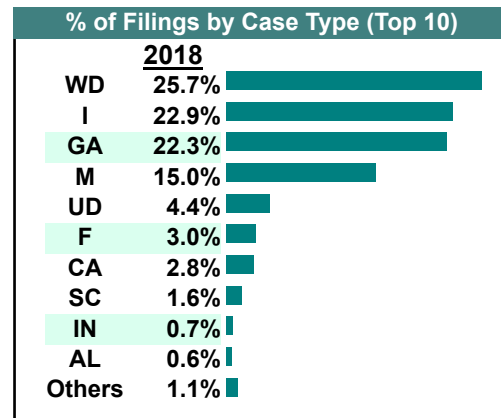
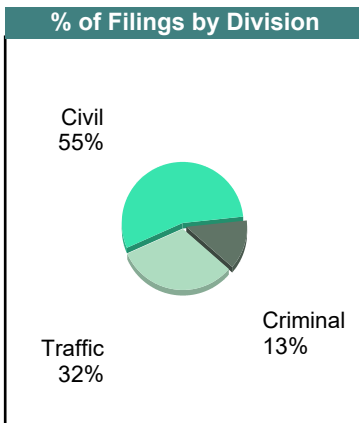
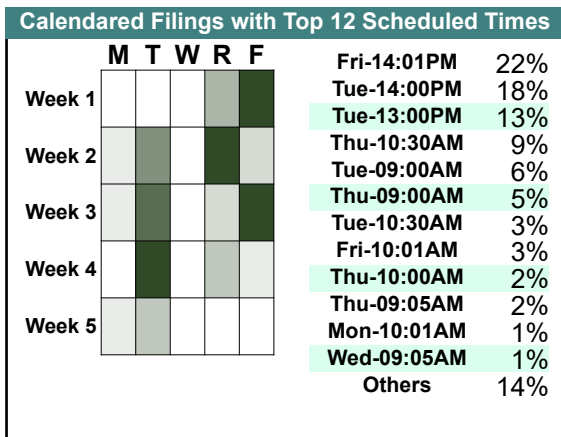
CASELOAD STATISTICS OF THE GENERAL DISTRICT COURTS

February 2018

Charlottesville

District: 16

		<u>Filings</u>	<u>Hearings</u>	<u>Transactions</u>	<u>Concluded</u>	<u>Cont</u>
<u>Criminal</u>						
Capias	CA	17	46	46	18	28
Civil Violation	CV	2	8	8	3	5
Felony	F	34	168	168	49	119
Misdemeanor	M	114	297	301	117	184
Show Cause	SC	10	23	23	11	12
Criminal Total		177	542	546	198	348
<u>Traffic</u>						
Capias	CA	20	63	63	23	40
Felony	F	6	11	11	0	11
Infraction	I	304	288	398	307	91
Misdemeanor	M	86	243	243	83	160
Show Cause	SC	7	9	9	1	8
Traffic Total		423	614	724	414	310
<u>Civil</u>						
Admin License	AL	8	0	8	8	-
Capias	CA	0	0	1	1	-
Detinue	DT	1	1	1	0	1
Garnishment	GA	296	7	302	295	7
Impoundment	IM	1	0	1	1	-
Interrogatory	IN	9	5	14	9	5
Motion for Judgment	MJ	2	2	3	2	1
Other	OT	2	0	2	2	-
Protective Order	PO	1	4	6	2	4
Prelim Prot Order	PP	6	0	6	6	-
Show Cause	SC	4	3	5	5	-
Unlawful Detainer	UD	58	47	88	62	26
Warrant in Debt	WD	342	329	412	349	63
Civil Total		730	398	849	742	107
Charlottesville Totals		1,330	1,554	2,119	1,354	765



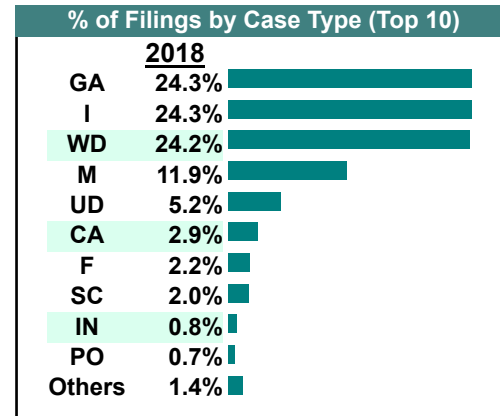
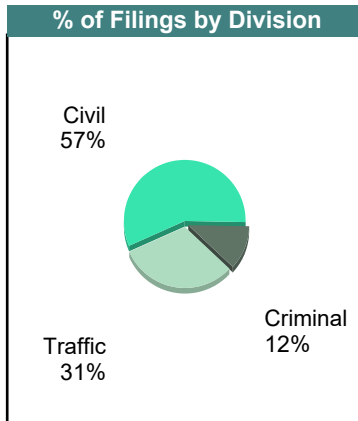
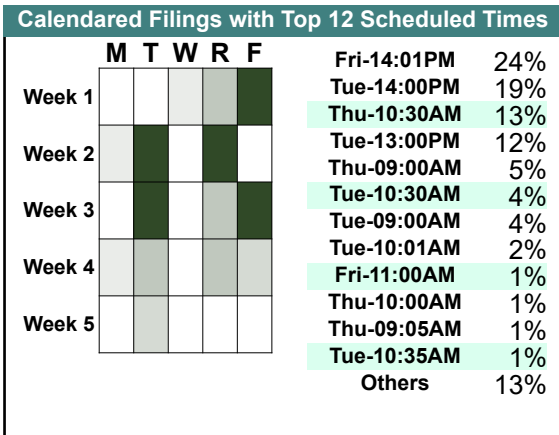
CASELOAD STATISTICS OF THE GENERAL DISTRICT COURTS

January 2018

Charlottesville

District: 16

		<u>Filings</u>	<u>Hearings</u>	<u>Transactions</u>	<u>Concluded</u>	<u>Cont</u>
<u>Criminal</u>						
Capias	CA	20	62	62	26	36
Civil Violation	CV	1	8	8	4	4
Felony	F	28	187	187	39	148
Misdemeanor	M	91	302	306	123	183
Show Cause	SC	16	28	28	17	11
Criminal Total		156	587	591	209	382
<u>Traffic</u>						
Capias	CA	18	63	63	15	48
Felony	F	1	3	3	2	1
Infraction	I	326	254	414	348	66
Misdemeanor	M	68	255	255	106	149
Show Cause	SC	7	9	9	4	5
Traffic Total		420	584	744	475	269
<u>Civil</u>						
Abstract	AJ	1	0	1	1	-
Admin License	AL	7	0	7	7	-
Capias	CA	1	1	1	0	1
Garnishment	GA	326	2	327	325	2
Impoundment	IM	1	0	1	1	-
Interrogatory	IN	11	6	13	7	6
Motion for Judgment	MJ	1	3	3	0	3
Other	OT	3	0	3	3	-
Protective Order	PO	9	5	16	11	5
Prelim Prot Order	PP	5	0	5	5	-
Show Cause	SC	4	3	5	4	1
Unlawful Detainer	UD	70	82	106	61	45
Warrant in Debt	WD	324	340	407	327	80
Civil Total		763	442	895	752	143
Charlottesville Totals		1,339	1,613	2,230	1,436	794



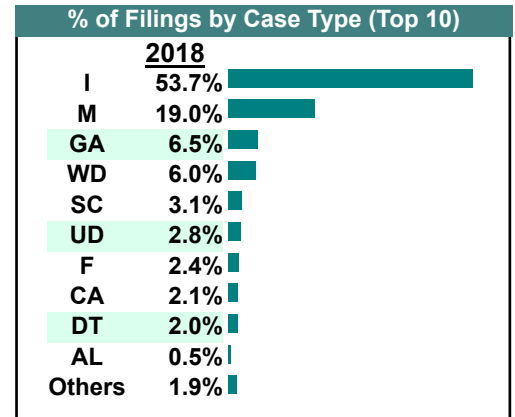
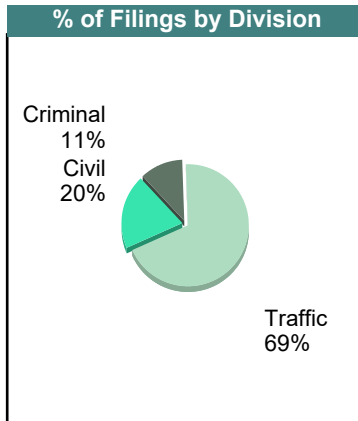
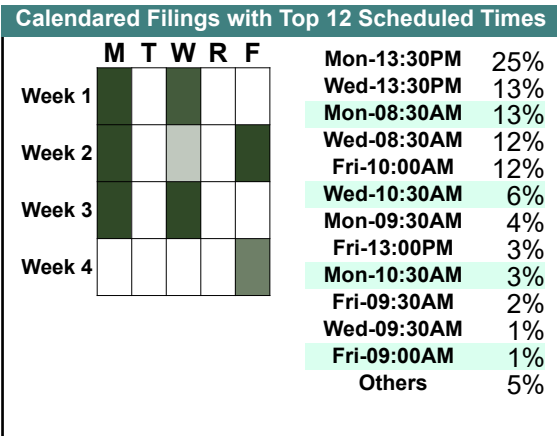
CASELOAD STATISTICS OF THE GENERAL DISTRICT COURTS

December 2018

Culpeper

District: 16

		<u>Filings</u>	<u>Hearings</u>	<u>Transactions</u>	<u>Concluded</u>	<u>Cont</u>
<u>Criminal</u>						
Capias	CA	15	60	60	23	37
Felony	F	23	87	87	26	61
Misdemeanor	M	65	212	218	94	124
Show Cause	SC	17	69	69	22	47
Criminal Total		120	428	434	165	269
<u>Traffic</u>						
Capias	CA	7	14	14	8	6
Civil Violation	CV	2	5	5	1	4
Felony	F	2	11	11	2	9
Infraction	I	561	369	661	521	140
Misdemeanor	M	134	336	336	144	192
Show Cause	SC	14	62	62	21	41
Traffic Total		720	797	1,089	697	392
<u>Civil</u>						
Abstract	AJ	1	0	1	1	-
Admin License	AL	5	0	5	5	-
Bond Forfeiture	BF	0	1	1	1	-
Detinue	DT	21	30	39	23	16
Garnishment	GA	68	11	71	60	11
Impoundment	IM	2	0	2	2	-
Interrogatory	IN	3	3	9	6	3
Motion for Judgment	MJ	2	2	2	1	1
Other	OT	1	0	1	1	-
Protective Order	PO	4	2	10	8	2
Prelim Prot Order	PP	5	0	5	5	-
Show Cause	SC	1	0	2	2	-
Unlawful Detainer	UD	29	22	41	35	6
Warrant in Debt	WD	63	69	91	66	25
Civil Total		205	140	280	216	64
Culpeper Totals		1,045	1,365	1,803	1,078	725



CASELOAD STATISTICS OF THE GENERAL DISTRICT COURTS

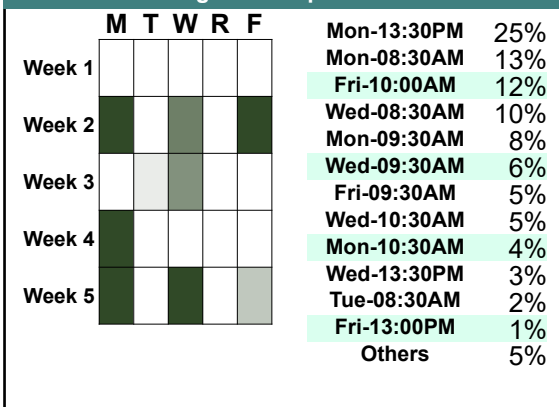
November 2018

Culpeper

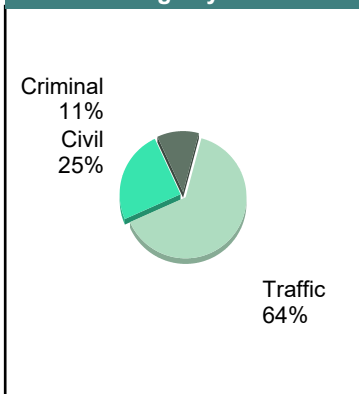
District: 16

		<u>Filings</u>	<u>Hearings</u>	<u>Transactions</u>	<u>Concluded</u>	<u>Cont</u>
<u>Criminal</u>						
Capias	CA	17	57	57	26	31
Felony	F	11	118	118	40	78
Misdemeanor	M	57	182	186	73	113
Show Cause	SC	19	60	60	21	39
Criminal Total		104	417	421	160	261
<u>Traffic</u>						
Capias	CA	9	18	18	4	14
Civil Violation	CV	0	6	6	4	2
Felony	F	1	7	7	4	3
Infraction	I	452	322	556	480	76
Misdemeanor	M	106	279	279	136	143
Show Cause	SC	24	80	80	22	58
Traffic Total		592	712	946	650	296
<u>Civil</u>						
Abstract	AJ	2	0	2	2	-
Admin License	AL	9	0	9	9	-
Bond Forfeiture	BF	1	2	5	3	2
Counter Claim	CC	1	1	1	0	1
Detinue	DT	4	4	6	4	2
Garnishment	GA	29	4	34	30	4
Impoundment	IM	3	0	3	3	-
Interrogatory	IN	7	9	11	2	9
Motion for Judgment	MJ	0	0	1	1	-
Other	OT	2	0	2	2	-
Protective Order	PO	6	5	7	2	5
Prelim Prot Order	PP	6	0	6	6	-
Show Cause	SC	5	3	5	2	3
Unlawful Detainer	UD	58	57	81	56	25
Warrant in Debt	WD	95	96	118	88	30
Civil Total		228	181	291	210	81
Culpeper Totals		924	1,310	1,658	1,020	638

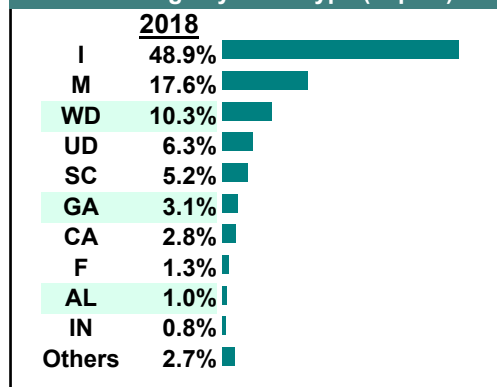
Calendared Filings with Top 12 Scheduled Times



% of Filings by Division



% of Filings by Case Type (Top 10)



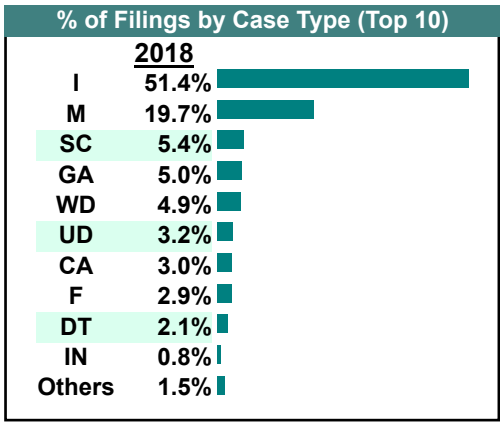
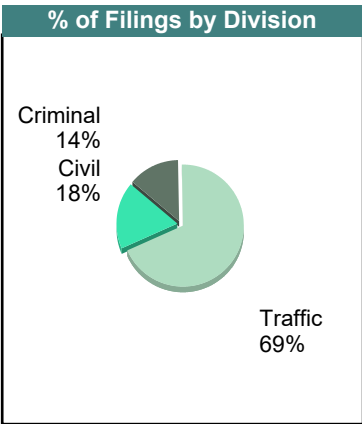
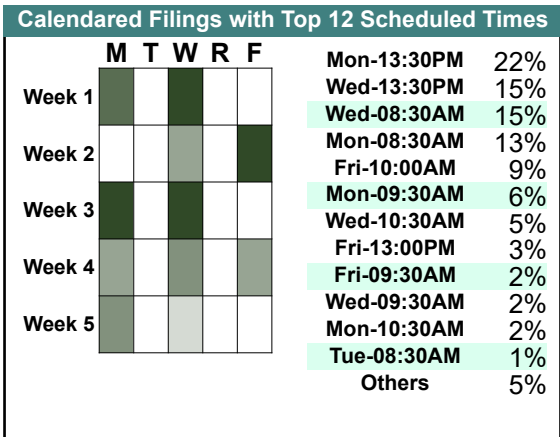
CASELOAD STATISTICS OF THE GENERAL DISTRICT COURTS

October 2018

Culpeper

District: 16

		<u>Filings</u>	<u>Hearings</u>	<u>Transactions</u>	<u>Concluded</u>	<u>Cont</u>
<u>Criminal</u>						
Capias	CA	29	73	73	24	49
Civil Violation	CV	2	1	2	2	-
Felony	F	34	183	183	72	111
Misdemeanor	M	89	221	230	91	139
Show Cause	SC	27	58	58	13	45
Criminal Total		181	536	546	202	344
<u>Traffic</u>						
Capias	CA	10	22	22	10	12
Civil Violation	CV	2	7	7	1	6
Felony	F	4	17	17	3	14
Infraction	I	673	439	774	633	141
Misdemeanor	M	169	384	384	157	227
Show Cause	SC	39	99	99	34	65
Traffic Total		897	968	1,303	838	465
<u>Civil</u>						
Abstract	AJ	1	0	1	1	-
Admin License	AL	3	0	3	3	-
Bond Forfeiture	BF	3	4	4	0	4
Detinue	DT	28	28	36	24	12
Garnishment	GA	65	7	82	75	7
Impoundment	IM	1	0	1	1	-
Interrogatory	IN	11	5	18	13	5
Motion for Judgment	MJ	0	3	3	3	-
Other	OT	1	1	1	1	-
Protective Order	PO	2	1	2	1	1
Prelim Prot Order	PP	5	0	5	5	-
Petition-Restore Arms	PR	0	0	1	1	-
Show Cause	SC	5	0	6	6	-
Unlawful Detainer	UD	42	25	51	41	10
Warrant in Debt	WD	64	80	99	63	36
Civil Total		231	154	313	238	75
Culpeper Totals		1,309	1,658	2,162	1,278	884



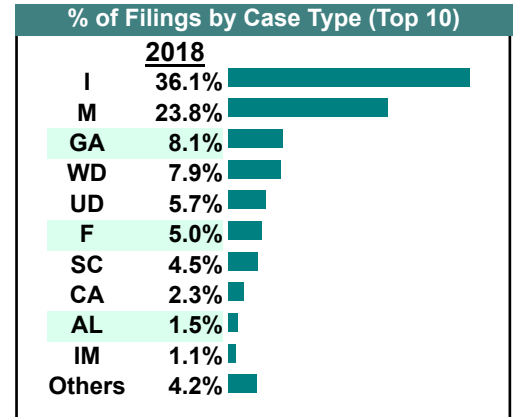
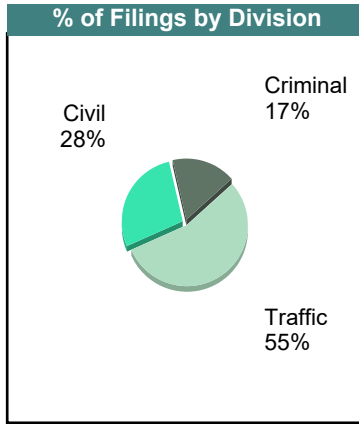
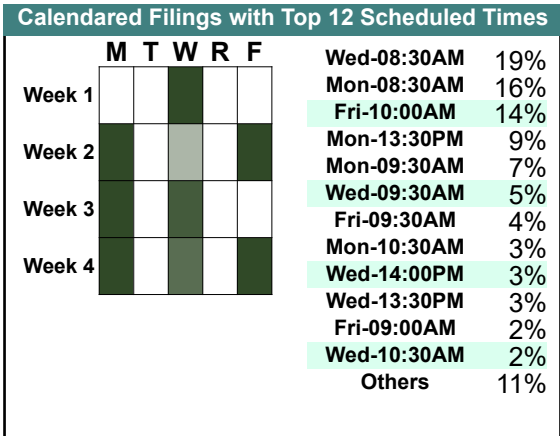
CASELOAD STATISTICS OF THE GENERAL DISTRICT COURTS

September 2018

Culpeper

District: 16

		<u>Filings</u>	<u>Hearings</u>	<u>Transactions</u>	<u>Concluded</u>	<u>Cont</u>
<u>Criminal</u>						
Capias	CA	20	64	64	31	33
Civil Violation	CV	1	5	5	3	2
Felony	F	42	164	164	57	107
Misdemeanor	M	93	230	238	102	136
Show Cause	SC	18	48	48	17	31
Criminal Total		174	511	519	210	309
<u>Traffic</u>						
Capias	CA	4	18	18	7	11
Civil Violation	CV	3	7	7	1	6
Felony	F	9	17	17	5	12
Infraction	I	370	277	451	357	94
Misdemeanor	M	151	315	316	136	180
Motion	MO	1	1	1	1	-
Show Cause	SC	26	76	76	26	50
Traffic Total		564	711	886	533	353
<u>Civil</u>						
Abstract	AJ	2	0	2	2	-
Admin License	AL	15	0	15	15	-
Bond Forfeiture	BF	1	3	7	4	3
Detinue	DT	10	17	21	14	7
Garnishment	GA	83	7	83	76	7
Impoundment	IM	11	0	11	11	-
Interrogatory	IN	9	4	11	7	4
Motion for Judgment	MJ	7	7	7	5	2
Other	OT	5	0	5	5	-
Protective Order	PO	2	0	2	2	-
Prelim Prot Order	PP	2	0	2	2	-
Petition-Restore Arms	PR	0	1	1	0	1
Show Cause	SC	2	0	2	2	-
Unlawful Detainer	UD	58	46	74	59	15
Warrant in Debt	WD	81	92	129	106	23
Civil Total		288	177	372	310	62
Culpeper Totals		1,026	1,399	1,777	1,053	724



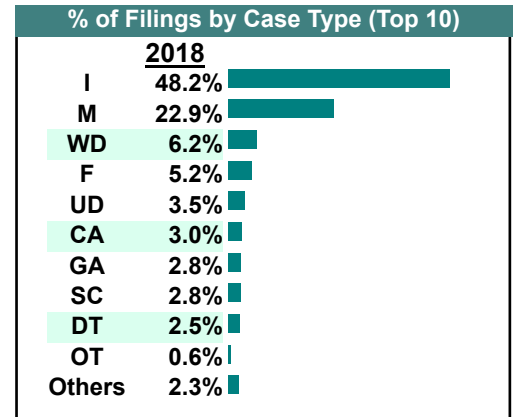
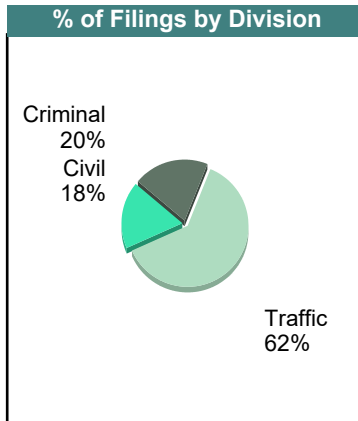
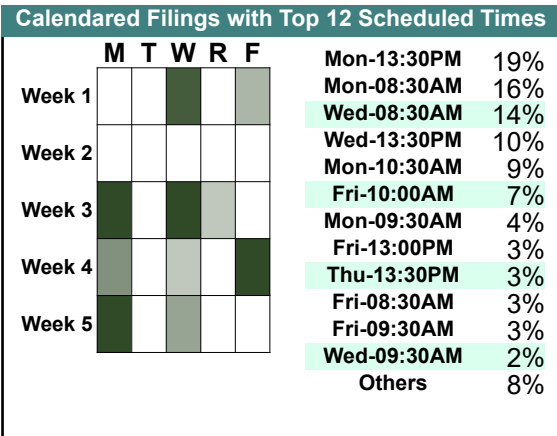
CASELOAD STATISTICS OF THE GENERAL DISTRICT COURTS

August 2018

Culpeper

District: 16

		<u>Filings</u>	<u>Hearings</u>	<u>Transactions</u>	<u>Concluded</u>	<u>Cont</u>
<u>Criminal</u>						
Capias	CA	29	81	81	32	49
Civil Violation	CV	2	2	2	0	2
Felony	F	55	158	158	31	127
Misdemeanor	M	115	280	285	95	190
Show Cause	SC	10	34	34	8	26
Criminal Total		211	555	560	166	394
<u>Traffic</u>						
Capias	CA	3	14	14	5	9
Civil Violation	CV	0	3	3	1	2
Felony	F	0	6	6	2	4
Infraction	I	509	311	593	513	80
Misdemeanor	M	127	340	341	147	194
Show Cause	SC	18	56	56	26	30
Traffic Total		657	730	1,013	694	319
<u>Civil</u>						
Admin License	AL	4	0	4	4	-
Bond Forfeiture	BF	3	3	4	1	3
Detinue	DT	26	27	36	24	12
Garnishment	GA	30	8	46	38	8
Impoundment	IM	3	0	3	3	-
Interrogatory	IN	5	5	8	3	5
Motion for Judgment	MJ	1	2	2	1	1
Other	OT	6	0	6	6	-
Protective Order	PO	3	0	3	3	-
Prelim Prot Order	PP	3	0	3	3	-
Show Cause	SC	2	1	2	1	1
Unlawful Detainer	UD	37	37	54	39	15
Warrant in Debt	WD	65	88	107	77	30
Civil Total		188	171	278	203	75
Culpeper Totals		1,056	1,456	1,851	1,063	788



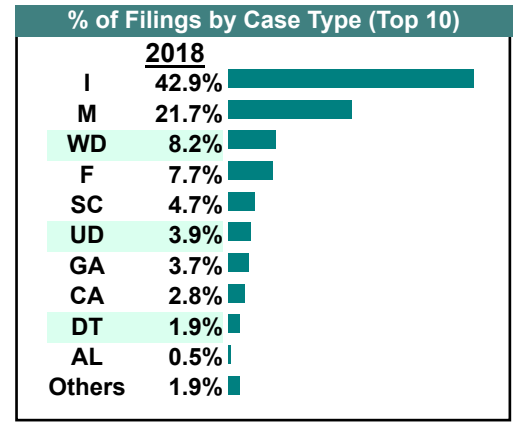
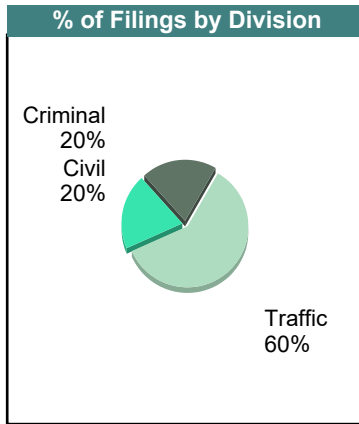
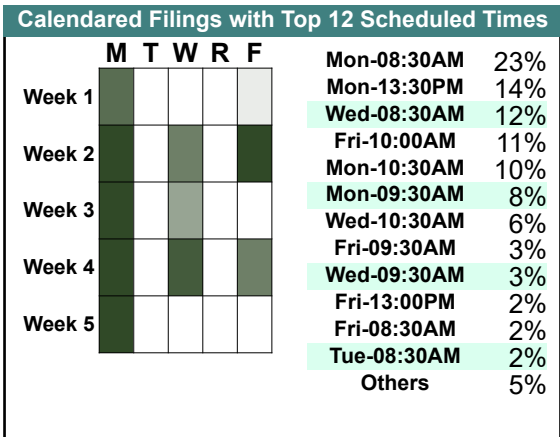
CASELOAD STATISTICS OF THE GENERAL DISTRICT COURTS

July 2018

Culpeper

District: 16

		<u>Filings</u>	<u>Hearings</u>	<u>Transactions</u>	<u>Concluded</u>	<u>Cont</u>
<u>Criminal</u>						
Capias	CA	24	69	69	26	43
Felony	F	74	206	206	51	155
Misdemeanor	M	86	228	230	73	157
Show Cause	SC	14	46	46	11	35
Criminal Total		198	549	551	161	390
<u>Traffic</u>						
Capias	CA	4	20	20	10	10
Civil Violation	CV	2	5	5	2	3
Felony	F	2	6	6	1	5
Infraction	I	422	320	525	426	99
Misdemeanor	M	127	293	293	123	170
Restricted O/L	RL	1	1	1	1	-
Show Cause	SC	31	85	85	35	50
Traffic Total		589	730	935	598	337
<u>Civil</u>						
Abstract	AJ	2	0	2	2	-
Admin License	AL	5	0	5	5	-
Bond Forfeiture	BF	1	1	3	2	1
Detinue	DT	19	33	52	37	15
Garnishment	GA	36	11	65	54	11
Impoundment	IM	3	0	3	3	-
Interrogatory	IN	1	0	2	2	-
Overweight	OC	3	0	3	3	-
Other	OT	1	0	1	1	-
Protective Order	PO	1	0	1	1	-
Prelim Prot Order	PP	2	0	2	2	-
Petition-Restore Arms	PR	2	1	2	1	1
Show Cause	SC	1	0	2	2	-
Unlawful Detainer	UD	38	34	58	43	15
Warrant in Debt	WD	81	124	159	112	47
Civil Total		196	204	360	270	90
Culpeper Totals		983	1,483	1,846	1,029	817



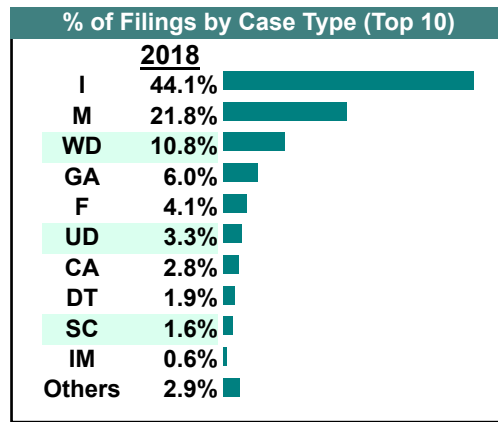
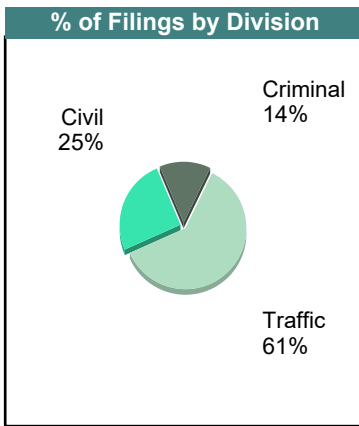
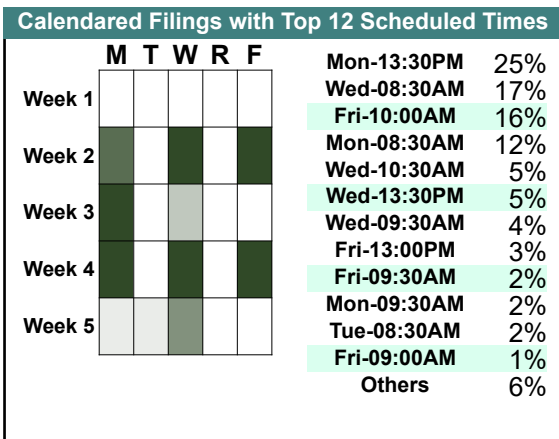
CASELOAD STATISTICS OF THE GENERAL DISTRICT COURTS

June 2018

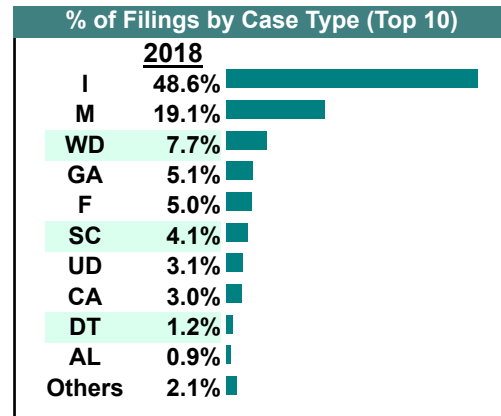
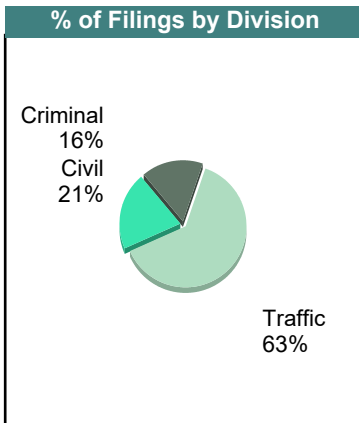
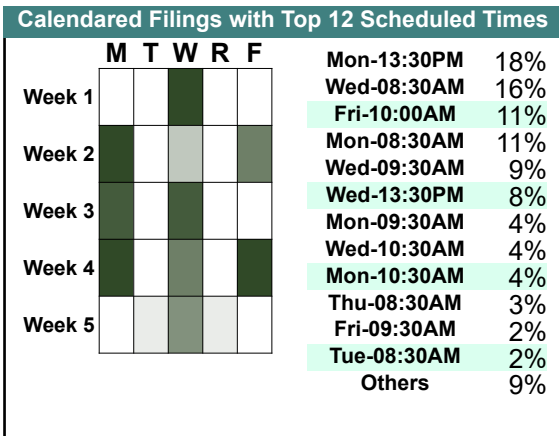
Culpeper

District: 16

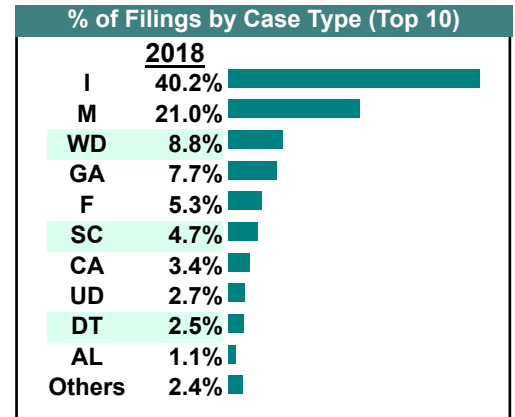
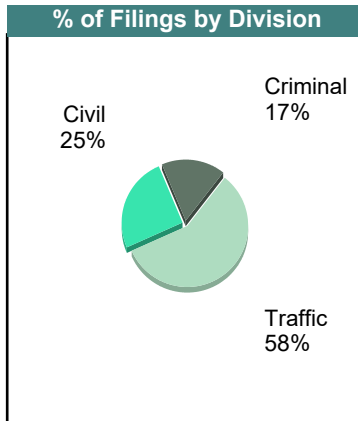
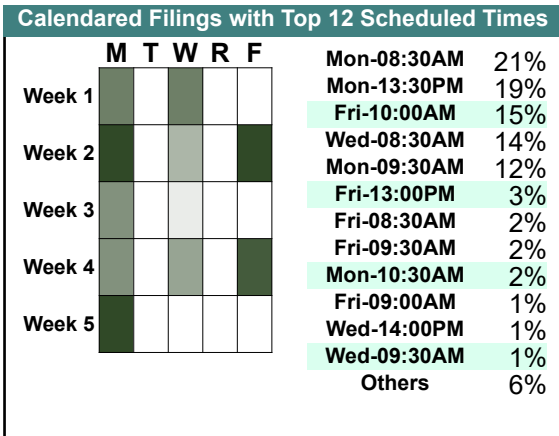
		<u>Filings</u>	<u>Hearings</u>	<u>Transactions</u>	<u>Concluded</u>	<u>Cont</u>
<u>Criminal</u>						
Capias	CA	19	69	69	26	43
Civil Violation	CV	2	2	2	2	-
Felony	F	37	162	162	50	112
Misdemeanor	M	71	179	181	68	113
Show Cause	SC	4	51	51	16	35
Criminal Total		133	463	465	162	303
<u>Traffic</u>						
Capias	CA	7	17	17	4	13
Civil Violation	CV	2	4	4	1	3
Felony	F	3	9	9	2	7
Infraction	I	431	311	504	422	82
Misdemeanor	M	142	270	270	102	168
Show Cause	SC	12	65	65	20	45
Traffic Total		597	676	869	551	318
<u>Civil</u>						
Admin License	AL	3	0	3	3	-
Bond Forfeiture	BF	3	4	5	1	4
Capias	CA	1	0	1	1	-
Detinue	DT	19	30	30	1	29
Garnishment	GA	59	30	69	39	30
Impoundment	IM	6	0	6	6	-
Interrogatory	IN	4	3	8	5	3
Motion for Judgment	MJ	3	3	3	0	3
Overweight	OC	3	0	3	3	-
Other	OT	6	0	6	6	-
Protective Order	PO	1	0	2	2	-
Prelim Prot Order	PP	1	0	1	1	-
Show Cause	SC	0	1	3	2	1
Unlawful Detainer	UD	32	38	50	25	25
Warrant in Debt	WD	106	117	133	47	86
Civil Total		247	226	323	142	181
Culpeper Totals		977	1,365	1,657	855	802



		<u>Filings</u>	<u>Hearings</u>	<u>Transactions</u>	<u>Concluded</u>	<u>Cont</u>
<u>Criminal</u>						
Capias	CA	30	84	84	34	50
Felony	F	57	170	170	56	114
Misdemeanor	M	90	250	258	112	146
Show Cause	SC	18	71	71	23	48
Criminal Total		195	575	583	225	358
<u>Traffic</u>						
Capias	CA	6	19	19	11	8
Civil Violation	CV	1	7	7	3	4
Felony	F	2	10	10	5	5
Infraction	I	578	372	698	601	97
Misdemeanor	M	137	374	374	190	184
Show Cause	SC	26	117	117	59	58
Traffic Total		750	899	1,225	869	356
<u>Civil</u>						
Abstract	AJ	3	0	3	3	-
Admin License	AL	11	0	11	11	-
Bond Forfeiture	BF	3	5	6	1	5
Counter Claim	CC	1	1	3	2	1
Detinue	DT	14	19	28	22	6
Garnishment	GA	61	12	72	60	12
Impoundment	IM	2	0	2	2	-
Interrogatory	IN	4	4	13	9	4
Overweight	OC	2	0	2	2	-
Other	OT	1	0	1	1	-
Protective Order	PO	4	0	6	6	-
Prelim Prot Order	PP	4	0	4	4	-
Show Cause	SC	5	3	6	3	3
Unlawful Detainer	UD	37	26	45	35	10
Warrant in Debt	WD	92	102	147	109	38
Civil Total		244	172	349	270	79
Culpeper Totals		1,189	1,646	2,157	1,364	793



		<u>Filings</u>	<u>Hearings</u>	<u>Transactions</u>	<u>Concluded</u>	<u>Cont</u>
<u>Criminal</u>						
Capias	CA	28	88	88	39	49
Felony	F	49	162	162	54	108
Misdemeanor	M	66	213	214	81	133
Show Cause	SC	20	67	67	30	37
Criminal Total		163	530	531	204	327
<u>Traffic</u>						
Capias	CA	4	13	13	3	10
Civil Violation	CV	3	3	3	0	3
Felony	F	2	15	15	7	8
Infraction	I	385	274	468	403	65
Misdemeanor	M	135	307	307	156	151
Show Cause	SC	24	78	78	17	61
Traffic Total		553	690	884	586	298
<u>Civil</u>						
Abstract	AJ	1	0	1	1	-
Admin License	AL	11	0	11	11	-
Bond Forfeiture	BF	2	2	4	2	2
Capias	CA	1	0	1	1	-
Detinue	DT	24	24	31	14	17
Garnishment	GA	74	11	79	68	11
Impoundment	IM	1	0	1	1	-
Interrogatory	IN	9	4	11	7	4
Other	OT	2	1	3	2	1
Protective Order	PO	4	2	4	2	2
Prelim Prot Order	PP	1	0	1	1	-
Show Cause	SC	1	1	1	0	1
Unlawful Detainer	UD	26	22	37	26	11
Warrant in Debt	WD	84	98	132	96	36
Civil Total		241	165	317	232	85
Culpeper Totals		957	1,385	1,732	1,022	710



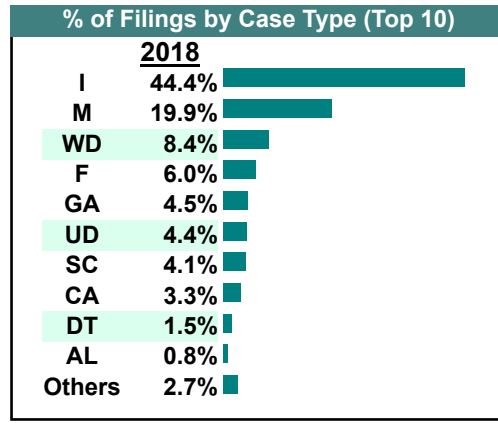
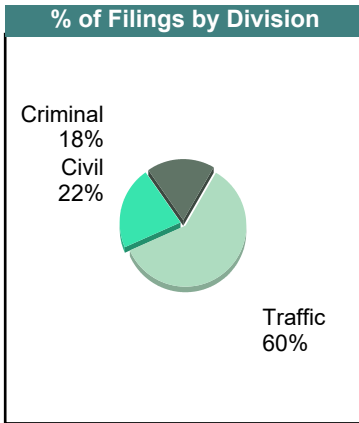
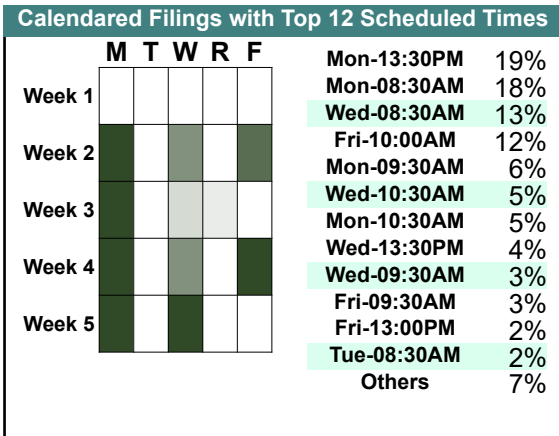
CASELOAD STATISTICS OF THE GENERAL DISTRICT COURTS

March 2018

Culpeper

District: 16

		<u>Filings</u>	<u>Hearings</u>	<u>Transactions</u>	<u>Concluded</u>	<u>Cont</u>
<u>Criminal</u>						
Capias	CA	30	92	92	39	53
Felony	F	58	160	160	51	109
Misdemeanor	M	84	250	252	78	174
Show Cause	SC	16	63	63	24	39
Criminal Total		188	565	567	192	375
<u>Traffic</u>						
Capias	CA	4	23	23	9	14
Civil Violation	CV	3	7	7	1	6
Felony	F	4	19	19	9	10
Infraction	I	463	370	583	450	133
Misdemeanor	M	123	345	345	145	200
Restricted O/L	RL	3	3	3	3	-
Show Cause	SC	26	101	101	32	69
Traffic Total		626	868	1,081	649	432
<u>Civil</u>						
Abstract	AJ	3	0	3	3	-
Admin License	AL	8	0	8	8	-
Bond Forfeiture	BF	1	3	4	2	2
Counter Claim	CC	1	1	1	0	1
Detinue	DT	16	25	33	20	13
Garnishment	GA	47	4	52	48	4
Impoundment	IM	2	0	2	2	-
Interrogatory	IN	3	5	7	2	5
Motion for Judgment	MJ	0	0	1	1	-
Overweight	OC	1	0	2	2	-
Other	OT	5	0	5	5	-
Protective Order	PO	2	1	5	4	1
Prelim Prot Order	PP	4	0	4	4	-
Petition-Restore Arms	PR	0	0	1	1	-
Show Cause	SC	1	0	1	1	-
Unlawful Detainer	UD	46	35	66	53	13
Warrant in Debt	WD	88	99	117	73	44
Civil Total		228	173	312	229	83
Culpeper Totals		1,042	1,606	1,960	1,070	890



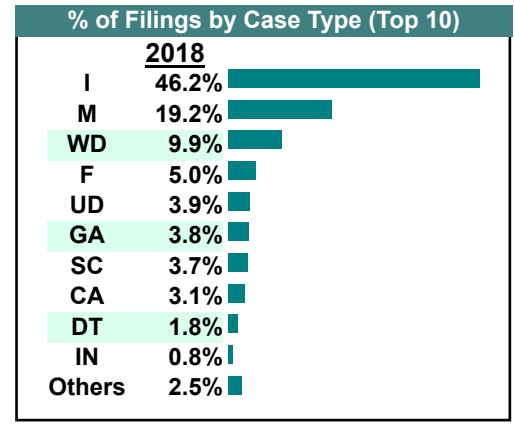
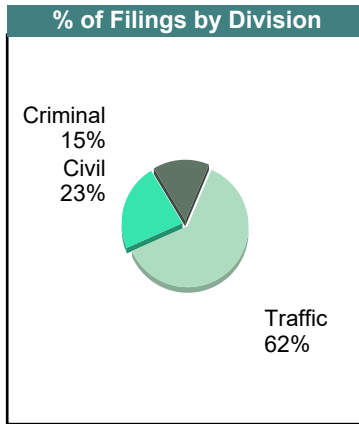
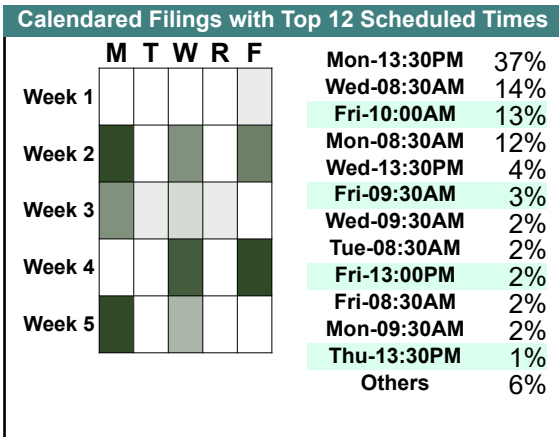
CASELOAD STATISTICS OF THE GENERAL DISTRICT COURTS

February 2018

Culpeper

District: 16

		<u>Filings</u>	<u>Hearings</u>	<u>Transactions</u>	<u>Concluded</u>	<u>Cont</u>
<u>Criminal</u>						
Capias	CA	28	98	98	46	52
Felony	F	56	130	130	34	96
Misdemeanor	M	87	197	205	75	130
Motion	MO	1	1	1	1	-
Show Cause	SC	16	73	73	23	50
Criminal Total		188	499	507	179	328
<u>Traffic</u>						
Capias	CA	10	30	30	16	14
Civil Violation	CV	0	1	1	1	-
Felony	F	7	16	16	4	12
Infraction	I	577	342	648	555	93
Misdemeanor	M	152	300	300	125	175
Show Cause	SC	28	106	106	46	60
Traffic Total		774	795	1,101	747	354
<u>Civil</u>						
Bond Forfeiture	BF	2	2	6	5	1
Capias	CA	1	0	1	1	-
Detinue	DT	23	22	24	17	7
Garnishment	GA	47	8	62	54	8
Impoundment	IM	6	0	6	6	-
Interrogatory	IN	10	7	15	8	7
Motion for Judgment	MJ	1	1	2	1	1
Other	OT	9	0	9	9	-
Protective Order	PO	5	0	5	5	-
Prelim Prot Order	PP	5	0	5	5	-
Petition-Restore Arms	PR	1	1	1	0	1
Show Cause	SC	2	0	2	2	-
Tenants Assertion	TA	1	0	1	1	-
Unlawful Detainer	UD	49	48	70	53	17
Warrant in Debt	WD	124	141	164	116	48
Civil Total		286	230	373	283	90
Culpeper Totals		1,248	1,524	1,981	1,209	772



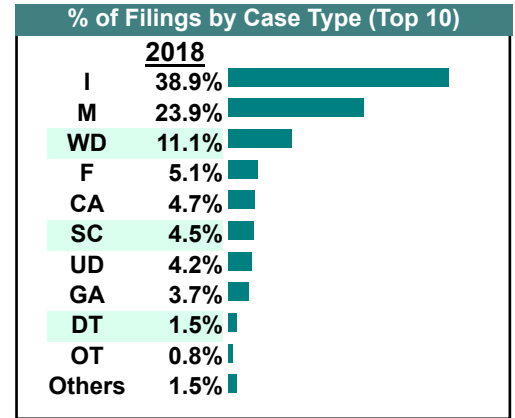
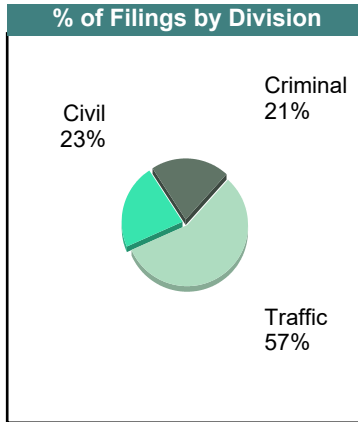
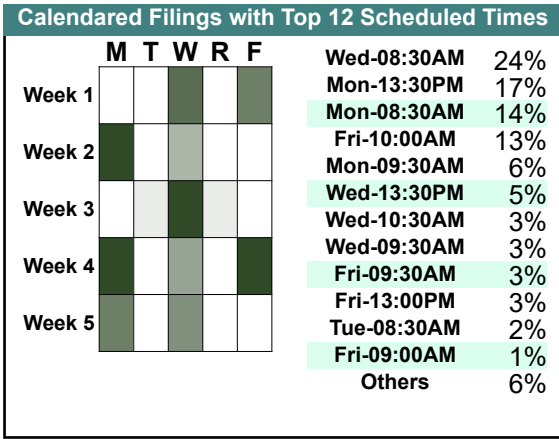
CASELOAD STATISTICS OF THE GENERAL DISTRICT COURTS

January 2018

Culpeper

District: 16

		<u>Filings</u>	<u>Hearings</u>	<u>Transactions</u>	<u>Concluded</u>	<u>Cont</u>
<u>Criminal</u>						
Capias	CA	47	109	109	26	83
Felony	F	60	180	180	58	122
Misdemeanor	M	140	263	268	80	188
Show Cause	SC	23	64	64	21	43
Criminal Total		270	616	621	185	436
<u>Traffic</u>						
Capias	CA	14	29	29	9	20
Civil Violation	CV	3	5	5	2	3
Felony	F	7	17	17	4	13
Infraction	I	507	369	587	488	99
Misdemeanor	M	172	343	344	125	219
Restricted O/L	RL	1	1	1	1	-
Show Cause	SC	36	94	94	20	74
Traffic Total		740	858	1,077	649	428
<u>Civil</u>						
Bond Forfeiture	BF	5	6	9	3	6
Detinue	DT	20	21	38	25	13
Garnishment	GA	48	14	60	46	14
Impoundment	IM	4	0	4	4	-
Interrogatory	IN	5	2	7	5	2
Other	OT	11	0	11	11	-
Protective Order	PO	1	0	1	1	-
Prelim Prot Order	PP	1	0	1	1	-
Unlawful Detainer	UD	55	49	70	45	25
Warrant in Debt	WD	145	158	189	139	50
Civil Total		295	250	390	280	110
Culpeper Totals		1,305	1,724	2,088	1,114	974



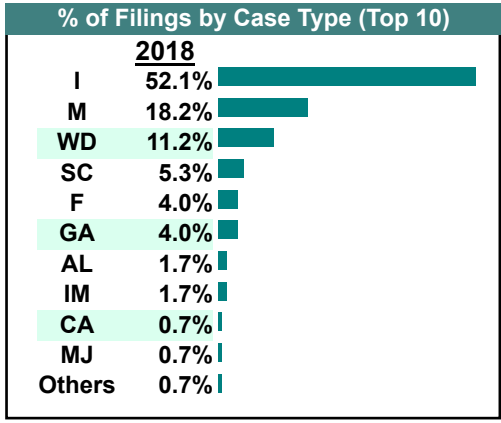
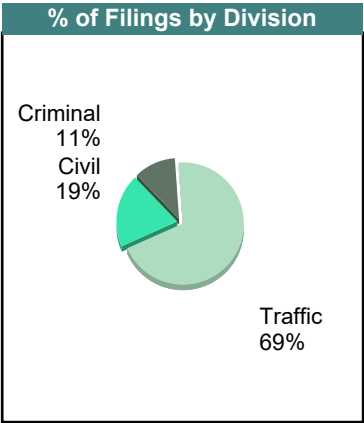
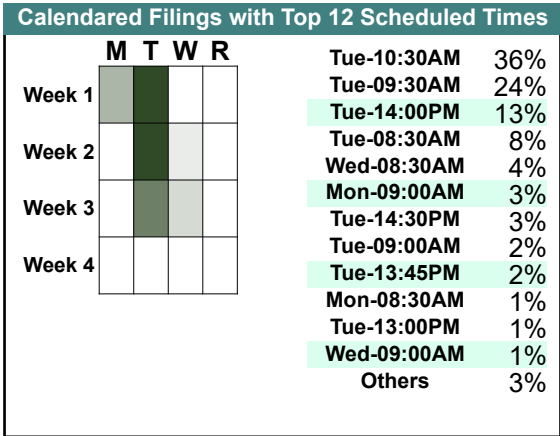
CASELOAD STATISTICS OF THE GENERAL DISTRICT COURTS

December 2018

Fluvanna

District: 16

		<u>Filings</u>	<u>Hearings</u>	<u>Transactions</u>	<u>Concluded</u>	<u>Cont</u>
<u>Criminal</u>						
Civil Violation	CV	0	2	2	0	2
Felony	F	10	25	25	3	22
Misdemeanor	M	16	39	39	3	36
Show Cause	SC	8	12	12	6	6
Criminal Total		34	78	78	12	66
<u>Traffic</u>						
Capias	CA	2	9	9	1	8
Felony	F	2	4	4	0	4
Infraction	I	158	139	190	98	91
Misdemeanor	M	39	79	79	16	63
Restricted O/L	RL	1	1	1	1	-
Show Cause	SC	8	27	27	17	10
Traffic Total		210	259	310	133	176
<u>Civil</u>						
Admin License	AL	5	0	5	5	-
Garnishment	GA	12	2	13	11	2
Impoundment	IM	5	1	5	4	-
Motion for Judgment	MJ	2	2	2	0	2
Other	OT	1	1	2	1	1
Unlawful Detainer	UD	0	0	1	1	-
Warrant in Debt	WD	34	34	46	13	33
Civil Total		59	40	74	35	38
Fluvanna Totals		303	377	462	180	280



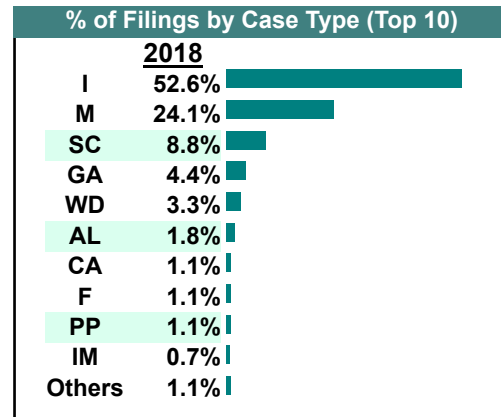
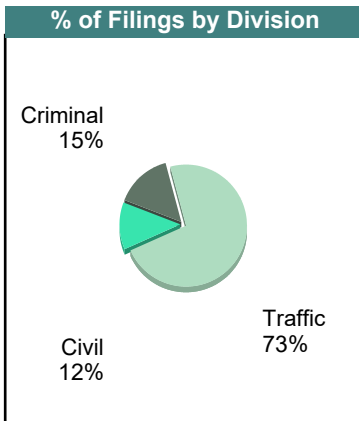
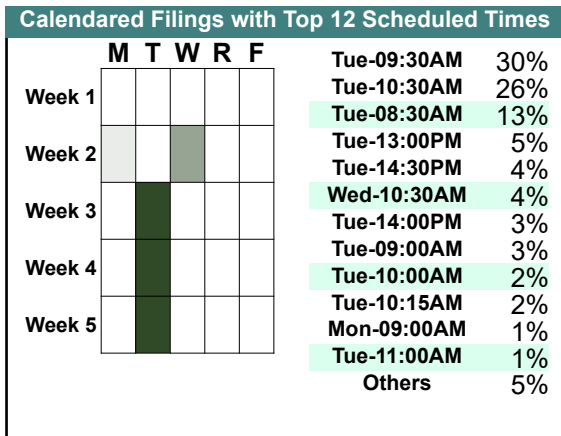
CASELOAD STATISTICS OF THE GENERAL DISTRICT COURTS

November 2018

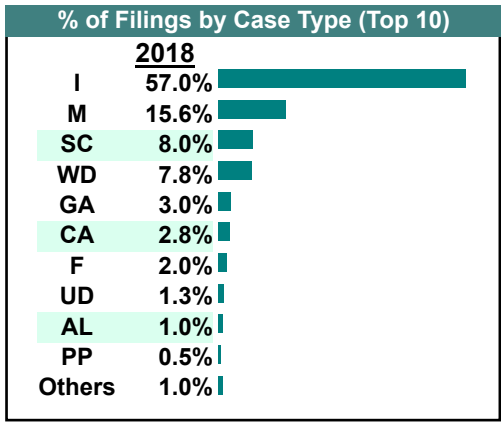
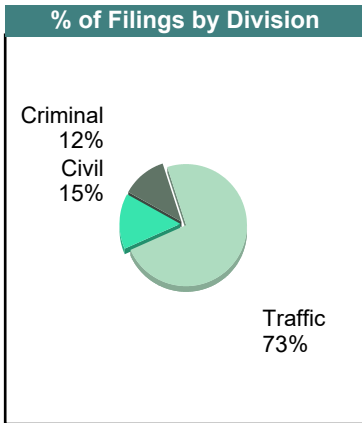
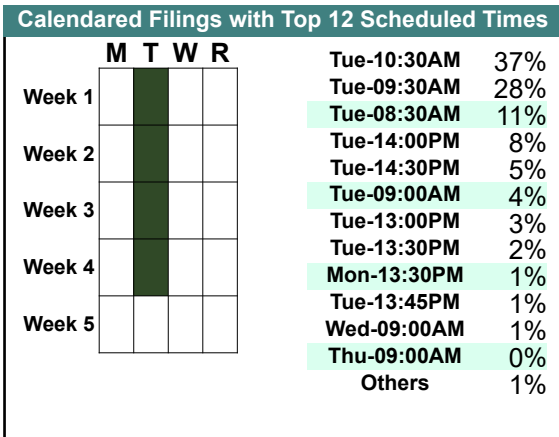
Fluvanna

District: 16

		<u>Filings</u>	<u>Hearings</u>	<u>Transactions</u>	<u>Concluded</u>	<u>Cont</u>
<u>Criminal</u>						
Capias	CA	1	6	6	5	1
Civil Violation	CV	0	1	1	1	-
Felony	F	2	19	19	12	7
Misdemeanor	M	27	62	63	33	30
Show Cause	SC	11	22	22	18	4
Criminal Total		41	110	111	69	42
<u>Traffic</u>						
Capias	CA	2	6	6	4	2
Felony	F	1	3	3	1	2
Infraction	I	144	108	168	134	33
Misdemeanor	M	39	66	66	29	37
Show Cause	SC	13	13	13	5	8
Traffic Total		199	196	256	173	82
<u>Civil</u>						
Admin License	AL	5	0	5	5	-
Garnishment	GA	12	1	13	12	1
Impoundment	IM	2	0	2	2	-
Interrogatory	IN	1	1	2	1	1
Other	OT	1	1	2	1	1
Protective Order	PO	1	1	1	0	-
Prelim Prot Order	PP	3	3	7	4	3
Unlawful Detainer	UD	0	4	5	3	2
Warrant in Debt	WD	9	20	29	16	12
Civil Total		34	31	66	44	20
Fluvanna Totals		274	337	433	286	144



		Filings	Hearings	Transactions	Concluded	Cont
<u>Criminal</u>						
Capias	CA	7	13	13	8	5
Civil Violation	CV	1	1	1	0	1
Felony	F	8	21	21	5	16
Misdemeanor	M	19	75	75	44	31
Show Cause	SC	12	26	26	15	11
Criminal Total		47	136	136	72	64
<u>Traffic</u>						
Capias	CA	4	13	13	7	6
Felony	F	0	3	3	3	-
Infraction	I	227	160	260	231	27
Misdemeanor	M	43	94	94	54	40
Show Cause	SC	18	27	27	18	5
Traffic Total		292	297	397	313	78
<u>Civil</u>						
Admin License	AL	4	0	4	4	-
Bond Forfeiture	BF	0	0	1	1	-
Detinue	DT	0	1	2	2	-
Garnishment	GA	12	3	15	12	1
Impoundment	IM	1	0	1	1	-
Interrogatory	IN	0	0	2	2	-
Motion for Judgment	MJ	0	1	1	1	-
Other	OT	1	2	3	1	2
Protective Order	PO	1	0	1	1	-
Prelim Prot Order	PP	2	2	2	0	2
Show Cause	SC	2	0	4	4	-
Unlawful Detainer	UD	5	9	9	4	5
Warrant in Debt	WD	31	47	55	41	14
Civil Total		59	65	100	74	24
Fluvanna Totals		398	498	633	459	166



CASELOAD STATISTICS OF THE GENERAL DISTRICT COURTS

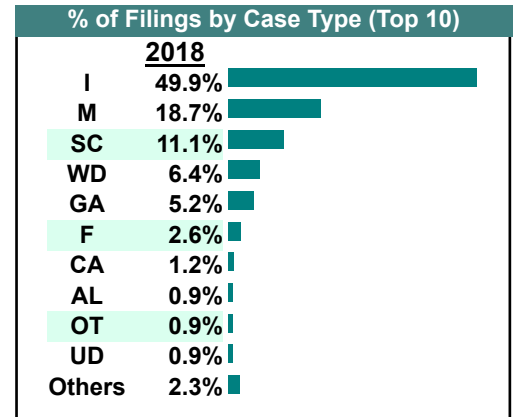
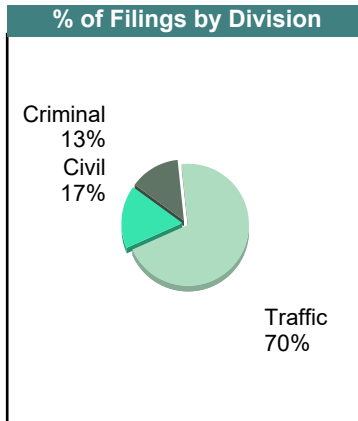
September 2018

Fluvanna

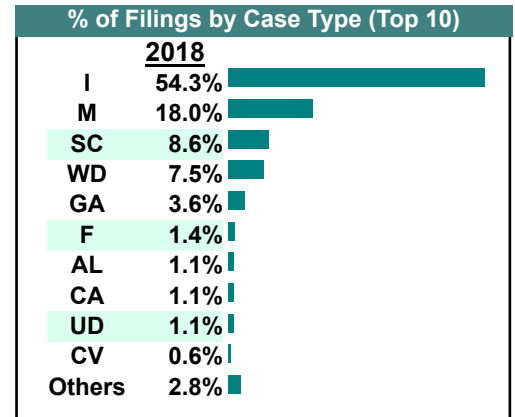
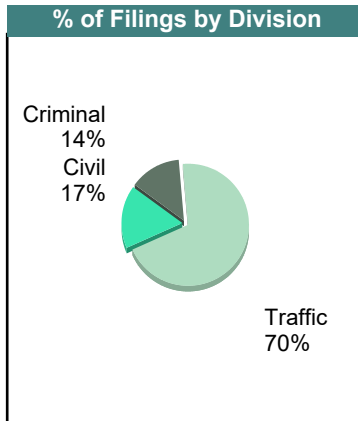
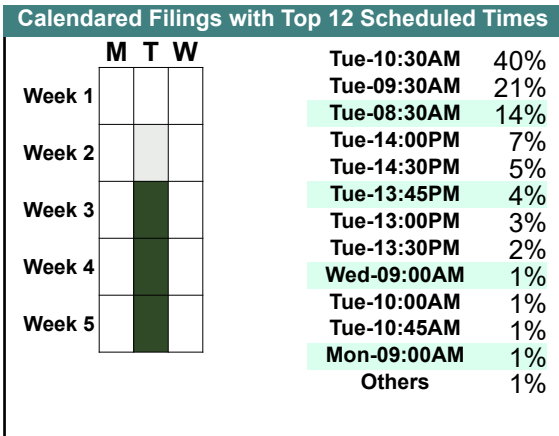
District: 16

		<u>Filings</u>	<u>Hearings</u>	<u>Transactions</u>	<u>Concluded</u>	<u>Cont</u>
<u>Criminal</u>						
Capias	CA	2	5	5	2	3
Civil Violation	CV	0	2	2	1	1
Felony	F	7	14	14	4	10
Misdemeanor	M	20	80	80	44	36
Show Cause	SC	17	32	32	18	12
Criminal Total		46	133	133	69	62
<u>Traffic</u>						
Capias	CA	2	10	10	5	5
Felony	F	2	2	2	0	2
Infraction	I	171	126	192	162	29
Misdemeanor	M	44	88	88	42	46
Show Cause	SC	21	28	28	15	8
Traffic Total		240	254	320	224	90
<u>Civil</u>						
Admin License	AL	3	0	3	3	-
Detinue	DT	2	2	2	0	2
Garnishment	GA	18	5	20	15	1
Impoundment	IM	2	0	2	2	-
Interrogatory	IN	1	2	2	0	2
Motion for Judgment	MJ	0	0	1	1	-
Other	OT	3	1	4	3	1
Protective Order	PO	1	0	1	1	-
Prelim Prot Order	PP	2	1	3	2	-
Show Cause	SC	0	2	3	1	2
Unlawful Detainer	UD	3	3	4	1	3
Warrant in Debt	WD	22	45	49	23	25
Civil Total		57	61	94	52	36
Fluvanna Totals		343	448	547	345	188

Calendared Filings with Top 12 Scheduled Times					
	M	T	W	R	
Week 1					Tue-09:30AM 44%
					Tue-10:30AM 15%
Week 2					Tue-08:30AM 14%
					Tue-14:00PM 10%
Week 3					Tue-13:30PM 4%
					Tue-13:45PM 3%
Week 4					Tue-13:00PM 2%
					Tue-14:30PM 2%
					Tue-09:00AM 2%
					Mon-09:00AM 1%
					Tue-08:45AM 1%
					Mon-13:00PM 0%
					Others 3%

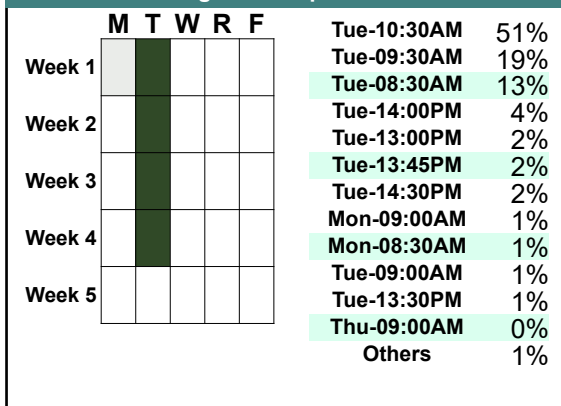


		<u>Filings</u>	<u>Hearings</u>	<u>Transactions</u>	<u>Concluded</u>	<u>Cont</u>
<u>Criminal</u>						
Capias	CA	2	5	5	2	3
Civil Violation	CV	2	2	2	0	2
Felony	F	5	9	9	6	3
Misdemeanor	M	26	58	59	26	32
Show Cause	SC	14	25	25	16	9
Criminal Total		49	99	100	50	49
<u>Traffic</u>						
Capias	CA	2	6	6	1	5
Felony	F	0	3	3	2	1
Infraction	I	196	129	219	199	20
Misdemeanor	M	39	60	60	33	27
Other	O	1	1	1	1	-
Show Cause	SC	14	15	15	12	3
Traffic Total		252	214	304	248	56
<u>Civil</u>						
Admin License	AL	4	0	4	4	-
Detinue	DT	0	1	1	1	-
Garnishment	GA	13	10	23	13	10
Impoundment	IM	2	0	2	2	-
Interrogatory	IN	2	1	4	3	1
Motion for Judgment	MJ	1	2	2	0	2
Other	OT	2	1	2	1	1
Prelim Prot Order	PP	2	2	3	1	2
Show Cause	SC	3	3	5	2	3
Unlawful Detainer	UD	4	5	5	3	2
Warrant in Debt	WD	27	32	41	18	22
Civil Total		60	57	92	48	43
Fluvanna Totals		361	370	496	346	148

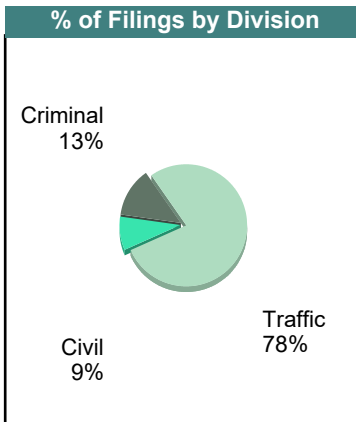


		Filings	Hearings	Transactions	Concluded	Cont
<u>Criminal</u>						
Capias	CA	0	8	8	5	3
Civil Violation	CV	0	1	1	1	-
Felony	F	7	27	27	14	13
Misdemeanor	M	47	99	101	41	60
Show Cause	SC	23	34	34	18	16
Criminal Total		77	169	171	79	92
<u>Traffic</u>						
Capias	CA	5	15	15	9	6
Felony	F	1	2	2	0	2
Infraction	I	367	260	435	394	41
Misdemeanor	M	85	136	136	98	38
Show Cause	SC	10	16	16	9	7
Traffic Total		468	429	604	510	94
<u>Civil</u>						
Admin License	AL	7	0	7	7	-
Detinue	DT	1	1	1	0	1
Garnishment	GA	13	5	19	14	5
Impoundment	IM	6	0	6	6	-
Interrogatory	IN	0	2	3	1	2
Other	OT	2	0	2	2	-
Protective Order	PO	1	0	1	1	-
Prelim Prot Order	PP	3	1	3	2	-
Show Cause	SC	2	4	5	1	4
Unlawful Detainer	UD	4	5	5	3	1
Warrant in Debt	WD	15	32	47	24	23
Civil Total		54	50	99	61	36
Fluvanna Totals		599	648	874	650	222

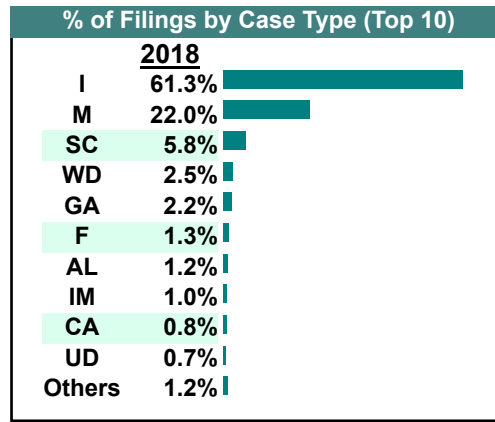
Calendared Filings with Top 12 Scheduled Times



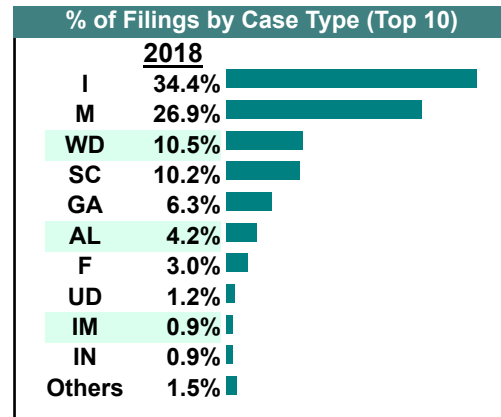
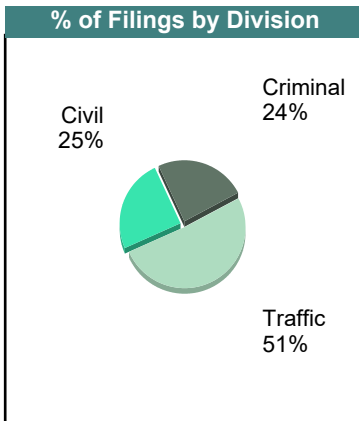
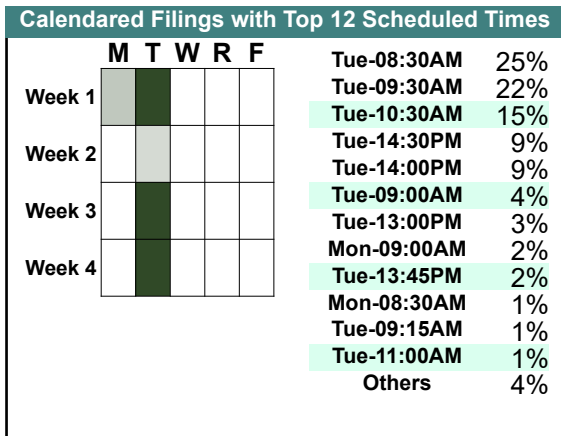
% of Filings by Division



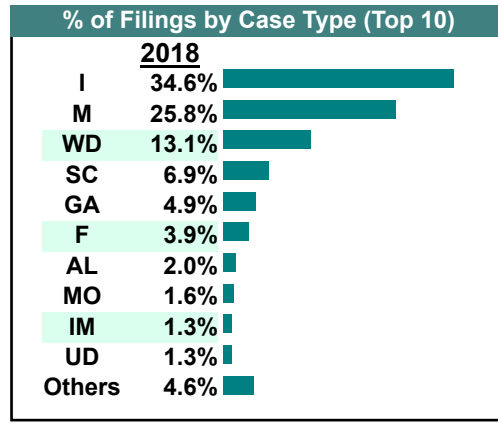
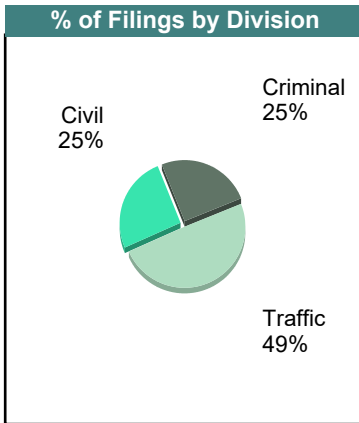
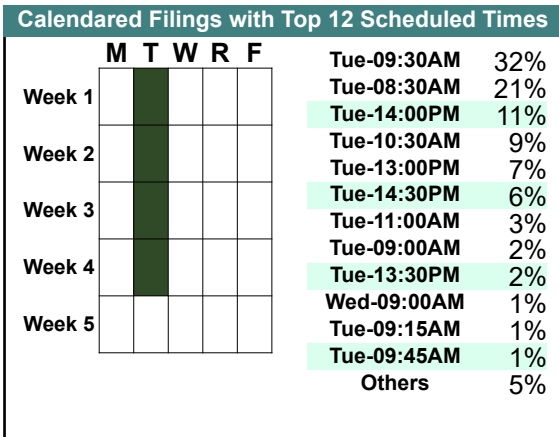
% of Filings by Case Type (Top 10)



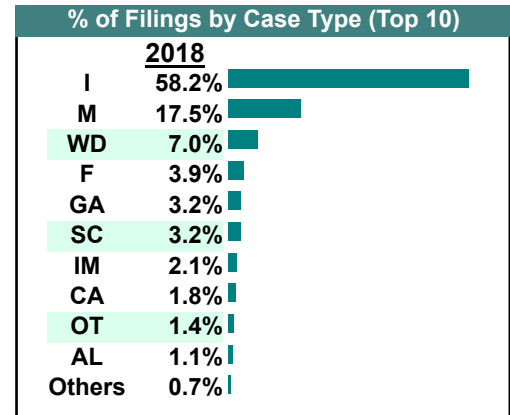
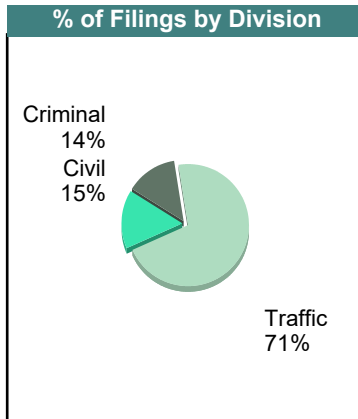
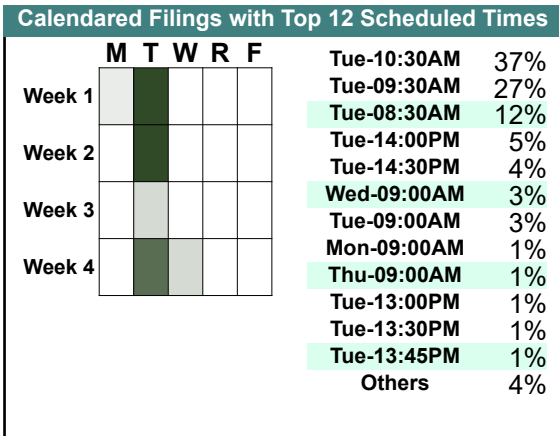
		Filings	Hearings	Transactions	Concluded	Cont
<u>Criminal</u>						
Capias	CA	0	9	9	4	5
Civil Violation	CV	2	6	6	2	4
Felony	F	9	27	27	6	21
Misdemeanor	M	51	85	85	15	70
Show Cause	SC	18	30	30	18	12
Criminal Total		80	157	157	45	112
<u>Traffic</u>						
Capias	CA	1	7	7	4	3
Felony	F	1	2	2	0	2
Infraction	I	115	82	141	124	17
Misdemeanor	M	39	63	63	21	42
Show Cause	SC	15	19	19	16	3
Traffic Total		171	173	232	165	67
<u>Civil</u>						
Admin License	AL	14	2	14	12	-
Garnishment	GA	21	5	23	18	4
Impoundment	IM	3	0	3	3	-
Interrogatory	IN	3	4	5	1	4
Motion for Judgment	MJ	0	1	1	0	-
Prelim Prot Order	PP	2	0	2	2	-
Show Cause	SC	1	1	1	0	1
Unlawful Detainer	UD	4	5	7	7	-
Warrant in Debt	WD	35	39	52	39	13
Civil Total		83	57	108	82	22
Fluvanna Totals		334	387	497	292	201



		Filings	Hearings	Transactions	Concluded	Cont
<u>Criminal</u>						
Capias	CA	2	14	14	3	11
Civil Violation	CV	2	3	3	2	1
Felony	F	11	20	20	7	13
Misdemeanor	M	44	81	84	32	50
Motion	MO	5	5	5	5	-
Show Cause	SC	13	22	22	7	14
Criminal Total		77	145	148	56	89
<u>Traffic</u>						
Capias	CA	1	12	12	4	8
Felony	F	1	1	1	0	1
Infraction	I	106	108	152	96	56
Misdemeanor	M	35	60	60	28	32
Show Cause	SC	8	16	16	5	6
Traffic Total		151	197	241	133	103
<u>Civil</u>						
Admin License	AL	6	1	6	5	-
Bond Forfeiture	BF	0	1	1	0	1
Garnishment	GA	15	3	18	15	3
Impoundment	IM	4	0	4	4	-
Interrogatory	IN	0	0	2	2	-
Motion for Judgment	MJ	1	1	1	0	1
Other	OT	3	0	3	3	-
Protective Order	PO	2	0	2	2	-
Prelim Prot Order	PP	3	0	3	3	-
Show Cause	SC	0	1	2	2	-
Unlawful Detainer	UD	4	6	7	4	3
Warrant in Debt	WD	40	46	58	32	26
Civil Total		78	59	107	72	34
Fluvanna Totals		306	401	496	261	226



		<u>Filings</u>	<u>Hearings</u>	<u>Transactions</u>	<u>Concluded</u>	<u>Cont</u>
<u>Criminal</u>						
Capias	CA	3	9	9	2	6
Civil Violation	CV	0	3	3	2	1
Felony	F	8	21	21	10	11
Misdemeanor	M	22	51	52	23	29
Show Cause	SC	6	10	10	5	5
Criminal Total		39	94	95	42	52
<u>Traffic</u>						
Capias	CA	2	10	10	3	7
Felony	F	3	3	3	1	2
Infraction	I	166	129	187	137	50
Misdemeanor	M	28	49	49	20	29
Show Cause	SC	3	5	5	2	3
Traffic Total		202	196	254	163	91
<u>Civil</u>						
Admin License	AL	3	2	3	1	-
Bond Forfeiture	BF	0	1	1	0	1
Garnishment	GA	9	1	9	8	1
Impoundment	IM	6	0	6	6	-
Interrogatory	IN	0	1	1	0	1
Other	OT	4	0	4	4	-
Unlawful Detainer	UD	2	3	4	1	3
Warrant in Debt	WD	20	27	29	15	14
Civil Total		44	35	57	35	20
Fluvanna Totals		285	325	406	240	163



CASELOAD STATISTICS OF THE GENERAL DISTRICT COURTS

March 2018

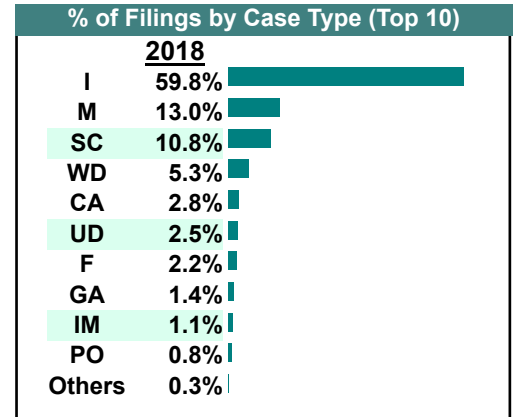
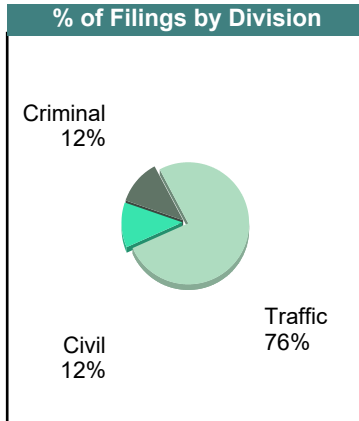
Fluvanna

District: 16

		<u>Filings</u>	<u>Hearings</u>	<u>Transactions</u>	<u>Concluded</u>	<u>Cont</u>
<u>Criminal</u>						
Capias	CA	6	15	15	3	12
Civil Violation	CV	0	5	5	3	2
Felony	F	8	22	22	6	16
Misdemeanor	M	16	51	51	16	35
Show Cause	SC	13	23	23	11	12
Criminal Total		43	116	116	39	77
<u>Traffic</u>						
Capias	CA	4	12	12	1	11
Felony	F	0	1	1	1	-
Infraction	I	216	140	242	210	31
Misdemeanor	M	31	62	62	28	34
Show Cause	SC	24	33	33	22	11
Traffic Total		275	248	350	262	87
<u>Civil</u>						
Admin License	AL	1	0	1	1	-
Garnishment	GA	5	2	10	8	2
Impoundment	IM	4	0	4	4	-
Interrogatory	IN	0	1	1	0	1
Protective Order	PO	3	0	3	3	-
Prelim Prot Order	PP	0	1	2	1	1
Show Cause	SC	2	2	2	0	2
Unlawful Detainer	UD	9	9	11	9	2
Warrant in Debt	WD	19	37	41	24	17
Civil Total		43	52	75	50	25
Fluvanna Totals		361	416	541	351	189

Calendared Filings with Top 12 Scheduled Times

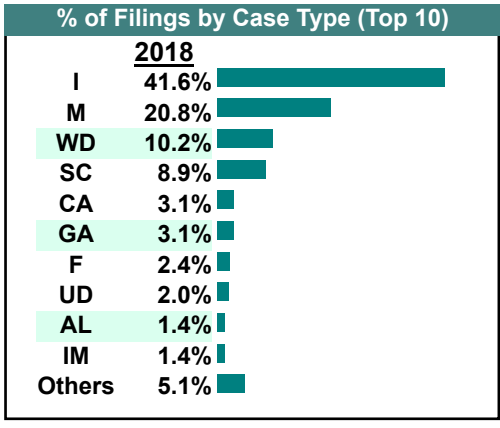
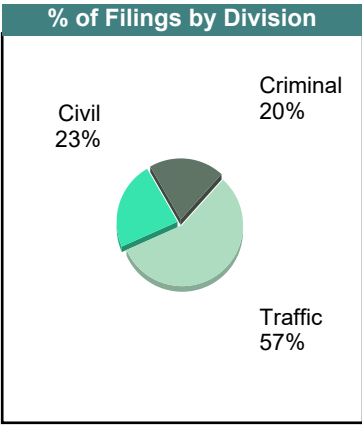
	M	T	W	R	F		
Week 1						Tue-10:30AM	33%
						Tue-09:30AM	31%
						Tue-08:30AM	13%
Week 2						Tue-13:00PM	5%
						Tue-14:00PM	5%
Week 3						Tue-13:15PM	3%
						Tue-13:30PM	3%
						Tue-14:30PM	3%
Week 4						Tue-09:00AM	1%
						Tue-08:45AM	1%
						Tue-11:00AM	1%
						Fri-10:30AM	0%
						Others	2%



		Filings	Hearings	Transactions	Concluded	Cont
<u>Criminal</u>						
Capias	CA	4	14	14	3	11
Civil Violation	CV	1	6	6	4	2
Felony	F	7	18	18	4	14
Misdemeanor	M	36	130	130	55	75
Motion	MO	1	1	1	1	-
Show Cause	SC	10	19	19	7	12
Criminal Total		59	188	188	74	114
<u>Traffic</u>						
Capias	CA	5	15	15	5	10
Felony	F	0	3	3	2	1
Infraction	I	122	103	156	135	19
Misdemeanor	M	25	68	68	45	23
Show Cause	SC	14	16	16	12	4
Traffic Total		166	205	258	199	57
<u>Civil</u>						
Admin License	AL	4	0	4	4	-
Garnishment	GA	9	1	11	10	1
Impoundment	IM	4	0	4	4	-
Interrogatory	IN	2	4	4	0	4
Other	OT	4	1	4	3	-
Protective Order	PO	4	0	4	4	-
Prelim Prot Order	PP	3	3	6	3	3
Show Cause	SC	2	0	2	2	-
Unlawful Detainer	UD	6	6	6	4	2
Warrant in Debt	WD	30	39	51	37	14
Civil Total		68	54	96	71	24
Fluvanna Totals		293	447	542	344	195

Calendared Filings with Top 12 Scheduled Times

	M	T	W	F		
Week 1					Tue-09:30AM	33%
					Tue-08:30AM	22%
Week 2					Tue-10:30AM	14%
					Tue-14:00PM	9%
Week 3					Tue-14:30PM	6%
					Tue-13:00PM	4%
Week 4					Tue-13:45PM	2%
					Tue-13:30PM	1%
					Tue-09:00AM	1%
					Wed-08:30AM	1%
					Wed-09:00AM	1%
					Mon-09:00AM	1%
					Others	4%



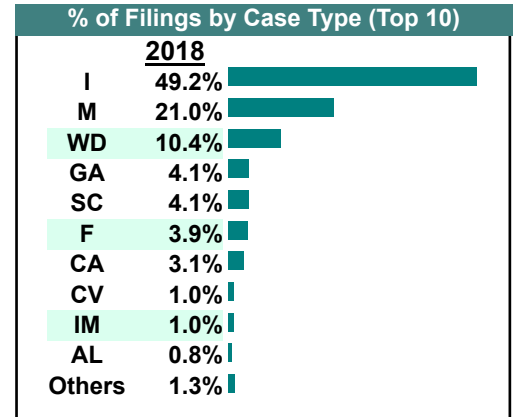
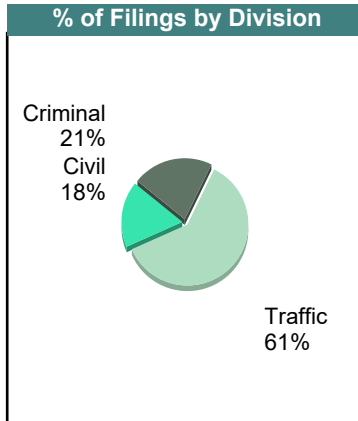
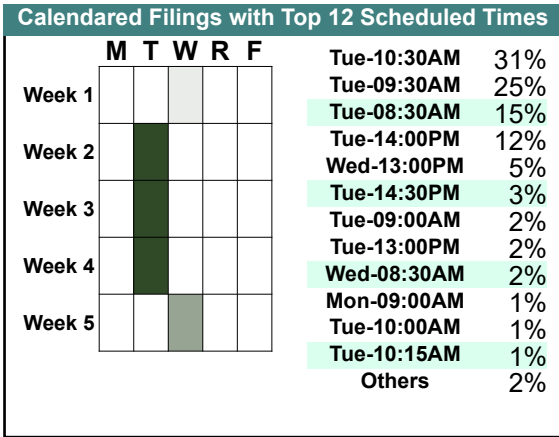
CASELOAD STATISTICS OF THE GENERAL DISTRICT COURTS

January 2018

Fluvanna

District: 16

		<u>Filings</u>	<u>Hearings</u>	<u>Transactions</u>	<u>Concluded</u>	<u>Cont</u>
<u>Criminal</u>						
Capias	CA	3	13	13	2	11
Civil Violation	CV	4	5	5	0	5
Felony	F	14	21	21	2	19
Misdemeanor	M	50	69	71	19	52
Show Cause	SC	11	17	17	9	7
Criminal Total		82	125	127	32	94
<u>Traffic</u>						
Capias	CA	9	26	26	8	18
Felony	F	1	1	1	0	1
Infraction	I	190	147	213	182	31
Misdemeanor	M	31	65	65	24	41
Show Cause	SC	5	14	14	11	3
Traffic Total		236	253	319	225	94
<u>Civil</u>						
Admin License	AL	3	0	3	3	-
Garnishment	GA	16	5	19	14	4
Impoundment	IM	4	0	4	4	-
Interrogatory	IN	1	2	2	0	2
Protective Order	PO	1	0	1	1	-
Prelim Prot Order	PP	1	1	2	1	1
Tenants Assertion	TA	0	1	1	0	-
Unlawful Detainer	UD	2	4	4	1	2
Warrant in Debt	WD	40	38	54	43	11
Civil Total		68	51	90	67	20
Fluvanna Totals		386	429	536	324	208



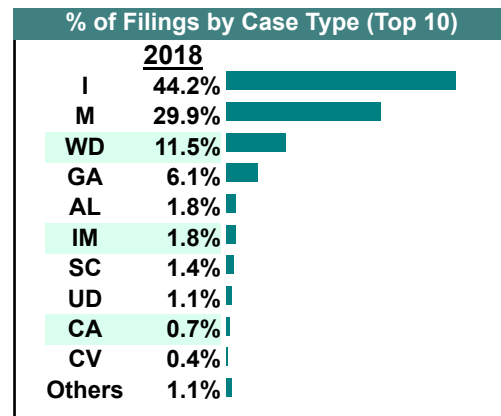
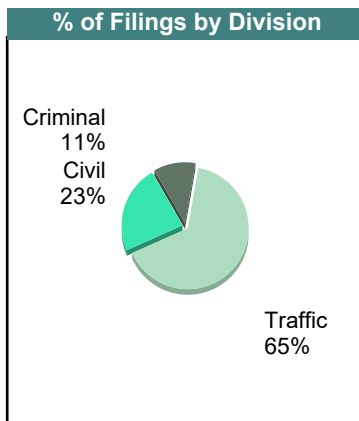
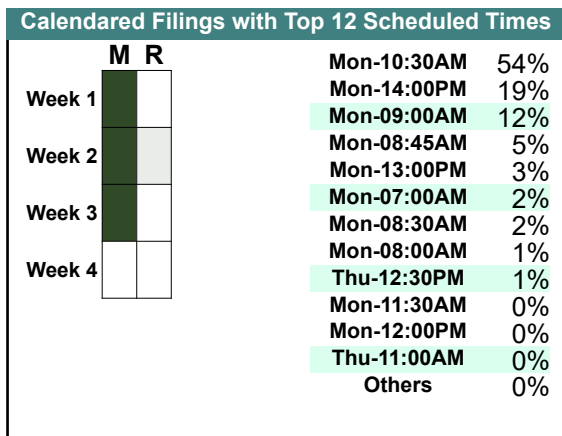
CASELOAD STATISTICS OF THE GENERAL DISTRICT COURTS

December 2018

Goochland

District: 16

		<u>Filings</u>	<u>Hearings</u>	<u>Transactions</u>	<u>Concluded</u>	<u>Cont</u>
<u>Criminal</u>						
Capias	CA	1	13	13	1	12
Civil Violation	CV	1	5	5	0	5
Felony	F	1	40	40	4	35
Misdemeanor	M	25	85	86	25	60
Show Cause	SC	3	19	19	6	13
Criminal Total		31	162	163	36	125
<u>Traffic</u>						
Capias	CA	1	15	15	5	10
Felony	F	0	5	5	0	5
Infraction	I	123	122	200	132	67
Misdemeanor	M	58	113	115	43	72
Show Cause	SC	0	5	5	1	4
Traffic Total		182	260	340	181	158
<u>Civil</u>						
Admin License	AL	5	1	5	4	-
Garnishment	GA	17	14	18	4	14
Impoundment	IM	5	0	5	5	-
Interrogatory	IN	0	1	1	0	1
Motion for Judgment	MJ	1	0	1	1	-
Protective Order	PO	1	0	1	1	-
Show Cause	SC	1	3	3	0	3
Unlawful Detainer	UD	3	4	6	3	3
Warrant in Debt	WD	32	41	47	18	29
Civil Total		65	64	87	36	50
Goochland Totals		278	486	590	253	333



CASELOAD STATISTICS OF THE GENERAL DISTRICT COURTS


November 2018

Goochland

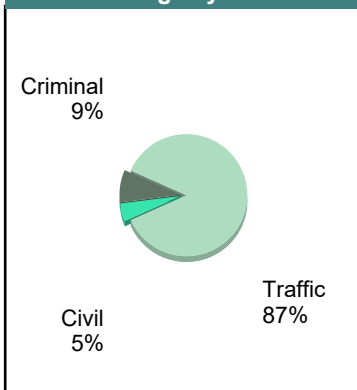
District: 16

		<u>Filings</u>	<u>Hearings</u>	<u>Transactions</u>	<u>Concluded</u>	<u>Cont</u>
<u>Criminal</u>						
Capias	CA	2	8	8	5	3
Civil Violation	CV	0	3	3	2	1
Felony	F	10	26	26	3	23
Misdemeanor	M	24	84	84	24	60
Show Cause	SC	16	21	21	6	15
Criminal Total		52	142	142	40	102
<u>Traffic</u>						
Capias	CA	4	6	6	1	5
Felony	F	1	3	3	1	2
Infraction	I	426	274	474	407	67
Misdemeanor	M	84	128	128	77	51
Show Cause	SC	0	4	4	0	4
Traffic Total		515	415	615	486	129
<u>Civil</u>						
Admin License	AL	6	0	6	6	-
Detinue	DT	1	1	2	2	-
Garnishment	GA	1	0	1	1	-
Motion for Judgment	MJ	0	1	1	0	1
Prelim Prot Order	PP	1	0	1	1	-
Show Cause	SC	0	1	1	0	1
Tenants Assertion	TA	1	1	1	0	1
Unlawful Detainer	UD	4	6	6	3	3
Warrant in Debt	WD	14	12	19	14	5
Civil Total		28	22	38	27	11
Goochland Totals		595	579	795	553	242

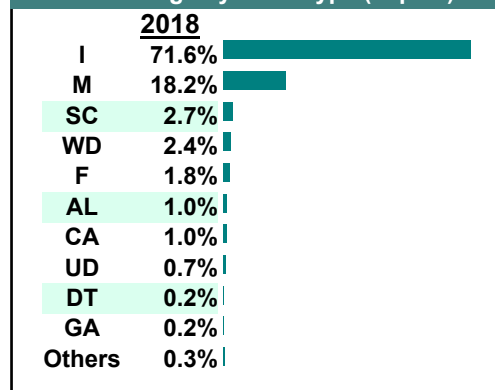
Calendared Filings with Top 12 Scheduled Times



% of Filings by Division



% of Filings by Case Type (Top 10)

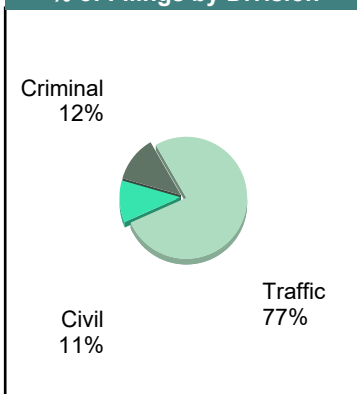


		<u>Filings</u>	<u>Hearings</u>	<u>Transactions</u>	<u>Concluded</u>	<u>Cont</u>
<u>Criminal</u>						
Capias	CA	7	12	12	4	7
Civil Violation	CV	0	7	7	2	5
Felony	F	22	72	72	16	55
Misdemeanor	M	36	145	152	64	87
Show Cause	SC	5	17	17	5	10
Criminal Total		70	253	260	91	164
<u>Traffic</u>						
Capias	CA	1	8	8	4	4
Felony	F	0	4	4	1	3
Infraction	I	357	250	444	358	86
Misdemeanor	M	83	160	161	91	69
Show Cause	SC	4	6	6	2	4
Traffic Total		445	428	623	456	166
<u>Civil</u>						
Admin License	AL	5	1	5	4	-
Detinue	DT	0	1	1	1	-
Garnishment	GA	11	0	13	13	-
Impoundment	IM	1	0	1	1	-
Interrogatory	IN	1	0	1	1	-
Motion for Judgment	MJ	0	1	1	0	1
Other	OT	0	1	1	0	-
Protective Order	PO	1	0	1	1	-
Prelim Prot Order	PP	1	0	1	1	-
Show Cause	SC	3	3	3	1	2
Tenants Assertion	TA	1	0	1	1	-
Unlawful Detainer	UD	2	3	3	2	1
Warrant in Debt	WD	39	34	56	41	15
Civil Total		65	44	88	67	19
Goochland Totals		580	725	971	614	349

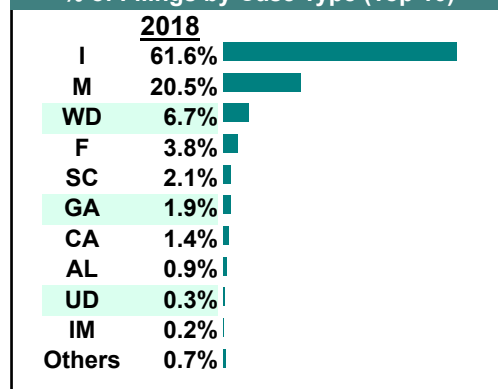
Calendared Filings with Top 12 Scheduled Times

	M	W	R		
Week 1	█			Mon-10:30AM	52%
Week 2	█			Mon-09:00AM	26%
Week 3	█			Mon-14:00PM	9%
Week 4	█			Mon-08:30AM	6%
				Mon-13:00PM	1%
				Mon-12:30PM	1%
				Mon-08:45AM	1%
				Mon-11:30AM	1%
				Mon-07:00AM	1%
				Mon-08:00AM	1%
				Mon-11:00AM	0%
				Thu-12:30PM	0%
				Others	0%

% of Filings by Division



% of Filings by Case Type (Top 10)



CASELOAD STATISTICS OF THE GENERAL DISTRICT COURTS


September 2018

Goochland

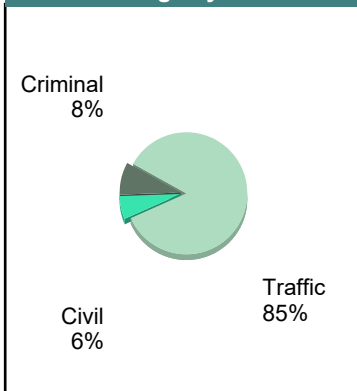
District: 16

		<u>Filings</u>	<u>Hearings</u>	<u>Transactions</u>	<u>Concluded</u>	<u>Cont</u>
<u>Criminal</u>						
Capias	CA	2	5	5	1	4
Civil Violation	CV	8	13	13	8	5
Felony	F	17	43	43	2	41
Misdemeanor	M	26	95	97	36	61
Show Cause	SC	5	21	21	9	12
Criminal Total		58	177	179	56	123
<u>Traffic</u>						
Capias	CA	3	4	4	0	4
Felony	F	2	2	2	0	2
Infraction	I	471	267	517	441	75
Misdemeanor	M	112	147	148	103	45
Motion	MO	1	1	1	1	-
Show Cause	SC	0	1	1	0	1
Traffic Total		589	422	673	545	127
<u>Civil</u>						
Admin License	AL	2	0	2	2	-
Capias	CA	1	0	2	2	-
Garnishment	GA	11	1	12	11	1
Impoundment	IM	1	0	1	1	-
Interrogatory	IN	1	1	2	1	1
Other	OT	1	1	1	0	1
Protective Order	PO	3	0	3	3	-
Prelim Prot Order	PP	1	0	1	1	-
Show Cause	SC	0	0	1	1	-
Unlawful Detainer	UD	9	5	9	8	1
Warrant in Debt	WD	13	20	31	21	10
Civil Total		43	28	65	51	14
Goochland Totals		690	627	917	652	264

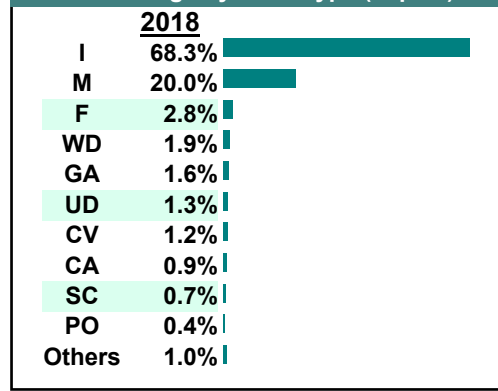
Calendared Filings with Top 12 Scheduled Times



% of Filings by Division

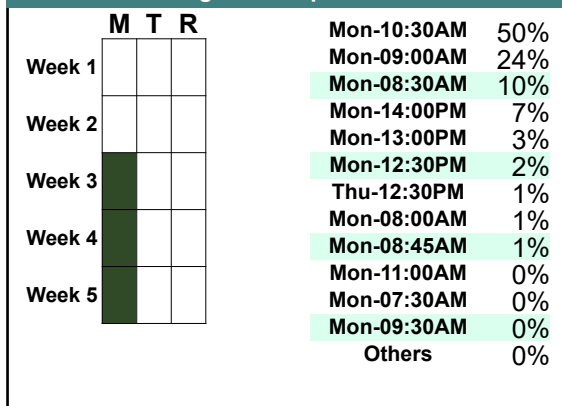


% of Filings by Case Type (Top 10)

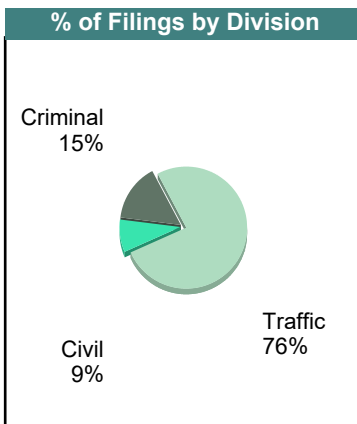


		<u>Filings</u>	<u>Hearings</u>	<u>Transactions</u>	<u>Concluded</u>	<u>Cont</u>
<u>Criminal</u>						
Capias	CA	4	9	9	4	5
Civil Violation	CV	5	6	6	1	5
Felony	F	16	40	40	9	31
Misdemeanor	M	37	134	134	50	83
Show Cause	SC	2	14	14	3	11
Criminal Total		64	203	203	67	135
<u>Traffic</u>						
Capias	CA	4	9	9	2	7
Civil Violation	CV	1	0	1	1	-
Felony	F	2	3	3	0	3
Infraction	I	246	210	318	270	48
Misdemeanor	M	65	126	126	67	58
Show Cause	SC	3	8	8	4	4
Traffic Total		321	356	465	344	120
<u>Civil</u>						
Admin License	AL	4	0	4	4	-
Capias	CA	1	1	1	0	1
Detinue	DT	1	2	2	0	2
Garnishment	GA	8	3	10	7	2
Impoundment	IM	1	0	1	1	-
Motion for Judgment	MJ	1	1	2	2	-
Overweight	OC	1	0	1	1	-
Show Cause	SC	0	1	1	0	1
Unlawful Detainer	UD	6	2	7	7	-
Warrant in Debt	WD	13	19	24	11	13
Civil Total		36	29	53	33	19
Goochland Totals		421	588	721	444	274

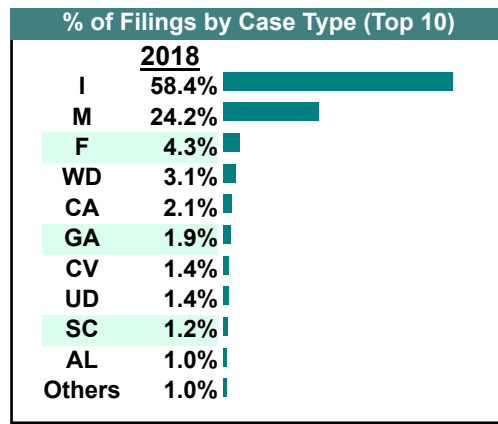
Calendared Filings with Top 12 Scheduled Times



% of Filings by Division

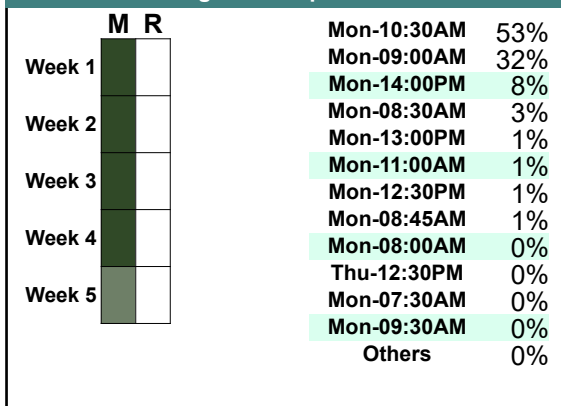


% of Filings by Case Type (Top 10)

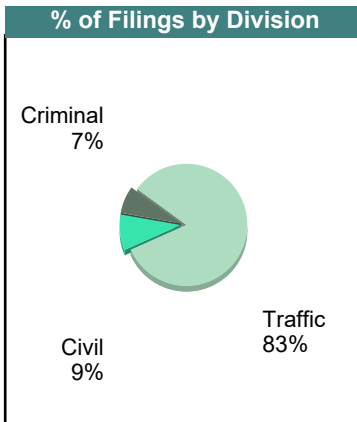


		<u>Filings</u>	<u>Hearings</u>	<u>Transactions</u>	<u>Concluded</u>	<u>Cont</u>
<u>Criminal</u>						
Capias	CA	0	8	8	4	4
Civil Violation	CV	1	3	3	0	3
Felony	F	6	34	34	18	16
Misdemeanor	M	37	134	139	57	82
Show Cause	SC	8	22	22	8	14
Criminal Total		52	201	206	87	119
<u>Traffic</u>						
Capias	CA	1	4	4	2	2
Felony	F	2	5	5	3	2
Infraction	I	504	304	557	468	89
Misdemeanor	M	88	143	144	83	61
Show Cause	SC	1	5	5	2	3
Traffic Total		596	461	715	558	157
<u>Civil</u>						
Admin License	AL	1	0	1	1	-
Garnishment	GA	12	5	19	14	5
Impoundment	IM	3	0	3	3	-
Interrogatory	IN	0	1	3	2	1
Motion for Judgment	MJ	1	1	1	0	1
Other	OT	1	0	1	1	-
Protective Order	PO	6	0	6	6	-
Prelim Prot Order	PP	3	0	3	3	-
Show Cause	SC	2	2	2	1	1
Unlawful Detainer	UD	5	6	7	5	2
Warrant in Debt	WD	34	40	52	35	16
Civil Total		68	55	98	71	26
Goochland Totals		716	717	1,019	716	302

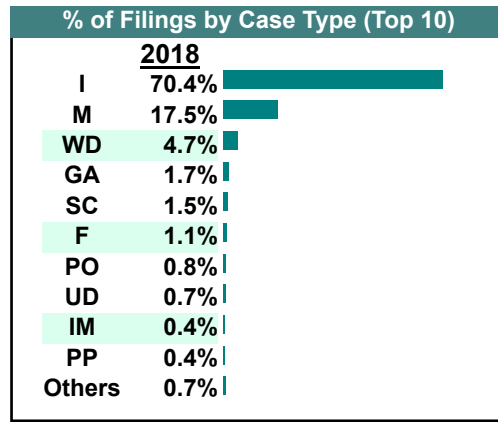
Calendared Filings with Top 12 Scheduled Times



% of Filings by Division



% of Filings by Case Type (Top 10)



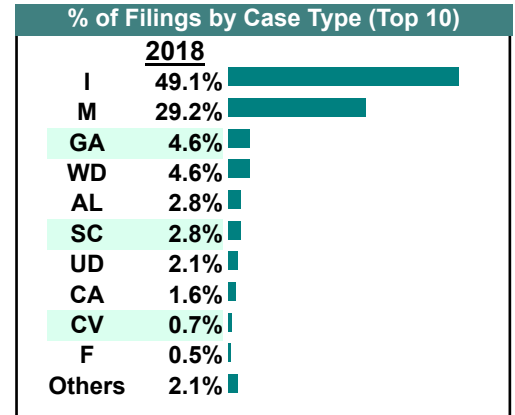
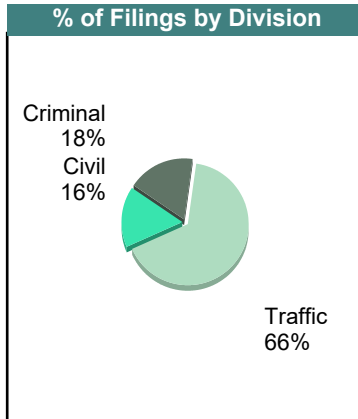
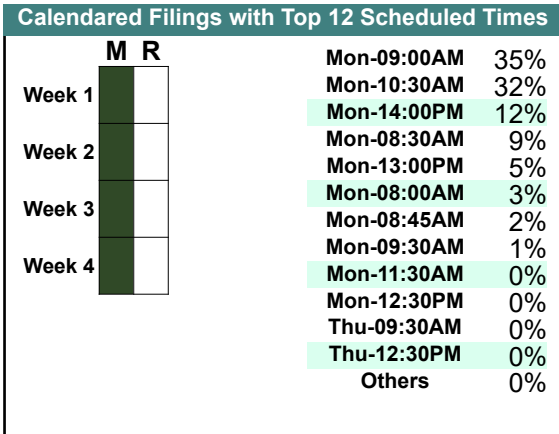
CASELOAD STATISTICS OF THE GENERAL DISTRICT COURTS

June 2018

Goochland

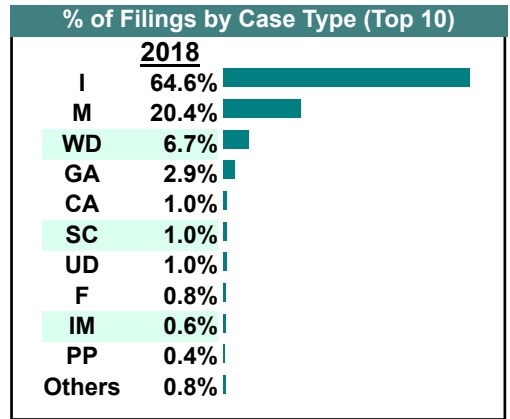
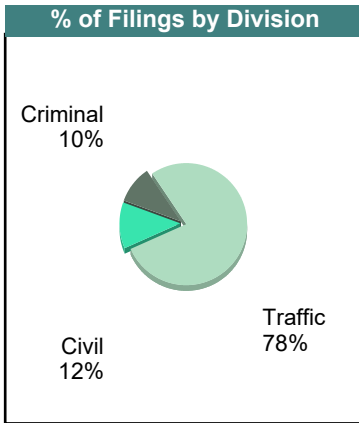
District: 16

		<u>Filings</u>	<u>Hearings</u>	<u>Transactions</u>	<u>Concluded</u>	<u>Cont</u>
<u>Criminal</u>						
Capias	CA	6	12	12	2	10
Civil Violation	CV	3	8	8	4	4
Felony	F	2	28	28	10	18
Misdemeanor	M	56	146	146	49	97
Show Cause	SC	9	17	17	3	14
Criminal Total		76	211	211	68	143
<u>Traffic</u>						
Capias	CA	1	3	3	2	1
Infraction	I	212	170	290	241	48
Misdemeanor	M	70	114	114	53	61
Show Cause	SC	3	3	3	0	3
Traffic Total		286	290	410	296	113
<u>Civil</u>						
Admin License	AL	12	0	12	12	-
Detinue	DT	1	2	2	1	1
Garnishment	GA	20	3	22	19	3
Impoundment	IM	2	0	2	2	-
Interrogatory	IN	2	3	3	0	3
Motion for Judgment	MJ	1	1	1	0	1
Overweight	OC	2	0	2	2	-
Other	OT	1	1	2	1	1
Unlawful Detainer	UD	9	8	12	10	1
Warrant in Debt	WD	20	22	32	22	10
Civil Total		70	40	90	69	20
Goochland Totals		432	541	711	433	276



		<u>Filings</u>	<u>Hearings</u>	<u>Transactions</u>	<u>Concluded</u>	<u>Cont</u>
<u>Criminal</u>						
Capias	CA	5	11	11	6	5
Civil Violation	CV	1	5	5	3	2
Felony	F	4	20	20	7	13
Misdemeanor	M	39	123	123	44	79
Show Cause	SC	2	13	13	3	10
Criminal Total		51	172	172	63	109
<u>Traffic</u>						
Capias	CA	0	3	3	0	3
Felony	F	0	1	1	0	1
Infraction	I	330	198	369	301	68
Misdemeanor	M	65	127	127	84	43
Show Cause	SC	2	6	6	1	5
Traffic Total		397	335	506	386	120
<u>Civil</u>						
Detinue	DT	1	1	1	0	1
Garnishment	GA	15	4	15	11	3
Impoundment	IM	3	0	3	3	-
Interrogatory	IN	0	0	1	1	-
Motion for Judgment	MJ	0	0	1	1	-
Overweight	OC	0	0	1	1	-
Other	OT	1	0	1	1	-
Protective Order	PO	1	0	1	1	-
Prelim Prot Order	PP	2	0	2	2	-
Show Cause	SC	1	0	1	1	-
Unlawful Detainer	UD	5	3	8	5	3
Warrant in Debt	WD	34	29	41	22	19
Civil Total		63	37	76	49	26
Goochland Totals		511	544	754	498	255

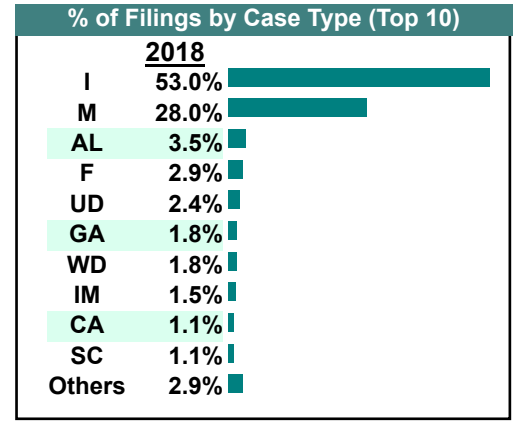
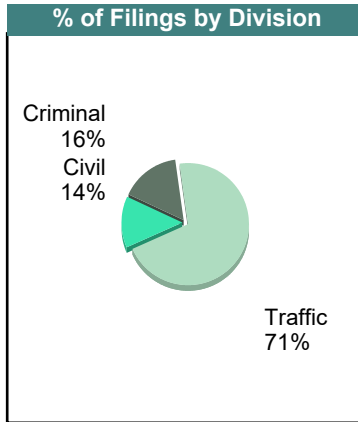
Calendared Filings with Top 12 Scheduled Times						
	M	T	W	R		
Week 1	█				Mon-10:30AM	50%
					Mon-09:00AM	30%
Week 2					Mon-14:00PM	11%
					Mon-08:30AM	6%
Week 3					Mon-08:45AM	1%
					Mon-12:30PM	1%
Week 4					Mon-11:00AM	1%
					Mon-13:00PM	1%
					Thu-12:30PM	1%
					Tue-14:00PM	0%
					Mon-07:30AM	0%
					Mon-09:30AM	0%
					Others	0%



		<u>Filings</u>	<u>Hearings</u>	<u>Transactions</u>	<u>Concluded</u>	<u>Cont</u>
<u>Criminal</u>						
Capias	CA	3	9	9	3	6
Civil Violation	CV	1	5	5	2	3
Felony	F	12	32	32	6	26
Misdemeanor	M	52	108	109	16	93
Show Cause	SC	3	12	12	6	6
Criminal Total		71	166	167	33	134
<u>Traffic</u>						
Capias	CA	2	6	6	2	4
Felony	F	1	1	1	0	1
Infraction	I	240	182	302	249	53
Misdemeanor	M	75	125	125	74	51
Show Cause	SC	2	2	2	0	2
Traffic Total		320	316	436	325	111
<u>Civil</u>						
Admin License	AL	16	0	16	16	-
Garnishment	GA	8	1	8	7	1
Impoundment	IM	7	1	7	6	-
Interrogatory	IN	1	1	2	1	1
Motion for Judgment	MJ	3	0	3	3	-
Overweight	OC	1	1	2	1	1
Other	OT	3	1	4	3	-
Protective Order	PO	2	0	2	2	-
Prelim Prot Order	PP	2	0	2	2	-
Unlawful Detainer	UD	11	11	15	9	5
Warrant in Debt	WD	8	11	18	15	2
Civil Total		62	27	79	65	10
Goochland Totals		453	509	682	423	255

Calendared Filings with Top 12 Scheduled Times	
	M T R F
Week 1	█ █ █ █ █
Week 2	█ █ █ █ █
Week 3	█ █ █ █ █
Week 4	█ █ █ █ █
Week 5	█ █ █ █ █

Mon-10:30AM	43%
Mon-09:00AM	32%
Mon-08:30AM	9%
Mon-14:00PM	7%
Mon-08:45AM	4%
Mon-13:00PM	2%
Thu-12:30PM	1%
Mon-12:30PM	1%
Mon-08:00AM	1%
Mon-10:00AM	0%
Mon-11:00AM	0%
Tue-12:30PM	0%
Others	0%



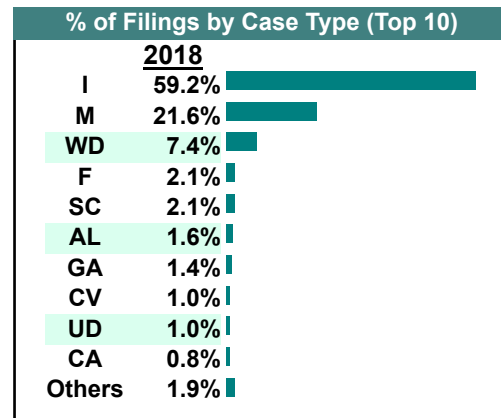
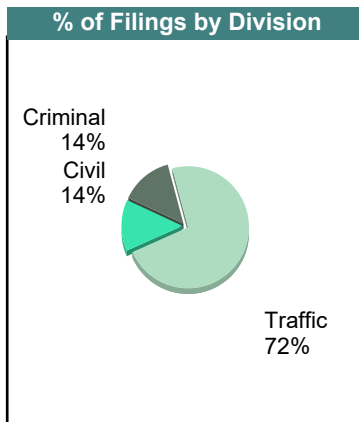
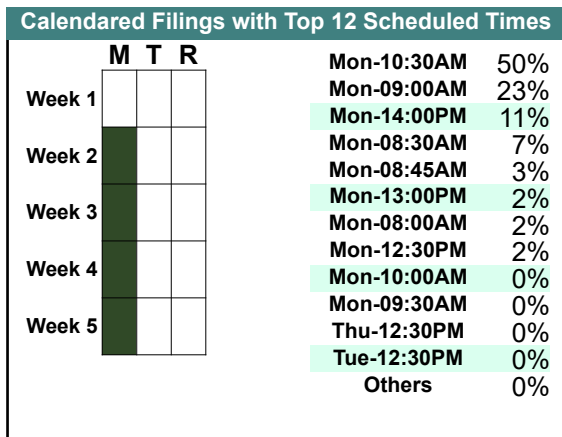
CASELOAD STATISTICS OF THE GENERAL DISTRICT COURTS

March 2018

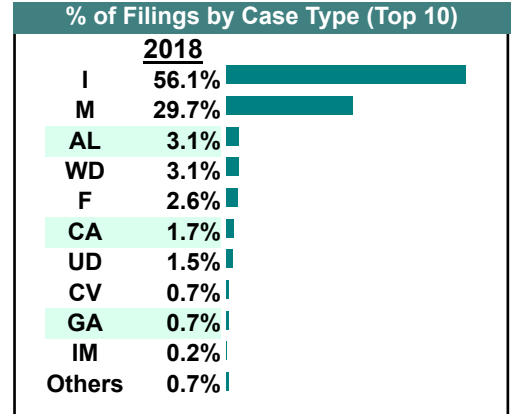
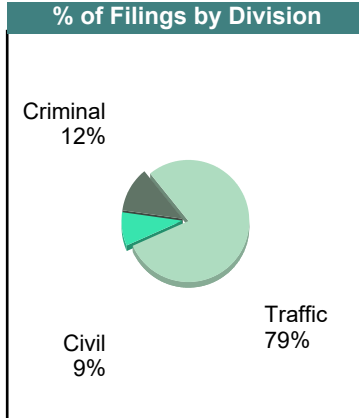
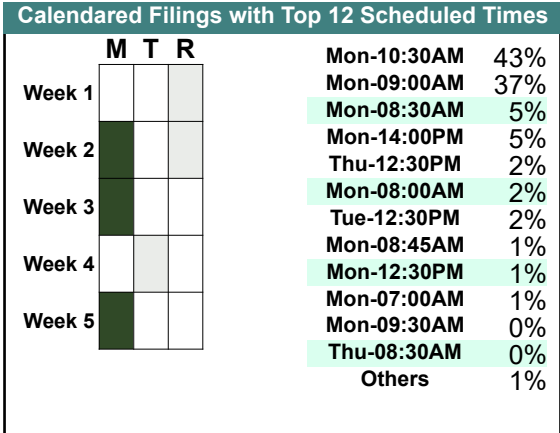
Goochland

District: 16

		<u>Filings</u>	<u>Hearings</u>	<u>Transactions</u>	<u>Concluded</u>	<u>Cont</u>
<u>Criminal</u>						
Capias	CA	3	20	20	9	11
Civil Violation	CV	5	14	14	6	8
Felony	F	10	46	46	14	32
Misdemeanor	M	45	154	154	53	101
Show Cause	SC	9	25	25	10	15
Criminal Total		72	259	259	92	167
<u>Traffic</u>						
Capias	CA	1	5	5	1	4
Felony	F	1	3	3	2	1
Infraction	I	305	223	389	333	56
Misdemeanor	M	66	132	132	67	65
Show Cause	SC	0	1	1	1	-
Traffic Total		373	364	530	404	126
<u>Civil</u>						
Admin License	AL	8	0	9	9	-
Garnishment	GA	7	0	11	11	-
Impoundment	IM	3	0	3	3	-
Interrogatory	IN	4	3	5	2	3
Motion for Judgment	MJ	1	1	2	1	1
Overweight	OC	1	0	1	1	-
Other	OT	1	0	1	1	-
Show Cause	SC	2	1	2	2	-
Unlawful Detainer	UD	5	3	7	4	3
Warrant in Debt	WD	38	39	49	33	16
Civil Total		70	47	90	67	23
Goochland Totals		515	670	879	563	316




		Filings	Hearings	Transactions	Concluded	Cont
<u>Criminal</u>						
Capias	CA	6	16	16	4	12
Civil Violation	CV	3	8	8	1	7
Felony	F	12	29	29	4	25
Misdemeanor	M	32	107	107	28	79
Show Cause	SC	1	6	6	4	2
Criminal Total		54	166	166	41	125
<u>Traffic</u>						
Capias	CA	2	8	8	3	5
Felony	F	0	1	1	1	-
Infraction	I	257	168	293	241	52
Misdemeanor	M	104	145	146	91	55
Traffic Total		363	322	448	336	112
<u>Civil</u>						
Admin License	AL	14	0	14	14	-
Garnishment	GA	3	1	5	4	1
Impoundment	IM	1	0	1	1	-
Overweight	OC	1	0	3	3	-
Other	OT	1	0	1	1	-
Unlawful Detainer	UD	7	2	7	7	-
Warrant in Debt	WD	14	20	33	24	8
Civil Total		41	23	64	54	9
Goochland Totals		458	511	678	431	246

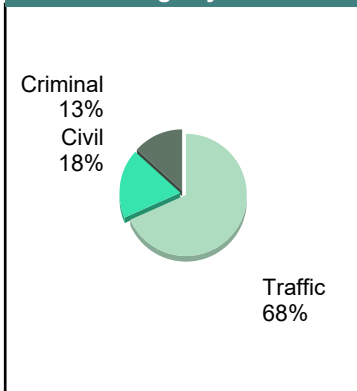


		<u>Filings</u>	<u>Hearings</u>	<u>Transactions</u>	<u>Concluded</u>	<u>Cont</u>
<u>Criminal</u>						
Capias	CA	8	16	16	2	14
Civil Violation	CV	1	6	6	1	5
Felony	F	14	39	39	10	29
Misdemeanor	M	33	118	118	32	86
Motion	MO	1	1	1	1	-
Show Cause	SC	7	23	23	9	14
Criminal Total		64	203	203	55	148
<u>Traffic</u>						
Capias	CA	1	6	6	2	4
Felony	F	0	2	2	0	2
Infraction	I	272	194	321	262	59
Misdemeanor	M	55	94	94	57	37
Show Cause	SC	0	6	6	3	3
Traffic Total		328	302	429	324	105
<u>Civil</u>						
Admin License	AL	4	0	4	4	-
Detinue	DT	0	1	1	1	-
Garnishment	GA	18	6	19	13	6
Impoundment	IM	3	0	3	3	-
Interrogatory	IN	1	0	4	4	-
Overweight	OC	2	2	2	0	2
Other	OT	3	0	3	3	-
Protective Order	PO	2	0	2	2	-
Show Cause	SC	3	0	3	3	-
Unlawful Detainer	UD	4	4	7	5	2
Warrant in Debt	WD	48	47	62	43	19
Civil Total		88	60	110	81	29
Goochland Totals		480	565	742	460	282

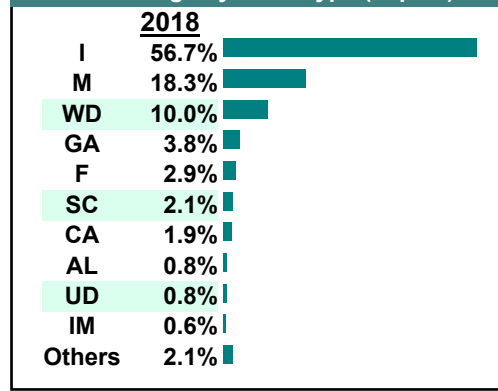
Calendared Filings with Top 12 Scheduled Times



% of Filings by Division



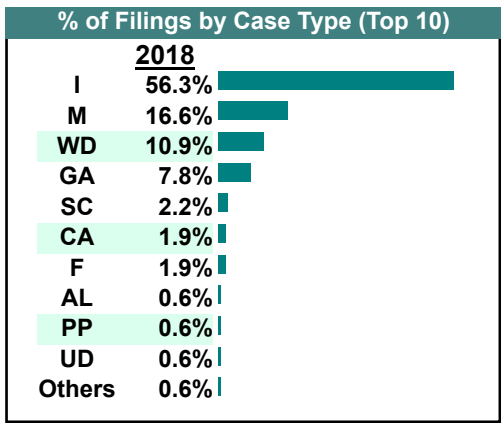
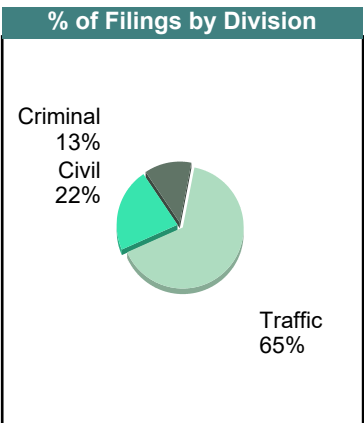
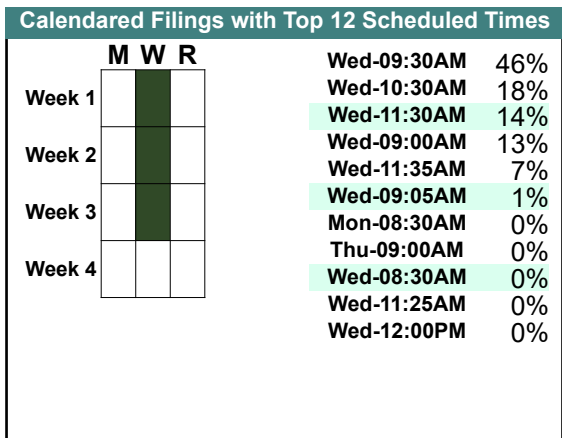
% of Filings by Case Type (Top 10)



CASELOAD STATISTICS OF THE GENERAL DISTRICT COURTS

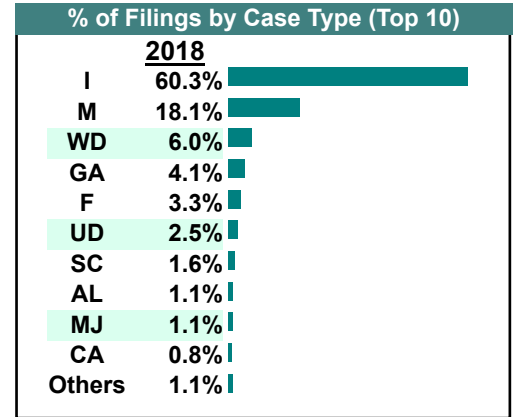
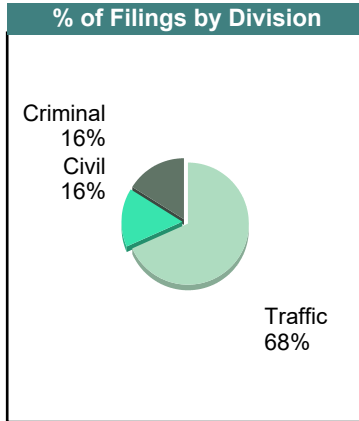
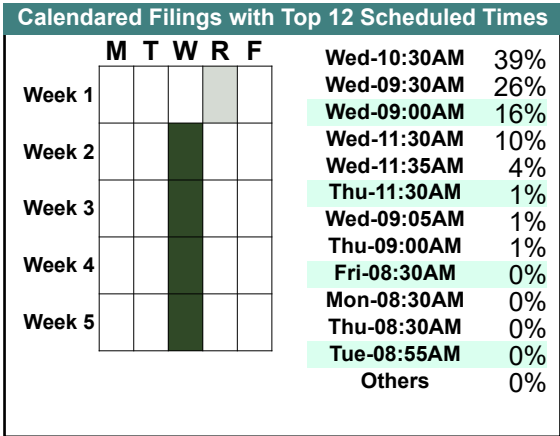
December 2018

		<u>Filings</u>	<u>Hearings</u>	<u>Transactions</u>	<u>Concluded</u>	<u>Cont</u>
<u>Criminal</u>						
Capias	CA	3	6	6	1	5
Civil Violation	CV	0	2	2	1	1
Felony	F	6	41	48	24	24
Misdemeanor	M	28	74	75	44	31
Show Cause	SC	3	6	6	1	5
Criminal Total		40	129	137	71	66
<u>Traffic</u>						
Capias	CA	3	7	7	4	3
Felony	F	0	4	4	4	-
Infraction	I	180	147	219	187	32
Misdemeanor	M	25	48	48	25	23
Show Cause	SC	1	3	3	1	2
Traffic Total		209	209	281	221	60
<u>Civil</u>						
Admin License	AL	2	0	2	2	-
Garnishment	GA	25	4	25	21	4
Interrogatory	IN	1	6	10	4	6
Motion for Judgment	MJ	1	1	1	0	1
Prelim Prot Order	PP	2	0	2	2	-
Show Cause	SC	3	1	3	2	1
Unlawful Detainer	UD	2	2	3	2	1
Warrant in Debt	WD	35	34	49	40	9
Civil Total		71	48	95	73	22
Greene Totals		320	386	513	365	148



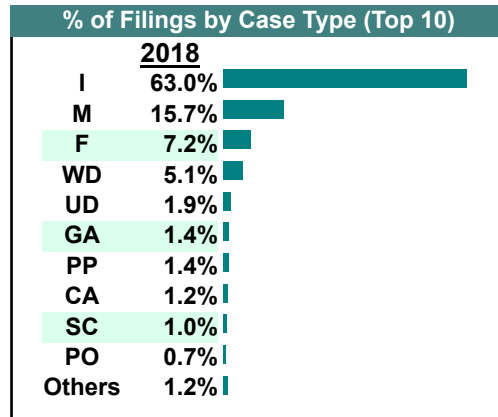
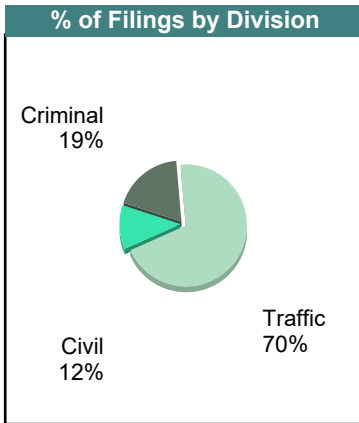
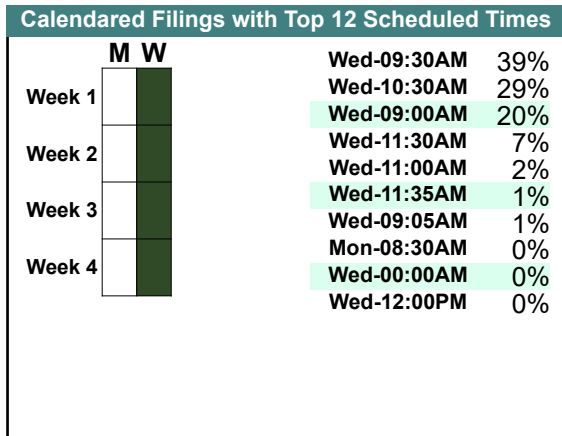
November 2018

		<u>Filings</u>	<u>Hearings</u>	<u>Transactions</u>	<u>Concluded</u>	<u>Cont</u>
<u>Criminal</u>						
Capias	CA	1	7	7	4	3
Civil Violation	CV	1	2	2	1	1
Felony	F	11	32	32	17	15
Misdemeanor	M	42	82	85	45	40
Show Cause	SC	4	7	7	2	5
Criminal Total		59	130	133	69	64
<u>Traffic</u>						
Capias	CA	2	5	5	3	2
Felony	F	1	6	6	1	5
Infraction	I	220	152	251	209	42
Misdemeanor	M	24	55	55	33	22
Show Cause	SC	2	2	2	1	1
Traffic Total		249	220	319	247	72
<u>Civil</u>						
Admin License	AL	4	0	4	4	-
Counter Claim	CC	0	0	1	1	-
Garnishment	GA	15	0	17	17	-
Interrogatory	IN	3	3	3	0	3
Motion for Judgment	MJ	4	4	9	5	4
Unlawful Detainer	UD	9	11	14	11	3
Warrant in Debt	WD	22	27	30	19	11
Civil Total		57	45	78	57	21
Greene Totals		365	395	530	373	157



October 2018

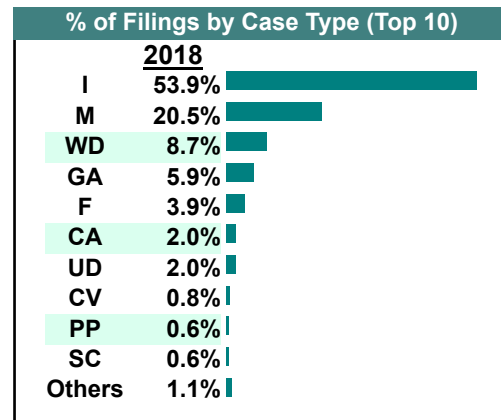
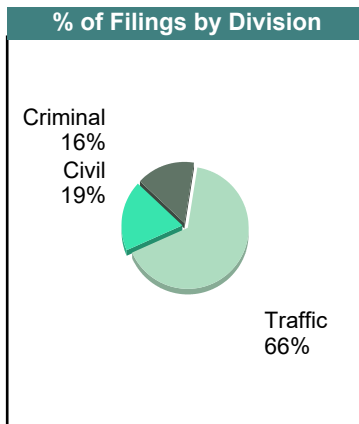
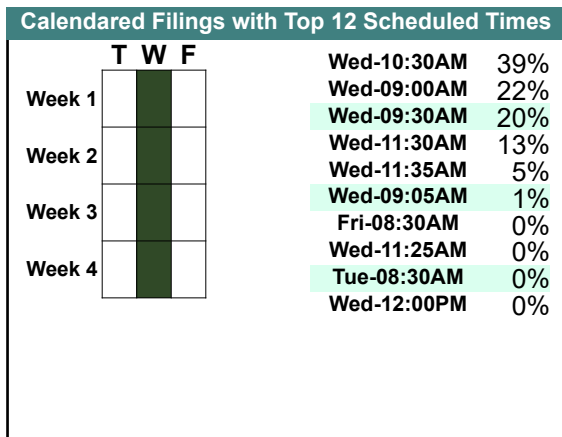
		Filings	Hearings	Transactions	Concluded	Cont
<u>Criminal</u>						
Capias	CA	4	8	8	3	5
Civil Violation	CV	1	3	3	2	1
Felony	F	26	59	59	17	42
Misdemeanor	M	42	86	88	43	45
Show Cause	SC	4	5	5	4	1
Criminal Total		77	161	163	69	94
<u>Traffic</u>						
Capias	CA	1	5	5	3	2
Felony	F	4	5	5	1	4
Infraction	I	261	180	281	254	27
Misdemeanor	M	23	58	58	32	26
Traffic Total		289	248	349	290	59
<u>Civil</u>						
Admin License	AL	1	0	1	1	-
Counter Claim	CC	1	1	1	0	1
Garnishment	GA	6	0	6	6	-
Motion for Judgment	MJ	2	1	2	1	1
Protective Order	PO	3	0	3	3	-
Prelim Prot Order	PP	6	0	6	6	-
Unlawful Detainer	UD	8	9	12	7	5
Warrant in Debt	WD	21	21	30	20	9
Civil Total		48	32	61	44	16
Greene Totals		414	441	573	403	169



CASELOAD STATISTICS OF THE GENERAL DISTRICT COURTS

September 2018

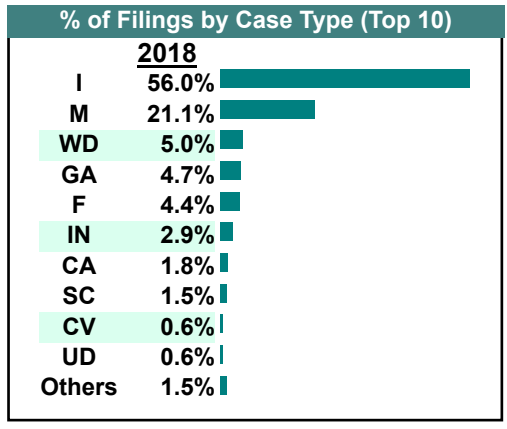
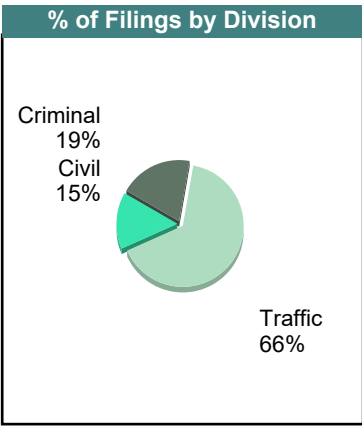
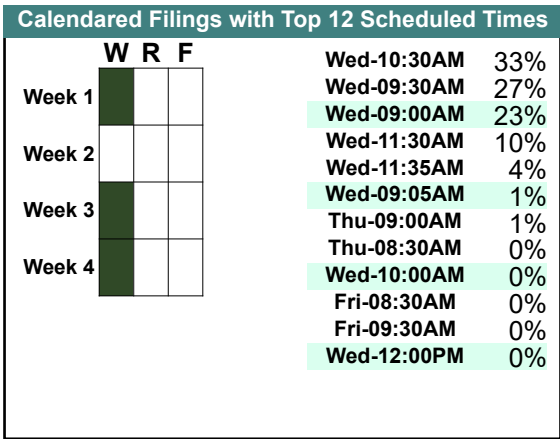
		<u>Filings</u>	<u>Hearings</u>	<u>Transactions</u>	<u>Concluded</u>	<u>Cont</u>
<u>Criminal</u>						
Capias	CA	6	9	9	4	5
Civil Violation	CV	2	3	4	2	2
Felony	F	13	48	48	12	36
Misdemeanor	M	34	93	98	54	44
Show Cause	SC	1	4	4	4	-
Criminal Total		56	157	163	76	87
<u>Traffic</u>						
Capias	CA	1	7	7	3	4
Civil Violation	CV	1	1	1	1	-
Felony	F	1	1	1	0	1
Infraction	I	192	162	231	210	21
Misdemeanor	M	39	78	78	37	41
Traffic Total		234	249	318	251	67
<u>Civil</u>						
Detinue	DT	0	0	1	1	-
Garnishment	GA	21	0	21	21	-
Impoundment	IM	1	0	1	1	-
Interrogatory	IN	1	0	2	2	-
Protective Order	PO	1	0	1	1	-
Prelim Prot Order	PP	2	0	2	2	-
Show Cause	SC	1	0	1	1	-
Tenants Assertion	TA	1	0	1	1	-
Unlawful Detainer	UD	7	7	10	6	4
Warrant in Debt	WD	31	34	46	37	9
Civil Total		66	41	86	73	13
Greene Totals		356	447	567	400	167



CASELOAD STATISTICS OF THE GENERAL DISTRICT COURTS

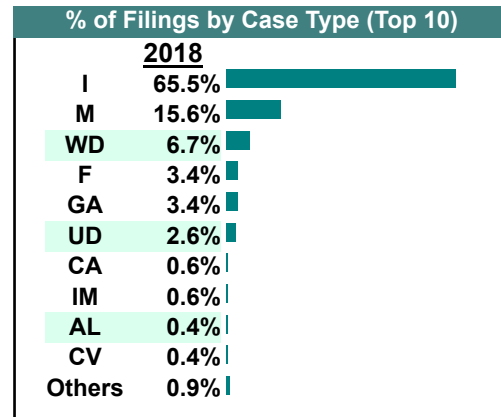
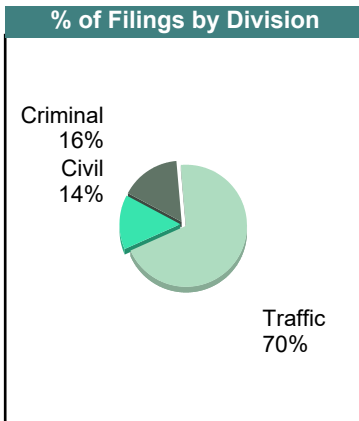
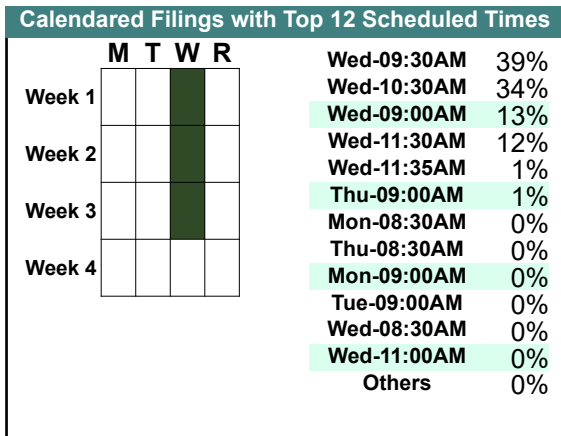
August 2018

		<u>Filings</u>	<u>Hearings</u>	<u>Transactions</u>	<u>Concluded</u>	<u>Cont</u>
<u>Criminal</u>						
Capias	CA	1	3	3	2	1
Civil Violation	CV	2	4	4	1	3
Felony	F	15	66	66	32	34
Misdemeanor	M	44	105	107	51	56
Show Cause	SC	4	7	7	3	4
Criminal Total		66	185	187	89	98
<u>Traffic</u>						
Capias	CA	5	7	7	1	6
Civil Violation	CV	0	1	1	1	-
Felony	F	0	3	3	3	-
Infraction	I	191	151	242	203	39
Misdemeanor	M	28	90	90	62	28
Traffic Total		224	252	343	270	73
<u>Civil</u>						
Admin License	AL	1	0	1	1	-
Detinue	DT	1	0	1	1	-
Garnishment	GA	16	0	16	16	-
Impoundment	IM	1	0	1	1	-
Interrogatory	IN	10	7	12	5	7
Motion for Judgment	MJ	1	0	1	1	-
Other	OT	1	0	1	1	-
Show Cause	SC	1	0	1	1	-
Unlawful Detainer	UD	2	3	5	4	1
Warrant in Debt	WD	17	19	27	17	10
Civil Total		51	29	66	48	18
Greene Totals		341	466	596	407	189



July 2018

		Filings	Hearings	Transactions	Concluded	Cont
<u>Criminal</u>						
Capias	CA	2	5	5	3	2
Civil Violation	CV	2	3	3	1	2
Felony	F	16	71	71	14	57
Misdemeanor	M	64	100	105	51	54
Show Cause	SC	1	6	6	3	3
Criminal Total		85	185	190	72	118
<u>Traffic</u>						
Capias	CA	1	2	2	2	-
Felony	F	2	3	3	0	3
Infraction	I	352	211	394	355	39
Misdemeanor	M	20	61	61	28	33
Traffic Total		375	277	460	385	75
<u>Civil</u>						
Abstract	AJ	1	0	1	1	-
Admin License	AL	2	0	2	2	-
Bond Forfeiture	BF	1	0	1	1	-
Garnishment	GA	18	2	19	17	2
Impoundment	IM	3	0	3	3	-
Interrogatory	IN	0	0	1	1	-
Other	OT	1	0	1	1	-
Show Cause	SC	1	0	1	1	-
Unlawful Detainer	UD	14	9	15	13	2
Warrant in Debt	WD	36	34	47	36	11
Civil Total		77	45	91	76	15
Greene Totals		537	507	741	533	208



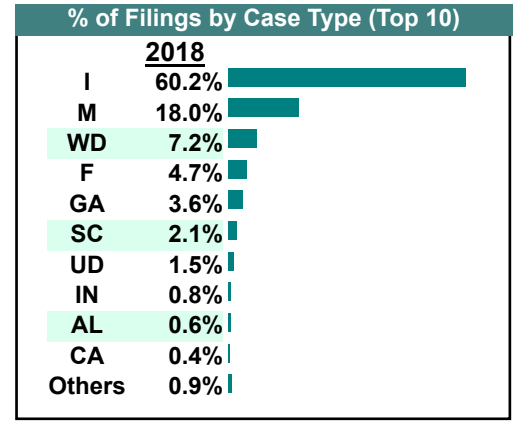
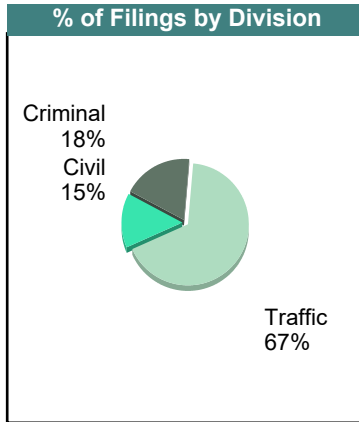
CASELOAD STATISTICS OF THE GENERAL DISTRICT COURTS

June 2018

		<u>Filings</u>	<u>Hearings</u>	<u>Transactions</u>	<u>Concluded</u>	<u>Cont</u>
<u>Criminal</u>						
Capias	CA	1	4	4	1	3
Civil Violation	CV	1	1	1	0	1
Felony	F	24	60	60	10	50
Misdemeanor	M	61	85	90	38	52
Show Cause	SC	10	12	12	8	4
Criminal Total		97	162	167	57	110
<u>Traffic</u>						
Capias	CA	1	2	2	1	1
Felony	F	1	2	2	0	2
Infraction	I	318	208	359	321	38
Misdemeanor	M	34	71	71	32	39
Show Cause	SC	0	1	1	1	-
Traffic Total		354	284	435	355	80
<u>Civil</u>						
Admin License	AL	3	0	3	3	-
Detinue	DT	1	1	1	0	1
Garnishment	GA	19	1	19	18	1
Impoundment	IM	2	0	2	2	-
Interrogatory	IN	4	3	6	3	3
Other	OT	1	0	1	1	-
Protective Order	PO	0	0	1	1	-
Show Cause	SC	1	0	1	1	-
Tenants Assertion	TA	0	0	1	1	-
Unlawful Detainer	UD	8	7	9	6	3
Warrant in Debt	WD	38	31	46	36	10
Civil Total		77	43	90	72	18
Greene Totals		528	489	692	484	208

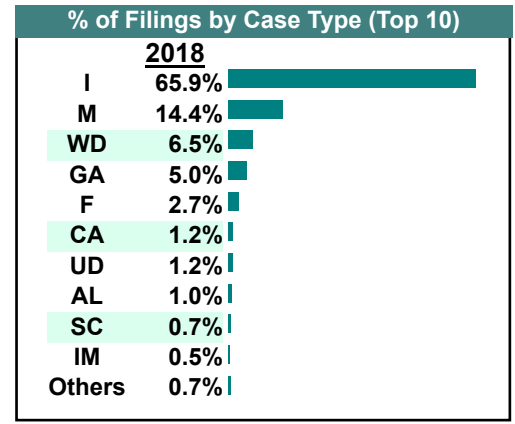
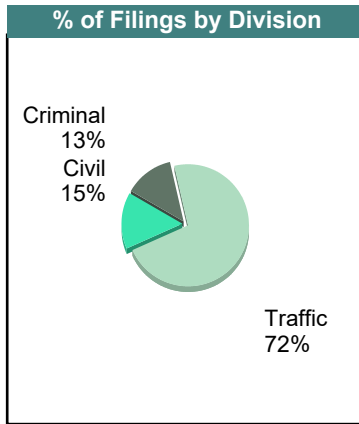
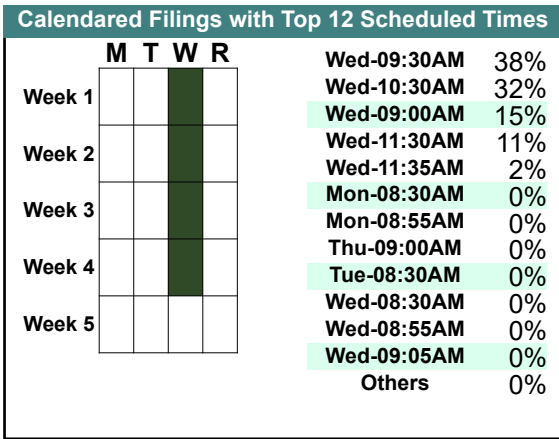
Calendared Filings with Top 12 Scheduled Times

	M	T	W	R		
Week 1					Wed-09:30AM	43%
					Wed-10:30AM	20%
Week 2					Wed-09:00AM	18%
					Wed-11:30AM	12%
Week 3					Thu-09:00AM	2%
					Wed-09:05AM	2%
Week 4					Wed-11:35AM	2%
					Mon-08:30AM	1%
					Mon-09:00AM	0%
					Tue-08:30AM	0%
					Tue-09:05AM	0%
					Tue-10:30AM	0%
					Others	0%



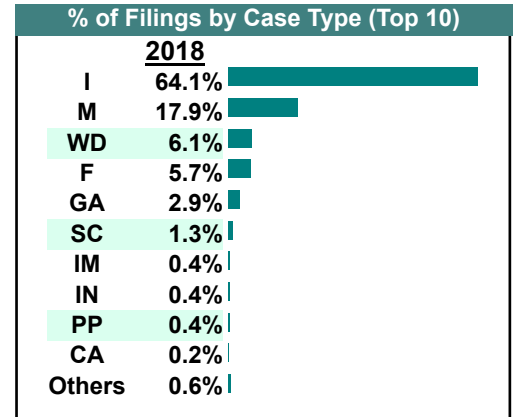
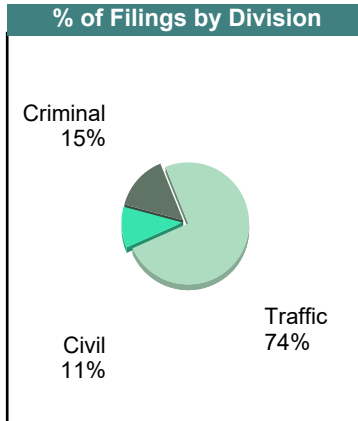
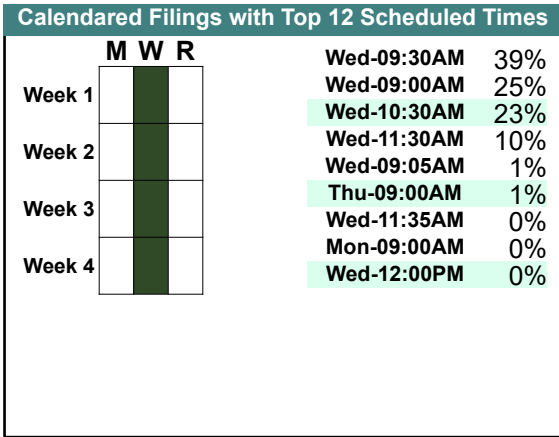
May 2018

		<u>Filings</u>	<u>Hearings</u>	<u>Transactions</u>	<u>Concluded</u>	<u>Cont</u>
<u>Criminal</u>						
Capias	CA	4	5	5	3	2
Felony	F	11	54	54	34	20
Misdemeanor	M	35	60	65	44	21
Show Cause	SC	3	7	7	5	2
Criminal Total		53	126	131	86	45
<u>Traffic</u>						
Capias	CA	1	1	1	0	1
Infraction	I	265	217	309	272	37
Misdemeanor	M	23	63	63	34	29
Show Cause	SC	0	1	1	0	1
Traffic Total		289	282	374	306	68
<u>Civil</u>						
Admin License	AL	4	0	4	4	-
Capias	CA	0	0	1	1	-
Garnishment	GA	20	0	21	21	-
Impoundment	IM	2	0	2	2	-
Interrogatory	IN	0	1	2	1	1
Motion for Judgment	MJ	0	0	2	2	-
Other	OT	1	0	1	1	-
Protective Order	PO	1	0	1	1	-
Show Cause	SC	0	0	1	1	-
Tenants Assertion	TA	1	1	1	0	1
Unlawful Detainer	UD	5	5	6	5	1
Warrant in Debt	WD	26	24	41	35	6
Civil Total		60	31	83	74	9
Greene Totals		402	439	588	466	122



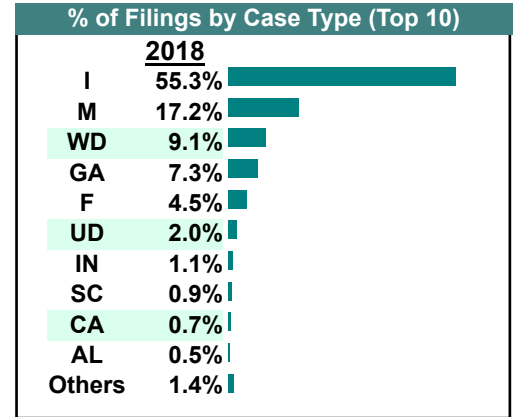
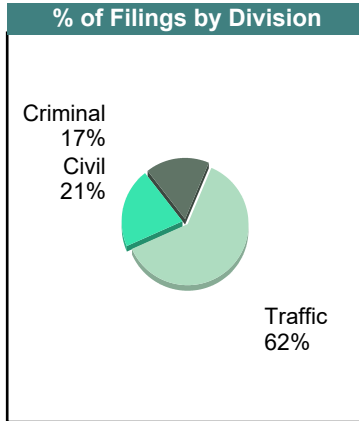
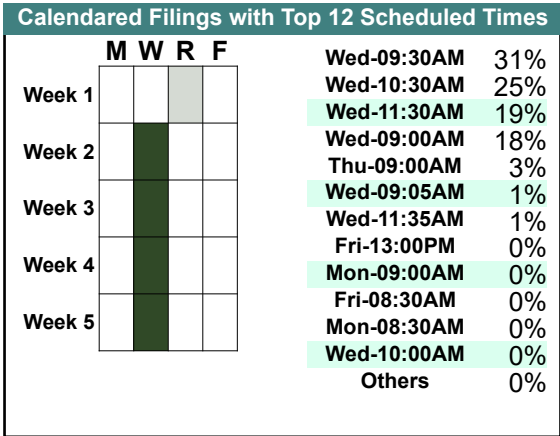
April 2018

		<u>Filings</u>	<u>Hearings</u>	<u>Transactions</u>	<u>Concluded</u>	<u>Cont</u>
<u>Criminal</u>						
Capias	CA	1	3	3	2	1
Civil Violation	CV	0	1	1	1	-
Felony	F	27	65	65	18	47
Misdemeanor	M	37	77	78	40	38
Show Cause	SC	5	7	7	5	2
Criminal Total		70	153	154	66	88
<u>Traffic</u>						
Capias	CA	0	1	1	1	-
Felony	F	0	2	2	2	-
Infraction	I	305	235	361	311	50
Misdemeanor	M	48	88	88	38	50
Show Cause	SC	1	1	1	0	1
Traffic Total		354	327	453	352	101
<u>Civil</u>						
Detinue	DT	0	1	1	1	-
Garnishment	GA	14	0	14	14	-
Impoundment	IM	2	0	2	2	-
Interrogatory	IN	2	2	4	2	2
Other	OT	1	0	1	1	-
Protective Order	PO	1	1	1	0	1
Prelim Prot Order	PP	2	0	2	2	-
Tenants Assertion	TA	1	1	1	1	-
Warrant in Debt	WD	29	51	60	39	21
Civil Total		52	56	86	62	24
Greene Totals		476	536	693	480	213



March 2018

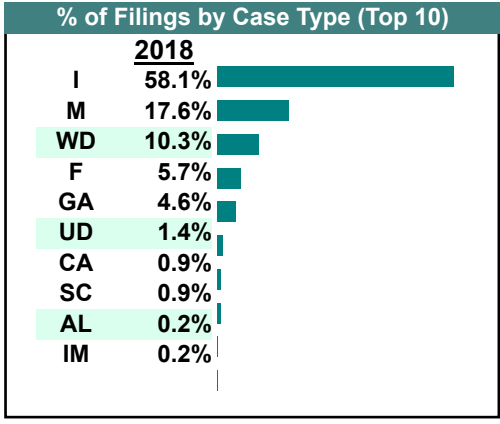
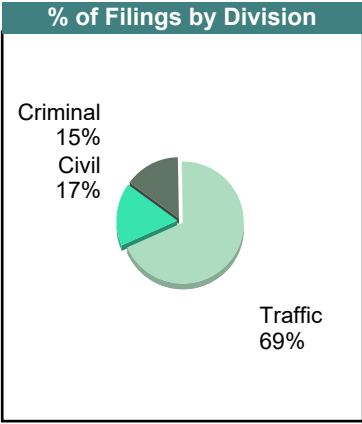
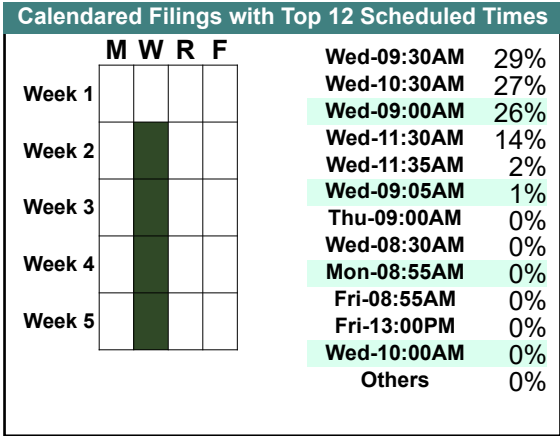
		Filings	Hearings	Transactions	Concluded	Cont
<u>Criminal</u>						
Capias	CA	2	4	4	2	2
Civil Violation	CV	1	1	1	0	1
Felony	F	20	85	85	33	52
Misdemeanor	M	49	83	88	43	45
Show Cause	SC	3	8	8	2	6
Criminal Total		75	181	186	80	106
<u>Traffic</u>						
Capias	CA	1	2	2	2	-
Infraction	I	244	192	283	234	49
Misdemeanor	M	27	64	64	32	32
Show Cause	SC	1	1	1	1	-
Traffic Total		273	259	350	269	81
<u>Civil</u>						
Admin License	AL	2	0	2	2	-
Detinue	DT	1	1	1	0	1
Garnishment	GA	32	0	32	32	-
Impoundment	IM	2	0	2	2	-
Interrogatory	IN	5	2	5	3	2
Other	OT	2	0	2	2	-
Unlawful Detainer	UD	9	5	9	9	-
Warrant in Debt	WD	40	40	46	18	28
Civil Total		93	48	99	68	31
Greene Totals		441	488	635	417	218



CASELOAD STATISTICS OF THE GENERAL DISTRICT COURTS

February 2018

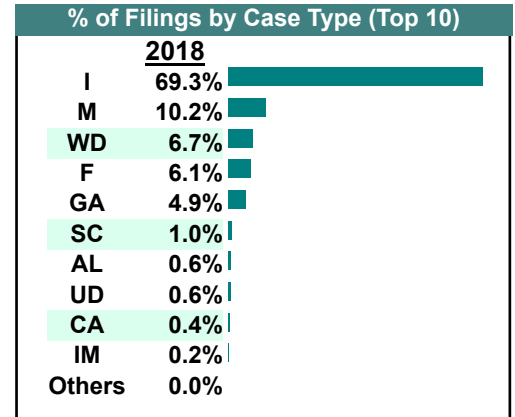
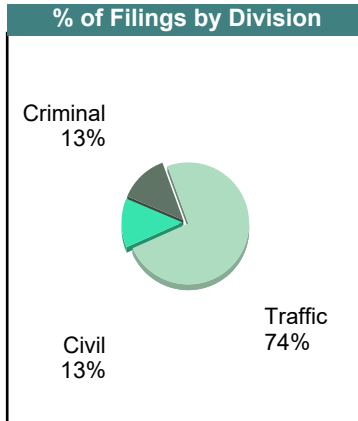
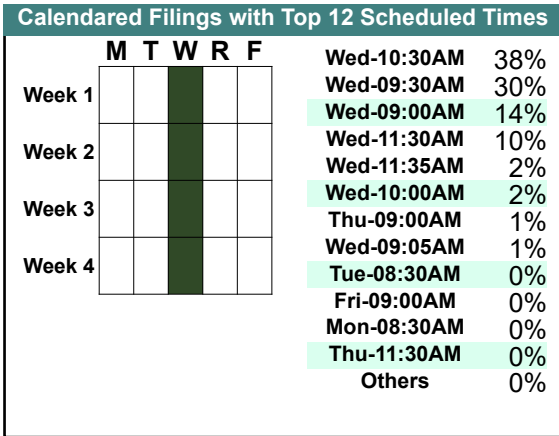
		<u>Filings</u>	<u>Hearings</u>	<u>Transactions</u>	<u>Concluded</u>	<u>Cont</u>
<u>Criminal</u>						
Capias	CA	2	3	3	2	1
Felony	F	23	60	60	15	45
Misdemeanor	M	36	61	64	29	35
Show Cause	SC	3	4	4	1	3
Criminal Total		64	128	131	47	84
<u>Traffic</u>						
Capias	CA	2	5	5	3	2
Felony	F	2	2	2	0	2
Infraction	I	254	187	291	244	47
Misdemeanor	M	41	61	61	20	41
Show Cause	SC	1	1	1	1	-
Traffic Total		300	256	360	268	92
<u>Civil</u>						
Admin License	AL	1	0	1	1	-
Garnishment	GA	20	0	20	20	-
Impoundment	IM	1	0	1	1	-
Unlawful Detainer	UD	6	7	7	7	-
Warrant in Debt	WD	45	41	60	52	8
Civil Total		73	48	89	81	8
Greene Totals		437	432	580	396	184



CASELOAD STATISTICS OF THE GENERAL DISTRICT COURTS

January 2018

		<u>Filings</u>	<u>Hearings</u>	<u>Transactions</u>	<u>Concluded</u>	<u>Cont</u>
<u>Criminal</u>						
Capias	CA	1	2	2	0	2
Civil Violation	CV	0	1	1	1	-
Felony	F	30	87	87	28	59
Misdemeanor	M	29	50	52	28	24
Show Cause	SC	5	7	7	5	2
Criminal Total		65	147	149	62	87
<u>Traffic</u>						
Capias	CA	1	4	4	1	3
Infraction	I	341	229	445	404	41
Misdemeanor	M	21	56	56	28	28
Traffic Total		363	289	505	433	72
<u>Civil</u>						
Admin License	AL	3	0	3	3	-
Garnishment	GA	24	1	24	23	1
Impoundment	IM	1	0	1	1	-
Unlawful Detainer	UD	3	4	5	4	1
Warrant in Debt	WD	33	35	44	33	11
Civil Total		64	40	77	64	13
Greene Totals		492	476	731	559	172

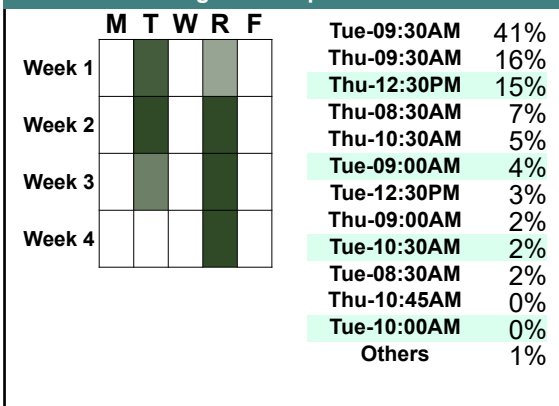


CASELOAD STATISTICS OF THE GENERAL DISTRICT COURTS

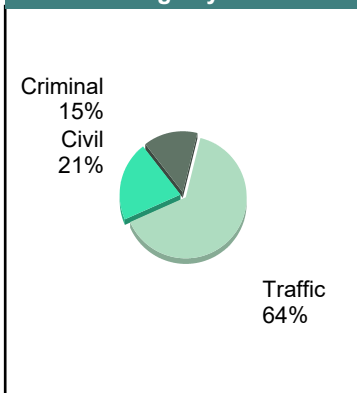
December 2018

		<u>Filings</u>	<u>Hearings</u>	<u>Transactions</u>	<u>Concluded</u>	<u>Cont</u>
<u>Criminal</u>						
Capias	CA	11	49	49	15	34
Civil Violation	CV	1	4	4	2	2
Felony	F	12	73	73	30	43
Misdemeanor	M	49	184	186	61	125
Show Cause	SC	10	43	43	13	30
Criminal Total		83	353	355	121	234
<u>Traffic</u>						
Capias	CA	3	13	13	4	9
Felony	F	2	5	5	2	3
Infraction	I	239	228	322	240	82
Misdemeanor	M	116	196	196	82	114
Show Cause	SC	4	14	14	6	8
Traffic Total		364	456	550	334	216
<u>Civil</u>						
Admin License	AL	2	0	2	2	-
Counter Claim	CC	0	0	1	1	-
Detinue	DT	1	1	1	0	1
Garnishment	GA	27	7	31	24	7
Impoundment	IM	2	0	2	2	-
Interrogatory	IN	3	0	3	3	-
Motion for Judgment	MJ	1	1	3	3	-
Other	OT	2	0	2	2	-
Protective Order	PO	2	1	3	2	1
Prelim Prot Order	PP	6	1	6	5	1
Unlawful Detainer	UD	8	12	14	9	5
Warrant in Debt	WD	65	63	76	56	20
Civil Total		119	86	144	109	35
Louisa Totals		566	895	1,049	564	485

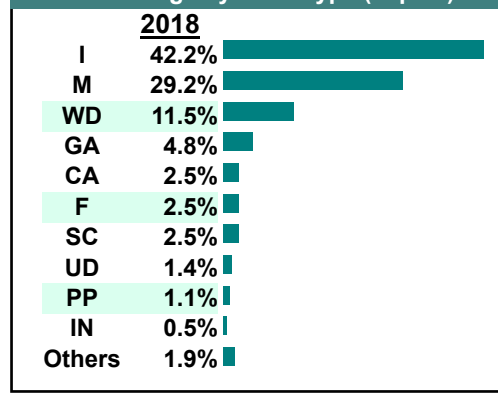
Calendared Filings with Top 12 Scheduled Times



% of Filings by Division



% of Filings by Case Type (Top 10)



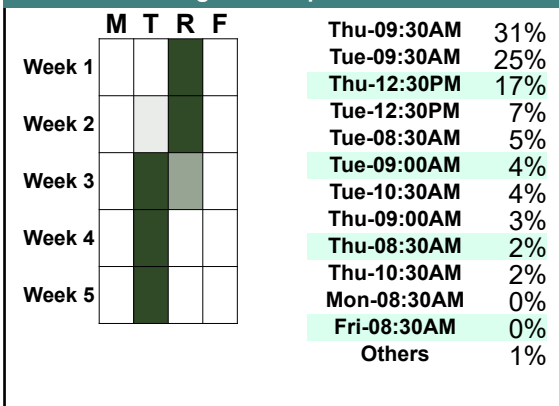
CASELOAD STATISTICS OF THE GENERAL DISTRICT COURTS

November 2018

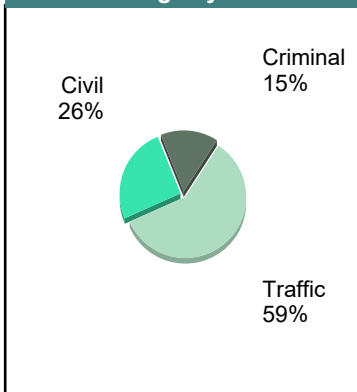
Louisa
District: 16

		<u>Filings</u>	<u>Hearings</u>	<u>Transactions</u>	<u>Concluded</u>	<u>Cont</u>
<u>Criminal</u>						
Capias	CA	8	31	31	7	24
Civil Violation	CV	1	3	3	2	1
Felony	F	17	81	81	20	61
Misdemeanor	M	67	171	175	76	99
Show Cause	SC	10	31	31	13	18
Criminal Total		103	317	321	118	203
<u>Traffic</u>						
Capias	CA	3	8	8	1	7
Infraction	I	307	244	378	303	75
Misdemeanor	M	85	133	134	73	61
Show Cause	SC	1	3	3	1	2
Traffic Total		396	388	523	378	145
<u>Civil</u>						
Abstract	AJ	1	0	1	1	-
Admin License	AL	4	0	4	4	-
Counter Claim	CC	2	1	3	2	1
Garnishment	GA	45	4	48	44	4
Impoundment	IM	3	0	3	3	-
Interrogatory	IN	4	0	4	4	-
Motion for Judgment	MJ	0	1	1	0	1
Other	OT	3	0	3	3	-
Protective Order	PO	1	0	2	2	-
Prelim Prot Order	PP	2	0	2	2	-
Unlawful Detainer	UD	38	22	45	37	8
Warrant in Debt	WD	68	73	96	72	24
Civil Total		171	101	212	174	38
Louisa Totals		670	806	1,056	670	386

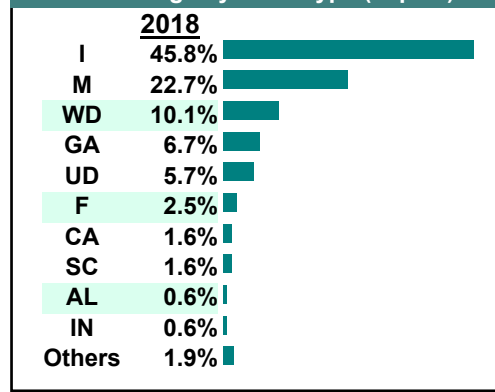
Calendared Filings with Top 12 Scheduled Times



% of Filings by Division



% of Filings by Case Type (Top 10)



CASELOAD STATISTICS OF THE GENERAL DISTRICT COURTS


October 2018

Louisa

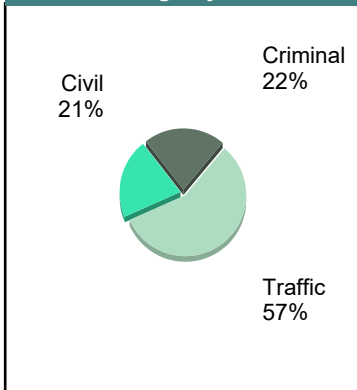
District: 16

		<u>Filings</u>	<u>Hearings</u>	<u>Transactions</u>	<u>Concluded</u>	<u>Cont</u>
<u>Criminal</u>						
Capias	CA	15	28	28	8	20
Civil Violation	CV	2	5	5	2	3
Felony	F	41	125	125	44	81
Misdemeanor	M	90	228	233	97	136
Show Cause	SC	14	31	31	7	24
Criminal Total		162	417	422	158	264
<u>Traffic</u>						
Capias	CA	6	8	8	4	4
Felony	F	0	1	1	1	-
Infraction	I	342	265	433	360	73
Misdemeanor	M	74	144	144	77	67
Show Cause	SC	4	12	12	5	7
Traffic Total		426	430	598	447	151
<u>Civil</u>						
Abstract	AJ	1	0	1	1	-
Admin License	AL	1	0	1	1	-
Detinue	DT	1	0	1	1	-
Garnishment	GA	19	3	24	21	3
Impoundment	IM	2	0	2	2	-
Motion for Judgment	MJ	1	2	4	3	1
Protective Order	PO	1	0	1	1	-
Prelim Prot Order	PP	2	0	2	2	-
Restricted O/L	RL	1	0	1	1	-
Unlawful Detainer	UD	37	18	40	35	5
Warrant in Debt	WD	91	104	147	111	36
Civil Total		157	127	224	179	45
Louisa Totals		745	974	1,244	784	460

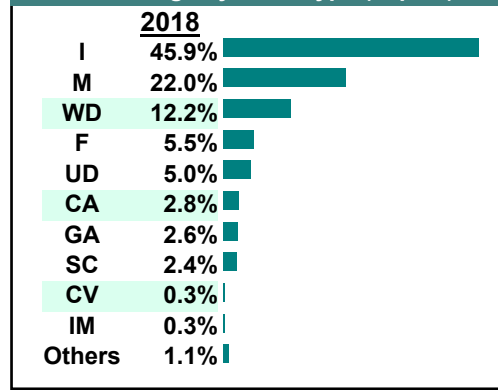
Calendared Filings with Top 12 Scheduled Times



% of Filings by Division



% of Filings by Case Type (Top 10)



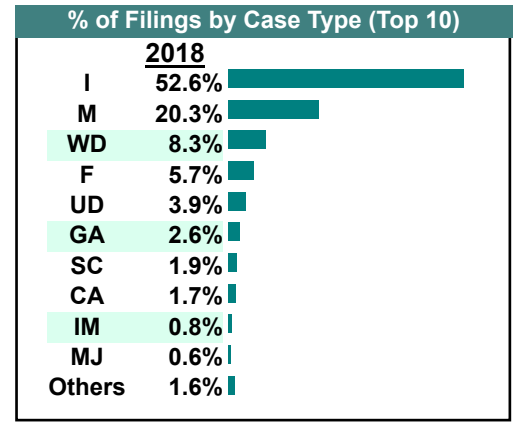
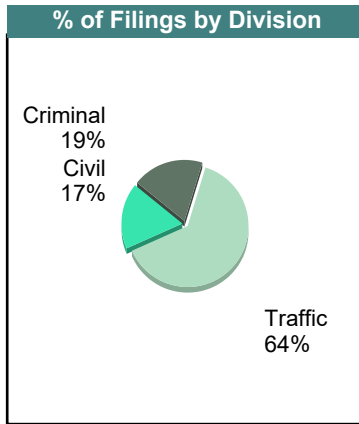
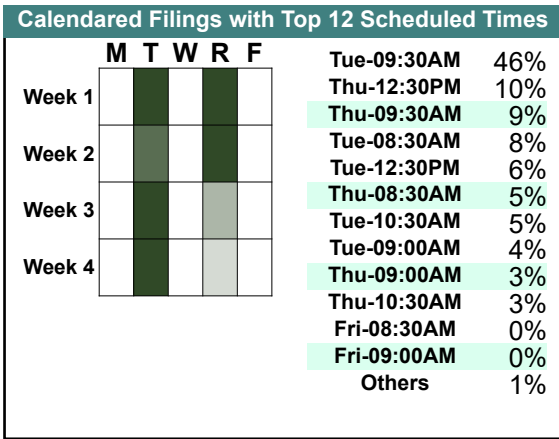
CASELOAD STATISTICS OF THE GENERAL DISTRICT COURTS

September 2018

Louisa

District: 16

		<u>Filings</u>	<u>Hearings</u>	<u>Transactions</u>	<u>Concluded</u>	<u>Cont</u>
<u>Criminal</u>						
Capias	CA	11	33	33	12	21
Civil Violation	CV	3	6	7	4	3
Felony	F	42	112	112	29	83
Misdemeanor	M	79	181	185	74	111
Show Cause	SC	12	24	24	9	15
Criminal Total		147	356	361	128	233
<u>Traffic</u>						
Capias	CA	2	11	11	6	5
Felony	F	2	4	4	0	4
Infraction	I	405	290	462	383	79
Misdemeanor	M	77	155	155	87	68
Show Cause	SC	3	9	9	5	4
Traffic Total		489	469	641	481	160
<u>Civil</u>						
Abstract	AJ	2	0	2	2	-
Admin License	AL	1	0	1	1	-
Counter Claim	CC	1	1	1	0	1
Garnishment	GA	20	7	23	16	7
Impoundment	IM	6	0	6	6	-
Motion for Judgment	MJ	5	4	6	2	4
Other	OT	3	0	3	3	-
Protective Order	PO	2	0	5	5	-
Unlawful Detainer	UD	30	14	36	31	5
Warrant in Debt	WD	64	80	104	80	24
Civil Total		134	106	187	146	41
Louisa Totals		770	931	1,189	755	434

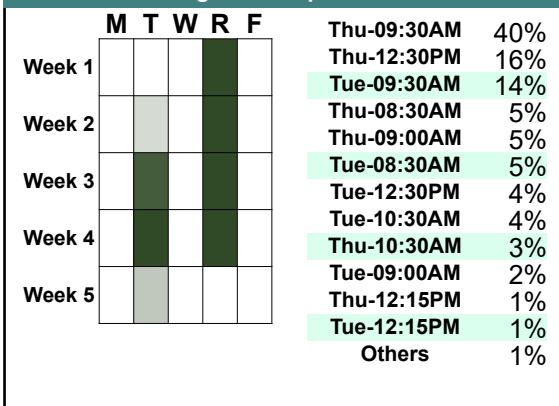


CASELOAD STATISTICS OF THE GENERAL DISTRICT COURTS

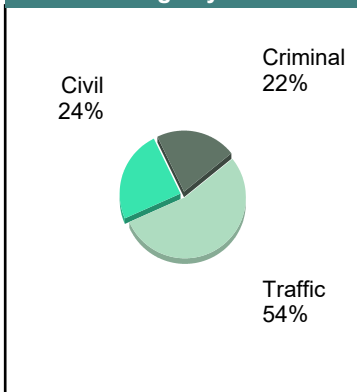
August 2018

		<u>Filings</u>	<u>Hearings</u>	<u>Transactions</u>	<u>Concluded</u>	<u>Cont</u>
<u>Criminal</u>						
Capias	CA	10	33	33	8	25
Civil Violation	CV	9	16	17	12	5
Felony	F	46	120	120	56	64
Misdemeanor	M	89	207	219	90	129
Show Cause	SC	9	29	29	8	21
Criminal Total		163	405	418	174	244
<u>Traffic</u>						
Capias	CA	2	8	8	3	5
Felony	F	0	5	5	2	3
Infraction	I	316	225	374	301	73
Misdemeanor	M	87	146	146	72	74
Show Cause	SC	3	10	10	2	8
Traffic Total		408	394	543	380	163
<u>Civil</u>						
Abstract	AJ	1	0	1	1	-
Admin License	AL	2	0	2	2	-
Garnishment	GA	23	2	25	23	2
Impoundment	IM	4	0	4	4	-
Interrogatory	IN	1	0	1	1	-
Motion for Judgment	MJ	1	1	1	0	1
Protective Order	PO	3	4	4	0	4
Prelim Prot Order	PP	4	2	7	5	2
Show Cause	SC	1	0	1	1	-
Unlawful Detainer	UD	39	21	45	40	5
Warrant in Debt	WD	105	112	142	79	63
Civil Total		184	142	233	156	77
Louisa Totals		755	941	1,194	710	484

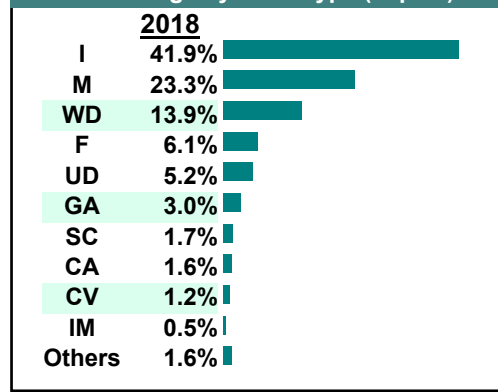
Calendared Filings with Top 12 Scheduled Times



% of Filings by Division



% of Filings by Case Type (Top 10)



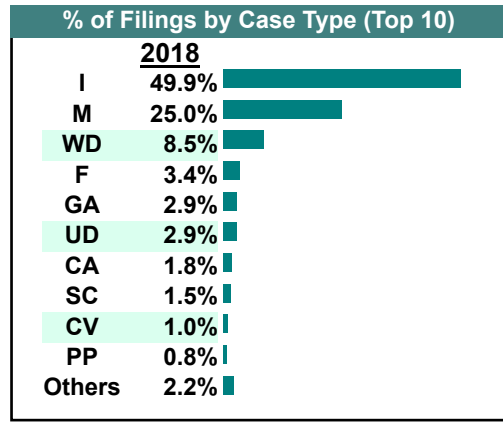
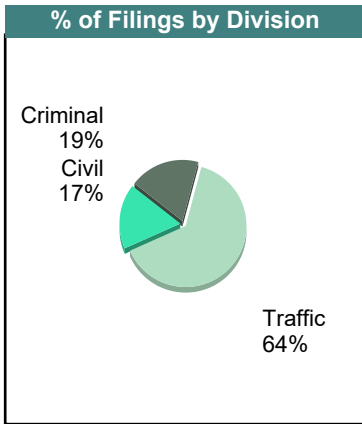
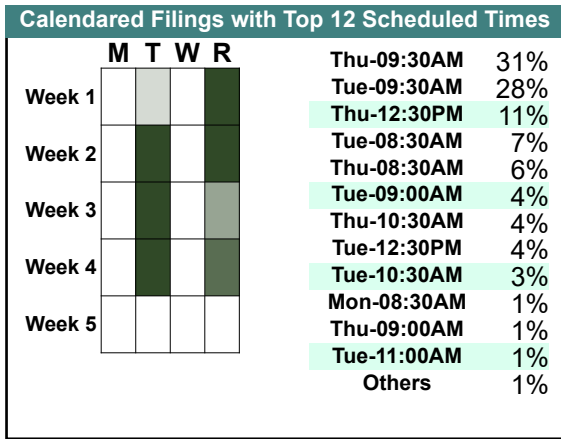
CASELOAD STATISTICS OF THE GENERAL DISTRICT COURTS

July 2018

Louisa

District: 16

		<u>Filings</u>	<u>Hearings</u>	<u>Transactions</u>	<u>Concluded</u>	<u>Cont</u>
<u>Criminal</u>						
Capias	CA	8	29	29	9	20
Civil Violation	CV	7	13	13	8	5
Felony	F	22	73	73	16	57
Misdemeanor	M	88	193	199	73	126
Show Cause	SC	10	30	30	8	22
Criminal Total		135	338	344	114	230
<u>Traffic</u>						
Capias	CA	5	15	15	6	9
Felony	F	3	6	6	1	5
Infraction	I	363	278	423	353	70
Misdemeanor	M	94	147	147	84	63
Show Cause	SC	1	6	6	4	2
Traffic Total		466	452	597	448	149
<u>Civil</u>						
Abstract	AJ	1	0	1	1	-
Admin License	AL	5	0	5	5	-
Garnishment	GA	21	0	22	22	-
Impoundment	IM	3	0	3	3	-
Motion for Judgment	MJ	2	2	2	0	2
Other	OT	2	0	2	2	-
Protective Order	PO	3	1	3	2	1
Prelim Prot Order	PP	6	1	8	7	1
Unlawful Detainer	UD	21	12	29	25	4
Warrant in Debt	WD	62	61	81	53	28
Civil Total		126	77	156	120	36
Louisa Totals		727	867	1,097	682	415



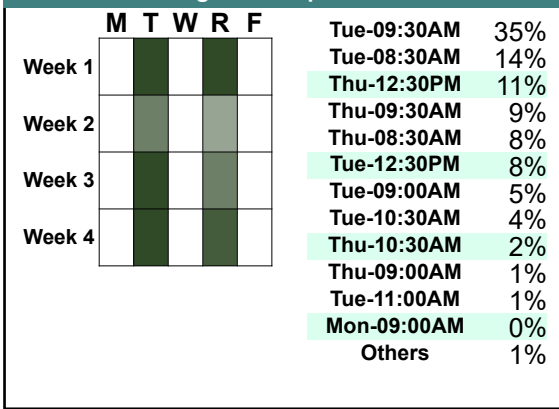
CASELOAD STATISTICS OF THE GENERAL DISTRICT COURTS

June 2018

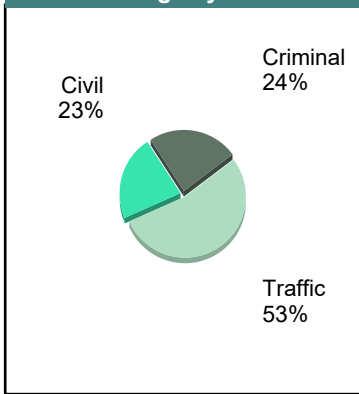
Louisa
District: 16

		<u>Filings</u>	<u>Hearings</u>	<u>Transactions</u>	<u>Concluded</u>	<u>Cont</u>
<u>Criminal</u>						
Capias	CA	8	27	27	8	19
Civil Violation	CV	7	15	15	2	13
Felony	F	19	87	87	21	66
Misdemeanor	M	94	211	213	68	145
Show Cause	SC	9	32	32	8	24
Criminal Total		137	372	374	107	267
<u>Traffic</u>						
Capias	CA	1	7	7	3	4
Felony	F	1	3	3	1	2
Infraction	I	247	175	299	253	46
Misdemeanor	M	57	110	110	61	49
Show Cause	SC	0	7	7	1	6
Traffic Total		306	302	426	319	107
<u>Civil</u>						
Admin License	AL	7	0	7	7	-
Garnishment	GA	26	3	31	28	3
Impoundment	IM	7	0	7	7	-
Motion for Judgment	MJ	0	2	5	3	2
Other	OT	3	0	3	3	-
Protective Order	PO	2	1	3	2	1
Prelim Prot Order	PP	2	1	4	3	1
Show Cause	SC	1	0	1	1	-
Unlawful Detainer	UD	23	23	28	20	8
Warrant in Debt	WD	58	77	118	82	36
Civil Total		129	107	207	156	51
Louisa Totals		572	781	1,007	582	425

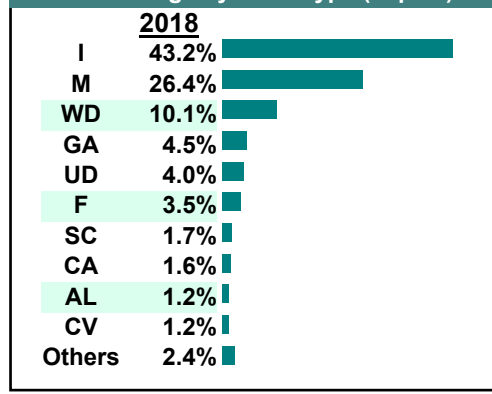
Calendared Filings with Top 12 Scheduled Times



% of Filings by Division

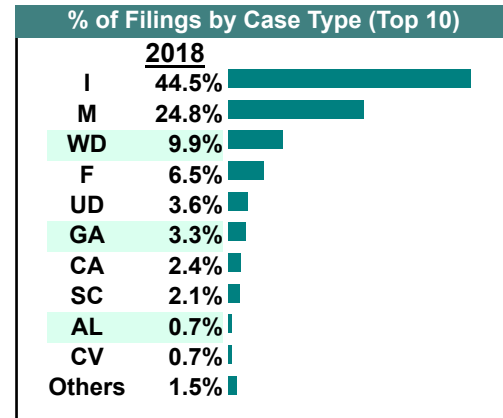
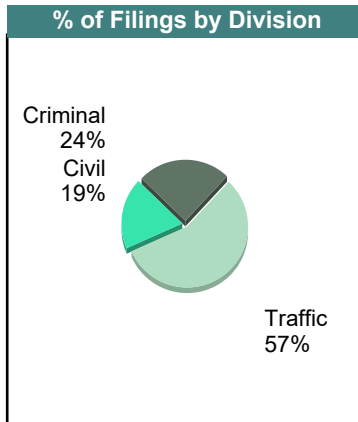
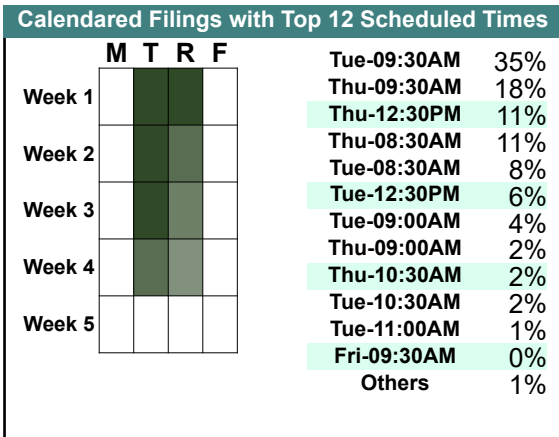


% of Filings by Case Type (Top 10)



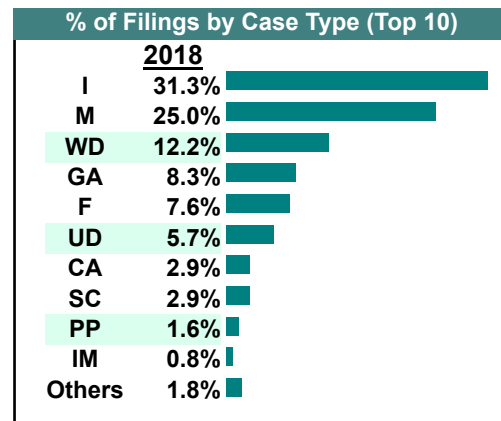
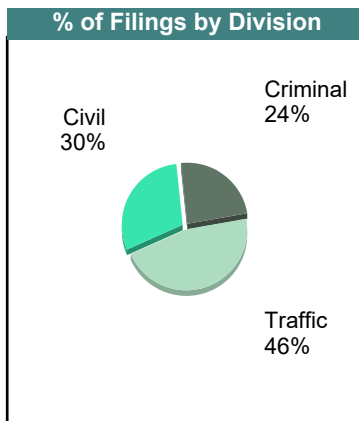
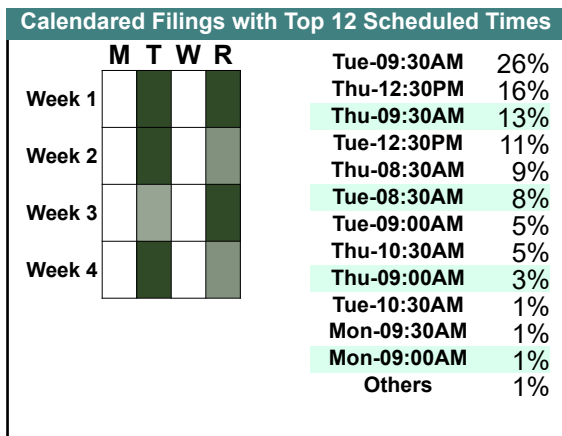
May 2018

		Filings	Hearings	Transactions	Concluded	Cont
<u>Criminal</u>						
Capias	CA	9	21	21	8	13
Civil Violation	CV	4	7	7	5	2
Felony	F	36	91	91	13	78
Misdemeanor	M	85	195	197	56	141
Show Cause	SC	9	22	22	7	15
Criminal Total		143	336	338	89	249
<u>Traffic</u>						
Capias	CA	5	11	11	1	10
Felony	F	2	2	2	1	1
Infraction	I	260	192	305	243	62
Misdemeanor	M	60	106	106	48	58
Show Cause	SC	3	13	13	2	11
Traffic Total		330	324	437	295	142
<u>Civil</u>						
Abstract	AJ	1	0	1	1	-
Admin License	AL	4	0	4	4	-
Garnishment	GA	19	5	22	17	5
Impoundment	IM	3	0	3	3	-
Interrogatory	IN	1	0	1	1	-
Motion for Judgment	MJ	0	5	5	2	3
Protective Order	PO	3	2	4	2	2
Prelim Prot Order	PP	1	3	4	1	3
Unlawful Detainer	UD	21	17	26	21	5
Warrant in Debt	WD	58	58	71	51	20
Civil Total		111	90	141	103	38
Louisa Totals		584	750	916	487	429



April 2018

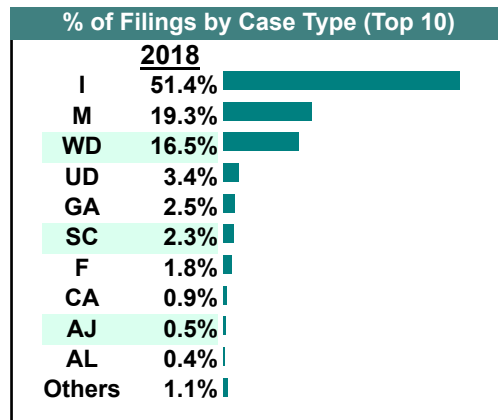
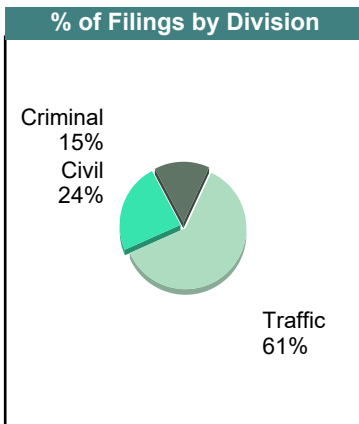
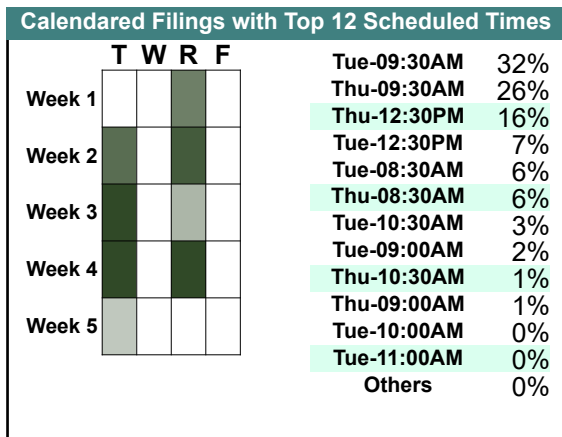
		<u>Filings</u>	<u>Hearings</u>	<u>Transactions</u>	<u>Concluded</u>	<u>Cont</u>
<u>Criminal</u>						
Capias	CA	7	15	15	5	10
Civil Violation	CV	2	3	3	2	1
Felony	F	29	84	84	17	67
Misdemeanor	M	48	116	119	47	72
Show Cause	SC	6	24	24	10	14
Criminal Total		92	242	245	81	164
<u>Traffic</u>						
Capias	CA	4	8	8	1	7
Infraction	I	120	106	161	122	39
Misdemeanor	M	48	94	94	39	55
Show Cause	SC	5	13	13	1	12
Traffic Total		177	221	276	163	113
<u>Civil</u>						
Abstract	AJ	1	0	1	1	-
Garnishment	GA	32	2	33	31	2
Impoundment	IM	3	0	3	3	-
Interrogatory	IN	1	0	1	1	-
Motion for Judgment	MJ	1	2	2	0	2
Other	OT	1	0	1	1	-
Protective Order	PO	1	1	1	0	1
Prelim Prot Order	PP	6	3	6	3	3
Unlawful Detainer	UD	22	11	24	19	5
Warrant in Debt	WD	47	55	69	41	28
Civil Total		115	74	141	100	41
Louisa Totals		384	537	662	344	318



CASELOAD STATISTICS OF THE GENERAL DISTRICT COURTS

March 2018

		<u>Filings</u>	<u>Hearings</u>	<u>Transactions</u>	<u>Concluded</u>	<u>Cont</u>
<u>Criminal</u>						
Capias	CA	2	20	20	13	7
Civil Violation	CV	2	4	4	1	3
Felony	F	9	60	60	24	36
Misdemeanor	M	60	159	164	67	97
Show Cause	SC	10	20	20	4	16
Criminal Total		83	263	268	109	159
<u>Traffic</u>						
Capias	CA	3	8	8	3	5
Felony	F	1	2	2	1	1
Infraction	I	290	204	329	274	55
Misdemeanor	M	49	98	98	44	54
Show Cause	SC	3	6	6	1	5
Traffic Total		346	318	443	323	120
<u>Civil</u>						
Abstract	AJ	3	0	3	3	-
Admin License	AL	2	0	2	2	-
Bond Forfeiture	BF	1	0	1	1	-
Detinue	DT	0	1	1	1	-
Garnishment	GA	14	1	16	15	1
Motion for Judgment	MJ	1	1	1	0	1
Protective Order	PO	1	0	1	1	-
Prelim Prot Order	PP	1	0	1	1	-
Unlawful Detainer	UD	19	7	21	19	2
Warrant in Debt	WD	93	110	141	98	43
Civil Total		135	120	188	141	47
Louisa Totals		564	701	899	573	326

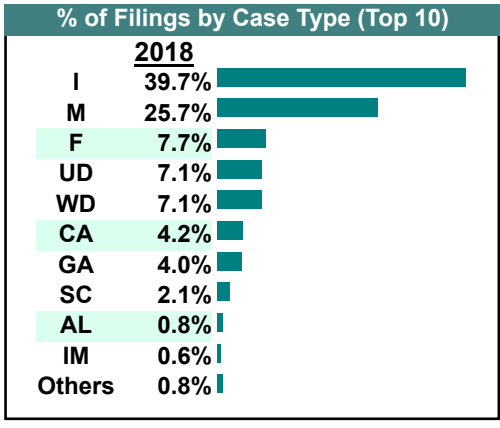
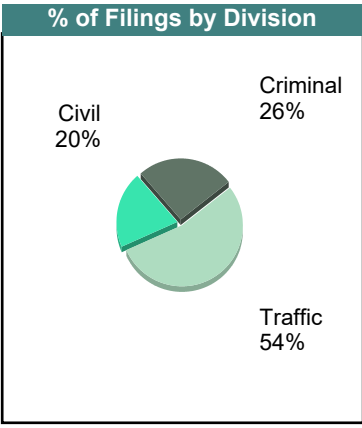
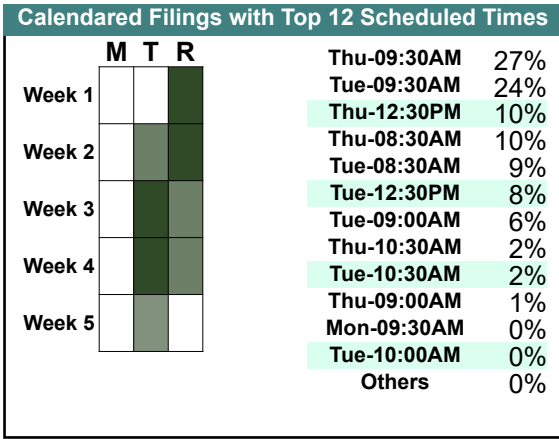


CASELOAD STATISTICS OF THE GENERAL DISTRICT COURTS

February 2018

Louisa
District: 16

		<u>Filings</u>	<u>Hearings</u>	<u>Transactions</u>	<u>Concluded</u>	<u>Cont</u>
<u>Criminal</u>						
Capias	CA	17	40	40	14	26
Civil Violation	CV	0	3	3	0	3
Felony	F	36	68	68	22	46
Misdemeanor	M	62	172	177	54	123
Motion	MO	1	1	1	1	-
Show Cause	SC	7	25	25	3	22
Criminal Total		123	309	314	94	220
<u>Traffic</u>						
Capias	CA	3	12	12	6	6
Felony	F	1	4	4	2	2
Infraction	I	190	154	232	191	41
Misdemeanor	M	61	106	106	63	43
Show Cause	SC	3	6	6	3	3
Traffic Total		258	282	360	265	95
<u>Civil</u>						
Abstract	AJ	1	0	1	1	-
Admin License	AL	4	0	4	4	-
Detinue	DT	1	3	4	3	1
Garnishment	GA	19	3	23	20	3
Impoundment	IM	3	0	3	3	-
Motion for Judgment	MJ	0	1	1	0	1
Prelim Prot Order	PP	1	0	1	1	-
Show Cause	SC	0	1	2	1	1
Unlawful Detainer	UD	34	31	50	34	16
Warrant in Debt	WD	34	43	57	37	20
Civil Total		97	82	146	104	42
Louisa Totals		478	673	820	463	357

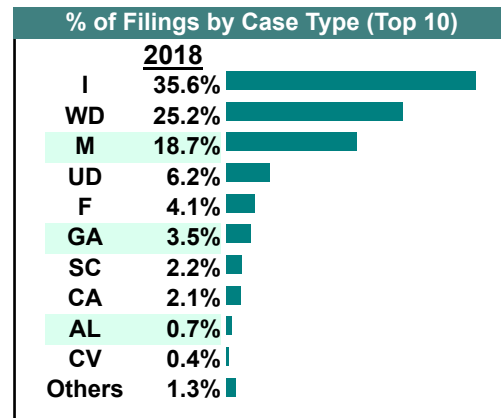
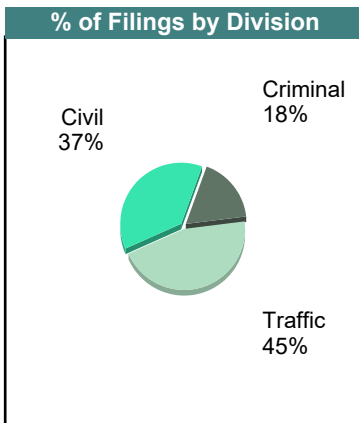
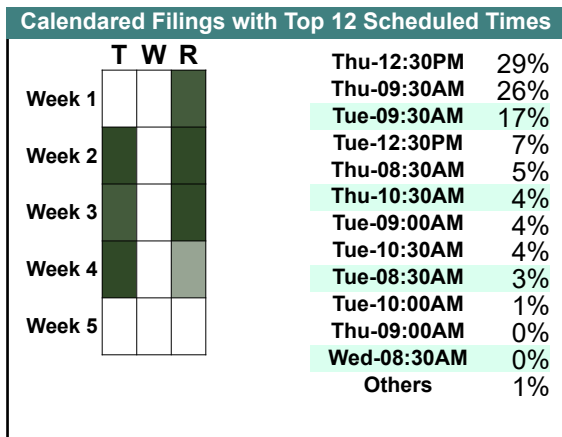


CASELOAD STATISTICS OF THE GENERAL DISTRICT COURTS

January 2018

Louisa
District: 16

		<u>Filings</u>	<u>Hearings</u>	<u>Transactions</u>	<u>Concluded</u>	<u>Cont</u>
<u>Criminal</u>						
Capias	CA	8	21	21	5	16
Civil Violation	CV	2	4	4	0	4
Felony	F	22	87	87	28	59
Misdemeanor	M	54	173	180	64	116
Show Cause	SC	8	23	23	8	15
Criminal Total		94	308	315	105	210
<u>Traffic</u>						
Capias	CA	3	19	19	9	10
Felony	F	0	1	1	0	1
Infraction	I	191	158	245	197	48
Misdemeanor	M	46	102	102	47	55
Show Cause	SC	3	9	9	4	5
Traffic Total		243	289	376	257	119
<u>Civil</u>						
Abstract	AJ	1	0	1	1	-
Admin License	AL	4	0	4	4	-
Detinue	DT	1	3	4	2	2
Garnishment	GA	19	3	21	18	3
Impoundment	IM	2	0	2	2	-
Interrogatory	IN	1	0	2	2	-
Motion for Judgment	MJ	1	1	1	0	1
Other	OT	1	0	1	1	-
Protective Order	PO	0	1	2	1	1
Prelim Prot Order	PP	0	1	1	1	-
Show Cause	SC	1	0	1	1	-
Unlawful Detainer	UD	33	19	38	37	1
Warrant in Debt	WD	135	146	171	118	53
Civil Total		199	174	249	188	61
Louisa Totals		536	771	940	550	390



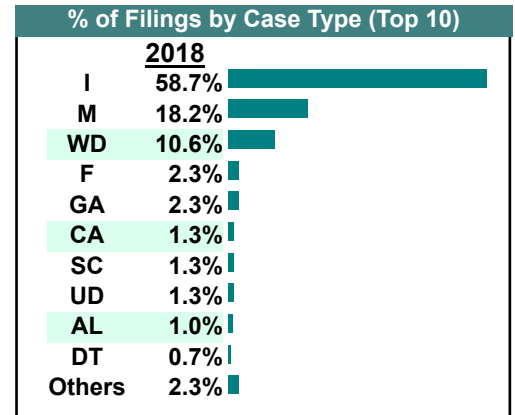
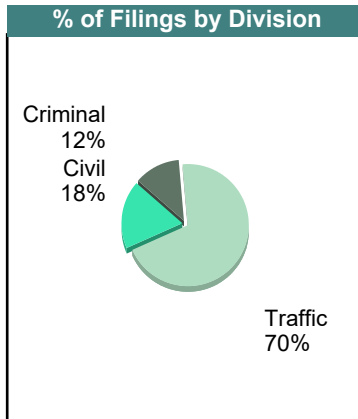
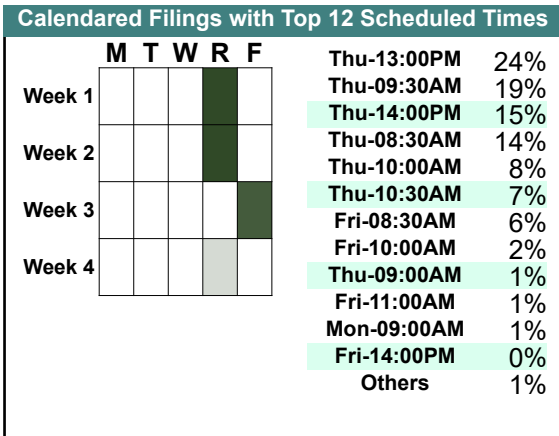
CASELOAD STATISTICS OF THE GENERAL DISTRICT COURTS

December 2018

Madison

District: 16

		<u>Filings</u>	<u>Hearings</u>	<u>Transactions</u>	<u>Concluded</u>	<u>Cont</u>
<u>Criminal</u>						
Capias	CA	1	3	3	0	3
Civil Violation	CV	0	1	1	1	-
Felony	F	7	18	18	3	15
Misdemeanor	M	26	53	54	20	34
Show Cause	SC	3	7	7	3	4
Criminal Total		37	82	83	27	56
<u>Traffic</u>						
Capias	CA	3	5	5	1	4
Infraction	I	178	94	208	178	30
Misdemeanor	M	29	59	59	18	41
Show Cause	SC	1	5	5	1	4
Traffic Total		211	163	277	198	79
<u>Civil</u>						
Admin License	AL	3	0	3	3	-
Detinue	DT	2	2	2	0	2
Garnishment	GA	7	2	13	11	2
Impoundment	IM	1	0	1	1	-
Protective Order	PO	2	0	2	2	-
Prelim Prot Order	PP	2	2	5	3	2
Unlawful Detainer	UD	4	5	6	5	1
Warrant in Debt	WD	32	32	49	37	12
Zoning Viol	ZO	2	2	2	0	2
Civil Total		55	45	83	62	21
Madison Totals		303	290	443	287	156



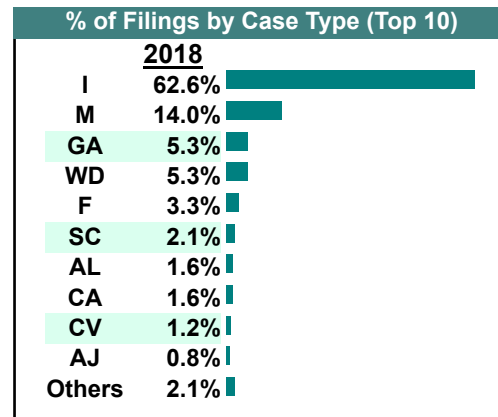
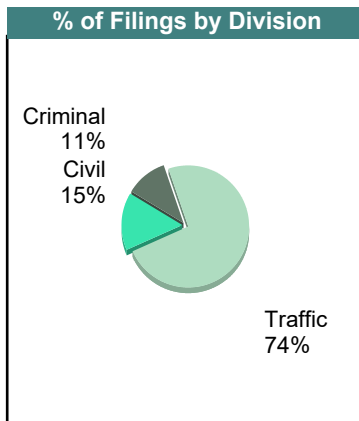
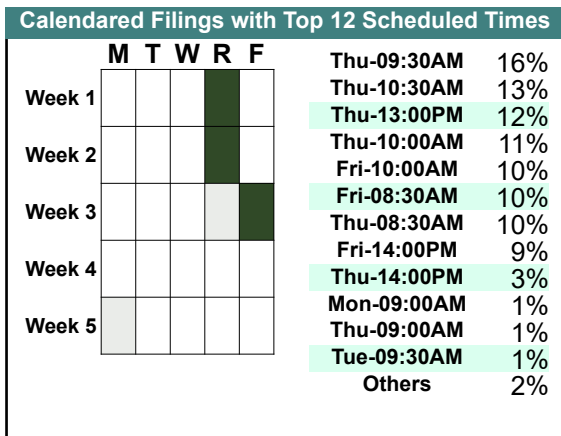
CASELOAD STATISTICS OF THE GENERAL DISTRICT COURTS

November 2018

Madison

District: 16

		<u>Filings</u>	<u>Hearings</u>	<u>Transactions</u>	<u>Concluded</u>	<u>Cont</u>
<u>Criminal</u>						
Capias	CA	1	6	6	3	3
Civil Violation	CV	3	3	3	2	1
Felony	F	8	28	28	6	22
Misdemeanor	M	12	32	32	14	18
Show Cause	SC	3	12	12	7	5
Criminal Total		27	81	81	32	49
<u>Traffic</u>						
Capias	CA	3	8	8	5	3
Infraction	I	152	82	172	149	23
Misdemeanor	M	22	47	47	24	23
Show Cause	SC	2	6	6	0	6
Traffic Total		179	143	233	178	55
<u>Civil</u>						
Abstract	AJ	2	0	2	2	-
Admin License	AL	4	0	5	5	-
Garnishment	GA	13	6	14	8	6
Interrogatory	IN	1	0	1	1	-
Prelim Prot Order	PP	2	2	2	0	2
Unlawful Detainer	UD	2	3	4	2	2
Warrant in Debt	WD	13	18	31	22	9
Civil Total		37	29	59	40	19
Madison Totals		243	253	373	250	123



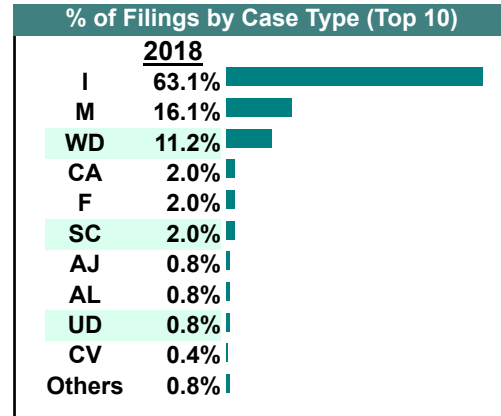
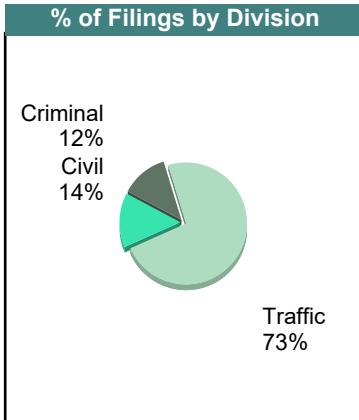
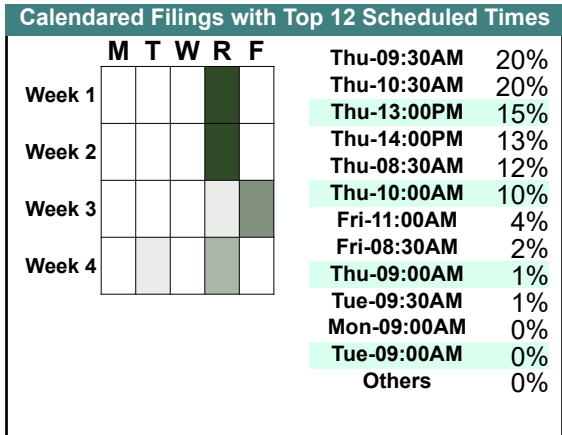
CASELOAD STATISTICS OF THE GENERAL DISTRICT COURTS

October 2018

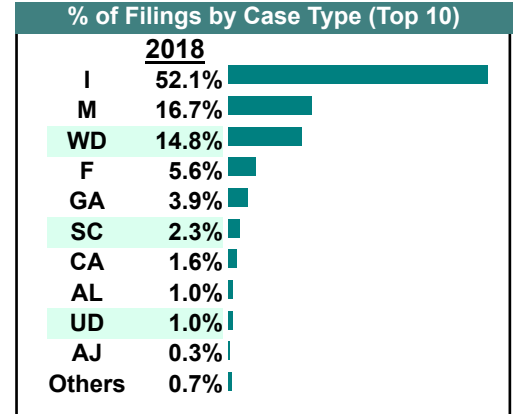
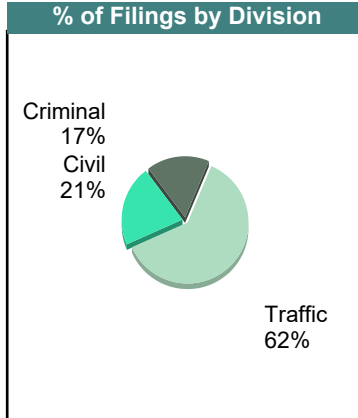
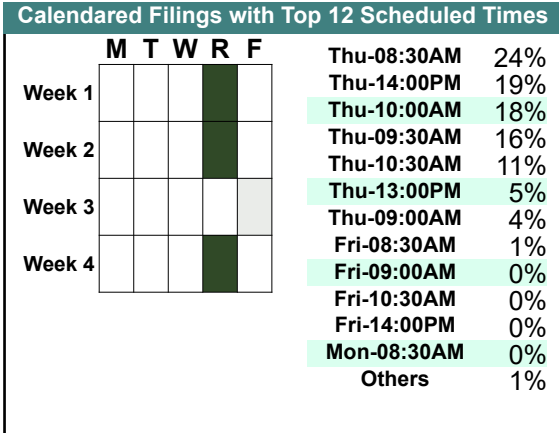
Madison

District: 16

		<u>Filings</u>	<u>Hearings</u>	<u>Transactions</u>	<u>Concluded</u>	<u>Cont</u>
<u>Criminal</u>						
Capias	CA	3	6	6	0	6
Civil Violation	CV	1	2	2	2	-
Felony	F	4	14	14	4	10
Misdemeanor	M	21	54	57	29	28
Show Cause	SC	2	9	9	3	6
Criminal Total		31	85	88	38	50
<u>Traffic</u>						
Capias	CA	2	12	12	4	8
Felony	F	1	3	3	2	1
Infraction	I	157	87	201	177	24
Misdemeanor	M	19	60	60	27	33
Show Cause	SC	3	4	4	0	4
Traffic Total		182	166	280	210	70
<u>Civil</u>						
Abstract	AJ	2	0	2	2	-
Admin License	AL	2	0	2	2	-
Garnishment	GA	1	1	2	1	1
Other	OT	1	0	1	1	-
Unlawful Detainer	UD	2	2	2	0	2
Warrant in Debt	WD	28	28	37	20	17
Civil Total		36	31	46	26	20
Madison Totals		249	282	414	274	140



		<u>Filings</u>	<u>Hearings</u>	<u>Transactions</u>	<u>Concluded</u>	<u>Cont</u>
<u>Criminal</u>						
Capias	CA	2	2	2	1	1
Felony	F	17	28	28	6	22
Misdemeanor	M	25	48	50	12	38
Show Cause	SC	7	9	9	1	8
Criminal Total		51	87	89	20	69
<u>Traffic</u>						
Capias	CA	3	6	6	2	4
Infraction	I	159	100	199	160	39
Misdemeanor	M	26	65	65	22	43
Restricted O/L	RL	1	1	1	1	-
Show Cause	SC	0	6	6	1	5
Traffic Total		189	178	277	186	91
<u>Civil</u>						
Abstract	AJ	1	0	1	1	-
Admin License	AL	3	0	3	3	-
Garnishment	GA	12	2	14	12	2
Protective Order	PO	1	0	1	1	-
Prelim Prot Order	PP	0	0	1	1	-
Unlawful Detainer	UD	3	5	5	5	-
Warrant in Debt	WD	45	44	59	44	15
Civil Total		65	51	84	67	17
Madison Totals		305	316	450	273	177



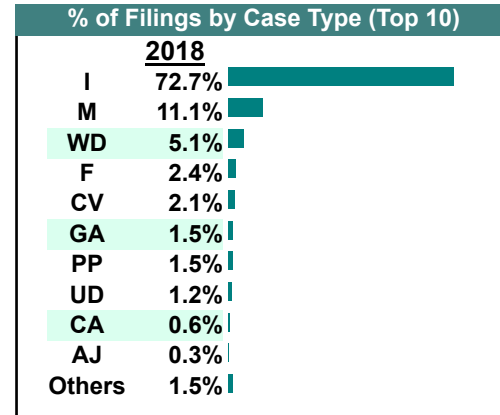
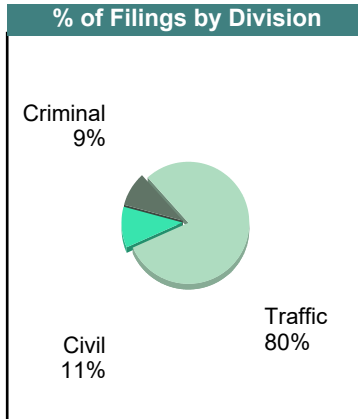
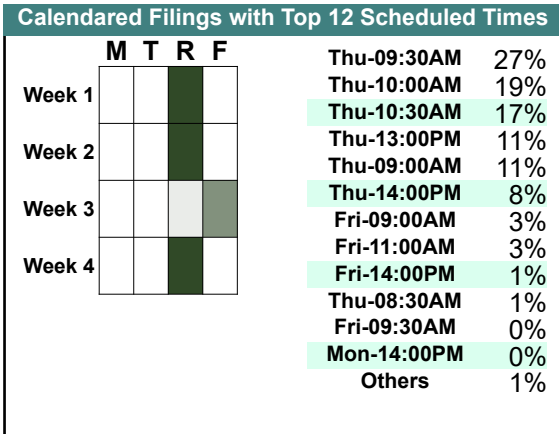
CASELOAD STATISTICS OF THE GENERAL DISTRICT COURTS

August 2018

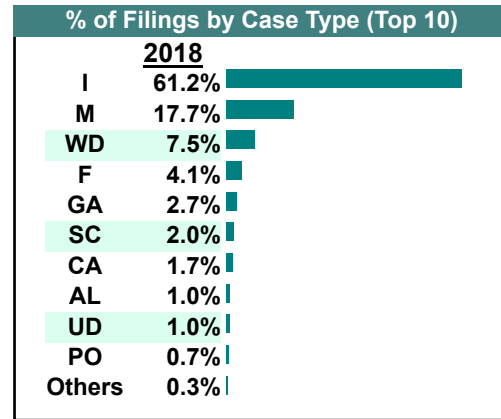
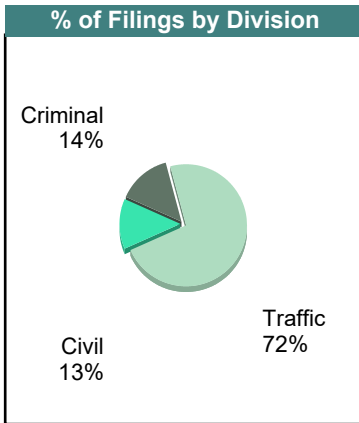
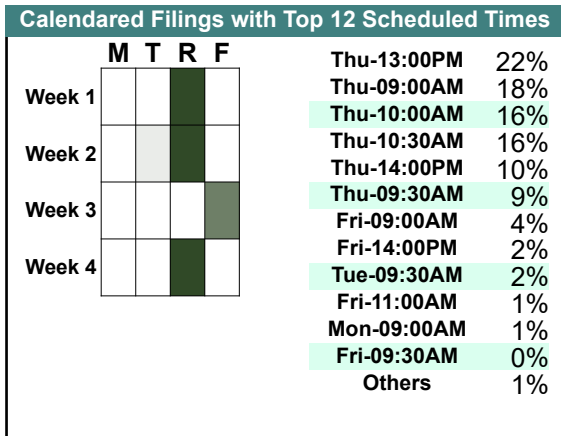
Madison

District: 16

		<u>Filings</u>	<u>Hearings</u>	<u>Transactions</u>	<u>Concluded</u>	<u>Cont</u>
<u>Criminal</u>						
Capias	CA	1	2	2	1	1
Civil Violation	CV	7	4	9	6	3
Felony	F	7	23	23	9	14
Misdemeanor	M	16	42	44	19	25
Show Cause	SC	0	2	2	0	2
Criminal Total		31	73	80	35	45
<u>Traffic</u>						
Capias	CA	1	6	6	5	1
Felony	F	1	4	4	1	3
Infraction	I	242	112	267	230	37
Misdemeanor	M	21	51	51	23	28
Show Cause	SC	1	8	8	5	3
Traffic Total		266	181	336	264	72
<u>Civil</u>						
Abstract	AJ	1	0	1	1	-
Admin License	AL	1	1	3	2	1
Detinue	DT	1	0	1	1	-
Garnishment	GA	5	2	7	5	2
Protective Order	PO	1	0	1	1	-
Prelim Prot Order	PP	5	3	7	4	3
Tenants Assertion	TA	1	0	1	1	-
Unlawful Detainer	UD	4	5	6	3	3
Warrant in Debt	WD	17	18	23	15	8
Civil Total		36	29	50	33	17
Madison Totals		333	283	466	332	134



		<u>Filings</u>	<u>Hearings</u>	<u>Transactions</u>	<u>Concluded</u>	<u>Cont</u>
<u>Criminal</u>						
Capias	CA	1	2	2	1	1
Felony	F	11	15	15	4	11
Misdemeanor	M	28	48	48	18	30
Show Cause	SC	2	4	4	1	3
Criminal Total		42	69	69	24	45
<u>Traffic</u>						
Capias	CA	4	9	9	6	3
Felony	F	1	2	2	2	-
Infraction	I	180	111	219	183	35
Misdemeanor	M	24	57	57	27	30
Show Cause	SC	4	6	6	1	5
Traffic Total		213	185	293	219	73
<u>Civil</u>						
Admin License	AL	3	2	3	1	-
Garnishment	GA	8	0	8	8	-
Impoundment	IM	1	0	1	1	-
Other	OT	0	0	1	1	-
Protective Order	PO	2	0	3	3	-
Prelim Prot Order	PP	0	0	2	2	-
Unlawful Detainer	UD	3	1	3	2	1
Warrant in Debt	WD	22	25	30	17	13
Civil Total		39	28	51	35	14
Madison Totals		294	282	413	278	132



CASELOAD STATISTICS OF THE GENERAL DISTRICT COURTS


June 2018

Madison

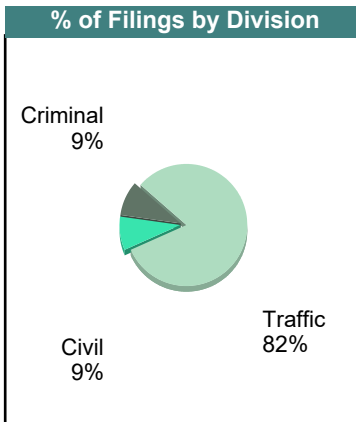
District: 16

		<u>Filings</u>	<u>Hearings</u>	<u>Transactions</u>	<u>Concluded</u>	<u>Cont</u>
<u>Criminal</u>						
Capias	CA	0	4	4	4	-
Civil Violation	CV	0	1	1	1	-
Felony	F	4	15	15	3	12
Misdemeanor	M	24	46	47	18	29
Show Cause	SC	2	12	12	7	5
Criminal Total		30	78	79	33	46
<u>Traffic</u>						
Capias	CA	4	7	7	0	7
Felony	F	1	2	2	0	2
Infraction	I	227	114	252	217	35
Misdemeanor	M	28	60	60	19	41
Show Cause	SC	1	7	7	4	3
Traffic Total		261	190	328	240	88
<u>Civil</u>						
Abstract	AJ	3	0	3	3	-
Admin License	AL	2	2	2	0	2
Detinue	DT	1	1	1	1	-
Garnishment	GA	3	1	6	5	1
Overweight	OC	2	0	2	2	-
Other	OT	3	1	3	2	1
Protective Order	PO	2	1	2	1	1
Prelim Prot Order	PP	1	2	2	0	2
Show Cause	SC	0	0	1	1	-
Unlawful Detainer	UD	4	5	5	3	2
Warrant in Debt	WD	7	9	11	6	5
Civil Total		28	22	38	24	14
Madison Totals		319	290	445	297	148

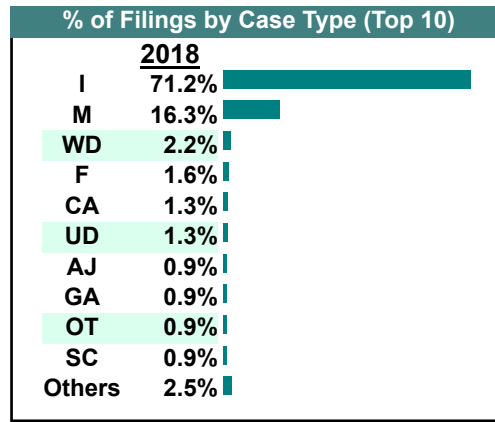
Calendared Filings with Top 12 Scheduled Times



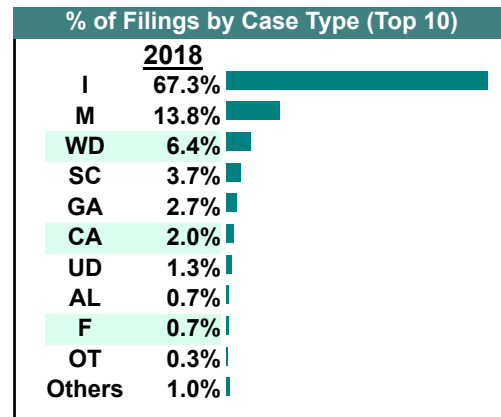
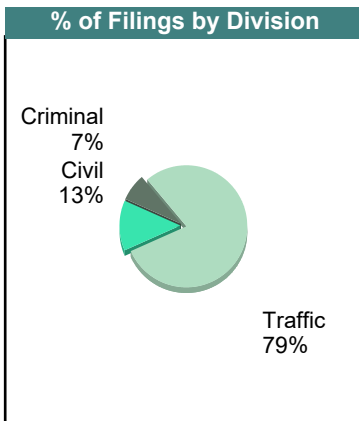
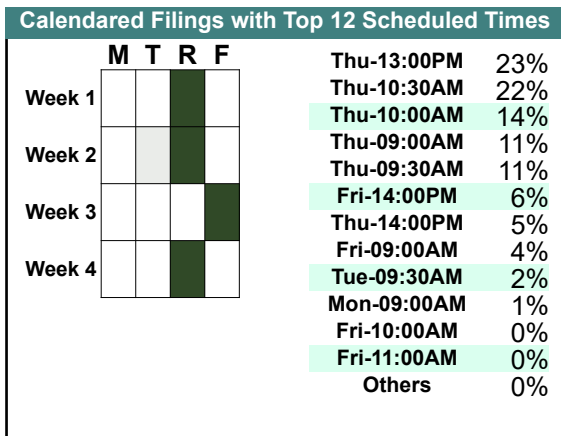
% of Filings by Division



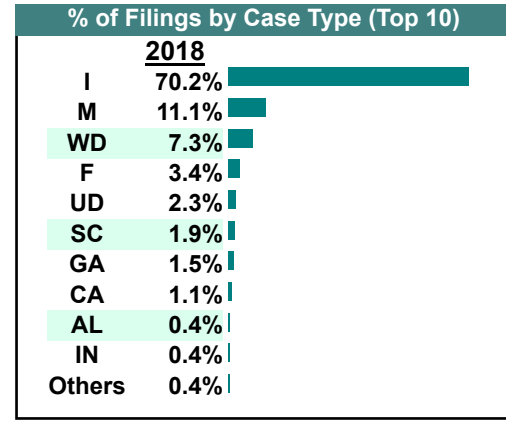
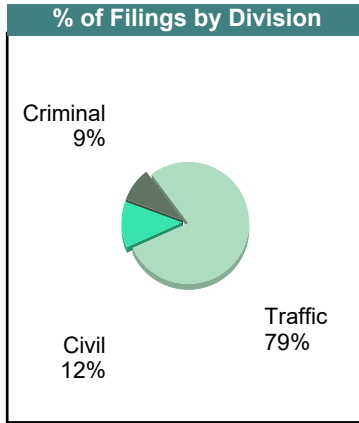
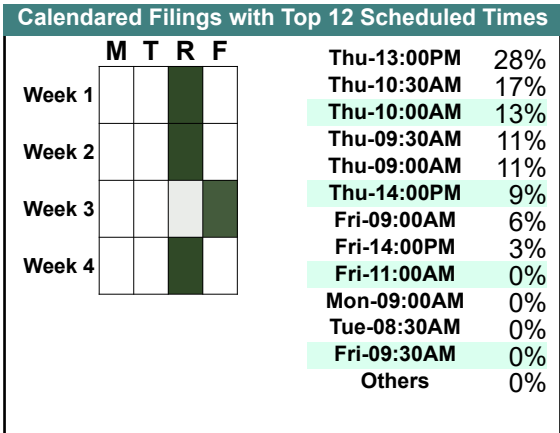
% of Filings by Case Type (Top 10)



		<u>Filings</u>	<u>Hearings</u>	<u>Transactions</u>	<u>Concluded</u>	<u>Cont</u>
<u>Criminal</u>						
Capias	CA	4	8	8	4	4
Felony	F	2	11	11	6	5
Misdemeanor	M	12	31	33	19	14
Show Cause	SC	3	5	5	3	2
Criminal Total		21	55	57	32	25
<u>Traffic</u>						
Capias	CA	2	4	4	1	3
Felony	F	0	3	3	2	1
Infraction	I	200	98	241	212	29
Misdemeanor	M	29	69	69	34	35
Show Cause	SC	5	6	6	0	6
Traffic Total		236	180	323	249	74
<u>Civil</u>						
Admin License	AL	2	0	2	2	-
Garnishment	GA	8	3	10	7	3
Other	OT	1	0	3	3	-
Protective Order	PO	1	0	1	1	-
Prelim Prot Order	PP	1	2	3	1	2
Show Cause	SC	3	1	3	2	1
Tenants Assertion	TA	1	1	2	1	1
Unlawful Detainer	UD	4	7	7	6	1
Warrant in Debt	WD	19	24	33	25	8
Civil Total		40	38	64	48	16
Madison Totals		297	273	444	329	115



		Filings	Hearings	Transactions	Concluded	Cont
<u>Criminal</u>						
Capias	CA	2	12	12	4	8
Civil Violation	CV	0	1	1	0	1
Felony	F	6	28	28	9	19
Misdemeanor	M	11	61	61	29	32
Show Cause	SC	5	10	10	1	9
Criminal Total		24	112	112	43	69
<u>Traffic</u>						
Capias	CA	1	6	6	3	3
Felony	F	3	7	7	2	5
Infraction	I	184	127	233	199	34
Misdemeanor	M	18	58	58	27	31
Show Cause	SC	0	1	1	0	1
Traffic Total		206	199	305	231	74
<u>Civil</u>						
Admin License	AL	1	0	1	1	-
Garnishment	GA	4	1	5	4	1
Interrogatory	IN	1	0	1	1	-
Other	OT	1	2	3	1	2
Unlawful Detainer	UD	6	8	9	5	4
Warrant in Debt	WD	19	27	59	47	12
Civil Total		32	38	78	59	19
Madison Totals		262	349	495	333	162



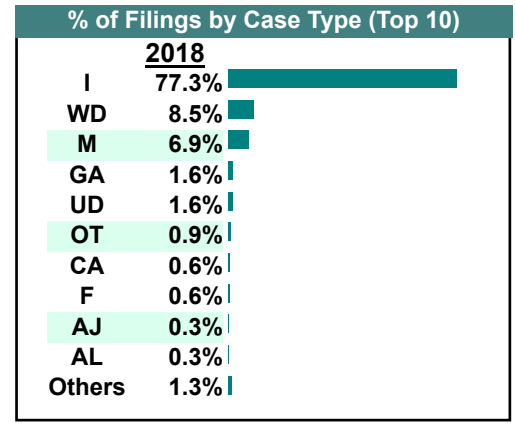
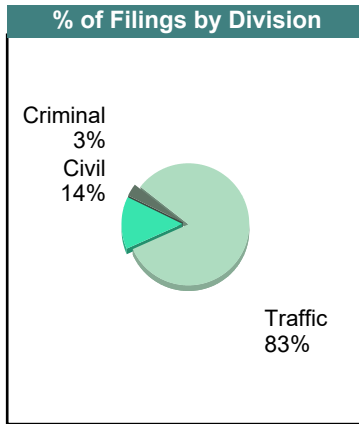
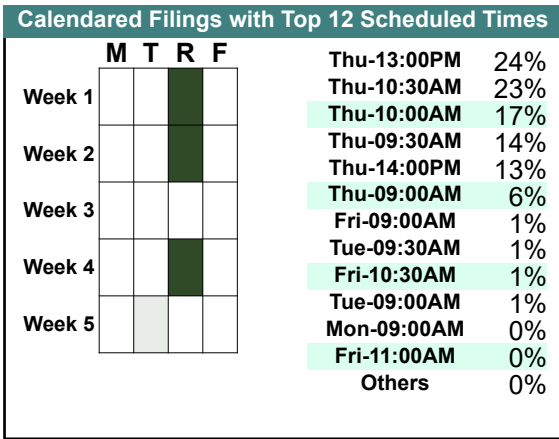
CASELOAD STATISTICS OF THE GENERAL DISTRICT COURTS

March 2018

Madison

District: 16

		<u>Filings</u>	<u>Hearings</u>	<u>Transactions</u>	<u>Concluded</u>	<u>Cont</u>
<u>Criminal</u>						
Capias	CA	1	8	8	3	5
Civil Violation	CV	0	1	1	1	-
Felony	F	1	5	5	2	3
Misdemeanor	M	8	42	42	17	25
Show Cause	SC	1	8	8	5	3
Criminal Total		11	64	64	28	36
<u>Traffic</u>						
Capias	CA	1	7	7	4	3
Felony	F	1	3	3	2	1
Infraction	I	245	115	280	225	55
Misdemeanor	M	14	63	63	24	39
Restricted O/L	RL	1	1	1	1	-
Show Cause	SC	0	1	1	1	-
Traffic Total		262	190	355	257	98
<u>Civil</u>						
Abstract	AJ	1	0	1	1	-
Admin License	AL	1	0	2	2	-
Garnishment	GA	5	2	5	3	2
Impoundment	IM	1	0	1	1	-
Other	OT	3	3	3	0	2
Protective Order	PO	1	0	1	1	-
Prelim Prot Order	PP	0	2	2	0	1
Unlawful Detainer	UD	5	4	5	4	1
Warrant in Debt	WD	27	42	47	21	26
Civil Total		44	53	67	33	32
Madison Totals		317	307	486	318	166



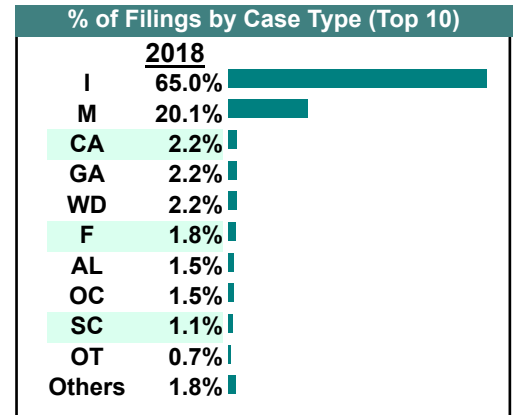
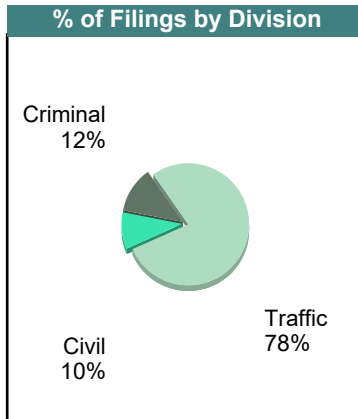
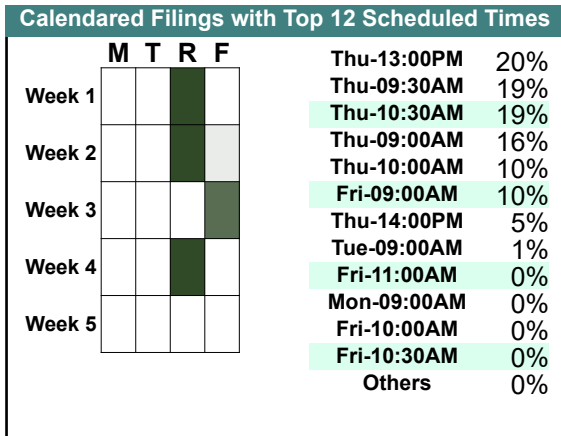
CASELOAD STATISTICS OF THE GENERAL DISTRICT COURTS

February 2018

Madison

District: 16

		<u>Filings</u>	<u>Hearings</u>	<u>Transactions</u>	<u>Concluded</u>	<u>Cont</u>
<u>Criminal</u>						
Capias	CA	5	10	10	3	7
Felony	F	5	22	22	9	13
Misdemeanor	M	22	56	56	19	37
Show Cause	SC	1	9	9	3	6
Criminal Total		33	97	97	34	63
<u>Traffic</u>						
Capias	CA	1	5	5	3	2
Infraction	I	178	92	208	179	29
Misdemeanor	M	33	66	66	27	39
Show Cause	SC	2	2	2	0	2
Traffic Total		214	165	281	209	72
<u>Civil</u>						
Abstract	AJ	1	0	1	1	-
Admin License	AL	4	1	4	3	1
Garnishment	GA	6	0	6	6	-
Impoundment	IM	1	0	1	1	-
Overweight	OC	4	0	4	4	-
Other	OT	2	0	2	2	-
Protective Order	PO	1	0	1	1	-
Prelim Prot Order	PP	1	1	2	1	1
Unlawful Detainer	UD	1	3	3	2	1
Warrant in Debt	WD	6	28	38	17	21
Civil Total		27	33	62	38	24
Madison Totals		274	295	440	281	159



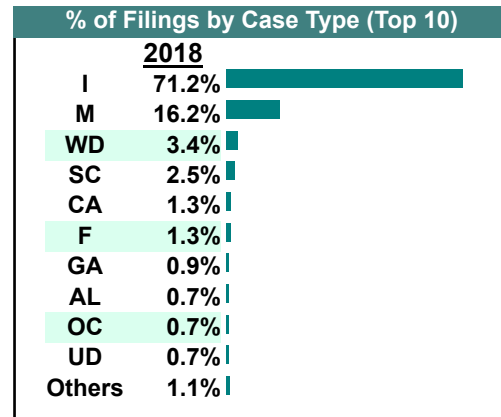
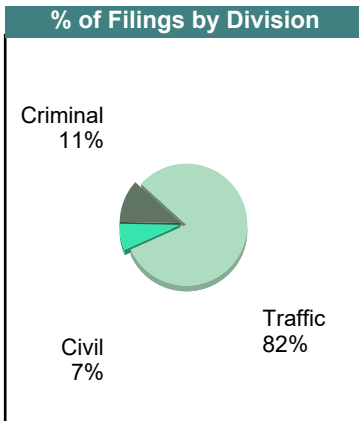
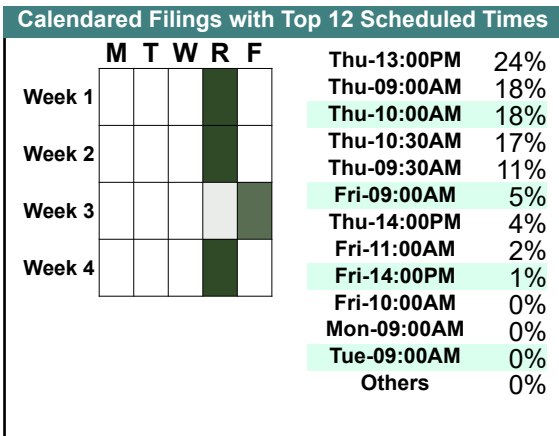
CASELOAD STATISTICS OF THE GENERAL DISTRICT COURTS

January 2018

Madison

District: 16

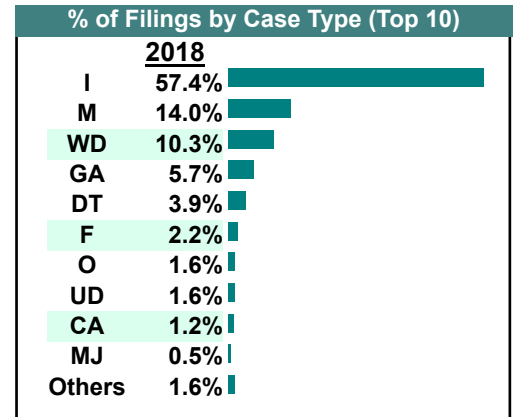
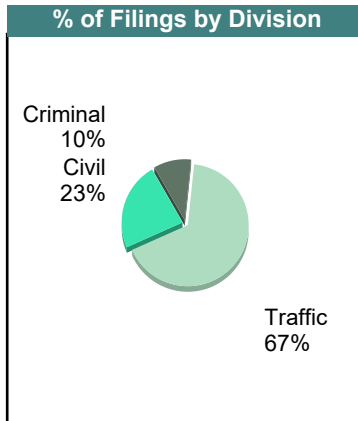
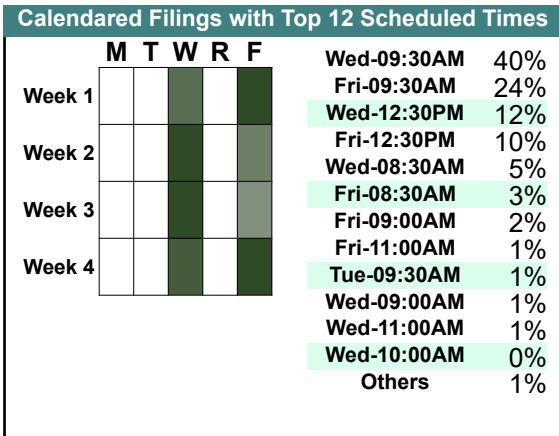
		<u>Filings</u>	<u>Hearings</u>	<u>Transactions</u>	<u>Concluded</u>	<u>Cont</u>
<u>Criminal</u>						
Capias	CA	4	9	9	3	6
Civil Violation	CV	2	2	2	0	2
Felony	F	6	24	24	3	21
Misdemeanor	M	30	69	71	29	42
Show Cause	SC	9	12	12	1	11
Criminal Total		51	116	118	36	82
<u>Traffic</u>						
Capias	CA	2	9	9	5	4
Infraction	I	317	167	368	331	37
Misdemeanor	M	42	84	84	40	44
Show Cause	SC	2	3	3	2	1
Traffic Total		363	263	464	378	86
<u>Civil</u>						
Admin License	AL	3	0	3	3	-
Bond Forfeiture	BF	0	0	1	1	-
Garnishment	GA	4	0	7	7	-
Impoundment	IM	1	0	1	1	-
Overweight	OC	3	0	3	3	-
Other	OT	1	1	2	1	1
Protective Order	PO	0	0	2	2	-
Prelim Prot Order	PP	1	2	4	2	2
Unlawful Detainer	UD	3	3	5	5	-
Warrant in Debt	WD	15	27	34	15	19
Civil Total		31	33	62	40	22
Madison Totals		445	412	644	454	190



CASELOAD STATISTICS OF THE GENERAL DISTRICT COURTS

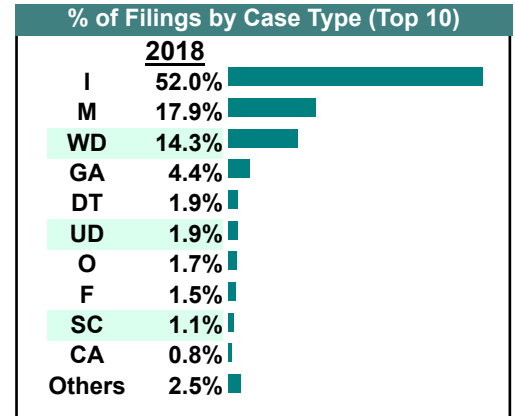
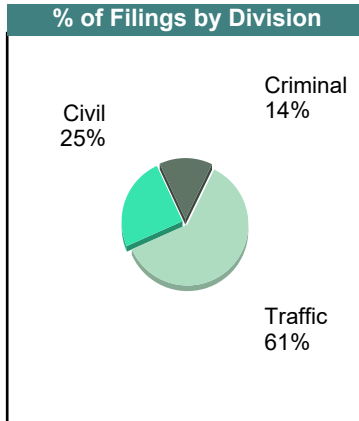
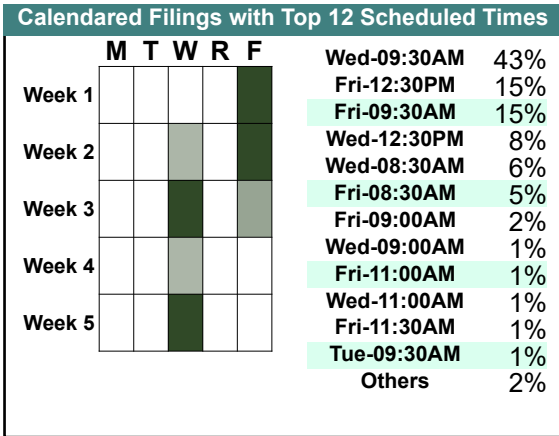
December 2018

		<u>Filings</u>	<u>Hearings</u>	<u>Transactions</u>	<u>Concluded</u>	<u>Cont</u>
<u>Criminal</u>						
Capias	CA	5	40	40	8	32
Civil Violation	CV	1	8	8	4	4
Felony	F	17	66	66	16	50
Misdemeanor	M	54	191	193	67	126
Show Cause	SC	1	11	11	6	5
Criminal Total		78	316	318	101	217
<u>Traffic</u>						
Capias	CA	4	15	15	3	12
Felony	F	0	3	3	2	1
Infraction	I	440	316	578	495	83
Misdemeanor	M	53	145	145	84	61
Other	O	12	14	19	18	1
Show Cause	SC	1	2	2	0	2
Traffic Total		510	495	762	602	160
<u>Civil</u>						
Abstract	AJ	1	0	1	1	-
Admin License	AL	2	0	2	2	-
Detinue	DT	30	23	35	25	10
Garnishment	GA	44	10	53	43	10
Impoundment	IM	2	0	2	2	-
Motion for Judgment	MJ	4	4	5	4	1
Protective Order	PO	1	1	1	0	1
Prelim Prot Order	PP	3	8	8	0	8
Show Cause	SC	0	0	1	1	-
Unlawful Detainer	UD	12	12	14	11	3
Warrant in Debt	WD	79	82	108	78	30
Civil Total		178	140	230	167	63
Orange Totals		766	951	1,310	870	440



November 2018

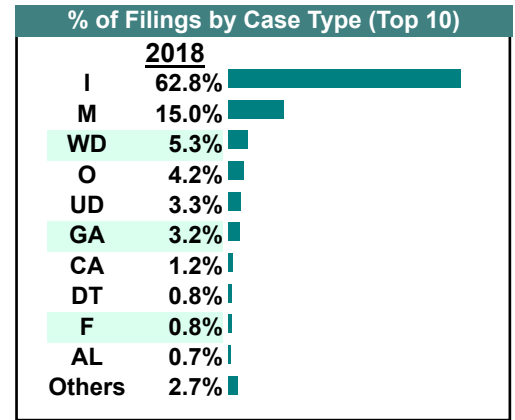
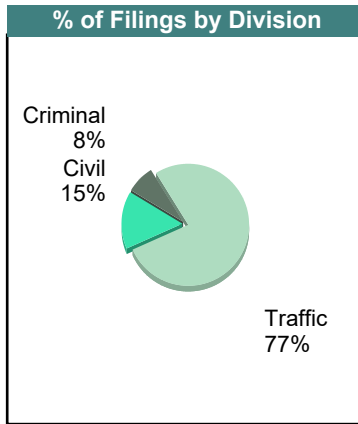
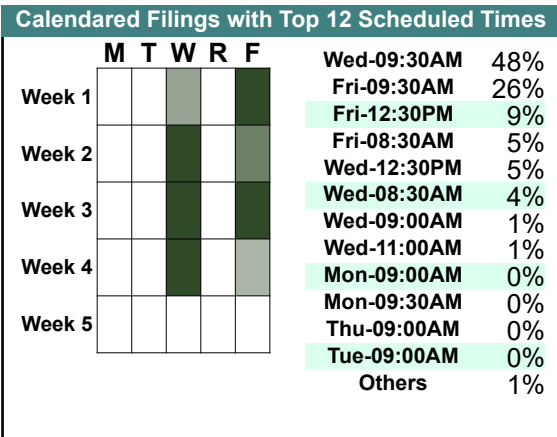
		Filings	Hearings	Transactions	Concluded	Cont
<u>Criminal</u>						
Capias	CA	3	7	7	3	4
Civil Violation	CV	2	6	6	0	6
Felony	F	7	43	43	7	36
Misdemeanor	M	58	116	121	42	79
Show Cause	SC	4	13	13	7	6
Criminal Total		74	185	190	59	131
<u>Traffic</u>						
Capias	CA	1	3	3	1	2
Felony	F	1	3	3	0	3
Infraction	I	273	196	358	292	66
Misdemeanor	M	36	71	71	46	25
Other	O	9	9	15	12	3
Show Cause	SC	1	2	2	2	-
Traffic Total		321	284	452	353	99
<u>Civil</u>						
Abstract	AJ	2	0	2	2	-
Admin License	AL	3	0	3	3	-
Counter Claim	CC	0	0	1	1	-
Detinue	DT	10	13	19	14	5
Garnishment	GA	23	2	25	23	2
Interrogatory	IN	0	0	1	1	-
Motion for Judgment	MJ	1	3	4	2	2
Protective Order	PO	4	3	6	3	3
Prelim Prot Order	PP	0	2	2	0	2
Restricted O/L	RL	1	0	1	1	-
Show Cause	SC	1	0	1	1	-
Unlawful Detainer	UD	10	11	15	13	2
Warrant in Debt	WD	75	88	113	61	52
Zoning Viol	ZO	0	0	1	1	-
Civil Total		130	122	194	126	68
Orange Totals		525	591	836	538	298



CASELOAD STATISTICS OF THE GENERAL DISTRICT COURTS

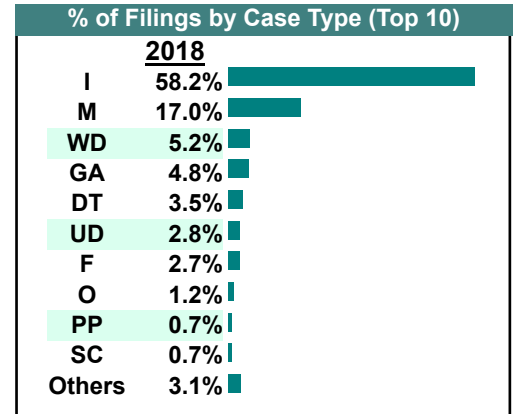
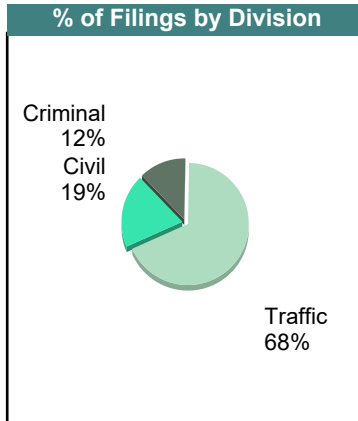
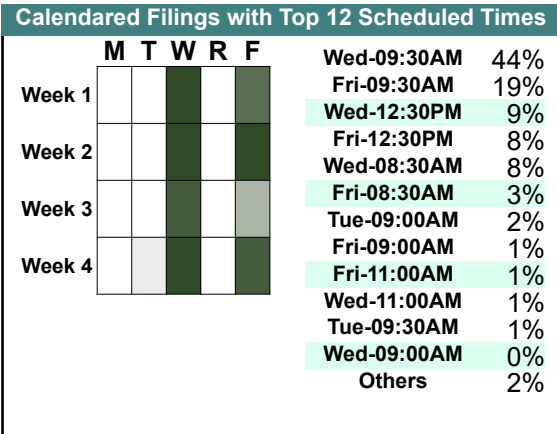
October 2018

		<u>Filings</u>	<u>Hearings</u>	<u>Transactions</u>	<u>Concluded</u>	<u>Cont</u>
<u>Criminal</u>						
Capias	CA	6	15	15	5	10
Civil Violation	CV	2	5	5	1	4
Felony	F	4	36	36	7	29
Misdemeanor	M	48	132	138	54	84
Show Cause	SC	4	8	8	2	6
Criminal Total		64	196	202	69	133
<u>Traffic</u>						
Capias	CA	4	7	7	2	5
Civil Violation	CV	0	1	1	1	-
Felony	F	3	9	9	3	6
Infraction	I	533	371	633	481	152
Misdemeanor	M	79	146	146	74	72
Other	O	36	17	38	29	9
Show Cause	SC	0	2	2	1	1
Traffic Total		655	553	836	591	245
<u>Civil</u>						
Abstract	AJ	1	0	1	1	-
Admin License	AL	6	0	6	6	-
Counter Claim	CC	1	2	2	0	2
Detinue	DT	7	17	20	5	15
Garnishment	GA	27	9	36	27	9
Impoundment	IM	4	0	4	4	-
Interrogatory	IN	4	4	5	1	4
Motion for Judgment	MJ	2	2	3	2	1
Protective Order	PO	2	0	3	3	-
Prelim Prot Order	PP	3	0	5	5	-
Show Cause	SC	0	0	1	1	-
Tenants Assertion	TA	0	1	2	1	1
Unlawful Detainer	UD	28	24	39	26	13
Warrant in Debt	WD	45	58	74	47	27
Civil Total		130	117	201	129	72
Orange Totals		849	866	1,239	789	450



September 2018

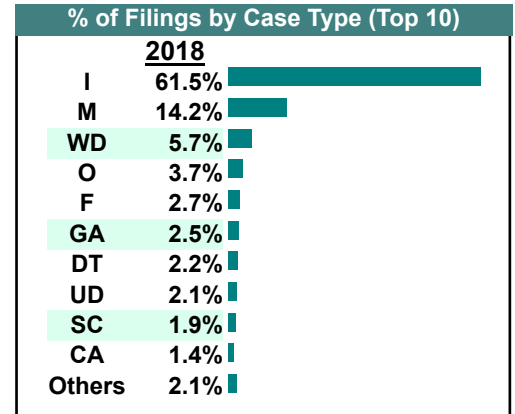
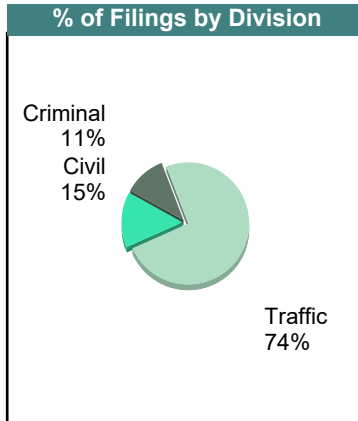
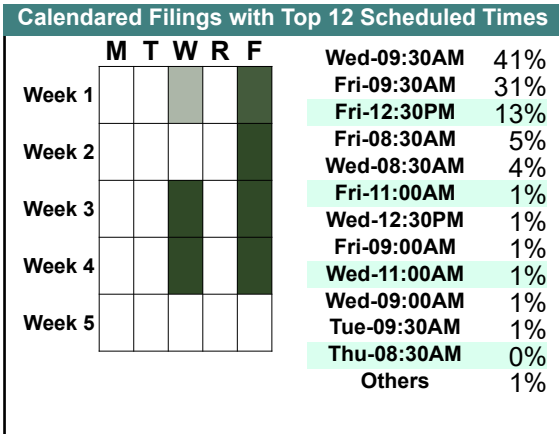
		<u>Filings</u>	<u>Hearings</u>	<u>Transactions</u>	<u>Concluded</u>	<u>Cont</u>
<u>Criminal</u>						
Capias	CA	5	15	15	3	12
Civil Violation	CV	2	5	5	2	3
Felony	F	22	71	71	14	57
Misdemeanor	M	69	168	170	57	113
Show Cause	SC	3	14	14	6	8
Criminal Total		101	273	275	82	193
<u>Traffic</u>						
Capias	CA	0	4	4	3	1
Civil Violation	CV	0	1	1	0	1
Felony	F	0	2	2	0	2
Infraction	I	472	299	563	471	92
Misdemeanor	M	69	133	133	62	71
Other	O	10	6	13	11	2
Show Cause	SC	2	6	6	3	3
Traffic Total		553	451	722	550	172
<u>Civil</u>						
Admin License	AL	4	0	4	4	-
Detinue	DT	28	26	36	25	11
Garnishment	GA	39	7	44	37	7
Impoundment	IM	4	0	4	4	-
Interrogatory	IN	0	1	4	3	1
Motion for Judgment	MJ	5	4	7	4	3
Protective Order	PO	3	2	3	3	-
Prelim Prot Order	PP	6	4	9	5	4
Show Cause	SC	1	1	1	0	1
Tenants Assertion	TA	1	1	1	0	1
Unlawful Detainer	UD	23	25	35	31	4
Warrant in Debt	WD	42	58	84	62	22
Zoning Viol	ZO	1	1	2	1	1
Civil Total		157	130	234	179	55
Orange Totals		811	854	1,231	811	420



CASELOAD STATISTICS OF THE GENERAL DISTRICT COURTS

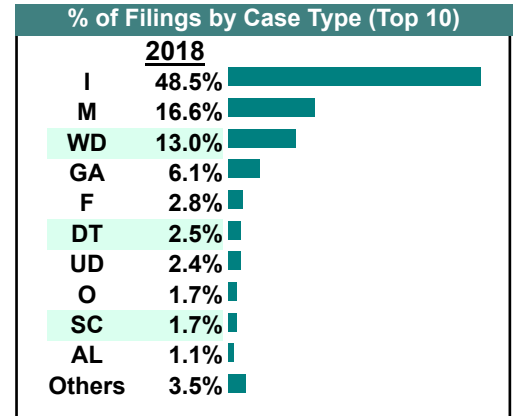
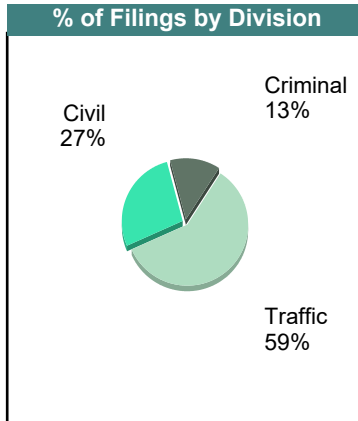
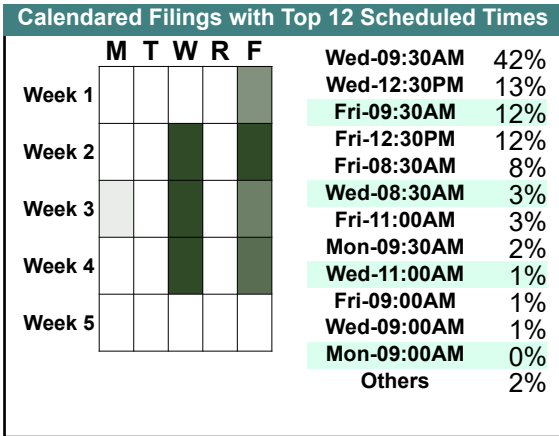
August 2018

		<u>Filings</u>	<u>Hearings</u>	<u>Transactions</u>	<u>Concluded</u>	<u>Cont</u>
<u>Criminal</u>						
Capias	CA	7	22	22	6	16
Civil Violation	CV	1	5	5	3	2
Felony	F	15	53	53	13	40
Misdemeanor	M	38	91	92	26	66
Show Cause	SC	9	18	18	6	12
Criminal Total		70	189	190	54	136
<u>Traffic</u>						
Capias	CA	2	4	4	1	3
Felony	F	2	5	5	3	2
Infraction	I	386	222	421	348	73
Misdemeanor	M	51	87	87	37	50
Other	O	23	8	23	19	4
Show Cause	SC	1	6	6	2	4
Traffic Total		465	332	546	410	136
<u>Civil</u>						
Abstract	AJ	1	1	1	1	-
Admin License	AL	2	0	2	2	-
Detinue	DT	14	14	17	14	3
Garnishment	GA	16	2	21	19	2
Impoundment	IM	2	0	2	2	-
Interrogatory	IN	3	2	5	3	2
Motion for Judgment	MJ	0	2	2	0	2
Protective Order	PO	1	0	1	1	-
Prelim Prot Order	PP	1	2	3	1	2
Petition-Restore Arms	PR	1	0	1	1	-
Show Cause	SC	2	0	2	2	-
Tenants Assertion	TA	1	0	2	2	-
Unlawful Detainer	UD	13	17	20	9	11
Warrant in Debt	WD	36	53	77	49	28
Civil Total		93	93	156	106	50
Orange Totals		628	614	892	570	322



July 2018

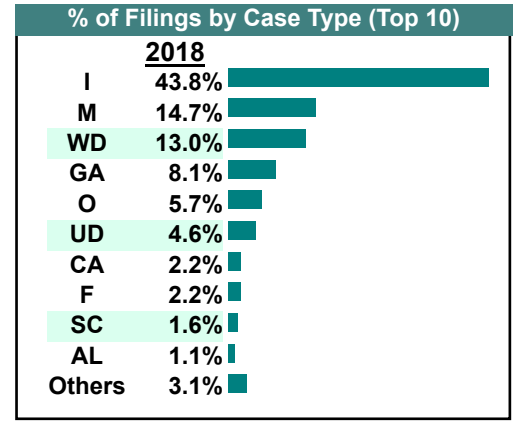
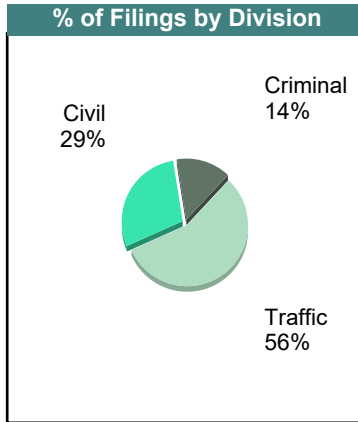
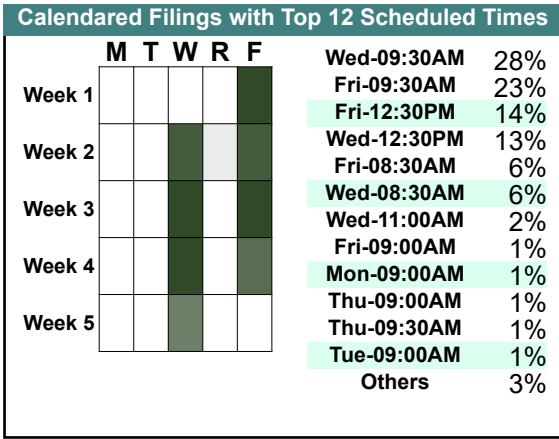
		Filings	Hearings	Transactions	Concluded	Cont
<u>Criminal</u>						
Capias	CA	3	17	17	6	11
Civil Violation	CV	3	6	6	2	4
Felony	F	15	53	53	21	32
Misdemeanor	M	58	144	149	54	95
Show Cause	SC	6	13	13	6	7
Criminal Total		85	233	238	89	149
<u>Traffic</u>						
Capias	CA	1	8	8	6	2
Civil Violation	CV	1	2	2	1	1
Felony	F	3	9	9	3	6
Infraction	I	309	223	392	328	64
Misdemeanor	M	48	109	109	52	57
Other	O	11	9	17	17	-
Show Cause	SC	4	9	9	6	3
Traffic Total		377	369	546	413	133
<u>Civil</u>						
Abstract	AJ	1	0	1	1	-
Admin License	AL	7	0	7	7	-
Detinue	DT	16	15	20	15	5
Garnishment	GA	39	8	46	38	8
Interrogatory	IN	2	2	2	0	2
Other	OT	1	0	1	1	-
Protective Order	PO	3	1	3	3	-
Prelim Prot Order	PP	4	3	7	5	2
Show Cause	SC	1	0	1	1	-
Tenants Assertion	TA	2	2	2	1	1
Unlawful Detainer	UD	15	22	25	13	12
Warrant in Debt	WD	83	83	107	70	37
Zoning Viol	ZO	1	2	2	0	2
Civil Total		175	138	224	155	69
Orange Totals		637	740	1,008	657	351



CASELOAD STATISTICS OF THE GENERAL DISTRICT COURTS

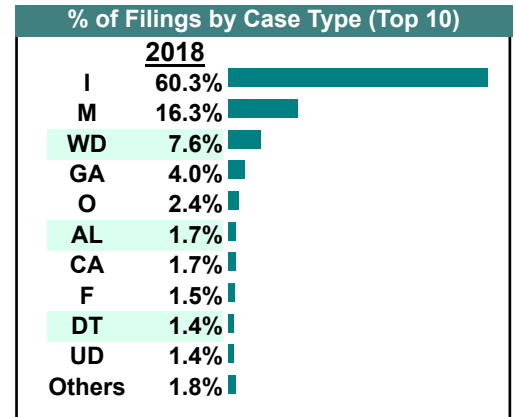
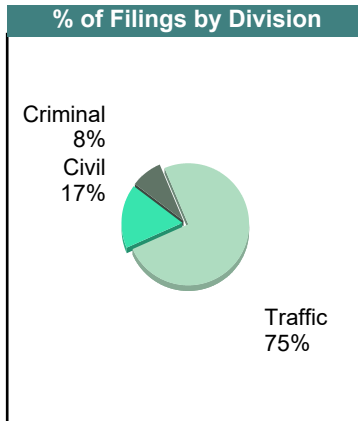
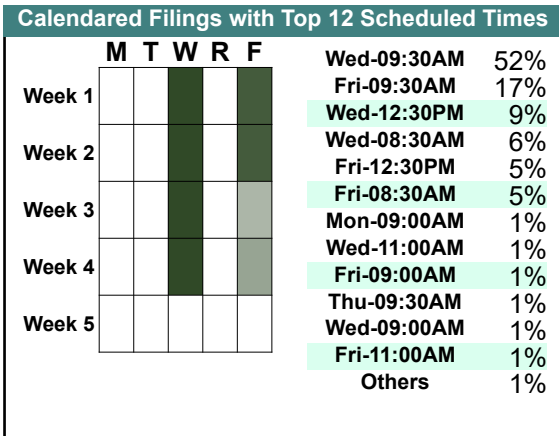
June 2018

		<u>Filings</u>	<u>Hearings</u>	<u>Transactions</u>	<u>Concluded</u>	<u>Cont</u>
<u>Criminal</u>						
Capias	CA	8	27	27	6	21
Civil Violation	CV	4	10	10	2	8
Felony	F	9	49	49	15	34
Misdemeanor	M	50	141	145	64	81
Show Cause	SC	7	10	10	1	9
Criminal Total		78	237	241	88	153
<u>Traffic</u>						
Capias	CA	4	20	20	6	14
Civil Violation	CV	0	1	1	0	1
Felony	F	3	12	12	4	8
Infraction	I	239	167	307	236	71
Misdemeanor	M	30	97	97	36	61
Other	O	31	15	33	29	4
Show Cause	SC	1	10	10	0	10
Traffic Total		308	322	480	311	169
<u>Civil</u>						
Admin License	AL	6	0	6	6	-
Detinue	DT	6	6	10	7	3
Garnishment	GA	44	5	52	47	5
Impoundment	IM	4	0	4	4	-
Interrogatory	IN	0	2	4	2	2
Prelim Prot Order	PP	3	3	4	1	3
Show Cause	SC	1	1	2	1	1
Unlawful Detainer	UD	25	25	39	26	13
Warrant in Debt	WD	71	88	117	75	42
Civil Total		160	130	238	169	69
Orange Totals		546	689	959	568	391



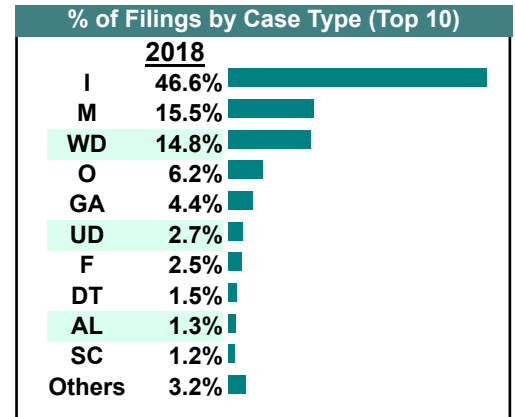
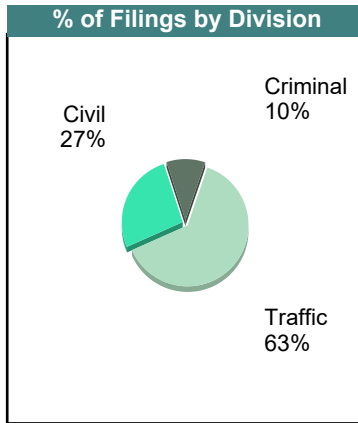
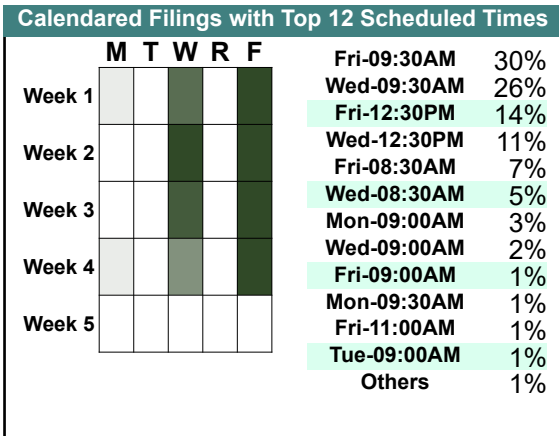
May 2018

		<u>Filings</u>	<u>Hearings</u>	<u>Transactions</u>	<u>Concluded</u>	<u>Cont</u>
<u>Criminal</u>						
Capias	CA	5	17	17	5	12
Civil Violation	CV	1	5	5	0	5
Felony	F	7	50	50	11	39
Misdemeanor	M	38	169	173	56	117
Show Cause	SC	3	11	11	6	5
Criminal Total		54	252	256	78	178
<u>Traffic</u>						
Capias	CA	6	13	13	3	10
Civil Violation	CV	0	1	1	0	1
Felony	F	3	11	11	2	9
Infraction	I	397	307	473	383	90
Misdemeanor	M	69	150	150	74	76
Other	O	16	15	21	17	4
Show Cause	SC	1	7	7	3	4
Traffic Total		492	504	676	482	194
<u>Civil</u>						
Admin License	AL	11	0	11	11	-
Detinue	DT	9	8	13	8	5
Garnishment	GA	26	4	30	26	4
Impoundment	IM	3	0	3	3	-
Interrogatory	IN	1	0	1	1	-
Protective Order	PO	1	1	1	1	-
Prelim Prot Order	PP	1	1	2	2	-
Show Cause	SC	1	1	1	0	1
Unlawful Detainer	UD	9	15	15	9	6
Warrant in Debt	WD	50	53	68	40	28
Civil Total		112	83	145	101	44
Orange Totals		658	839	1,077	661	416



April 2018

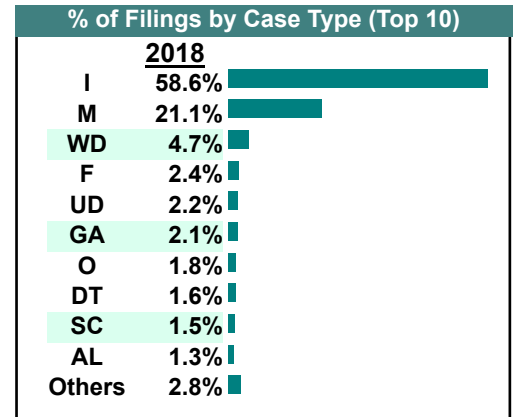
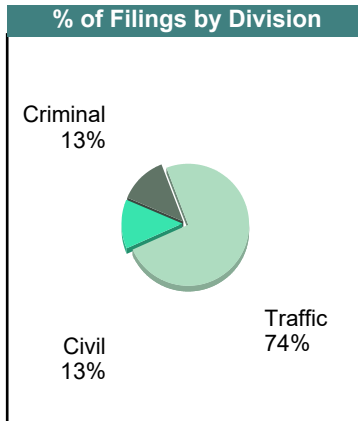
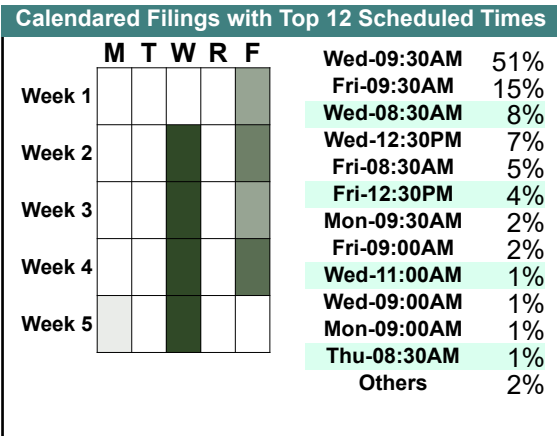
		<u>Filings</u>	<u>Hearings</u>	<u>Transactions</u>	<u>Concluded</u>	<u>Cont</u>
<u>Criminal</u>						
Capias	CA	3	12	12	3	9
Civil Violation	CV	1	5	5	3	2
Felony	F	12	54	54	16	38
Misdemeanor	M	41	140	141	53	88
Show Cause	SC	3	7	7	4	3
Criminal Total		60	218	219	79	140
<u>Traffic</u>						
Capias	CA	3	5	5	2	3
Civil Violation	CV	1	1	1	0	1
Felony	F	3	8	8	1	7
Infraction	I	277	236	402	336	66
Misdemeanor	M	51	110	110	44	66
Other	O	37	17	41	37	4
Show Cause	SC	3	13	13	5	8
Traffic Total		375	390	580	425	155
<u>Civil</u>						
Admin License	AL	8	0	8	8	-
Detinue	DT	9	9	25	21	4
Garnishment	GA	26	8	31	23	8
Impoundment	IM	1	0	1	1	-
Interrogatory	IN	6	4	8	4	4
Protective Order	PO	2	2	2	1	1
Prelim Prot Order	PP	2	4	4	0	4
Show Cause	SC	1	0	2	2	-
Unlawful Detainer	UD	16	15	21	13	8
Warrant in Debt	WD	88	96	118	79	39
Civil Total		159	138	220	152	68
Orange Totals		594	746	1,019	656	363



CASELOAD STATISTICS OF THE GENERAL DISTRICT COURTS

March 2018

		<u>Filings</u>	<u>Hearings</u>	<u>Transactions</u>	<u>Concluded</u>	<u>Cont</u>
<u>Criminal</u>						
Capias	CA	6	21	21	7	14
Civil Violation	CV	3	8	8	3	5
Felony	F	12	73	73	26	47
Misdemeanor	M	63	192	194	58	136
Show Cause	SC	3	19	19	10	9
Criminal Total		87	313	315	104	211
<u>Traffic</u>						
Capias	CA	3	10	10	4	6
Felony	F	4	9	9	2	7
Infraction	I	398	301	482	350	132
Misdemeanor	M	80	134	134	57	77
Other	O	12	9	22	18	4
Show Cause	SC	6	10	10	4	6
Traffic Total		503	473	667	435	232
<u>Civil</u>						
Admin License	AL	9	0	9	9	-
Animal Violation	AV	0	0	1	1	-
Detinue	DT	11	17	26	21	5
Garnishment	GA	14	4	17	13	4
Impoundment	IM	1	0	1	1	-
Interrogatory	IN	1	2	3	1	2
Motion for Judgment	MJ	2	2	2	0	2
Other	OT	1	1	2	1	1
Protective Order	PO	1	0	1	1	-
Prelim Prot Order	PP	1	0	2	2	-
Show Cause	SC	1	1	2	1	1
Unlawful Detainer	UD	15	8	19	17	2
Warrant in Debt	WD	32	36	57	38	19
Civil Total		89	71	142	106	36
Orange Totals		679	857	1,124	645	479



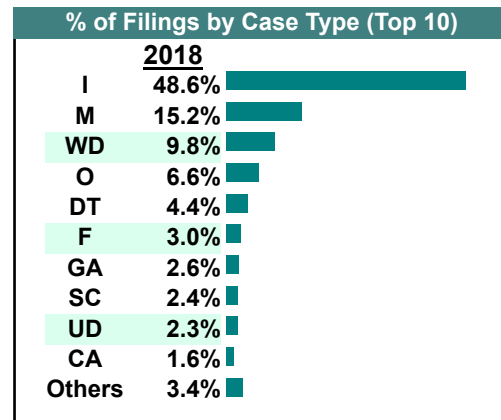
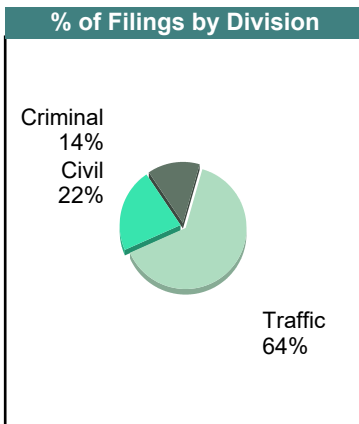
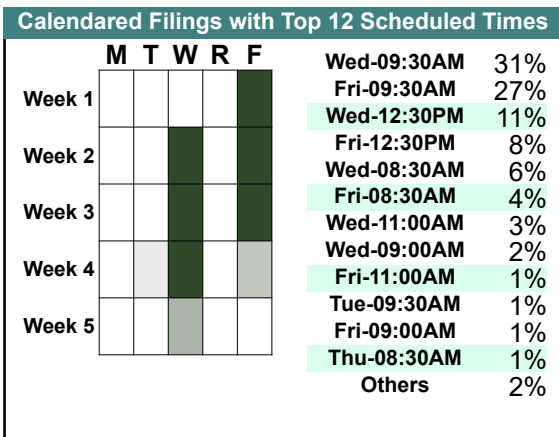
CASELOAD STATISTICS OF THE GENERAL DISTRICT COURTS

February 2018

Orange

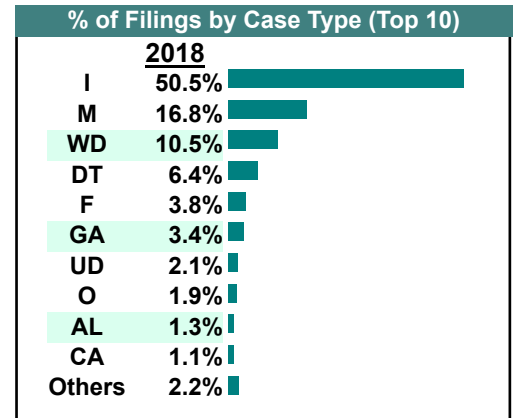
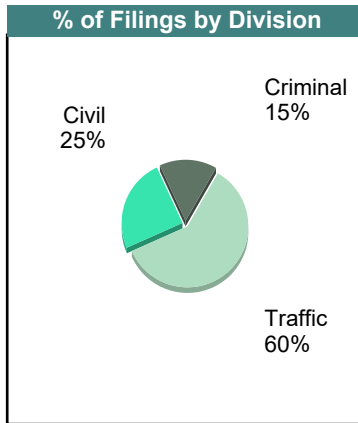
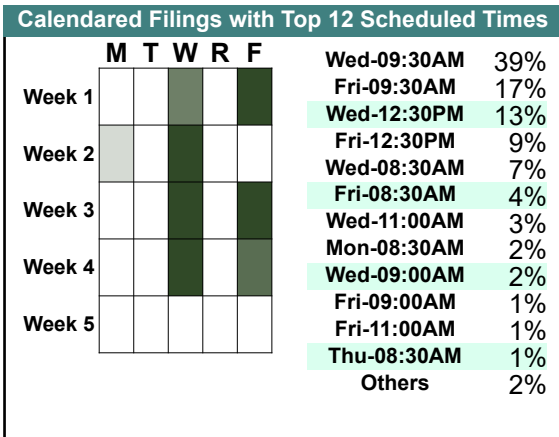
District: 16

		<u>Filings</u>	<u>Hearings</u>	<u>Transactions</u>	<u>Concluded</u>	<u>Cont</u>
<u>Criminal</u>						
Capias	CA	8	18	18	9	9
Civil Violation	CV	4	6	6	3	3
Felony	F	21	75	75	16	59
Misdemeanor	M	58	170	170	67	103
Other	O	1	3	3	1	2
Show Cause	SC	13	23	23	6	17
Criminal Total		105	295	295	102	193
<u>Traffic</u>						
Capias	CA	3	8	8	3	5
Felony	F	2	6	6	2	4
Infraction	I	367	301	473	391	82
Misdemeanor	M	57	117	117	58	59
Other	O	49	27	57	46	11
Show Cause	SC	4	8	8	4	4
Traffic Total		482	467	669	504	165
<u>Civil</u>						
Abstract	AJ	2	0	2	2	-
Admin License	AL	8	0	8	8	-
Animal Violation	AV	1	2	2	0	2
Capias	CA	1	0	1	1	-
Detinue	DT	33	27	39	20	19
Garnishment	GA	20	4	25	21	4
Impoundment	IM	3	0	3	3	-
Interrogatory	IN	2	2	3	1	2
Other	OT	1	1	1	1	-
Protective Order	PO	4	0	4	4	-
Prelim Prot Order	PP	1	0	1	1	-
Show Cause	SC	1	1	1	0	1
Unlawful Detainer	UD	17	10	18	13	5
Warrant in Debt	WD	74	87	111	76	35
Civil Total		168	134	219	151	68
Orange Totals		755	896	1,183	757	426



January 2018

		<u>Filings</u>	<u>Hearings</u>	<u>Transactions</u>	<u>Concluded</u>	<u>Cont</u>
<u>Criminal</u>						
Capias	CA	5	15	15	7	8
Civil Violation	CV	1	2	2	0	2
Felony	F	23	92	92	30	62
Misdemeanor	M	65	174	177	69	108
Show Cause	SC	2	6	6	2	4
Criminal Total		96	289	292	108	184
<u>Traffic</u>						
Capias	CA	2	5	5	2	3
Civil Violation	CV	1	1	1	1	-
Felony	F	1	7	7	3	4
Infraction	I	316	225	385	307	78
Misdemeanor	M	40	91	91	48	43
Other	O	12	12	18	14	4
Show Cause	SC	3	5	5	3	2
Traffic Total		375	346	512	378	134
<u>Civil</u>						
Abstract	AJ	1	0	1	1	-
Admin License	AL	8	0	8	8	-
Detinue	DT	40	32	50	36	14
Garnishment	GA	21	6	33	27	6
Impoundment	IM	2	0	2	2	-
Interrogatory	IN	1	1	1	0	1
Other	OT	1	1	1	1	-
Prelim Prot Order	PP	2	3	3	0	3
Show Cause	SC	0	2	4	2	2
Unlawful Detainer	UD	13	12	17	15	2
Warrant in Debt	WD	66	69	102	69	33
Civil Total		155	126	222	161	61
Orange Totals		626	761	1,026	647	379



Filings by Court & Division

	Albemarle	Charlottes ville	Culpeper	Fluvanna	Goochlan d	Greene	Louisa	Madison	Orange	Total	
C	Misdemeanor	1,642 23%	1,342 19%	1,043 15%	374 5%	442 6%	501 7%	865 12%	235 3%	640 9%	7,084
	Felony	749 26%	511 18%	556 20%	96 3%	126 4%	222 8%	331 12%	78 3%	164 6%	2,833
	Show Cause	176 18%	138 14%	202 20%	156 16%	70 7%	46 5%	114 11%	38 4%	58 6%	998
	Capias	127 13%	195 21%	316 33%	30 3%	47 5%	28 3%	114 12%	25 3%	64 7%	946
	Civil Violation	37 19%	26 13%	7 4%	12 6%	29 15%	10 5%	40 20%	13 7%	25 13%	199
	Motion	- 0%	- 0%	1 11%	6 67%	1 11%	- 0%	1 11%	- 0%	- 0%	9
	Other	- 0%	- 0%	- 0%	- 0%	- 0%	- 0%	- 0%	- 0%	1 100%	1
	Total	2,731 23%	2,212 18%	2,125 18%	674 6%	715 6%	807 7%	1,465 12%	389 3%	952 8%	12,070
T	Infraction	11,739 29%	3,823 9%	5,928 15%	2,178 5%	3,743 9%	3,123 8%	3,270 8%	2,419 6%	4,407 11%	40,630
	Misdemeanor	1,775 23%	859 11%	1,675 21%	478 6%	925 12%	353 4%	854 11%	305 4%	663 8%	7,887
	Show Cause	10 2%	48 8%	304 49%	153 25%	15 2%	6 1%	33 5%	21 3%	27 4%	617
	Capias	113 21%	175 32%	82 15%	39 7%	21 4%	19 3%	40 7%	27 5%	33 6%	549
	Other	- 0%	4 2%	- 0%	1 0%	- 0%	- 0%	- 0%	- 0%	258 98%	263
	Felony	55 28%	20 10%	43 22%	12 6%	9 5%	11 6%	12 6%	8 4%	25 13%	195
	Civil Violation	3 10%	1 3%	21 70%	- 0%	1 3%	1 3%	- 0%	- 0%	3 10%	30
	Restricted O/L	- 0%	- 0%	5 63%	1 13%	- 0%	- 0%	- 0%	2 25%	- 0%	8
	Motion	- 0%	- 0%	1 50%	- 0%	1 50%	- 0%	- 0%	- 0%	- 0%	2
	Total	13,695 27%	4,930 10%	8,059 16%	2,862 6%	4,715 9%	3,513 7%	4,209 8%	2,782 6%	5,416 11%	50,181
V	Warrant in Debt	4,638 38%	3,607 30%	1,088 9%	322 3%	307 3%	373 3%	880 7%	250 2%	741 6%	12,206
	Garnishment	3,161 41%	2,666 35%	647 8%	155 2%	131 2%	230 3%	284 4%	76 1%	339 4%	7,689
	Unlawful Detainer	1,140 39%	510 18%	507 17%	43 1%	70 2%	73 3%	325 11%	41 1%	196 7%	2,905
	Detinue	292 39%	5 1%	224 30%	3 0%	4 1%	3 0%	4 1%	4 1%	213 28%	752
	Admin License	161 26%	80 13%	74 12%	59 10%	77 13%	23 4%	36 6%	29 5%	74 12%	613

	Albemarle	Charlottes ville	Culpeper	Fluvanna	Goochlan d	Greene	Louisa	Madison	Orange	Total
V Interrogatory	100	169	71	10	10	26	11	2	20	419
	24%	40%	17%	2%	2%	6%	3%	0%	5%	
Prelim Prot Order	78	82	39	21	10	12	31	13	27	313
	25%	26%	12%	7%	3%	4%	10%	4%	9%	
Other	62	72	50	21	12	7	15	12	4	255
	24%	28%	20%	8%	5%	3%	6%	5%	2%	
Impoundment	-	5	44	43	30	15	38	5	26	206
	0%	2%	21%	21%	15%	7%	18%	2%	13%	
Protective Order	12	68	35	14	16	6	19	11	22	203
	6%	33%	17%	7%	8%	3%	9%	5%	11%	
Abstract	83	21	15	-	-	1	13	11	9	153
	54%	14%	10%	0%	0%	1%	8%	7%	6%	
Show Cause	8	46	25	12	12	7	3	3	10	126
	6%	37%	20%	10%	10%	6%	2%	2%	8%	
Motion for Judgment	-	29	14	4	8	8	13	-	14	90
	0%	32%	16%	4%	9%	9%	14%	0%	16%	
Bond Forfeiture	-	2	25	-	-	1	1	-	-	29
	0%	7%	86%	0%	0%	3%	3%	0%	0%	
Overweight	-	-	9	-	8	-	-	9	-	26
	0%	0%	35%	0%	31%	0%	0%	35%	0%	
Tenants Assertion	-	6	1	-	2	3	-	2	4	18
	0%	33%	6%	0%	11%	17%	0%	11%	22%	
Counter Claim	4	5	3	-	-	1	3	-	1	17
	24%	29%	18%	0%	0%	6%	18%	0%	6%	
Zoning Viol	6	-	-	-	-	-	-	2	2	10
	60%	0%	0%	0%	0%	0%	0%	20%	20%	
Capias	-	3	3	-	2	-	-	-	1	9
	0%	33%	33%	0%	22%	0%	0%	0%	11%	
Petition-Restore Arms	-	-	3	-	-	-	-	-	1	4
	0%	0%	75%	0%	0%	0%	0%	0%	25%	
Restricted O/L	-	-	-	-	-	-	1	-	1	2
	0%	0%	0%	0%	0%	0%	50%	0%	50%	
Animal Violation	-	-	-	-	-	-	-	-	1	1
	0%	0%	0%	0%	0%	0%	0%	0%	100%	
Third Party Claim	1	-	-	-	-	-	-	-	-	1
	100%	0%	0%	0%	0%	0%	0%	0%	0%	
<hr/>										
Total	9,746	7,376	2,877	707	699	789	1,677	470	1,706	26,047
	37%	28%	11%	3%	3%	3%	6%	2%	7%	
<hr/>										
Total	26,172	14,518	13,061	4,243	6,129	5,109	7,351	3,641	8,074	88,298
	30%	16%	15%	5%	7%	6%	8%	4%	9%	

CASELOAD STATISTICS OF THE GENERAL DISTRICT COURTS

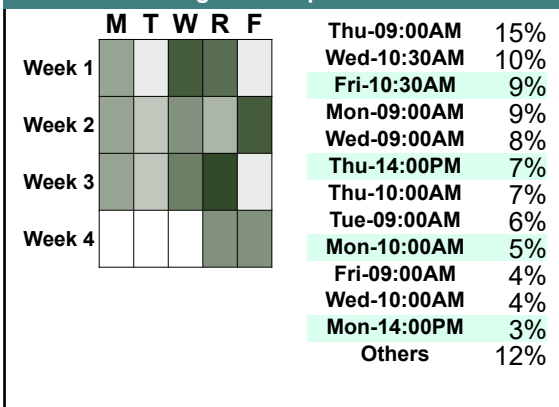
December 2018

Arlington

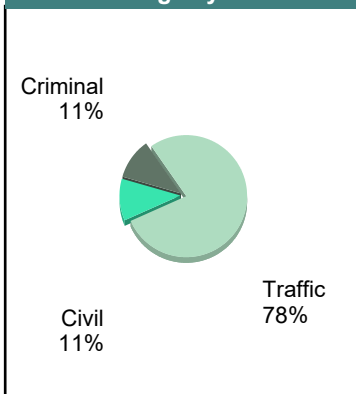
District: 17

		<u>Filings</u>	<u>Hearings</u>	<u>Transactions</u>	<u>Concluded</u>	<u>Cont</u>
<u>Criminal</u>						
Capias	CA	39	121	121	36	85
Felony	F	151	499	524	158	366
Misdemeanor	M	291	790	804	294	510
Show Cause	SC	10	35	35	17	18
Criminal Total		491	1,445	1,484	505	979
<u>Traffic</u>						
Capias	CA	22	58	58	23	35
Civil Violation	CV	15	34	34	3	30
Felony	F	5	25	26	5	21
Infraction	I	2,984	2,114	3,404	2,945	459
Misdemeanor	M	417	801	801	416	385
Other	O	57	78	79	63	16
Show Cause	SC	4	23	23	5	18
Traffic Total		3,504	3,133	4,425	3,460	964
<u>Civil</u>						
Admin License	AL	28	0	28	28	-
Bond Forfeiture	BF	4	6	8	4	4
Counter Claim	CC	1	1	2	1	1
Garnishment	GA	66	21	81	60	21
Interrogatory	IN	5	5	6	1	5
Motion for Judgment	MJ	2	2	2	0	2
Overweight	OC	3	3	3	0	3
Other	OT	10	5	13	8	5
Protective Order	PO	2	8	12	4	6
Prelim Prot Order	PP	10	11	23	12	9
Show Cause	SC	1	0	2	2	-
Tenants Assertion	TA	2	2	3	1	2
Unlawful Detainer	UD	171	107	203	166	37
Warrant in Debt	WD	193	213	306	200	105
Civil Total		498	384	692	487	200
Arlington Totals		4,493	4,962	6,601	4,452	2,143

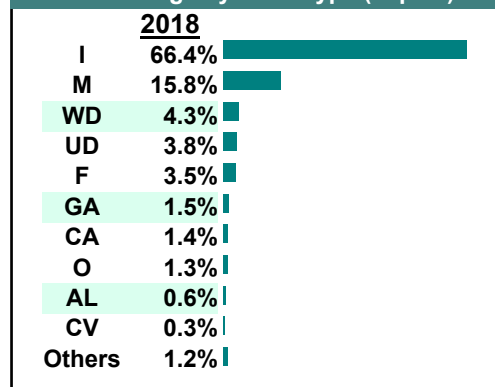
Calendared Filings with Top 12 Scheduled Times



% of Filings by Division



% of Filings by Case Type (Top 10)



CASELOAD STATISTICS OF THE GENERAL DISTRICT COURTS

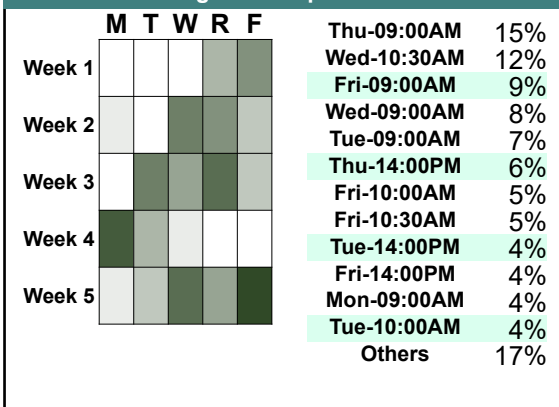
November 2018

Arlington

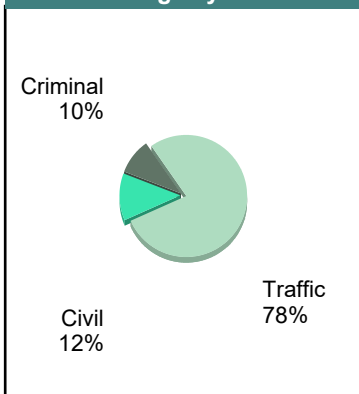
District: 17

		<u>Filings</u>	<u>Hearings</u>	<u>Transactions</u>	<u>Concluded</u>	<u>Cont</u>
<u>Criminal</u>						
Capias	CA	29	100	100	31	69
Felony	F	140	540	567	137	430
Misdemeanor	M	252	773	790	261	529
Show Cause	SC	3	20	20	4	16
Criminal Total		424	1,433	1,477	433	1,044
<u>Traffic</u>						
Capias	CA	21	64	64	27	37
Civil Violation	CV	9	34	34	8	26
Felony	F	10	25	29	5	24
Infraction	I	2,907	2,141	3,370	2,884	486
Misdemeanor	M	435	845	846	455	391
Other	O	93	148	149	111	38
Show Cause	SC	2	9	9	3	6
Traffic Total		3,477	3,266	4,501	3,493	1,008
<u>Civil</u>						
Admin License	AL	20	0	20	20	-
Bond Forfeiture	BF	2	4	7	6	1
Counter Claim	CC	4	8	11	4	7
Garnishment	GA	67	13	84	71	12
Interrogatory	IN	4	5	17	12	5
Motion for Judgment	MJ	27	33	44	41	3
Overweight	OC	3	1	4	3	-
Other	OT	10	5	10	5	3
Protective Order	PO	4	5	8	3	5
Prelim Prot Order	PP	2	5	6	1	5
Show Cause	SC	5	3	8	5	3
Tenants Assertion	TA	1	2	3	2	1
Unlawful Detainer	UD	166	112	206	172	34
Warrant in Debt	WD	239	267	379	257	122
Civil Total		554	463	807	602	201
Arlington Totals		4,455	5,162	6,785	4,528	2,253


Calendared Filings with Top 12 Scheduled Times



% of Filings by Division



% of Filings by Case Type (Top 10)



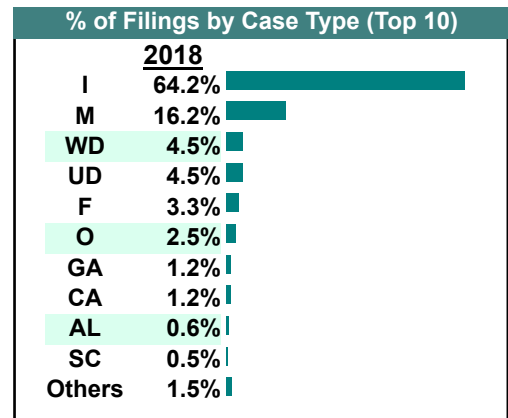
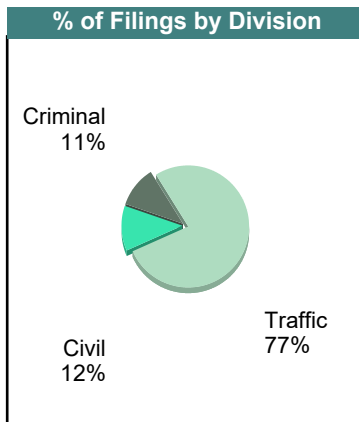
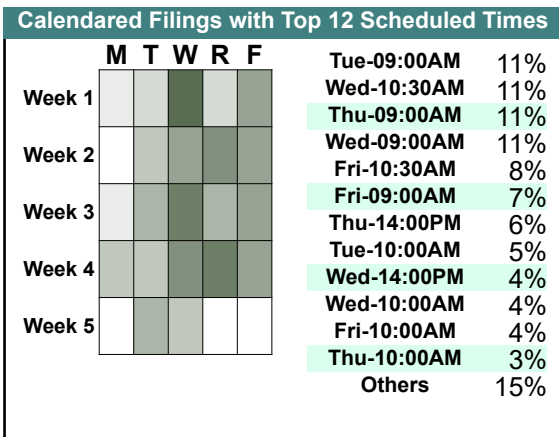
CASELOAD STATISTICS OF THE GENERAL DISTRICT COURTS

October 2018

Arlington

District: 17

		<u>Filings</u>	<u>Hearings</u>	<u>Transactions</u>	<u>Concluded</u>	<u>Cont</u>
<u>Criminal</u>						
Capias	CA	37	114	114	30	84
Civil Violation	CV	1	3	3	2	1
Felony	F	158	596	626	137	489
Misdemeanor	M	318	859	875	314	561
Other	O	1	1	1	1	-
Show Cause	SC	16	35	35	11	24
Criminal Total		531	1,608	1,654	495	1,159
<u>Traffic</u>						
Capias	CA	22	81	81	30	51
Civil Violation	CV	6	25	25	8	17
Felony	F	8	37	39	9	30
Infraction	I	3,193	2,208	3,699	3,280	419
Misdemeanor	M	486	951	952	537	415
Other	O	123	167	168	112	56
Show Cause	SC	9	23	23	11	12
Traffic Total		3,847	3,492	4,987	3,987	1,000
<u>Civil</u>						
Admin License	AL	28	0	28	28	-
Bond Forfeiture	BF	4	6	11	8	3
Counter Claim	CC	7	11	11	2	9
Garnishment	GA	60	17	76	59	16
Interrogatory	IN	7	8	15	7	8
Motion for Judgment	MJ	23	25	49	41	8
Overweight	OC	3	1	3	2	1
Other	OT	10	6	13	11	2
Protective Order	PO	5	5	13	8	5
Prelim Prot Order	PP	5	10	14	4	10
Show Cause	SC	0	0	1	1	-
Tenants Assertion	TA	2	4	5	1	4
Unlawful Detainer	UD	222	137	271	221	50
Warrant in Debt	WD	223	268	380	232	147
Civil Total		599	498	890	625	263
Arlington Totals		4,977	5,598	7,531	5,107	2,422



CASELOAD STATISTICS OF THE GENERAL DISTRICT COURTS

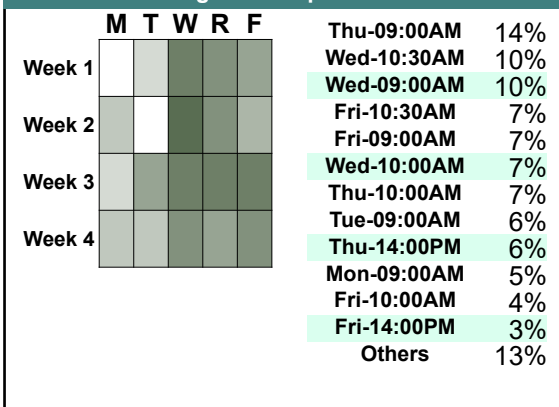
September 2018

Arlington

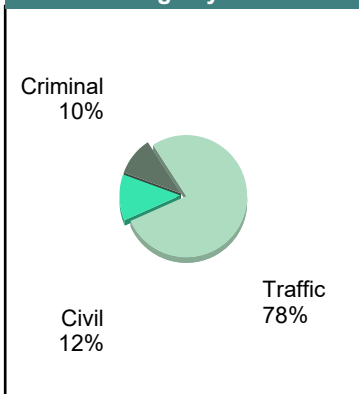
District: 17

		<u>Filings</u>	<u>Hearings</u>	<u>Transactions</u>	<u>Concluded</u>	<u>Cont</u>
<u>Criminal</u>						
Capias	CA	42	100	100	42	58
Felony	F	154	524	548	127	421
Misdemeanor	M	283	822	838	320	518
Show Cause	SC	8	20	20	4	16
Criminal Total		487	1,466	1,506	493	1,013
<u>Traffic</u>						
Capias	CA	24	75	75	34	41
Civil Violation	CV	9	33	33	13	20
Felony	F	9	33	35	10	25
Infraction	I	3,012	2,025	3,484	3,044	438
Misdemeanor	M	493	928	928	476	452
Other	O	125	202	207	156	51
Show Cause	SC	6	15	15	5	10
Traffic Total		3,678	3,311	4,777	3,738	1,037
<u>Civil</u>						
Admin License	AL	26	0	26	26	-
Bond Forfeiture	BF	8	10	11	3	8
Counter Claim	CC	4	2	6	4	2
Detinue	DT	2	0	2	2	-
Garnishment	GA	71	26	88	62	24
Interrogatory	IN	4	7	13	6	7
Motion for Judgment	MJ	43	45	62	56	6
Other	OT	9	1	9	8	-
Protective Order	PO	11	15	21	6	15
Prelim Prot Order	PP	9	20	28	8	15
Show Cause	SC	1	0	5	5	-
Tenants Assertion	TA	0	1	1	0	1
Unlawful Detainer	UD	176	110	214	164	50
Warrant in Debt	WD	210	266	364	210	154
Civil Total		574	503	850	560	282
Arlington Totals		4,739	5,280	7,133	4,791	2,332


Calendared Filings with Top 12 Scheduled Times



% of Filings by Division



% of Filings by Case Type (Top 10)



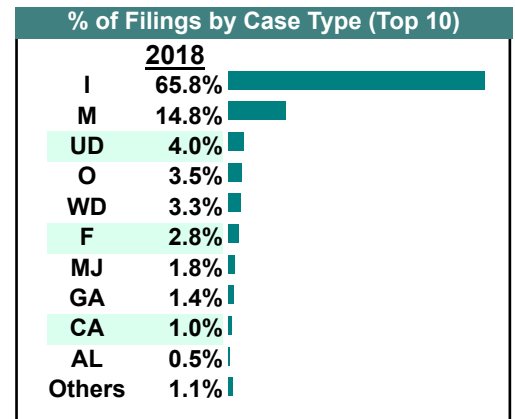
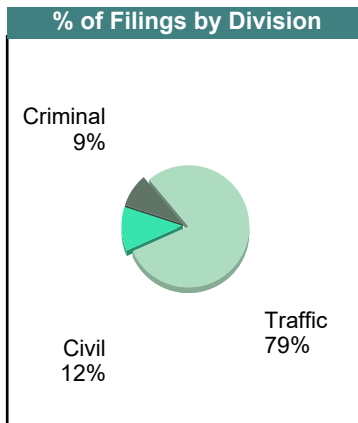
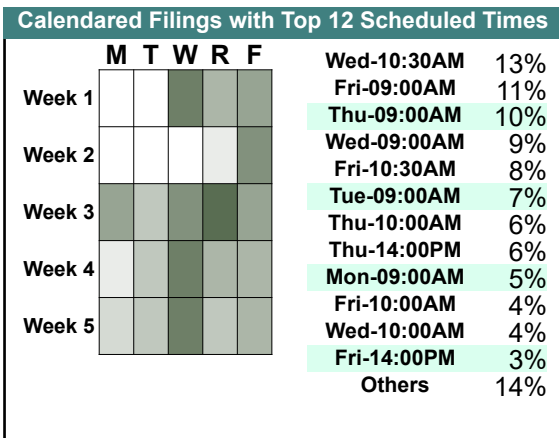
CASELOAD STATISTICS OF THE GENERAL DISTRICT COURTS

August 2018

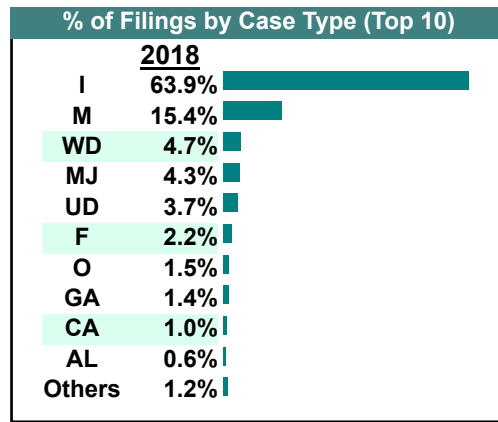
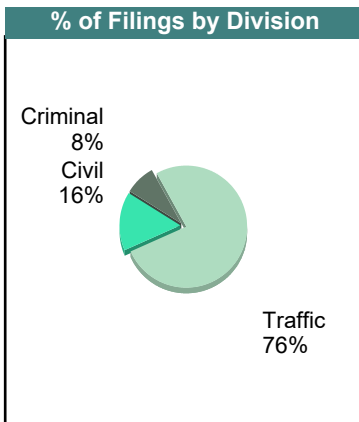
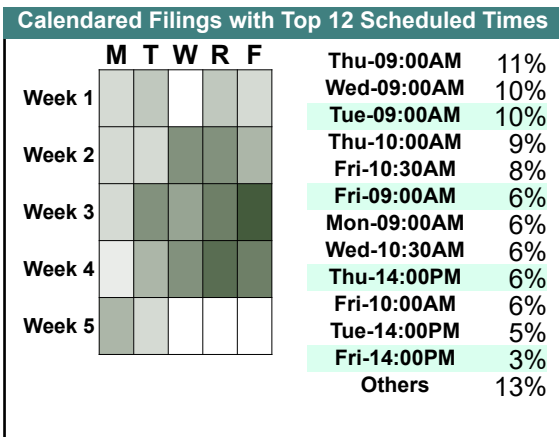
Arlington

District: 17


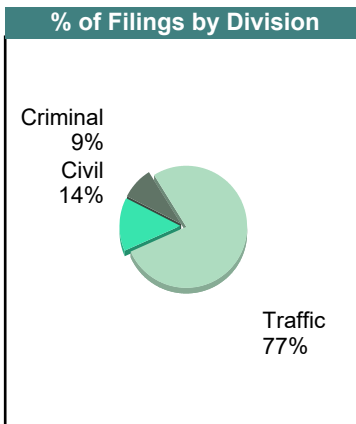
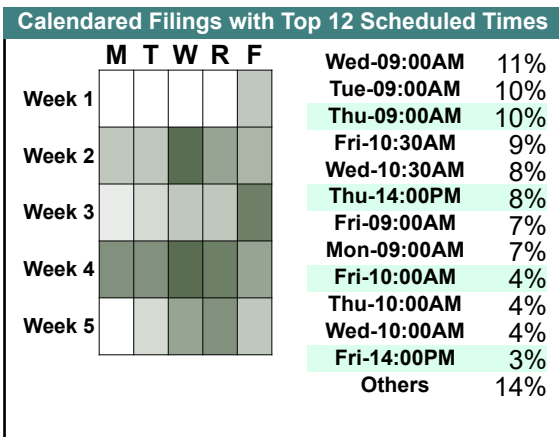
		<u>Filings</u>	<u>Hearings</u>	<u>Transactions</u>	<u>Concluded</u>	<u>Cont</u>
<u>Criminal</u>						
Capias	CA	26	127	127	35	92
Felony	F	135	429	459	120	339
Misdemeanor	M	297	846	854	265	587
Show Cause	SC	7	19	19	9	10
Criminal Total		465	1,421	1,459	429	1,028
<u>Traffic</u>						
Capias	CA	25	88	88	25	63
Civil Violation	CV	2	29	29	7	22
Felony	F	12	38	39	8	31
Infraction	I	3,430	2,228	3,836	3,363	469
Misdemeanor	M	476	903	904	500	404
Other	O	183	218	222	159	63
Show Cause	SC	7	17	17	6	11
Traffic Total		4,135	3,521	5,135	4,068	1,063
<u>Civil</u>						
Admin License	AL	24	0	24	24	-
Bond Forfeiture	BF	2	3	6	3	2
Counter Claim	CC	5	1	5	4	1
Garnishment	GA	73	16	85	69	16
Interrogatory	IN	5	5	7	2	5
Motion for Judgment	MJ	92	90	142	119	22
Other	OT	4	2	4	4	-
Protective Order	PO	8	12	17	5	11
Prelim Prot Order	PP	12	23	28	5	22
Show Cause	SC	4	4	7	4	3
Tenants Assertion	TA	1	1	1	0	1
Unlawful Detainer	UD	211	105	248	224	24
Warrant in Debt	WD	171	191	271	163	108
Civil Total		612	453	845	626	215
Arlington Totals		5,212	5,395	7,439	5,123	2,306



		<u>Filings</u>	<u>Hearings</u>	<u>Transactions</u>	<u>Concluded</u>	<u>Cont</u>
<u>Criminal</u>						
Capias	CA	28	91	91	34	57
Civil Violation	CV	0	3	3	1	2
Felony	F	106	406	441	154	287
Misdemeanor	M	275	797	818	314	504
Show Cause	SC	10	18	18	9	9
Criminal Total		419	1,315	1,371	512	859
<u>Traffic</u>						
Capias	CA	22	77	77	34	43
Civil Violation	CV	12	43	43	12	31
Felony	F	9	29	31	9	22
Infraction	I	3,282	1,997	3,762	3,282	480
Misdemeanor	M	515	951	951	487	464
Other	O	78	93	95	67	28
Show Cause	SC	5	17	17	5	12
Traffic Total		3,923	3,207	4,976	3,896	1,080
<u>Civil</u>						
Admin License	AL	33	0	33	33	-
Bond Forfeiture	BF	7	6	12	8	4
Capias	CA	3	6	9	3	6
Counter Claim	CC	2	2	2	0	2
Garnishment	GA	73	24	94	70	23
Interrogatory	IN	4	9	13	4	9
Motion for Judgment	MJ	220	158	248	203	44
Overweight	OC	1	0	1	1	-
Other	OT	6	2	8	7	1
Protective Order	PO	2	4	11	7	4
Prelim Prot Order	PP	6	7	14	7	5
Show Cause	SC	7	6	9	3	6
Tenants Assertion	TA	1	0	1	1	-
Unlawful Detainer	UD	191	133	233	179	54
Warrant in Debt	WD	241	272	393	236	157
Civil Total		797	629	1,081	762	315
Arlington Totals		5,139	5,151	7,428	5,170	2,254

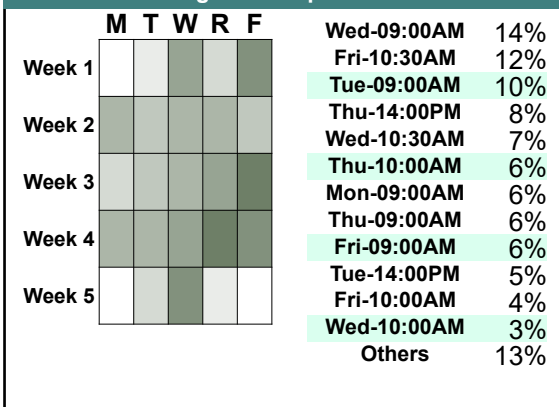


		<u>Filings</u>	<u>Hearings</u>	<u>Transactions</u>	<u>Concluded</u>	<u>Cont</u>
<u>Criminal</u>						
Capias	CA	35	112	112	41	70
Civil Violation	CV	2	3	3	0	3
Felony	F	103	468	490	112	377
Misdemeanor	M	261	769	784	277	506
Show Cause	SC	6	30	30	12	16
Criminal Total		407	1,382	1,419	442	972
<u>Traffic</u>						
Capias	CA	15	66	66	25	41
Civil Violation	CV	10	31	31	8	23
Felony	F	5	21	21	5	16
Infraction	I	3,054	1,897	3,417	2,950	467
Misdemeanor	M	442	873	874	442	432
Other	O	114	173	178	131	47
Show Cause	SC	3	20	20	5	15
Traffic Total		3,643	3,081	4,607	3,566	1,041
<u>Civil</u>						
Admin License	AL	29	0	29	29	-
Bond Forfeiture	BF	3	4	7	5	2
Counter Claim	CC	0	0	1	1	-
Garnishment	GA	37	13	50	37	13
Interrogatory	IN	9	12	23	11	12
Motion for Judgment	MJ	205	160	246	211	35
Overweight	OC	2	0	2	2	-
Other	OT	1	0	1	1	-
Protective Order	PO	7	11	14	3	10
Prelim Prot Order	PP	8	12	20	8	12
Show Cause	SC	8	3	15	12	3
Tenants Assertion	TA	1	0	1	1	-
Unlawful Detainer	UD	176	110	217	175	42
Warrant in Debt	WD	184	238	367	229	138
Civil Total		670	563	993	725	267
Arlington Totals		4,720	5,026	7,019	4,733	2,280

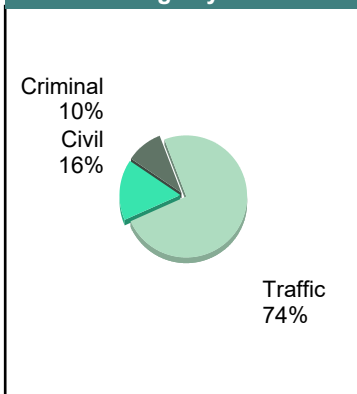


		<u>Filings</u>	<u>Hearings</u>	<u>Transactions</u>	<u>Concluded</u>	<u>Cont</u>
<u>Criminal</u>						
Capias	CA	38	126	126	51	75
Civil Violation	CV	1	1	1	1	-
Felony	F	138	529	587	207	380
Misdemeanor	M	303	895	909	361	548
Show Cause	SC	8	21	21	6	15
Criminal Total		488	1,572	1,644	626	1,018
<u>Traffic</u>						
Capias	CA	34	121	121	54	67
Civil Violation	CV	9	38	38	7	31
Felony	F	5	32	33	12	21
Infraction	I	3,057	1,883	3,435	3,085	350
Misdemeanor	M	412	837	837	457	380
Other	O	157	204	207	153	54
Show Cause	SC	8	22	22	9	13
Traffic Total		3,682	3,137	4,693	3,777	916
<u>Civil</u>						
Admin License	AL	25	0	25	25	-
Bond Forfeiture	BF	8	10	17	11	6
Counter Claim	CC	2	1	4	4	-
Detinue	DT	1	1	2	2	-
Garnishment	GA	89	19	106	87	19
Interrogatory	IN	5	4	11	7	4
Motion for Judgment	MJ	298	239	305	235	70
Other	OT	2	0	2	2	-
Protective Order	PO	11	9	20	11	9
Prelim Prot Order	PP	10	17	29	12	17
Show Cause	SC	5	4	7	4	3
Unlawful Detainer	UD	153	104	189	151	38
Warrant in Debt	WD	191	262	379	240	139
Civil Total		800	670	1,096	791	305
Arlington Totals		4,970	5,379	7,433	5,194	2,239

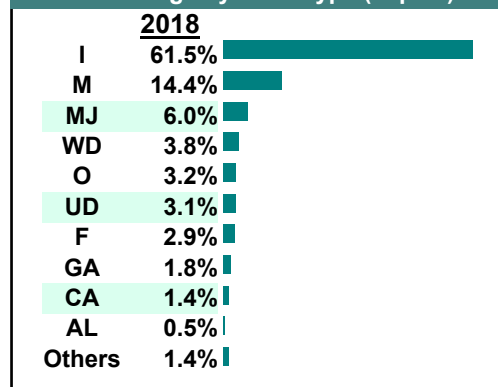
Calendared Filings with Top 12 Scheduled Times



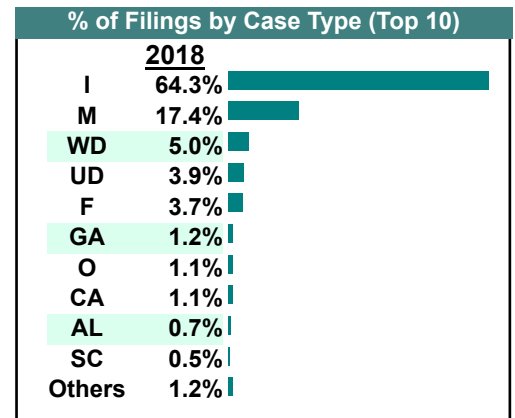
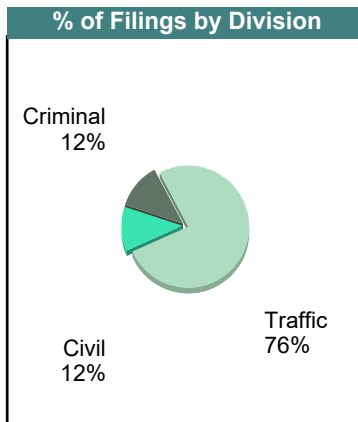
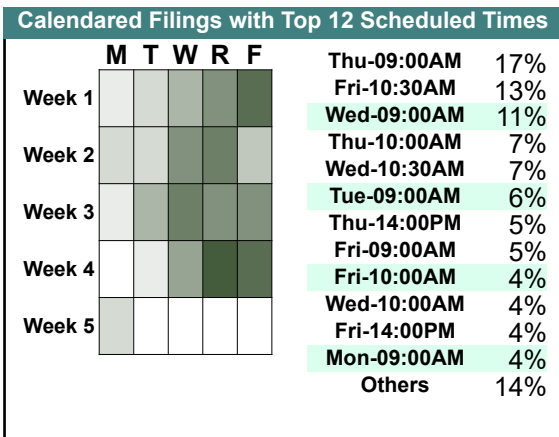
% of Filings by Division



% of Filings by Case Type (Top 10)



		<u>Filings</u>	<u>Hearings</u>	<u>Transactions</u>	<u>Concluded</u>	<u>Cont</u>
<u>Criminal</u>						
Capias	CA	22	98	98	23	75
Civil Violation	CV	1	1	1	1	-
Felony	F	153	546	601	164	437
Misdemeanor	M	336	950	974	333	641
Show Cause	SC	13	21	21	8	13
Criminal Total		525	1,616	1,695	529	1,166
<u>Traffic</u>						
Capias	CA	24	94	94	36	58
Civil Violation	CV	8	34	34	11	23
Felony	F	6	27	29	7	22
Infraction	I	2,790	1,721	3,151	2,777	374
Misdemeanor	M	421	858	859	426	433
Other	O	47	71	72	50	22
Show Cause	SC	7	18	18	7	11
Traffic Total		3,303	2,823	4,257	3,314	943
<u>Civil</u>						
Admin License	AL	29	0	29	29	-
Bond Forfeiture	BF	7	3	11	9	2
Capias	CA	0	0	1	1	-
Counter Claim	CC	2	2	4	3	1
Detinue	DT	1	2	2	1	1
Garnishment	GA	52	12	57	45	12
Interrogatory	IN	9	4	13	9	4
Motion for Judgment	MJ	0	0	1	1	-
Overweight	OC	2	0	2	2	-
Other	OT	8	2	8	8	-
Protective Order	PO	6	10	14	4	10
Prelim Prot Order	PP	8	12	19	7	12
Show Cause	SC	1	1	2	1	1
Unlawful Detainer	UD	169	76	195	168	27
Warrant in Debt	WD	217	274	378	198	180
Civil Total		511	398	736	486	250
Arlington Totals		4,339	4,837	6,688	4,329	2,359



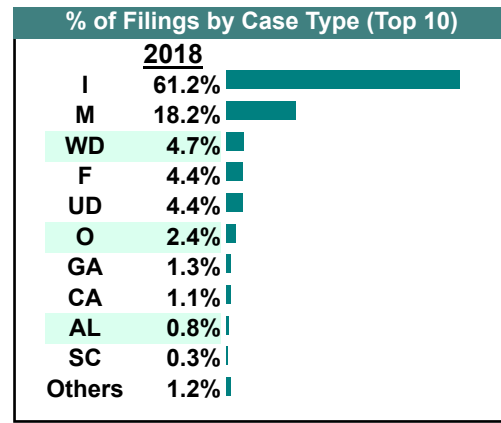
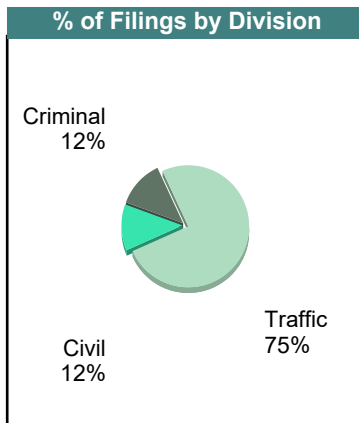
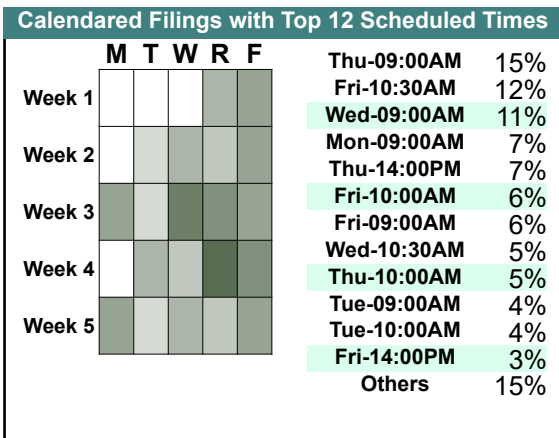
CASELOAD STATISTICS OF THE GENERAL DISTRICT COURTS

March 2018

Arlington

District: 17

		<u>Filings</u>	<u>Hearings</u>	<u>Transactions</u>	<u>Concluded</u>	<u>Cont</u>
<u>Criminal</u>						
Capias	CA	29	124	124	37	87
Civil Violation	CV	0	1	1	0	1
Felony	F	202	598	622	129	493
Misdemeanor	M	347	897	913	317	596
Show Cause	SC	3	21	21	6	15
Criminal Total		581	1,641	1,681	489	1,192
<u>Traffic</u>						
Capias	CA	24	90	90	30	60
Civil Violation	CV	11	28	28	8	20
Felony	F	4	28	30	8	22
Infraction	I	2,855	1,827	3,236	2,820	416
Misdemeanor	M	502	975	976	519	457
Other	O	114	163	163	107	56
Show Cause	SC	7	21	21	4	17
Traffic Total		3,517	3,132	4,544	3,496	1,048
<u>Civil</u>						
Admin License	AL	37	0	37	37	-
Bond Forfeiture	BF	4	6	11	7	4
Counter Claim	CC	1	1	2	1	1
Detinue	DT	2	2	3	2	1
Garnishment	GA	61	17	78	61	16
Interrogatory	IN	10	14	19	5	14
Motion for Judgment	MJ	2	7	10	4	6
Overweight	OC	1	0	1	1	-
Other	OT	5	3	6	3	2
Protective Order	PO	5	5	11	6	5
Prelim Prot Order	PP	12	12	18	6	12
Show Cause	SC	5	5	7	2	5
Tenants Assertion	TA	1	0	1	1	-
Third Party Claim	TH	0	0	1	1	-
Unlawful Detainer	UD	203	120	261	219	42
Warrant in Debt	WD	217	300	400	203	197
Civil Total		566	492	866	559	305
Arlington Totals		4,664	5,265	7,091	4,544	2,545



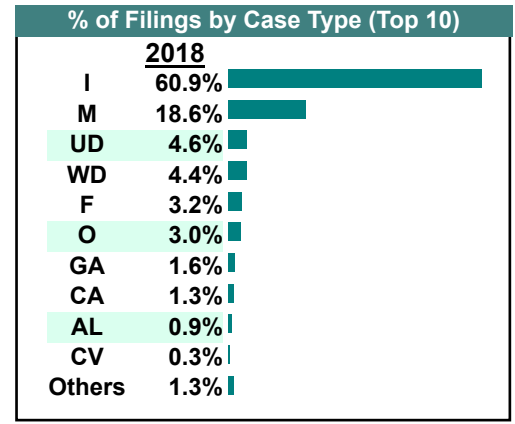
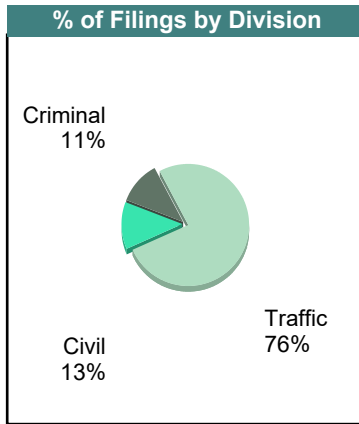
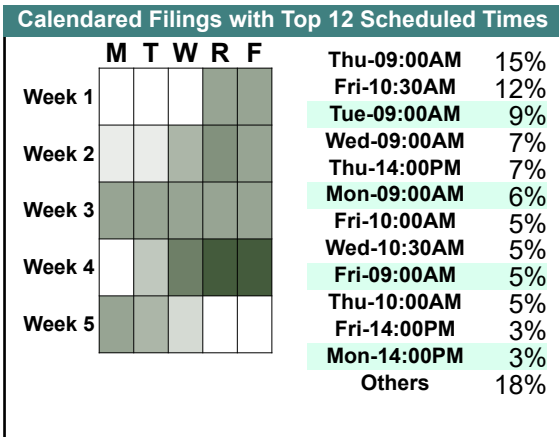
CASELOAD STATISTICS OF THE GENERAL DISTRICT COURTS

February 2018

Arlington

District: 17

		<u>Filings</u>	<u>Hearings</u>	<u>Transactions</u>	<u>Concluded</u>	<u>Cont</u>
<u>Criminal</u>						
Capias	CA	30	128	128	39	89
Civil Violation	CV	2	2	2	2	-
Felony	F	114	527	553	127	426
Misdemeanor	M	285	782	797	289	508
Show Cause	SC	7	19	19	8	11
Criminal Total		438	1,458	1,499	465	1,034
<u>Traffic</u>						
Capias	CA	18	72	72	28	44
Civil Violation	CV	10	40	40	12	28
Felony	F	9	35	36	8	28
Infraction	I	2,331	1,529	2,680	2,376	304
Misdemeanor	M	427	810	810	445	365
Other	O	116	175	175	123	52
Show Cause	SC	2	13	13	2	11
Traffic Total		2,913	2,674	3,826	2,994	832
<u>Civil</u>						
Admin License	AL	34	0	34	34	-
Bond Forfeiture	BF	6	9	14	5	9
Counter Claim	CC	3	2	3	1	2
Detinue	DT	0	0	1	1	-
Garnishment	GA	62	10	76	66	9
Interrogatory	IN	6	6	11	5	6
Overweight	OC	2	0	3	3	-
Other	OT	4	2	4	2	1
Protective Order	PO	6	7	10	3	7
Prelim Prot Order	PP	9	7	17	10	7
Show Cause	SC	0	1	1	1	-
Third Party Claim	TH	3	3	3	2	1
Unlawful Detainer	UD	175	108	211	179	32
Warrant in Debt	WD	169	229	297	174	123
Civil Total		479	384	685	486	197
Arlington Totals		3,830	4,516	6,010	3,945	2,063



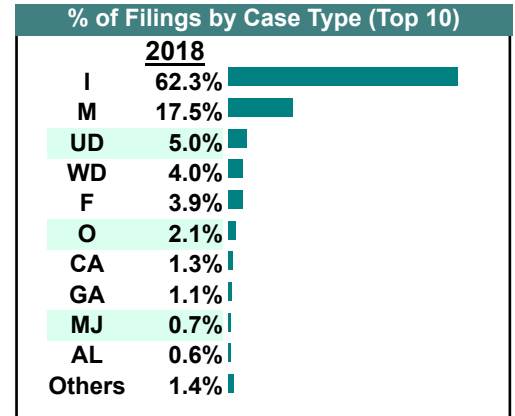
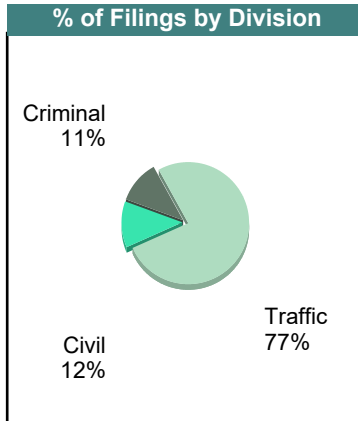
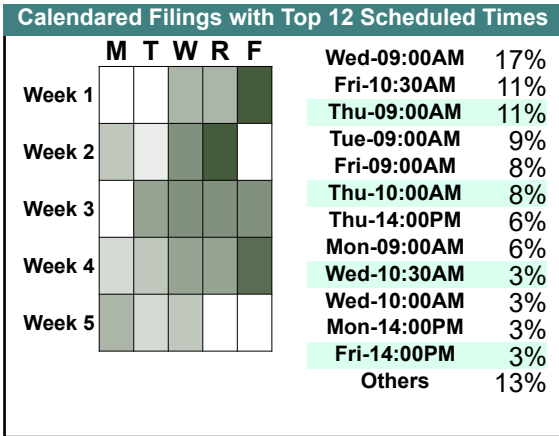
CASELOAD STATISTICS OF THE GENERAL DISTRICT COURTS

January 2018

Arlington

District: 17

		<u>Filings</u>	<u>Hearings</u>	<u>Transactions</u>	<u>Concluded</u>	<u>Cont</u>
<u>Criminal</u>						
Capias	CA	30	97	97	29	68
Felony	F	168	587	619	188	431
Misdemeanor	M	294	772	789	285	504
Show Cause	SC	10	22	22	7	15
Criminal Total		502	1,478	1,527	509	1,018
<u>Traffic</u>						
Capias	CA	28	78	78	28	50
Civil Violation	CV	7	32	32	5	27
Felony	F	10	28	28	5	23
Infraction	I	2,813	1,814	3,141	2,763	378
Misdemeanor	M	498	890	890	445	445
Other	O	94	139	140	85	55
Show Cause	SC	4	8	8	4	4
Traffic Total		3,454	2,989	4,317	3,335	982
<u>Civil</u>						
Admin License	AL	28	0	28	28	-
Bond Forfeiture	BF	8	9	15	8	7
Capias	CA	0	1	1	0	1
Counter Claim	CC	3	3	4	3	1
Garnishment	GA	49	14	61	47	14
Interrogatory	IN	6	5	14	9	5
Motion for Judgment	MJ	32	31	47	40	7
Overweight	OC	4	1	4	3	1
Other	OT	10	2	12	11	1
Protective Order	PO	2	7	9	2	7
Prelim Prot Order	PP	4	7	12	5	7
Show Cause	SC	5	3	9	7	2
Unlawful Detainer	UD	225	130	263	218	45
Warrant in Debt	WD	182	246	331	191	140
Civil Total		558	459	810	572	238
Arlington Totals		4,514	4,926	6,654	4,416	2,238



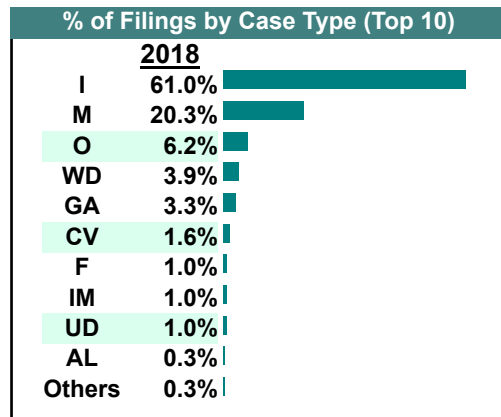
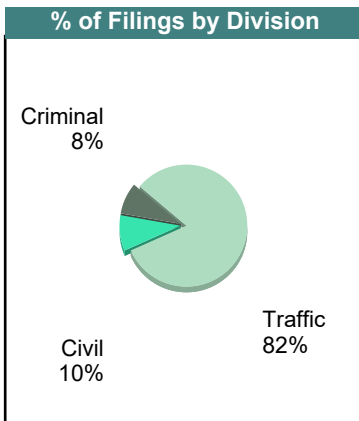
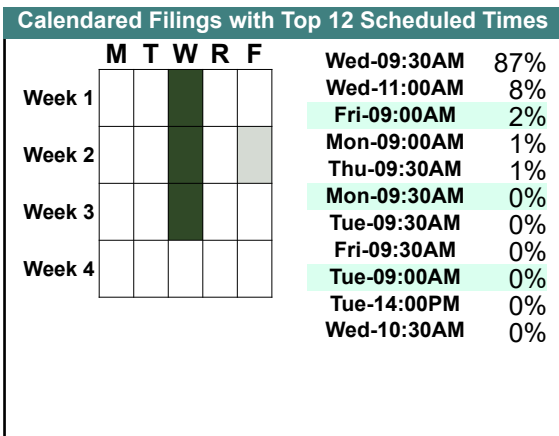
CASELOAD STATISTICS OF THE GENERAL DISTRICT COURTS

December 2018

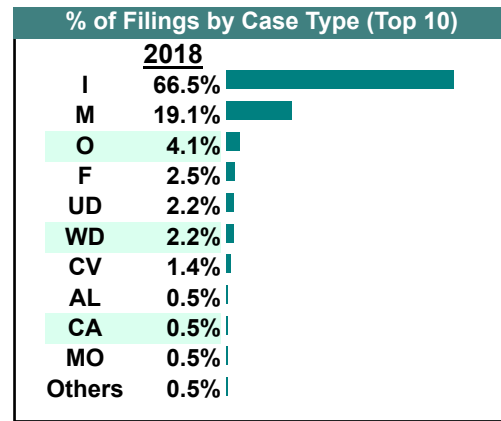
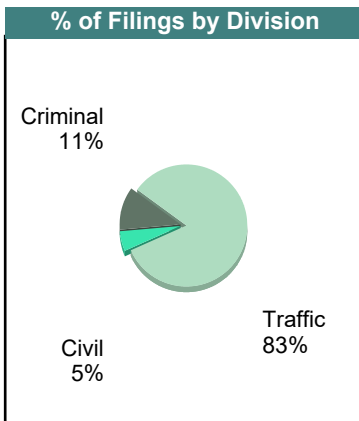
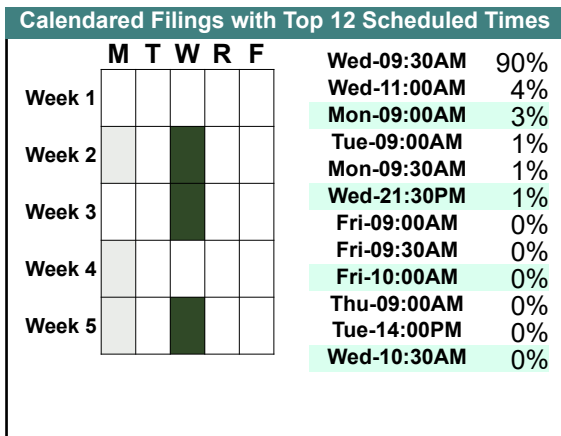
Falls Church

District: 17

		<u>Filings</u>	<u>Hearings</u>	<u>Transactions</u>	<u>Concluded</u>	<u>Cont</u>
<u>Criminal</u>						
Capias	CA	0	1	1	0	1
Civil Violation	CV	5	5	5	5	-
Felony	F	3	12	12	3	9
Misdemeanor	M	17	49	50	16	33
Show Cause	SC	0	2	2	0	2
Criminal Total		25	69	70	24	45
<u>Traffic</u>						
Capias	CA	1	3	3	1	2
Civil Violation	CV	0	4	4	2	2
Infraction	I	186	140	227	193	34
Misdemeanor	M	45	78	78	43	35
Other	O	19	21	22	20	2
Show Cause	SC	0	2	2	0	2
Traffic Total		251	248	336	259	77
<u>Civil</u>						
Admin License	AL	1	0	1	1	-
Garnishment	GA	10	1	10	9	1
Impoundment	IM	3	2	4	2	2
Unlawful Detainer	UD	3	3	7	6	1
Warrant in Debt	WD	12	10	15	14	1
Civil Total		29	16	37	32	5
Falls Church Totals		305	333	443	315	127



		<u>Filings</u>	<u>Hearings</u>	<u>Transactions</u>	<u>Concluded</u>	<u>Cont</u>
<u>Criminal</u>						
Capias	CA	1	5	5	2	3
Civil Violation	CV	5	5	5	5	-
Felony	F	9	18	21	5	16
Misdemeanor	M	26	53	57	24	33
Show Cause	SC	1	3	3	1	2
Criminal Total		42	84	91	37	54
<u>Traffic</u>						
Capias	CA	1	2	2	0	2
Civil Violation	CV	0	2	2	0	2
Infraction	I	244	168	284	235	49
Misdemeanor	M	44	72	72	39	33
Motion	MO	2	2	2	2	-
Other	O	15	16	16	14	2
Show Cause	SC	0	3	3	1	2
Traffic Total		306	265	381	291	90
<u>Civil</u>						
Admin License	AL	2	0	2	2	-
Bond Forfeiture	BF	1	0	1	1	-
Unlawful Detainer	UD	8	6	12	10	2
Warrant in Debt	WD	8	9	17	15	2
Civil Total		19	15	32	28	4
Falls Church Totals		367	364	504	356	148



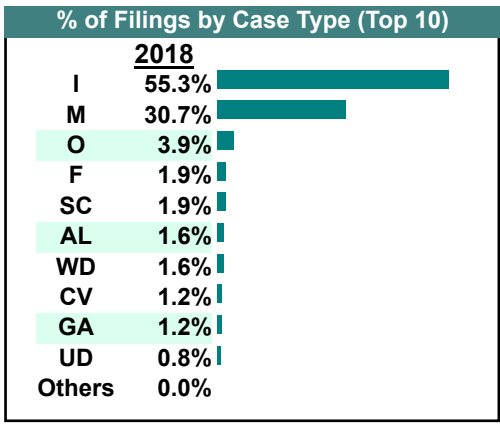
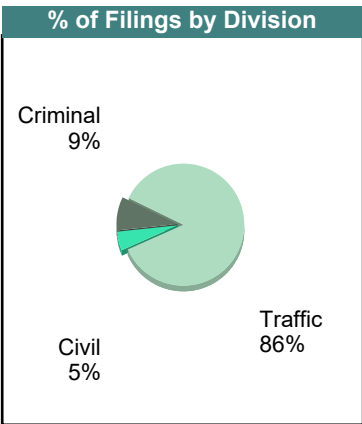
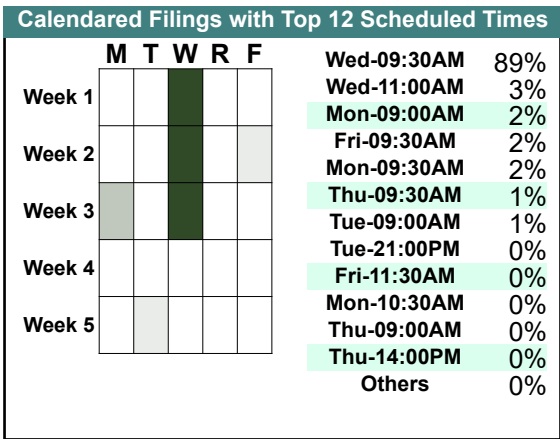
CASELOAD STATISTICS OF THE GENERAL DISTRICT COURTS

October 2018

Falls Church

District: 17

		<u>Filings</u>	<u>Hearings</u>	<u>Transactions</u>	<u>Concluded</u>	<u>Cont</u>
<u>Criminal</u>						
Capias	CA	0	4	4	3	1
Felony	F	5	24	26	12	14
Misdemeanor	M	15	51	52	20	32
Show Cause	SC	3	3	3	3	-
Criminal Total		23	82	85	38	47
<u>Traffic</u>						
Capias	CA	0	1	1	1	-
Civil Violation	CV	3	4	4	0	4
Felony	F	0	2	2	2	-
Infraction	I	142	98	173	154	19
Misdemeanor	M	64	92	92	59	33
Other	O	10	10	10	9	1
Show Cause	SC	2	3	3	1	2
Traffic Total		221	210	285	226	59
<u>Civil</u>						
Admin License	AL	4	0	4	4	-
Garnishment	GA	3	0	3	3	-
Unlawful Detainer	UD	2	5	5	2	3
Warrant in Debt	WD	4	5	7	5	2
Civil Total		13	10	19	14	5
Falls Church Totals		257	302	389	278	111



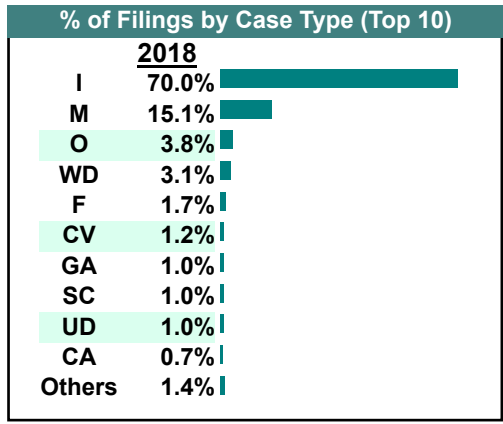
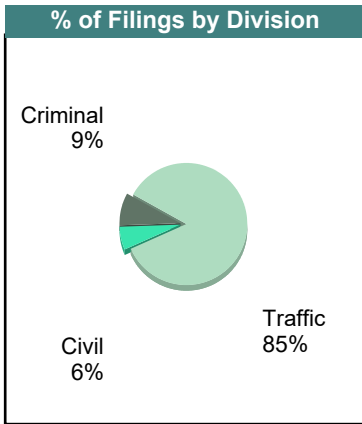
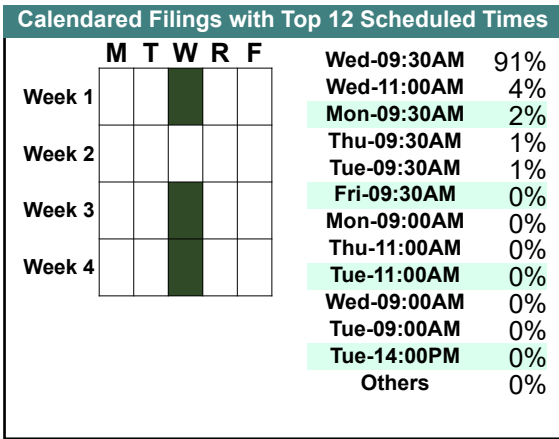
CASELOAD STATISTICS OF THE GENERAL DISTRICT COURTS

September 2018

Falls Church

District: 17

		<u>Filings</u>	<u>Hearings</u>	<u>Transactions</u>	<u>Concluded</u>	<u>Cont</u>
<u>Criminal</u>						
Capias	CA	2	6	6	2	4
Civil Violation	CV	4	4	4	4	-
Felony	F	6	21	22	8	14
Misdemeanor	M	22	47	49	19	30
Show Cause	SC	2	2	2	0	2
Criminal Total		36	80	83	33	50
<u>Traffic</u>						
Capias	CA	1	5	5	2	3
Civil Violation	CV	1	1	1	0	1
Felony	F	1	3	3	0	3
Infraction	I	291	202	344	308	36
Misdemeanor	M	41	64	64	33	31
Motion	MO	3	3	3	3	-
Other	O	16	17	17	17	-
Show Cause	SC	1	1	1	0	1
Traffic Total		355	296	438	363	75
<u>Civil</u>						
Admin License	AL	2	0	2	2	-
Bond Forfeiture	BF	1	1	1	0	1
Garnishment	GA	4	0	6	6	-
Show Cause	SC	1	0	1	1	-
Tenants Assertion	TA	0	0	1	1	-
Unlawful Detainer	UD	4	4	5	1	4
Warrant in Debt	WD	13	14	18	10	8
Civil Total		25	19	34	21	13
Falls Church Totals		416	395	555	417	138



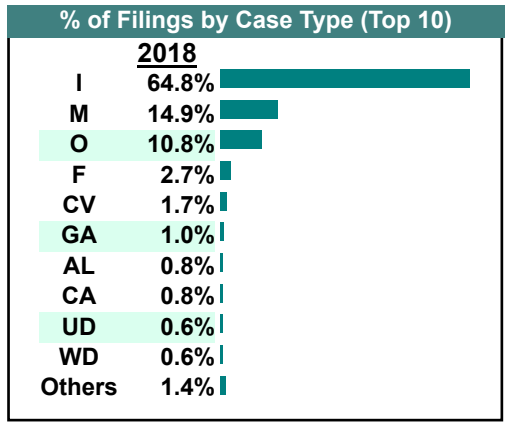
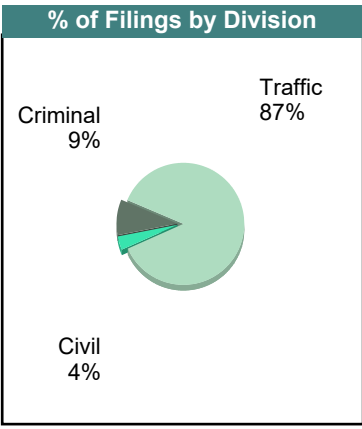
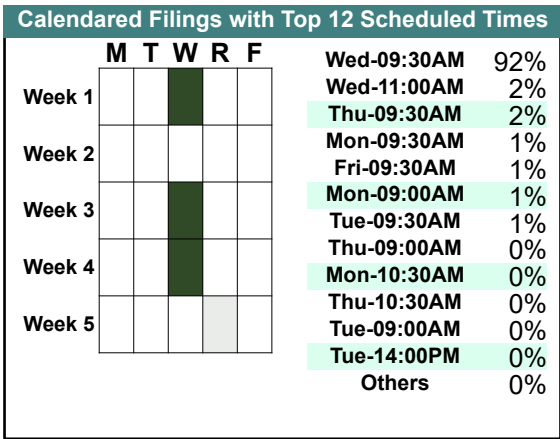
CASELOAD STATISTICS OF THE GENERAL DISTRICT COURTS

August 2018

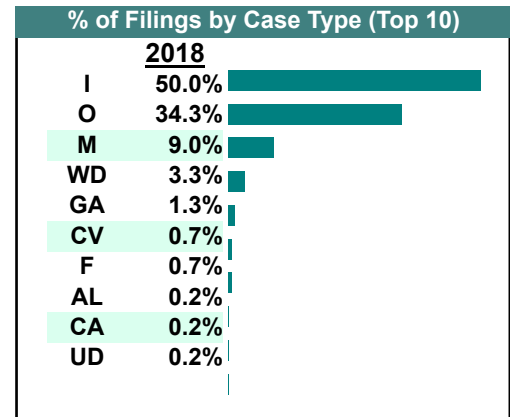
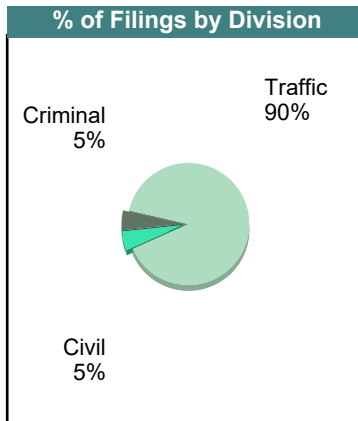
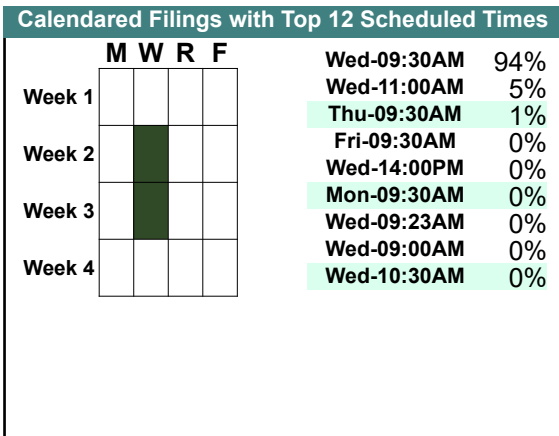
Falls Church

District: 17

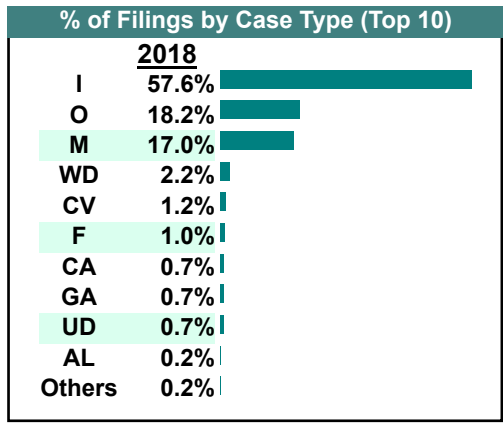
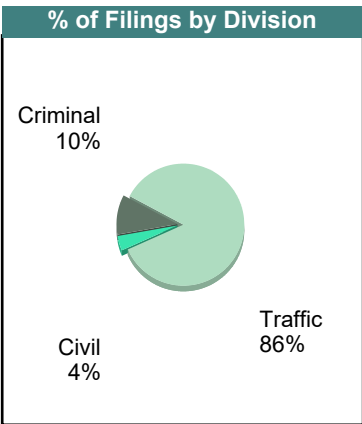
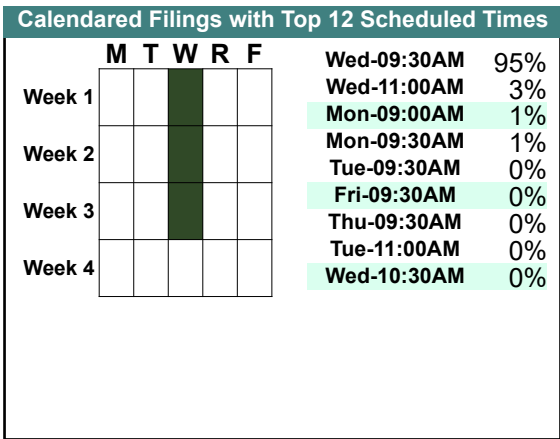
		<u>Filings</u>	<u>Hearings</u>	<u>Transactions</u>	<u>Concluded</u>	<u>Cont</u>
<u>Criminal</u>						
Capias	CA	3	8	8	2	6
Civil Violation	CV	8	8	8	8	-
Felony	F	14	22	22	3	19
Misdemeanor	M	24	44	44	10	34
Criminal Total		49	82	82	23	59
<u>Traffic</u>						
Capias	CA	1	5	5	4	1
Civil Violation	CV	1	2	2	1	1
Felony	F	0	1	1	1	-
Infraction	I	335	200	350	285	65
Misdemeanor	M	53	64	64	39	25
Motion	MO	2	2	2	2	-
Other	O	56	56	58	57	1
Show Cause	SC	1	1	1	0	1
Traffic Total		449	331	483	389	94
<u>Civil</u>						
Admin License	AL	4	0	4	4	-
Bond Forfeiture	BF	1	1	1	0	1
Garnishment	GA	5	0	5	5	-
Protective Order	PO	1	0	1	1	-
Prelim Prot Order	PP	1	0	1	1	-
Tenants Assertion	TA	1	1	1	0	1
Unlawful Detainer	UD	3	3	5	2	3
Warrant in Debt	WD	3	4	15	13	2
Civil Total		19	9	33	26	7
Falls Church Totals		517	422	598	438	160



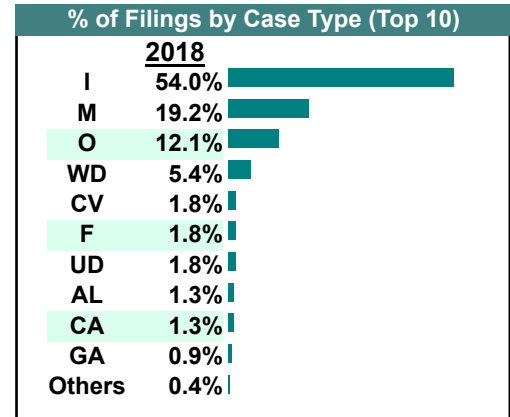
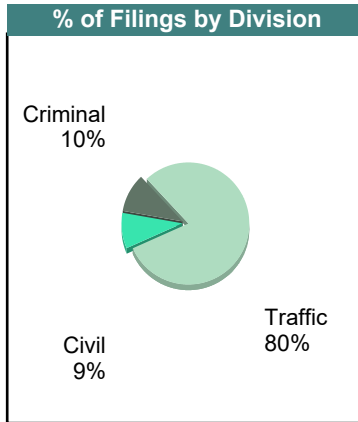
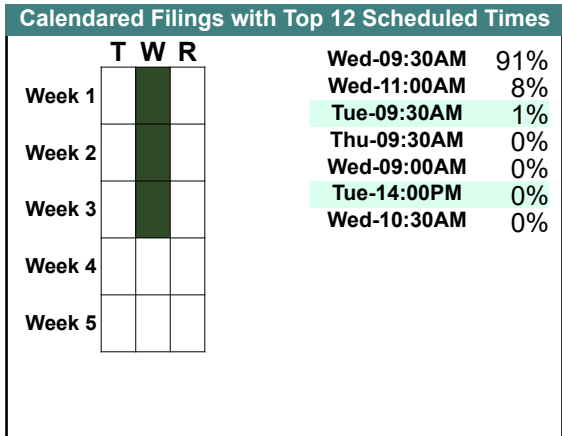
		<u>Filings</u>	<u>Hearings</u>	<u>Transactions</u>	<u>Concluded</u>	<u>Cont</u>
<u>Criminal</u>						
Capias	CA	0	1	1	1	-
Civil Violation	CV	4	4	4	4	-
Felony	F	3	9	9	4	5
Misdemeanor	M	21	57	57	29	28
Criminal Total		28	71	71	38	33
<u>Traffic</u>						
Capias	CA	1	3	3	1	2
Felony	F	1	2	2	1	1
Infraction	I	271	155	297	281	16
Misdemeanor	M	28	57	57	47	10
Other	O	186	165	189	181	3
Traffic Total		487	382	548	511	32
<u>Civil</u>						
Admin License	AL	1	0	1	1	-
Garnishment	GA	7	2	10	8	2
Unlawful Detainer	UD	1	0	2	2	-
Warrant in Debt	WD	18	20	25	12	13
Civil Total		27	22	38	23	15
Falls Church Totals		542	475	657	572	80



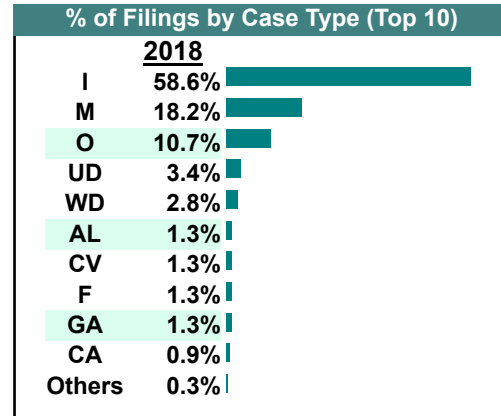
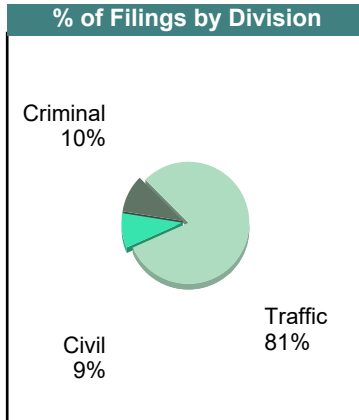
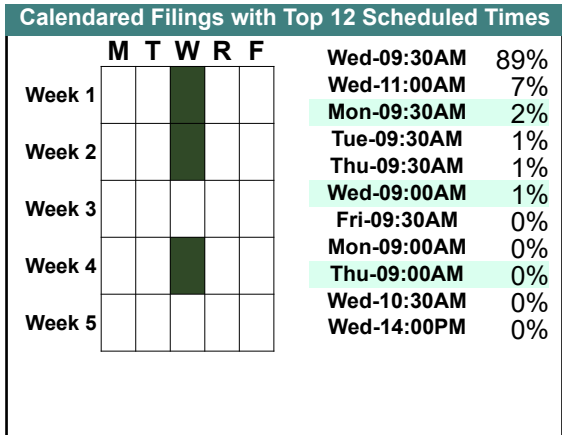
		Filings	Hearings	Transactions	Concluded	Cont
<u>Criminal</u>						
Capias	CA	0	4	4	2	2
Civil Violation	CV	5	5	5	5	-
Felony	F	4	15	15	7	8
Misdemeanor	M	33	55	56	22	33
Criminal Total		42	79	80	36	43
<u>Traffic</u>						
Capias	CA	3	10	10	4	6
Civil Violation	CV	0	2	2	1	1
Infraction	I	231	144	272	248	24
Misdemeanor	M	35	79	79	50	29
Motion	MO	1	1	1	1	-
Other	O	73	75	75	73	2
Show Cause	SC	0	2	2	1	1
Traffic Total		343	313	441	378	63
<u>Civil</u>						
Admin License	AL	1	0	1	1	-
Garnishment	GA	3	0	3	3	-
Unlawful Detainer	UD	3	1	3	2	1
Warrant in Debt	WD	9	14	18	9	9
Civil Total		16	15	25	15	10
Falls Church Totals		401	407	546	429	116



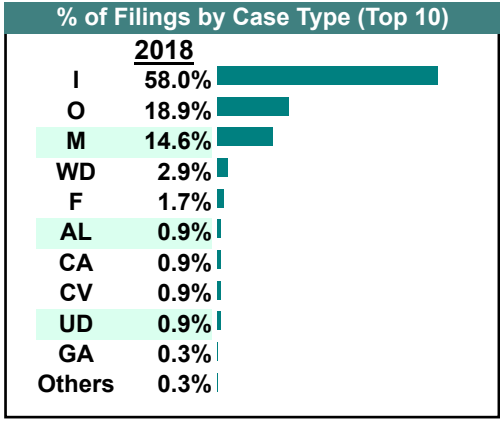
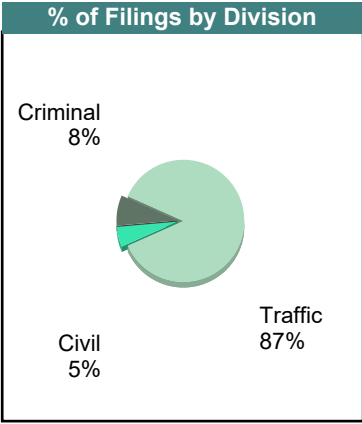
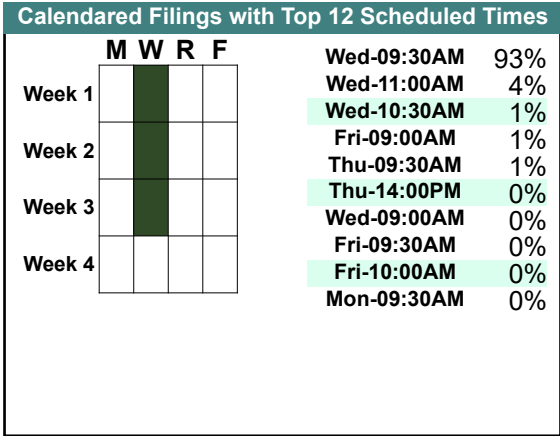
		<u>Filings</u>	<u>Hearings</u>	<u>Transactions</u>	<u>Concluded</u>	<u>Cont</u>
<u>Criminal</u>						
Capias	CA	3	6	6	3	3
Civil Violation	CV	4	4	4	4	-
Felony	F	3	8	8	2	6
Misdemeanor	M	13	35	35	19	16
Criminal Total		23	53	53	28	25
<u>Traffic</u>						
Capias	CA	0	3	3	1	2
Felony	F	1	2	2	0	2
Infraction	I	121	77	138	120	17
Misdemeanor	M	30	52	52	30	22
Motion	MO	1	1	1	1	-
Other	O	27	28	28	27	1
Traffic Total		180	163	224	179	44
<u>Civil</u>						
Admin License	AL	3	0	3	3	-
Garnishment	GA	2	0	3	3	-
Unlawful Detainer	UD	4	1	7	6	1
Warrant in Debt	WD	12	17	19	11	8
Civil Total		21	18	32	23	9
Falls Church Totals		224	234	309	230	78



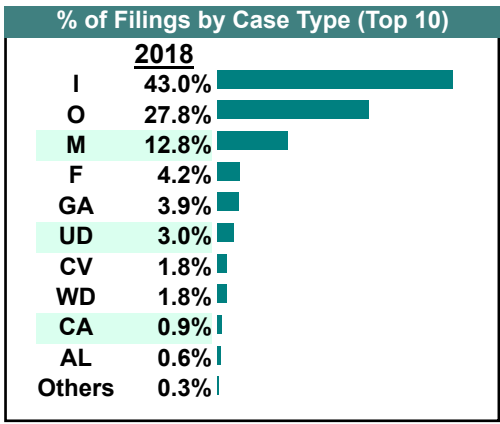
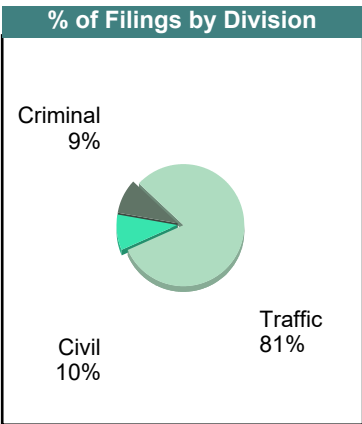
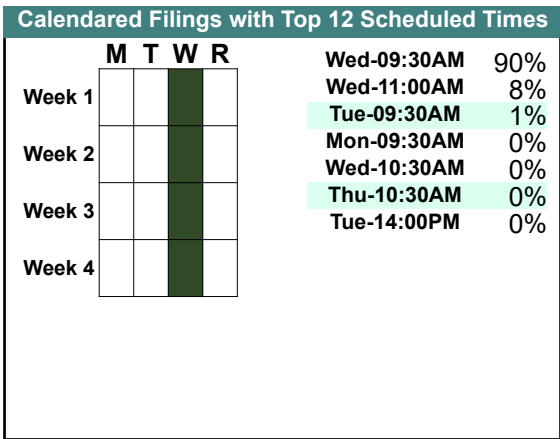
		<u>Filings</u>	<u>Hearings</u>	<u>Transactions</u>	<u>Concluded</u>	<u>Cont</u>
<u>Criminal</u>						
Capias	CA	1	2	2	2	-
Civil Violation	CV	2	5	5	5	-
Felony	F	4	24	28	14	13
Misdemeanor	M	25	40	41	19	22
Criminal Total		32	71	76	40	35
<u>Traffic</u>						
Capias	CA	2	7	7	1	6
Civil Violation	CV	2	2	2	0	2
Felony	F	0	1	1	0	1
Infraction	I	187	137	236	191	45
Misdemeanor	M	33	70	70	32	38
Other	O	34	93	100	95	3
Traffic Total		258	310	416	319	95
<u>Civil</u>						
Admin License	AL	4	0	4	4	-
Garnishment	GA	4	1	4	3	1
Impoundment	IM	1	1	2	1	1
Prelim Prot Order	PP	0	1	1	0	-
Unlawful Detainer	UD	11	7	12	9	3
Warrant in Debt	WD	9	10	15	9	6
Civil Total		29	20	38	26	11
Falls Church Totals		319	401	530	385	141



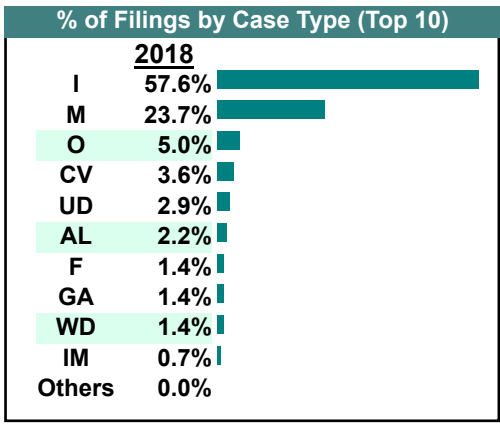
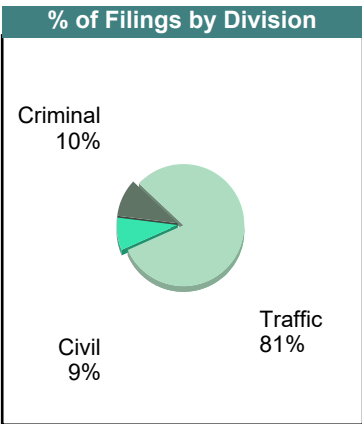
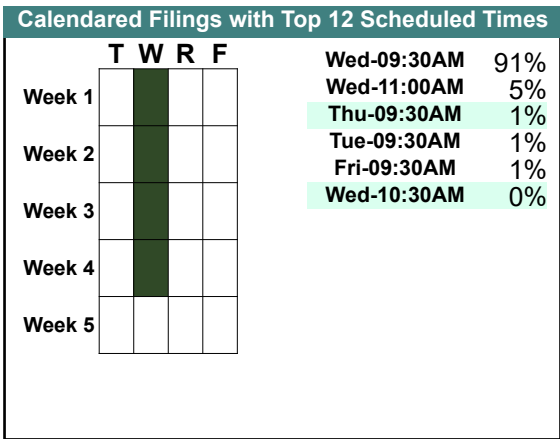
		Filings	Hearings	Transactions	Concluded	Cont
<u>Criminal</u>						
Capias	CA	0	1	1	1	-
Civil Violation	CV	3	4	4	1	3
Felony	F	5	21	22	4	18
Misdemeanor	M	21	26	28	12	16
Criminal Total		29	52	55	18	37
<u>Traffic</u>						
Capias	CA	3	5	5	0	5
Felony	F	1	1	1	0	1
Infraction	I	203	111	240	197	43
Misdemeanor	M	30	55	55	19	36
Other	O	66	67	67	1	66
Traffic Total		303	239	368	217	151
<u>Civil</u>						
Admin License	AL	3	1	3	2	-
Garnishment	GA	1	3	9	6	3
Prelim Prot Order	PP	1	1	1	0	1
Unlawful Detainer	UD	3	2	3	3	-
Warrant in Debt	WD	10	12	14	6	7
Civil Total		18	19	30	17	11
Falls Church Totals		350	310	453	252	199



		Filings	Hearings	Transactions	Concluded	Cont
<u>Criminal</u>						
Capias	CA	0	3	3	1	2
Civil Violation	CV	6	7	7	7	-
Felony	F	14	20	21	3	18
Misdemeanor	M	10	31	33	24	9
Criminal Total		30	61	64	35	29
<u>Traffic</u>						
Capias	CA	3	6	6	4	2
Infraction	I	144	106	171	134	37
Misdemeanor	M	33	67	67	37	30
Other	O	93	98	99	98	1
Show Cause	SC	0	2	2	2	-
Traffic Total		273	279	345	275	70
<u>Civil</u>						
Admin License	AL	2	0	2	2	-
Garnishment	GA	13	7	16	9	7
Other	OT	1	0	1	1	-
Protective Order	PO	0	0	1	1	-
Unlawful Detainer	UD	10	4	10	9	1
Warrant in Debt	WD	6	17	22	14	8
Civil Total		32	28	52	36	16
Falls Church Totals		335	368	461	346	115



		Filings	Hearings	Transactions	Concluded	Cont
<u>Criminal</u>						
Civil Violation	CV	5	5	5	4	1
Felony	F	2	13	13	1	12
Misdemeanor	M	7	20	23	12	11
Criminal Total		14	38	41	17	24
<u>Traffic</u>						
Capias	CA	0	2	2	0	2
Civil Violation	CV	0	1	1	1	-
Infraction	I	80	62	100	78	22
Misdemeanor	M	26	62	62	32	30
Other	O	7	7	7	1	6
Show Cause	SC	0	2	2	0	2
Traffic Total		113	136	174	112	62
<u>Civil</u>						
Admin License	AL	3	0	3	3	-
Garnishment	GA	2	2	3	1	2
Impoundment	IM	1	1	2	1	1
Show Cause	SC	0	0	1	1	-
Unlawful Detainer	UD	4	5	7	6	1
Warrant in Debt	WD	2	3	5	3	2
Civil Total		12	11	21	15	6
Falls Church Totals		139	185	236	144	92



Filings by Court & Division

	<u>Arlington</u>		<u>Falls Church</u>		<u>Total</u>
C Misdemeanor	3,542	94%	234	6%	3,776
Felony	1,722	96%	72	4%	1,794
Capias	385	97%	10	3%	395
Show Cause	101	94%	6	6%	107
Civil Violation	7	12%	51	88%	58
Other	1	100%	-	0%	1
Total	5,758	94%	373	6%	6,131
T Infraction	35,708	94%	2,435	6%	38,143
Misdemeanor	5,524	92%	462	8%	5,986
Other	1,301	68%	602	32%	1,903
Capias	279	95%	16	5%	295
Civil Violation	108	94%	7	6%	115
Felony	92	96%	4	4%	96
Show Cause	64	94%	4	6%	68
Motion	-	0%	9	100%	9
Total	43,076	92%	3,539	8%	46,615
V Warrant in Debt	2,437	96%	106	4%	2,543
Unlawful Detainer	2,238	98%	56	2%	2,294
Motion for Judgment	944	100%	-	0%	944
Garnishment	760	93%	54	7%	814
Admin License	341	92%	30	8%	371
Prelim Prot Order	95	98%	2	2%	97
Other	79	99%	1	1%	80
Interrogatory	74	100%	-	0%	74
Protective Order	69	99%	1	1%	70
Bond Forfeiture	63	95%	3	5%	66
Show Cause	42	98%	1	2%	43
Counter Claim	34	100%	-	0%	34
Overweight	21	100%	-	0%	21
Tenants Assertion	9	90%	1	10%	10
Detinue	6	100%	-	0%	6
Impoundment	-	0%	5	100%	5
Capias	3	100%	-	0%	3
Third Party Claim	3	100%	-	0%	3
Total	7,218	97%	260	3%	7,478
Total	56,052	93%	4,172	7%	60,224

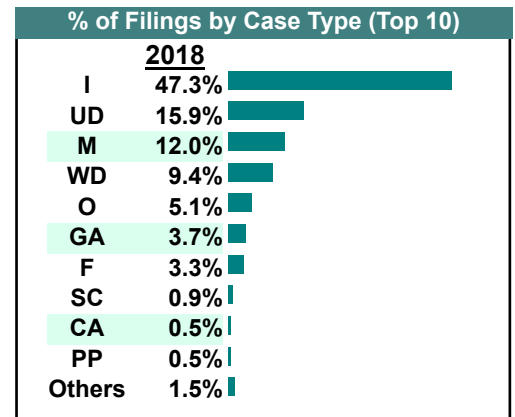
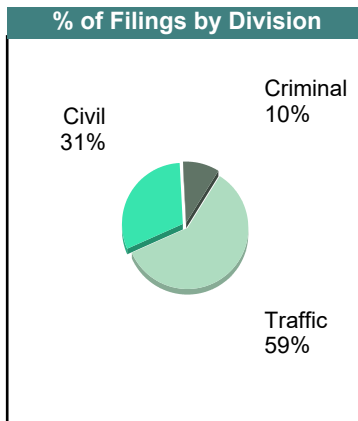
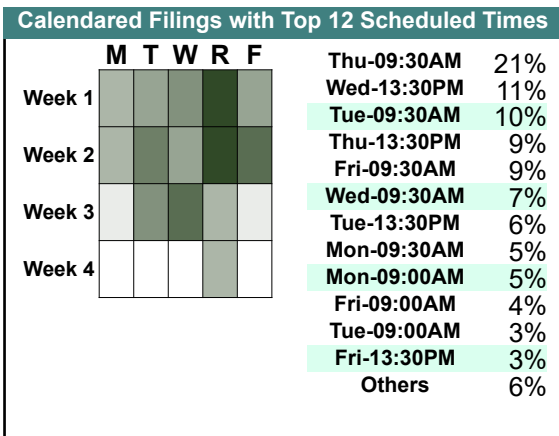
CASELOAD STATISTICS OF THE GENERAL DISTRICT COURTS

December 2018

Alexandria

District: 18

		Filings	Hearings	Transactions	Concluded	Cont
<u>Criminal</u>						
Capias	CA	7	18	18	7	11
Felony	F	67	190	190	65	125
Misdemeanor	M	123	457	460	144	316
Other	O	3	2	3	2	1
Show Cause	SC	10	17	17	11	6
Criminal Total		210	684	688	229	459
<u>Traffic</u>						
Capias	CA	4	11	11	4	7
Civil Violation	CV	1	8	8	5	3
Felony	F	4	19	19	7	12
Infraction	I	1,029	877	1,339	1,058	281
Misdemeanor	M	137	507	507	247	260
Other	O	107	85	132	114	18
Show Cause	SC	10	28	28	11	17
Traffic Total		1,292	1,535	2,044	1,446	598
<u>Civil</u>						
Admin License	AL	8	0	8	8	-
Bond Forfeiture	BF	0	10	16	8	6
Counter Claim	CC	0	3	3	0	3
Detinue	DT	0	0	1	1	-
Garnishment	GA	81	25	105	80	25
Interrogatory	IN	9	6	12	6	6
Motion for Judgment	MJ	5	5	6	5	1
Protective Order	PO	9	4	17	13	4
Prelim Prot Order	PP	10	0	10	10	-
Tenants Assertion	TA	0	1	1	0	1
Unlawful Detainer	UD	346	186	398	344	54
Warrant in Debt	WD	205	258	355	236	119
Civil Total		673	498	932	711	219
Alexandria Totals		2,175	2,717	3,664	2,386	1,276



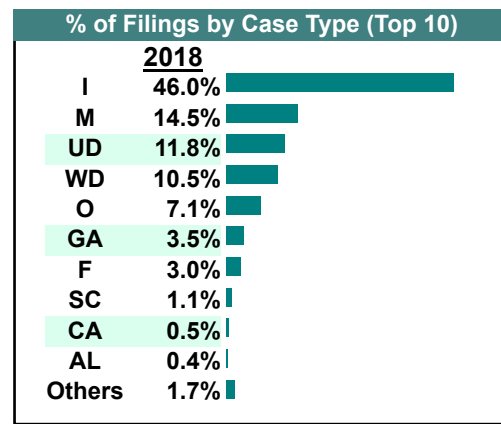
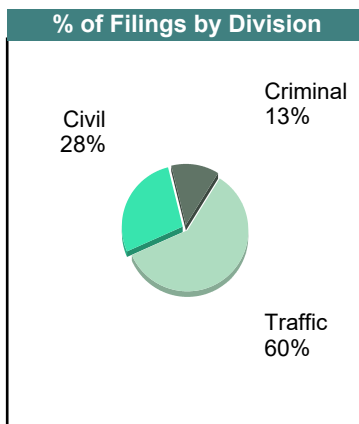
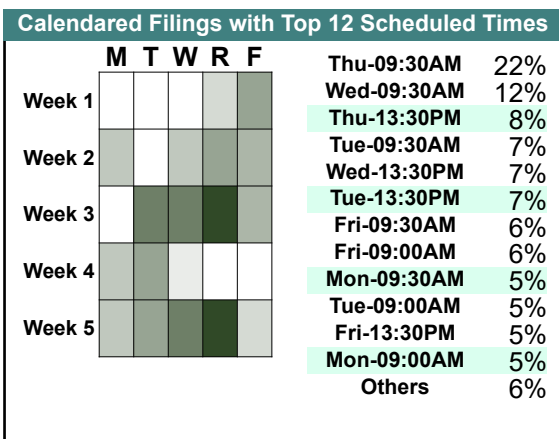
CASELOAD STATISTICS OF THE GENERAL DISTRICT COURTS

November 2018

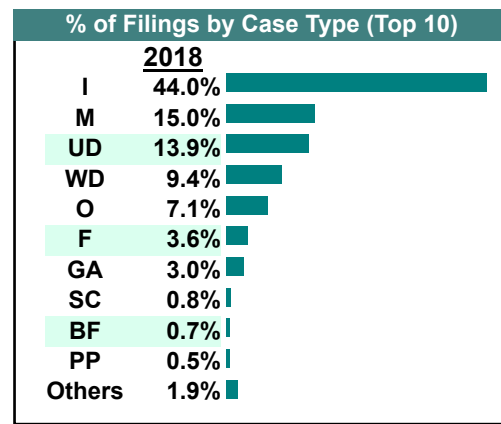
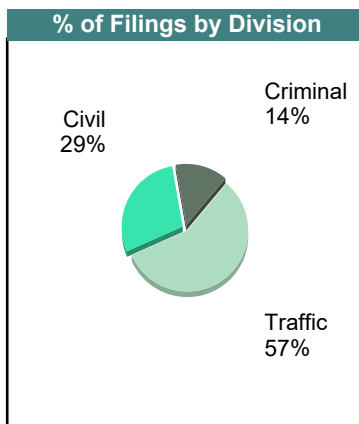
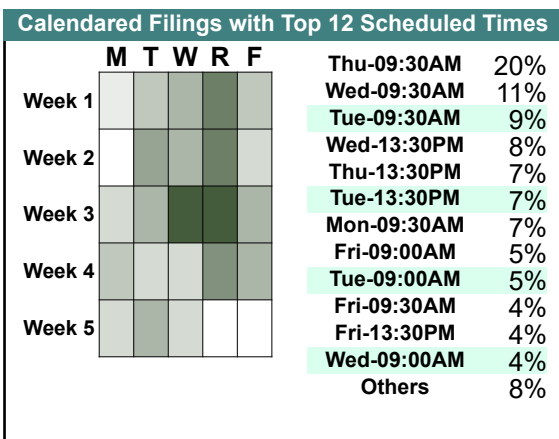
Alexandria

District: 18

		<u>Filings</u>	<u>Hearings</u>	<u>Transactions</u>	<u>Concluded</u>	<u>Cont</u>
<u>Criminal</u>						
Capias	CA	8	25	25	12	13
Civil Violation	CV	1	3	3	3	-
Felony	F	76	266	266	104	162
Misdemeanor	M	181	556	563	228	335
Other	O	62	68	91	82	9
Show Cause	SC	9	14	14	5	9
Criminal Total		337	932	962	434	528
<u>Traffic</u>						
Capias	CA	6	14	14	6	8
Civil Violation	CV	2	10	10	2	8
Felony	F	3	22	22	4	18
Infraction	I	1,218	1,004	1,558	1,232	326
Misdemeanor	M	202	617	617	234	383
Other	O	125	103	151	132	19
Show Cause	SC	21	40	40	18	22
Traffic Total		1,577	1,810	2,412	1,628	784
<u>Civil</u>						
Abstract	AJ	1	0	1	1	-
Admin License	AL	10	1	11	10	-
Bond Forfeiture	BF	8	12	18	8	7
Counter Claim	CC	2	3	4	1	3
Garnishment	GA	92	36	129	93	36
Interrogatory	IN	6	6	13	7	6
Motion for Judgment	MJ	2	2	12	10	2
Other	OT	4	5	7	4	2
Protective Order	PO	10	10	24	14	10
Prelim Prot Order	PP	7	0	7	7	-
Tenants Assertion	TA	2	3	6	3	3
Unlawful Detainer	UD	312	210	377	303	74
Warrant in Debt	WD	277	276	391	269	122
Civil Total		733	564	1,000	730	265
Alexandria Totals		2,647	3,306	4,374	2,792	1,577



		<u>Filings</u>	<u>Hearings</u>	<u>Transactions</u>	<u>Concluded</u>	<u>Cont</u>
<u>Criminal</u>						
Capias	CA	9	27	27	9	18
Civil Violation	CV	1	1	1	0	1
Felony	F	91	335	335	114	221
Misdemeanor	M	207	596	605	195	410
Other	O	58	51	63	56	7
Show Cause	SC	12	20	20	10	10
Criminal Total		378	1,030	1,051	384	667
<u>Traffic</u>						
Capias	CA	3	18	18	10	8
Civil Violation	CV	2	17	17	5	12
Felony	F	7	22	22	2	20
Infraction	I	1,198	1,044	1,602	1,236	366
Misdemeanor	M	201	641	641	247	394
Other	O	135	109	167	139	28
Show Cause	SC	11	27	27	12	14
Traffic Total		1,557	1,878	2,494	1,651	842
<u>Civil</u>						
Admin License	AL	6	1	6	5	1
Bond Forfeiture	BF	19	17	28	12	16
Counter Claim	CC	4	6	9	3	6
Detinue	DT	2	1	2	1	1
Garnishment	GA	81	22	99	77	22
Interrogatory	IN	4	8	13	5	8
Motion for Judgment	MJ	4	5	6	2	4
Other	OT	1	1	3	2	1
Protective Order	PO	11	15	20	5	15
Prelim Prot Order	PP	14	0	14	14	-
Tenants Assertion	TA	4	4	6	2	4
Unlawful Detainer	UD	379	219	435	369	66
Warrant in Debt	WD	257	299	396	226	170
Civil Total		786	598	1,037	723	314
Alexandria Totals		2,721	3,506	4,582	2,758	1,823



CASELOAD STATISTICS OF THE GENERAL DISTRICT COURTS


September 2018

Alexandria

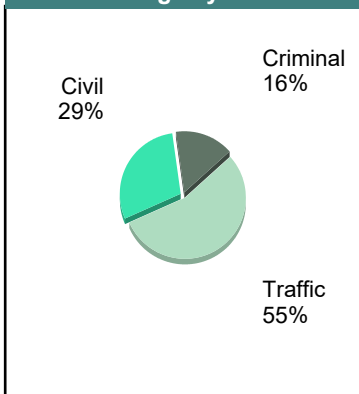
District: 18

		<u>Filings</u>	<u>Hearings</u>	<u>Transactions</u>	<u>Concluded</u>	<u>Cont</u>
<u>Criminal</u>						
Capias	CA	17	34	34	12	22
Civil Violation	CV	0	2	2	2	-
Felony	F	75	285	285	83	202
Misdemeanor	M	211	607	615	240	375
Other	O	108	102	125	107	18
Show Cause	SC	18	27	27	19	8
Criminal Total		429	1,057	1,088	463	625
<u>Traffic</u>						
Capias	CA	0	15	15	4	11
Civil Violation	CV	0	9	9	2	7
Felony	F	7	19	19	7	12
Infraction	I	1,189	979	1,538	1,194	344
Misdemeanor	M	151	589	589	221	368
Other	O	154	99	177	143	34
Show Cause	SC	9	24	24	8	16
Traffic Total		1,510	1,734	2,371	1,579	792
<u>Civil</u>						
Admin License	AL	4	0	4	4	-
Bond Forfeiture	BF	14	5	19	14	5
Counter Claim	CC	2	2	5	3	2
Garnishment	GA	84	31	109	78	30
Interrogatory	IN	7	7	18	11	7
Motion for Judgment	MJ	6	1	10	10	-
Other	OT	3	2	4	2	2
Protective Order	PO	15	10	30	20	10
Prelim Prot Order	PP	7	0	8	8	-
Tenants Assertion	TA	1	1	1	0	1
Unlawful Detainer	UD	407	247	479	414	65
Warrant in Debt	WD	256	280	387	247	140
Civil Total		806	586	1,074	811	262
Alexandria Totals		2,745	3,377	4,533	2,853	1,679

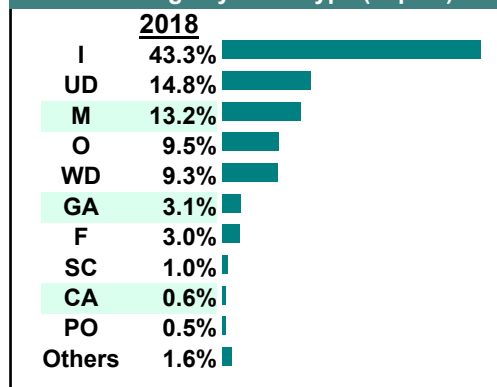
Calendared Filings with Top 12 Scheduled Times



% of Filings by Division



% of Filings by Case Type (Top 10)



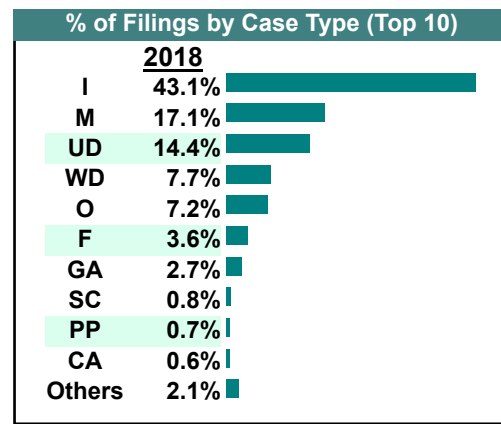
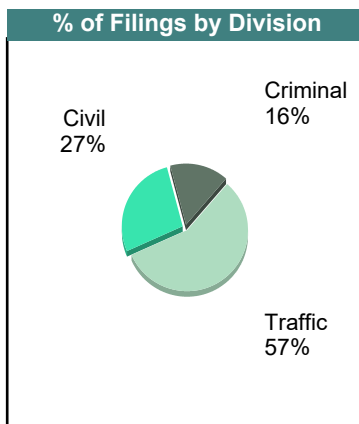
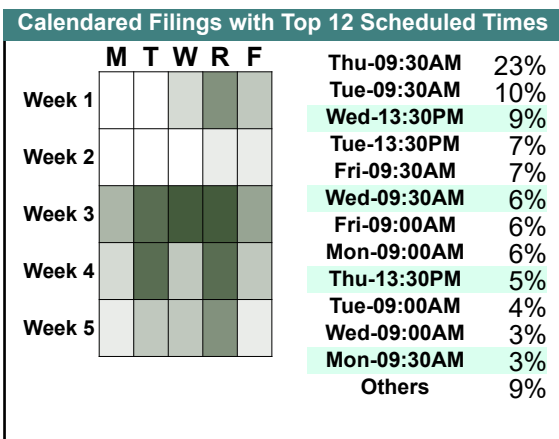
CASELOAD STATISTICS OF THE GENERAL DISTRICT COURTS

August 2018

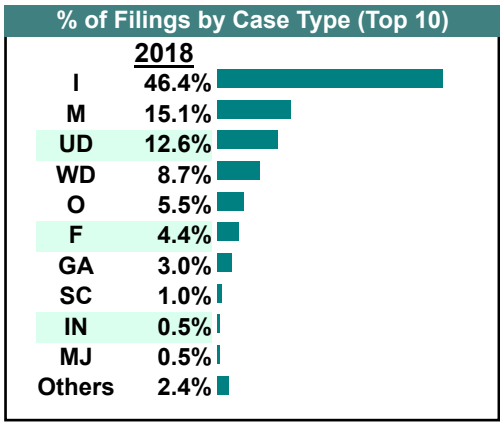
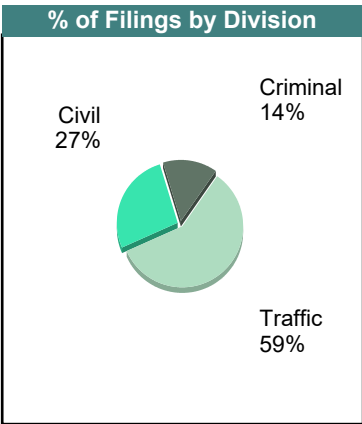
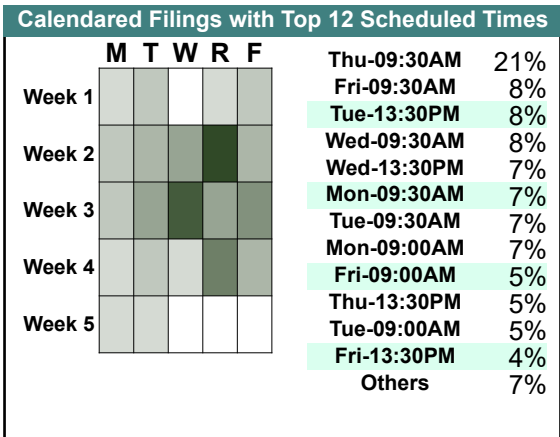
Alexandria

District: 18

		<u>Filings</u>	<u>Hearings</u>	<u>Transactions</u>	<u>Concluded</u>	<u>Cont</u>
<u>Criminal</u>						
Capias	CA	10	31	31	13	18
Civil Violation	CV	1	2	2	0	2
Felony	F	93	299	299	102	197
Misdemeanor	M	235	607	614	210	404
Other	O	68	60	77	43	34
Show Cause	SC	10	18	18	8	10
Criminal Total		417	1,017	1,041	376	665
<u>Traffic</u>						
Capias	CA	6	21	21	9	12
Civil Violation	CV	4	12	12	3	9
Felony	F	4	23	23	11	12
Infraction	I	1,146	969	1,525	1,166	359
Misdemeanor	M	219	678	678	229	449
Other	O	124	67	141	120	21
Show Cause	SC	11	36	36	18	18
Traffic Total		1,514	1,806	2,436	1,556	880
<u>Civil</u>						
Abstract	AJ	0	0	1	1	-
Admin License	AL	10	0	10	10	-
Bond Forfeiture	BF	6	7	15	10	5
Counter Claim	CC	0	1	1	0	1
Custody Relief	CR	1	0	2	2	-
Garnishment	GA	71	20	88	68	20
Interrogatory	IN	7	10	14	4	10
Motion for Judgment	MJ	11	14	24	21	3
Other	OT	0	4	5	2	3
Protective Order	PO	14	11	20	9	11
Prelim Prot Order	PP	19	1	19	18	1
Tenants Assertion	TA	2	0	2	2	-
Unlawful Detainer	UD	384	231	431	374	57
Warrant in Debt	WD	204	217	318	204	114
Civil Total		729	516	950	725	225
Alexandria Totals		2,660	3,339	4,427	2,657	1,770



		<u>Filings</u>	<u>Hearings</u>	<u>Transactions</u>	<u>Concluded</u>	<u>Cont</u>
<u>Criminal</u>						
Capias	CA	11	27	27	11	16
Civil Violation	CV	0	2	2	0	2
Felony	F	105	356	356	141	215
Misdemeanor	M	195	609	613	228	385
Other	O	51	49	58	54	4
Show Cause	SC	15	24	24	18	6
Criminal Total		377	1,067	1,080	452	628
<u>Traffic</u>						
Capias	CA	0	16	16	4	12
Civil Violation	CV	3	11	11	1	10
Felony	F	9	30	30	5	25
Infraction	I	1,208	1,012	1,590	1,224	366
Misdemeanor	M	199	666	666	225	441
Other	O	92	75	117	102	15
Show Cause	SC	12	32	32	8	24
Traffic Total		1,523	1,842	2,462	1,569	893
<u>Civil</u>						
Abstract	AJ	1	0	1	1	-
Admin License	AL	10	0	10	10	-
Bond Forfeiture	BF	10	14	21	9	12
Counter Claim	CC	4	6	6	2	4
Garnishment	GA	77	19	102	83	19
Interrogatory	IN	12	9	16	7	9
Motion for Judgment	MJ	12	9	17	13	4
Other	OT	6	6	7	5	2
Protective Order	PO	9	9	13	4	9
Prelim Prot Order	PP	8	2	9	7	2
Tenants Assertion	TA	0	1	2	1	1
Unlawful Detainer	UD	327	190	385	333	52
Warrant in Debt	WD	226	254	346	222	124
Civil Total		702	519	935	697	238
Alexandria Totals		2,602	3,428	4,477	2,718	1,759



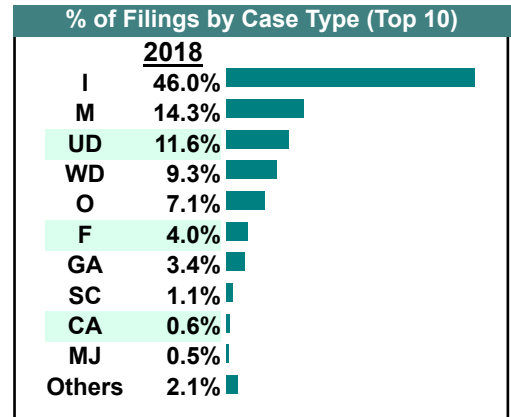
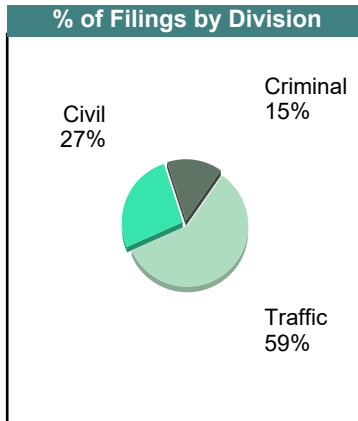
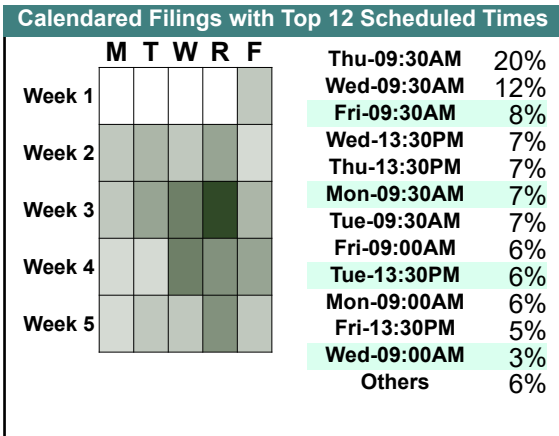
CASELOAD STATISTICS OF THE GENERAL DISTRICT COURTS

June 2018

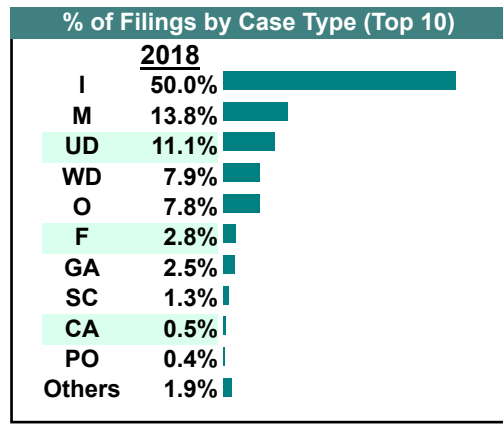
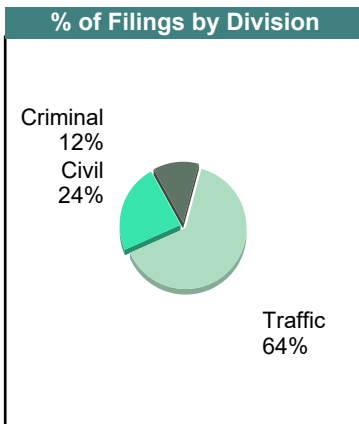
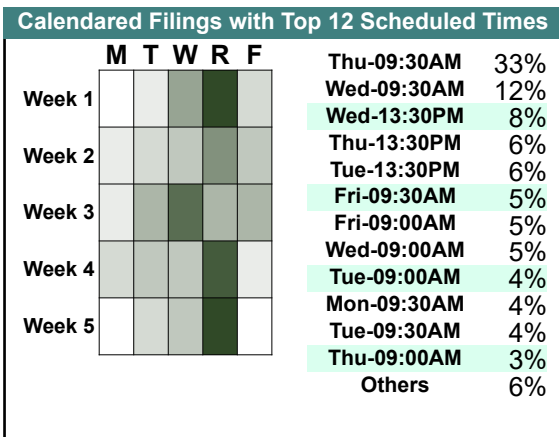
Alexandria

District: 18

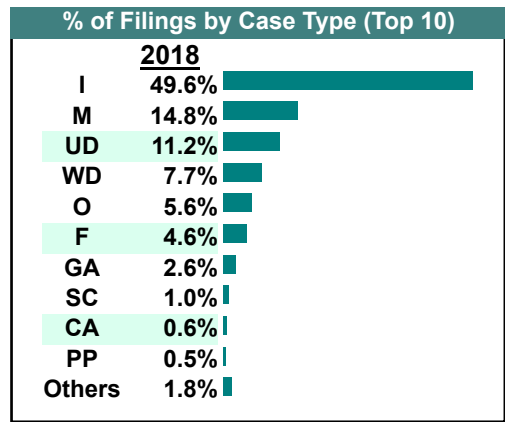
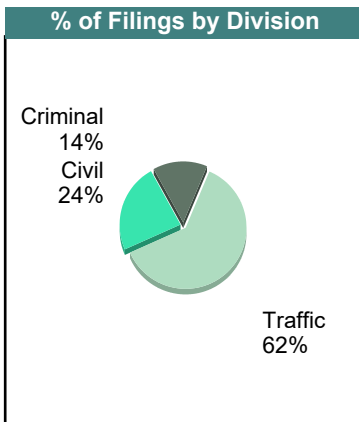
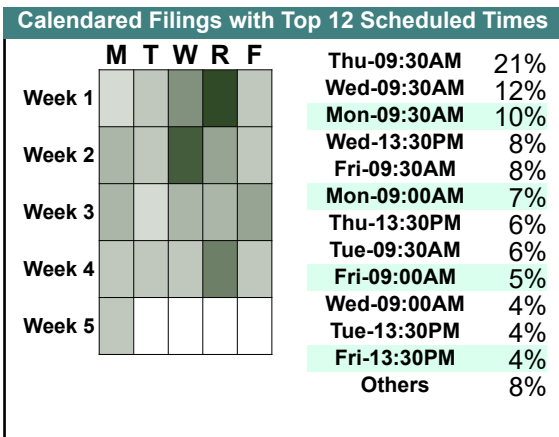
		<u>Filings</u>	<u>Hearings</u>	<u>Transactions</u>	<u>Concluded</u>	<u>Cont</u>
<u>Criminal</u>						
Capias	CA	6	21	21	9	12
Civil Violation	CV	2	4	4	1	3
Felony	F	107	382	382	94	288
Misdemeanor	M	215	671	688	246	442
Other	O	87	78	102	86	16
Show Cause	SC	12	22	22	11	11
Criminal Total		429	1,178	1,219	447	772
<u>Traffic</u>						
Capias	CA	12	29	29	9	20
Civil Violation	CV	4	13	13	1	12
Felony	F	8	27	27	11	16
Infraction	I	1,332	1,216	1,853	1,415	438
Misdemeanor	M	198	757	757	231	526
Other	O	120	100	152	123	29
Show Cause	SC	21	48	48	21	27
Traffic Total		1,695	2,190	2,879	1,811	1,068
<u>Civil</u>						
Abstract	AJ	1	0	1	1	-
Admin License	AL	11	0	11	11	-
Bond Forfeiture	BF	10	9	19	12	7
Counter Claim	CC	0	2	3	1	2
Detinue	DT	0	0	1	1	-
Garnishment	GA	99	23	120	97	23
Interrogatory	IN	8	3	9	6	3
Motion for Judgment	MJ	14	11	19	13	6
Overweight	OC	1	0	1	1	-
Other	OT	3	4	5	2	3
Protective Order	PO	7	8	13	5	8
Prelim Prot Order	PP	12	1	13	12	1
Tenants Assertion	TA	1	1	1	0	1
Unlawful Detainer	UD	337	224	427	332	95
Warrant in Debt	WD	269	277	378	263	115
Civil Total		773	563	1,021	757	264
Alexandria Totals		2,897	3,931	5,119	3,015	2,104



		<u>Filings</u>	<u>Hearings</u>	<u>Transactions</u>	<u>Concluded</u>	<u>Cont</u>
<u>Criminal</u>						
Capias	CA	6	24	24	8	16
Civil Violation	CV	0	2	2	2	-
Felony	F	87	355	355	121	234
Misdemeanor	M	225	637	651	239	412
Other	O	59	50	62	53	9
Show Cause	SC	17	32	32	19	13
Criminal Total		394	1,100	1,126	442	684
<u>Traffic</u>						
Capias	CA	11	31	31	14	17
Civil Violation	CV	4	10	10	3	7
Felony	F	3	21	21	7	14
Infraction	I	1,604	1,403	2,139	1,600	539
Misdemeanor	M	217	736	736	231	505
Other	O	191	108	216	185	31
Show Cause	SC	24	40	40	19	21
Traffic Total		2,054	2,349	3,193	2,059	1,134
<u>Civil</u>						
Abstract	AJ	3	0	3	3	-
Admin License	AL	12	0	12	12	-
Bond Forfeiture	BF	11	15	25	11	14
Counter Claim	CC	0	0	1	1	-
Garnishment	GA	80	17	105	88	17
Interrogatory	IN	5	6	12	6	6
Motion for Judgment	MJ	9	19	30	17	13
Other	OT	1	2	4	2	2
Protective Order	PO	14	9	21	12	9
Prelim Prot Order	PP	13	0	13	13	-
Tenants Assertion	TA	2	1	3	2	1
Unlawful Detainer	UD	355	235	439	359	80
Warrant in Debt	WD	254	275	413	308	105
Civil Total		759	579	1,081	834	247
Alexandria Totals		3,207	4,028	5,400	3,335	2,065



		<u>Filings</u>	<u>Hearings</u>	<u>Transactions</u>	<u>Concluded</u>	<u>Cont</u>
<u>Criminal</u>						
Capias	CA	11	27	27	6	21
Felony	F	114	370	370	102	268
Misdemeanor	M	205	612	621	228	393
Other	O	42	43	50	45	5
Show Cause	SC	15	28	28	17	11
Criminal Total		387	1,080	1,096	398	698
<u>Traffic</u>						
Capias	CA	6	13	13	3	10
Civil Violation	CV	0	7	7	3	4
Felony	F	11	25	25	3	22
Infraction	I	1,339	1,230	1,865	1,417	448
Misdemeanor	M	194	740	741	266	475
Other	O	109	80	139	118	21
Show Cause	SC	13	35	35	13	22
Traffic Total		1,672	2,130	2,825	1,823	1,002
<u>Civil</u>						
Abstract	AJ	2	0	2	2	-
Admin License	AL	8	0	8	8	-
Bond Forfeiture	BF	9	14	18	4	13
Counter Claim	CC	2	1	2	1	1
Detinue	DT	2	1	2	1	1
Garnishment	GA	69	32	88	56	32
Interrogatory	IN	1	2	6	4	2
Motion for Judgment	MJ	10	12	16	7	9
Other	OT	3	4	6	3	3
Protective Order	PO	10	8	24	16	8
Prelim Prot Order	PP	13	0	14	14	-
Tenants Assertion	TA	1	0	1	1	-
Third Party Claim	TH	0	0	1	1	-
Unlawful Detainer	UD	301	180	367	310	57
Warrant in Debt	WD	207	228	334	189	145
Civil Total		638	482	889	617	271
Alexandria Totals		2,697	3,692	4,810	2,838	1,971



CASELOAD STATISTICS OF THE GENERAL DISTRICT COURTS

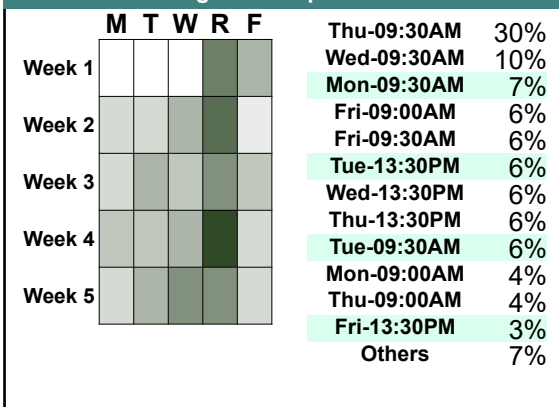
March 2018

Alexandria

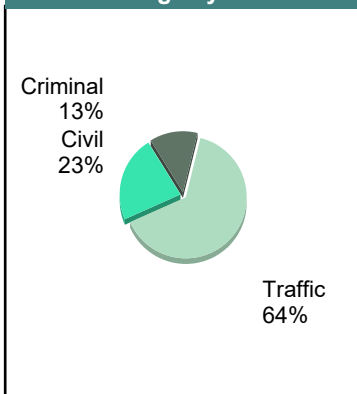
District: 18

		<u>Filings</u>	<u>Hearings</u>	<u>Transactions</u>	<u>Concluded</u>	<u>Cont</u>
<u>Criminal</u>						
Capias	CA	15	32	32	14	18
Civil Violation	CV	0	2	2	0	2
Felony	F	86	380	380	108	272
Misdemeanor	M	219	738	756	265	491
Other	O	81	61	87	72	15
Show Cause	SC	14	26	26	18	8
Criminal Total		415	1,239	1,283	477	806
<u>Traffic</u>						
Capias	CA	7	24	24	7	17
Civil Violation	CV	1	12	12	3	9
Felony	F	7	31	31	14	17
Infraction	I	1,715	1,402	2,189	1,614	575
Misdemeanor	M	222	857	858	249	609
Other	O	134	110	165	130	35
Show Cause	SC	13	36	36	17	19
Traffic Total		2,099	2,472	3,315	2,034	1,281
<u>Civil</u>						
Admin License	AL	12	0	12	12	-
Bond Forfeiture	BF	16	12	22	10	12
Counter Claim	CC	2	1	4	3	1
Garnishment	GA	86	17	89	72	17
Interrogatory	IN	3	5	19	14	5
Motion for Judgment	MJ	8	11	14	6	8
Other	OT	0	1	2	2	-
Protective Order	PO	20	10	26	16	10
Prelim Prot Order	PP	15	0	15	15	-
Tenants Assertion	TA	1	0	1	1	-
Unlawful Detainer	UD	362	196	427	362	65
Warrant in Debt	WD	218	272	391	249	142
Civil Total		743	525	1,022	762	260
Alexandria Totals		3,257	4,236	5,620	3,273	2,347

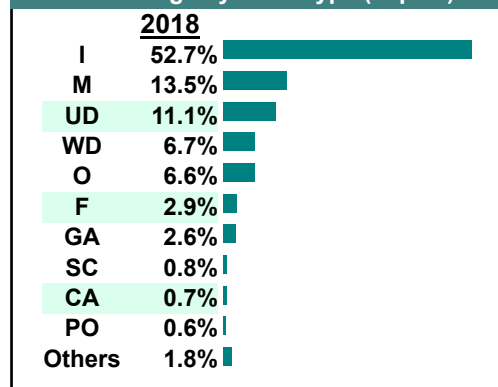
Calendared Filings with Top 12 Scheduled Times



% of Filings by Division



% of Filings by Case Type (Top 10)



CASELOAD STATISTICS OF THE GENERAL DISTRICT COURTS

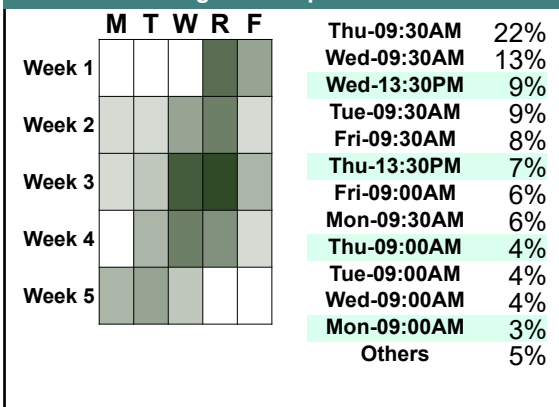
February 2018

Alexandria

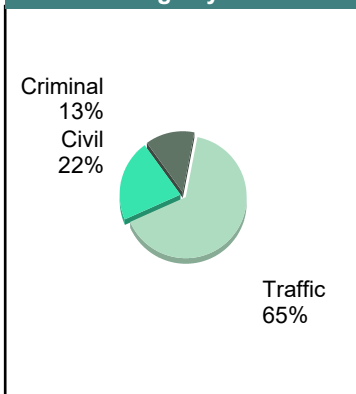
District: 18

		<u>Filings</u>	<u>Hearings</u>	<u>Transactions</u>	<u>Concluded</u>	<u>Cont</u>
<u>Criminal</u>						
Capias	CA	8	26	26	10	16
Felony	F	102	362	362	91	271
Misdemeanor	M	211	684	689	222	467
Other	O	77	58	80	73	7
Show Cause	SC	14	27	27	11	16
Criminal Total		412	1,157	1,184	407	777
<u>Traffic</u>						
Capias	CA	6	19	19	5	14
Civil Violation	CV	1	5	5	1	4
Felony	F	5	27	27	5	22
Infraction	I	1,658	1,432	2,207	1,739	467
Misdemeanor	M	270	938	938	330	608
Other	O	131	102	163	135	28
Show Cause	SC	8	28	28	11	16
Traffic Total		2,079	2,551	3,387	2,226	1,159
<u>Civil</u>						
Admin License	AL	10	0	10	10	-
Bond Forfeiture	BF	10	12	26	15	11
Counter Claim	CC	4	5	10	5	5
Custody Relief	CR	0	0	1	1	-
Garnishment	GA	35	11	62	51	11
Interrogatory	IN	3	4	8	4	4
Motion for Judgment	MJ	11	6	13	9	4
Other	OT	1	2	4	3	1
Protective Order	PO	11	9	14	5	9
Prelim Prot Order	PP	16	1	16	15	1
Tenants Assertion	TA	0	3	6	3	3
Unlawful Detainer	UD	363	227	445	367	78
Warrant in Debt	WD	226	252	344	220	124
Civil Total		690	532	959	708	251
Alexandria Totals		3,181	4,240	5,530	3,341	2,187

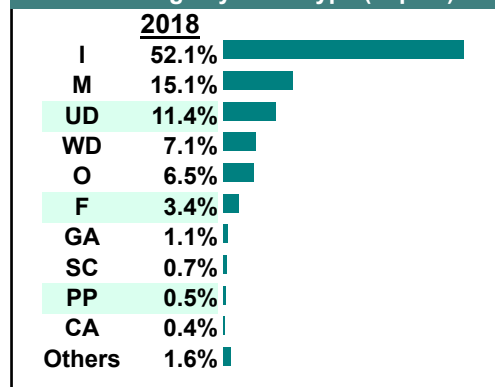
Calendared Filings with Top 12 Scheduled Times



% of Filings by Division



% of Filings by Case Type (Top 10)



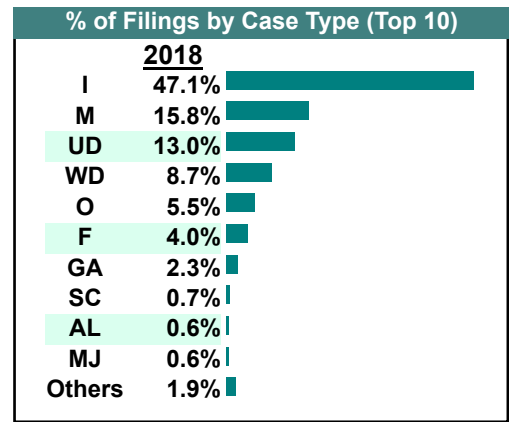
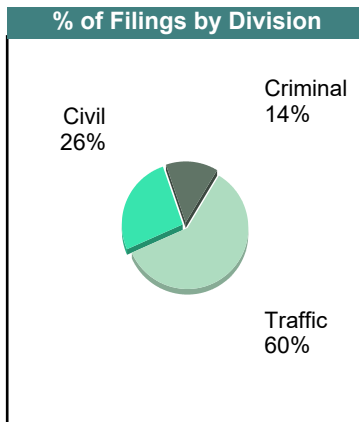
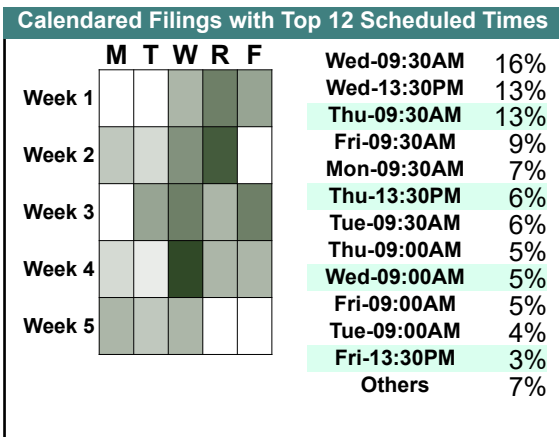
CASELOAD STATISTICS OF THE GENERAL DISTRICT COURTS

January 2018

Alexandria

District: 18

		<u>Filings</u>	<u>Hearings</u>	<u>Transactions</u>	<u>Concluded</u>	<u>Cont</u>
<u>Criminal</u>						
Capias	CA	5	23	23	6	17
Civil Violation	CV	1	1	1	0	1
Felony	F	124	355	355	91	264
Misdemeanor	M	253	720	728	239	489
Other	O	51	46	52	48	4
Show Cause	SC	11	23	23	11	12
Criminal Total		445	1,168	1,182	395	787
<u>Traffic</u>						
Capias	CA	6	23	23	8	15
Civil Violation	CV	3	12	12	2	10
Felony	F	5	30	30	10	20
Infraction	I	1,513	1,515	2,134	1,558	576
Misdemeanor	M	255	956	956	286	670
Other	O	125	121	156	113	43
Show Cause	SC	12	42	42	11	31
Traffic Total		1,919	2,699	3,353	1,988	1,365
<u>Civil</u>						
Abstract	AJ	2	0	2	2	-
Admin License	AL	18	0	18	18	-
Bond Forfeiture	BF	14	19	29	10	19
Counter Claim	CC	1	3	4	1	3
Garnishment	GA	73	34	106	72	34
Interrogatory	IN	4	7	10	3	7
Motion for Judgment	MJ	18	23	29	10	19
Other	OT	2	7	9	4	5
Protective Order	PO	8	3	15	12	3
Prelim Prot Order	PP	10	0	10	10	-
Tenants Assertion	TA	3	4	6	2	4
Third Party Claim	TH	1	1	1	0	1
Unlawful Detainer	UD	417	271	518	413	105
Warrant in Debt	WD	280	331	436	252	184
Civil Total		851	703	1,193	809	384
Alexandria Totals		3,215	4,570	5,728	3,192	2,536



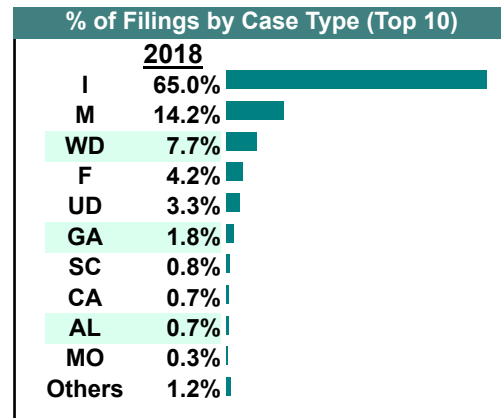
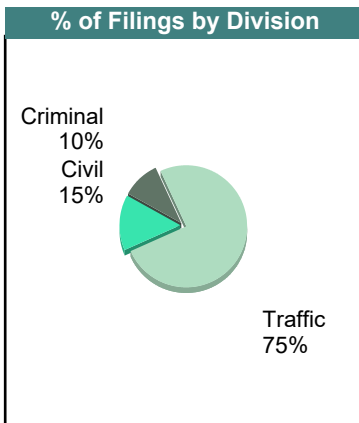
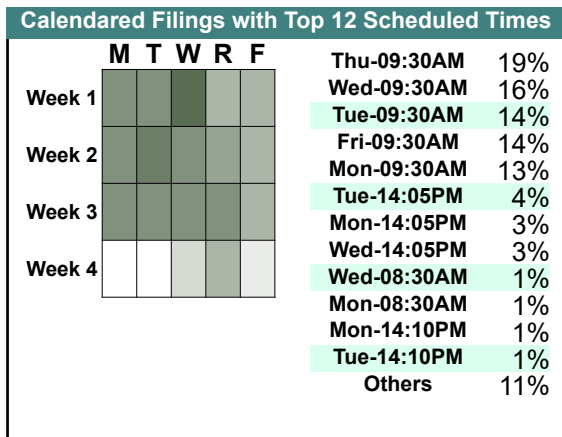
Filings by Court & Division

<u>Alexandria</u>			
C	Misdemeanor	2,480	7.3%
	Felony	1,127	3.3%
	Other	747	2.2%
	Show Cause	157	0.5%
	Capias	113	0.3%
	Civil Violation	6	0.0%
	Total	4,630	14%
T	Infraction	16,149	47.5%
	Misdemeanor	2,465	7.2%
	Other	1,547	4.5%
	Show Cause	165	0.5%
	Felony	73	0.2%
	Capias	67	0.2%
	Civil Violation	25	0.1%
Total	20,491	60%	
V	Unlawful Detainer	4,290	12.6%
	Warrant in Debt	2,879	8.5%
	Garnishment	928	2.7%
	Prelim Prot Order	144	0.4%
	Protective Order	138	0.4%
	Bond Forfeiture	127	0.4%
	Admin License	119	0.3%
	Motion for Judgment	110	0.3%
	Interrogatory	69	0.2%
	Other	24	0.1%
	Counter Claim	21	0.1%
	Tenants Assertion	17	0.0%
	Abstract	10	0.0%
	Detinue	4	0.0%
	Custody Relief	1	0.0%
	Overweight	1	0.0%
Third Party Claim	1	0.0%	
Total	8,883	26%	
Total		34,004	100%

CASELOAD STATISTICS OF THE GENERAL DISTRICT COURTS

December 2018

		<u>Filings</u>	<u>Hearings</u>	<u>Transactions</u>	<u>Concluded</u>	<u>Cont</u>
<u>Criminal</u>						
Capias	CA	70	255	255	91	164
Civil Violation	CV	7	9	9	8	1
Felony	F	875	2,785	2,785	557	2,228
Misdemeanor	M	1,148	2,765	2,806	1,100	1,706
Motion	MO	20	20	20	20	-
Show Cause	SC	64	142	142	54	88
Criminal Total		2,184	5,976	6,017	1,830	4,187
<u>Traffic</u>						
Capias	CA	86	242	242	121	120
Civil Violation	CV	33	110	110	29	81
Felony	F	36	168	168	38	130
Infraction	I	13,979	9,735	15,905	13,681	2,213
Misdemeanor	M	1,918	4,067	4,069	1,926	2,138
Motion	MO	46	48	48	43	2
Restricted O/L	RL	6	6	6	5	-
Show Cause	SC	81	160	160	64	95
Traffic Total		16,185	14,536	20,708	15,907	4,779
<u>Civil</u>						
Abstract	AJ	7	0	7	7	-
Admin License	AL	150	3	155	152	3
Bond Forfeiture	BF	29	27	66	46	20
Capias	CA	2	1	2	1	1
Counter Claim	CC	12	10	18	12	6
Detinue	DT	6	6	11	9	2
Garnishment	GA	395	111	486	375	110
Impoundment	IM	40	1	40	40	-
Interrogatory	IN	37	45	107	62	45
Motion for Judgment	MJ	5	2	6	5	1
Overweight	OC	10	1	11	10	1
Other	OT	9	15	28	17	11
Protective Order	PO	24	16	38	22	16
Prelim Prot Order	PP	27	1	28	27	1
Show Cause	SC	27	14	45	33	12
Tenants Assertion	TA	5	4	7	4	3
Third Party Claim	TH	1	1	1	0	1
Unlawful Detainer	UD	704	518	901	678	223
Warrant in Debt	WD	1,661	1,761	2,508	1,644	864
Zoning Viol	ZO	1	2	3	2	1
Civil Total		3,152	2,539	4,468	3,146	1,321
Fairfax Totals		21,521	23,051	31,193	20,883	10,287



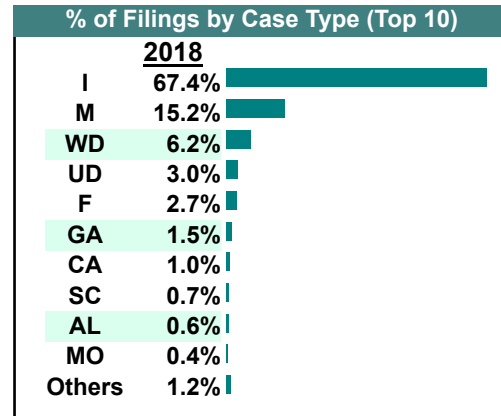
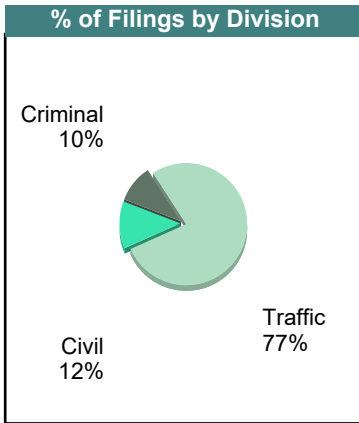
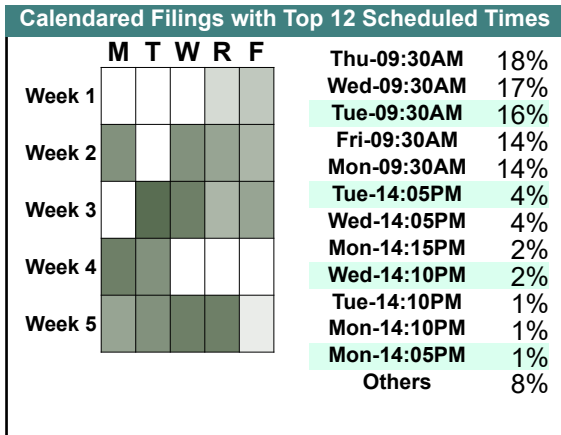
CASELOAD STATISTICS OF THE GENERAL DISTRICT COURTS

November 2018

Fairfax

District: 19

		<u>Filings</u>	<u>Hearings</u>	<u>Transactions</u>	<u>Concluded</u>	<u>Cont</u>
<u>Criminal</u>						
Capias	CA	111	354	354	132	222
Felony	F	596	2,415	2,415	567	1,848
Misdemeanor	M	1,596	3,557	3,608	1,524	2,084
Motion	MO	22	22	22	22	-
Show Cause	SC	68	159	159	59	100
Criminal Total		2,393	6,507	6,558	2,304	4,254
<u>Traffic</u>						
Capias	CA	129	272	272	117	154
Civil Violation	CV	46	116	116	35	80
Felony	F	46	172	172	32	139
Infraction	I	15,956	10,971	17,947	15,753	2,190
Misdemeanor	M	2,013	4,298	4,299	2,095	2,198
Motion	MO	83	87	87	77	4
Restricted O/L	RL	10	10	10	10	-
Show Cause	SC	62	144	144	64	78
Traffic Total		18,345	16,070	23,047	18,183	4,843
<u>Civil</u>						
Abstract	AJ	6	0	6	6	-
Admin License	AL	142	7	149	142	2
Bond Forfeiture	BF	31	46	62	21	41
Capias	CA	2	0	4	4	-
Counter Claim	CC	7	8	14	9	5
Custody Relief	CR	1	1	1	0	1
Detinue	DT	5	3	9	6	3
Garnishment	GA	365	115	471	356	115
Impoundment	IM	23	2	24	22	1
Interrogatory	IN	52	60	103	43	60
Motion for Judgment	MJ	1	7	12	10	2
Overweight	OC	2	1	3	2	1
Other	OT	17	26	40	16	24
Protective Order	PO	27	18	38	20	18
Prelim Prot Order	PP	35	0	35	35	-
Petition-Restore Arms	PR	2	0	2	2	-
Show Cause	SC	33	25	50	27	23
Tenants Assertion	TA	6	6	12	6	6
Unlawful Detainer	UD	718	504	966	753	213
Warrant in Debt	WD	1,474	1,542	2,239	1,541	696
Zoning Viol	ZO	2	4	6	4	2
Civil Total		2,951	2,375	4,246	3,025	1,213
Fairfax Totals		23,689	24,952	33,851	23,512	10,310



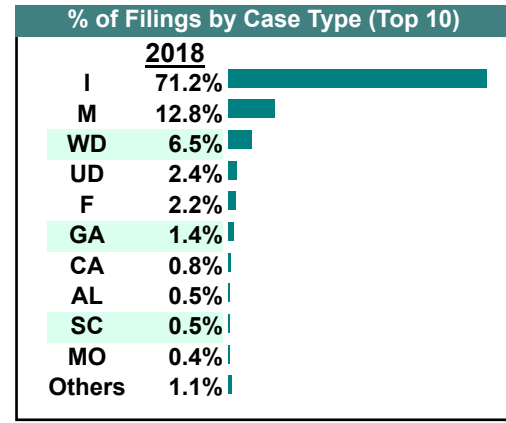
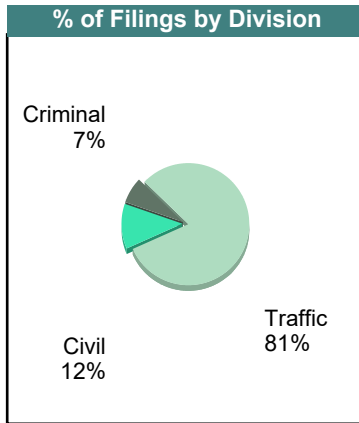
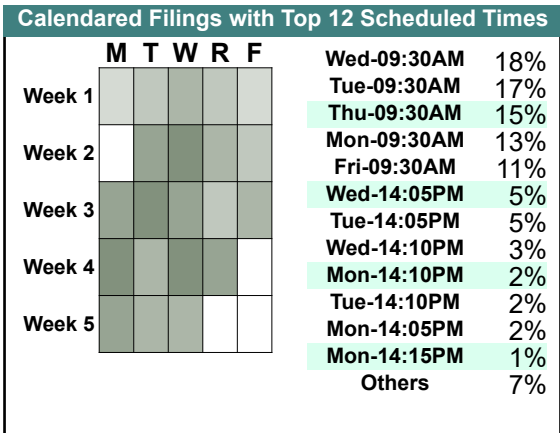
CASELOAD STATISTICS OF THE GENERAL DISTRICT COURTS

October 2018

Fairfax

District: 19

		Filings	Hearings	Transactions	Concluded	Cont
<u>Criminal</u>						
Capias	CA	94	301	301	84	217
Civil Violation	CV	2	7	7	4	3
Felony	F	586	3,097	3,097	877	2,220
Misdemeanor	M	1,214	3,095	3,130	1,236	1,894
Motion	MO	21	21	21	21	-
Show Cause	SC	65	134	134	58	76
Criminal Total		1,982	6,655	6,690	2,280	4,410
<u>Traffic</u>						
Capias	CA	135	293	293	124	169
Civil Violation	CV	44	106	106	30	76
Felony	F	36	183	183	38	145
Infraction	I	19,816	15,503	23,578	21,477	2,099
Misdemeanor	M	2,348	4,894	4,896	2,367	2,529
Motion	MO	98	102	102	98	4
Restricted O/L	RL	5	6	6	5	1
Show Cause	SC	53	146	146	61	85
Traffic Total		22,535	21,233	29,310	24,200	5,108
<u>Civil</u>						
Abstract	AJ	7	0	7	7	-
Admin License	AL	151	7	151	144	7
Bond Forfeiture	BF	42	48	92	59	33
Capias	CA	2	2	3	1	2
Counter Claim	CC	16	11	18	11	7
Custody Relief	CR	1	1	1	1	-
Detinue	DT	11	6	16	11	5
Garnishment	GA	401	76	494	418	76
Impoundment	IM	36	3	39	36	3
Interrogatory	IN	37	55	120	65	55
Motion for Judgment	MJ	3	8	16	11	5
Overweight	OC	17	1	17	16	1
Other	OT	26	27	39	14	25
Protective Order	PO	23	9	40	31	9
Prelim Prot Order	PP	29	0	29	29	-
Petition-Restore Arms	PR	1	0	1	1	-
Show Cause	SC	25	14	39	26	13
Tenants Assertion	TA	5	9	14	6	8
Third Party Claim	TH	0	1	1	1	-
Unlawful Detainer	UD	665	448	863	659	204
Warrant in Debt	WD	1,797	1,868	2,690	1,753	937
Zoning Viol	ZO	6	5	10	7	3
Civil Total		3,301	2,599	4,700	3,307	1,393
Fairfax Totals		27,818	30,487	40,700	29,787	10,911



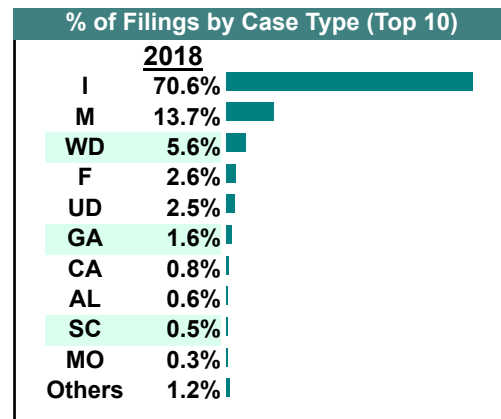
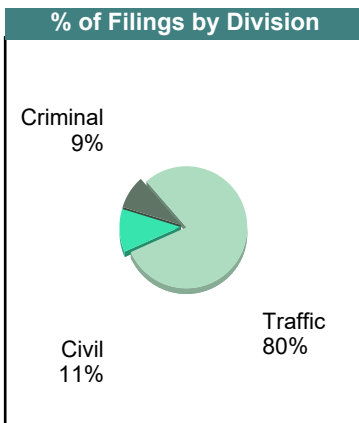
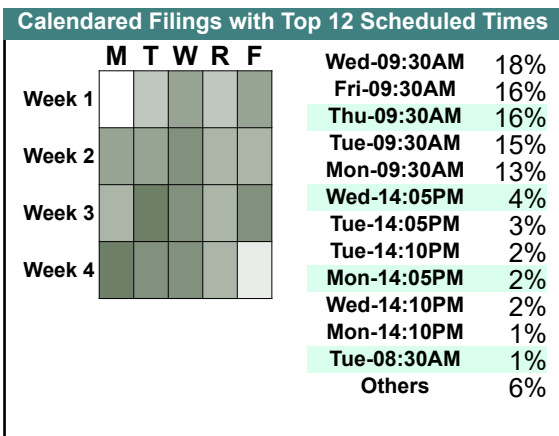
CASELOAD STATISTICS OF THE GENERAL DISTRICT COURTS

September 2018

Fairfax

District: 19

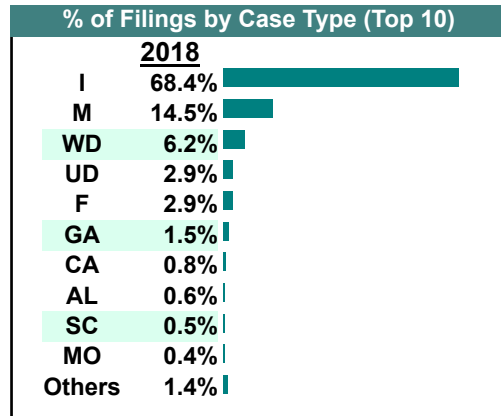
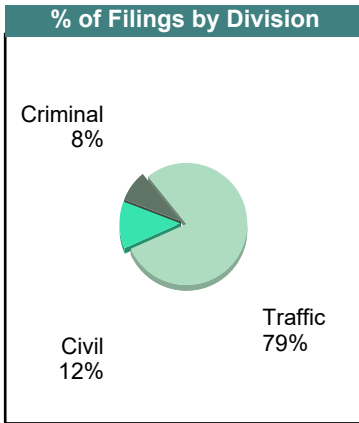
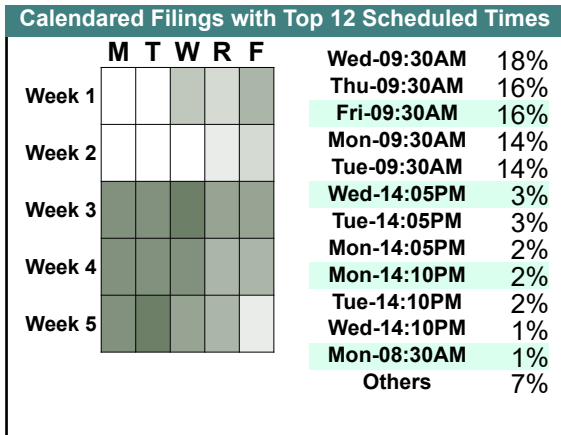
		<u>Filings</u>	<u>Hearings</u>	<u>Transactions</u>	<u>Concluded</u>	<u>Cont</u>
<u>Criminal</u>						
Capias	CA	107	353	353	109	244
Civil Violation	CV	10	14	16	11	5
Felony	F	663	2,831	2,831	677	2,154
Misdemeanor	M	1,507	3,602	3,672	1,489	2,183
Motion	MO	33	33	33	33	-
Show Cause	SC	54	106	106	41	65
Criminal Total		2,374	6,939	7,011	2,360	4,651
<u>Traffic</u>						
Capias	CA	101	254	254	95	159
Civil Violation	CV	25	109	109	39	70
Felony	F	38	159	159	26	133
Infraction	I	18,866	12,943	21,323	18,145	3,177
Misdemeanor	M	2,169	4,871	4,871	2,298	2,573
Motion	MO	59	67	67	59	8
Restricted O/L	RL	4	4	4	4	-
Show Cause	SC	46	133	133	57	76
Traffic Total		21,308	18,540	26,920	20,723	6,196
<u>Civil</u>						
Abstract	AJ	7	0	7	7	-
Admin License	AL	149	1	150	149	1
Bond Forfeiture	BF	29	20	48	32	16
Capias	CA	1	0	1	1	-
Counter Claim	CC	10	12	23	15	8
Custody Relief	CR	1	0	1	1	-
Detinue	DT	6	7	10	6	4
Garnishment	GA	438	119	508	389	118
Impoundment	IM	26	0	26	26	-
Interrogatory	IN	59	67	106	39	67
Motion for Judgment	MJ	28	23	32	17	15
Overweight	OC	2	1	4	3	1
Other	OT	22	26	35	15	20
Protective Order	PO	27	19	40	21	19
Prelim Prot Order	PP	41	0	41	41	-
Petition-Restore Arms	PR	1	0	1	1	-
Show Cause	SC	27	16	37	22	15
Tenants Assertion	TA	4	8	9	3	6
Third Party Claim	TH	1	2	2	0	2
Unlawful Detainer	UD	666	480	850	639	211
Warrant in Debt	WD	1,507	1,664	2,295	1,402	893
Zoning Viol	ZO	5	6	7	2	5
Civil Total		3,057	2,471	4,233	2,831	1,401
Fairfax Totals		26,739	27,950	38,164	25,914	12,248



CASELOAD STATISTICS OF THE GENERAL DISTRICT COURTS

August 2018

		<u>Filings</u>	<u>Hearings</u>	<u>Transactions</u>	<u>Concluded</u>	<u>Cont</u>
<u>Criminal</u>						
Capias	CA	101	324	324	93	231
Civil Violation	CV	19	15	21	16	5
Felony	F	710	3,065	3,065	771	2,293
Misdemeanor	M	1,267	2,897	2,946	1,129	1,817
Motion	MO	32	34	34	32	2
Show Cause	SC	62	146	146	65	81
Criminal Total		2,191	6,481	6,536	2,106	4,429
<u>Traffic</u>						
Capias	CA	105	247	247	112	135
Civil Violation	CV	30	128	128	49	79
Felony	F	41	179	179	45	133
Infraction	I	18,022	12,594	20,761	18,218	2,540
Misdemeanor	M	2,539	5,130	5,131	2,563	2,562
Motion	MO	70	71	71	67	1
Restricted O/L	RL	4	5	5	5	-
Show Cause	SC	48	135	135	55	80
Traffic Total		20,859	18,489	26,657	21,114	5,530
<u>Civil</u>						
Abstract	AJ	15	0	15	15	-
Admin License	AL	152	2	155	153	1
Bond Forfeiture	BF	50	43	85	48	37
Capias	CA	2	1	2	1	1
Counter Claim	CC	22	19	35	22	13
Custody Relief	CR	1	0	1	1	-
Detinue	DT	6	2	7	5	2
Garnishment	GA	394	83	481	398	83
Impoundment	IM	37	4	38	34	1
Interrogatory	IN	75	77	129	52	77
Motion for Judgment	MJ	1	8	12	8	4
Overweight	OC	37	1	44	43	1
Other	OT	7	11	18	12	6
Protective Order	PO	18	10	24	14	10
Prelim Prot Order	PP	31	4	35	31	4
Show Cause	SC	34	18	44	29	15
Tenants Assertion	TA	5	12	15	5	10
Unlawful Detainer	UD	764	509	944	740	204
Warrant in Debt	WD	1,628	1,698	2,429	1,558	871
Zoning Viol	ZO	5	4	6	3	3
Civil Total		3,284	2,506	4,519	3,172	1,343
Fairfax Totals		26,334	27,476	37,712	26,392	11,302



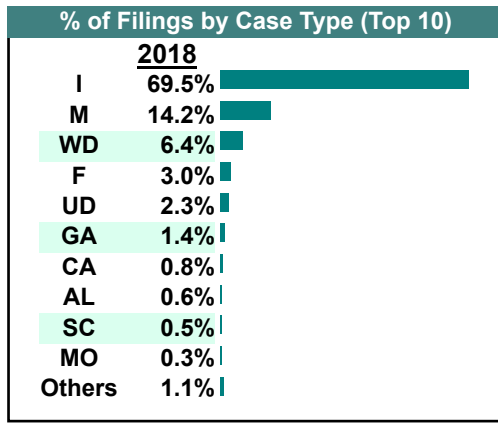
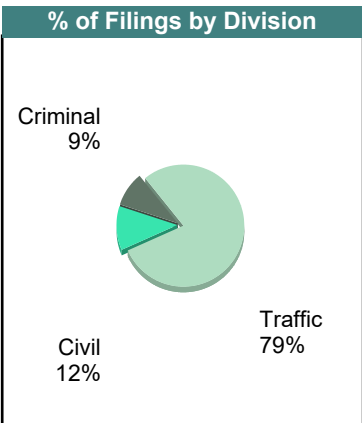
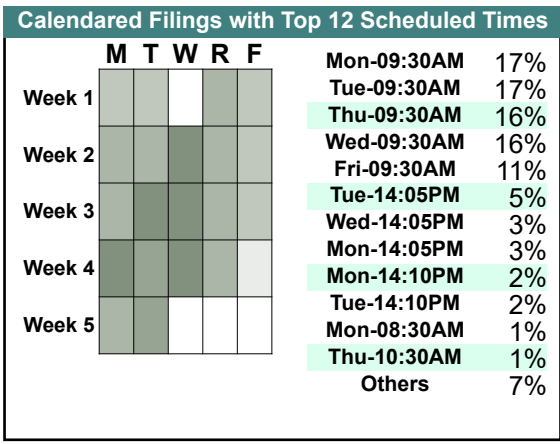
CASELOAD STATISTICS OF THE GENERAL DISTRICT COURTS

July 2018

Fairfax

District: 19

		<u>Filings</u>	<u>Hearings</u>	<u>Transactions</u>	<u>Concluded</u>	<u>Cont</u>
<u>Criminal</u>						
Capias	CA	104	334	334	134	200
Civil Violation	CV	13	16	17	13	4
Felony	F	782	3,554	3,554	917	2,637
Misdemeanor	M	1,551	3,650	3,724	1,685	2,039
Motion	MO	27	28	28	28	-
Show Cause	SC	57	109	109	49	60
Criminal Total		2,534	7,691	7,766	2,826	4,940
<u>Traffic</u>						
Capias	CA	112	252	252	130	122
Civil Violation	CV	30	112	112	37	75
Felony	F	35	178	178	42	136
Infraction	I	18,995	12,955	21,074	18,472	2,602
Misdemeanor	M	2,318	4,800	4,802	2,231	2,571
Motion	MO	66	77	77	68	9
Restricted O/L	RL	3	4	4	3	1
Show Cause	SC	42	93	93	32	61
Traffic Total		21,601	18,471	26,592	21,015	5,577
<u>Civil</u>						
Abstract	AJ	6	0	6	6	-
Admin License	AL	154	6	161	155	3
Bond Forfeiture	BF	58	24	88	68	20
Capias	CA	1	0	1	1	-
Counter Claim	CC	7	11	17	9	8
Custody Relief	CR	0	1	1	0	1
Detinue	DT	14	9	19	13	6
Garnishment	GA	382	92	476	384	92
Impoundment	IM	33	2	35	33	2
Interrogatory	IN	34	37	75	38	37
Motion for Judgment	MJ	2	6	17	12	5
Overweight	OC	7	2	10	8	2
Other	OT	21	20	32	16	16
Protective Order	PO	25	11	38	27	11
Prelim Prot Order	PP	33	0	33	33	-
Show Cause	SC	27	14	39	28	11
Tenants Assertion	TA	6	6	8	2	6
Third Party Claim	TH	2	2	4	2	2
Unlawful Detainer	UD	628	392	798	639	159
Warrant in Debt	WD	1,753	1,811	2,587	1,725	862
Zoning Viol	ZO	2	1	3	2	1
Civil Total		3,195	2,447	4,448	3,201	1,244
Fairfax Totals		27,330	28,609	38,806	27,042	11,761



CASELOAD STATISTICS OF THE GENERAL DISTRICT COURTS

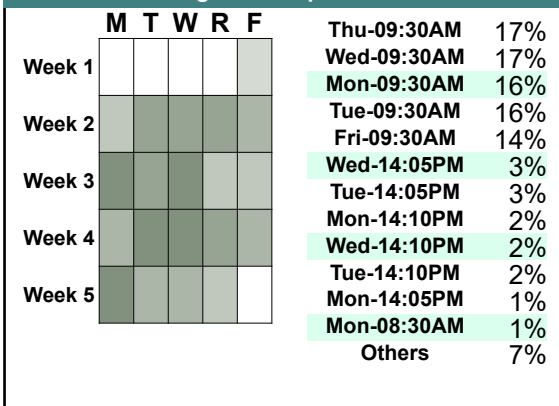
June 2018

Fairfax

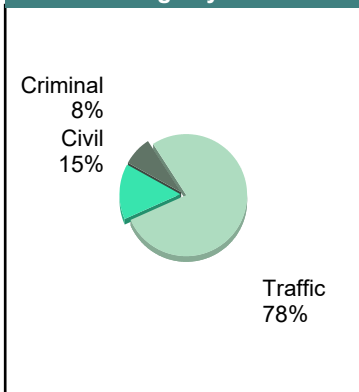
District: 19

		<u>Filings</u>	<u>Hearings</u>	<u>Transactions</u>	<u>Concluded</u>	<u>Cont</u>
<u>Criminal</u>						
Capias	CA	95	321	321	114	207
Civil Violation	CV	3	8	8	2	6
Felony	F	624	3,437	3,437	932	2,505
Misdemeanor	M	1,072	2,802	2,846	1,097	1,749
Motion	MO	35	38	38	34	4
Show Cause	SC	51	124	124	57	67
Criminal Total		1,880	6,730	6,774	2,236	4,538
<u>Traffic</u>						
Capias	CA	123	261	261	99	162
Civil Violation	CV	53	138	138	41	97
Felony	F	29	174	174	46	128
Infraction	I	16,061	11,453	18,657	16,317	2,340
Misdemeanor	M	2,271	4,882	4,886	2,260	2,626
Motion	MO	61	65	65	61	4
Restricted O/L	RL	6	6	6	5	1
Show Cause	SC	81	151	151	65	86
Traffic Total		18,685	17,130	24,338	18,894	5,444
<u>Civil</u>						
Abstract	AJ	10	0	10	10	-
Admin License	AL	179	2	185	183	2
Bond Forfeiture	BF	52	44	94	58	36
Counter Claim	CC	19	19	33	21	12
Detinue	DT	4	6	7	3	4
Garnishment	GA	484	104	575	471	104
Impoundment	IM	40	1	41	40	1
Interrogatory	IN	55	57	106	49	57
Motion for Judgment	MJ	32	34	38	14	24
Overweight	OC	6	3	6	3	3
Other	OT	10	14	25	13	12
Protective Order	PO	27	18	35	17	18
Prelim Prot Order	PP	35	1	36	35	1
Petition-Restore Arms	PR	0	0	1	1	-
Show Cause	SC	28	15	46	35	11
Tenants Assertion	TA	3	9	13	7	6
Third Party Claim	TH	0	0	3	3	-
Unlawful Detainer	UD	730	589	1,008	746	262
Warrant in Debt	WD	1,803	1,940	2,749	1,844	905
Zoning Viol	ZO	6	4	7	3	4
Civil Total		3,523	2,860	5,018	3,556	1,462
Fairfax Totals		24,088	26,720	36,130	24,686	11,444

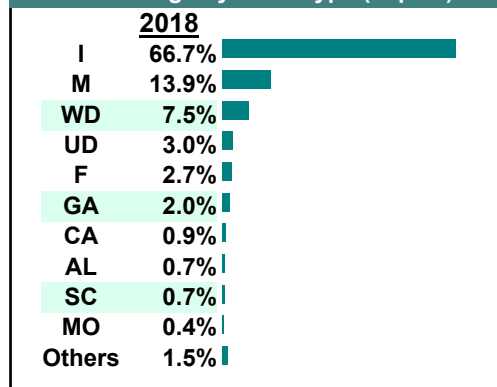
Calendared Filings with Top 12 Scheduled Times



% of Filings by Division



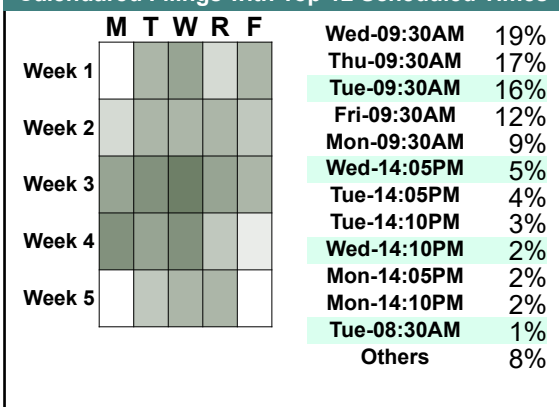
% of Filings by Case Type (Top 10)



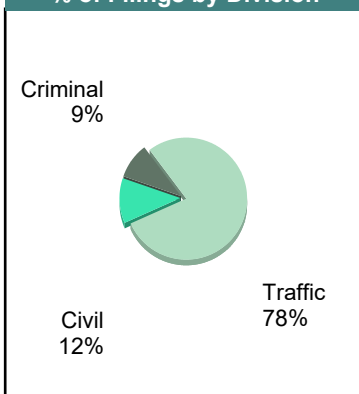
May 2018

		Filings	Hearings	Transactions	Concluded	Cont
<u>Criminal</u>						
Capias	CA	102	338	338	125	213
Civil Violation	CV	4	6	6	3	3
Felony	F	872	4,254	4,254	1,150	3,104
Misdemeanor	M	1,511	3,817	3,866	1,533	2,333
Motion	MO	35	36	36	35	1
Show Cause	SC	67	129	129	51	78
Criminal Total		2,591	8,580	8,629	2,897	5,732
<u>Traffic</u>						
Capias	CA	88	247	247	125	122
Civil Violation	CV	44	148	148	44	104
Felony	F	36	221	221	49	172
Infraction	I	18,817	13,406	21,386	18,703	2,683
Misdemeanor	M	2,349	4,981	4,985	2,352	2,633
Motion	MO	65	67	67	64	3
Restricted O/L	RL	8	8	8	8	-
Show Cause	SC	46	141	141	61	80
Traffic Total		21,453	19,219	27,203	21,406	5,797
<u>Civil</u>						
Abstract	AJ	12	0	12	12	-
Admin License	AL	170	10	173	163	10
Bond Forfeiture	BF	52	52	91	46	45
Capias	CA	1	0	2	2	-
Counter Claim	CC	16	23	33	14	19
Custody Relief	CR	0	2	2	2	-
Detinue	DT	6	6	7	6	1
Garnishment	GA	392	89	496	407	89
Impoundment	IM	34	4	39	35	4
Interrogatory	IN	78	53	145	92	53
Motion for Judgment	MJ	2	6	7	1	6
Overweight	OC	36	1	38	37	1
Other	OT	20	21	36	23	13
Protective Order	PO	19	7	24	17	7
Prelim Prot Order	PP	31	0	31	31	-
Petition-Restore Arms	PR	1	1	1	0	1
Show Cause	SC	28	14	47	37	10
Tenants Assertion	TA	5	6	6	1	5
Unlawful Detainer	UD	554	434	737	551	186
Warrant in Debt	WD	1,834	1,905	2,738	1,794	944
Zoning Viol	ZO	3	3	5	5	-
Civil Total		3,294	2,637	4,670	3,276	1,394
Fairfax Totals		27,338	30,436	40,502	27,579	12,923

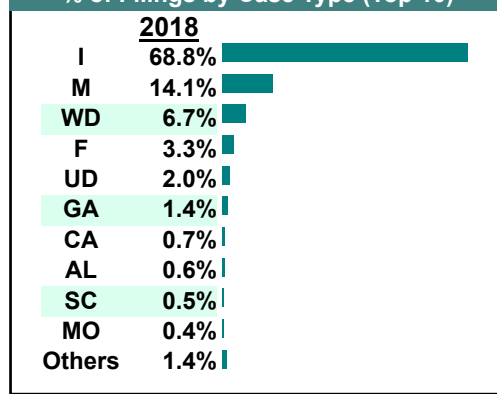
Calendared Filings with Top 12 Scheduled Times



% of Filings by Division

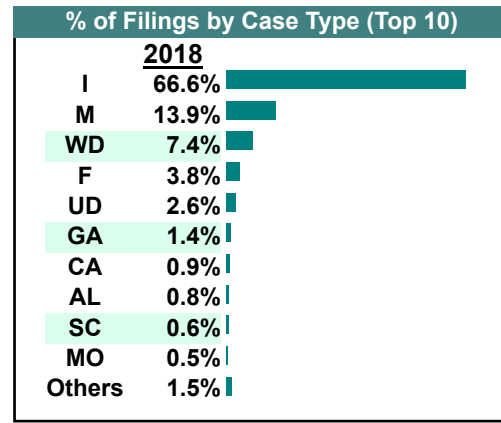
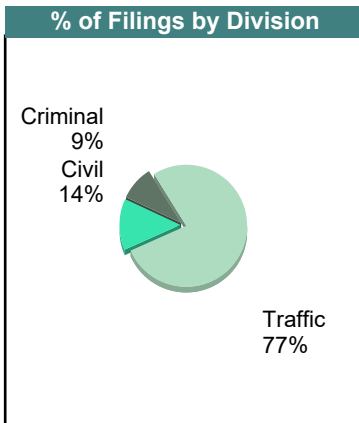
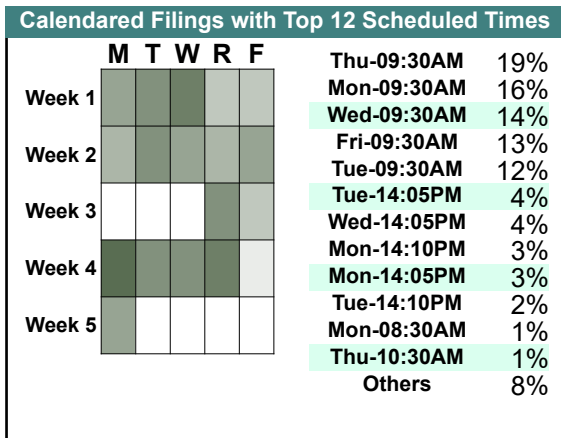


% of Filings by Case Type (Top 10)



April 2018

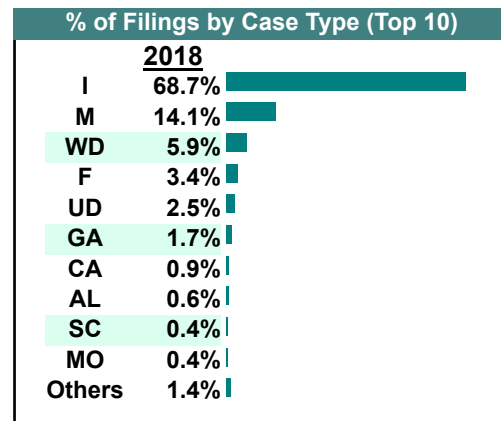
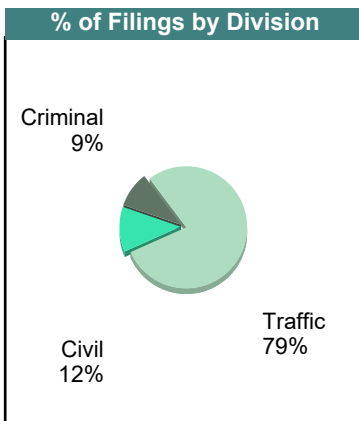
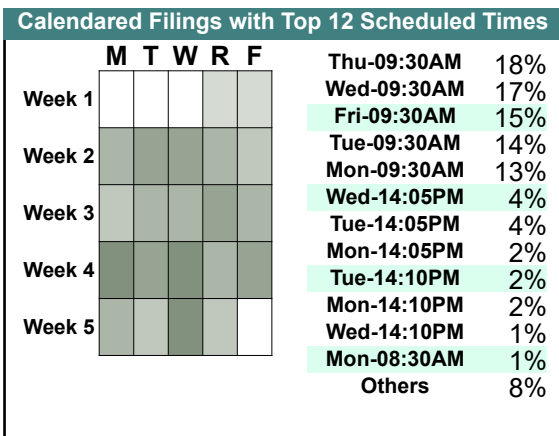
		Filings	Hearings	Transactions	Concluded	Cont
<u>Criminal</u>						
Capias	CA	106	370	370	124	246
Civil Violation	CV	9	11	11	9	2
Felony	F	795	3,410	3,410	959	2,451
Misdemeanor	M	1,046	2,743	2,771	1,121	1,650
Motion	MO	37	37	37	37	-
Show Cause	SC	56	103	103	42	61
Criminal Total		2,049	6,674	6,702	2,292	4,410
<u>Traffic</u>						
Capias	CA	95	242	242	107	135
Civil Violation	CV	45	132	132	47	85
Felony	F	41	203	203	65	138
Infraction	I	14,682	11,312	17,586	15,222	2,364
Misdemeanor	M	2,008	4,548	4,553	2,076	2,477
Motion	MO	77	80	80	78	2
Restricted O/L	RL	15	15	15	15	-
Show Cause	SC	42	123	123	50	73
Traffic Total		17,005	16,655	22,934	17,660	5,274
<u>Civil</u>						
Abstract	AJ	9	0	9	9	-
Admin License	AL	177	2	184	182	2
Bond Forfeiture	BF	41	37	92	66	26
Capias	CA	3	1	3	2	1
Counter Claim	CC	16	20	30	19	11
Custody Relief	CR	2	2	2	0	2
Detinue	DT	9	9	13	10	3
Garnishment	GA	302	80	415	335	80
Impoundment	IM	51	2	52	50	2
Interrogatory	IN	41	45	99	54	45
Motion for Judgment	MJ	2	7	7	3	4
Overweight	OC	6	2	7	5	2
Other	OT	9	16	25	14	11
Protective Order	PO	25	13	35	22	13
Prelim Prot Order	PP	34	2	37	35	2
Show Cause	SC	40	23	65	46	19
Tenants Assertion	TA	4	4	8	4	4
Third Party Claim	TH	1	4	5	3	2
Unlawful Detainer	UD	573	413	779	597	182
Warrant in Debt	WD	1,638	1,790	2,620	1,718	902
Zoning Viol	ZO	4	4	7	5	2
Civil Total		2,987	2,476	4,494	3,179	1,315
Fairfax Totals		22,041	25,805	34,130	23,131	10,999



CASELOAD STATISTICS OF THE GENERAL DISTRICT COURTS

March 2018

		<u>Filings</u>	<u>Hearings</u>	<u>Transactions</u>	<u>Concluded</u>	<u>Cont</u>
<u>Criminal</u>						
Capias	CA	130	416	416	125	291
Civil Violation	CV	2	3	3	3	-
Felony	F	862	3,964	3,964	1,017	2,947
Misdemeanor	M	1,407	3,528	3,586	1,365	2,221
Motion	MO	35	35	35	35	-
Show Cause	SC	37	102	102	51	51
Criminal Total		2,473	8,048	8,106	2,596	5,510
<u>Traffic</u>						
Capias	CA	95	325	325	137	188
Civil Violation	CV	44	137	137	41	96
Felony	F	54	249	249	50	199
Infraction	I	18,333	13,477	21,506	18,093	3,413
Misdemeanor	M	2,353	5,034	5,037	2,344	2,692
Motion	MO	63	69	69	62	7
Other	O	0	1	1	1	-
Restricted O/L	RL	9	9	9	9	-
Show Cause	SC	47	126	126	35	91
Traffic Total		20,998	19,427	27,459	20,772	6,686
<u>Civil</u>						
Abstract	AJ	6	0	6	6	-
Admin License	AL	162	4	165	161	4
Bond Forfeiture	BF	73	80	141	85	56
Capias	CA	2	0	2	2	-
Counter Claim	CC	21	15	29	24	5
Custody Relief	CR	1	0	1	1	-
Detinue	DT	6	5	8	5	3
Garnishment	GA	449	116	521	405	116
Impoundment	IM	55	2	57	55	2
Interrogatory	IN	66	72	132	60	72
Motion for Judgment	MJ	3	5	6	1	5
Overweight	OC	25	30	51	21	30
Other	OT	11	19	30	18	12
Protective Order	PO	20	12	25	13	12
Prelim Prot Order	PP	36	2	37	35	2
Show Cause	SC	27	30	49	23	26
Tenants Assertion	TA	3	6	7	3	4
Third Party Claim	TH	1	2	2	0	2
Unlawful Detainer	UD	674	456	900	696	204
Warrant in Debt	WD	1,573	1,861	2,630	1,663	967
Zoning Viol	ZO	3	3	3	1	2
Civil Total		3,217	2,720	4,802	3,278	1,524
Fairfax Totals		26,688	30,195	40,367	26,646	13,720



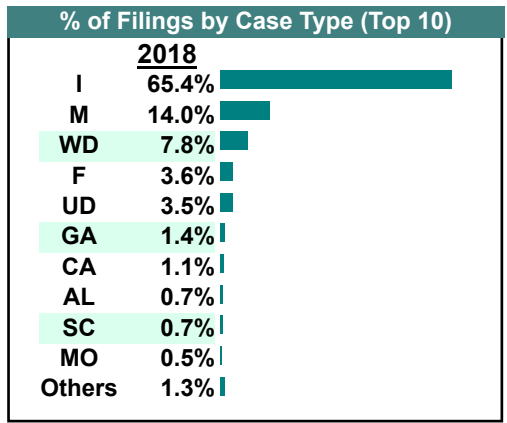
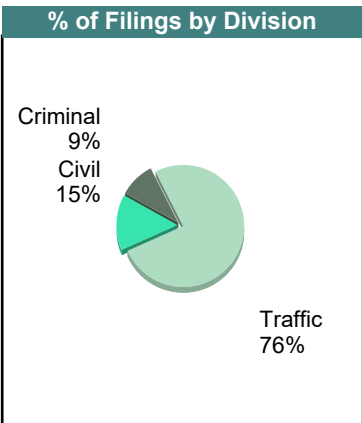
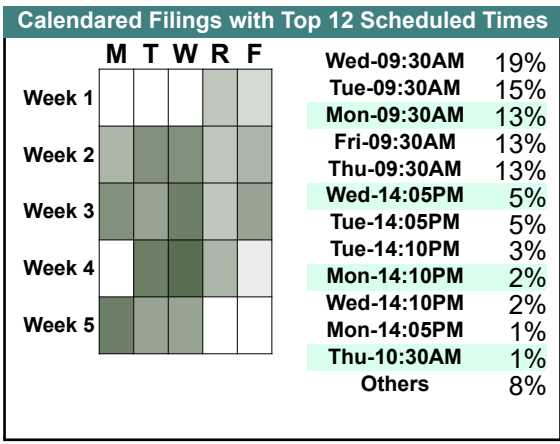
CASELOAD STATISTICS OF THE GENERAL DISTRICT COURTS

February 2018

Fairfax

District: 19

		<u>Filings</u>	<u>Hearings</u>	<u>Transactions</u>	<u>Concluded</u>	<u>Cont</u>
<u>Criminal</u>						
Capias	CA	116	318	318	103	215
Civil Violation	CV	5	7	7	6	1
Felony	F	750	3,461	3,461	1,068	2,393
Misdemeanor	M	1,062	2,731	2,771	1,133	1,638
Motion	MO	38	39	39	38	1
Show Cause	SC	44	90	90	44	46
Criminal Total		2,015	6,646	6,686	2,392	4,294
<u>Traffic</u>						
Capias	CA	114	315	315	121	194
Civil Violation	CV	26	135	135	51	84
Felony	F	24	154	154	45	109
Infraction	I	14,152	11,352	16,780	14,021	2,759
Misdemeanor	M	1,963	4,468	4,475	2,062	2,413
Motion	MO	77	82	82	76	6
Other	O	0	1	1	0	1
Restricted O/L	RL	4	4	4	4	-
Show Cause	SC	66	146	146	67	79
Traffic Total		16,426	16,657	22,092	16,447	5,645
<u>Civil</u>						
Abstract	AJ	16	0	16	16	-
Admin License	AL	157	4	159	155	4
Bond Forfeiture	BF	60	33	180	151	29
Counter Claim	CC	12	18	24	13	11
Custody Relief	CR	0	1	1	0	1
Detinue	DT	7	8	16	14	2
Garnishment	GA	298	70	395	325	70
Impoundment	IM	48	0	48	48	-
Interrogatory	IN	49	66	109	43	66
Motion for Judgment	MJ	2	2	3	1	2
Overweight	OC	7	1	8	7	1
Other	OT	14	25	33	12	21
Protective Order	PO	9	5	23	18	5
Prelim Prot Order	PP	20	0	20	20	-
Show Cause	SC	37	22	48	27	21
Tenants Assertion	TA	3	4	5	3	2
Third Party Claim	TH	0	0	1	1	-
Unlawful Detainer	UD	756	546	978	741	237
Warrant in Debt	WD	1,692	1,735	2,493	1,697	796
Zoning Viol	ZO	0	1	7	6	1
Civil Total		3,187	2,541	4,567	3,298	1,269
Fairfax Totals		21,628	25,844	33,345	22,137	11,208



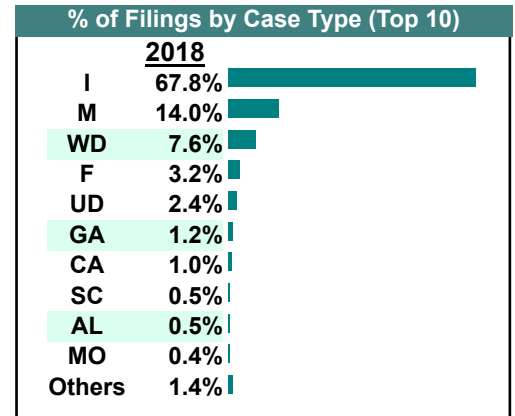
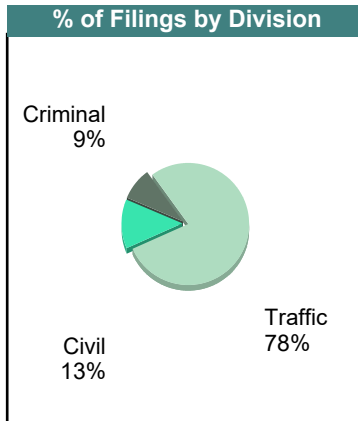
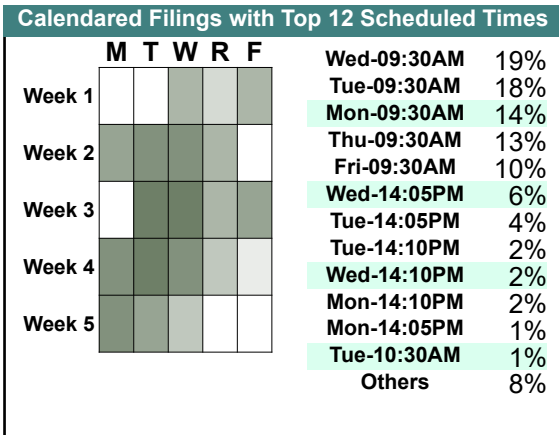
CASELOAD STATISTICS OF THE GENERAL DISTRICT COURTS

January 2018

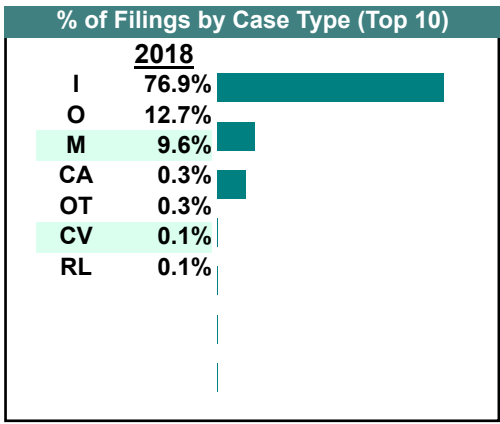
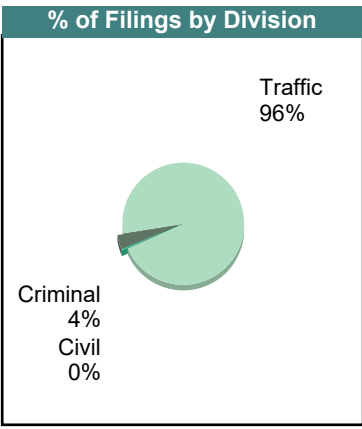
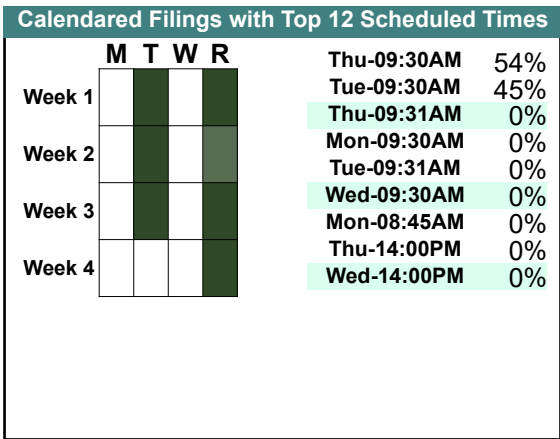
Fairfax

District: 19

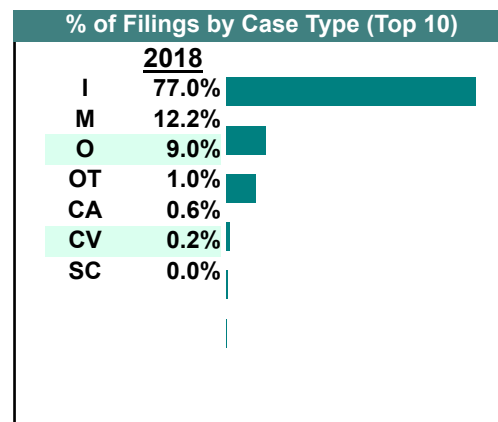
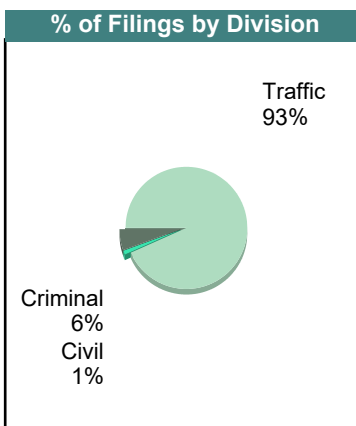
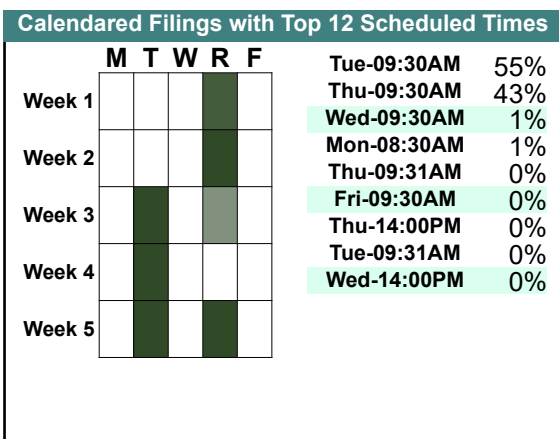
		<u>Filings</u>	<u>Hearings</u>	<u>Transactions</u>	<u>Concluded</u>	<u>Cont</u>
<u>Criminal</u>						
Capias	CA	127	384	384	130	254
Civil Violation	CV	10	10	10	7	3
Felony	F	751	3,811	3,811	1,190	2,621
Misdemeanor	M	1,219	3,249	3,283	1,347	1,936
Motion	MO	23	23	23	23	-
Show Cause	SC	39	95	95	43	52
Criminal Total		2,169	7,572	7,606	2,740	4,866
<u>Traffic</u>						
Capias	CA	123	303	303	136	167
Civil Violation	CV	58	165	165	61	104
Felony	F	45	202	202	52	150
Infraction	I	17,027	12,987	20,018	17,222	2,796
Misdemeanor	M	2,293	5,076	5,077	2,508	2,569
Motion	MO	65	71	71	67	4
Other	O	2	2	2	1	1
Restricted O/L	RL	5	5	5	5	-
Show Cause	SC	61	130	130	55	75
Traffic Total		19,679	18,941	25,973	20,107	5,866
<u>Civil</u>						
Abstract	AJ	9	0	9	9	-
Admin License	AL	137	3	139	136	3
Bond Forfeiture	BF	64	113	147	69	78
Capias	CA	0	0	1	1	-
Counter Claim	CC	16	15	19	9	10
Detinue	DT	8	8	16	14	2
Garnishment	GA	297	74	379	305	74
Impoundment	IM	42	0	42	42	-
Interrogatory	IN	53	61	110	49	61
Motion for Judgment	MJ	4	7	10	3	7
Overweight	OC	20	1	24	23	1
Other	OT	8	18	23	9	14
Protective Order	PO	15	7	17	10	7
Prelim Prot Order	PP	23	0	23	23	-
Show Cause	SC	38	20	48	30	18
Tenants Assertion	TA	4	4	6	3	3
Unlawful Detainer	UD	604	438	802	634	168
Warrant in Debt	WD	1,918	1,948	2,850	1,875	974
Zoning Viol	ZO	6	10	12	3	9
Civil Total		3,266	2,727	4,677	3,247	1,429
Fairfax Totals		25,114	29,240	38,256	26,094	12,161



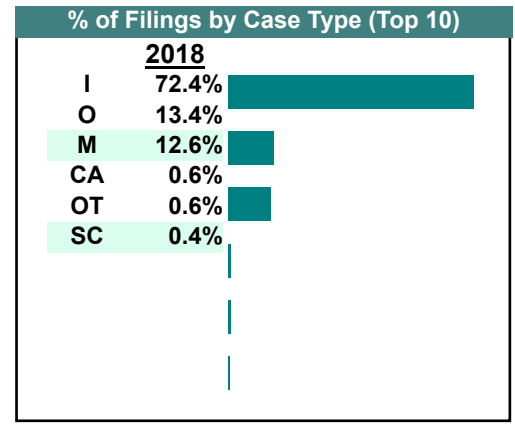
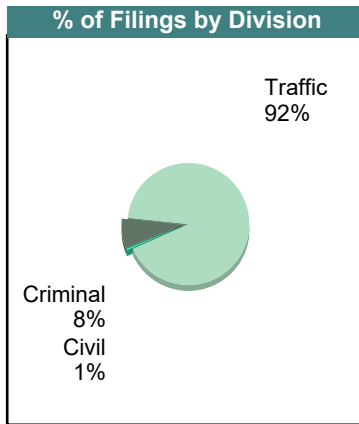
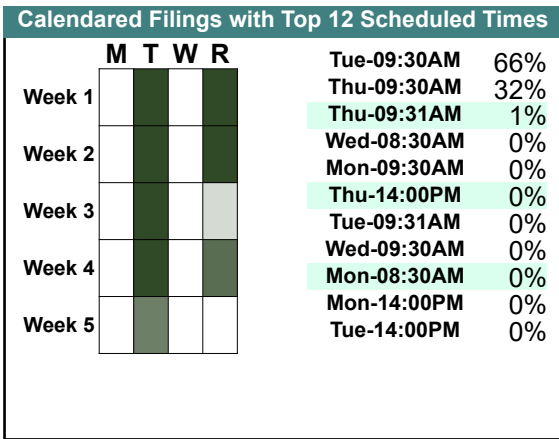
		<u>Filings</u>	<u>Hearings</u>	<u>Transactions</u>	<u>Concluded</u>	<u>Cont</u>
<u>Criminal</u>						
Capias	CA	1	2	2	1	1
Misdemeanor	M	29	63	63	38	23
Criminal Total		30	65	65	39	24
<u>Traffic</u>						
Capias	CA	1	6	6	2	4
Civil Violation	CV	1	5	5	2	3
Infraction	I	607	327	657	590	67
Misdemeanor	M	47	88	88	46	42
Other	O	100	55	104	98	6
Restricted O/L	RL	1	1	1	1	-
Traffic Total		757	482	861	739	122
<u>Civil</u>						
Other	OT	2	0	2	2	-
Civil Total		2	0	2	2	0
Fairfax City Totals		789	547	928	780	146



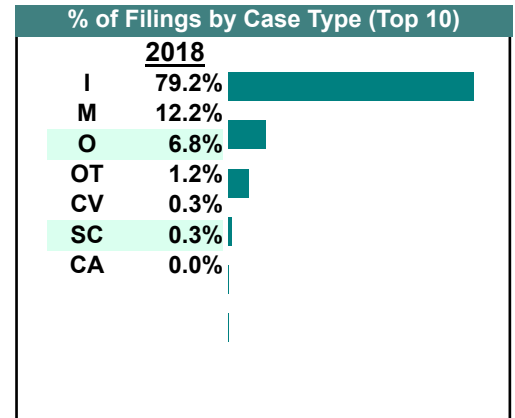
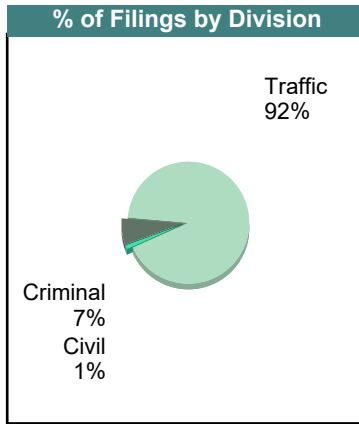
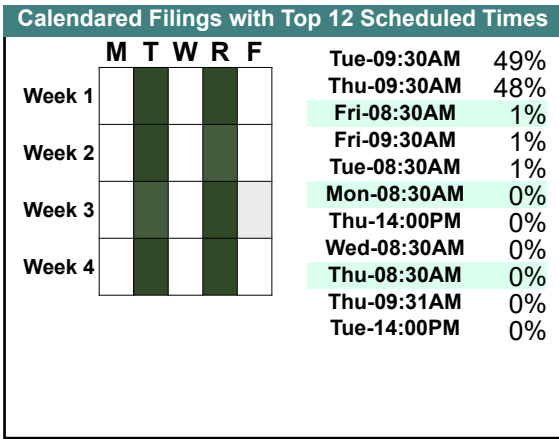
		<u>Filings</u>	<u>Hearings</u>	<u>Transactions</u>	<u>Concluded</u>	<u>Cont</u>
<u>Criminal</u>						
Misdemeanor	M	48	67	69	31	37
Show Cause	SC	0	1	1	0	1
Criminal Total		48	68	70	31	38
<u>Traffic</u>						
Capias	CA	5	10	10	4	6
Civil Violation	CV	2	5	5	1	4
Infraction	I	669	349	720	664	56
Misdemeanor	M	58	89	89	46	43
Other	O	78	44	82	77	5
Show Cause	SC	0	2	2	1	1
Traffic Total		812	499	908	793	115
<u>Civil</u>						
Other	OT	9	0	9	9	-
Civil Total		9	0	9	9	0
Fairfax City Totals		869	567	987	833	153



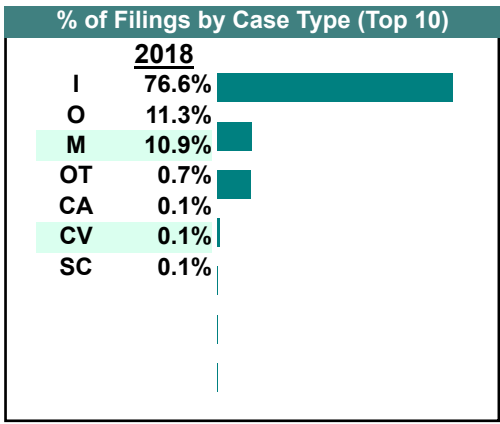
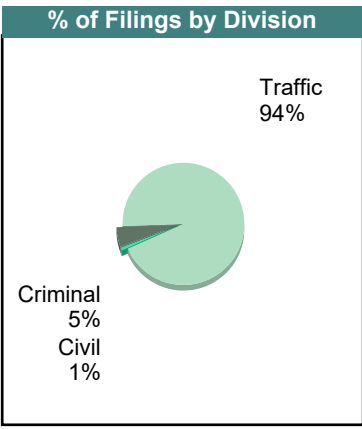
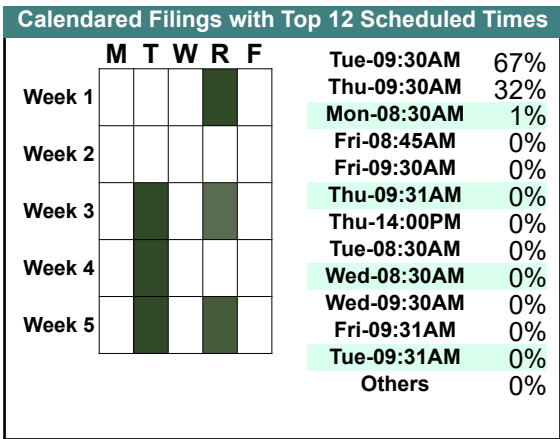
		<u>Filings</u>	<u>Hearings</u>	<u>Transactions</u>	<u>Concluded</u>	<u>Cont</u>
<u>Criminal</u>						
Capias	CA	3	6	6	3	3
Misdemeanor	M	55	91	95	60	35
Show Cause	SC	1	2	2	1	1
Criminal Total		59	99	103	64	39
<u>Traffic</u>						
Capias	CA	2	4	4	1	3
Infraction	I	564	332	622	572	50
Misdemeanor	M	43	79	79	54	25
Other	O	104	69	115	109	6
Show Cause	SC	2	2	2	1	1
Traffic Total		715	486	822	737	85
<u>Civil</u>						
Other	OT	5	0	6	6	-
Civil Total		5	0	6	6	0
Fairfax City Totals		779	585	931	807	124



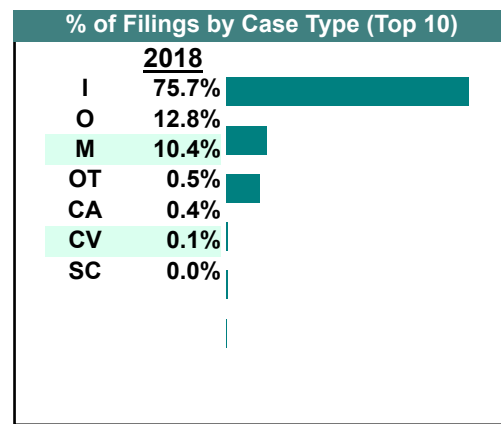
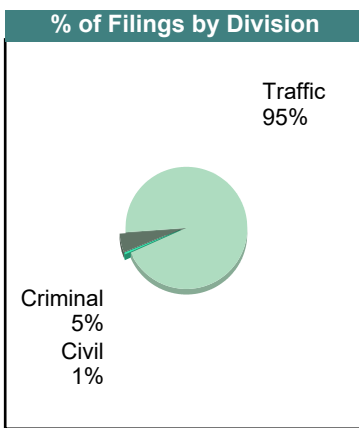
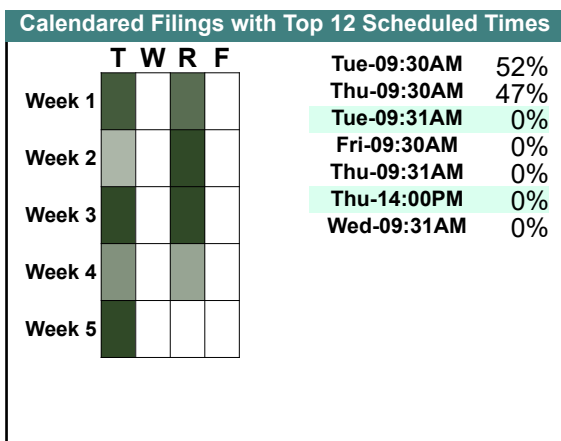
		Filings	Hearings	Transactions	Concluded	Cont
<u>Criminal</u>						
Capias	CA	0	1	1	0	1
Misdemeanor	M	40	65	66	40	26
Show Cause	SC	1	1	1	0	1
Criminal Total		41	67	68	40	28
<u>Traffic</u>						
Capias	CA	0	4	4	1	3
Civil Violation	CV	2	2	2	0	2
Infraction	I	469	268	529	473	56
Misdemeanor	M	32	69	69	34	35
Other	O	40	19	46	43	3
Show Cause	SC	1	1	1	0	1
Traffic Total		544	363	651	551	100
<u>Civil</u>						
Other	OT	7	0	7	7	-
Civil Total		7	0	7	7	0
Fairfax City Totals		592	430	726	598	128



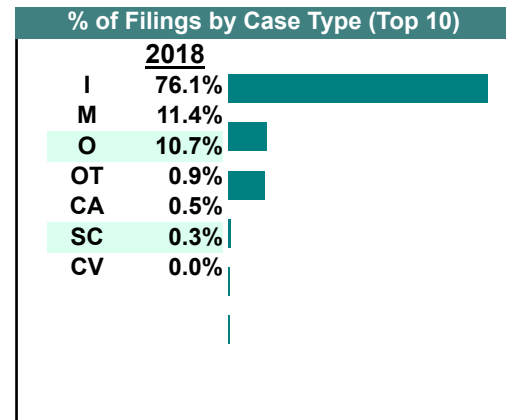
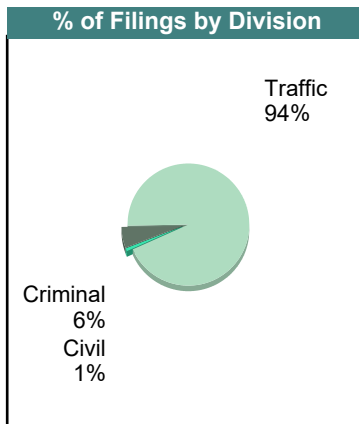
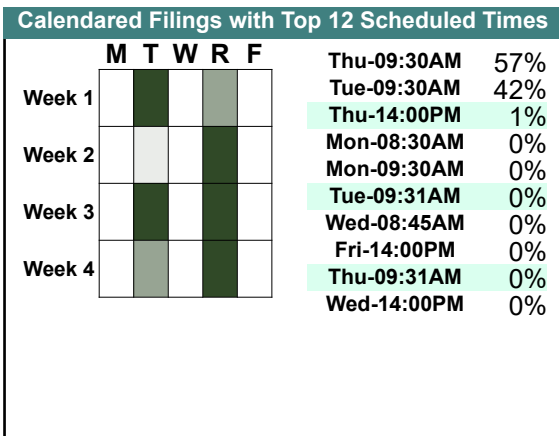
		<u>Filings</u>	<u>Hearings</u>	<u>Transactions</u>	<u>Concluded</u>	<u>Cont</u>
<u>Criminal</u>						
Capias	CA	0	5	5	4	1
Misdemeanor	M	45	79	81	45	35
Criminal Total		45	84	86	49	36
<u>Traffic</u>						
Capias	CA	1	2	2	1	1
Civil Violation	CV	1	2	2	1	1
Infraction	I	630	321	676	618	58
Misdemeanor	M	45	75	75	37	38
Other	O	93	55	100	87	13
Show Cause	SC	1	2	2	2	-
Traffic Total		771	457	857	746	111
<u>Civil</u>						
Other	OT	6	0	6	6	-
Civil Total		6	0	6	6	0
Fairfax City Totals		822	541	949	801	147



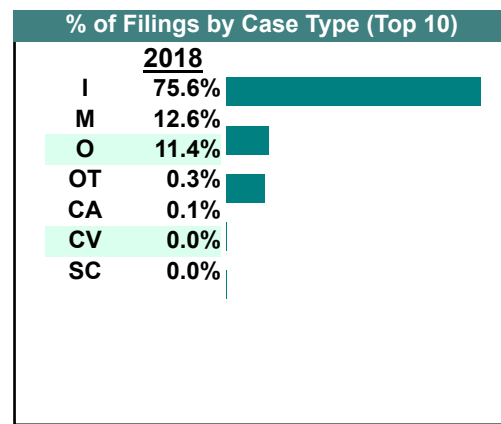
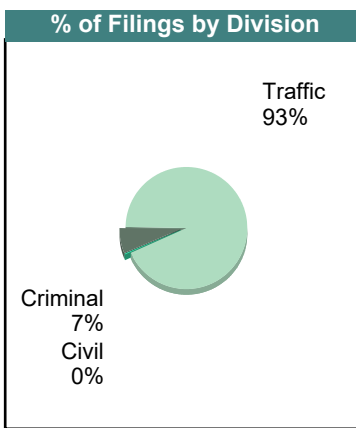
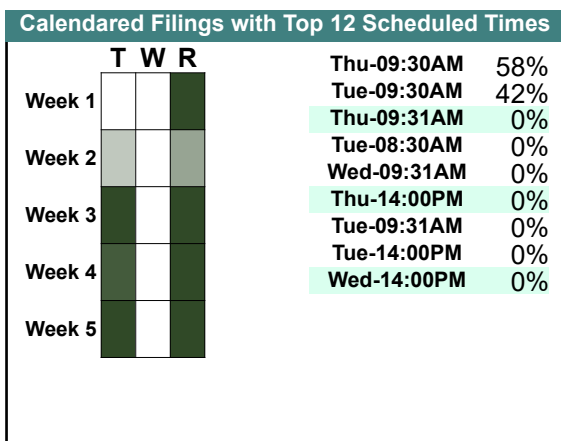
		<u>Filings</u>	<u>Hearings</u>	<u>Transactions</u>	<u>Concluded</u>	<u>Cont</u>
<u>Criminal</u>						
Capias	CA	1	1	1	0	1
Misdemeanor	M	35	56	57	36	20
Show Cause	SC	0	1	1	1	-
Criminal Total		36	58	59	37	21
<u>Traffic</u>						
Capias	CA	2	5	5	2	3
Civil Violation	CV	1	2	2	2	-
Infraction	I	558	287	608	562	46
Misdemeanor	M	42	78	78	44	34
Other	O	94	52	99	94	5
Traffic Total		697	424	792	704	88
<u>Civil</u>						
Other	OT	4	0	4	4	-
Civil Total		4	0	4	4	0
Fairfax City Totals		737	482	855	745	109



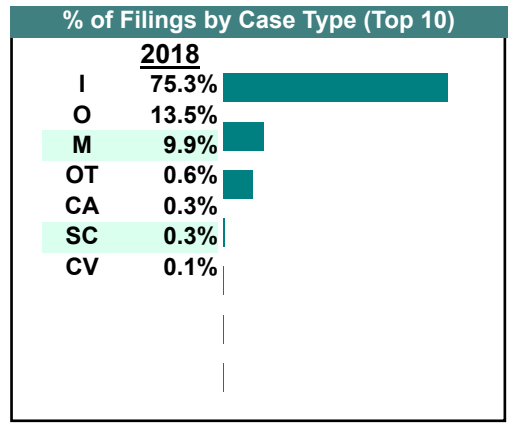
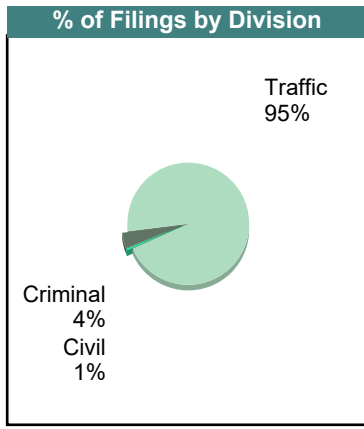
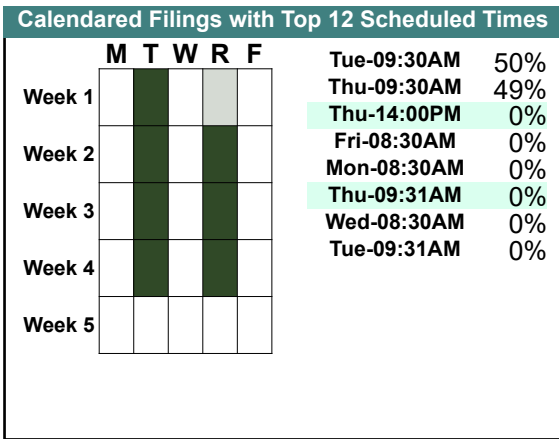
		<u>Filings</u>	<u>Hearings</u>	<u>Transactions</u>	<u>Concluded</u>	<u>Cont</u>
<u>Criminal</u>						
Capias	CA	2	5	5	3	2
Misdemeanor	M	30	56	56	26	30
Show Cause	SC	1	2	2	1	1
Criminal Total		33	63	63	30	33
<u>Traffic</u>						
Capias	CA	1	2	2	1	1
Civil Violation	CV	0	2	2	1	1
Infraction	I	447	240	490	452	38
Misdemeanor	M	37	62	62	39	23
Other	O	63	36	68	65	3
Show Cause	SC	1	4	4	3	1
Traffic Total		549	346	628	561	67
<u>Civil</u>						
Other	OT	5	0	5	5	-
Civil Total		5	0	5	5	0
Fairfax City Totals		587	409	696	596	100



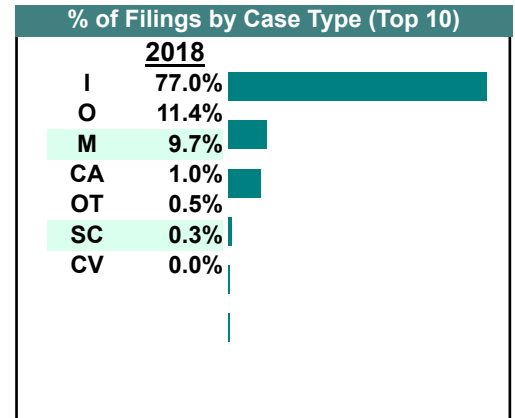
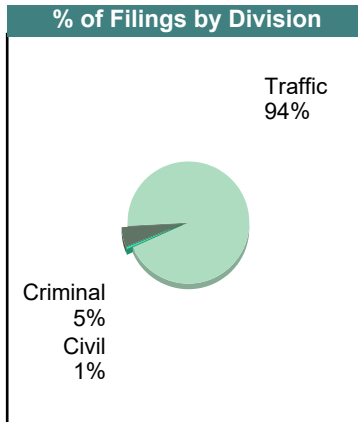
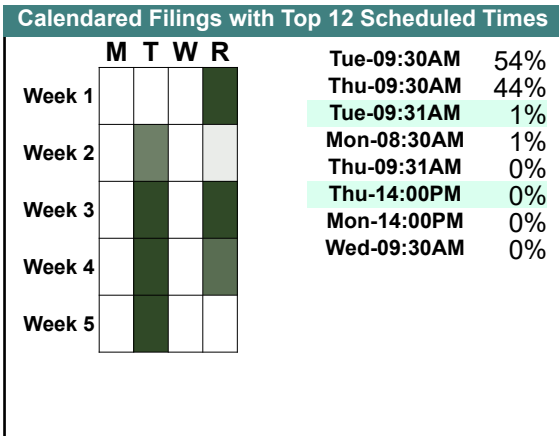
		<u>Filings</u>	<u>Hearings</u>	<u>Transactions</u>	<u>Concluded</u>	<u>Cont</u>
<u>Criminal</u>						
Capias	CA	1	3	3	1	2
Misdemeanor	M	50	70	72	39	33
Criminal Total		51	73	75	40	35
<u>Traffic</u>						
Capias	CA	0	6	6	2	4
Civil Violation	CV	0	2	2	1	1
Infraction	I	584	314	619	561	58
Misdemeanor	M	47	76	76	37	39
Other	O	88	60	97	90	7
Show Cause	SC	0	2	2	0	2
Traffic Total		719	460	802	691	111
<u>Civil</u>						
Other	OT	2	1	2	1	1
Civil Total		2	1	2	1	1
Fairfax City Totals		772	534	879	732	147



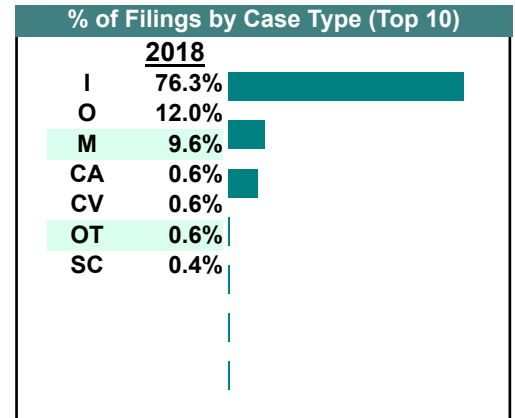
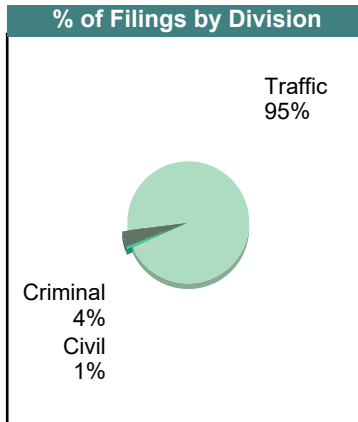
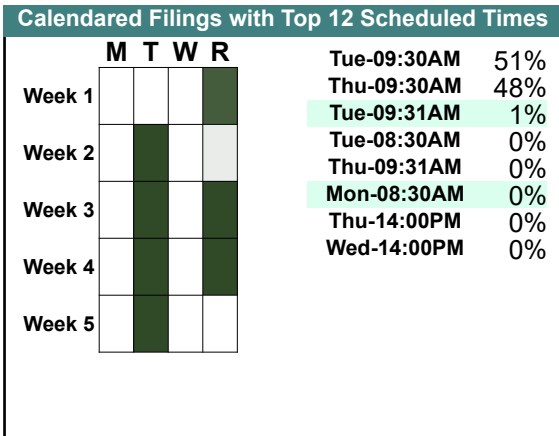
		<u>Filings</u>	<u>Hearings</u>	<u>Transactions</u>	<u>Concluded</u>	<u>Cont</u>
<u>Criminal</u>						
Capias	CA	1	2	2	0	2
Misdemeanor	M	27	50	50	30	20
Criminal Total		28	52	52	30	22
<u>Traffic</u>						
Capias	CA	1	2	2	0	2
Civil Violation	CV	1	4	4	1	3
Infraction	I	515	271	590	555	35
Misdemeanor	M	41	69	69	40	29
Other	O	92	56	101	91	10
Show Cause	SC	2	3	3	2	1
Traffic Total		652	405	769	689	80
<u>Civil</u>						
Other	OT	4	0	4	4	-
Civil Total		4	0	4	4	0
Fairfax City Totals		684	457	825	723	102



		<u>Filings</u>	<u>Hearings</u>	<u>Transactions</u>	<u>Concluded</u>	<u>Cont</u>
<u>Criminal</u>						
Capias	CA	3	5	5	2	3
Misdemeanor	M	27	54	54	36	18
Show Cause	SC	1	1	1	1	-
Criminal Total		31	60	60	39	21
<u>Traffic</u>						
Capias	CA	3	4	4	1	3
Civil Violation	CV	0	2	2	1	1
Infraction	I	446	263	500	436	64
Misdemeanor	M	29	58	58	37	21
Other	O	66	40	76	70	6
Show Cause	SC	1	4	4	3	1
Traffic Total		545	371	644	548	96
<u>Civil</u>						
Other	OT	3	0	3	3	-
Civil Total		3	0	3	3	0
Fairfax City Totals		579	431	707	590	117



		Filings	Hearings	Transactions	Concluded	Cont
<u>Criminal</u>						
Capias	CA	2	3	3	2	1
Misdemeanor	M	25	49	49	31	17
Show Cause	SC	2	2	2	2	-
Criminal Total		29	54	54	35	18
<u>Traffic</u>						
Capias	CA	2	4	4	1	3
Civil Violation	CV	4	5	5	2	3
Infraction	I	540	286	589	529	60
Misdemeanor	M	43	74	74	42	32
Other	O	85	47	90	78	12
Show Cause	SC	1	5	5	2	3
Traffic Total		675	421	767	654	113
<u>Civil</u>						
Other	OT	4	0	4	4	-
Civil Total		4	0	4	4	0
Fairfax City Totals		708	475	825	693	131



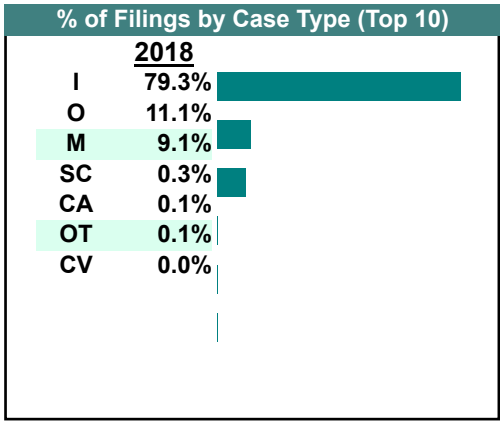
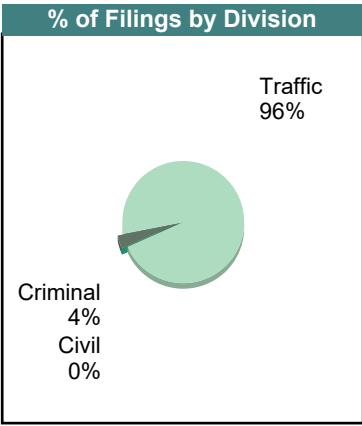
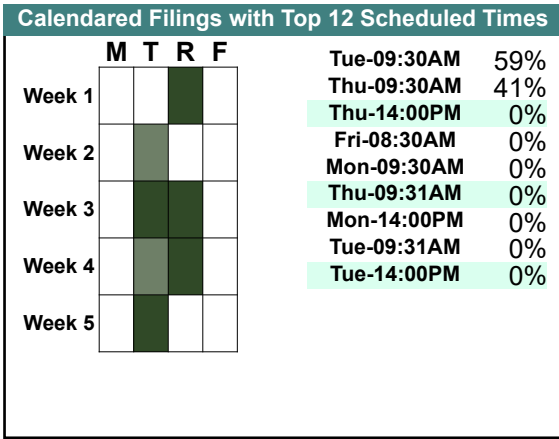
CASELOAD STATISTICS OF THE GENERAL DISTRICT COURTS

January 2018

Fairfax City

District: 19

		<u>Filings</u>	<u>Hearings</u>	<u>Transactions</u>	<u>Concluded</u>	<u>Cont</u>
<u>Criminal</u>						
Capias	CA	1	4	4	3	1
Misdemeanor	M	32	61	65	35	30
Criminal Total		33	65	69	38	31
<u>Traffic</u>						
Civil Violation	CV	0	2	2	0	2
Infraction	I	746	383	810	759	51
Misdemeanor	M	54	76	76	54	22
Other	O	104	58	114	110	4
Show Cause	SC	3	6	6	3	3
Traffic Total		907	525	1,008	926	82
<u>Civil</u>						
Other	OT	1	0	1	1	-
Civil Total		1	0	1	1	0
Fairfax City Totals		941	590	1,078	965	113



Filings by Court & Division

	<u>Fairfax</u>		<u>Fairfax City</u>		<u>Total</u>
C Misdemeanor	15,600	97%	443	3%	16,043
Felony	8,866	100%	-	0%	8,866
Capias	1,263	99%	15	1%	1,278
Show Cause	664	99%	6	1%	670
Motion	358	100%	-	0%	358
Civil Violation	84	100%	-	0%	84
Total	26,835	98%	464	2%	27,299
T Infraction	204,706	97%	6,775	3%	211,481
Misdemeanor	26,542	98%	518	2%	27,060
Capias	1,306	99%	18	1%	1,324
Other	2	0%	1,007	100%	1,009
Motion	830	100%	-	0%	830
Show Cause	675	98%	12	2%	687
Civil Violation	478	98%	12	2%	490
Felony	461	100%	-	0%	461
Restricted O/L	79	99%	1	1%	80
Total	235,079	97%	8,343	3%	243,422
V Warrant in Debt	20,278	100%	-	0%	20,278
Unlawful Detainer	8,036	100%	-	0%	8,036
Garnishment	4,597	100%	-	0%	4,597
Admin License	1,880	100%	-	0%	1,880
Interrogatory	636	100%	-	0%	636
Bond Forfeiture	581	100%	-	0%	581
Impoundment	465	100%	-	0%	465
Prelim Prot Order	375	100%	-	0%	375
Show Cause	371	100%	-	0%	371
Protective Order	259	100%	-	0%	259
Other	174	77%	52	23%	226
Overweight	175	100%	-	0%	175
Counter Claim	174	100%	-	0%	174
Abstract	110	100%	-	0%	110
Detinue	88	100%	-	0%	88
Motion for Judgment	85	100%	-	0%	85
Tenants Assertion	53	100%	-	0%	53
Zoning Viol	43	100%	-	0%	43
Capias	16	100%	-	0%	16
Custody Relief	7	100%	-	0%	7
Third Party Claim	6	100%	-	0%	6
Petition-Restore Arms	5	100%	-	0%	5
Total	38,414	100%	52	0%	38,466
Total	300,328	97%	8,859	3%	309,187

CASELOAD STATISTICS OF THE GENERAL DISTRICT COURTS

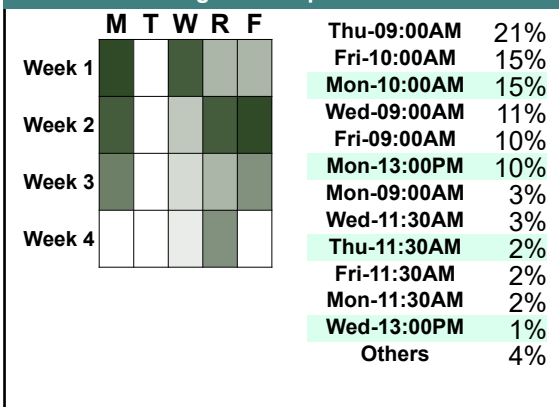
December 2018

Fauquier

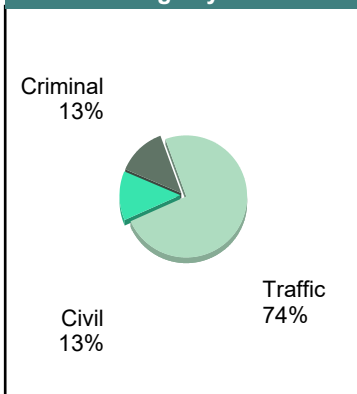
District: 20

		<u>Filings</u>	<u>Hearings</u>	<u>Transactions</u>	<u>Concluded</u>	<u>Cont</u>
<u>Criminal</u>						
Capias	CA	18	56	56	17	38
Civil Violation	CV	3	7	7	1	6
Felony	F	18	98	112	40	71
Misdemeanor	M	103	279	284	105	176
Motion	MO	8	8	8	7	1
Show Cause	SC	20	25	25	2	23
Criminal Total		170	473	492	172	315
<u>Traffic</u>						
Capias	CA	5	17	17	4	13
Felony	F	4	16	16	1	15
Infraction	I	796	343	851	805	46
Misdemeanor	M	159	251	251	152	98
Show Cause	SC	1	1	1	0	1
Traffic Total		965	628	1,136	962	173
<u>Civil</u>						
Abstract	AJ	3	0	3	3	-
Admin License	AL	8	3	8	5	-
Bond Forfeiture	BF	2	2	2	0	1
Counter Claim	CC	1	1	3	2	1
Garnishment	GA	35	1	37	36	1
Impoundment	IM	1	1	1	0	-
Interrogatory	IN	6	7	8	1	7
Other	OT	1	0	1	1	-
Protective Order	PO	1	0	2	2	-
Prelim Prot Order	PP	1	0	1	1	-
Petition-Restore Arms	PR	1	1	1	0	1
Show Cause	SC	3	1	5	4	1
Unlawful Detainer	UD	11	21	28	23	5
Warrant in Debt	WD	97	107	155	115	39
Civil Total		171	145	255	193	56
Fauquier Totals		1,306	1,246	1,883	1,327	544

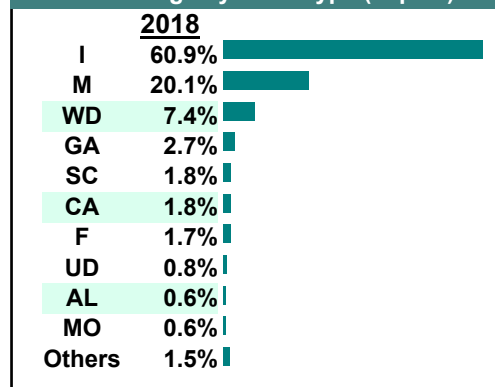
Calendared Filings with Top 12 Scheduled Times



% of Filings by Division



% of Filings by Case Type (Top 10)



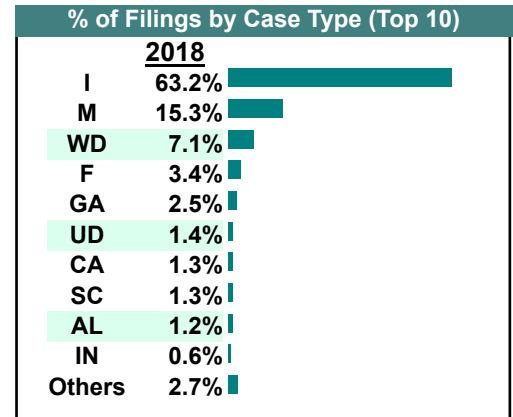
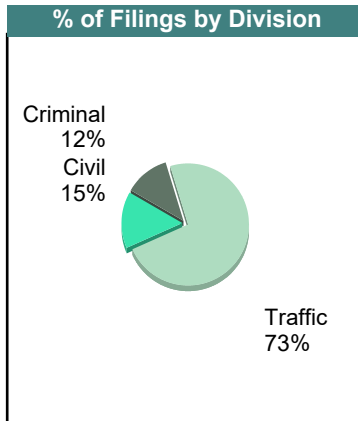
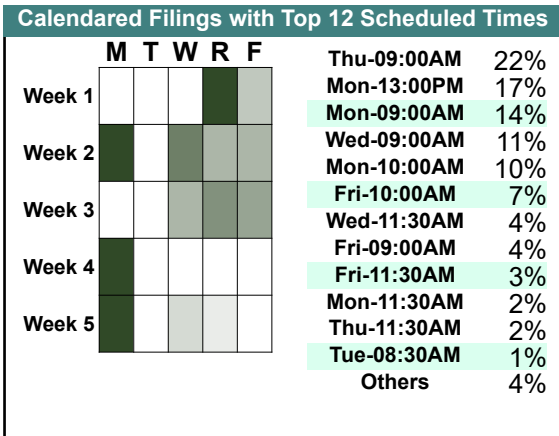
CASELOAD STATISTICS OF THE GENERAL DISTRICT COURTS

November 2018

Fauquier

District: 20

		<u>Filings</u>	<u>Hearings</u>	<u>Transactions</u>	<u>Concluded</u>	<u>Cont</u>
<u>Criminal</u>						
Capias	CA	13	39	39	14	25
Civil Violation	CV	6	17	17	5	12
Felony	F	55	199	222	72	149
Misdemeanor	M	103	283	288	89	195
Motion	MO	3	3	3	1	-
Show Cause	SC	16	51	51	22	28
Criminal Total		196	592	620	203	409
<u>Traffic</u>						
Capias	CA	8	29	29	4	24
Felony	F	1	12	14	2	12
Infraction	I	1,027	440	1,104	1,033	66
Misdemeanor	M	146	288	288	164	123
Motion	MO	3	3	3	1	-
Show Cause	SC	1	4	4	1	2
Traffic Total		1,186	776	1,442	1,205	227
<u>Civil</u>						
Abstract	AJ	1	0	1	1	-
Admin License	AL	20	8	20	12	-
Counter Claim	CC	1	1	1	0	1
Custody Relief	CR	1	0	1	1	-
Detinue	DT	3	4	4	2	2
Garnishment	GA	40	2	48	46	2
Impoundment	IM	9	1	9	8	-
Interrogatory	IN	10	9	17	8	9
Overweight	OC	1	1	1	0	-
Other	OT	2	2	2	0	-
Protective Order	PO	9	4	9	5	-
Prelim Prot Order	PP	5	1	5	4	-
Show Cause	SC	4	1	4	3	1
Unlawful Detainer	UD	22	24	33	21	12
Warrant in Debt	WD	115	122	174	124	50
Zoning Viol	ZO	0	0	1	1	-
Civil Total		243	180	330	236	77
Fauquier Totals		1,625	1,548	2,392	1,644	713



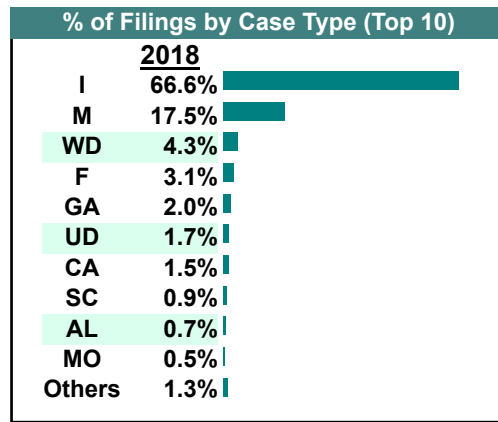
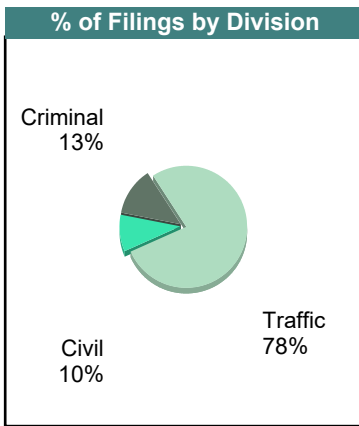

CASELOAD STATISTICS OF THE GENERAL DISTRICT COURTS

October 2018

Fauquier

District: 20

		<u>Filings</u>	<u>Hearings</u>	<u>Transactions</u>	<u>Concluded</u>	<u>Cont</u>
<u>Criminal</u>						
Capias	CA	16	53	53	18	34
Civil Violation	CV	5	15	15	5	10
Felony	F	54	153	166	43	123
Misdemeanor	M	147	321	339	131	208
Motion	MO	6	6	6	6	-
Show Cause	SC	13	37	37	14	23
Criminal Total		241	585	616	217	398
<u>Traffic</u>						
Capias	CA	12	28	28	9	19
Felony	F	4	10	11	2	9
Infraction	I	1,263	579	1,344	1,262	81
Misdemeanor	M	185	313	313	179	134
Motion	MO	3	3	3	3	-
Show Cause	SC	4	7	7	2	5
Traffic Total		1,471	940	1,706	1,457	248
<u>Civil</u>						
Abstract	AJ	2	0	2	2	-
Admin License	AL	13	9	13	4	-
Bond Forfeiture	BF	0	2	2	0	1
Counter Claim	CC	2	1	2	2	-
Garnishment	GA	38	4	41	37	4
Impoundment	IM	6	6	7	1	-
Interrogatory	IN	5	2	7	5	2
Overweight	OC	1	0	1	1	-
Other	OT	1	1	1	1	-
Protective Order	PO	0	1	1	0	-
Prelim Prot Order	PP	3	1	6	5	-
Show Cause	SC	0	1	2	1	1
Unlawful Detainer	UD	32	25	41	25	16
Warrant in Debt	WD	81	72	105	82	22
Civil Total		184	125	231	166	46
Fauquier Totals		1,896	1,650	2,553	1,840	692



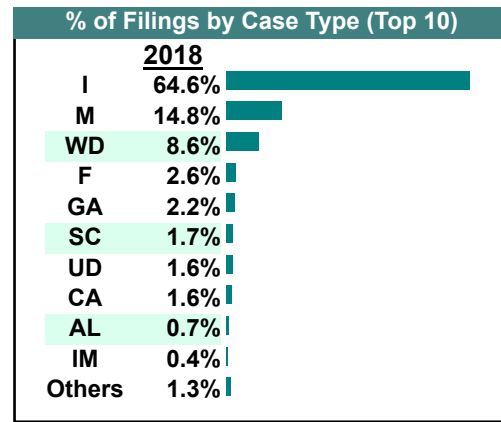
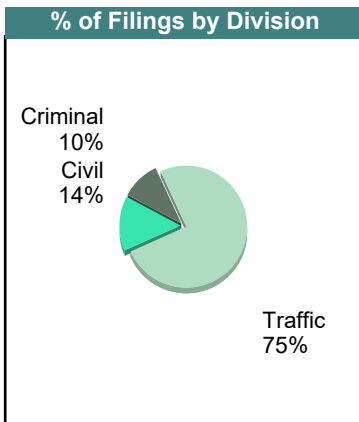
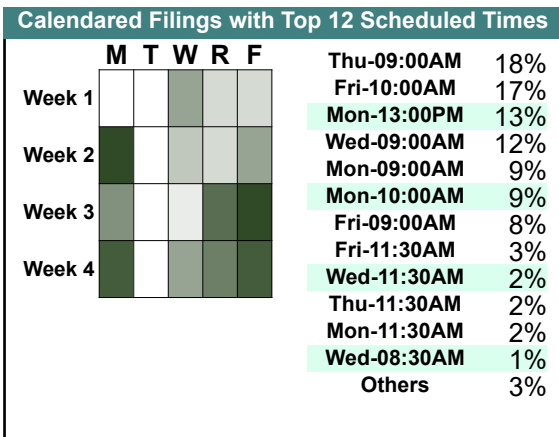
CASELOAD STATISTICS OF THE GENERAL DISTRICT COURTS

September 2018

Fauquier

District: 20

		<u>Filings</u>	<u>Hearings</u>	<u>Transactions</u>	<u>Concluded</u>	<u>Cont</u>
<u>Criminal</u>						
Capias	CA	22	72	72	23	48
Civil Violation	CV	3	16	16	9	7
Felony	F	50	199	221	53	168
Misdemeanor	M	97	320	331	125	206
Motion	MO	4	4	4	4	-
Show Cause	SC	31	71	71	31	40
Criminal Total		207	682	715	245	469
<u>Traffic</u>						
Capias	CA	10	30	30	9	21
Felony	F	3	10	11	1	10
Infraction	I	1,306	547	1,381	1,301	78
Misdemeanor	M	202	347	347	195	151
Motion	MO	1	1	1	1	-
Show Cause	SC	1	3	3	1	2
Traffic Total		1,523	938	1,773	1,508	262
<u>Civil</u>						
Abstract	AJ	1	0	1	1	-
Admin License	AL	14	2	14	12	-
Bond Forfeiture	BF	2	2	2	0	2
Counter Claim	CC	0	1	1	1	-
Detinue	DT	4	4	4	3	1
Garnishment	GA	44	4	45	41	4
Impoundment	IM	8	3	8	5	-
Interrogatory	IN	3	2	5	3	2
Other	OT	2	1	2	2	-
Protective Order	PO	1	1	2	1	-
Prelim Prot Order	PP	4	2	6	4	2
Show Cause	SC	2	1	2	1	1
Unlawful Detainer	UD	33	28	48	35	13
Warrant in Debt	WD	173	176	224	150	74
Zoning Viol	ZO	1	3	3	2	1
Civil Total		292	230	367	261	100
Fauquier Totals		2,022	1,850	2,855	2,014	831



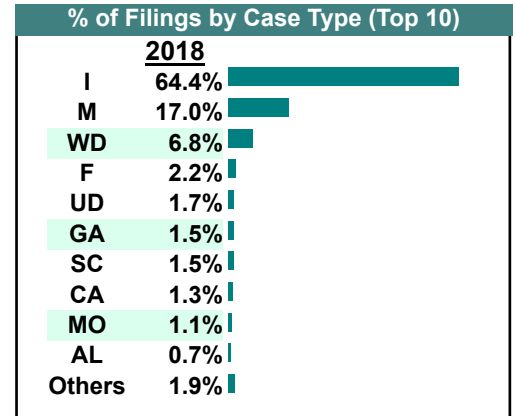
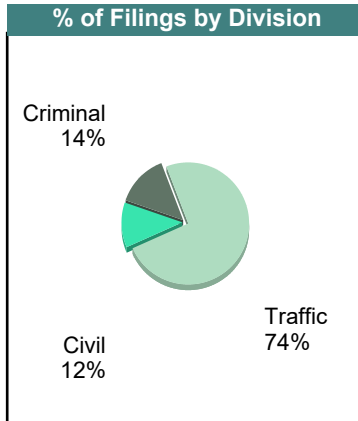
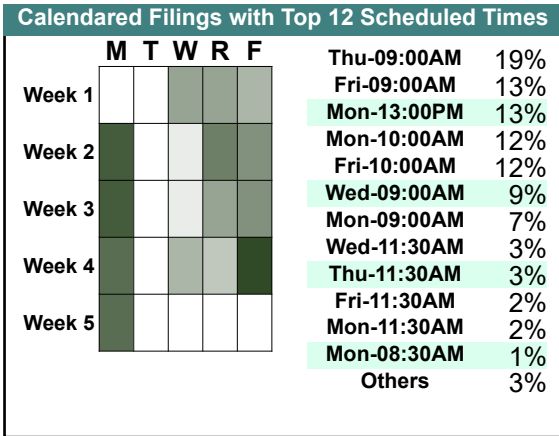
CASELOAD STATISTICS OF THE GENERAL DISTRICT COURTS

August 2018

Fauquier

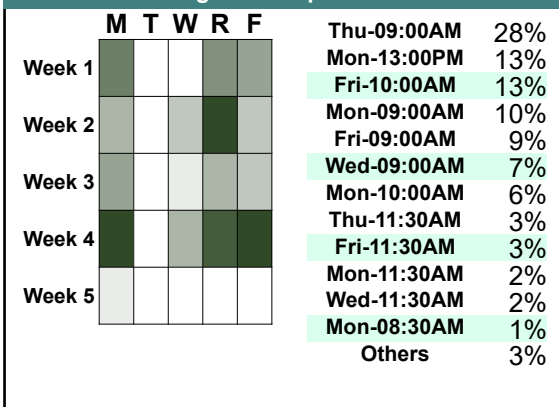
District: 20

		<u>Filings</u>	<u>Hearings</u>	<u>Transactions</u>	<u>Concluded</u>	<u>Cont</u>
<u>Criminal</u>						
Capias	CA	18	69	69	15	54
Civil Violation	CV	13	21	21	6	15
Felony	F	40	167	176	29	146
Misdemeanor	M	145	301	321	111	209
Motion	MO	19	19	19	10	-
Show Cause	SC	28	70	70	19	48
Criminal Total		263	647	676	190	472
<u>Traffic</u>						
Capias	CA	6	18	18	5	13
Felony	F	2	10	10	2	8
Infraction	I	1,234	510	1,287	1,208	71
Misdemeanor	M	180	299	299	171	127
Motion	MO	2	2	2	1	-
Show Cause	SC	0	1	1	0	1
Traffic Total		1,424	840	1,617	1,387	220
<u>Civil</u>						
Admin License	AL	14	2	14	12	-
Bond Forfeiture	BF	1	2	2	1	1
Garnishment	GA	29	4	36	32	4
Impoundment	IM	8	4	9	5	1
Interrogatory	IN	5	7	9	2	7
Overweight	OC	0	0	1	1	-
Other	OT	2	0	3	3	-
Protective Order	PO	1	0	1	1	-
Prelim Prot Order	PP	2	1	3	2	-
Show Cause	SC	1	1	1	0	1
Unlawful Detainer	UD	32	22	37	29	8
Warrant in Debt	WD	131	131	183	135	48
Zoning Viol	ZO	4	4	4	2	2
Civil Total		230	178	303	225	72
Fauquier Totals		1,917	1,665	2,596	1,802	764

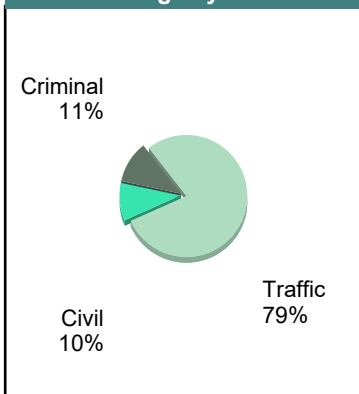


		Filings	Hearings	Transactions	Concluded	Cont
<u>Criminal</u>						
Capias	CA	13	40	40	11	29
Civil Violation	CV	5	8	8	3	5
Felony	F	47	124	146	47	98
Misdemeanor	M	117	287	295	117	176
Motion	MO	9	9	9	7	-
Show Cause	SC	23	51	51	17	32
Criminal Total		214	519	549	202	340
<u>Traffic</u>						
Capias	CA	8	17	17	2	14
Felony	F	6	15	15	2	13
Infraction	I	1,307	540	1,364	1,283	63
Misdemeanor	M	188	294	294	161	132
Motion	MO	2	2	2	1	-
Show Cause	SC	2	3	3	1	2
Traffic Total		1,513	871	1,695	1,450	224
<u>Civil</u>						
Abstract	AJ	3	0	3	3	-
Admin License	AL	18	5	19	14	-
Counter Claim	CC	2	1	3	2	1
Garnishment	GA	27	4	33	29	4
Impoundment	IM	3	1	3	2	-
Interrogatory	IN	5	1	7	6	1
Overweight	OC	2	1	2	1	1
Other	OT	2	1	2	1	1
Protective Order	PO	3	2	3	1	-
Prelim Prot Order	PP	3	1	3	2	1
Show Cause	SC	2	0	3	3	-
Unlawful Detainer	UD	12	17	22	14	7
Warrant in Debt	WD	107	104	152	113	39
Civil Total		189	138	255	191	55
Fauquier Totals		1,916	1,528	2,499	1,843	619

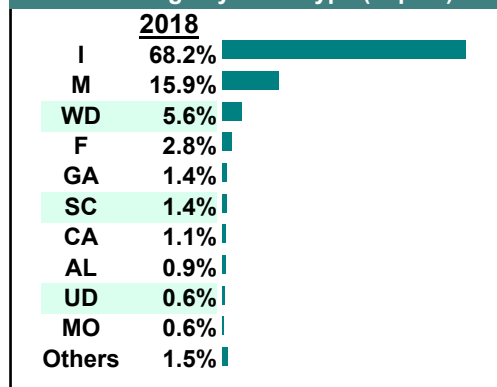
Calendared Filings with Top 12 Scheduled Times



% of Filings by Division



% of Filings by Case Type (Top 10)



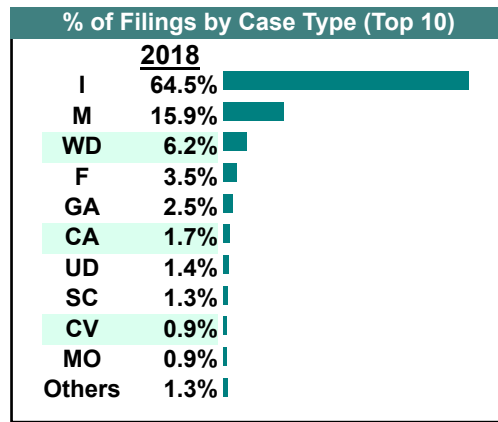
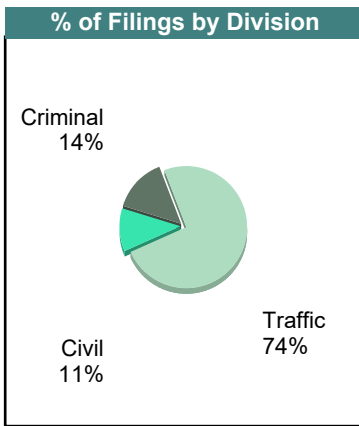
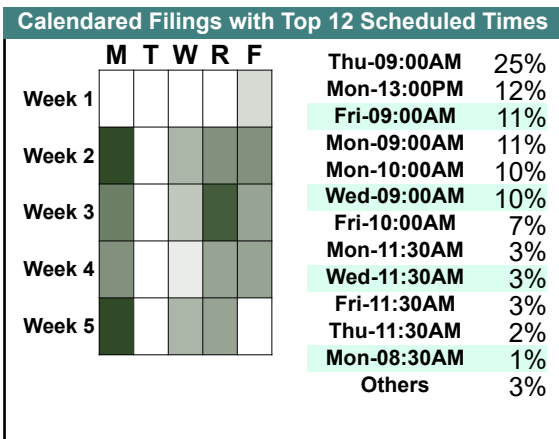
CASELOAD STATISTICS OF THE GENERAL DISTRICT COURTS

June 2018

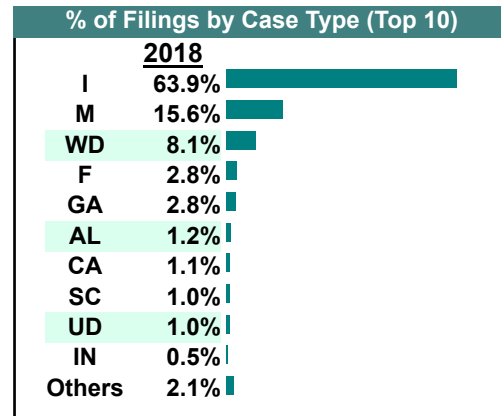
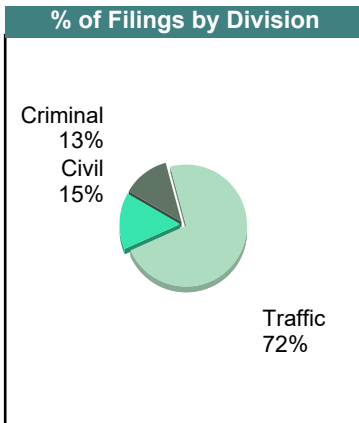
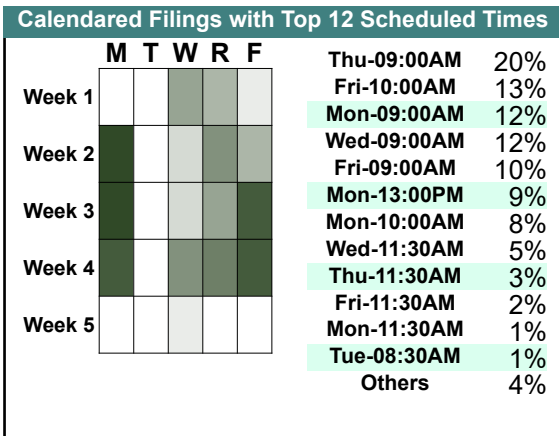
Fauquier

District: 20

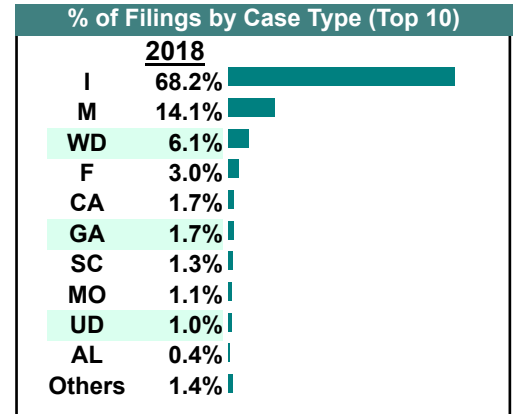
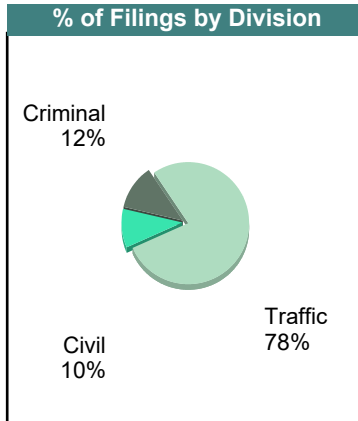
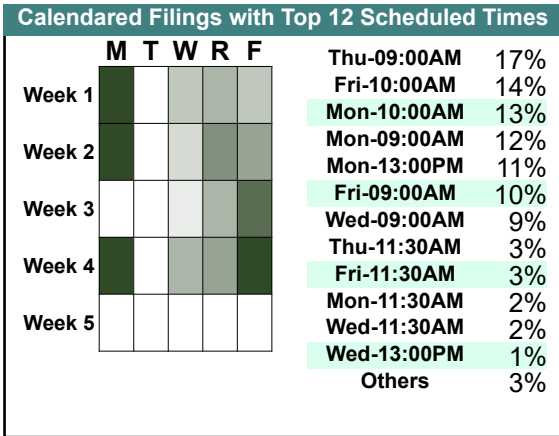
		<u>Filings</u>	<u>Hearings</u>	<u>Transactions</u>	<u>Concluded</u>	<u>Cont</u>
<u>Criminal</u>						
Capias	CA	24	69	69	18	51
Civil Violation	CV	16	19	19	13	5
Felony	F	61	217	230	44	186
Misdemeanor	M	116	356	362	137	219
Motion	MO	12	12	12	7	-
Show Cause	SC	22	48	48	16	31
Criminal Total		251	721	740	235	492
<u>Traffic</u>						
Capias	CA	5	16	16	7	8
Felony	F	1	8	9	4	5
Infraction	I	1,126	471	1,200	1,137	61
Misdemeanor	M	162	262	262	147	112
Motion	MO	3	3	3	2	-
Show Cause	SC	0	1	1	0	1
Traffic Total		1,297	761	1,491	1,297	187
<u>Civil</u>						
Abstract	AJ	1	0	1	1	-
Admin License	AL	9	2	10	8	1
Bond Forfeiture	BF	0	0	1	1	-
Counter Claim	CC	2	3	4	2	2
Garnishment	GA	43	9	49	40	8
Impoundment	IM	3	1	4	3	-
Interrogatory	IN	1	0	2	2	-
Overweight	OC	1	0	1	1	-
Other	OT	2	1	2	1	-
Protective Order	PO	1	1	1	0	1
Prelim Prot Order	PP	2	0	2	2	-
Show Cause	SC	1	1	1	0	1
Unlawful Detainer	UD	24	29	38	23	15
Warrant in Debt	WD	109	106	145	95	48
Civil Total		199	153	261	179	76
Fauquier Totals		1,747	1,635	2,492	1,711	755



		Filings	Hearings	Transactions	Concluded	Cont
<u>Criminal</u>						
Capias	CA	13	37	37	12	24
Civil Violation	CV	6	11	11	2	7
Felony	F	47	115	134	55	78
Misdemeanor	M	124	293	296	88	204
Motion	MO	4	4	4	3	-
Show Cause	SC	14	33	33	14	19
Criminal Total		208	493	515	174	332
<u>Traffic</u>						
Capias	CA	5	14	14	2	12
Felony	F	0	4	4	1	3
Infraction	I	1,059	438	1,117	1,048	65
Misdemeanor	M	134	243	243	138	103
Motion	MO	3	3	3	2	-
Show Cause	SC	1	1	1	0	1
Traffic Total		1,202	703	1,382	1,191	184
<u>Civil</u>						
Abstract	AJ	4	0	4	4	-
Admin License	AL	20	8	20	12	-
Bond Forfeiture	BF	1	1	1	0	1
Garnishment	GA	46	5	51	46	5
Impoundment	IM	5	2	6	4	-
Interrogatory	IN	8	6	9	3	6
Overweight	OC	1	1	1	0	-
Other	OT	4	2	4	2	-
Protective Order	PO	3	0	4	4	-
Prelim Prot Order	PP	4	0	4	4	-
Show Cause	SC	2	1	2	2	-
Unlawful Detainer	UD	16	19	27	18	9
Warrant in Debt	WD	134	110	178	141	37
Civil Total		248	155	311	240	58
Fauquier Totals		1,658	1,351	2,208	1,605	574



		Filings	Hearings	Transactions	Concluded	Cont
<u>Criminal</u>						
Capias	CA	23	51	51	14	37
Civil Violation	CV	5	9	9	7	1
Felony	F	51	159	172	50	119
Misdemeanor	M	97	350	357	140	209
Motion	MO	15	15	15	12	-
Show Cause	SC	21	45	45	20	24
Criminal Total		212	629	649	243	390
<u>Traffic</u>						
Capias	CA	7	13	13	4	9
Felony	F	3	6	6	0	6
Infraction	I	1,214	464	1,276	1,207	65
Misdemeanor	M	154	260	260	131	123
Motion	MO	4	4	4	3	-
Traffic Total		1,382	747	1,559	1,345	203
<u>Civil</u>						
Admin License	AL	7	1	8	7	-
Bond Forfeiture	BF	1	0	1	1	-
Capias	CA	0	0	1	1	-
Counter Claim	CC	2	3	3	1	2
Detinue	DT	3	2	3	3	-
Garnishment	GA	30	6	33	27	6
Impoundment	IM	1	1	1	0	-
Interrogatory	IN	4	1	10	9	1
Other	OT	1	1	1	0	-
Protective Order	PO	5	4	5	1	1
Prelim Prot Order	PP	3	3	4	1	2
Show Cause	SC	3	0	6	6	-
Unlawful Detainer	UD	17	17	21	14	7
Warrant in Debt	WD	108	113	153	93	59
Civil Total		185	152	250	164	78
Fauquier Totals		1,779	1,528	2,458	1,752	671



CASELOAD STATISTICS OF THE GENERAL DISTRICT COURTS

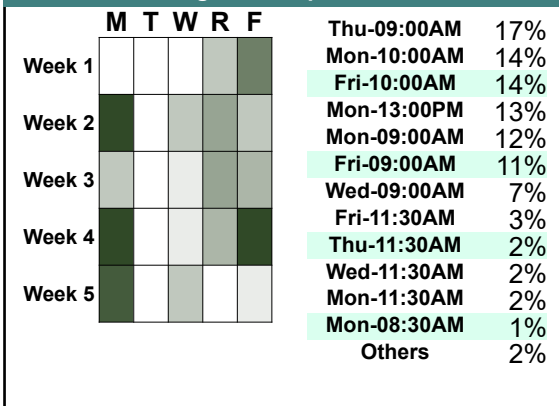
March 2018

Fauquier

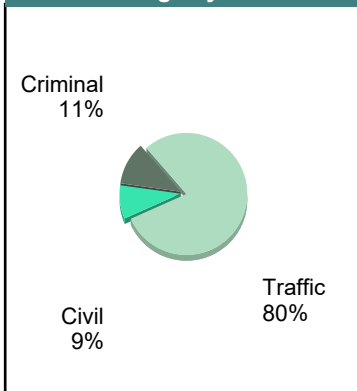
District: 20

		<u>Filings</u>	<u>Hearings</u>	<u>Transactions</u>	<u>Concluded</u>	<u>Cont</u>
<u>Criminal</u>						
Capias	CA	17	39	39	10	29
Civil Violation	CV	4	15	15	6	7
Felony	F	55	154	162	38	123
Misdemeanor	M	115	346	355	119	235
Motion	MO	3	3	3	1	-
Show Cause	SC	15	38	38	16	22
Criminal Total		209	595	612	190	416
<u>Traffic</u>						
Capias	CA	2	19	19	8	11
Felony	F	1	4	6	4	2
Infraction	I	1,339	579	1,467	1,394	68
Misdemeanor	M	117	246	246	165	79
Motion	MO	5	5	5	5	-
Traffic Total		1,464	853	1,743	1,576	160
<u>Civil</u>						
Abstract	AJ	2	0	2	2	-
Admin License	AL	13	3	15	12	2
Counter Claim	CC	2	0	2	2	-
Detinue	DT	0	1	3	3	-
Garnishment	GA	30	5	30	25	5
Impoundment	IM	2	0	2	2	-
Interrogatory	IN	2	2	4	2	2
Protective Order	PO	3	2	3	1	1
Prelim Prot Order	PP	3	2	3	1	1
Unlawful Detainer	UD	20	22	28	18	10
Warrant in Debt	WD	86	85	124	85	39
Civil Total		163	122	216	153	60
Fauquier Totals		1,836	1,570	2,571	1,919	636

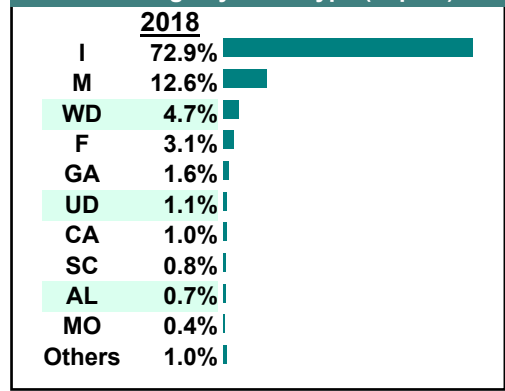
Calendared Filings with Top 12 Scheduled Times



% of Filings by Division



% of Filings by Case Type (Top 10)



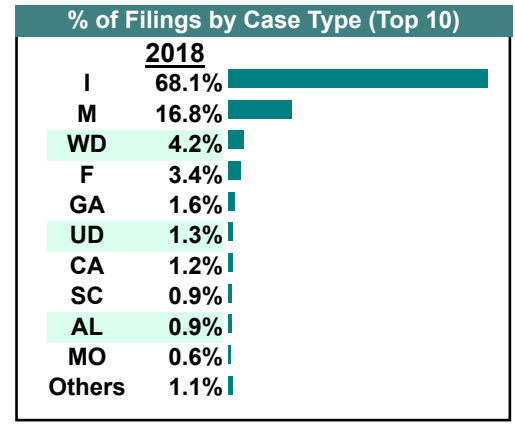
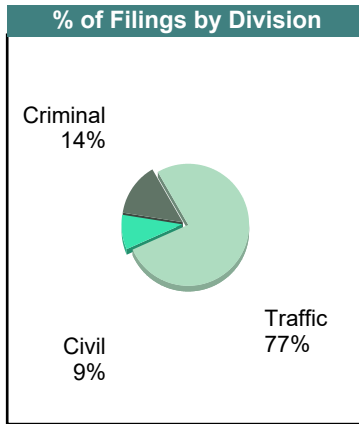
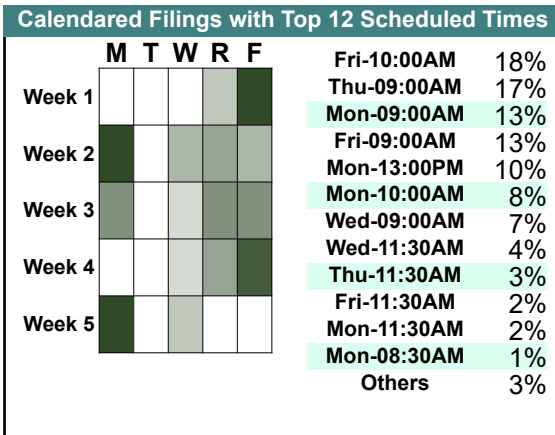
CASELOAD STATISTICS OF THE GENERAL DISTRICT COURTS

February 2018

Fauquier

District: 20

		<u>Filings</u>	<u>Hearings</u>	<u>Transactions</u>	<u>Concluded</u>	<u>Cont</u>
<u>Criminal</u>						
Capias	CA	19	40	40	18	22
Civil Violation	CV	2	16	16	4	10
Felony	F	57	136	146	30	116
Misdemeanor	M	149	313	327	131	193
Motion	MO	6	6	6	5	-
Show Cause	SC	13	43	43	19	24
Criminal Total		246	554	578	207	365
<u>Traffic</u>						
Capias	CA	1	7	7	1	6
Felony	F	2	8	9	2	7
Infraction	I	1,191	512	1,250	1,133	116
Misdemeanor	M	145	242	243	127	115
Motion	MO	5	5	5	1	-
Traffic Total		1,344	774	1,514	1,264	244
<u>Civil</u>						
Abstract	AJ	1	0	1	1	-
Admin License	AL	15	5	15	10	1
Bond Forfeiture	BF	1	1	1	0	1
Capias	CA	1	1	3	2	1
Custody Relief	CR	1	0	1	1	-
Detinue	DT	2	1	2	2	-
Garnishment	GA	28	2	33	31	2
Impoundment	IM	1	0	1	1	-
Interrogatory	IN	3	2	9	7	2
Protective Order	PO	5	2	5	3	1
Prelim Prot Order	PP	3	0	3	3	-
Petition-Restore Arms	PR	1	1	1	0	-
Show Cause	SC	3	2	8	7	1
Unlawful Detainer	UD	22	13	32	27	5
Warrant in Debt	WD	73	92	125	87	37
Civil Total		160	122	240	182	51
Fauquier Totals		1,750	1,450	2,332	1,653	660



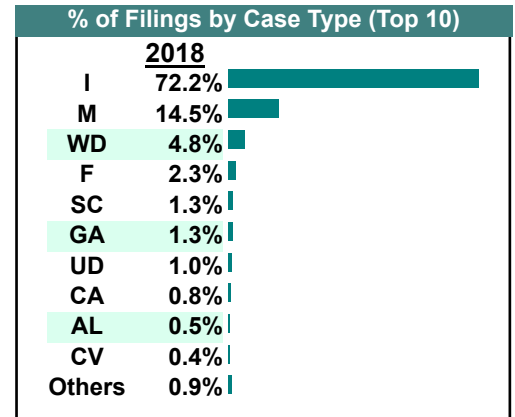
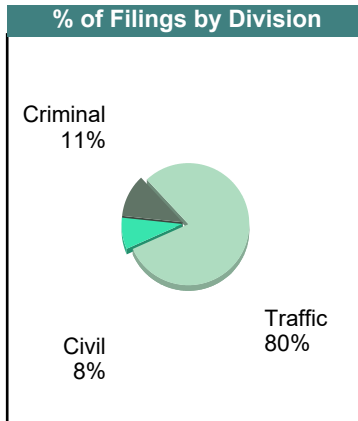
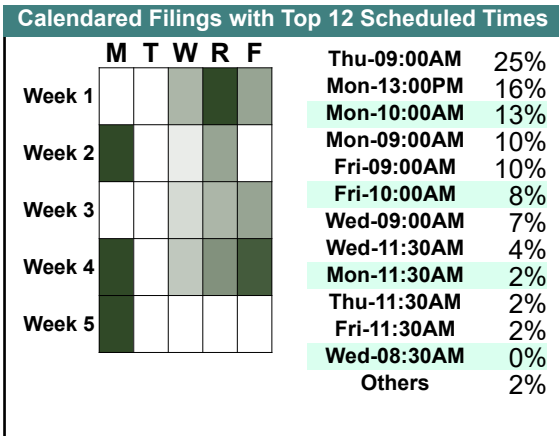
CASELOAD STATISTICS OF THE GENERAL DISTRICT COURTS

January 2018

Fauquier

District: 20

		<u>Filings</u>	<u>Hearings</u>	<u>Transactions</u>	<u>Concluded</u>	<u>Cont</u>
<u>Criminal</u>						
Capias	CA	12	46	46	21	25
Civil Violation	CV	9	15	15	6	9
Felony	F	47	148	162	59	103
Misdemeanor	M	143	340	353	135	217
Motion	MO	5	5	5	5	-
Show Cause	SC	27	51	51	18	32
Criminal Total		243	605	632	244	386
<u>Traffic</u>						
Capias	CA	3	18	18	10	8
Felony	F	1	9	10	2	8
Infraction	I	1,533	560	1,602	1,527	70
Misdemeanor	M	166	291	291	169	121
Show Cause	SC	0	1	1	1	-
Traffic Total		1,703	879	1,922	1,709	207
<u>Civil</u>						
Abstract	AJ	1	0	1	1	-
Admin License	AL	11	1	11	10	1
Capias	CA	1	2	2	0	2
Counter Claim	CC	0	0	1	1	-
Detinue	DT	3	2	3	2	1
Garnishment	GA	27	2	31	29	2
Interrogatory	IN	3	7	17	10	6
Overweight	OC	4	0	4	4	-
Prelim Prot Order	PP	3	2	4	2	2
Show Cause	SC	1	5	10	6	4
Tenants Assertion	TA	0	1	1	1	-
Unlawful Detainer	UD	21	19	26	15	11
Warrant in Debt	WD	103	106	151	109	42
Civil Total		178	147	262	190	71
Fauquier Totals		2,124	1,631	2,816	2,143	664



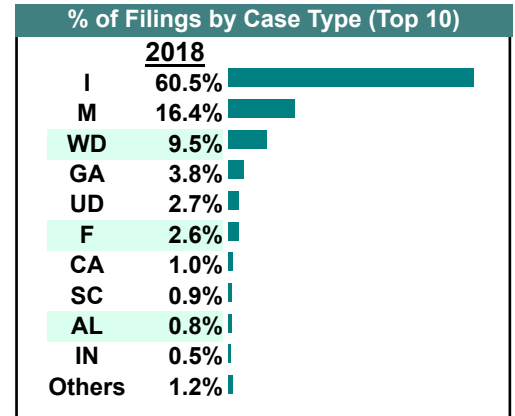
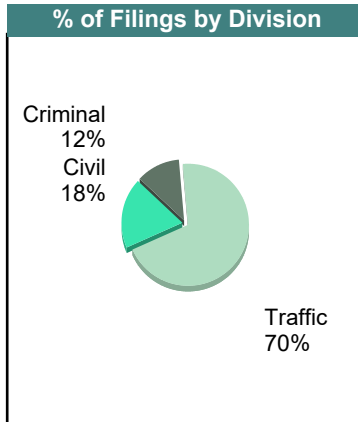
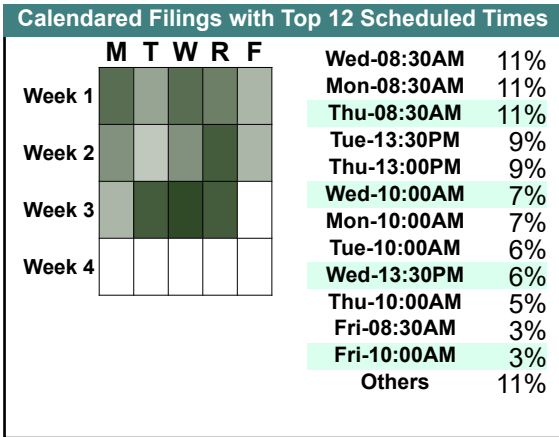
CASELOAD STATISTICS OF THE GENERAL DISTRICT COURTS

December 2018

Loudoun

District: 20

		<u>Filings</u>	<u>Hearings</u>	<u>Transactions</u>	<u>Concluded</u>	<u>Cont</u>
<u>Criminal</u>						
Capias	CA	43	183	183	31	152
Civil Violation	CV	17	36	36	8	28
Felony	F	130	519	568	141	426
Misdemeanor	M	411	1,142	1,184	369	815
Show Cause	SC	33	81	81	40	41
Criminal Total		634	1,961	2,052	589	1,462
<u>Traffic</u>						
Capias	CA	12	47	47	12	35
Felony	F	10	37	38	4	34
Infraction	I	3,290	1,815	3,710	3,370	340
Misdemeanor	M	481	823	823	486	337
Restricted O/L	RL	1	1	1	1	-
Show Cause	SC	1	9	9	2	7
Traffic Total		3,795	2,732	4,628	3,875	753
<u>Civil</u>						
Abstract	AJ	1	0	1	1	-
Admin License	AL	44	6	50	44	6
Bond Forfeiture	BF	3	15	19	5	14
Capias	CA	1	2	6	4	2
Counter Claim	CC	1	0	5	5	-
Custody Relief	CR	0	1	1	0	1
Detinue	DT	0	0	1	1	-
Garnishment	GA	209	76	254	178	76
Impoundment	IM	8	1	9	8	1
Interrogatory	IN	29	43	71	28	43
Motion for Judgment	MJ	1	2	3	2	1
Overweight	OC	2	0	3	3	-
Other	OT	6	0	6	6	-
Protective Order	PO	11	5	13	8	5
Prelim Prot Order	PP	10	1	11	10	1
Show Cause	SC	16	19	32	14	18
Tenants Assertion	TA	3	3	3	0	3
Third Party Claim	TH	1	0	1	1	-
Unlawful Detainer	UD	145	84	168	138	30
Warrant in Debt	WD	514	573	751	487	264
Civil Total		1,005	831	1,408	943	465
Loudoun Totals		5,434	5,524	8,088	5,407	2,680



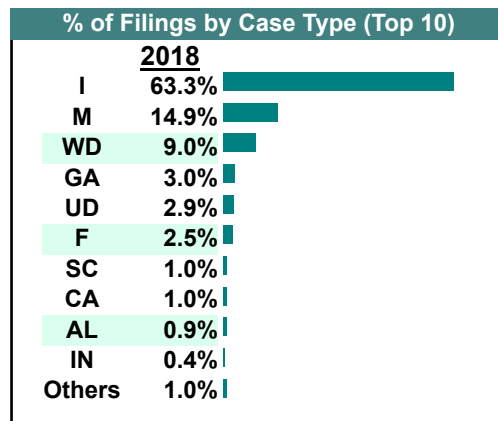
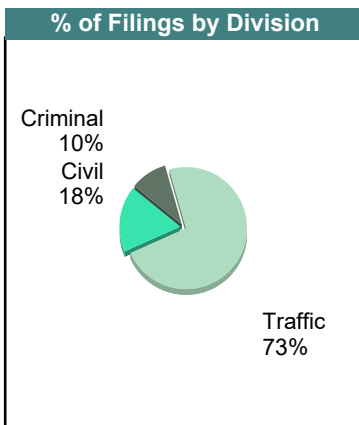
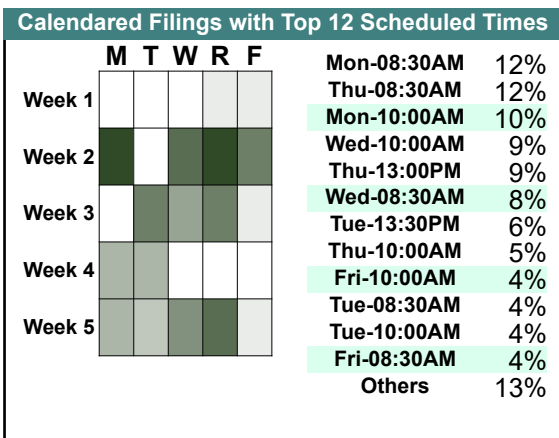
CASELOAD STATISTICS OF THE GENERAL DISTRICT COURTS

November 2018

Loudoun

District: 20

		<u>Filings</u>	<u>Hearings</u>	<u>Transactions</u>	<u>Concluded</u>	<u>Cont</u>
<u>Criminal</u>						
Capias	CA	41	168	168	42	125
Civil Violation	CV	7	41	41	18	23
Felony	F	133	718	741	114	627
Misdemeanor	M	332	1,122	1,145	367	778
Show Cause	SC	31	79	79	30	49
Criminal Total		544	2,128	2,174	571	1,602
<u>Traffic</u>						
Capias	CA	10	39	39	16	23
Felony	F	8	26	30	8	22
Infraction	I	3,525	1,921	3,864	3,434	430
Misdemeanor	M	497	816	818	479	339
Restricted O/L	RL	2	3	3	3	-
Show Cause	SC	10	19	19	9	10
Traffic Total		4,052	2,824	4,773	3,949	824
<u>Civil</u>						
Admin License	AL	51	12	61	49	12
Bond Forfeiture	BF	2	5	6	2	4
Capias	CA	3	6	7	1	6
Counter Claim	CC	1	4	9	5	4
Detinue	DT	1	1	2	2	-
Garnishment	GA	169	46	195	149	46
Impoundment	IM	6	0	6	6	-
Interrogatory	IN	24	43	72	29	43
Motion for Judgment	MJ	1	3	4	1	3
Overweight	OC	9	1	9	8	1
Other	OT	3	0	3	3	-
Protective Order	PO	12	4	15	11	4
Prelim Prot Order	PP	14	0	14	14	-
Petition-Restore Arms	PR	0	0	1	1	-
Show Cause	SC	15	18	40	22	18
Tenants Assertion	TA	0	0	2	2	-
Unlawful Detainer	UD	163	106	207	166	41
Warrant in Debt	WD	503	559	737	466	271
Civil Total		977	808	1,390	937	453
Loudoun Totals		5,573	5,760	8,337	5,457	2,879



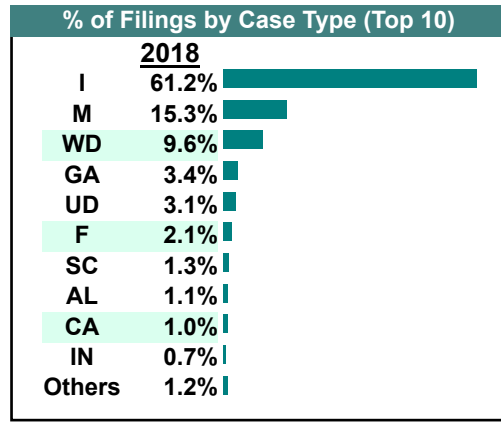
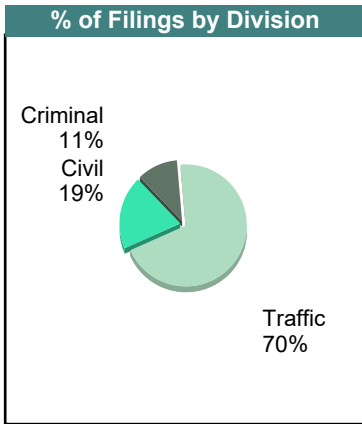
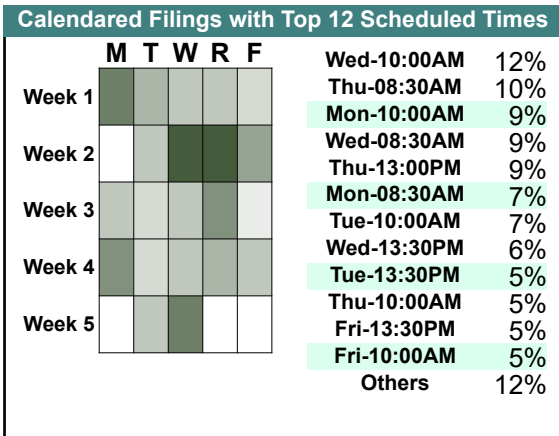
CASELOAD STATISTICS OF THE GENERAL DISTRICT COURTS

October 2018

Loudoun

District: 20

		<u>Filings</u>	<u>Hearings</u>	<u>Transactions</u>	<u>Concluded</u>	<u>Cont</u>
<u>Criminal</u>						
Capias	CA	43	195	195	29	166
Civil Violation	CV	11	42	42	16	26
Felony	F	112	635	673	156	517
Misdemeanor	M	406	1,178	1,243	417	826
Show Cause	SC	31	86	86	33	53
Criminal Total		603	2,136	2,239	651	1,588
<u>Traffic</u>						
Capias	CA	13	45	45	4	41
Felony	F	4	22	22	7	15
Infraction	I	3,402	2,025	3,848	3,493	355
Misdemeanor	M	444	753	754	450	304
Restricted O/L	RL	6	6	6	5	1
Show Cause	SC	7	15	15	6	9
Traffic Total		3,876	2,866	4,690	3,965	725
<u>Civil</u>						
Abstract	AJ	6	0	6	6	-
Admin License	AL	61	7	67	60	7
Bond Forfeiture	BF	1	4	4	0	4
Capias	CA	1	1	4	3	1
Counter Claim	CC	3	1	7	6	1
Custody Relief	CR	1	2	2	0	2
Detinue	DT	3	11	14	3	11
Garnishment	GA	190	41	228	187	41
Impoundment	IM	6	0	6	6	-
Interrogatory	IN	40	56	97	41	56
Motion for Judgment	MJ	1	1	1	0	1
Overweight	OC	2	0	4	4	-
Other	OT	3	0	3	3	-
Protective Order	PO	9	3	13	10	3
Prelim Prot Order	PP	12	0	12	12	-
Petition-Restore Arms	PR	1	1	1	0	1
Show Cause	SC	32	24	46	23	23
Tenants Assertion	TA	2	2	2	0	2
Third Party Claim	TH	0	1	3	2	1
Unlawful Detainer	UD	171	125	222	174	48
Warrant in Debt	WD	533	598	803	535	268
Civil Total		1,078	878	1,545	1,075	470
Loudoun Totals		5,557	5,880	8,474	5,691	2,783



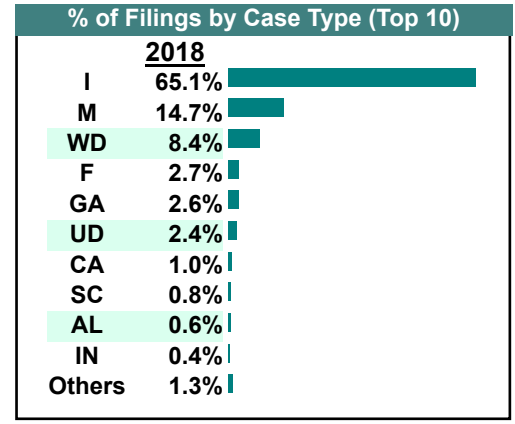
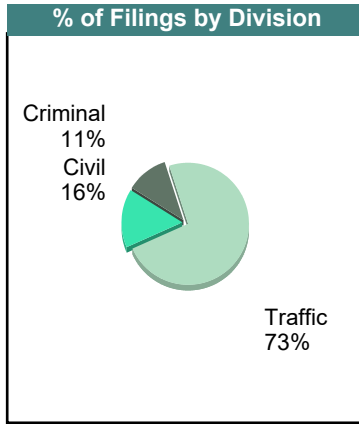
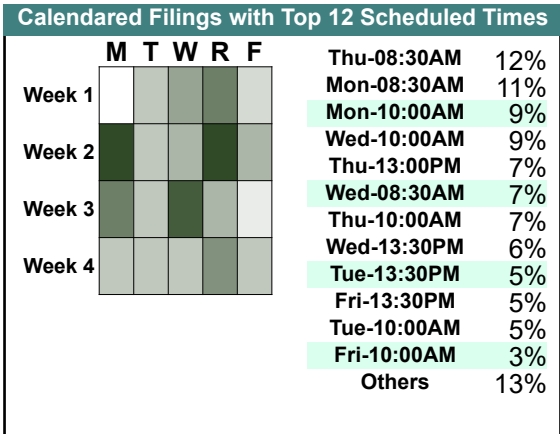
CASELOAD STATISTICS OF THE GENERAL DISTRICT COURTS

September 2018

Loudoun

District: 20

		<u>Filings</u>	<u>Hearings</u>	<u>Transactions</u>	<u>Concluded</u>	<u>Cont</u>
<u>Criminal</u>						
Capias	CA	46	163	163	43	120
Civil Violation	CV	15	40	40	11	29
Felony	F	152	732	770	166	604
Misdemeanor	M	394	1,129	1,170	364	806
Show Cause	SC	36	117	117	62	55
Criminal Total		643	2,181	2,260	646	1,614
<u>Traffic</u>						
Capias	CA	8	28	28	11	17
Felony	F	5	28	29	6	23
Infraction	I	3,789	2,195	4,277	3,859	418
Misdemeanor	M	464	761	762	442	320
Show Cause	SC	3	7	7	3	4
Traffic Total		4,269	3,019	5,103	4,321	782
<u>Civil</u>						
Admin License	AL	35	5	41	36	5
Bond Forfeiture	BF	1	3	5	4	1
Capias	CA	3	5	8	3	5
Counter Claim	CC	6	6	8	3	5
Detinue	DT	1	2	3	2	1
Garnishment	GA	154	35	184	149	35
Impoundment	IM	7	0	7	7	-
Interrogatory	IN	23	32	50	18	32
Motion for Judgment	MJ	17	12	17	12	5
Overweight	OC	1	0	2	2	-
Other	OT	2	0	2	2	-
Protective Order	PO	12	5	18	13	5
Prelim Prot Order	PP	11	0	11	11	-
Show Cause	SC	6	10	24	14	10
Third Party Claim	TH	1	1	1	0	1
Unlawful Detainer	UD	138	109	185	139	46
Warrant in Debt	WD	487	573	768	493	275
Civil Total		905	798	1,334	908	426
Loudoun Totals		5,817	5,998	8,697	5,875	2,822



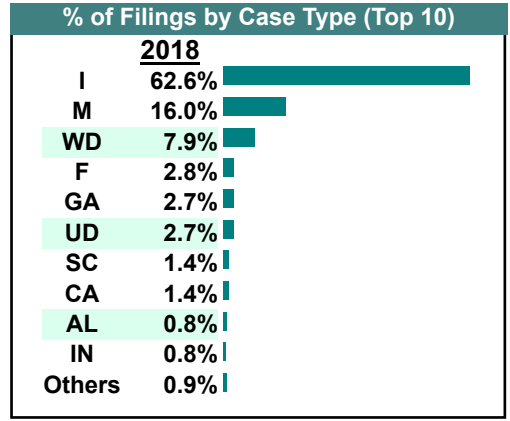
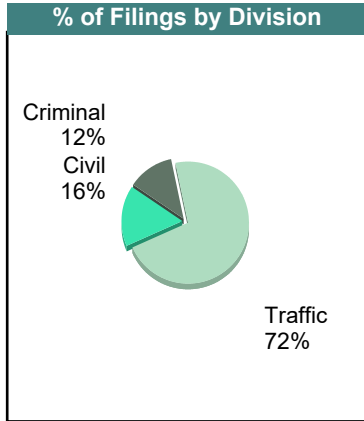
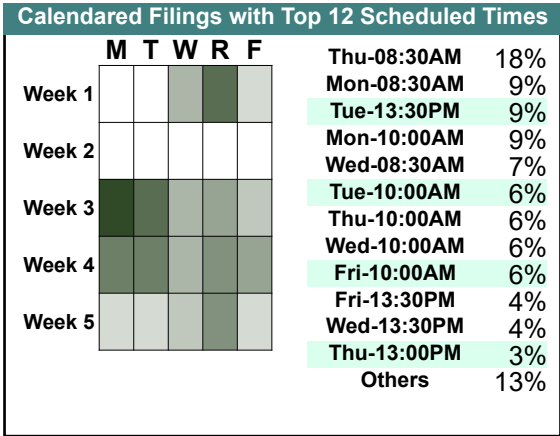
CASELOAD STATISTICS OF THE GENERAL DISTRICT COURTS

August 2018

Loudoun

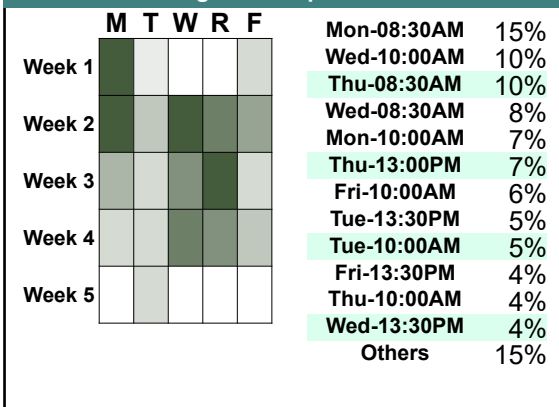
District: 20

		<u>Filings</u>	<u>Hearings</u>	<u>Transactions</u>	<u>Concluded</u>	<u>Cont</u>
<u>Criminal</u>						
Capias	CA	68	239	239	62	177
Civil Violation	CV	15	46	46	10	36
Felony	F	161	808	845	172	673
Misdemeanor	M	446	1,213	1,247	388	859
Show Cause	SC	52	140	140	62	78
Criminal Total		742	2,446	2,517	694	1,823
<u>Traffic</u>						
Capias	CA	11	34	34	10	24
Felony	F	7	34	38	10	28
Infraction	I	3,772	2,108	4,068	3,636	432
Misdemeanor	M	517	807	808	491	317
Restricted O/L	RL	1	1	1	1	-
Show Cause	SC	5	12	12	4	8
Traffic Total		4,313	2,996	4,961	4,152	809
<u>Civil</u>						
Abstract	AJ	6	0	6	6	-
Admin License	AL	48	8	57	49	8
Bond Forfeiture	BF	1	5	6	3	3
Capias	CA	4	8	10	2	8
Counter Claim	CC	3	6	7	2	5
Detinue	DT	3	7	8	3	5
Garnishment	GA	165	41	214	173	41
Impoundment	IM	3	0	3	3	-
Interrogatory	IN	46	67	108	41	67
Motion for Judgment	MJ	0	2	4	3	1
Overweight	OC	5	1	6	5	1
Other	OT	3	0	3	3	-
Protective Order	PO	7	6	14	8	6
Prelim Prot Order	PP	5	0	5	5	-
Show Cause	SC	27	23	47	24	23
Unlawful Detainer	UD	165	113	203	168	35
Warrant in Debt	WD	477	562	770	503	267
Civil Total		968	849	1,471	1,001	470
Loudoun Totals		6,023	6,291	8,949	5,847	3,102

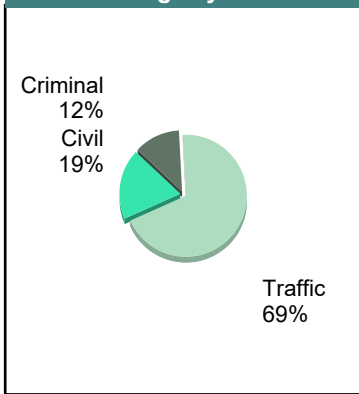


		Filings	Hearings	Transactions	Concluded	Cont
<u>Criminal</u>						
Capias	CA	44	169	169	38	131
Civil Violation	CV	11	39	39	12	27
Felony	F	198	760	790	118	672
Misdemeanor	M	342	1,059	1,079	338	741
Show Cause	SC	40	115	115	39	76
Criminal Total		635	2,142	2,192	545	1,647
<u>Traffic</u>						
Capias	CA	10	61	61	12	49
Felony	F	8	34	36	8	28
Infraction	I	3,113	1,847	3,516	3,146	370
Misdemeanor	M	396	646	647	390	257
Show Cause	SC	3	13	13	4	9
Traffic Total		3,530	2,601	4,273	3,560	713
<u>Civil</u>						
Abstract	AJ	1	0	1	1	-
Admin License	AL	50	8	59	51	8
Bond Forfeiture	BF	1	2	2	1	1
Capias	CA	5	2	7	5	2
Counter Claim	CC	2	6	11	6	5
Custody Relief	CR	1	1	1	0	1
Detinue	DT	3	8	8	0	8
Garnishment	GA	152	33	183	150	33
Impoundment	IM	4	0	4	4	-
Interrogatory	IN	24	34	64	30	34
Motion for Judgment	MJ	0	0	3	3	-
Overweight	OC	7	3	7	4	3
Protective Order	PO	14	10	21	11	10
Prelim Prot Order	PP	12	0	12	12	-
Show Cause	SC	13	18	33	18	15
Third Party Claim	TH	1	1	2	1	1
Unlawful Detainer	UD	165	118	200	158	42
Warrant in Debt	WD	493	575	746	498	248
Civil Total		948	819	1,364	953	411
Loudoun Totals		5,113	5,562	7,829	5,058	2,771

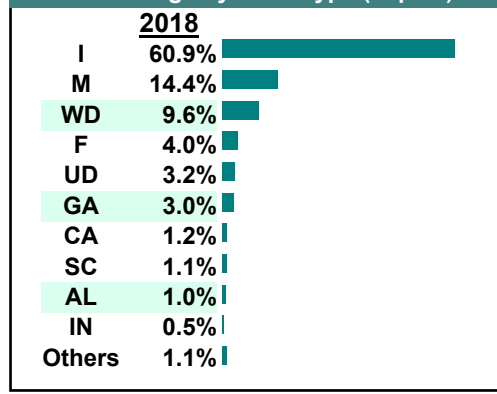
Calendared Filings with Top 12 Scheduled Times



% of Filings by Division



% of Filings by Case Type (Top 10)



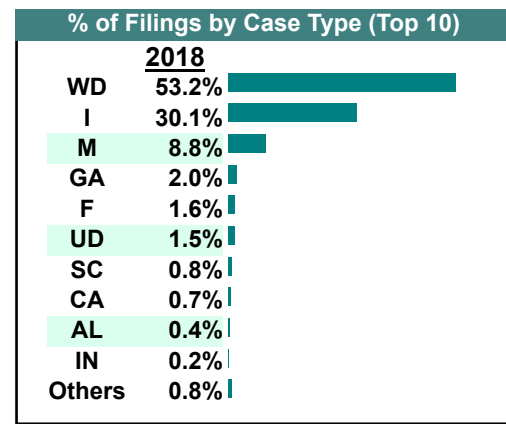
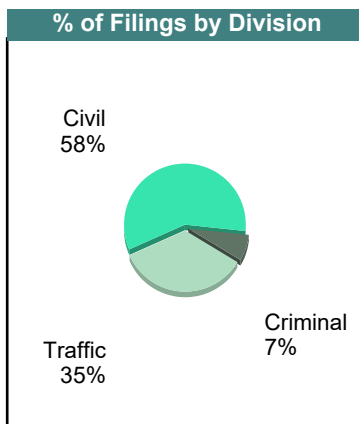
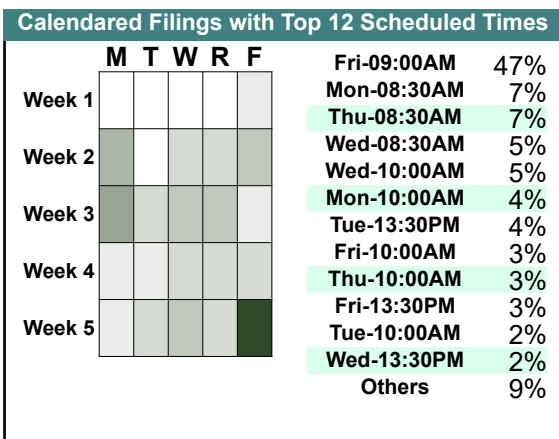
CASELOAD STATISTICS OF THE GENERAL DISTRICT COURTS

June 2018

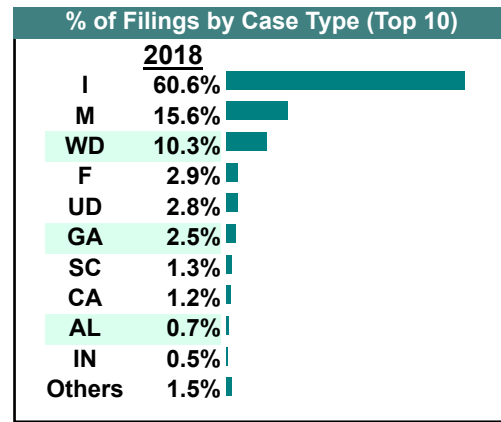
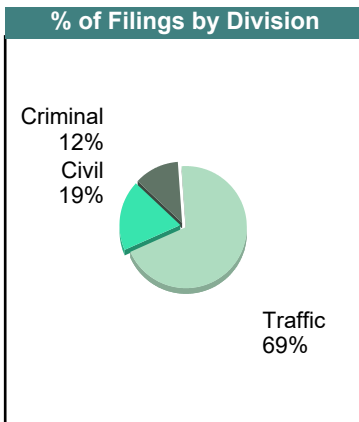
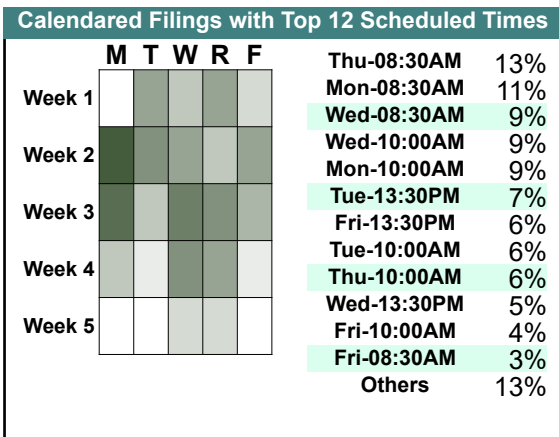
Loudoun

District: 20

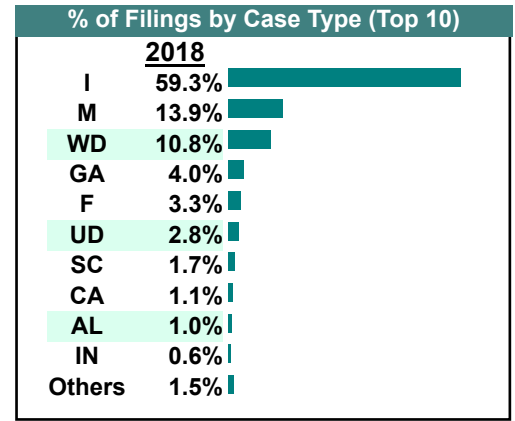
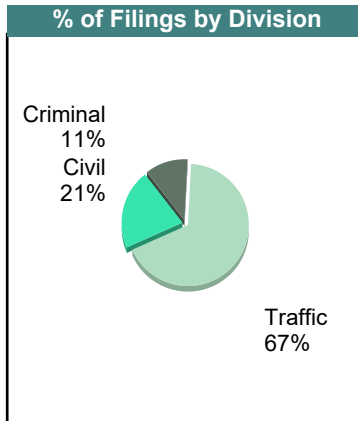
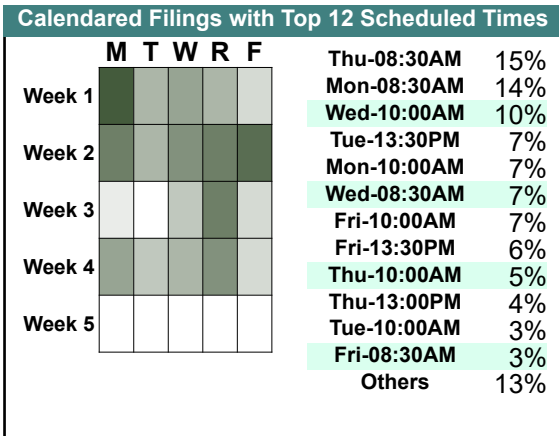
		<u>Filings</u>	<u>Hearings</u>	<u>Transactions</u>	<u>Concluded</u>	<u>Cont</u>
<u>Criminal</u>						
Capias	CA	57	179	179	41	138
Civil Violation	CV	9	27	27	12	15
Felony	F	146	639	685	191	494
Misdemeanor	M	430	1,099	1,127	410	717
Show Cause	SC	47	113	113	30	83
Criminal Total		689	2,057	2,131	684	1,447
<u>Traffic</u>						
Capias	CA	9	40	40	9	31
Felony	F	13	38	39	7	32
Infraction	I	2,951	1,710	3,281	2,964	317
Misdemeanor	M	429	743	743	461	282
Show Cause	SC	6	12	12	2	10
Traffic Total		3,408	2,543	4,115	3,443	672
<u>Civil</u>						
Abstract	AJ	2	0	2	2	-
Admin License	AL	41	6	48	42	6
Bond Forfeiture	BF	4	5	6	2	4
Capias	CA	2	1	2	1	1
Counter Claim	CC	8	10	11	2	9
Detinue	DT	5	5	5	0	5
Garnishment	GA	192	41	236	195	41
Impoundment	IM	8	1	10	9	1
Interrogatory	IN	21	33	60	27	33
Motion for Judgment	MJ	14	14	17	10	7
Other	OT	5	2	6	5	1
Protective Order	PO	11	4	18	14	4
Prelim Prot Order	PP	10	0	11	11	-
Show Cause	SC	26	12	36	26	10
Third Party Claim	TH	1	1	1	0	1
Unlawful Detainer	UD	144	107	177	147	30
Warrant in Debt	WD	5,219	2,005	5,508	5,179	329
Civil Total		5,713	2,247	6,154	5,672	482
Loudoun Totals		9,810	6,847	12,400	9,799	2,601



		Filings	Hearings	Transactions	Concluded	Cont
<u>Criminal</u>						
Capias	CA	45	162	162	31	131
Civil Violation	CV	11	29	29	7	22
Felony	F	148	620	654	133	521
Misdemeanor	M	383	959	985	306	679
Show Cause	SC	49	110	110	34	76
Criminal Total		636	1,880	1,940	511	1,429
<u>Traffic</u>						
Capias	CA	14	50	50	17	33
Felony	F	7	21	22	3	19
Infraction	I	3,195	2,000	3,685	3,158	527
Misdemeanor	M	441	747	748	422	326
Restricted O/L	RL	1	1	1	1	-
Show Cause	SC	1	9	9	5	4
Traffic Total		3,659	2,828	4,515	3,606	909
<u>Civil</u>						
Abstract	AJ	3	0	3	3	-
Admin License	AL	37	5	39	34	5
Bond Forfeiture	BF	2	1	5	4	1
Capias	CA	3	6	9	3	6
Counter Claim	CC	4	2	5	3	2
Detinue	DT	2	1	4	3	1
Garnishment	GA	133	41	184	143	41
Impoundment	IM	11	3	13	10	3
Interrogatory	IN	25	46	70	24	46
Other	OT	11	0	11	11	-
Protective Order	PO	16	5	23	18	5
Prelim Prot Order	PP	19	1	20	19	1
Show Cause	SC	21	15	30	17	13
Tenants Assertion	TA	0	0	1	1	-
Unlawful Detainer	UD	150	113	188	150	38
Warrant in Debt	WD	544	606	846	573	273
Civil Total		981	845	1,451	1,016	435
Loudoun Totals		5,276	5,553	7,906	5,133	2,773



		<u>Filings</u>	<u>Hearings</u>	<u>Transactions</u>	<u>Concluded</u>	<u>Cont</u>
<u>Criminal</u>						
Capias	CA	32	125	125	37	88
Civil Violation	CV	9	23	23	12	11
Felony	F	156	589	634	129	505
Misdemeanor	M	305	869	884	252	632
Show Cause	SC	42	98	98	36	62
Criminal Total		544	1,704	1,764	466	1,298
<u>Traffic</u>						
Capias	CA	18	50	50	11	39
Felony	F	2	20	21	6	15
Infraction	I	2,847	1,738	3,264	2,862	402
Misdemeanor	M	363	640	640	368	272
Show Cause	SC	5	12	12	6	6
Traffic Total		3,235	2,460	3,987	3,253	734
<u>Civil</u>						
Abstract	AJ	3	0	3	3	-
Admin License	AL	47	8	53	45	8
Bond Forfeiture	BF	5	5	7	3	4
Capias	CA	1	4	4	0	4
Counter Claim	CC	7	9	12	6	6
Detinue	DT	2	2	4	4	-
Garnishment	GA	194	41	226	185	41
Impoundment	IM	8	0	9	9	-
Interrogatory	IN	30	68	111	43	68
Overweight	OC	1	0	2	2	-
Other	OT	5	1	6	5	1
Protective Order	PO	10	6	12	6	6
Prelim Prot Order	PP	17	0	17	17	-
Show Cause	SC	34	29	53	24	29
Tenants Assertion	TA	2	1	2	1	1
Third Party Claim	TH	1	1	1	0	1
Unlawful Detainer	UD	132	85	173	138	35
Warrant in Debt	WD	519	603	828	556	272
Civil Total		1,018	863	1,523	1,047	476
Loudoun Totals		4,797	5,027	7,274	4,766	2,508



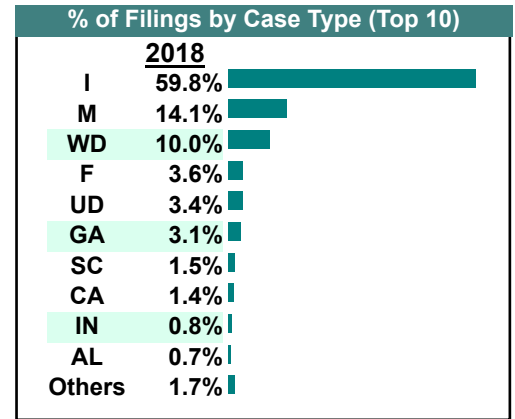
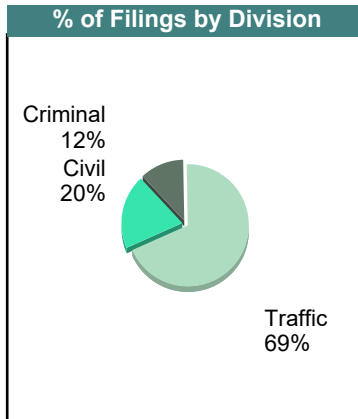
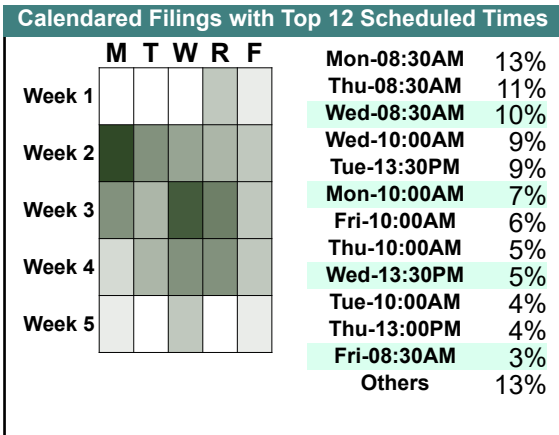
CASELOAD STATISTICS OF THE GENERAL DISTRICT COURTS

March 2018

Loudoun

District: 20

		<u>Filings</u>	<u>Hearings</u>	<u>Transactions</u>	<u>Concluded</u>	<u>Cont</u>
<u>Criminal</u>						
Capias	CA	50	166	166	46	120
Civil Violation	CV	15	26	26	6	20
Felony	F	181	645	700	166	534
Misdemeanor	M	302	844	864	312	552
Show Cause	SC	48	141	141	68	73
Criminal Total		596	1,822	1,897	598	1,299
<u>Traffic</u>						
Capias	CA	17	56	56	13	43
Civil Violation	CV	1	1	1	1	-
Felony	F	4	28	30	4	26
Infraction	I	3,036	1,775	3,386	3,020	366
Misdemeanor	M	414	724	726	421	305
Restricted O/L	RL	1	2	2	1	1
Show Cause	SC	7	10	10	5	5
Traffic Total		3,480	2,596	4,211	3,465	746
<u>Civil</u>						
Abstract	AJ	7	0	7	7	-
Admin License	AL	35	5	38	33	5
Bond Forfeiture	BF	6	6	12	8	4
Capias	CA	2	2	4	2	2
Counter Claim	CC	4	4	7	3	4
Detinue	DT	1	1	2	1	1
Garnishment	GA	155	53	210	157	53
Impoundment	IM	14	2	16	14	2
Interrogatory	IN	40	43	70	27	43
Motion for Judgment	MJ	1	2	3	2	1
Overweight	OC	0	1	3	2	1
Other	OT	7	0	7	7	-
Protective Order	PO	17	4	24	20	4
Prelim Prot Order	PP	9	0	9	9	-
Show Cause	SC	20	7	26	19	7
Tenants Assertion	TA	1	0	1	1	-
Unlawful Detainer	UD	175	113	224	184	40
Warrant in Debt	WD	507	595	802	516	286
Civil Total		1,001	838	1,465	1,012	453
Loudoun Totals		5,077	5,256	7,573	5,075	2,498



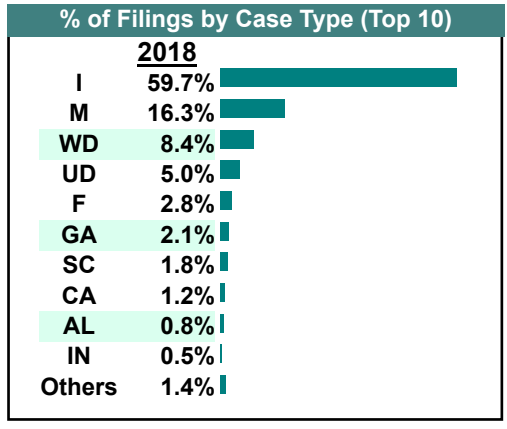
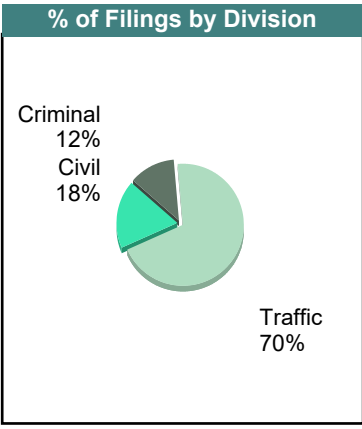
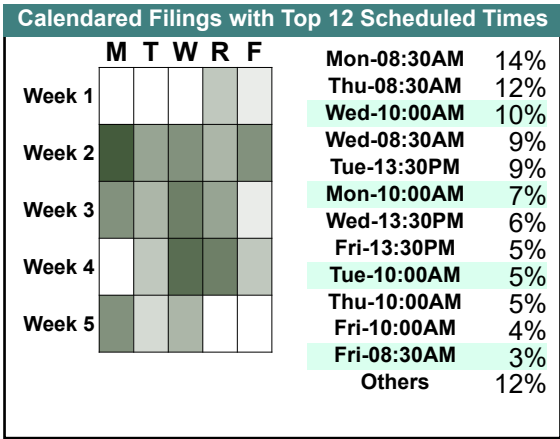
CASELOAD STATISTICS OF THE GENERAL DISTRICT COURTS

February 2018

Loudoun

District: 20

		<u>Filings</u>	<u>Hearings</u>	<u>Transactions</u>	<u>Concluded</u>	<u>Cont</u>
<u>Criminal</u>						
Capias	CA	48	136	136	30	106
Civil Violation	CV	16	38	38	23	15
Felony	F	128	517	558	147	411
Misdemeanor	M	327	908	922	332	590
Show Cause	SC	65	132	132	52	80
Criminal Total		584	1,731	1,786	584	1,202
<u>Traffic</u>						
Capias	CA	9	38	38	10	28
Civil Violation	CV	0	1	1	0	1
Felony	F	9	31	36	13	23
Infraction	I	2,894	1,733	3,194	2,860	334
Misdemeanor	M	464	771	771	444	327
Restricted O/L	RL	4	5	5	4	1
Show Cause	SC	2	3	3	1	2
Traffic Total		3,382	2,582	4,048	3,332	716
<u>Civil</u>						
Abstract	AJ	5	0	5	5	-
Admin License	AL	41	4	49	45	4
Bond Forfeiture	BF	2	1	4	3	1
Capias	CA	1	2	3	1	2
Counter Claim	CC	4	4	7	3	4
Detinue	DT	1	1	2	1	1
Garnishment	GA	101	31	138	107	31
Impoundment	IM	9	3	12	9	3
Interrogatory	IN	24	45	83	38	45
Motion for Judgment	MJ	0	0	2	2	-
Overweight	OC	9	0	11	11	-
Other	OT	7	0	7	7	-
Protective Order	PO	3	2	7	5	2
Prelim Prot Order	PP	6	0	6	6	-
Petition-Restore Arms	PR	0	0	1	1	-
Show Cause	SC	19	16	37	21	16
Third Party Claim	TH	1	0	1	1	-
Unlawful Detainer	UD	240	163	284	226	58
Warrant in Debt	WD	409	476	680	436	244
Civil Total		882	748	1,339	928	411
Loudoun Totals		4,848	5,061	7,173	4,844	2,329



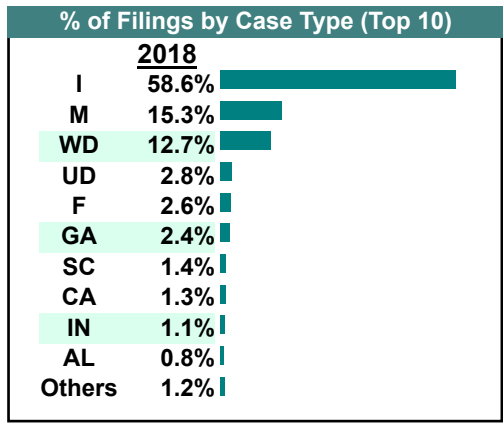
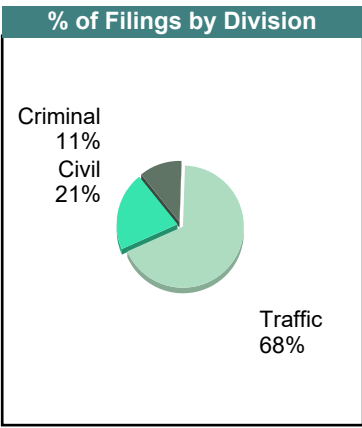
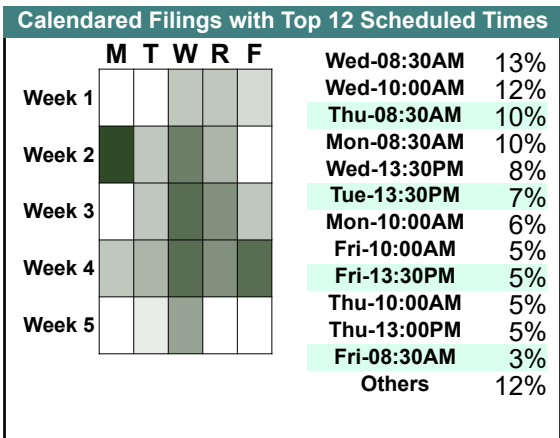
CASELOAD STATISTICS OF THE GENERAL DISTRICT COURTS

January 2018

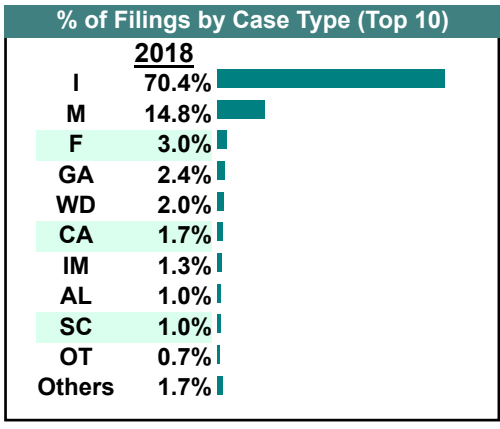
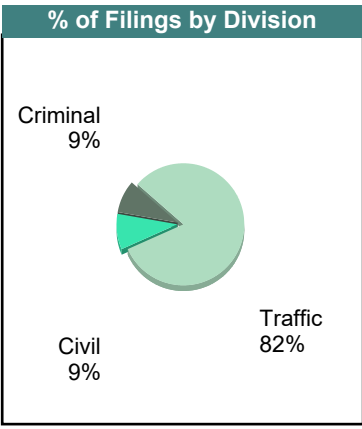
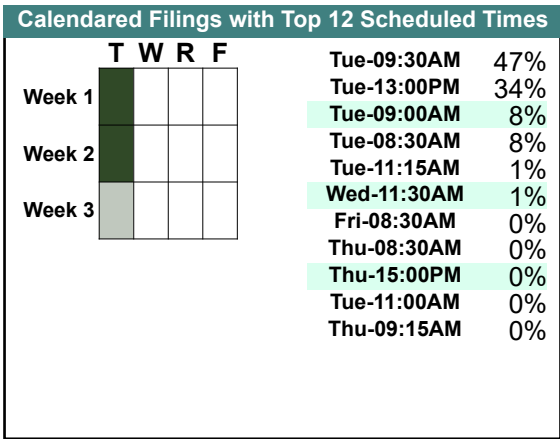
Loudoun

District: 20

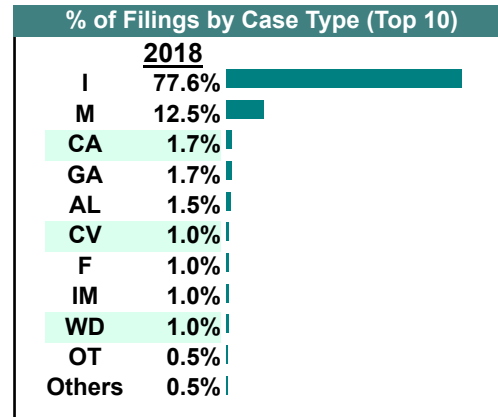
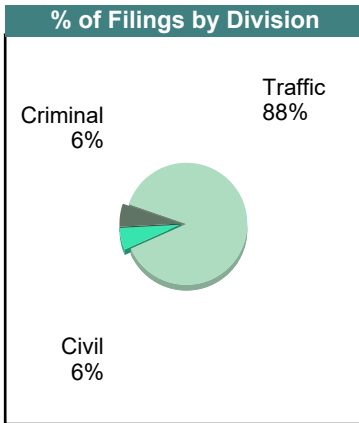
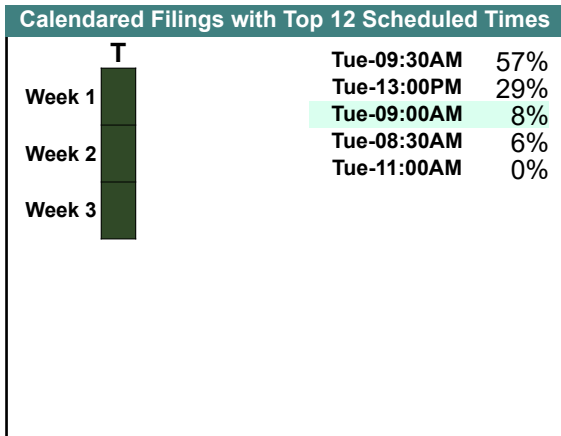
		<u>Filings</u>	<u>Hearings</u>	<u>Transactions</u>	<u>Concluded</u>	<u>Cont</u>
<u>Criminal</u>						
Capias	CA	47	130	130	26	104
Civil Violation	CV	13	44	44	15	29
Felony	F	120	619	656	175	481
Misdemeanor	M	325	922	947	343	604
Show Cause	SC	53	106	106	44	62
Criminal Total		558	1,821	1,883	603	1,280
<u>Traffic</u>						
Capias	CA	15	44	44	4	40
Felony	F	8	30	31	7	24
Infraction	I	2,885	1,785	3,247	2,858	389
Misdemeanor	M	430	798	801	479	322
Show Cause	SC	3	8	8	4	4
Traffic Total		3,341	2,665	4,131	3,352	779
<u>Civil</u>						
Admin License	AL	40	7	45	38	7
Bond Forfeiture	BF	3	4	6	3	3
Capias	CA	1	3	4	1	3
Counter Claim	CC	5	5	10	5	5
Custody Relief	CR	0	0	1	1	-
Detinue	DT	0	1	1	0	1
Garnishment	GA	116	44	153	109	44
Impoundment	IM	6	1	6	5	1
Interrogatory	IN	52	65	96	31	65
Motion for Judgment	MJ	3	4	6	3	3
Overweight	OC	6	5	6	1	5
Other	OT	4	0	4	4	-
Protective Order	PO	7	7	15	8	7
Prelim Prot Order	PP	9	1	10	9	1
Petition-Restore Arms	PR	0	2	2	0	2
Show Cause	SC	14	16	30	15	15
Tenants Assertion	TA	1	1	1	1	-
Unlawful Detainer	UD	137	90	182	141	41
Warrant in Debt	WD	624	690	924	569	355
Civil Total		1,028	946	1,502	944	558
Loudoun Totals		4,927	5,432	7,516	4,899	2,617



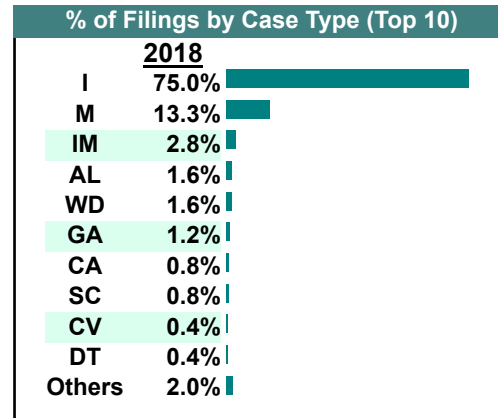
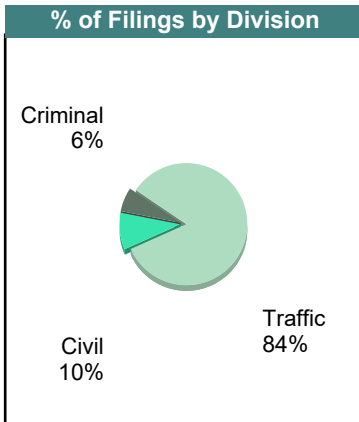
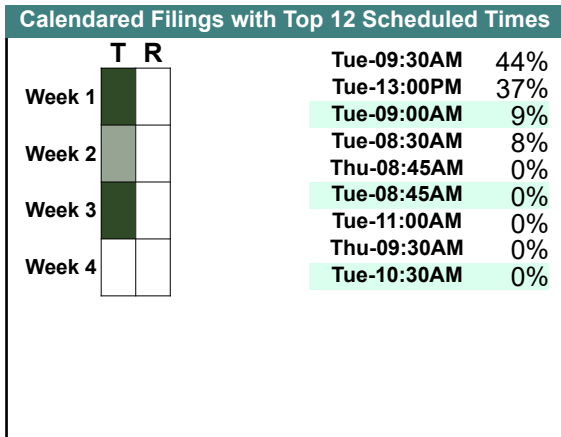
		<u>Filings</u>	<u>Hearings</u>	<u>Transactions</u>	<u>Concluded</u>	<u>Cont</u>
<u>Criminal</u>						
Capias	CA	4	8	8	3	5
Civil Violation	CV	0	4	4	3	1
Felony	F	9	21	21	4	17
Misdemeanor	M	11	33	33	8	25
Show Cause	SC	2	2	2	2	-
Criminal Total		26	68	68	20	48
<u>Traffic</u>						
Capias	CA	1	4	4	1	3
Infraction	I	209	97	232	213	19
Misdemeanor	M	33	56	56	31	25
Traffic Total		243	157	292	245	47
<u>Civil</u>						
Abstract	AJ	1	0	1	1	-
Admin License	AL	3	0	3	3	-
Bond Forfeiture	BF	1	0	1	1	-
Counter Claim	CC	1	0	1	1	-
Garnishment	GA	7	1	7	6	1
Impoundment	IM	4	0	4	4	-
Motion for Judgment	MJ	1	1	1	1	-
Overweight	OC	1	0	1	1	-
Other	OT	2	0	2	2	-
Show Cause	SC	1	0	1	1	-
Unlawful Detainer	UD	0	1	1	1	-
Warrant in Debt	WD	6	6	13	11	2
Civil Total		28	9	36	33	3
Rappahannock Totals		297	234	396	298	98



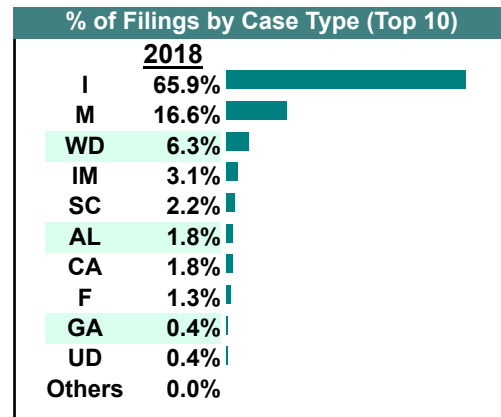
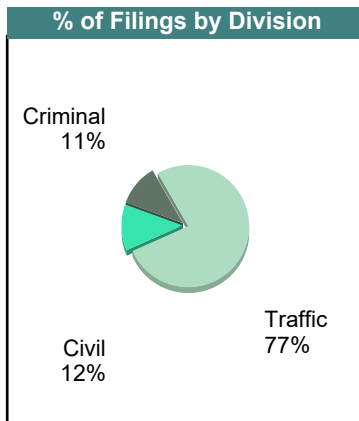
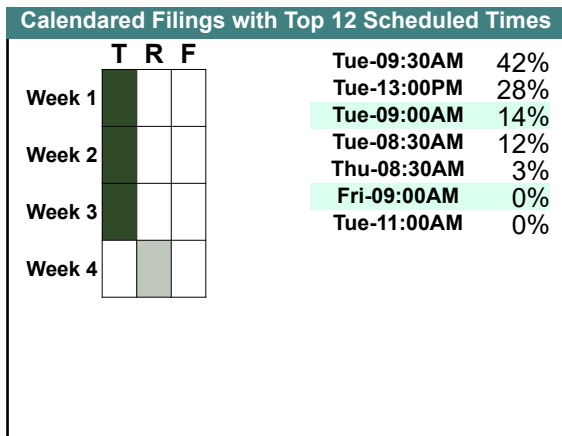
		Filings	Hearings	Transactions	Concluded	Cont
<u>Criminal</u>						
Capias	CA	4	6	6	2	4
Civil Violation	CV	4	5	5	1	4
Felony	F	3	5	5	1	4
Misdemeanor	M	13	42	42	17	25
Show Cause	SC	1	4	4	1	3
Criminal Total		25	62	62	22	40
<u>Traffic</u>						
Capias	CA	3	5	5	1	4
Felony	F	1	1	1	0	1
Infraction	I	316	148	334	302	32
Misdemeanor	M	38	64	65	34	31
Traffic Total		358	218	405	337	68
<u>Civil</u>						
Admin License	AL	6	0	6	6	-
Detinue	DT	0	1	1	1	-
Garnishment	GA	7	0	7	7	-
Impoundment	IM	4	0	4	4	-
Motion for Judgment	MJ	0	0	1	1	-
Other	OT	2	0	2	2	-
Unlawful Detainer	UD	1	2	2	1	1
Warrant in Debt	WD	4	3	4	2	2
Civil Total		24	6	27	24	3
Rappahannock Totals		407	286	494	383	111



		<u>Filings</u>	<u>Hearings</u>	<u>Transactions</u>	<u>Concluded</u>	<u>Cont</u>
<u>Criminal</u>						
Capias	CA	2	4	4	2	2
Civil Violation	CV	1	1	1	0	1
Felony	F	0	4	4	1	3
Misdemeanor	M	11	34	35	11	24
Show Cause	SC	2	5	5	2	3
Criminal Total		16	48	49	16	33
<u>Traffic</u>						
Capias	CA	0	1	1	0	1
Felony	F	0	1	1	1	-
Infraction	I	186	65	195	184	11
Misdemeanor	M	22	35	35	20	15
Show Cause	SC	0	1	1	1	-
Traffic Total		208	103	233	206	27
<u>Civil</u>						
Admin License	AL	4	0	4	4	-
Detinue	DT	1	1	1	0	1
Garnishment	GA	3	0	3	3	-
Impoundment	IM	7	0	7	7	-
Motion for Judgment	MJ	1	1	1	0	1
Other	OT	1	0	1	1	-
Protective Order	PO	1	0	1	1	-
Prelim Prot Order	PP	1	0	1	1	-
Unlawful Detainer	UD	1	2	2	1	1
Warrant in Debt	WD	4	3	4	4	-
Civil Total		24	7	25	22	3
Rappahannock Totals		248	158	307	244	63

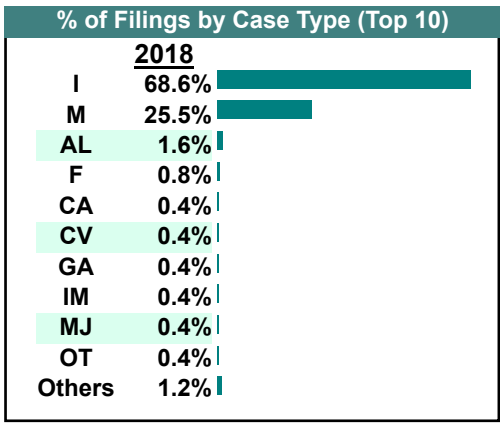
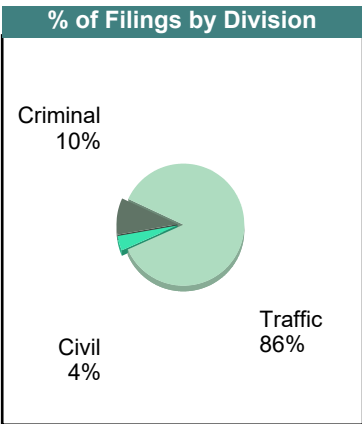
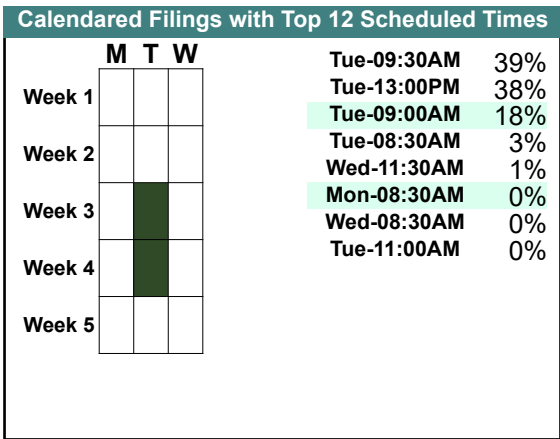


		Filings	Hearings	Transactions	Concluded	Cont
<u>Criminal</u>						
Capias	CA	3	5	5	2	3
Civil Violation	CV	0	1	1	1	-
Felony	F	3	7	7	4	3
Misdemeanor	M	16	57	57	24	33
Show Cause	SC	3	3	3	2	1
Criminal Total		25	73	73	33	40
<u>Traffic</u>						
Capias	CA	1	3	3	0	3
Felony	F	0	1	1	1	-
Infraction	I	147	54	163	148	15
Misdemeanor	M	21	51	51	31	20
Show Cause	SC	2	2	2	1	1
Traffic Total		171	111	220	181	39
<u>Civil</u>						
Admin License	AL	4	0	4	4	-
Garnishment	GA	1	0	1	1	-
Impoundment	IM	7	0	7	7	-
Motion for Judgment	MJ	0	0	1	1	-
Unlawful Detainer	UD	1	1	1	0	1
Warrant in Debt	WD	14	12	17	10	7
Civil Total		27	13	31	23	8
Rappahannock Totals		223	197	324	237	87

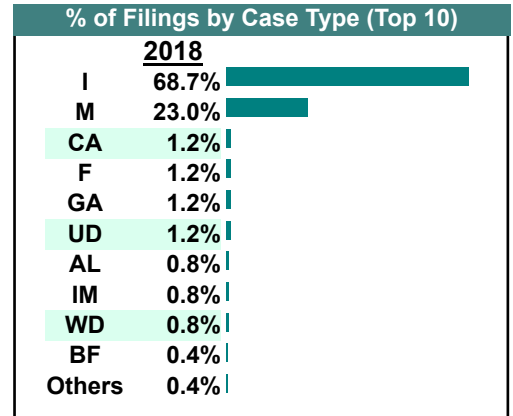
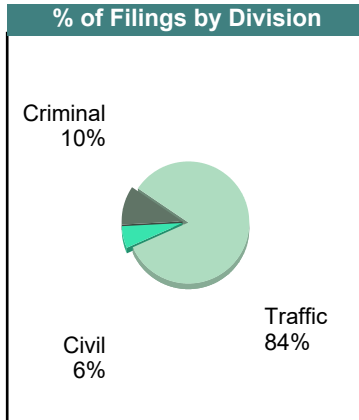
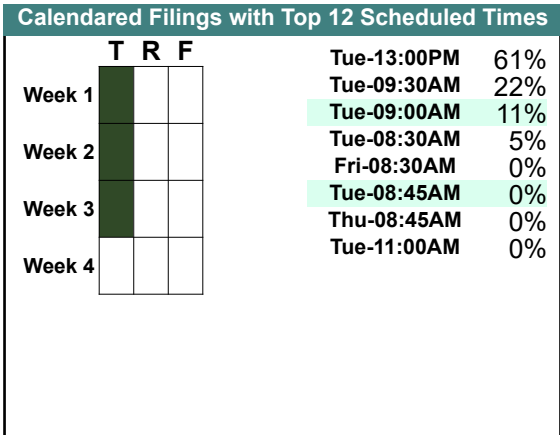


August 2018

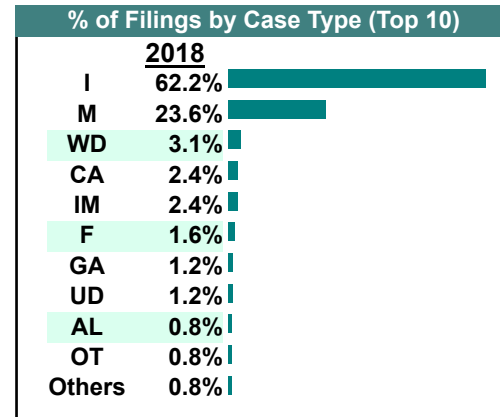
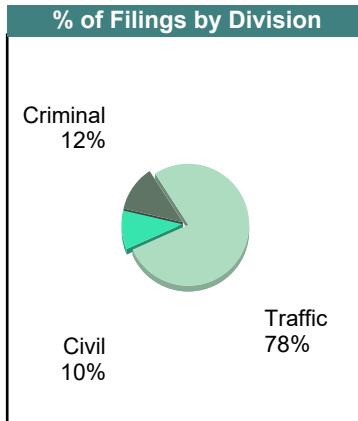
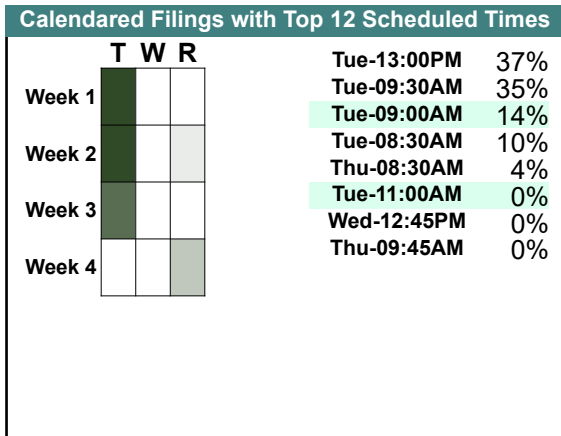
		<u>Filings</u>	<u>Hearings</u>	<u>Transactions</u>	<u>Concluded</u>	<u>Cont</u>
<u>Criminal</u>						
Capias	CA	1	1	1	1	-
Civil Violation	CV	1	1	1	0	1
Felony	F	1	8	8	4	4
Misdemeanor	M	21	40	41	11	30
Show Cause	SC	1	2	2	0	2
Criminal Total		25	52	53	16	37
<u>Traffic</u>						
Felony	F	1	1	1	0	1
Infraction	I	175	68	189	170	19
Misdemeanor	M	44	64	64	33	31
Traffic Total		220	133	254	203	51
<u>Civil</u>						
Admin License	AL	4	0	4	4	-
Garnishment	GA	1	0	1	1	-
Impoundment	IM	1	0	1	1	-
Motion for Judgment	MJ	1	1	1	0	1
Other	OT	1	0	1	1	-
Unlawful Detainer	UD	1	3	3	3	-
Warrant in Debt	WD	1	1	1	0	1
Civil Total		10	5	12	10	2
Rappahannock Totals		255	190	319	229	90



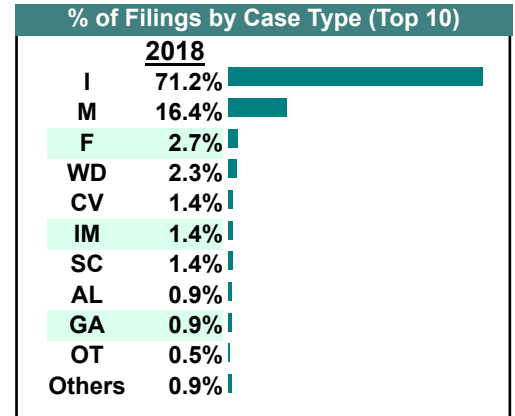
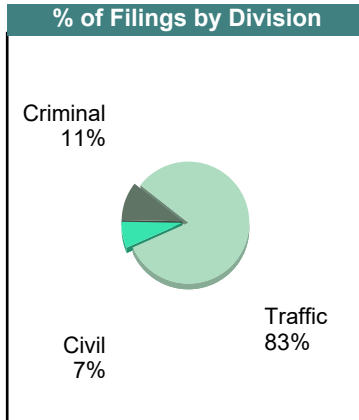
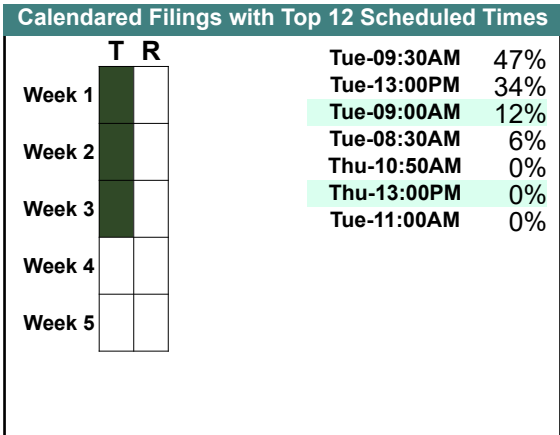
		Filings	Hearings	Transactions	Concluded	Cont
<u>Criminal</u>						
Capias	CA	1	5	5	3	2
Civil Violation	CV	0	1	1	1	-
Felony	F	3	15	15	8	7
Misdemeanor	M	21	61	62	19	43
Show Cause	SC	0	3	3	2	1
Criminal Total		25	85	86	33	53
<u>Traffic</u>						
Capias	CA	2	5	5	3	2
Infraction	I	167	80	184	167	17
Misdemeanor	M	35	55	55	30	25
Show Cause	SC	0	2	2	2	-
Traffic Total		204	142	246	202	44
<u>Civil</u>						
Admin License	AL	2	0	2	2	-
Bond Forfeiture	BF	1	0	1	1	-
Garnishment	GA	3	0	3	3	-
Impoundment	IM	2	0	2	2	-
Other	OT	1	0	1	1	-
Unlawful Detainer	UD	3	4	6	4	2
Warrant in Debt	WD	2	2	2	2	-
Civil Total		14	6	17	15	2
Rappahannock Totals		243	233	349	250	99



		<u>Filings</u>	<u>Hearings</u>	<u>Transactions</u>	<u>Concluded</u>	<u>Cont</u>
<u>Criminal</u>						
Capias	CA	2	2	2	0	2
Felony	F	3	8	8	2	6
Misdemeanor	M	26	31	31	2	29
Show Cause	SC	0	2	2	0	2
Criminal Total		31	43	43	4	39
<u>Traffic</u>						
Capias	CA	4	6	6	3	3
Felony	F	1	1	1	0	1
Infraction	I	158	69	167	158	9
Misdemeanor	M	34	51	51	29	22
Show Cause	SC	0	2	2	0	2
Traffic Total		197	129	227	190	37
<u>Civil</u>						
Admin License	AL	2	0	2	2	-
Garnishment	GA	3	0	3	3	-
Impoundment	IM	6	0	6	6	-
Interrogatory	IN	1	0	1	1	-
Other	OT	2	0	2	2	-
Protective Order	PO	1	0	1	1	-
Unlawful Detainer	UD	3	3	3	0	3
Warrant in Debt	WD	8	7	9	7	2
Civil Total		26	10	27	22	5
Rappahannock Totals		254	182	297	216	81

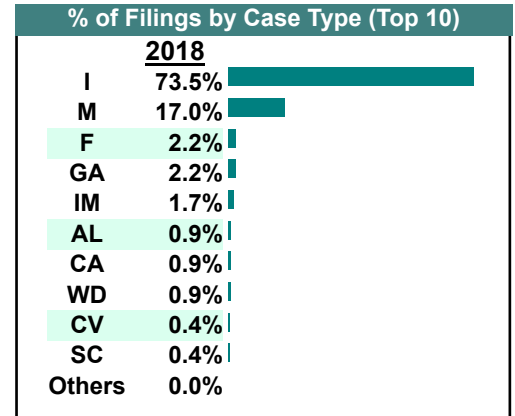
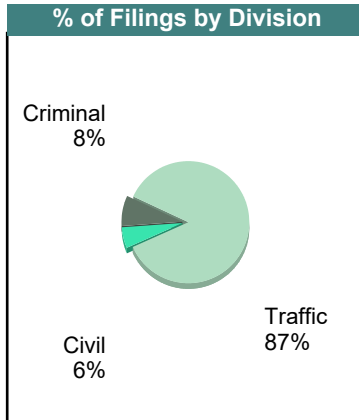
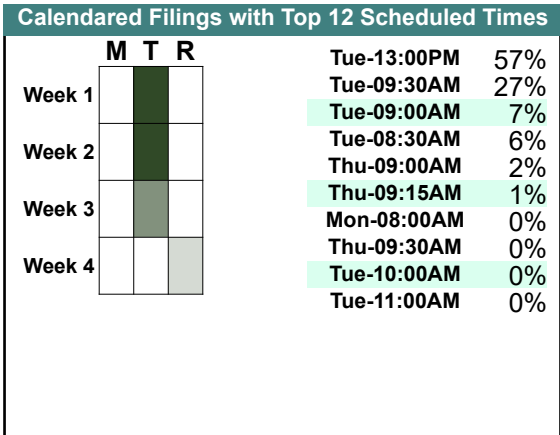


		<u>Filings</u>	<u>Hearings</u>	<u>Transactions</u>	<u>Concluded</u>	<u>Cont</u>
<u>Criminal</u>						
Civil Violation	CV	3	5	5	4	1
Felony	F	6	10	10	4	6
Misdemeanor	M	13	28	30	18	12
Show Cause	SC	1	2	2	1	1
Criminal Total		23	45	47	27	20
<u>Traffic</u>						
Capias	CA	0	2	2	1	1
Felony	F	0	1	1	1	-
Infraction	I	156	60	174	158	16
Misdemeanor	M	23	35	35	21	14
Show Cause	SC	2	2	2	0	2
Traffic Total		181	100	214	181	33
<u>Civil</u>						
Admin License	AL	2	0	2	2	-
Garnishment	GA	2	0	2	2	-
Impoundment	IM	3	0	3	3	-
Other	OT	1	0	1	1	-
Prelim Prot Order	PP	1	0	1	1	-
Unlawful Detainer	UD	1	1	1	1	-
Warrant in Debt	WD	5	3	6	6	-
Civil Total		15	4	16	16	0
Rappahannock Totals		219	149	277	224	53

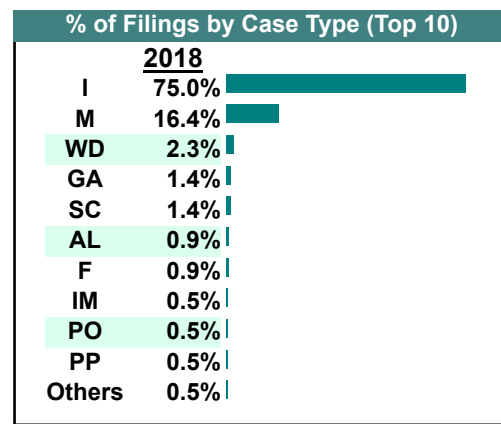
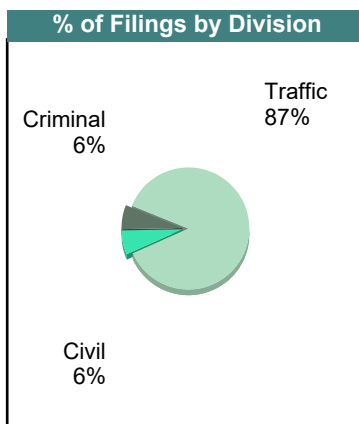
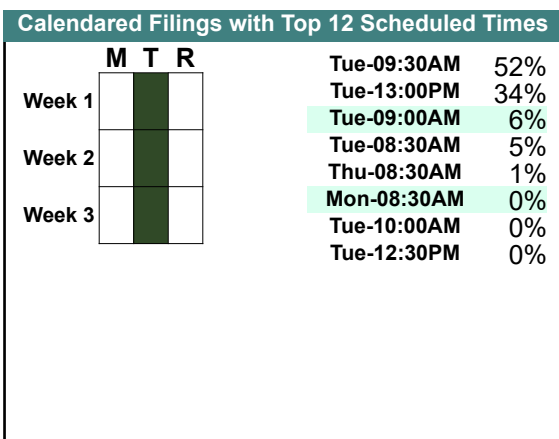


April 2018

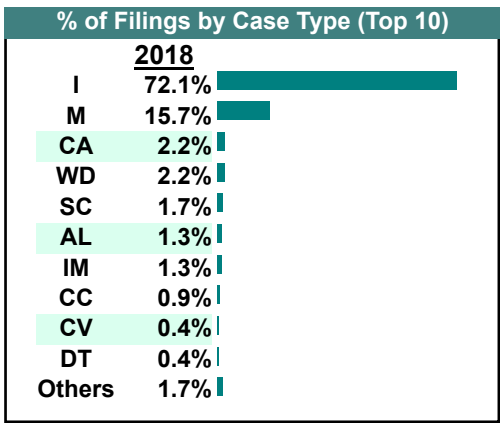
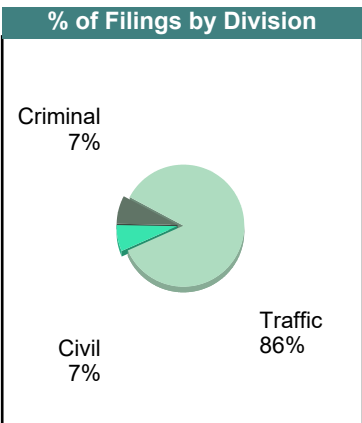
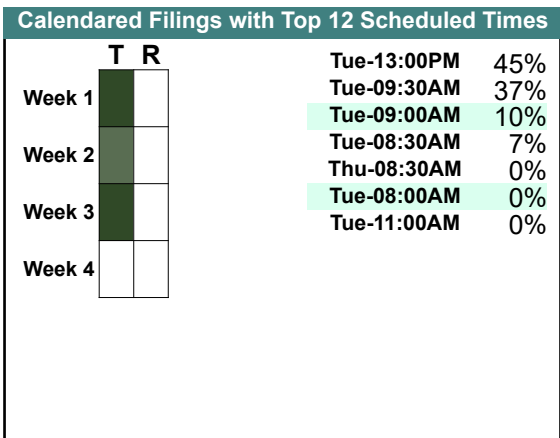
		Filings	Hearings	Transactions	Concluded	Cont
<u>Criminal</u>						
Capias	CA	0	2	2	0	2
Civil Violation	CV	1	1	1	0	1
Felony	F	5	8	8	1	7
Misdemeanor	M	12	23	23	7	16
Show Cause	SC	0	4	4	2	2
Criminal Total		18	38	38	10	28
<u>Traffic</u>						
Capias	CA	2	4	4	1	3
Infraction	I	169	68	182	165	17
Misdemeanor	M	27	51	51	31	20
Show Cause	SC	1	1	1	1	-
Traffic Total		199	124	238	198	40
<u>Civil</u>						
Admin License	AL	2	0	2	2	-
Counter Claim	CC	0	1	2	2	-
Detinue	DT	0	0	1	1	-
Garnishment	GA	5	0	5	5	-
Impoundment	IM	4	0	4	4	-
Protective Order	PO	0	0	1	1	-
Warrant in Debt	WD	2	5	5	4	1
Civil Total		13	6	20	19	1
Rappahannock Totals		230	168	296	227	69



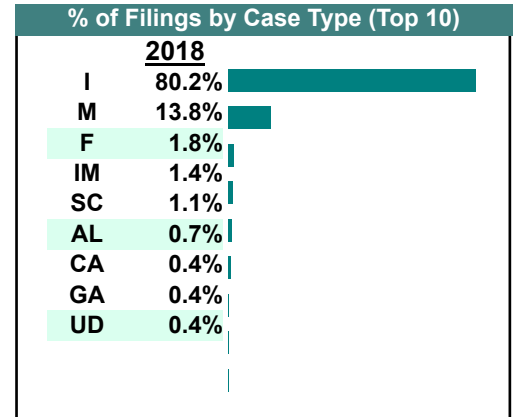
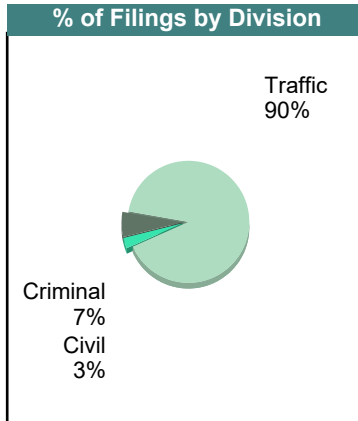
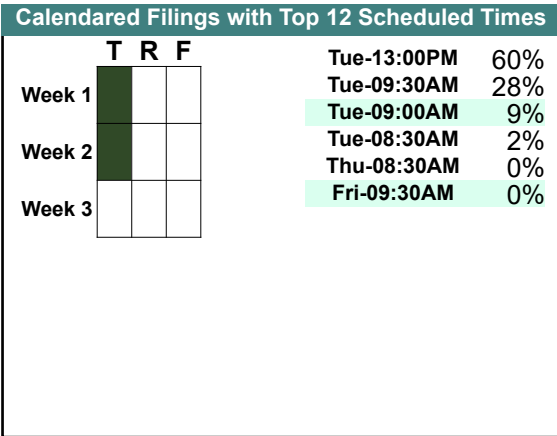
		<u>Filings</u>	<u>Hearings</u>	<u>Transactions</u>	<u>Concluded</u>	<u>Cont</u>
<u>Criminal</u>						
Civil Violation	CV	0	1	1	0	1
Felony	F	2	5	5	1	4
Misdemeanor	M	10	30	30	14	16
Show Cause	SC	2	7	7	4	3
Criminal Total		14	43	43	19	24
<u>Traffic</u>						
Capias	CA	0	2	2	1	1
Infraction	I	165	68	176	160	16
Misdemeanor	M	26	40	40	23	17
Show Cause	SC	1	1	1	1	-
Traffic Total		192	111	219	185	34
<u>Civil</u>						
Admin License	AL	2	0	2	2	-
Garnishment	GA	3	0	3	3	-
Impoundment	IM	1	0	1	1	-
Protective Order	PO	1	1	1	0	1
Prelim Prot Order	PP	1	0	1	1	-
Unlawful Detainer	UD	1	1	1	1	-
Warrant in Debt	WD	5	5	7	6	1
Civil Total		14	7	16	14	2
Rappahannock Totals		220	161	278	218	60



		<u>Filings</u>	<u>Hearings</u>	<u>Transactions</u>	<u>Concluded</u>	<u>Cont</u>
<u>Criminal</u>						
Capias	CA	1	2	2	1	1
Civil Violation	CV	1	1	1	0	1
Felony	F	1	5	5	0	5
Misdemeanor	M	11	20	23	9	14
Show Cause	SC	3	9	9	3	6
Criminal Total		17	37	40	13	27
<u>Traffic</u>						
Capias	CA	4	6	6	2	4
Felony	F	0	1	1	0	1
Infraction	I	165	61	176	166	10
Misdemeanor	M	25	46	46	24	22
Restricted O/L	RL	1	1	1	1	-
Show Cause	SC	1	2	2	2	-
Traffic Total		196	117	232	195	37
<u>Civil</u>						
Admin License	AL	3	0	3	3	-
Counter Claim	CC	2	2	2	0	2
Detinue	DT	1	1	1	0	1
Garnishment	GA	1	0	1	1	-
Impoundment	IM	3	0	3	3	-
Prelim Prot Order	PP	1	0	1	1	-
Warrant in Debt	WD	5	4	6	3	3
Civil Total		16	7	17	11	6
Rappahannock Totals		229	161	289	219	70



		<u>Filings</u>	<u>Hearings</u>	<u>Transactions</u>	<u>Concluded</u>	<u>Cont</u>
<u>Criminal</u>						
Capias	CA	0	2	2	1	1
Felony	F	4	11	11	6	5
Misdemeanor	M	12	22	22	8	14
Show Cause	SC	3	10	10	7	3
Criminal Total		19	45	45	22	23
<u>Traffic</u>						
Capias	CA	1	4	4	3	1
Felony	F	1	1	1	0	1
Infraction	I	227	81	232	222	10
Misdemeanor	M	27	38	38	24	14
Show Cause	SC	0	1	1	1	-
Traffic Total		256	125	276	250	26
<u>Civil</u>						
Admin License	AL	2	0	2	2	-
Garnishment	GA	1	0	1	1	-
Impoundment	IM	4	0	4	4	-
Unlawful Detainer	UD	1	1	1	1	-
Civil Total		8	1	8	8	0
Rappahannock Totals		283	171	329	280	49



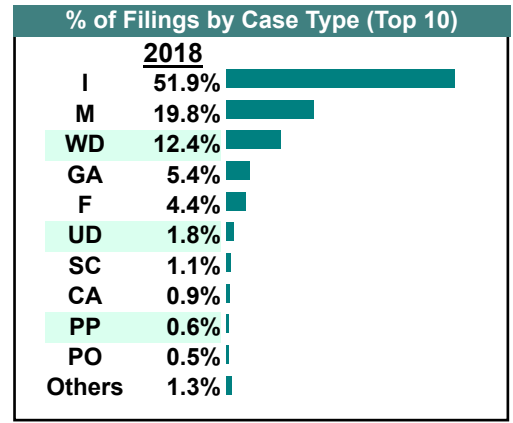
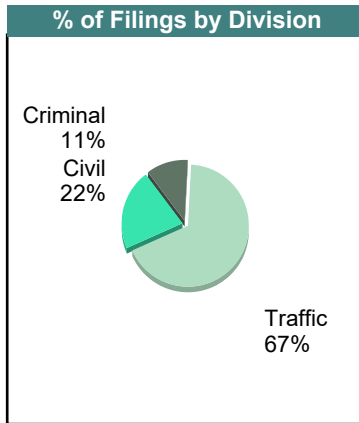
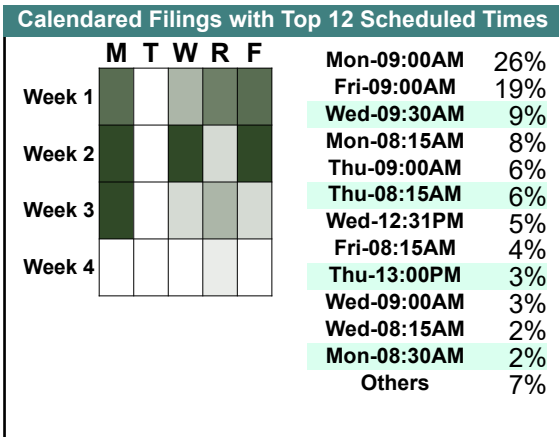
Filings by Court & Division

	<u>Fauquier</u>		<u>Loudoun</u>		<u>Rappahannock</u>		<u>Total</u>
C Misdemeanor	1,456	24%	4,403	73%	177	3%	6,036
Felony	582	24%	1,765	74%	40	2%	2,387
Capias	208	26%	564	71%	18	2%	790
Show Cause	243	31%	527	67%	18	2%	788
Civil Violation	77	32%	149	63%	11	5%	237
Motion	94	100%	-	0%	-	0%	94
Total	2,660	26%	7,408	72%	264	3%	10,332
T Infraction	14,395	26%	38,699	70%	2,240	4%	55,334
Misdemeanor	1,938	25%	5,340	70%	355	5%	7,633
Capias	72	31%	146	62%	18	8%	236
Felony	28	24%	85	73%	4	3%	117
Show Cause	10	14%	53	76%	7	10%	70
Motion	31	100%	-	0%	-	0%	31
Restricted O/L	-	0%	16	94%	1	6%	17
Civil Violation	-	0%	1	100%	-	0%	1
Total	16,474	26%	44,340	70%	2,625	4%	63,439
V Warrant in Debt	1,317	11%	10,829	89%	56	0%	12,202
Garnishment	417	17%	1,930	81%	37	2%	2,384
Unlawful Detainer	262	12%	1,925	88%	13	1%	2,200
Admin License	162	22%	530	73%	36	5%	728
Interrogatory	55	13%	378	87%	1	0%	434
Show Cause	22	8%	243	91%	1	0%	266
Impoundment	47	26%	90	49%	46	25%	183
Prelim Prot Order	36	21%	134	77%	4	2%	174
Protective Order	32	20%	129	79%	3	2%	164
Other	17	20%	56	67%	10	12%	83
Counter Claim	12	19%	48	76%	3	5%	63
Abstract	19	35%	34	63%	1	2%	54
Overweight	10	19%	42	79%	1	2%	53
Bond Forfeiture	8	20%	31	76%	2	5%	41
Motion for Judgment	-	0%	38	93%	3	7%	41
Detinue	15	38%	22	56%	2	5%	39
Capias	2	7%	27	93%	-	0%	29
Tenants Assertion	-	0%	9	100%	-	0%	9
Third Party Claim	-	0%	6	100%	-	0%	6
Zoning Viol	5	100%	-	0%	-	0%	5
Custody Relief	2	50%	2	50%	-	0%	4
Petition-Restore Arms	2	67%	1	33%	-	0%	3
Total	2,442	13%	16,504	86%	219	1%	19,165
Total	21,576	23%	68,252	73%	3,108	3%	92,936

CASELOAD STATISTICS OF THE GENERAL DISTRICT COURTS

December 2018

		<u>Filings</u>	<u>Hearings</u>	<u>Transactions</u>	<u>Concluded</u>	<u>Cont</u>
<u>Criminal</u>						
Capias	CA	3	23	23	13	10
Civil Violation	CV	2	2	2	0	2
Felony	F	42	133	133	32	101
Misdemeanor	M	61	166	172	84	88
Show Cause	SC	4	22	22	13	9
Criminal Total		112	346	352	142	210
<u>Traffic</u>						
Capias	CA	6	23	23	11	12
Civil Violation	CV	2	4	5	3	2
Felony	F	2	9	9	3	6
Infraction	I	524	575	714	438	276
Misdemeanor	M	139	324	324	127	197
Show Cause	SC	7	16	16	7	9
Traffic Total		680	951	1,091	589	502
<u>Civil</u>						
Abstract	AJ	1	0	1	1	-
Admin License	AL	1	0	1	1	-
Detinue	DT	0	13	14	1	13
Garnishment	GA	54	0	54	54	-
Impoundment	IM	4	0	4	4	-
Overweight	OC	1	0	1	1	-
Other	OT	2	0	2	2	-
Protective Order	PO	5	5	10	5	5
Prelim Prot Order	PP	6	0	8	8	-
Petition-Restore Arms	PR	0	1	1	0	1
Unlawful Detainer	UD	18	17	24	18	6
Warrant in Debt	WD	125	128	156	131	25
Civil Total		217	164	276	226	50
Henry Totals		1,009	1,461	1,719	957	762

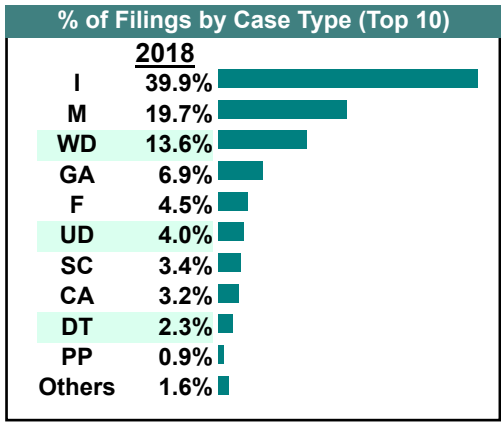
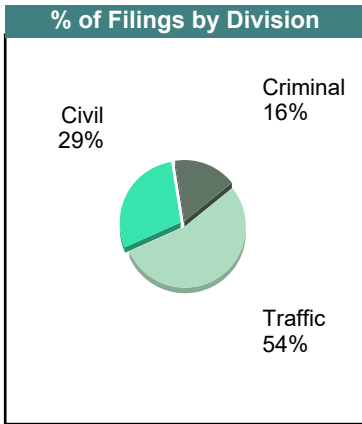
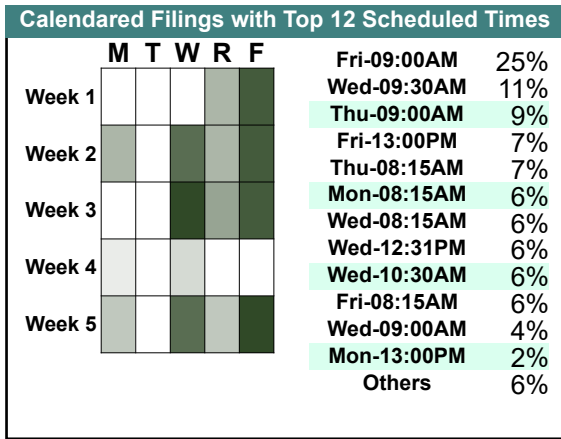


CASELOAD STATISTICS OF THE GENERAL DISTRICT COURTS

November 2018

Henry
District: 21

		<u>Filings</u>	<u>Hearings</u>	<u>Transactions</u>	<u>Concluded</u>	<u>Cont</u>
<u>Criminal</u>						
Capias	CA	15	36	36	12	24
Felony	F	38	115	115	34	81
Misdemeanor	M	73	153	156	61	95
Show Cause	SC	18	26	26	8	18
Criminal Total		144	330	333	115	218
<u>Traffic</u>						
Capias	CA	13	34	34	13	21
Civil Violation	CV	1	1	1	0	1
Felony	F	1	10	10	4	6
Infraction	I	348	340	477	329	148
Misdemeanor	M	99	253	253	87	166
Show Cause	SC	12	29	29	9	20
Traffic Total		474	667	804	442	362
<u>Civil</u>						
Admin License	AL	4	0	4	4	-
Detinue	DT	20	28	31	17	14
Garnishment	GA	60	0	60	60	-
Impoundment	IM	1	0	1	1	-
Interrogatory	IN	2	5	13	8	5
Other	OT	1	0	1	1	-
Protective Order	PO	5	2	6	4	2
Prelim Prot Order	PP	8	0	8	8	-
Unlawful Detainer	UD	35	26	41	37	4
Warrant in Debt	WD	119	111	139	110	29
Civil Total		255	172	304	250	54
Henry Totals		873	1,169	1,441	807	634

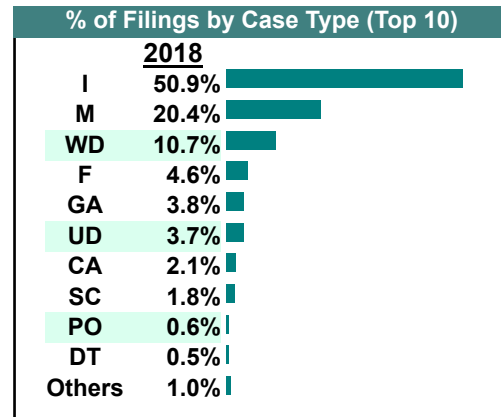
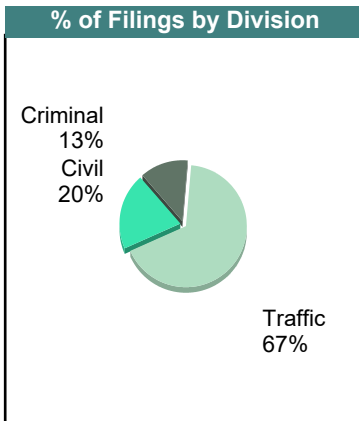
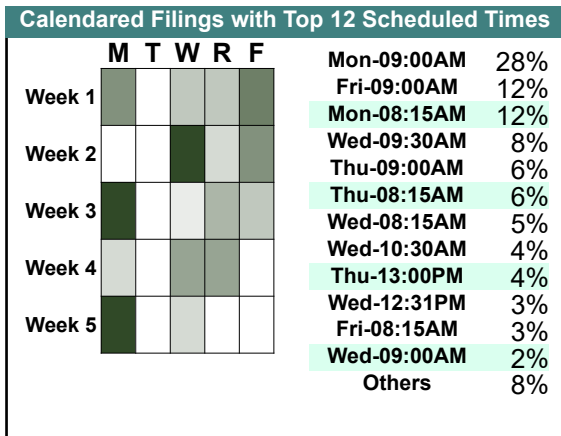


CASELOAD STATISTICS OF THE GENERAL DISTRICT COURTS

October 2018

Henry
District: 21

		<u>Filings</u>	<u>Hearings</u>	<u>Transactions</u>	<u>Concluded</u>	<u>Cont</u>
<u>Criminal</u>						
Capias	CA	12	28	28	14	14
Felony	F	51	136	136	34	102
Misdemeanor	M	86	181	192	83	109
Show Cause	SC	12	25	25	11	14
Criminal Total		161	370	381	142	239
<u>Traffic</u>						
Capias	CA	14	32	32	14	18
Civil Violation	CV	1	2	2	0	2
Felony	F	6	13	13	3	10
Infraction	I	635	618	802	603	199
Misdemeanor	M	168	354	354	136	218
Show Cause	SC	10	22	22	7	15
Traffic Total		834	1,041	1,225	763	462
<u>Civil</u>						
Abstract	AJ	1	0	1	1	-
Admin License	AL	4	0	4	4	-
Detinue	DT	6	17	20	7	13
Garnishment	GA	48	0	48	48	-
Interrogatory	IN	0	5	5	0	5
Protective Order	PO	8	3	10	7	3
Prelim Prot Order	PP	6	0	6	6	-
Unlawful Detainer	UD	46	37	51	43	8
Warrant in Debt	WD	134	128	152	113	39
Civil Total		253	190	297	229	68
Henry Totals		1,248	1,601	1,903	1,134	769



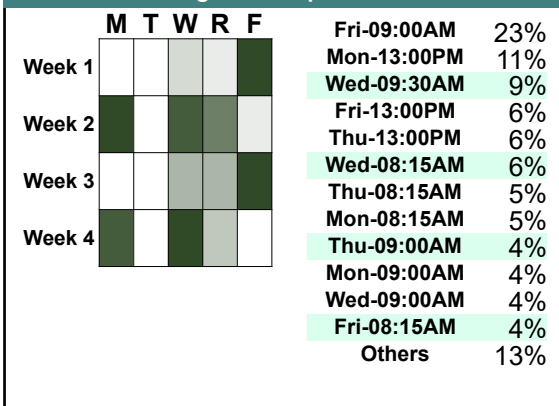
CASELOAD STATISTICS OF THE GENERAL DISTRICT COURTS

September 2018

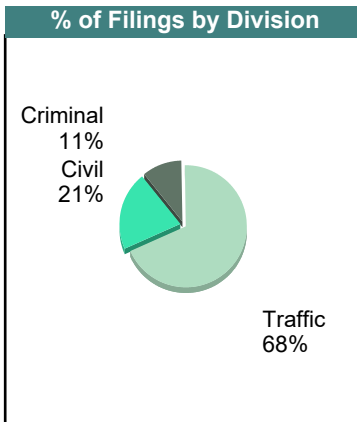
Henry
District: 21

		<u>Filings</u>	<u>Hearings</u>	<u>Transactions</u>	<u>Concluded</u>	<u>Cont</u>
<u>Criminal</u>						
Capias	CA	8	27	27	10	17
Civil Violation	CV	1	1	1	1	-
Felony	F	29	77	77	27	50
Misdemeanor	M	62	165	170	70	100
Show Cause	SC	19	24	24	14	10
Criminal Total		119	294	299	122	177
<u>Traffic</u>						
Capias	CA	11	32	32	12	20
Civil Violation	CV	0	1	1	1	-
Felony	F	5	9	9	1	8
Infraction	I	571	597	758	598	160
Misdemeanor	M	156	390	390	201	189
Show Cause	SC	18	35	35	16	19
Traffic Total		761	1,064	1,225	829	396
<u>Civil</u>						
Admin License	AL	1	0	1	1	-
Detinue	DT	9	18	20	7	13
Garnishment	GA	46	1	47	46	1
Impoundment	IM	2	0	2	2	-
Interrogatory	IN	11	11	23	12	11
Other	OT	1	0	1	1	-
Protective Order	PO	1	0	1	1	-
Prelim Prot Order	PP	4	0	4	4	-
Unlawful Detainer	UD	29	22	33	31	2
Warrant in Debt	WD	127	141	176	136	40
Civil Total		231	193	308	241	67
Henry Totals		1,111	1,551	1,832	1,192	640

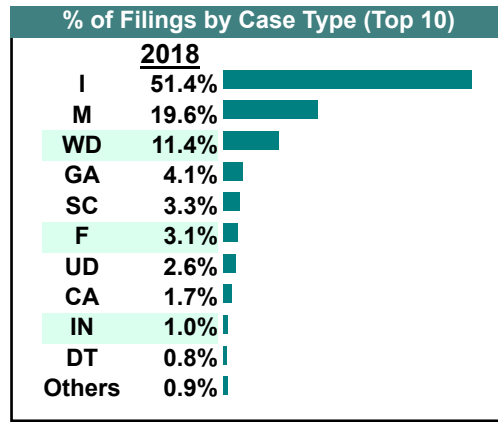
Calendared Filings with Top 12 Scheduled Times



% of Filings by Division



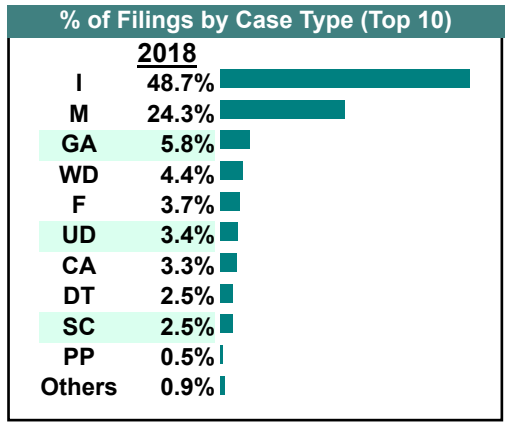
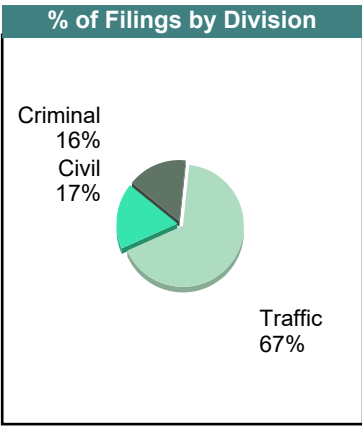
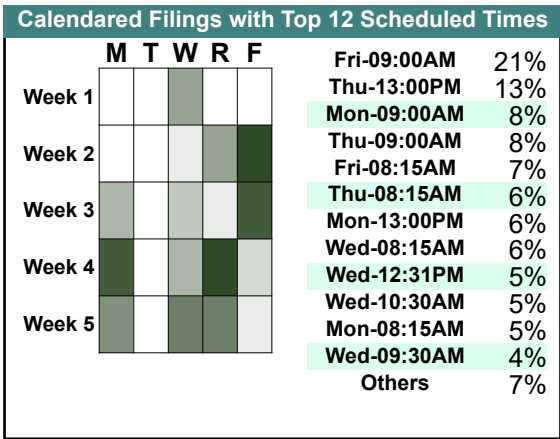
% of Filings by Case Type (Top 10)



CASELOAD STATISTICS OF THE GENERAL DISTRICT COURTS

August 2018

		<u>Filings</u>	<u>Hearings</u>	<u>Transactions</u>	<u>Concluded</u>	<u>Cont</u>
<u>Criminal</u>						
Capias	CA	15	33	33	15	18
Civil Violation	CV	1	0	1	1	-
Felony	F	31	141	141	48	93
Misdemeanor	M	83	190	198	107	91
Show Cause	SC	10	26	26	17	9
Criminal Total		140	390	399	188	211
<u>Traffic</u>						
Capias	CA	14	33	33	12	21
Civil Violation	CV	0	3	3	1	2
Felony	F	2	11	11	3	8
Infraction	I	429	387	543	412	131
Misdemeanor	M	131	299	299	145	154
Show Cause	SC	12	22	22	8	14
Traffic Total		588	755	911	581	330
<u>Civil</u>						
Abstract	AJ	2	0	2	2	-
Admin License	AL	2	0	2	2	-
Detinue	DT	22	23	29	20	9
Garnishment	GA	51	0	51	51	-
Protective Order	PO	2	1	3	2	1
Prelim Prot Order	PP	4	0	4	4	-
Tenants Assertion	TA	1	0	1	1	-
Unlawful Detainer	UD	30	26	33	28	5
Warrant in Debt	WD	39	45	66	47	19
Civil Total		153	95	191	157	34
Henry Totals		881	1,240	1,501	926	575

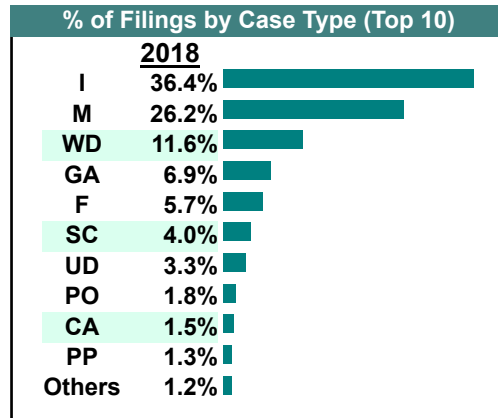
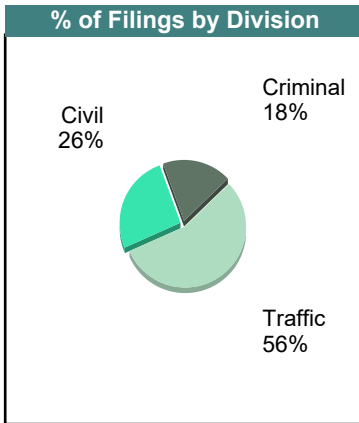
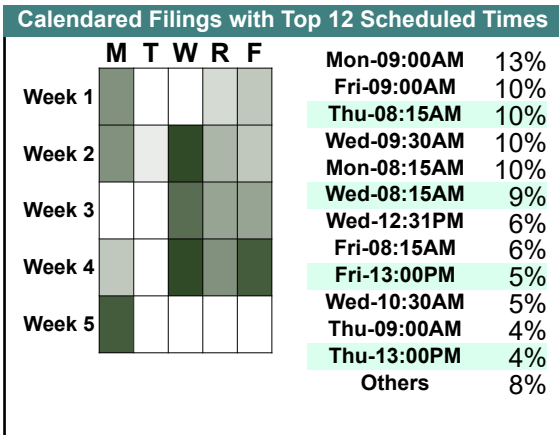


CASELOAD STATISTICS OF THE GENERAL DISTRICT COURTS

July 2018

Henry
District: 21

		<u>Filings</u>	<u>Hearings</u>	<u>Transactions</u>	<u>Concluded</u>	<u>Cont</u>
<u>Criminal</u>						
Capias	CA	6	14	14	4	10
Civil Violation	CV	1	1	1	1	-
Felony	F	44	156	156	63	93
Misdemeanor	M	90	229	233	87	146
Show Cause	SC	13	16	16	7	9
Criminal Total		154	416	420	162	258
<u>Traffic</u>						
Capias	CA	7	39	39	20	19
Civil Violation	CV	0	1	1	0	1
Felony	F	4	11	11	3	8
Infraction	I	307	351	436	261	175
Misdemeanor	M	131	334	334	112	222
Show Cause	SC	20	36	36	16	20
Traffic Total		469	772	857	412	445
<u>Civil</u>						
Abstract	AJ	1	0	1	1	-
Admin License	AL	2	0	2	2	-
Detinue	DT	2	11	11	2	9
Garnishment	GA	58	1	58	57	1
Impoundment	IM	1	0	1	1	-
Interrogatory	IN	1	0	3	3	-
Other	OT	2	0	3	3	-
Protective Order	PO	15	3	16	13	3
Prelim Prot Order	PP	11	0	11	11	-
Show Cause	SC	1	1	2	1	1
Unlawful Detainer	UD	28	26	30	27	3
Warrant in Debt	WD	98	133	156	94	62
Civil Total		220	175	294	215	79
Henry Totals		843	1,363	1,571	789	782

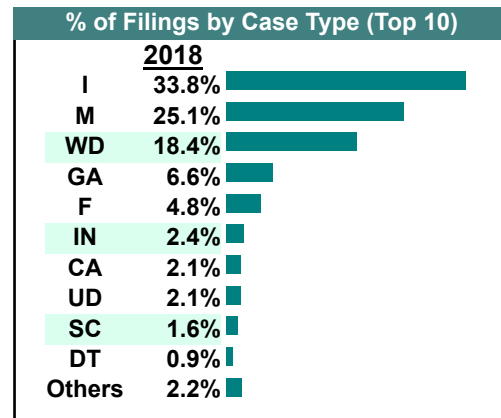
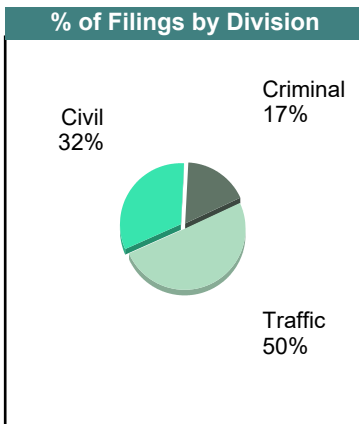
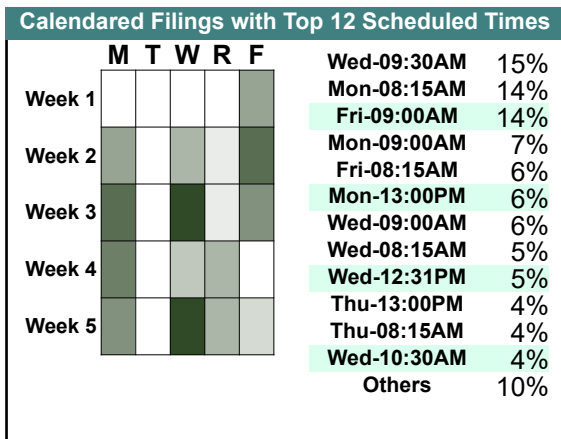


CASELOAD STATISTICS OF THE GENERAL DISTRICT COURTS

June 2018

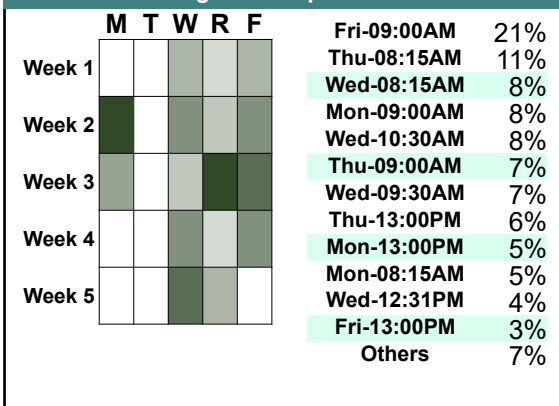
Henry District: 21

		<u>Filings</u>	<u>Hearings</u>	<u>Transactions</u>	<u>Concluded</u>	<u>Cont</u>
<u>Criminal</u>						
Capias	CA	7	23	23	10	13
Felony	F	40	137	137	58	79
Misdemeanor	M	97	230	236	114	122
Show Cause	SC	6	26	26	15	11
Criminal Total		150	416	422	197	225
<u>Traffic</u>						
Capias	CA	11	41	41	11	30
Civil Violation	CV	1	4	4	1	3
Felony	F	2	8	8	1	7
Infraction	I	294	392	476	332	144
Misdemeanor	M	121	346	346	128	218
Show Cause	SC	8	18	18	7	11
Traffic Total		437	809	893	480	413
<u>Civil</u>						
Admin License	AL	1	0	1	1	-
Detinue	DT	8	18	26	18	8
Garnishment	GA	57	1	58	57	1
Impoundment	IM	1	0	1	1	-
Interrogatory	IN	21	12	21	9	12
Other	OT	2	1	2	1	1
Protective Order	PO	7	4	12	8	4
Prelim Prot Order	PP	7	0	7	7	-
Unlawful Detainer	UD	18	16	21	18	3
Warrant in Debt	WD	160	158	190	151	39
Civil Total		282	210	339	271	68
Henry Totals		869	1,435	1,654	948	706

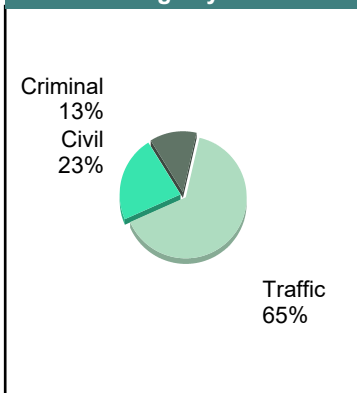


		Filings	Hearings	Transactions	Concluded	Cont
<u>Criminal</u>						
Capias	CA	5	14	14	5	9
Civil Violation	CV	1	1	1	1	-
Felony	F	49	142	142	41	101
Misdemeanor	M	63	204	209	85	124
Show Cause	SC	3	10	10	6	4
Criminal Total		121	371	376	138	238
<u>Traffic</u>						
Capias	CA	16	37	37	16	21
Civil Violation	CV	1	1	1	0	1
Felony	F	2	7	7	2	5
Infraction	I	446	419	578	419	159
Misdemeanor	M	146	351	351	134	217
Show Cause	SC	9	23	23	13	10
Traffic Total		620	838	997	584	413
<u>Civil</u>						
Abstract	AJ	3	0	3	3	-
Admin License	AL	3	0	3	3	-
Detinue	DT	29	47	54	31	23
Garnishment	GA	54	0	54	54	-
Impoundment	IM	1	0	1	1	-
Interrogatory	IN	1	0	1	1	-
Other	OT	2	0	2	2	-
Protective Order	PO	6	0	7	7	-
Prelim Prot Order	PP	7	2	7	5	2
Unlawful Detainer	UD	45	41	52	46	6
Warrant in Debt	WD	68	67	92	71	21
Civil Total		219	157	276	224	52
Henry Totals		960	1,366	1,649	946	703

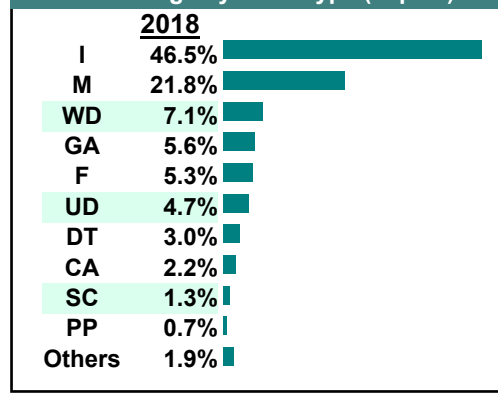
Calendared Filings with Top 12 Scheduled Times



% of Filings by Division

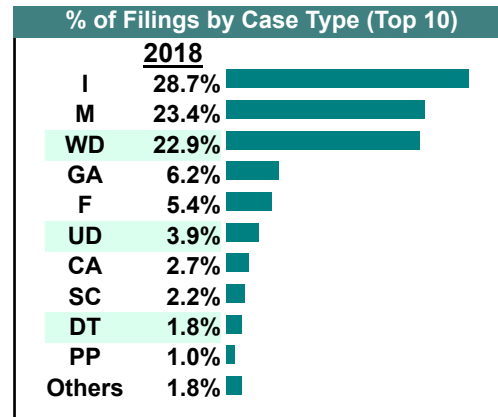
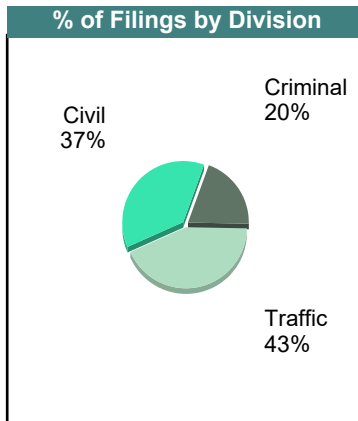
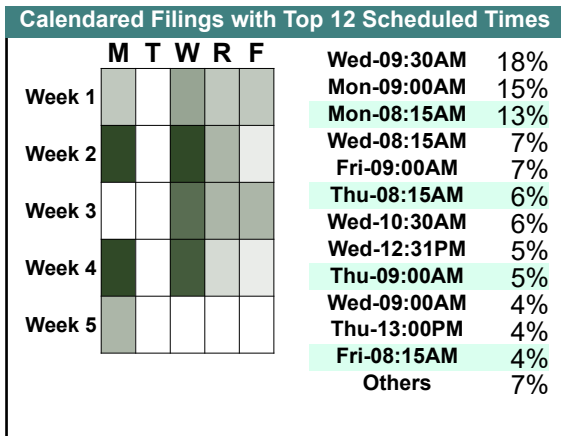


% of Filings by Case Type (Top 10)



April 2018

		Filings	Hearings	Transactions	Concluded	Cont
<u>Criminal</u>						
Capias	CA	11	38	38	16	22
Felony	F	39	143	143	58	85
Misdemeanor	M	92	227	243	117	126
Show Cause	SC	10	20	20	6	14
Criminal Total		152	428	444	197	247
<u>Traffic</u>						
Capias	CA	10	50	50	22	28
Civil Violation	CV	2	8	8	4	4
Felony	F	3	9	9	3	6
Infraction	I	223	288	357	242	115
Misdemeanor	M	90	289	289	129	160
Show Cause	SC	7	26	26	13	13
Traffic Total		335	670	739	413	326
<u>Civil</u>						
Admin License	AL	5	0	5	5	-
Detinue	DT	14	30	35	14	21
Garnishment	GA	48	0	48	48	-
Impoundment	IM	2	0	2	2	-
Interrogatory	IN	0	0	1	1	-
Protective Order	PO	5	3	5	2	3
Prelim Prot Order	PP	8	1	9	8	1
Unlawful Detainer	UD	30	30	37	32	5
Warrant in Debt	WD	178	167	203	170	33
Civil Total		290	231	345	282	63
Henry Totals		777	1,329	1,528	892	636



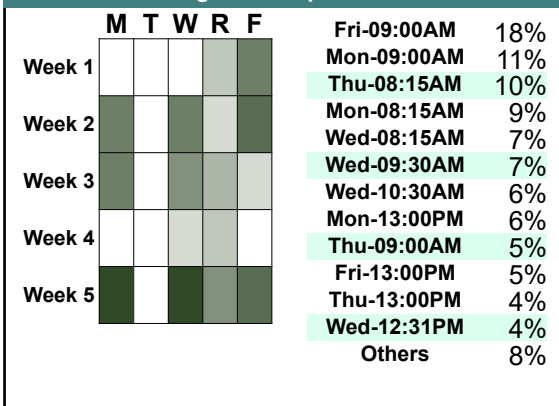
CASELOAD STATISTICS OF THE GENERAL DISTRICT COURTS

March 2018

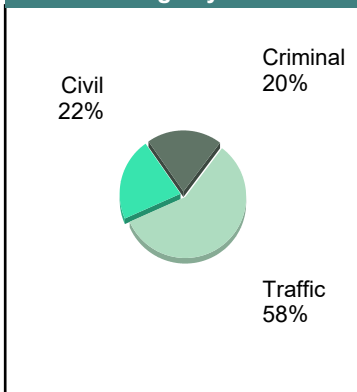
Henry District: 21

		<u>Filings</u>	<u>Hearings</u>	<u>Transactions</u>	<u>Concluded</u>	<u>Cont</u>
<u>Criminal</u>						
Capias	CA	6	22	22	13	9
Felony	F	47	182	182	84	98
Misdemeanor	M	96	240	252	114	138
Show Cause	SC	7	20	20	8	12
Criminal Total		156	464	476	219	257
<u>Traffic</u>						
Capias	CA	13	37	37	12	25
Civil Violation	CV	0	2	2	1	1
Felony	F	2	6	6	2	4
Infraction	I	310	343	436	294	142
Misdemeanor	M	123	335	335	122	213
Show Cause	SC	7	21	21	10	11
Traffic Total		455	744	837	441	396
<u>Civil</u>						
Abstract	AJ	1	0	1	1	-
Admin License	AL	4	0	4	4	-
Detinue	DT	17	38	50	28	22
Garnishment	GA	39	0	39	39	-
Impoundment	IM	1	0	1	1	-
Interrogatory	IN	2	2	2	0	2
Protective Order	PO	6	2	8	6	2
Prelim Prot Order	PP	4	0	4	4	-
Tenants Assertion	TA	1	0	1	1	-
Unlawful Detainer	UD	31	27	34	28	6
Warrant in Debt	WD	65	69	95	78	17
Civil Total		171	138	239	190	49
Henry Totals		782	1,346	1,552	850	702

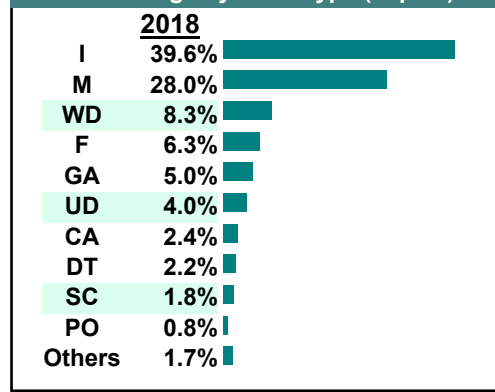
Calendared Filings with Top 12 Scheduled Times



% of Filings by Division



% of Filings by Case Type (Top 10)

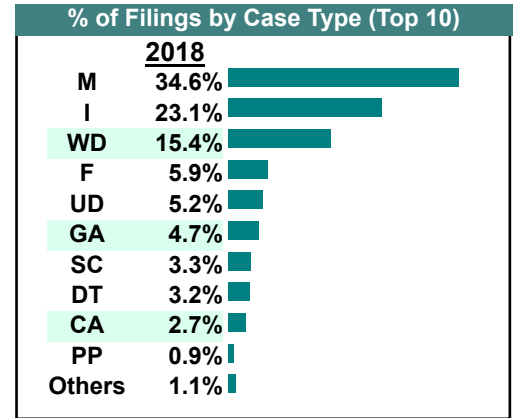
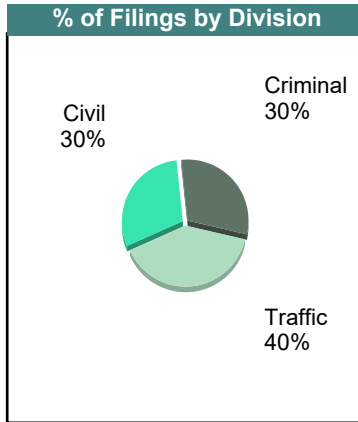
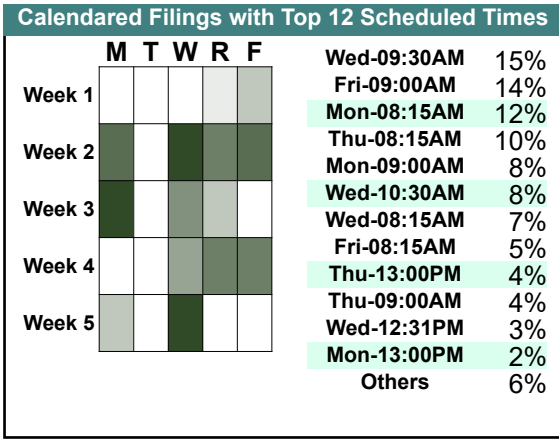


CASELOAD STATISTICS OF THE GENERAL DISTRICT COURTS

February 2018

Henry
District: 21

		<u>Filings</u>	<u>Hearings</u>	<u>Transactions</u>	<u>Concluded</u>	<u>Cont</u>
<u>Criminal</u>						
Capias	CA	12	24	24	7	17
Civil Violation	CV	1	1	1	1	-
Felony	F	46	214	214	57	157
Misdemeanor	M	175	306	332	129	203
Show Cause	SC	11	21	21	9	12
Criminal Total		245	566	592	203	389
<u>Traffic</u>						
Capias	CA	10	29	29	8	21
Civil Violation	CV	1	5	5	2	3
Felony	F	2	5	5	1	4
Infraction	I	188	244	310	177	133
Misdemeanor	M	107	285	285	82	203
Show Cause	SC	16	35	35	16	19
Traffic Total		324	603	669	286	383
<u>Civil</u>						
Abstract	AJ	1	0	1	1	-
Detinue	DT	26	67	77	34	43
Garnishment	GA	38	0	38	38	-
Interrogatory	IN	1	1	2	1	1
Other	OT	1	0	1	1	-
Protective Order	PO	3	0	3	3	-
Prelim Prot Order	PP	7	0	7	7	-
Petition-Restore Arms	PR	1	0	1	1	-
Unlawful Detainer	UD	42	40	57	43	14
Warrant in Debt	WD	125	187	217	127	90
Civil Total		245	295	404	256	148
Henry Totals		814	1,464	1,665	745	920

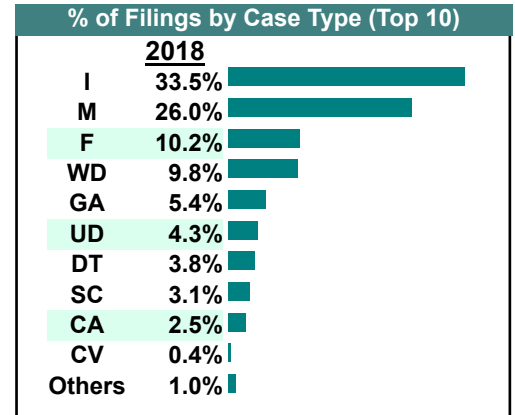
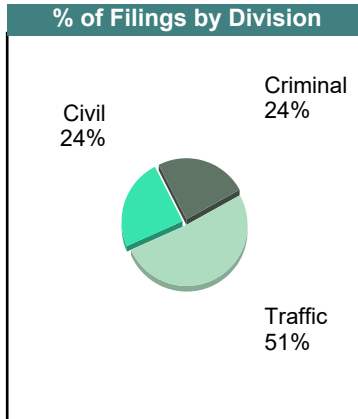
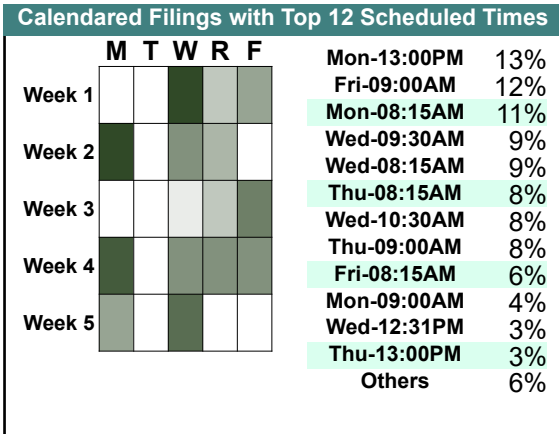


CASELOAD STATISTICS OF THE GENERAL DISTRICT COURTS

January 2018

Henry
District: 21

		<u>Filings</u>	<u>Hearings</u>	<u>Transactions</u>	<u>Concluded</u>	<u>Cont</u>
<u>Criminal</u>						
Capias	CA	15	35	35	11	24
Felony	F	107	218	218	56	162
Misdemeanor	M	128	252	256	93	163
Show Cause	SC	14	30	30	14	16
Criminal Total		264	535	539	174	365
<u>Traffic</u>						
Capias	CA	12	39	39	15	24
Civil Violation	CV	4	8	8	1	7
Felony	F	3	6	6	1	5
Infraction	I	362	383	484	336	148
Misdemeanor	M	153	357	357	143	214
Show Cause	SC	19	35	35	13	22
Traffic Total		553	828	929	509	420
<u>Civil</u>						
Abstract	AJ	1	0	1	1	-
Admin License	AL	2	0	2	2	-
Detinue	DT	41	62	76	24	52
Garnishment	GA	58	0	58	58	-
Overweight	OC	1	0	1	1	-
Protective Order	PO	3	0	3	3	-
Prelim Prot Order	PP	4	0	4	4	-
Unlawful Detainer	UD	46	40	49	45	4
Warrant in Debt	WD	106	110	140	97	43
Civil Total		262	212	334	235	99
Henry Totals		1,079	1,575	1,802	918	884



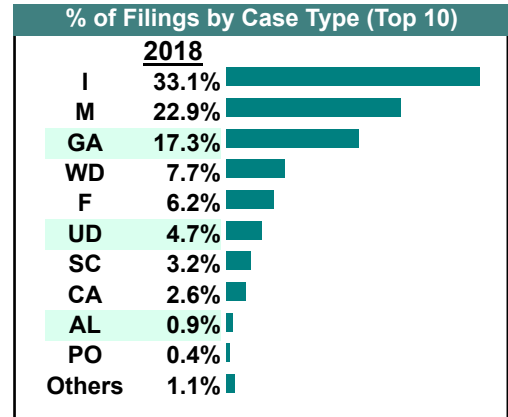
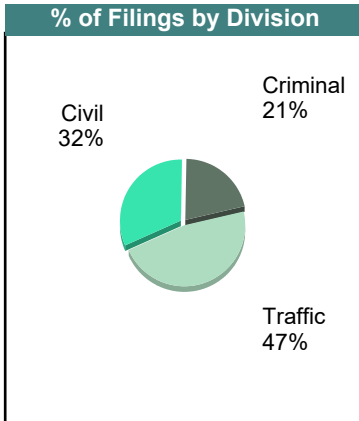
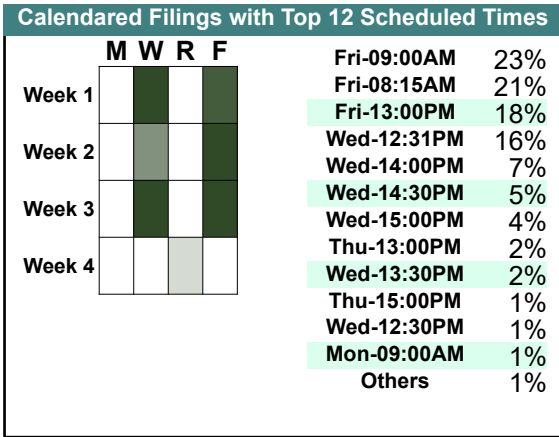
CASELOAD STATISTICS OF THE GENERAL DISTRICT COURTS

December 2018

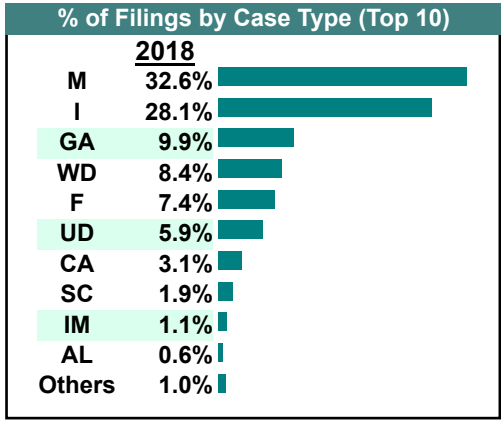
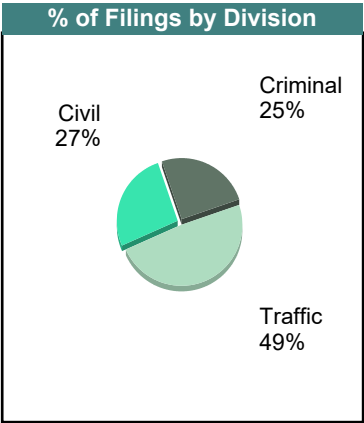
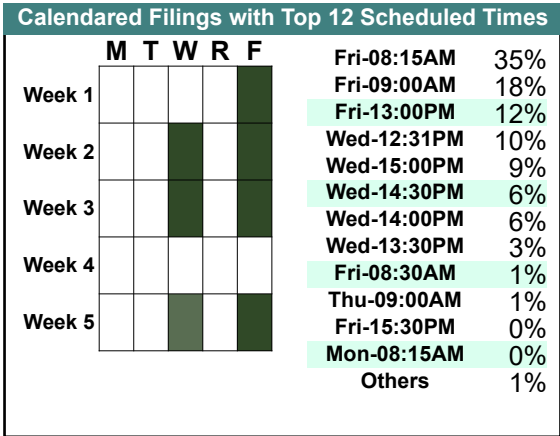
Martinsville

District: 21

		<u>Filings</u>	<u>Hearings</u>	<u>Transactions</u>	<u>Concluded</u>	<u>Cont</u>
<u>Criminal</u>						
Capias	CA	4	14	14	6	8
Felony	F	27	62	62	14	48
Misdemeanor	M	59	148	149	62	87
Show Cause	SC	8	17	17	6	11
Criminal Total		98	241	242	88	154
<u>Traffic</u>						
Capias	CA	8	21	21	2	19
Civil Violation	CV	0	5	5	2	3
Felony	F	2	2	2	0	2
Infraction	I	155	182	241	176	65
Misdemeanor	M	48	202	203	81	122
Show Cause	SC	7	13	13	7	6
Traffic Total		220	425	485	268	217
<u>Civil</u>						
Abstract	AJ	1	0	1	1	-
Admin License	AL	4	0	5	5	-
Garnishment	GA	81	2	82	80	2
Impoundment	IM	1	0	1	1	-
Motion for Judgment	MJ	1	0	1	1	-
Protective Order	PO	2	0	2	2	-
Prelim Prot Order	PP	2	1	2	1	1
Unlawful Detainer	UD	22	30	34	29	5
Warrant in Debt	WD	36	38	40	33	7
Civil Total		150	71	168	153	15
Martinsville Totals		468	737	895	509	386



		<u>Filings</u>	<u>Hearings</u>	<u>Transactions</u>	<u>Concluded</u>	<u>Cont</u>
<u>Criminal</u>						
Capias	CA	5	16	16	7	9
Felony	F	39	123	123	30	93
Misdemeanor	M	82	208	208	89	119
Show Cause	SC	4	10	10	3	7
Criminal Total		130	357	357	129	228
<u>Traffic</u>						
Capias	CA	11	23	23	8	15
Civil Violation	CV	2	3	3	0	3
Felony	F	0	2	2	1	1
Infraction	I	147	192	241	143	98
Misdemeanor	M	89	258	258	82	176
Show Cause	SC	6	19	19	8	11
Traffic Total		255	497	546	242	304
<u>Civil</u>						
Admin License	AL	3	1	4	3	1
Garnishment	GA	52	0	53	53	-
Impoundment	IM	6	0	6	6	-
Other	OT	2	0	2	2	-
Prelim Prot Order	PP	1	0	1	1	-
Unlawful Detainer	UD	31	32	43	31	12
Warrant in Debt	WD	44	49	56	46	10
Civil Total		139	82	165	142	23
Martinsville Totals		524	936	1,068	513	555



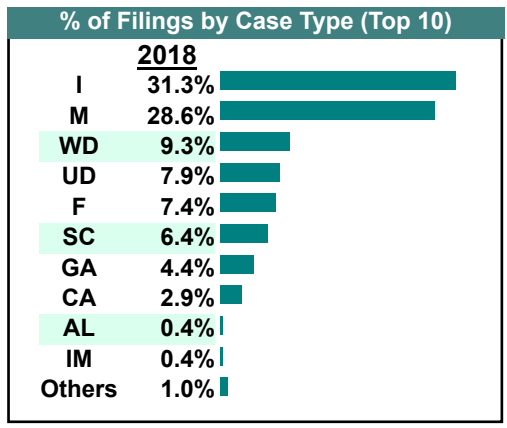
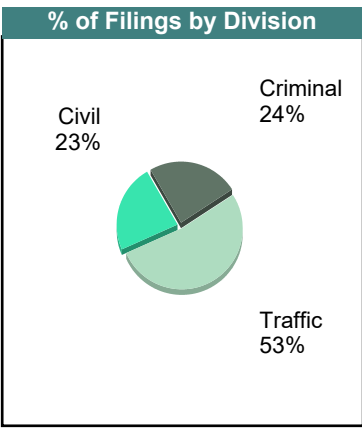
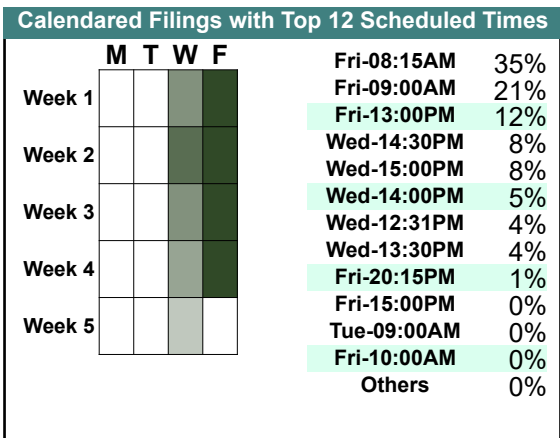
CASELOAD STATISTICS OF THE GENERAL DISTRICT COURTS

October 2018

Martinsville

District: 21

		<u>Filings</u>	<u>Hearings</u>	<u>Transactions</u>	<u>Concluded</u>	<u>Cont</u>
<u>Criminal</u>						
Capias	CA	9	19	19	12	7
Felony	F	36	97	97	38	59
Misdemeanor	M	66	170	172	81	91
Show Cause	SC	13	30	30	19	11
Criminal Total		124	316	318	150	168
<u>Traffic</u>						
Capias	CA	6	17	17	8	9
Felony	F	2	6	6	3	3
Infraction	I	162	206	263	160	103
Misdemeanor	M	82	254	254	73	181
Show Cause	SC	20	37	37	16	21
Traffic Total		272	520	577	260	317
<u>Civil</u>						
Admin License	AL	2	0	2	2	-
Detinue	DT	1	0	1	1	-
Garnishment	GA	23	0	23	23	-
Impoundment	IM	2	0	2	2	-
Motion for Judgment	MJ	0	0	1	1	-
Protective Order	PO	2	2	4	4	-
Prelim Prot Order	PP	2	4	6	4	2
Unlawful Detainer	UD	41	38	46	36	10
Warrant in Debt	WD	48	48	57	49	8
Civil Total		121	92	142	122	20
Martinsville Totals		517	928	1,037	532	505



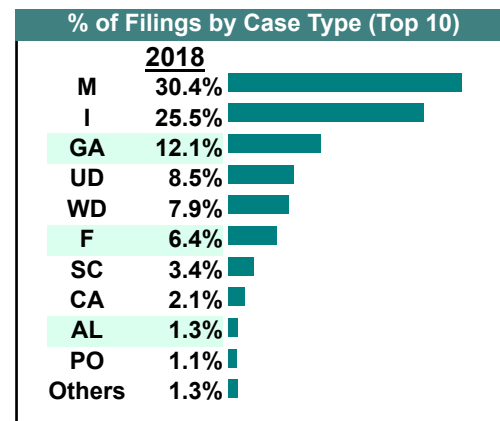
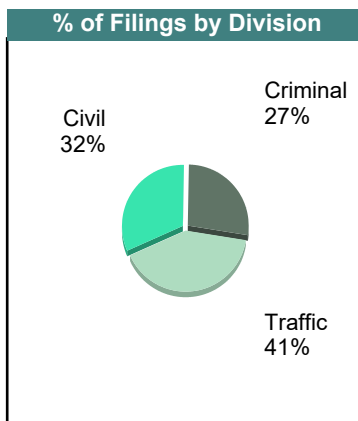
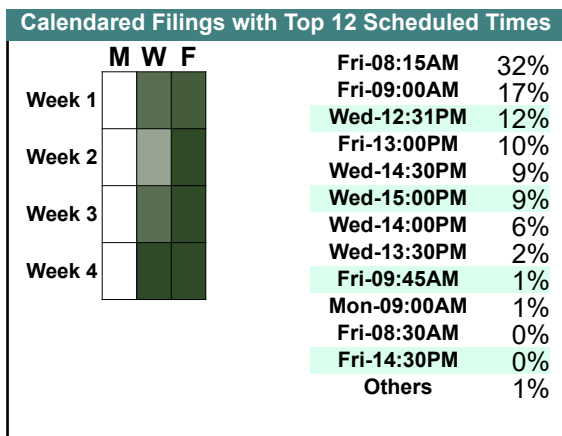
CASELOAD STATISTICS OF THE GENERAL DISTRICT COURTS

September 2018

Martinsville

District: 21

		<u>Filings</u>	<u>Hearings</u>	<u>Transactions</u>	<u>Concluded</u>	<u>Cont</u>
<u>Criminal</u>						
Capias	CA	6	17	17	7	10
Felony	F	29	73	73	27	46
Misdemeanor	M	84	181	185	62	123
Show Cause	SC	9	26	26	9	17
Criminal Total		128	297	301	105	196
<u>Traffic</u>						
Capias	CA	4	23	23	7	16
Civil Violation	CV	1	2	2	0	2
Felony	F	1	2	2	1	1
Infraction	I	120	185	219	135	84
Misdemeanor	M	59	231	231	78	153
Show Cause	SC	7	18	18	6	12
Traffic Total		192	461	495	227	268
<u>Civil</u>						
Admin License	AL	6	1	6	5	1
Detinue	DT	1	0	1	1	-
Garnishment	GA	57	0	57	57	-
Impoundment	IM	1	0	1	1	-
Protective Order	PO	5	2	5	3	2
Prelim Prot Order	PP	3	1	4	3	1
Unlawful Detainer	UD	40	33	44	40	4
Warrant in Debt	WD	37	41	51	38	13
Civil Total		150	78	169	148	21
Martinsville Totals		470	836	965	480	485



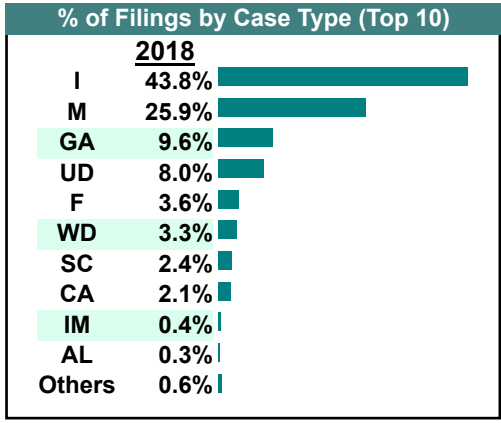
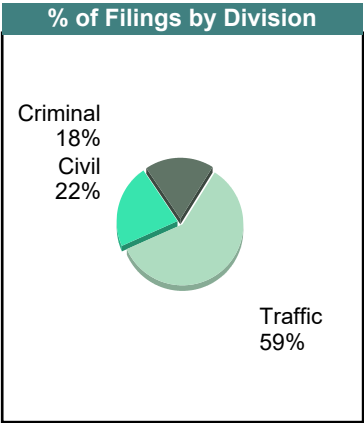
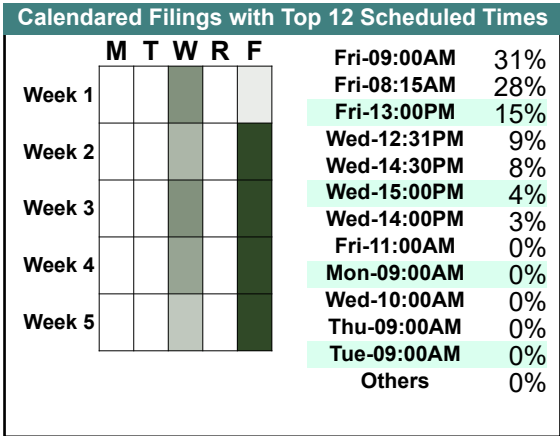
CASELOAD STATISTICS OF THE GENERAL DISTRICT COURTS

August 2018

Martinsville


District: 21

		<u>Filings</u>	<u>Hearings</u>	<u>Transactions</u>	<u>Concluded</u>	<u>Cont</u>
<u>Criminal</u>						
Capias	CA	5	12	12	3	9
Felony	F	25	106	106	20	86
Misdemeanor	M	88	184	187	51	136
Show Cause	SC	11	22	22	3	19
Criminal Total		129	324	327	77	250
<u>Traffic</u>						
Capias	CA	10	17	17	5	12
Felony	F	0	6	6	2	4
Infraction	I	306	284	400	272	128
Misdemeanor	M	93	246	248	59	189
Show Cause	SC	6	20	20	5	15
Traffic Total		415	573	691	343	348
<u>Civil</u>						
Abstract	AJ	1	0	1	1	-
Admin License	AL	2	1	4	3	1
Detinue	DT	2	1	2	2	-
Garnishment	GA	67	0	67	67	-
Impoundment	IM	3	0	3	3	-
Prelim Prot Order	PP	1	1	1	0	1
Unlawful Detainer	UD	56	42	63	56	7
Warrant in Debt	WD	23	24	31	22	9
Civil Total		155	69	172	154	18
Martinsville Totals		699	966	1,190	574	616

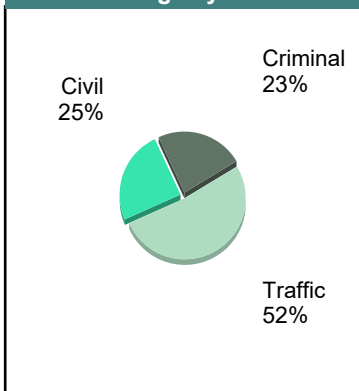


		<u>Filings</u>	<u>Hearings</u>	<u>Transactions</u>	<u>Concluded</u>	<u>Cont</u>
<u>Criminal</u>						
Capias	CA	6	17	17	7	10
Felony	F	19	71	71	28	43
Misdemeanor	M	69	167	168	65	103
Show Cause	SC	9	28	28	12	16
Criminal Total		103	283	284	112	172
<u>Traffic</u>						
Capias	CA	3	14	14	3	11
Civil Violation	CV	3	4	4	1	3
Felony	F	1	5	5	0	5
Infraction	I	144	178	232	142	90
Misdemeanor	M	72	232	232	61	171
Show Cause	SC	6	17	17	8	9
Traffic Total		229	450	504	215	289
<u>Civil</u>						
Abstract	AJ	1	0	1	1	-
Admin License	AL	7	1	8	7	1
Garnishment	GA	23	0	23	23	-
Impoundment	IM	1	0	1	1	-
Protective Order	PO	2	2	4	2	2
Prelim Prot Order	PP	1	1	3	2	1
Unlawful Detainer	UD	33	33	40	36	4
Warrant in Debt	WD	41	42	46	37	9
Civil Total		109	79	126	109	17
Martinsville Totals		441	812	914	436	478

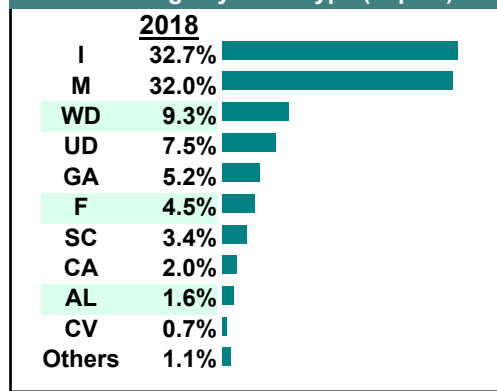
Calendared Filings with Top 12 Scheduled Times



% of Filings by Division



% of Filings by Case Type (Top 10)



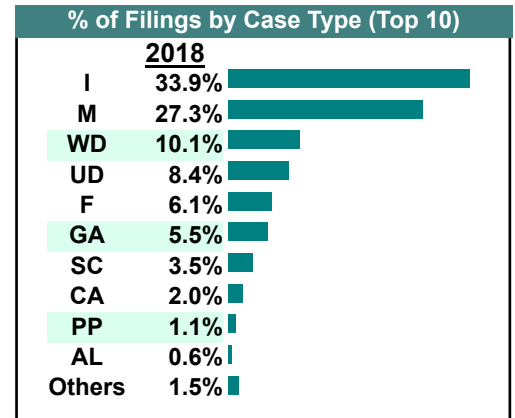
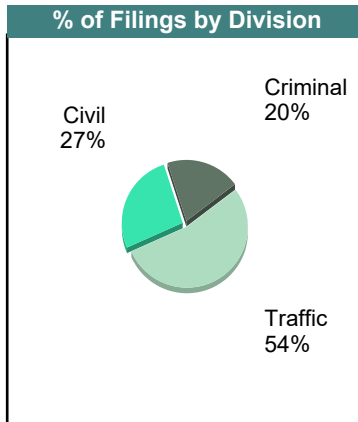
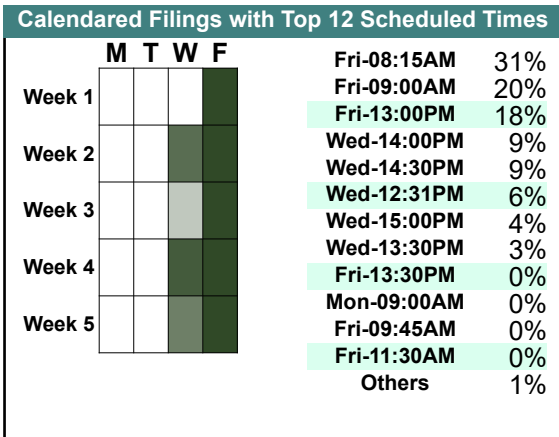
CASELOAD STATISTICS OF THE GENERAL DISTRICT COURTS

June 2018

Martinsville

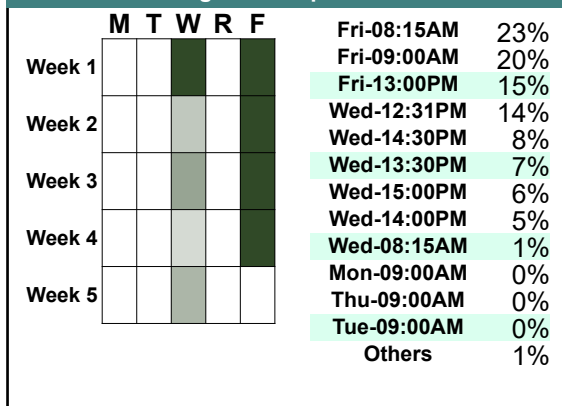
District: 21

		<u>Filings</u>	<u>Hearings</u>	<u>Transactions</u>	<u>Concluded</u>	<u>Cont</u>
<u>Criminal</u>						
Capias	CA	5	16	16	5	11
Civil Violation	CV	1	2	2	2	-
Felony	F	30	85	85	20	65
Misdemeanor	M	62	178	181	81	100
Show Cause	SC	9	20	20	10	10
Criminal Total		107	301	304	118	186
<u>Traffic</u>						
Capias	CA	6	12	12	3	9
Civil Violation	CV	1	4	4	2	2
Felony	F	3	7	7	1	6
Infraction	I	185	237	310	196	114
Misdemeanor	M	87	261	261	84	177
Show Cause	SC	10	32	32	11	21
Traffic Total		292	553	626	297	329
<u>Civil</u>						
Admin License	AL	3	0	3	3	-
Garnishment	GA	30	1	30	29	1
Impoundment	IM	2	0	2	2	-
Interrogatory	IN	1	0	2	2	-
Motion for Judgment	MJ	1	1	1	0	1
Protective Order	PO	2	0	2	2	-
Prelim Prot Order	PP	6	2	6	4	2
Unlawful Detainer	UD	46	45	51	42	9
Warrant in Debt	WD	55	54	71	57	14
Civil Total		146	103	168	141	27
Martinsville Totals		545	957	1,098	556	542

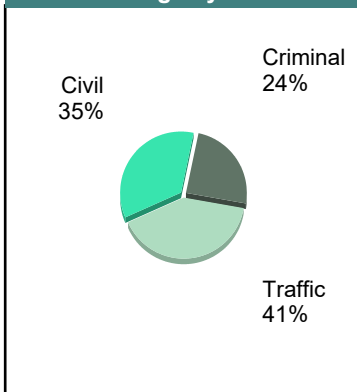


		<u>Filings</u>	<u>Hearings</u>	<u>Transactions</u>	<u>Concluded</u>	<u>Cont</u>
<u>Criminal</u>						
Capias	CA	2	9	9	6	3
Civil Violation	CV	1	1	1	0	1
Felony	F	58	116	116	25	91
Misdemeanor	M	81	157	161	60	101
Show Cause	SC	11	19	19	5	14
Criminal Total		153	302	306	96	210
<u>Traffic</u>						
Capias	CA	8	20	20	5	15
Civil Violation	CV	0	1	1	1	-
Felony	F	1	3	3	1	2
Infraction	I	183	178	269	185	84
Misdemeanor	M	61	216	217	74	143
Show Cause	SC	4	19	19	7	12
Traffic Total		257	437	529	273	256
<u>Civil</u>						
Abstract	AJ	1	0	1	1	-
Admin License	AL	2	1	2	1	1
Garnishment	GA	88	1	89	88	1
Impoundment	IM	4	0	4	4	-
Interrogatory	IN	0	1	2	1	1
Other	OT	2	1	3	2	1
Protective Order	PO	1	0	1	1	-
Prelim Prot Order	PP	1	0	1	1	-
Unlawful Detainer	UD	49	48	58	47	11
Warrant in Debt	WD	74	79	87	74	13
Civil Total		222	131	248	220	28
Martinsville Totals		632	870	1,083	589	494

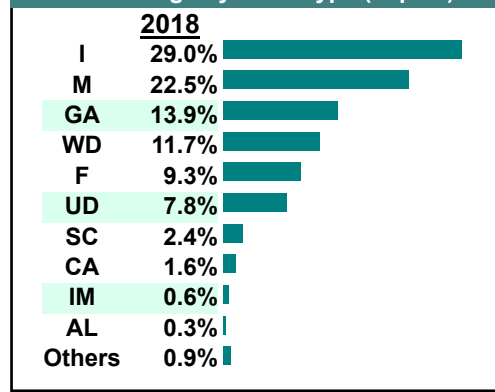
Calendared Filings with Top 12 Scheduled Times



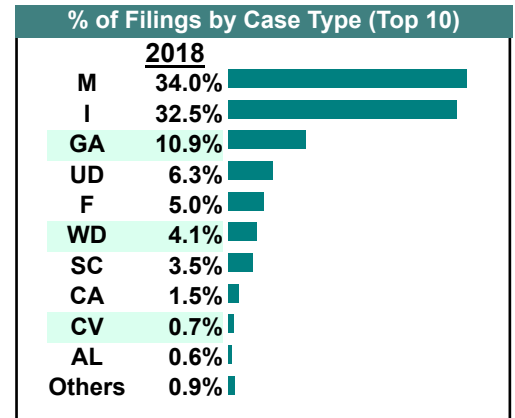
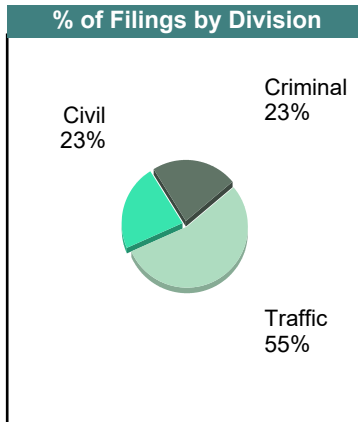
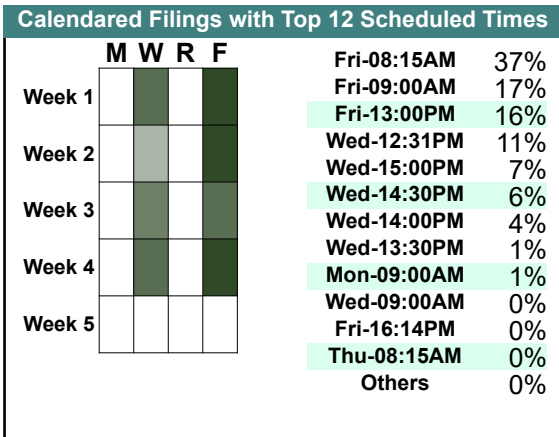
% of Filings by Division



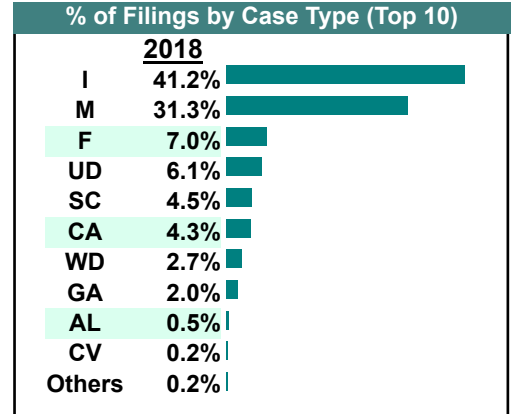
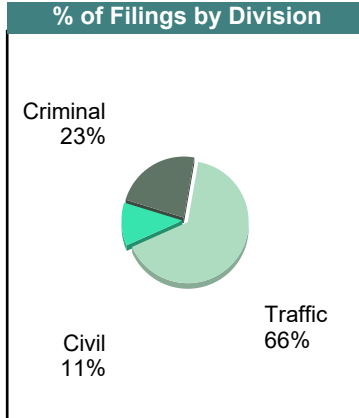
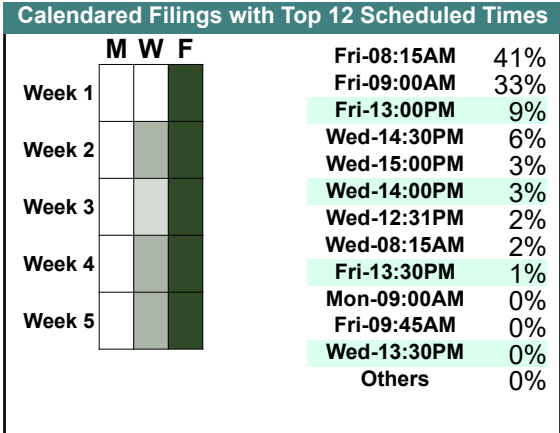
% of Filings by Case Type (Top 10)



		<u>Filings</u>	<u>Hearings</u>	<u>Transactions</u>	<u>Concluded</u>	<u>Cont</u>
<u>Criminal</u>						
Capias	CA	6	14	14	2	12
Civil Violation	CV	2	4	4	2	2
Felony	F	25	94	94	40	54
Misdemeanor	M	79	165	165	52	113
Show Cause	SC	10	22	22	10	12
Criminal Total		122	299	299	106	193
<u>Traffic</u>						
Capias	CA	2	13	13	9	4
Civil Violation	CV	2	3	3	1	2
Felony	F	2	5	5	3	2
Infraction	I	175	191	253	161	92
Misdemeanor	M	104	244	245	89	156
Show Cause	SC	9	27	27	9	18
Traffic Total		294	483	546	272	274
<u>Civil</u>						
Abstract	AJ	1	0	1	1	-
Admin License	AL	3	0	3	3	-
Garnishment	GA	59	0	61	61	-
Impoundment	IM	2	0	2	2	-
Interrogatory	IN	0	2	2	0	2
Other	OT	1	0	1	1	-
Tenants Assertion	TA	1	1	1	1	-
Unlawful Detainer	UD	34	26	35	34	1
Warrant in Debt	WD	22	19	28	20	8
Civil Total		123	48	134	123	11
Martinsville Totals		539	830	979	501	478



		<u>Filings</u>	<u>Hearings</u>	<u>Transactions</u>	<u>Concluded</u>	<u>Cont</u>
<u>Criminal</u>						
Capias	CA	9	14	14	3	11
Felony	F	31	84	84	26	58
Misdemeanor	M	54	158	158	63	95
Show Cause	SC	8	13	13	8	5
Criminal Total		102	269	269	100	169
<u>Traffic</u>						
Capias	CA	10	19	19	3	16
Civil Violation	CV	1	3	3	0	3
Felony	F	0	4	4	3	1
Infraction	I	183	217	287	175	112
Misdemeanor	M	85	253	253	55	198
Show Cause	SC	12	34	34	10	24
Traffic Total		291	530	600	246	354
<u>Civil</u>						
Admin License	AL	2	0	2	2	-
Garnishment	GA	9	0	9	9	-
Interrogatory	IN	1	2	4	2	2
Motion for Judgment	MJ	0	0	1	1	-
Unlawful Detainer	UD	27	28	43	40	3
Warrant in Debt	WD	12	23	33	21	12
Civil Total		51	53	92	75	17
Martinsville Totals		444	852	961	421	540



CASELOAD STATISTICS OF THE GENERAL DISTRICT COURTS


February 2018

Martinsville

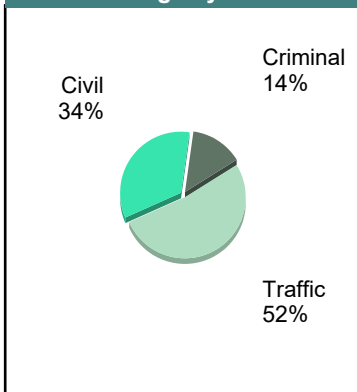
District: 21

		<u>Filings</u>	<u>Hearings</u>	<u>Transactions</u>	<u>Concluded</u>	<u>Cont</u>
<u>Criminal</u>						
Capias	CA	3	7	7	3	4
Felony	F	15	56	56	26	30
Misdemeanor	M	50	147	147	51	96
Show Cause	SC	9	23	23	10	13
Criminal Total		77	233	233	90	143
<u>Traffic</u>						
Capias	CA	2	7	7	5	2
Civil Violation	CV	1	2	2	1	1
Felony	F	0	6	6	2	4
Infraction	I	199	194	272	190	82
Misdemeanor	M	72	188	189	70	119
Show Cause	SC	10	27	27	15	12
Traffic Total		284	424	503	283	220
<u>Civil</u>						
Abstract	AJ	1	0	1	1	-
Admin License	AL	3	0	3	3	-
Detinue	DT	1	1	1	1	-
Garnishment	GA	56	0	56	56	-
Impoundment	IM	2	0	2	2	-
Interrogatory	IN	3	5	9	4	5
Other	OT	1	0	1	1	-
Protective Order	PO	1	1	2	1	1
Prelim Prot Order	PP	0	0	1	1	-
Unlawful Detainer	UD	45	66	77	37	40
Warrant in Debt	WD	71	114	137	72	65
Civil Total		184	187	290	179	111
Martinsville Totals		545	844	1,026	552	474

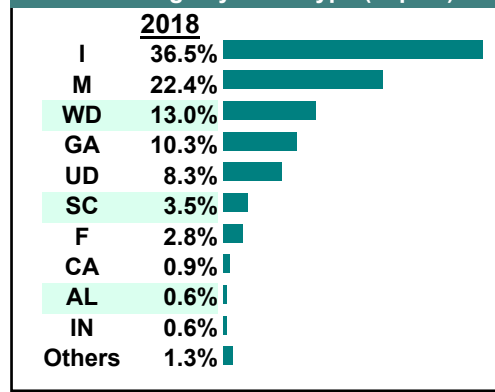
Calendared Filings with Top 12 Scheduled Times



% of Filings by Division



% of Filings by Case Type (Top 10)



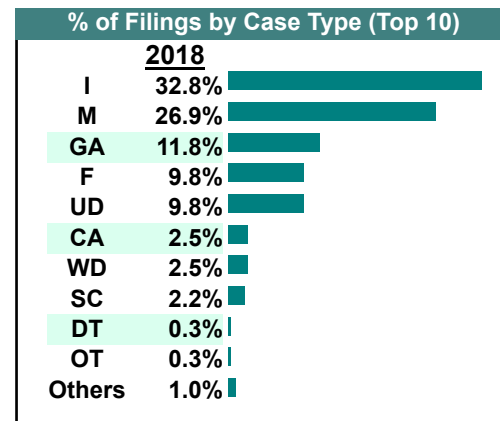
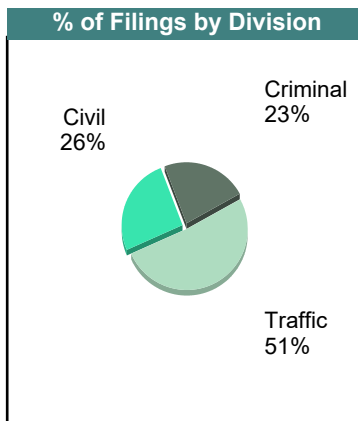
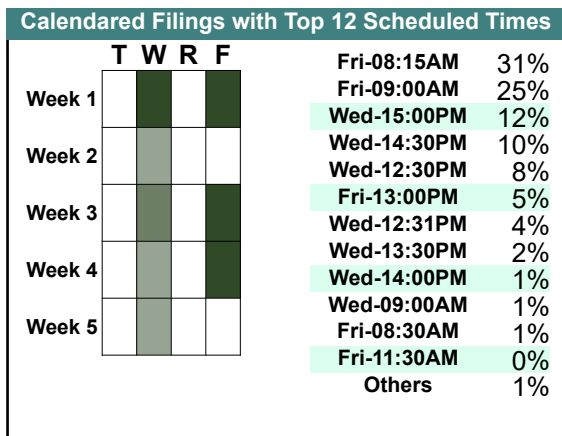
CASELOAD STATISTICS OF THE GENERAL DISTRICT COURTS

January 2018

Martinsville

District: 21

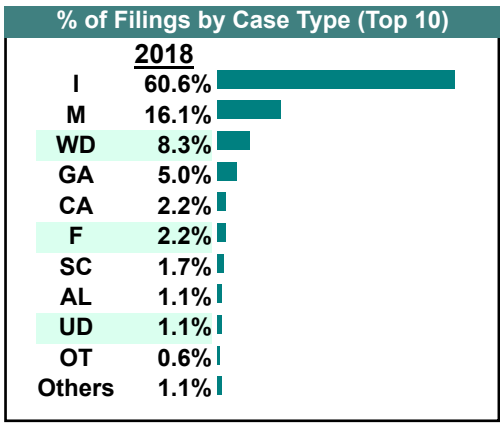
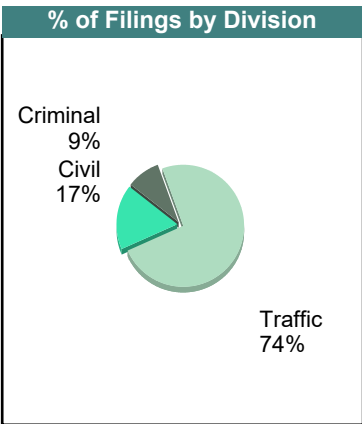
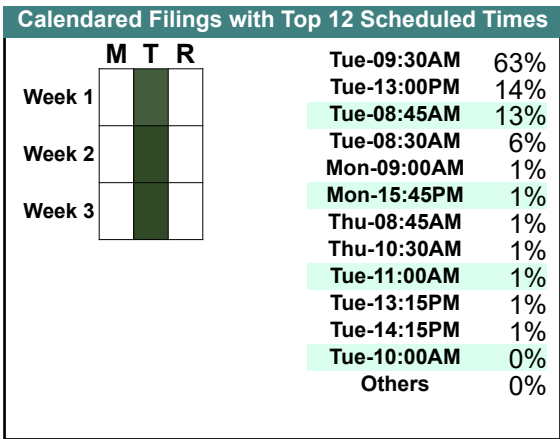
		<u>Filings</u>	<u>Hearings</u>	<u>Transactions</u>	<u>Concluded</u>	<u>Cont</u>
<u>Criminal</u>						
Capias	CA	8	12	12	5	7
Felony	F	54	126	126	25	101
Misdemeanor	M	68	138	140	44	96
Show Cause	SC	5	14	14	6	8
Criminal Total		135	290	292	80	212
<u>Traffic</u>						
Capias	CA	7	19	19	6	13
Civil Violation	CV	0	1	1	0	1
Felony	F	4	12	12	1	11
Infraction	I	194	234	305	182	123
Misdemeanor	M	91	239	239	55	184
Show Cause	SC	8	29	29	9	20
Traffic Total		304	534	605	253	352
<u>Civil</u>						
Abstract	AJ	1	0	1	1	-
Admin License	AL	1	0	1	1	-
Detinue	DT	2	1	3	3	-
Garnishment	GA	70	2	72	70	2
Other	OT	2	0	2	2	-
Protective Order	PO	2	1	2	2	-
Prelim Prot Order	PP	2	1	2	1	1
Unlawful Detainer	UD	58	55	82	60	22
Warrant in Debt	WD	15	15	24	18	6
Civil Total		153	75	189	158	31
Martinsville Totals		592	899	1,086	491	595



CASELOAD STATISTICS OF THE GENERAL DISTRICT COURTS

December 2018

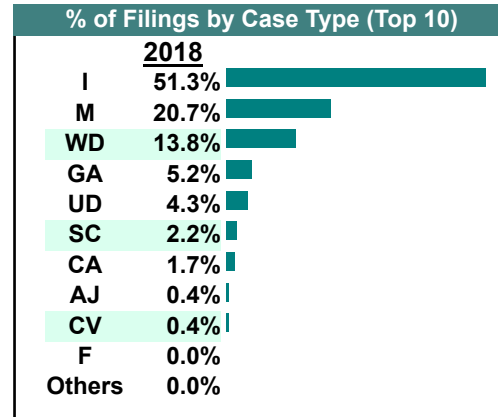
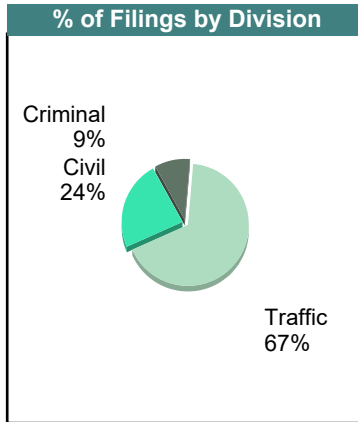
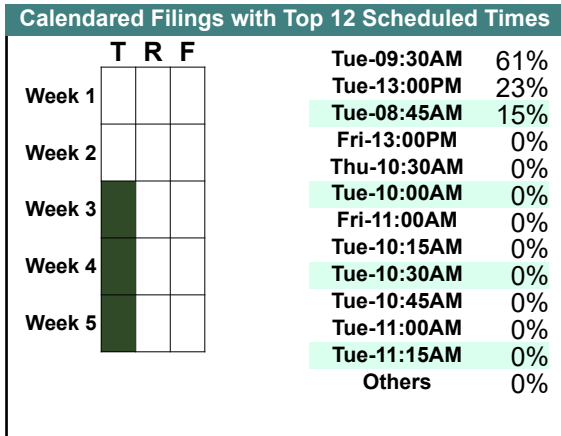
		<u>Filings</u>	<u>Hearings</u>	<u>Transactions</u>	<u>Concluded</u>	<u>Cont</u>
<u>Criminal</u>						
Capias	CA	2	4	4	2	2
Felony	F	4	8	9	5	4
Misdemeanor	M	8	27	30	16	14
Show Cause	SC	2	7	7	3	4
Criminal Total		16	46	50	26	24
<u>Traffic</u>						
Capias	CA	2	4	4	2	2
Infraction	I	109	97	132	97	35
Misdemeanor	M	21	55	55	19	36
Show Cause	SC	1	4	4	1	3
Traffic Total		133	160	195	119	76
<u>Civil</u>						
Admin License	AL	2	0	2	2	-
Garnishment	GA	9	0	9	9	-
Other	OT	1	2	2	0	2
Protective Order	PO	1	0	1	1	-
Prelim Prot Order	PP	1	0	1	1	-
Unlawful Detainer	UD	2	3	3	3	-
Warrant in Debt	WD	15	16	21	13	8
Civil Total		31	21	39	29	10
Patrick Totals		180	227	284	174	110



CASELOAD STATISTICS OF THE GENERAL DISTRICT COURTS

November 2018

		<u>Filings</u>	<u>Hearings</u>	<u>Transactions</u>	<u>Concluded</u>	<u>Cont</u>
<u>Criminal</u>						
Capias	CA	3	9	9	3	6
Civil Violation	CV	1	1	1	1	-
Felony	F	0	8	11	7	4
Misdemeanor	M	16	35	38	17	21
Show Cause	SC	2	3	3	1	2
Criminal Total		22	56	62	29	33
<u>Traffic</u>						
Capias	CA	1	1	1	0	1
Infraction	I	119	101	143	115	28
Misdemeanor	M	32	68	68	32	36
Show Cause	SC	3	8	8	4	4
Traffic Total		155	178	220	151	69
<u>Civil</u>						
Abstract	AJ	1	0	1	1	-
Garnishment	GA	12	2	12	10	2
Petition-Restore Arms	PR	0	0	1	1	-
Unlawful Detainer	UD	10	8	10	8	2
Warrant in Debt	WD	32	27	35	29	6
Civil Total		55	37	59	49	10
Patrick Totals		232	271	341	229	112

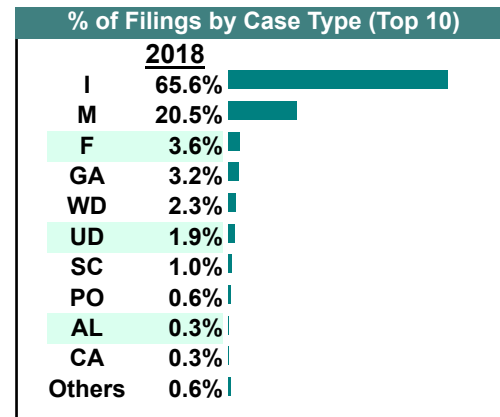
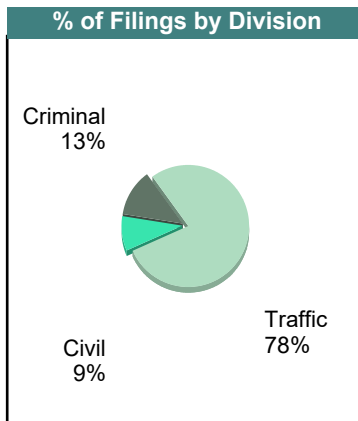
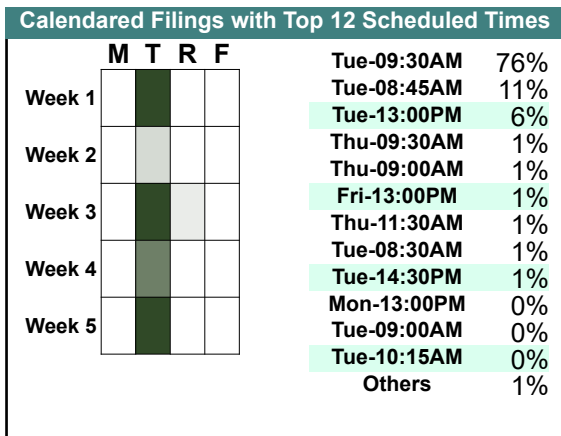


CASELOAD STATISTICS OF THE GENERAL DISTRICT COURTS

October 2018

Patrick
District: 21

		<u>Filings</u>	<u>Hearings</u>	<u>Transactions</u>	<u>Concluded</u>	<u>Cont</u>
<u>Criminal</u>						
Capias	CA	1	2	2	1	1
Felony	F	11	31	34	13	21
Misdemeanor	M	26	68	71	37	34
Show Cause	SC	1	4	4	2	2
Criminal Total		39	105	111	53	58
<u>Traffic</u>						
Capias	CA	0	5	5	0	5
Infraction	I	202	158	242	209	33
Misdemeanor	M	37	73	73	34	39
Show Cause	SC	2	8	8	2	6
Traffic Total		241	244	328	245	83
<u>Civil</u>						
Admin License	AL	1	0	1	1	-
Detinue	DT	0	1	1	1	-
Garnishment	GA	10	1	11	10	1
Interrogatory	IN	1	0	1	1	-
Protective Order	PO	2	0	2	2	-
Prelim Prot Order	PP	1	0	1	1	-
Unlawful Detainer	UD	6	2	6	6	-
Warrant in Debt	WD	7	11	17	15	2
Civil Total		28	15	40	37	3
Patrick Totals		308	364	479	335	144



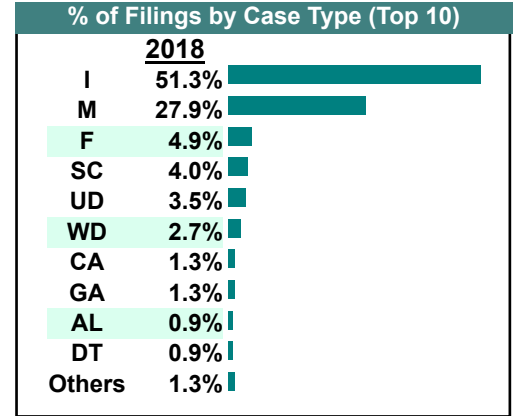
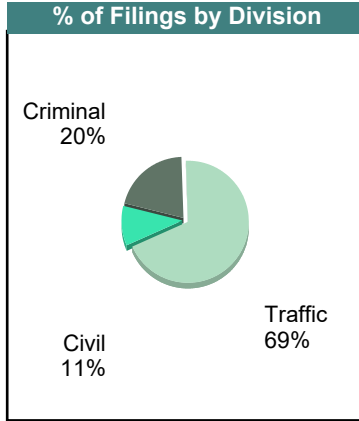
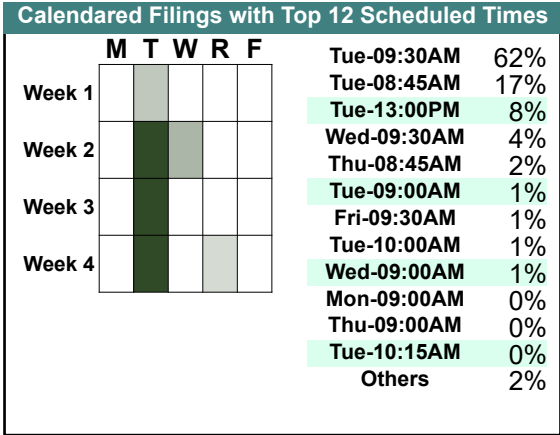
CASELOAD STATISTICS OF THE GENERAL DISTRICT COURTS

September 2018

Patrick

District: 21

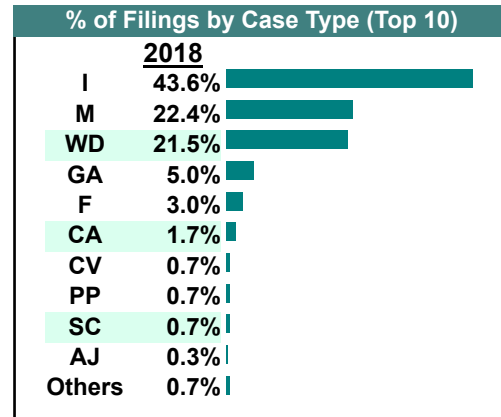
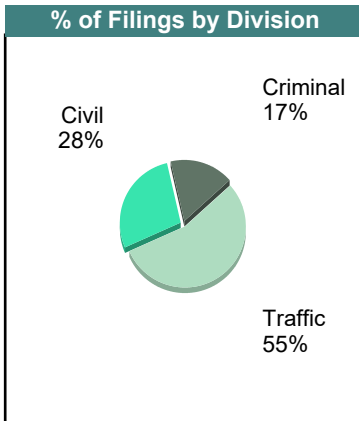
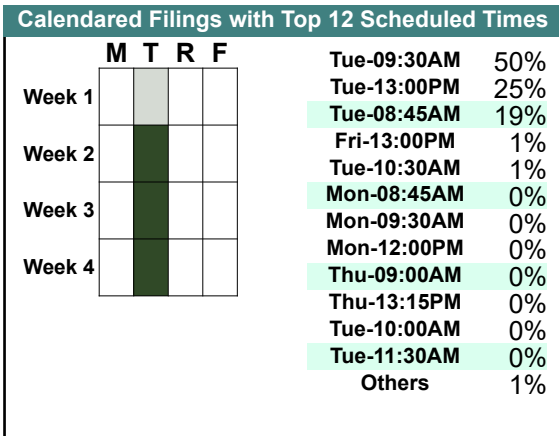
		<u>Filings</u>	<u>Hearings</u>	<u>Transactions</u>	<u>Concluded</u>	<u>Cont</u>
<u>Criminal</u>						
Capias	CA	2	4	4	0	4
Felony	F	11	22	23	6	17
Misdemeanor	M	28	53	63	30	33
Show Cause	SC	5	8	8	2	6
Criminal Total		46	87	98	38	60
<u>Traffic</u>						
Capias	CA	1	5	5	2	3
Felony	F	0	1	1	1	-
Infraction	I	116	101	148	119	29
Misdemeanor	M	35	76	76	37	39
Show Cause	SC	4	4	4	1	3
Traffic Total		156	187	234	160	74
<u>Civil</u>						
Admin License	AL	2	0	2	2	-
Detinue	DT	2	1	2	1	1
Garnishment	GA	3	0	4	4	-
Protective Order	PO	2	0	3	3	-
Petition-Restore Arms	PR	1	1	1	0	1
Unlawful Detainer	UD	8	8	10	8	2
Warrant in Debt	WD	6	9	11	4	7
Civil Total		24	19	33	22	11
Patrick Totals		226	293	365	220	145



CASELOAD STATISTICS OF THE GENERAL DISTRICT COURTS

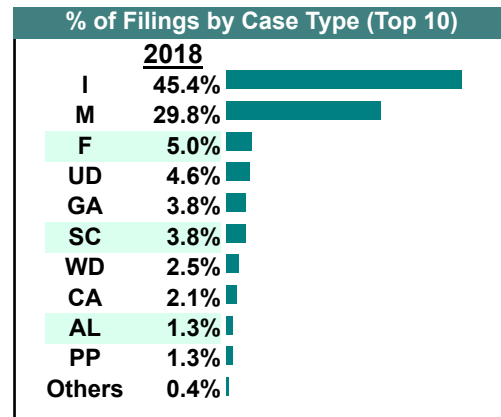
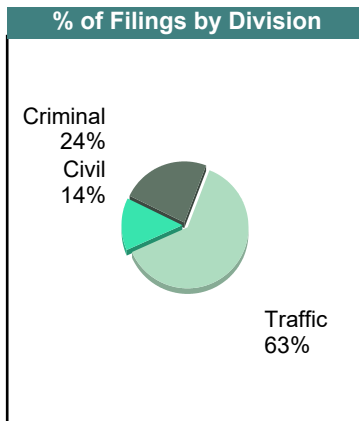
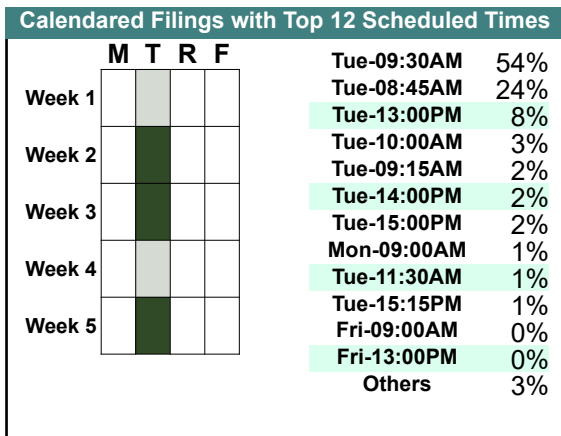
August 2018

		<u>Filings</u>	<u>Hearings</u>	<u>Transactions</u>	<u>Concluded</u>	<u>Cont</u>
<u>Criminal</u>						
Capias	CA	1	4	4	1	3
Civil Violation	CV	2	2	2	2	-
Felony	F	9	15	16	5	11
Misdemeanor	M	39	71	71	29	42
Show Cause	SC	0	2	2	2	-
Criminal Total		51	94	95	39	56
<u>Traffic</u>						
Capias	CA	4	5	5	3	2
Civil Violation	CV	0	2	2	1	1
Infraction	I	132	125	191	155	36
Misdemeanor	M	29	85	85	52	33
Show Cause	SC	2	8	8	7	1
Traffic Total		167	225	291	218	73
<u>Civil</u>						
Abstract	AJ	1	0	1	1	-
Admin License	AL	1	0	1	1	-
Garnishment	GA	15	2	16	14	2
Protective Order	PO	0	0	1	1	-
Prelim Prot Order	PP	2	0	2	2	-
Unlawful Detainer	UD	1	1	2	2	-
Warrant in Debt	WD	65	58	75	65	10
Civil Total		85	61	98	86	12
Patrick Totals		303	380	484	343	141



July 2018

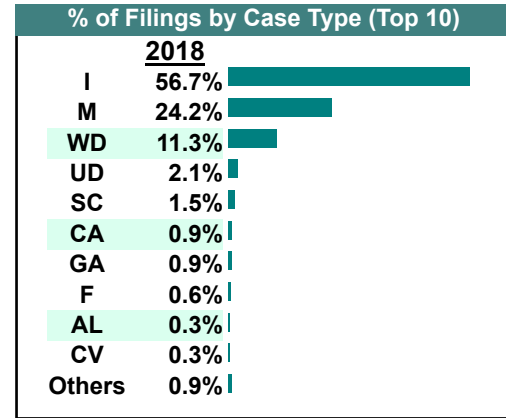
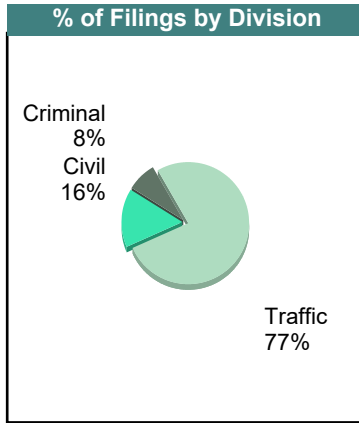
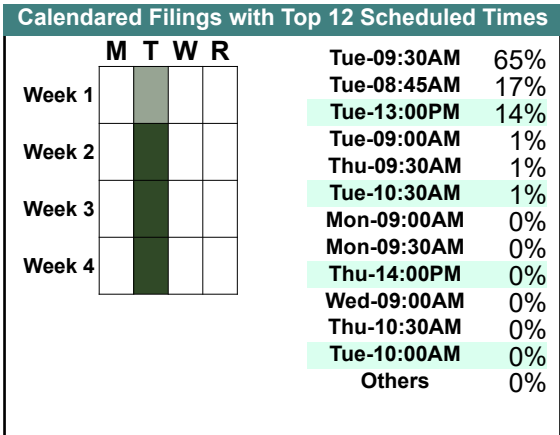
		<u>Filings</u>	<u>Hearings</u>	<u>Transactions</u>	<u>Concluded</u>	<u>Cont</u>
<u>Criminal</u>						
Capias	CA	2	3	3	1	2
Felony	F	11	25	30	17	13
Misdemeanor	M	38	60	68	29	39
Show Cause	SC	5	6	6	2	4
Criminal Total		56	94	107	49	58
<u>Traffic</u>						
Capias	CA	3	4	4	2	2
Civil Violation	CV	0	1	1	1	-
Felony	F	1	1	1	0	1
Infraction	I	108	101	134	81	53
Misdemeanor	M	33	70	70	27	43
Show Cause	SC	4	15	15	6	9
Traffic Total		149	192	225	117	108
<u>Civil</u>						
Admin License	AL	3	0	3	3	-
Garnishment	GA	9	0	9	9	-
Impoundment	IM	1	0	1	1	-
Prelim Prot Order	PP	3	0	3	3	-
Unlawful Detainer	UD	11	9	12	10	2
Warrant in Debt	WD	6	6	9	8	1
Civil Total		33	15	37	34	3
Patrick Totals		238	301	369	200	169



CASELOAD STATISTICS OF THE GENERAL DISTRICT COURTS

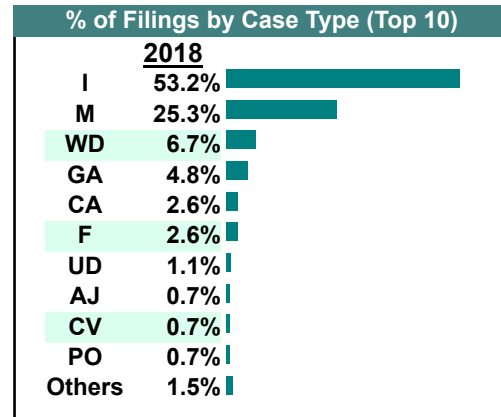
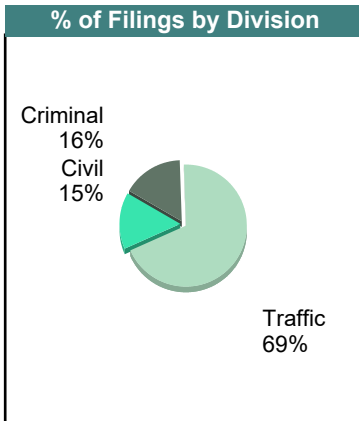
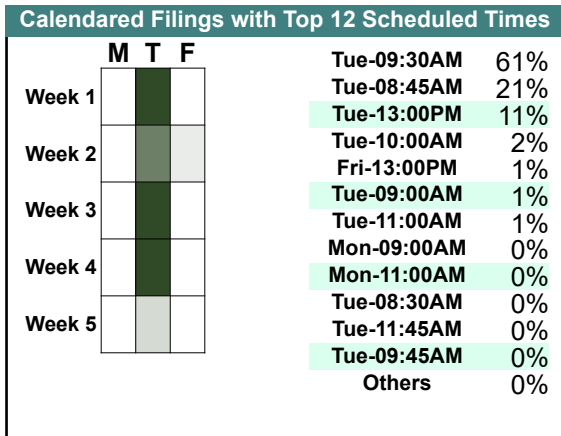
June 2018

		<u>Filings</u>	<u>Hearings</u>	<u>Transactions</u>	<u>Concluded</u>	<u>Cont</u>
<u>Criminal</u>						
Capias	CA	1	2	2	2	-
Felony	F	2	14	15	4	11
Misdemeanor	M	20	37	37	9	28
Show Cause	SC	2	4	4	1	3
Criminal Total		25	57	58	16	42
<u>Traffic</u>						
Capias	CA	2	3	3	1	2
Civil Violation	CV	1	3	3	0	3
Infraction	I	185	141	209	172	37
Misdemeanor	M	59	96	96	36	60
Show Cause	SC	3	4	4	0	4
Traffic Total		250	247	315	209	106
<u>Civil</u>						
Admin License	AL	1	0	1	1	-
Garnishment	GA	3	0	3	3	-
Impoundment	IM	1	0	1	1	-
Protective Order	PO	1	2	3	1	2
Prelim Prot Order	PP	1	0	1	1	-
Unlawful Detainer	UD	7	5	7	7	-
Warrant in Debt	WD	37	36	38	29	9
Civil Total		51	43	54	43	11
Patrick Totals		326	347	427	268	159



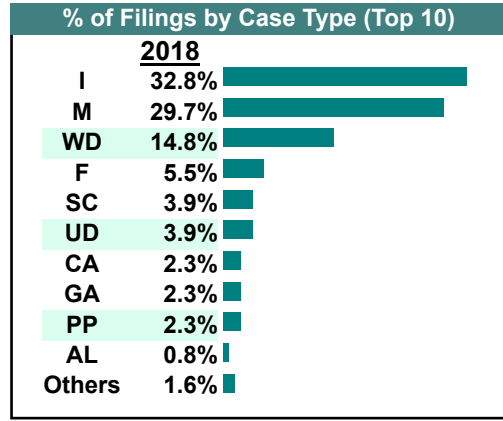
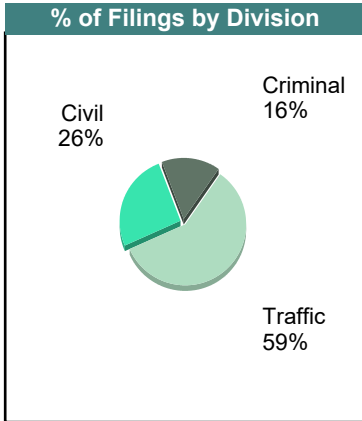
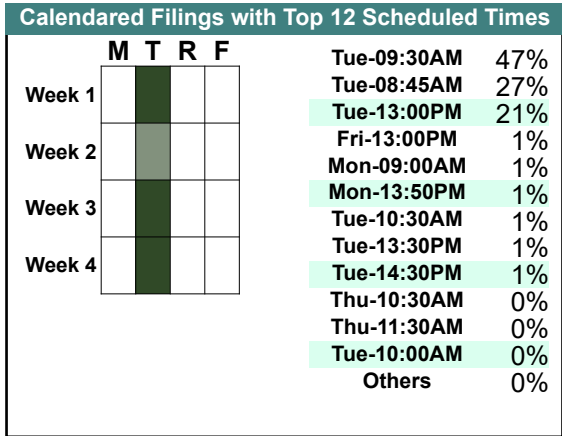
May 2018

		<u>Filings</u>	<u>Hearings</u>	<u>Transactions</u>	<u>Concluded</u>	<u>Cont</u>
<u>Criminal</u>						
Capias	CA	6	7	7	2	5
Civil Violation	CV	1	1	1	1	-
Felony	F	7	29	29	5	24
Misdemeanor	M	30	47	54	25	29
Show Cause	SC	0	2	2	1	1
Criminal Total		44	86	93	34	59
<u>Traffic</u>						
Capias	CA	1	1	1	0	1
Civil Violation	CV	1	1	1	0	1
Felony	F	0	0	1	1	-
Infraction	I	143	105	176	146	30
Misdemeanor	M	38	71	71	32	39
Show Cause	SC	2	8	8	3	5
Traffic Total		185	186	258	182	76
<u>Civil</u>						
Abstract	AJ	2	0	2	2	-
Garnishment	GA	13	4	18	14	4
Protective Order	PO	2	2	3	1	2
Prelim Prot Order	PP	2	0	2	2	-
Unlawful Detainer	UD	3	4	4	3	1
Warrant in Debt	WD	18	24	34	23	11
Civil Total		40	34	63	45	18
Patrick Totals		269	306	414	261	153



April 2018

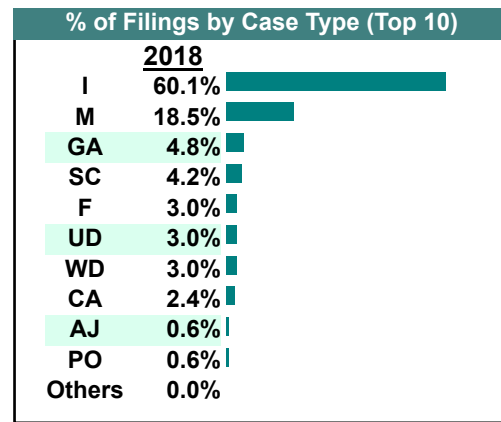
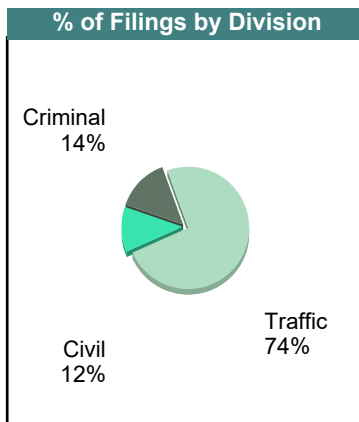
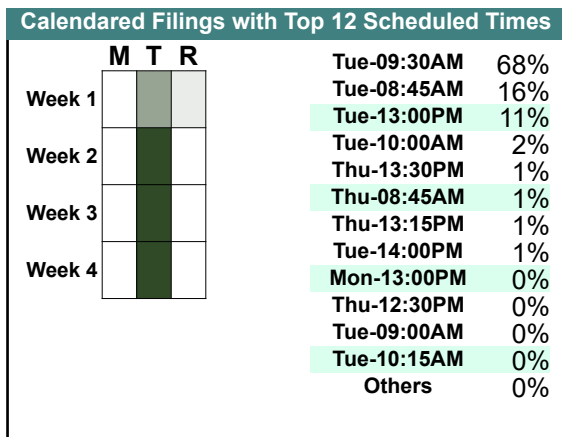
		<u>Filings</u>	<u>Hearings</u>	<u>Transactions</u>	<u>Concluded</u>	<u>Cont</u>
<u>Criminal</u>						
Capias	CA	1	3	3	2	1
Felony	F	7	13	15	3	12
Misdemeanor	M	11	25	26	7	19
Show Cause	SC	1	3	3	3	-
Criminal Total		20	44	47	15	32
<u>Traffic</u>						
Capias	CA	2	3	3	2	1
Civil Violation	CV	0	1	1	1	-
Felony	F	0	1	1	1	-
Infraction	I	42	57	68	39	29
Misdemeanor	M	27	51	51	22	29
Show Cause	SC	4	14	14	3	11
Traffic Total		75	127	138	68	70
<u>Civil</u>						
Admin License	AL	1	0	1	1	-
Detinue	DT	1	1	1	1	-
Garnishment	GA	3	1	3	2	1
Protective Order	PO	1	1	1	0	1
Prelim Prot Order	PP	3	1	4	3	1
Unlawful Detainer	UD	5	6	6	6	-
Warrant in Debt	WD	19	13	19	18	1
Civil Total		33	23	35	31	4
Patrick Totals		128	194	220	114	106



CASELOAD STATISTICS OF THE GENERAL DISTRICT COURTS

March 2018

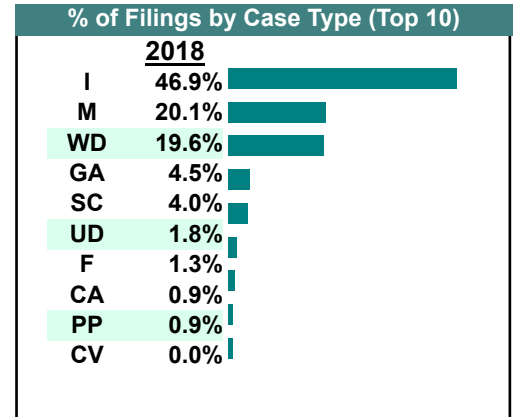
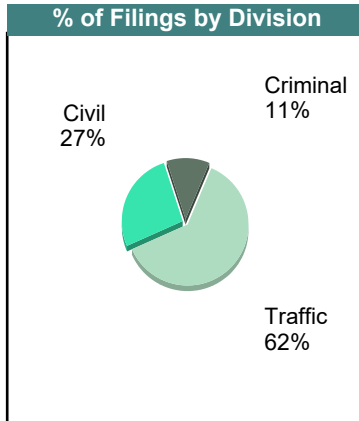
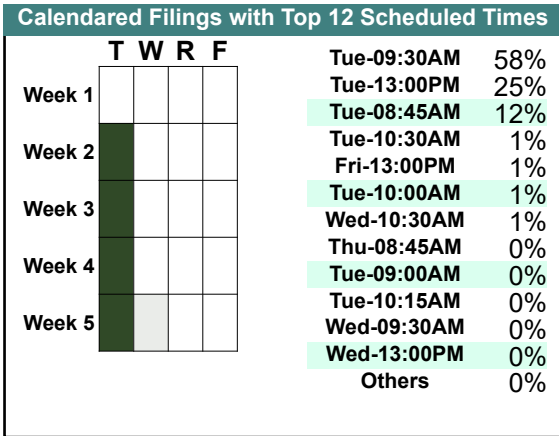
		<u>Filings</u>	<u>Hearings</u>	<u>Transactions</u>	<u>Concluded</u>	<u>Cont</u>
<u>Criminal</u>						
Capias	CA	2	3	3	1	2
Felony	F	4	12	12	6	6
Misdemeanor	M	13	36	37	18	19
Show Cause	SC	5	10	10	5	5
Criminal Total		24	61	62	30	32
<u>Traffic</u>						
Capias	CA	2	2	2	1	1
Civil Violation	CV	0	1	1	1	-
Felony	F	1	2	2	0	2
Infraction	I	101	84	135	108	27
Misdemeanor	M	18	49	49	24	25
Show Cause	SC	2	9	9	2	7
Traffic Total		124	147	198	136	62
<u>Civil</u>						
Abstract	AJ	1	0	1	1	-
Garnishment	GA	8	0	8	8	-
Protective Order	PO	1	0	1	1	-
Unlawful Detainer	UD	5	4	5	4	1
Warrant in Debt	WD	5	7	10	9	1
Civil Total		20	11	25	23	2
Patrick Totals		168	219	285	189	96



CASELOAD STATISTICS OF THE GENERAL DISTRICT COURTS

February 2018

		<u>Filings</u>	<u>Hearings</u>	<u>Transactions</u>	<u>Concluded</u>	<u>Cont</u>
<u>Criminal</u>						
Capias	CA	1	3	3	2	1
Felony	F	3	28	29	15	14
Misdemeanor	M	19	64	65	27	38
Show Cause	SC	2	2	2	0	2
Criminal Total		25	97	99	44	55
<u>Traffic</u>						
Capias	CA	1	2	2	1	1
Civil Violation	CV	0	1	1	1	-
Infraction	I	105	95	134	106	28
Misdemeanor	M	26	60	60	36	24
Show Cause	SC	7	9	9	2	7
Traffic Total		139	167	206	146	60
<u>Civil</u>						
Garnishment	GA	10	3	13	10	3
Prelim Prot Order	PP	2	0	2	2	-
Unlawful Detainer	UD	4	1	4	4	-
Warrant in Debt	WD	44	43	51	38	13
Civil Total		60	47	70	54	16
Patrick Totals		224	311	375	244	131



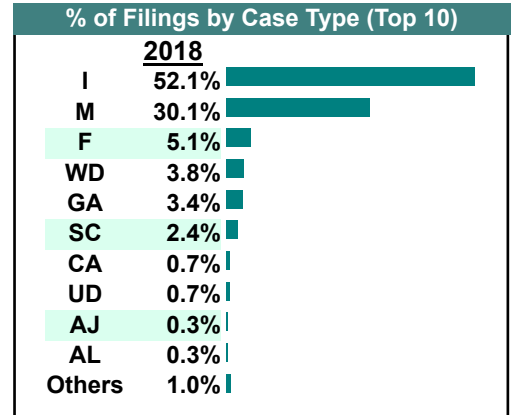
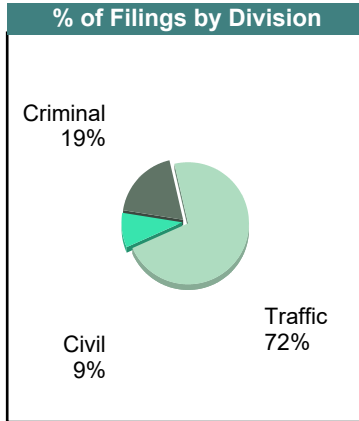
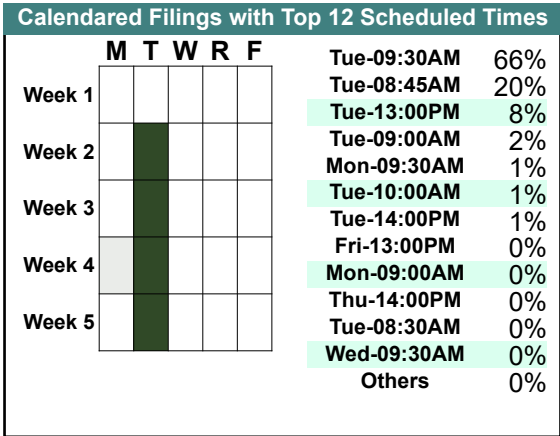
CASELOAD STATISTICS OF THE GENERAL DISTRICT COURTS

January 2018

Patrick

District: 21

		<u>Filings</u>	<u>Hearings</u>	<u>Transactions</u>	<u>Concluded</u>	<u>Cont</u>
<u>Criminal</u>						
Capias	CA	2	3	3	1	2
Civil Violation	CV	0	2	2	2	-
Felony	F	14	43	43	8	35
Misdemeanor	M	38	66	68	36	32
Show Cause	SC	1	5	5	2	3
Criminal Total		55	119	121	49	72
<u>Traffic</u>						
Civil Violation	CV	1	3	3	0	3
Felony	F	1	3	3	1	2
Infraction	I	152	123	187	148	39
Misdemeanor	M	50	88	88	46	42
Show Cause	SC	6	9	9	5	4
Traffic Total		210	226	290	200	90
<u>Civil</u>						
Abstract	AJ	1	0	1	1	-
Admin License	AL	1	0	1	1	-
Detinue	DT	1	1	1	1	-
Garnishment	GA	10	1	12	11	1
Prelim Prot Order	PP	1	1	2	1	1
Unlawful Detainer	UD	2	3	3	3	-
Warrant in Debt	WD	11	11	14	11	3
Civil Total		27	17	34	29	5
Patrick Totals		292	362	445	278	167



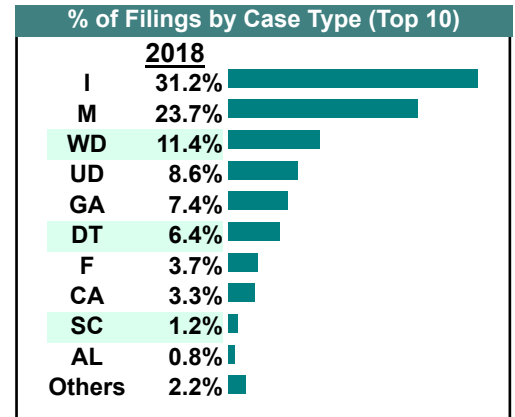
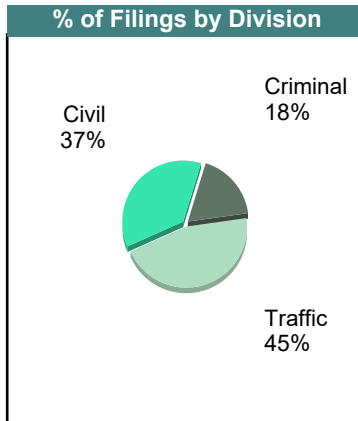
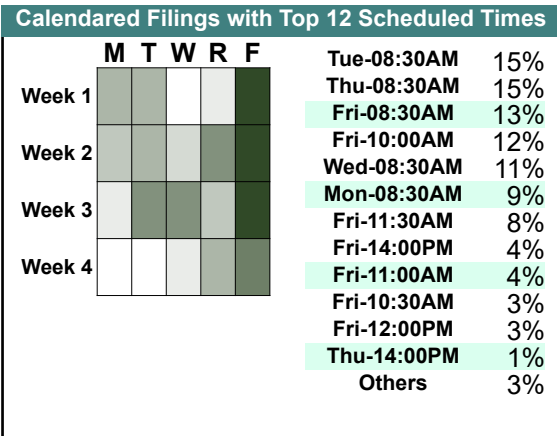
Filings by Court & Division

	<u>Henry</u>		<u>Martinsville</u>		<u>Patrick</u>		<u>Total</u>
C Misdemeanor	1,106	50%	842	38%	286	13%	2,234
Felony	563	54%	388	38%	83	8%	1,034
Show Cause	127	49%	106	41%	26	10%	259
Capias	115	56%	68	33%	24	12%	207
Civil Violation	7	47%	4	27%	4	27%	15
Total	1,918	51%	1,408	38%	423	11%	3,749
T Infraction	4,637	56%	2,153	26%	1,514	18%	8,304
Misdemeanor	1,564	54%	943	32%	405	14%	2,912
Show Cause	145	50%	105	36%	40	14%	290
Capias	137	59%	77	33%	19	8%	233
Felony	34	64%	16	30%	3	6%	53
Civil Violation	13	48%	11	41%	3	11%	27
Total	6,530	55%	3,305	28%	1,984	17%	11,819
V Warrant in Debt	1,344	64%	478	23%	265	13%	2,087
Garnishment	611	46%	615	46%	105	8%	1,331
Unlawful Detainer	398	42%	482	51%	64	7%	944
Detinue	194	95%	7	3%	4	2%	205
Prelim Prot Order	76	68%	19	17%	16	14%	111
Protective Order	66	71%	17	18%	10	11%	93
Admin License	29	37%	38	48%	12	15%	79
Interrogatory	39	87%	5	11%	1	2%	45
Impoundment	13	33%	24	62%	2	5%	39
Abstract	11	46%	7	29%	6	25%	24
Other	11	55%	8	40%	1	5%	20
Tenants Assertion	2	67%	1	33%	-	0%	3
Motion for Judgment	-	0%	2	100%	-	0%	2
Overweight	2	100%	-	0%	-	0%	2
Petition-Restore Arms	1	50%	-	0%	1	50%	2
Show Cause	1	100%	-	0%	-	0%	1
Total	2,798	56%	1,703	34%	487	10%	4,988
Total	11,246	55%	6,416	31%	2,894	14%	20,556

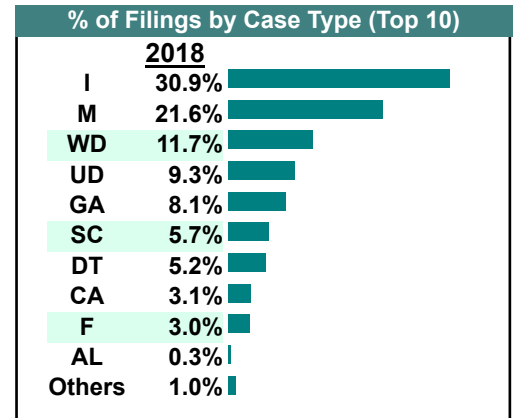
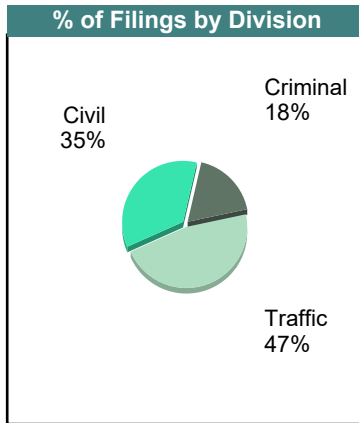
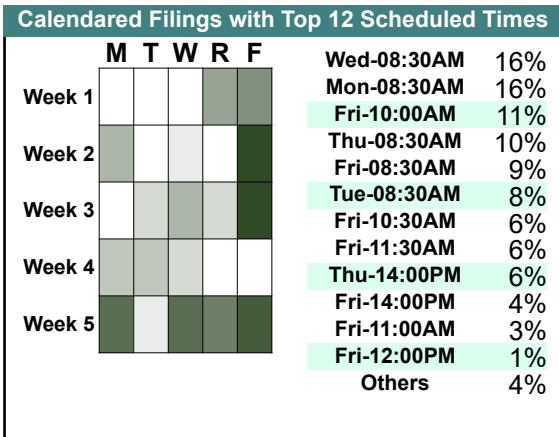
CASELOAD STATISTICS OF THE GENERAL DISTRICT COURTS

December 2018

		<u>Filings</u>	<u>Hearings</u>	<u>Transactions</u>	<u>Concluded</u>	<u>Cont</u>
<u>Criminal</u>						
Capias	CA	27	69	69	28	41
Civil Violation	CV	4	10	10	3	7
Felony	F	46	133	133	29	104
Misdemeanor	M	154	427	431	156	275
Motion	MO	2	2	2	2	-
Show Cause	SC	16	25	25	18	7
Criminal Total		249	666	670	236	434
<u>Traffic</u>						
Capias	CA	19	83	83	33	50
Felony	F	5	14	14	3	11
Infraction	I	430	538	653	434	219
Misdemeanor	M	172	440	440	155	285
Show Cause	SC	0	4	4	3	1
Traffic Total		626	1,079	1,194	628	566
<u>Civil</u>						
Abstract	AJ	4	0	4	4	-
Admin License	AL	11	1	11	10	1
Bond Forfeiture	BF	2	4	8	4	4
Detinue	DT	88	99	118	66	52
Garnishment	GA	102	1	103	102	1
Interrogatory	IN	1	0	1	1	-
Motion for Judgment	MJ	5	3	5	4	1
Other	OT	1	0	1	1	-
Protective Order	PO	5	0	5	5	-
Prelim Prot Order	PP	7	0	7	7	-
Show Cause	SC	1	1	1	0	1
Unlawful Detainer	UD	119	87	128	115	13
Warrant in Debt	WD	157	172	199	164	35
Civil Total		503	368	591	483	108
Danville Totals		1,378	2,113	2,455	1,347	1,108



		Filings	Hearings	Transactions	Concluded	Cont
<u>Criminal</u>						
Capias	CA	21	90	90	37	53
Civil Violation	CV	5	11	11	4	7
Felony	F	48	165	165	53	112
Misdemeanor	M	176	463	469	190	279
Motion	MO	1	1	1	1	-
Show Cause	SC	44	56	56	44	12
Criminal Total		295	786	792	329	463
<u>Traffic</u>						
Capias	CA	30	84	84	30	54
Felony	F	2	12	12	3	9
Infraction	I	508	523	678	517	161
Misdemeanor	M	179	436	436	172	264
Restricted O/L	RL	2	2	2	2	-
Show Cause	SC	48	54	54	44	10
Traffic Total		769	1,111	1,266	768	498
<u>Civil</u>						
Abstract	AJ	2	0	2	2	-
Admin License	AL	5	0	5	5	-
Bond Forfeiture	BF	5	5	5	0	5
Detinue	DT	86	106	135	82	53
Garnishment	GA	133	1	135	134	1
Interrogatory	IN	0	0	1	1	-
Protective Order	PO	1	0	2	2	-
Prelim Prot Order	PP	1	0	1	1	-
Show Cause	SC	1	0	1	1	-
Unlawful Detainer	UD	153	118	168	160	8
Warrant in Debt	WD	193	220	265	203	62
Civil Total		580	450	720	591	129
Danville Totals		1,644	2,347	2,778	1,688	1,090



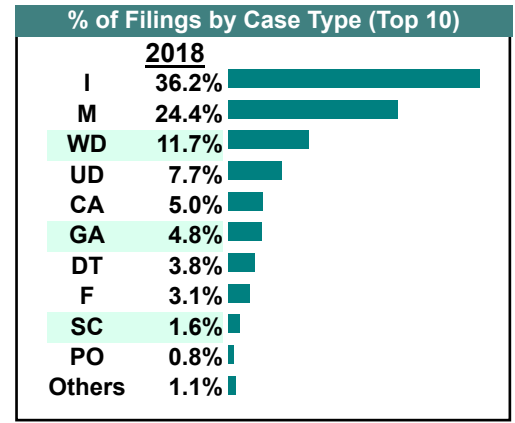
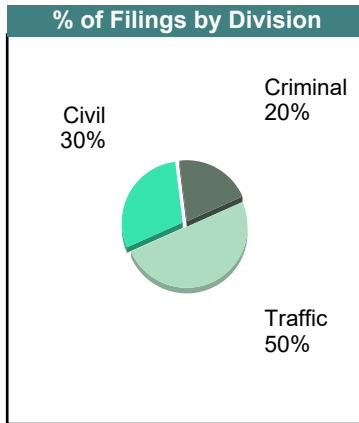
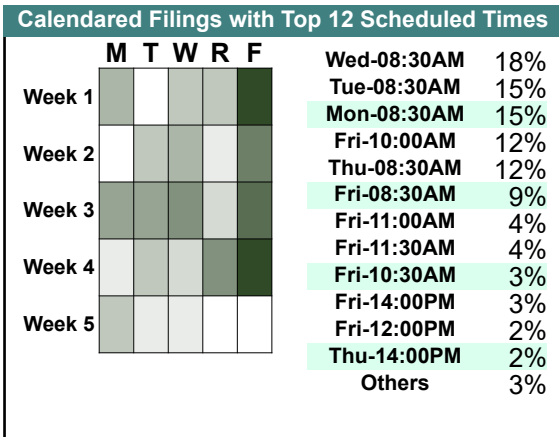
CASELOAD STATISTICS OF THE GENERAL DISTRICT COURTS

October 2018

Danville

District: 22

		<u>Filings</u>	<u>Hearings</u>	<u>Transactions</u>	<u>Concluded</u>	<u>Cont</u>
<u>Criminal</u>						
Capias	CA	45	115	115	38	77
Civil Violation	CV	1	5	5	1	4
Felony	F	48	149	149	31	118
Misdemeanor	M	204	594	599	229	370
Motion	MO	1	1	1	1	-
Show Cause	SC	26	35	35	27	8
Criminal Total		325	899	904	327	577
<u>Traffic</u>						
Capias	CA	34	101	101	34	67
Felony	F	1	11	11	4	7
Infraction	I	577	698	868	590	278
Misdemeanor	M	185	573	573	260	313
Show Cause	SC	0	5	5	3	2
Traffic Total		797	1,388	1,558	891	667
<u>Civil</u>						
Abstract	AJ	1	0	1	1	-
Admin License	AL	5	0	6	6	-
Bond Forfeiture	BF	0	0	1	1	-
Detinue	DT	61	101	128	64	64
Garnishment	GA	76	14	90	76	14
Interrogatory	IN	2	1	2	1	1
Motion for Judgment	MJ	0	0	2	2	-
Protective Order	PO	12	4	13	9	4
Prelim Prot Order	PP	7	0	7	7	-
Tenants Assertion	TA	0	2	2	1	1
Unlawful Detainer	UD	123	114	159	119	40
Warrant in Debt	WD	186	215	255	183	72
Civil Total		473	451	666	470	196
Danville Totals		1,595	2,738	3,128	1,688	1,440



CASELOAD STATISTICS OF THE GENERAL DISTRICT COURTS


September 2018

Danville

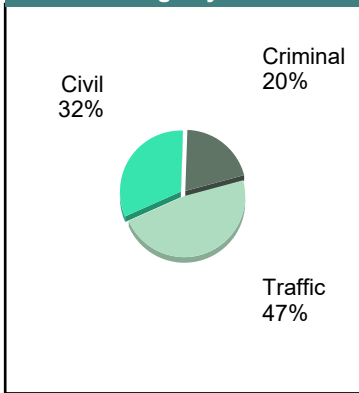
District: 22

		<u>Filings</u>	<u>Hearings</u>	<u>Transactions</u>	<u>Concluded</u>	<u>Cont</u>
<u>Criminal</u>						
Capias	CA	31	87	87	32	55
Civil Violation	CV	2	8	8	3	5
Felony	F	46	135	135	45	90
Misdemeanor	M	184	510	515	226	289
Motion	MO	1	1	1	1	-
Show Cause	SC	41	51	51	40	11
Criminal Total		305	792	797	347	450
<u>Traffic</u>						
Capias	CA	35	87	87	33	54
Civil Violation	CV	1	1	1	1	-
Felony	F	1	21	21	9	12
Infraction	I	435	496	611	427	184
Misdemeanor	M	194	470	470	168	302
Show Cause	SC	49	61	61	53	8
Traffic Total		715	1,136	1,251	691	560
<u>Civil</u>						
Admin License	AL	3	0	3	3	-
Bond Forfeiture	BF	2	2	4	2	2
Detinue	DT	70	66	85	55	30
Garnishment	GA	104	2	104	102	2
Interrogatory	IN	1	0	1	1	-
Protective Order	PO	3	0	4	4	-
Prelim Prot Order	PP	6	0	6	6	-
Tenants Assertion	TA	1	1	1	0	1
Unlawful Detainer	UD	98	79	114	103	11
Warrant in Debt	WD	199	214	256	196	60
Civil Total		487	364	578	472	106
Danville Totals		1,507	2,292	2,626	1,510	1,116

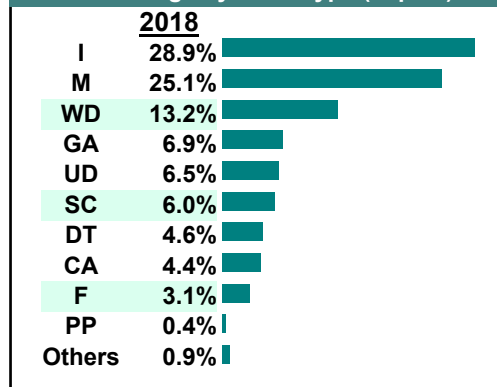
Calendared Filings with Top 12 Scheduled Times



% of Filings by Division

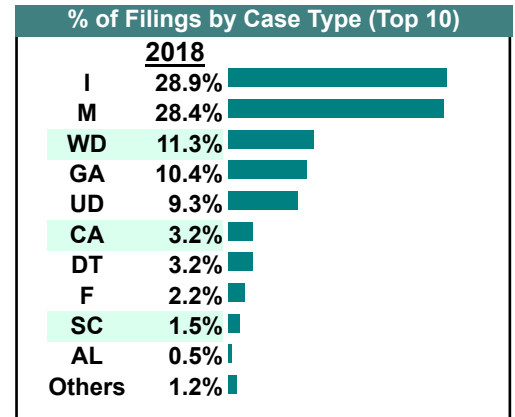
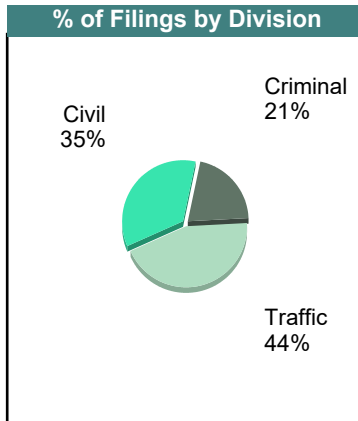
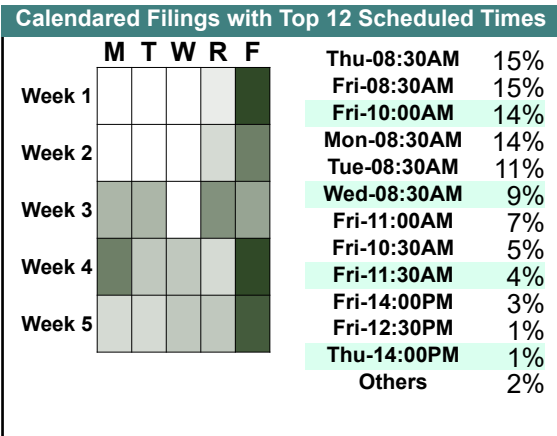


% of Filings by Case Type (Top 10)

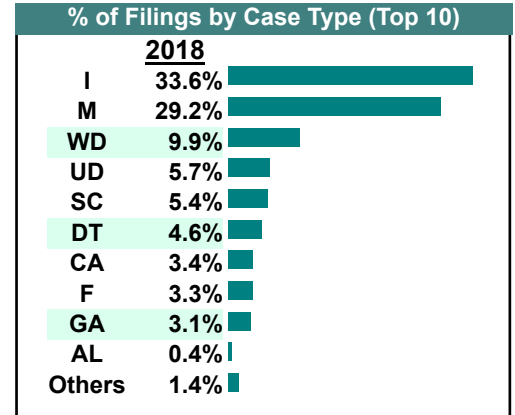
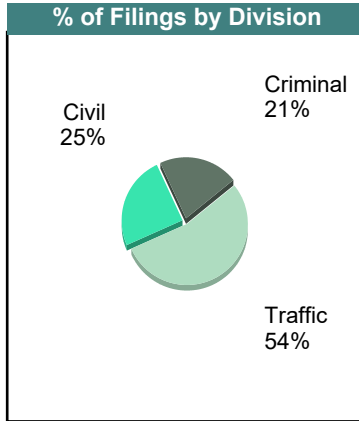
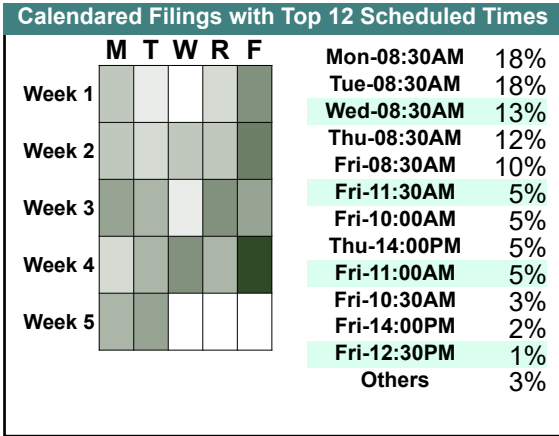


CASELOAD STATISTICS OF THE GENERAL DISTRICT COURTS

		<u>Filings</u>	<u>Hearings</u>	<u>Transactions</u>	<u>Concluded</u>	<u>Cont</u>
<u>Criminal</u>						
Capias	CA	31	75	75	20	55
Civil Violation	CV	6	13	13	8	5
Felony	F	33	133	133	67	66
Misdemeanor	M	261	556	564	247	317
Motion	MO	4	4	4	4	-
Show Cause	SC	24	29	29	24	5
Criminal Total		359	810	818	370	448
<u>Traffic</u>						
Capias	CA	25	63	63	26	37
Felony	F	5	13	13	3	10
Infraction	I	502	546	688	496	192
Misdemeanor	M	233	500	500	206	294
Restricted O/L	RL	1	1	1	1	-
Show Cause	SC	2	7	7	4	3
Traffic Total		768	1,130	1,272	736	536
<u>Civil</u>						
Admin License	AL	8	1	8	7	1
Bond Forfeiture	BF	1	1	1	0	1
Counter Claim	CC	1	1	1	1	-
Detinue	DT	56	68	83	70	13
Garnishment	GA	180	1	180	179	1
Motion for Judgment	MJ	2	5	5	3	2
Protective Order	PO	2	0	2	2	-
Prelim Prot Order	PP	3	0	3	3	-
Unlawful Detainer	UD	161	107	171	157	14
Warrant in Debt	WD	196	195	243	194	49
Civil Total		610	379	697	616	81
Danville Totals		1,737	2,319	2,787	1,722	1,065



		<u>Filings</u>	<u>Hearings</u>	<u>Transactions</u>	<u>Concluded</u>	<u>Cont</u>
<u>Criminal</u>						
Capias	CA	24	58	58	20	38
Civil Violation	CV	6	15	15	10	5
Felony	F	43	165	166	67	99
Misdemeanor	M	229	520	527	238	289
Motion	MO	1	1	1	1	-
Show Cause	SC	53	56	56	44	12
Criminal Total		356	815	823	380	443
<u>Traffic</u>						
Capias	CA	33	103	103	49	54
Felony	F	13	27	27	4	23
Infraction	I	561	615	763	523	240
Misdemeanor	M	260	522	522	205	317
Show Cause	SC	37	38	38	30	8
Traffic Total		904	1,305	1,453	811	642
<u>Civil</u>						
Admin License	AL	7	0	7	7	-
Bond Forfeiture	BF	3	3	5	2	3
Counter Claim	CC	1	1	1	1	-
Detinue	DT	77	89	107	79	28
Garnishment	GA	51	0	52	52	-
Impoundment	IM	1	0	1	1	-
Motion for Judgment	MJ	0	0	1	1	-
Protective Order	PO	6	0	6	6	-
Prelim Prot Order	PP	6	0	6	6	-
Unlawful Detainer	UD	95	72	107	93	14
Warrant in Debt	WD	165	166	214	166	48
Civil Total		412	331	507	414	93
Danville Totals		1,672	2,451	2,783	1,605	1,178



CASELOAD STATISTICS OF THE GENERAL DISTRICT COURTS

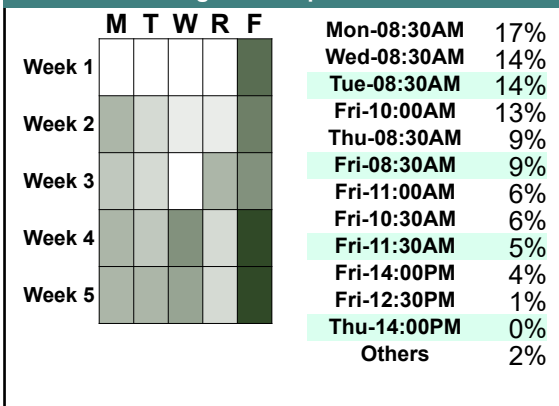
June 2018

Danville

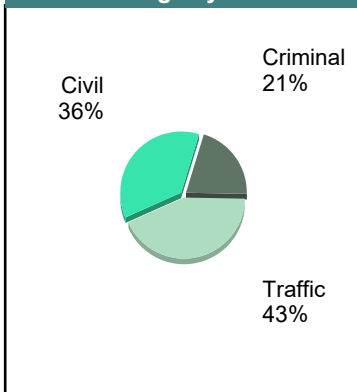
District: 22

		<u>Filings</u>	<u>Hearings</u>	<u>Transactions</u>	<u>Concluded</u>	<u>Cont</u>
<u>Criminal</u>						
Capias	CA	23	76	76	24	52
Civil Violation	CV	10	16	16	8	8
Felony	F	64	162	162	40	122
Misdemeanor	M	267	586	592	220	372
Motion	MO	3	3	3	3	-
Show Cause	SC	10	18	18	16	2
Criminal Total		377	861	867	311	556
<u>Traffic</u>						
Capias	CA	23	89	89	28	61
Felony	F	6	21	22	6	16
Infraction	I	528	592	752	521	231
Misdemeanor	M	225	527	527	194	333
Show Cause	SC	1	1	1	0	1
Traffic Total		783	1,230	1,391	749	642
<u>Civil</u>						
Abstract	AJ	1	0	1	1	-
Admin License	AL	7	0	7	7	-
Bond Forfeiture	BF	4	1	5	4	1
Detinue	DT	82	75	106	74	32
Garnishment	GA	156	2	159	157	2
Motion for Judgment	MJ	6	6	7	3	4
Protective Order	PO	6	0	6	6	-
Prelim Prot Order	PP	6	0	6	6	-
Unlawful Detainer	UD	166	114	181	167	14
Warrant in Debt	WD	228	243	293	223	70
Civil Total		662	441	771	648	123
Danville Totals		1,822	2,532	3,029	1,708	1,321

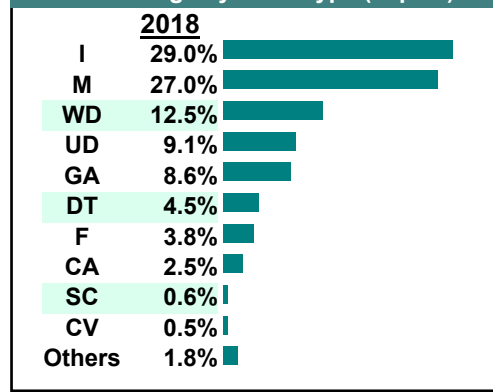
Calendar Filings with Top 12 Scheduled Times



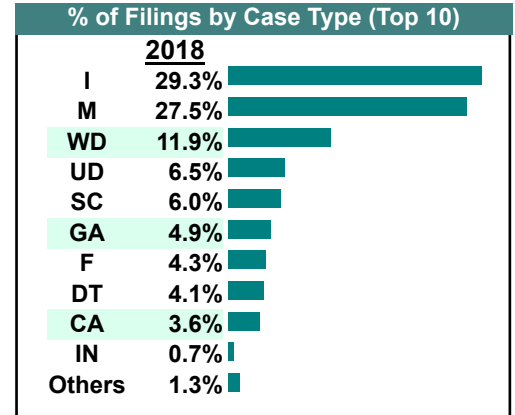
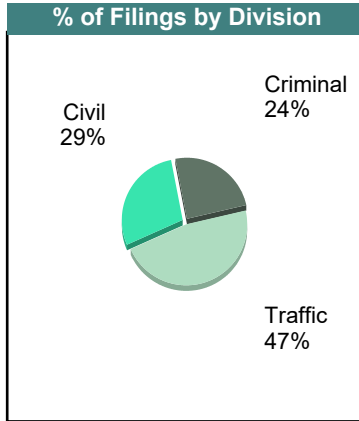
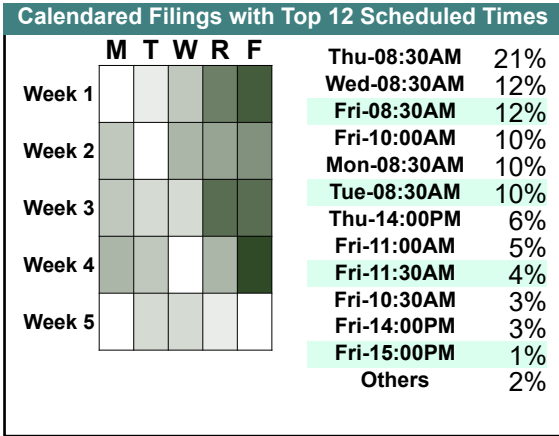
% of Filings by Division



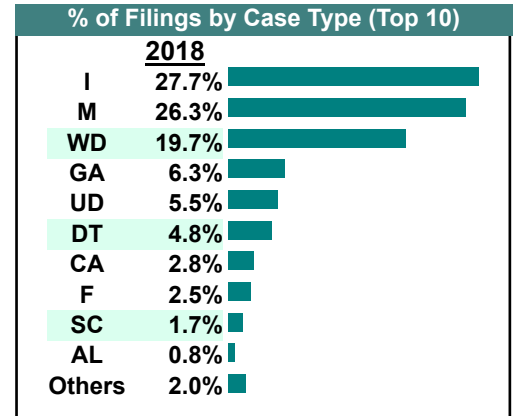
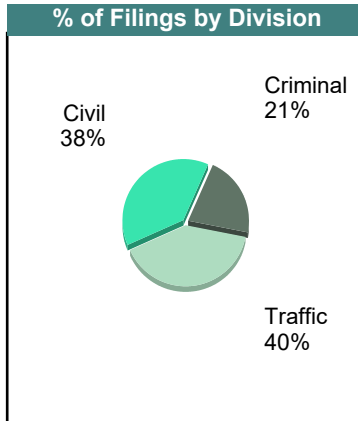
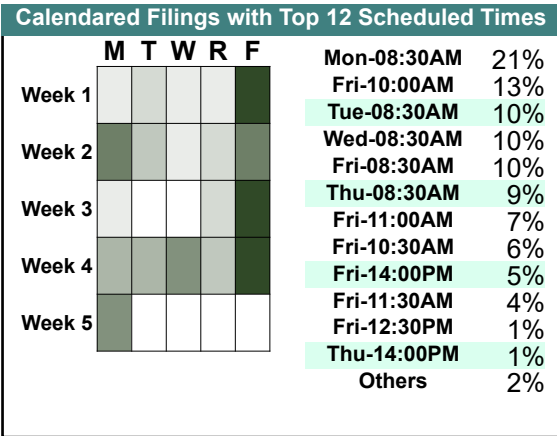
% of Filings by Case Type (Top 10)



		Filings	Hearings	Transactions	Concluded	Cont
<u>Criminal</u>						
Capias	CA	22	67	67	29	38
Civil Violation	CV	4	13	13	2	11
Felony	F	60	179	179	55	124
Misdemeanor	M	229	549	552	228	324
Motion	MO	4	4	4	4	-
Show Cause	SC	45	66	66	52	14
Criminal Total		364	878	881	370	511
<u>Traffic</u>						
Capias	CA	32	93	93	25	68
Felony	F	4	7	7	0	7
Infraction	I	437	499	616	434	182
Misdemeanor	M	181	423	423	184	239
Restricted O/L	RL	1	1	1	1	-
Show Cause	SC	45	46	46	40	6
Traffic Total		700	1,069	1,186	684	502
<u>Civil</u>						
Admin License	AL	4	0	4	4	-
Bond Forfeiture	BF	2	4	6	5	1
Counter Claim	CC	1	2	3	2	1
Detinue	DT	61	62	83	60	23
Garnishment	GA	73	1	73	72	1
Interrogatory	IN	10	1	11	10	1
Protective Order	PO	3	0	4	4	-
Prelim Prot Order	PP	1	0	1	1	-
Unlawful Detainer	UD	97	76	108	97	11
Warrant in Debt	WD	177	175	241	191	50
Civil Total		429	321	534	446	88
Danville Totals		1,493	2,268	2,601	1,500	1,101

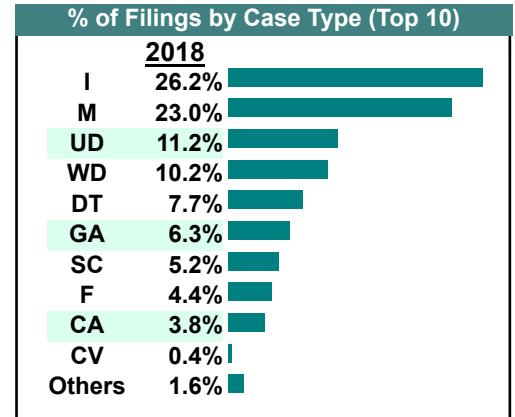
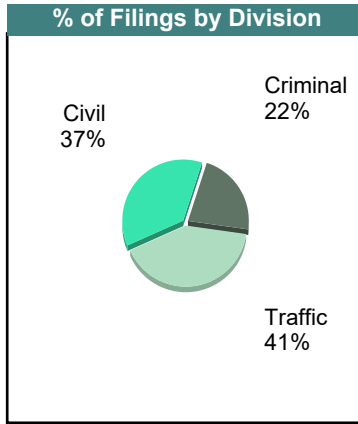
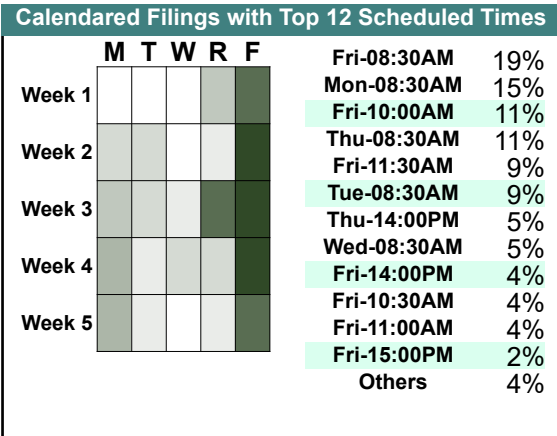


		Filings	Hearings	Transactions	Concluded	Cont
<u>Criminal</u>						
Capias	CA	20	71	71	30	41
Civil Violation	CV	5	10	10	3	7
Felony	F	34	172	172	62	110
Misdemeanor	M	244	497	503	223	280
Motion	MO	4	4	4	4	-
Show Cause	SC	26	40	40	23	17
Criminal Total		333	794	800	345	455
<u>Traffic</u>						
Capias	CA	24	81	81	37	44
Felony	F	5	9	9	1	8
Infraction	I	432	486	599	441	158
Misdemeanor	M	165	389	389	166	223
Motion	MO	2	2	2	2	-
Restricted O/L	RL	1	1	1	1	-
Show Cause	SC	0	1	1	1	-
Traffic Total		629	969	1,082	649	433
<u>Civil</u>						
Abstract	AJ	1	0	1	1	-
Admin License	AL	12	0	12	12	-
Bond Forfeiture	BF	3	3	5	3	2
Detinue	DT	75	83	120	94	26
Garnishment	GA	98	0	98	98	-
Impoundment	IM	2	0	2	2	-
Interrogatory	IN	2	0	2	2	-
Other	OT	1	0	1	1	-
Protective Order	PO	5	1	6	5	1
Prelim Prot Order	PP	5	1	6	5	1
Unlawful Detainer	UD	85	62	90	82	8
Warrant in Debt	WD	306	265	331	280	51
Civil Total		595	415	674	585	89
Danville Totals		1,557	2,178	2,556	1,579	977



CASELOAD STATISTICS OF THE GENERAL DISTRICT COURTS

		<u>Filings</u>	<u>Hearings</u>	<u>Transactions</u>	<u>Concluded</u>	<u>Cont</u>
<u>Criminal</u>						
Capias	CA	23	76	76	24	52
Civil Violation	CV	6	16	16	5	11
Felony	F	66	193	193	52	141
Misdemeanor	M	184	468	474	175	299
Motion	MO	3	3	3	3	-
Show Cause	SC	49	57	57	48	9
Criminal Total		331	813	819	307	512
<u>Traffic</u>						
Capias	CA	33	100	100	36	64
Felony	F	0	4	4	3	1
Infraction	I	390	499	590	381	209
Misdemeanor	M	158	423	423	170	253
Motion	MO	1	1	1	1	-
Restricted O/L	RL	1	1	1	1	-
Show Cause	SC	29	36	36	33	3
Traffic Total		612	1,064	1,155	625	530
<u>Civil</u>						
Abstract	AJ	2	0	2	2	-
Admin License	AL	5	0	5	5	-
Attachment	AT	0	0	1	1	-
Bond Forfeiture	BF	1	3	3	1	2
Counter Claim	CC	1	1	1	1	-
Detinue	DT	114	103	146	95	51
Garnishment	GA	94	1	95	94	1
Impoundment	IM	1	0	1	1	-
Interrogatory	IN	2	0	2	2	-
Other	OT	1	0	1	1	-
Protective Order	PO	4	1	5	4	1
Prelim Prot Order	PP	2	0	3	3	-
Unlawful Detainer	UD	167	102	182	168	14
Warrant in Debt	WD	152	142	199	160	39
Civil Total		546	353	646	538	108
Danville Totals		1,489	2,230	2,620	1,470	1,150



CASELOAD STATISTICS OF THE GENERAL DISTRICT COURTS

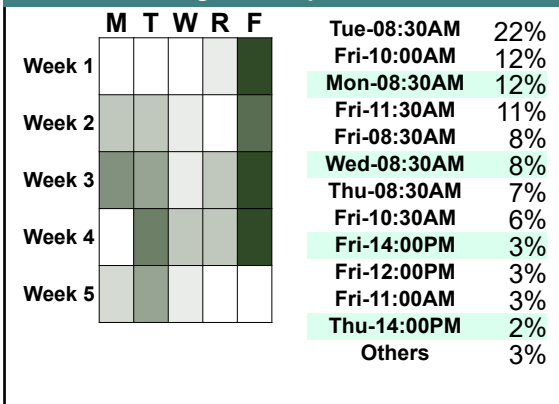
February 2018

Danville

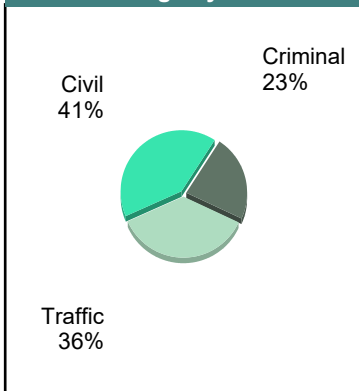
District: 22

		<u>Filings</u>	<u>Hearings</u>	<u>Transactions</u>	<u>Concluded</u>	<u>Cont</u>
<u>Criminal</u>						
Capias	CA	19	82	82	32	50
Civil Violation	CV	5	11	11	4	7
Felony	F	52	197	197	60	137
Misdemeanor	M	200	513	515	210	305
Motion	MO	5	5	5	5	-
Show Cause	SC	26	35	35	25	10
Criminal Total		307	843	845	336	509
<u>Traffic</u>						
Capias	CA	20	78	78	26	52
Felony	F	2	5	5	1	4
Infraction	I	321	388	459	292	167
Misdemeanor	M	143	337	337	126	211
Restricted O/L	RL	1	1	1	1	-
Show Cause	SC	2	6	6	4	2
Traffic Total		489	815	886	450	436
<u>Civil</u>						
Admin License	AL	3	0	3	3	-
Attachment	AT	1	1	1	0	1
Bond Forfeiture	BF	0	0	1	1	-
Counter Claim	CC	2	1	3	2	1
Detinue	DT	112	104	138	101	37
Garnishment	GA	109	3	112	109	3
Protective Order	PO	6	1	8	7	1
Prelim Prot Order	PP	4	0	5	5	-
Petition-Restore Arms	PR	1	0	1	1	-
Tenants Assertion	TA	1	0	1	1	-
Unlawful Detainer	UD	164	118	172	161	11
Warrant in Debt	WD	148	141	187	145	42
Civil Total		551	369	632	536	96
Danville Totals		1,347	2,027	2,363	1,322	1,041

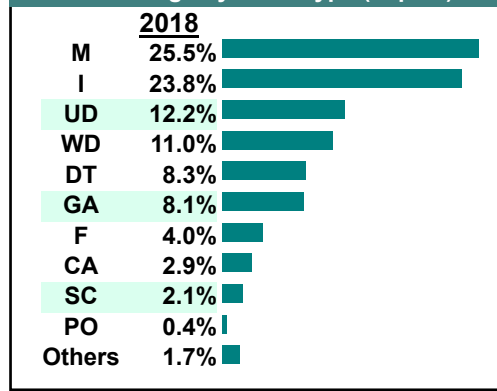
Calendared Filings with Top 12 Scheduled Times



% of Filings by Division



% of Filings by Case Type (Top 10)



CASELOAD STATISTICS OF THE GENERAL DISTRICT COURTS

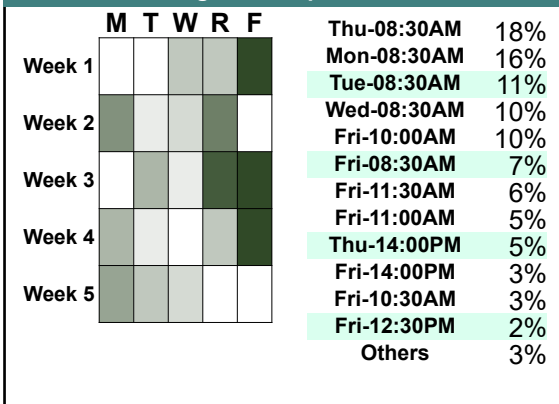
January 2018

Danville

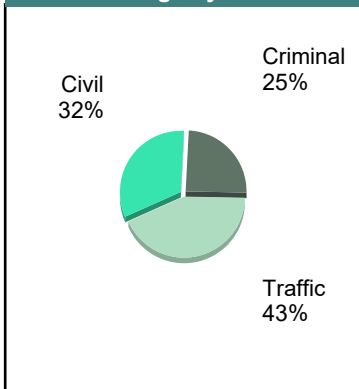
District: 22

		<u>Filings</u>	<u>Hearings</u>	<u>Transactions</u>	<u>Concluded</u>	<u>Cont</u>
<u>Criminal</u>						
Capias	CA	30	86	86	25	61
Civil Violation	CV	5	8	8	3	5
Felony	F	44	155	155	52	103
Misdemeanor	M	190	480	484	201	283
Motion	MO	6	6	6	6	-
Show Cause	SC	26	38	38	30	8
Criminal Total		301	773	777	317	460
<u>Traffic</u>						
Capias	CA	30	94	94	25	69
Felony	F	0	2	2	0	2
Infraction	I	293	371	445	270	175
Misdemeanor	M	162	404	404	129	275
Restricted O/L	RL	1	1	1	1	-
Show Cause	SC	39	42	42	34	8
Traffic Total		525	914	988	459	529
<u>Civil</u>						
Admin License	AL	10	0	10	10	-
Bond Forfeiture	BF	2	3	4	2	2
Counter Claim	CC	1	1	2	1	1
Detinue	DT	69	109	146	80	66
Garnishment	GA	76	1	76	75	1
Interrogatory	IN	0	0	1	1	-
Protective Order	PO	3	2	4	2	2
Prelim Prot Order	PP	6	2	7	5	2
Petition-Restore Arms	PR	1	0	1	1	-
Show Cause	SC	1	0	1	1	-
Unlawful Detainer	UD	99	79	108	101	7
Warrant in Debt	WD	129	144	196	152	44
Civil Total		397	341	556	431	125
Danville Totals		1,223	2,028	2,321	1,207	1,114

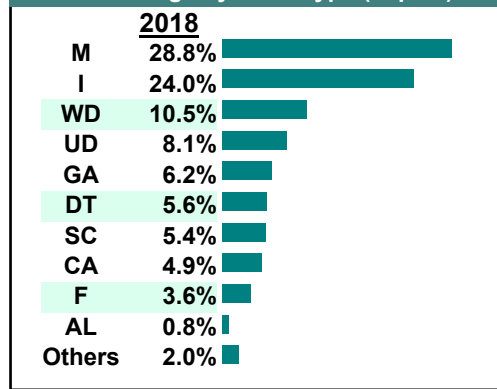
Calendared Filings with Top 12 Scheduled Times



% of Filings by Division



% of Filings by Case Type (Top 10)

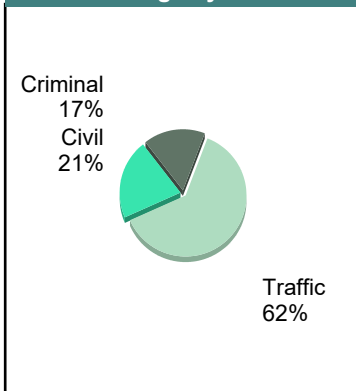


		<u>Filings</u>	<u>Hearings</u>	<u>Transactions</u>	<u>Concluded</u>	<u>Cont</u>
<u>Criminal</u>						
Capias	CA	19	50	50	14	36
Civil Violation	CV	1	8	8	2	6
Felony	F	22	98	98	32	66
Misdemeanor	M	102	261	269	109	160
Show Cause	SC	7	18	18	9	9
Criminal Total		151	435	443	166	277
<u>Traffic</u>						
Capias	CA	21	56	56	19	37
Felony	F	1	5	5	0	5
Infraction	I	442	322	495	414	81
Misdemeanor	M	107	209	210	90	120
Traffic Total		571	592	766	523	243
<u>Civil</u>						
Abstract	AJ	1	0	1	1	-
Admin License	AL	8	0	8	8	-
Bond Forfeiture	BF	2	3	4	1	3
Counter Claim	CC	1	1	1	1	-
Detinue	DT	8	14	18	16	2
Garnishment	GA	35	0	35	35	-
Impoundment	IM	1	0	1	1	-
Interrogatory	IN	4	1	12	11	1
Overweight	OC	3	0	3	3	-
Prelim Prot Order	PP	0	1	1	0	1
Show Cause	SC	0	1	1	0	1
Unlawful Detainer	UD	16	14	17	15	2
Warrant in Debt	WD	114	114	144	110	34
Civil Total		193	149	246	202	44
Franklin County Totals		915	1,176	1,455	891	564

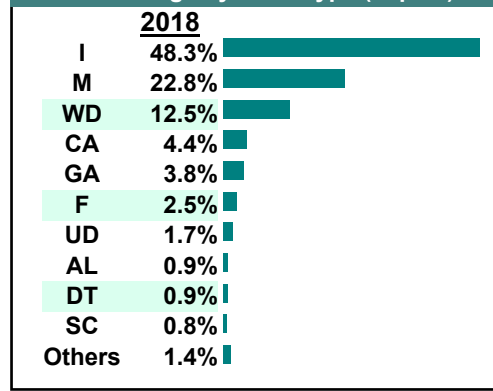
Calendared Filings with Top 12 Scheduled Times

	M	T	W	R	F		
Week 1						Wed-08:30AM	42%
						Thu-08:30AM	34%
						Fri-08:30AM	12%
Week 2						Fri-10:00AM	5%
						Fri-08:31AM	4%
Week 3						Tue-08:30AM	1%
						Mon-08:30AM	0%
Week 4						Thu-09:00AM	0%
						Wed-08:45AM	0%
						Fri-11:00AM	0%
						Thu-14:15PM	0%
						Thu-15:00PM	0%
						Others	0%

% of Filings by Division

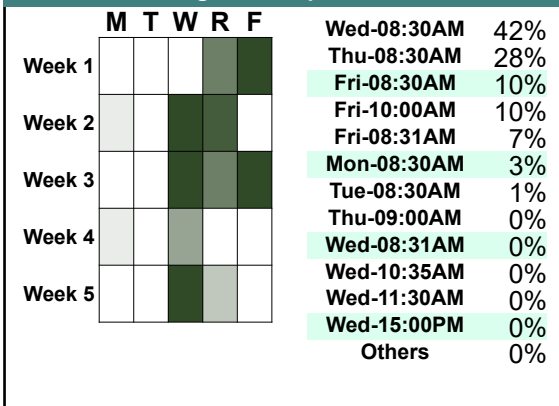


% of Filings by Case Type (Top 10)

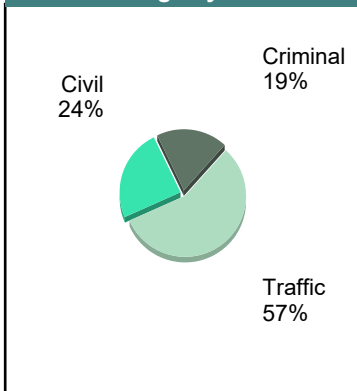


		<u>Filings</u>	<u>Hearings</u>	<u>Transactions</u>	<u>Concluded</u>	<u>Cont</u>
<u>Criminal</u>						
Capias	CA	20	50	50	10	40
Civil Violation	CV	1	5	5	3	2
Felony	F	44	151	151	31	120
Misdemeanor	M	107	295	302	117	185
Show Cause	SC	11	26	26	15	11
Criminal Total		183	527	534	176	358
<u>Traffic</u>						
Capias	CA	14	40	40	11	29
Felony	F	6	14	14	3	11
Infraction	I	415	305	481	421	60
Misdemeanor	M	115	220	220	107	113
Show Cause	SC	1	3	3	2	1
Traffic Total		551	582	758	544	214
<u>Civil</u>						
Abstract	AJ	1	0	1	1	-
Admin License	AL	4	0	4	4	-
Bond Forfeiture	BF	0	1	3	2	1
Detinue	DT	12	11	13	5	8
Garnishment	GA	66	0	68	68	-
Interrogatory	IN	8	2	10	8	2
Motion for Judgment	MJ	0	0	1	1	-
Protective Order	PO	1	0	1	1	-
Prelim Prot Order	PP	2	0	4	4	-
Show Cause	SC	1	1	1	0	1
Unlawful Detainer	UD	17	16	22	21	1
Warrant in Debt	WD	126	128	149	120	29
Civil Total		238	159	277	235	42
Franklin County Totals		972	1,268	1,569	955	614

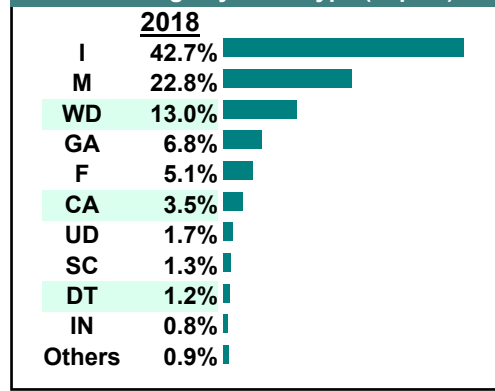
Calendared Filings with Top 12 Scheduled Times



% of Filings by Division

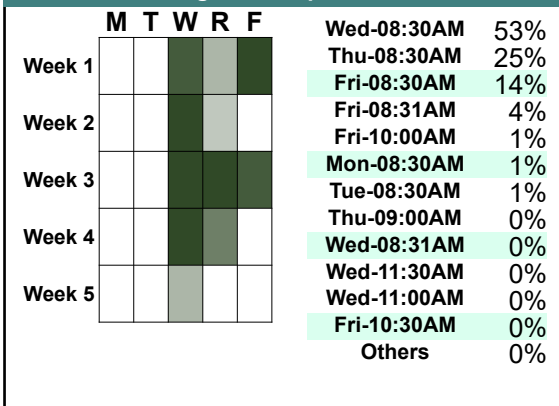


% of Filings by Case Type (Top 10)

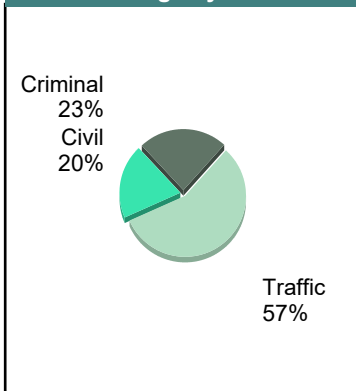


		<u>Filings</u>	<u>Hearings</u>	<u>Transactions</u>	<u>Concluded</u>	<u>Cont</u>
<u>Criminal</u>						
Capias	CA	24	58	58	14	44
Civil Violation	CV	6	16	16	7	9
Felony	F	47	176	177	49	128
Misdemeanor	M	181	372	421	188	233
Show Cause	SC	15	23	23	9	14
Criminal Total		273	645	695	267	428
<u>Traffic</u>						
Capias	CA	22	69	69	25	44
Felony	F	2	11	11	4	7
Infraction	I	529	469	713	628	85
Misdemeanor	M	109	271	272	133	139
Traffic Total		662	820	1,065	790	275
<u>Civil</u>						
Abstract	AJ	1	0	1	1	-
Admin License	AL	9	0	9	9	-
Bond Forfeiture	BF	5	6	10	4	6
Detinue	DT	16	12	17	14	3
Garnishment	GA	46	2	47	45	2
Impoundment	IM	1	0	1	1	-
Interrogatory	IN	1	7	10	3	7
Motion for Judgment	MJ	0	1	1	0	1
Protective Order	PO	2	0	2	2	-
Prelim Prot Order	PP	3	1	3	2	1
Show Cause	SC	0	0	1	1	-
Unlawful Detainer	UD	25	19	26	20	6
Warrant in Debt	WD	122	114	152	124	28
Civil Total		231	162	280	226	54
Franklin County Totals		1,166	1,627	2,040	1,283	757

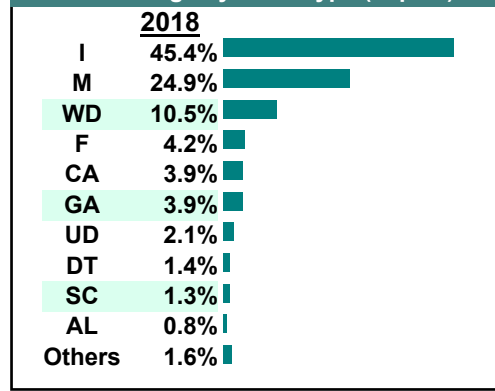
Calendared Filings with Top 12 Scheduled Times



% of Filings by Division



% of Filings by Case Type (Top 10)

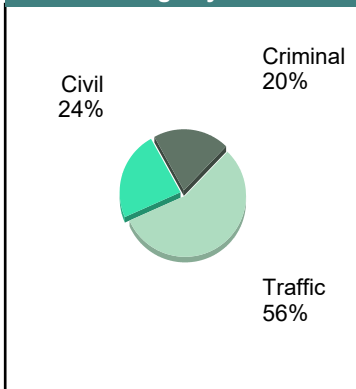


		<u>Filings</u>	<u>Hearings</u>	<u>Transactions</u>	<u>Concluded</u>	<u>Cont</u>
<u>Criminal</u>						
Capias	CA	14	39	39	14	25
Civil Violation	CV	7	11	12	4	8
Felony	F	59	181	183	48	135
Misdemeanor	M	142	309	326	121	205
Show Cause	SC	5	22	22	9	13
Criminal Total		227	562	582	196	386
<u>Traffic</u>						
Capias	CA	14	34	34	17	17
Felony	F	2	9	9	5	4
Infraction	I	495	401	616	512	104
Misdemeanor	M	115	233	235	103	132
Show Cause	SC	0	1	1	1	-
Traffic Total		626	678	895	638	257
<u>Civil</u>						
Admin License	AL	14	0	14	14	-
Bond Forfeiture	BF	5	4	6	2	4
Detinue	DT	1	0	2	2	-
Garnishment	GA	54	0	54	54	-
Impoundment	IM	1	0	1	1	-
Interrogatory	IN	13	6	20	14	6
Motion for Judgment	MJ	2	2	3	2	1
Protective Order	PO	1	0	1	1	-
Prelim Prot Order	PP	0	1	3	2	1
Petition-Restore Arms	PR	0	1	2	1	1
Unlawful Detainer	UD	26	22	27	26	1
Warrant in Debt	WD	148	148	183	148	35
Civil Total		265	184	316	267	49
Franklin County Totals		1,118	1,424	1,793	1,101	692

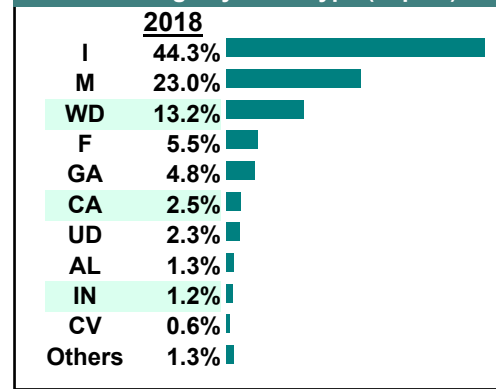
Calendared Filings with Top 12 Scheduled Times

	M	T	W	R	F		
Week 1						Wed-08:30AM	43%
						Thu-08:30AM	31%
						Fri-10:00AM	11%
Week 2						Fri-08:30AM	9%
						Fri-08:31AM	5%
Week 3						Tue-08:30AM	1%
						Mon-08:30AM	1%
Week 4						Thu-09:00AM	0%
						Wed-14:45PM	0%
						Fri-11:00AM	0%
						Fri-13:00PM	0%
						Fri-14:00PM	0%
						Others	0%

% of Filings by Division



% of Filings by Case Type (Top 10)

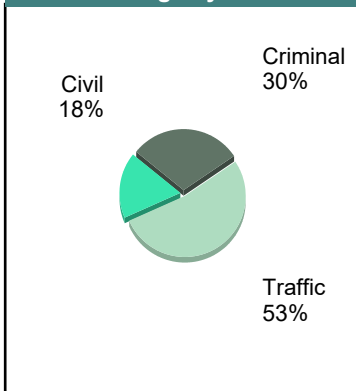


		<u>Filings</u>	<u>Hearings</u>	<u>Transactions</u>	<u>Concluded</u>	<u>Cont</u>
<u>Criminal</u>						
Capias	CA	18	44	44	17	27
Civil Violation	CV	13	14	21	10	11
Felony	F	58	213	214	72	142
Misdemeanor	M	279	448	522	256	266
Show Cause	SC	15	15	15	3	12
Criminal Total		383	734	816	358	458
<u>Traffic</u>						
Capias	CA	14	38	38	7	31
Felony	F	1	11	11	3	8
Infraction	I	547	475	642	463	179
Misdemeanor	M	117	244	244	96	148
Show Cause	SC	0	2	2	0	2
Traffic Total		679	770	937	569	368
<u>Civil</u>						
Admin License	AL	12	0	12	12	-
Bond Forfeiture	BF	3	2	4	2	2
Detinue	DT	12	10	20	19	1
Garnishment	GA	57	0	57	57	-
Impoundment	IM	1	0	1	1	-
Interrogatory	IN	5	7	9	2	7
Motion for Judgment	MJ	4	2	4	2	2
Other	OT	3	0	3	3	-
Protective Order	PO	2	0	2	2	-
Prelim Prot Order	PP	5	3	7	4	3
Unlawful Detainer	UD	19	22	23	21	2
Warrant in Debt	WD	104	97	127	102	25
Civil Total		227	143	269	227	42
Franklin County Totals		1,289	1,647	2,022	1,154	868

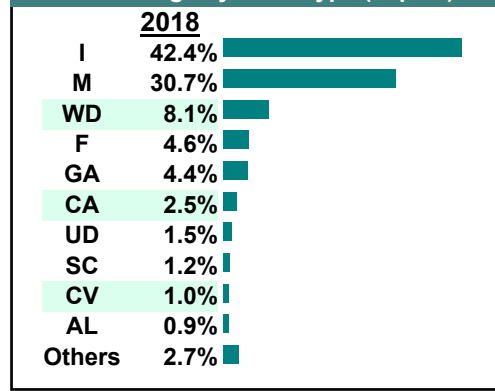
Calendared Filings with Top 12 Scheduled Times

	M	T	W	R	F		
Week 1						Thu-08:30AM	39%
						Wed-08:30AM	39%
Week 2						Fri-08:30AM	11%
						Fri-08:31AM	4%
Week 3						Mon-08:30AM	3%
						Fri-10:00AM	2%
Week 4						Tue-08:30AM	1%
						Thu-09:00AM	0%
Week 5						Wed-10:30AM	0%
						Fri-13:00PM	0%
						Wed-13:00PM	0%
						Fri-11:00AM	0%
						Others	0%

% of Filings by Division



% of Filings by Case Type (Top 10)



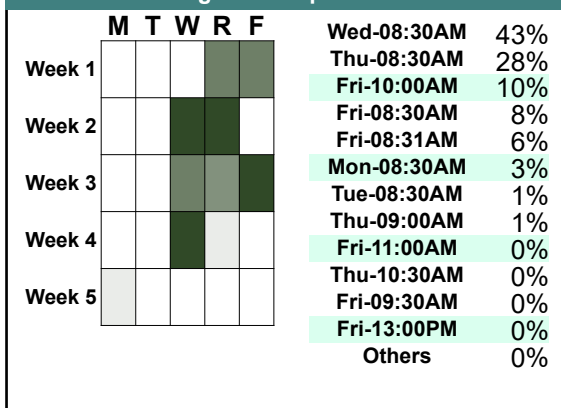
		<u>Filings</u>	<u>Hearings</u>	<u>Transactions</u>	<u>Concluded</u>	<u>Cont</u>
<u>Criminal</u>						
Capias	CA	12	39	39	13	26
Civil Violation	CV	5	9	9	2	7
Felony	F	47	126	126	24	102
Misdemeanor	M	126	269	281	100	181
Show Cause	SC	11	19	19	14	5
Criminal Total		201	462	474	153	321

		<u>Filings</u>	<u>Hearings</u>	<u>Transactions</u>	<u>Concluded</u>	<u>Cont</u>
<u>Traffic</u>						
Capias	CA	20	60	60	27	33
Felony	F	2	13	13	8	5
Infraction	I	528	364	606	538	68
Misdemeanor	M	100	202	203	96	107
Show Cause	SC	1	4	4	1	3
Traffic Total		651	643	886	670	216

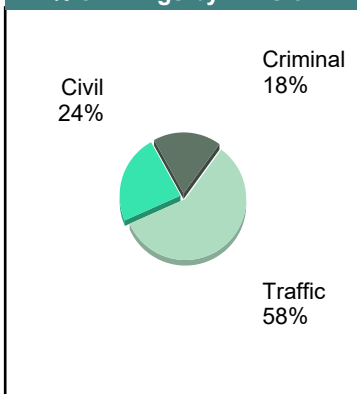
		<u>Filings</u>	<u>Hearings</u>	<u>Transactions</u>	<u>Concluded</u>	<u>Cont</u>
<u>Civil</u>						
Admin License	AL	11	0	11	11	-
Bond Forfeiture	BF	3	7	11	5	6
Detinue	DT	19	15	23	14	9
Garnishment	GA	70	0	70	70	-
Impoundment	IM	2	0	2	2	-
Interrogatory	IN	38	11	45	34	11
Motion for Judgment	MJ	0	0	1	1	-
Prelim Prot Order	PP	1	3	3	0	3
Petition-Restore Arms	PR	0	1	1	0	1
Unlawful Detainer	UD	15	16	18	13	5
Warrant in Debt	WD	104	96	128	109	19
Civil Total		263	149	313	259	54

Franklin County Totals		1,115	1,254	1,673	1,082	591
-------------------------------	--	--------------	--------------	--------------	--------------	------------

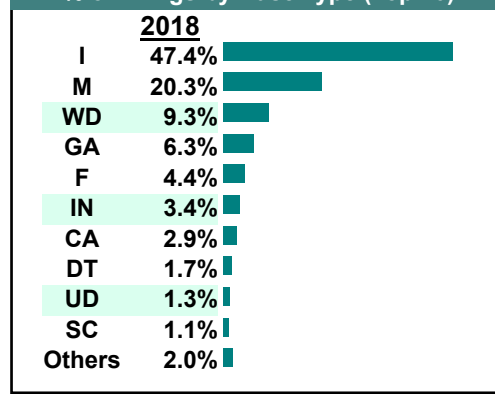
Calendarized Filings with Top 12 Scheduled Times



% of Filings by Division

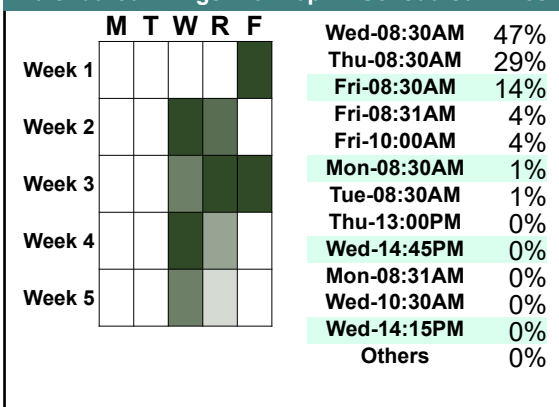


% of Filings by Case Type (Top 10)

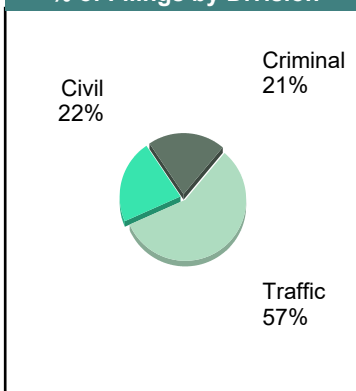


		<u>Filings</u>	<u>Hearings</u>	<u>Transactions</u>	<u>Concluded</u>	<u>Cont</u>
<u>Criminal</u>						
Capias	CA	14	41	41	7	34
Civil Violation	CV	6	10	12	4	8
Felony	F	58	185	186	42	144
Misdemeanor	M	151	352	372	139	233
Show Cause	SC	7	14	14	7	7
Criminal Total		236	602	625	199	426
<u>Traffic</u>						
Capias	CA	14	46	46	15	31
Felony	F	2	14	14	2	12
Infraction	I	519	392	589	496	93
Misdemeanor	M	120	220	220	91	129
Show Cause	SC	3	3	3	2	1
Traffic Total		658	675	872	606	266
<u>Civil</u>						
Abstract	AJ	2	0	2	2	-
Admin License	AL	5	0	5	5	-
Bond Forfeiture	BF	4	4	6	2	4
Detinue	DT	12	10	16	13	3
Garnishment	GA	52	1	53	52	1
Impoundment	IM	4	0	4	4	-
Interrogatory	IN	4	5	6	1	5
Motion for Judgment	MJ	2	2	2	1	1
Other	OT	1	0	1	1	-
Protective Order	PO	1	0	1	1	-
Prelim Prot Order	PP	2	2	3	1	2
Petition-Restore Arms	PR	1	1	2	1	1
Show Cause	SC	1	1	1	0	1
Unlawful Detainer	UD	27	29	31	29	2
Warrant in Debt	WD	136	130	170	142	28
Civil Total		254	185	303	255	48
Franklin County Totals		1,148	1,462	1,800	1,060	740

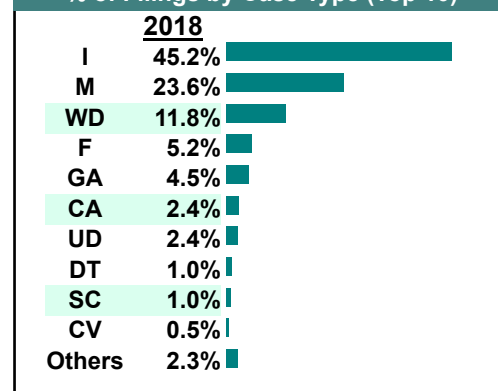
Calendared Filings with Top 12 Scheduled Times



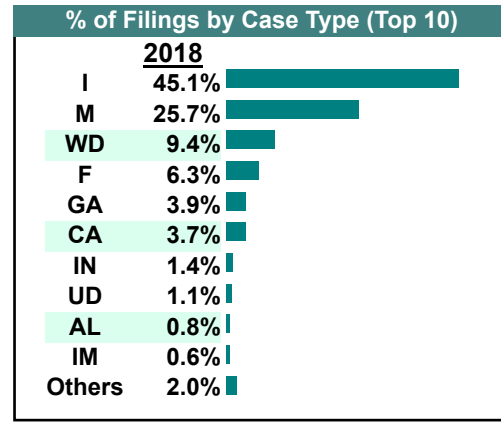
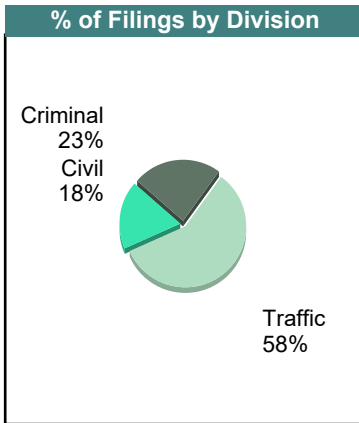
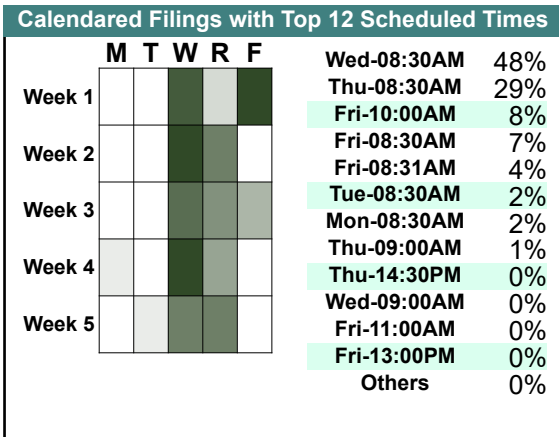
% of Filings by Division



% of Filings by Case Type (Top 10)

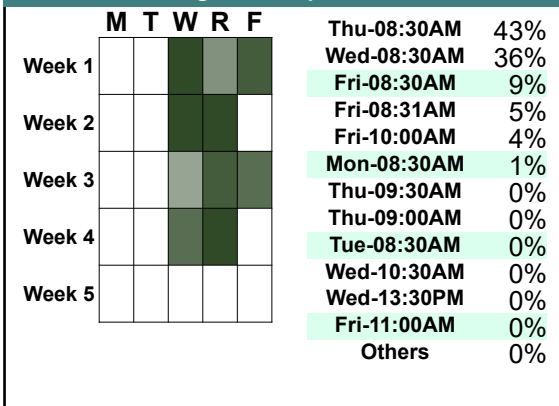


		Filings	Hearings	Transactions	Concluded	Cont
<u>Criminal</u>						
Capias	CA	22	48	48	16	32
Civil Violation	CV	5	8	8	1	7
Felony	F	67	200	200	45	155
Misdemeanor	M	177	396	403	129	274
Show Cause	SC	7	19	19	15	4
Criminal Total		278	671	678	206	472
<u>Traffic</u>						
Capias	CA	22	60	60	18	42
Civil Violation	CV	0	1	1	1	-
Felony	F	8	13	13	0	13
Infraction	I	534	406	639	535	104
Misdemeanor	M	127	284	284	135	149
Traffic Total		691	764	997	689	308
<u>Civil</u>						
Admin License	AL	9	0	9	9	-
Bond Forfeiture	BF	0	2	5	5	-
Counter Claim	CC	0	0	1	1	-
Detinue	DT	6	5	9	6	3
Garnishment	GA	46	0	47	47	-
Impoundment	IM	7	0	7	7	-
Interrogatory	IN	16	1	17	16	1
Other	OT	2	0	2	2	-
Protective Order	PO	1	0	1	1	-
Prelim Prot Order	PP	2	3	5	2	3
Petition-Restore Arms	PR	1	2	2	0	2
Unlawful Detainer	UD	13	8	13	12	1
Warrant in Debt	WD	111	115	140	109	31
Civil Total		214	136	258	217	41
Franklin County Totals		1,183	1,571	1,933	1,112	821

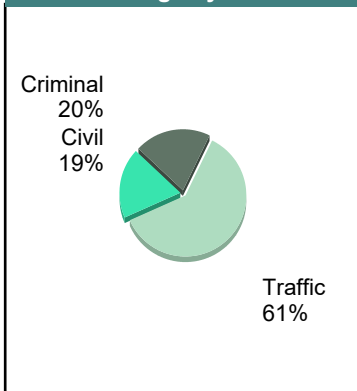


		<u>Filings</u>	<u>Hearings</u>	<u>Transactions</u>	<u>Concluded</u>	<u>Cont</u>
<u>Criminal</u>						
Capias	CA	11	32	32	16	16
Civil Violation	CV	0	1	1	0	1
Felony	F	40	126	131	47	84
Misdemeanor	M	106	261	264	103	161
Show Cause	SC	14	37	37	16	21
Criminal Total		171	457	465	182	283
<u>Traffic</u>						
Capias	CA	10	47	47	9	38
Felony	F	4	12	12	2	10
Infraction	I	412	330	486	407	79
Misdemeanor	M	85	179	180	74	106
Traffic Total		511	568	725	492	233
<u>Civil</u>						
Admin License	AL	8	0	8	8	-
Bond Forfeiture	BF	5	8	10	2	8
Counter Claim	CC	0	1	1	0	1
Detinue	DT	13	7	14	10	4
Garnishment	GA	44	3	45	42	3
Impoundment	IM	1	0	1	1	-
Interrogatory	IN	6	1	6	5	1
Other	OT	1	0	1	1	-
Protective Order	PO	4	0	4	4	-
Prelim Prot Order	PP	6	4	10	6	4
Show Cause	SC	1	0	1	1	-
Unlawful Detainer	UD	19	17	21	19	2
Warrant in Debt	WD	47	64	81	59	22
Civil Total		155	105	203	158	45
Franklin County Totals		837	1,130	1,393	832	561

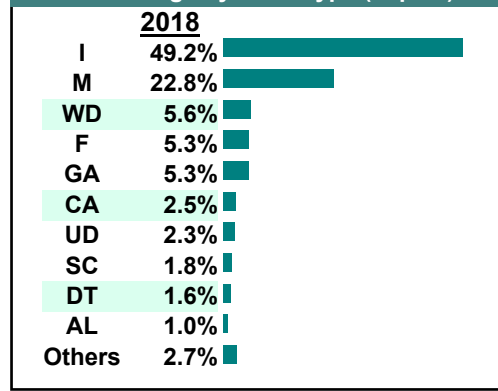
Calendared Filings with Top 12 Scheduled Times



% of Filings by Division



% of Filings by Case Type (Top 10)



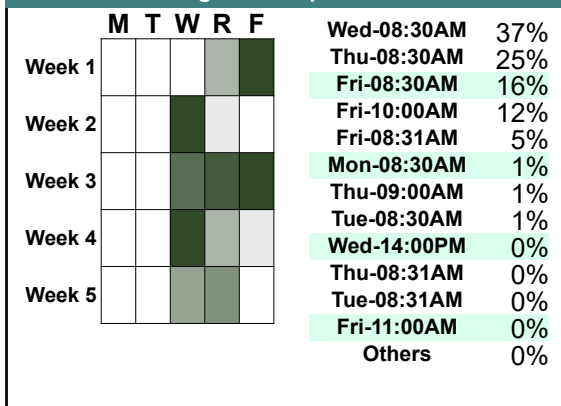
		<u>Filings</u>	<u>Hearings</u>	<u>Transactions</u>	<u>Concluded</u>	<u>Cont</u>
<u>Criminal</u>						
Capias	CA	14	40	40	10	30
Civil Violation	CV	0	6	6	3	3
Felony	F	40	138	139	44	95
Misdemeanor	M	125	331	337	147	190
Show Cause	SC	28	33	33	13	20
Criminal Total		207	548	555	217	338

		<u>Filings</u>	<u>Hearings</u>	<u>Transactions</u>	<u>Concluded</u>	<u>Cont</u>
<u>Traffic</u>						
Capias	CA	15	43	43	19	24
Felony	F	4	14	14	3	11
Infraction	I	428	364	562	481	81
Misdemeanor	M	100	245	245	128	117
Show Cause	SC	1	1	1	0	1
Traffic Total		548	667	865	631	234

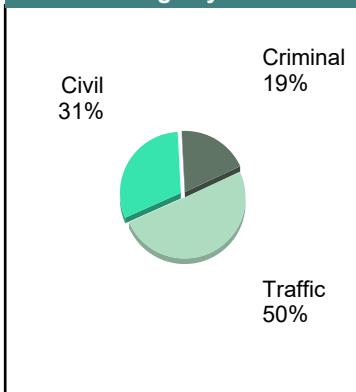
		<u>Filings</u>	<u>Hearings</u>	<u>Transactions</u>	<u>Concluded</u>	<u>Cont</u>
<u>Civil</u>						
Abstract	AJ	2	0	2	2	-
Admin License	AL	10	0	10	10	-
Bond Forfeiture	BF	1	2	5	3	2
Detinue	DT	9	8	12	11	1
Garnishment	GA	58	0	59	59	-
Interrogatory	IN	11	0	12	12	-
Protective Order	PO	1	0	1	1	-
Prelim Prot Order	PP	1	1	2	1	1
Show Cause	SC	1	0	1	1	-
Unlawful Detainer	UD	17	16	21	19	2
Warrant in Debt	WD	226	216	267	204	63
Civil Total		337	243	392	323	69

Franklin County Totals		1,092	1,458	1,812	1,171	641
-------------------------------	--	--------------	--------------	--------------	--------------	------------

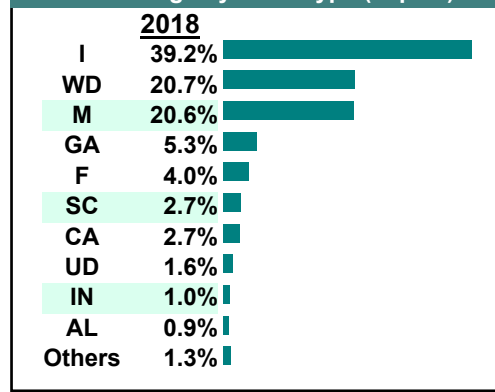
Calendared Filings with Top 12 Scheduled Times



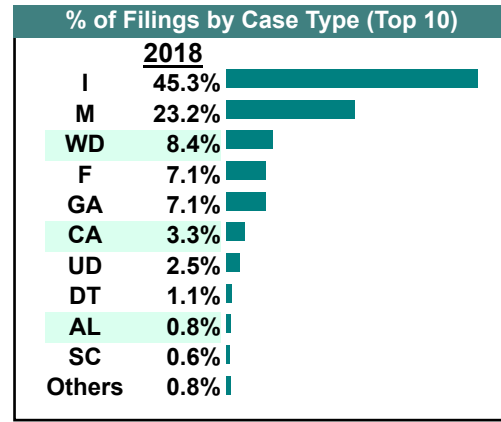
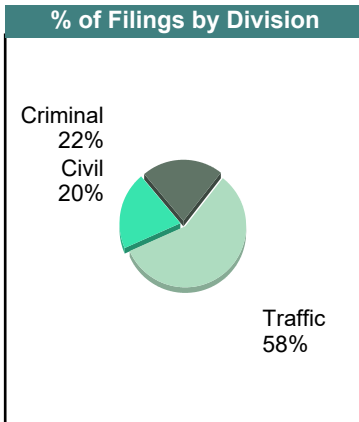
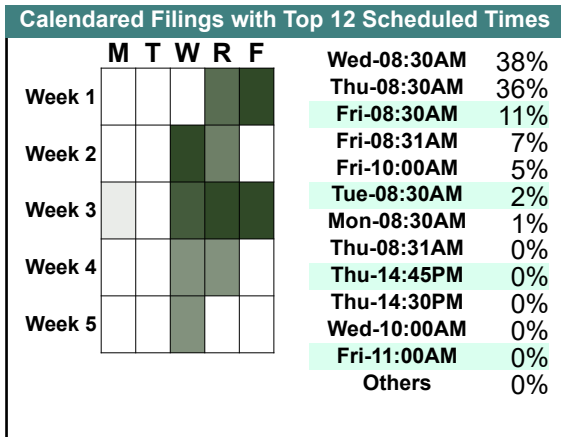
% of Filings by Division



% of Filings by Case Type (Top 10)



		<u>Filings</u>	<u>Hearings</u>	<u>Transactions</u>	<u>Concluded</u>	<u>Cont</u>
<u>Criminal</u>						
Capias	CA	11	41	41	14	27
Civil Violation	CV	2	4	4	2	2
Felony	F	57	178	184	48	136
Misdemeanor	M	110	290	301	115	186
Show Cause	SC	4	7	7	4	3
Criminal Total		184	520	537	183	354
<u>Traffic</u>						
Capias	CA	17	38	38	2	36
Felony	F	3	5	5	0	5
Infraction	I	385	392	573	476	97
Misdemeanor	M	87	221	221	99	122
Traffic Total		492	656	837	577	260
<u>Civil</u>						
Abstract	AJ	1	0	1	1	-
Admin License	AL	7	0	7	7	-
Bond Forfeiture	BF	0	3	6	3	3
Detinue	DT	9	9	15	10	5
Garnishment	GA	60	0	61	61	-
Interrogatory	IN	2	1	3	2	1
Prelim Prot Order	PP	1	1	1	0	1
Show Cause	SC	1	0	1	1	-
Tenants Assertion	TA	1	0	1	1	-
Unlawful Detainer	UD	21	16	24	19	5
Warrant in Debt	WD	71	72	93	63	30
Civil Total		174	102	213	168	45
Franklin County Totals		850	1,278	1,587	928	659

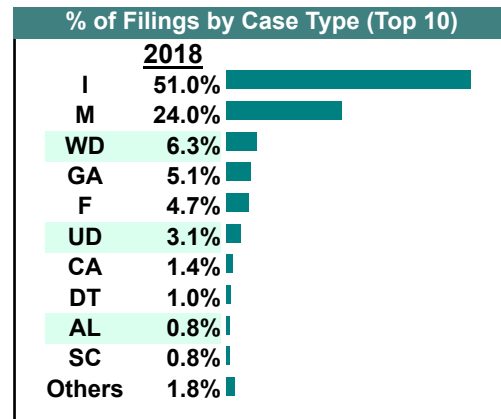
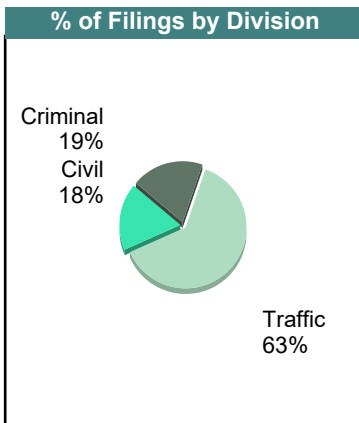
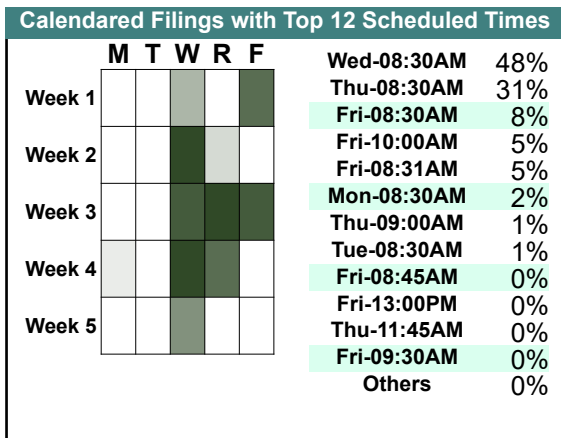


		<u>Filings</u>	<u>Hearings</u>	<u>Transactions</u>	<u>Concluded</u>	<u>Cont</u>
<u>Criminal</u>						
Capias	CA	8	33	33	6	27
Civil Violation	CV	5	5	5	1	4
Felony	F	46	142	145	20	125
Misdemeanor	M	144	319	324	81	243
Show Cause	SC	7	16	16	9	7
Criminal Total		210	515	523	117	406

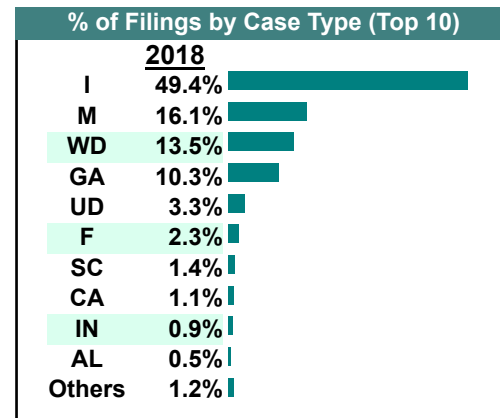
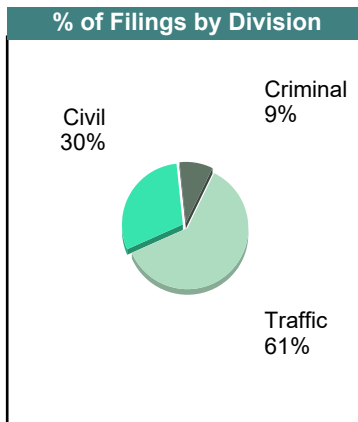
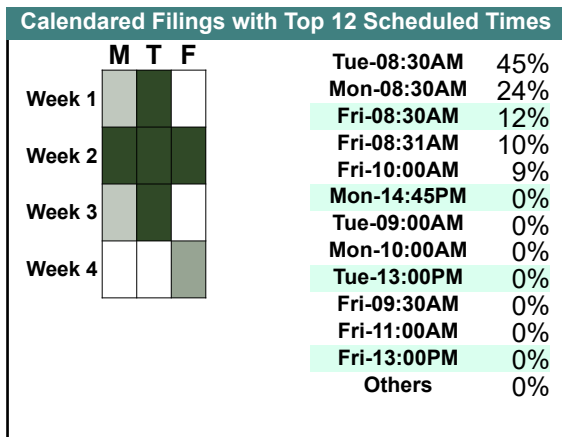
		<u>Filings</u>	<u>Hearings</u>	<u>Transactions</u>	<u>Concluded</u>	<u>Cont</u>
<u>Traffic</u>						
Capias	CA	7	21	21	10	11
Civil Violation	CV	0	1	1	0	1
Felony	F	6	11	11	1	10
Infraction	I	562	420	628	417	211
Misdemeanor	M	121	225	225	75	150
Traffic Total		696	678	886	503	383

		<u>Filings</u>	<u>Hearings</u>	<u>Transactions</u>	<u>Concluded</u>	<u>Cont</u>
<u>Civil</u>						
Abstract	AJ	1	0	1	1	-
Admin License	AL	9	0	9	9	-
Bond Forfeiture	BF	5	7	7	1	6
Counter Claim	CC	1	1	1	1	-
Detinue	DT	11	6	13	10	3
Garnishment	GA	56	4	58	54	4
Interrogatory	IN	6	1	9	8	1
Other	OT	1	0	1	1	-
Protective Order	PO	1	0	1	1	-
Show Cause	SC	2	0	2	2	-
Unlawful Detainer	UD	34	23	37	36	1
Warrant in Debt	WD	70	77	103	86	17
Civil Total		197	119	242	210	32

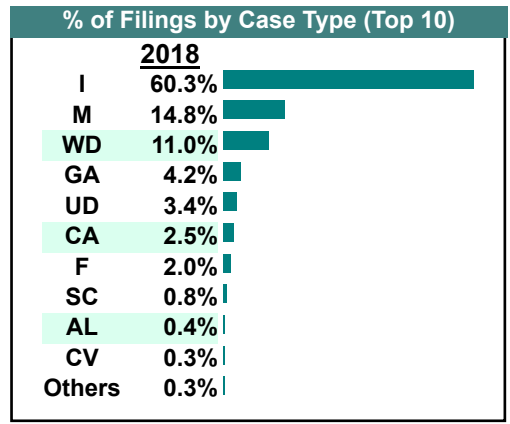
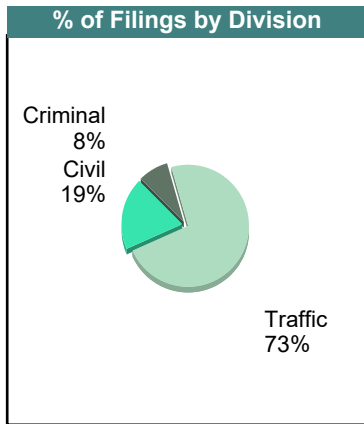
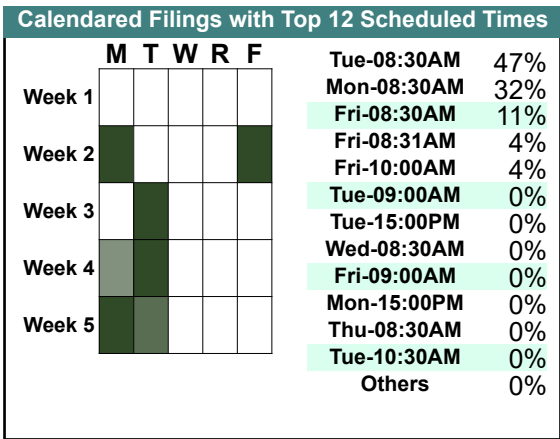
Franklin County Totals		1,103	1,312	1,651	830	821
-------------------------------	--	--------------	--------------	--------------	------------	------------



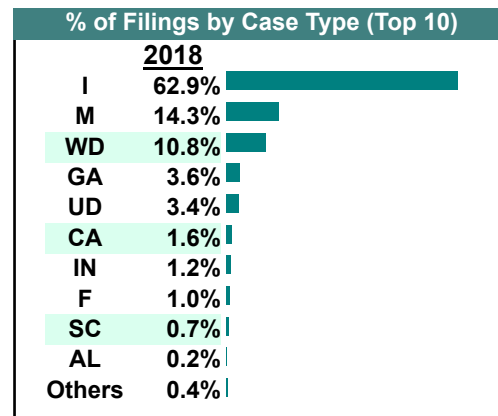
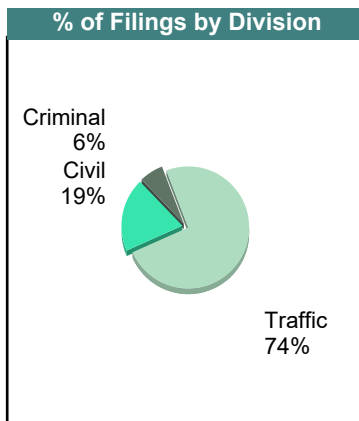
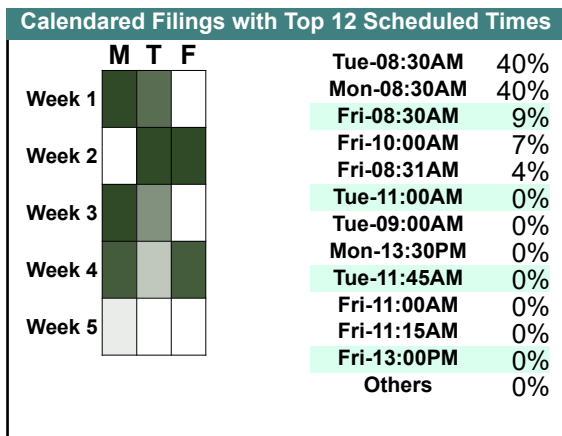
		<u>Filings</u>	<u>Hearings</u>	<u>Transactions</u>	<u>Concluded</u>	<u>Cont</u>
<u>Criminal</u>						
Capias	CA	3	10	10	4	6
Civil Violation	CV	4	5	5	1	4
Felony	F	19	70	74	12	62
Misdemeanor	M	49	118	130	41	89
Show Cause	SC	6	8	8	1	7
Criminal Total		81	211	227	59	168
<u>Traffic</u>						
Capias	CA	7	17	17	3	14
Felony	F	2	5	5	0	5
Infraction	I	459	381	514	305	209
Misdemeanor	M	101	172	172	55	117
Traffic Total		569	575	708	363	345
<u>Civil</u>						
Admin License	AL	5	0	5	5	-
Bond Forfeiture	BF	0	2	2	1	1
Detinue	DT	2	1	2	1	1
Garnishment	GA	96	0	96	96	-
Impoundment	IM	1	0	1	1	-
Interrogatory	IN	8	1	16	15	1
Motion for Judgment	MJ	0	1	1	0	1
Prelim Prot Order	PP	4	4	7	3	4
Show Cause	SC	7	0	7	7	-
Unlawful Detainer	UD	31	23	36	34	2
Warrant in Debt	WD	126	130	160	123	37
Civil Total		280	162	333	286	47
Pittsylvania Totals		930	948	1,268	708	560



		<u>Filings</u>	<u>Hearings</u>	<u>Transactions</u>	<u>Concluded</u>	<u>Cont</u>
<u>Criminal</u>						
Capias	CA	7	20	20	6	14
Civil Violation	CV	2	4	4	3	1
Felony	F	12	42	45	22	23
Misdemeanor	M	29	105	105	42	63
Show Cause	SC	6	7	7	6	1
Criminal Total		56	178	181	79	102
<u>Traffic</u>						
Capias	CA	11	16	16	4	12
Felony	F	2	7	7	4	3
Infraction	I	431	359	504	436	68
Misdemeanor	M	77	153	153	66	87
Traffic Total		521	535	680	510	170
<u>Civil</u>						
Abstract	AJ	1	0	1	1	-
Admin License	AL	3	0	3	3	-
Detinue	DT	1	1	1	0	1
Garnishment	GA	30	0	30	30	-
Unlawful Detainer	UD	24	25	36	34	2
Warrant in Debt	WD	79	97	130	107	23
Civil Total		138	123	201	175	26
Pittsylvania Totals		715	836	1,062	764	298



		<u>Filings</u>	<u>Hearings</u>	<u>Transactions</u>	<u>Concluded</u>	<u>Cont</u>
<u>Criminal</u>						
Capias	CA	6	15	15	10	5
Civil Violation	CV	2	4	4	3	1
Felony	F	10	82	82	23	59
Misdemeanor	M	49	152	153	70	83
Show Cause	SC	6	6	6	5	1
Criminal Total		73	259	260	111	149
<u>Traffic</u>						
Capias	CA	12	35	35	17	18
Felony	F	1	5	5	0	5
Infraction	I	709	603	819	721	98
Misdemeanor	M	112	196	197	103	94
Show Cause	SC	2	3	3	2	1
Traffic Total		836	842	1,059	843	216
<u>Civil</u>						
Admin License	AL	2	0	2	2	-
Bond Forfeiture	BF	1	2	2	0	2
Detinue	DT	0	3	4	2	2
Garnishment	GA	41	0	42	42	-
Interrogatory	IN	14	21	27	6	21
Motion for Judgment	MJ	0	1	1	0	1
Prelim Prot Order	PP	1	0	1	1	-
Unlawful Detainer	UD	38	52	66	30	36
Warrant in Debt	WD	122	190	212	103	109
Civil Total		219	269	357	186	171
Pittsylvania Totals		1,128	1,370	1,676	1,140	536



CASELOAD STATISTICS OF THE GENERAL DISTRICT COURTS


September 2018

Pittsylvania

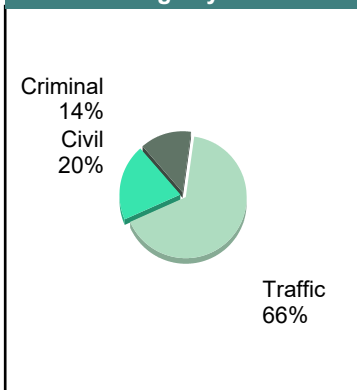
District: 22

		<u>Filings</u>	<u>Hearings</u>	<u>Transactions</u>	<u>Concluded</u>	<u>Cont</u>
<u>Criminal</u>						
Capias	CA	7	16	16	7	9
Civil Violation	CV	4	4	5	3	2
Felony	F	29	110	110	36	74
Misdemeanor	M	83	174	180	66	114
Show Cause	SC	5	8	8	7	1
Criminal Total		128	312	319	119	200
<u>Traffic</u>						
Capias	CA	8	16	16	7	9
Felony	F	4	8	9	3	6
Infraction	I	522	443	603	498	105
Misdemeanor	M	91	162	163	90	73
Traffic Total		625	629	791	598	193
<u>Civil</u>						
Admin License	AL	5	0	5	5	-
Bond Forfeiture	BF	1	2	2	0	2
Detinue	DT	1	2	2	0	2
Garnishment	GA	33	1	33	32	1
Impoundment	IM	1	0	1	1	-
Protective Order	PO	1	0	1	1	-
Prelim Prot Order	PP	1	0	1	1	-
Show Cause	SC	0	0	1	1	-
Unlawful Detainer	UD	30	26	32	27	5
Warrant in Debt	WD	119	124	146	116	30
Civil Total		192	155	224	184	40
Pittsylvania Totals		945	1,096	1,334	901	433

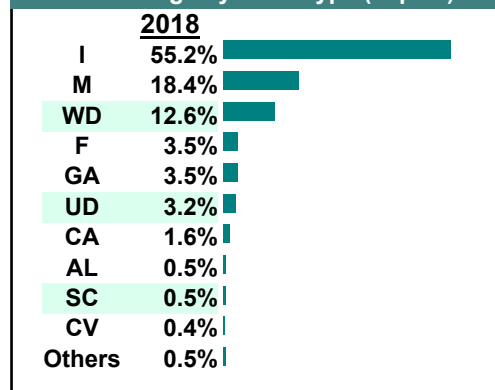
Calendared Filings with Top 12 Scheduled Times



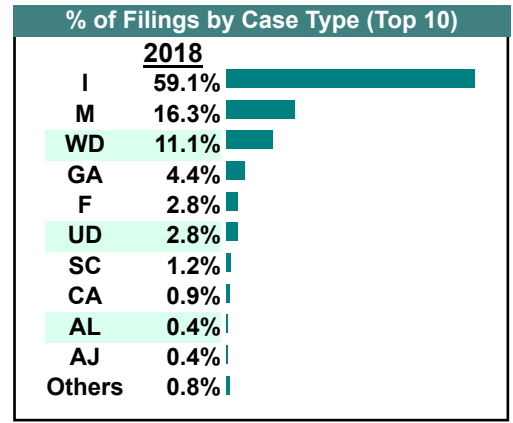
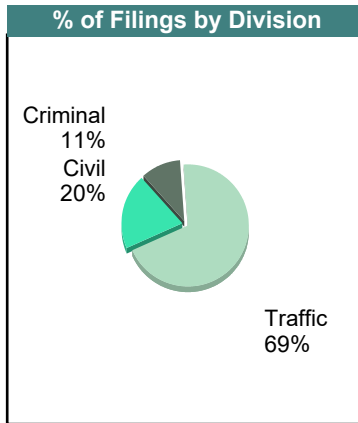
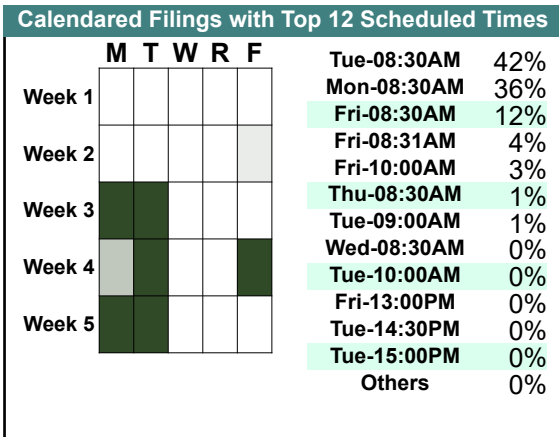
% of Filings by Division



% of Filings by Case Type (Top 10)



		<u>Filings</u>	<u>Hearings</u>	<u>Transactions</u>	<u>Concluded</u>	<u>Cont</u>
<u>Criminal</u>						
Capias	CA	3	19	19	9	10
Civil Violation	CV	1	3	3	1	2
Felony	F	31	51	57	19	38
Misdemeanor	M	75	161	167	60	107
Show Cause	SC	10	14	14	11	3
Criminal Total		120	248	260	100	160
<u>Traffic</u>						
Capias	CA	7	27	27	10	17
Felony	F	1	5	5	0	5
Infraction	I	665	541	762	674	88
Misdemeanor	M	108	207	207	123	84
Show Cause	SC	0	2	2	1	1
Traffic Total		781	782	1,003	808	195
<u>Civil</u>						
Abstract	AJ	4	0	4	4	-
Admin License	AL	5	0	5	5	-
Bond Forfeiture	BF	1	1	2	1	1
Detinue	DT	0	1	2	1	1
Garnishment	GA	49	0	49	49	-
Impoundment	IM	2	0	2	2	-
Interrogatory	IN	2	0	3	3	-
Motion for Judgment	MJ	1	1	1	0	1
Protective Order	PO	1	0	1	1	-
Petition-Restore Arms	PR	1	0	1	1	-
Show Cause	SC	3	0	3	3	-
Unlawful Detainer	UD	31	24	31	29	2
Warrant in Debt	WD	125	144	182	148	34
Civil Total		225	171	286	247	39
Pittsylvania Totals		1,126	1,201	1,549	1,155	394

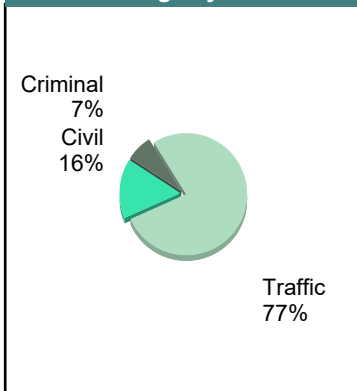


		<u>Filings</u>	<u>Hearings</u>	<u>Transactions</u>	<u>Concluded</u>	<u>Cont</u>
<u>Criminal</u>						
Capias	CA	5	15	15	8	7
Civil Violation	CV	2	3	3	0	3
Felony	F	30	60	60	9	51
Misdemeanor	M	52	137	139	49	90
Show Cause	SC	8	10	10	6	4
Criminal Total		97	225	227	72	155
<u>Traffic</u>						
Capias	CA	10	52	52	26	26
Civil Violation	CV	0	2	2	1	1
Felony	F	3	9	9	2	7
Infraction	I	956	817	1,143	1,025	118
Misdemeanor	M	136	259	259	152	107
Show Cause	SC	1	1	1	0	1
Traffic Total		1,106	1,140	1,466	1,206	260
<u>Civil</u>						
Admin License	AL	6	0	6	6	-
Bond Forfeiture	BF	4	4	4	0	4
Detinue	DT	3	3	4	2	2
Garnishment	GA	50	0	50	50	-
Impoundment	IM	1	0	1	1	-
Interrogatory	IN	1	0	1	1	-
Other	OT	3	0	3	3	-
Protective Order	PO	1	0	1	1	-
Prelim Prot Order	PP	1	1	2	1	1
Unlawful Detainer	UD	49	35	50	49	1
Warrant in Debt	WD	108	107	131	89	42
Civil Total		227	150	253	203	50
Pittsylvania Totals		1,430	1,515	1,946	1,481	465

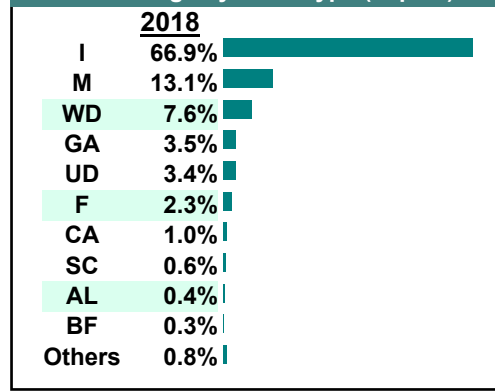
Calendared Filings with Top 12 Scheduled Times

	M	T	W	R	F		
Week 1	█	█				Mon-08:30AM	43%
						Tue-08:30AM	40%
						Fri-08:30AM	8%
Week 2					█	Fri-10:00AM	5%
						Fri-08:31AM	3%
Week 3						Tue-09:00AM	0%
						Tue-10:00AM	0%
Week 4					█	Fri-09:30AM	0%
						Mon-10:45AM	0%
Week 5						Mon-11:30AM	0%
						Mon-11:45AM	0%
						Tue-13:45PM	0%
						Others	0%

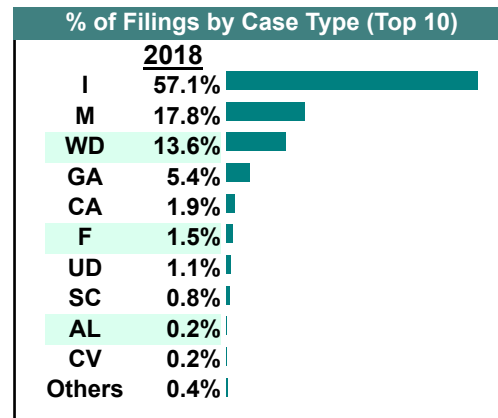
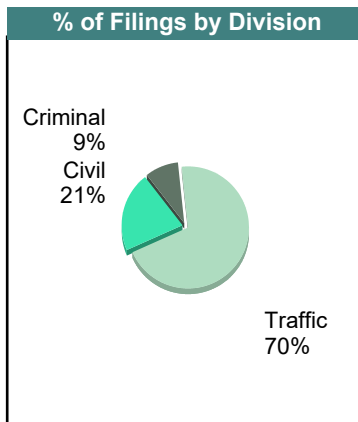

% of Filings by Division



% of Filings by Case Type (Top 10)

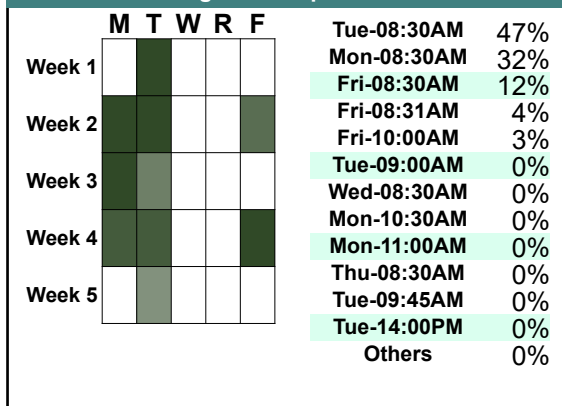


		<u>Filings</u>	<u>Hearings</u>	<u>Transactions</u>	<u>Concluded</u>	<u>Cont</u>
<u>Criminal</u>						
Capias	CA	9	25	25	7	18
Civil Violation	CV	3	5	5	3	2
Felony	F	20	71	71	19	52
Misdemeanor	M	84	218	221	111	110
Show Cause	SC	7	8	8	7	1
Criminal Total		123	327	330	147	183
<u>Traffic</u>						
Capias	CA	16	42	42	12	30
Civil Violation	CV	0	1	1	1	-
Felony	F	0	6	6	2	4
Infraction	I	770	625	906	734	172
Misdemeanor	M	156	273	273	138	135
Show Cause	SC	1	1	1	0	1
Traffic Total		943	948	1,229	887	342
<u>Civil</u>						
Admin License	AL	3	0	3	3	-
Detinue	DT	0	1	1	0	1
Garnishment	GA	73	1	74	73	1
Impoundment	IM	1	0	1	1	-
Interrogatory	IN	3	1	5	4	1
Prelim Prot Order	PP	2	0	2	2	-
Show Cause	SC	3	1	3	2	1
Unlawful Detainer	UD	15	14	16	16	-
Warrant in Debt	WD	183	185	225	188	37
Civil Total		283	203	330	289	41
Pittsylvania Totals		1,349	1,478	1,889	1,323	566

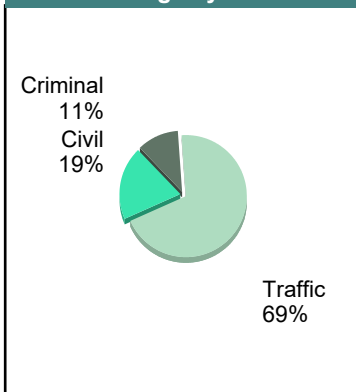


		<u>Filings</u>	<u>Hearings</u>	<u>Transactions</u>	<u>Concluded</u>	<u>Cont</u>
<u>Criminal</u>						
Capias	CA	12	24	24	6	18
Civil Violation	CV	0	4	6	3	3
Felony	F	20	88	90	49	41
Misdemeanor	M	77	161	165	62	103
Show Cause	SC	4	7	7	5	2
Criminal Total		113	284	292	125	167
<u>Traffic</u>						
Capias	CA	14	35	35	11	24
Civil Violation	CV	2	3	3	0	3
Felony	F	3	12	12	3	9
Infraction	I	565	512	672	535	137
Misdemeanor	M	114	213	213	104	109
Show Cause	SC	1	1	1	1	-
Traffic Total		699	776	936	654	282
<u>Civil</u>						
Abstract	AJ	1	0	1	1	-
Admin License	AL	4	0	4	4	-
Detinue	DT	2	1	4	3	1
Garnishment	GA	40	0	40	40	-
Impoundment	IM	1	0	1	1	-
Other	OT	1	0	1	1	-
Protective Order	PO	2	0	2	2	-
Prelim Prot Order	PP	1	0	1	1	-
Unlawful Detainer	UD	27	19	30	29	1
Warrant in Debt	WD	116	99	135	99	36
Civil Total		195	119	219	181	38
Pittsylvania Totals		1,007	1,179	1,447	960	487

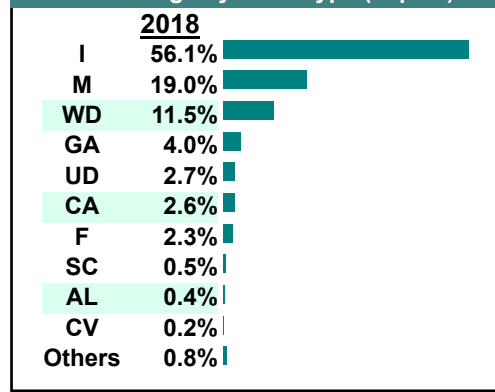
Calendarized Filings with Top 12 Scheduled Times



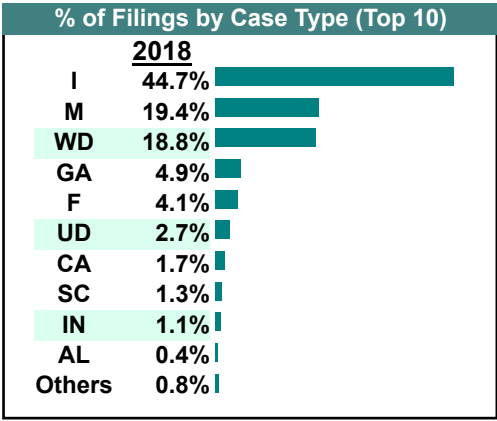
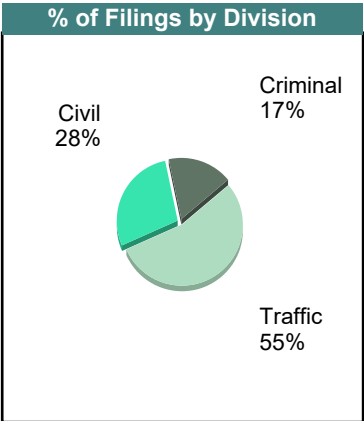
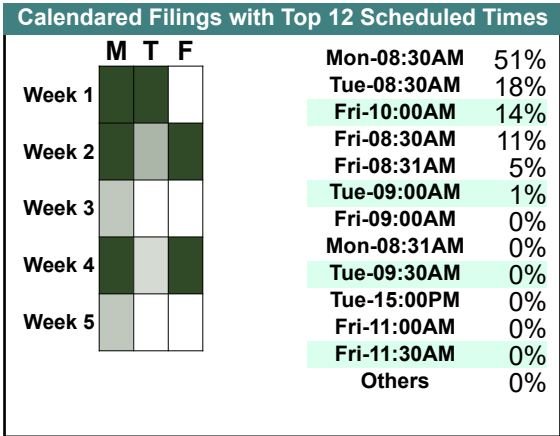
% of Filings by Division



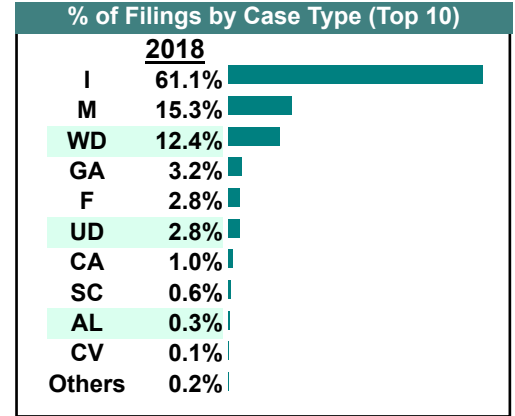
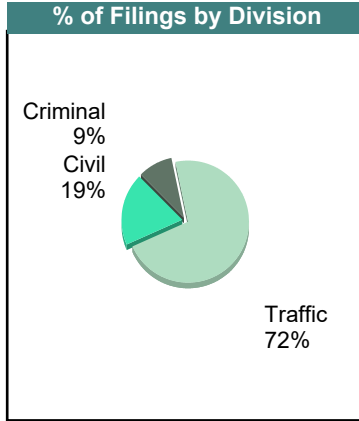
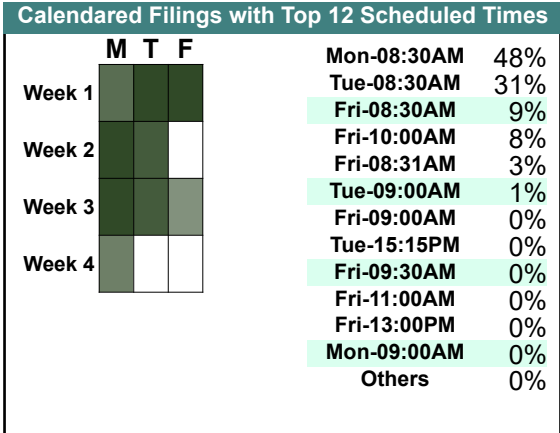
% of Filings by Case Type (Top 10)



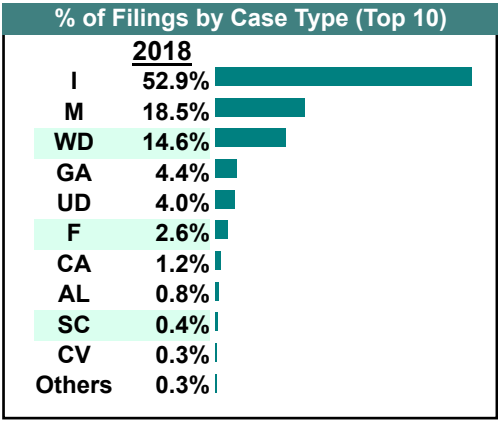
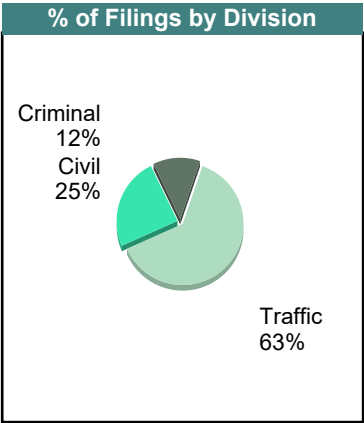
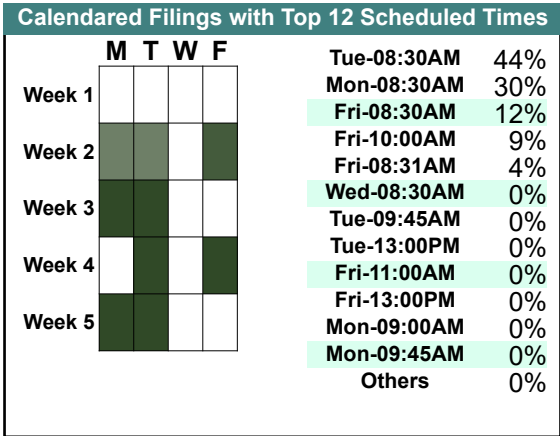
		<u>Filings</u>	<u>Hearings</u>	<u>Transactions</u>	<u>Concluded</u>	<u>Cont</u>
<u>Criminal</u>						
Capias	CA	4	7	7	3	4
Civil Violation	CV	3	6	6	0	6
Felony	F	35	89	90	24	66
Misdemeanor	M	102	173	184	76	108
Show Cause	SC	12	13	13	12	1
Criminal Total		156	288	300	115	185
<u>Traffic</u>						
Capias	CA	12	29	29	8	21
Felony	F	3	6	6	0	6
Infraction	I	410	323	478	386	92
Misdemeanor	M	76	149	150	61	89
Traffic Total		501	507	663	455	208
<u>Civil</u>						
Abstract	AJ	1	0	1	1	-
Admin License	AL	4	0	4	4	-
Detinue	DT	3	4	4	1	3
Garnishment	GA	45	0	47	47	-
Interrogatory	IN	10	2	10	8	2
Tenants Assertion	TA	0	0	1	1	-
Unlawful Detainer	UD	25	19	29	26	3
Warrant in Debt	WD	173	153	198	173	25
Civil Total		261	178	294	261	33
Pittsylvania Totals		918	973	1,257	831	426



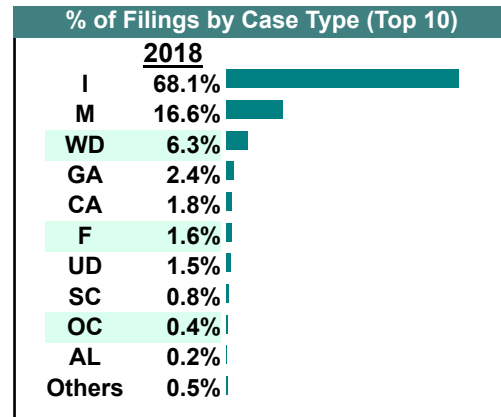
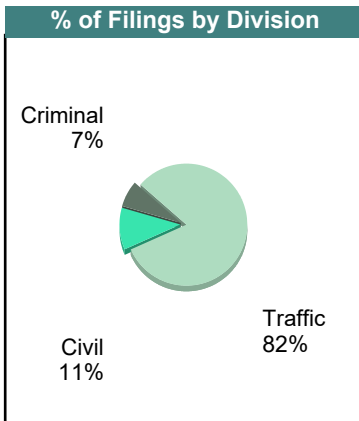
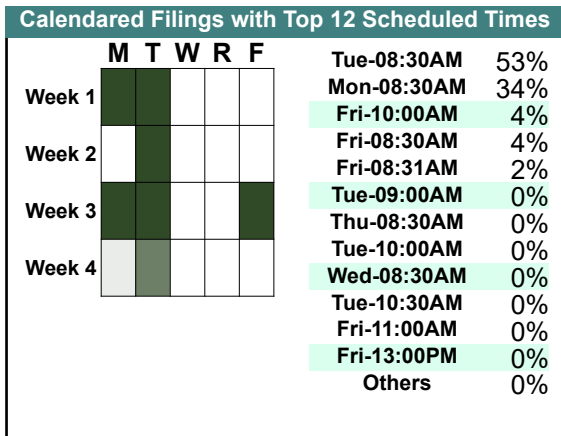
		Filings	Hearings	Transactions	Concluded	Cont
<u>Criminal</u>						
Capias	CA	3	10	10	3	7
Civil Violation	CV	1	2	2	1	1
Felony	F	26	72	76	13	63
Misdemeanor	M	52	125	130	47	83
Show Cause	SC	6	7	7	5	2
Criminal Total		88	216	225	69	156
<u>Traffic</u>						
Capias	CA	7	22	22	6	16
Felony	F	1	1	1	0	1
Infraction	I	584	479	668	577	91
Misdemeanor	M	94	185	185	102	83
Traffic Total		686	687	876	685	191
<u>Civil</u>						
Admin License	AL	3	0	3	3	-
Detinue	DT	1	1	1	0	1
Garnishment	GA	31	1	32	31	1
Impoundment	IM	1	0	1	1	-
Show Cause	SC	0	0	1	1	-
Unlawful Detainer	UD	27	23	29	26	3
Warrant in Debt	WD	119	109	142	116	26
Civil Total		182	134	209	178	31
Pittsylvania Totals		956	1,037	1,310	932	378



		<u>Filings</u>	<u>Hearings</u>	<u>Transactions</u>	<u>Concluded</u>	<u>Cont</u>
<u>Criminal</u>						
Capias	CA	3	10	10	7	3
Civil Violation	CV	3	3	3	2	1
Felony	F	21	61	63	22	41
Misdemeanor	M	87	165	167	97	70
Show Cause	SC	0	1	1	1	-
Criminal Total		114	240	244	129	115
<u>Traffic</u>						
Capias	CA	8	23	23	11	12
Felony	F	3	8	9	3	6
Infraction	I	491	390	556	508	48
Misdemeanor	M	85	161	161	96	65
Traffic Total		587	582	749	618	131
<u>Civil</u>						
Abstract	AJ	1	0	1	1	-
Admin License	AL	7	0	7	7	-
Garnishment	GA	41	2	42	40	2
Impoundment	IM	1	0	1	1	-
Interrogatory	IN	1	0	3	3	-
Show Cause	SC	4	0	5	5	-
Unlawful Detainer	UD	37	30	41	37	4
Warrant in Debt	WD	136	145	183	151	32
Civil Total		228	177	283	245	38
Pittsylvania Totals		929	999	1,276	992	284



		Filings	Hearings	Transactions	Concluded	Cont
<u>Criminal</u>						
Capias	CA	6	12	12	0	12
Civil Violation	CV	1	1	1	0	1
Felony	F	21	48	49	11	38
Misdemeanor	M	52	137	137	58	79
Show Cause	SC	9	9	9	7	2
Criminal Total		89	207	208	76	132
<u>Traffic</u>						
Capias	CA	17	29	29	8	21
Felony	F	0	1	1	1	-
Infraction	I	889	683	977	876	101
Misdemeanor	M	164	252	255	156	99
Traffic Total		1,070	965	1,262	1,041	221
<u>Civil</u>						
Abstract	AJ	1	0	1	1	-
Admin License	AL	2	0	2	2	-
Detinue	DT	1	1	2	1	1
Garnishment	GA	31	0	31	31	-
Interrogatory	IN	2	0	4	4	-
Overweight	OC	5	0	5	5	-
Show Cause	SC	2	0	2	2	-
Tenants Assertion	TA	1	1	1	0	1
Unlawful Detainer	UD	19	13	19	17	2
Warrant in Debt	WD	82	73	97	78	19
Civil Total		146	88	164	141	23
Pittsylvania Totals		1,305	1,260	1,634	1,258	376



Filings by Court & Division

	<u>Danville</u>		<u>Franklin County</u>		<u>Pittsylvania</u>		<u>Total</u>
C Misdemeanor	2,522	50%	1,750	35%	791	16%	5,063
Felony	584	40%	585	41%	274	19%	1,443
Show Cause	386	65%	131	22%	79	13%	596
Capias	316	55%	187	33%	68	12%	571
Civil Violation	59	43%	51	38%	26	19%	136
Motion	35	100%	-	0%	-	0%	35
Total	3,902	50%	2,704	34%	1,238	16%	7,844
T Infraction	5,414	29%	5,796	31%	7,451	40%	18,661
Misdemeanor	2,257	46%	1,303	27%	1,314	27%	4,874
Capias	338	51%	190	29%	129	20%	657
Show Cause	252	96%	6	2%	5	2%	263
Felony	44	41%	41	38%	23	21%	108
Restricted O/L	8	100%	-	0%	-	0%	8
Civil Violation	1	33%	-	0%	2	67%	3
Motion	3	100%	-	0%	-	0%	3
Total	8,317	34%	7,336	30%	8,924	36%	24,577
V Warrant in Debt	2,236	44%	1,379	27%	1,488	29%	5,103
Garnishment	1,252	51%	644	26%	560	23%	2,456
Unlawful Detainer	1,527	72%	249	12%	353	17%	2,129
Detinue	951	87%	128	12%	14	1%	1,093
Admin License	80	34%	106	45%	49	21%	235
Interrogatory	18	10%	114	66%	41	24%	173
Prelim Prot Order	54	62%	23	26%	10	11%	87
Protective Order	56	75%	14	19%	5	7%	75
Bond Forfeiture	25	38%	33	51%	7	11%	65
Impoundment	4	13%	18	58%	9	29%	31
Abstract	11	38%	9	31%	9	31%	29
Show Cause	3	10%	7	24%	19	66%	29
Motion for Judgment	13	59%	8	36%	1	5%	22
Other	3	20%	8	53%	4	27%	15
Counter Claim	7	78%	2	22%	-	0%	9
Overweight	-	0%	3	38%	5	63%	8
Petition-Restore Arms	2	40%	2	40%	1	20%	5
Tenants Assertion	2	50%	1	25%	1	25%	4
Attachment	1	100%	-	0%	-	0%	1
Total	6,245	54%	2,748	24%	2,576	22%	11,569
Total	18,464	42%	12,788	29%	12,738	29%	43,990

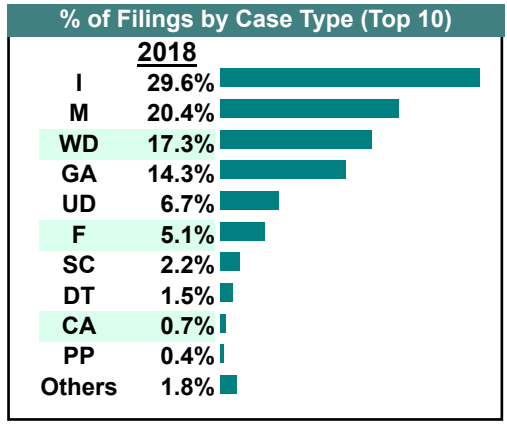
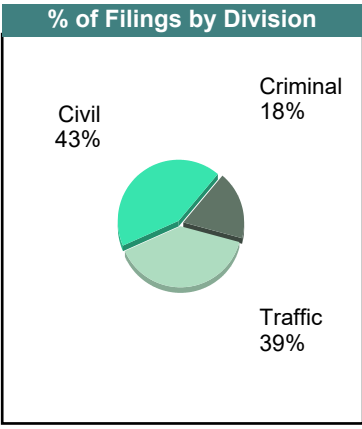
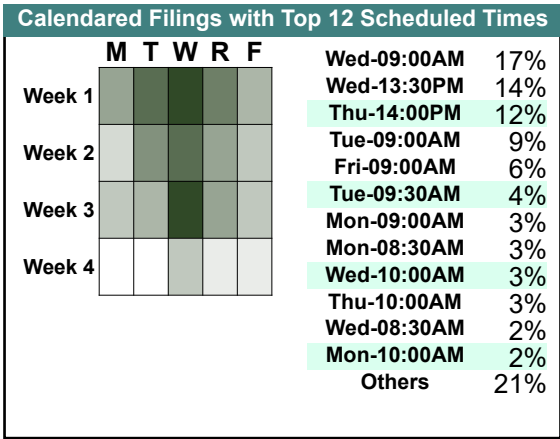
CASELOAD STATISTICS OF THE GENERAL DISTRICT COURTS

December 2018

Roanoke

District: 23

		<u>Filings</u>	<u>Hearings</u>	<u>Transactions</u>	<u>Concluded</u>	<u>Cont</u>
<u>Criminal</u>						
Capias	CA	15	25	25	14	11
Civil Violation	CV	0	2	2	2	-
Felony	F	163	310	344	111	233
Misdemeanor	M	410	712	725	360	365
Other	O	5	5	5	1	4
Show Cause	SC	11	45	45	21	24
Criminal Total		604	1,099	1,146	509	637
<u>Traffic</u>						
Capias	CA	2	5	5	3	2
Civil Violation	CV	8	22	22	6	16
Felony	F	7	17	19	4	15
Infraction	I	992	966	1,310	1,030	280
Misdemeanor	M	274	682	682	282	400
Restricted O/L	RL	1	1	1	1	-
Show Cause	SC	28	39	39	26	13
Traffic Total		1,312	1,732	2,078	1,352	726
<u>Civil</u>						
Abstract	AJ	3	0	3	3	-
Admin License	AL	12	2	14	12	2
Bond Forfeiture	BF	10	2	12	10	2
Capias	CA	5	2	5	3	2
Counter Claim	CC	0	1	1	0	1
Detinue	DT	50	59	69	44	25
Garnishment	GA	479	90	550	460	90
Impoundment	IM	7	0	7	7	-
Interrogatory	IN	5	18	49	31	18
Motion for Judgment	MJ	1	0	1	1	-
Other	OT	3	0	3	3	-
Protective Order	PO	5	0	5	5	-
Prelim Prot Order	PP	15	17	40	23	17
Petition-Restore Arms	PR	1	1	1	0	1
Show Cause	SC	35	25	54	31	23
Tenants Assertion	TA	1	2	3	1	2
Unlawful Detainer	UD	225	222	304	235	69
Warrant in Debt	WD	582	593	726	575	151
Civil Total		1,439	1,034	1,847	1,444	403
Roanoke Totals		3,355	3,865	5,071	3,305	1,766



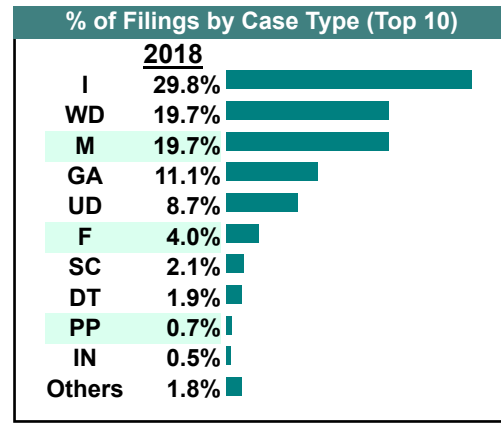
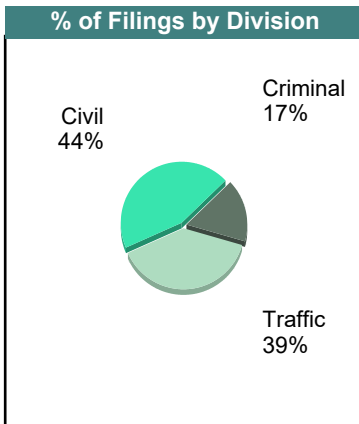
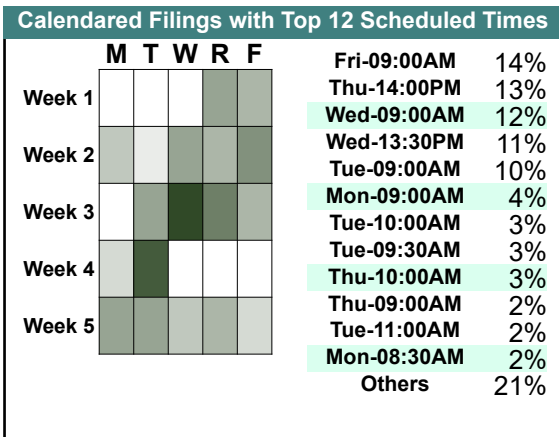
CASELOAD STATISTICS OF THE GENERAL DISTRICT COURTS

November 2018

Roanoke

District: 23

		Filings	Hearings	Transactions	Concluded	Cont
<u>Criminal</u>						
Capias	CA	7	25	25	13	12
Civil Violation	CV	5	5	5	3	2
Felony	F	144	351	398	169	229
Misdemeanor	M	443	892	905	534	371
Other	O	3	4	4	3	1
Show Cause	SC	29	50	50	17	33
Criminal Total		631	1,327	1,387	739	648
<u>Traffic</u>						
Capias	CA	2	3	3	2	1
Civil Violation	CV	5	18	18	4	14
Felony	F	7	14	17	6	11
Infraction	I	1,128	1,081	1,415	1,076	338
Misdemeanor	M	303	668	668	312	356
Restricted O/L	RL	3	3	3	3	-
Show Cause	SC	27	33	33	16	17
Traffic Total		1,475	1,820	2,157	1,419	737
<u>Civil</u>						
Abstract	AJ	2	0	2	2	-
Admin License	AL	8	1	8	7	1
Bond Forfeiture	BF	12	2	18	17	1
Capias	CA	1	0	2	2	-
Counter Claim	CC	1	3	6	4	2
Detinue	DT	73	70	90	56	34
Garnishment	GA	419	70	494	424	70
Impoundment	IM	4	0	4	4	-
Interrogatory	IN	20	22	69	47	22
Motion for Judgment	MJ	0	0	1	1	-
Other	OT	2	0	3	3	-
Protective Order	PO	12	0	12	12	-
Prelim Prot Order	PP	26	30	63	33	30
Petition-Restore Arms	PR	0	0	1	1	-
Show Cause	SC	24	15	53	39	14
Tenants Assertion	TA	3	3	3	0	3
Unlawful Detainer	UD	328	296	409	304	105
Warrant in Debt	WD	747	686	885	715	170
Civil Total		1,682	1,198	2,123	1,671	452
Roanoke Totals		3,788	4,345	5,667	3,829	1,837



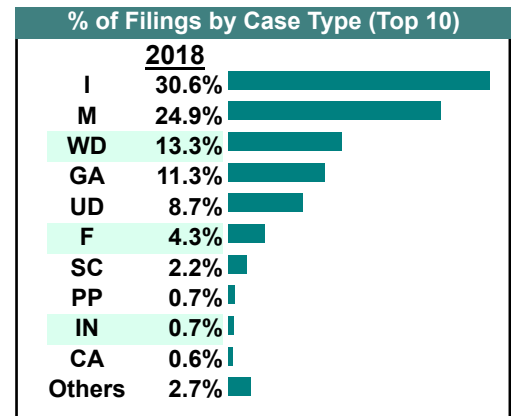
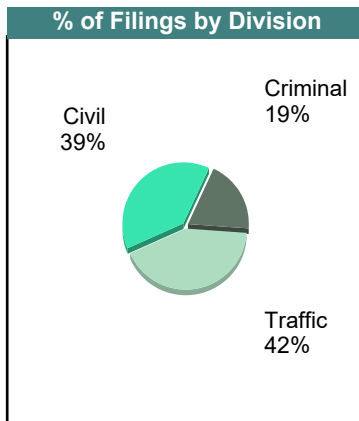
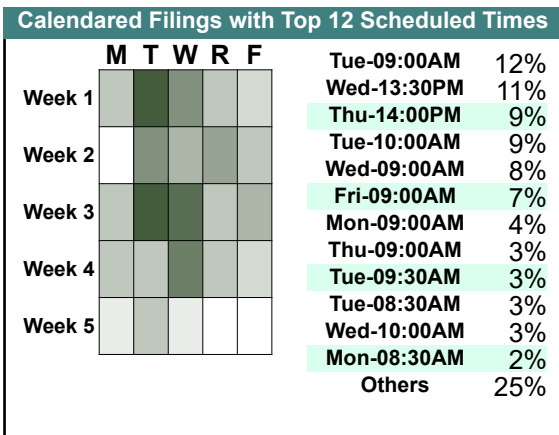
CASELOAD STATISTICS OF THE GENERAL DISTRICT COURTS

October 2018

Roanoke

District: 23

		<u>Filings</u>	<u>Hearings</u>	<u>Transactions</u>	<u>Concluded</u>	<u>Cont</u>
<u>Criminal</u>						
Capias	CA	17	39	39	22	17
Felony	F	158	381	460	195	265
Misdemeanor	M	562	1,004	1,019	523	496
Other	O	3	4	4	3	1
Show Cause	SC	17	42	42	19	23
Criminal Total		757	1,470	1,564	762	802
<u>Traffic</u>						
Capias	CA	2	4	4	3	1
Civil Violation	CV	4	30	30	10	20
Felony	F	9	29	34	12	22
Infraction	I	1,200	1,204	1,579	1,288	290
Misdemeanor	M	415	972	972	480	492
Restricted O/L	RL	4	4	4	4	-
Show Cause	SC	15	43	43	32	11
Traffic Total		1,649	2,286	2,666	1,829	836
<u>Civil</u>						
Abstract	AJ	8	0	8	8	-
Admin License	AL	18	0	19	19	-
Bond Forfeiture	BF	10	2	12	10	2
Capias	CA	3	1	4	3	1
Counter Claim	CC	1	4	6	2	4
Detinue	DT	21	28	36	28	8
Garnishment	GA	442	89	515	426	89
Impoundment	IM	11	0	11	11	-
Interrogatory	IN	26	46	96	50	46
Motion for Judgment	MJ	0	1	2	2	-
Other	OT	12	4	15	11	4
Protective Order	PO	11	1	11	10	1
Prelim Prot Order	PP	29	34	61	27	34
Petition-Restore Arms	PR	0	1	2	1	1
Show Cause	SC	55	33	74	42	32
Tenants Assertion	TA	2	0	4	4	-
Unlawful Detainer	UD	341	300	437	351	86
Warrant in Debt	WD	520	529	712	568	144
Civil Total		1,510	1,073	2,025	1,573	452
Roanoke Totals		3,916	4,829	6,255	4,164	2,090



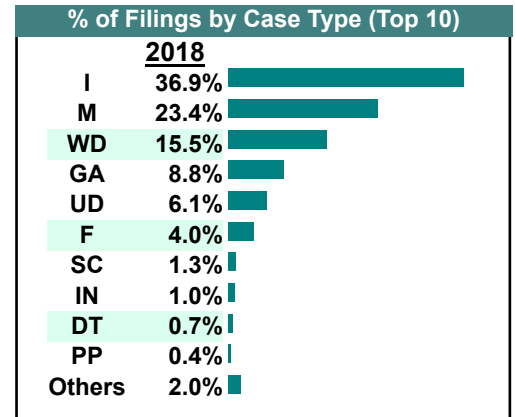
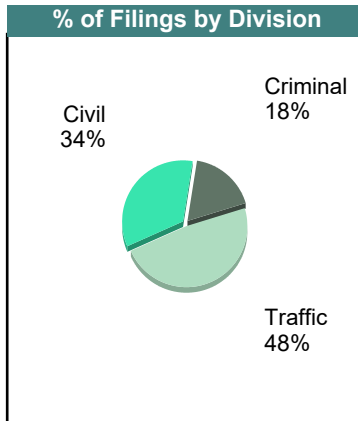
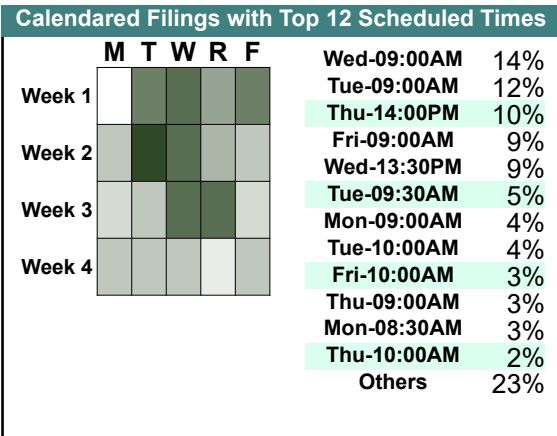
CASELOAD STATISTICS OF THE GENERAL DISTRICT COURTS

September 2018

Roanoke

District: 23

		<u>Filings</u>	<u>Hearings</u>	<u>Transactions</u>	<u>Concluded</u>	<u>Cont</u>
<u>Criminal</u>						
Capias	CA	10	26	26	9	17
Civil Violation	CV	2	3	3	2	1
Felony	F	168	399	460	190	270
Misdemeanor	M	583	1,016	1,038	588	450
Other	O	3	3	3	2	1
Show Cause	SC	19	44	44	13	31
Criminal Total		785	1,491	1,574	804	770
<u>Traffic</u>						
Capias	CA	1	3	3	1	2
Civil Violation	CV	4	24	25	7	18
Felony	F	8	28	35	17	18
Infraction	I	1,623	1,359	1,961	1,589	372
Misdemeanor	M	446	986	989	461	528
Restricted O/L	RL	4	4	4	4	-
Show Cause	SC	22	39	39	27	12
Traffic Total		2,108	2,443	3,056	2,106	950
<u>Civil</u>						
Abstract	AJ	7	0	7	7	-
Admin License	AL	17	9	18	9	2
Bond Forfeiture	BF	9	4	9	5	4
Counter Claim	CC	1	2	2	1	1
Detinue	DT	29	44	68	50	18
Garnishment	GA	385	70	465	395	70
Impoundment	IM	11	0	11	11	-
Interrogatory	IN	43	37	56	19	37
Other	OT	6	3	9	7	2
Protective Order	PO	14	1	15	14	1
Prelim Prot Order	PP	19	22	42	20	22
Show Cause	SC	15	11	17	6	11
Tenants Assertion	TA	1	2	2	0	2
Unlawful Detainer	UD	267	263	361	282	79
Warrant in Debt	WD	681	635	814	624	190
Civil Total		1,505	1,103	1,896	1,450	439
Roanoke Totals		4,398	5,037	6,526	4,360	2,159



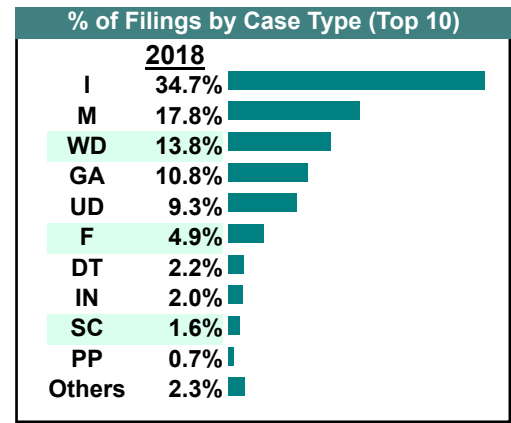
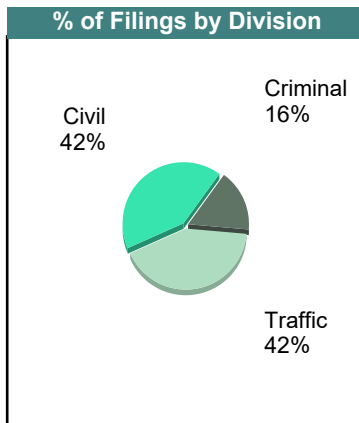
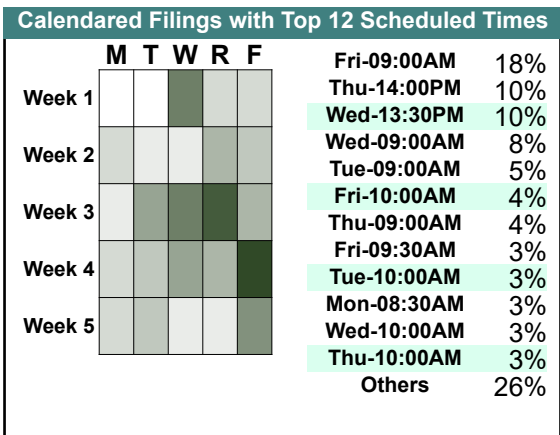
CASELOAD STATISTICS OF THE GENERAL DISTRICT COURTS

August 2018

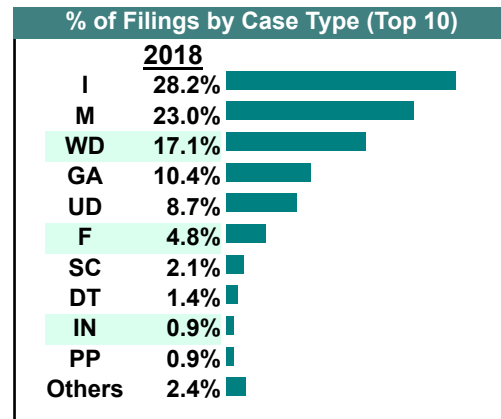
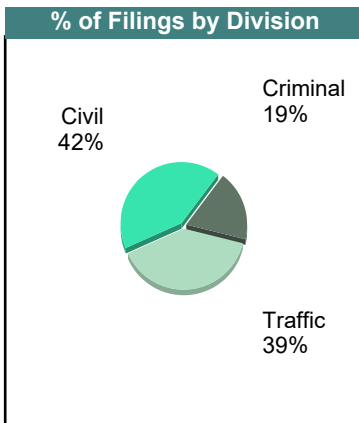
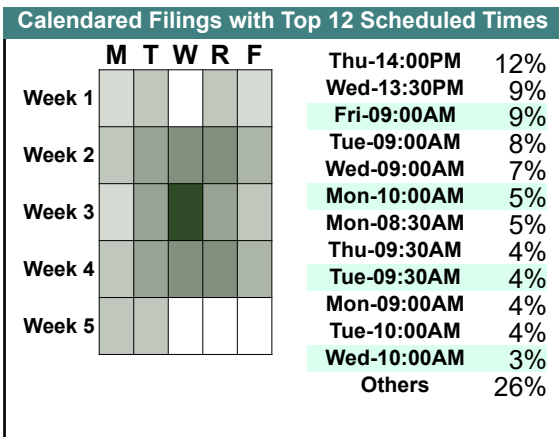
Roanoke

District: 23

		<u>Filings</u>	<u>Hearings</u>	<u>Transactions</u>	<u>Concluded</u>	<u>Cont</u>
<u>Criminal</u>						
Capias	CA	4	28	28	9	19
Civil Violation	CV	1	1	1	1	-
Felony	F	188	406	455	159	296
Misdemeanor	M	449	799	814	415	399
Show Cause	SC	9	31	31	12	19
Criminal Total		651	1,265	1,329	596	733
<u>Traffic</u>						
Capias	CA	0	1	1	0	1
Civil Violation	CV	3	10	10	0	10
Felony	F	5	17	20	8	12
Infraction	I	1,375	1,216	1,704	1,277	427
Misdemeanor	M	258	639	640	260	380
Restricted O/L	RL	3	3	3	3	-
Show Cause	SC	23	32	32	20	12
Traffic Total		1,667	1,918	2,410	1,568	842
<u>Civil</u>						
Abstract	AJ	13	0	13	13	-
Admin License	AL	10	0	10	10	-
Bond Forfeiture	BF	11	5	16	11	5
Capias	CA	5	2	6	4	2
Counter Claim	CC	6	7	8	3	5
Detinue	DT	86	77	111	69	42
Garnishment	GA	428	79	503	424	79
Impoundment	IM	5	0	5	5	-
Interrogatory	IN	78	75	128	53	75
Motion for Judgment	MJ	1	3	5	3	2
Overweight	OC	1	0	1	1	-
Other	OT	6	1	7	6	1
Protective Order	PO	21	1	21	20	1
Prelim Prot Order	PP	29	42	80	38	42
Petition-Restore Arms	PR	1	2	2	0	2
Show Cause	SC	31	11	47	37	9
Unlawful Detainer	UD	369	321	453	358	95
Warrant in Debt	WD	548	533	714	589	125
Civil Total		1,649	1,159	2,130	1,644	485
Roanoke Totals		3,967	4,342	5,869	3,808	2,060



		Filings	Hearings	Transactions	Concluded	Cont
<u>Criminal</u>						
Capias	CA	20	44	44	12	32
Felony	F	167	431	496	190	306
Misdemeanor	M	489	857	864	458	406
Other	O	3	4	4	4	-
Show Cause	SC	23	56	56	26	30
Criminal Total		702	1,392	1,464	690	774
<u>Traffic</u>						
Capias	CA	0	5	5	3	2
Civil Violation	CV	3	17	17	2	15
Felony	F	13	35	40	17	23
Infraction	I	1,053	946	1,333	1,073	260
Misdemeanor	M	372	906	907	447	460
Restricted O/L	RL	3	3	3	3	-
Show Cause	SC	26	46	46	21	25
Traffic Total		1,470	1,958	2,351	1,566	785
<u>Civil</u>						
Abstract	AJ	5	0	5	5	-
Admin License	AL	13	2	13	11	-
Bond Forfeiture	BF	9	2	11	9	2
Counter Claim	CC	1	0	1	1	-
Detinue	DT	54	72	95	76	19
Garnishment	GA	390	71	459	388	71
Impoundment	IM	15	2	15	13	-
Interrogatory	IN	34	29	70	41	29
Motion for Judgment	MJ	2	3	4	1	3
Other	OT	9	0	9	9	-
Protective Order	PO	7	0	8	8	-
Prelim Prot Order	PP	33	43	65	22	43
Petition-Restore Arms	PR	0	1	1	0	1
Show Cause	SC	31	10	35	25	10
Tenants Assertion	TA	0	1	2	1	1
Third Party Claim	TH	0	1	1	1	-
Unlawful Detainer	UD	325	295	420	341	79
Warrant in Debt	WD	640	629	808	653	155
Civil Total		1,568	1,161	2,022	1,605	413
Roanoke Totals		3,740	4,511	5,837	3,861	1,972



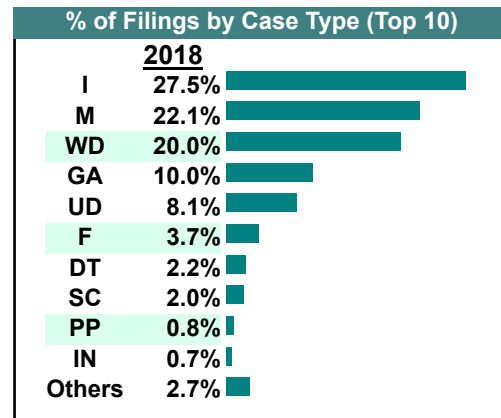
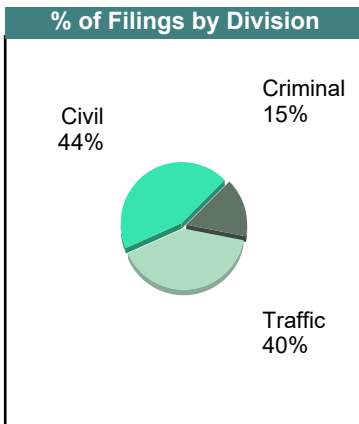
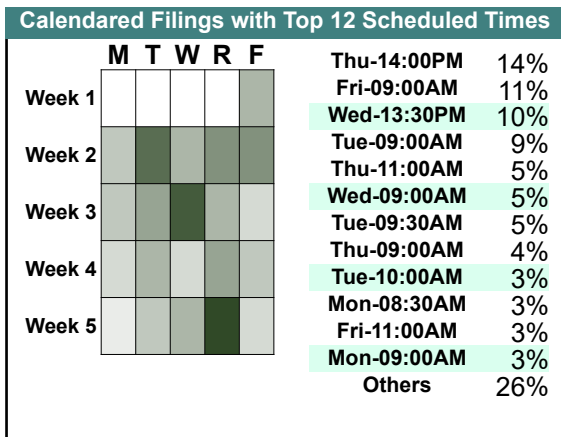
CASELOAD STATISTICS OF THE GENERAL DISTRICT COURTS

June 2018

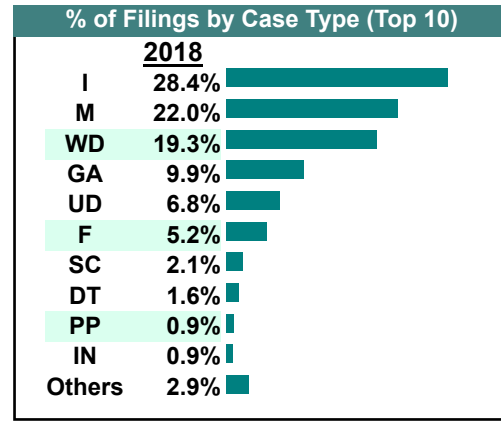
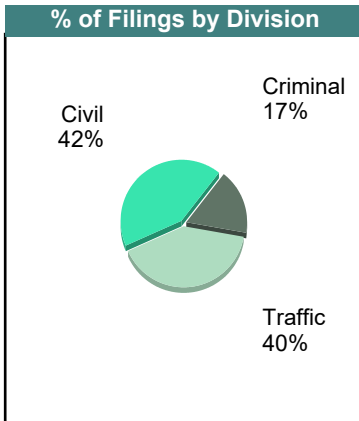
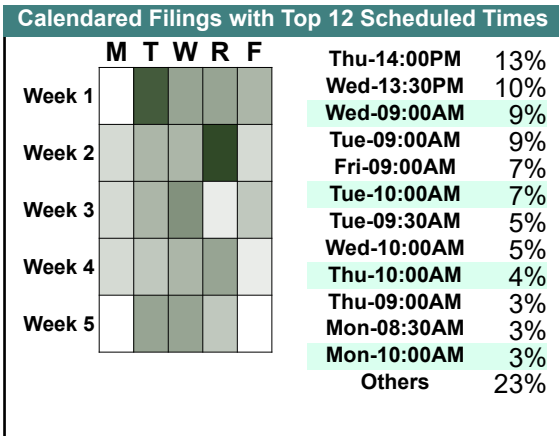
Roanoke

District: 23

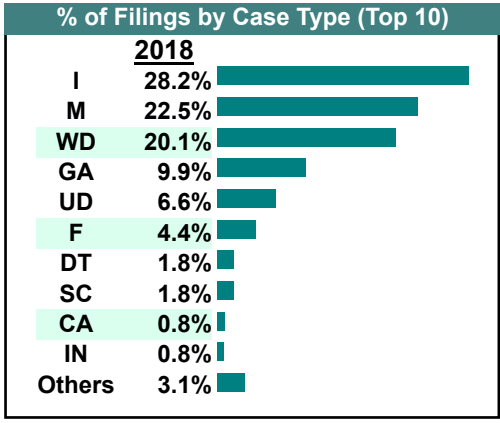
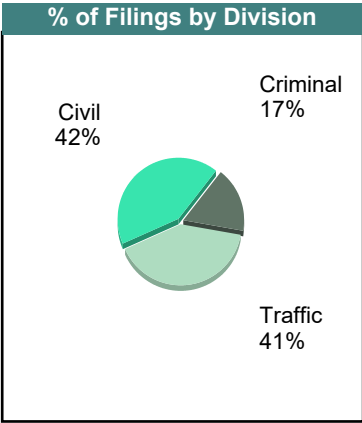
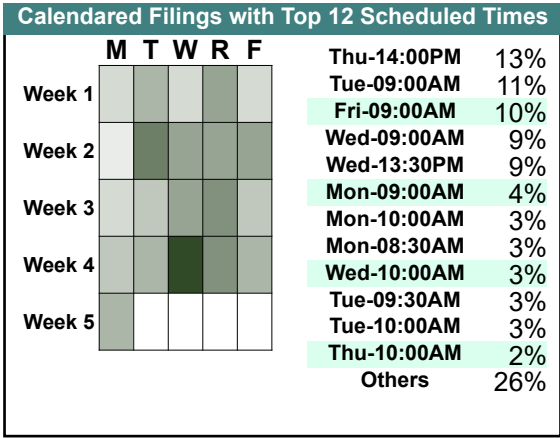
		<u>Filings</u>	<u>Hearings</u>	<u>Transactions</u>	<u>Concluded</u>	<u>Cont</u>
<u>Criminal</u>						
Capias	CA	9	31	31	15	16
Civil Violation	CV	1	1	1	1	-
Felony	F	135	332	364	125	239
Misdemeanor	M	439	731	744	413	330
Other	O	2	2	2	1	1
Show Cause	SC	29	61	61	31	30
Criminal Total		615	1,158	1,203	586	616
<u>Traffic</u>						
Capias	CA	6	10	10	4	6
Civil Violation	CV	6	26	26	7	18
Felony	F	14	31	35	10	25
Infraction	I	1,102	1,037	1,374	1,102	272
Misdemeanor	M	448	961	962	393	569
Other	O	1	1	1	1	-
Restricted O/L	RL	11	11	11	11	-
Show Cause	SC	28	54	54	37	17
Traffic Total		1,616	2,131	2,473	1,565	907
<u>Civil</u>						
Abstract	AJ	6	0	6	6	-
Admin License	AL	12	0	12	12	-
Bond Forfeiture	BF	9	4	12	8	4
Capias	CA	1	0	1	1	-
Counter Claim	CC	0	2	5	3	2
Detinue	DT	89	90	123	81	42
Garnishment	GA	399	67	451	384	67
Impoundment	IM	15	0	15	15	-
Interrogatory	IN	27	27	51	24	27
Motion for Judgment	MJ	7	7	7	3	4
Overweight	OC	2	0	2	2	-
Other	OT	6	1	8	7	1
Protective Order	PO	13	0	13	13	-
Prelim Prot Order	PP	33	42	75	33	42
Petition-Restore Arms	PR	1	1	1	0	1
Show Cause	SC	25	11	36	26	10
Tenants Assertion	TA	0	0	1	1	-
Unlawful Detainer	UD	326	285	414	318	96
Warrant in Debt	WD	803	774	992	817	174
Civil Total		1,774	1,311	2,225	1,754	470
Roanoke Totals		4,005	4,600	5,901	3,905	1,993



		Filings	Hearings	Transactions	Concluded	Cont
<u>Criminal</u>						
Capias	CA	13	40	40	15	25
Felony	F	176	373	434	158	276
Misdemeanor	M	411	782	801	461	340
Show Cause	SC	23	64	64	24	40
Criminal Total		623	1,259	1,339	658	681
<u>Traffic</u>						
Capias	CA	3	7	7	4	3
Civil Violation	CV	6	24	24	2	22
Felony	F	10	19	23	8	15
Infraction	I	1,016	1,023	1,355	1,081	274
Misdemeanor	M	375	897	897	427	470
Other	O	1	1	1	1	-
Restricted O/L	RL	8	8	8	8	-
Show Cause	SC	28	47	47	25	22
Traffic Total		1,447	2,026	2,362	1,556	806
<u>Civil</u>						
Abstract	AJ	7	0	7	7	-
Admin License	AL	11	0	11	11	-
Bond Forfeiture	BF	9	6	17	13	4
Counter Claim	CC	2	2	2	1	1
Detinue	DT	58	59	81	55	26
Garnishment	GA	355	64	426	362	64
Impoundment	IM	17	0	17	17	-
Interrogatory	IN	32	49	65	16	49
Other	OT	13	2	14	12	2
Protective Order	PO	10	1	12	11	1
Prelim Prot Order	PP	33	33	65	32	33
Show Cause	SC	23	21	35	18	17
Tenants Assertion	TA	2	3	3	0	3
Third Party Claim	TH	1	1	1	0	1
Unlawful Detainer	UD	245	233	319	235	84
Warrant in Debt	WD	690	684	872	678	194
Civil Total		1,508	1,158	1,947	1,468	479
Roanoke Totals		3,578	4,443	5,648	3,682	1,966



		<u>Filings</u>	<u>Hearings</u>	<u>Transactions</u>	<u>Concluded</u>	<u>Cont</u>
<u>Criminal</u>						
Capias	CA	24	37	37	10	27
Civil Violation	CV	1	1	1	1	-
Felony	F	141	391	455	184	271
Misdemeanor	M	386	686	701	357	344
Show Cause	SC	26	55	55	28	27
Criminal Total		578	1,170	1,249	580	669
<u>Traffic</u>						
Capias	CA	2	5	5	2	3
Civil Violation	CV	3	9	9	2	7
Felony	F	8	37	38	13	25
Infraction	I	961	871	1,210	975	235
Misdemeanor	M	382	810	810	378	432
Restricted O/L	RL	8	8	8	8	-
Show Cause	SC	23	37	37	20	17
Traffic Total		1,387	1,777	2,117	1,398	719
<u>Civil</u>						
Abstract	AJ	6	0	6	6	-
Admin License	AL	15	0	15	15	-
Bond Forfeiture	BF	14	2	16	14	2
Capias	CA	1	0	1	1	-
Counter Claim	CC	3	4	6	3	3
Detinue	DT	63	59	81	61	20
Garnishment	GA	338	60	398	338	60
Impoundment	IM	13	0	13	13	-
Interrogatory	IN	26	19	35	16	19
Other	OT	9	1	9	8	1
Protective Order	PO	7	1	7	6	1
Prelim Prot Order	PP	25	27	43	16	27
Show Cause	SC	14	11	20	10	10
Tenants Assertion	TA	1	1	1	0	1
Unlawful Detainer	UD	225	224	321	238	83
Warrant in Debt	WD	684	621	831	677	154
Civil Total		1,444	1,030	1,803	1,422	381
Roanoke Totals		3,409	3,977	5,169	3,400	1,769



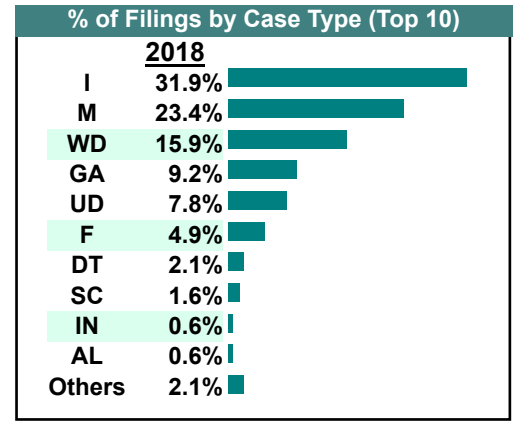
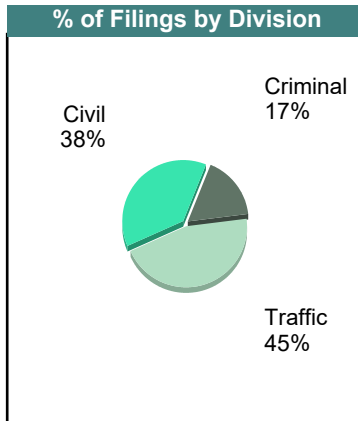
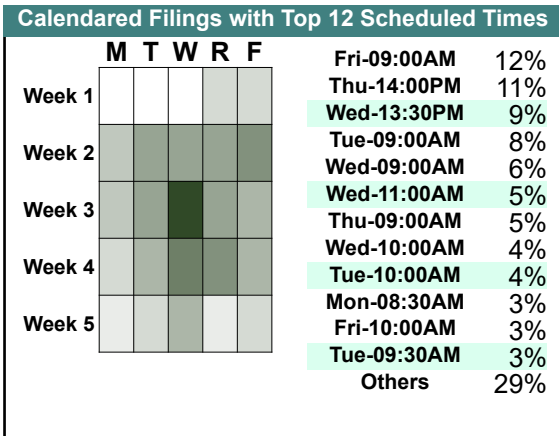
CASELOAD STATISTICS OF THE GENERAL DISTRICT COURTS

March 2018

Roanoke

District: 23

		<u>Filings</u>	<u>Hearings</u>	<u>Transactions</u>	<u>Concluded</u>	<u>Cont</u>
<u>Criminal</u>						
Capias	CA	7	21	21	11	10
Felony	F	187	467	523	205	318
Misdemeanor	M	454	760	778	448	330
Other	O	0	1	1	1	-
Show Cause	SC	26	56	56	23	33
Criminal Total		674	1,305	1,379	688	691
<u>Traffic</u>						
Capias	CA	2	4	4	1	3
Civil Violation	CV	4	29	29	10	19
Felony	F	11	32	36	11	25
Infraction	I	1,279	1,221	1,581	1,288	293
Misdemeanor	M	484	991	991	407	584
Other	O	2	2	2	2	-
Restricted O/L	RL	9	9	9	9	-
Show Cause	SC	28	45	45	26	19
Traffic Total		1,819	2,333	2,697	1,754	943
<u>Civil</u>						
Abstract	AJ	4	0	4	4	-
Admin License	AL	23	0	23	23	-
Bond Forfeiture	BF	9	3	11	8	3
Capias	CA	1	0	1	1	-
Counter Claim	CC	2	3	5	3	2
Detinue	DT	85	85	125	94	31
Garnishment	GA	368	57	420	363	57
Impoundment	IM	11	0	11	11	-
Interrogatory	IN	25	24	37	13	24
Other	OT	10	0	10	10	-
Protective Order	PO	9	0	9	9	-
Prelim Prot Order	PP	13	19	38	19	19
Show Cause	SC	10	5	16	13	3
Unlawful Detainer	UD	315	264	400	307	93
Warrant in Debt	WD	637	650	834	661	173
Civil Total		1,522	1,110	1,944	1,539	405
Roanoke Totals		4,015	4,748	6,020	3,981	2,039



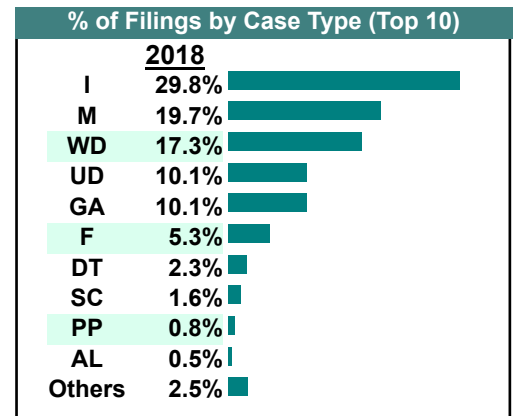
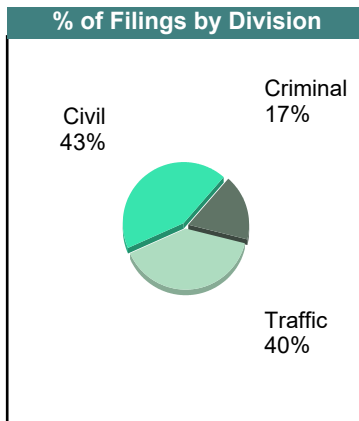
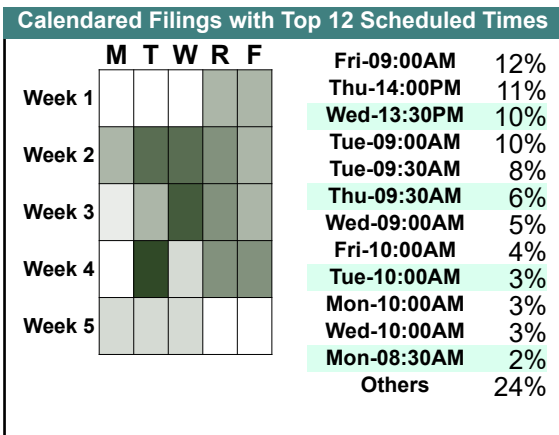
CASELOAD STATISTICS OF THE GENERAL DISTRICT COURTS

February 2018

Roanoke

District: 23

		<u>Filings</u>	<u>Hearings</u>	<u>Transactions</u>	<u>Concluded</u>	<u>Cont</u>
<u>Criminal</u>						
Capias	CA	10	22	22	10	12
Civil Violation	CV	0	1	1	1	-
Felony	F	182	387	420	129	291
Misdemeanor	M	399	721	735	459	276
Other	O	11	13	13	12	1
Show Cause	SC	20	44	44	13	31
Criminal Total		622	1,188	1,235	624	611
<u>Traffic</u>						
Capias	CA	2	4	4	2	2
Civil Violation	CV	9	17	17	2	15
Felony	F	7	24	26	9	17
Infraction	I	1,062	998	1,376	1,071	305
Misdemeanor	M	303	720	720	322	398
Restricted O/L	RL	3	3	3	3	-
Show Cause	SC	22	29	29	15	14
Traffic Total		1,408	1,795	2,175	1,424	751
<u>Civil</u>						
Abstract	AJ	3	0	3	3	-
Admin License	AL	17	0	17	17	-
Bond Forfeiture	BF	10	2	11	9	2
Capias	CA	2	0	2	2	-
Counter Claim	CC	1	1	2	1	1
Detinue	DT	83	81	107	81	26
Garnishment	GA	360	66	418	352	66
Impoundment	IM	10	0	10	10	-
Interrogatory	IN	12	17	40	23	17
Other	OT	9	0	10	10	-
Protective Order	PO	7	0	7	7	-
Prelim Prot Order	PP	28	27	51	24	27
Show Cause	SC	16	10	26	19	7
Tenants Assertion	TA	0	0	1	1	-
Third Party Claim	TH	0	0	1	1	-
Unlawful Detainer	UD	361	271	431	356	75
Warrant in Debt	WD	615	633	794	641	153
Civil Total		1,534	1,108	1,931	1,557	374
Roanoke Totals		3,564	4,091	5,341	3,605	1,736



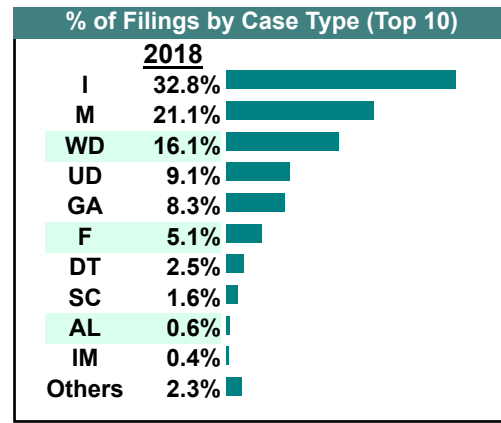
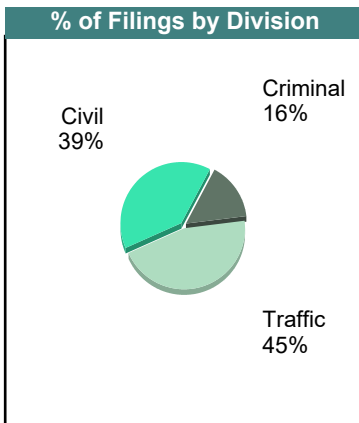
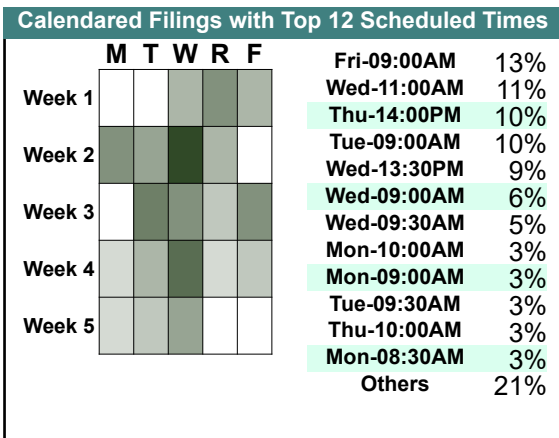
CASELOAD STATISTICS OF THE GENERAL DISTRICT COURTS

January 2018

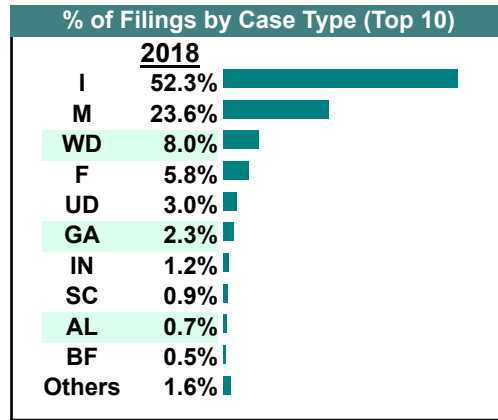
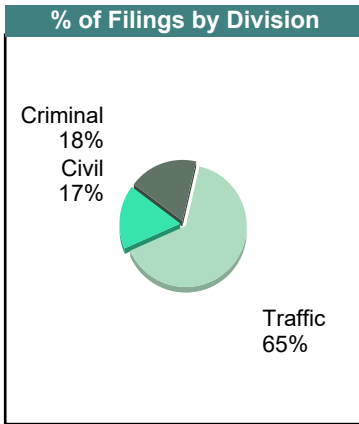
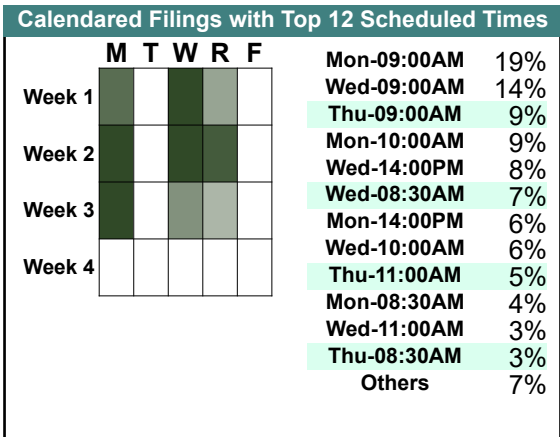
Roanoke

District: 23

		<u>Filings</u>	<u>Hearings</u>	<u>Transactions</u>	<u>Concluded</u>	<u>Cont</u>
<u>Criminal</u>						
Capias	CA	7	18	18	7	11
Felony	F	168	382	445	190	255
Misdemeanor	M	384	658	667	365	302
Other	O	2	4	4	3	1
Show Cause	SC	20	34	34	17	17
Criminal Total		581	1,096	1,168	582	586
<u>Traffic</u>						
Capias	CA	4	10	10	8	2
Civil Violation	CV	8	16	16	4	12
Felony	F	23	39	44	13	31
Infraction	I	1,228	1,103	1,510	1,229	281
Misdemeanor	M	406	753	753	355	398
Restricted O/L	RL	1	1	1	1	-
Show Cause	SC	20	31	31	16	15
Traffic Total		1,690	1,953	2,365	1,626	739
<u>Civil</u>						
Abstract	AJ	6	0	6	6	-
Admin License	AL	22	0	22	22	-
Bond Forfeiture	BF	10	1	11	10	1
Capias	CA	1	0	1	1	-
Counter Claim	CC	3	5	5	1	4
Detinue	DT	94	86	110	76	34
Garnishment	GA	312	54	379	325	53
Impoundment	IM	15	0	15	15	-
Interrogatory	IN	11	23	49	26	23
Other	OT	8	2	9	8	1
Protective Order	PO	4	0	4	4	-
Prelim Prot Order	PP	15	17	33	16	17
Show Cause	SC	21	12	38	27	11
Tenants Assertion	TA	5	3	7	5	2
Unlawful Detainer	UD	341	288	439	350	89
Warrant in Debt	WD	604	614	827	671	156
Civil Total		1,472	1,105	1,955	1,563	391
Roanoke Totals		3,743	4,154	5,488	3,771	1,716

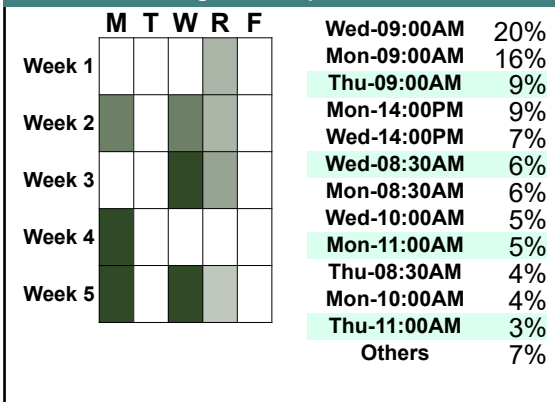


		Filings	Hearings	Transactions	Concluded	Cont
<u>Criminal</u>						
Capias	CA	3	21	21	5	16
Civil Violation	CV	1	4	4	2	2
Felony	F	98	271	295	79	216
Misdemeanor	M	208	603	611	219	392
Show Cause	SC	4	12	12	3	9
Criminal Total		314	911	943	308	635
<u>Traffic</u>						
Capias	CA	0	3	3	2	1
Civil Violation	CV	2	23	23	7	16
Felony	F	2	21	23	4	19
Infraction	I	896	771	1,150	785	365
Misdemeanor	M	197	635	635	243	392
Restricted O/L	RL	2	2	2	2	-
Show Cause	SC	9	17	17	10	7
Traffic Total		1,108	1,472	1,853	1,053	800
<u>Civil</u>						
Abstract	AJ	4	0	4	4	-
Admin License	AL	12	1	13	12	-
Bond Forfeiture	BF	9	4	13	9	4
Capias	CA	1	0	1	1	-
Custody Relief	CR	1	1	1	0	1
Garnishment	GA	39	19	49	30	19
Impoundment	IM	7	0	7	7	-
Interrogatory	IN	21	19	26	7	19
Other	OT	5	0	5	5	-
Prelim Prot Order	PP	2	0	2	2	-
Show Cause	SC	3	0	4	4	-
Tenants Assertion	TA	0	1	2	1	1
Unlawful Detainer	UD	51	54	65	46	19
Warrant in Debt	WD	137	145	194	134	60
Civil Total		292	244	386	262	123
Roanoke County Totals		1,714	2,627	3,182	1,623	1,558

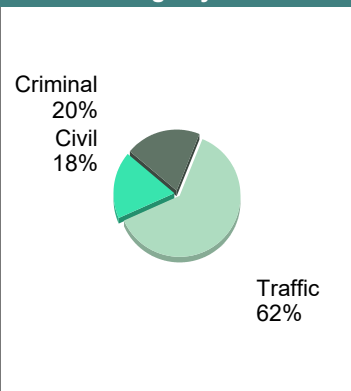


		<u>Filings</u>	<u>Hearings</u>	<u>Transactions</u>	<u>Concluded</u>	<u>Cont</u>
<u>Criminal</u>						
Capias	CA	10	21	21	4	17
Civil Violation	CV	3	3	3	1	2
Felony	F	91	273	297	86	211
Misdemeanor	M	269	728	730	249	481
Show Cause	SC	8	16	16	4	12
Criminal Total		381	1,041	1,067	344	723
<u>Traffic</u>						
Capias	CA	1	5	5	1	4
Civil Violation	CV	5	17	17	2	15
Felony	F	7	31	33	6	27
Infraction	I	887	853	1,203	914	289
Misdemeanor	M	256	641	641	252	389
Show Cause	SC	15	29	29	16	13
Traffic Total		1,171	1,576	1,928	1,191	737
<u>Civil</u>						
Admin License	AL	23	1	23	22	1
Bond Forfeiture	BF	9	6	11	5	6
Capias	CA	1	0	1	1	-
Detinue	DT	0	1	1	1	-
Garnishment	GA	49	8	54	46	8
Impoundment	IM	2	0	2	2	-
Interrogatory	IN	16	11	28	17	11
Other	OT	2	0	2	2	-
Prelim Prot Order	PP	4	0	4	4	-
Show Cause	SC	5	1	7	6	1
Tenants Assertion	TA	2	3	3	0	3
Unlawful Detainer	UD	55	45	63	51	12
Warrant in Debt	WD	165	163	210	160	50
Civil Total		333	239	409	317	92
Roanoke County Totals		1,885	2,856	3,404	1,852	1,552

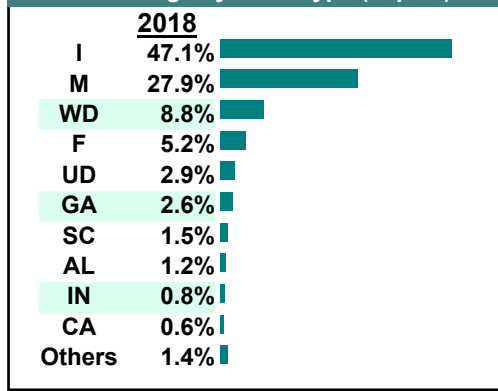
Calendarized Filings with Top 12 Scheduled Times



% of Filings by Division

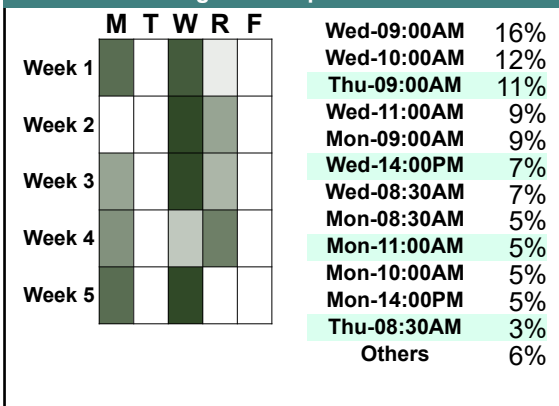


% of Filings by Case Type (Top 10)

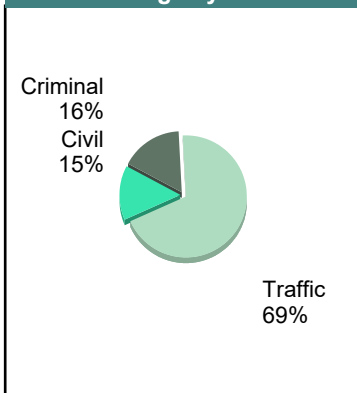


		<u>Filings</u>	<u>Hearings</u>	<u>Transactions</u>	<u>Concluded</u>	<u>Cont</u>
<u>Criminal</u>						
Capias	CA	4	32	32	12	20
Civil Violation	CV	1	1	1	0	1
Felony	F	120	329	348	113	235
Misdemeanor	M	242	808	813	283	530
Show Cause	SC	12	15	15	11	4
Criminal Total		379	1,185	1,209	419	790
<u>Traffic</u>						
Capias	CA	5	10	10	3	7
Civil Violation	CV	6	30	30	10	20
Felony	F	13	35	36	8	28
Infraction	I	1,207	1,060	1,540	1,197	343
Misdemeanor	M	371	821	821	351	470
Restricted O/L	RL	2	2	2	2	-
Show Cause	SC	6	21	21	11	10
Traffic Total		1,610	1,979	2,460	1,582	878
<u>Civil</u>						
Abstract	AJ	1	0	1	1	-
Admin License	AL	25	0	25	25	-
Bond Forfeiture	BF	13	10	23	14	9
Counter Claim	CC	0	2	2	0	2
Detinue	DT	1	2	3	2	1
Garnishment	GA	52	10	55	45	9
Impoundment	IM	6	0	6	6	-
Interrogatory	IN	8	6	17	11	6
Other	OT	3	1	3	2	1
Protective Order	PO	3	0	3	3	-
Prelim Prot Order	PP	8	0	8	8	-
Show Cause	SC	2	1	4	3	1
Unlawful Detainer	UD	58	38	70	67	3
Warrant in Debt	WD	159	161	216	154	62
Civil Total		339	231	436	341	94
Roanoke County Totals		2,328	3,395	4,105	2,342	1,762

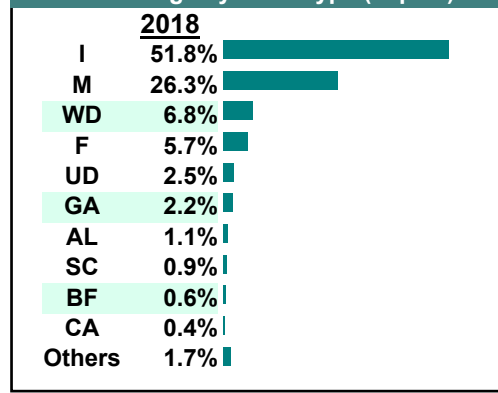
Calendared Filings with Top 12 Scheduled Times



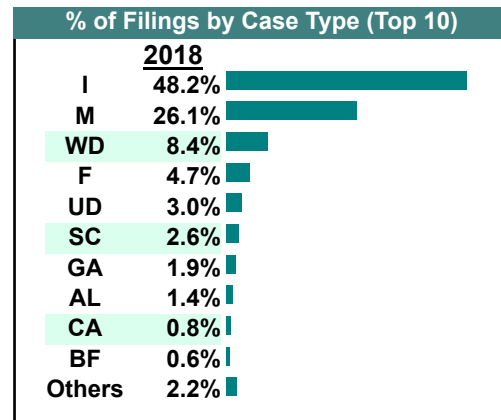
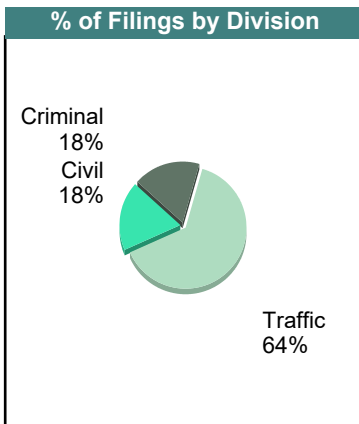

% of Filings by Division



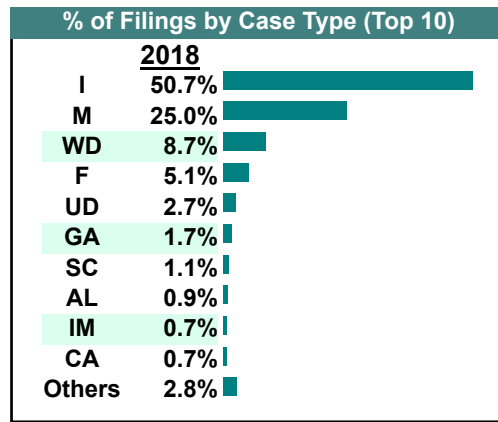
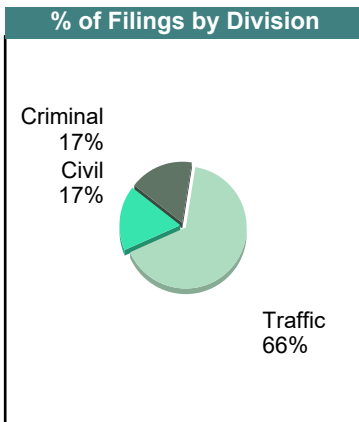
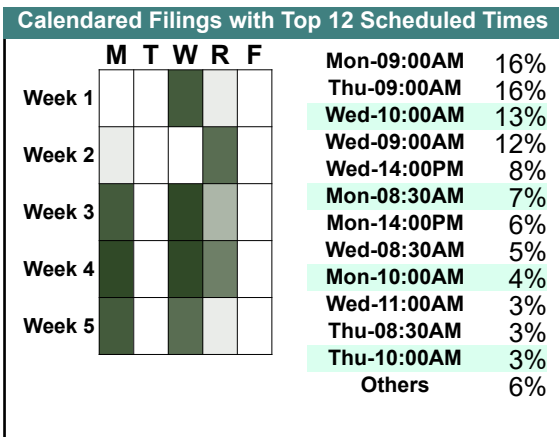
% of Filings by Case Type (Top 10)



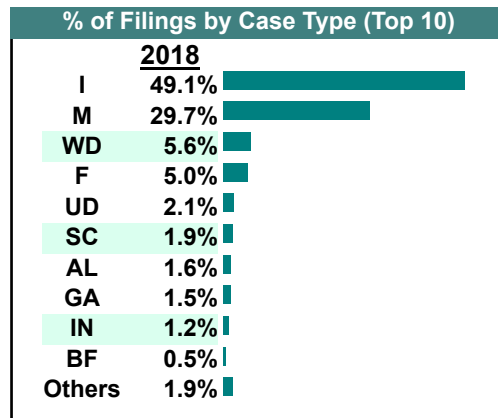
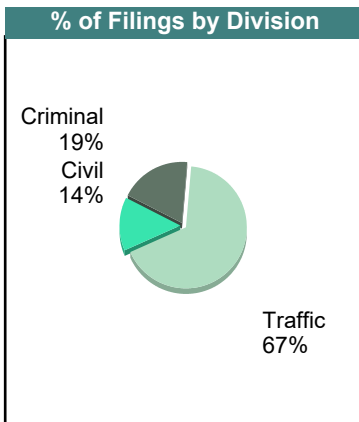
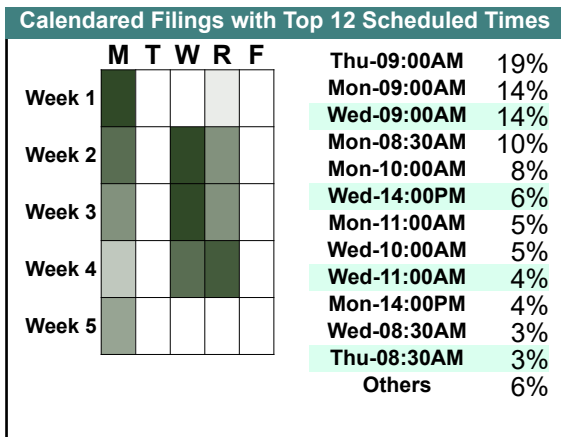
		<u>Filings</u>	<u>Hearings</u>	<u>Transactions</u>	<u>Concluded</u>	<u>Cont</u>
<u>Criminal</u>						
Capias	CA	12	32	32	9	23
Civil Violation	CV	1	2	2	2	-
Felony	F	88	297	305	108	197
Misdemeanor	M	231	743	751	268	482
Show Cause	SC	7	13	13	8	5
Criminal Total		339	1,087	1,103	395	707
<u>Traffic</u>						
Capias	CA	3	6	6	3	3
Civil Violation	CV	4	23	23	7	16
Felony	F	2	14	14	5	9
Infraction	I	921	897	1,260	974	286
Misdemeanor	M	267	732	732	342	390
Restricted O/L	RL	1	1	1	1	-
Show Cause	SC	20	30	30	11	19
Traffic Total		1,218	1,703	2,066	1,343	723
<u>Civil</u>						
Abstract	AJ	5	0	5	5	-
Admin License	AL	26	0	26	26	-
Bond Forfeiture	BF	12	8	15	8	5
Capias	CA	1	0	1	1	-
Detinue	DT	1	2	2	1	1
Garnishment	GA	36	0	42	42	-
Impoundment	IM	6	0	6	6	-
Interrogatory	IN	12	11	37	26	11
Other	OT	4	0	4	4	-
Protective Order	PO	3	0	3	3	-
Prelim Prot Order	PP	4	0	4	4	-
Show Cause	SC	22	1	23	22	1
Tenants Assertion	TA	1	0	1	1	-
Unlawful Detainer	UD	58	45	70	55	15
Warrant in Debt	WD	161	163	212	155	57
Civil Total		352	230	451	359	90
Roanoke County Totals		1,909	3,020	3,620	2,097	1,520



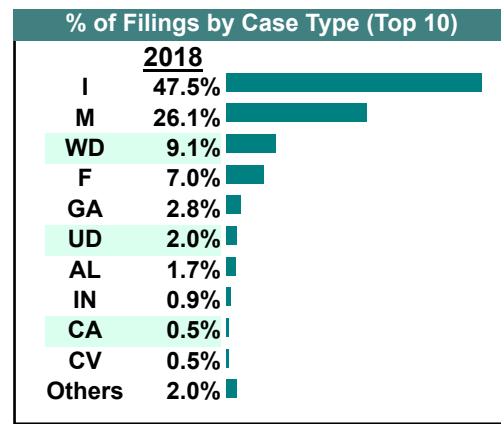
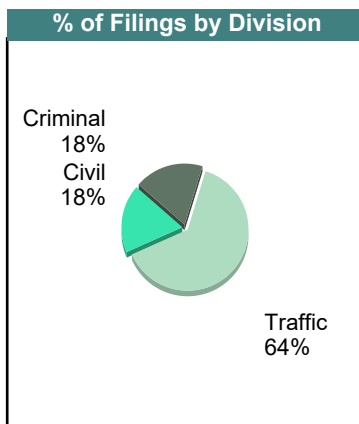
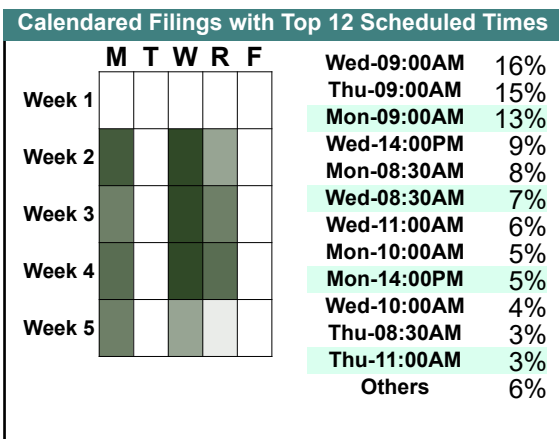
		Filings	Hearings	Transactions	Concluded	Cont
<u>Criminal</u>						
Capias	CA	13	34	34	14	20
Civil Violation	CV	3	2	5	5	-
Felony	F	106	345	387	141	246
Misdemeanor	M	256	824	826	285	540
Show Cause	SC	4	12	12	8	4
Criminal Total		382	1,217	1,264	453	810
<u>Traffic</u>						
Capias	CA	2	3	3	2	1
Civil Violation	CV	10	41	41	6	35
Felony	F	9	30	32	8	24
Infraction	I	1,147	1,024	1,525	1,202	323
Misdemeanor	M	311	874	874	380	494
Restricted O/L	RL	1	1	1	1	-
Show Cause	SC	12	22	22	10	12
Traffic Total		1,492	1,995	2,498	1,609	889
<u>Civil</u>						
Abstract	AJ	3	0	3	3	-
Admin License	AL	21	0	21	21	-
Bond Forfeiture	BF	13	9	19	10	9
Counter Claim	CC	1	2	2	0	2
Detinue	DT	1	1	1	0	1
Garnishment	GA	39	10	48	38	10
Impoundment	IM	16	0	16	16	-
Interrogatory	IN	4	7	19	12	7
Other	OT	8	0	8	8	-
Protective Order	PO	5	0	5	5	-
Prelim Prot Order	PP	14	0	14	14	-
Show Cause	SC	9	3	11	8	3
Tenants Assertion	TA	0	1	1	1	-
Unlawful Detainer	UD	60	49	69	56	13
Warrant in Debt	WD	196	190	242	180	62
Civil Total		390	272	479	372	107
Roanoke County Totals		2,264	3,484	4,241	2,434	1,806



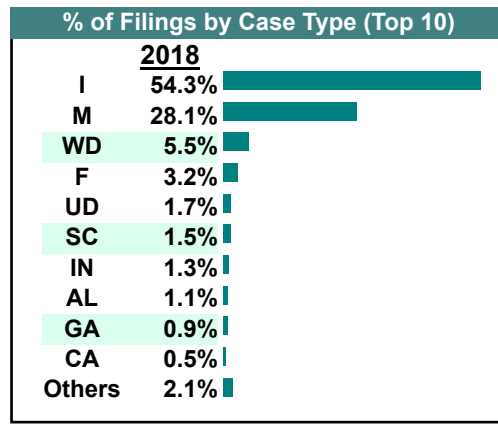
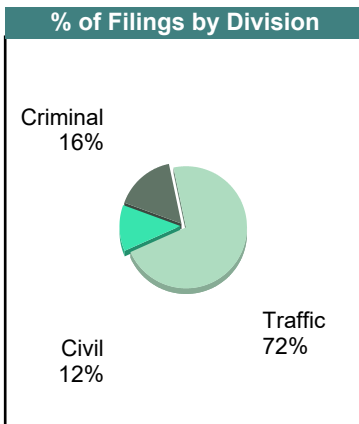
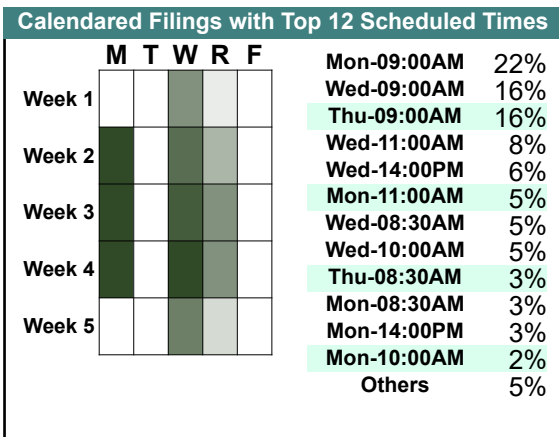
		<u>Filings</u>	<u>Hearings</u>	<u>Transactions</u>	<u>Concluded</u>	<u>Cont</u>
<u>Criminal</u>						
Capias	CA	4	22	22	10	12
Civil Violation	CV	2	3	3	1	2
Felony	F	104	340	362	106	256
Misdemeanor	M	300	815	820	240	580
Show Cause	SC	12	20	20	13	7
Criminal Total		422	1,200	1,227	370	857
<u>Traffic</u>						
Capias	CA	0	3	3	2	1
Civil Violation	CV	6	24	24	8	16
Felony	F	8	16	16	0	16
Infraction	I	1,109	1,046	1,457	1,087	370
Misdemeanor	M	371	931	931	371	560
Restricted O/L	RL	2	2	2	2	-
Show Cause	SC	17	28	28	19	9
Traffic Total		1,513	2,050	2,461	1,489	972
<u>Civil</u>						
Abstract	AJ	1	0	1	1	-
Admin License	AL	35	0	35	35	-
Bond Forfeiture	BF	11	6	14	8	6
Counter Claim	CC	0	1	1	0	1
Detinue	DT	0	0	1	1	-
Garnishment	GA	33	4	48	44	4
Impoundment	IM	9	0	9	9	-
Interrogatory	IN	27	23	42	19	23
Other	OT	3	0	3	3	-
Protective Order	PO	5	0	5	5	-
Prelim Prot Order	PP	9	0	10	10	-
Show Cause	SC	14	1	14	13	1
Tenants Assertion	TA	1	1	1	0	1
Unlawful Detainer	UD	48	43	61	50	11
Warrant in Debt	WD	126	135	177	143	34
Civil Total		322	214	422	341	81
Roanoke County Totals		2,257	3,464	4,110	2,200	1,910



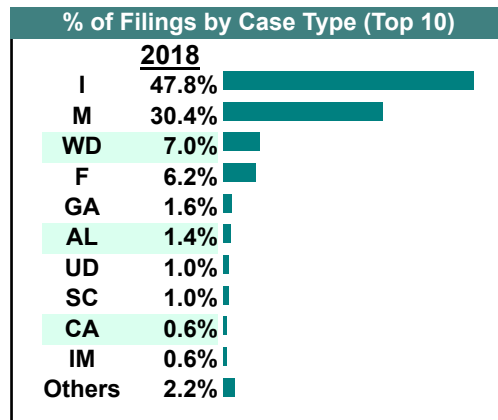
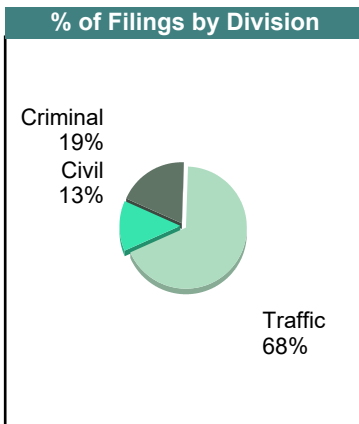
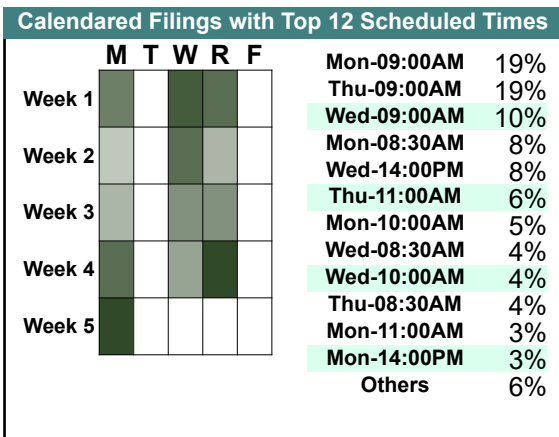
		Filings	Hearings	Transactions	Concluded	Cont
<u>Criminal</u>						
Capias	CA	6	28	28	5	23
Civil Violation	CV	1	6	6	4	2
Felony	F	136	373	395	105	290
Misdemeanor	M	232	831	834	241	593
Show Cause	SC	5	13	13	6	7
Criminal Total		380	1,251	1,276	361	915
<u>Traffic</u>						
Capias	CA	3	7	7	2	5
Civil Violation	CV	9	24	24	4	20
Felony	F	9	17	18	4	14
Infraction	I	979	968	1,337	1,006	331
Misdemeanor	M	306	758	758	300	458
Restricted O/L	RL	3	3	3	3	-
Show Cause	SC	2	12	12	7	5
Traffic Total		1,311	1,789	2,159	1,326	833
<u>Civil</u>						
Abstract	AJ	3	0	3	3	-
Admin License	AL	35	0	35	35	-
Bond Forfeiture	BF	9	0	9	9	-
Capias	CA	1	0	1	1	-
Counter Claim	CC	2	1	2	1	1
Detinue	DT	1	2	2	0	2
Garnishment	GA	57	14	63	49	14
Impoundment	IM	5	0	5	5	-
Interrogatory	IN	18	13	24	11	13
Other	OT	1	0	2	2	-
Protective Order	PO	2	0	2	2	-
Prelim Prot Order	PP	8	0	8	8	-
Show Cause	SC	0	1	3	2	1
Unlawful Detainer	UD	41	29	45	39	6
Warrant in Debt	WD	188	177	227	171	56
Civil Total		371	237	431	338	93
Roanoke County Totals		2,062	3,277	3,866	2,025	1,841



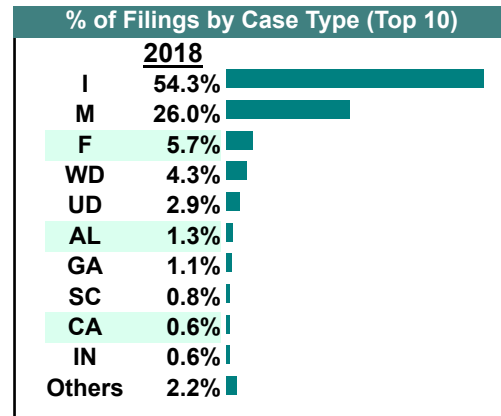
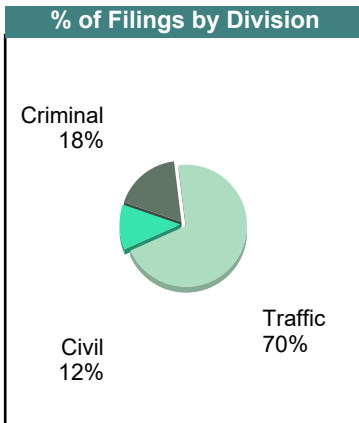
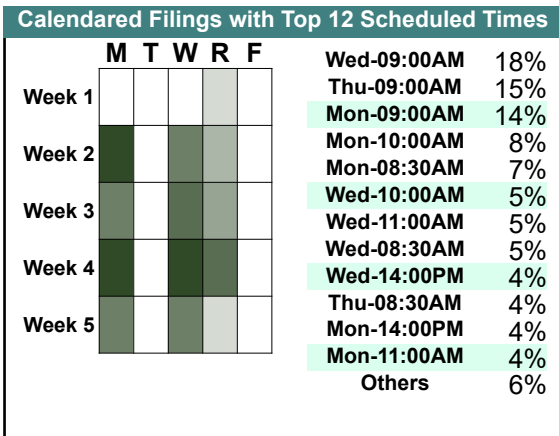
		Filings	Hearings	Transactions	Concluded	Cont
<u>Criminal</u>						
Capias	CA	11	39	39	12	27
Civil Violation	CV	5	7	7	4	3
Felony	F	79	294	308	90	218
Misdemeanor	M	300	860	863	240	623
Show Cause	SC	12	18	18	8	10
Criminal Total		407	1,218	1,235	354	881
<u>Traffic</u>						
Capias	CA	0	5	5	3	2
Civil Violation	CV	6	32	32	12	20
Felony	F	2	14	16	9	7
Infraction	I	1,379	1,199	1,751	1,330	421
Misdemeanor	M	414	995	995	406	589
Restricted O/L	RL	5	5	5	5	-
Show Cause	SC	15	30	30	13	17
Traffic Total		1,821	2,280	2,834	1,778	1,056
<u>Civil</u>						
Abstract	AJ	4	0	4	4	-
Admin License	AL	27	0	28	28	-
Bond Forfeiture	BF	8	6	12	7	5
Capias	CA	1	0	1	1	-
Detinue	DT	1	1	1	0	1
Garnishment	GA	24	7	32	25	7
Impoundment	IM	9	0	9	9	-
Interrogatory	IN	32	25	48	23	25
Other	OT	7	1	7	6	-
Protective Order	PO	3	0	3	3	-
Prelim Prot Order	PP	5	1	5	4	1
Show Cause	SC	11	4	13	9	4
Unlawful Detainer	UD	42	30	52	46	6
Warrant in Debt	WD	139	142	195	150	45
Civil Total		313	217	410	315	94
Roanoke County Totals		2,541	3,715	4,479	2,447	2,031



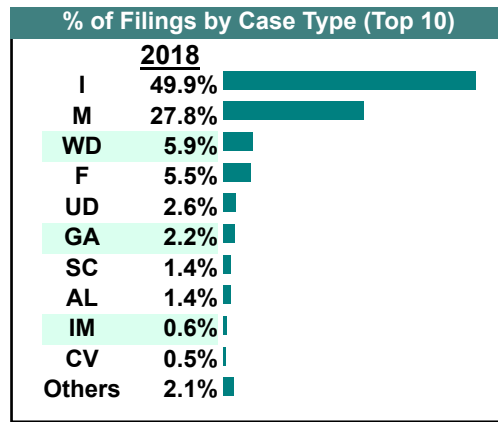
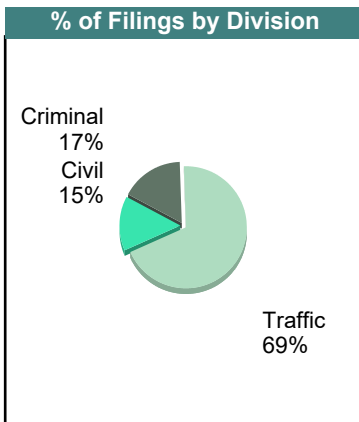
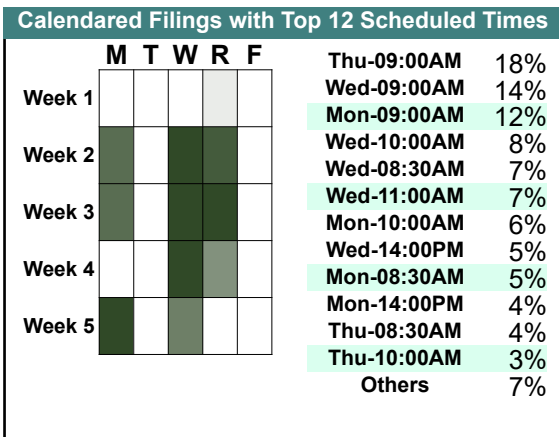
		Filings	Hearings	Transactions	Concluded	Cont
<u>Criminal</u>						
Capias	CA	10	36	36	8	28
Felony	F	121	336	336	85	251
Misdemeanor	M	241	695	698	209	489
Show Cause	SC	4	15	15	4	11
Criminal Total		376	1,082	1,085	306	779
<u>Traffic</u>						
Capias	CA	2	5	5	1	4
Civil Violation	CV	6	21	21	7	14
Felony	F	4	13	13	3	10
Infraction	I	960	945	1,305	1,024	281
Misdemeanor	M	369	780	780	336	444
Other	O	1	1	1	1	-
Restricted O/L	RL	7	7	7	7	-
Show Cause	SC	12	17	17	9	8
Traffic Total		1,361	1,789	2,149	1,388	761
<u>Civil</u>						
Abstract	AJ	3	0	3	3	-
Admin License	AL	29	2	30	28	1
Bond Forfeiture	BF	8	2	10	8	2
Capias	CA	1	0	1	1	-
Detinue	DT	0	0	1	1	-
Garnishment	GA	32	8	39	31	8
Impoundment	IM	12	0	12	12	-
Interrogatory	IN	8	2	13	11	2
Other	OT	7	1	7	6	-
Protective Order	PO	1	0	1	1	-
Prelim Prot Order	PP	3	0	3	3	-
Show Cause	SC	4	1	6	5	1
Unlawful Detainer	UD	21	21	33	24	9
Warrant in Debt	WD	141	141	194	130	64
Civil Total		270	178	353	264	87
Roanoke County Totals		2,007	3,049	3,587	1,958	1,627



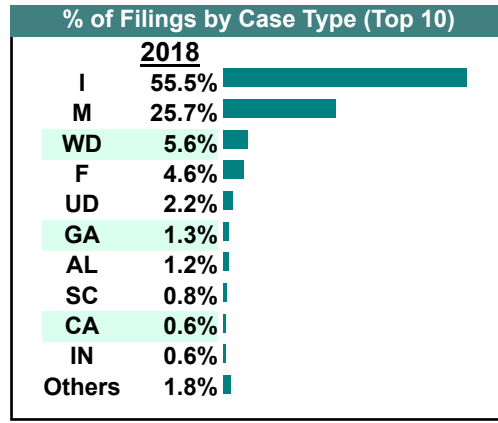
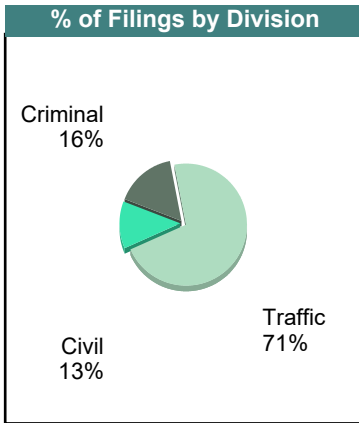
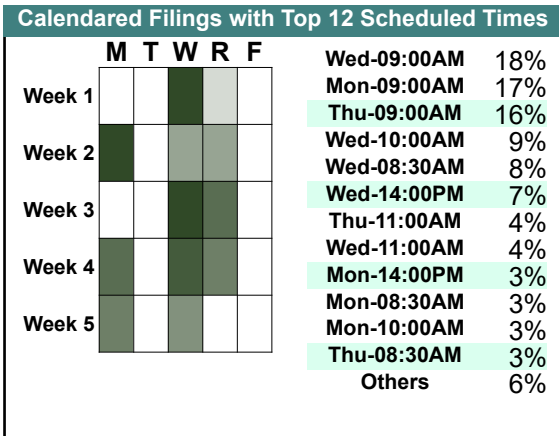
		Filings	Hearings	Transactions	Concluded	Cont
<u>Criminal</u>						
Capias	CA	9	23	23	5	18
Civil Violation	CV	0	3	3	2	1
Felony	F	118	303	306	62	244
Misdemeanor	M	255	764	768	253	514
Motion	MO	1	1	1	1	-
Show Cause	SC	6	12	12	7	5
Criminal Total		389	1,106	1,113	330	782
<u>Traffic</u>						
Capias	CA	5	15	15	4	11
Civil Violation	CV	6	24	24	7	17
Felony	F	5	21	22	7	15
Infraction	I	1,182	1,083	1,568	1,163	405
Misdemeanor	M	311	834	834	295	539
Restricted O/L	RL	8	8	8	8	-
Show Cause	SC	11	18	18	10	8
Traffic Total		1,528	2,003	2,489	1,494	995
<u>Civil</u>						
Admin License	AL	29	2	31	29	1
Bond Forfeiture	BF	7	5	12	7	3
Detinue	DT	1	1	2	1	1
Garnishment	GA	24	9	35	26	9
Impoundment	IM	12	0	12	12	-
Interrogatory	IN	14	13	19	6	13
Other	OT	8	1	8	7	1
Protective Order	PO	2	0	2	2	-
Prelim Prot Order	PP	3	0	3	3	-
Show Cause	SC	1	2	6	5	1
Unlawful Detainer	UD	63	45	75	59	16
Warrant in Debt	WD	94	99	142	112	30
Civil Total		258	177	347	269	75
Roanoke County Totals		2,175	3,286	3,949	2,093	1,852



		Filings	Hearings	Transactions	Concluded	Cont
<u>Criminal</u>						
Capias	CA	7	31	31	9	22
Civil Violation	CV	1	2	2	1	1
Felony	F	99	297	312	115	197
Misdemeanor	M	204	610	612	214	398
Motion	MO	1	1	1	1	-
Show Cause	SC	9	14	14	7	7
Criminal Total		321	955	972	347	625
<u>Traffic</u>						
Capias	CA	2	8	8	5	3
Civil Violation	CV	9	25	25	6	19
Felony	F	8	29	31	10	21
Infraction	I	965	929	1,284	953	331
Misdemeanor	M	334	774	774	310	464
Restricted O/L	RL	3	8	8	3	5
Show Cause	SC	10	21	21	11	10
Traffic Total		1,331	1,794	2,151	1,298	853
<u>Civil</u>						
Abstract	AJ	4	0	4	4	-
Admin License	AL	27	1	27	26	1
Bond Forfeiture	BF	4	1	5	4	1
Detinue	DT	0	0	1	1	-
Garnishment	GA	43	9	52	43	9
Impoundment	IM	12	0	12	12	-
Interrogatory	IN	4	9	15	6	9
Other	OT	7	0	7	7	-
Protective Order	PO	1	0	1	1	-
Prelim Prot Order	PP	7	0	7	7	-
Show Cause	SC	9	7	10	3	7
Tenants Assertion	TA	0	0	1	1	-
Unlawful Detainer	UD	50	37	57	46	11
Warrant in Debt	WD	114	133	183	131	52
Civil Total		282	197	382	292	90
Roanoke County Totals		1,934	2,946	3,505	1,937	1,568



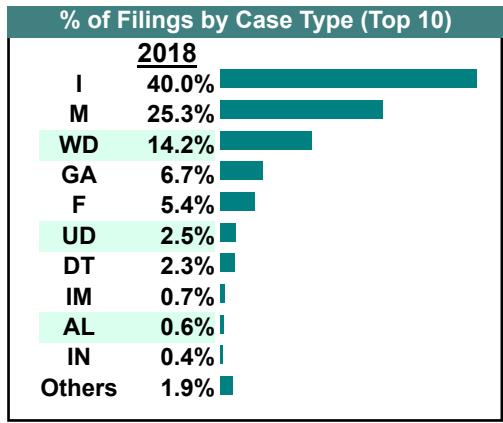
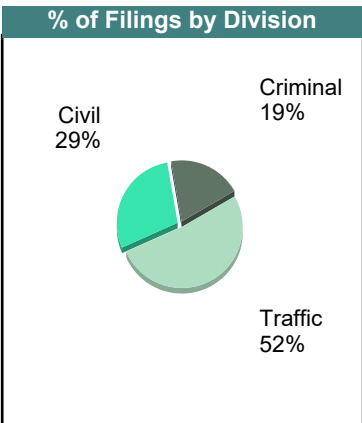
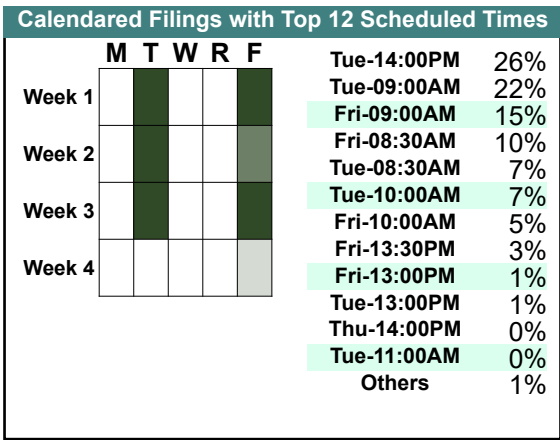
		Filings	Hearings	Transactions	Concluded	Cont
<u>Criminal</u>						
Capias	CA	11	28	28	4	24
Civil Violation	CV	1	1	1	0	1
Felony	F	104	272	285	83	202
Misdemeanor	M	255	783	790	278	512
Show Cause	SC	5	15	15	6	9
Criminal Total		376	1,099	1,119	371	748
<u>Traffic</u>						
Capias	CA	2	7	7	0	7
Civil Violation	CV	5	28	28	8	20
Felony	F	5	27	28	6	22
Infraction	I	1,304	1,144	1,658	1,240	418
Misdemeanor	M	350	844	844	311	533
Restricted O/L	RL	1	1	1	1	-
Show Cause	SC	12	19	19	8	11
Traffic Total		1,679	2,070	2,585	1,574	1,011
<u>Civil</u>						
Abstract	AJ	2	0	3	3	-
Admin License	AL	28	2	28	26	2
Bond Forfeiture	BF	7	3	13	11	2
Capias	CA	2	0	2	2	-
Detinue	DT	3	3	4	3	1
Garnishment	GA	31	11	34	23	11
Impoundment	IM	13	0	13	13	-
Interrogatory	IN	15	10	19	9	10
Other	OT	4	0	5	5	-
Protective Order	PO	1	0	1	1	-
Prelim Prot Order	PP	4	0	4	4	-
Petition-Restore Arms	PR	1	0	1	1	-
Show Cause	SC	1	1	4	3	1
Tenants Assertion	TA	1	1	1	0	1
Unlawful Detainer	UD	52	40	61	53	8
Warrant in Debt	WD	131	148	186	123	63
Civil Total		296	219	379	280	99
Roanoke County Totals		2,351	3,388	4,083	2,225	1,858



CASELOAD STATISTICS OF THE GENERAL DISTRICT COURTS

December 2018

		<u>Filings</u>	<u>Hearings</u>	<u>Transactions</u>	<u>Concluded</u>	<u>Cont</u>
<u>Criminal</u>						
Capias	CA	0	7	7	0	7
Civil Violation	CV	1	4	4	2	2
Felony	F	36	94	114	41	73
Misdemeanor	M	96	271	280	103	173
Show Cause	SC	1	9	9	3	6
Criminal Total		134	385	414	149	261
<u>Traffic</u>						
Capias	CA	0	3	3	1	2
Civil Violation	CV	0	1	1	0	1
Felony	F	1	4	5	1	4
Infraction	I	275	241	385	282	98
Misdemeanor	M	78	220	220	98	120
Restricted O/L	RL	1	1	1	0	-
Show Cause	SC	0	7	7	3	4
Traffic Total		355	477	622	385	229
<u>Civil</u>						
Admin License	AL	4	0	5	5	-
Bond Forfeiture	BF	2	0	2	2	-
Capias	CA	1	1	2	1	1
Detinue	DT	16	15	22	12	10
Garnishment	GA	46	5	58	53	5
Impoundment	IM	5	0	5	5	-
Interrogatory	IN	3	3	8	5	3
Motion for Judgment	MJ	1	2	2	2	-
Protective Order	PO	2	3	3	2	1
Prelim Prot Order	PP	2	0	2	2	-
Show Cause	SC	2	1	5	4	1
Unlawful Detainer	UD	17	12	25	21	4
Warrant in Debt	WD	98	96	115	97	18
Civil Total		199	138	254	211	43
Salem Totals		688	1,000	1,290	745	533



CASELOAD STATISTICS OF THE GENERAL DISTRICT COURTS


November 2018

Salem

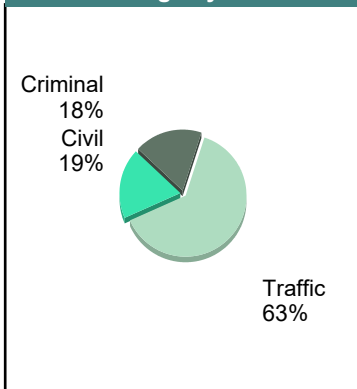
District: 23

		<u>Filings</u>	<u>Hearings</u>	<u>Transactions</u>	<u>Concluded</u>	<u>Cont</u>
<u>Criminal</u>						
Capias	CA	1	10	10	3	7
Civil Violation	CV	2	7	7	5	2
Felony	F	30	94	116	42	74
Misdemeanor	M	96	341	345	125	220
Show Cause	SC	2	16	16	4	12
Criminal Total		131	468	494	179	315
<u>Traffic</u>						
Capias	CA	1	3	3	0	3
Felony	F	2	3	4	1	3
Infraction	I	399	296	477	368	109
Misdemeanor	M	61	160	160	73	87
Show Cause	SC	0	4	4	2	2
Traffic Total		463	466	648	444	204
<u>Civil</u>						
Admin License	AL	6	1	6	5	1
Bond Forfeiture	BF	1	0	1	1	-
Capias	CA	1	1	1	0	1
Detinue	DT	14	9	17	10	7
Garnishment	GA	20	4	25	21	4
Impoundment	IM	3	0	3	3	-
Interrogatory	IN	5	5	15	10	5
Motion for Judgment	MJ	0	1	1	0	1
Other	OT	2	0	2	2	-
Petition-Restore Arms	PR	1	0	1	1	-
Show Cause	SC	6	4	9	5	4
Tenants Assertion	TA	1	2	3	2	1
Unlawful Detainer	UD	25	20	30	21	9
Warrant in Debt	WD	51	52	71	55	16
Civil Total		136	99	185	136	49
Salem Totals		730	1,033	1,327	759	568

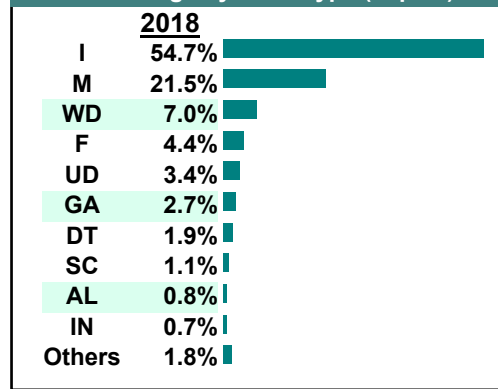
Calendared Filings with Top 12 Scheduled Times



% of Filings by Division



% of Filings by Case Type (Top 10)



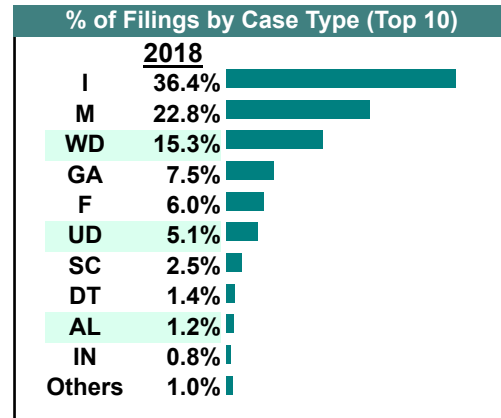
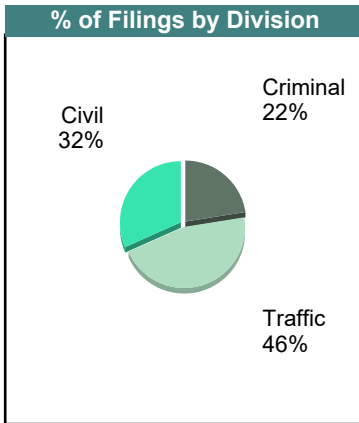
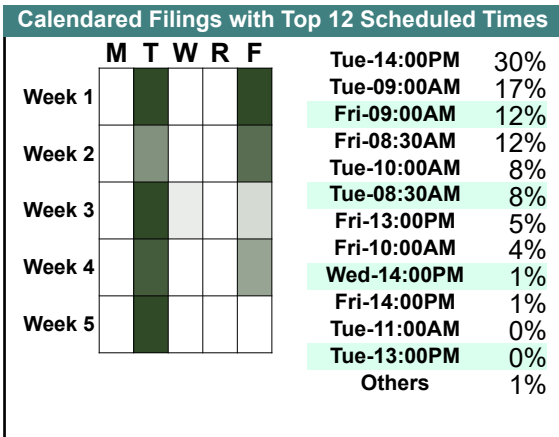
CASELOAD STATISTICS OF THE GENERAL DISTRICT COURTS

October 2018

Salem

District: 23

		<u>Filings</u>	<u>Hearings</u>	<u>Transactions</u>	<u>Concluded</u>	<u>Cont</u>
<u>Criminal</u>						
Capias	CA	2	15	15	5	10
Civil Violation	CV	2	6	6	1	5
Felony	F	45	117	129	35	94
Misdemeanor	M	115	379	382	99	282
Show Cause	SC	8	13	13	1	12
Criminal Total		172	530	545	141	403
<u>Traffic</u>						
Capias	CA	1	3	3	0	3
Civil Violation	CV	0	1	1	0	1
Felony	F	1	5	6	1	5
Infraction	I	281	280	411	318	93
Misdemeanor	M	61	191	192	59	133
Show Cause	SC	10	18	18	5	13
Traffic Total		354	498	631	383	248
<u>Civil</u>						
Admin License	AL	9	0	9	9	-
Capias	CA	1	1	1	0	1
Detinue	DT	11	15	18	14	4
Garnishment	GA	58	13	73	60	13
Interrogatory	IN	6	7	12	5	7
Protective Order	PO	0	1	2	1	1
Prelim Prot Order	PP	0	1	1	1	-
Petition-Restore Arms	PR	1	0	1	1	-
Show Cause	SC	1	3	5	2	3
Tenants Assertion	TA	1	1	1	0	1
Unlawful Detainer	UD	39	35	50	41	9
Warrant in Debt	WD	118	122	148	124	24
Civil Total		245	199	321	258	63
Salem Totals		771	1,227	1,497	782	714



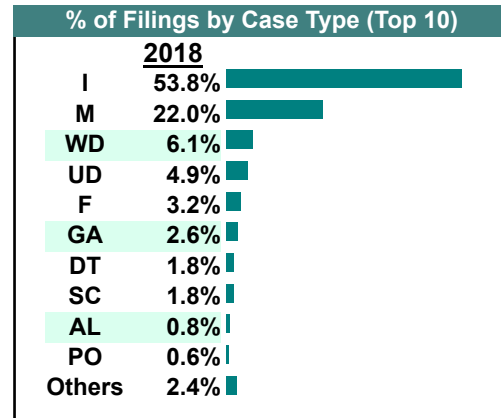
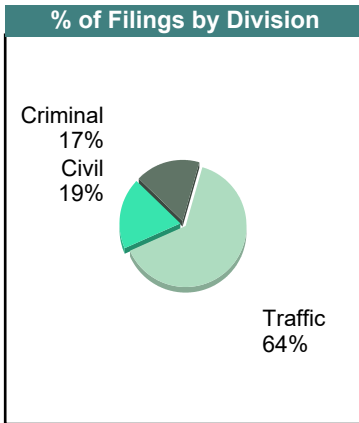
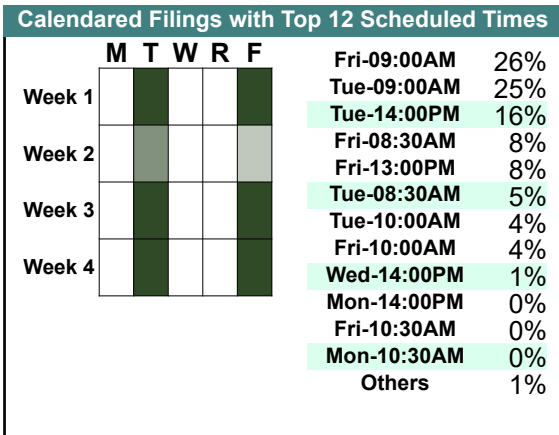
CASELOAD STATISTICS OF THE GENERAL DISTRICT COURTS

September 2018

Salem

District: 23

		<u>Filings</u>	<u>Hearings</u>	<u>Transactions</u>	<u>Concluded</u>	<u>Cont</u>
<u>Criminal</u>						
Capias	CA	3	11	11	2	9
Civil Violation	CV	2	8	8	4	4
Felony	F	25	90	119	46	73
Misdemeanor	M	107	303	308	90	218
Show Cause	SC	8	20	20	7	13
Criminal Total		145	432	466	149	317
<u>Traffic</u>						
Felony	F	2	2	2	0	2
Infraction	I	451	348	565	448	117
Misdemeanor	M	77	236	236	101	135
Show Cause	SC	5	7	7	5	2
Traffic Total		535	593	810	554	256
<u>Civil</u>						
Abstract	AJ	1	0	1	1	-
Admin License	AL	7	0	7	7	-
Detinue	DT	15	14	19	12	7
Garnishment	GA	22	3	25	22	3
Impoundment	IM	2	0	2	2	-
Interrogatory	IN	2	7	10	3	7
Motion for Judgment	MJ	4	2	5	4	1
Other	OT	1	0	1	1	-
Protective Order	PO	5	5	5	3	2
Prelim Prot Order	PP	5	5	5	4	1
Show Cause	SC	2	2	3	1	2
Tenants Assertion	TA	0	0	1	1	-
Unlawful Detainer	UD	41	39	54	44	10
Warrant in Debt	WD	51	49	72	57	15
Civil Total		158	126	210	162	48
Salem Totals		838	1,151	1,486	865	621

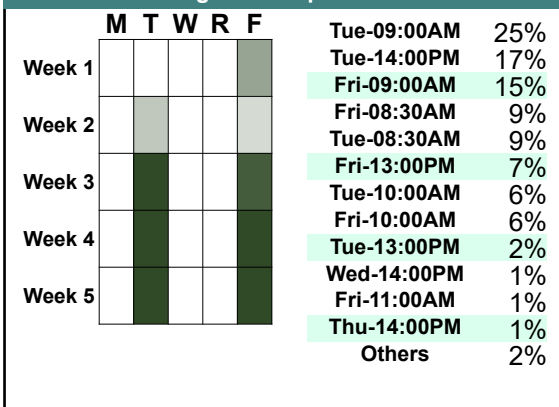


CASELOAD STATISTICS OF THE GENERAL DISTRICT COURTS

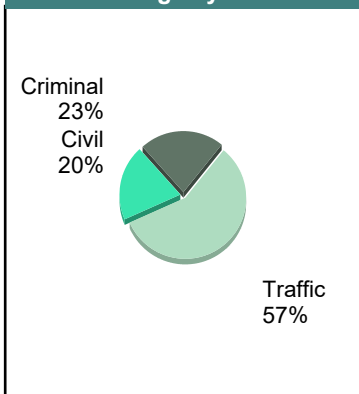
August 2018

		<u>Filings</u>	<u>Hearings</u>	<u>Transactions</u>	<u>Concluded</u>	<u>Cont</u>
<u>Criminal</u>						
Capias	CA	4	21	21	1	20
Civil Violation	CV	1	8	8	1	7
Felony	F	52	142	168	58	110
Misdemeanor	M	116	337	342	110	232
Show Cause	SC	6	26	26	13	13
Criminal Total		179	534	565	183	382
<u>Traffic</u>						
Capias	CA	0	1	1	1	-
Civil Violation	CV	0	1	1	0	1
Felony	F	0	2	3	1	2
Infraction	I	349	297	471	392	78
Misdemeanor	M	102	224	224	100	123
Show Cause	SC	6	8	8	2	6
Traffic Total		457	533	708	496	210
<u>Civil</u>						
Abstract	AJ	3	0	3	3	-
Admin License	AL	6	0	6	6	-
Detinue	DT	10	10	13	9	4
Garnishment	GA	24	5	26	21	5
Impoundment	IM	4	0	4	4	-
Interrogatory	IN	4	10	23	13	10
Motion for Judgment	MJ	1	1	1	0	1
Other	OT	1	0	1	1	-
Protective Order	PO	2	2	2	2	-
Prelim Prot Order	PP	0	1	1	1	-
Show Cause	SC	15	5	16	11	5
Tenants Assertion	TA	1	2	2	0	2
Unlawful Detainer	UD	24	21	29	19	10
Warrant in Debt	WD	64	66	84	65	19
Civil Total		159	123	211	155	56
Salem Totals		795	1,190	1,484	834	648

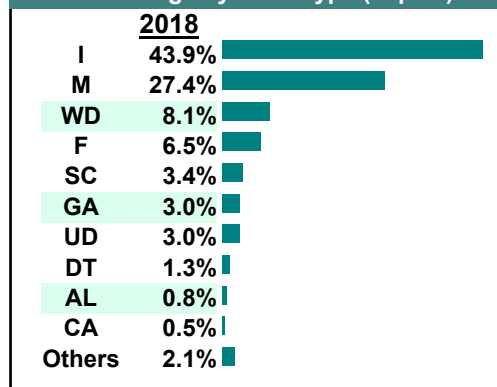
Calendared Filings with Top 12 Scheduled Times



% of Filings by Division

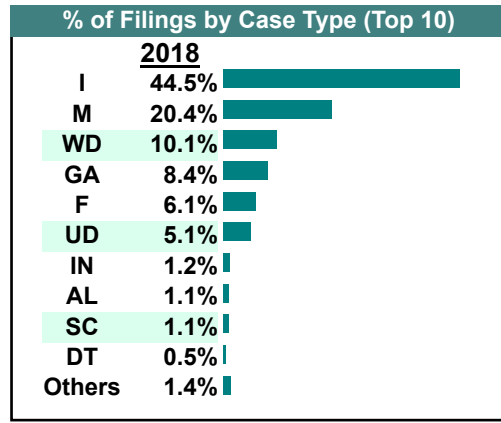
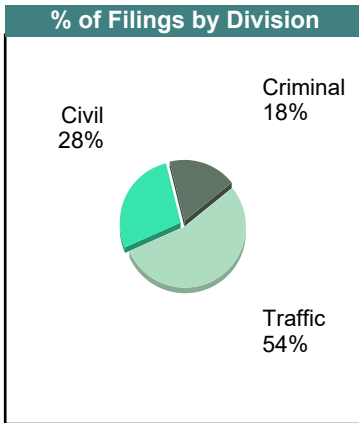
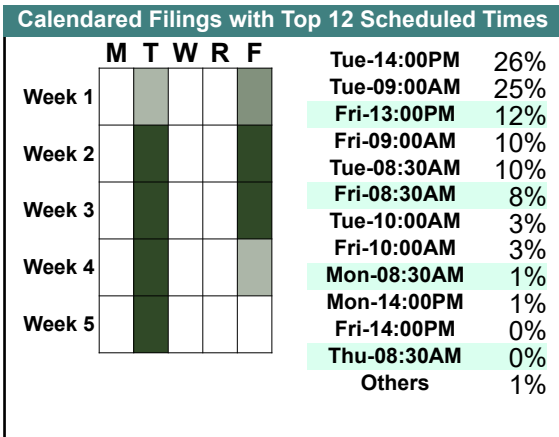


% of Filings by Case Type (Top 10)



July 2018

		Filings	Hearings	Transactions	Concluded	Cont
<u>Criminal</u>						
Capias	CA	0	13	13	1	11
Civil Violation	CV	1	2	2	1	1
Felony	F	55	124	146	48	97
Misdemeanor	M	103	340	345	102	241
Show Cause	SC	5	13	13	1	12
Criminal Total		164	492	519	153	362
<u>Traffic</u>						
Capias	CA	0	1	1	0	1
Civil Violation	CV	0	1	1	0	1
Felony	F	1	3	3	0	3
Infraction	I	407	328	539	418	121
Misdemeanor	M	84	209	209	76	133
Show Cause	SC	4	7	7	4	3
Traffic Total		496	549	760	498	262
<u>Civil</u>						
Admin License	AL	10	0	10	10	-
Bond Forfeiture	BF	1	0	1	1	-
Detinue	DT	5	6	7	6	1
Garnishment	GA	77	11	90	79	11
Impoundment	IM	5	0	5	5	-
Interrogatory	IN	11	8	14	6	8
Other	OT	2	2	2	2	-
Protective Order	PO	1	1	1	1	-
Prelim Prot Order	PP	3	4	4	2	2
Show Cause	SC	1	0	2	2	-
Unlawful Detainer	UD	47	42	53	45	8
Warrant in Debt	WD	92	96	116	86	30
Civil Total		255	170	305	245	60
Salem Totals		915	1,211	1,584	896	684



CASELOAD STATISTICS OF THE GENERAL DISTRICT COURTS

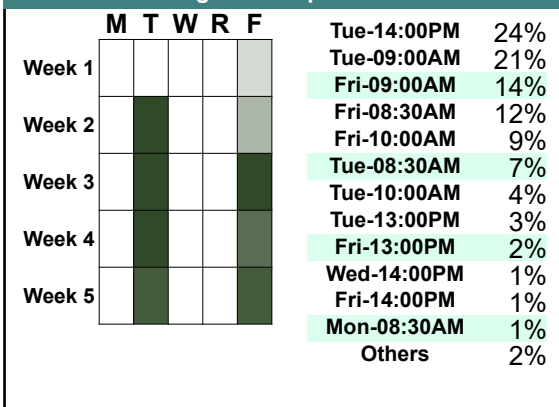
June 2018

Salem

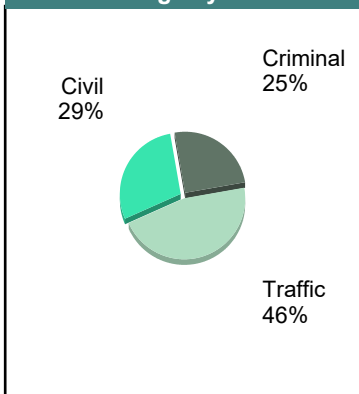
District: 23

		<u>Filings</u>	<u>Hearings</u>	<u>Transactions</u>	<u>Concluded</u>	<u>Cont</u>
<u>Criminal</u>						
Capias	CA	2	13	13	2	11
Civil Violation	CV	2	8	8	3	5
Felony	F	45	150	168	55	113
Misdemeanor	M	151	380	388	125	263
Show Cause	SC	11	19	19	4	15
Criminal Total		211	570	596	189	407
<u>Traffic</u>						
Capias	CA	2	4	4	2	2
Felony	F	0	1	1	0	1
Infraction	I	309	300	440	327	113
Misdemeanor	M	72	216	216	80	136
Restricted O/L	RL	1	1	1	1	-
Show Cause	SC	2	8	8	4	4
Traffic Total		386	530	670	414	256
<u>Civil</u>						
Abstract	AJ	1	0	1	1	-
Admin License	AL	13	0	13	13	-
Capias	CA	1	0	1	1	-
Detinue	DT	16	17	24	16	8
Garnishment	GA	22	4	29	25	4
Impoundment	IM	2	0	2	2	-
Interrogatory	IN	22	13	25	12	13
Other	OT	1	1	1	1	-
Protective Order	PO	4	2	4	4	-
Prelim Prot Order	PP	5	1	6	6	-
Petition-Restore Arms	PR	0	0	1	1	-
Show Cause	SC	2	0	3	3	-
Unlawful Detainer	UD	43	31	49	39	10
Warrant in Debt	WD	109	101	141	114	27
Civil Total		241	170	300	238	62
Salem Totals		838	1,270	1,566	841	725

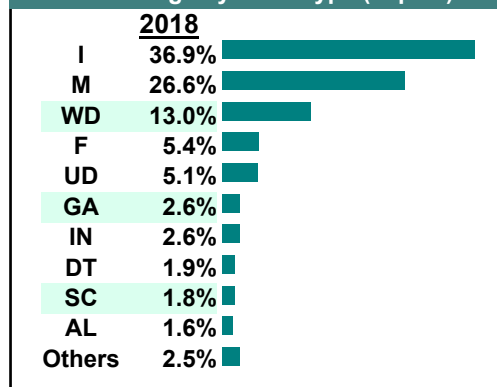
Calendared Filings with Top 12 Scheduled Times



% of Filings by Division



% of Filings by Case Type (Top 10)



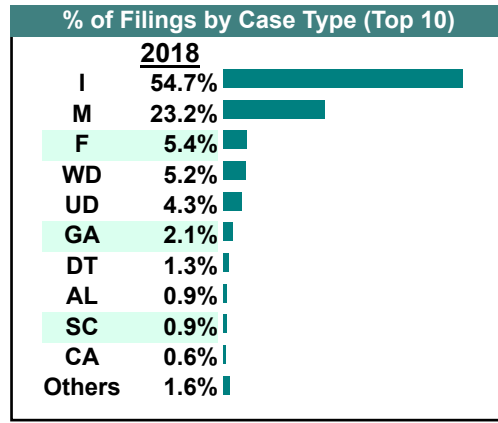
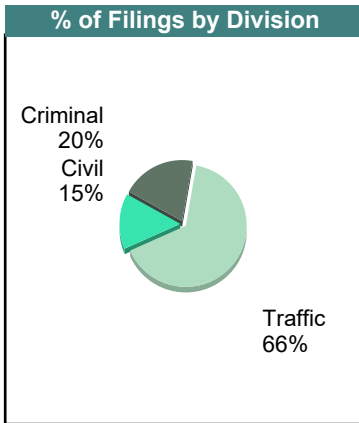
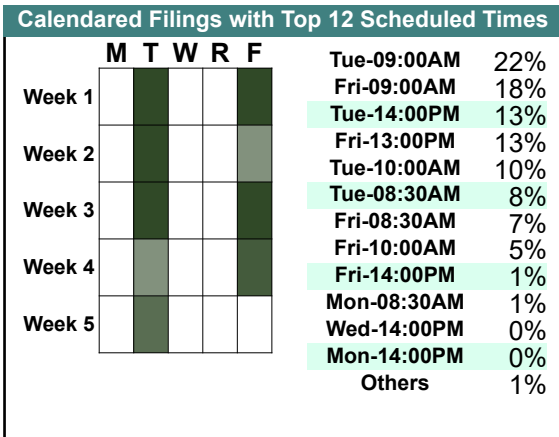
CASELOAD STATISTICS OF THE GENERAL DISTRICT COURTS

May 2018

Salem

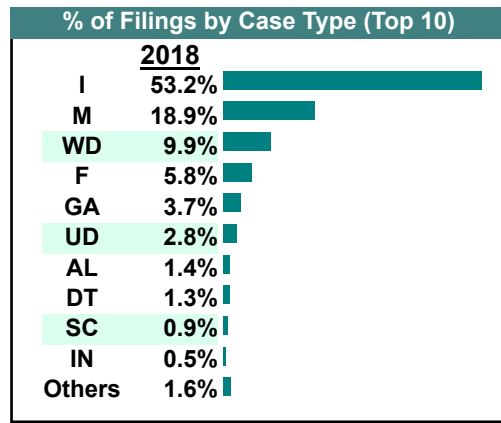
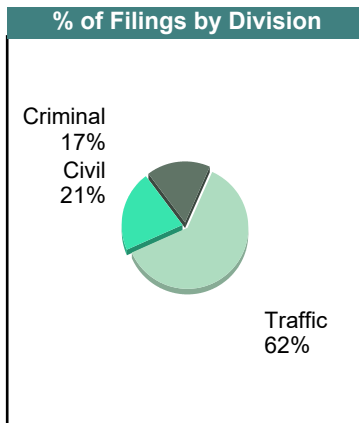
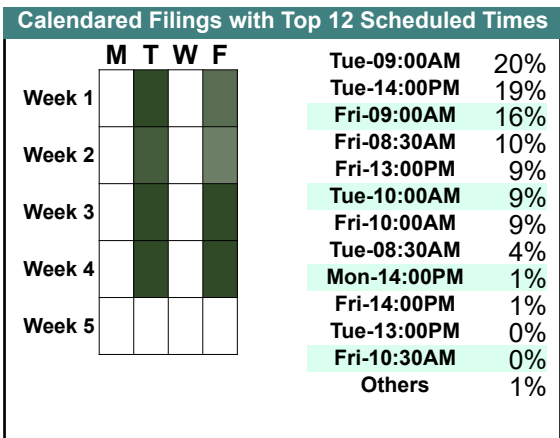
District: 23

		<u>Filings</u>	<u>Hearings</u>	<u>Transactions</u>	<u>Concluded</u>	<u>Cont</u>
<u>Criminal</u>						
Capias	CA	5	13	13	4	9
Civil Violation	CV	6	9	9	2	7
Felony	F	54	151	170	44	126
Misdemeanor	M	130	337	344	140	204
Show Cause	SC	3	7	7	2	5
Criminal Total		198	517	543	192	351
<u>Traffic</u>						
Capias	CA	1	3	3	1	2
Felony	F	0	5	8	5	3
Infraction	I	551	447	710	564	146
Misdemeanor	M	104	274	274	112	162
Restricted O/L	RL	1	1	1	1	-
Show Cause	SC	4	8	8	4	4
Traffic Total		661	738	1,004	687	317
<u>Civil</u>						
Admin License	AL	9	0	10	10	-
Bond Forfeiture	BF	1	0	1	1	-
Detinue	DT	13	10	16	12	4
Garnishment	GA	21	6	28	22	6
Impoundment	IM	1	0	1	1	-
Interrogatory	IN	3	5	6	1	5
Protective Order	PO	0	0	1	1	-
Prelim Prot Order	PP	3	2	3	2	1
Petition-Restore Arms	PR	1	1	1	0	1
Show Cause	SC	2	4	5	2	3
Unlawful Detainer	UD	43	31	53	49	3
Warrant in Debt	WD	52	62	83	54	29
Civil Total		149	121	208	155	52
Salem Totals		1,008	1,376	1,755	1,034	720



April 2018

		<u>Filings</u>	<u>Hearings</u>	<u>Transactions</u>	<u>Concluded</u>	<u>Cont</u>
<u>Criminal</u>						
Capias	CA	0	8	8	2	6
Civil Violation	CV	1	3	3	1	2
Felony	F	52	99	108	26	82
Misdemeanor	M	104	321	324	112	212
Show Cause	SC	1	3	3	2	1
Criminal Total		158	434	446	143	303
<u>Traffic</u>						
Capias	CA	0	1	1	0	1
Civil Violation	CV	1	1	1	0	1
Felony	F	2	10	10	4	6
Infraction	I	494	432	671	528	143
Misdemeanor	M	71	262	262	110	152
Restricted O/L	RL	1	1	1	1	-
Show Cause	SC	2	7	7	3	4
Traffic Total		571	714	953	646	307
<u>Civil</u>						
Admin License	AL	13	1	13	12	1
Bond Forfeiture	BF	2	0	2	2	-
Detinue	DT	12	9	13	11	2
Garnishment	GA	34	19	51	32	19
Impoundment	IM	4	0	4	4	-
Interrogatory	IN	5	6	12	6	6
Other	OT	2	0	2	2	-
Protective Order	PO	2	3	3	1	2
Prelim Prot Order	PP	2	3	4	3	1
Show Cause	SC	5	3	5	2	3
Unlawful Detainer	UD	26	18	35	29	6
Warrant in Debt	WD	92	99	124	97	27
Civil Total		199	161	268	201	67
Salem Totals		928	1,309	1,667	990	677



CASELOAD STATISTICS OF THE GENERAL DISTRICT COURTS

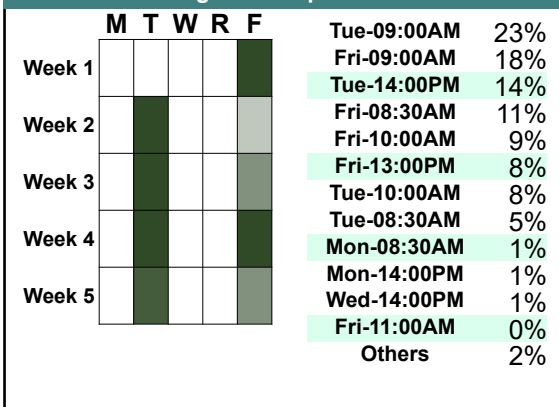
March 2018

Salem

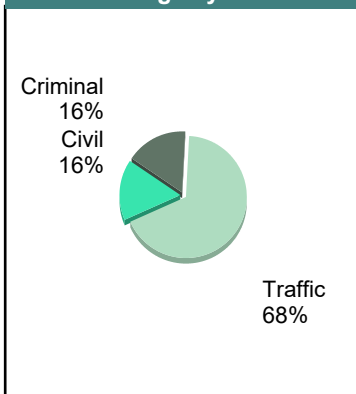
District: 23

		Filings	Hearings	Transactions	Concluded	Cont
<u>Criminal</u>						
Capias	CA	4	9	9	2	7
Civil Violation	CV	3	7	7	2	5
Felony	F	48	122	141	46	95
Misdemeanor	M	115	358	361	112	249
Show Cause	SC	3	9	9	4	5
Criminal Total		173	505	527	166	361
<u>Traffic</u>						
Capias	CA	1	2	2	0	2
Civil Violation	CV	0	3	3	2	1
Felony	F	3	9	9	2	7
Infraction	I	596	482	732	586	146
Misdemeanor	M	114	273	273	92	181
Restricted O/L	RL	1	1	1	1	-
Show Cause	SC	5	10	10	5	5
Traffic Total		720	780	1,030	688	342
<u>Civil</u>						
Abstract	AJ	1	0	1	1	-
Admin License	AL	13	0	13	13	-
Bond Forfeiture	BF	1	0	1	1	-
Detinue	DT	0	1	10	10	-
Garnishment	GA	26	3	27	24	3
Impoundment	IM	5	0	5	5	-
Interrogatory	IN	4	2	6	4	2
Protective Order	PO	2	1	2	2	-
Prelim Prot Order	PP	4	2	4	3	1
Petition-Restore Arms	PR	1	0	1	1	-
Show Cause	SC	2	0	2	2	-
Unlawful Detainer	UD	48	30	55	46	9
Warrant in Debt	WD	66	77	108	78	30
Civil Total		173	116	235	190	45
Salem Totals		1,066	1,401	1,792	1,044	748

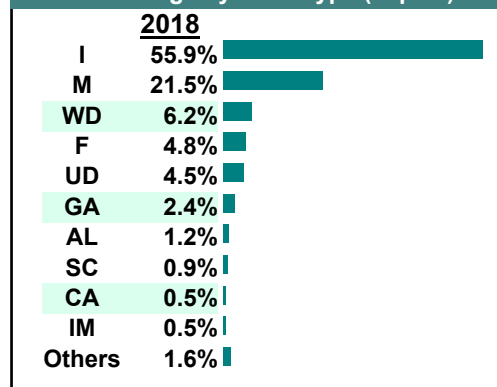
Calendared Filings with Top 12 Scheduled Times



% of Filings by Division



% of Filings by Case Type (Top 10)



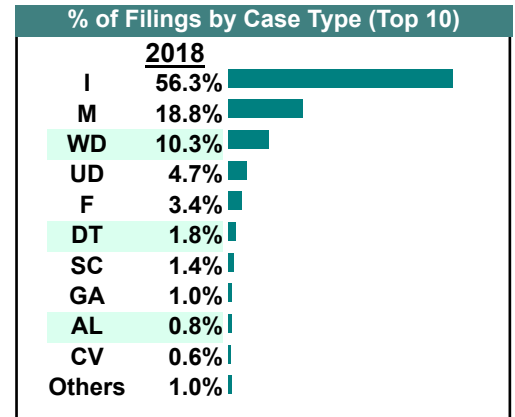
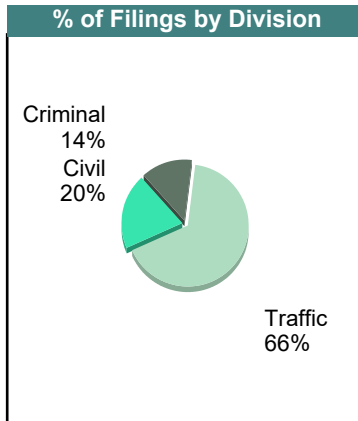
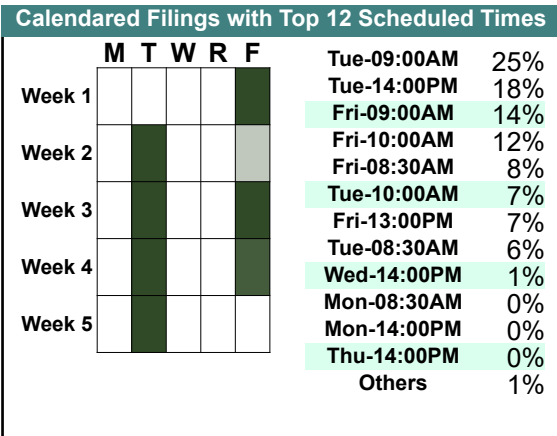
CASELOAD STATISTICS OF THE GENERAL DISTRICT COURTS

February 2018

Salem

District: 23

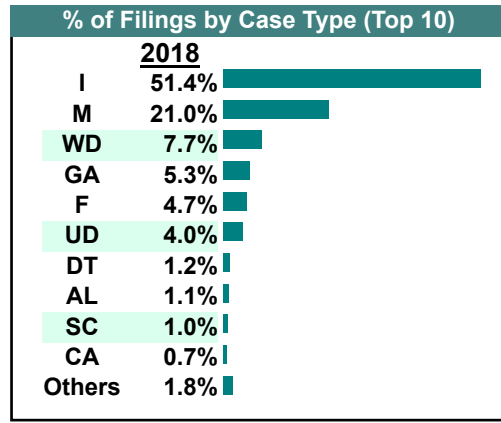
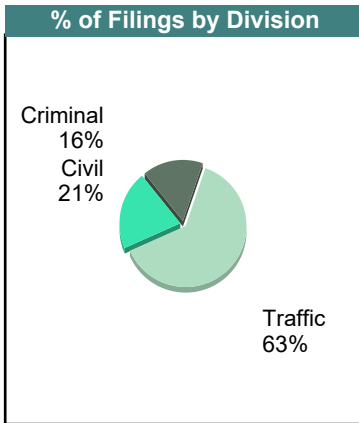
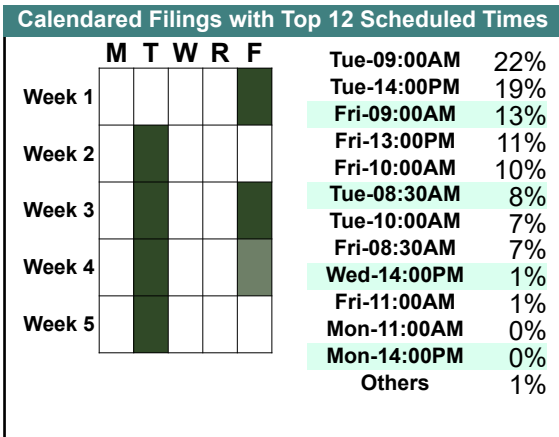
		<u>Filings</u>	<u>Hearings</u>	<u>Transactions</u>	<u>Concluded</u>	<u>Cont</u>
<u>Criminal</u>						
Capias	CA	1	18	18	2	16
Civil Violation	CV	2	3	3	0	3
Felony	F	34	95	105	34	71
Misdemeanor	M	105	253	254	61	193
Show Cause	SC	4	8	8	3	5
Criminal Total		146	377	388	100	288
<u>Traffic</u>						
Civil Violation	CV	4	3	5	3	2
Felony	F	2	7	8	2	6
Infraction	I	603	474	764	599	165
Misdemeanor	M	96	246	246	87	159
Show Cause	SC	7	8	8	2	6
Traffic Total		712	738	1,031	693	338
<u>Civil</u>						
Abstract	AJ	1	0	1	1	-
Admin License	AL	9	0	9	9	-
Bond Forfeiture	BF	1	0	1	1	-
Detinue	DT	19	18	23	12	11
Garnishment	GA	11	0	14	14	-
Impoundment	IM	2	0	2	2	-
Interrogatory	IN	3	2	5	3	2
Other	OT	1	1	1	1	-
Protective Order	PO	1	0	1	1	-
Prelim Prot Order	PP	1	0	1	1	-
Petition-Restore Arms	PR	0	0	1	1	-
Show Cause	SC	4	0	4	4	-
Unlawful Detainer	UD	50	34	58	51	7
Warrant in Debt	WD	110	105	128	81	47
Civil Total		213	160	249	182	67
Salem Totals		1,071	1,275	1,668	975	693



CASELOAD STATISTICS OF THE GENERAL DISTRICT COURTS

January 2018

		<u>Filings</u>	<u>Hearings</u>	<u>Transactions</u>	<u>Concluded</u>	<u>Cont</u>
<u>Criminal</u>						
Capias	CA	8	16	16	6	9
Civil Violation	CV	5	11	11	5	6
Felony	F	50	118	131	36	95
Misdemeanor	M	115	356	366	127	239
Show Cause	SC	7	19	19	7	12
Criminal Total		185	520	543	181	361
<u>Traffic</u>						
Capias	CA	0	3	3	2	1
Civil Violation	CV	0	1	1	0	1
Felony	F	4	7	8	2	6
Infraction	I	592	470	750	577	170
Misdemeanor	M	127	267	267	99	167
Show Cause	SC	4	7	7	6	1
Traffic Total		727	755	1,036	686	346
<u>Civil</u>						
Admin License	AL	13	0	13	13	-
Bond Forfeiture	BF	2	1	3	2	1
Detinue	DT	14	17	17	12	5
Garnishment	GA	61	7	69	62	7
Impoundment	IM	4	0	4	4	-
Interrogatory	IN	3	6	8	2	6
Other	OT	2	2	3	2	1
Protective Order	PO	2	0	2	2	-
Prelim Prot Order	PP	2	0	2	2	-
Petition-Restore Arms	PR	1	2	2	0	2
Unlawful Detainer	UD	46	25	48	39	9
Warrant in Debt	WD	89	92	116	93	23
Civil Total		239	152	287	233	54
Salem Totals		1,151	1,427	1,866	1,100	761



Filings by Court & Division

	<u>Roanoke</u>		<u>Roanoke County</u>		<u>Salem</u>		<u>Total</u>
C Misdemeanor	5,409	55%	2,993	31%	1,353	14%	9,755
Felony	1,977	52%	1,264	34%	526	14%	3,767
Show Cause	252	63%	88	22%	59	15%	399
Capias	143	52%	100	37%	30	11%	273
Civil Violation	10	18%	19	33%	28	49%	57
Other	32	100%	-	0%	-	0%	32
Motion	-	0%	2	100%	-	0%	2
Total	7,823	55%	4,466	31%	1,996	14%	14,285
T Infraction	14,019	43%	12,936	40%	5,307	16%	32,262
Misdemeanor	4,466	48%	3,857	41%	1,047	11%	9,370
Show Cause	290	60%	141	29%	49	10%	480
Felony	122	57%	74	35%	18	8%	214
Civil Violation	63	44%	74	52%	5	4%	142
Restricted O/L	58	59%	35	36%	5	5%	98
Capias	26	46%	25	44%	6	11%	57
Other	4	80%	1	20%	-	0%	5
Total	19,048	45%	17,143	40%	6,437	15%	42,628
V Warrant in Debt	7,751	74%	1,751	17%	992	9%	10,494
Garnishment	4,675	84%	459	8%	422	8%	5,556
Unlawful Detainer	3,668	78%	599	13%	449	10%	4,716
Detinue	785	84%	9	1%	145	15%	939
Admin License	178	29%	317	52%	112	18%	607
Interrogatory	339	58%	179	30%	71	12%	589
Show Cause	300	71%	81	19%	42	10%	423
Prelim Prot Order	298	75%	71	18%	27	7%	396
Impoundment	134	48%	109	39%	37	13%	280
Bond Forfeiture	122	50%	110	45%	11	5%	243
Protective Order	120	72%	26	16%	21	13%	167
Other	93	57%	59	36%	12	7%	164
Abstract	70	65%	30	28%	7	7%	107
Capias	20	63%	8	25%	4	13%	32
Counter Claim	21	88%	3	13%	-	0%	24
Tenants Assertion	15	65%	5	22%	3	13%	23
Motion for Judgment	11	65%	-	0%	6	35%	17
Petition-Restore Arms	3	33%	1	11%	5	56%	9
Overweight	3	100%	-	0%	-	0%	3
Custody Relief	-	0%	1	100%	-	0%	1
Third Party Claim	1	100%	-	0%	-	0%	1
Total	18,607	75%	3,818	15%	2,366	10%	24,791
Total	45,478	56%	25,427	31%	10,799	13%	81,704

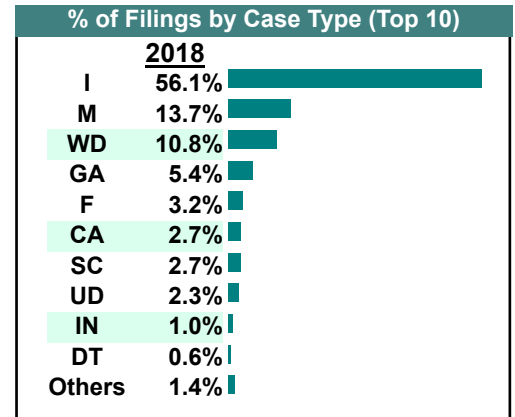
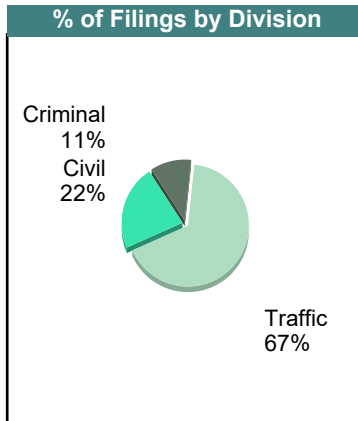
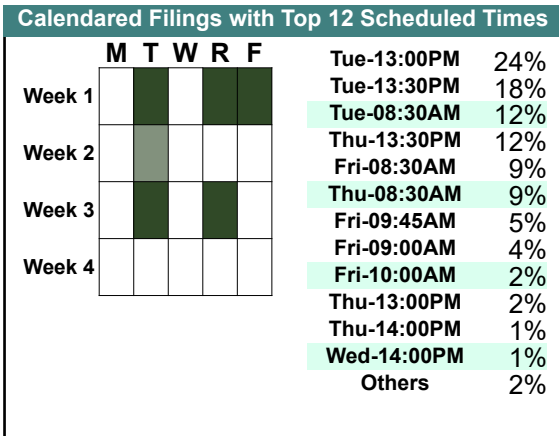
CASELOAD STATISTICS OF THE GENERAL DISTRICT COURTS

December 2018

Amherst

District: 24

		<u>Filings</u>	<u>Hearings</u>	<u>Transactions</u>	<u>Concluded</u>	<u>Cont</u>
<u>Criminal</u>						
Capias	CA	10	23	23	11	12
Felony	F	21	69	69	38	31
Misdemeanor	M	43	141	145	61	84
Motion	MO	2	2	2	2	-
Show Cause	SC	8	20	20	7	13
Criminal Total		84	255	259	119	140
<u>Traffic</u>						
Capias	CA	10	35	35	8	27
Civil Violation	CV	0	4	4	3	1
Felony	F	4	6	6	2	4
Infraction	I	437	350	573	449	124
Misdemeanor	M	64	173	174	58	116
Motion	MO	1	1	1	1	-
Show Cause	SC	4	31	31	11	20
Traffic Total		520	600	824	532	292
<u>Civil</u>						
Admin License	AL	3	0	3	3	-
Capias	CA	1	0	3	3	-
Detinue	DT	5	4	8	6	2
Garnishment	GA	42	0	42	42	-
Impoundment	IM	2	0	2	2	-
Interrogatory	IN	8	11	26	15	11
Motion for Judgment	MJ	0	1	1	0	1
Protective Order	PO	1	0	3	3	-
Prelim Prot Order	PP	2	2	3	1	2
Show Cause	SC	9	4	16	12	4
Unlawful Detainer	UD	18	14	25	22	3
Warrant in Debt	WD	84	91	106	81	25
Civil Total		175	127	238	190	48
Amherst Totals		779	982	1,321	841	480



CASELOAD STATISTICS OF THE GENERAL DISTRICT COURTS

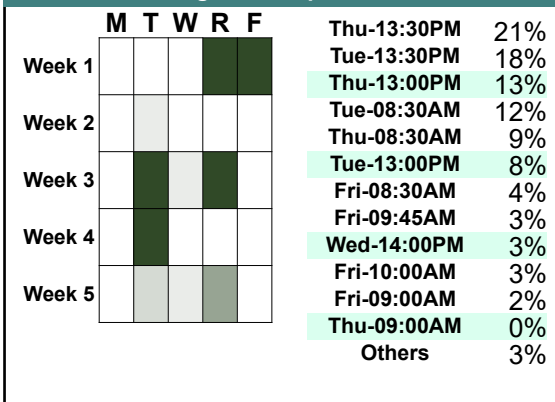
November 2018

Amherst

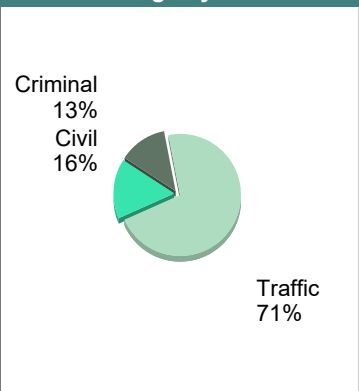
District: 24

		<u>Filings</u>	<u>Hearings</u>	<u>Transactions</u>	<u>Concluded</u>	<u>Cont</u>
<u>Criminal</u>						
Capias	CA	4	8	8	2	6
Felony	F	19	75	75	32	43
Misdemeanor	M	69	166	171	58	113
Motion	MO	5	5	5	5	-
Show Cause	SC	8	16	16	5	11
Criminal Total		105	270	275	102	173
<u>Traffic</u>						
Capias	CA	7	19	19	7	12
Civil Violation	CV	2	6	6	1	5
Felony	F	0	3	3	1	2
Infraction	I	495	370	631	508	123
Misdemeanor	M	74	200	200	77	123
Motion	MO	1	1	1	1	-
Show Cause	SC	10	30	30	7	23
Traffic Total		589	629	890	602	288
<u>Civil</u>						
Admin License	AL	6	0	6	6	-
Capias	CA	1	1	1	0	1
Detinue	DT	1	2	5	5	-
Garnishment	GA	29	0	30	30	-
Impoundment	IM	1	0	1	1	-
Interrogatory	IN	2	10	14	4	10
Protective Order	PO	1	1	2	1	1
Prelim Prot Order	PP	5	0	5	5	-
Petition-Restore Arms	PR	1	0	1	1	-
Show Cause	SC	9	8	18	10	8
Unlawful Detainer	UD	42	26	44	37	7
Warrant in Debt	WD	32	30	42	36	6
Civil Total		130	78	169	136	33
Amherst Totals		824	977	1,334	840	494

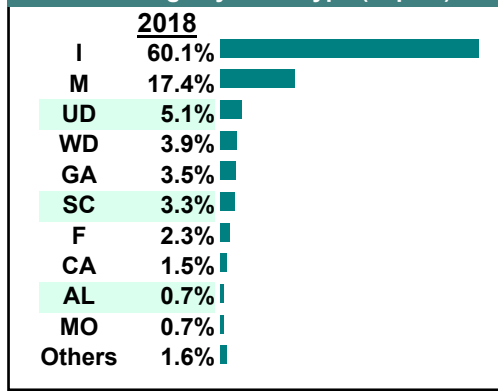
Calendared Filings with Top 12 Scheduled Times



% of Filings by Division



% of Filings by Case Type (Top 10)



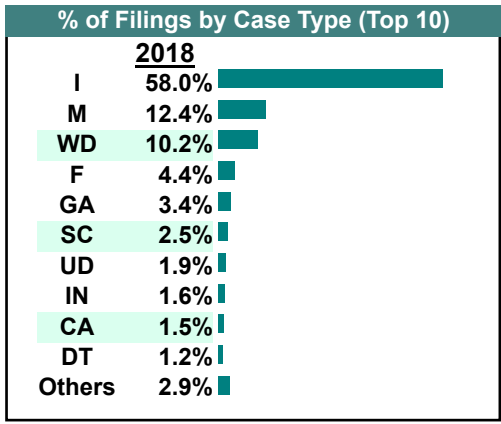
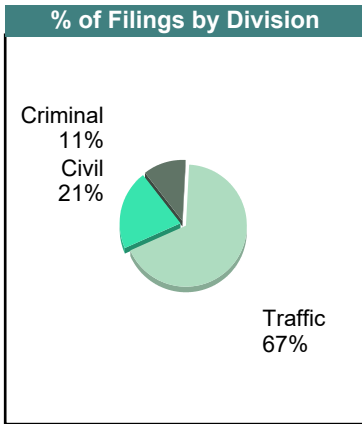
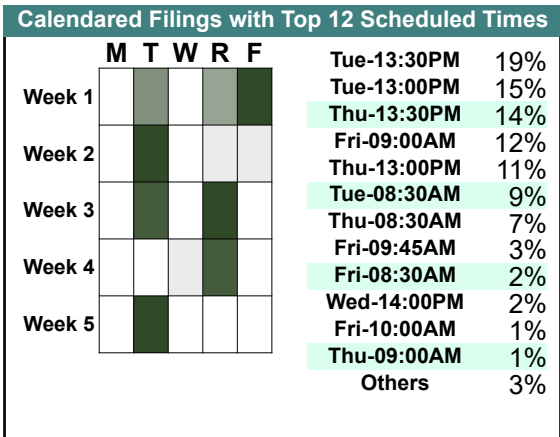
CASELOAD STATISTICS OF THE GENERAL DISTRICT COURTS

October 2018

Amherst

District: 24

		Filings	Hearings	Transactions	Concluded	Cont
<u>Criminal</u>						
Capias	CA	6	27	27	9	18
Civil Violation	CV	1	1	1	1	-
Felony	F	39	129	129	51	78
Misdemeanor	M	46	182	184	96	88
Motion	MO	3	3	3	3	-
Show Cause	SC	7	20	20	7	13
Criminal Total		102	362	364	167	197
<u>Traffic</u>						
Capias	CA	7	25	25	13	12
Civil Violation	CV	3	8	8	2	6
Felony	F	0	5	5	3	2
Infraction	I	516	473	748	597	151
Misdemeanor	M	64	239	239	96	143
Show Cause	SC	10	28	28	8	20
Traffic Total		600	778	1,053	719	334
<u>Civil</u>						
Abstract	AJ	1	0	1	1	-
Admin License	AL	5	0	5	5	-
Capias	CA	0	0	1	1	-
Detinue	DT	11	9	16	10	6
Garnishment	GA	30	0	31	31	-
Impoundment	IM	2	0	2	2	-
Interrogatory	IN	14	7	21	14	7
Motion for Judgment	MJ	2	2	2	1	1
Other	OT	1	0	2	2	-
Protective Order	PO	7	1	11	10	1
Prelim Prot Order	PP	1	0	1	1	-
Show Cause	SC	5	0	13	13	-
Unlawful Detainer	UD	17	13	21	20	1
Warrant in Debt	WD	91	87	111	99	12
Civil Total		187	119	238	210	28
Amherst Totals		889	1,259	1,655	1,096	559



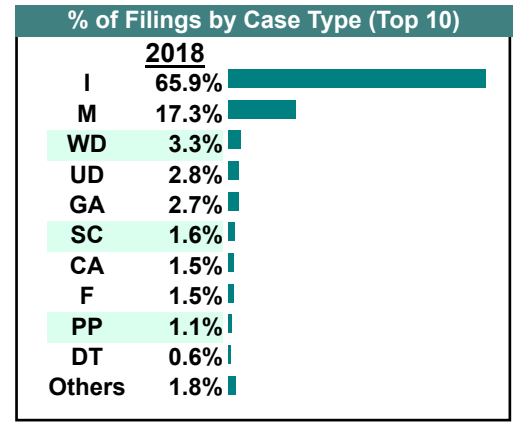
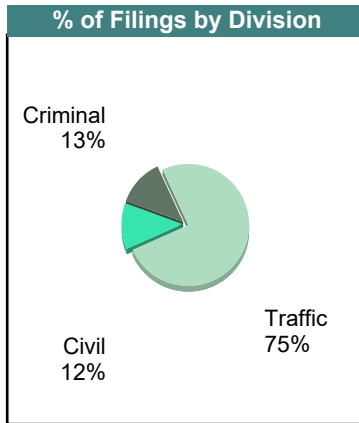
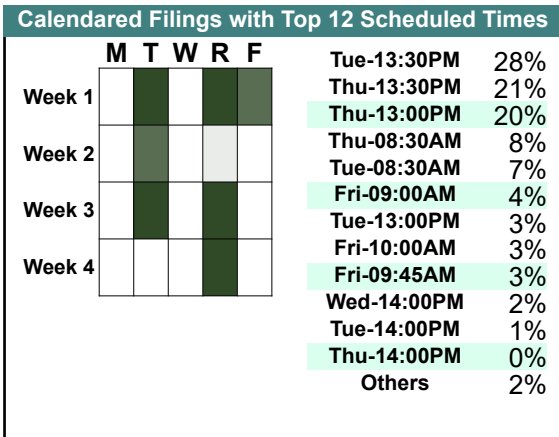
CASELOAD STATISTICS OF THE GENERAL DISTRICT COURTS

September 2018

Amherst

District: 24

		<u>Filings</u>	<u>Hearings</u>	<u>Transactions</u>	<u>Concluded</u>	<u>Cont</u>
<u>Criminal</u>						
Capias	CA	6	20	20	8	12
Felony	F	14	82	82	36	46
Misdemeanor	M	109	201	214	105	109
Show Cause	SC	3	12	12	7	5
Criminal Total		132	315	328	156	172
<u>Traffic</u>						
Capias	CA	9	29	29	9	20
Civil Violation	CV	2	7	7	4	3
Felony	F	2	3	3	1	2
Infraction	I	689	454	848	705	143
Misdemeanor	M	72	210	210	78	132
Motion	MO	2	2	2	2	-
Show Cause	SC	10	41	41	14	27
Traffic Total		786	746	1,140	813	327
<u>Civil</u>						
Admin License	AL	3	0	3	3	-
Capias	CA	1	1	1	0	1
Detinue	DT	6	7	10	5	5
Garnishment	GA	28	1	28	27	1
Interrogatory	IN	5	10	11	1	10
Motion for Judgment	MJ	1	1	1	1	-
Other	OT	1	0	1	1	-
Protective Order	PO	5	3	7	4	3
Prelim Prot Order	PP	11	0	12	12	-
Show Cause	SC	4	8	10	2	8
Unlawful Detainer	UD	29	24	33	29	4
Warrant in Debt	WD	34	34	43	30	13
Civil Total		128	89	160	115	45
Amherst Totals		1,046	1,150	1,628	1,084	544



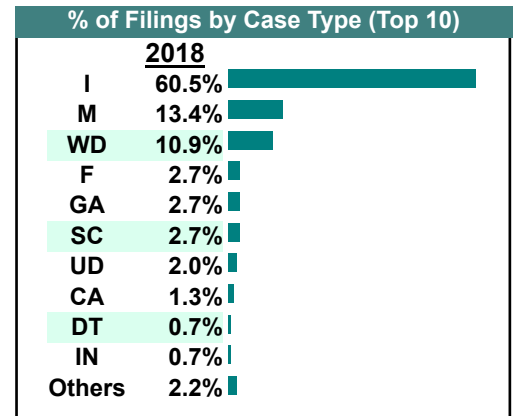
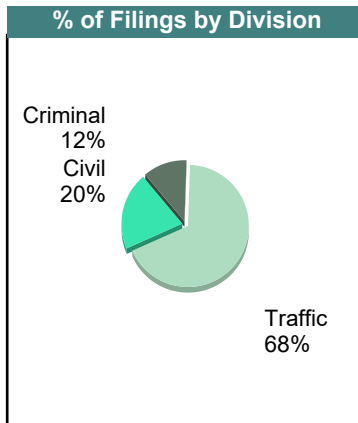
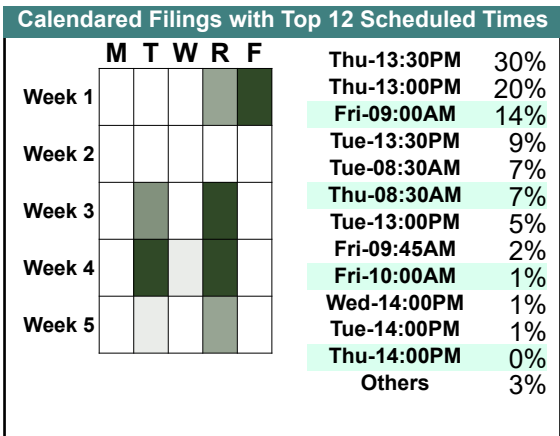
CASELOAD STATISTICS OF THE GENERAL DISTRICT COURTS

August 2018

Amherst

District: 24

		<u>Filings</u>	<u>Hearings</u>	<u>Transactions</u>	<u>Concluded</u>	<u>Cont</u>
<u>Criminal</u>						
Capias	CA	6	15	15	4	11
Felony	F	30	107	107	31	76
Misdemeanor	M	84	198	200	59	141
Motion	MO	3	3	3	3	-
Show Cause	SC	6	12	12	1	11
Criminal Total		129	335	337	98	239
<u>Traffic</u>						
Capias	CA	8	20	20	3	17
Civil Violation	CV	0	3	3	0	3
Felony	F	0	1	1	0	1
Infraction	I	662	399	769	626	143
Misdemeanor	M	63	187	187	66	121
Motion	MO	2	2	2	2	-
Show Cause	SC	6	26	26	6	20
Traffic Total		741	638	1,008	703	305
<u>Civil</u>						
Admin License	AL	3	0	3	3	-
Capias	CA	0	1	1	0	1
Detinue	DT	8	6	8	3	5
Garnishment	GA	30	0	31	31	-
Impoundment	IM	2	0	2	2	-
Interrogatory	IN	8	14	30	16	14
Motion for Judgment	MJ	0	0	1	1	-
Other	OT	3	1	4	3	1
Protective Order	PO	3	0	3	3	-
Prelim Prot Order	PP	8	0	8	8	-
Show Cause	SC	18	17	28	11	17
Unlawful Detainer	UD	22	17	23	19	4
Warrant in Debt	WD	119	121	149	129	20
Civil Total		224	177	291	229	62
Amherst Totals		1,094	1,150	1,636	1,030	606



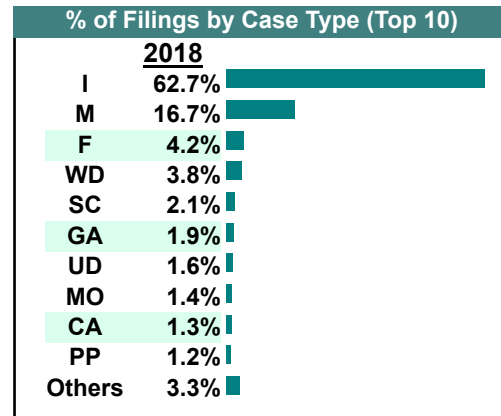
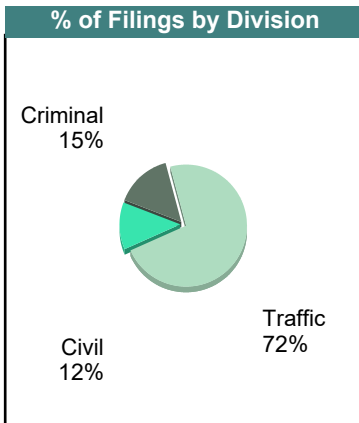
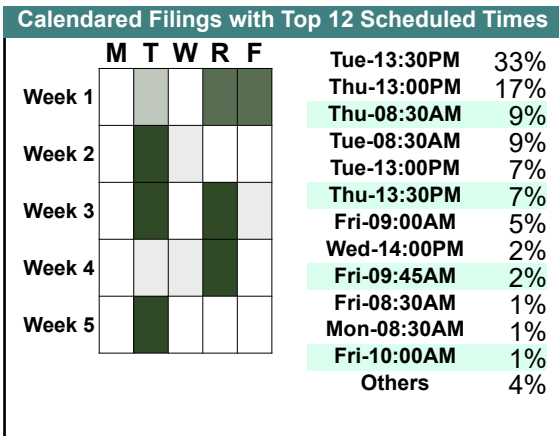
CASELOAD STATISTICS OF THE GENERAL DISTRICT COURTS

July 2018

Amherst

District: 24

		<u>Filings</u>	<u>Hearings</u>	<u>Transactions</u>	<u>Concluded</u>	<u>Cont</u>
<u>Criminal</u>						
Capias	CA	7	23	23	6	17
Felony	F	36	133	133	43	90
Misdemeanor	M	87	187	193	83	110
Motion	MO	8	8	8	8	-
Show Cause	SC	6	20	20	13	7
Criminal Total		144	371	377	153	224
<u>Traffic</u>						
Capias	CA	4	15	15	4	11
Civil Violation	CV	1	7	7	4	3
Felony	F	4	7	7	2	5
Infraction	I	594	366	722	609	113
Misdemeanor	M	71	206	206	85	121
Motion	MO	5	5	5	5	-
Show Cause	SC	7	21	21	6	15
Traffic Total		686	627	983	715	268
<u>Civil</u>						
Admin License	AL	5	0	5	5	-
Capias	CA	1	0	2	2	-
Detinue	DT	4	2	7	7	-
Garnishment	GA	18	2	20	18	2
Impoundment	IM	1	0	1	1	-
Interrogatory	IN	9	8	12	4	8
Motion for Judgment	MJ	3	1	3	2	1
Other	OT	1	0	1	1	-
Protective Order	PO	7	4	10	6	4
Prelim Prot Order	PP	11	2	12	10	2
Show Cause	SC	7	3	9	6	3
Unlawful Detainer	UD	15	16	26	21	5
Warrant in Debt	WD	36	39	46	36	10
Civil Total		118	77	154	119	35
Amherst Totals		948	1,075	1,514	987	527



CASELOAD STATISTICS OF THE GENERAL DISTRICT COURTS

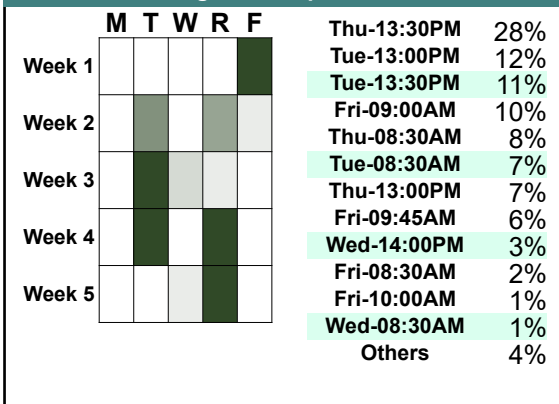
June 2018

Amherst

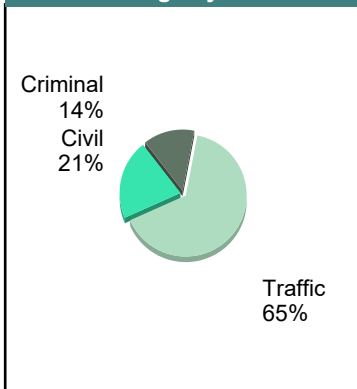
District: 24

		<u>Filings</u>	<u>Hearings</u>	<u>Transactions</u>	<u>Concluded</u>	<u>Cont</u>
<u>Criminal</u>						
Capias	CA	9	15	15	2	13
Felony	F	45	99	99	18	81
Misdemeanor	M	58	149	151	51	100
Motion	MO	3	3	3	3	-
Show Cause	SC	15	21	21	7	14
Criminal Total		130	287	289	81	208
<u>Traffic</u>						
Capias	CA	7	19	19	7	12
Civil Violation	CV	3	4	4	1	3
Felony	F	1	4	4	1	3
Infraction	I	537	330	634	542	92
Misdemeanor	M	73	192	192	74	118
Motion	MO	2	2	2	2	-
Show Cause	SC	2	22	22	8	14
Traffic Total		625	573	877	635	242
<u>Civil</u>						
Admin License	AL	6	0	6	6	-
Capias	CA	1	2	2	0	2
Detinue	DT	6	6	12	9	3
Garnishment	GA	55	2	55	53	2
Interrogatory	IN	19	20	32	12	20
Motion for Judgment	MJ	1	1	2	1	1
Other	OT	1	1	2	1	1
Protective Order	PO	6	2	8	6	2
Prelim Prot Order	PP	6	0	6	6	-
Show Cause	SC	12	11	17	6	11
Unlawful Detainer	UD	17	17	20	12	8
Warrant in Debt	WD	71	77	105	77	28
Civil Total		201	139	267	189	78
Amherst Totals		956	999	1,433	905	528

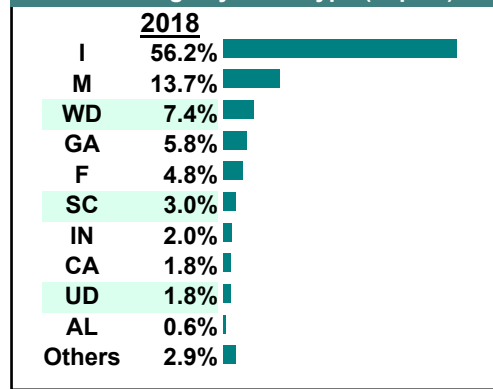
Calendared Filings with Top 12 Scheduled Times



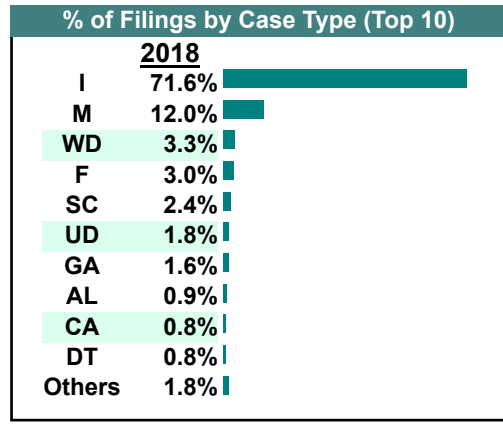
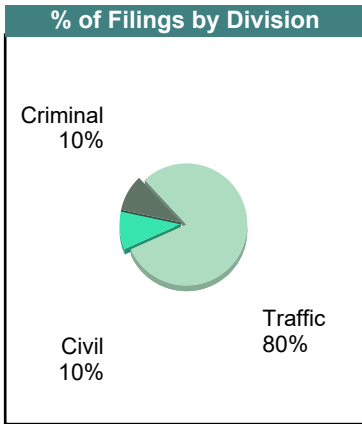
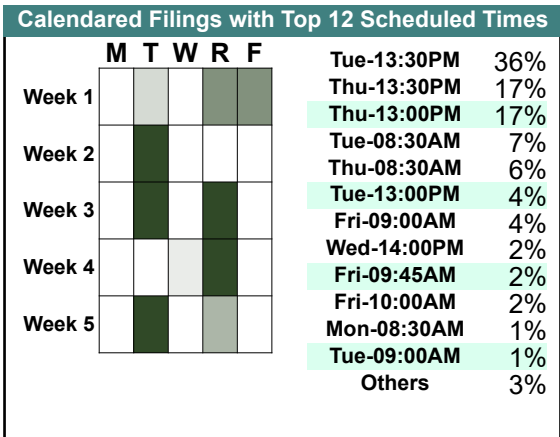
% of Filings by Division



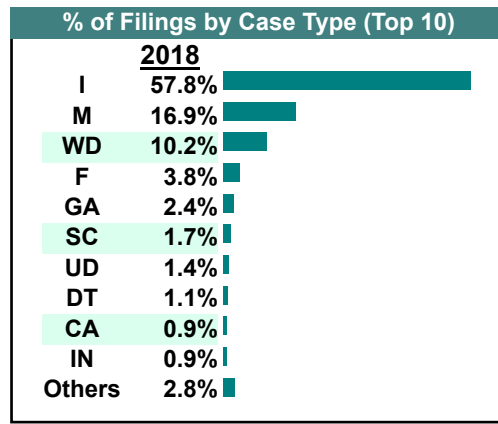
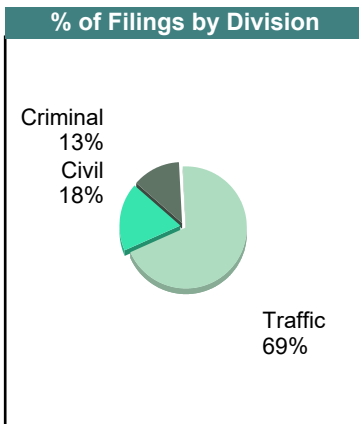
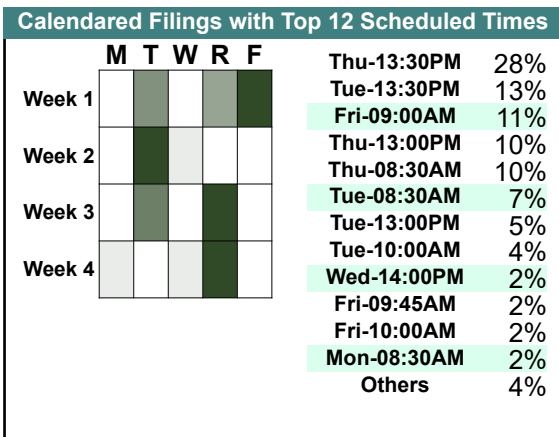
% of Filings by Case Type (Top 10)



		Filings	Hearings	Transactions	Concluded	Cont
<u>Criminal</u>						
Capias	CA	2	12	12	6	6
Civil Violation	CV	1	1	1	1	-
Felony	F	39	122	122	49	73
Misdemeanor	M	72	138	146	64	82
Motion	MO	3	4	4	3	1
Show Cause	SC	9	19	19	10	9
Criminal Total		126	296	304	133	171
<u>Traffic</u>						
Capias	CA	9	24	24	9	15
Civil Violation	CV	3	7	7	2	5
Felony	F	0	7	7	4	3
Infraction	I	934	550	1,095	923	172
Misdemeanor	M	84	262	263	101	162
Motion	MO	2	2	2	2	-
Show Cause	SC	14	36	36	8	28
Traffic Total		1,046	888	1,434	1,049	385
<u>Civil</u>						
Abstract	AJ	2	0	2	2	-
Admin License	AL	12	0	12	12	-
Detinue	DT	11	10	14	9	5
Garnishment	GA	21	0	21	21	-
Impoundment	IM	1	0	1	1	-
Interrogatory	IN	1	4	11	7	4
Motion for Judgment	MJ	1	0	1	1	-
Other	OT	1	0	1	1	-
Protective Order	PO	3	0	3	3	-
Prelim Prot Order	PP	5	0	5	5	-
Show Cause	SC	8	5	14	9	5
Unlawful Detainer	UD	23	18	26	21	5
Warrant in Debt	WD	43	47	69	56	13
Civil Total		132	84	180	148	32
Amherst Totals		1,304	1,268	1,918	1,330	588



		Filings	Hearings	Transactions	Concluded	Cont
<u>Criminal</u>						
Capias	CA	3	18	18	8	10
Civil Violation	CV	0	1	1	1	-
Felony	F	43	111	111	44	67
Misdemeanor	M	84	178	180	55	125
Motion	MO	3	3	3	3	-
Show Cause	SC	14	19	19	7	12
Criminal Total		147	330	332	118	214
<u>Traffic</u>						
Capias	CA	6	17	17	8	9
Civil Violation	CV	4	8	8	3	5
Felony	F	1	4	4	2	2
Infraction	I	664	429	802	660	142
Misdemeanor	M	110	247	247	101	146
Motion	MO	2	2	2	2	-
Show Cause	SC	6	23	23	13	10
Traffic Total		793	730	1,103	789	314
<u>Civil</u>						
Abstract	AJ	1	0	1	1	-
Admin License	AL	8	0	8	8	-
Capias	CA	1	1	1	0	1
Detinue	DT	13	4	16	13	3
Garnishment	GA	28	2	32	30	2
Impoundment	IM	1	0	1	1	-
Interrogatory	IN	10	7	11	4	7
Other	OT	2	1	3	2	1
Protective Order	PO	7	5	10	5	5
Prelim Prot Order	PP	4	0	5	5	-
Show Cause	SC	0	3	4	1	3
Unlawful Detainer	UD	16	15	23	21	2
Warrant in Debt	WD	117	119	145	111	34
Civil Total		208	157	260	202	58
Amherst Totals		1,148	1,217	1,695	1,109	586



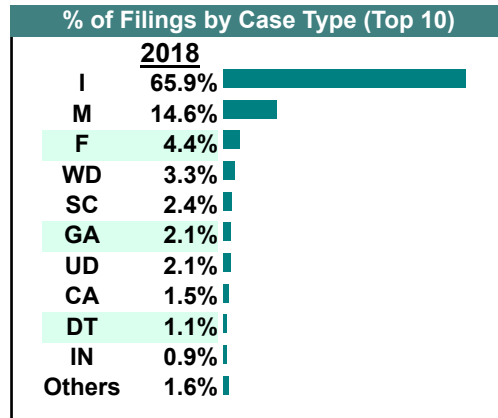
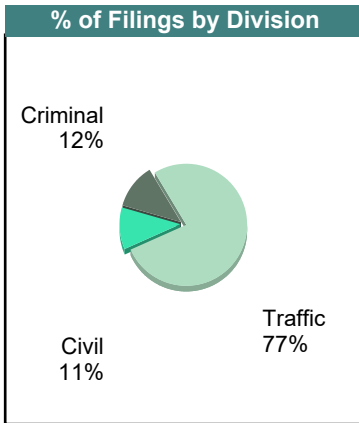
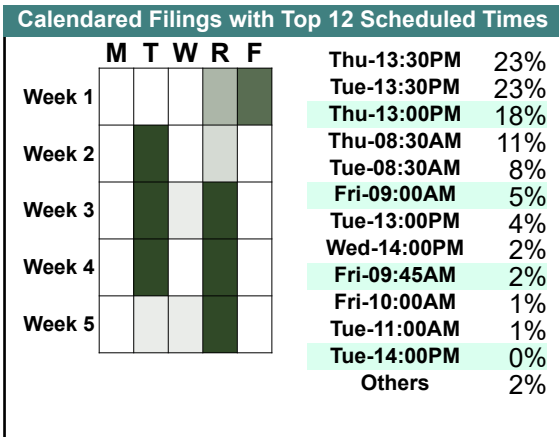
CASELOAD STATISTICS OF THE GENERAL DISTRICT COURTS

March 2018

Amherst

District: 24

		<u>Filings</u>	<u>Hearings</u>	<u>Transactions</u>	<u>Concluded</u>	<u>Cont</u>
<u>Criminal</u>						
Capias	CA	10	16	16	5	11
Civil Violation	CV	2	2	2	1	1
Felony	F	47	126	126	48	78
Misdemeanor	M	67	146	148	66	82
Motion	MO	1	2	2	2	-
Show Cause	SC	7	15	15	12	3
Criminal Total		134	307	309	134	175
<u>Traffic</u>						
Capias	CA	7	25	25	10	15
Civil Violation	CV	1	3	3	0	3
Felony	F	3	7	7	1	6
Infraction	I	743	496	883	710	173
Misdemeanor	M	98	238	238	93	145
Motion	MO	3	3	3	3	-
Show Cause	SC	13	31	31	9	22
Traffic Total		868	803	1,190	826	364
<u>Civil</u>						
Admin License	AL	5	0	5	5	-
Detinue	DT	12	11	17	12	5
Garnishment	GA	24	2	24	22	2
Impoundment	IM	1	0	1	1	-
Interrogatory	IN	10	8	17	9	8
Protective Order	PO	1	0	1	1	-
Prelim Prot Order	PP	4	1	4	3	1
Show Cause	SC	7	1	10	9	1
Unlawful Detainer	UD	24	11	27	22	5
Warrant in Debt	WD	37	54	61	44	17
Civil Total		125	88	167	128	39
Amherst Totals		1,127	1,198	1,666	1,088	578



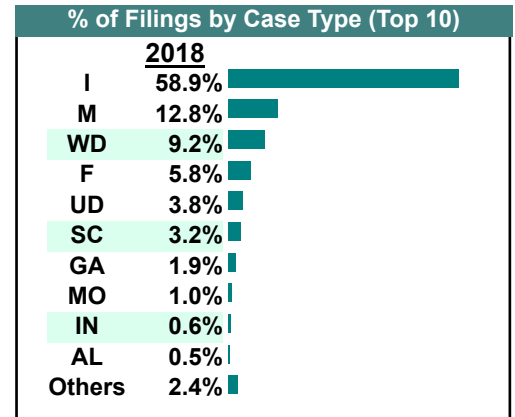
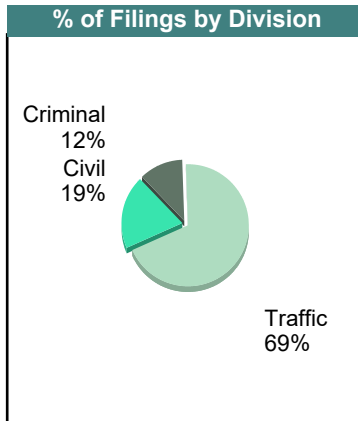
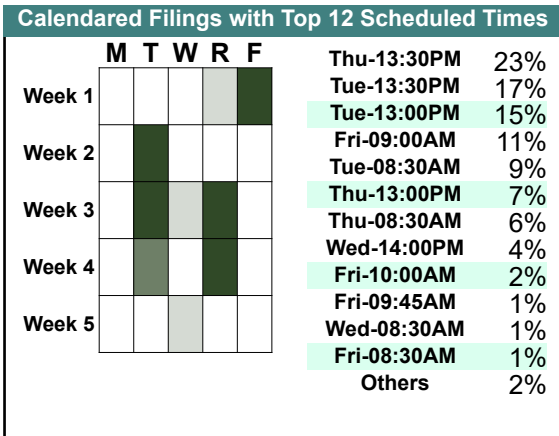
CASELOAD STATISTICS OF THE GENERAL DISTRICT COURTS

February 2018

Amherst

District: 24

		<u>Filings</u>	<u>Hearings</u>	<u>Transactions</u>	<u>Concluded</u>	<u>Cont</u>
<u>Criminal</u>						
Capias	CA	3	16	16	6	10
Felony	F	57	118	118	25	93
Misdemeanor	M	47	139	139	63	76
Motion	MO	6	6	6	6	-
Show Cause	SC	12	17	17	9	8
Criminal Total		125	296	296	109	187
<u>Traffic</u>						
Capias	CA	1	16	16	4	12
Civil Violation	CV	2	5	5	2	3
Felony	F	4	12	12	6	6
Infraction	I	618	426	751	646	105
Misdemeanor	M	87	198	198	74	124
Motion	MO	4	4	4	4	-
Show Cause	SC	6	27	27	8	19
Traffic Total		722	688	1,013	744	269
<u>Civil</u>						
Abstract	AJ	1	0	1	1	-
Admin License	AL	5	0	5	5	-
Detinue	DT	4	3	4	4	-
Garnishment	GA	20	0	20	20	-
Impoundment	IM	2	0	2	2	-
Interrogatory	IN	6	12	26	14	12
Other	OT	4	1	4	3	1
Protective Order	PO	4	2	7	5	2
Prelim Prot Order	PP	4	0	4	4	-
Show Cause	SC	16	8	36	28	8
Unlawful Detainer	UD	40	23	43	39	4
Warrant in Debt	WD	97	107	132	87	45
Civil Total		203	156	284	212	72
Amherst Totals		1,050	1,140	1,593	1,065	528



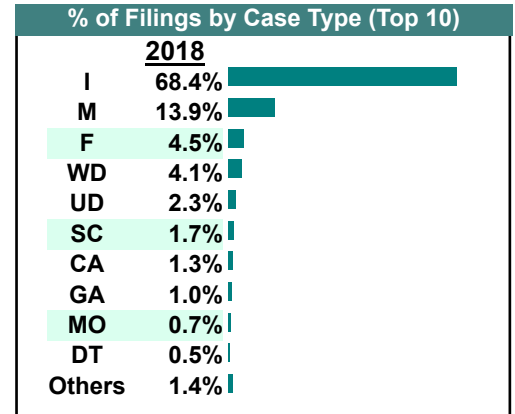
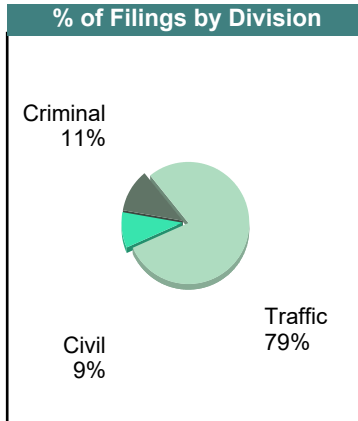
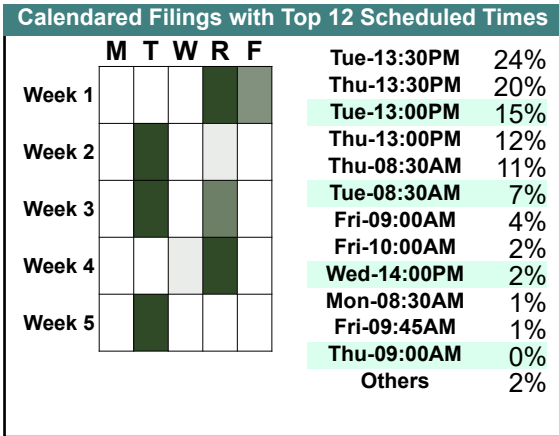
CASELOAD STATISTICS OF THE GENERAL DISTRICT COURTS

January 2018

Amherst

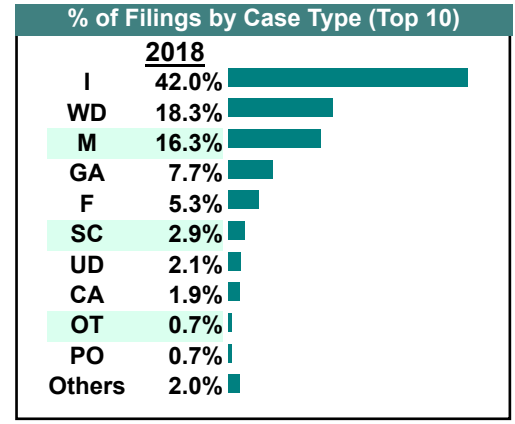
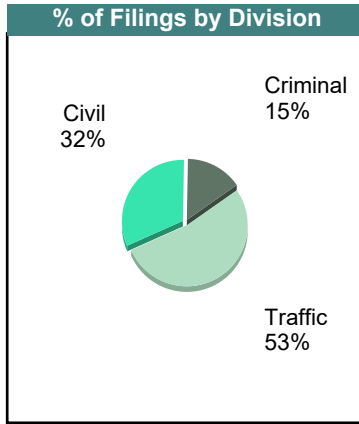
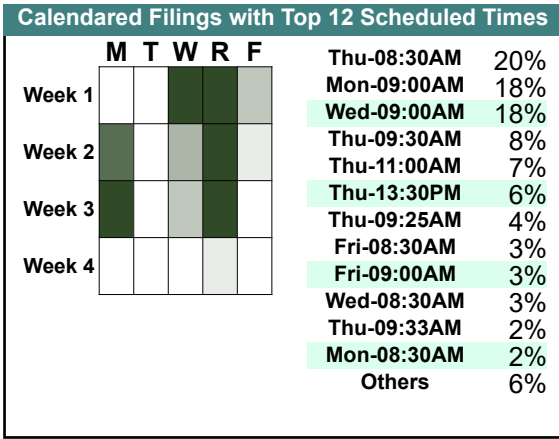
District: 24

		<u>Filings</u>	<u>Hearings</u>	<u>Transactions</u>	<u>Concluded</u>	<u>Cont</u>
<u>Criminal</u>						
Capias	CA	3	12	12	6	6
Felony	F	53	131	131	58	73
Misdemeanor	M	75	157	164	69	95
Motion	MO	8	8	8	8	-
Show Cause	SC	6	15	15	9	6
Criminal Total		145	323	330	150	180
<u>Traffic</u>						
Capias	CA	14	33	33	11	22
Civil Violation	CV	2	5	5	3	2
Felony	F	5	5	5	0	5
Infraction	I	876	549	1,008	826	182
Misdemeanor	M	103	275	275	86	189
Motion	MO	1	1	1	1	-
Show Cause	SC	14	41	41	12	29
Traffic Total		1,015	909	1,368	939	429
<u>Civil</u>						
Abstract	AJ	1	0	1	1	-
Admin License	AL	5	0	6	6	-
Detinue	DT	7	7	13	8	5
Garnishment	GA	13	0	13	13	-
Impoundment	IM	1	0	1	1	-
Interrogatory	IN	2	2	2	0	2
Other	OT	1	0	1	1	-
Protective Order	PO	2	2	2	0	2
Prelim Prot Order	PP	4	0	4	4	-
Show Cause	SC	2	2	3	1	2
Tenants Assertion	TA	0	2	3	1	2
Unlawful Detainer	UD	30	27	35	33	2
Warrant in Debt	WD	52	50	60	44	16
Civil Total		120	92	144	113	31
Amherst Totals		1,280	1,324	1,842	1,202	640

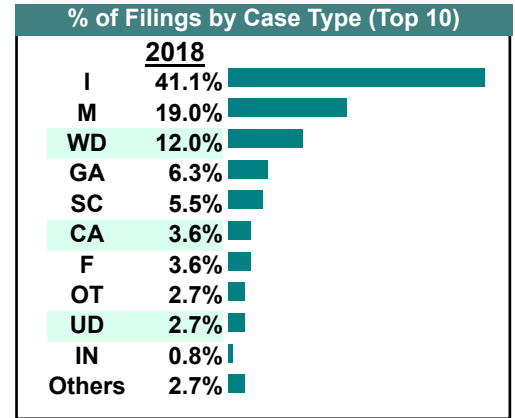
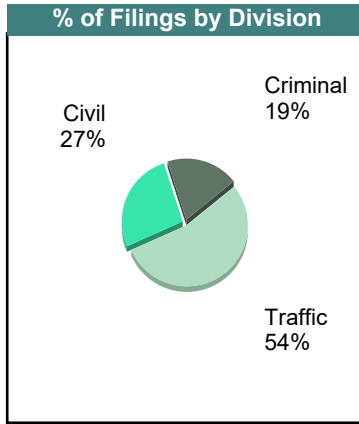
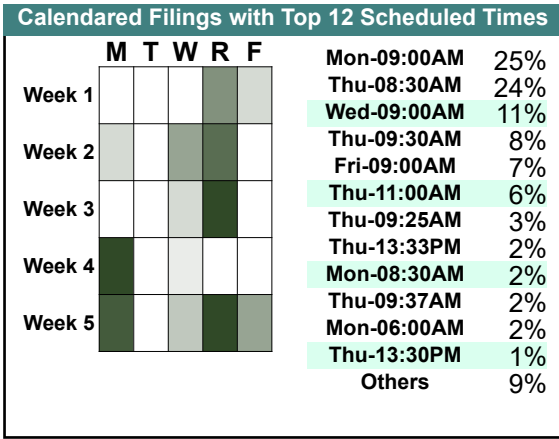


CASELOAD STATISTICS OF THE GENERAL DISTRICT COURTS

		<u>Filings</u>	<u>Hearings</u>	<u>Transactions</u>	<u>Concluded</u>	<u>Cont</u>
<u>Criminal</u>						
Capias	CA	9	31	31	9	22
Civil Violation	CV	0	5	5	1	4
Felony	F	52	127	127	28	99
Misdemeanor	M	76	230	234	76	158
Show Cause	SC	13	32	32	13	19
Criminal Total		150	425	429	127	302
<u>Traffic</u>						
Capias	CA	10	39	39	14	25
Felony	F	0	1	1	0	1
Infraction	I	413	368	504	336	168
Misdemeanor	M	84	240	240	68	172
Show Cause	SC	14	34	34	17	17
Traffic Total		521	682	818	435	383
<u>Civil</u>						
Admin License	AL	4	0	4	4	-
Detinue	DT	1	2	3	2	1
Garnishment	GA	76	15	89	74	15
Impoundment	IM	4	0	4	4	-
Interrogatory	IN	6	10	13	3	10
Other	OT	7	3	9	6	3
Protective Order	PO	7	6	11	5	6
Prelim Prot Order	PP	5	0	5	5	-
Show Cause	SC	2	0	2	2	-
Unlawful Detainer	UD	21	16	27	22	5
Warrant in Debt	WD	180	173	226	183	42
Civil Total		313	225	393	310	82
Bedford Totals		984	1,332	1,640	872	767



		Filings	Hearings	Transactions	Concluded	Cont
<u>Criminal</u>						
Capias	CA	26	61	61	31	30
Civil Violation	CV	4	6	6	3	3
Felony	F	39	145	145	56	89
Misdemeanor	M	121	352	358	145	213
Show Cause	SC	38	61	61	36	24
Criminal Total		228	625	631	271	359
<u>Traffic</u>						
Capias	CA	17	51	51	13	38
Felony	F	4	13	13	2	11
Infraction	I	490	461	635	493	139
Misdemeanor	M	106	314	314	115	199
Show Cause	SC	28	52	52	22	30
Traffic Total		645	891	1,065	645	417
<u>Civil</u>						
Abstract	AJ	1	0	1	1	-
Admin License	AL	6	0	6	6	-
Detinue	DT	3	3	4	2	2
Garnishment	GA	75	26	104	78	26
Impoundment	IM	8	0	8	8	-
Interrogatory	IN	9	15	26	11	15
Other	OT	32	3	33	30	2
Protective Order	PO	5	5	8	3	5
Prelim Prot Order	PP	5	0	5	5	-
Unlawful Detainer	UD	32	38	44	30	12
Warrant in Debt	WD	143	159	197	149	48
Civil Total		319	249	436	323	110
Bedford Totals		1,192	1,765	2,132	1,239	886



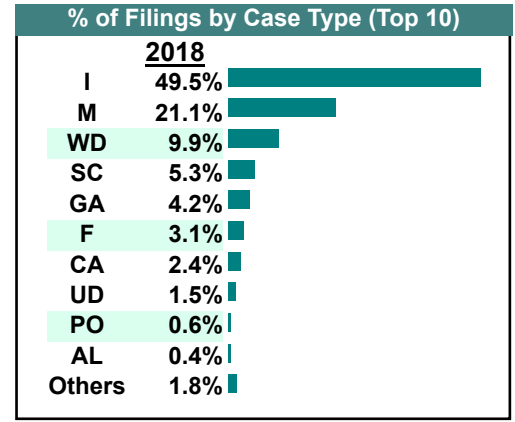
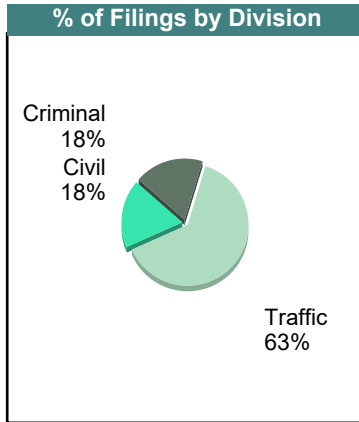
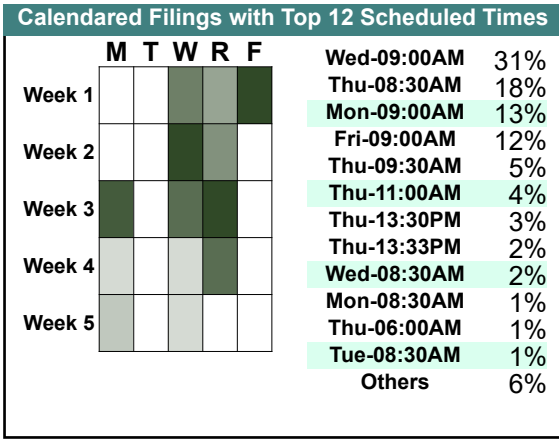
CASELOAD STATISTICS OF THE GENERAL DISTRICT COURTS

October 2018

Bedford

District: 24

		<u>Filings</u>	<u>Hearings</u>	<u>Transactions</u>	<u>Concluded</u>	<u>Cont</u>
<u>Criminal</u>						
Capias	CA	13	52	52	25	27
Civil Violation	CV	6	12	12	9	3
Felony	F	40	235	235	99	136
Misdemeanor	M	157	388	420	202	218
Show Cause	SC	36	58	58	33	25
Criminal Total		252	745	777	368	409
<u>Traffic</u>						
Capias	CA	20	52	52	14	38
Felony	F	3	8	8	2	6
Infraction	I	677	608	886	715	171
Misdemeanor	M	132	406	406	158	247
Show Cause	SC	36	62	62	28	34
Traffic Total		868	1,136	1,414	917	496
<u>Civil</u>						
Abstract	AJ	1	0	1	1	-
Admin License	AL	6	0	6	6	-
Detinue	DT	1	2	4	4	-
Garnishment	GA	58	19	78	59	19
Impoundment	IM	5	2	5	3	-
Interrogatory	IN	2	2	8	6	2
Other	OT	6	0	6	6	-
Protective Order	PO	8	1	9	8	1
Prelim Prot Order	PP	3	0	3	3	-
Unlawful Detainer	UD	21	21	31	29	2
Warrant in Debt	WD	136	117	160	118	42
Civil Total		247	164	311	243	66
Bedford Totals		1,367	2,045	2,502	1,528	971



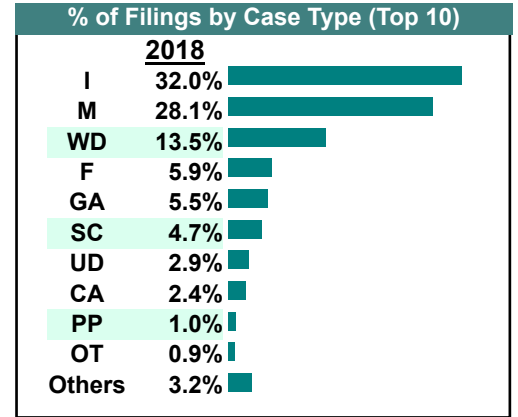
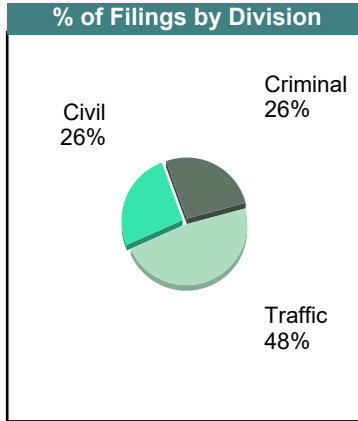
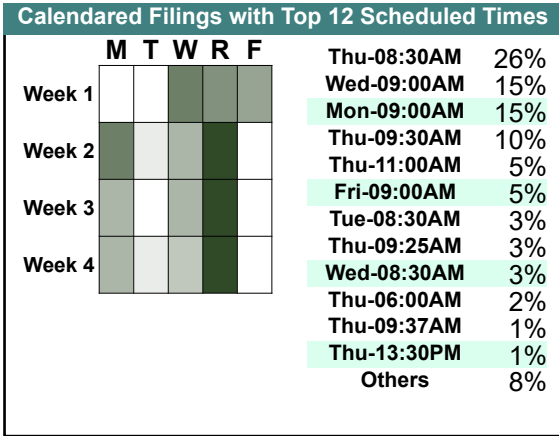
CASELOAD STATISTICS OF THE GENERAL DISTRICT COURTS

September 2018

Bedford

District: 24

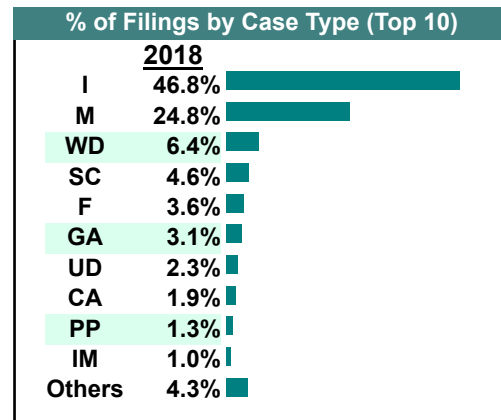
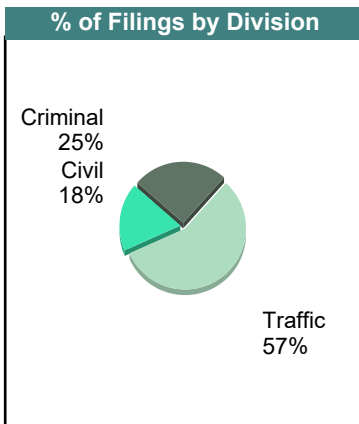
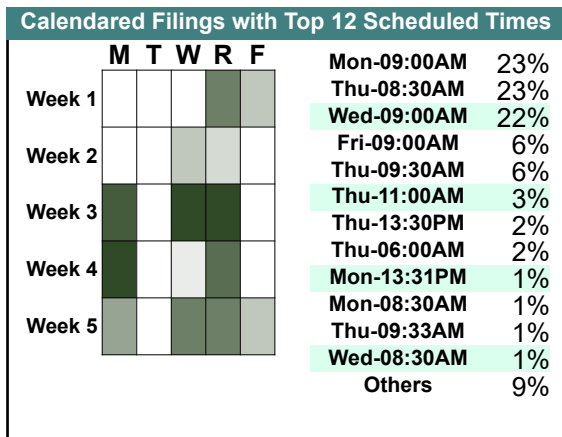
		<u>Filings</u>	<u>Hearings</u>	<u>Transactions</u>	<u>Concluded</u>	<u>Cont</u>
<u>Criminal</u>						
Capias	CA	14	37	37	18	19
Civil Violation	CV	8	11	11	7	4
Felony	F	63	188	188	84	104
Misdemeanor	M	170	348	364	167	197
Show Cause	SC	38	56	56	37	19
Criminal Total		293	640	656	313	343
<u>Traffic</u>						
Capias	CA	13	35	35	12	23
Felony	F	3	9	9	2	7
Infraction	I	357	346	464	324	140
Misdemeanor	M	143	310	310	90	220
Show Cause	SC	14	38	38	20	18
Traffic Total		530	738	856	448	408
<u>Civil</u>						
Abstract	AJ	1	0	1	1	-
Admin License	AL	9	0	9	9	-
Detinue	DT	2	2	2	1	1
Garnishment	GA	61	19	70	51	19
Impoundment	IM	8	0	8	8	-
Interrogatory	IN	4	14	30	16	14
Overweight	OC	1	0	1	1	-
Other	OT	10	1	11	11	-
Protective Order	PO	3	3	11	8	3
Prelim Prot Order	PP	11	0	12	12	-
Unlawful Detainer	UD	32	27	42	32	10
Warrant in Debt	WD	150	150	193	160	33
Civil Total		292	216	390	310	80
Bedford Totals		1,115	1,594	1,902	1,071	831



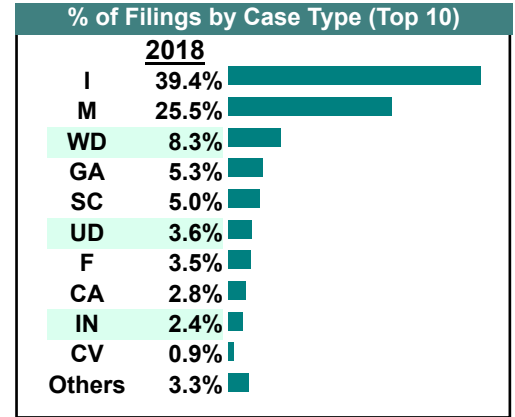
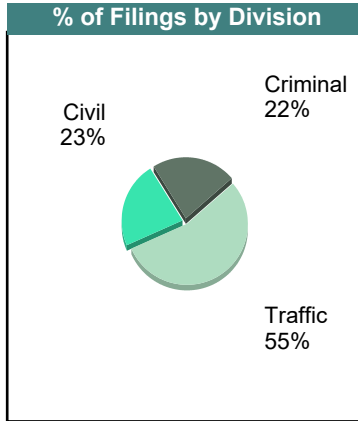
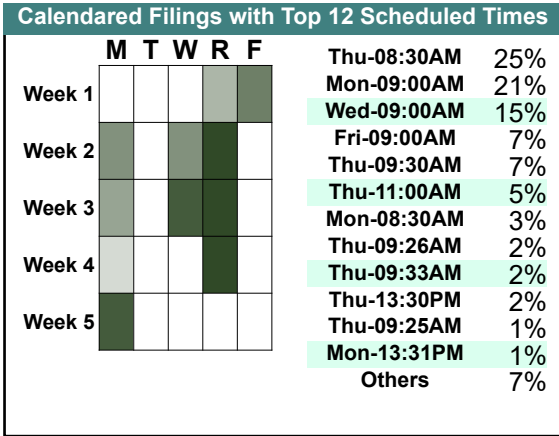
CASELOAD STATISTICS OF THE GENERAL DISTRICT COURTS

August 2018

		<u>Filings</u>	<u>Hearings</u>	<u>Transactions</u>	<u>Concluded</u>	<u>Cont</u>
<u>Criminal</u>						
Capias	CA	11	51	51	18	33
Civil Violation	CV	6	12	12	6	6
Felony	F	46	206	206	86	120
Misdemeanor	M	234	451	482	205	277
Show Cause	SC	43	69	69	41	28
Criminal Total		340	789	820	356	464
<u>Traffic</u>						
Capias	CA	15	46	46	14	32
Felony	F	2	4	4	1	3
Infraction	I	626	512	768	591	177
Misdemeanor	M	98	318	318	101	217
Show Cause	SC	18	42	42	19	23
Traffic Total		759	922	1,178	726	452
<u>Civil</u>						
Admin License	AL	9	0	9	9	-
Detinue	DT	9	10	15	9	6
Garnishment	GA	41	17	62	45	17
Impoundment	IM	13	0	13	13	-
Interrogatory	IN	12	14	32	18	14
Other	OT	12	1	13	12	1
Protective Order	PO	10	2	20	18	2
Prelim Prot Order	PP	17	1	18	17	1
Unlawful Detainer	UD	31	34	45	29	16
Warrant in Debt	WD	86	121	162	100	62
Civil Total		240	200	389	270	119
Bedford Totals		1,339	1,911	2,387	1,352	1,035

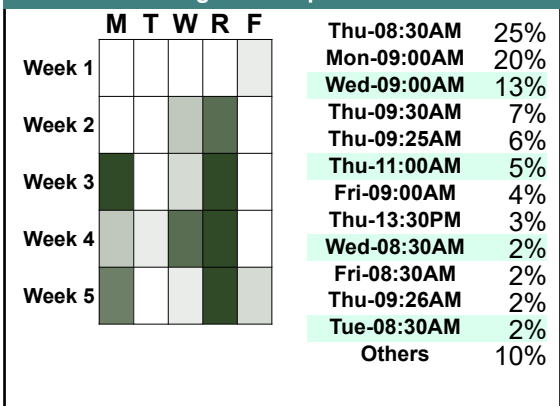


		Filings	Hearings	Transactions	Concluded	Cont
<u>Criminal</u>						
Capias	CA	19	52	52	10	42
Civil Violation	CV	10	16	16	6	10
Felony	F	38	258	258	71	187
Misdemeanor	M	157	341	361	153	208
Show Cause	SC	23	43	43	27	16
Criminal Total		247	710	730	267	463
<u>Traffic</u>						
Capias	CA	12	26	26	7	19
Felony	F	1	6	6	1	5
Infraction	I	435	372	545	439	106
Misdemeanor	M	124	318	318	86	232
Show Cause	SC	32	44	44	20	24
Traffic Total		604	766	939	553	386
<u>Civil</u>						
Abstract	AJ	1	0	1	1	-
Admin License	AL	3	0	3	3	-
Detinue	DT	3	4	8	5	3
Garnishment	GA	59	20	86	66	20
Impoundment	IM	10	0	10	10	-
Interrogatory	IN	26	20	38	18	20
Other	OT	9	2	9	7	2
Protective Order	PO	4	3	8	5	3
Prelim Prot Order	PP	5	0	5	5	-
Petition-Restore Arms	PR	1	0	1	1	-
Unlawful Detainer	UD	40	35	46	35	11
Warrant in Debt	WD	91	115	155	125	30
Civil Total		252	199	370	281	89
Bedford Totals		1,103	1,675	2,039	1,101	938

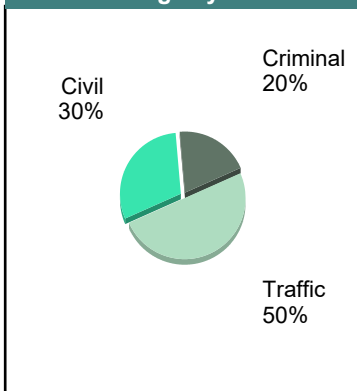


		<u>Filings</u>	<u>Hearings</u>	<u>Transactions</u>	<u>Concluded</u>	<u>Cont</u>
<u>Criminal</u>						
Capias	CA	24	59	59	15	44
Civil Violation	CV	5	8	8	4	4
Felony	F	51	258	258	112	146
Misdemeanor	M	161	429	437	137	300
Show Cause	SC	42	65	65	37	28
Criminal Total		283	819	827	305	522
<u>Traffic</u>						
Capias	CA	15	42	42	15	27
Felony	F	1	6	6	2	4
Infraction	I	539	483	690	522	168
Misdemeanor	M	132	381	381	129	252
Show Cause	SC	32	52	52	24	28
Traffic Total		719	964	1,171	692	479
<u>Civil</u>						
Abstract	AJ	1	0	1	1	-
Admin License	AL	8	0	8	8	-
Detinue	DT	5	7	7	4	3
Garnishment	GA	68	17	75	58	17
Impoundment	IM	6	0	6	6	-
Interrogatory	IN	30	24	46	22	24
Other	OT	9	0	9	9	-
Protective Order	PO	18	12	22	10	12
Prelim Prot Order	PP	16	3	19	16	3
Tenants Assertion	TA	1	0	1	1	-
Unlawful Detainer	UD	32	27	40	32	8
Warrant in Debt	WD	243	246	289	208	81
Civil Total		437	336	523	375	148
Bedford Totals		1,439	2,119	2,521	1,372	1,149

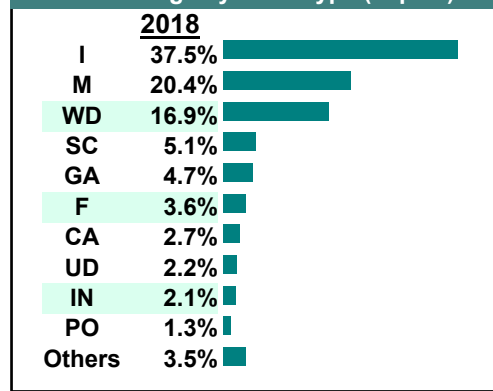
Calendared Filings with Top 12 Scheduled Times



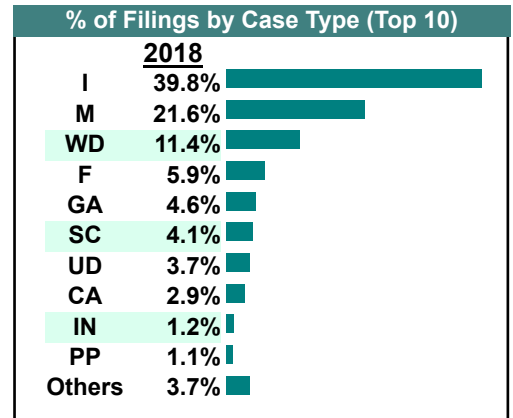
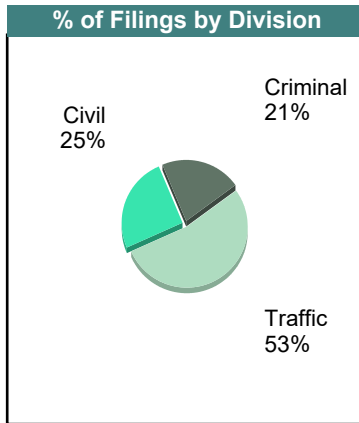
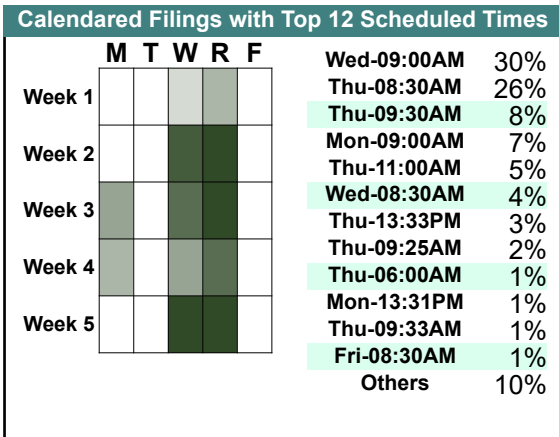
% of Filings by Division



% of Filings by Case Type (Top 10)

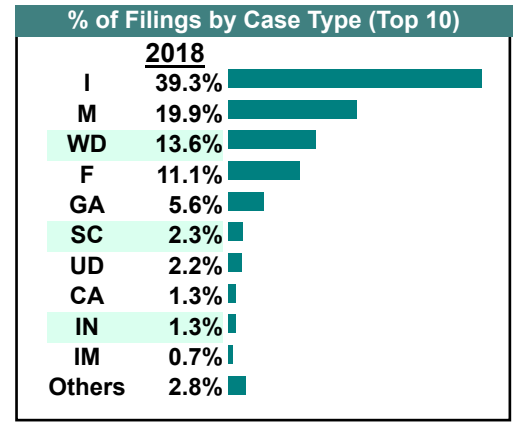
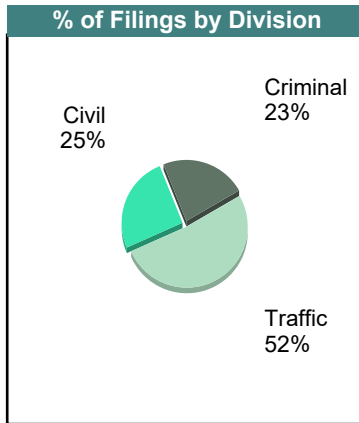
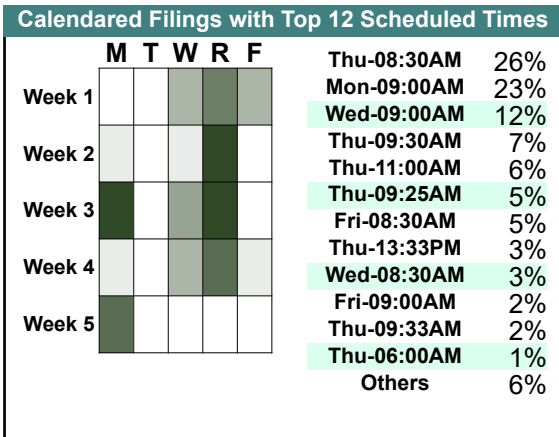


		Filings	Hearings	Transactions	Concluded	Cont
<u>Criminal</u>						
Capias	CA	22	46	46	9	37
Civil Violation	CV	3	7	7	4	3
Felony	F	72	285	285	47	238
Misdemeanor	M	135	346	349	106	243
Show Cause	SC	32	45	45	26	19
Criminal Total		264	729	732	192	540
<u>Traffic</u>						
Capias	CA	14	33	33	6	27
Civil Violation	CV	1	1	1	1	-
Felony	F	1	10	10	4	6
Infraction	I	489	468	689	557	132
Misdemeanor	M	130	369	369	138	231
Show Cause	SC	19	50	50	29	21
Traffic Total		654	931	1,152	735	417
<u>Civil</u>						
Admin License	AL	5	0	5	5	-
Detinue	DT	4	5	8	4	4
Garnishment	GA	57	12	74	62	12
Impoundment	IM	12	0	12	12	-
Interrogatory	IN	15	13	25	12	13
Other	OT	10	1	11	10	1
Protective Order	PO	9	5	12	7	5
Prelim Prot Order	PP	13	4	17	13	4
Show Cause	SC	0	0	2	2	-
Tenants Assertion	TA	1	0	1	1	-
Unlawful Detainer	UD	45	41	56	44	12
Warrant in Debt	WD	140	142	181	133	48
Civil Total		311	223	404	305	99
Bedford Totals		1,229	1,883	2,288	1,232	1,056



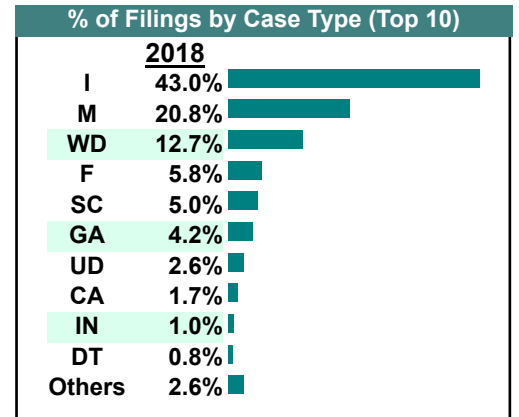
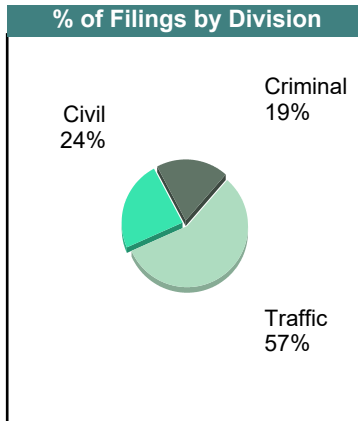
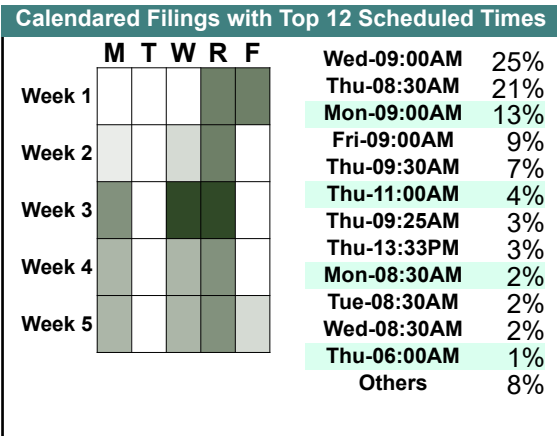
April 2018

		Filings	Hearings	Transactions	Concluded	Cont
<u>Criminal</u>						
Capias	CA	8	35	35	8	27
Civil Violation	CV	5	11	11	6	5
Felony	F	123	354	354	38	316
Misdemeanor	M	98	311	313	80	233
Motion	MO	1	1	1	1	-
Show Cause	SC	19	44	44	22	22
Criminal Total		254	756	758	155	603
<u>Traffic</u>						
Capias	CA	6	33	33	12	21
Felony	F	1	5	5	1	4
Infraction	I	437	439	606	445	161
Misdemeanor	M	124	302	302	72	230
Restricted O/L	RL	1	1	1	1	-
Show Cause	SC	7	30	30	13	17
Traffic Total		576	810	977	544	433
<u>Civil</u>						
Admin License	AL	6	0	6	6	-
Detinue	DT	4	4	6	5	1
Garnishment	GA	62	14	71	57	13
Impoundment	IM	8	0	8	8	-
Interrogatory	IN	14	11	27	16	11
Other	OT	5	0	8	8	-
Protective Order	PO	3	3	7	4	3
Prelim Prot Order	PP	6	1	6	5	1
Show Cause	SC	0	2	2	0	2
Unlawful Detainer	UD	24	19	27	20	7
Warrant in Debt	WD	151	179	217	169	48
Civil Total		283	233	385	298	86
Bedford Totals		1,113	1,799	2,120	997	1,122



CASELOAD STATISTICS OF THE GENERAL DISTRICT COURTS

		<u>Filings</u>	<u>Hearings</u>	<u>Transactions</u>	<u>Concluded</u>	<u>Cont</u>
<u>Criminal</u>						
Capias	CA	12	38	38	16	22
Civil Violation	CV	0	1	1	1	-
Felony	F	61	270	270	76	194
Misdemeanor	M	107	304	310	103	207
Show Cause	SC	35	62	62	35	26
Criminal Total		215	675	681	231	449
<u>Traffic</u>						
Capias	CA	7	40	40	11	29
Felony	F	4	9	9	3	6
Infraction	I	482	479	664	472	192
Misdemeanor	M	126	341	341	102	239
Show Cause	SC	19	45	45	12	33
Traffic Total		638	914	1,099	600	499
<u>Civil</u>						
Abstract	AJ	1	0	1	1	-
Admin License	AL	8	0	8	8	-
Detinue	DT	9	6	11	8	3
Garnishment	GA	47	13	63	50	13
Impoundment	IM	3	0	3	3	-
Interrogatory	IN	11	14	24	10	14
Other	OT	7	2	9	7	2
Protective Order	PO	5	2	8	6	2
Prelim Prot Order	PP	4	0	4	4	-
Petition-Restore Arms	PR	1	0	1	1	-
Show Cause	SC	2	2	2	0	2
Tenants Assertion	TA	0	1	1	1	-
Unlawful Detainer	UD	29	19	33	28	5
Warrant in Debt	WD	142	156	216	159	57
Civil Total		269	215	384	286	98
Bedford Totals		1,122	1,804	2,164	1,117	1,046



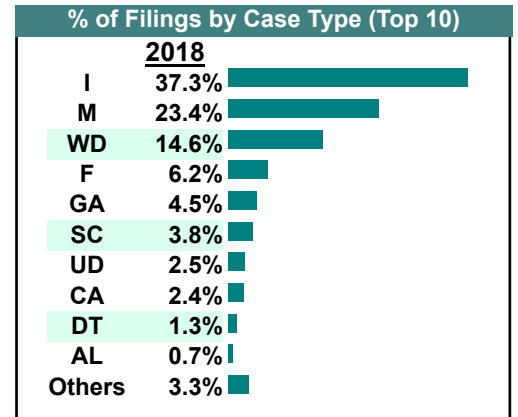
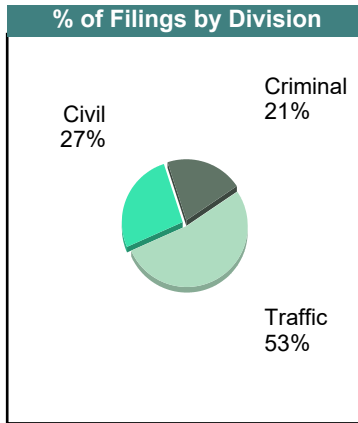
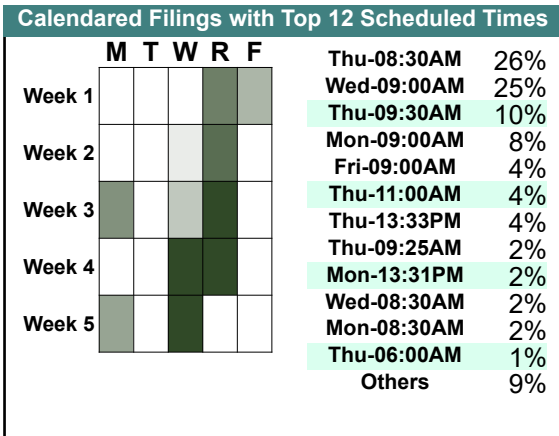
CASELOAD STATISTICS OF THE GENERAL DISTRICT COURTS

February 2018

Bedford

District: 24

		<u>Filings</u>	<u>Hearings</u>	<u>Transactions</u>	<u>Concluded</u>	<u>Cont</u>
<u>Criminal</u>						
Capias	CA	7	44	44	13	31
Civil Violation	CV	4	7	7	3	4
Felony	F	58	161	161	46	115
Misdemeanor	M	115	339	343	120	223
Show Cause	SC	19	38	38	21	17
Criminal Total		203	589	593	203	390
<u>Traffic</u>						
Capias	CA	17	50	50	13	37
Felony	F	3	7	7	3	4
Infraction	I	367	409	574	418	156
Misdemeanor	M	115	290	291	92	199
Show Cause	SC	16	47	47	26	21
Traffic Total		518	803	969	552	417
<u>Civil</u>						
Admin License	AL	7	0	7	7	-
Detinue	DT	13	4	13	12	1
Garnishment	GA	44	18	67	49	18
Impoundment	IM	7	0	7	7	-
Interrogatory	IN	5	13	20	7	13
Overweight	OC	1	0	1	1	-
Other	OT	5	3	9	6	3
Protective Order	PO	7	4	10	7	3
Prelim Prot Order	PP	3	2	3	3	-
Show Cause	SC	2	0	2	2	-
Unlawful Detainer	UD	25	21	44	36	8
Warrant in Debt	WD	144	216	264	199	64
Civil Total		263	281	447	336	110
Bedford Totals		984	1,673	2,009	1,091	917



CASELOAD STATISTICS OF THE GENERAL DISTRICT COURTS

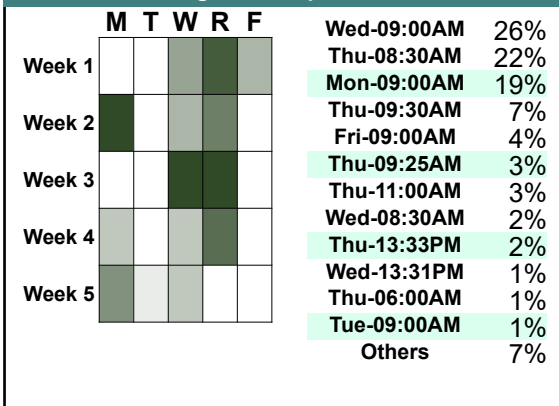
January 2018

Bedford

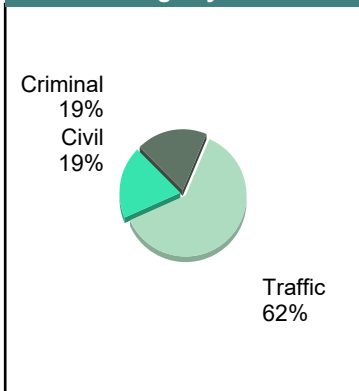
District: 24

		<u>Filings</u>	<u>Hearings</u>	<u>Transactions</u>	<u>Concluded</u>	<u>Cont</u>
<u>Criminal</u>						
Capias	CA	12	31	31	8	23
Civil Violation	CV	5	15	15	8	7
Felony	F	98	330	330	102	228
Misdemeanor	M	122	351	355	93	262
Show Cause	SC	21	49	49	19	30
Criminal Total		258	776	780	230	550
<u>Traffic</u>						
Capias	CA	9	43	43	18	25
Felony	F	3	8	8	0	8
Infraction	I	689	625	901	610	291
Misdemeanor	M	119	366	366	101	265
Show Cause	SC	24	52	52	18	34
Traffic Total		844	1,094	1,370	747	623
<u>Civil</u>						
Admin License	AL	9	0	9	9	-
Detinue	DT	7	6	8	5	3
Garnishment	GA	46	26	77	51	26
Impoundment	IM	5	0	5	5	-
Interrogatory	IN	11	23	25	2	23
Other	OT	7	3	10	7	3
Protective Order	PO	3	3	5	2	3
Prelim Prot Order	PP	8	1	8	8	-
Show Cause	SC	0	0	1	1	-
Tenants Assertion	TA	1	1	1	0	1
Unlawful Detainer	UD	32	21	38	25	13
Warrant in Debt	WD	131	161	192	68	124
Civil Total		260	245	379	183	196
Bedford Totals		1,362	2,115	2,529	1,160	1,369

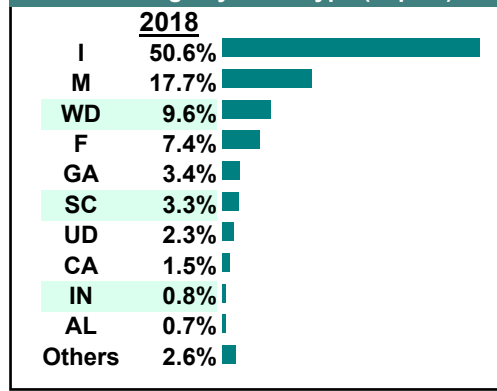
Calendared Filings with Top 12 Scheduled Times



% of Filings by Division



% of Filings by Case Type (Top 10)



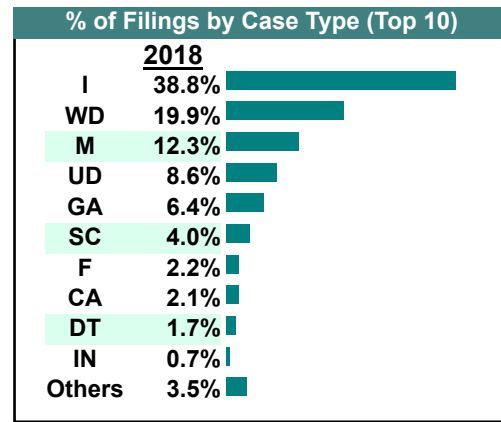
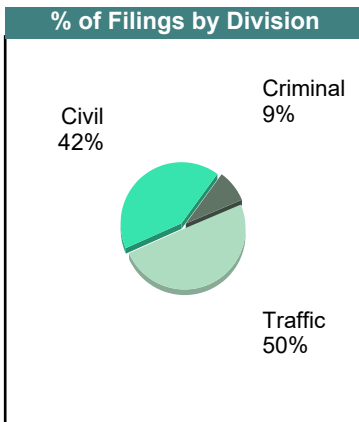
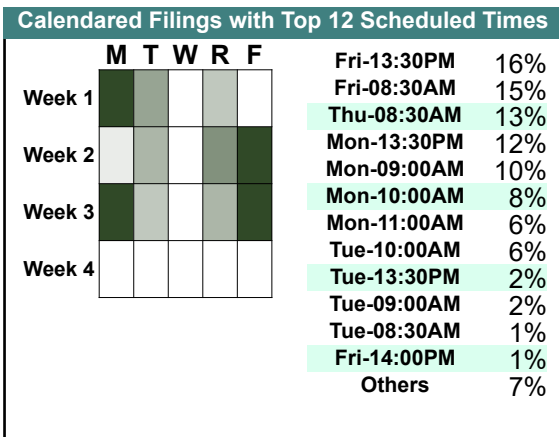
CASELOAD STATISTICS OF THE GENERAL DISTRICT COURTS

December 2018

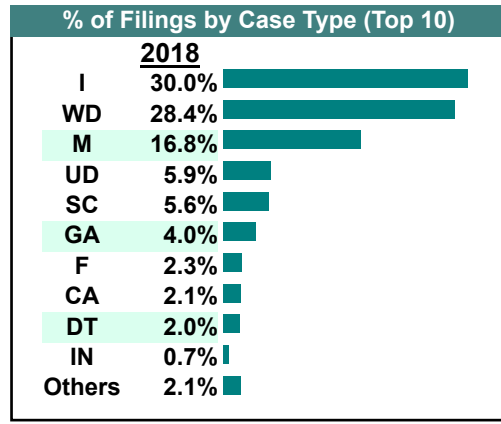
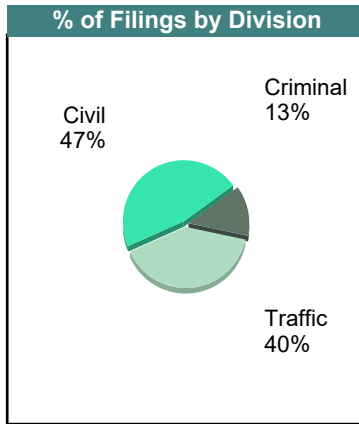
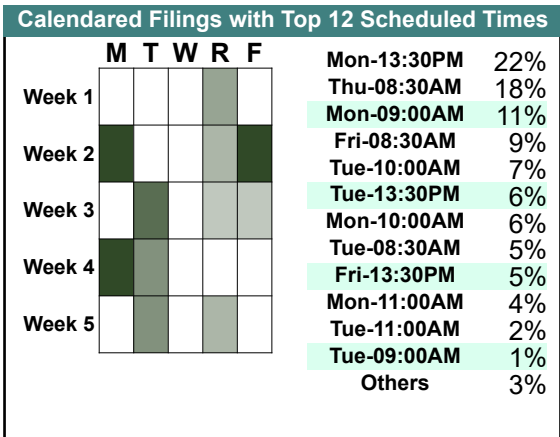
Campbell

District: 24

		<u>Filings</u>	<u>Hearings</u>	<u>Transactions</u>	<u>Concluded</u>	<u>Cont</u>
<u>Criminal</u>						
Capias	CA	8	27	27	9	18
Civil Violation	CV	1	2	2	1	1
Felony	F	14	85	85	32	53
Misdemeanor	M	24	141	142	62	80
Motion	MO	3	3	3	2	1
Show Cause	SC	12	26	26	11	15
Criminal Total		62	284	285	117	168
<u>Traffic</u>						
Capias	CA	5	24	24	10	14
Felony	F	2	10	10	3	7
Infraction	I	281	251	370	296	74
Misdemeanor	M	65	178	178	63	115
Motion	MO	1	1	1	1	-
Show Cause	SC	7	31	31	14	17
Traffic Total		361	495	614	387	227
<u>Civil</u>						
Abstract	AJ	2	0	2	2	-
Admin License	AL	3	0	3	3	-
Capias	CA	2	0	2	2	-
Counter Claim	CC	1	1	1	0	1
Detinue	DT	12	1	14	14	-
Garnishment	GA	46	0	46	46	-
Impoundment	IM	1	0	1	1	-
Interrogatory	IN	5	3	17	14	3
Motion for Judgment	MJ	2	2	2	2	-
Other	OT	2	0	2	2	-
Protective Order	PO	5	1	5	4	1
Prelim Prot Order	PP	4	0	4	4	-
Show Cause	SC	10	0	13	13	-
Unlawful Detainer	UD	62	46	71	64	7
Warrant in Debt	WD	144	147	202	163	39
Civil Total		301	201	385	334	51
Campbell Totals		724	980	1,284	838	446



		<u>Filings</u>	<u>Hearings</u>	<u>Transactions</u>	<u>Concluded</u>	<u>Cont</u>
<u>Criminal</u>						
Capias	CA	5	27	27	4	23
Civil Violation	CV	0	1	1	0	1
Felony	F	17	79	79	23	56
Misdemeanor	M	70	159	162	51	111
Motion	MO	3	3	3	3	-
Show Cause	SC	6	24	24	9	15
Criminal Total		101	293	296	90	206
<u>Traffic</u>						
Capias	CA	8	12	12	5	7
Felony	F	0	9	9	3	6
Infraction	I	225	204	299	240	59
Misdemeanor	M	56	169	169	68	101
Show Cause	SC	10	21	21	10	11
Traffic Total		299	415	510	326	184
<u>Civil</u>						
Admin License	AL	1	0	1	1	-
Bond Forfeiture	BF	2	1	2	1	1
Capias	CA	3	1	4	3	1
Counter Claim	CC	1	0	1	1	-
Detinue	DT	15	9	20	17	3
Garnishment	GA	30	1	30	29	1
Interrogatory	IN	5	5	36	31	5
Motion for Judgment	MJ	1	0	1	1	-
Other	OT	1	0	1	1	-
Protective Order	PO	3	0	4	4	-
Prelim Prot Order	PP	3	0	3	3	-
Petition-Restore Arms	PR	1	0	1	1	-
Show Cause	SC	26	4	32	28	4
Unlawful Detainer	UD	44	38	52	46	6
Warrant in Debt	WD	213	171	262	208	54
Civil Total		349	230	450	375	75
Campbell Totals		749	938	1,256	791	465



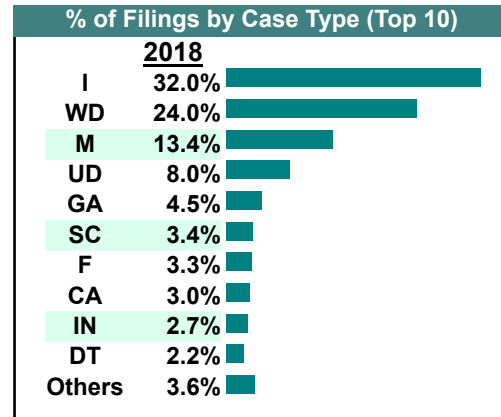
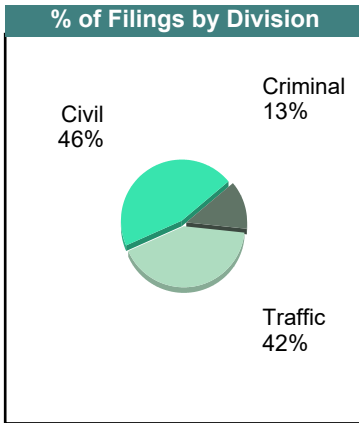
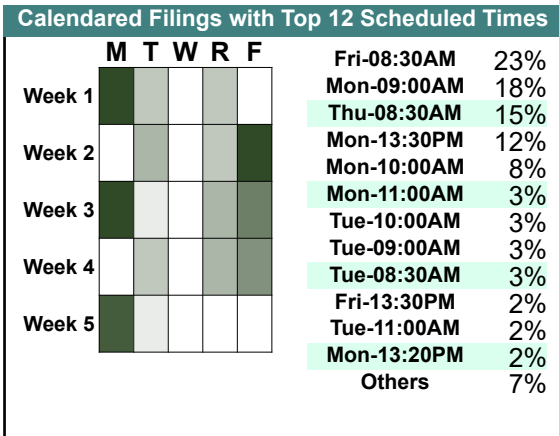
CASELOAD STATISTICS OF THE GENERAL DISTRICT COURTS

October 2018

Campbell

District: 24

		Filings	Hearings	Transactions	Concluded	Cont
<u>Criminal</u>						
Capias	CA	14	27	27	12	15
Civil Violation	CV	1	4	4	1	3
Felony	F	31	97	97	26	71
Misdemeanor	M	69	217	220	96	124
Motion	MO	5	5	5	5	-
Show Cause	SC	16	26	26	18	8
Criminal Total		136	376	379	158	221
<u>Traffic</u>						
Capias	CA	8	19	19	11	8
Felony	F	4	4	4	0	4
Infraction	I	341	300	441	358	83
Misdemeanor	M	74	218	218	94	124
Motion	MO	3	3	3	3	-
Restricted O/L	RL	1	1	1	1	-
Show Cause	SC	13	32	32	16	16
Traffic Total		444	577	718	483	235
<u>Civil</u>						
Abstract	AJ	1	0	1	1	-
Admin License	AL	7	1	7	6	1
Bond Forfeiture	BF	3	2	4	2	2
Capias	CA	10	0	14	14	-
Detinue	DT	23	15	24	19	5
Garnishment	GA	48	4	55	51	4
Impoundment	IM	2	0	2	2	-
Interrogatory	IN	29	8	52	44	8
Motion for Judgment	MJ	0	1	2	1	1
Other	OT	2	0	2	2	-
Protective Order	PO	7	1	10	9	1
Prelim Prot Order	PP	6	0	6	6	-
Show Cause	SC	7	1	23	22	1
Unlawful Detainer	UD	85	67	95	82	13
Warrant in Debt	WD	256	207	296	239	57
Civil Total		486	307	593	500	93
Campbell Totals		1,066	1,260	1,690	1,141	549



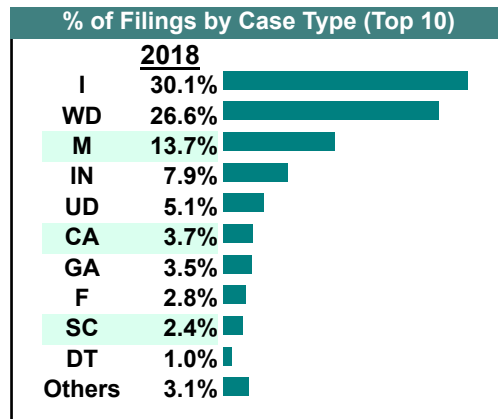
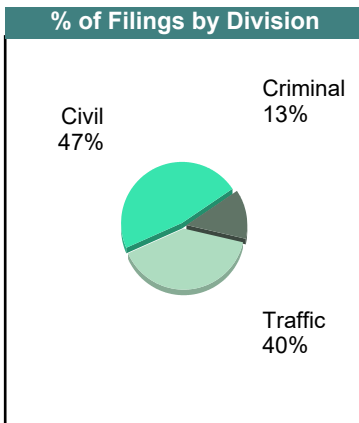
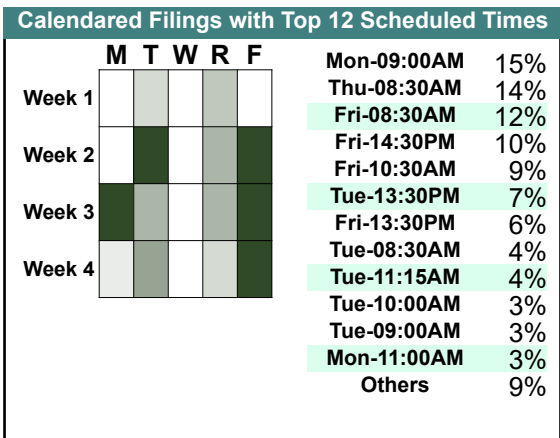
CASELOAD STATISTICS OF THE GENERAL DISTRICT COURTS

September 2018

Campbell

District: 24

		<u>Filings</u>	<u>Hearings</u>	<u>Transactions</u>	<u>Concluded</u>	<u>Cont</u>
<u>Criminal</u>						
Capias	CA	26	126	126	101	25
Civil Violation	CV	2	4	4	1	3
Felony	F	28	113	113	46	67
Misdemeanor	M	67	262	273	159	114
Motion	MO	3	3	3	3	-
Show Cause	SC	17	98	98	76	22
Criminal Total		143	606	617	386	231
<u>Traffic</u>						
Capias	CA	12	82	82	66	16
Civil Violation	CV	0	1	1	1	-
Felony	F	2	13	13	9	4
Infraction	I	327	284	421	327	94
Misdemeanor	M	82	233	233	93	140
Show Cause	SC	8	66	66	39	27
Traffic Total		431	679	816	535	281
<u>Civil</u>						
Admin License	AL	7	0	7	7	-
Bond Forfeiture	BF	4	2	4	2	2
Capias	CA	2	1	3	2	1
Detinue	DT	11	8	16	15	1
Garnishment	GA	38	3	39	36	3
Interrogatory	IN	86	26	99	73	26
Other	OT	3	0	3	3	-
Protective Order	PO	6	6	9	3	6
Prelim Prot Order	PP	9	0	9	9	-
Show Cause	SC	1	3	11	8	3
Unlawful Detainer	UD	55	45	59	57	2
Warrant in Debt	WD	289	215	342	304	38
Civil Total		511	309	601	519	82
Campbell Totals		1,085	1,594	2,034	1,440	594



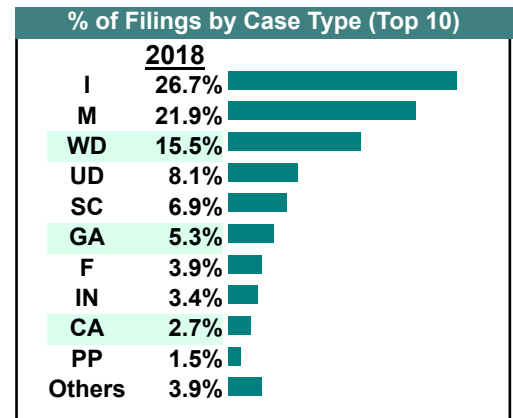
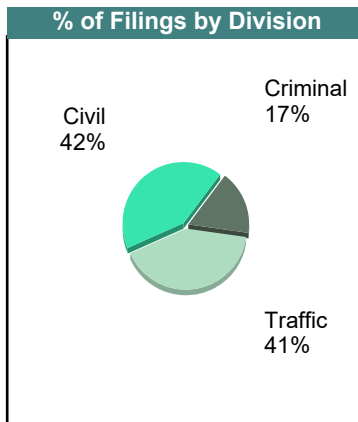
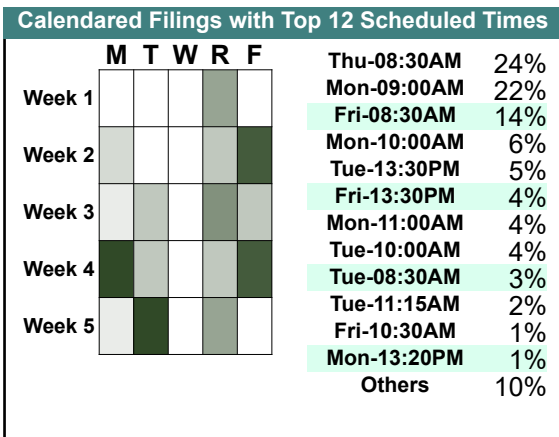
CASELOAD STATISTICS OF THE GENERAL DISTRICT COURTS

August 2018

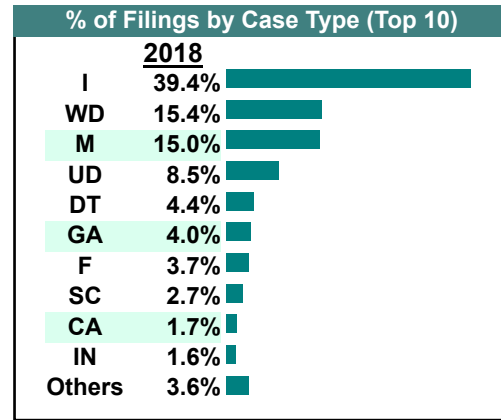
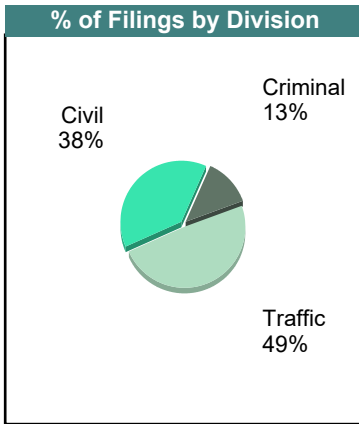
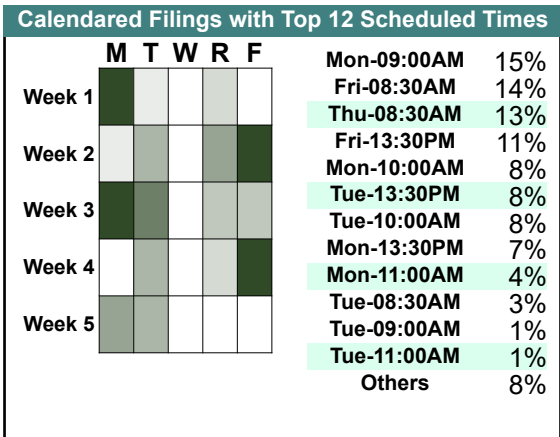
Campbell

District: 24

		<u>Filings</u>	<u>Hearings</u>	<u>Transactions</u>	<u>Concluded</u>	<u>Cont</u>
<u>Criminal</u>						
Capias	CA	7	23	23	8	15
Civil Violation	CV	2	2	4	3	1
Felony	F	30	116	116	45	71
Misdemeanor	M	87	202	204	64	140
Motion	MO	1	1	1	1	-
Show Cause	SC	5	23	23	12	11
Criminal Total		132	367	371	133	238
<u>Traffic</u>						
Capias	CA	10	24	24	11	13
Felony	F	1	7	7	3	4
Infraction	I	210	202	306	229	77
Misdemeanor	M	85	205	205	95	110
Restricted O/L	RL	1	1	1	1	-
Show Cause	SC	17	29	29	14	15
Traffic Total		324	468	572	353	219
<u>Civil</u>						
Abstract	AJ	4	0	4	4	-
Admin License	AL	4	0	4	4	-
Bond Forfeiture	BF	2	2	2	0	2
Capias	CA	4	5	8	3	5
Detinue	DT	6	3	7	5	2
Garnishment	GA	42	1	45	44	1
Impoundment	IM	1	0	1	1	-
Interrogatory	IN	27	35	72	37	35
Motion for Judgment	MJ	3	3	3	2	1
Other	OT	2	0	2	2	-
Protective Order	PO	5	1	5	4	1
Prelim Prot Order	PP	12	0	12	12	-
Show Cause	SC	32	18	39	21	18
Unlawful Detainer	UD	64	42	71	63	8
Warrant in Debt	WD	122	107	153	126	27
Civil Total		330	217	428	328	100
Campbell Totals		786	1,052	1,371	814	557



		<u>Filings</u>	<u>Hearings</u>	<u>Transactions</u>	<u>Concluded</u>	<u>Cont</u>
<u>Criminal</u>						
Capias	CA	6	21	21	5	16
Civil Violation	CV	0	2	2	2	-
Felony	F	33	134	134	35	99
Misdemeanor	M	72	202	207	86	121
Motion	MO	2	2	2	2	-
Show Cause	SC	8	23	23	4	19
Criminal Total		121	384	389	134	255
<u>Traffic</u>						
Capias	CA	8	24	24	6	18
Felony	F	2	9	9	1	8
Infraction	I	375	277	463	383	80
Misdemeanor	M	71	222	222	98	124
Show Cause	SC	10	37	37	15	22
Traffic Total		466	569	755	503	252
<u>Civil</u>						
Abstract	AJ	1	0	1	1	-
Admin License	AL	4	0	4	4	-
Bond Forfeiture	BF	1	0	1	1	-
Capias	CA	2	1	2	1	1
Counter Claim	CC	0	1	2	1	1
Detinue	DT	42	25	53	45	8
Garnishment	GA	38	7	46	39	7
Impoundment	IM	3	0	3	3	-
Interrogatory	IN	15	7	25	18	7
Other	OT	3	0	3	3	-
Protective Order	PO	10	3	15	12	3
Prelim Prot Order	PP	10	0	10	10	-
Show Cause	SC	8	2	9	7	2
Unlawful Detainer	UD	81	54	88	83	5
Warrant in Debt	WD	146	128	192	144	48
Civil Total		364	228	454	372	82
Campbell Totals		951	1,181	1,598	1,009	589



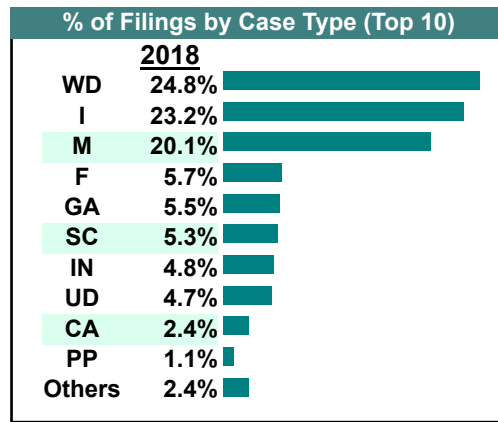
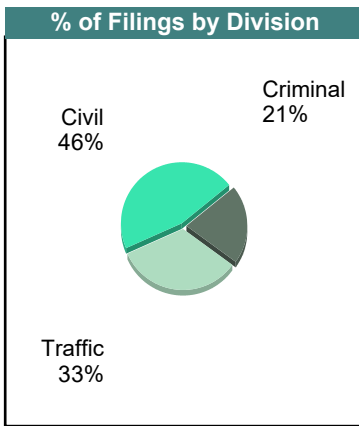
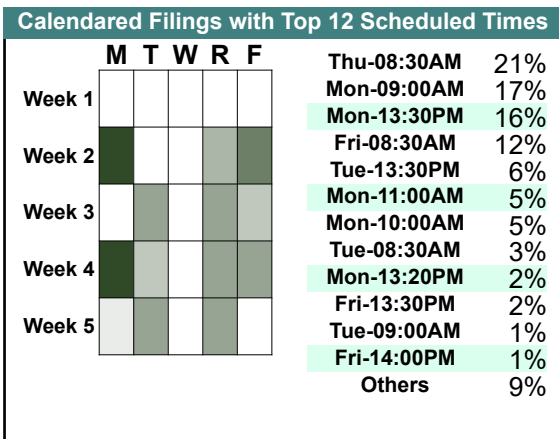
CASELOAD STATISTICS OF THE GENERAL DISTRICT COURTS

June 2018

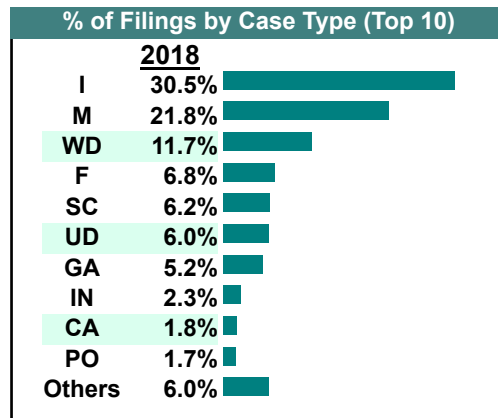
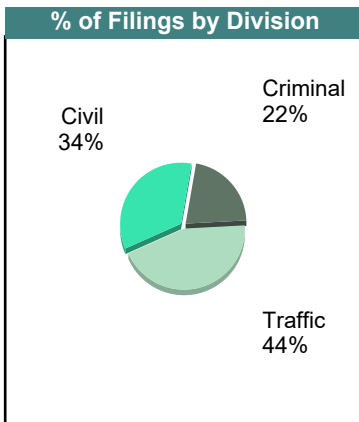
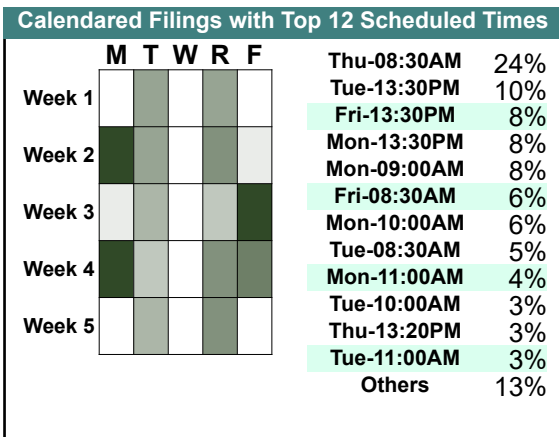
Campbell

District: 24

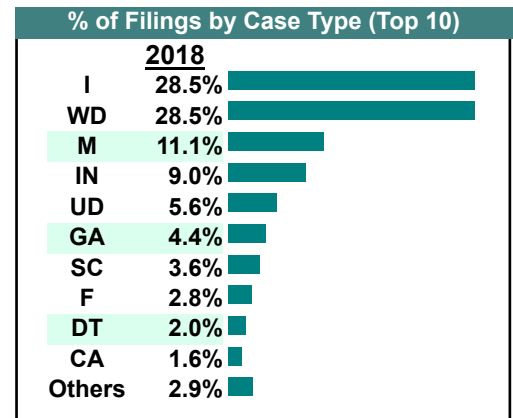
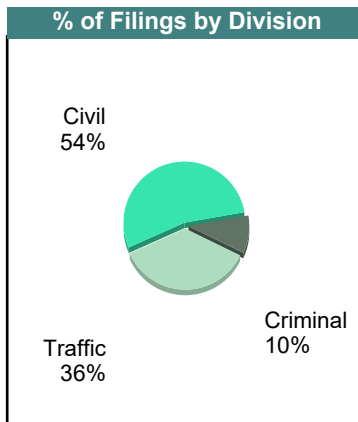
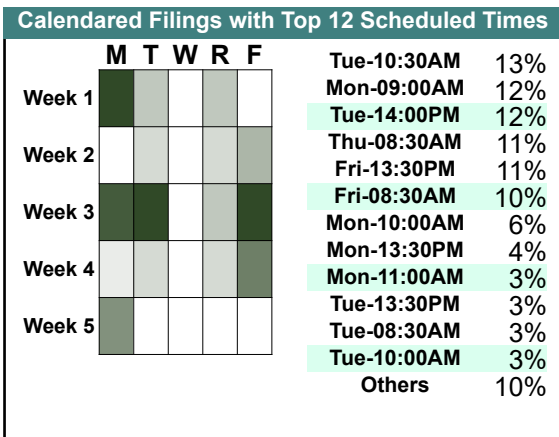
		<u>Filings</u>	<u>Hearings</u>	<u>Transactions</u>	<u>Concluded</u>	<u>Cont</u>
<u>Criminal</u>						
Capias	CA	11	33	33	13	20
Civil Violation	CV	0	1	1	0	1
Felony	F	52	124	124	30	94
Misdemeanor	M	114	221	224	76	148
Motion	MO	1	1	1	1	-
Show Cause	SC	18	34	34	17	17
Criminal Total		196	414	417	137	280
<u>Traffic</u>						
Capias	CA	5	16	16	7	9
Felony	F	2	9	9	0	9
Infraction	I	221	222	307	229	78
Misdemeanor	M	77	216	216	84	132
Show Cause	SC	13	30	30	15	15
Traffic Total		318	493	578	335	243
<u>Civil</u>						
Admin License	AL	3	0	3	3	-
Bond Forfeiture	BF	1	0	1	1	-
Capias	CA	7	2	7	5	2
Counter Claim	CC	0	1	1	0	1
Detinue	DT	7	7	9	9	-
Garnishment	GA	52	3	55	52	3
Impoundment	IM	2	0	2	2	-
Interrogatory	IN	46	43	72	29	43
Other	OT	2	0	3	3	-
Protective Order	PO	6	2	8	6	2
Prelim Prot Order	PP	10	0	10	10	-
Petition-Restore Arms	PR	1	0	2	2	-
Show Cause	SC	19	14	27	13	14
Unlawful Detainer	UD	45	35	53	45	8
Warrant in Debt	WD	236	203	283	230	53
Civil Total		437	310	536	410	126
Campbell Totals		951	1,217	1,531	882	649



		<u>Filings</u>	<u>Hearings</u>	<u>Transactions</u>	<u>Concluded</u>	<u>Cont</u>
<u>Criminal</u>						
Capias	CA	11	24	24	9	15
Civil Violation	CV	1	3	3	1	2
Felony	F	51	151	151	51	100
Misdemeanor	M	87	251	251	110	141
Motion	MO	4	5	5	5	-
Show Cause	SC	21	31	31	15	16
Criminal Total		175	465	465	191	274
<u>Traffic</u>						
Capias	CA	4	12	12	4	8
Felony	F	4	9	9	3	6
Infraction	I	248	232	317	214	103
Misdemeanor	M	90	192	192	64	128
Restricted O/L	RL	0	1	1	1	-
Show Cause	SC	13	19	19	7	12
Traffic Total		359	465	550	293	257
<u>Civil</u>						
Abstract	AJ	4	0	4	4	-
Admin License	AL	5	0	5	5	-
Bond Forfeiture	BF	2	2	4	3	1
Counter Claim	CC	1	0	2	2	-
Detinue	DT	12	13	20	13	7
Garnishment	GA	42	4	45	41	4
Impoundment	IM	2	0	2	2	-
Interrogatory	IN	19	13	43	30	13
Other	OT	4	1	4	3	1
Protective Order	PO	14	3	15	12	3
Prelim Prot Order	PP	13	0	13	13	-
Petition-Restore Arms	PR	1	0	1	1	-
Show Cause	SC	16	3	17	14	3
Unlawful Detainer	UD	49	37	50	45	5
Warrant in Debt	WD	95	84	135	116	19
Civil Total		279	160	360	304	56
Campbell Totals		813	1,090	1,375	788	587



		<u>Filings</u>	<u>Hearings</u>	<u>Transactions</u>	<u>Concluded</u>	<u>Cont</u>
<u>Criminal</u>						
Capias	CA	7	38	38	16	22
Civil Violation	CV	1	4	4	2	2
Felony	F	30	119	119	34	85
Misdemeanor	M	67	180	180	55	125
Motion	MO	2	2	2	1	1
Show Cause	SC	11	37	37	23	14
Criminal Total		118	380	380	131	249
<u>Traffic</u>						
Capias	CA	7	33	33	11	22
Felony	F	2	4	4	1	3
Infraction	I	330	300	428	343	85
Misdemeanor	M	61	194	194	89	105
Restricted O/L	RL	1	1	1	0	1
Show Cause	SC	15	38	38	17	21
Traffic Total		416	570	698	461	237
<u>Civil</u>						
Abstract	AJ	2	0	2	2	-
Admin License	AL	10	0	10	10	-
Bond Forfeiture	BF	3	1	5	4	1
Capias	CA	4	3	4	4	-
Counter Claim	CC	2	1	2	1	1
Detinue	DT	23	18	26	19	7
Garnishment	GA	51	19	68	49	19
Impoundment	IM	1	0	1	1	-
Interrogatory	IN	104	36	130	94	36
Other	OT	1	0	3	3	-
Protective Order	PO	3	1	4	3	1
Prelim Prot Order	PP	7	0	7	7	-
Show Cause	SC	16	8	22	17	5
Unlawful Detainer	UD	65	53	71	64	7
Warrant in Debt	WD	330	255	381	302	79
Civil Total		622	395	736	580	156
Campbell Totals		1,156	1,345	1,814	1,172	642



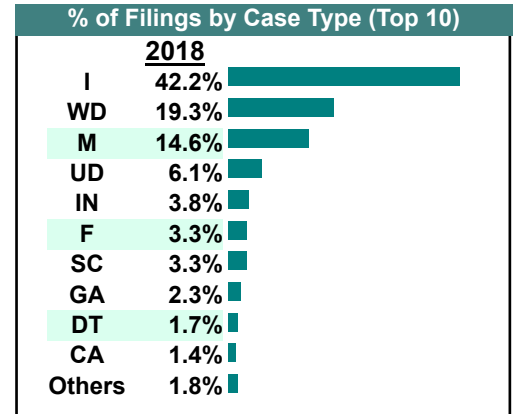
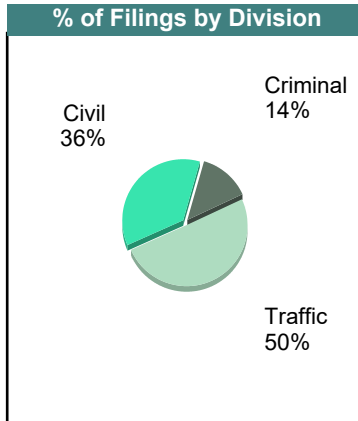
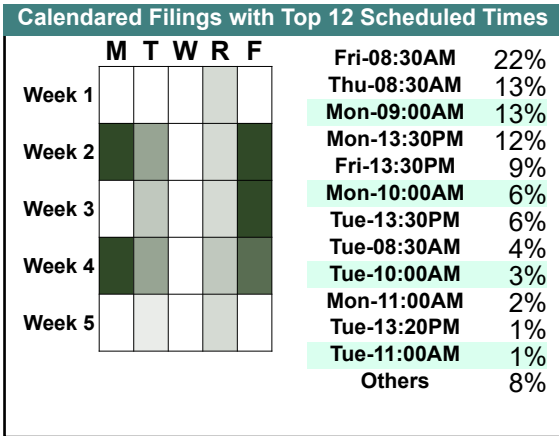
CASELOAD STATISTICS OF THE GENERAL DISTRICT COURTS

March 2018

Campbell

District: 24

		Filings	Hearings	Transactions	Concluded	Cont
<u>Criminal</u>						
Capias	CA	10	41	41	5	36
Civil Violation	CV	0	2	2	0	2
Felony	F	41	118	118	36	82
Misdemeanor	M	100	245	248	82	166
Motion	MO	2	2	2	2	-
Show Cause	SC	18	36	36	19	17
Criminal Total		171	444	447	144	303
<u>Traffic</u>						
Capias	CA	7	24	24	5	19
Felony	F	1	9	9	6	3
Infraction	I	531	380	625	539	86
Misdemeanor	M	84	211	211	77	134
Show Cause	SC	10	27	27	11	16
Traffic Total		633	651	896	638	258
<u>Civil</u>						
Abstract	AJ	2	0	2	2	-
Admin License	AL	2	0	2	2	-
Bond Forfeiture	BF	4	0	4	4	-
Capias	CA	1	0	2	2	-
Counter Claim	CC	1	1	1	0	1
Detinue	DT	21	19	23	17	6
Garnishment	GA	29	5	40	35	5
Interrogatory	IN	48	25	67	42	25
Protective Order	PO	6	1	7	6	1
Prelim Prot Order	PP	6	0	6	6	-
Petition-Restore Arms	PR	0	1	1	0	1
Show Cause	SC	14	7	19	12	7
Unlawful Detainer	UD	77	47	82	78	4
Warrant in Debt	WD	243	189	281	238	43
Civil Total		454	295	537	444	93
Campbell Totals		1,258	1,390	1,880	1,226	654



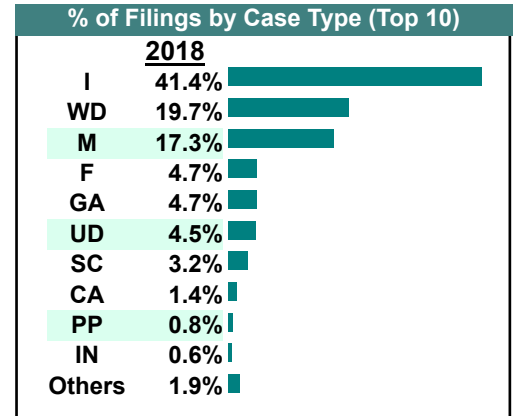
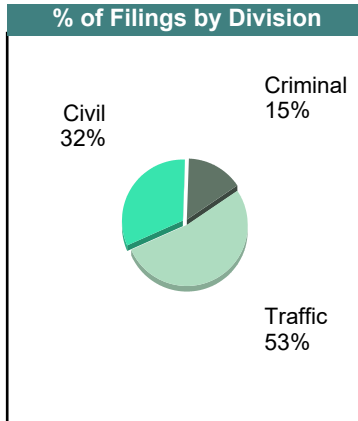
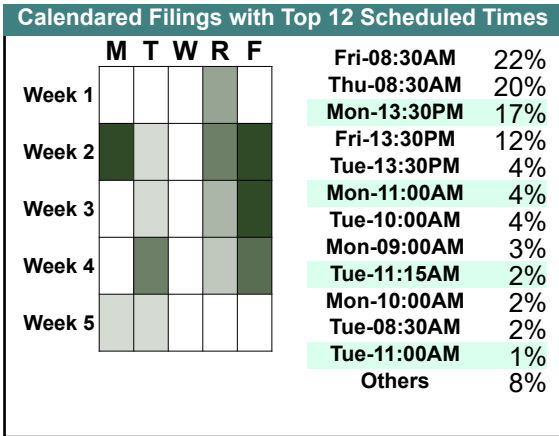
CASELOAD STATISTICS OF THE GENERAL DISTRICT COURTS

February 2018

Campbell

District: 24

		Filings	Hearings	Transactions	Concluded	Cont
<u>Criminal</u>						
Capias	CA	7	27	27	5	22
Civil Violation	CV	2	7	7	2	5
Felony	F	46	146	147	49	98
Misdemeanor	M	85	216	216	60	156
Motion	MO	3	3	3	3	-
Show Cause	SC	16	36	36	10	26
Criminal Total		159	435	436	129	307
<u>Traffic</u>						
Capias	CA	7	23	23	9	14
Felony	F	3	10	10	1	9
Infraction	I	436	333	515	423	92
Misdemeanor	M	97	241	241	85	156
Restricted O/L	RL	1	1	1	1	-
Show Cause	SC	11	28	28	10	18
Traffic Total		555	636	818	529	289
<u>Civil</u>						
Abstract	AJ	1	0	1	1	-
Admin License	AL	5	0	5	5	-
Capias	CA	1	0	1	1	-
Detinue	DT	1	1	1	1	-
Garnishment	GA	49	15	60	45	15
Interrogatory	IN	6	7	16	9	7
Overweight	OC	1	0	1	1	-
Protective Order	PO	5	0	6	6	-
Prelim Prot Order	PP	8	0	8	8	-
Show Cause	SC	7	3	11	8	3
Tenants Assertion	TA	1	0	1	1	-
Unlawful Detainer	UD	47	34	50	47	3
Warrant in Debt	WD	207	194	252	215	37
Civil Total		339	254	413	348	65
Campbell Totals		1,053	1,325	1,667	1,006	661



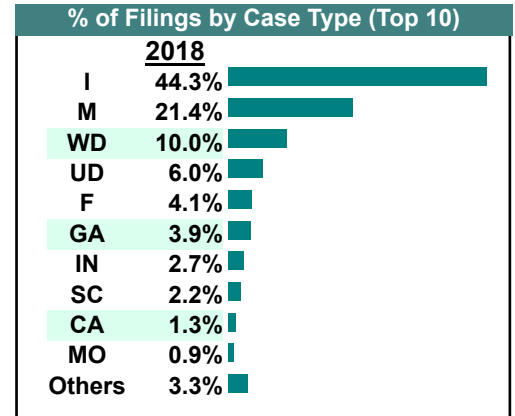
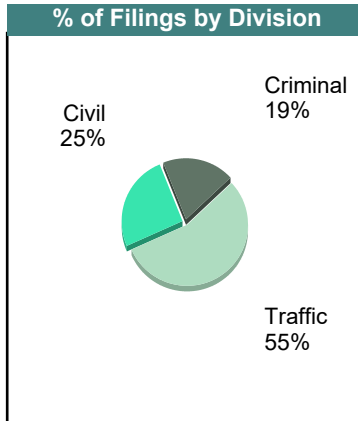
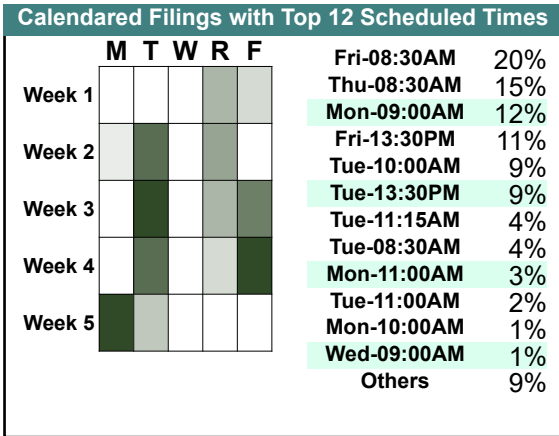
CASELOAD STATISTICS OF THE GENERAL DISTRICT COURTS

January 2018

Campbell

District: 24

		<u>Filings</u>	<u>Hearings</u>	<u>Transactions</u>	<u>Concluded</u>	<u>Cont</u>
<u>Criminal</u>						
Capias	CA	11	22	22	6	16
Civil Violation	CV	3	8	8	3	5
Felony	F	35	97	97	38	59
Misdemeanor	M	122	235	237	142	95
Motion	MO	8	8	8	8	-
Show Cause	SC	13	28	28	15	13
Criminal Total		192	398	400	212	188
<u>Traffic</u>						
Capias	CA	2	19	19	7	12
Felony	F	6	16	16	6	10
Infraction	I	445	366	531	442	89
Misdemeanor	M	93	217	217	86	131
Motion	MO	1	1	1	1	-
Show Cause	SC	9	27	27	15	12
Traffic Total		556	646	811	557	254
<u>Civil</u>						
Abstract	AJ	3	0	3	3	-
Admin License	AL	7	1	8	7	1
Bond Forfeiture	BF	1	1	2	2	-
Detinue	DT	7	7	12	12	-
Garnishment	GA	39	4	41	37	4
Impoundment	IM	1	0	1	1	-
Interrogatory	IN	27	15	28	13	15
Other	OT	2	0	2	2	-
Protective Order	PO	2	0	3	3	-
Prelim Prot Order	PP	6	0	6	6	-
Petition-Restore Arms	PR	1	1	1	0	1
Unlawful Detainer	UD	60	48	69	65	4
Warrant in Debt	WD	100	84	120	89	31
Civil Total		256	161	296	240	56
Campbell Totals		1,004	1,205	1,507	1,009	498



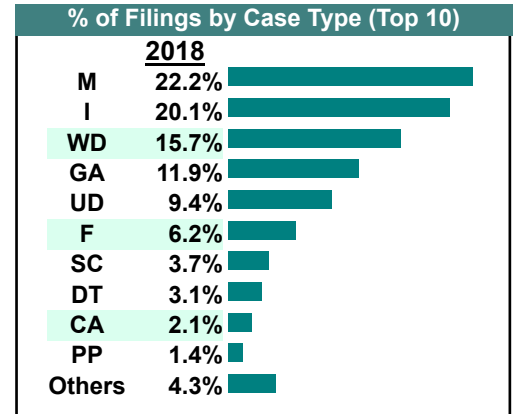
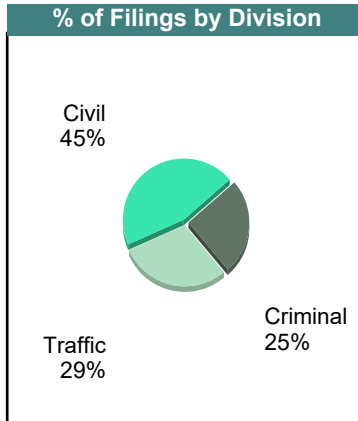
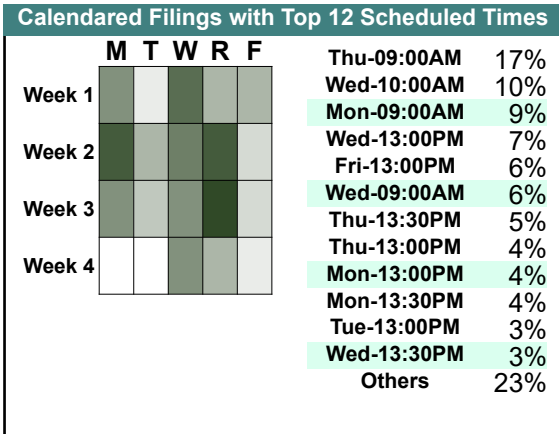
CASELOAD STATISTICS OF THE GENERAL DISTRICT COURTS

December 2018

Lynchburg

District: 24

		<u>Filings</u>	<u>Hearings</u>	<u>Transactions</u>	<u>Concluded</u>	<u>Cont</u>
<u>Criminal</u>						
Capias	CA	24	82	82	32	50
Civil Violation	CV	4	10	10	4	6
Felony	F	89	336	336	86	250
Misdemeanor	M	213	555	558	168	390
Show Cause	SC	44	97	97	44	53
Criminal Total		374	1,080	1,083	334	749
<u>Traffic</u>						
Capias	CA	7	30	30	11	19
Felony	F	2	15	15	9	6
Infraction	I	297	278	396	287	109
Misdemeanor	M	114	322	322	110	212
Restricted O/L	RL	2	2	2	2	-
Show Cause	SC	11	33	33	16	17
Traffic Total		433	680	798	435	363
<u>Civil</u>						
Abstract	AJ	2	0	2	2	-
Admin License	AL	15	0	15	15	-
Bond Forfeiture	BF	0	0	1	1	-
Detinue	DT	45	33	52	41	11
Garnishment	GA	175	6	179	173	6
Impoundment	IM	2	0	2	2	-
Interrogatory	IN	18	28	40	12	28
Motion for Judgment	MJ	1	0	2	2	-
Other	OT	4	1	5	4	1
Protective Order	PO	13	1	20	19	1
Prelim Prot Order	PP	20	0	20	20	-
Tenants Assertion	TA	2	0	3	3	-
Unlawful Detainer	UD	139	103	159	138	21
Warrant in Debt	WD	231	264	341	225	116
Civil Total		667	436	841	657	184
Lynchburg Totals		1,474	2,196	2,722	1,426	1,296



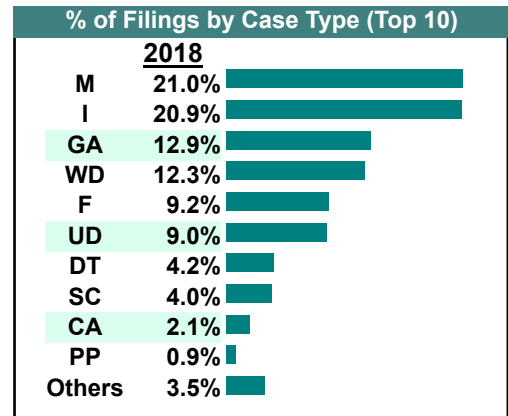
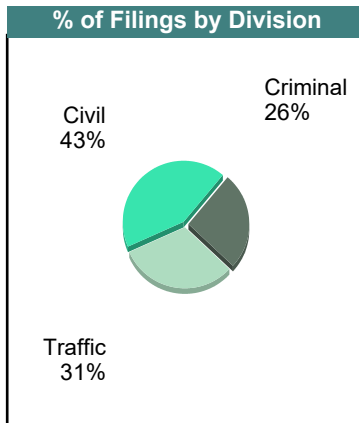
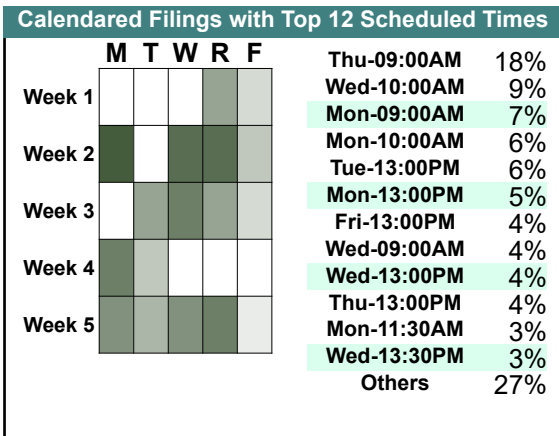
CASELOAD STATISTICS OF THE GENERAL DISTRICT COURTS

November 2018

Lynchburg

District: 24

		<u>Filings</u>	<u>Hearings</u>	<u>Transactions</u>	<u>Concluded</u>	<u>Cont</u>
<u>Criminal</u>						
Capias	CA	20	107	107	45	62
Civil Violation	CV	2	5	5	3	2
Felony	F	134	339	339	84	255
Misdemeanor	M	190	576	580	231	349
Show Cause	SC	44	105	105	48	57
Criminal Total		390	1,132	1,136	411	725
<u>Traffic</u>						
Capias	CA	12	45	45	14	31
Felony	F	4	14	14	3	11
Infraction	I	315	288	444	344	100
Misdemeanor	M	127	369	369	143	226
Show Cause	SC	15	53	53	16	37
Traffic Total		473	769	925	520	405
<u>Civil</u>						
Abstract	AJ	5	0	5	5	-
Admin License	AL	10	0	10	10	-
Bond Forfeiture	BF	3	2	4	2	2
Detinue	DT	64	47	68	61	7
Garnishment	GA	194	7	198	191	7
Impoundment	IM	4	0	4	4	-
Interrogatory	IN	11	15	25	10	15
Motion for Judgment	MJ	0	1	1	0	1
Other	OT	4	0	4	4	-
Protective Order	PO	11	6	19	13	6
Prelim Prot Order	PP	13	0	13	13	-
Show Cause	SC	2	0	2	2	-
Tenants Assertion	TA	2	1	3	2	1
Unlawful Detainer	UD	135	94	150	135	15
Warrant in Debt	WD	186	218	298	221	77
Civil Total		644	391	804	673	131
Lynchburg Totals		1,507	2,292	2,865	1,604	1,261



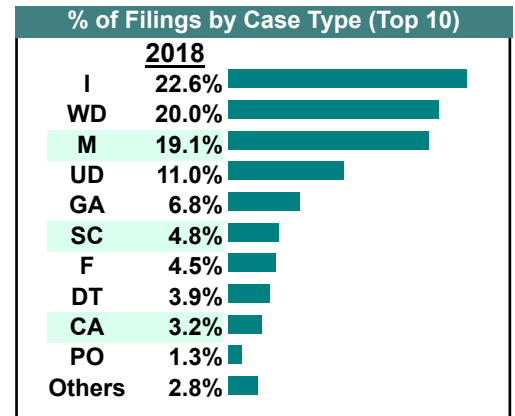
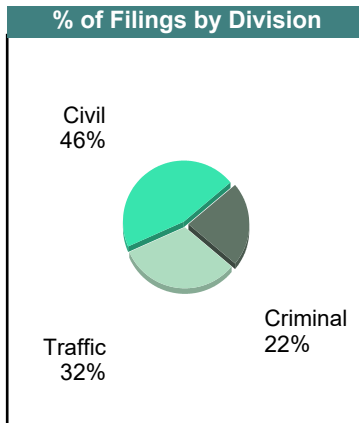
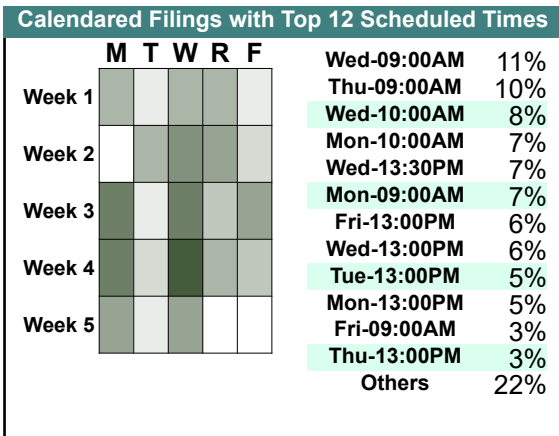
CASELOAD STATISTICS OF THE GENERAL DISTRICT COURTS

October 2018

Lynchburg

District: 24

		<u>Filings</u>	<u>Hearings</u>	<u>Transactions</u>	<u>Concluded</u>	<u>Cont</u>
<u>Criminal</u>						
Capias	CA	46	148	148	50	98
Civil Violation	CV	1	8	8	4	4
Felony	F	75	304	304	103	201
Misdemeanor	M	221	625	630	227	403
Show Cause	SC	59	121	121	48	73
Criminal Total		402	1,206	1,211	432	779
<u>Traffic</u>						
Capias	CA	12	52	52	20	32
Felony	F	7	21	21	2	19
Infraction	I	410	355	521	404	117
Misdemeanor	M	125	362	362	145	217
Restricted O/L	RL	2	2	2	2	-
Show Cause	SC	27	62	62	23	39
Traffic Total		583	854	1,020	596	424
<u>Civil</u>						
Abstract	AJ	2	0	2	2	-
Admin License	AL	2	0	2	2	-
Bond Forfeiture	BF	2	2	2	0	2
Detinue	DT	71	54	83	76	7
Garnishment	GA	123	1	127	126	1
Impoundment	IM	2	0	2	2	-
Interrogatory	IN	21	16	35	19	16
Other	OT	1	0	1	1	-
Protective Order	PO	24	12	34	22	12
Prelim Prot Order	PP	15	0	15	15	-
Show Cause	SC	1	1	1	1	-
Tenants Assertion	TA	2	1	4	3	1
Unlawful Detainer	UD	199	146	220	202	18
Warrant in Debt	WD	362	365	467	343	124
Civil Total		827	598	995	814	181
Lynchburg Totals		1,812	2,658	3,226	1,842	1,384



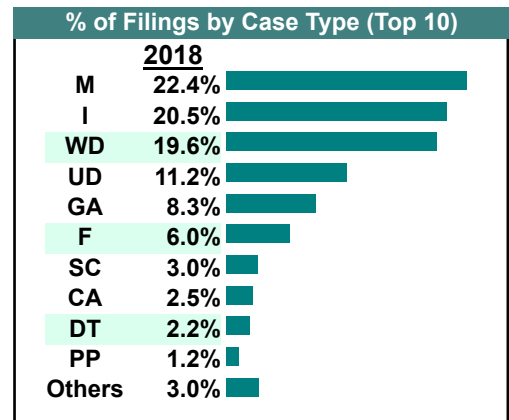
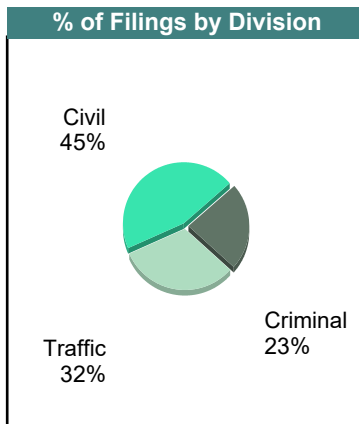
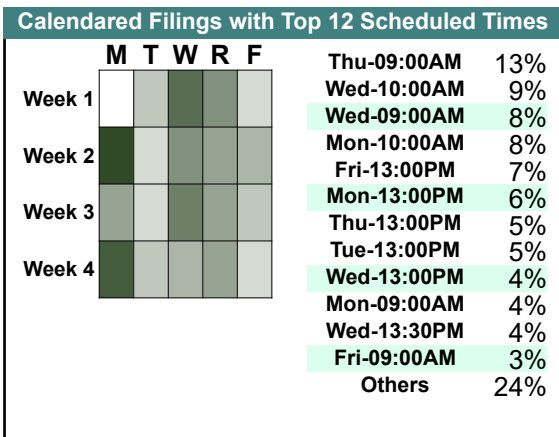
CASELOAD STATISTICS OF THE GENERAL DISTRICT COURTS

September 2018

Lynchburg

District: 24

		<u>Filings</u>	<u>Hearings</u>	<u>Transactions</u>	<u>Concluded</u>	<u>Cont</u>
<u>Criminal</u>						
Capias	CA	36	130	130	51	79
Civil Violation	CV	4	7	7	2	5
Felony	F	100	352	352	111	241
Misdemeanor	M	242	670	676	285	391
Show Cause	SC	39	107	107	53	54
Criminal Total		421	1,266	1,272	502	770
<u>Traffic</u>						
Capias	CA	10	45	45	19	26
Felony	F	10	28	28	9	19
Infraction	I	379	351	505	371	134
Misdemeanor	M	172	441	441	133	308
Show Cause	SC	16	45	45	18	27
Traffic Total		587	910	1,064	550	514
<u>Civil</u>						
Abstract	AJ	6	0	6	6	-
Admin License	AL	8	0	8	8	-
Bond Forfeiture	BF	2	2	2	0	2
Counter Claim	CC	1	1	2	2	-
Detinue	DT	41	31	42	37	5
Garnishment	GA	154	2	155	153	2
Impoundment	IM	4	0	4	4	-
Interrogatory	IN	10	10	23	13	10
Motion for Judgment	MJ	1	2	3	2	1
Other	OT	2	2	4	2	2
Protective Order	PO	16	7	19	12	7
Prelim Prot Order	PP	22	0	22	22	-
Petition-Restore Arms	PR	1	0	1	1	-
Tenants Assertion	TA	1	1	1	0	1
Unlawful Detainer	UD	207	152	225	207	18
Warrant in Debt	WD	362	341	435	324	111
Civil Total		838	551	952	793	159
Lynchburg Totals		1,846	2,727	3,288	1,845	1,443



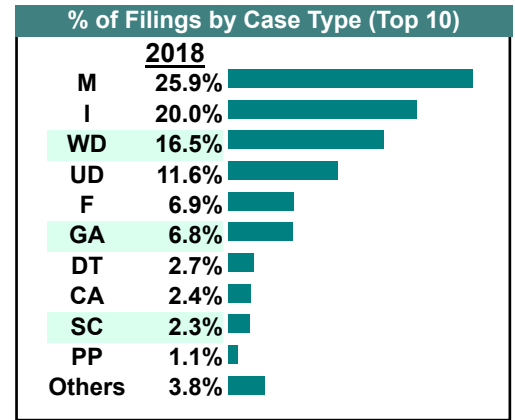
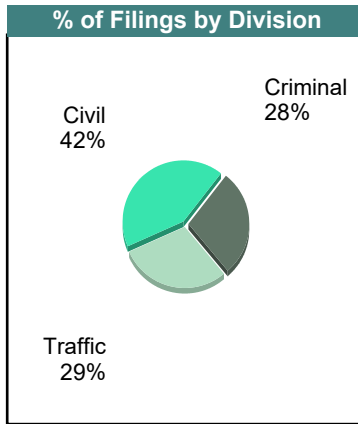
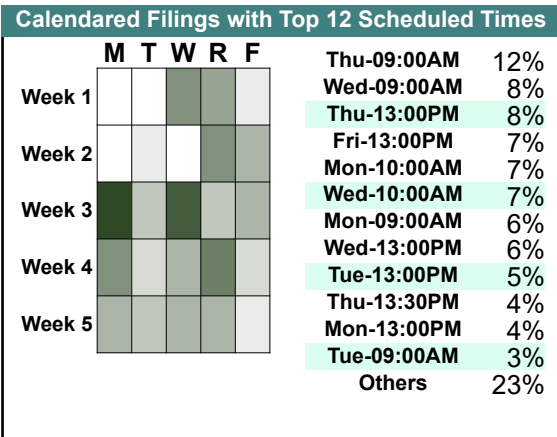
CASELOAD STATISTICS OF THE GENERAL DISTRICT COURTS

August 2018

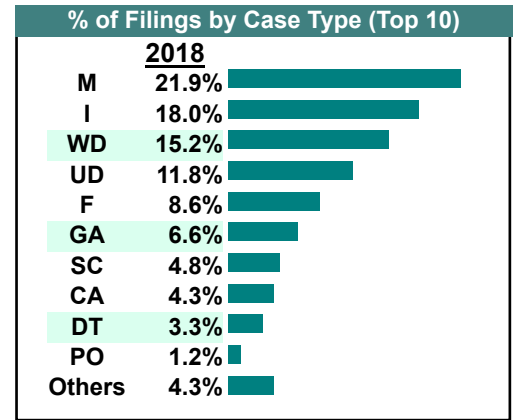
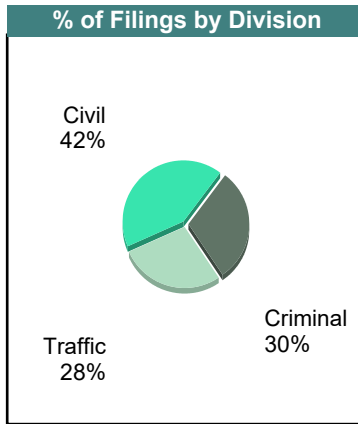
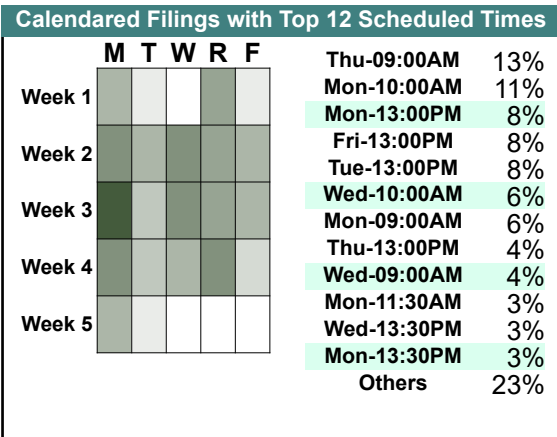
Lynchburg

District: 24

		<u>Filings</u>	<u>Hearings</u>	<u>Transactions</u>	<u>Concluded</u>	<u>Cont</u>
<u>Criminal</u>						
Capias	CA	33	122	122	33	89
Civil Violation	CV	3	10	10	4	6
Felony	F	116	380	380	134	246
Misdemeanor	M	331	706	712	256	456
Show Cause	SC	30	96	96	46	50
Criminal Total		513	1,314	1,320	473	847
<u>Traffic</u>						
Capias	CA	11	48	48	20	28
Felony	F	9	21	21	3	18
Infraction	I	361	348	510	356	154
Misdemeanor	M	137	379	379	137	242
Restricted O/L	RL	1	1	1	1	-
Show Cause	SC	10	43	43	18	25
Traffic Total		529	840	1,002	535	467
<u>Civil</u>						
Abstract	AJ	6	0	6	6	-
Admin License	AL	8	0	8	8	-
Bond Forfeiture	BF	3	4	7	4	3
Counter Claim	CC	2	3	4	2	2
Detinue	DT	49	30	57	51	6
Garnishment	GA	123	1	125	124	1
Impoundment	IM	5	0	5	5	-
Interrogatory	IN	16	15	30	15	15
Motion for Judgment	MJ	4	3	4	2	2
Other	OT	3	0	3	3	-
Protective Order	PO	18	4	22	18	4
Prelim Prot Order	PP	19	1	20	19	1
Show Cause	SC	1	1	1	1	-
Unlawful Detainer	UD	209	143	226	209	17
Warrant in Debt	WD	297	328	393	306	87
Civil Total		763	533	911	773	138
Lynchburg Totals		1,805	2,687	3,233	1,781	1,452



		<u>Filings</u>	<u>Hearings</u>	<u>Transactions</u>	<u>Concluded</u>	<u>Cont</u>
<u>Criminal</u>						
Capias	CA	62	160	160	48	112
Civil Violation	CV	5	10	10	2	8
Felony	F	154	431	431	103	328
Misdemeanor	M	258	689	696	252	444
Show Cause	SC	72	157	157	57	100
Criminal Total		551	1,447	1,454	462	992
<u>Traffic</u>						
Capias	CA	16	70	70	18	52
Felony	F	4	10	10	2	8
Infraction	I	329	299	429	322	107
Misdemeanor	M	143	372	374	106	268
Restricted O/L	RL	3	3	3	3	-
Show Cause	SC	13	67	67	22	45
Traffic Total		508	821	953	473	480
<u>Civil</u>						
Abstract	AJ	10	0	10	10	-
Admin License	AL	15	0	15	15	-
Bond Forfeiture	BF	2	2	3	1	2
Counter Claim	CC	2	1	2	1	1
Detinue	DT	60	46	63	59	4
Garnishment	GA	120	6	124	118	6
Impoundment	IM	5	0	5	5	-
Interrogatory	IN	15	18	43	25	18
Motion for Judgment	MJ	0	0	1	1	-
Other	OT	2	0	2	2	-
Protective Order	PO	22	10	29	19	10
Prelim Prot Order	PP	20	0	21	21	-
Show Cause	SC	3	1	4	3	1
Unlawful Detainer	UD	215	157	228	208	20
Warrant in Debt	WD	277	281	391	277	114
Civil Total		768	522	941	765	176
Lynchburg Totals		1,827	2,790	3,348	1,700	1,648



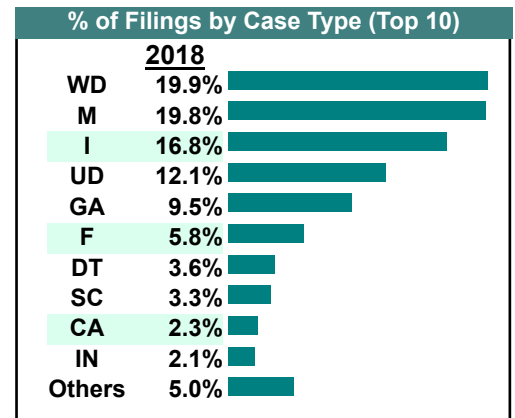
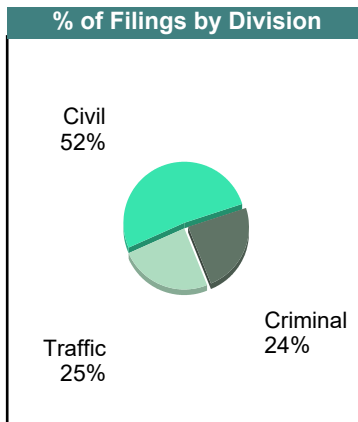
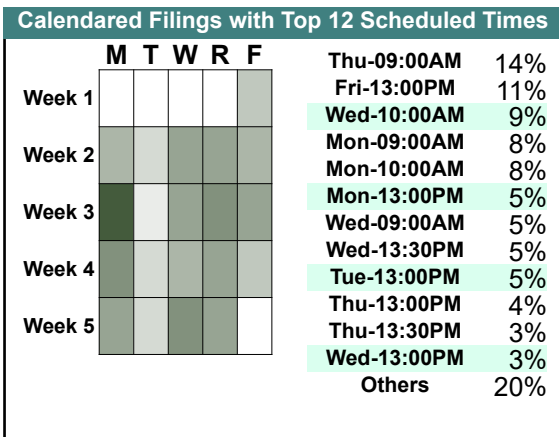
CASELOAD STATISTICS OF THE GENERAL DISTRICT COURTS

June 2018

Lynchburg

District: 24

		<u>Filings</u>	<u>Hearings</u>	<u>Transactions</u>	<u>Concluded</u>	<u>Cont</u>
<u>Criminal</u>						
Capias	CA	29	123	123	40	83
Civil Violation	CV	1	4	4	2	2
Felony	F	99	373	373	124	249
Misdemeanor	M	240	609	614	252	362
Show Cause	SC	45	117	117	51	66
Criminal Total		414	1,226	1,231	469	762
<u>Traffic</u>						
Capias	CA	11	57	57	18	39
Felony	F	2	12	12	3	9
Infraction	I	293	279	410	313	97
Misdemeanor	M	105	381	382	164	218
Restricted O/L	RL	5	5	5	5	-
Show Cause	SC	12	52	52	24	28
Traffic Total		428	786	918	527	391
<u>Civil</u>						
Abstract	AJ	18	0	18	18	-
Admin License	AL	6	0	6	6	-
Bond Forfeiture	BF	3	1	3	2	1
Counter Claim	CC	1	0	1	1	-
Detinue	DT	62	43	76	68	8
Garnishment	GA	166	4	173	169	4
Impoundment	IM	5	0	5	5	-
Interrogatory	IN	36	27	57	30	27
Motion for Judgment	MJ	1	0	1	1	-
Other	OT	3	0	3	3	-
Protective Order	PO	16	5	21	16	5
Prelim Prot Order	PP	27	1	27	26	1
Petition-Restore Arms	PR	1	0	1	1	-
Tenants Assertion	TA	1	2	2	0	2
Unlawful Detainer	UD	211	149	235	218	17
Warrant in Debt	WD	347	355	441	340	101
Civil Total		904	587	1,070	904	166
Lynchburg Totals		1,746	2,599	3,219	1,900	1,319



CASELOAD STATISTICS OF THE GENERAL DISTRICT COURTS

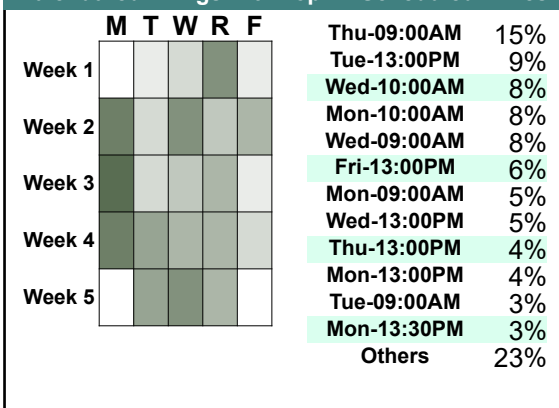
May 2018

Lynchburg

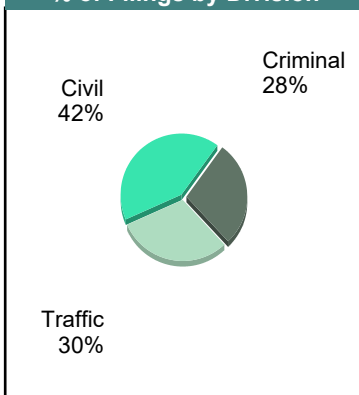
District: 24

		<u>Filings</u>	<u>Hearings</u>	<u>Transactions</u>	<u>Concluded</u>	<u>Cont</u>
<u>Criminal</u>						
Capias	CA	45	170	170	49	121
Civil Violation	CV	2	4	4	2	2
Felony	F	116	482	482	145	337
Misdemeanor	M	245	675	678	236	442
Show Cause	SC	47	124	124	43	81
Criminal Total		455	1,455	1,458	475	983
<u>Traffic</u>						
Capias	CA	18	67	67	22	45
Felony	F	0	9	9	4	5
Infraction	I	332	301	473	370	103
Misdemeanor	M	116	395	397	150	247
Restricted O/L	RL	1	1	1	1	-
Show Cause	SC	25	81	81	29	52
Traffic Total		492	854	1,028	576	452
<u>Civil</u>						
Abstract	AJ	11	0	11	11	-
Admin License	AL	9	0	9	9	-
Bond Forfeiture	BF	1	1	5	4	1
Detinue	DT	50	40	56	46	10
Garnishment	GA	99	7	103	96	7
Impoundment	IM	2	0	2	2	-
Interrogatory	IN	37	25	47	22	25
Motion for Judgment	MJ	1	0	1	1	-
Other	OT	1	0	1	1	-
Protective Order	PO	16	4	19	15	4
Prelim Prot Order	PP	17	0	17	17	-
Show Cause	SC	1	1	2	2	-
Tenants Assertion	TA	1	0	1	1	-
Unlawful Detainer	UD	202	145	216	200	16
Warrant in Debt	WD	232	257	336	245	91
Civil Total		680	480	826	672	154
Lynchburg Totals		1,627	2,789	3,312	1,723	1,589

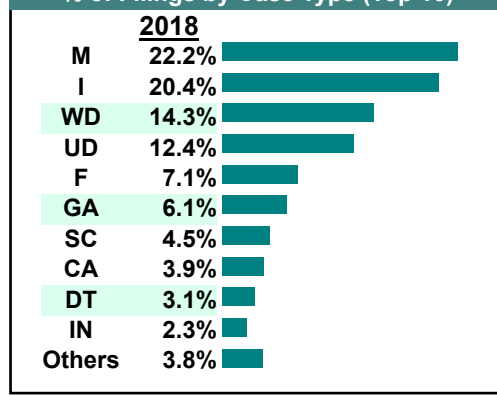
Calendared Filings with Top 12 Scheduled Times



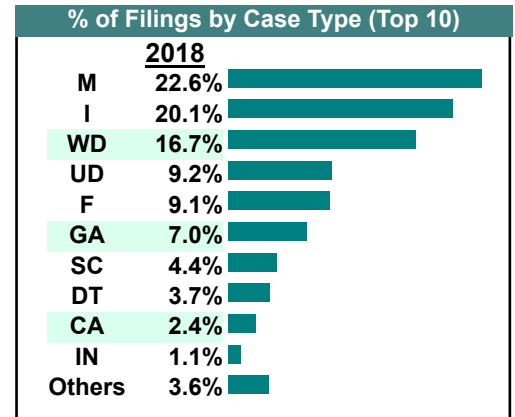
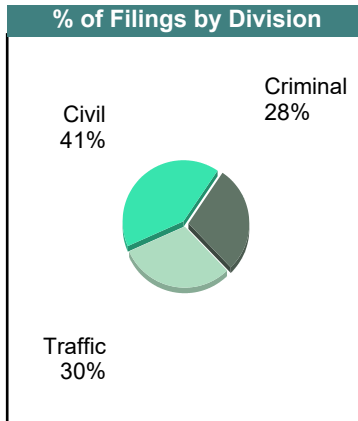
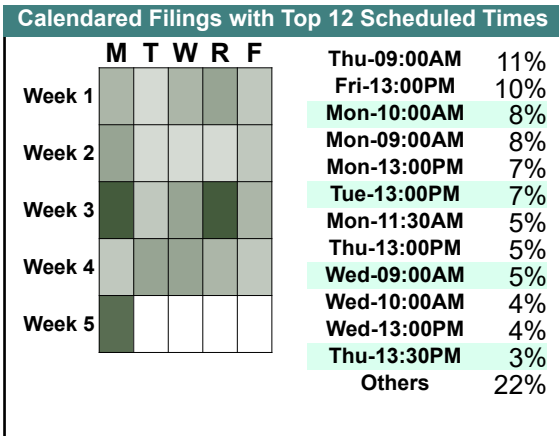
% of Filings by Division



% of Filings by Case Type (Top 10)



		<u>Filings</u>	<u>Hearings</u>	<u>Transactions</u>	<u>Concluded</u>	<u>Cont</u>
<u>Criminal</u>						
Capias	CA	27	116	116	30	86
Civil Violation	CV	5	12	12	7	5
Felony	F	151	490	490	134	356
Misdemeanor	M	244	617	624	234	390
Show Cause	SC	59	111	111	42	69
Criminal Total		486	1,346	1,353	447	906
<u>Traffic</u>						
Capias	CA	15	55	55	15	40
Felony	F	5	15	15	5	10
Infraction	I	344	348	498	351	147
Misdemeanor	M	144	424	425	159	266
Show Cause	SC	15	59	59	24	35
Traffic Total		523	901	1,052	554	498
<u>Civil</u>						
Abstract	AJ	7	0	7	7	-
Admin License	AL	8	0	8	8	-
Bond Forfeiture	BF	5	3	9	6	3
Counter Claim	CC	0	0	2	2	-
Detinue	DT	64	36	74	65	9
Garnishment	GA	120	1	121	120	1
Impoundment	IM	6	0	6	6	-
Interrogatory	IN	19	15	34	19	15
Other	OT	4	0	4	4	-
Protective Order	PO	9	3	11	8	3
Prelim Prot Order	PP	18	2	20	18	2
Show Cause	SC	1	0	2	2	-
Unlawful Detainer	UD	158	137	188	163	25
Warrant in Debt	WD	287	375	459	338	121
Civil Total		706	572	945	766	179
Lynchburg Totals		1,715	2,819	3,350	1,767	1,583



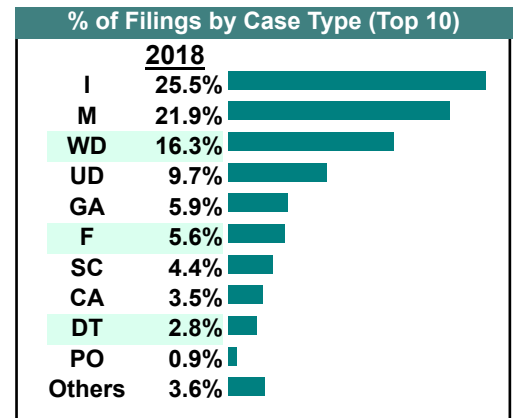
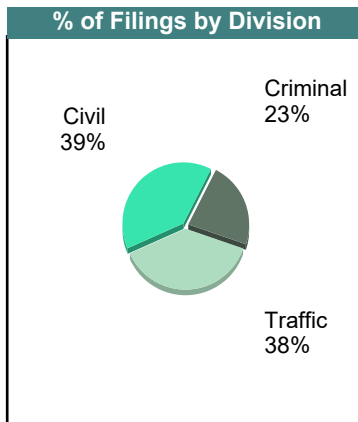
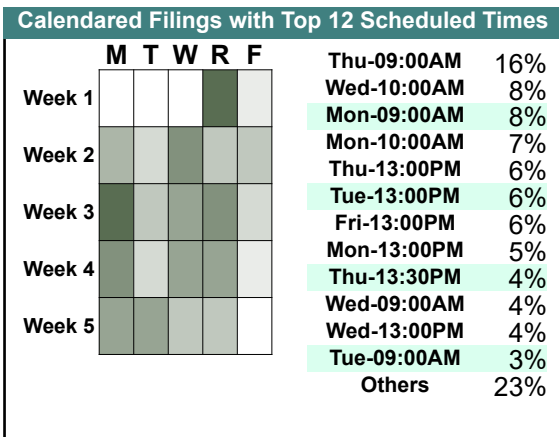
CASELOAD STATISTICS OF THE GENERAL DISTRICT COURTS

March 2018

Lynchburg

District: 24

		<u>Filings</u>	<u>Hearings</u>	<u>Transactions</u>	<u>Concluded</u>	<u>Cont</u>
<u>Criminal</u>						
Capias	CA	45	120	120	25	95
Civil Violation	CV	2	6	6	1	5
Felony	F	103	378	378	97	281
Misdemeanor	M	239	633	641	237	404
Show Cause	SC	56	110	110	48	62
Criminal Total		445	1,247	1,255	408	847
<u>Traffic</u>						
Capias	CA	22	58	58	17	41
Felony	F	5	15	15	7	8
Infraction	I	493	395	647	475	172
Misdemeanor	M	185	505	505	179	326
Restricted O/L	RL	3	3	3	3	-
Show Cause	SC	27	74	74	20	54
Traffic Total		735	1,050	1,302	701	601
<u>Civil</u>						
Abstract	AJ	6	0	6	6	-
Admin License	AL	14	0	14	14	-
Bond Forfeiture	BF	1	1	2	1	1
Counter Claim	CC	2	2	2	1	1
Detinue	DT	54	41	63	56	7
Garnishment	GA	114	1	117	116	1
Impoundment	IM	12	0	12	12	-
Interrogatory	IN	5	6	19	13	6
Motion for Judgment	MJ	1	1	1	0	1
Other	OT	7	0	7	7	-
Protective Order	PO	17	5	20	15	5
Prelim Prot Order	PP	17	0	17	17	-
Show Cause	SC	3	2	3	1	2
Tenants Assertion	TA	0	0	1	1	-
Unlawful Detainer	UD	188	103	209	185	24
Warrant in Debt	WD	316	334	407	263	144
Civil Total		757	496	900	708	192
Lynchburg Totals		1,937	2,793	3,457	1,817	1,640



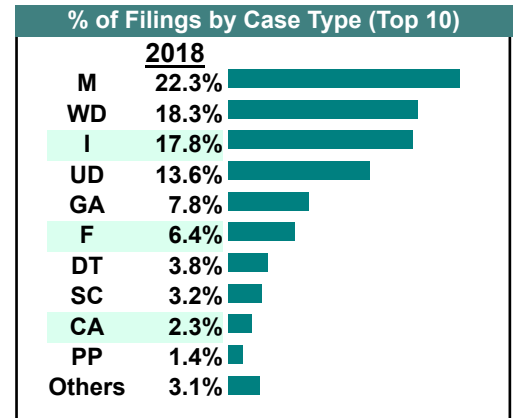
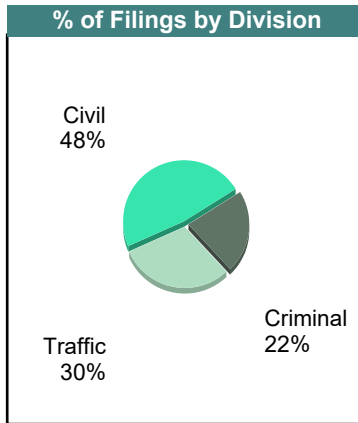
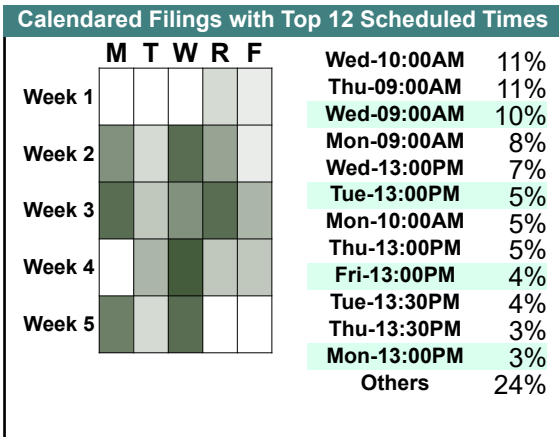
CASELOAD STATISTICS OF THE GENERAL DISTRICT COURTS

February 2018

Lynchburg

District: 24

		<u>Filings</u>	<u>Hearings</u>	<u>Transactions</u>	<u>Concluded</u>	<u>Cont</u>
<u>Criminal</u>						
Capias	CA	21	133	133	44	89
Civil Violation	CV	2	7	7	3	4
Felony	F	95	364	364	111	253
Misdemeanor	M	205	557	558	200	358
Show Cause	SC	27	92	92	43	49
Criminal Total		350	1,153	1,154	401	753
<u>Traffic</u>						
Capias	CA	15	62	62	18	44
Felony	F	7	20	20	5	15
Infraction	I	283	282	414	320	94
Misdemeanor	M	150	398	398	128	270
Restricted O/L	RL	3	3	3	3	-
Show Cause	SC	24	64	64	20	44
Traffic Total		482	829	961	494	467
<u>Civil</u>						
Abstract	AJ	1	0	1	1	-
Admin License	AL	13	0	13	13	-
Counter Claim	CC	2	2	3	1	2
Detinue	DT	60	31	60	53	7
Garnishment	GA	124	6	130	124	6
Impoundment	IM	4	0	4	4	-
Interrogatory	IN	8	10	15	5	10
Other	OT	4	0	4	4	-
Protective Order	PO	12	1	19	18	1
Prelim Prot Order	PP	23	2	26	24	2
Unlawful Detainer	UD	216	171	250	224	26
Warrant in Debt	WD	290	331	396	301	95
Civil Total		757	554	921	772	149
Lynchburg Totals		1,589	2,536	3,036	1,667	1,369



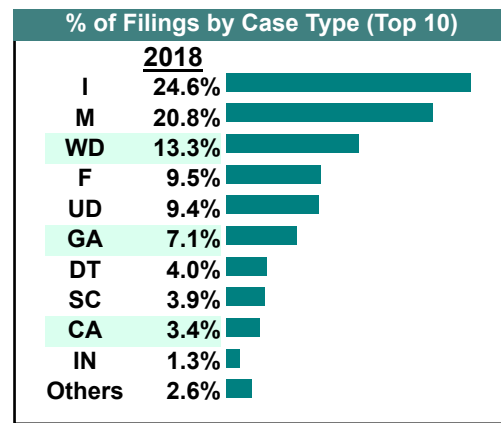
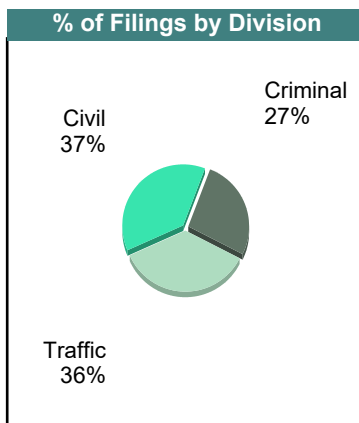
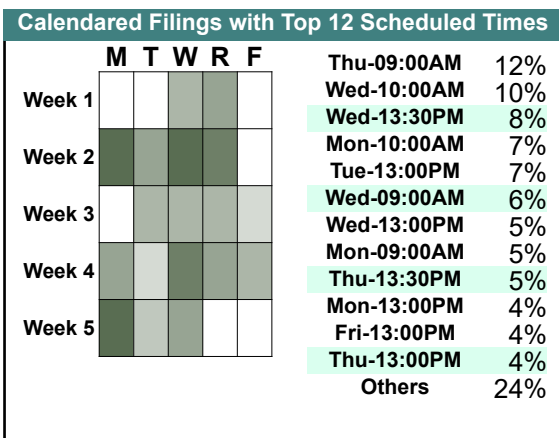
CASELOAD STATISTICS OF THE GENERAL DISTRICT COURTS

January 2018

Lynchburg

District: 24

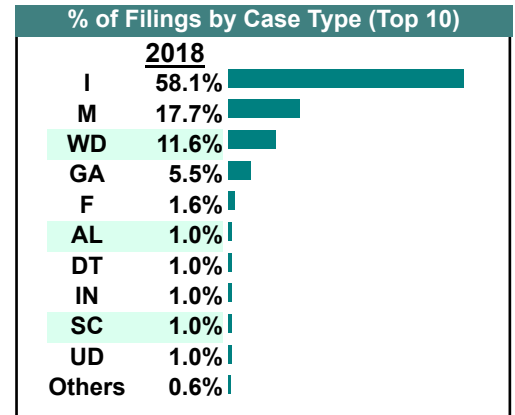
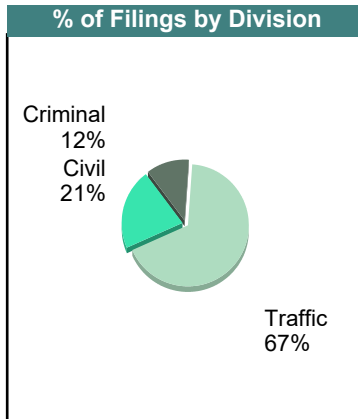
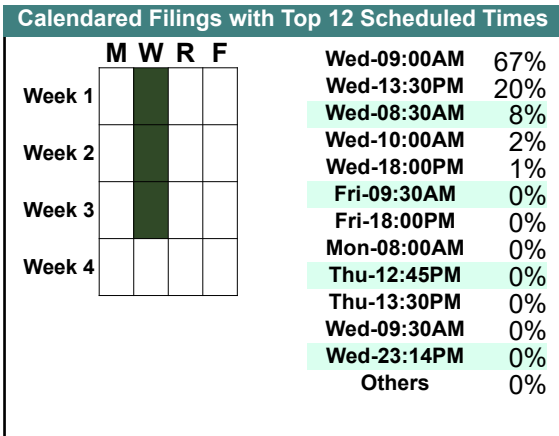
		<u>Filings</u>	<u>Hearings</u>	<u>Transactions</u>	<u>Concluded</u>	<u>Cont</u>
<u>Criminal</u>						
Capias	CA	43	134	134	43	91
Civil Violation	CV	5	13	13	5	8
Felony	F	159	484	484	88	396
Misdemeanor	M	201	592	599	204	395
Show Cause	SC	49	126	126	54	72
Criminal Total		457	1,349	1,356	394	962
<u>Traffic</u>						
Capias	CA	15	59	59	10	49
Felony	F	3	23	23	11	12
Infraction	I	421	412	566	378	188
Misdemeanor	M	155	436	436	129	307
Restricted O/L	RL	2	2	2	2	-
Show Cause	SC	18	63	63	16	47
Traffic Total		614	995	1,149	546	603
<u>Civil</u>						
Abstract	AJ	1	0	1	1	-
Admin License	AL	10	0	10	10	-
Bond Forfeiture	BF	0	1	2	1	1
Counter Claim	CC	0	0	1	1	-
Detinue	DT	69	47	72	68	4
Garnishment	GA	121	2	125	123	2
Impoundment	IM	11	0	11	11	-
Interrogatory	IN	23	18	38	20	18
Other	OT	8	0	8	8	-
Protective Order	PO	4	0	9	9	-
Prelim Prot Order	PP	4	1	4	3	1
Unlawful Detainer	UD	160	139	204	158	46
Warrant in Debt	WD	228	261	308	209	99
Civil Total		639	469	793	622	171
Lynchburg Totals		1,710	2,813	3,298	1,562	1,736



CASELOAD STATISTICS OF THE GENERAL DISTRICT COURTS

December 2018

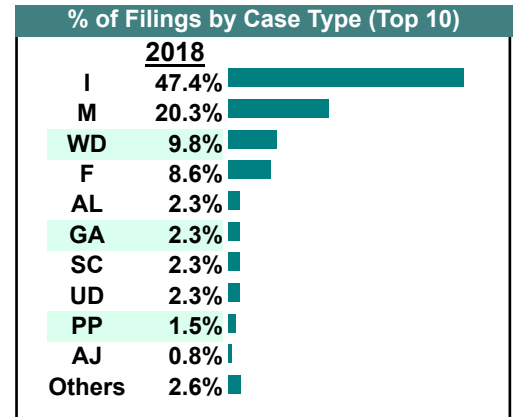
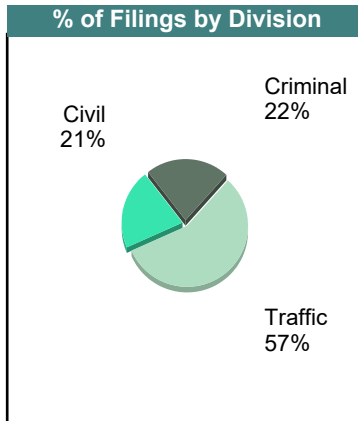
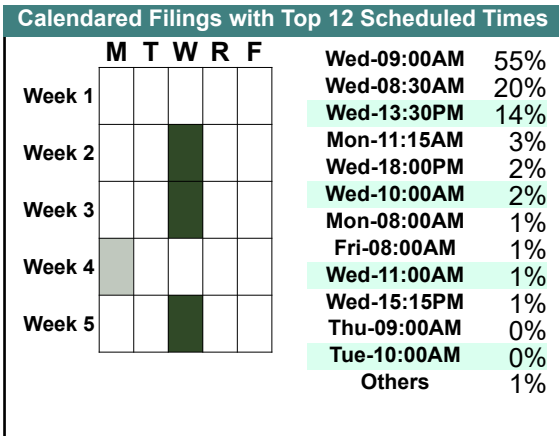
		<u>Filings</u>	<u>Hearings</u>	<u>Transactions</u>	<u>Concluded</u>	<u>Cont</u>
<u>Criminal</u>						
Capias	CA	0	3	3	2	1
Civil Violation	CV	0	2	2	2	-
Felony	F	5	37	37	13	24
Misdemeanor	M	31	94	95	43	52
Show Cause	SC	0	5	5	2	3
Criminal Total		36	141	142	62	80
<u>Traffic</u>						
Capias	CA	1	2	2	1	1
Felony	F	0	2	2	2	-
Infraction	I	180	127	213	173	40
Misdemeanor	M	24	59	59	28	31
Show Cause	SC	3	4	4	1	3
Traffic Total		208	194	280	205	75
<u>Civil</u>						
Admin License	AL	3	0	3	3	-
Detinue	DT	3	1	3	3	-
Garnishment	GA	17	1	17	16	1
Interrogatory	IN	3	3	3	0	3
Protective Order	PO	0	0	2	2	-
Prelim Prot Order	PP	1	2	3	1	2
Unlawful Detainer	UD	3	4	6	4	2
Warrant in Debt	WD	36	36	44	34	10
Civil Total		66	47	81	63	18
Nelson Totals		310	382	503	330	173



CASELOAD STATISTICS OF THE GENERAL DISTRICT COURTS

November 2018

		<u>Filings</u>	<u>Hearings</u>	<u>Transactions</u>	<u>Concluded</u>	<u>Cont</u>
<u>Criminal</u>						
Capias	CA	1	7	7	4	3
Civil Violation	CV	1	2	2	1	1
Felony	F	23	66	66	25	41
Misdemeanor	M	33	102	103	50	53
Show Cause	SC	1	14	14	10	4
Criminal Total		59	191	192	90	102
<u>Traffic</u>						
Capias	CA	0	6	6	6	-
Felony	F	0	1	1	1	-
Infraction	I	126	100	170	134	36
Misdemeanor	M	21	48	48	27	21
Show Cause	SC	4	15	15	12	3
Traffic Total		151	170	240	180	60
<u>Civil</u>						
Abstract	AJ	2	1	2	2	-
Admin License	AL	6	0	6	6	-
Capias	CA	1	1	1	0	1
Detinue	DT	1	0	1	1	-
Garnishment	GA	6	0	6	6	-
Interrogatory	IN	1	1	2	1	1
Motion for Judgment	MJ	0	0	1	1	-
Protective Order	PO	2	2	2	0	2
Prelim Prot Order	PP	4	5	9	4	5
Show Cause	SC	1	1	1	0	1
Unlawful Detainer	UD	6	4	7	5	2
Warrant in Debt	WD	26	23	32	23	9
Civil Total		56	38	70	49	21
Nelson Totals		266	399	502	319	183

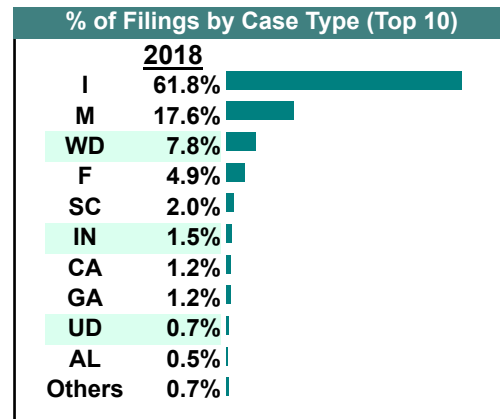
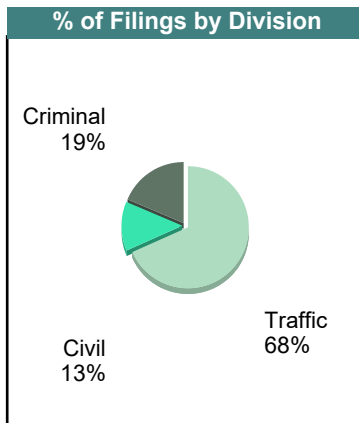
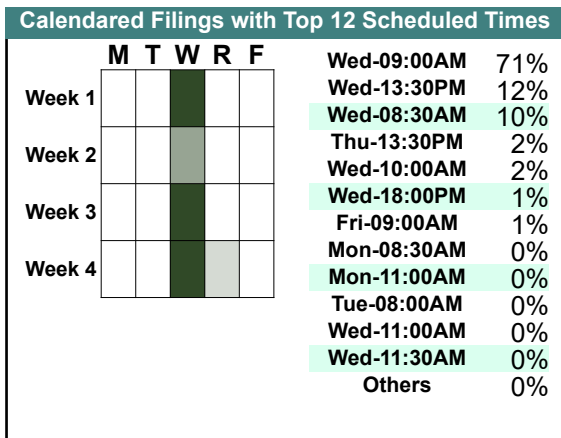


CASELOAD STATISTICS OF THE GENERAL DISTRICT COURTS

October 2018

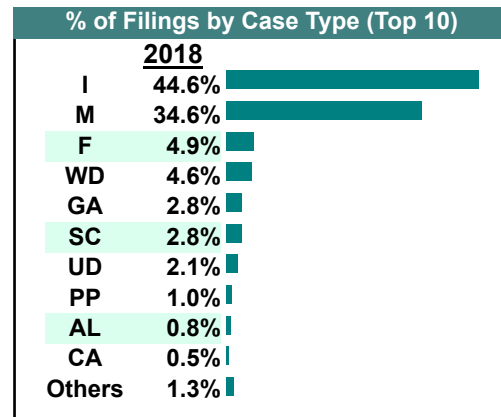
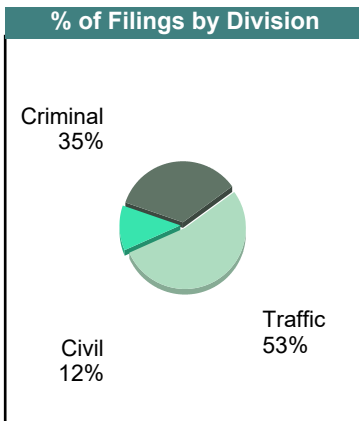
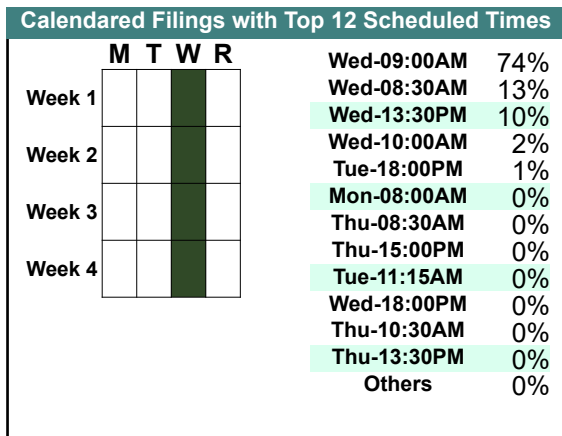
Nelson
District: 24

		<u>Filings</u>	<u>Hearings</u>	<u>Transactions</u>	<u>Concluded</u>	<u>Cont</u>
<u>Criminal</u>						
Capias	CA	2	8	8	4	4
Felony	F	20	42	42	14	28
Misdemeanor	M	50	189	194	77	117
Show Cause	SC	4	14	14	8	6
Criminal Total		76	253	258	103	155
<u>Traffic</u>						
Capias	CA	3	6	6	2	4
Felony	F	0	1	1	1	-
Infraction	I	252	159	298	255	43
Misdemeanor	M	22	81	81	59	22
Motion	MO	1	1	1	1	-
Show Cause	SC	1	15	15	9	6
Traffic Total		279	263	402	327	75
<u>Civil</u>						
Admin License	AL	2	0	2	2	-
Garnishment	GA	5	0	6	6	-
Impoundment	IM	1	0	1	1	-
Interrogatory	IN	6	5	10	5	5
Prelim Prot Order	PP	1	1	3	2	1
Show Cause	SC	3	1	3	2	1
Unlawful Detainer	UD	3	3	4	3	1
Warrant in Debt	WD	32	34	45	36	9
Civil Total		53	44	74	57	17
Nelson Totals		408	560	734	487	247



September 2018

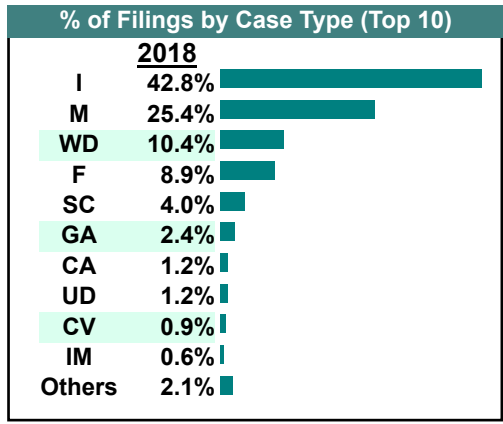
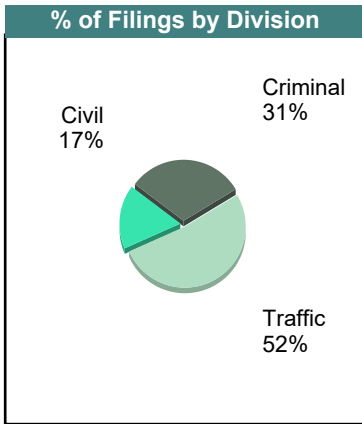
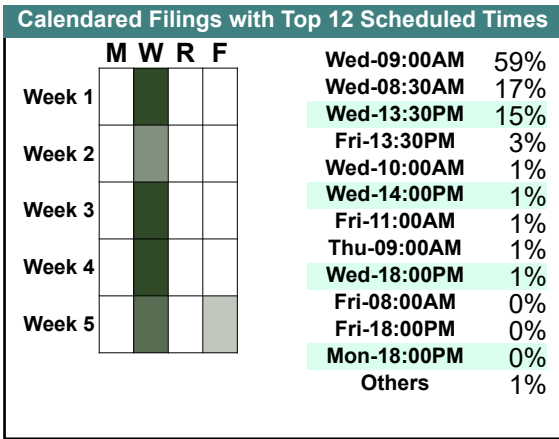
		<u>Filings</u>	<u>Hearings</u>	<u>Transactions</u>	<u>Concluded</u>	<u>Cont</u>
<u>Criminal</u>						
Capias	CA	1	3	3	1	2
Civil Violation	CV	2	5	5	2	3
Felony	F	19	46	46	19	27
Misdemeanor	M	109	158	162	56	106
Show Cause	SC	4	15	15	5	10
Criminal Total		135	227	231	83	148
<u>Traffic</u>						
Capias	CA	1	7	7	3	4
Infraction	I	174	119	234	212	22
Misdemeanor	M	26	63	63	39	24
Show Cause	SC	7	20	20	7	13
Traffic Total		208	209	324	261	63
<u>Civil</u>						
Admin License	AL	3	0	3	3	-
Detinue	DT	1	1	3	2	1
Garnishment	GA	11	0	11	11	-
Protective Order	PO	2	0	2	2	-
Prelim Prot Order	PP	4	5	8	3	5
Unlawful Detainer	UD	8	9	12	9	3
Warrant in Debt	WD	18	18	24	16	8
Civil Total		47	33	63	46	17
Nelson Totals		390	469	618	390	228



CASELOAD STATISTICS OF THE GENERAL DISTRICT COURTS

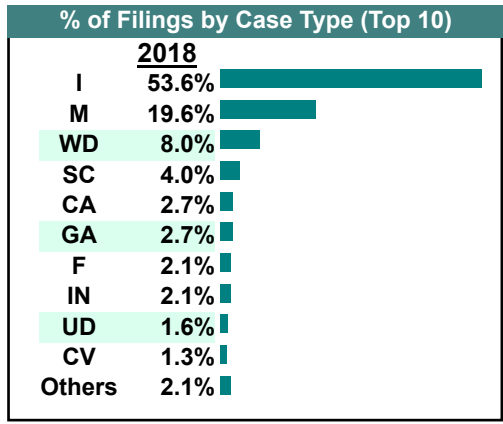
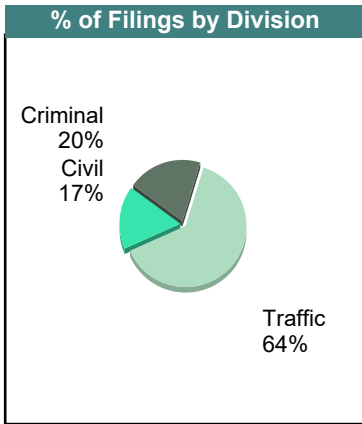
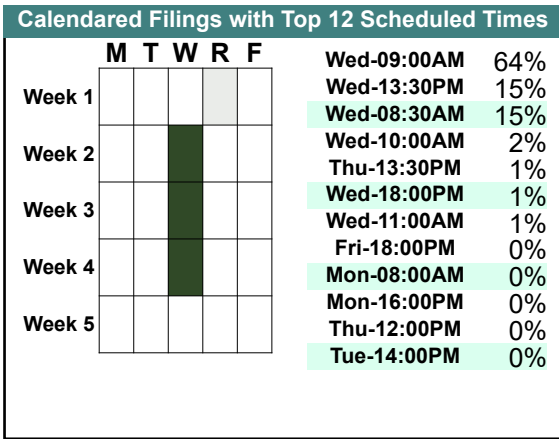
August 2018

		<u>Filings</u>	<u>Hearings</u>	<u>Transactions</u>	<u>Concluded</u>	<u>Cont</u>
<u>Criminal</u>						
Capias	CA	1	8	8	5	3
Civil Violation	CV	3	3	3	3	-
Felony	F	29	65	65	15	50
Misdemeanor	M	67	125	130	43	87
Show Cause	SC	2	10	10	7	3
Criminal Total		102	211	216	73	143
<u>Traffic</u>						
Capias	CA	3	7	7	1	6
Felony	F	0	1	1	0	1
Infraction	I	140	86	166	130	36
Misdemeanor	M	16	40	40	16	24
Show Cause	SC	11	20	20	8	12
Traffic Total		170	154	234	155	79
<u>Civil</u>						
Abstract	AJ	1	0	1	1	-
Admin License	AL	1	0	1	1	-
Detinue	DT	1	1	1	1	-
Garnishment	GA	8	1	8	7	1
Impoundment	IM	2	0	2	2	-
Motion for Judgment	MJ	2	1	2	2	-
Protective Order	PO	1	0	1	1	-
Prelim Prot Order	PP	1	3	3	0	3
Unlawful Detainer	UD	4	5	6	3	3
Warrant in Debt	WD	34	42	52	41	11
Civil Total		55	53	77	59	18
Nelson Totals		327	418	527	287	240



July 2018

		<u>Filings</u>	<u>Hearings</u>	<u>Transactions</u>	<u>Concluded</u>	<u>Cont</u>
<u>Criminal</u>						
Capias	CA	6	10	10	2	8
Civil Violation	CV	5	7	7	6	1
Felony	F	8	28	28	12	16
Misdemeanor	M	47	133	134	67	67
Show Cause	SC	8	16	16	3	13
Criminal Total		74	194	195	90	105
<u>Traffic</u>						
Capias	CA	4	11	11	3	8
Felony	F	0	1	1	0	1
Infraction	I	200	130	246	209	37
Misdemeanor	M	26	71	71	32	39
Show Cause	SC	7	20	20	7	13
Traffic Total		237	233	349	251	98
<u>Civil</u>						
Admin License	AL	1	0	1	1	-
Bond Forfeiture	BF	0	1	1	0	-
Detinue	DT	1	1	1	0	1
Garnishment	GA	10	0	10	10	-
Impoundment	IM	4	0	4	4	-
Interrogatory	IN	8	4	8	4	4
Motion for Judgment	MJ	1	1	1	0	1
Prelim Prot Order	PP	1	2	2	0	2
Unlawful Detainer	UD	6	4	6	5	1
Warrant in Debt	WD	30	26	38	32	6
Civil Total		62	39	72	56	15
Nelson Totals		373	466	616	397	218

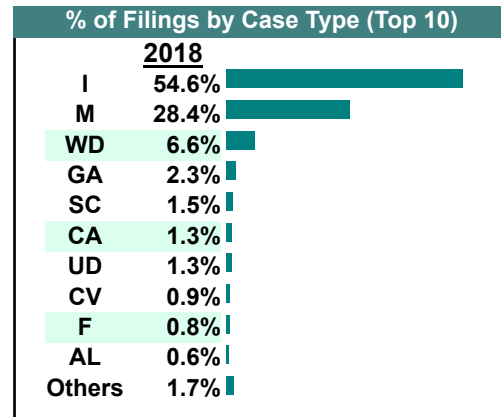
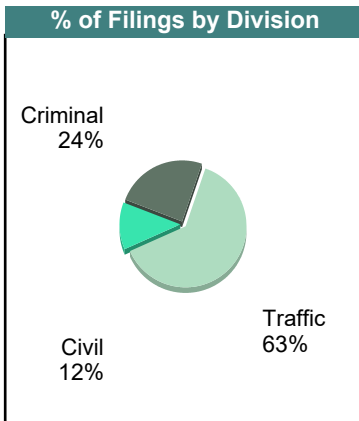
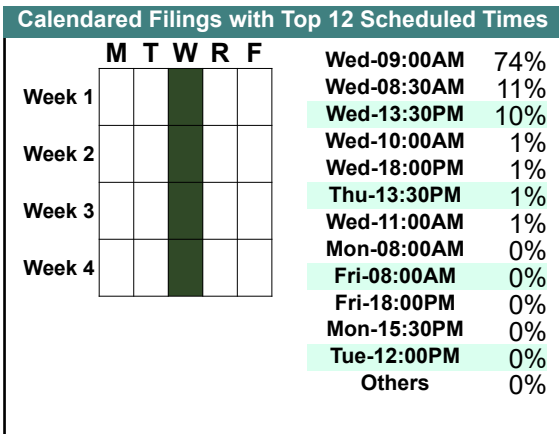


CASELOAD STATISTICS OF THE GENERAL DISTRICT COURTS

June 2018

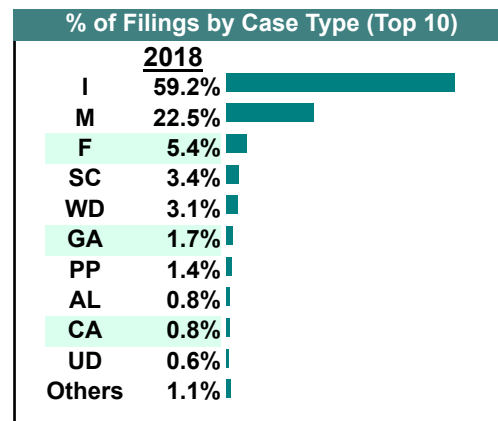
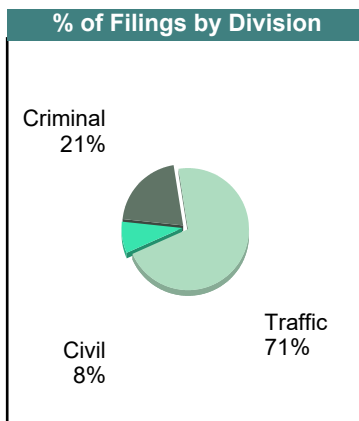
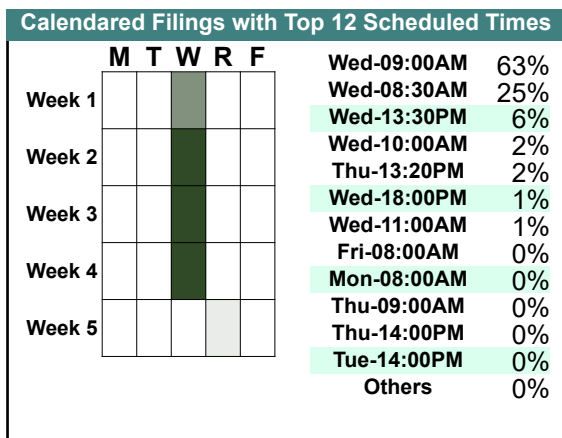
Nelson
District: 24

		<u>Filings</u>	<u>Hearings</u>	<u>Transactions</u>	<u>Concluded</u>	<u>Cont</u>
<u>Criminal</u>						
Capias	CA	5	13	13	8	5
Civil Violation	CV	5	5	5	3	2
Felony	F	4	52	52	27	25
Misdemeanor	M	112	201	202	73	129
Show Cause	SC	4	20	20	10	10
Criminal Total		130	291	292	121	171
<u>Traffic</u>						
Capias	CA	2	5	5	3	2
Felony	F	0	2	2	0	2
Infraction	I	290	183	355	303	52
Misdemeanor	M	39	91	91	51	40
Show Cause	SC	4	34	34	26	8
Traffic Total		335	315	487	383	104
<u>Civil</u>						
Admin License	AL	3	0	3	3	-
Bond Forfeiture	BF	1	0	1	1	-
Detinue	DT	2	4	5	4	1
Garnishment	GA	12	2	14	12	2
Impoundment	IM	2	0	2	2	-
Protective Order	PO	2	0	3	3	-
Prelim Prot Order	PP	2	2	4	2	2
Unlawful Detainer	UD	7	5	7	6	1
Warrant in Debt	WD	35	35	48	22	26
Civil Total		66	48	87	55	32
Nelson Totals		531	654	866	559	307



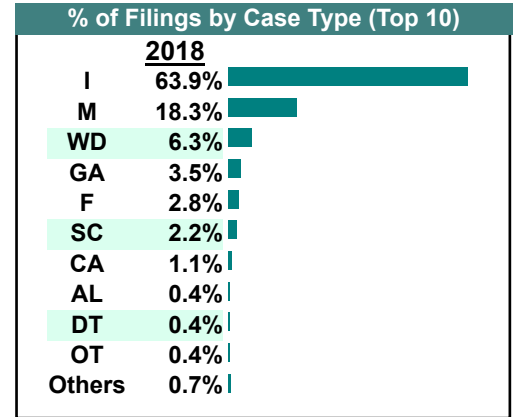
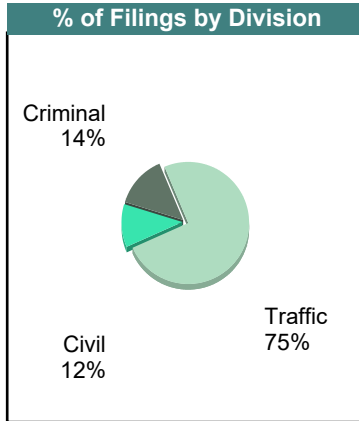
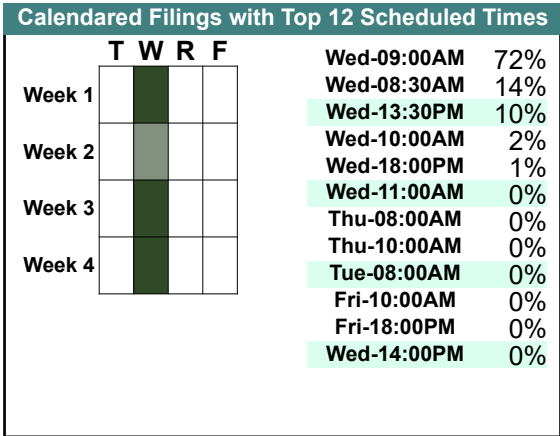
May 2018

		<u>Filings</u>	<u>Hearings</u>	<u>Transactions</u>	<u>Concluded</u>	<u>Cont</u>
<u>Criminal</u>						
Capias	CA	2	7	7	1	6
Civil Violation	CV	1	2	2	0	2
Felony	F	19	45	45	11	34
Misdemeanor	M	48	83	84	20	64
Show Cause	SC	4	13	13	4	9
Criminal Total		74	150	151	36	115
<u>Traffic</u>						
Capias	CA	1	3	3	1	2
Felony	F	0	3	3	2	1
Infraction	I	210	119	250	202	48
Misdemeanor	M	32	81	82	38	44
Show Cause	SC	8	14	14	3	11
Traffic Total		251	220	352	246	106
<u>Civil</u>						
Admin License	AL	3	0	3	3	-
Garnishment	GA	6	0	6	6	-
Impoundment	IM	1	0	1	1	-
Interrogatory	IN	1	0	1	1	-
Prelim Prot Order	PP	5	3	7	4	3
Tenants Assertion	TA	1	0	1	1	-
Unlawful Detainer	UD	2	1	3	3	-
Warrant in Debt	WD	11	20	28	22	6
Civil Total		30	24	50	41	9
Nelson Totals		355	394	553	323	230



April 2018

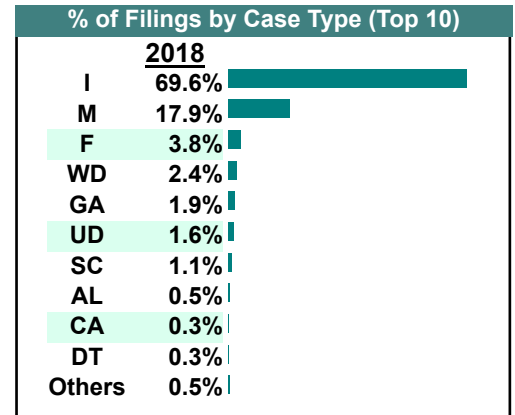
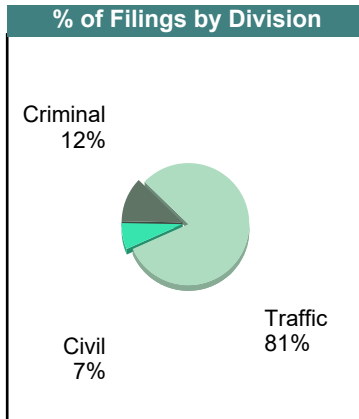
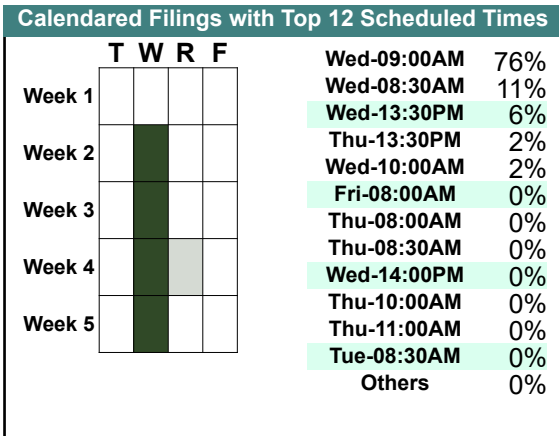
		<u>Filings</u>	<u>Hearings</u>	<u>Transactions</u>	<u>Concluded</u>	<u>Cont</u>
<u>Criminal</u>						
Capias	CA	3	10	10	4	6
Felony	F	13	40	40	16	24
Misdemeanor	M	39	103	104	61	43
Show Cause	SC	8	15	15	4	11
Criminal Total		63	168	169	85	84
<u>Traffic</u>						
Capias	CA	2	10	10	4	6
Civil Violation	CV	1	3	3	3	-
Felony	F	0	2	2	2	-
Infraction	I	294	195	359	301	58
Misdemeanor	M	45	102	102	51	51
Show Cause	SC	2	10	10	4	6
Traffic Total		344	322	486	365	121
<u>Civil</u>						
Admin License	AL	2	0	2	2	-
Detinue	DT	2	3	4	2	2
Garnishment	GA	16	0	16	16	-
Other	OT	2	0	2	2	-
Prelim Prot Order	PP	0	0	1	1	-
Unlawful Detainer	UD	2	4	6	5	1
Warrant in Debt	WD	29	28	38	32	6
Civil Total		53	35	69	60	9
Nelson Totals		460	525	724	510	214



CASELOAD STATISTICS OF THE GENERAL DISTRICT COURTS

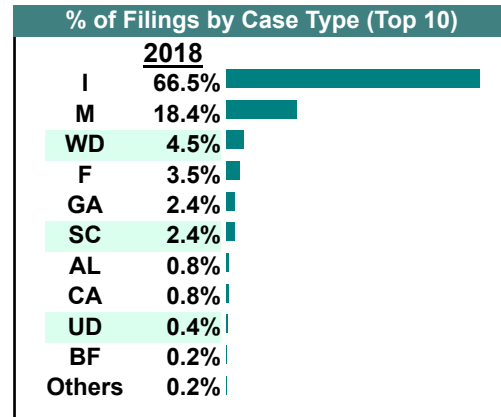
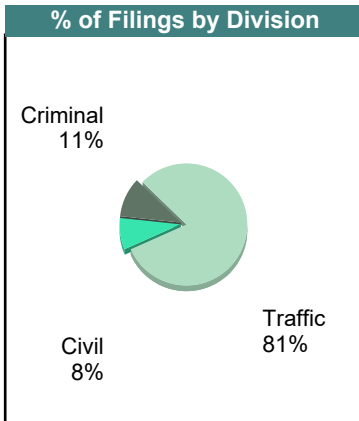
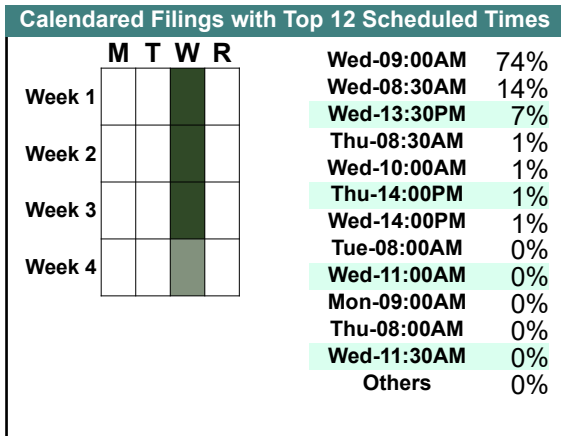
March 2018

		<u>Filings</u>	<u>Hearings</u>	<u>Transactions</u>	<u>Concluded</u>	<u>Cont</u>
<u>Criminal</u>						
Capias	CA	1	5	5	2	3
Felony	F	12	61	61	21	40
Misdemeanor	M	29	70	70	22	48
Show Cause	SC	2	7	7	4	3
Criminal Total		44	143	143	49	94
<u>Traffic</u>						
Capias	CA	0	10	10	4	6
Civil Violation	CV	0	1	1	1	-
Felony	F	2	5	5	1	4
Infraction	I	256	145	277	216	61
Misdemeanor	M	37	71	71	27	44
Restricted O/L	RL	1	1	1	1	-
Show Cause	SC	2	6	6	2	4
Traffic Total		298	239	371	252	119
<u>Civil</u>						
Admin License	AL	2	0	2	2	-
Detinue	DT	1	1	1	0	1
Garnishment	GA	7	5	13	8	5
Protective Order	PO	0	1	1	0	1
Prelim Prot Order	PP	1	1	1	0	1
Unlawful Detainer	UD	6	6	6	3	3
Warrant in Debt	WD	9	11	16	6	10
Civil Total		26	25	40	19	21
Nelson Totals		368	407	554	320	234



February 2018

		<u>Filings</u>	<u>Hearings</u>	<u>Transactions</u>	<u>Concluded</u>	<u>Cont</u>
<u>Criminal</u>						
Capias	CA	2	4	4	1	3
Civil Violation	CV	0	3	3	2	1
Felony	F	14	39	39	7	32
Misdemeanor	M	32	85	86	18	68
Show Cause	SC	6	11	11	4	7
Criminal Total		54	142	143	32	111
<u>Traffic</u>						
Capias	CA	2	7	7	1	6
Civil Violation	CV	1	1	1	0	1
Felony	F	4	6	6	0	6
Infraction	I	339	205	384	332	52
Misdemeanor	M	62	104	104	50	54
Show Cause	SC	6	9	9	3	6
Traffic Total		414	332	511	386	125
<u>Civil</u>						
Admin License	AL	4	0	4	4	-
Bond Forfeiture	BF	1	1	1	0	1
Garnishment	GA	12	0	12	12	-
Protective Order	PO	0	0	1	1	-
Unlawful Detainer	UD	2	2	2	1	1
Warrant in Debt	WD	23	30	38	27	11
Civil Total		42	33	58	45	13
Nelson Totals		510	507	712	463	249



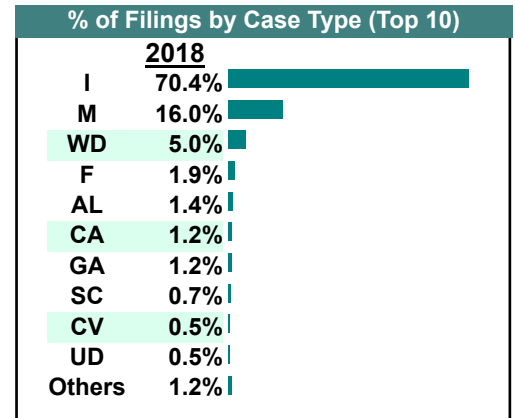
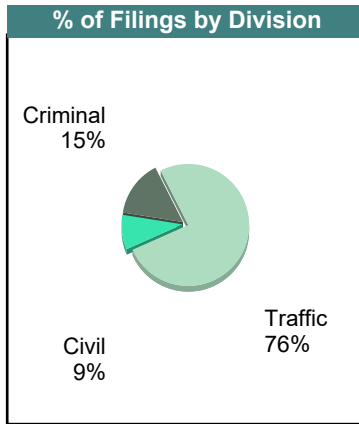
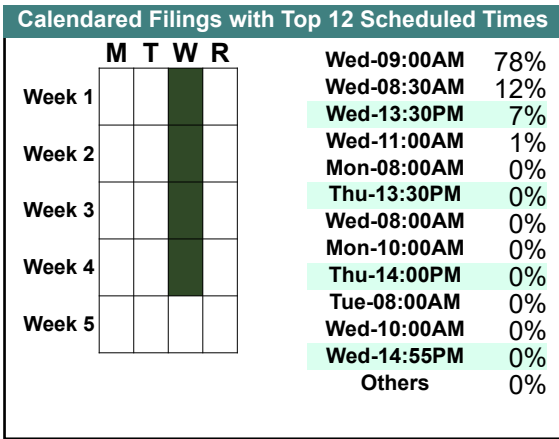
CASELOAD STATISTICS OF THE GENERAL DISTRICT COURTS

January 2018

Nelson

District: 24

		<u>Filings</u>	<u>Hearings</u>	<u>Transactions</u>	<u>Concluded</u>	<u>Cont</u>
<u>Criminal</u>						
Capias	CA	3	8	8	1	7
Civil Violation	CV	2	2	2	1	1
Felony	F	8	72	72	25	47
Misdemeanor	M	48	83	84	29	55
Show Cause	SC	1	9	9	1	8
Criminal Total		62	174	175	57	118
<u>Traffic</u>						
Capias	CA	2	6	6	1	5
Civil Violation	CV	0	2	2	1	1
Felony	F	0	3	3	2	1
Infraction	I	295	154	325	288	37
Misdemeanor	M	19	63	63	21	42
Show Cause	SC	2	7	7	4	3
Traffic Total		318	235	406	317	89
<u>Civil</u>						
Abstract	AJ	1	0	1	1	-
Admin License	AL	6	0	6	6	-
Detinue	DT	1	1	1	0	1
Garnishment	GA	5	1	5	4	1
Impoundment	IM	1	0	1	1	-
Protective Order	PO	1	1	1	0	1
Prelim Prot Order	PP	1	0	1	1	-
Unlawful Detainer	UD	2	3	3	3	-
Warrant in Debt	WD	21	21	24	15	9
Civil Total		39	27	43	31	12
Nelson Totals		419	436	624	405	219



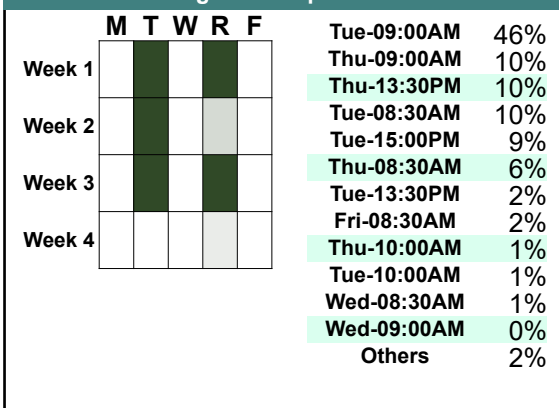
Filings by Court & Division

	Amherst	Bedford	Campbell	Lynchburg	Nelson	Total	
C	Misdemeanor	841 12%	1,653 24%	964 14%	2,829 41%	645 9%	6,932
	Felony	443 14%	741 23%	408 13%	1,391 44%	174 6%	3,157
	Show Cause	101 8%	359 29%	161 13%	571 46%	44 4%	1,236
	Capias	69 8%	177 21%	123 15%	431 52%	27 3%	827
	Civil Violation	4 3%	56 44%	13 10%	36 28%	19 15%	128
	Motion	45 54%	1 1%	37 45%	- 0%	- 0%	83
	Total	1,503 12%	2,987 24%	1,706 14%	5,258 43%	909 7%	12,363
T	Infraction	7,765 31%	6,001 24%	3,970 16%	4,257 17%	2,756 11%	24,749
	Misdemeanor	963 18%	1,433 27%	935 17%	1,673 31%	369 7%	5,373
	Show Cause	102 13%	259 34%	136 18%	213 28%	57 7%	767
	Capias	89 17%	155 30%	83 16%	164 32%	21 4%	512
	Felony	24 17%	26 18%	29 20%	58 41%	6 4%	143
	Motion	25 81%	- 0%	5 16%	- 0%	1 3%	31
	Restricted O/L	- 0%	1 4%	4 14%	22 79%	1 4%	28
	Civil Violation	23 88%	1 4%	- 0%	- 0%	2 8%	26
Total	8,991 28%	7,876 25%	5,162 16%	6,387 20%	3,213 10%	31,629	
V	Warrant in Debt	813 9%	1,737 20%	2,381 28%	3,415 39%	304 4%	8,650
	Unlawful Detainer	293 8%	364 10%	734 20%	2,239 61%	51 1%	3,681
	Garnishment	338 10%	694 21%	504 15%	1,633 50%	115 4%	3,284
	Detinue	88 9%	61 6%	180 17%	689 67%	13 1%	1,031
	Interrogatory	94 11%	145 16%	417 47%	219 24%	19 2%	894
	Prelim Prot Order	65 13%	96 20%	94 19%	215 44%	21 4%	491
	Protective Order	47 12%	82 21%	72 19%	178 46%	8 2%	387

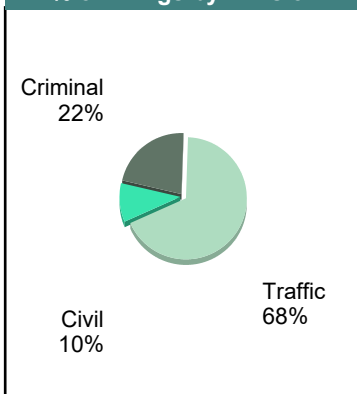
	Amherst	Bedford	Campbell	Lynchburg	Nelson	Total
V Admin License	66	80	58	118	36	358
	18%	22%	16%	33%	10%	
Show Cause	97	6	156	12	4	275
	35%	2%	57%	4%	1%	
Other	15	119	22	43	2	201
	7%	59%	11%	21%	1%	
Impoundment	14	89	13	62	11	189
	7%	47%	7%	33%	6%	
Abstract	6	6	20	75	4	111
	5%	5%	18%	68%	4%	
Bond Forfeiture	-	-	23	22	2	47
	0%	0%	49%	47%	4%	
Capias	6	-	36	-	1	43
	14%	0%	84%	0%	2%	
Motion for Judgment	8	-	6	9	3	26
	31%	0%	23%	35%	12%	
Counter Claim	-	-	6	10	-	16
	0%	0%	38%	63%	0%	
Tenants Assertion	-	3	1	9	1	14
	0%	21%	7%	64%	7%	
Petition-Restore Arms	1	2	4	2	-	9
	11%	22%	44%	22%	0%	
Overweight	-	2	1	-	-	3
	0%	67%	33%	0%	0%	
Total	1,951	3,486	4,728	8,950	595	19,710
	10%	18%	24%	45%	3%	
Total	<u>12,445</u>	<u>14,349</u>	<u>11,596</u>	<u>20,595</u>	<u>4,717</u>	63,702
	20%	23%	18%	32%	7%	

		Filings	Hearings	Transactions	Concluded	Cont
<u>Criminal</u>						
Capias	CA	3	10	10	2	8
Civil Violation	CV	0	2	2	2	-
Felony	F	19	60	66	44	22
Misdemeanor	M	114	194	199	101	98
Show Cause	SC	2	10	10	8	2
Criminal Total		138	276	287	157	130
<u>Traffic</u>						
Capias	CA	4	11	11	2	9
Civil Violation	CV	0	1	1	0	1
Felony	F	0	2	2	2	-
Infraction	I	349	241	415	372	43
Misdemeanor	M	73	152	152	81	71
Show Cause	SC	1	3	3	0	3
Traffic Total		427	410	584	457	127
<u>Civil</u>						
Admin License	AL	2	0	2	2	-
Detinue	DT	2	3	12	10	2
Garnishment	GA	13	5	17	12	5
Interrogatory	IN	2	3	3	0	3
Other	OT	0	0	1	1	-
Protective Order	PO	1	0	1	1	-
Prelim Prot Order	PP	3	1	3	3	-
Show Cause	SC	2	2	2	0	2
Unlawful Detainer	UD	15	19	23	14	9
Warrant in Debt	WD	25	27	29	22	7
Civil Total		65	60	93	65	28
Allegheny Totals		630	746	964	679	285

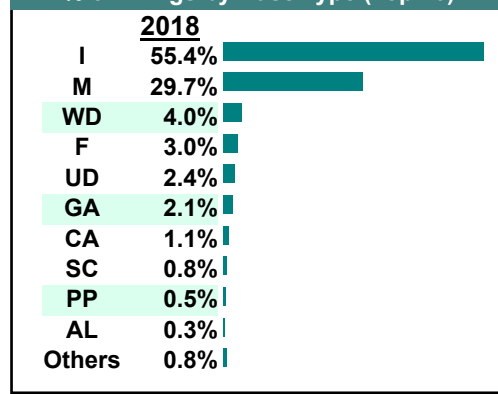
Calendared Filings with Top 12 Scheduled Times



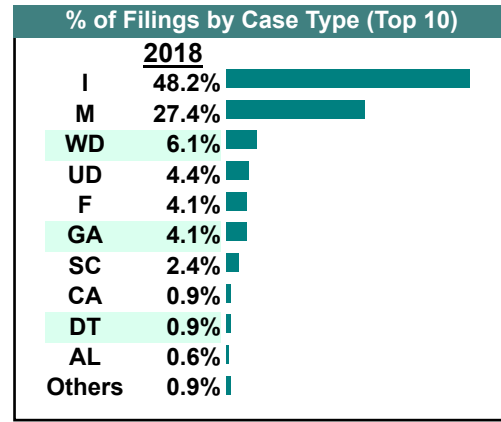
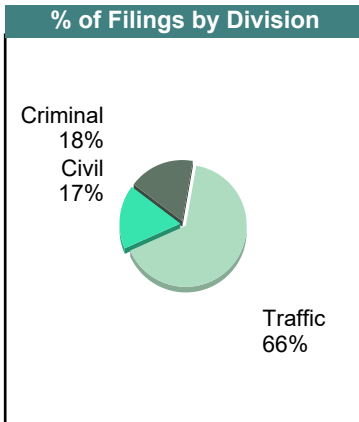
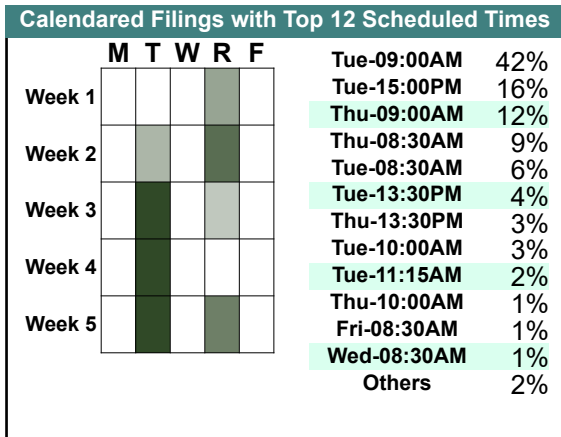
% of Filings by Division



% of Filings by Case Type (Top 10)



		<u>Filings</u>	<u>Hearings</u>	<u>Transactions</u>	<u>Concluded</u>	<u>Cont</u>
<u>Criminal</u>						
Capias	CA	3	13	13	6	7
Civil Violation	CV	1	1	1	0	1
Felony	F	22	51	63	27	36
Misdemeanor	M	58	139	142	65	77
Show Cause	SC	11	15	15	4	11
Criminal Total		95	219	234	102	132
<u>Traffic</u>						
Capias	CA	2	13	13	6	7
Infraction	I	261	222	359	293	66
Misdemeanor	M	90	192	192	111	81
Show Cause	SC	2	2	2	0	2
Traffic Total		355	429	566	410	156
<u>Civil</u>						
Abstract	AJ	1	0	1	1	-
Admin License	AL	3	0	3	3	-
Bond Forfeiture	BF	0	1	1	0	1
Detinue	DT	5	2	6	5	1
Garnishment	GA	22	1	23	22	1
Overweight	OC	0	0	1	1	-
Protective Order	PO	1	0	1	1	-
Prelim Prot Order	PP	2	0	2	2	-
Tenants Assertion	TA	0	0	1	1	-
Unlawful Detainer	UD	24	21	32	20	12
Warrant in Debt	WD	33	34	42	32	10
Civil Total		91	59	113	88	25
Allegheny Totals		541	707	913	600	313



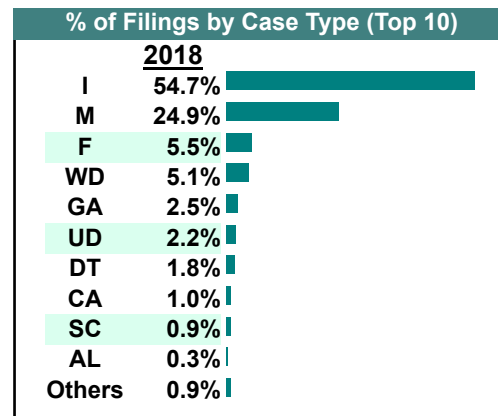
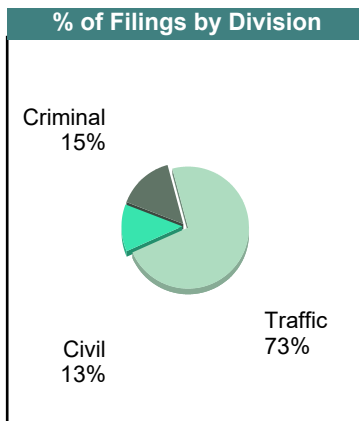
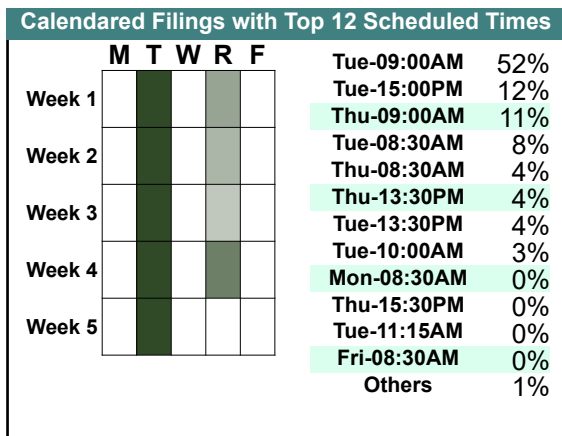
CASELOAD STATISTICS OF THE GENERAL DISTRICT COURTS

October 2018

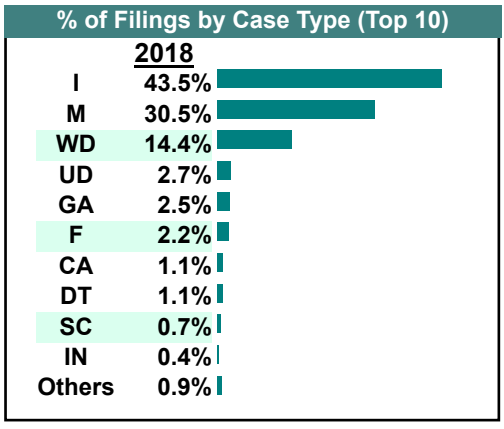
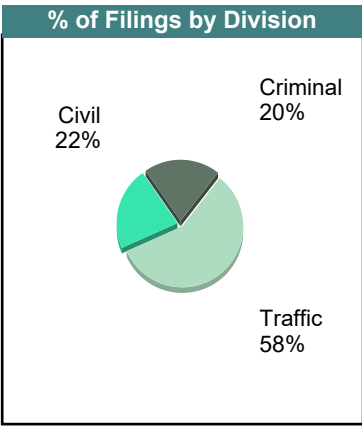
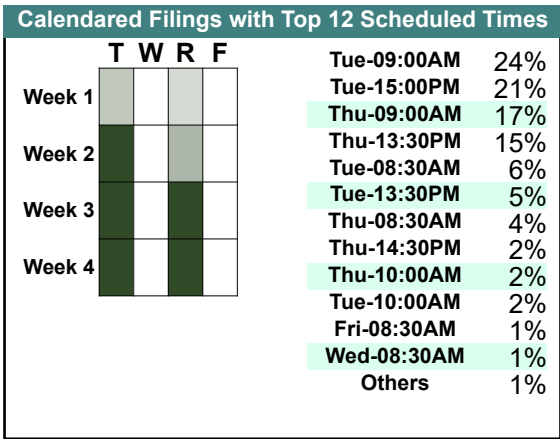
Allegheny

District: 25

		<u>Filings</u>	<u>Hearings</u>	<u>Transactions</u>	<u>Concluded</u>	<u>Cont</u>
<u>Criminal</u>						
Capias	CA	3	9	9	4	5
Civil Violation	CV	2	3	3	2	1
Felony	F	47	65	67	12	55
Misdemeanor	M	69	142	145	73	72
Show Cause	SC	8	15	15	4	11
Criminal Total		129	234	239	95	144
<u>Traffic</u>						
Capias	CA	6	8	8	0	8
Civil Violation	CV	1	1	1	0	1
Felony	F	1	4	4	0	4
Infraction	I	475	287	549	492	57
Misdemeanor	M	147	239	239	128	111
Traffic Total		630	539	801	620	181
<u>Civil</u>						
Admin License	AL	3	0	3	3	-
Detinue	DT	16	15	18	9	9
Garnishment	GA	22	3	29	26	3
Overweight	OC	1	1	1	0	1
Protective Order	PO	1	0	1	1	-
Prelim Prot Order	PP	2	0	2	2	-
Tenants Assertion	TA	1	1	1	0	1
Unlawful Detainer	UD	19	17	22	16	6
Warrant in Debt	WD	44	53	65	51	14
Civil Total		109	90	142	108	34
Allegheny Totals		868	863	1,182	823	359

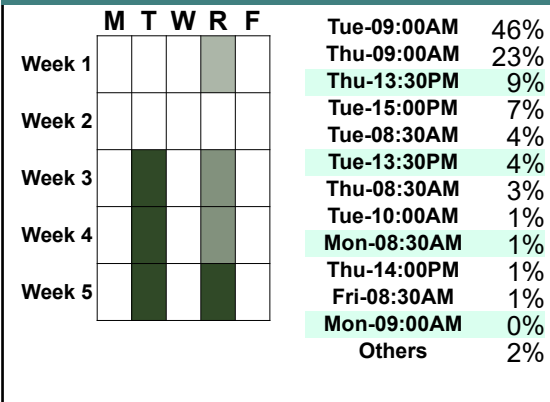


		<u>Filings</u>	<u>Hearings</u>	<u>Transactions</u>	<u>Concluded</u>	<u>Cont</u>
<u>Criminal</u>						
Capias	CA	6	17	17	5	12
Felony	F	12	32	32	9	23
Misdemeanor	M	92	154	173	94	79
Show Cause	SC	2	8	8	6	2
Criminal Total		112	211	230	114	116
<u>Traffic</u>						
Capias	CA	0	4	4	3	1
Infraction	I	241	146	291	254	37
Misdemeanor	M	77	170	170	106	64
Show Cause	SC	2	2	2	2	-
Traffic Total		320	322	467	365	102
<u>Civil</u>						
Abstract	AJ	1	0	1	1	-
Admin License	AL	1	0	1	1	-
Bond Forfeiture	BF	0	0	1	1	-
Detinue	DT	6	7	8	3	5
Garnishment	GA	14	2	14	12	2
Interrogatory	IN	2	1	3	2	1
Other	OT	0	1	1	0	1
Protective Order	PO	2	1	3	2	1
Prelim Prot Order	PP	1	0	1	1	-
Petition-Restore Arms	PR	0	0	1	1	-
Unlawful Detainer	UD	15	13	20	17	3
Warrant in Debt	WD	80	72	104	89	15
Civil Total		122	97	158	130	28
Allegheny Totals		554	630	855	609	246

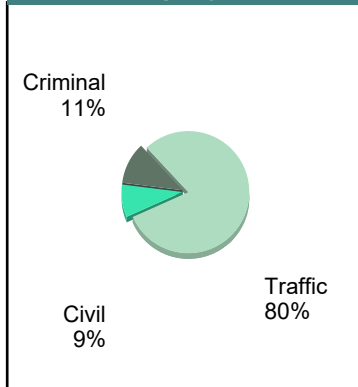


		Filings	Hearings	Transactions	Concluded	Cont
<u>Criminal</u>						
Capias	CA	3	13	13	4	9
Civil Violation	CV	1	1	1	0	1
Felony	F	17	39	40	17	23
Misdemeanor	M	76	151	166	90	76
Show Cause	SC	2	15	15	8	7
Criminal Total		99	219	235	119	116
<u>Traffic</u>						
Capias	CA	1	2	2	1	1
Felony	F	1	2	2	1	1
Infraction	I	576	362	647	526	121
Misdemeanor	M	135	209	209	107	102
Show Cause	SC	2	2	2	2	-
Traffic Total		715	577	862	637	225
<u>Civil</u>						
Abstract	AJ	1	0	1	1	-
Admin License	AL	3	0	3	3	-
Bond Forfeiture	BF	1	2	2	0	2
Capias	CA	1	0	1	1	-
Detinue	DT	1	5	7	7	-
Garnishment	GA	10	0	10	10	-
Interrogatory	IN	0	0	1	1	-
Other	OT	0	0	1	1	-
Protective Order	PO	3	0	3	3	-
Prelim Prot Order	PP	3	0	3	3	-
Petition-Restore Arms	PR	0	1	1	0	1
Show Cause	SC	0	0	1	1	-
Unlawful Detainer	UD	17	15	24	19	5
Warrant in Debt	WD	37	38	42	27	15
Civil Total		77	61	100	77	23
Allegheny Totals		891	857	1,197	833	364

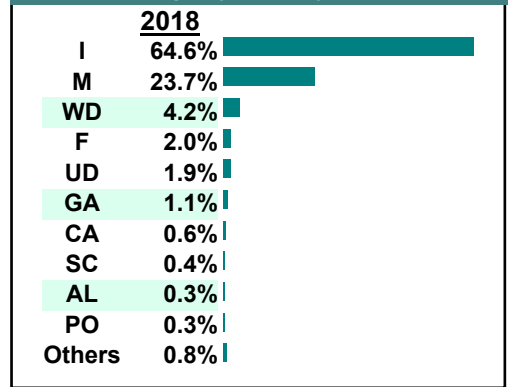
Calendared Filings with Top 12 Scheduled Times



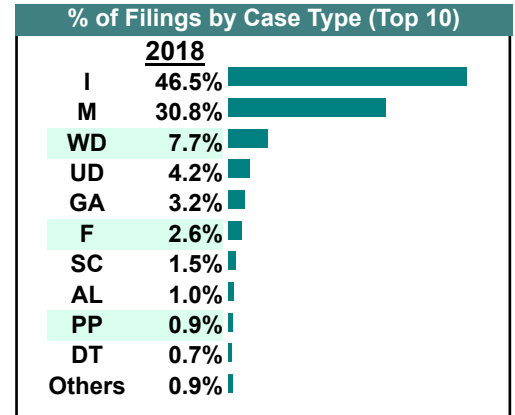
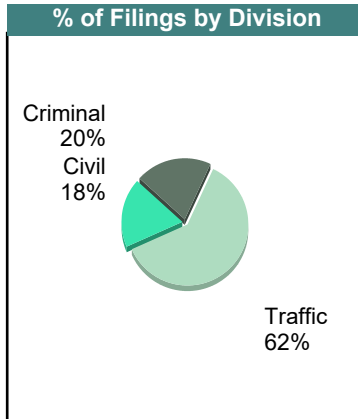
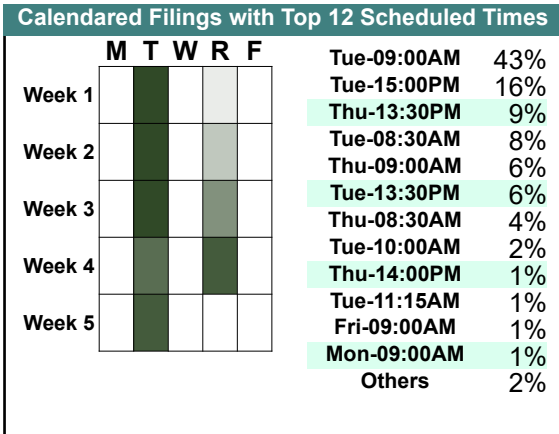
% of Filings by Division



% of Filings by Case Type (Top 10)

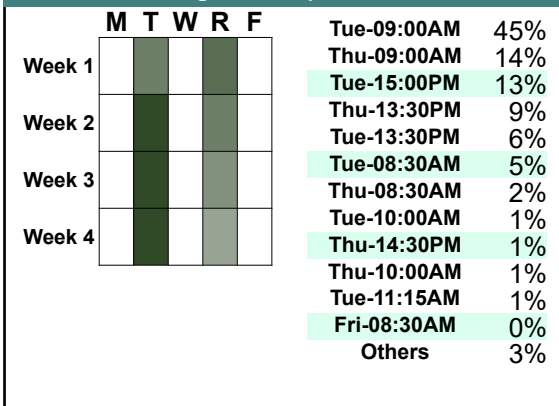


		Filings	Hearings	Transactions	Concluded	Cont
<u>Criminal</u>						
Capias	CA	2	5	5	2	3
Civil Violation	CV	0	3	3	3	-
Felony	F	17	31	34	11	23
Misdemeanor	M	111	147	167	74	93
Show Cause	SC	9	27	27	12	15
Criminal Total		139	213	236	102	134
<u>Traffic</u>						
Capias	CA	2	8	8	4	4
Felony	F	1	1	1	0	1
Infraction	I	319	205	373	312	61
Misdemeanor	M	100	187	187	112	75
Traffic Total		422	401	569	428	141
<u>Civil</u>						
Admin License	AL	7	0	7	7	-
Detinue	DT	5	4	6	3	3
Garnishment	GA	22	3	26	23	3
Interrogatory	IN	0	1	1	0	1
Other	OT	0	1	1	0	1
Protective Order	PO	2	0	2	2	-
Prelim Prot Order	PP	6	0	9	9	-
Show Cause	SC	1	1	1	0	1
Unlawful Detainer	UD	29	28	37	27	10
Warrant in Debt	WD	53	47	70	56	14
Civil Total		125	85	160	127	33
Allegheny Totals		686	699	965	657	308

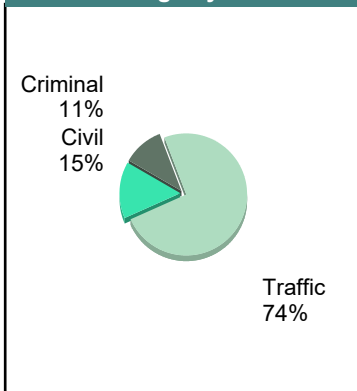


		<u>Filings</u>	<u>Hearings</u>	<u>Transactions</u>	<u>Concluded</u>	<u>Cont</u>
<u>Criminal</u>						
Capias	CA	5	9	9	3	6
Civil Violation	CV	3	5	5	4	1
Felony	F	7	29	38	25	13
Misdemeanor	M	70	166	171	97	73
Show Cause	SC	4	7	7	0	7
Criminal Total		89	216	230	129	100
<u>Traffic</u>						
Capias	CA	3	10	10	5	5
Felony	F	0	1	1	1	-
Infraction	I	463	285	527	455	72
Misdemeanor	M	136	243	244	126	118
Traffic Total		602	539	782	587	195
<u>Civil</u>						
Abstract	AJ	1	0	1	1	-
Admin License	AL	3	0	3	3	-
Bond Forfeiture	BF	1	1	2	1	1
Counter Claim	CC	0	0	1	1	-
Detinue	DT	10	8	14	10	4
Garnishment	GA	35	7	37	30	7
Overweight	OC	1	0	1	1	-
Other	OT	0	2	2	0	2
Protective Order	PO	1	0	1	1	-
Prelim Prot Order	PP	4	3	4	1	3
Show Cause	SC	1	0	1	1	-
Unlawful Detainer	UD	22	19	31	24	7
Warrant in Debt	WD	42	50	59	40	19
Civil Total		121	90	157	114	43
Allegheny Totals		812	845	1,169	830	338

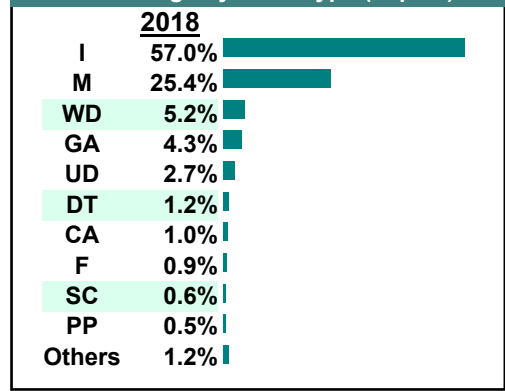
Calendared Filings with Top 12 Scheduled Times



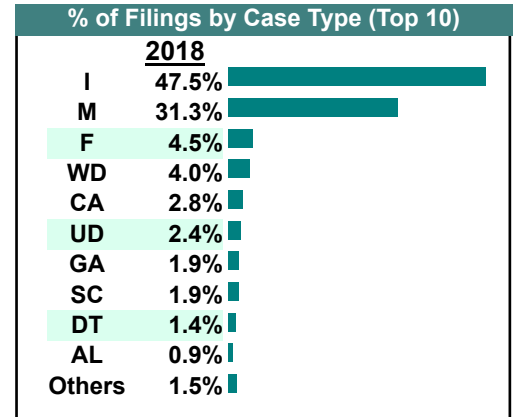
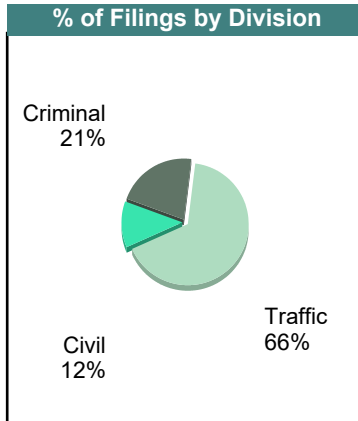
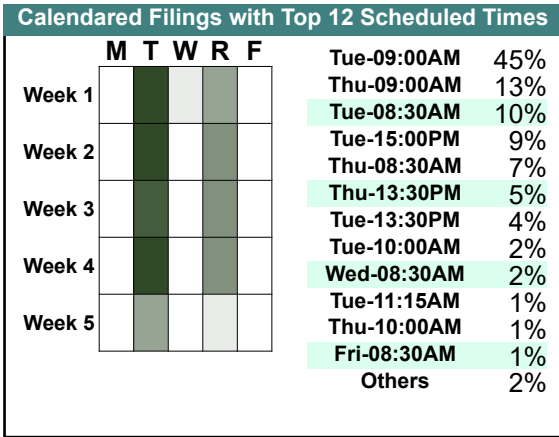
% of Filings by Division



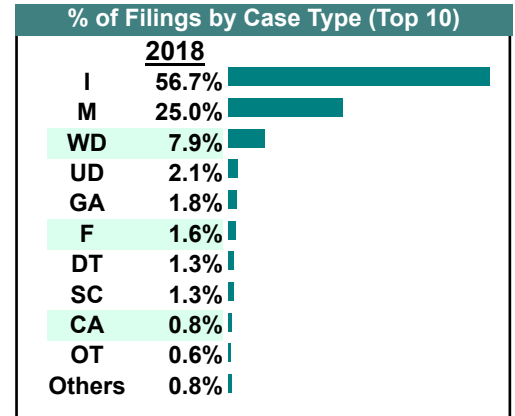
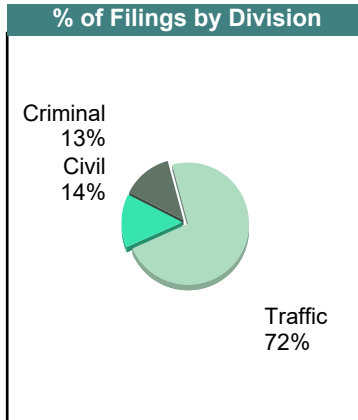
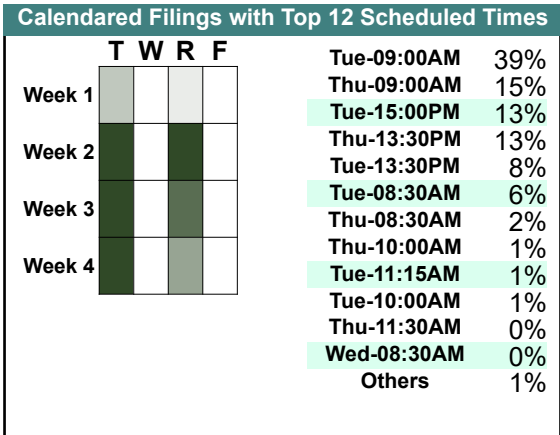
% of Filings by Case Type (Top 10)



		Filings	Hearings	Transactions	Concluded	Cont
<u>Criminal</u>						
Capias	CA	7	13	13	4	9
Civil Violation	CV	1	1	1	0	1
Felony	F	26	44	44	4	40
Misdemeanor	M	81	138	140	42	98
Show Cause	SC	9	18	18	9	9
Criminal Total		124	214	216	59	157
<u>Traffic</u>						
Capias	CA	9	13	13	3	10
Infraction	I	276	195	338	286	52
Misdemeanor	M	101	176	176	73	103
Traffic Total		386	384	527	362	165
<u>Civil</u>						
Admin License	AL	5	0	5	5	-
Bond Forfeiture	BF	1	1	1	0	1
Counter Claim	CC	1	1	1	0	1
Detinue	DT	8	6	12	7	5
Garnishment	GA	11	2	13	11	2
Other	OT	1	1	1	0	1
Protective Order	PO	1	0	1	1	-
Prelim Prot Order	PP	4	0	4	4	-
Show Cause	SC	2	0	2	2	-
Unlawful Detainer	UD	14	11	16	9	7
Warrant in Debt	WD	23	23	28	13	15
Civil Total		71	45	84	52	32
Allegheny Totals		581	643	827	473	354



		Filings	Hearings	Transactions	Concluded	Cont
<u>Criminal</u>						
Capias	CA	4	6	6	2	4
Civil Violation	CV	2	5	5	1	4
Felony	F	9	18	25	12	13
Misdemeanor	M	59	122	122	56	66
Show Cause	SC	8	15	15	7	8
Criminal Total		82	166	173	78	95
<u>Traffic</u>						
Capias	CA	1	5	5	3	2
Felony	F	1	2	2	0	2
Infraction	I	350	219	412	348	64
Misdemeanor	M	95	179	179	97	82
Traffic Total		447	405	598	448	150
<u>Civil</u>						
Admin License	AL	2	0	2	2	-
Detinue	DT	8	5	12	10	2
Garnishment	GA	11	1	13	12	1
Interrogatory	IN	1	1	1	0	1
Other	OT	4	1	4	3	1
Unlawful Detainer	UD	13	8	16	12	4
Warrant in Debt	WD	49	53	65	50	15
Civil Total		88	69	113	89	24
Allegheny Totals		617	640	884	615	269



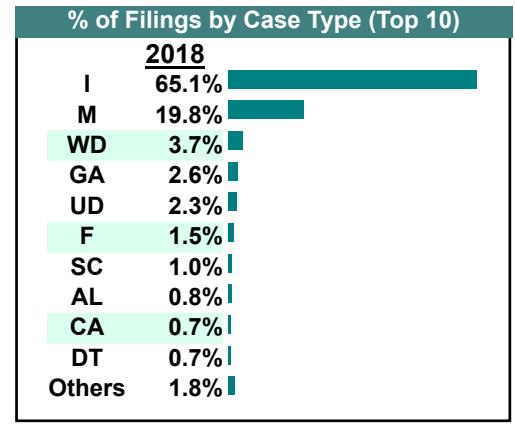
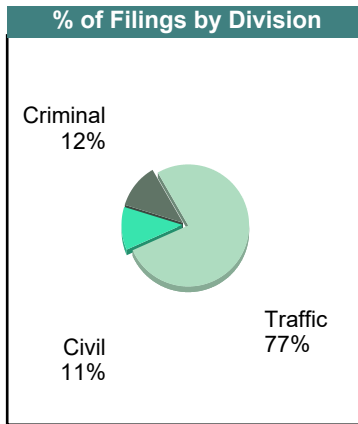
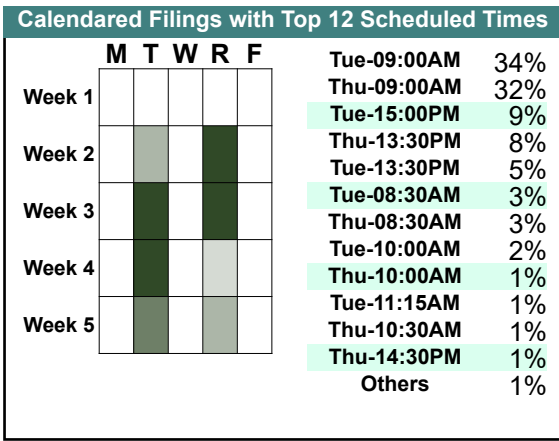
CASELOAD STATISTICS OF THE GENERAL DISTRICT COURTS

March 2018

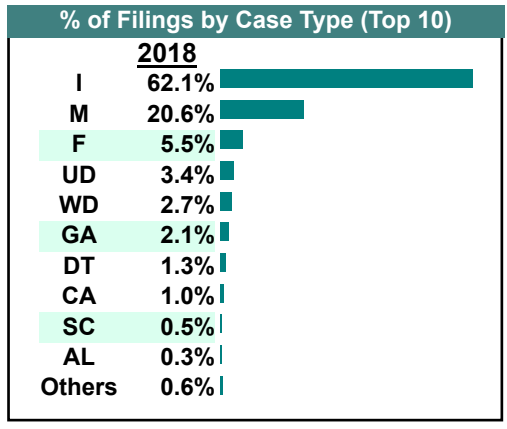
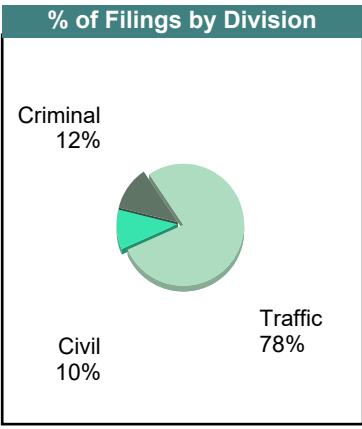
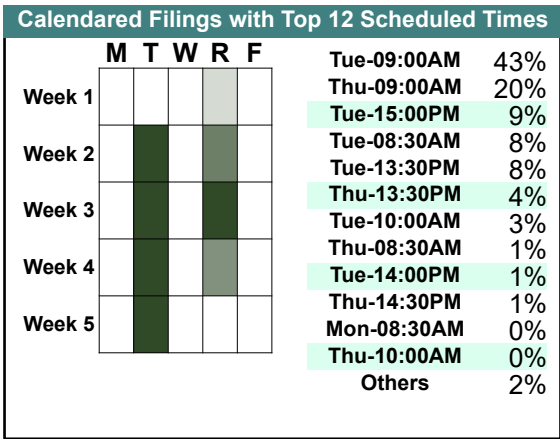
Allegheny

District: 25

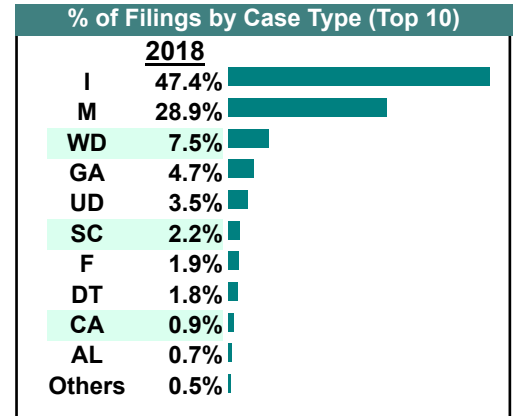
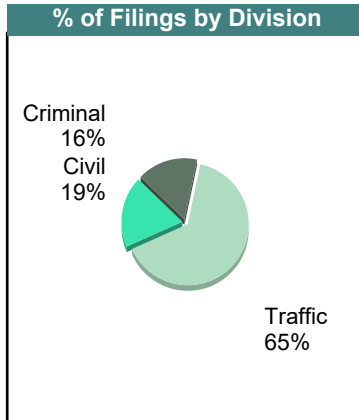
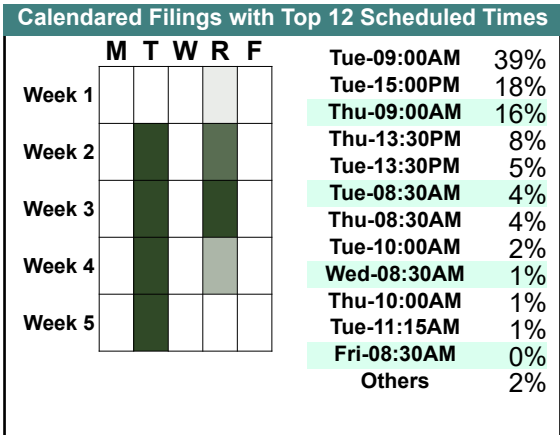
		<u>Filings</u>	<u>Hearings</u>	<u>Transactions</u>	<u>Concluded</u>	<u>Cont</u>
<u>Criminal</u>						
Capias	CA	3	8	8	3	5
Civil Violation	CV	2	3	3	2	1
Felony	F	11	26	40	26	14
Misdemeanor	M	64	151	155	87	68
Show Cause	SC	6	12	12	5	7
Criminal Total		86	200	218	123	95
<u>Traffic</u>						
Capias	CA	2	6	6	3	3
Civil Violation	CV	1	0	1	1	-
Felony	F	0	0	1	1	-
Infraction	I	476	281	525	465	60
Misdemeanor	M	81	170	170	104	66
Show Cause	SC	1	3	3	2	1
Traffic Total		561	460	706	576	130
<u>Civil</u>						
Admin License	AL	6	0	6	6	-
Detinue	DT	5	4	8	5	3
Garnishment	GA	19	3	24	21	3
Interrogatory	IN	1	1	1	0	1
Motion for Judgment	MJ	1	0	1	1	-
Overweight	OC	1	0	1	1	-
Protective Order	PO	4	0	4	4	-
Prelim Prot Order	PP	3	2	5	3	2
Unlawful Detainer	UD	17	13	25	20	5
Warrant in Debt	WD	27	22	33	28	5
Civil Total		84	45	108	89	19
Allegheny Totals		731	705	1,032	788	244



		<u>Filings</u>	<u>Hearings</u>	<u>Transactions</u>	<u>Concluded</u>	<u>Cont</u>
<u>Criminal</u>						
Capias	CA	2	3	3	1	2
Civil Violation	CV	0	1	1	0	1
Felony	F	33	54	64	25	39
Misdemeanor	M	37	100	101	55	46
Show Cause	SC	2	14	14	9	5
Criminal Total		74	172	183	90	93
<u>Traffic</u>						
Capias	CA	4	9	9	2	7
Felony	F	1	2	3	2	1
Infraction	I	386	233	437	380	57
Misdemeanor	M	91	167	167	84	83
Show Cause	SC	1	1	1	0	1
Traffic Total		483	412	617	468	149
<u>Civil</u>						
Abstract	AJ	1	0	1	1	-
Admin License	AL	2	0	2	2	-
Detinue	DT	8	7	10	9	1
Garnishment	GA	13	1	14	13	1
Overweight	OC	1	0	1	1	-
Protective Order	PO	1	0	1	1	-
Prelim Prot Order	PP	1	0	1	1	-
Petition-Restore Arms	PR	0	2	2	0	2
Unlawful Detainer	UD	21	17	25	20	5
Warrant in Debt	WD	17	18	24	17	7
Civil Total		65	45	81	65	16
Allegheny Totals		622	629	881	623	258



		Filings	Hearings	Transactions	Concluded	Cont
<u>Criminal</u>						
Capias	CA	3	10	10	6	4
Civil Violation	CV	3	4	4	3	1
Felony	F	13	30	31	14	17
Misdemeanor	M	88	174	178	103	75
Show Cause	SC	11	27	27	16	11
Criminal Total		118	245	250	142	108
<u>Traffic</u>						
Capias	CA	4	9	9	3	6
Felony	F	1	1	1	0	1
Infraction	I	350	255	449	387	62
Misdemeanor	M	125	223	223	117	106
Traffic Total		480	488	682	507	175
<u>Civil</u>						
Admin License	AL	5	0	5	5	-
Detinue	DT	13	10	14	8	6
Garnishment	GA	35	6	44	38	6
Prelim Prot Order	PP	1	0	1	1	-
Show Cause	SC	5	0	5	5	-
Unlawful Detainer	UD	26	21	32	27	5
Warrant in Debt	WD	55	58	67	55	12
Civil Total		140	95	168	139	29
Allegheny Totals		738	828	1,100	788	312



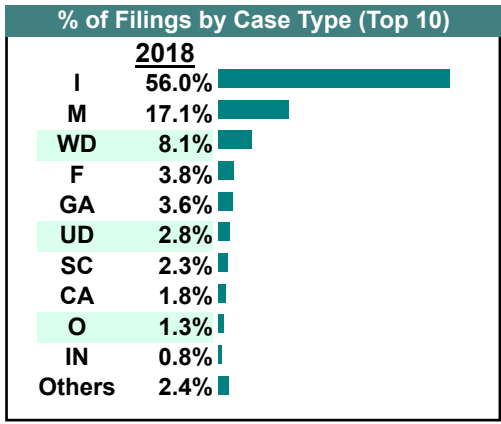
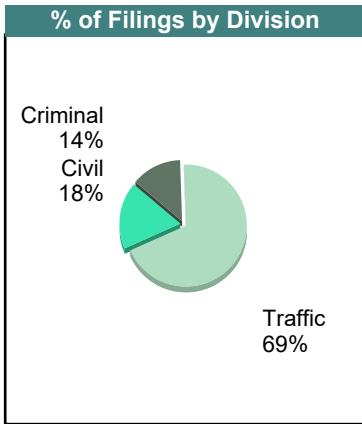
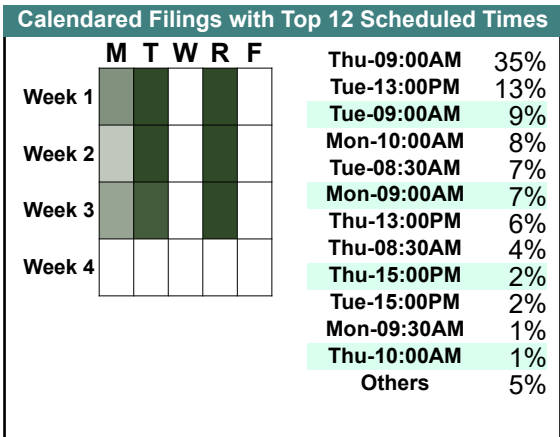
CASELOAD STATISTICS OF THE GENERAL DISTRICT COURTS

December 2018

Augusta

District: 25

		<u>Filings</u>	<u>Hearings</u>	<u>Transactions</u>	<u>Concluded</u>	<u>Cont</u>
<u>Criminal</u>						
Capias	CA	12	41	41	21	20
Civil Violation	CV	1	7	7	2	5
Felony	F	46	197	197	60	137
Misdemeanor	M	91	306	310	102	208
Other	O	2	1	3	3	-
Show Cause	SC	19	68	68	35	33
Criminal Total		171	620	626	223	403
<u>Traffic</u>						
Capias	CA	11	28	28	10	18
Felony	F	2	14	14	9	5
Infraction	I	709	623	949	727	222
Misdemeanor	M	125	336	336	123	213
Other	O	15	14	15	15	-
Show Cause	SC	9	14	14	8	6
Traffic Total		871	1,029	1,356	892	464
<u>Civil</u>						
Abstract	AJ	2	0	2	2	-
Admin License	AL	6	0	6	6	-
Counter Claim	CC	1	2	3	1	2
Detinue	DT	6	11	13	11	2
Garnishment	GA	45	5	49	44	5
Impoundment	IM	2	0	2	2	-
Interrogatory	IN	10	12	19	7	12
Other	OT	1	0	1	1	-
Protective Order	PO	8	2	11	9	2
Prelim Prot Order	PP	3	0	3	3	-
Petition-Restore Arms	PR	1	1	1	0	1
Show Cause	SC	1	4	6	2	4
Unlawful Detainer	UD	35	43	60	24	36
Warrant in Debt	WD	103	109	140	84	56
Civil Total		224	189	316	196	120
Augusta Totals		1,266	1,838	2,298	1,311	987



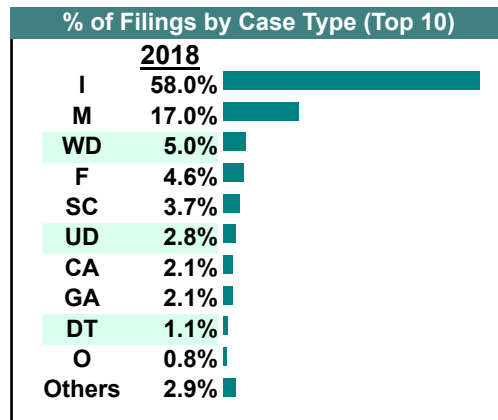
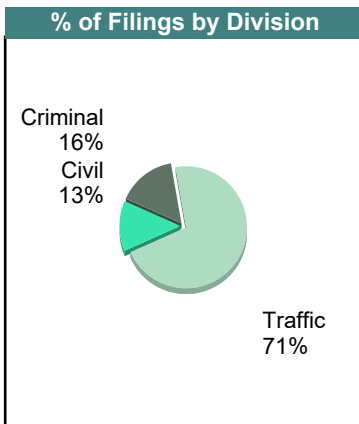
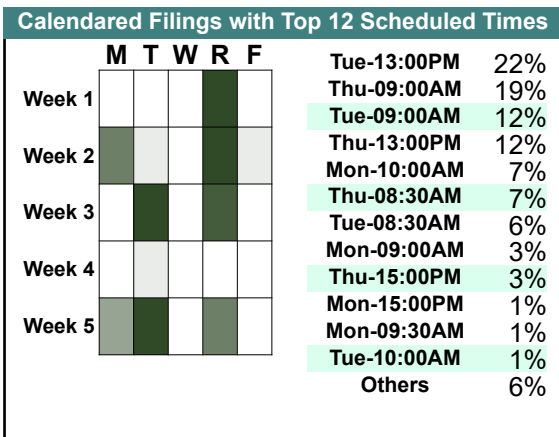
CASELOAD STATISTICS OF THE GENERAL DISTRICT COURTS

November 2018

Augusta

District: 25

		<u>Filings</u>	<u>Hearings</u>	<u>Transactions</u>	<u>Concluded</u>	<u>Cont</u>
<u>Criminal</u>						
Capias	CA	16	41	41	20	21
Civil Violation	CV	6	9	9	5	4
Felony	F	61	187	187	52	135
Misdemeanor	M	88	274	277	102	175
Show Cause	SC	39	71	71	29	42
Criminal Total		210	582	585	208	377
<u>Traffic</u>						
Capias	CA	11	27	27	11	16
Civil Violation	CV	2	2	2	0	2
Felony	F	1	19	19	6	13
Infraction	I	785	626	970	750	220
Misdemeanor	M	142	352	353	143	210
Other	O	11	9	11	11	-
Show Cause	SC	10	15	15	12	3
Traffic Total		962	1,050	1,397	933	464
<u>Civil</u>						
Abstract	AJ	6	0	6	6	-
Admin License	AL	10	0	10	10	-
Capias	CA	1	0	1	1	-
Detinue	DT	15	13	16	8	8
Garnishment	GA	28	0	28	28	-
Interrogatory	IN	5	2	7	5	2
Motion for Judgment	MJ	1	1	1	1	-
Other	OT	1	0	2	2	-
Protective Order	PO	2	2	2	0	2
Prelim Prot Order	PP	5	0	5	5	-
Petition-Restore Arms	PR	1	0	1	1	-
Show Cause	SC	1	0	1	1	-
Unlawful Detainer	UD	38	32	53	37	16
Warrant in Debt	WD	68	67	88	62	26
Civil Total		182	117	221	167	54
Augusta Totals		1,354	1,749	2,203	1,308	895



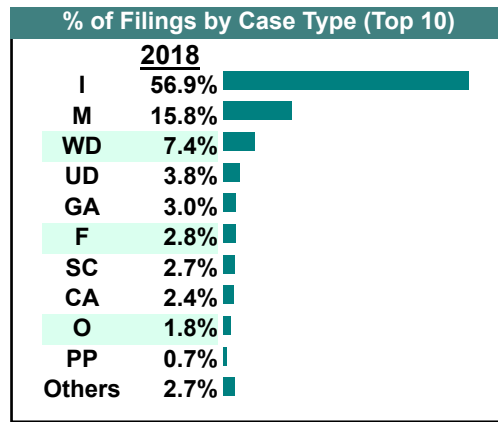
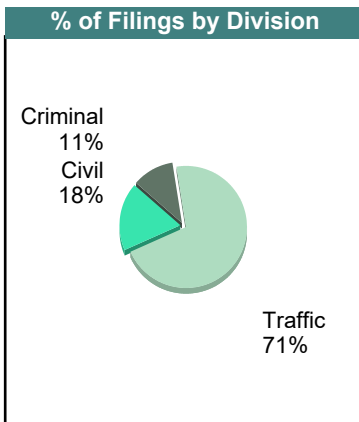
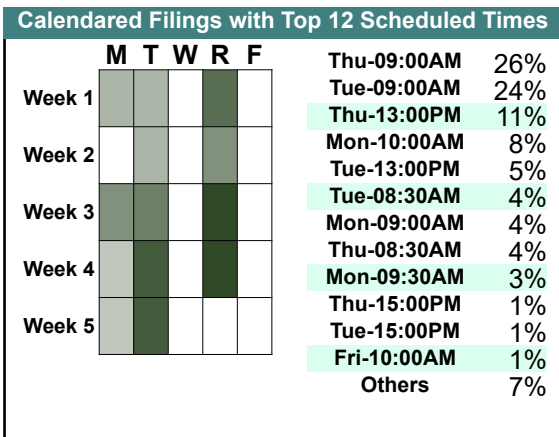
CASELOAD STATISTICS OF THE GENERAL DISTRICT COURTS

October 2018

Augusta

District: 25

		<u>Filings</u>	<u>Hearings</u>	<u>Transactions</u>	<u>Concluded</u>	<u>Cont</u>
<u>Criminal</u>						
Capias	CA	25	55	55	27	28
Civil Violation	CV	3	7	7	1	6
Felony	F	47	287	287	121	166
Misdemeanor	M	85	320	321	124	197
Show Cause	SC	24	67	67	39	28
Criminal Total		184	736	737	312	425
<u>Traffic</u>						
Capias	CA	13	33	33	15	18
Felony	F	0	8	8	1	7
Infraction	I	940	692	1,158	935	223
Misdemeanor	M	176	382	382	164	218
Other	O	29	23	29	29	-
Show Cause	SC	14	22	22	16	6
Traffic Total		1,172	1,160	1,632	1,160	472
<u>Civil</u>						
Abstract	AJ	3	0	3	3	-
Admin License	AL	9	0	9	9	-
Capias	CA	2	0	2	2	-
Counter Claim	CC	1	2	2	0	2
Detinue	DT	9	9	15	9	6
Garnishment	GA	49	1	50	49	1
Impoundment	IM	1	0	1	1	-
Interrogatory	IN	7	12	33	21	12
Motion for Judgment	MJ	0	7	7	0	7
Overweight	OC	1	1	2	1	1
Other	OT	1	0	1	1	-
Protective Order	PO	10	1	10	9	1
Prelim Prot Order	PP	12	0	12	12	-
Show Cause	SC	7	6	21	15	6
Unlawful Detainer	UD	62	55	80	51	29
Warrant in Debt	WD	122	127	172	124	48
Civil Total		296	221	420	307	113
Augusta Totals		1,652	2,117	2,789	1,779	1,010



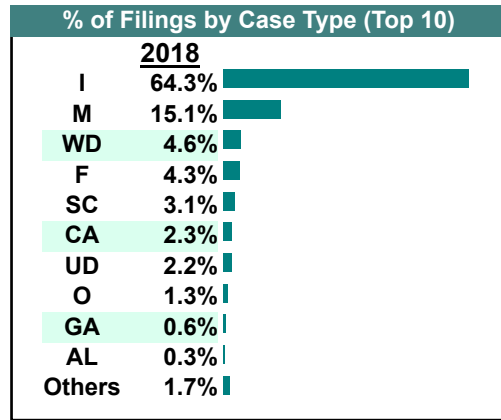
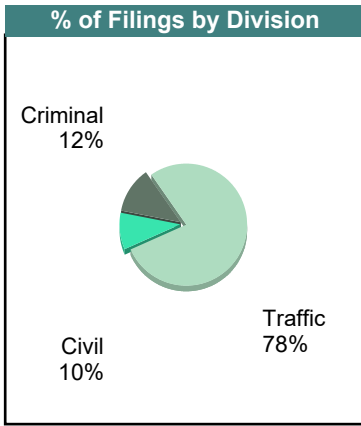
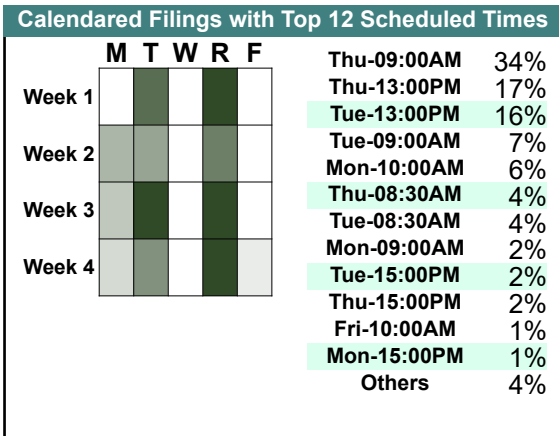
CASELOAD STATISTICS OF THE GENERAL DISTRICT COURTS

September 2018

Augusta

District: 25

		<u>Filings</u>	<u>Hearings</u>	<u>Transactions</u>	<u>Concluded</u>	<u>Cont</u>
<u>Criminal</u>						
Capias	CA	31	72	72	30	42
Civil Violation	CV	3	6	6	1	5
Felony	F	73	142	142	31	111
Misdemeanor	M	75	264	266	78	188
Other	O	0	1	1	0	1
Show Cause	SC	31	73	73	23	50
Criminal Total		213	558	560	163	397
<u>Traffic</u>						
Capias	CA	9	18	18	7	11
Civil Violation	CV	1	1	1	1	-
Felony	F	3	7	7	0	6
Infraction	I	1,126	793	1,337	1,085	252
Misdemeanor	M	189	373	373	168	205
Other	O	23	14	23	23	-
Restricted O/L	RL	1	1	1	1	-
Show Cause	SC	16	25	25	16	9
Traffic Total		1,368	1,232	1,785	1,301	483
<u>Civil</u>						
Abstract	AJ	1	0	1	1	-
Admin License	AL	6	0	6	6	-
Capias	CA	0	0	1	1	-
Counter Claim	CC	0	2	3	2	1
Detinue	DT	6	5	7	4	3
Garnishment	GA	11	0	11	11	-
Impoundment	IM	1	0	1	1	-
Interrogatory	IN	2	9	16	7	9
Motion for Judgment	MJ	1	6	6	0	6
Overweight	OC	1	0	1	1	-
Other	OT	0	1	1	0	1
Protective Order	PO	6	0	6	6	-
Prelim Prot Order	PP	6	1	7	6	1
Petition-Restore Arms	PR	1	0	2	2	-
Show Cause	SC	7	6	10	4	6
Tenants Assertion	TA	0	1	1	1	-
Unlawful Detainer	UD	39	34	65	49	16
Warrant in Debt	WD	81	87	123	86	37
Civil Total		169	152	268	188	80
Augusta Totals		1,750	1,942	2,613	1,652	960



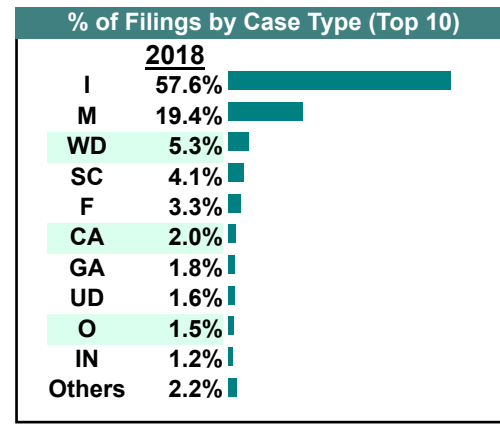
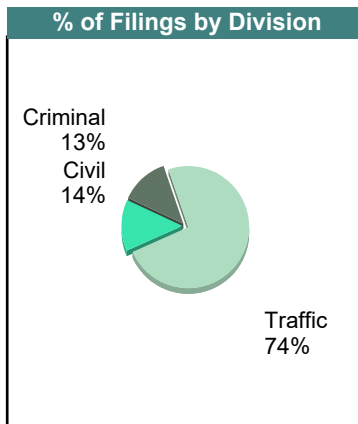
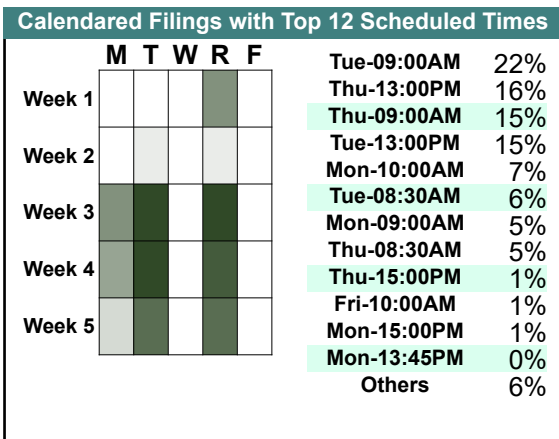
CASELOAD STATISTICS OF THE GENERAL DISTRICT COURTS

August 2018

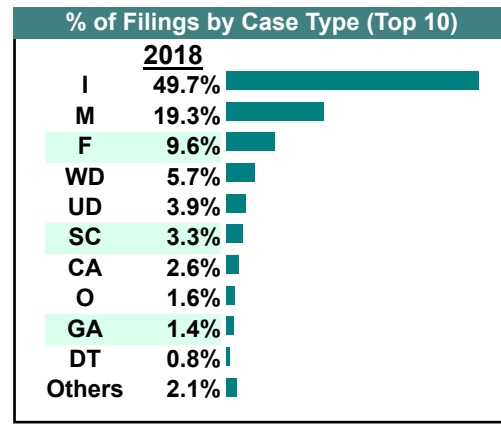
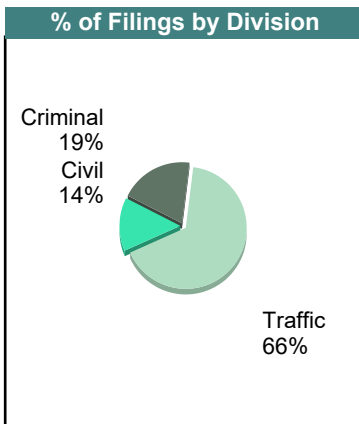
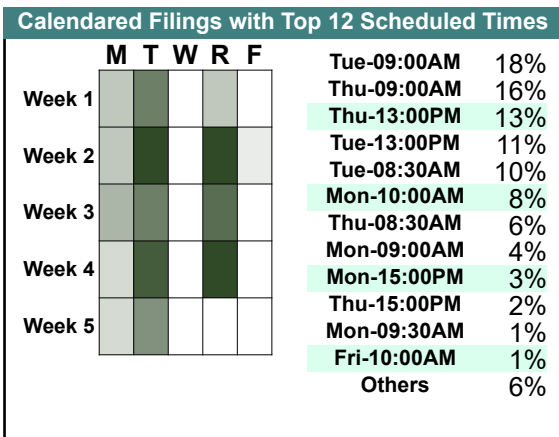
Augusta

District: 25

		<u>Filings</u>	<u>Hearings</u>	<u>Transactions</u>	<u>Concluded</u>	<u>Cont</u>
<u>Criminal</u>						
Capias	CA	13	43	43	17	26
Civil Violation	CV	2	2	2	1	1
Felony	F	45	164	164	60	104
Misdemeanor	M	109	281	287	108	179
Show Cause	SC	21	54	54	18	36
Criminal Total		190	544	550	204	346
<u>Traffic</u>						
Capias	CA	11	33	33	17	16
Civil Violation	CV	2	2	2	2	-
Felony	F	4	11	11	2	9
Infraction	I	852	637	1,074	880	194
Misdemeanor	M	178	357	357	158	199
Other	O	22	17	22	22	-
Show Cause	SC	19	29	29	16	13
Traffic Total		1,088	1,086	1,528	1,097	431
<u>Civil</u>						
Abstract	AJ	6	0	6	6	-
Admin License	AL	6	0	6	6	-
Capias	CA	5	1	6	5	1
Counter Claim	CC	0	2	2	0	2
Detinue	DT	6	8	10	5	5
Garnishment	GA	26	0	26	26	-
Interrogatory	IN	17	28	51	23	28
Motion for Judgment	MJ	0	3	3	1	2
Other	OT	0	0	1	1	-
Protective Order	PO	5	1	5	4	1
Prelim Prot Order	PP	6	0	6	6	-
Show Cause	SC	21	10	29	19	10
Unlawful Detainer	UD	24	23	37	23	14
Warrant in Debt	WD	78	90	112	67	45
Civil Total		200	166	300	192	108
Augusta Totals		1,478	1,796	2,378	1,493	885



		Filings	Hearings	Transactions	Concluded	Cont
<u>Criminal</u>						
Capias	CA	26	60	60	22	38
Civil Violation	CV	3	3	3	1	2
Felony	F	143	252	252	48	204
Misdemeanor	M	105	318	321	119	201
Show Cause	SC	25	65	65	26	39
Criminal Total		302	698	701	216	484
<u>Traffic</u>						
Capias	CA	13	34	34	15	19
Felony	F	6	13	13	1	12
Infraction	I	772	602	979	788	191
Misdemeanor	M	195	379	379	159	219
Other	O	25	25	26	25	1
Show Cause	SC	19	29	29	20	9
Traffic Total		1,030	1,082	1,460	1,008	451
<u>Civil</u>						
Abstract	AJ	5	0	5	5	-
Admin License	AL	3	0	3	3	-
Capias	CA	1	1	1	0	1
Counter Claim	CC	1	0	1	1	-
Detinue	DT	12	15	25	19	6
Garnishment	GA	22	0	22	22	-
Impoundment	IM	1	0	1	1	-
Interrogatory	IN	6	15	22	7	15
Motion for Judgment	MJ	2	5	8	3	5
Other	OT	1	4	5	1	4
Protective Order	PO	6	0	8	8	-
Prelim Prot Order	PP	5	0	5	5	-
Show Cause	SC	7	4	7	3	4
Unlawful Detainer	UD	61	47	78	48	30
Warrant in Debt	WD	88	91	121	97	24
Civil Total		221	182	312	223	89
Augusta Totals		1,553	1,962	2,473	1,447	1,024



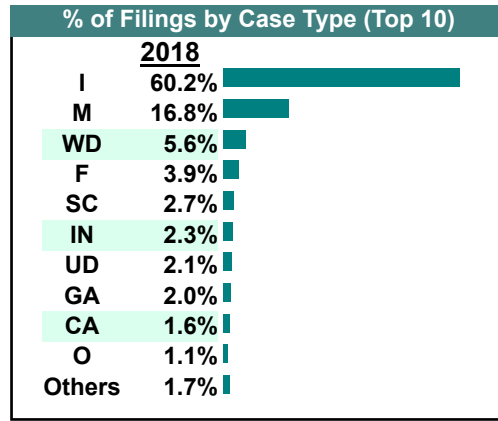
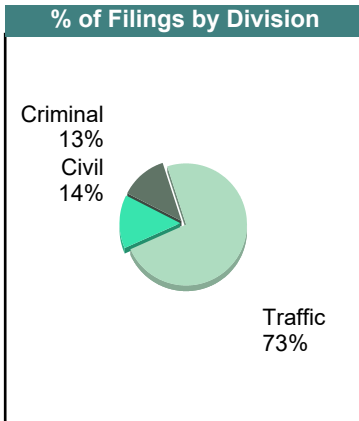
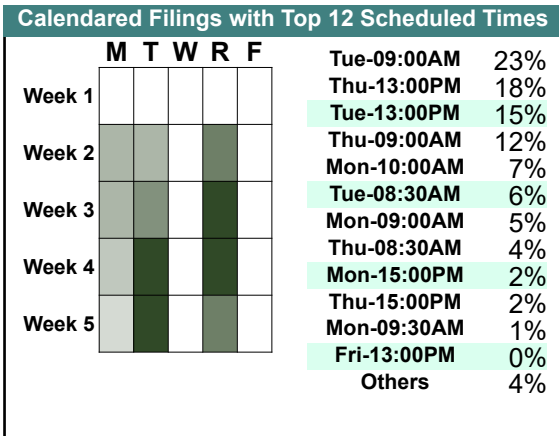
CASELOAD STATISTICS OF THE GENERAL DISTRICT COURTS

June 2018

Augusta

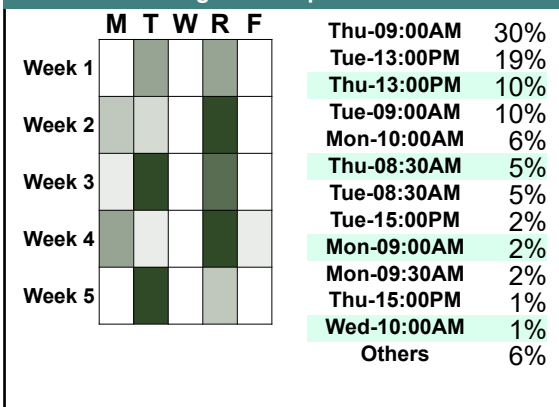
District: 25

		<u>Filings</u>	<u>Hearings</u>	<u>Transactions</u>	<u>Concluded</u>	<u>Cont</u>
<u>Criminal</u>						
Capias	CA	18	50	50	23	27
Civil Violation	CV	3	7	7	4	3
Felony	F	68	258	258	120	138
Misdemeanor	M	114	285	294	81	213
Other	O	1	1	1	0	1
Show Cause	SC	26	58	58	23	35
Criminal Total		230	659	668	251	417
<u>Traffic</u>						
Capias	CA	10	30	30	11	19
Felony	F	2	11	11	4	7
Infraction	I	1,087	822	1,375	1,131	244
Misdemeanor	M	189	394	395	193	202
Other	O	19	10	19	19	-
Restricted O/L	RL	1	1	1	1	-
Show Cause	SC	14	17	17	8	9
Traffic Total		1,322	1,285	1,848	1,367	481
<u>Civil</u>						
Abstract	AJ	4	0	4	4	-
Admin License	AL	6	0	6	6	-
Counter Claim	CC	0	1	1	0	1
Detinue	DT	11	14	16	9	7
Garnishment	GA	36	1	37	36	1
Interrogatory	IN	42	35	57	22	34
Motion for Judgment	MJ	0	0	1	1	-
Other	OT	1	2	2	0	2
Protective Order	PO	1	1	4	3	1
Prelim Prot Order	PP	2	0	2	2	-
Petition-Restore Arms	PR	1	1	2	1	1
Show Cause	SC	9	5	9	4	5
Tenants Assertion	TA	1	2	2	0	2
Unlawful Detainer	UD	38	31	62	49	13
Warrant in Debt	WD	102	103	136	105	31
Civil Total		254	196	341	242	98
Augusta Totals		1,806	2,140	2,857	1,860	996

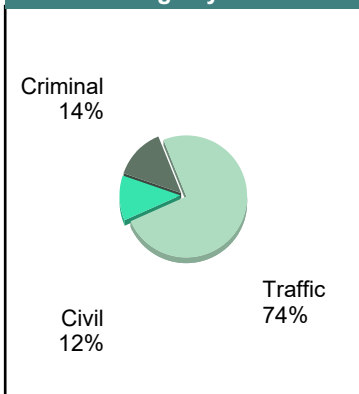


		Filings	Hearings	Transactions	Concluded	Cont
<u>Criminal</u>						
Capias	CA	15	45	45	19	26
Civil Violation	CV	2	4	4	1	3
Felony	F	84	252	252	97	155
Misdemeanor	M	99	411	413	174	239
Show Cause	SC	33	62	62	30	32
Criminal Total		233	774	776	321	455
<u>Traffic</u>						
Capias	CA	9	22	22	12	10
Felony	F	6	15	15	3	12
Infraction	I	1,043	759	1,246	939	307
Misdemeanor	M	168	359	360	173	187
Other	O	27	25	27	27	-
Show Cause	SC	16	19	19	17	2
Traffic Total		1,269	1,199	1,689	1,171	518
<u>Civil</u>						
Abstract	AJ	15	0	15	15	-
Admin License	AL	6	0	6	6	-
Counter Claim	CC	0	2	2	0	2
Detinue	DT	5	4	7	4	3
Garnishment	GA	24	0	24	24	-
Interrogatory	IN	9	8	13	5	8
Motion for Judgment	MJ	0	2	2	0	2
Other	OT	1	0	2	2	-
Protective Order	PO	3	2	6	4	2
Prelim Prot Order	PP	8	0	8	8	-
Petition-Restore Arms	PR	1	0	2	2	-
Show Cause	SC	1	0	1	1	-
Unlawful Detainer	UD	22	21	36	23	13
Warrant in Debt	WD	108	106	138	103	35
Civil Total		203	145	262	197	65
Augusta Totals		1,705	2,118	2,727	1,689	1,038

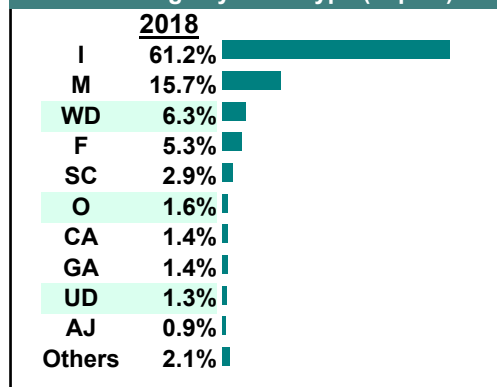
Calendared Filings with Top 12 Scheduled Times



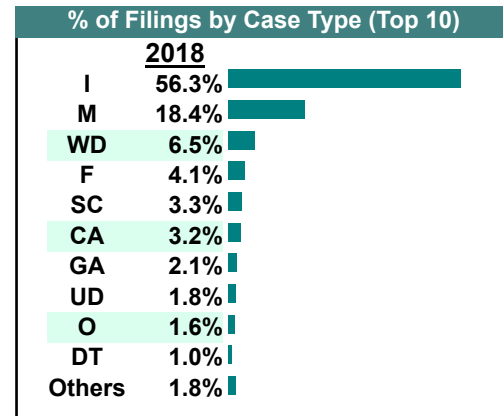
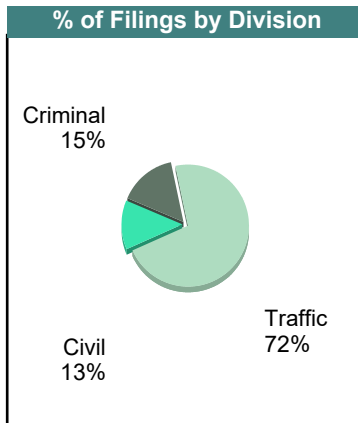
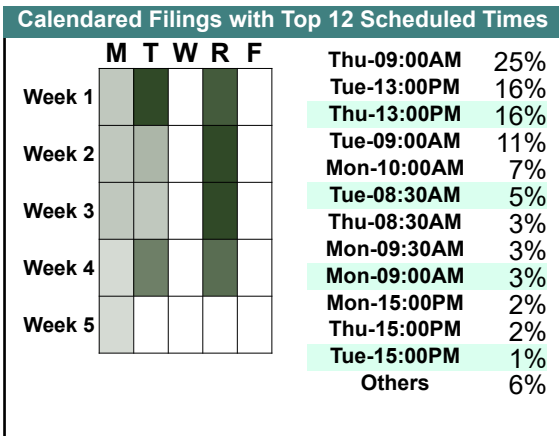
% of Filings by Division



% of Filings by Case Type (Top 10)



		Filings	Hearings	Transactions	Concluded	Cont
<u>Criminal</u>						
Capias	CA	32	67	67	23	44
Civil Violation	CV	2	5	5	3	2
Felony	F	57	256	256	113	143
Misdemeanor	M	90	294	297	95	202
Other	O	0	1	1	1	-
Show Cause	SC	36	76	76	27	49
Criminal Total		217	699	702	262	440
<u>Traffic</u>						
Capias	CA	13	20	20	5	15
Felony	F	1	15	15	5	10
Infraction	I	801	602	996	806	190
Misdemeanor	M	172	351	351	189	162
Other	O	23	19	23	23	-
Show Cause	SC	11	15	15	11	4
Traffic Total		1,021	1,022	1,420	1,039	381
<u>Civil</u>						
Admin License	AL	4	0	4	4	-
Counter Claim	CC	1	1	1	0	1
Detinue	DT	14	12	20	12	8
Garnishment	GA	30	0	31	31	-
Impoundment	IM	1	0	1	1	-
Interrogatory	IN	4	12	20	8	12
Motion for Judgment	MJ	6	6	8	2	6
Other	OT	1	1	2	1	1
Protective Order	PO	3	1	6	5	1
Prelim Prot Order	PP	2	0	2	2	-
Petition-Restore Arms	PR	1	1	2	1	1
Unlawful Detainer	UD	26	38	53	28	25
Warrant in Debt	WD	92	142	183	137	46
Civil Total		185	214	333	232	101
Augusta Totals		1,423	1,935	2,455	1,533	922



CASELOAD STATISTICS OF THE GENERAL DISTRICT COURTS

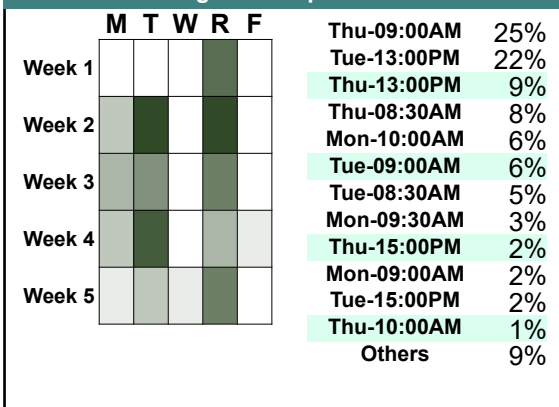
March 2018

Augusta

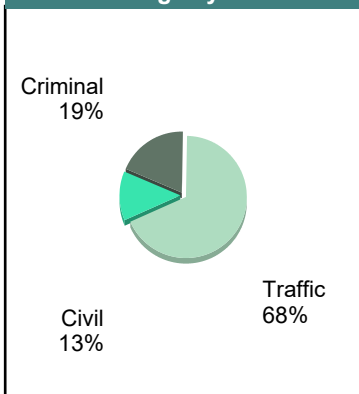
District: 25

		<u>Filings</u>	<u>Hearings</u>	<u>Transactions</u>	<u>Concluded</u>	<u>Cont</u>
<u>Criminal</u>						
Capias	CA	31	71	71	28	43
Civil Violation	CV	2	5	5	3	2
Felony	F	89	228	228	47	181
Misdemeanor	M	152	438	444	153	291
Show Cause	SC	36	66	66	36	30
Criminal Total		310	808	814	267	547
<u>Traffic</u>						
Capias	CA	18	40	40	19	21
Felony	F	4	12	12	4	8
Infraction	I	862	627	1,076	851	225
Misdemeanor	M	189	397	397	168	229
Other	O	20	18	21	21	-
Show Cause	SC	18	28	28	22	6
Traffic Total		1,111	1,122	1,574	1,085	489
<u>Civil</u>						
Admin License	AL	4	0	4	4	-
Counter Claim	CC	0	2	2	0	2
Detinue	DT	4	7	15	8	7
Garnishment	GA	25	2	27	25	2
Impoundment	IM	4	0	4	4	-
Interrogatory	IN	24	17	26	9	17
Motion for Judgment	MJ	1	3	3	0	3
Other	OT	3	3	4	1	3
Protective Order	PO	6	3	8	5	3
Prelim Prot Order	PP	18	1	19	18	1
Petition-Restore Arms	PR	1	1	1	0	1
Show Cause	SC	1	0	3	3	-
Unlawful Detainer	UD	37	46	71	41	30
Warrant in Debt	WD	85	108	130	53	77
Civil Total		213	193	317	171	146
Augusta Totals		1,634	2,123	2,705	1,523	1,182

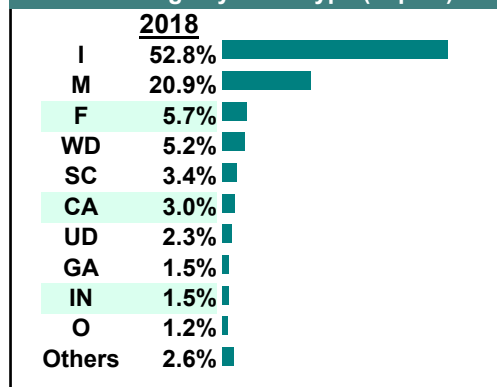
Calendared Filings with Top 12 Scheduled Times



% of Filings by Division



% of Filings by Case Type (Top 10)



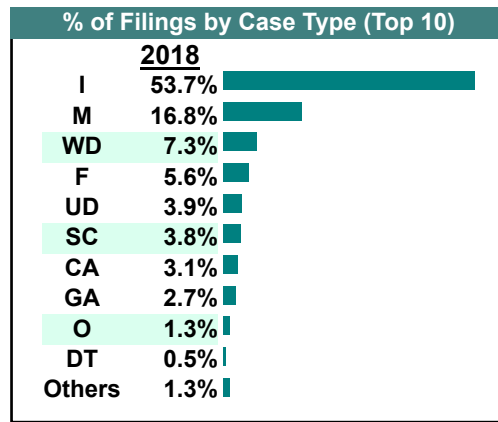
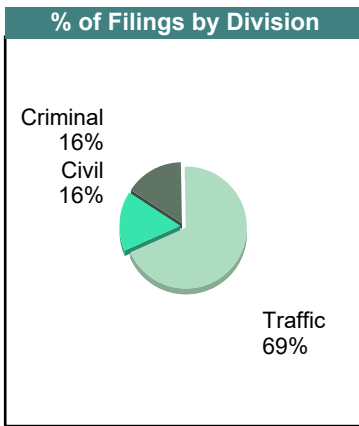
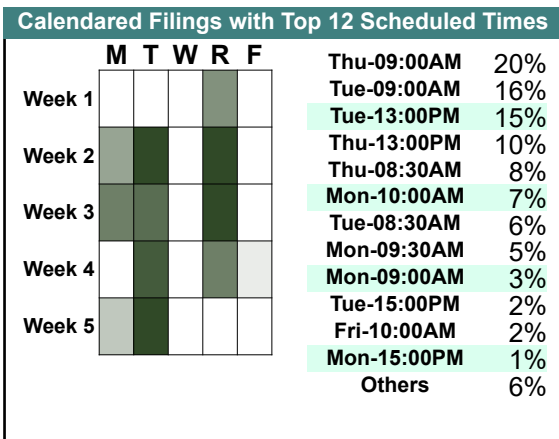
CASELOAD STATISTICS OF THE GENERAL DISTRICT COURTS

February 2018

Augusta

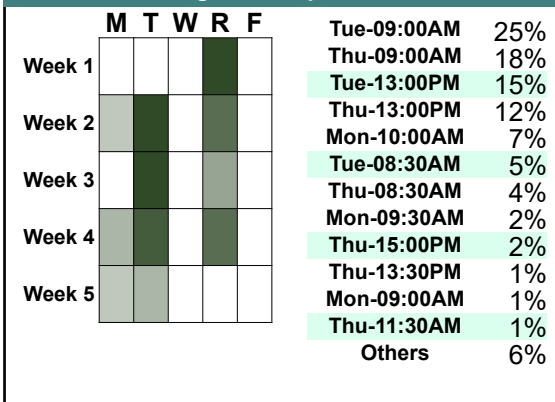
District: 25

		<u>Filings</u>	<u>Hearings</u>	<u>Transactions</u>	<u>Concluded</u>	<u>Cont</u>
<u>Criminal</u>						
Capias	CA	25	65	65	31	34
Civil Violation	CV	3	7	7	4	3
Felony	F	78	252	252	98	154
Misdemeanor	M	95	325	328	94	234
Show Cause	SC	24	64	64	21	43
Criminal Total		225	713	716	248	468
<u>Traffic</u>						
Capias	CA	20	31	31	17	14
Felony	F	2	19	19	10	9
Infraction	I	769	624	1,003	786	217
Misdemeanor	M	145	380	381	168	213
Other	O	19	16	19	18	1
Restricted O/L	RL	1	1	1	1	-
Show Cause	SC	26	30	30	24	6
Traffic Total		982	1,101	1,484	1,024	460
<u>Civil</u>						
Admin License	AL	3	0	3	3	-
Counter Claim	CC	0	0	1	1	-
Detinue	DT	7	8	13	9	4
Garnishment	GA	38	1	38	37	1
Impoundment	IM	2	0	2	2	-
Interrogatory	IN	3	5	14	9	5
Motion for Judgment	MJ	1	2	3	1	2
Other	OT	1	0	1	1	-
Protective Order	PO	3	1	6	5	1
Prelim Prot Order	PP	2	0	2	2	-
Petition-Restore Arms	PR	0	1	1	0	1
Show Cause	SC	5	2	5	3	2
Unlawful Detainer	UD	56	43	75	54	21
Warrant in Debt	WD	104	109	149	110	39
Civil Total		225	172	313	237	76
Augusta Totals		1,432	1,986	2,513	1,509	1,004

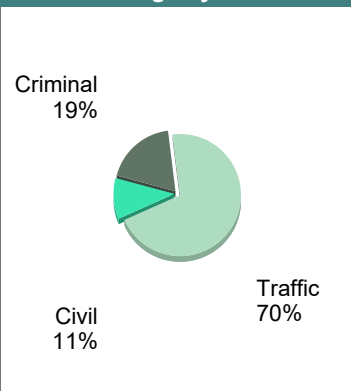


		Filings	Hearings	Transactions	Concluded	Cont
<u>Criminal</u>						
Capias	CA	20	39	39	17	22
Civil Violation	CV	4	6	6	1	5
Felony	F	86	242	242	79	163
Misdemeanor	M	172	372	382	151	231
Show Cause	SC	27	47	47	23	24
Criminal Total		309	706	716	271	445
<u>Traffic</u>						
Capias	CA	14	28	28	15	13
Felony	F	2	10	10	4	6
Infraction	I	929	690	1,140	937	203
Misdemeanor	M	165	370	371	151	220
Other	O	14	10	14	14	-
Show Cause	SC	13	19	19	15	4
Traffic Total		1,137	1,127	1,582	1,136	446
<u>Civil</u>						
Abstract	AJ	2	0	2	2	-
Admin License	AL	4	0	4	4	-
Counter Claim	CC	1	1	1	0	1
Detinue	DT	17	13	19	10	9
Garnishment	GA	18	0	19	19	-
Impoundment	IM	3	0	3	3	-
Interrogatory	IN	12	5	15	10	5
Motion for Judgment	MJ	2	3	4	1	3
Protective Order	PO	1	1	1	0	1
Prelim Prot Order	PP	4	0	4	4	-
Show Cause	SC	0	0	2	2	-
Unlawful Detainer	UD	41	50	72	48	24
Warrant in Debt	WD	70	78	95	56	39
Civil Total		175	151	241	159	82
Augusta Totals		1,621	1,984	2,539	1,566	973

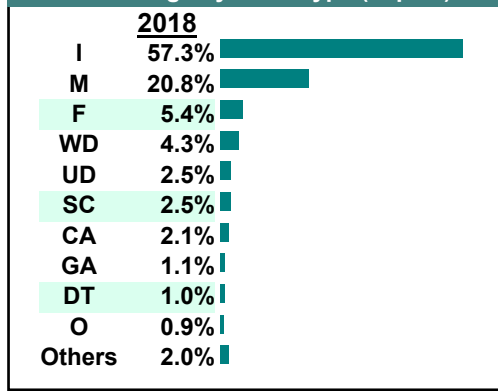
Calendared Filings with Top 12 Scheduled Times



% of Filings by Division



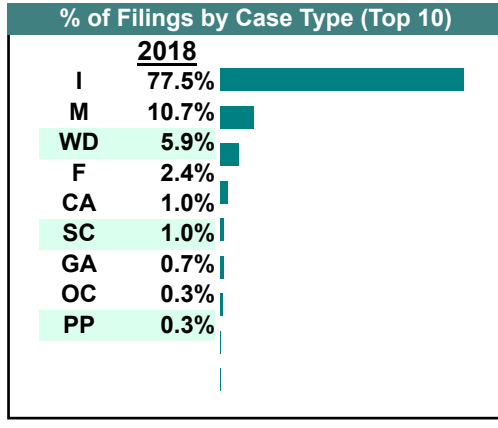
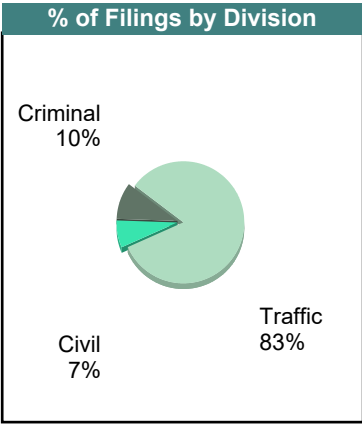
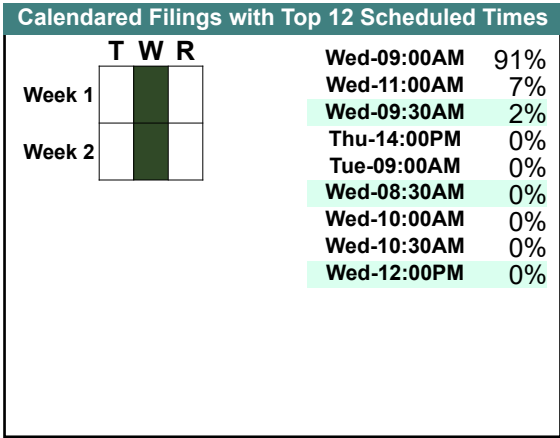
% of Filings by Case Type (Top 10)



CASELOAD STATISTICS OF THE GENERAL DISTRICT COURTS

December 2018

		<u>Filings</u>	<u>Hearings</u>	<u>Transactions</u>	<u>Concluded</u>	<u>Cont</u>
<u>Criminal</u>						
Capias	CA	1	3	3	1	2
Felony	F	7	11	11	1	10
Misdemeanor	M	17	18	28	17	11
Show Cause	SC	3	7	7	2	5
Criminal Total		28	39	49	21	28
<u>Traffic</u>						
Capias	CA	2	4	4	0	4
Infraction	I	224	145	252	205	47
Misdemeanor	M	14	27	27	10	17
Traffic Total		240	176	283	215	68
<u>Civil</u>						
Garnishment	GA	2	2	4	2	2
Overweight	OC	1	0	1	1	-
Prelim Prot Order	PP	1	0	1	1	-
Warrant in Debt	WD	17	13	39	35	4
Civil Total		21	15	45	39	6
Bath Totals		289	230	377	275	102




CASELOAD STATISTICS OF THE GENERAL DISTRICT COURTS

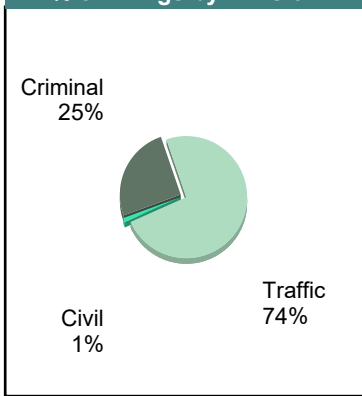
November 2018

		<u>Filings</u>	<u>Hearings</u>	<u>Transactions</u>	<u>Concluded</u>	<u>Cont</u>
<u>Criminal</u>						
Felony	F	14	14	14	0	14
Misdemeanor	M	8	13	13	3	10
Criminal Total		22	27	27	3	24
<u>Traffic</u>						
Infraction	I	59	46	76	61	15
Misdemeanor	M	5	11	11	6	5
Traffic Total		64	57	87	67	20
<u>Civil</u>						
Warrant in Debt	WD	1	2	2	1	1
Civil Total		1	2	2	1	1
Bath Totals		87	86	116	71	45

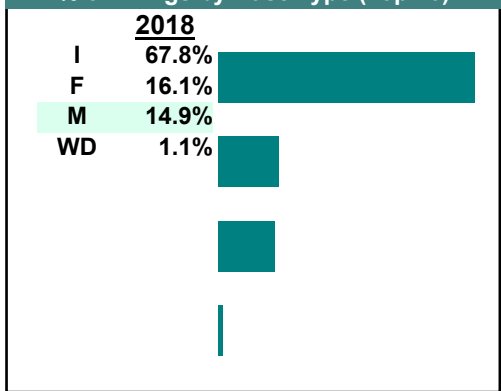
Calendared Filings with Top 12 Scheduled Times



% of Filings by Division



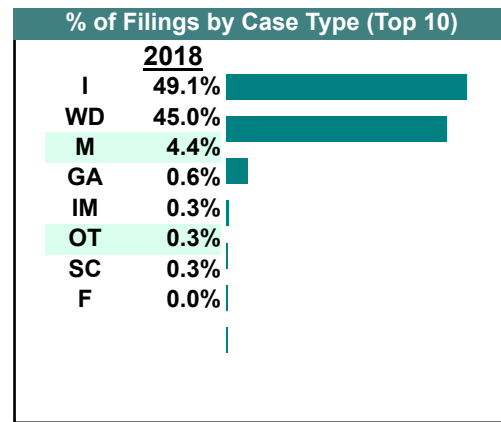
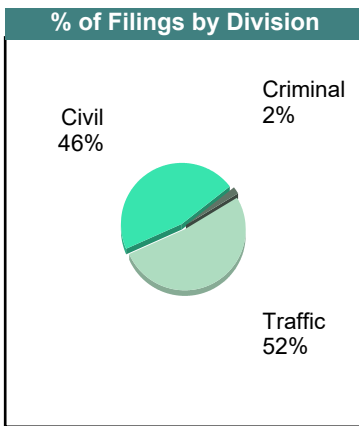
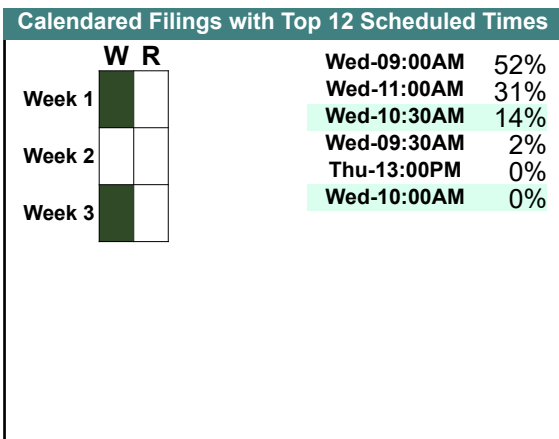
% of Filings by Case Type (Top 10)



CASELOAD STATISTICS OF THE GENERAL DISTRICT COURTS

October 2018

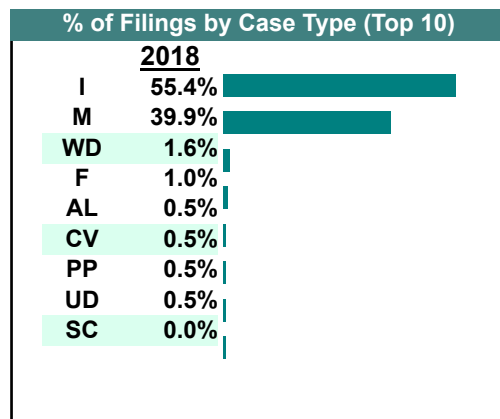
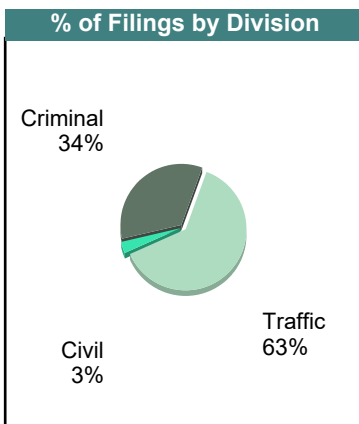
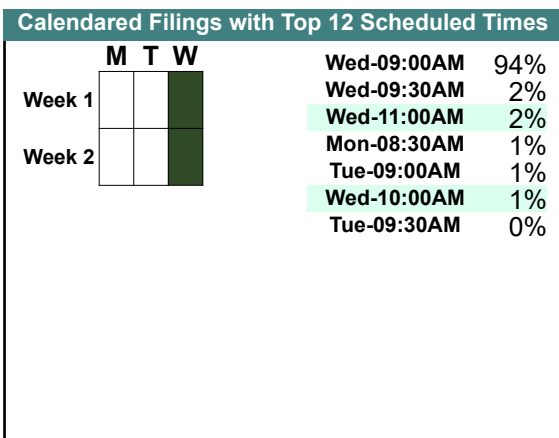
		<u>Filings</u>	<u>Hearings</u>	<u>Transactions</u>	<u>Concluded</u>	<u>Cont</u>
<u>Criminal</u>						
Felony	F	0	5	5	3	2
Misdemeanor	M	5	17	18	10	8
Show Cause	SC	1	2	2	1	1
Criminal Total		6	24	25	14	11
<u>Traffic</u>						
Infraction	I	166	103	181	148	33
Misdemeanor	M	10	18	18	10	8
Traffic Total		176	121	199	158	41
<u>Civil</u>						
Garnishment	GA	2	2	2	0	2
Impoundment	IM	1	0	1	1	-
Other	OT	1	0	1	1	-
Warrant in Debt	WD	152	109	155	133	22
Civil Total		156	111	159	135	24
Bath Totals		338	256	383	307	76



CASELOAD STATISTICS OF THE GENERAL DISTRICT COURTS

September 2018

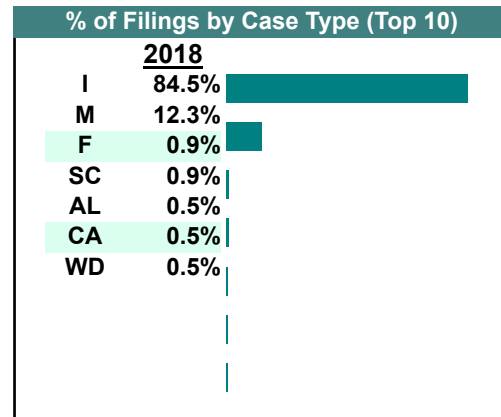
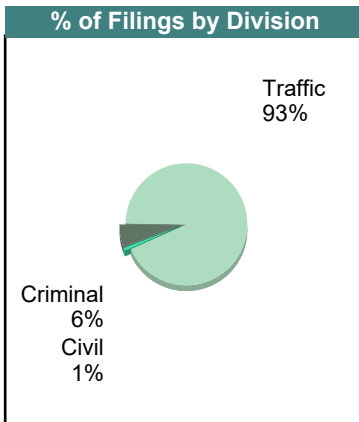
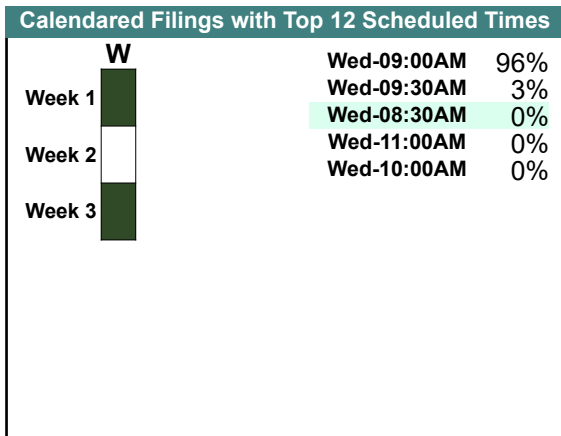
		<u>Filings</u>	<u>Hearings</u>	<u>Transactions</u>	<u>Concluded</u>	<u>Cont</u>
<u>Criminal</u>						
Civil Violation	CV	1	1	1	1	-
Felony	F	2	6	6	4	2
Misdemeanor	M	63	45	69	56	13
Show Cause	SC	0	2	2	0	2
Criminal Total		66	54	78	61	17
<u>Traffic</u>						
Infraction	I	107	74	127	114	13
Misdemeanor	M	14	21	21	13	8
Traffic Total		121	95	148	127	21
<u>Civil</u>						
Admin License	AL	1	0	1	1	-
Prelim Prot Order	PP	1	0	1	1	-
Unlawful Detainer	UD	1	0	1	1	-
Warrant in Debt	WD	3	2	8	8	-
Civil Total		6	2	11	11	0
Bath Totals		193	151	237	199	38



CASELOAD STATISTICS OF THE GENERAL DISTRICT COURTS

August 2018

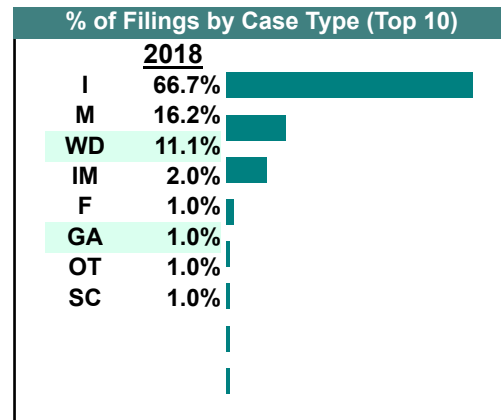
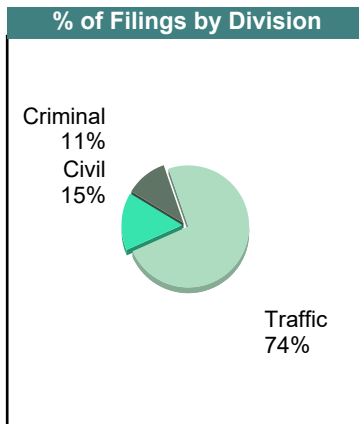
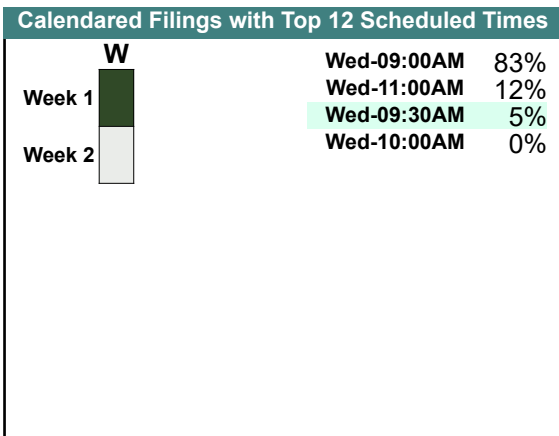
		<u>Filings</u>	<u>Hearings</u>	<u>Transactions</u>	<u>Concluded</u>	<u>Cont</u>
<u>Criminal</u>						
Felony	F	2	6	6	0	6
Misdemeanor	M	9	14	15	9	6
Show Cause	SC	2	2	2	0	2
Criminal Total		13	22	23	9	14
<u>Traffic</u>						
Capias	CA	1	1	1	1	-
Infraction	I	185	134	242	219	23
Misdemeanor	M	18	31	31	19	12
Traffic Total		204	166	274	239	35
<u>Civil</u>						
Admin License	AL	1	0	1	1	-
Warrant in Debt	WD	1	9	14	12	2
Civil Total		2	9	15	13	2
Bath Totals		219	197	312	261	51



CASELOAD STATISTICS OF THE GENERAL DISTRICT COURTS

July 2018

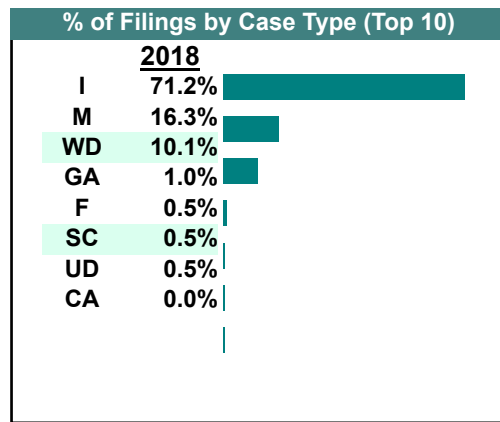
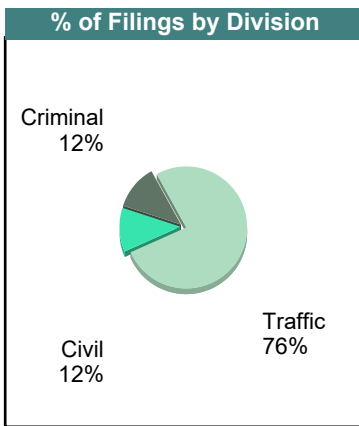
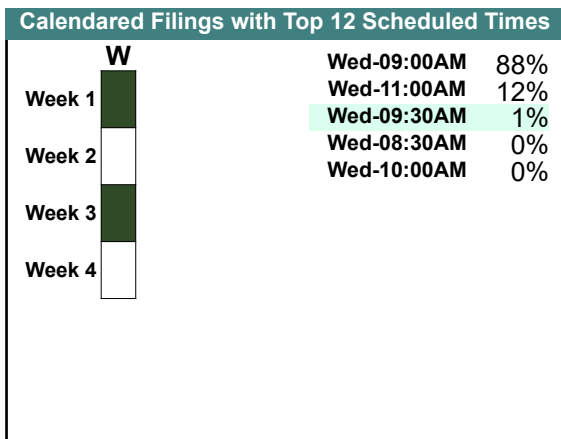
		<u>Filings</u>	<u>Hearings</u>	<u>Transactions</u>	<u>Concluded</u>	<u>Cont</u>
<u>Criminal</u>						
Felony	F	1	2	2	0	2
Misdemeanor	M	10	10	12	9	3
Show Cause	SC	0	1	1	1	-
Criminal Total		11	13	15	10	5
<u>Traffic</u>						
Infraction	I	66	57	86	67	18
Misdemeanor	M	6	14	14	7	7
Show Cause	SC	1	1	1	1	-
Traffic Total		73	72	101	75	25
<u>Civil</u>						
Garnishment	GA	1	0	2	2	-
Impoundment	IM	2	0	2	2	-
Other	OT	1	0	1	1	-
Warrant in Debt	WD	11	19	23	11	10
Civil Total		15	19	28	16	10
Bath Totals		99	104	144	101	40



CASELOAD STATISTICS OF THE GENERAL DISTRICT COURTS

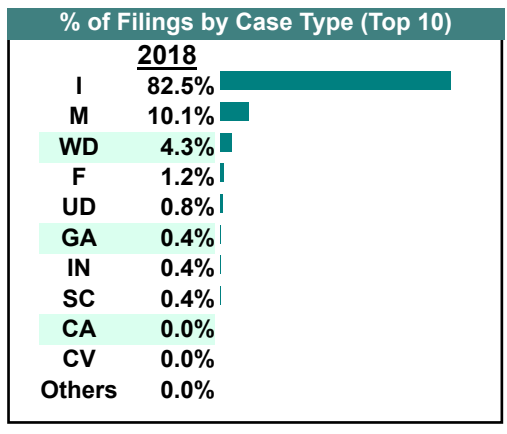
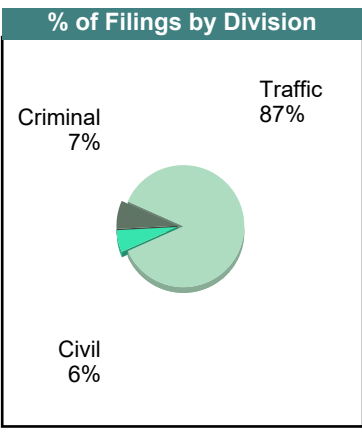

June 2018

		<u>Filings</u>	<u>Hearings</u>	<u>Transactions</u>	<u>Concluded</u>	<u>Cont</u>
<u>Criminal</u>						
Capias	CA	0	2	2	0	2
Felony	F	1	3	3	1	2
Misdemeanor	M	23	19	23	21	2
Show Cause	SC	1	3	3	0	3
Criminal Total		25	27	31	22	9
<u>Traffic</u>						
Infraction	I	148	110	174	132	42
Misdemeanor	M	11	15	15	7	8
Traffic Total		159	125	189	139	50
<u>Civil</u>						
Garnishment	GA	2	1	2	1	1
Unlawful Detainer	UD	1	1	2	2	-
Warrant in Debt	WD	21	21	25	15	10
Civil Total		24	23	29	18	11
Bath Totals		208	175	249	179	70



May 2018

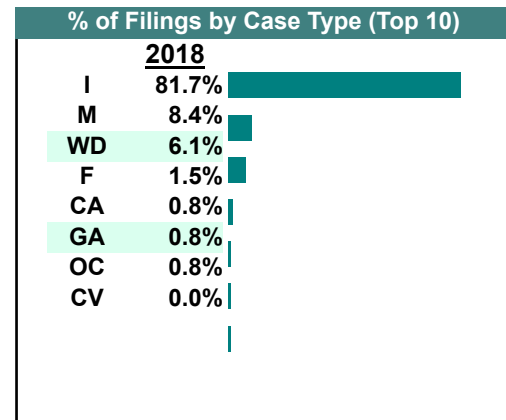
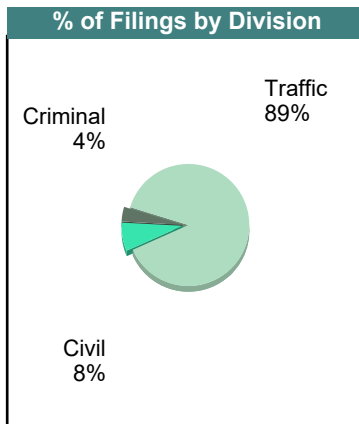
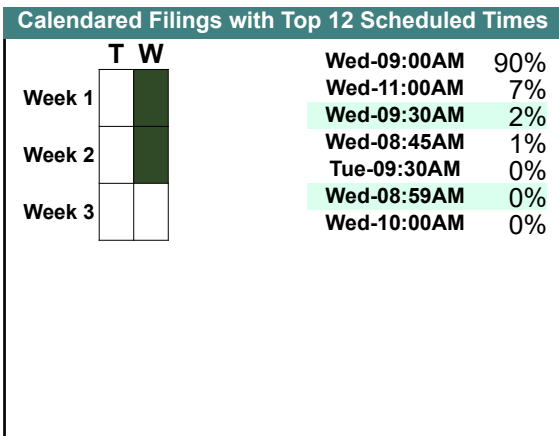
		<u>Filings</u>	<u>Hearings</u>	<u>Transactions</u>	<u>Concluded</u>	<u>Cont</u>
<u>Criminal</u>						
Capias	CA	0	1	1	1	-
Civil Violation	CV	0	1	1	1	-
Felony	F	3	3	3	0	3
Misdemeanor	M	15	31	36	34	2
Show Cause	SC	1	1	1	0	1
Criminal Total		19	37	42	36	6
<u>Traffic</u>						
Capias	CA	0	1	1	0	1
Infraction	I	212	143	239	200	39
Misdemeanor	M	11	24	24	14	10
Traffic Total		223	168	264	214	50
<u>Civil</u>						
Garnishment	GA	1	0	1	1	-
Interrogatory	IN	1	0	1	1	-
Overweight	OC	0	0	1	1	-
Unlawful Detainer	UD	2	1	2	1	1
Warrant in Debt	WD	11	16	16	7	9
Civil Total		15	17	21	11	10
Bath Totals		257	222	327	261	66



CASELOAD STATISTICS OF THE GENERAL DISTRICT COURTS

April 2018

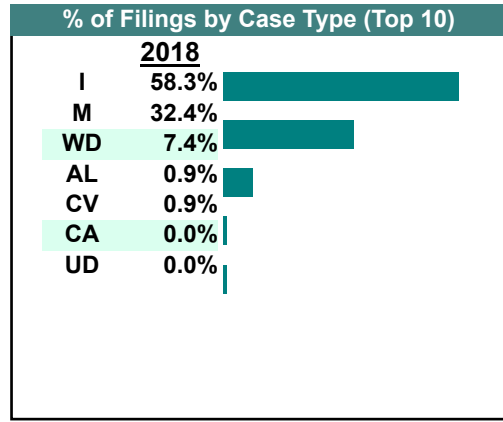
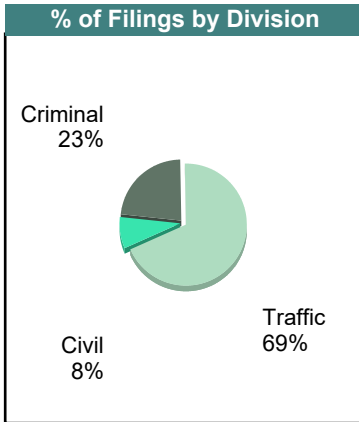
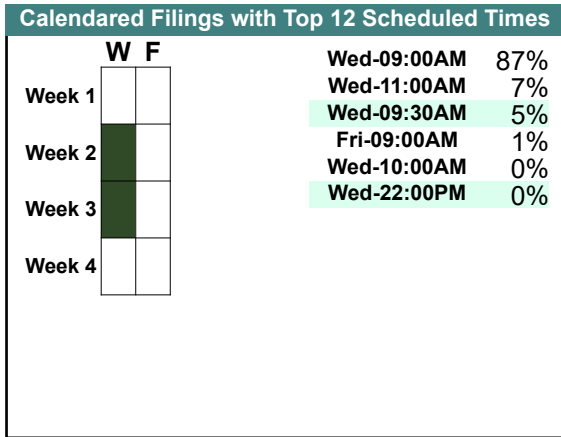
		<u>Filings</u>	<u>Hearings</u>	<u>Transactions</u>	<u>Concluded</u>	<u>Cont</u>
<u>Criminal</u>						
Capias	CA	0	1	1	0	1
Civil Violation	CV	0	1	1	0	1
Felony	F	2	4	4	2	2
Misdemeanor	M	3	29	29	16	13
Criminal Total		5	35	35	18	17
<u>Traffic</u>						
Capias	CA	1	2	2	2	-
Infraction	I	107	95	162	141	21
Misdemeanor	M	8	22	22	11	11
Traffic Total		116	119	186	154	32
<u>Civil</u>						
Garnishment	GA	1	0	1	1	-
Overweight	OC	1	1	1	0	1
Warrant in Debt	WD	8	15	22	15	7
Civil Total		10	16	24	16	8
Bath Totals		131	170	245	188	57



CASELOAD STATISTICS OF THE GENERAL DISTRICT COURTS

March 2018

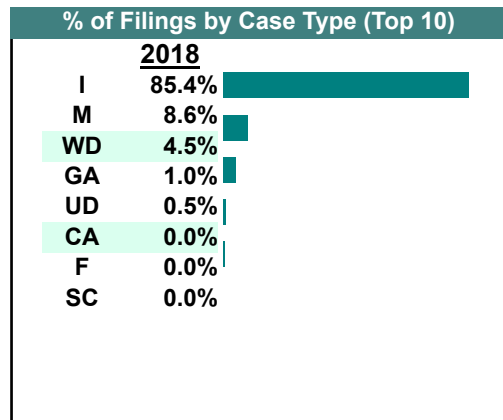
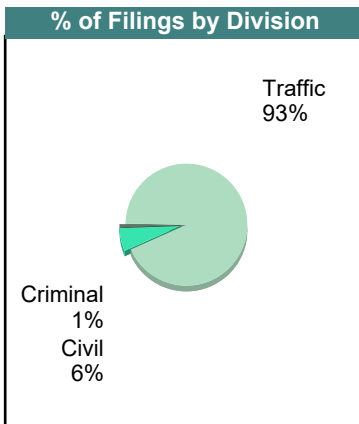
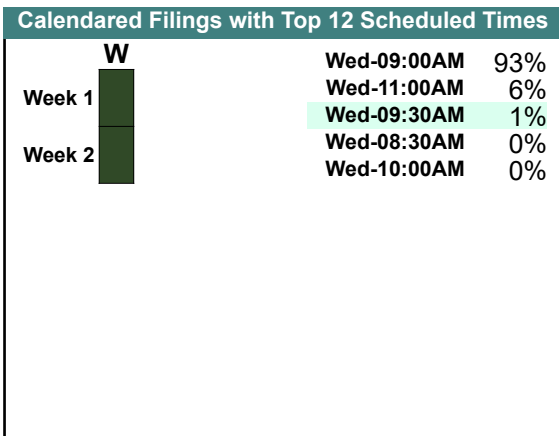
		<u>Filings</u>	<u>Hearings</u>	<u>Transactions</u>	<u>Concluded</u>	<u>Cont</u>
<u>Criminal</u>						
Civil Violation	CV	1	1	1	0	1
Misdemeanor	M	24	27	30	6	24
Criminal Total		25	28	31	6	25
<u>Traffic</u>						
Capias	CA	0	1	1	0	1
Infraction	I	63	65	100	69	31
Misdemeanor	M	11	16	16	9	7
Traffic Total		74	82	117	78	39
<u>Civil</u>						
Admin License	AL	1	0	1	1	-
Unlawful Detainer	UD	0	0	1	1	-
Warrant in Debt	WD	8	15	15	0	15
Civil Total		9	15	17	2	15
Bath Totals		108	125	165	86	79



CASELOAD STATISTICS OF THE GENERAL DISTRICT COURTS

February 2018

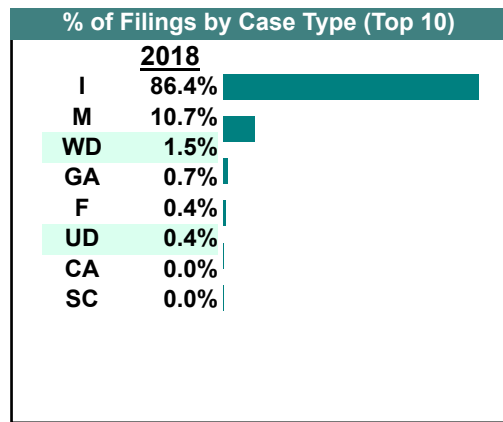
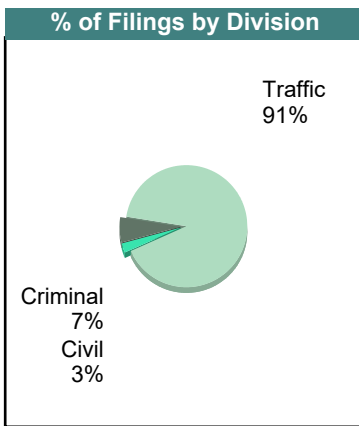
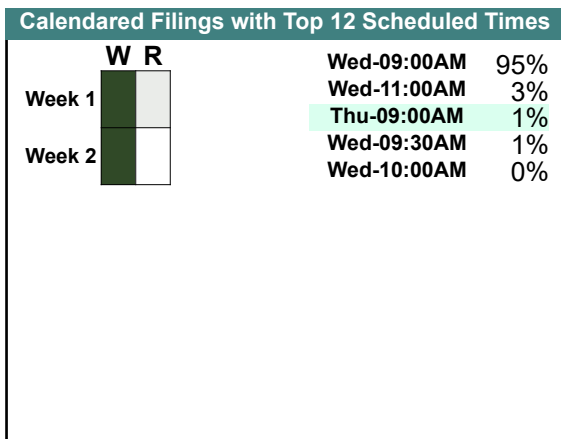
		<u>Filings</u>	<u>Hearings</u>	<u>Transactions</u>	<u>Concluded</u>	<u>Cont</u>
<u>Criminal</u>						
Capias	CA	0	3	3	0	3
Felony	F	0	1	1	0	1
Misdemeanor	M	2	19	19	3	16
Show Cause	SC	0	3	3	1	2
Criminal Total		2	26	26	4	22
<u>Traffic</u>						
Capias	CA	0	1	1	0	1
Infraction	I	169	128	188	128	60
Misdemeanor	M	15	23	23	9	14
Traffic Total		184	152	212	137	75
<u>Civil</u>						
Garnishment	GA	2	0	2	2	-
Unlawful Detainer	UD	1	1	1	0	1
Warrant in Debt	WD	9	6	9	5	4
Civil Total		12	7	12	7	5
Bath Totals		198	185	250	148	102



CASELOAD STATISTICS OF THE GENERAL DISTRICT COURTS

January 2018

		<u>Filings</u>	<u>Hearings</u>	<u>Transactions</u>	<u>Concluded</u>	<u>Cont</u>
<u>Criminal</u>						
Felony	F	1	1	1	0	1
Misdemeanor	M	17	12	19	14	5
Show Cause	SC	0	1	1	0	1
Criminal Total		18	14	21	14	7
<u>Traffic</u>						
Capias	CA	0	1	1	0	1
Infraction	I	235	136	251	221	30
Misdemeanor	M	12	15	15	9	6
Traffic Total		247	152	267	230	37
<u>Civil</u>						
Garnishment	GA	2	0	2	2	-
Unlawful Detainer	UD	1	1	1	1	-
Warrant in Debt	WD	4	8	8	4	4
Civil Total		7	9	11	7	4
Bath Totals		272	175	299	251	48



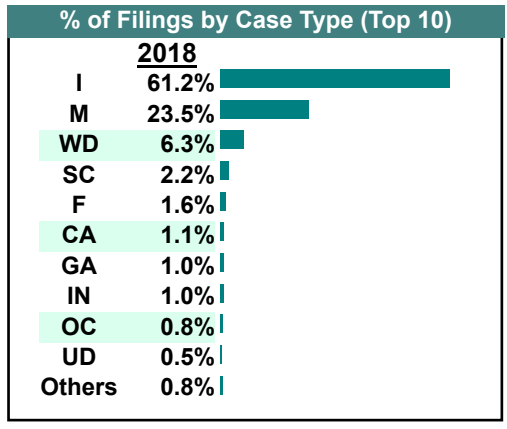
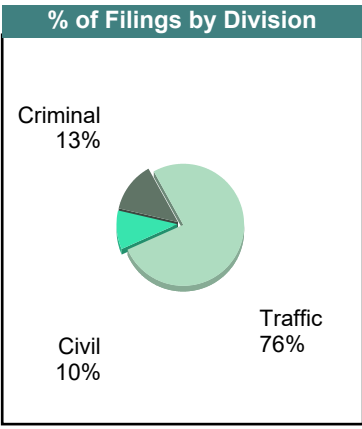
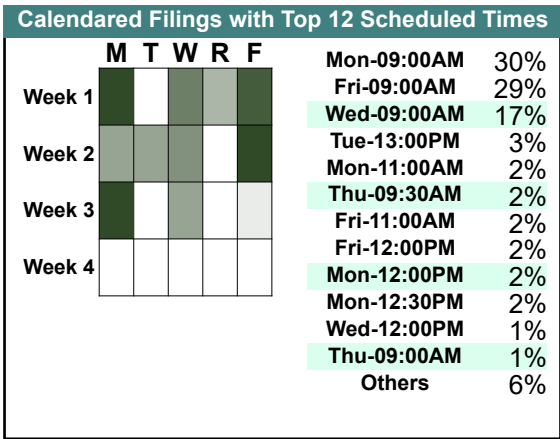
CASELOAD STATISTICS OF THE GENERAL DISTRICT COURTS

December 2018

Botetourt

District: 25

		<u>Filings</u>	<u>Hearings</u>	<u>Transactions</u>	<u>Concluded</u>	<u>Cont</u>
<u>Criminal</u>						
Capias	CA	11	30	30	13	16
Civil Violation	CV	0	5	5	2	3
Felony	F	15	46	47	15	31
Misdemeanor	M	85	195	198	74	121
Show Cause	SC	22	36	36	12	23
Criminal Total		133	312	316	116	194
<u>Traffic</u>						
Felony	F	1	2	2	0	2
Infraction	I	614	485	759	596	158
Misdemeanor	M	151	313	313	140	170
Show Cause	SC	0	1	1	0	1
Traffic Total		766	801	1,075	736	331
<u>Civil</u>						
Admin License	AL	1	0	1	1	-
Detinue	DT	1	1	1	0	1
Garnishment	GA	10	8	19	11	8
Impoundment	IM	1	0	1	1	-
Interrogatory	IN	10	7	15	8	5
Overweight	OC	8	4	12	8	4
Other	OT	1	0	1	1	-
Protective Order	PO	2	1	4	3	1
Prelim Prot Order	PP	2	0	2	2	-
Unlawful Detainer	UD	5	7	7	3	4
Warrant in Debt	WD	63	66	84	61	22
Civil Total		104	94	147	99	45
Botetourt Totals		1,003	1,207	1,538	951	570



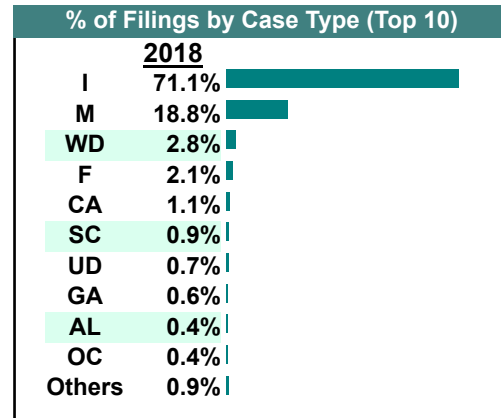
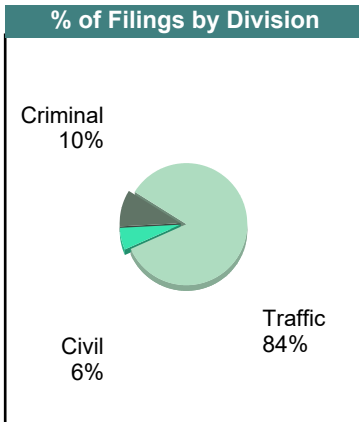
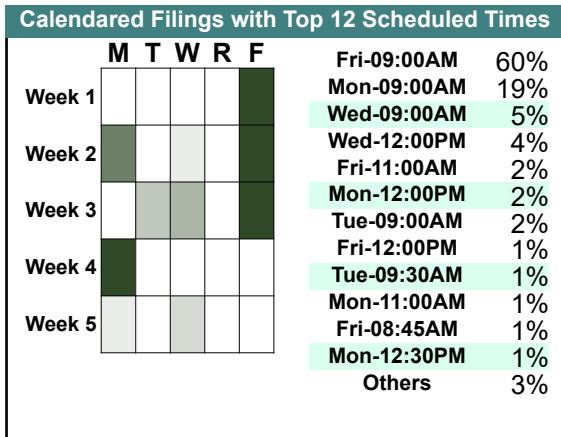
CASELOAD STATISTICS OF THE GENERAL DISTRICT COURTS

November 2018

Botetourt

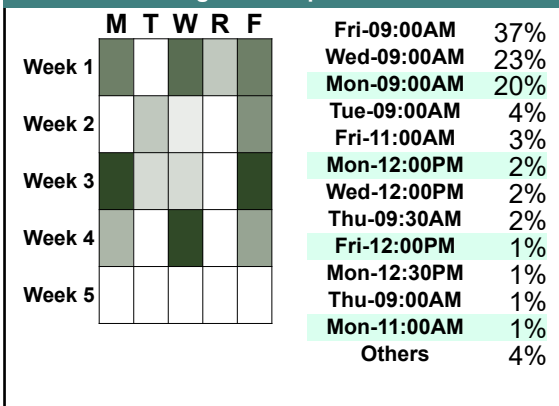
District: 25

		<u>Filings</u>	<u>Hearings</u>	<u>Transactions</u>	<u>Concluded</u>	<u>Cont</u>
<u>Criminal</u>						
Capias	CA	12	20	20	6	14
Civil Violation	CV	2	2	2	0	2
Felony	F	21	49	52	19	32
Misdemeanor	M	66	174	175	81	92
Show Cause	SC	8	36	36	16	18
Criminal Total		109	281	285	122	158
<u>Traffic</u>						
Felony	F	3	4	5	2	3
Infraction	I	801	547	945	790	154
Misdemeanor	M	146	305	306	143	163
Show Cause	SC	1	2	2	0	1
Traffic Total		951	858	1,258	935	321
<u>Civil</u>						
Admin License	AL	5	0	5	5	-
Garnishment	GA	7	4	11	7	4
Impoundment	IM	1	0	1	1	-
Interrogatory	IN	0	1	1	0	1
Overweight	OC	5	2	6	4	2
Other	OT	2	1	2	1	-
Protective Order	PO	1	0	1	1	-
Prelim Prot Order	PP	4	0	4	4	-
Show Cause	SC	1	1	1	0	-
Unlawful Detainer	UD	8	9	10	9	1
Warrant in Debt	WD	32	38	47	30	17
Civil Total		66	56	89	62	25
Botetourt Totals		1,126	1,195	1,632	1,119	504

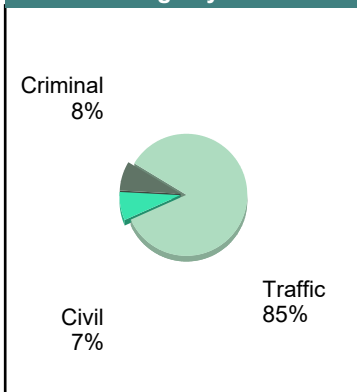


		<u>Filings</u>	<u>Hearings</u>	<u>Transactions</u>	<u>Concluded</u>	<u>Cont</u>
<u>Criminal</u>						
Capias	CA	5	15	15	6	9
Civil Violation	CV	1	1	1	0	1
Felony	F	12	43	65	37	28
Misdemeanor	M	67	172	173	74	95
Show Cause	SC	20	46	46	22	21
Criminal Total		105	277	300	139	154
<u>Traffic</u>						
Civil Violation	CV	1	1	1	1	-
Felony	F	1	2	3	2	1
Infraction	I	927	632	1,116	920	195
Misdemeanor	M	200	371	373	179	194
Show Cause	SC	0	1	1	0	1
Traffic Total		1,129	1,007	1,494	1,102	391
<u>Civil</u>						
Admin License	AL	4	0	4	4	-
Detinue	DT	1	0	1	1	-
Garnishment	GA	19	6	20	14	6
Impoundment	IM	6	0	6	6	-
Interrogatory	IN	3	5	9	4	5
Overweight	OC	4	3	6	3	3
Other	OT	1	0	1	1	-
Protective Order	PO	2	1	2	1	1
Prelim Prot Order	PP	2	0	2	2	-
Unlawful Detainer	UD	2	5	5	4	1
Warrant in Debt	WD	56	60	79	63	16
Civil Total		100	80	135	103	32
Botetourt Totals		1,334	1,364	1,929	1,344	577

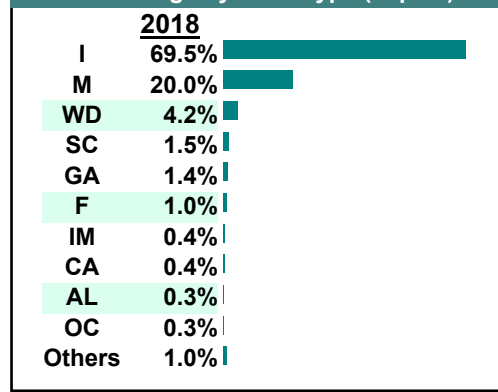
Calendarized Filings with Top 12 Scheduled Times



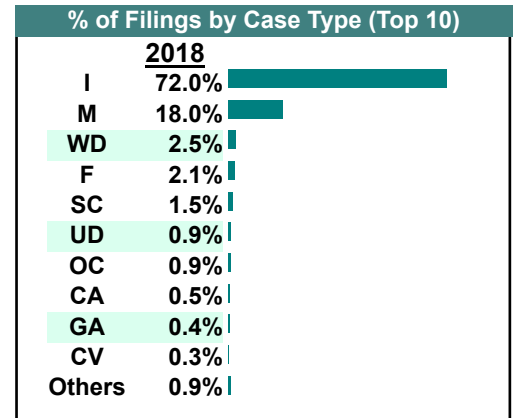
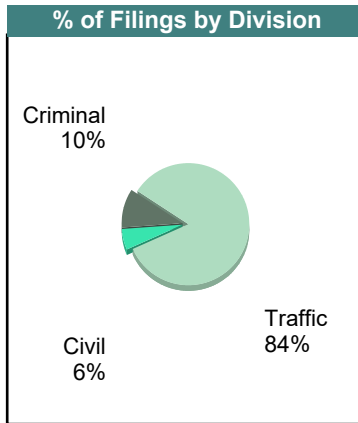
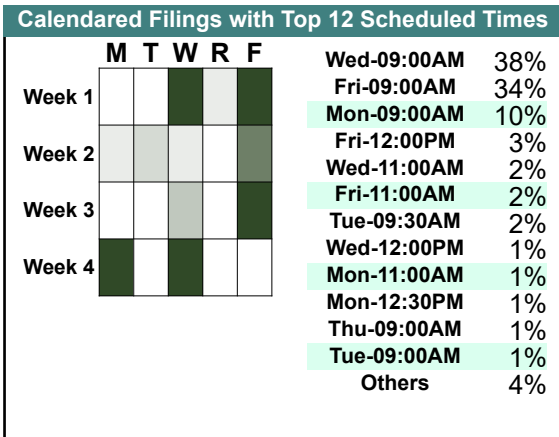
% of Filings by Division



% of Filings by Case Type (Top 10)



		Filings	Hearings	Transactions	Concluded	Cont
<u>Criminal</u>						
Capias	CA	6	25	25	11	14
Civil Violation	CV	1	1	1	1	-
Felony	F	24	69	80	37	43
Misdemeanor	M	73	183	184	65	118
Show Cause	SC	14	24	24	3	20
Criminal Total		118	302	314	117	195
<u>Traffic</u>						
Capias	CA	0	1	1	1	-
Civil Violation	CV	2	2	2	2	-
Felony	F	1	1	1	0	1
Infraction	I	837	541	959	816	143
Misdemeanor	M	136	292	292	143	147
Restricted O/L	RL	1	1	1	1	-
Show Cause	SC	3	3	3	2	1
Traffic Total		980	841	1,259	965	292
<u>Civil</u>						
Admin License	AL	2	0	2	2	-
Detinue	DT	0	0	1	1	-
Garnishment	GA	5	1	8	7	1
Impoundment	IM	3	0	3	3	-
Overweight	OC	10	3	12	9	3
Other	OT	1	0	1	1	-
Protective Order	PO	3	0	3	3	-
Prelim Prot Order	PP	1	0	1	1	-
Petition-Restore Arms	PR	0	0	1	1	-
Unlawful Detainer	UD	11	9	12	7	5
Warrant in Debt	WD	29	30	38	27	11
Civil Total		65	43	82	62	20
Botetourt Totals		1,163	1,186	1,655	1,144	507



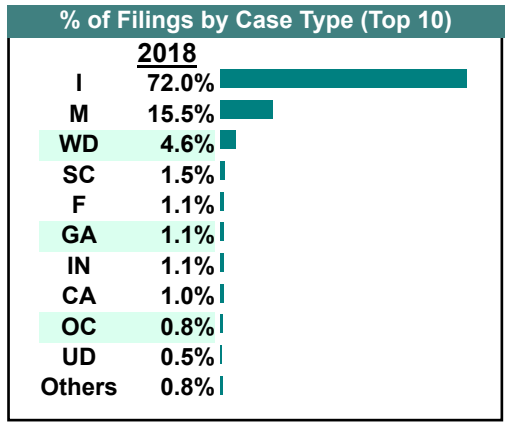
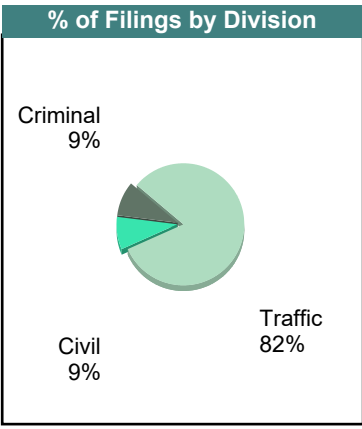
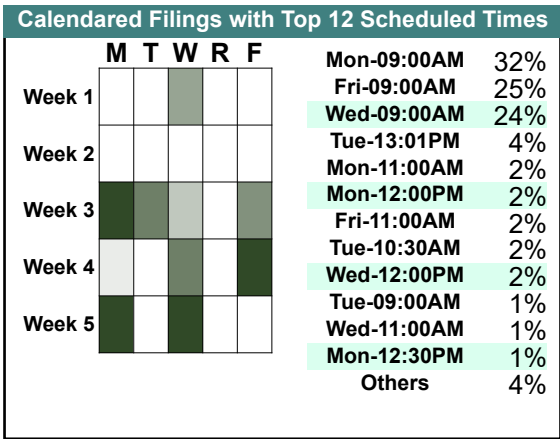
CASELOAD STATISTICS OF THE GENERAL DISTRICT COURTS

August 2018

Botetourt

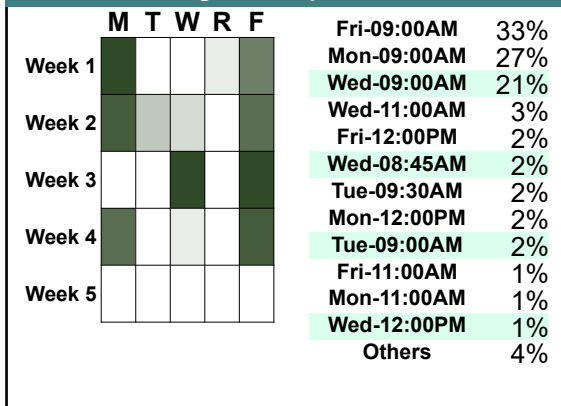
District: 25

		<u>Filings</u>	<u>Hearings</u>	<u>Transactions</u>	<u>Concluded</u>	<u>Cont</u>
<u>Criminal</u>						
Capias	CA	13	31	31	13	18
Civil Violation	CV	3	4	5	5	-
Felony	F	15	88	89	31	58
Misdemeanor	M	70	151	153	54	98
Show Cause	SC	19	38	38	9	28
Criminal Total		120	312	316	112	202
<u>Traffic</u>						
Capias	CA	0	1	1	0	1
Felony	F	0	3	3	1	2
Infraction	I	943	537	1,072	920	150
Misdemeanor	M	133	284	284	158	125
Show Cause	SC	0	1	1	1	-
Traffic Total		1,076	826	1,361	1,080	278
<u>Civil</u>						
Admin License	AL	3	0	3	3	-
Garnishment	GA	14	9	21	12	9
Impoundment	IM	1	0	1	1	-
Interrogatory	IN	14	10	29	19	10
Overweight	OC	11	0	13	13	-
Protective Order	PO	1	1	1	0	1
Prelim Prot Order	PP	2	0	2	2	-
Petition-Restore Arms	PR	1	1	1	0	1
Unlawful Detainer	UD	7	6	8	8	-
Warrant in Debt	WD	60	69	88	68	20
Civil Total		114	96	167	126	41
Botetourt Totals		1,310	1,234	1,844	1,318	521

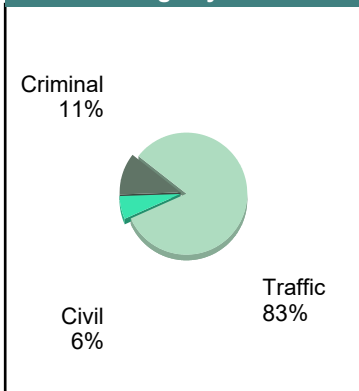


		<u>Filings</u>	<u>Hearings</u>	<u>Transactions</u>	<u>Concluded</u>	<u>Cont</u>
<u>Criminal</u>						
Capias	CA	13	31	31	13	18
Civil Violation	CV	2	2	2	1	1
Felony	F	30	76	77	27	50
Misdemeanor	M	66	167	175	88	87
Motion	MO	1	1	1	1	-
Show Cause	SC	8	25	25	11	14
Criminal Total		120	302	311	141	170
<u>Traffic</u>						
Capias	CA	0	1	1	0	1
Felony	F	1	4	4	2	2
Infraction	I	767	570	906	771	135
Misdemeanor	M	132	321	321	155	166
Show Cause	SC	2	3	3	1	2
Traffic Total		902	899	1,235	929	306
<u>Civil</u>						
Abstract	AJ	1	1	1	1	-
Admin License	AL	4	0	4	4	-
Detinue	DT	1	1	3	2	1
Garnishment	GA	6	1	8	7	1
Interrogatory	IN	2	1	2	1	1
Overweight	OC	7	5	8	3	5
Other	OT	1	0	1	1	-
Protective Order	PO	3	0	3	3	-
Prelim Prot Order	PP	2	1	3	2	1
Unlawful Detainer	UD	8	8	9	7	2
Warrant in Debt	WD	31	34	41	27	14
Civil Total		66	52	83	58	25
Botetourt Totals		1,088	1,253	1,629	1,128	501

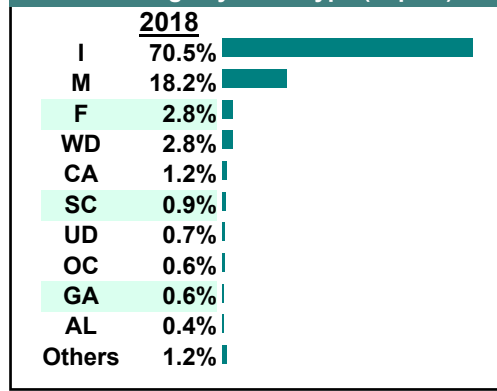
Calendared Filings with Top 12 Scheduled Times



% of Filings by Division

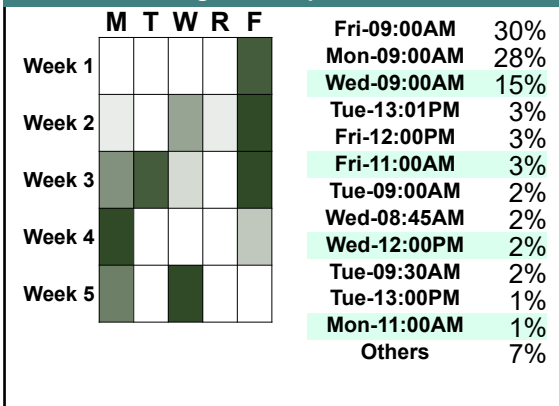


% of Filings by Case Type (Top 10)

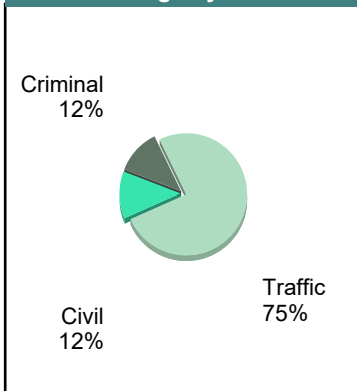


		Filings	Hearings	Transactions	Concluded	Cont
<u>Criminal</u>						
Capias	CA	8	23	23	11	12
Civil Violation	CV	1	6	6	3	3
Felony	F	46	95	97	24	73
Misdemeanor	M	62	144	145	52	93
Motion	MO	2	2	2	2	-
Show Cause	SC	19	39	39	20	19
Criminal Total		138	309	312	112	200
<u>Traffic</u>						
Capias	CA	0	1	1	0	1
Civil Violation	CV	1	1	1	1	-
Felony	F	3	4	4	1	3
Infraction	I	676	528	820	695	125
Misdemeanor	M	184	340	340	167	173
Show Cause	SC	1	1	1	1	-
Traffic Total		865	875	1,167	865	302
<u>Civil</u>						
Admin License	AL	6	0	6	6	-
Detinue	DT	2	3	4	1	3
Garnishment	GA	18	4	20	16	4
Impoundment	IM	2	0	2	2	-
Interrogatory	IN	18	11	26	15	11
Overweight	OC	11	1	12	11	1
Other	OT	1	0	1	1	-
Protective Order	PO	3	2	5	3	2
Unlawful Detainer	UD	12	7	14	13	1
Warrant in Debt	WD	70	70	86	66	20
Civil Total		143	98	176	134	42
Botetourt Totals		1,146	1,282	1,655	1,111	544

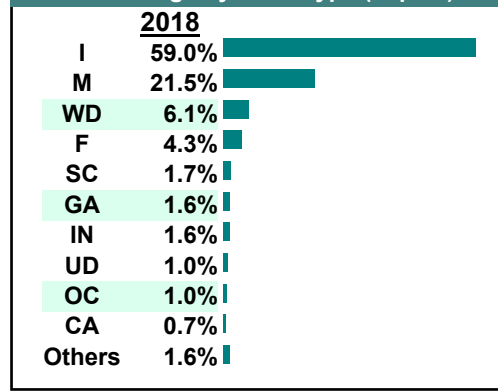
Calendared Filings with Top 12 Scheduled Times



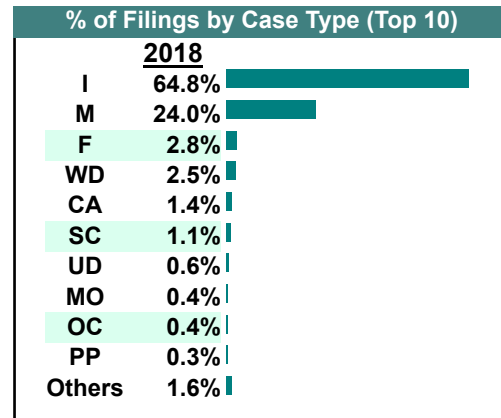
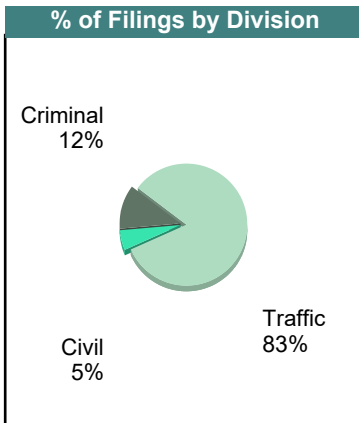
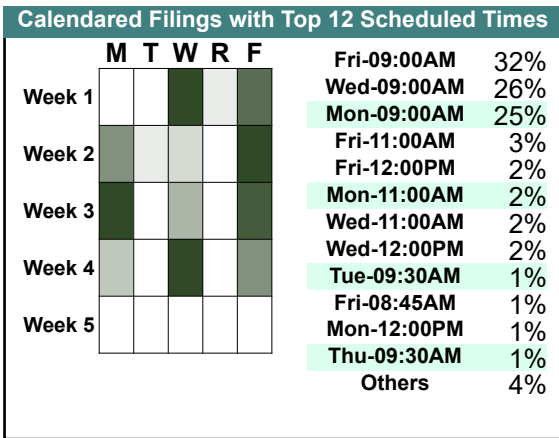
% of Filings by Division



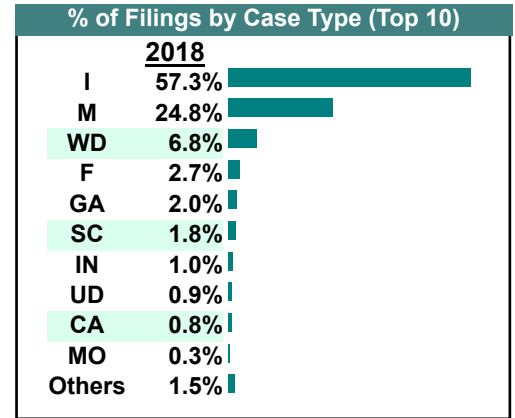
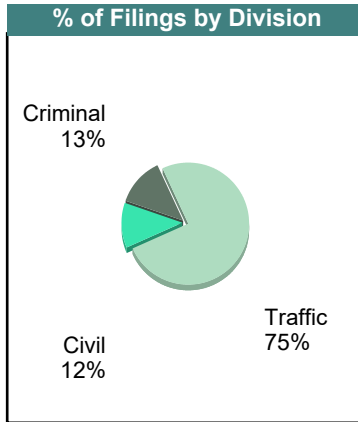
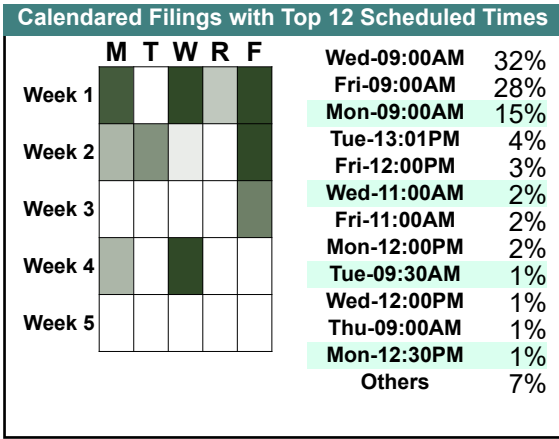
% of Filings by Case Type (Top 10)



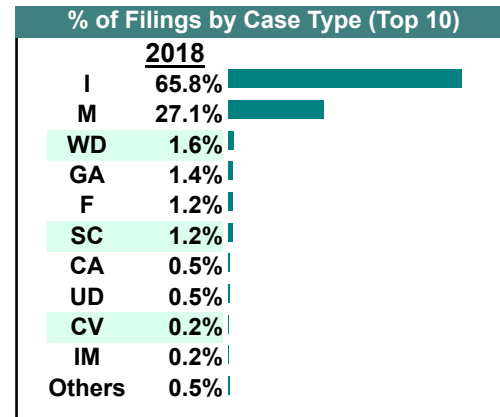
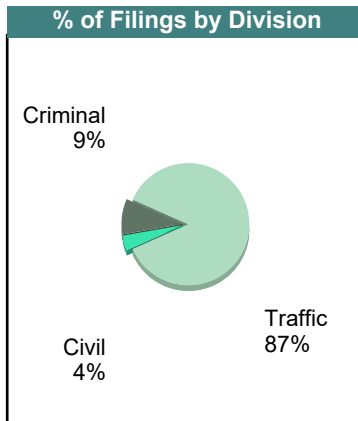
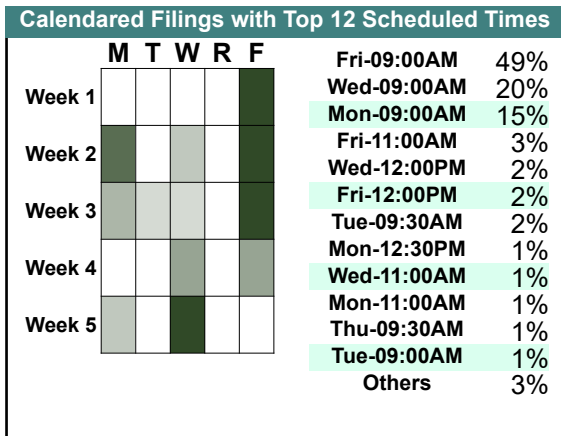
		Filings	Hearings	Transactions	Concluded	Cont
<u>Criminal</u>						
Capias	CA	16	23	23	4	19
Civil Violation	CV	1	2	2	1	1
Felony	F	31	83	85	30	55
Misdemeanor	M	68	176	184	90	94
Motion	MO	5	5	5	5	-
Show Cause	SC	12	32	32	14	18
Criminal Total		133	321	331	144	187
<u>Traffic</u>						
Capias	CA	0	1	1	0	1
Felony	F	1	3	3	0	3
Infraction	I	741	682	954	792	162
Misdemeanor	M	206	406	406	231	175
Restricted O/L	RL	1	1	1	1	-
Show Cause	SC	1	2	2	0	2
Traffic Total		950	1,095	1,367	1,024	343
<u>Civil</u>						
Abstract	AJ	1	1	1	1	-
Admin License	AL	3	0	3	3	-
Counter Claim	CC	0	1	1	1	-
Detinue	DT	1	1	1	0	1
Garnishment	GA	3	0	4	4	-
Impoundment	IM	3	0	3	3	-
Interrogatory	IN	0	0	1	1	-
Overweight	OC	5	1	6	5	1
Other	OT	3	0	3	3	-
Protective Order	PO	2	0	2	2	-
Prelim Prot Order	PP	4	0	4	4	-
Unlawful Detainer	UD	7	7	9	8	1
Warrant in Debt	WD	29	26	48	33	15
Civil Total		61	37	86	68	18
Botetourt Totals		1,144	1,453	1,784	1,236	548



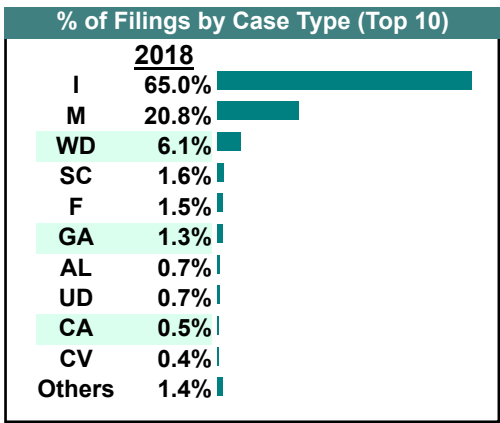
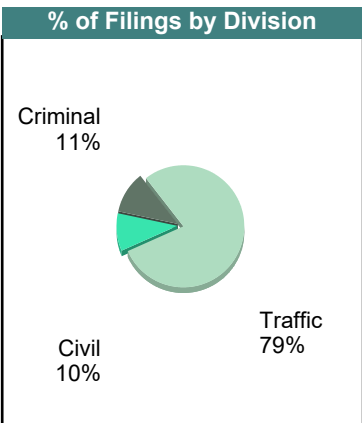
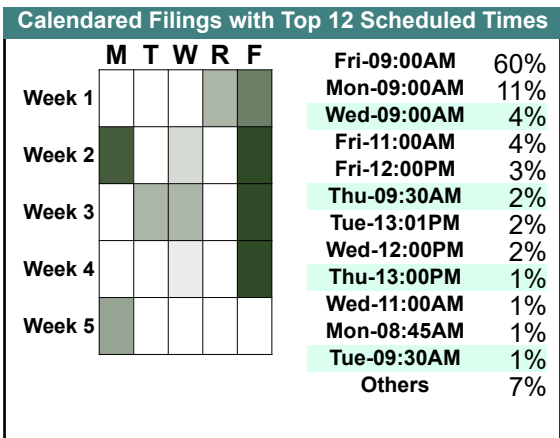
		Filings	Hearings	Transactions	Concluded	Cont
<u>Criminal</u>						
Capias	CA	7	23	23	6	17
Civil Violation	CV	2	4	4	3	1
Felony	F	25	66	66	20	46
Misdemeanor	M	70	173	176	72	104
Motion	MO	3	3	3	3	-
Show Cause	SC	17	33	33	11	22
Criminal Total		124	302	305	115	190
<u>Traffic</u>						
Capias	CA	1	2	2	1	1
Felony	F	1	2	2	1	1
Infraction	I	556	473	730	615	115
Misdemeanor	M	171	395	395	206	189
Restricted O/L	RL	2	2	2	2	-
Traffic Total		731	874	1,131	825	306
<u>Civil</u>						
Abstract	AJ	2	0	2	2	-
Detinue	DT	1	0	1	1	-
Garnishment	GA	19	0	21	21	-
Impoundment	IM	1	0	1	1	-
Interrogatory	IN	10	8	10	2	8
Overweight	OC	3	1	4	3	1
Protective Order	PO	2	0	2	2	-
Prelim Prot Order	PP	2	0	2	2	-
Unlawful Detainer	UD	9	8	11	8	3
Warrant in Debt	WD	66	68	86	61	25
Civil Total		115	85	140	103	37
Botetourt Totals		970	1,261	1,576	1,043	533



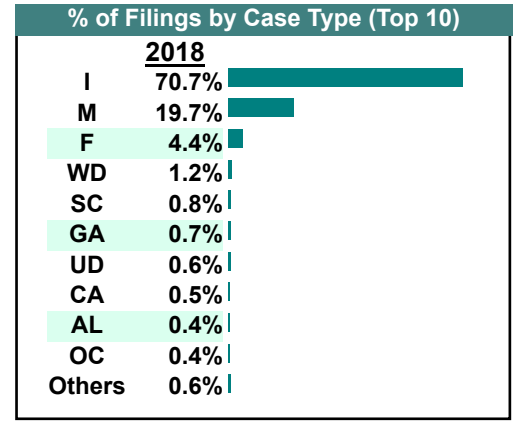
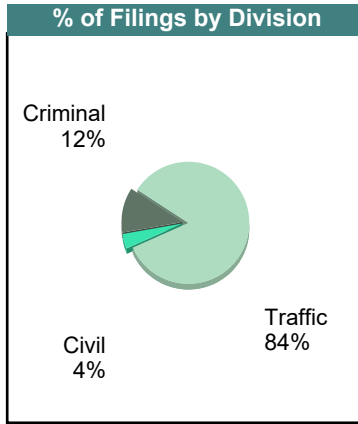
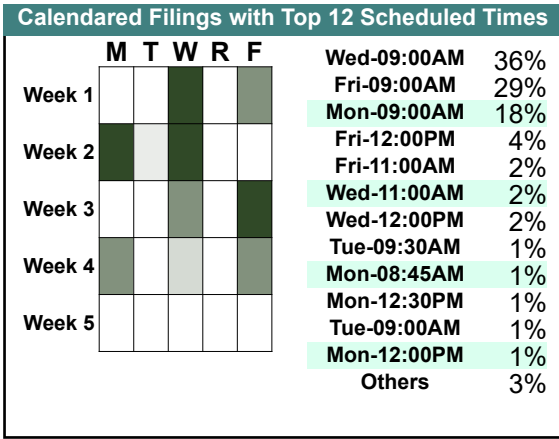
		Filings	Hearings	Transactions	Concluded	Cont
<u>Criminal</u>						
Capias	CA	5	14	14	3	11
Civil Violation	CV	2	6	6	1	5
Felony	F	13	95	97	56	41
Misdemeanor	M	69	205	209	73	136
Motion	MO	1	1	1	1	-
Show Cause	SC	13	27	27	8	19
Criminal Total		103	348	354	142	212
<u>Traffic</u>						
Capias	CA	0	1	1	0	1
Felony	F	0	4	4	2	2
Infraction	I	714	655	907	616	291
Misdemeanor	M	225	432	432	155	277
Restricted O/L	RL	1	1	1	1	-
Show Cause	SC	0	3	3	2	1
Traffic Total		940	1,096	1,348	776	572
<u>Civil</u>						
Counter Claim	CC	0	0	1	1	-
Garnishment	GA	15	2	19	17	2
Impoundment	IM	2	0	2	2	-
Interrogatory	IN	1	1	1	0	1
Overweight	OC	2	1	3	2	1
Unlawful Detainer	UD	5	2	5	5	-
Warrant in Debt	WD	17	21	30	18	12
Civil Total		42	27	61	45	16
Botetourt Totals		1,085	1,471	1,763	963	800



		Filings	Hearings	Transactions	Concluded	Cont
<u>Criminal</u>						
Capias	CA	5	14	14	4	10
Civil Violation	CV	2	4	4	1	3
Felony	F	16	62	74	27	47
Misdemeanor	M	77	168	169	57	112
Motion	MO	1	1	1	1	-
Show Cause	SC	15	29	29	14	15
Criminal Total		116	278	291	104	187
<u>Traffic</u>						
Capias	CA	0	1	1	0	1
Civil Violation	CV	2	2	2	2	-
Felony	F	0	3	3	0	3
Infraction	I	683	662	922	768	154
Misdemeanor	M	141	314	314	171	143
Show Cause	SC	2	2	2	1	1
Traffic Total		828	984	1,244	942	302
<u>Civil</u>						
Admin License	AL	7	0	7	7	-
Counter Claim	CC	1	1	1	0	1
Detinue	DT	0	0	1	1	-
Garnishment	GA	14	4	21	17	4
Impoundment	IM	4	0	4	4	-
Interrogatory	IN	0	0	3	3	-
Overweight	OC	3	0	3	3	-
Other	OT	2	0	2	2	-
Protective Order	PO	2	1	4	3	1
Prelim Prot Order	PP	2	0	2	2	-
Unlawful Detainer	UD	7	6	11	9	2
Warrant in Debt	WD	64	62	78	60	18
Civil Total		106	74	137	111	26
Botetourt Totals		1,050	1,336	1,672	1,157	515



		Filings	Hearings	Transactions	Concluded	Cont
<u>Criminal</u>						
Capias	CA	5	12	12	2	10
Civil Violation	CV	1	2	2	1	1
Felony	F	55	108	110	23	87
Misdemeanor	M	82	180	184	67	117
Show Cause	SC	9	14	14	4	10
Criminal Total		152	316	322	97	225
<u>Traffic</u>						
Capias	CA	1	2	2	0	2
Civil Violation	CV	1	2	2	2	-
Felony	F	1	4	4	1	3
Infraction	I	896	705	1,082	846	236
Misdemeanor	M	168	341	341	163	178
Show Cause	SC	1	1	1	1	-
Traffic Total		1,068	1,055	1,432	1,013	419
<u>Civil</u>						
Abstract	AJ	1	0	1	1	-
Admin License	AL	5	0	6	6	-
Garnishment	GA	9	2	10	8	2
Impoundment	IM	1	0	1	1	-
Overweight	OC	5	1	7	6	1
Other	OT	1	0	1	1	-
Protective Order	PO	1	1	1	0	1
Prelim Prot Order	PP	2	1	2	2	-
Unlawful Detainer	UD	8	7	10	8	2
Warrant in Debt	WD	15	13	19	16	3
Civil Total		48	25	58	49	9
Botetourt Totals		1,268	1,396	1,812	1,159	653



CASELOAD STATISTICS OF THE GENERAL DISTRICT COURTS

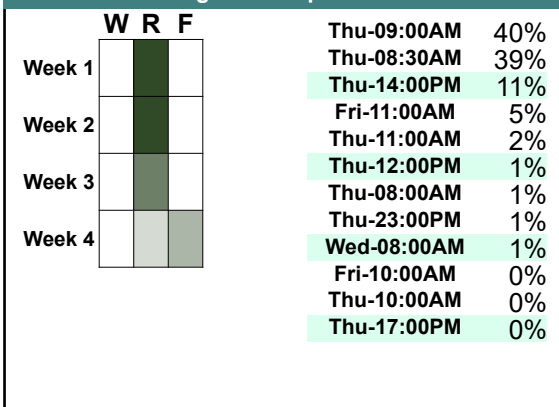
December 2018

Buena Vista

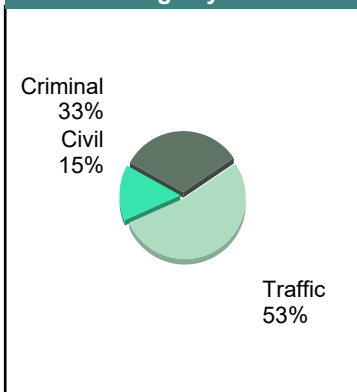
District: 25

		<u>Filings</u>	<u>Hearings</u>	<u>Transactions</u>	<u>Concluded</u>	<u>Cont</u>
<u>Criminal</u>						
Capias	CA	4	10	10	3	7
Felony	F	12	23	23	8	15
Misdemeanor	M	32	59	60	17	43
Show Cause	SC	1	4	4	1	3
Criminal Total		49	96	97	29	68
<u>Traffic</u>						
Capias	CA	0	1	1	1	-
Civil Violation	CV	0	2	2	1	1
Felony	F	1	1	1	0	1
Infraction	I	46	46	59	37	22
Misdemeanor	M	29	41	41	16	25
Show Cause	SC	3	5	5	5	-
Traffic Total		79	96	109	60	49
<u>Civil</u>						
Admin License	AL	2	0	2	2	-
Detinue	DT	1	1	1	1	-
Garnishment	GA	3	1	4	3	1
Other	OT	1	0	1	1	-
Protective Order	PO	1	0	1	1	-
Petition-Restore Arms	PR	1	1	2	1	1
Show Cause	SC	0	0	1	1	-
Unlawful Detainer	UD	6	6	6	5	1
Warrant in Debt	WD	7	7	7	6	1
Civil Total		22	16	25	21	4
Buena Vista Totals		150	208	231	110	121

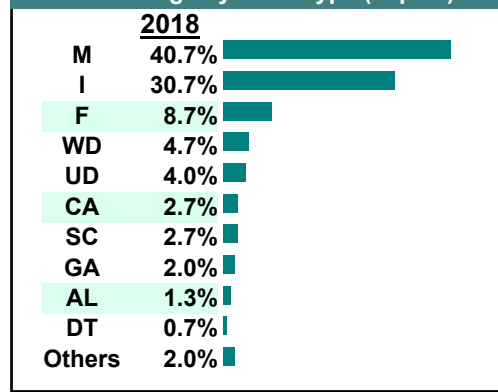
Calendared Filings with Top 12 Scheduled Times



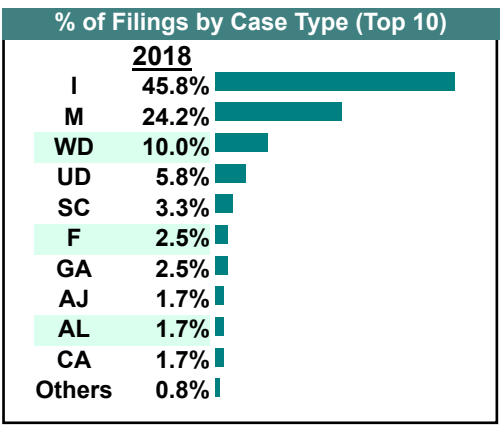
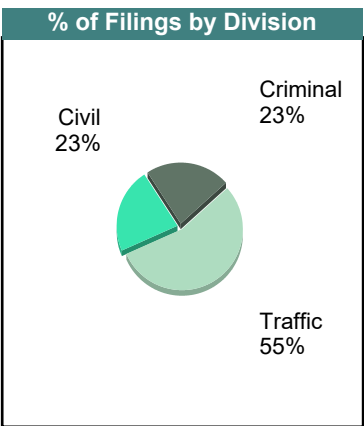
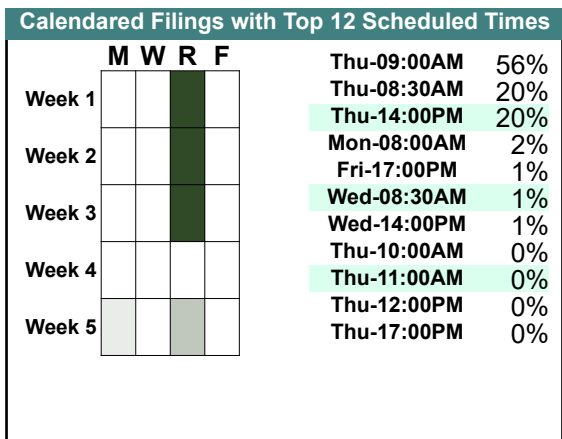
% of Filings by Division



% of Filings by Case Type (Top 10)



		Filings	Hearings	Transactions	Concluded	Cont
<u>Criminal</u>						
Capias	CA	2	3	3	1	2
Felony	F	3	6	6	3	3
Misdemeanor	M	20	37	37	10	27
Show Cause	SC	2	3	3	1	2
Criminal Total		27	49	49	15	34
<u>Traffic</u>						
Capias	CA	0	1	1	0	1
Civil Violation	CV	1	2	2	0	2
Infraction	I	55	52	78	61	17
Misdemeanor	M	9	23	23	12	11
Show Cause	SC	1	3	3	1	2
Traffic Total		66	81	107	74	33
<u>Civil</u>						
Abstract	AJ	2	0	2	2	-
Admin License	AL	2	0	2	2	-
Garnishment	GA	3	1	4	3	1
Show Cause	SC	1	1	1	0	1
Unlawful Detainer	UD	7	7	7	7	-
Warrant in Debt	WD	12	12	17	13	4
Civil Total		27	21	33	27	6
Buena Vista Totals		120	151	189	116	73



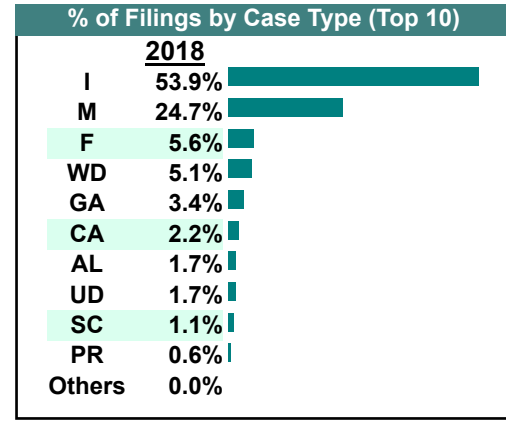
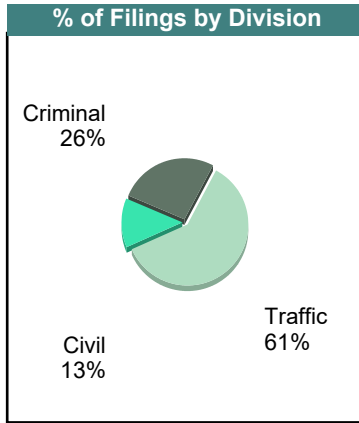
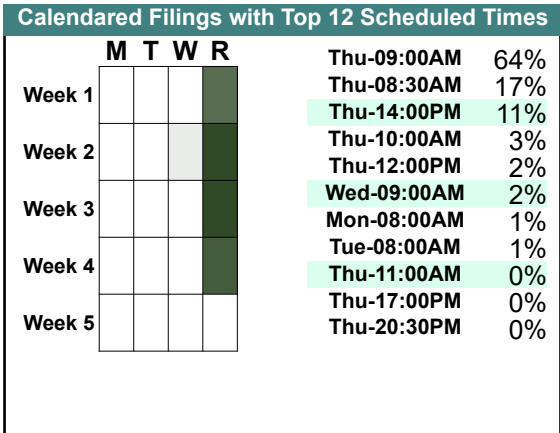
CASELOAD STATISTICS OF THE GENERAL DISTRICT COURTS

October 2018

Buena Vista

District: 25

		<u>Filings</u>	<u>Hearings</u>	<u>Transactions</u>	<u>Concluded</u>	<u>Cont</u>
<u>Criminal</u>						
Capias	CA	3	10	10	3	7
Felony	F	10	27	27	8	19
Misdemeanor	M	33	59	59	23	36
Show Cause	SC	1	3	3	1	2
Criminal Total		47	99	99	35	64
<u>Traffic</u>						
Capias	CA	1	2	2	0	2
Civil Violation	CV	0	1	1	1	-
Felony	F	0	3	3	1	2
Infraction	I	96	72	113	88	25
Misdemeanor	M	11	27	27	9	18
Show Cause	SC	0	2	2	0	2
Traffic Total		108	107	148	99	49
<u>Civil</u>						
Admin License	AL	3	0	3	3	-
Garnishment	GA	6	1	7	6	1
Petition-Restore Arms	PR	1	1	1	0	1
Show Cause	SC	1	0	1	1	-
Unlawful Detainer	UD	3	4	4	4	-
Warrant in Debt	WD	9	7	9	9	-
Civil Total		23	13	25	23	2
Buena Vista Totals		178	219	272	157	115



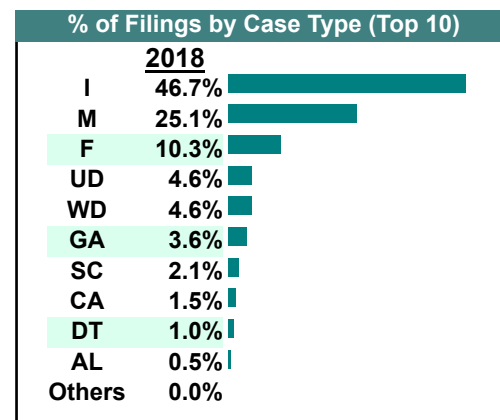
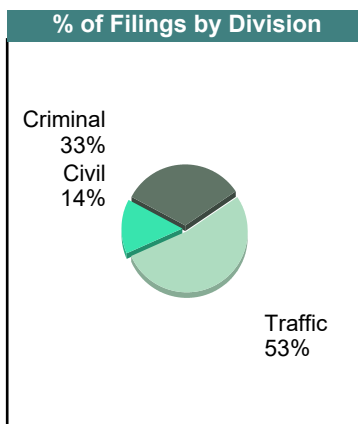
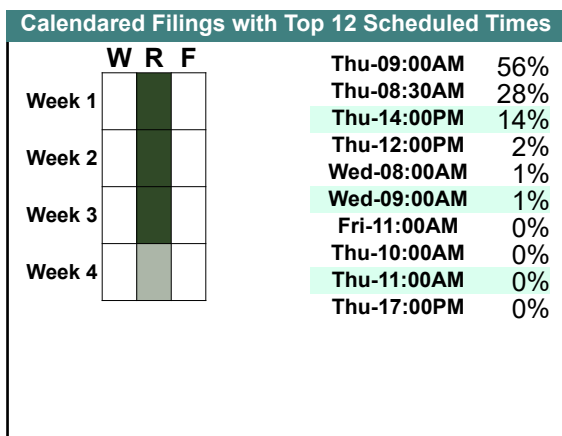
CASELOAD STATISTICS OF THE GENERAL DISTRICT COURTS

September 2018

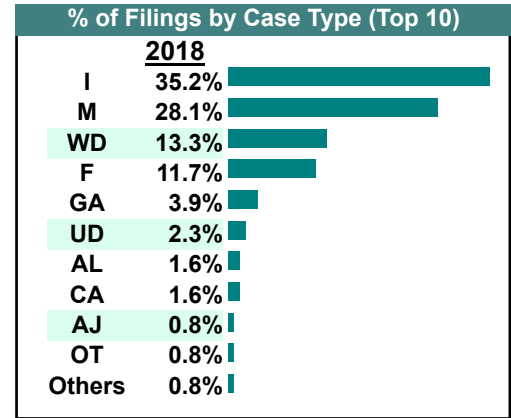
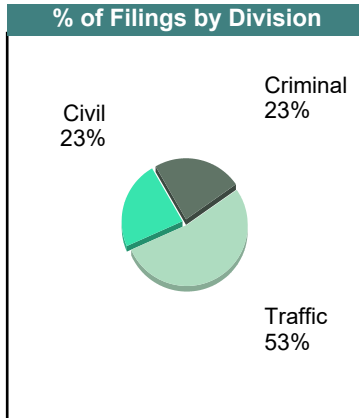
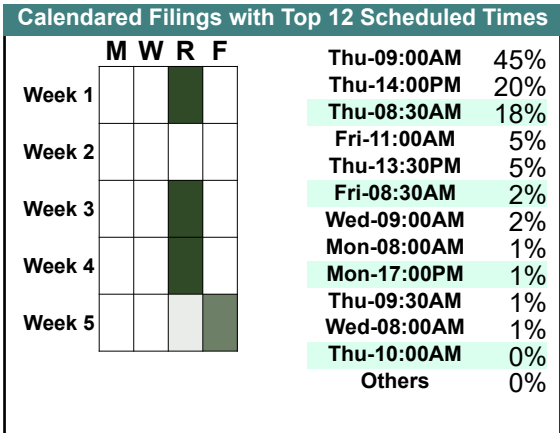
Buena Vista

District: 25

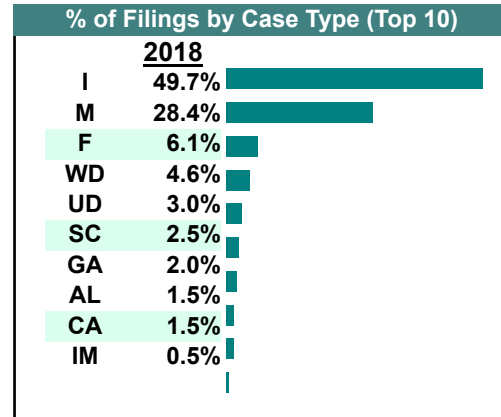
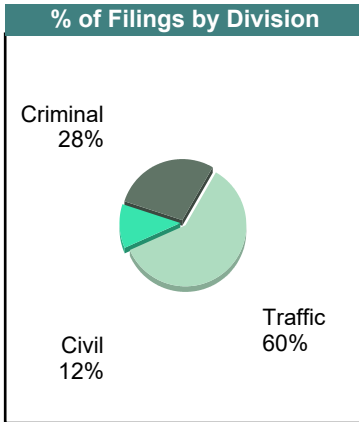
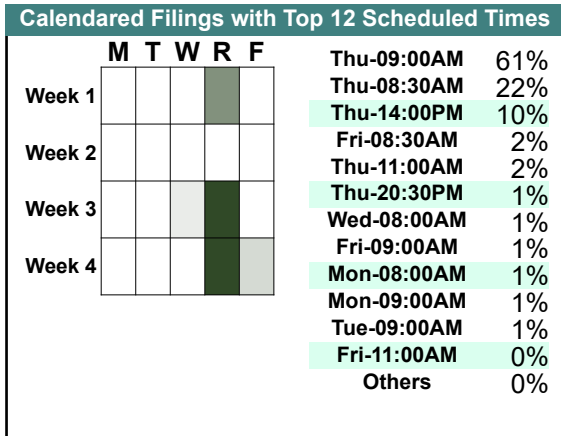
		<u>Filings</u>	<u>Hearings</u>	<u>Transactions</u>	<u>Concluded</u>	<u>Cont</u>
<u>Criminal</u>						
Capias	CA	3	4	4	1	3
Felony	F	20	48	48	6	42
Misdemeanor	M	39	72	72	24	48
Show Cause	SC	2	3	3	2	1
Criminal Total		64	127	127	33	94
<u>Traffic</u>						
Civil Violation	CV	0	1	1	0	1
Infraction	I	91	65	104	88	16
Misdemeanor	M	10	30	30	18	12
Show Cause	SC	2	2	2	1	1
Traffic Total		103	98	137	107	30
<u>Civil</u>						
Admin License	AL	1	0	1	1	-
Detinue	DT	2	1	2	2	-
Garnishment	GA	7	0	8	8	-
Protective Order	PO	0	0	1	1	-
Prelim Prot Order	PP	0	0	1	1	-
Unlawful Detainer	UD	9	6	10	9	1
Warrant in Debt	WD	9	5	10	10	-
Civil Total		28	12	33	32	1
Buena Vista Totals		195	237	297	172	125



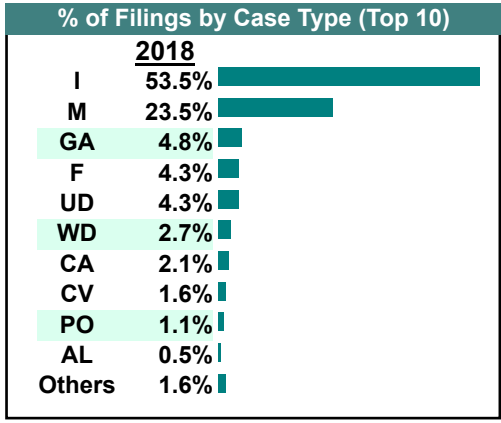
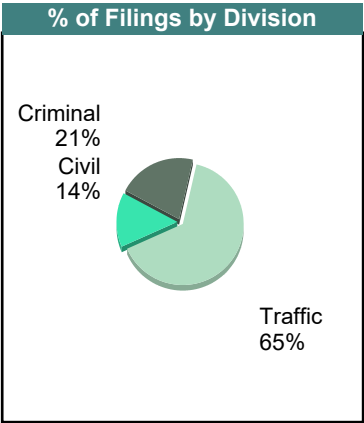
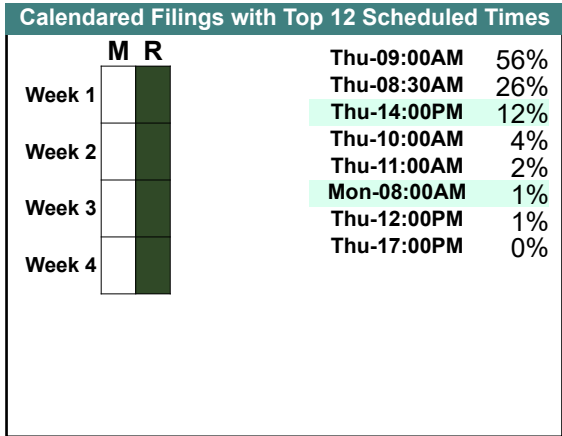
		Filings	Hearings	Transactions	Concluded	Cont
<u>Criminal</u>						
Capias	CA	2	6	6	3	3
Felony	F	14	26	26	5	21
Misdemeanor	M	14	37	38	13	25
Show Cause	SC	0	7	7	7	-
Criminal Total		30	76	77	28	49
<u>Traffic</u>						
Civil Violation	CV	0	1	1	0	1
Felony	F	1	2	2	0	2
Infraction	I	45	49	66	58	8
Misdemeanor	M	22	32	32	10	22
Show Cause	SC	0	1	1	0	1
Traffic Total		68	85	102	68	34
<u>Civil</u>						
Abstract	AJ	1	1	1	1	-
Admin License	AL	2	0	2	2	-
Garnishment	GA	5	2	6	4	2
Other	OT	1	0	1	1	-
Prelim Prot Order	PP	1	0	1	1	-
Unlawful Detainer	UD	3	6	6	4	2
Warrant in Debt	WD	17	17	23	18	5
Civil Total		30	26	40	31	9
Buena Vista Totals		128	187	219	127	92



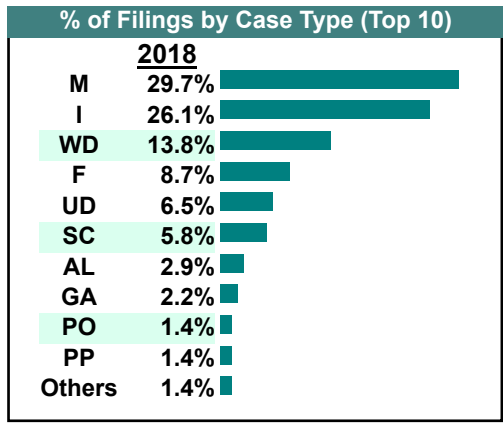
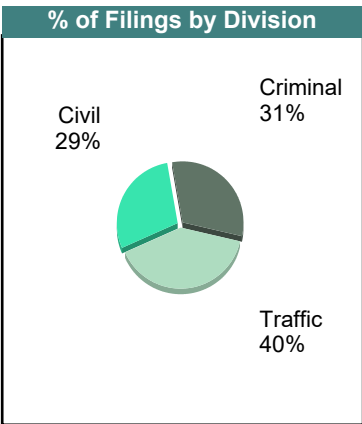
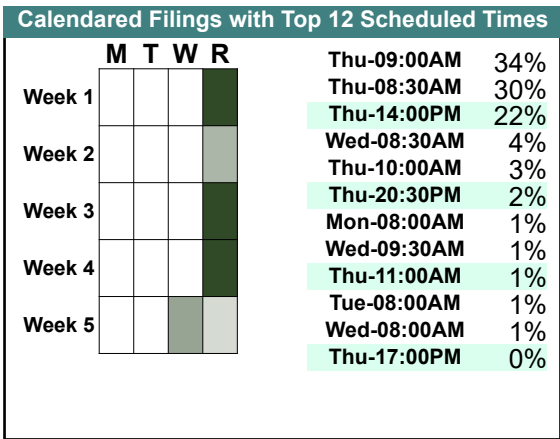
		Filings	Hearings	Transactions	Concluded	Cont
<u>Criminal</u>						
Capias	CA	2	5	5	1	4
Felony	F	11	21	21	5	15
Misdemeanor	M	38	56	57	19	38
Show Cause	SC	5	7	7	0	7
Criminal Total		56	89	90	25	64
<u>Traffic</u>						
Capias	CA	1	4	4	2	2
Felony	F	1	2	2	1	1
Infraction	I	98	80	117	92	23
Misdemeanor	M	18	32	32	18	14
Show Cause	SC	0	1	1	1	-
Traffic Total		118	119	156	114	40
<u>Civil</u>						
Admin License	AL	3	0	3	3	-
Garnishment	GA	4	0	4	4	-
Impoundment	IM	1	0	1	1	-
Unlawful Detainer	UD	6	4	6	6	-
Warrant in Debt	WD	9	8	10	9	1
Civil Total		23	12	24	23	1
Buena Vista Totals		197	220	270	162	105



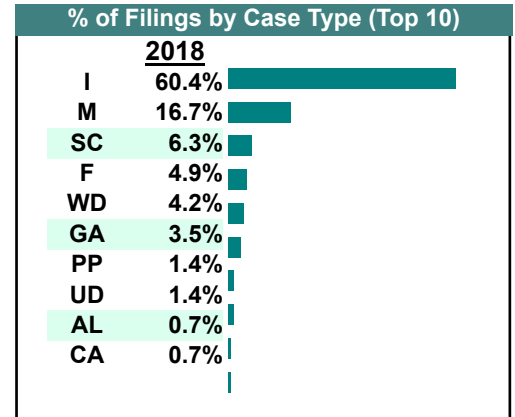
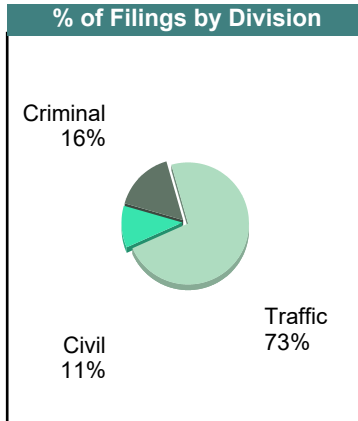
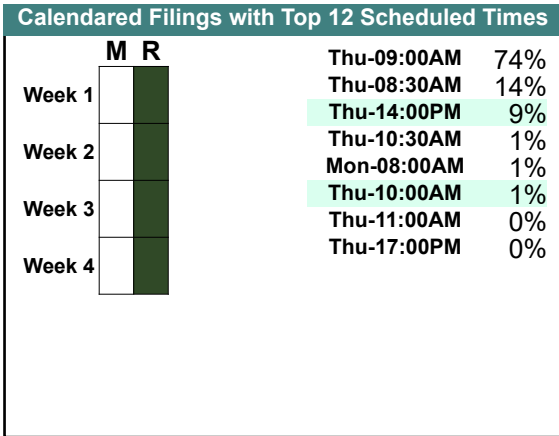
		<u>Filings</u>	<u>Hearings</u>	<u>Transactions</u>	<u>Concluded</u>	<u>Cont</u>
<u>Criminal</u>						
Capias	CA	3	4	4	1	3
Felony	F	7	17	17	6	11
Misdemeanor	M	28	49	50	28	22
Show Cause	SC	1	4	4	1	3
Criminal Total		39	74	75	36	39
<u>Traffic</u>						
Capias	CA	1	1	1	0	1
Civil Violation	CV	3	2	3	1	2
Felony	F	1	1	1	0	1
Infraction	I	100	74	117	95	22
Misdemeanor	M	16	32	32	13	19
Show Cause	SC	0	2	2	0	2
Traffic Total		121	112	156	109	47
<u>Civil</u>						
Admin License	AL	1	0	1	1	-
Garnishment	GA	9	2	10	8	2
Other	OT	1	0	1	1	-
Protective Order	PO	2	1	2	1	1
Prelim Prot Order	PP	1	2	4	2	2
Unlawful Detainer	UD	8	8	9	8	1
Warrant in Debt	WD	5	4	6	6	-
Civil Total		27	17	33	27	6
Buena Vista Totals		187	203	264	172	92



		Filings	Hearings	Transactions	Concluded	Cont
<u>Criminal</u>						
Capias	CA	1	1	1	1	-
Felony	F	12	22	22	10	12
Misdemeanor	M	24	37	38	14	24
Show Cause	SC	6	9	9	5	4
Criminal Total		43	69	70	30	40
<u>Traffic</u>						
Felony	F	0	1	1	1	-
Infraction	I	36	30	44	33	11
Misdemeanor	M	17	24	24	9	15
Show Cause	SC	2	2	2	1	1
Traffic Total		55	57	71	44	27
<u>Civil</u>						
Admin License	AL	4	0	4	4	-
Garnishment	GA	3	0	3	3	-
Protective Order	PO	2	0	2	2	-
Prelim Prot Order	PP	2	2	4	2	2
Petition-Restore Arms	PR	1	0	1	1	-
Unlawful Detainer	UD	9	7	9	8	1
Warrant in Debt	WD	19	15	20	13	7
Civil Total		40	24	43	33	10
Buena Vista Totals		138	150	184	107	77



		Filings	Hearings	Transactions	Concluded	Cont
<u>Criminal</u>						
Capias	CA	1	4	4	3	1
Felony	F	6	14	14	5	9
Misdemeanor	M	12	22	22	11	11
Show Cause	SC	4	6	6	3	3
Criminal Total		23	46	46	22	24
<u>Traffic</u>						
Felony	F	1	1	1	0	1
Infraction	I	87	74	110	96	14
Misdemeanor	M	12	13	13	8	5
Show Cause	SC	5	6	6	5	1
Traffic Total		105	94	130	109	21
<u>Civil</u>						
Admin License	AL	1	0	1	1	-
Garnishment	GA	5	0	5	5	-
Prelim Prot Order	PP	2	2	2	0	2
Unlawful Detainer	UD	2	2	3	2	1
Warrant in Debt	WD	6	8	9	7	2
Civil Total		16	12	20	15	5
Buena Vista Totals		144	152	196	146	50



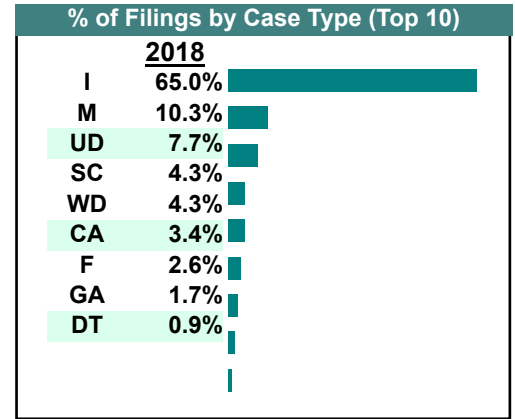
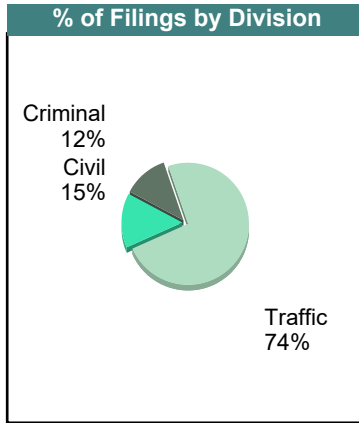
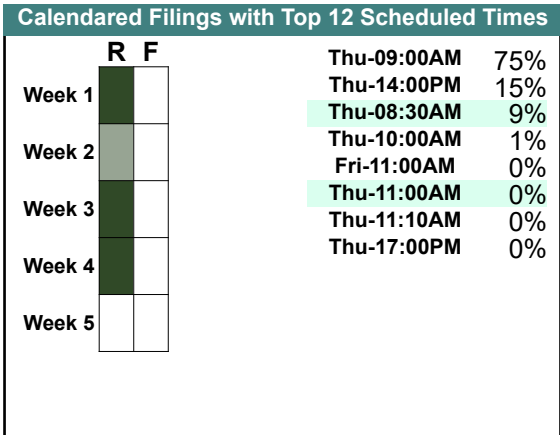
CASELOAD STATISTICS OF THE GENERAL DISTRICT COURTS

March 2018

Buena Vista

District: 25

		<u>Filings</u>	<u>Hearings</u>	<u>Transactions</u>	<u>Concluded</u>	<u>Cont</u>
<u>Criminal</u>						
Capias	CA	3	3	3	0	3
Felony	F	3	19	19	12	7
Misdemeanor	M	5	19	19	17	2
Show Cause	SC	3	6	6	3	3
Criminal Total		14	47	47	32	15
<u>Traffic</u>						
Capias	CA	1	2	2	1	1
Infraction	I	76	61	95	77	18
Misdemeanor	M	7	12	12	9	3
Show Cause	SC	2	7	7	4	3
Traffic Total		86	82	116	91	25
<u>Civil</u>						
Detinue	DT	1	0	1	1	-
Garnishment	GA	2	0	2	2	-
Unlawful Detainer	UD	9	8	10	8	2
Warrant in Debt	WD	5	2	6	6	-
Civil Total		17	10	19	17	2
Buena Vista Totals		117	139	182	140	42



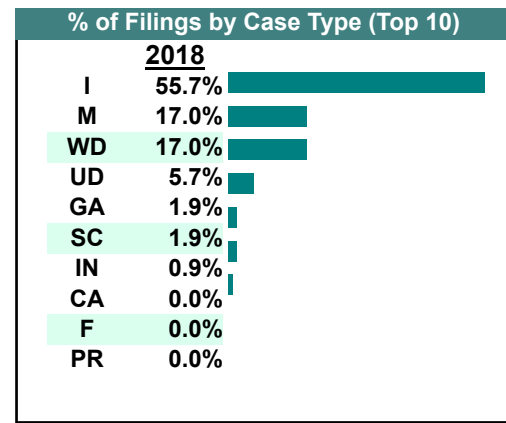
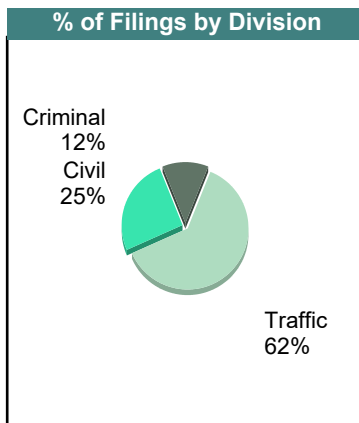
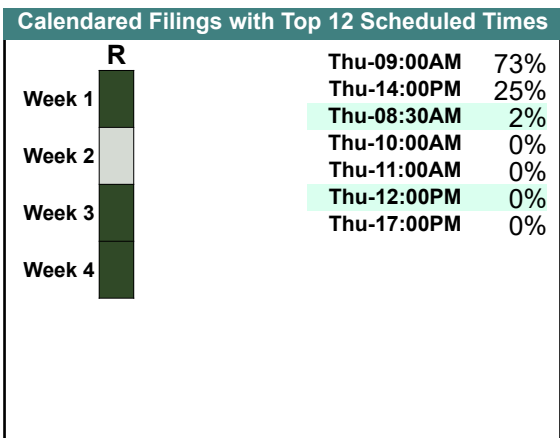
CASELOAD STATISTICS OF THE GENERAL DISTRICT COURTS

February 2018

Buena Vista

District: 25

		<u>Filings</u>	<u>Hearings</u>	<u>Transactions</u>	<u>Concluded</u>	<u>Cont</u>
<u>Criminal</u>						
Capias	CA	0	5	5	4	1
Felony	F	0	15	15	12	3
Misdemeanor	M	12	27	27	16	11
Show Cause	SC	1	3	3	2	1
Criminal Total		13	50	50	34	16
<u>Traffic</u>						
Capias	CA	0	3	3	2	1
Infraction	I	59	51	69	56	13
Misdemeanor	M	6	13	13	10	3
Show Cause	SC	1	3	3	0	3
Traffic Total		66	70	88	68	20
<u>Civil</u>						
Garnishment	GA	2	0	2	2	-
Interrogatory	IN	1	0	1	1	-
Petition-Restore Arms	PR	0	0	1	1	-
Unlawful Detainer	UD	6	3	6	6	-
Warrant in Debt	WD	18	14	18	15	3
Civil Total		27	17	28	25	3
Buena Vista Totals		106	137	166	127	39



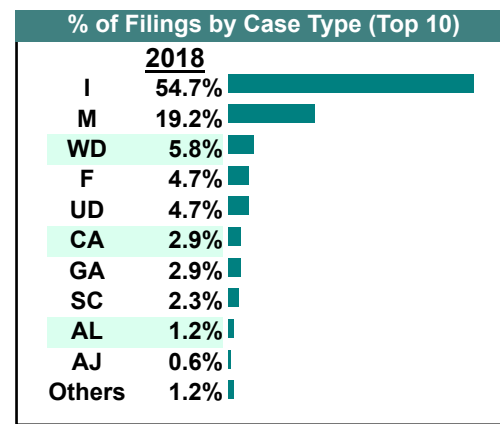
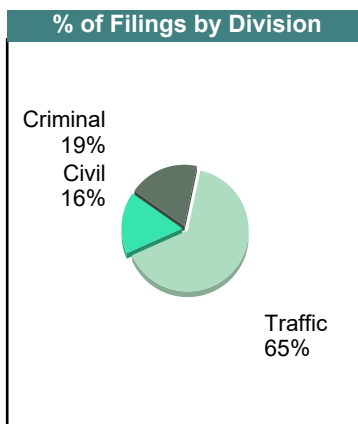
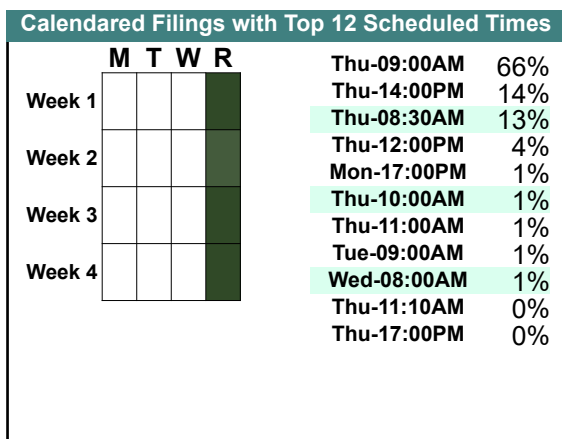
CASELOAD STATISTICS OF THE GENERAL DISTRICT COURTS

January 2018

Buena Vista

District: 25

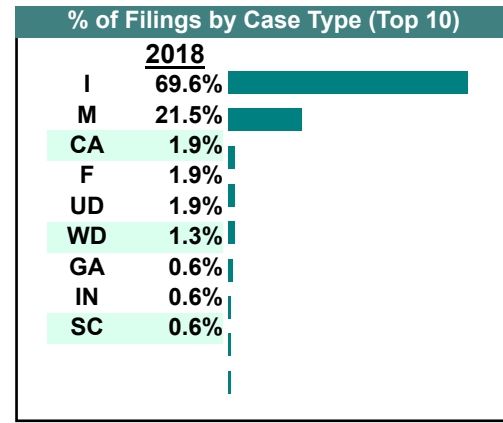
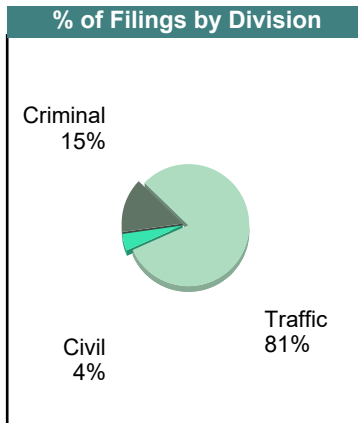
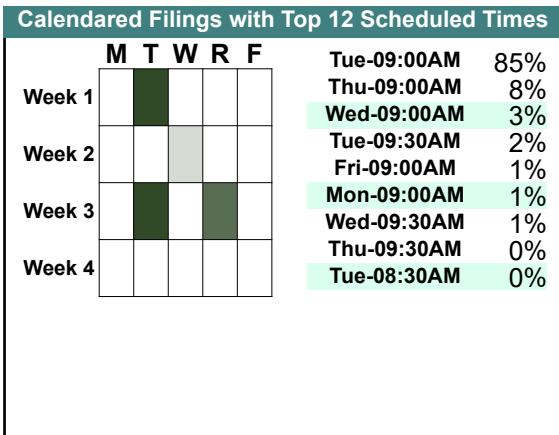
		<u>Filings</u>	<u>Hearings</u>	<u>Transactions</u>	<u>Concluded</u>	<u>Cont</u>
<u>Criminal</u>						
Capias	CA	4	9	9	6	3
Felony	F	8	25	25	3	22
Misdemeanor	M	18	40	41	18	23
Show Cause	SC	2	9	9	5	4
Criminal Total		32	83	84	32	52
<u>Traffic</u>						
Capias	CA	1	2	2	0	2
Infraction	I	94	72	114	97	17
Misdemeanor	M	15	20	20	12	8
Show Cause	SC	2	2	2	0	2
Traffic Total		112	96	138	109	29
<u>Civil</u>						
Abstract	AJ	1	0	1	1	-
Admin License	AL	2	0	2	2	-
Garnishment	GA	5	0	6	6	-
Motion for Judgment	MJ	1	0	1	1	-
Petition-Restore Arms	PR	1	1	1	0	1
Unlawful Detainer	UD	8	6	8	8	-
Warrant in Debt	WD	10	10	13	12	1
Civil Total		28	17	32	30	2
Buena Vista Totals		172	196	254	171	83



CASELOAD STATISTICS OF THE GENERAL DISTRICT COURTS

December 2018

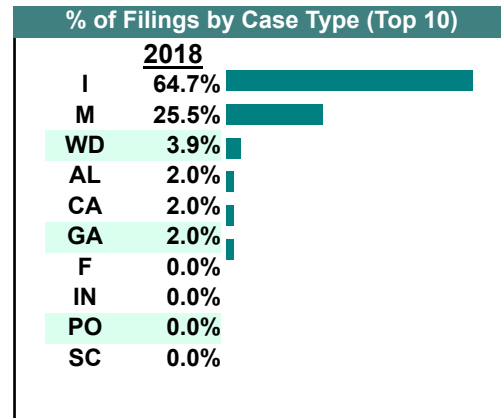
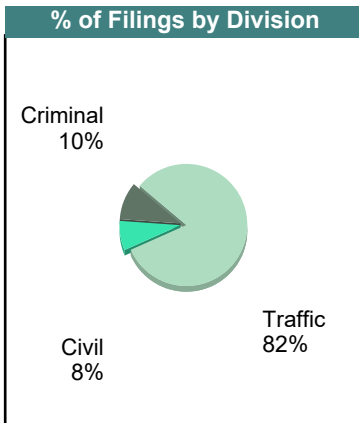
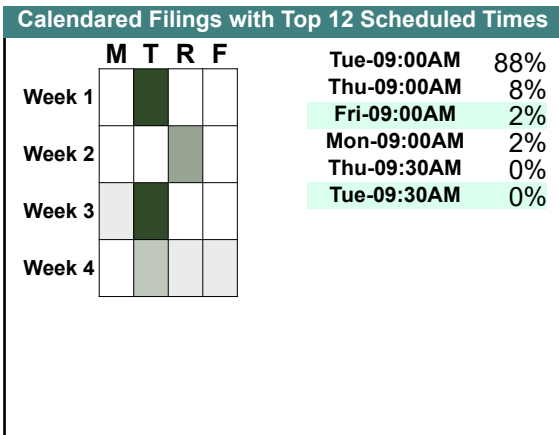
		<u>Filings</u>	<u>Hearings</u>	<u>Transactions</u>	<u>Concluded</u>	<u>Cont</u>
<u>Criminal</u>						
Capias	CA	1	1	1	0	1
Felony	F	3	8	8	0	8
Misdemeanor	M	18	36	40	12	28
Show Cause	SC	1	3	3	1	2
Criminal Total		23	48	52	13	39
<u>Traffic</u>						
Capias	CA	2	4	4	0	4
Infraction	I	110	89	119	107	12
Misdemeanor	M	16	35	35	19	16
Show Cause	SC	0	1	1	0	1
Traffic Total		128	129	159	126	33
<u>Civil</u>						
Garnishment	GA	1	0	1	1	-
Interrogatory	IN	1	1	1	0	1
Unlawful Detainer	UD	3	3	3	1	2
Warrant in Debt	WD	2	1	2	1	1
Civil Total		7	5	7	3	4
Craig Totals		158	182	218	142	76



CASELOAD STATISTICS OF THE GENERAL DISTRICT COURTS

November 2018

		<u>Filings</u>	<u>Hearings</u>	<u>Transactions</u>	<u>Concluded</u>	<u>Cont</u>
<u>Criminal</u>						
Capias	CA	1	1	1	0	1
Felony	F	0	3	3	0	3
Misdemeanor	M	4	20	20	6	14
Show Cause	SC	0	4	4	1	3
Criminal Total		5	28	28	7	21
<u>Traffic</u>						
Infraction	I	33	29	38	34	4
Misdemeanor	M	9	21	21	8	13
Show Cause	SC	0	1	1	0	1
Traffic Total		42	51	60	42	18
<u>Civil</u>						
Admin License	AL	1	0	1	1	-
Garnishment	GA	1	0	2	2	-
Interrogatory	IN	0	0	1	1	-
Protective Order	PO	0	0	1	1	-
Warrant in Debt	WD	2	2	2	2	-
Civil Total		4	2	7	7	0
Craig Totals		51	81	95	56	39

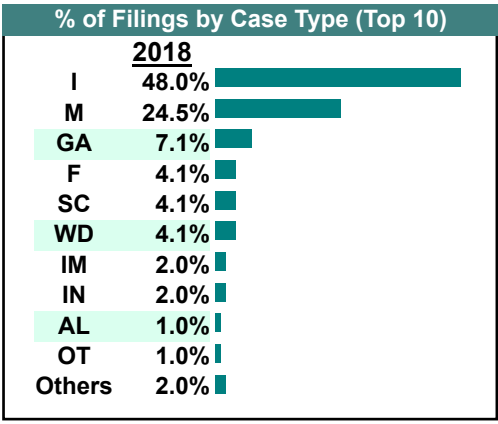
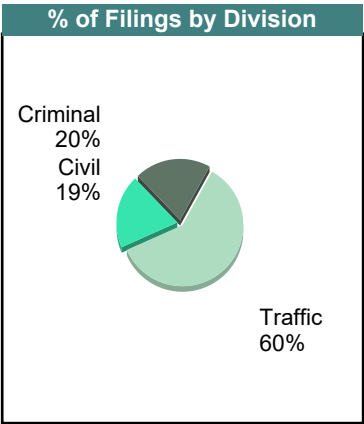
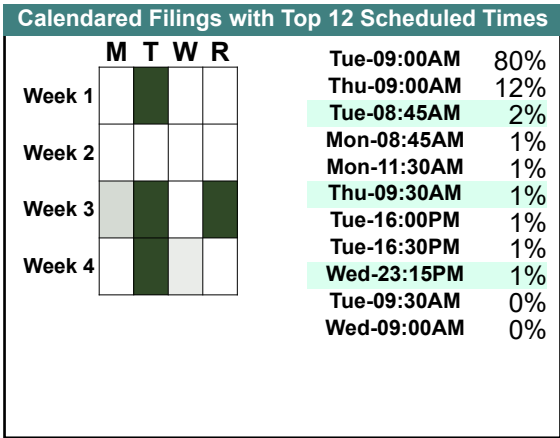


CASELOAD STATISTICS OF THE GENERAL DISTRICT COURTS

October 2018

Craig
District: 25

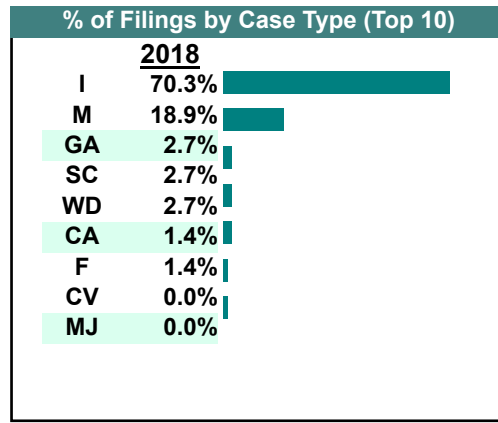
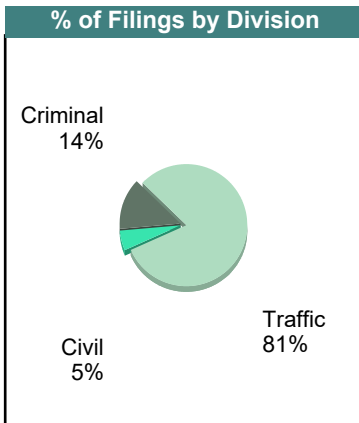
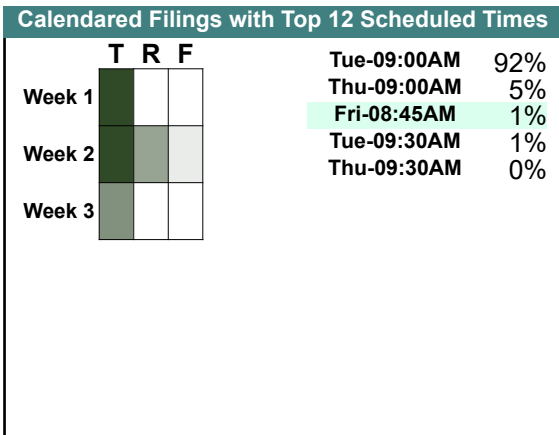
		<u>Filings</u>	<u>Hearings</u>	<u>Transactions</u>	<u>Concluded</u>	<u>Cont</u>
<u>Criminal</u>						
Felony	F	4	7	7	3	4
Misdemeanor	M	12	29	29	6	23
Show Cause	SC	4	7	7	3	4
Criminal Total		20	43	43	12	31
<u>Traffic</u>						
Capias	CA	0	2	2	1	1
Infraction	I	47	41	58	46	12
Misdemeanor	M	12	35	35	10	25
Traffic Total		59	78	95	57	38
<u>Civil</u>						
Admin License	AL	1	0	1	1	-
Garnishment	GA	7	2	7	5	2
Impoundment	IM	2	0	2	2	-
Interrogatory	IN	2	3	5	2	3
Other	OT	1	0	1	1	-
Protective Order	PO	1	1	1	0	1
Prelim Prot Order	PP	1	0	1	1	-
Warrant in Debt	WD	4	5	7	6	1
Civil Total		19	11	25	18	7
Craig Totals		98	132	163	87	76



CASELOAD STATISTICS OF THE GENERAL DISTRICT COURTS

September 2018

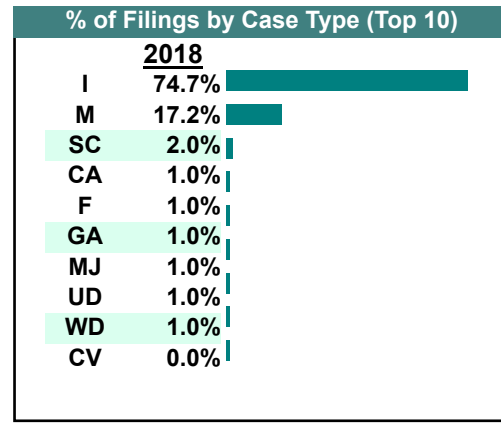
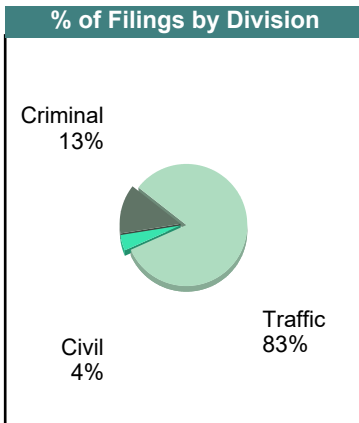
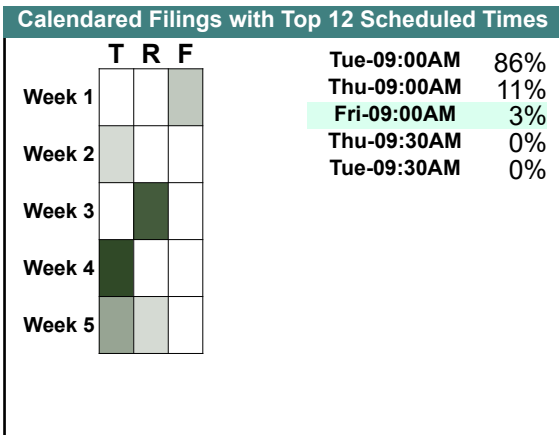
		<u>Filings</u>	<u>Hearings</u>	<u>Transactions</u>	<u>Concluded</u>	<u>Cont</u>
<u>Criminal</u>						
Capias	CA	0	2	2	1	1
Civil Violation	CV	0	3	3	0	3
Felony	F	1	2	2	0	2
Misdemeanor	M	7	18	18	5	13
Show Cause	SC	2	2	2	1	1
Criminal Total		10	27	27	7	20
<u>Traffic</u>						
Capias	CA	1	2	2	1	1
Infraction	I	52	52	67	53	14
Misdemeanor	M	7	20	20	6	14
Show Cause	SC	0	1	1	0	1
Traffic Total		60	75	90	60	30
<u>Civil</u>						
Garnishment	GA	2	1	2	1	1
Motion for Judgment	MJ	0	0	1	1	-
Warrant in Debt	WD	2	2	2	2	-
Civil Total		4	3	5	4	1
Craig Totals		74	105	122	71	51



CASELOAD STATISTICS OF THE GENERAL DISTRICT COURTS

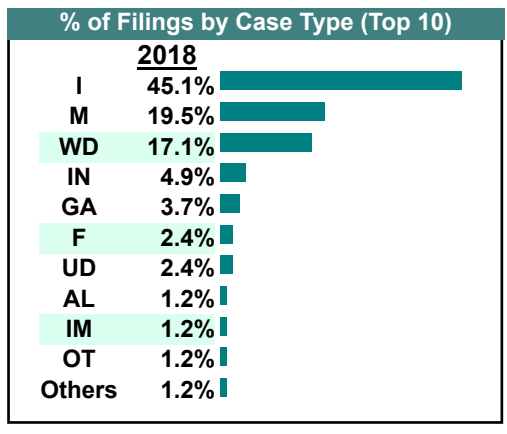
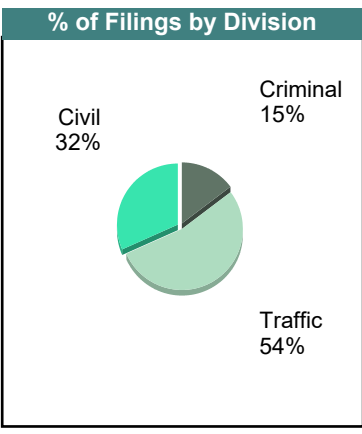
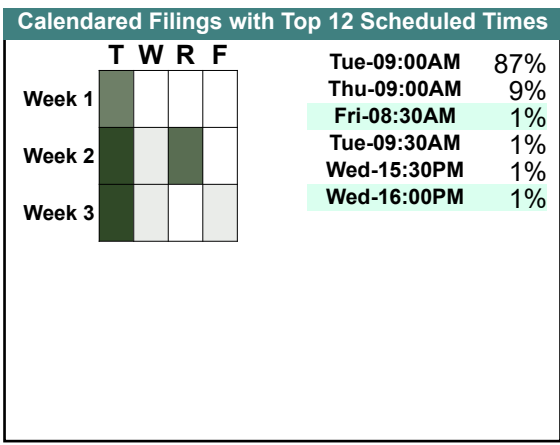
August 2018

		<u>Filings</u>	<u>Hearings</u>	<u>Transactions</u>	<u>Concluded</u>	<u>Cont</u>
<u>Criminal</u>						
Civil Violation	CV	0	2	2	0	2
Felony	F	1	6	6	0	6
Misdemeanor	M	10	24	24	7	17
Show Cause	SC	2	4	4	2	2
Criminal Total		13	36	36	9	27
<u>Traffic</u>						
Capias	CA	1	3	3	0	3
Infraction	I	74	65	90	73	17
Misdemeanor	M	7	25	25	11	14
Show Cause	SC	0	1	1	0	1
Traffic Total		82	94	119	84	35
<u>Civil</u>						
Garnishment	GA	1	0	1	1	-
Motion for Judgment	MJ	1	1	1	0	1
Unlawful Detainer	UD	1	3	3	3	-
Warrant in Debt	WD	1	1	4	4	-
Civil Total		4	5	9	8	1
Craig Totals		99	135	164	101	63



July 2018

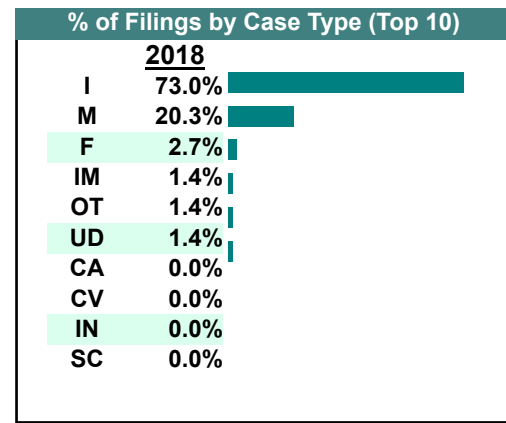
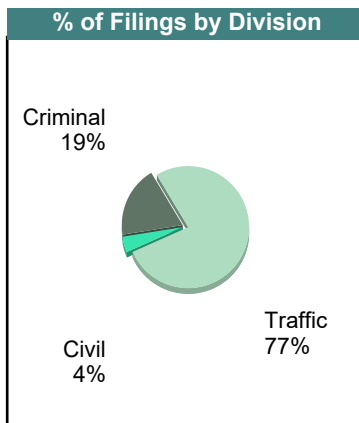
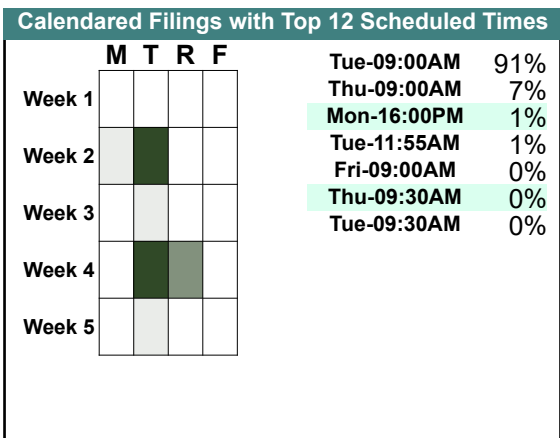
		Filings	Hearings	Transactions	Concluded	Cont
<u>Criminal</u>						
Felony	F	2	2	2	0	2
Misdemeanor	M	9	19	19	9	10
Show Cause	SC	1	3	3	1	2
Criminal Total		12	24	24	10	14
<u>Traffic</u>						
Infraction	I	37	34	43	32	11
Misdemeanor	M	7	16	16	5	11
Show Cause	SC	0	1	1	0	1
Traffic Total		44	51	60	37	23
<u>Civil</u>						
Admin License	AL	1	0	1	1	-
Garnishment	GA	3	0	3	3	-
Impoundment	IM	1	0	1	1	-
Interrogatory	IN	4	4	5	1	4
Other	OT	1	0	1	1	-
Unlawful Detainer	UD	2	3	3	1	2
Warrant in Debt	WD	14	13	15	12	3
Civil Total		26	20	29	20	9
Craig Totals		82	95	113	67	46



CASELOAD STATISTICS OF THE GENERAL DISTRICT COURTS

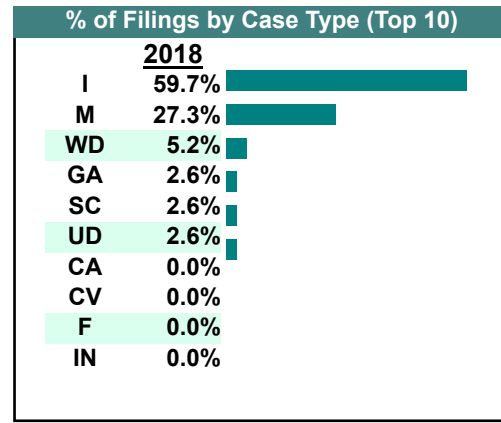
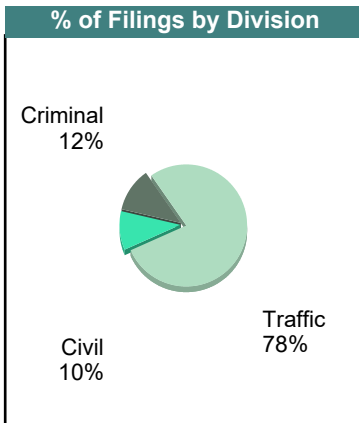
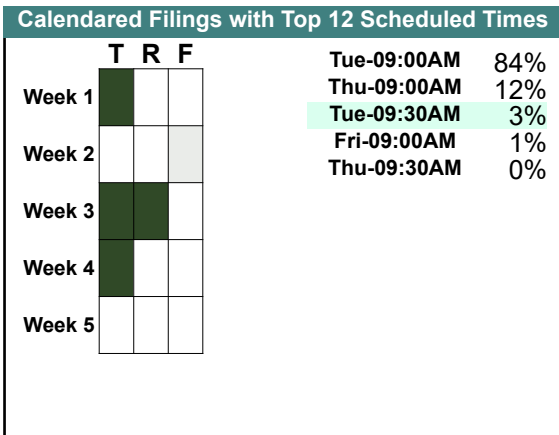
June 2018

		<u>Filings</u>	<u>Hearings</u>	<u>Transactions</u>	<u>Concluded</u>	<u>Cont</u>
<u>Criminal</u>						
Capias	CA	0	1	1	0	1
Civil Violation	CV	0	3	3	1	2
Felony	F	2	11	11	9	2
Misdemeanor	M	12	48	48	22	26
Show Cause	SC	0	2	2	1	1
Criminal Total		14	65	65	33	32
<u>Traffic</u>						
Capias	CA	0	2	2	0	2
Infraction	I	54	46	60	52	8
Misdemeanor	M	3	14	14	3	11
Show Cause	SC	0	1	1	0	1
Traffic Total		57	63	77	55	22
<u>Civil</u>						
Impoundment	IM	1	0	1	1	-
Interrogatory	IN	0	0	1	1	-
Other	OT	1	0	1	1	-
Unlawful Detainer	UD	1	0	1	1	-
Civil Total		3	0	4	4	0
Craig Totals		74	128	146	92	54



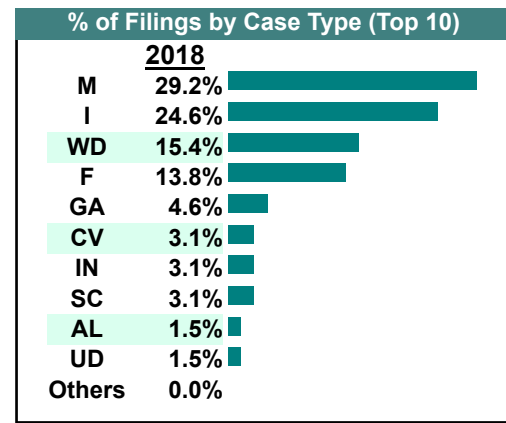
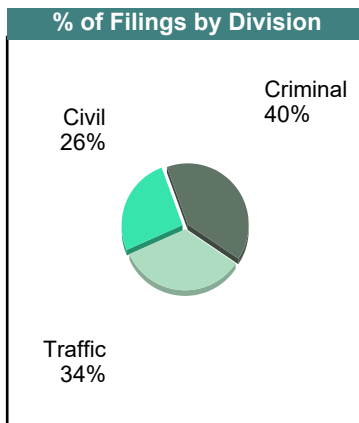
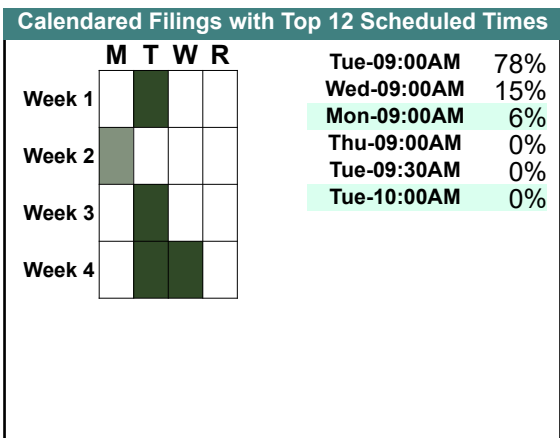
May 2018

		Filings	Hearings	Transactions	Concluded	Cont
<u>Criminal</u>						
Civil Violation	CV	0	2	2	0	2
Felony	F	0	8	8	4	4
Misdemeanor	M	8	37	37	21	16
Show Cause	SC	1	2	2	1	1
Criminal Total		9	49	49	26	23
<u>Traffic</u>						
Capias	CA	0	1	1	0	1
Infraction	I	46	42	55	47	8
Misdemeanor	M	13	26	26	15	11
Show Cause	SC	1	1	1	1	-
Traffic Total		60	70	83	63	20
<u>Civil</u>						
Garnishment	GA	2	0	2	2	-
Interrogatory	IN	0	2	2	0	2
Unlawful Detainer	UD	2	1	2	1	1
Warrant in Debt	WD	4	5	5	2	3
Civil Total		8	8	11	5	6
Craig Totals		77	127	143	94	49



April 2018

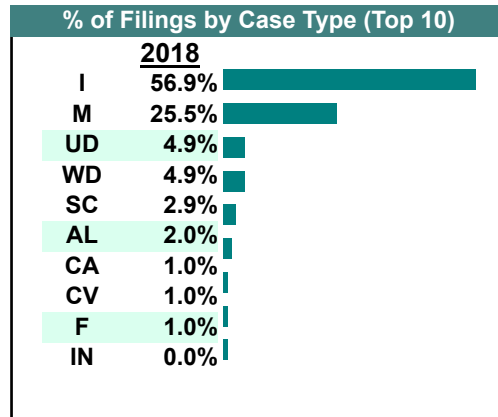
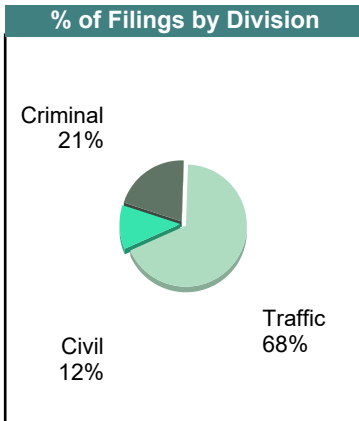
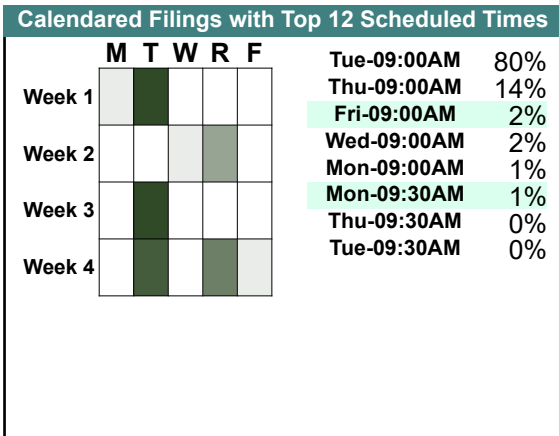
		Filings	Hearings	Transactions	Concluded	Cont
<u>Criminal</u>						
Civil Violation	CV	2	4	4	0	4
Felony	F	9	11	11	2	9
Misdemeanor	M	13	20	20	6	14
Show Cause	SC	2	5	5	3	2
Criminal Total		26	40	40	11	29
<u>Traffic</u>						
Capias	CA	0	1	1	0	1
Infraction	I	16	18	23	19	4
Misdemeanor	M	6	16	16	7	9
Show Cause	SC	0	1	1	0	1
Traffic Total		22	36	41	26	15
<u>Civil</u>						
Admin License	AL	1	0	1	1	-
Garnishment	GA	3	0	3	3	-
Interrogatory	IN	2	1	3	2	1
Unlawful Detainer	UD	1	2	2	2	-
Warrant in Debt	WD	10	8	15	14	1
Civil Total		17	11	24	22	2
Craig Totals		65	87	105	59	46



CASELOAD STATISTICS OF THE GENERAL DISTRICT COURTS

March 2018

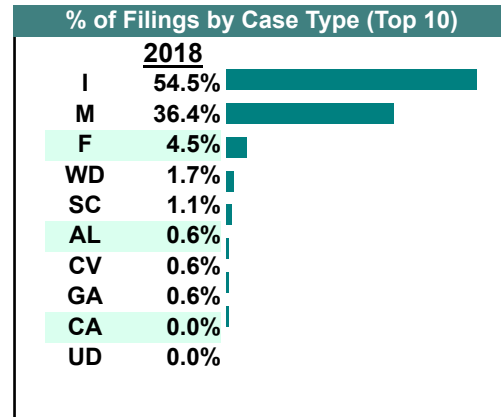
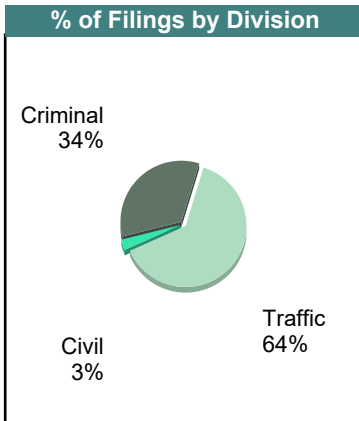
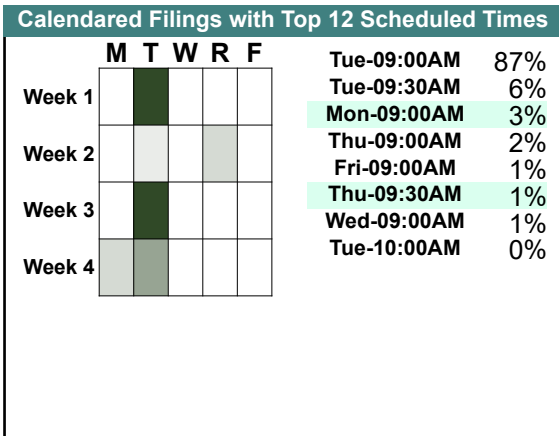
		<u>Filings</u>	<u>Hearings</u>	<u>Transactions</u>	<u>Concluded</u>	<u>Cont</u>
<u>Criminal</u>						
Civil Violation	CV	1	3	3	0	3
Felony	F	1	6	6	4	2
Misdemeanor	M	16	35	35	14	21
Show Cause	SC	3	3	3	1	2
Criminal Total		21	47	47	19	28
<u>Traffic</u>						
Capias	CA	1	1	1	0	1
Infraction	I	58	58	69	60	9
Misdemeanor	M	10	25	25	9	16
Traffic Total		69	84	95	69	26
<u>Civil</u>						
Admin License	AL	2	0	2	2	-
Interrogatory	IN	0	0	1	1	-
Unlawful Detainer	UD	5	3	5	4	1
Warrant in Debt	WD	5	5	8	7	1
Civil Total		12	8	16	14	2
Craig Totals		102	139	158	102	56



CASELOAD STATISTICS OF THE GENERAL DISTRICT COURTS

February 2018

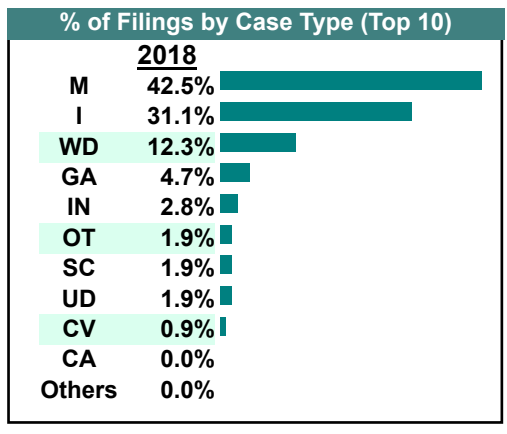
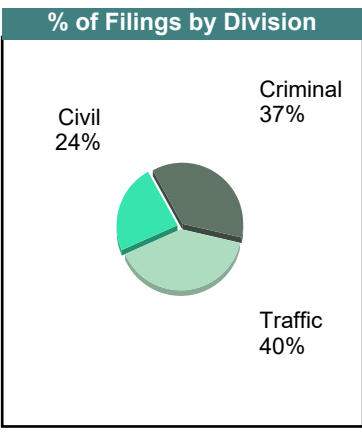
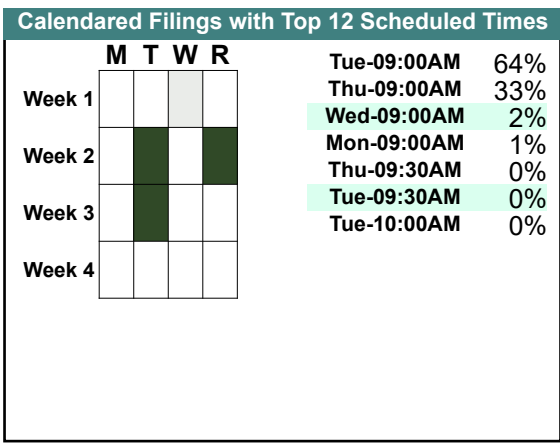
		<u>Filings</u>	<u>Hearings</u>	<u>Transactions</u>	<u>Concluded</u>	<u>Cont</u>
<u>Criminal</u>						
Civil Violation	CV	1	1	1	0	1
Felony	F	8	11	11	0	11
Misdemeanor	M	48	79	82	50	32
Show Cause	SC	2	7	7	3	4
Criminal Total		59	98	101	53	48
<u>Traffic</u>						
Capias	CA	0	1	1	0	1
Infraction	I	96	78	106	92	14
Misdemeanor	M	16	27	27	10	17
Traffic Total		112	106	134	102	32
<u>Civil</u>						
Admin License	AL	1	0	1	1	-
Garnishment	GA	1	0	1	1	-
Unlawful Detainer	UD	0	0	2	2	-
Warrant in Debt	WD	3	6	10	6	4
Civil Total		5	6	14	10	4
Craig Totals		176	210	249	165	84



CASELOAD STATISTICS OF THE GENERAL DISTRICT COURTS

January 2018

		<u>Filings</u>	<u>Hearings</u>	<u>Transactions</u>	<u>Concluded</u>	<u>Cont</u>
<u>Criminal</u>						
Capias	CA	0	1	1	1	-
Civil Violation	CV	1	1	1	0	1
Felony	F	0	4	4	2	2
Misdemeanor	M	37	66	66	42	24
Show Cause	SC	1	2	2	0	2
Criminal Total		39	74	74	45	29
<u>Traffic</u>						
Infraction	I	33	30	39	33	6
Misdemeanor	M	8	11	11	7	4
Show Cause	SC	1	1	1	0	1
Traffic Total		42	42	51	40	11
<u>Civil</u>						
Garnishment	GA	5	0	5	5	-
Interrogatory	IN	3	2	4	2	2
Other	OT	2	0	2	2	-
Unlawful Detainer	UD	2	2	2	0	2
Warrant in Debt	WD	13	17	19	12	7
Civil Total		25	21	32	21	11
Craig Totals		106	137	157	106	51



CASELOAD STATISTICS OF THE GENERAL DISTRICT COURTS


December 2018

Highland

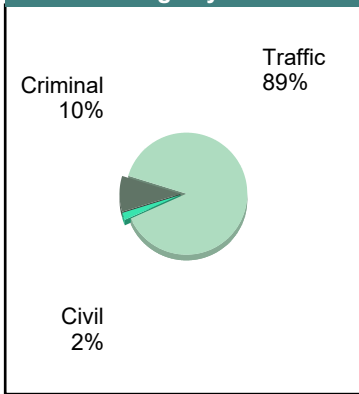
District: 25

		<u>Filings</u>	<u>Hearings</u>	<u>Transactions</u>	<u>Concluded</u>	<u>Cont</u>
<u>Criminal</u>						
Misdemeanor	M	25	32	32	24	8
Criminal Total		25	32	32	24	8
<u>Traffic</u>						
Capias	CA	1	4	4	2	2
Infraction	I	222	121	242	217	25
Misdemeanor	M	9	15	15	9	6
Traffic Total		232	140	261	228	33
<u>Civil</u>						
Warrant in Debt	WD	5	3	5	4	1
Civil Total		5	3	5	4	1
Highland Totals		262	175	298	256	42

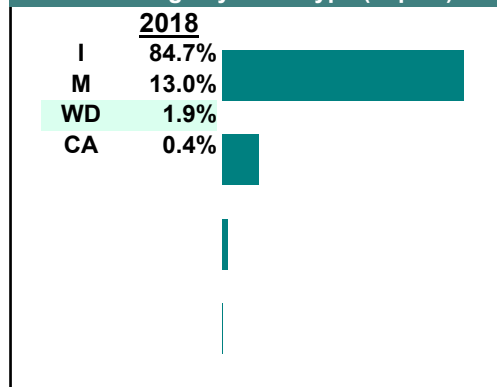
Calendared Filings with Top 12 Scheduled Times



% of Filings by Division



% of Filings by Case Type (Top 10)



CASELOAD STATISTICS OF THE GENERAL DISTRICT COURTS


November 2018

Highland

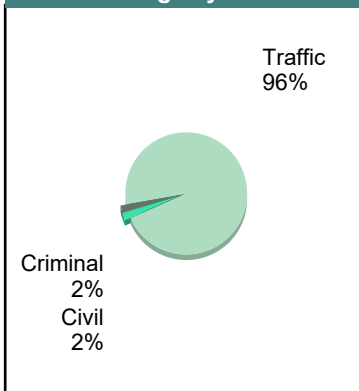
District: 25

		<u>Filings</u>	<u>Hearings</u>	<u>Transactions</u>	<u>Concluded</u>	<u>Cont</u>
<u>Criminal</u>						
Felony	F	0	2	2	1	1
Misdemeanor	M	0	5	5	2	3
Show Cause	SC	1	1	1	1	-
Criminal Total		1	8	8	4	4
<u>Traffic</u>						
Capias	CA	1	1	1	0	1
Infraction	I	49	22	51	41	10
Misdemeanor	M	1	2	2	0	2
Traffic Total		51	25	54	41	13
<u>Civil</u>						
Warrant in Debt	WD	1	0	1	1	-
Civil Total		1	0	1	1	0
Highland Totals		53	33	63	46	17

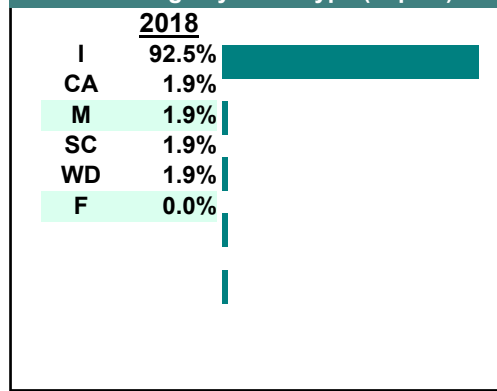
Calendared Filings with Top 12 Scheduled Times



% of Filings by Division




% of Filings by Case Type (Top 10)

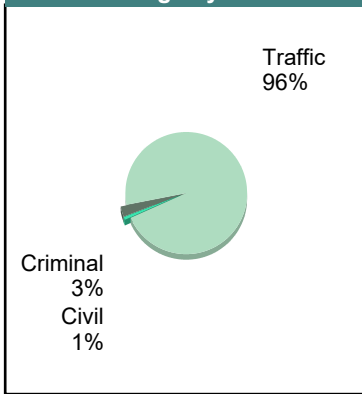


		Filings	Hearings	Transactions	Concluded	Cont
<u>Criminal</u>						
Felony	F	2	2	2	0	2
Misdemeanor	M	1	9	9	6	3
Criminal Total		3	11	11	6	5
<u>Traffic</u>						
Infraction	I	100	53	105	87	18
Misdemeanor	M	6	8	8	8	-
Traffic Total		106	61	113	95	18
<u>Civil</u>						
Warrant in Debt	WD	1	1	2	2	-
Civil Total		1	1	2	2	0
Highland Totals		110	73	126	103	23

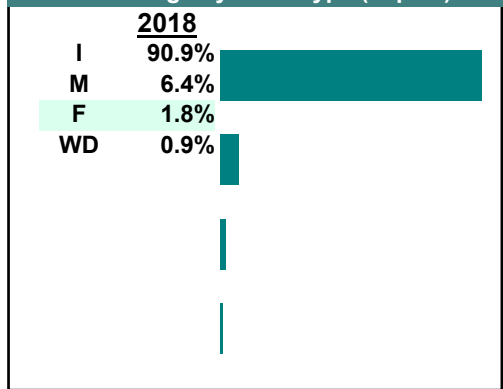
Calendared Filings with Top 12 Scheduled Times



% of Filings by Division



% of Filings by Case Type (Top 10)



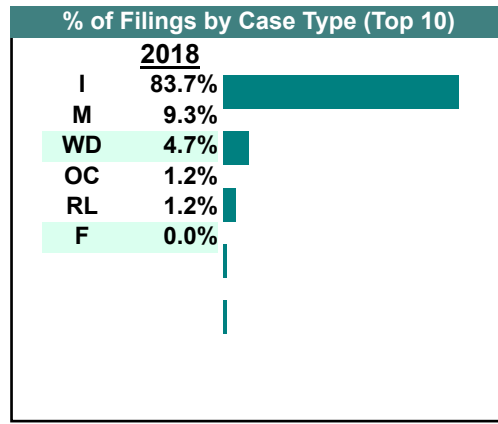
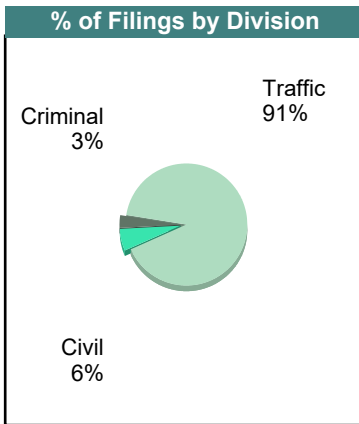
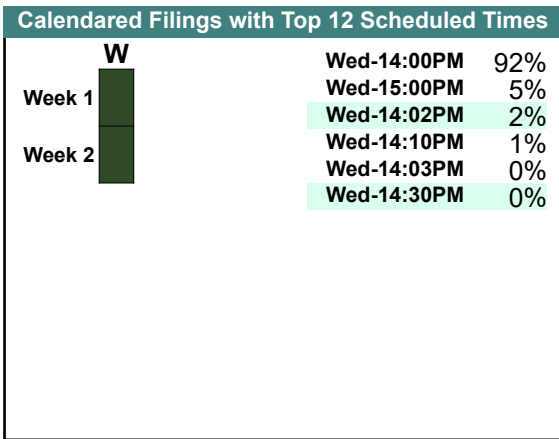
CASELOAD STATISTICS OF THE GENERAL DISTRICT COURTS

September 2018

Highland

District: 25

		<u>Filings</u>	<u>Hearings</u>	<u>Transactions</u>	<u>Concluded</u>	<u>Cont</u>
<u>Criminal</u>						
Felony	F	0	3	3	3	-
Misdemeanor	M	3	9	10	3	7
Criminal Total		3	12	13	6	7
<u>Traffic</u>						
Felony	F	0	1	1	1	-
Infraction	I	72	40	77	69	8
Misdemeanor	M	5	7	7	4	3
Restricted O/L	RL	1	1	1	1	-
Traffic Total		78	49	86	75	11
<u>Civil</u>						
Overweight	OC	1	0	1	1	-
Warrant in Debt	WD	4	2	6	6	-
Civil Total		5	2	7	7	0
Highland Totals		86	63	106	88	18



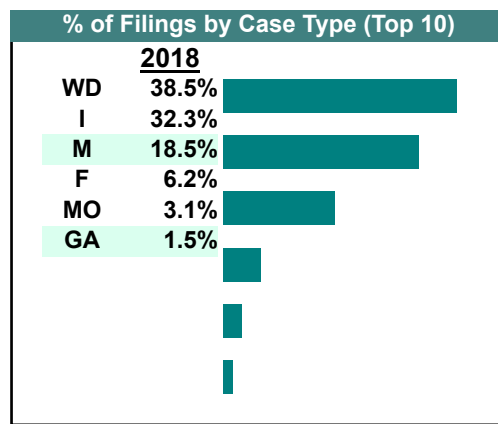
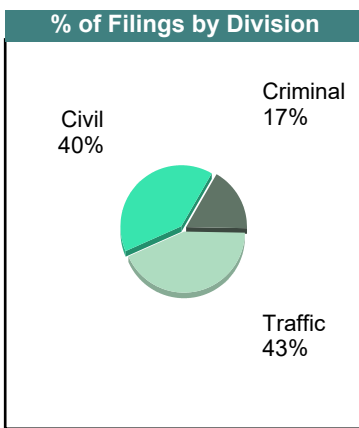
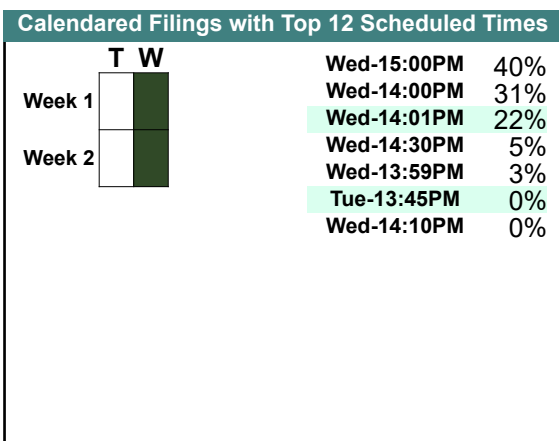
CASELOAD STATISTICS OF THE GENERAL DISTRICT COURTS

August 2018

Highland

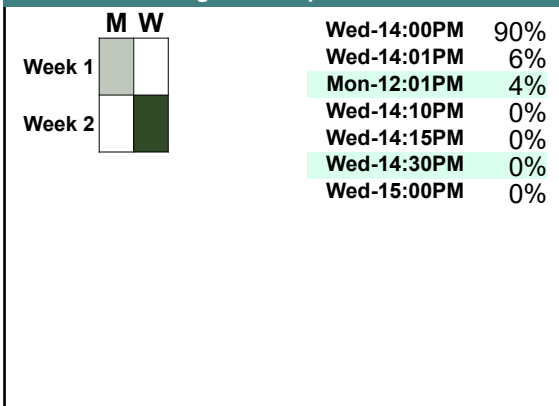
District: 25

		<u>Filings</u>	<u>Hearings</u>	<u>Transactions</u>	<u>Concluded</u>	<u>Cont</u>
<u>Criminal</u>						
Felony	F	3	4	4	1	3
Misdemeanor	M	7	10	10	9	1
Motion	MO	1	1	1	1	-
Criminal Total		11	15	15	11	4
<u>Traffic</u>						
Felony	F	1	1	1	0	1
Infraction	I	21	18	31	24	7
Misdemeanor	M	5	8	8	3	5
Motion	MO	1	1	1	1	-
Traffic Total		28	28	41	28	13
<u>Civil</u>						
Garnishment	GA	1	0	1	1	-
Warrant in Debt	WD	25	13	25	22	3
Civil Total		26	13	26	23	3
Highland Totals		65	56	82	62	20

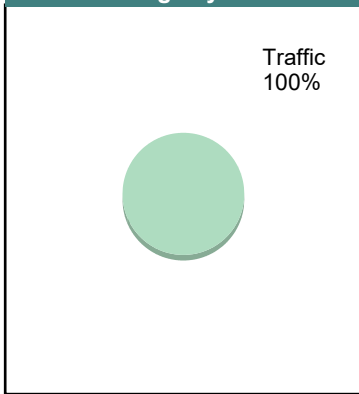


		<u>Filings</u>	<u>Hearings</u>	<u>Transactions</u>	<u>Concluded</u>	<u>Cont</u>
<u>Criminal</u>						
Misdemeanor	M	0	5	5	2	3
Criminal Total		0	5	5	2	3
<u>Traffic</u>						
Infraction	I	48	34	59	51	8
Misdemeanor	M	4	8	8	5	3
Traffic Total		52	42	67	56	11
<u>Civil</u>						
Unlawful Detainer	UD	0	0	1	1	-
Warrant in Debt	WD	0	0	1	1	-
Civil Total		0	0	2	2	0
Highland Totals		52	47	74	60	14

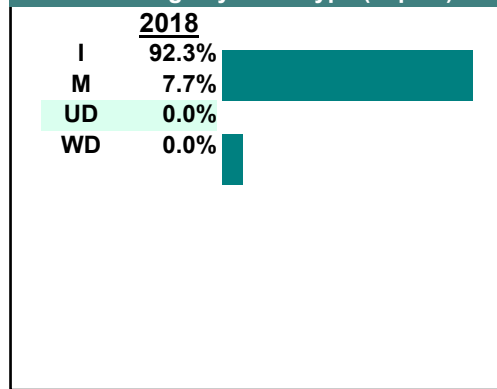
Calendared Filings with Top 12 Scheduled Times



% of Filings by Division



% of Filings by Case Type (Top 10)



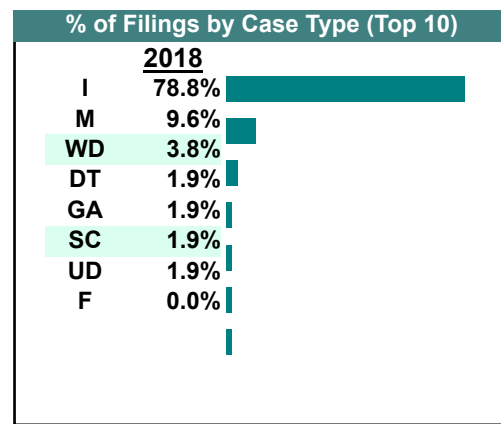
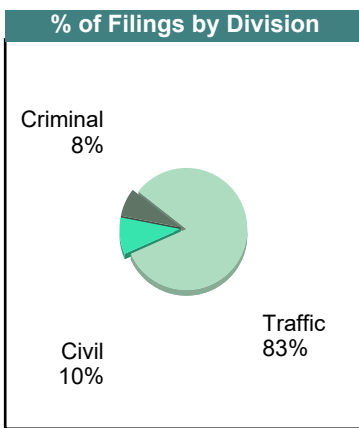
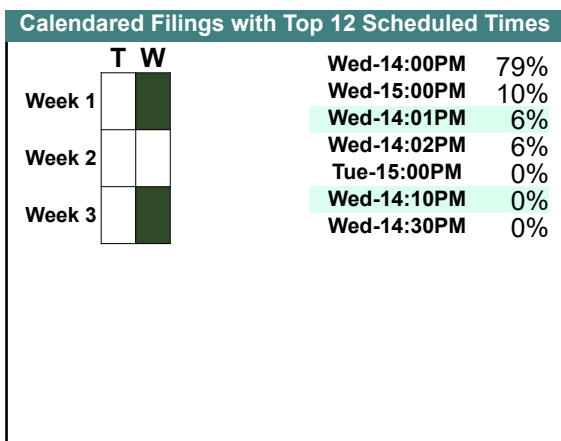
CASELOAD STATISTICS OF THE GENERAL DISTRICT COURTS

June 2018

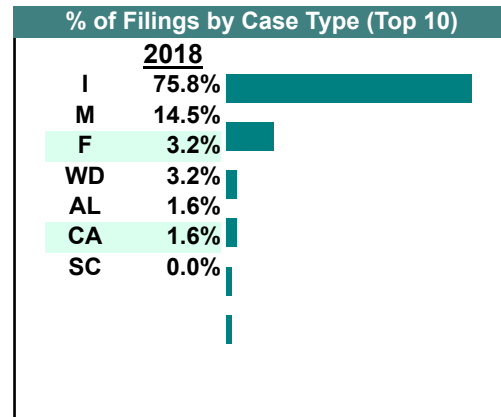
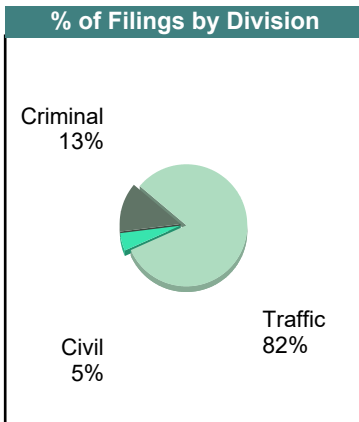
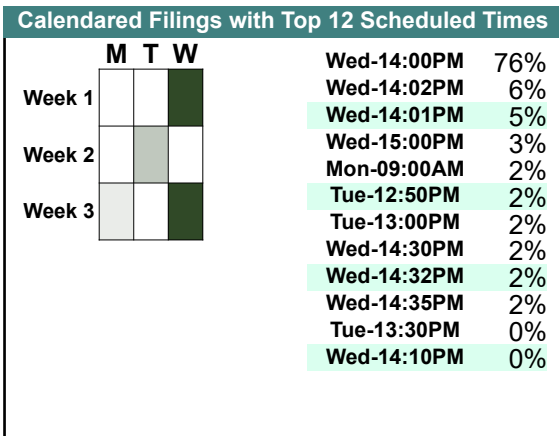
Highland

District: 25

		<u>Filings</u>	<u>Hearings</u>	<u>Transactions</u>	<u>Concluded</u>	<u>Cont</u>
<u>Criminal</u>						
Felony	F	0	2	2	2	-
Misdemeanor	M	3	4	6	6	-
Show Cause	SC	1	2	2	2	-
Criminal Total		4	8	10	10	0
<u>Traffic</u>						
Infraction	I	41	20	48	41	7
Misdemeanor	M	2	2	2	1	1
Traffic Total		43	22	50	42	8
<u>Civil</u>						
Detinue	DT	1	1	1	1	-
Garnishment	GA	1	0	1	1	-
Unlawful Detainer	UD	1	1	1	0	1
Warrant in Debt	WD	2	2	2	1	1
Civil Total		5	4	5	3	2
Highland Totals		52	34	65	55	10




		Filings	Hearings	Transactions	Concluded	Cont
<u>Criminal</u>						
Felony	F	2	5	5	0	5
Misdemeanor	M	6	11	12	7	5
Show Cause	SC	0	2	2	0	2
Criminal Total		8	18	19	7	12
<u>Traffic</u>						
Capias	CA	1	2	2	2	-
Infraction	I	47	27	54	46	8
Misdemeanor	M	3	8	8	7	1
Traffic Total		51	37	64	55	9
<u>Civil</u>						
Admin License	AL	1	0	1	1	-
Warrant in Debt	WD	2	2	3	3	-
Civil Total		3	2	4	4	0
Highland Totals		62	57	87	66	21

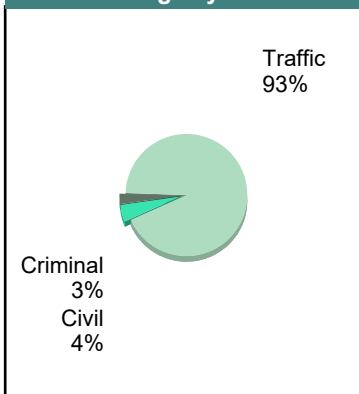


		<u>Filings</u>	<u>Hearings</u>	<u>Transactions</u>	<u>Concluded</u>	<u>Cont</u>
<u>Criminal</u>						
Misdemeanor	M	2	11	11	1	10
Criminal Total		2	11	11	1	10
<u>Traffic</u>						
Infraction	I	62	57	93	76	17
Misdemeanor	M	2	10	10	5	5
Traffic Total		64	67	103	81	22
<u>Civil</u>						
Admin License	AL	1	0	1	1	-
Garnishment	GA	0	0	1	1	-
Warrant in Debt	WD	2	3	5	4	1
Civil Total		3	3	7	6	1
Highland Totals		69	81	121	88	33

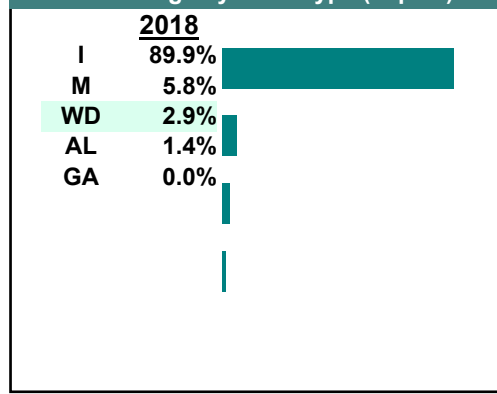
Calendared Filings with Top 12 Scheduled Times



% of Filings by Division




% of Filings by Case Type (Top 10)

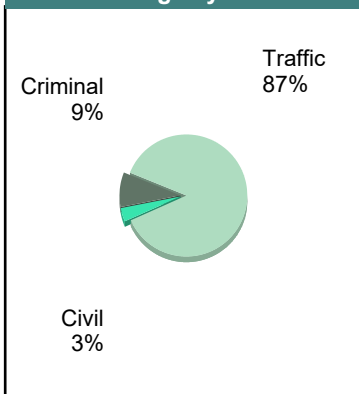


		<u>Filings</u>	<u>Hearings</u>	<u>Transactions</u>	<u>Concluded</u>	<u>Cont</u>
<u>Criminal</u>						
Misdemeanor	M	8	10	10	0	10
Criminal Total		8	10	10	0	10
<u>Traffic</u>						
Infraction	I	70	48	86	58	28
Misdemeanor	M	5	11	11	1	10
Traffic Total		75	59	97	59	38
<u>Civil</u>						
Admin License	AL	1	0	1	1	-
Garnishment	GA	1	1	1	0	1
Warrant in Debt	WD	1	2	2	0	2
Civil Total		3	3	4	1	3
Highland Totals		86	72	111	60	51

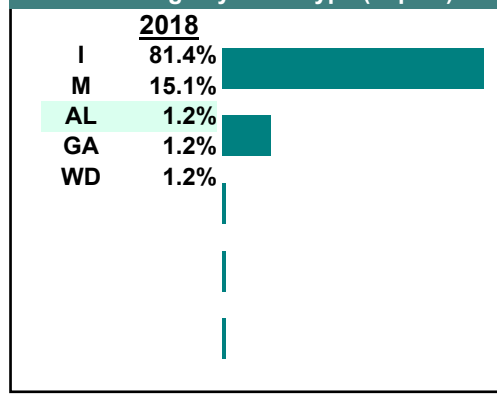
Calendared Filings with Top 12 Scheduled Times



% of Filings by Division



% of Filings by Case Type (Top 10)



CASELOAD STATISTICS OF THE GENERAL DISTRICT COURTS


February 2018

Highland

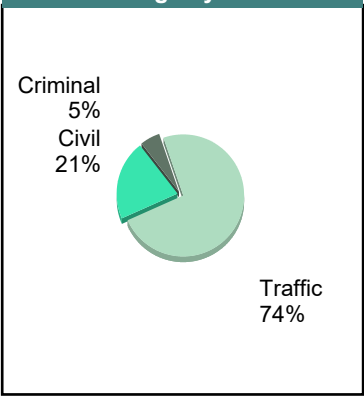
District: 25

		<u>Filings</u>	<u>Hearings</u>	<u>Transactions</u>	<u>Concluded</u>	<u>Cont</u>
<u>Criminal</u>						
Felony	F	0	2	2	1	1
Misdemeanor	M	2	9	9	7	2
Show Cause	SC	0	1	1	0	1
Criminal Total		2	12	12	8	4
<u>Traffic</u>						
Infraction	I	26	21	35	24	11
Misdemeanor	M	2	3	3	1	2
Traffic Total		28	24	38	25	13
<u>Civil</u>						
Protective Order	PO	1	0	1	1	-
Warrant in Debt	WD	7	6	8	5	3
Civil Total		8	6	9	6	3
Highland Totals		38	42	59	39	20

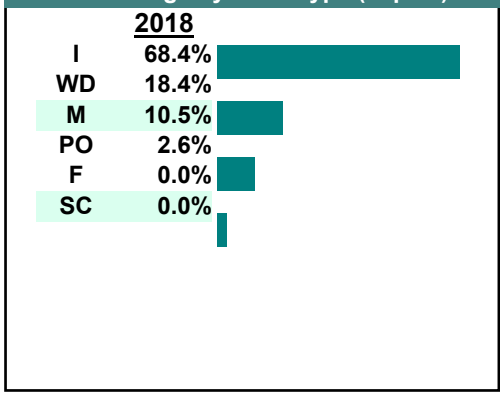
Calendared Filings with Top 12 Scheduled Times



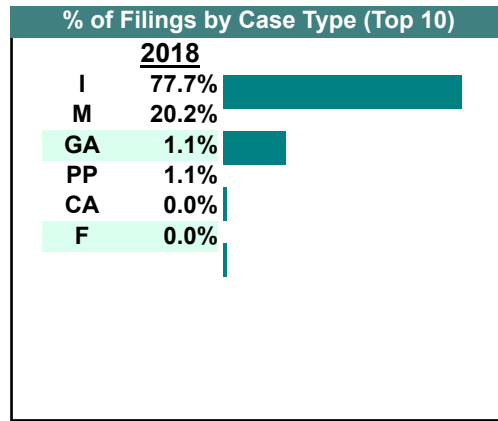
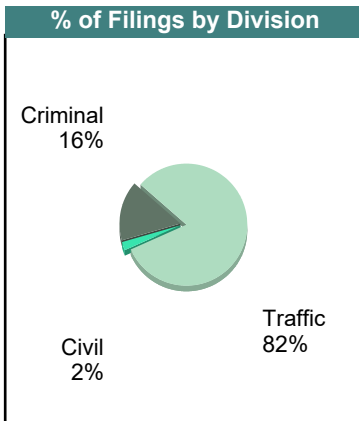
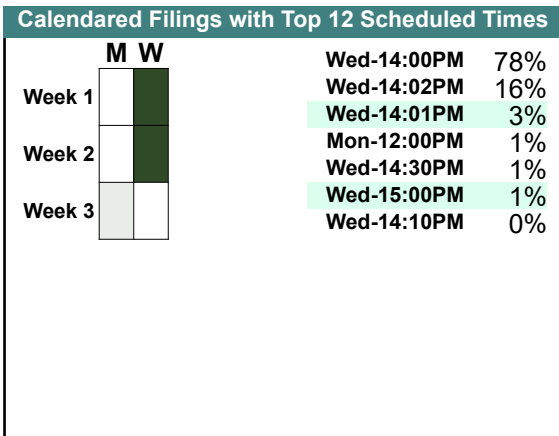
% of Filings by Division



% of Filings by Case Type (Top 10)



		<u>Filings</u>	<u>Hearings</u>	<u>Transactions</u>	<u>Concluded</u>	<u>Cont</u>
<u>Criminal</u>						
Felony	F	0	1	1	0	1
Misdemeanor	M	15	18	21	13	8
Criminal Total		15	19	22	13	9
<u>Traffic</u>						
Capias	CA	0	1	1	0	1
Infraction	I	73	28	78	70	8
Misdemeanor	M	4	7	7	2	5
Traffic Total		77	36	86	72	14
<u>Civil</u>						
Garnishment	GA	1	0	1	1	-
Prelim Prot Order	PP	1	0	1	1	-
Civil Total		2	0	2	2	0
Highland Totals		94	55	110	87	23



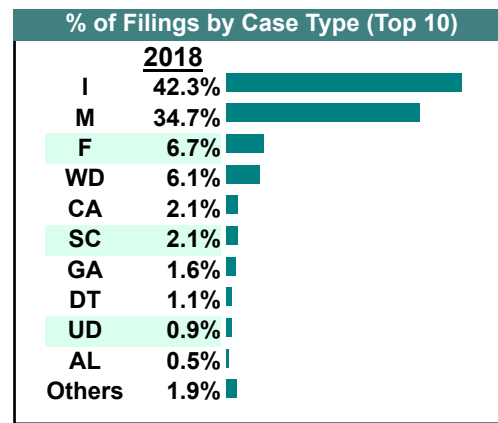
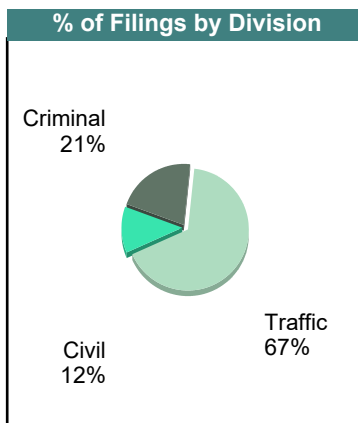
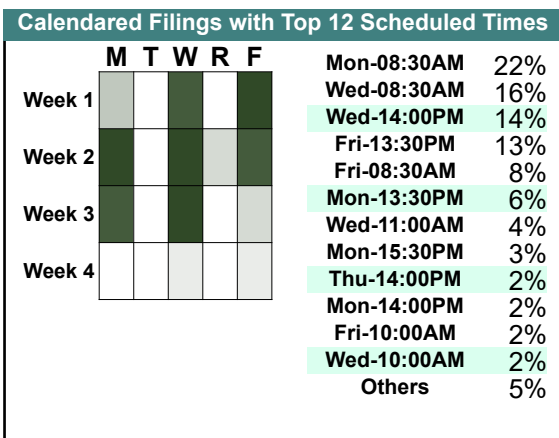
CASELOAD STATISTICS OF THE GENERAL DISTRICT COURTS

December 2018

Rockbridge

District: 25

		<u>Filings</u>	<u>Hearings</u>	<u>Transactions</u>	<u>Concluded</u>	<u>Cont</u>
<u>Criminal</u>						
Capias	CA	5	19	19	12	7
Civil Violation	CV	2	3	3	1	2
Felony	F	55	120	138	37	101
Misdemeanor	M	105	202	205	73	131
Show Cause	SC	13	24	24	14	10
Criminal Total		180	368	389	137	251
<u>Traffic</u>						
Capias	CA	13	23	23	9	14
Felony	F	2	4	7	5	2
Infraction	I	360	292	436	297	139
Misdemeanor	M	191	430	430	210	219
Show Cause	SC	3	9	9	5	4
Traffic Total		569	758	905	526	378
<u>Civil</u>						
Abstract	AJ	1	0	1	1	-
Admin License	AL	4	0	4	4	-
Counter Claim	CC	0	0	1	1	-
Detinue	DT	9	9	10	1	9
Garnishment	GA	14	1	14	13	1
Impoundment	IM	4	0	4	4	-
Interrogatory	IN	4	6	6	0	6
Motion for Judgment	MJ	1	1	1	0	1
Protective Order	PO	2	0	2	2	-
Prelim Prot Order	PP	2	0	2	2	-
Show Cause	SC	2	4	4	0	4
Tenants Assertion	TA	0	1	1	0	1
Unlawful Detainer	UD	8	8	12	5	7
Warrant in Debt	WD	52	51	55	4	51
Civil Total		103	81	117	37	80
Rockbridge Totals		852	1,207	1,411	700	709



CASELOAD STATISTICS OF THE GENERAL DISTRICT COURTS


November 2018

Rockbridge

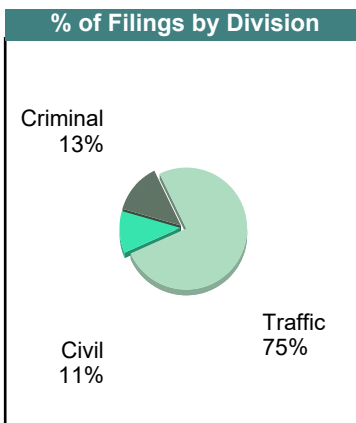
District: 25

		<u>Filings</u>	<u>Hearings</u>	<u>Transactions</u>	<u>Concluded</u>	<u>Cont</u>
<u>Criminal</u>						
Capias	CA	6	25	25	11	14
Civil Violation	CV	2	3	3	2	1
Felony	F	38	78	88	18	70
Misdemeanor	M	96	242	245	126	119
Show Cause	SC	11	25	25	10	15
Criminal Total		153	373	386	167	219
<u>Traffic</u>						
Capias	CA	4	13	13	6	7
Felony	F	1	1	2	1	1
Infraction	I	572	369	641	579	62
Misdemeanor	M	283	532	532	320	212
Show Cause	SC	2	6	6	2	4
Traffic Total		862	921	1,194	908	286
<u>Civil</u>						
Admin License	AL	5	0	5	5	-
Bond Forfeiture	BF	1	0	1	1	-
Counter Claim	CC	0	0	1	1	-
Detinue	DT	30	39	50	35	15
Garnishment	GA	32	0	37	37	-
Impoundment	IM	1	0	1	1	-
Interrogatory	IN	2	1	3	2	1
Motion for Judgment	MJ	0	1	1	0	1
Other	OT	4	3	4	4	-
Prelim Prot Order	PP	1	0	1	1	-
Show Cause	SC	4	0	6	6	-
Tenants Assertion	TA	1	1	1	0	1
Unlawful Detainer	UD	14	12	19	16	3
Warrant in Debt	WD	32	32	48	40	8
Civil Total		127	89	178	149	29
Rockbridge Totals		1,142	1,383	1,758	1,224	534

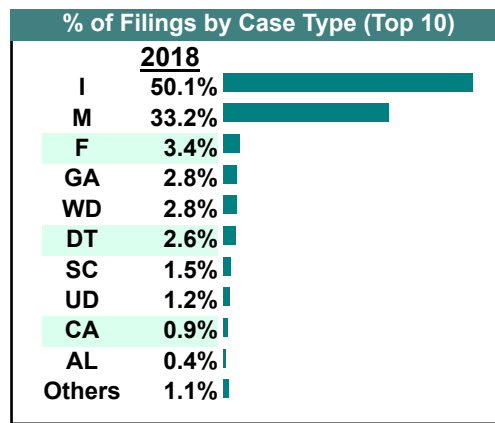
Calendared Filings with Top 12 Scheduled Times



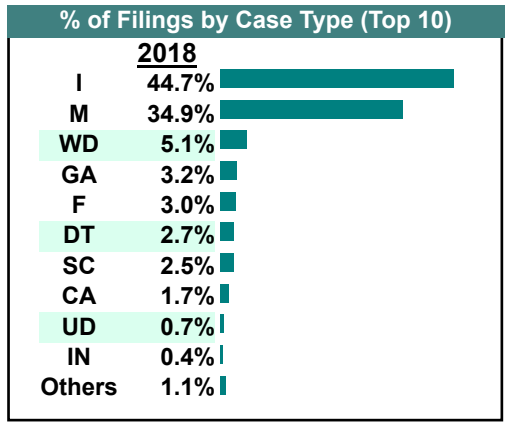
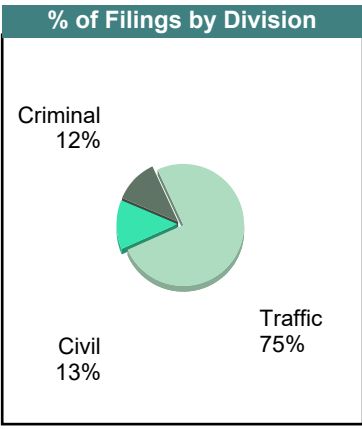
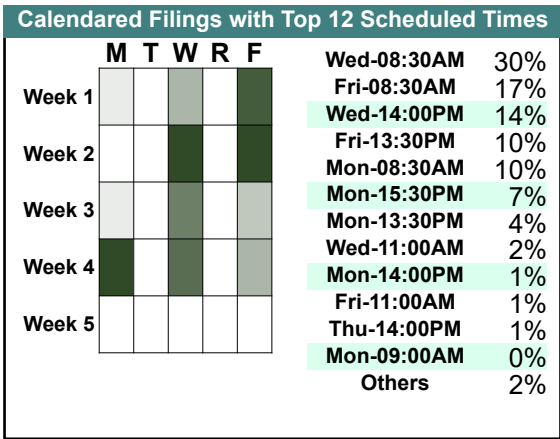
% of Filings by Division



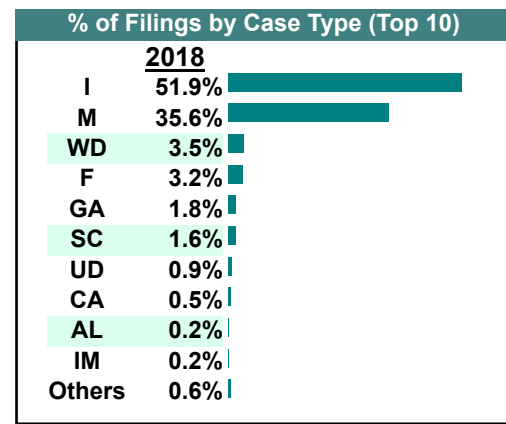
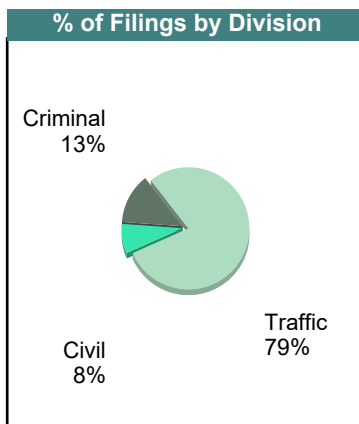
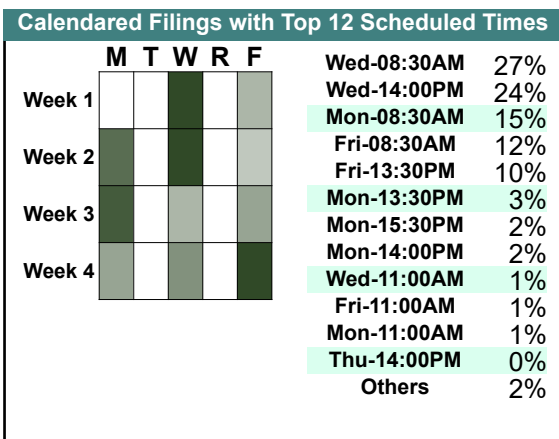
% of Filings by Case Type (Top 10)



		<u>Filings</u>	<u>Hearings</u>	<u>Transactions</u>	<u>Concluded</u>	<u>Cont</u>
<u>Criminal</u>						
Capias	CA	10	29	29	13	16
Civil Violation	CV	2	8	8	5	3
Felony	F	26	87	105	47	58
Misdemeanor	M	51	212	212	121	91
Motion	MO	1	1	1	1	-
Show Cause	SC	16	45	45	23	22
Criminal Total		106	382	400	210	190
<u>Traffic</u>						
Capias	CA	5	17	17	9	8
Felony	F	1	6	7	4	3
Infraction	I	403	309	495	430	65
Misdemeanor	M	264	524	524	307	217
Show Cause	SC	5	9	9	6	3
Traffic Total		678	865	1,052	756	296
<u>Civil</u>						
Admin License	AL	3	0	3	3	-
Counter Claim	CC	1	2	2	0	2
Detinue	DT	24	20	27	8	19
Garnishment	GA	29	5	33	28	5
Impoundment	IM	3	0	3	3	-
Interrogatory	IN	4	1	4	3	1
Show Cause	SC	2	2	2	0	2
Unlawful Detainer	UD	6	8	10	4	6
Warrant in Debt	WD	46	45	64	48	16
Civil Total		118	83	148	97	51
Rockbridge Totals		902	1,330	1,600	1,063	537

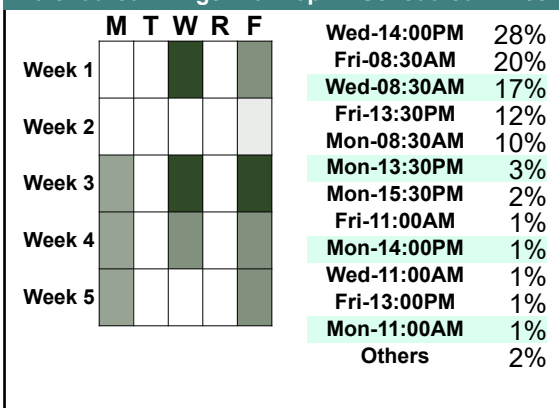


		<u>Filings</u>	<u>Hearings</u>	<u>Transactions</u>	<u>Concluded</u>	<u>Cont</u>
<u>Criminal</u>						
Capias	CA	5	28	28	13	15
Civil Violation	CV	0	4	4	1	3
Felony	F	54	116	134	34	100
Misdemeanor	M	154	286	289	89	200
Show Cause	SC	16	42	42	25	17
Criminal Total		229	476	497	162	335
<u>Traffic</u>						
Capias	CA	2	6	6	1	5
Felony	F	1	3	3	1	2
Infraction	I	893	519	973	877	96
Misdemeanor	M	459	737	738	425	312
Show Cause	SC	4	8	8	3	5
Traffic Total		1,359	1,273	1,728	1,307	420
<u>Civil</u>						
Admin License	AL	4	0	4	4	-
Bond Forfeiture	BF	0	1	1	1	-
Capias	CA	1	1	1	1	-
Counter Claim	CC	1	1	1	0	1
Detinue	DT	1	7	16	14	2
Garnishment	GA	31	4	33	29	4
Impoundment	IM	3	0	3	3	-
Interrogatory	IN	2	2	9	7	2
Motion for Judgment	MJ	1	1	1	0	1
Other	OT	1	0	1	1	-
Protective Order	PO	2	0	2	2	-
Prelim Prot Order	PP	2	0	2	2	-
Petition-Restore Arms	PR	1	0	1	1	-
Show Cause	SC	7	2	9	7	2
Tenants Assertion	TA	0	0	1	1	-
Unlawful Detainer	UD	15	15	18	16	2
Warrant in Debt	WD	60	58	77	63	14
Civil Total		132	92	180	152	28
Rockbridge Totals		1,720	1,841	2,405	1,621	783

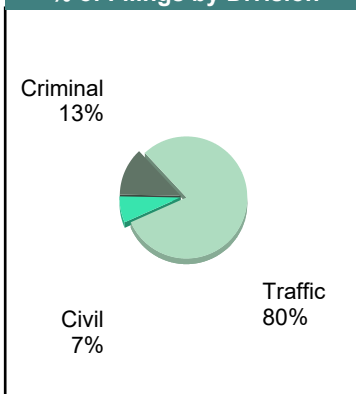


		<u>Filings</u>	<u>Hearings</u>	<u>Transactions</u>	<u>Concluded</u>	<u>Cont</u>
<u>Criminal</u>						
Capias	CA	10	33	33	6	27
Civil Violation	CV	1	5	5	1	4
Felony	F	41	96	111	26	85
Misdemeanor	M	65	185	189	72	117
Show Cause	SC	20	37	37	13	24
Criminal Total		137	356	375	118	257
<u>Traffic</u>						
Capias	CA	9	16	16	7	9
Felony	F	2	5	5	0	5
Infraction	I	501	325	563	491	72
Misdemeanor	M	353	612	612	347	265
Show Cause	SC	11	13	13	7	6
Traffic Total		876	971	1,209	852	357
<u>Civil</u>						
Abstract	AJ	1	0	1	1	-
Admin License	AL	4	0	4	4	-
Detinue	DT	8	9	17	13	4
Garnishment	GA	14	2	16	14	2
Impoundment	IM	5	0	5	5	-
Interrogatory	IN	1	7	9	2	7
Motion for Judgment	MJ	1	1	2	1	1
Protective Order	PO	1	0	1	1	-
Prelim Prot Order	PP	2	0	2	2	-
Show Cause	SC	2	2	3	1	2
Tenants Assertion	TA	1	2	2	0	2
Unlawful Detainer	UD	16	14	22	18	4
Warrant in Debt	WD	21	41	48	38	10
Civil Total		77	78	132	100	32
Rockbridge Totals		1,090	1,405	1,716	1,070	646

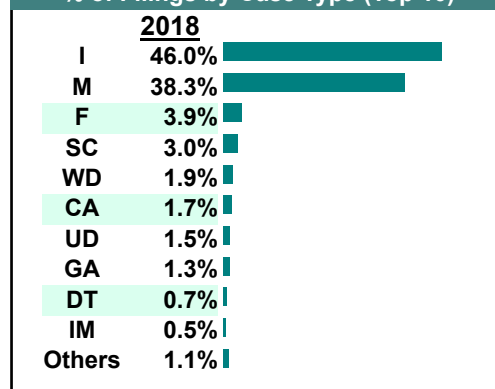
Calendared Filings with Top 12 Scheduled Times



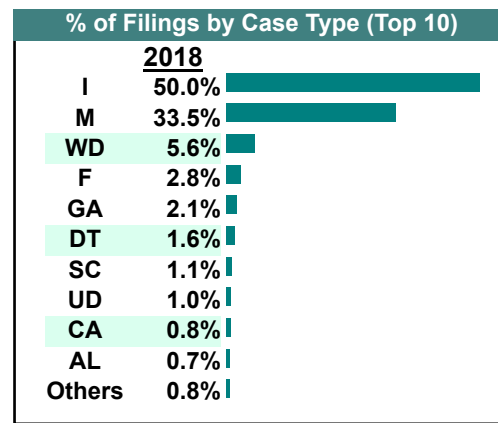
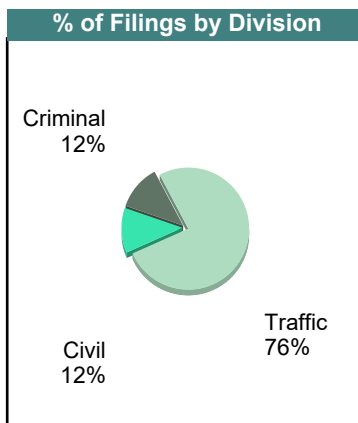
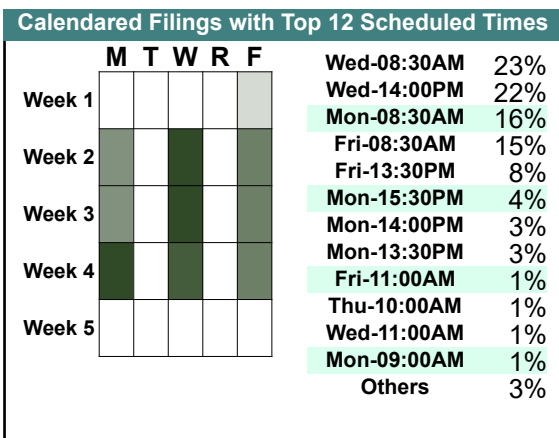
% of Filings by Division



% of Filings by Case Type (Top 10)

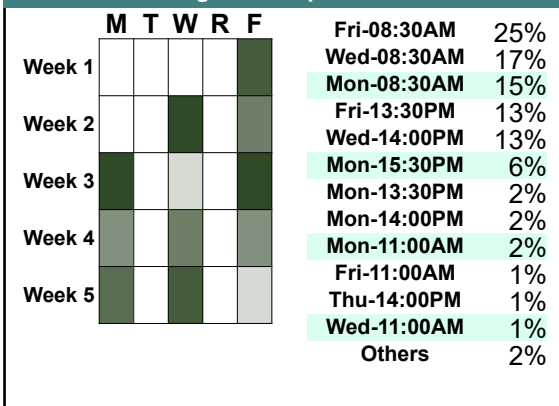


		Filings	Hearings	Transactions	Concluded	Cont
<u>Criminal</u>						
Capias	CA	11	25	25	10	15
Civil Violation	CV	2	2	2	0	2
Felony	F	43	97	120	31	89
Misdemeanor	M	123	227	233	99	134
Show Cause	SC	7	27	27	6	21
Criminal Total		186	378	407	146	261
<u>Traffic</u>						
Capias	CA	2	11	11	5	6
Felony	F	1	2	2	0	2
Infraction	I	775	436	862	785	77
Misdemeanor	M	397	641	641	347	294
Show Cause	SC	6	9	9	7	2
Traffic Total		1,181	1,099	1,525	1,144	381
<u>Civil</u>						
Abstract	AJ	2	0	2	2	-
Admin License	AL	11	0	11	11	-
Bond Forfeiture	BF	0	1	1	0	-
Capias	CA	0	0	1	1	-
Counter Claim	CC	1	1	1	0	1
Detinue	DT	25	31	38	24	14
Garnishment	GA	32	2	41	39	2
Impoundment	IM	3	0	3	3	-
Interrogatory	IN	1	1	7	6	1
Prelim Prot Order	PP	3	0	3	3	-
Show Cause	SC	4	1	7	6	1
Unlawful Detainer	UD	15	17	23	17	6
Warrant in Debt	WD	87	102	132	107	25
Zoning Viol	ZO	0	0	1	1	-
Civil Total		184	156	271	220	50
Rockbridge Totals		1,551	1,633	2,203	1,510	692

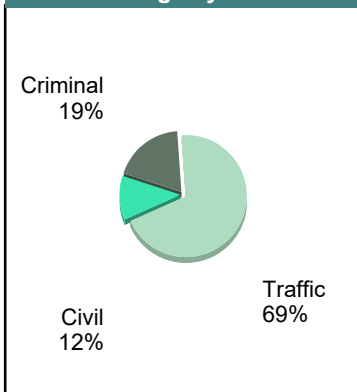


		Filings	Hearings	Transactions	Concluded	Cont
<u>Criminal</u>						
Capias	CA	9	30	30	6	24
Civil Violation	CV	2	8	8	3	5
Felony	F	40	113	124	20	103
Misdemeanor	M	178	359	369	163	206
Show Cause	SC	21	40	40	11	28
Criminal Total		250	550	571	203	366
<u>Traffic</u>						
Capias	CA	6	11	11	2	9
Felony	F	1	5	7	4	3
Infraction	I	574	390	689	631	56
Misdemeanor	M	340	668	668	381	287
Show Cause	SC	6	14	14	9	5
Traffic Total		927	1,088	1,389	1,027	360
<u>Civil</u>						
Abstract	AJ	1	0	1	1	-
Admin License	AL	7	0	7	7	-
Detinue	DT	25	24	28	8	20
Garnishment	GA	26	9	30	21	8
Impoundment	IM	1	0	1	1	-
Interrogatory	IN	7	7	7	0	7
Prelim Prot Order	PP	1	0	1	1	-
Show Cause	SC	4	1	5	4	1
Unlawful Detainer	UD	16	25	33	18	15
Warrant in Debt	WD	68	59	82	24	58
Zoning Viol	ZO	1	1	1	0	1
Civil Total		157	126	196	85	110
Rockbridge Totals		1,334	1,764	2,156	1,315	836

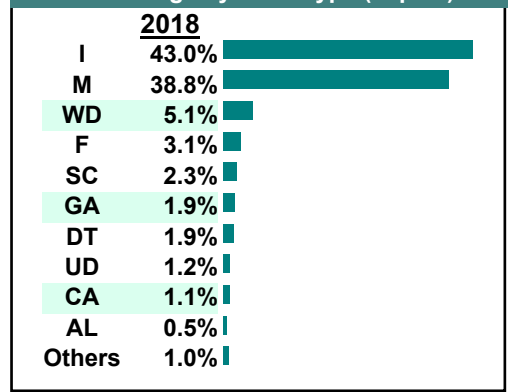
Calendared Filings with Top 12 Scheduled Times



% of Filings by Division

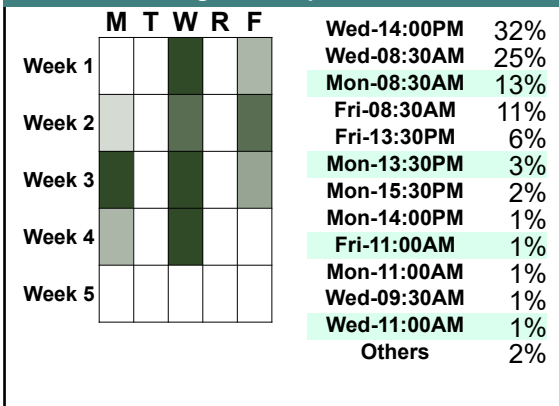


% of Filings by Case Type (Top 10)

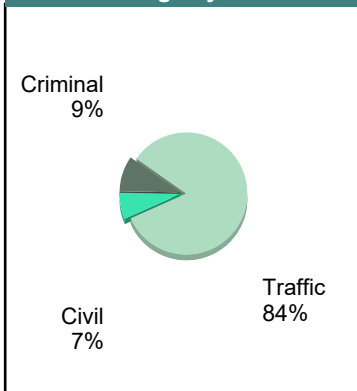


		<u>Filings</u>	<u>Hearings</u>	<u>Transactions</u>	<u>Concluded</u>	<u>Cont</u>
<u>Criminal</u>						
Capias	CA	9	22	22	6	16
Civil Violation	CV	1	2	2	1	1
Felony	F	36	71	99	41	58
Misdemeanor	M	70	209	211	83	128
Show Cause	SC	12	30	30	14	16
Criminal Total		128	334	364	145	219
<u>Traffic</u>						
Capias	CA	3	8	8	7	1
Felony	F	5	6	6	0	6
Infraction	I	749	529	876	761	115
Misdemeanor	M	389	654	654	374	280
Show Cause	SC	7	9	9	8	1
Traffic Total		1,153	1,206	1,553	1,150	403
<u>Civil</u>						
Abstract	AJ	1	0	1	1	-
Admin License	AL	6	0	6	6	-
Bond Forfeiture	BF	0	1	1	1	-
Capias	CA	3	1	3	2	1
Detinue	DT	1	7	9	7	2
Garnishment	GA	28	4	32	28	4
Interrogatory	IN	5	5	9	4	5
Prelim Prot Order	PP	3	0	3	3	-
Show Cause	SC	3	2	7	5	2
Tenants Assertion	TA	0	1	1	1	-
Unlawful Detainer	UD	11	14	16	7	9
Warrant in Debt	WD	35	55	73	57	16
Civil Total		96	90	161	122	39
Rockbridge Totals		1,377	1,630	2,078	1,417	661

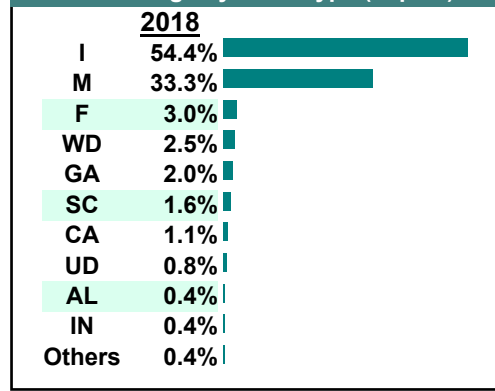
Calendared Filings with Top 12 Scheduled Times



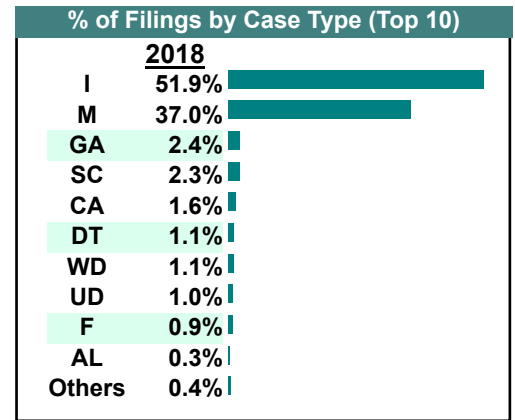
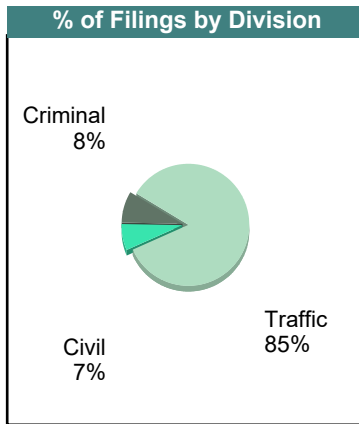
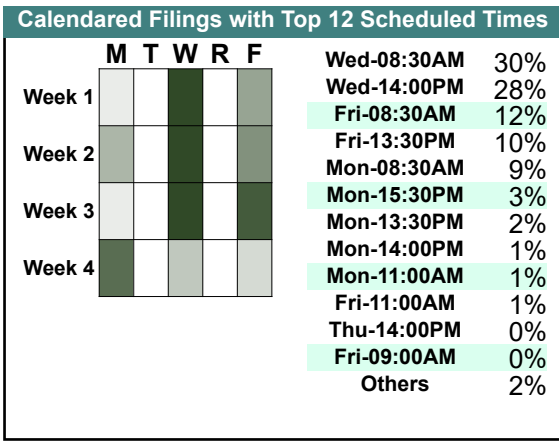
% of Filings by Division



% of Filings by Case Type (Top 10)



		<u>Filings</u>	<u>Hearings</u>	<u>Transactions</u>	<u>Concluded</u>	<u>Cont</u>
<u>Criminal</u>						
Capias	CA	7	19	19	7	12
Civil Violation	CV	0	7	7	3	4
Felony	F	9	83	99	35	64
Misdemeanor	M	67	204	208	114	94
Show Cause	SC	10	28	28	8	20
Criminal Total		93	341	361	167	194
<u>Traffic</u>						
Capias	CA	9	15	15	9	6
Felony	F	1	3	4	1	3
Infraction	I	587	409	694	605	89
Misdemeanor	M	352	646	646	372	274
Show Cause	SC	11	16	16	7	9
Traffic Total		960	1,089	1,375	994	381
<u>Civil</u>						
Admin License	AL	3	0	3	3	-
Bond Forfeiture	BF	1	1	1	0	1
Capias	CA	2	0	2	2	-
Detinue	DT	13	10	17	9	8
Garnishment	GA	27	3	30	27	3
Impoundment	IM	2	0	2	2	-
Interrogatory	IN	1	4	9	5	4
Prelim Prot Order	PP	1	0	1	1	-
Show Cause	SC	5	6	12	6	6
Unlawful Detainer	UD	11	12	13	9	4
Warrant in Debt	WD	13	39	48	38	10
Civil Total		79	75	138	102	36
Rockbridge Totals		1,132	1,505	1,874	1,263	611



CASELOAD STATISTICS OF THE GENERAL DISTRICT COURTS

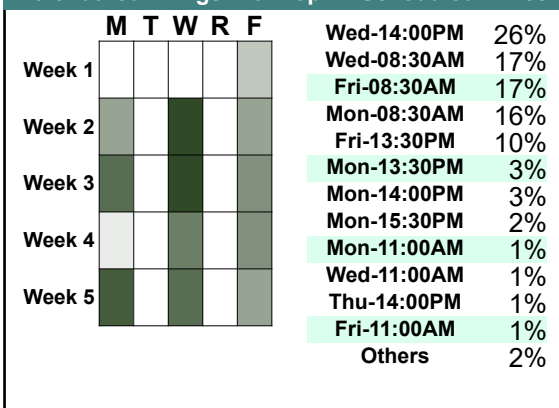
March 2018

Rockbridge

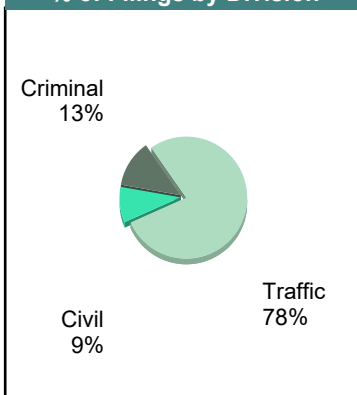
District: 25

		Filings	Hearings	Transactions	Concluded	Cont
<u>Criminal</u>						
Capias	CA	7	21	21	8	13
Civil Violation	CV	6	8	8	1	7
Felony	F	45	100	145	59	86
Misdemeanor	M	124	292	297	127	170
Show Cause	SC	16	23	23	11	12
Criminal Total		198	444	494	206	288
<u>Traffic</u>						
Capias	CA	4	10	10	3	7
Civil Violation	CV	1	0	1	1	-
Felony	F	0	2	2	2	-
Infraction	I	823	537	929	774	155
Misdemeanor	M	388	698	698	374	324
Show Cause	SC	8	14	14	8	6
Traffic Total		1,224	1,261	1,654	1,162	492
<u>Civil</u>						
Abstract	AJ	1	0	1	1	-
Admin License	AL	4	0	4	4	-
Bond Forfeiture	BF	0	0	1	1	-
Counter Claim	CC	1	0	1	1	-
Detinue	DT	15	34	46	20	26
Garnishment	GA	21	21	40	19	21
Impoundment	IM	4	0	4	4	-
Interrogatory	IN	2	1	2	1	1
Other	OT	1	0	1	1	-
Protective Order	PO	3	0	3	3	-
Prelim Prot Order	PP	1	0	1	1	-
Show Cause	SC	4	5	7	2	5
Tenants Assertion	TA	1	1	1	0	1
Unlawful Detainer	UD	11	15	21	12	9
Warrant in Debt	WD	77	84	100	43	57
Civil Total		146	161	233	113	120
Rockbridge Totals		1,568	1,866	2,381	1,481	900

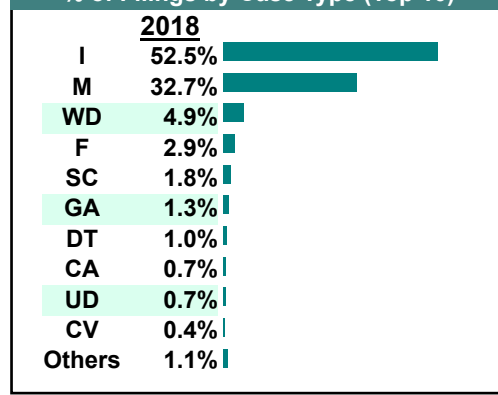
Calendared Filings with Top 12 Scheduled Times



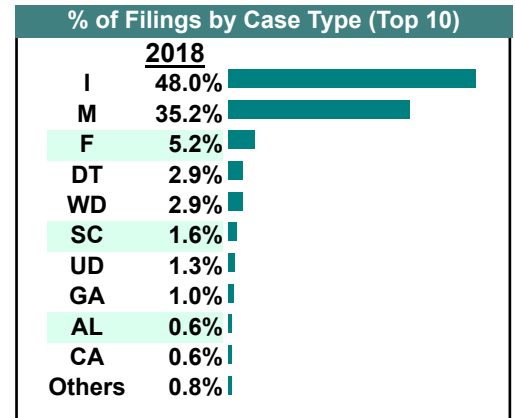
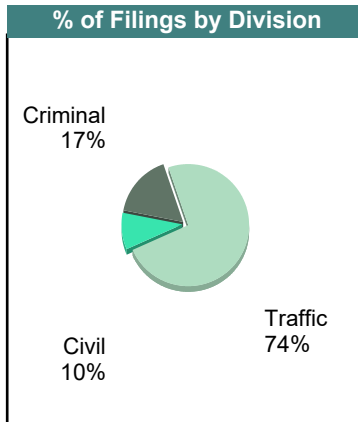
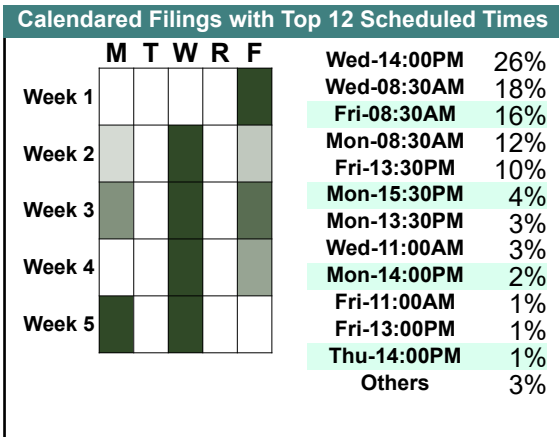
% of Filings by Division



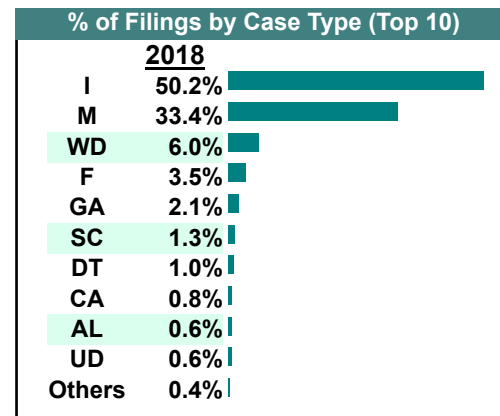
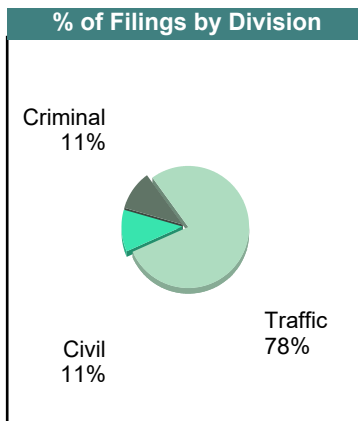
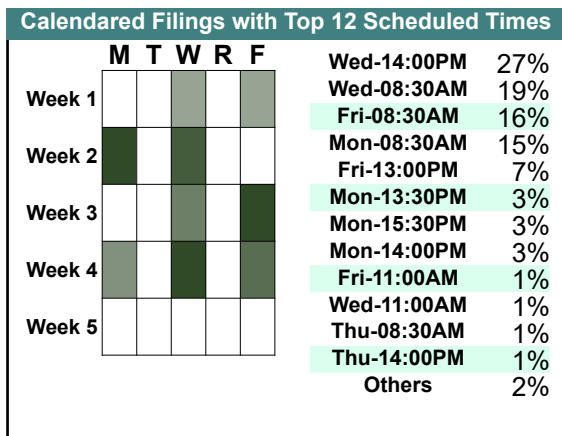
% of Filings by Case Type (Top 10)



		<u>Filings</u>	<u>Hearings</u>	<u>Transactions</u>	<u>Concluded</u>	<u>Cont</u>
<u>Criminal</u>						
Capias	CA	4	15	15	1	14
Civil Violation	CV	2	4	4	1	3
Felony	F	59	116	130	34	96
Misdemeanor	M	123	261	265	120	145
Show Cause	SC	8	19	19	9	10
Criminal Total		196	415	433	165	268
<u>Traffic</u>						
Capias	CA	3	6	6	4	2
Felony	F	3	4	5	2	3
Infraction	I	569	412	698	611	87
Misdemeanor	M	295	592	592	364	228
Show Cause	SC	4	8	8	5	3
Traffic Total		874	1,022	1,309	986	323
<u>Civil</u>						
Admin License	AL	7	0	7	7	-
Bond Forfeiture	BF	1	2	2	0	2
Detinue	DT	34	25	37	25	12
Garnishment	GA	12	1	13	12	1
Impoundment	IM	1	0	1	1	-
Interrogatory	IN	4	7	13	6	7
Prelim Prot Order	PP	1	0	1	1	-
Show Cause	SC	7	4	8	4	4
Unlawful Detainer	UD	15	12	16	12	4
Warrant in Debt	WD	34	32	41	33	8
Civil Total		116	83	139	101	38
Rockbridge Totals		1,186	1,520	1,881	1,252	629



		<u>Filings</u>	<u>Hearings</u>	<u>Transactions</u>	<u>Concluded</u>	<u>Cont</u>
<u>Criminal</u>						
Capias	CA	7	22	22	12	10
Civil Violation	CV	0	2	2	2	-
Felony	F	53	94	114	36	78
Misdemeanor	M	95	227	233	94	139
Show Cause	SC	12	29	29	16	13
Criminal Total		167	374	400	160	240
<u>Traffic</u>						
Capias	CA	5	10	10	4	6
Felony	F	2	4	8	5	3
Infraction	I	782	507	898	744	154
Misdemeanor	M	425	734	734	403	331
Show Cause	SC	6	10	10	7	3
Traffic Total		1,220	1,265	1,660	1,163	497
<u>Civil</u>						
Admin License	AL	10	0	10	10	-
Detinue	DT	16	10	18	15	3
Garnishment	GA	33	4	36	32	4
Impoundment	IM	2	0	2	2	-
Protective Order	PO	3	0	3	3	-
Show Cause	SC	2	1	2	2	-
Tenants Assertion	TA	1	0	1	1	-
Unlawful Detainer	UD	10	7	11	9	2
Warrant in Debt	WD	94	90	103	75	28
Civil Total		171	112	186	149	37
Rockbridge Totals		1,558	1,751	2,246	1,472	774



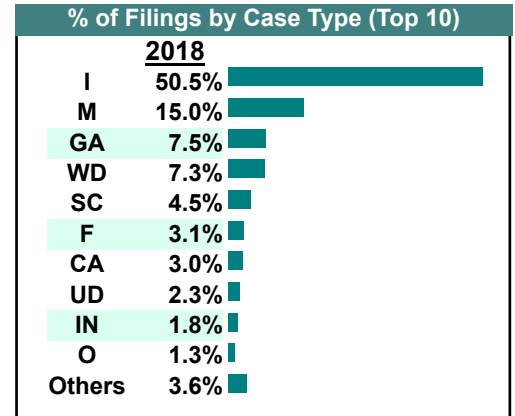
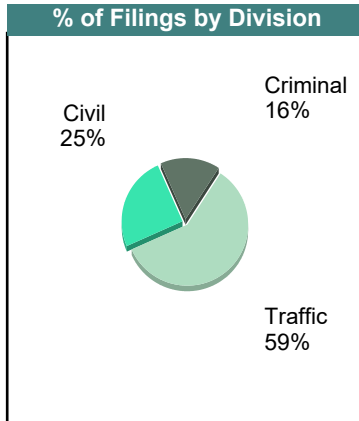
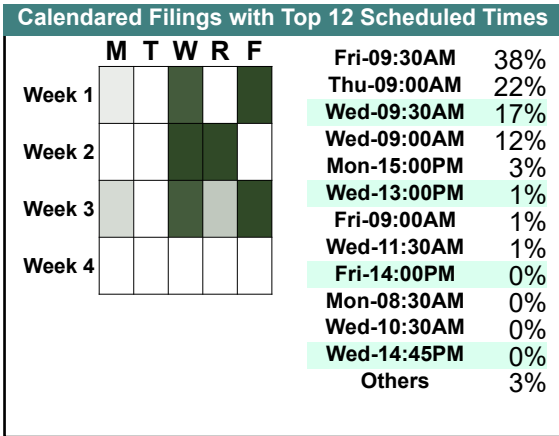
CASELOAD STATISTICS OF THE GENERAL DISTRICT COURTS

December 2018

Staunton

District: 25

		<u>Filings</u>	<u>Hearings</u>	<u>Transactions</u>	<u>Concluded</u>	<u>Cont</u>
<u>Criminal</u>						
Capias	CA	15	42	42	21	21
Civil Violation	CV	0	2	2	2	-
Felony	F	23	113	113	56	56
Misdemeanor	M	65	217	220	70	145
Motion	MO	3	3	3	1	1
Show Cause	SC	17	48	48	15	33
Criminal Total		123	425	428	165	256
<u>Traffic</u>						
Capias	CA	5	12	12	4	7
Felony	F	1	3	3	1	2
Infraction	I	390	300	454	373	80
Misdemeanor	M	51	114	114	45	69
Other	O	10	10	10	10	-
Show Cause	SC	0	4	4	3	1
Traffic Total		457	443	597	436	159
<u>Civil</u>						
Abstract	AJ	1	0	1	1	-
Admin License	AL	6	1	6	5	-
Capias	CA	3	1	3	2	1
Detinue	DT	4	3	6	5	1
Garnishment	GA	58	0	58	58	-
Interrogatory	IN	14	20	37	17	20
Motion for Judgment	MJ	2	2	2	1	1
Other	OT	3	0	3	3	-
Protective Order	PO	5	3	8	5	-
Prelim Prot Order	PP	4	3	7	4	-
Show Cause	SC	18	18	31	13	18
Unlawful Detainer	UD	18	20	26	15	11
Warrant in Debt	WD	56	60	83	64	19
Civil Total		192	131	271	193	71
Staunton Totals		772	999	1,296	794	486



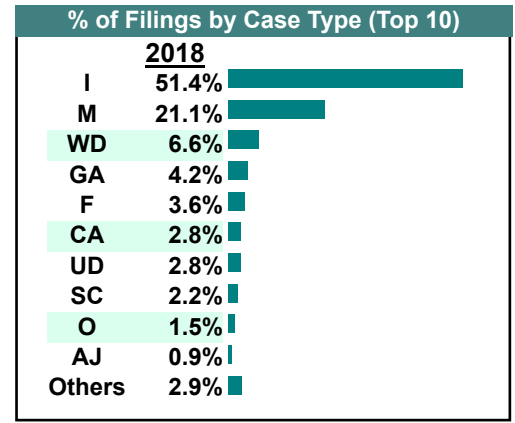
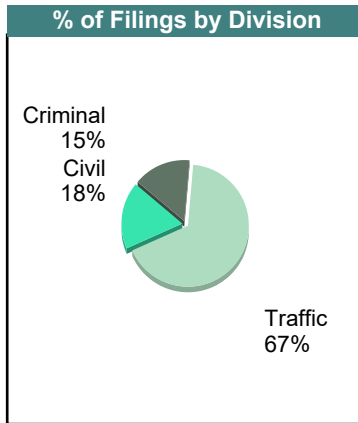
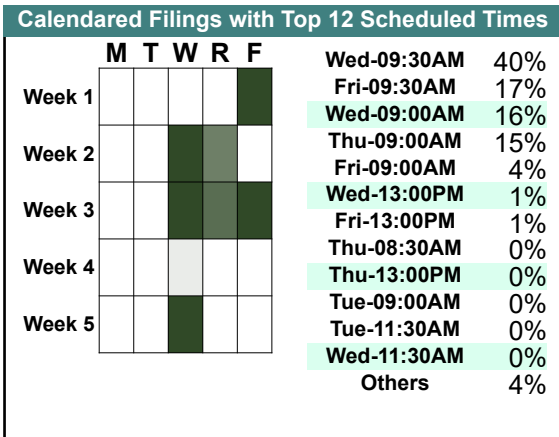
CASELOAD STATISTICS OF THE GENERAL DISTRICT COURTS

November 2018

Staunton

District: 25

		<u>Filings</u>	<u>Hearings</u>	<u>Transactions</u>	<u>Concluded</u>	<u>Cont</u>
<u>Criminal</u>						
Capias	CA	10	52	52	19	33
Civil Violation	CV	3	7	7	2	5
Felony	F	25	100	100	33	67
Misdemeanor	M	68	235	235	67	168
Show Cause	SC	14	35	35	6	29
Criminal Total		120	429	429	127	302
<u>Traffic</u>						
Capias	CA	7	15	15	8	7
Felony	F	3	3	3	0	3
Infraction	I	404	299	481	348	133
Misdemeanor	M	98	163	163	45	118
Other	O	12	12	12	12	-
Show Cause	SC	3	3	3	0	3
Traffic Total		527	495	677	413	264
<u>Civil</u>						
Abstract	AJ	7	0	7	7	-
Admin License	AL	5	0	5	5	-
Bond Forfeiture	BF	1	1	2	2	-
Capias	CA	5	2	5	3	2
Garnishment	GA	33	1	33	32	1
Interrogatory	IN	7	13	21	8	13
Protective Order	PO	3	0	3	3	-
Prelim Prot Order	PP	4	5	10	5	-
Show Cause	SC	0	4	8	4	4
Tenants Assertion	TA	0	1	1	0	1
Unlawful Detainer	UD	22	27	35	19	16
Warrant in Debt	WD	52	81	92	50	42
Civil Total		139	135	222	138	79
Staunton Totals		786	1,059	1,328	678	645



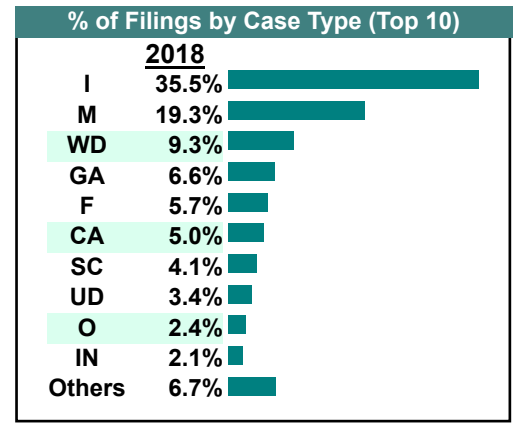
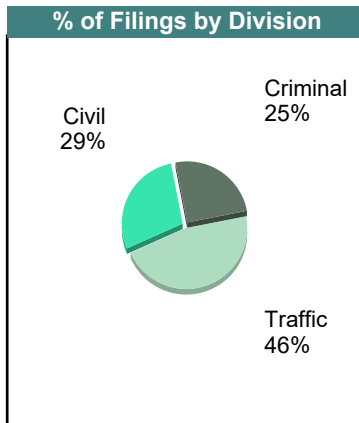
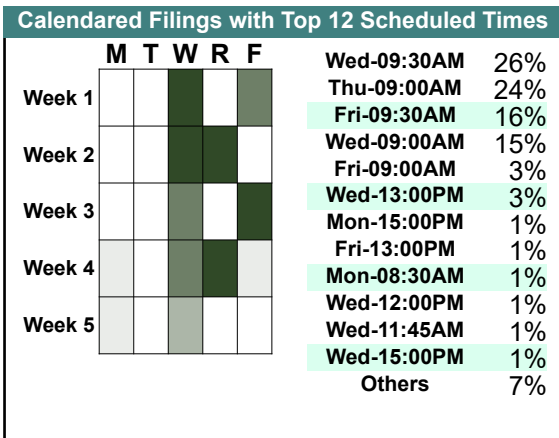
CASELOAD STATISTICS OF THE GENERAL DISTRICT COURTS

October 2018

Staunton

District: 25

		Filings	Hearings	Transactions	Concluded	Cont
<u>Criminal</u>						
Capias	CA	37	80	80	26	54
Civil Violation	CV	6	9	9	5	4
Felony	F	47	135	135	60	75
Misdemeanor	M	106	284	292	112	180
Motion	MO	4	4	4	4	-
Show Cause	SC	17	59	59	18	41
Criminal Total		217	571	579	225	354
<u>Traffic</u>						
Capias	CA	5	15	15	5	10
Felony	F	2	5	5	3	2
Infraction	I	307	256	401	314	87
Misdemeanor	M	61	130	130	55	75
Other	O	21	21	21	21	-
Restricted O/L	RL	1	1	1	1	-
Show Cause	SC	3	9	9	3	6
Traffic Total		400	437	582	402	180
<u>Civil</u>						
Abstract	AJ	10	0	10	10	-
Admin License	AL	9	0	9	9	-
Bond Forfeiture	BF	0	1	2	1	1
Capias	CA	1	0	1	1	-
Detinue	DT	8	8	14	13	1
Garnishment	GA	57	0	57	57	-
Impoundment	IM	3	0	3	3	-
Interrogatory	IN	18	24	52	28	24
Other	OT	1	0	1	1	-
Protective Order	PO	4	1	5	4	-
Prelim Prot Order	PP	10	4	13	9	1
Petition-Restore Arms	PR	1	0	1	1	-
Show Cause	SC	15	14	29	15	14
Tenants Assertion	TA	1	1	1	0	1
Unlawful Detainer	UD	29	25	37	27	10
Warrant in Debt	WD	80	91	111	83	28
Civil Total		247	169	346	262	80
Staunton Totals		864	1,177	1,507	889	614



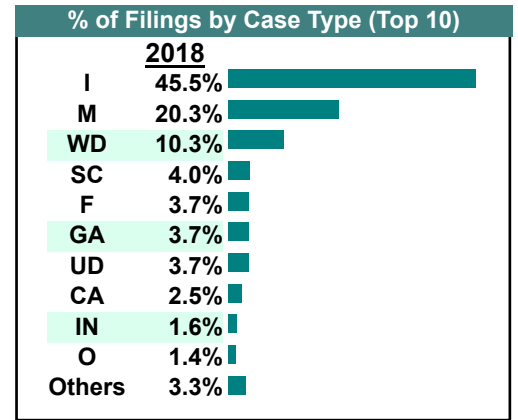
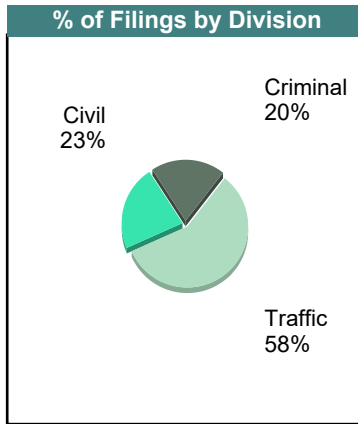
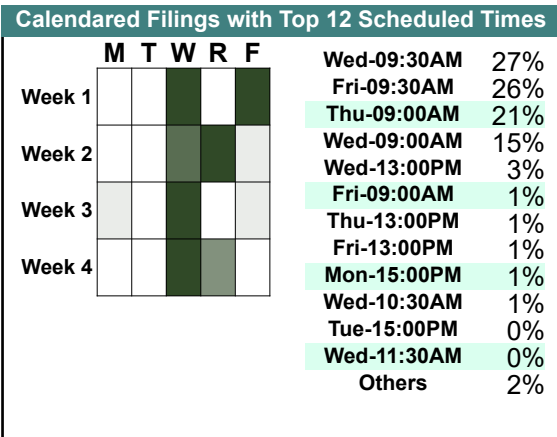
CASELOAD STATISTICS OF THE GENERAL DISTRICT COURTS

September 2018

Staunton

District: 25

		<u>Filings</u>	<u>Hearings</u>	<u>Transactions</u>	<u>Concluded</u>	<u>Cont</u>
<u>Criminal</u>						
Capias	CA	13	52	52	25	27
Civil Violation	CV	7	13	13	8	5
Felony	F	26	113	113	37	76
Misdemeanor	M	77	228	229	95	133
Motion	MO	3	3	3	3	-
Show Cause	SC	18	48	48	13	35
Criminal Total		144	457	458	181	276
<u>Traffic</u>						
Capias	CA	5	12	12	5	7
Felony	F	1	3	3	2	1
Infraction	I	331	255	398	311	87
Misdemeanor	M	71	129	129	62	67
Motion	MO	1	1	1	1	-
Other	O	10	10	10	10	-
Show Cause	SC	1	2	2	1	1
Traffic Total		420	412	555	392	163
<u>Civil</u>						
Abstract	AJ	4	0	4	4	-
Admin License	AL	1	0	1	1	-
Bond Forfeiture	BF	0	0	1	1	-
Detinue	DT	4	2	4	3	1
Garnishment	GA	27	0	27	27	-
Interrogatory	IN	12	14	25	11	14
Motion for Judgment	MJ	1	0	1	1	-
Protective Order	PO	3	0	3	3	-
Prelim Prot Order	PP	0	1	1	0	-
Show Cause	SC	10	8	15	7	8
Tenants Assertion	TA	0	0	1	1	-
Unlawful Detainer	UD	27	30	39	31	8
Warrant in Debt	WD	75	68	86	66	20
Civil Total		164	123	208	156	51
Staunton Totals		728	992	1,221	729	490



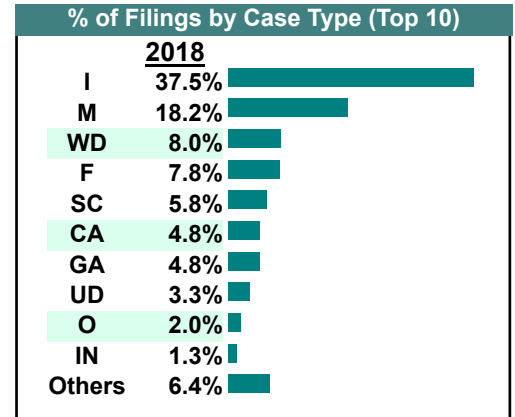
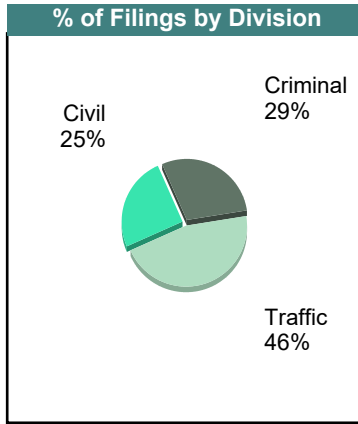
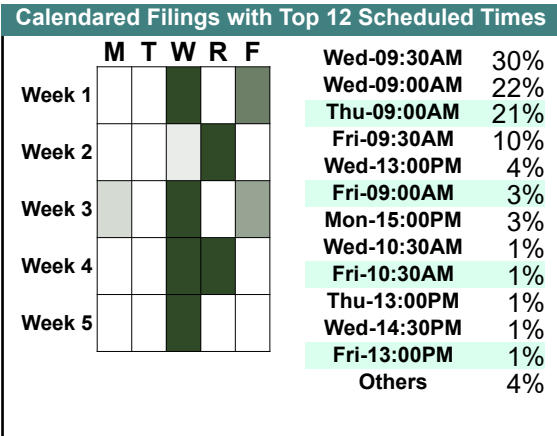
CASELOAD STATISTICS OF THE GENERAL DISTRICT COURTS

August 2018

Staunton


District: 25

		<u>Filings</u>	<u>Hearings</u>	<u>Transactions</u>	<u>Concluded</u>	<u>Cont</u>
<u>Criminal</u>						
Capias	CA	29	61	61	21	40
Civil Violation	CV	6	10	10	7	3
Felony	F	54	135	135	41	94
Misdemeanor	M	94	227	227	62	165
Motion	MO	2	2	2	2	-
Show Cause	SC	20	49	49	18	31
Criminal Total		205	484	484	151	333
<u>Traffic</u>						
Capias	CA	5	16	16	6	10
Felony	F	1	1	1	0	1
Infraction	I	263	226	331	253	78
Misdemeanor	M	34	89	89	39	50
Motion	MO	1	1	1	1	-
Other	O	14	15	15	14	1
Show Cause	SC	4	11	11	4	7
Traffic Total		322	359	464	317	147
<u>Civil</u>						
Abstract	AJ	8	0	8	8	-
Admin License	AL	3	0	3	3	-
Capias	CA	0	0	2	2	-
Detinue	DT	6	11	16	10	6
Garnishment	GA	34	0	34	34	-
Impoundment	IM	1	0	1	1	-
Interrogatory	IN	9	22	36	14	22
Motion for Judgment	MJ	1	1	1	1	-
Protective Order	PO	8	0	8	8	-
Prelim Prot Order	PP	8	2	10	8	-
Show Cause	SC	17	12	26	14	12
Tenants Assertion	TA	1	1	1	0	1
Unlawful Detainer	UD	23	21	39	32	7
Warrant in Debt	WD	56	63	77	57	20
Civil Total		175	133	262	192	68
Staunton Totals		702	976	1,210	660	548

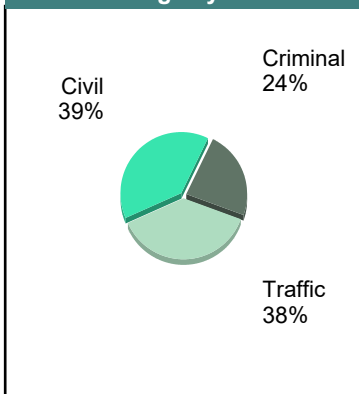


		<u>Filings</u>	<u>Hearings</u>	<u>Transactions</u>	<u>Concluded</u>	<u>Cont</u>
<u>Criminal</u>						
Capias	CA	15	45	45	14	31
Civil Violation	CV	4	10	10	4	6
Felony	F	19	95	95	37	58
Misdemeanor	M	84	228	229	75	154
Motion	MO	1	1	1	1	-
Show Cause	SC	18	43	43	11	32
Criminal Total		141	422	423	142	281
<u>Traffic</u>						
Capias	CA	5	11	11	3	8
Felony	F	1	2	2	0	2
Infraction	I	195	176	257	209	48
Misdemeanor	M	19	67	67	35	32
Other	O	5	5	5	5	-
Restricted O/L	RL	1	1	1	1	-
Show Cause	SC	0	2	2	1	1
Traffic Total		226	264	345	254	91
<u>Civil</u>						
Abstract	AJ	8	0	8	8	-
Admin License	AL	4	0	5	5	-
Detinue	DT	4	3	4	1	3
Garnishment	GA	55	0	55	55	-
Impoundment	IM	2	0	2	2	-
Interrogatory	IN	26	30	52	22	30
Other	OT	2	0	2	2	-
Protective Order	PO	2	0	3	3	-
Prelim Prot Order	PP	4	0	4	4	-
Show Cause	SC	16	5	16	11	5
Unlawful Detainer	UD	33	29	40	31	9
Warrant in Debt	WD	77	80	97	80	17
Civil Total		233	147	288	224	64
Staunton Totals		600	833	1,056	620	436

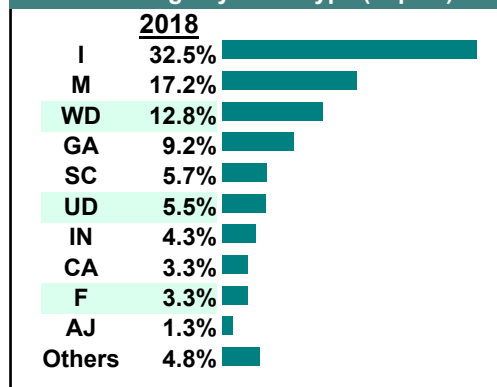
Calendared Filings with Top 12 Scheduled Times



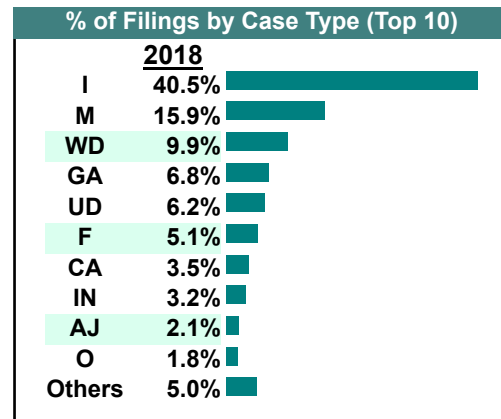
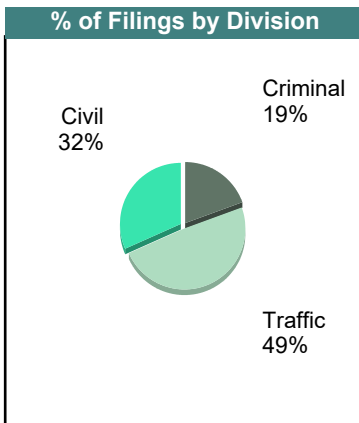
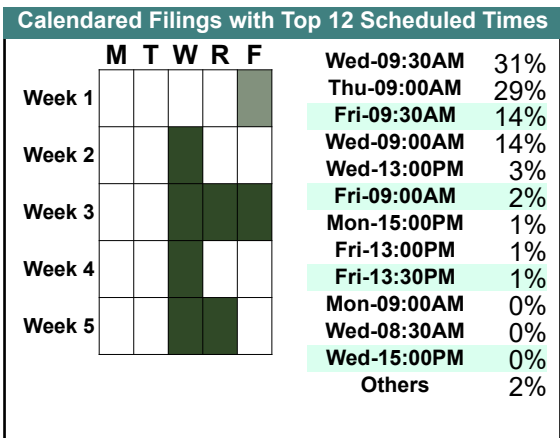
% of Filings by Division



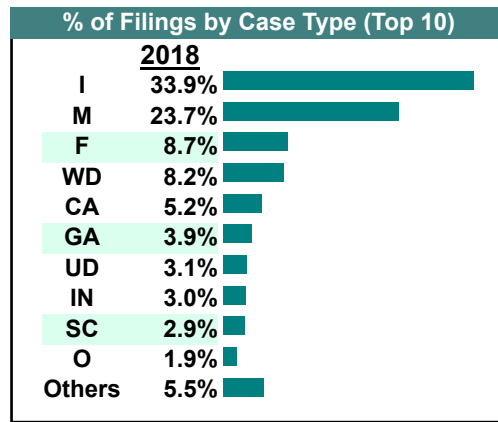
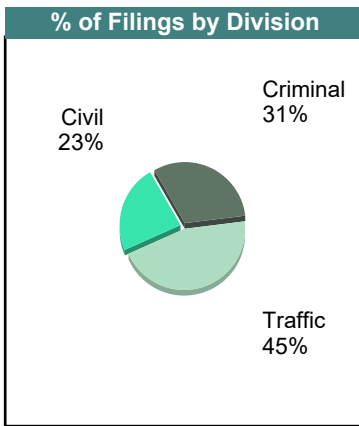
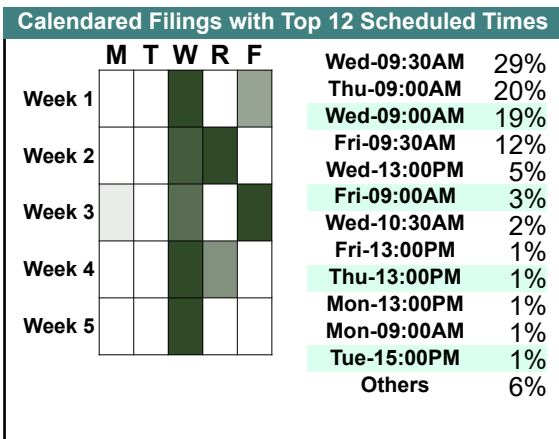
% of Filings by Case Type (Top 10)



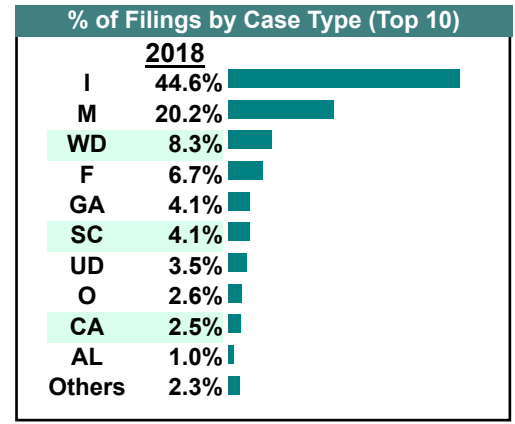
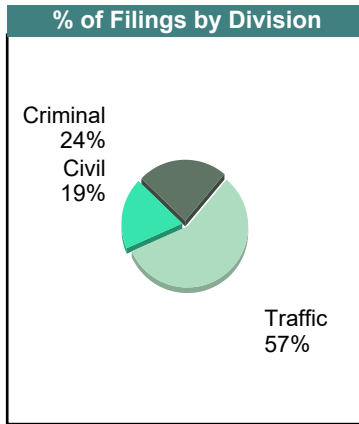
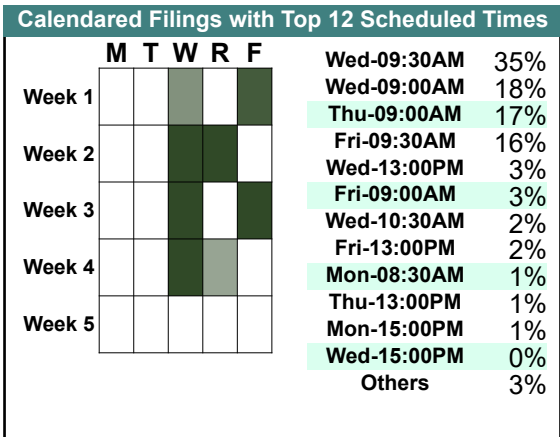
		<u>Filings</u>	<u>Hearings</u>	<u>Transactions</u>	<u>Concluded</u>	<u>Cont</u>
<u>Criminal</u>						
Capias	CA	18	54	54	21	33
Civil Violation	CV	2	8	8	3	5
Felony	F	39	115	115	53	62
Misdemeanor	M	80	230	233	80	153
Motion	MO	4	4	4	4	-
Show Cause	SC	5	34	34	17	17
Criminal Total		148	445	448	178	270
<u>Traffic</u>						
Capias	CA	7	15	15	3	12
Felony	F	0	1	1	0	1
Infraction	I	308	199	360	297	63
Misdemeanor	M	41	97	97	44	53
Other	O	14	14	14	14	-
Show Cause	SC	1	7	7	3	4
Traffic Total		371	333	494	361	133
<u>Civil</u>						
Abstract	AJ	16	0	16	16	-
Admin License	AL	3	1	3	2	1
Capias	CA	2	2	4	2	2
Detinue	DT	11	11	12	5	7
Garnishment	GA	52	0	53	53	-
Impoundment	IM	1	0	1	1	-
Interrogatory	IN	24	31	43	12	31
Protective Order	PO	4	1	4	3	1
Prelim Prot Order	PP	1	0	1	1	-
Show Cause	SC	6	8	15	7	8
Unlawful Detainer	UD	47	39	56	42	14
Warrant in Debt	WD	75	78	105	81	24
Civil Total		242	171	313	225	88
Staunton Totals		761	949	1,255	764	491



		<u>Filings</u>	<u>Hearings</u>	<u>Transactions</u>	<u>Concluded</u>	<u>Cont</u>
<u>Criminal</u>						
Capias	CA	34	58	58	18	40
Civil Violation	CV	7	10	10	1	9
Felony	F	67	141	141	40	101
Misdemeanor	M	124	274	276	101	175
Motion	MO	6	6	6	6	-
Show Cause	SC	12	57	57	20	37
Criminal Total		250	546	548	186	362
<u>Traffic</u>						
Capias	CA	6	11	11	5	6
Felony	F	2	3	3	1	2
Infraction	I	269	240	370	291	79
Misdemeanor	M	64	135	135	55	80
Motion	MO	1	1	1	1	-
Other	O	15	15	15	15	-
Show Cause	SC	2	7	7	4	3
Traffic Total		359	412	542	372	170
<u>Civil</u>						
Abstract	AJ	2	0	2	2	-
Admin License	AL	9	0	9	9	-
Bond Forfeiture	BF	2	2	2	0	2
Capias	CA	1	2	3	1	2
Detinue	DT	2	3	3	2	1
Garnishment	GA	31	0	31	31	-
Interrogatory	IN	24	28	42	14	28
Other	OT	1	0	1	1	-
Protective Order	PO	4	0	4	4	-
Prelim Prot Order	PP	10	0	10	10	-
Show Cause	SC	9	9	20	11	9
Unlawful Detainer	UD	25	28	37	26	11
Warrant in Debt	WD	65	66	82	65	17
Civil Total		185	138	246	176	70
Staunton Totals		794	1,096	1,336	734	602



		<u>Filings</u>	<u>Hearings</u>	<u>Transactions</u>	<u>Concluded</u>	<u>Cont</u>
<u>Criminal</u>						
Capias	CA	16	50	50	13	37
Civil Violation	CV	4	7	7	4	3
Felony	F	51	141	141	36	105
Misdemeanor	M	93	245	249	83	166
Motion	MO	2	2	2	2	-
Show Cause	SC	25	57	57	12	45
Criminal Total		191	502	506	150	356
<u>Traffic</u>						
Capias	CA	3	11	11	4	7
Felony	F	2	2	2	0	2
Infraction	I	355	286	437	328	109
Misdemeanor	M	68	150	150	61	89
Other	O	21	21	21	21	-
Show Cause	SC	6	12	12	4	8
Traffic Total		455	482	633	418	215
<u>Civil</u>						
Admin License	AL	8	0	8	8	-
Bond Forfeiture	BF	2	1	2	1	1
Capias	CA	1	0	1	1	-
Detinue	DT	1	1	3	3	-
Garnishment	GA	33	0	33	33	-
Impoundment	IM	2	0	2	2	-
Interrogatory	IN	1	5	10	5	5
Other	OT	1	0	1	1	-
Protective Order	PO	1	0	2	2	-
Prelim Prot Order	PP	3	0	3	3	-
Show Cause	SC	2	2	7	5	2
Third Party Claim	TH	1	0	1	1	-
Unlawful Detainer	UD	28	31	41	28	13
Warrant in Debt	WD	66	84	100	65	35
Civil Total		150	124	214	158	56
Staunton Totals		796	1,108	1,353	726	627



CASELOAD STATISTICS OF THE GENERAL DISTRICT COURTS

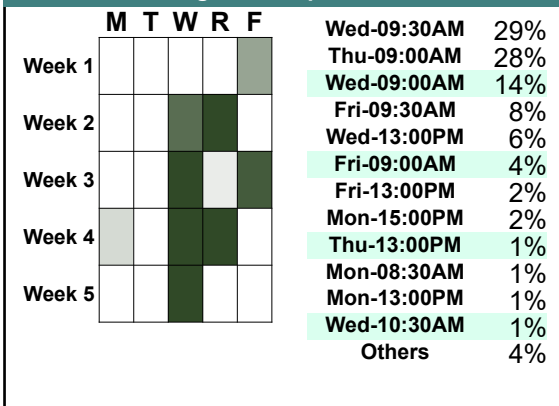
March 2018

Staunton

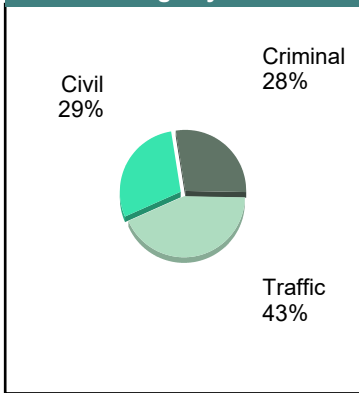
District: 25

		<u>Filings</u>	<u>Hearings</u>	<u>Transactions</u>	<u>Concluded</u>	<u>Cont</u>
<u>Criminal</u>						
Capias	CA	15	46	46	15	31
Civil Violation	CV	4	6	6	2	4
Felony	F	50	145	145	50	95
Misdemeanor	M	69	234	237	80	157
Motion	MO	2	2	2	2	-
Show Cause	SC	22	50	50	14	36
Criminal Total		162	483	486	163	323
<u>Traffic</u>						
Capias	CA	1	10	10	6	4
Felony	F	0	2	2	2	-
Infraction	I	181	151	239	173	66
Misdemeanor	M	51	101	101	38	63
Other	O	15	15	15	15	-
Show Cause	SC	4	7	7	3	4
Traffic Total		252	286	374	237	137
<u>Civil</u>						
Admin License	AL	3	0	3	3	-
Capias	CA	3	2	3	1	2
Detinue	DT	2	1	7	6	1
Garnishment	GA	41	0	41	41	-
Interrogatory	IN	7	11	19	8	11
Protective Order	PO	0	1	1	0	1
Prelim Prot Order	PP	1	0	1	1	-
Show Cause	SC	4	9	14	5	9
Unlawful Detainer	UD	28	31	41	26	15
Warrant in Debt	WD	81	69	92	70	22
Civil Total		170	124	222	161	61
Staunton Totals		584	893	1,082	561	521

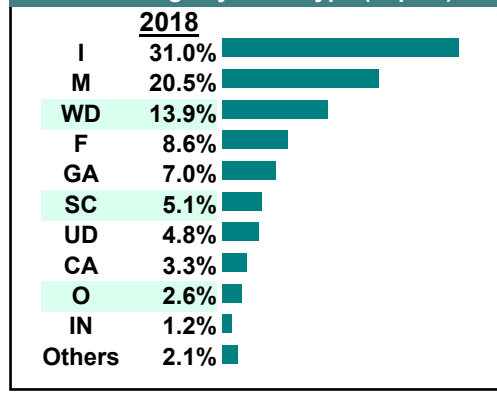
Calendared Filings with Top 12 Scheduled Times



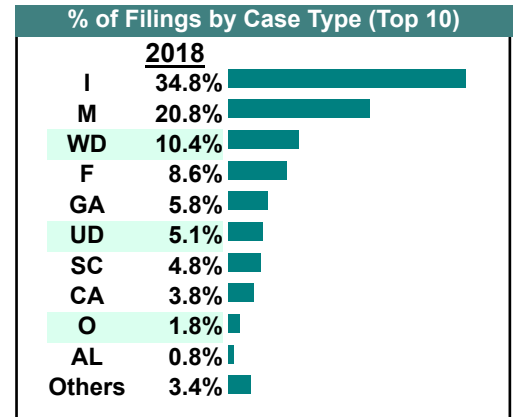
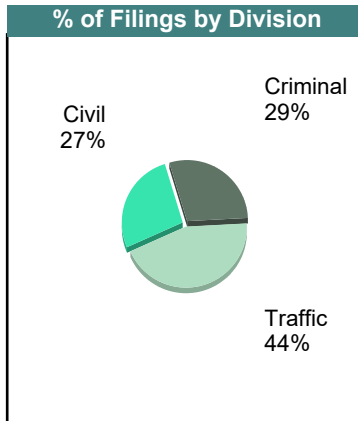
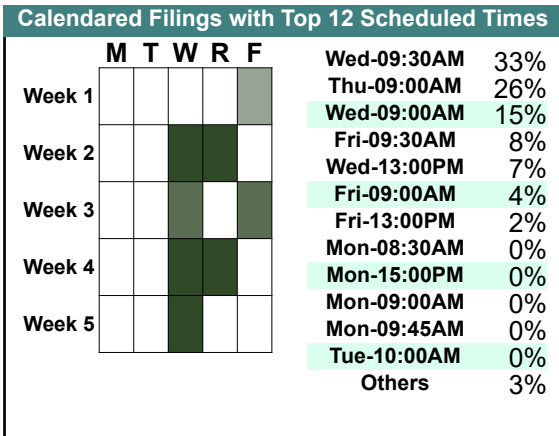
% of Filings by Division



% of Filings by Case Type (Top 10)



		<u>Filings</u>	<u>Hearings</u>	<u>Transactions</u>	<u>Concluded</u>	<u>Cont</u>
<u>Criminal</u>						
Capias	CA	21	54	54	18	36
Civil Violation	CV	1	1	1	0	1
Felony	F	54	191	191	84	107
Misdemeanor	M	86	280	284	99	185
Motion	MO	3	3	3	3	-
Show Cause	SC	16	37	37	13	24
Criminal Total		181	566	570	217	353
<u>Traffic</u>						
Capias	CA	2	9	9	5	4
Infraction	I	218	213	280	209	71
Misdemeanor	M	44	95	95	40	55
Other	O	11	11	11	11	-
Show Cause	SC	1	10	10	4	6
Traffic Total		276	338	405	269	136
<u>Civil</u>						
Abstract	AJ	1	0	1	1	-
Admin License	AL	5	0	5	5	-
Capias	CA	1	0	1	1	-
Detinue	DT	4	7	10	5	5
Garnishment	GA	36	0	36	36	-
Interrogatory	IN	5	11	26	15	11
Motion for Judgment	MJ	1	1	1	1	-
Protective Order	PO	2	0	2	2	-
Prelim Prot Order	PP	3	0	3	3	-
Show Cause	SC	13	12	19	7	12
Tenants Assertion	TA	1	0	1	1	-
Unlawful Detainer	UD	32	37	45	39	6
Warrant in Debt	WD	65	80	92	70	22
Civil Total		169	148	242	186	56
Staunton Totals		626	1,052	1,217	672	545



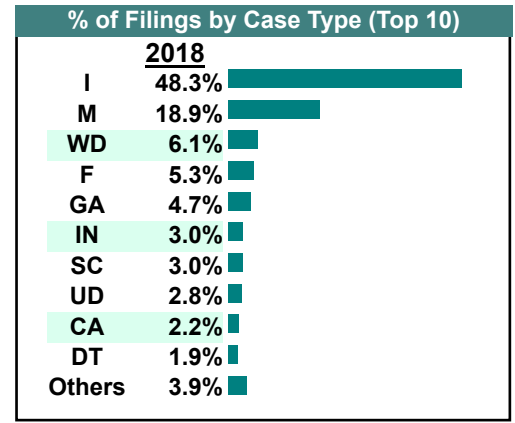
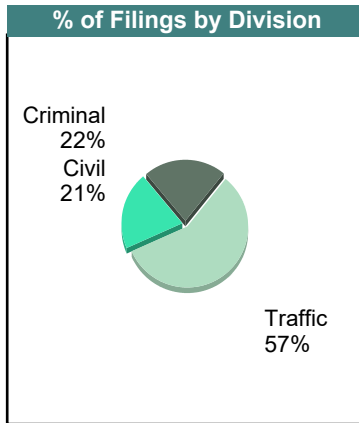
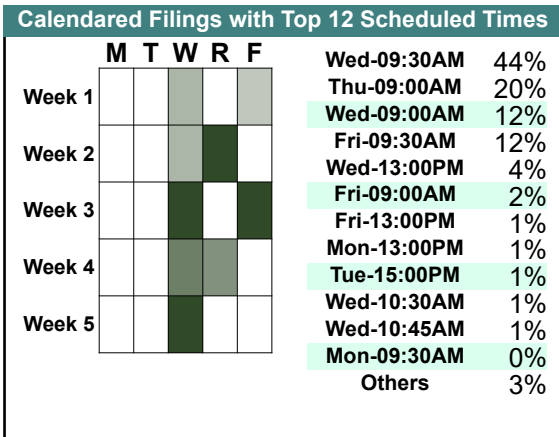
CASELOAD STATISTICS OF THE GENERAL DISTRICT COURTS

January 2018

Staunton

District: 25

		<u>Filings</u>	<u>Hearings</u>	<u>Transactions</u>	<u>Concluded</u>	<u>Cont</u>
<u>Criminal</u>						
Capias	CA	11	46	46	20	26
Civil Violation	CV	2	3	3	1	2
Felony	F	39	186	186	78	108
Misdemeanor	M	88	227	230	83	147
Motion	MO	7	7	7	7	-
Show Cause	SC	15	46	46	15	31
Criminal Total		162	515	518	204	314
<u>Traffic</u>						
Capias	CA	3	18	18	8	10
Felony	F	0	2	2	0	2
Infraction	I	358	307	456	368	88
Misdemeanor	M	52	104	104	38	66
Other	O	11	11	11	11	-
Show Cause	SC	2	7	7	5	2
Traffic Total		426	449	598	430	168
<u>Civil</u>						
Admin License	AL	5	0	5	5	-
Bond Forfeiture	BF	1	0	1	1	-
Capias	CA	2	0	2	2	-
Detinue	DT	14	16	20	14	6
Garnishment	GA	35	0	35	35	-
Interrogatory	IN	22	29	30	1	29
Protective Order	PO	1	0	1	1	-
Prelim Prot Order	PP	2	0	2	2	-
Show Cause	SC	5	6	7	1	6
Unlawful Detainer	UD	21	30	47	34	13
Warrant in Debt	WD	45	59	77	60	17
Civil Total		153	140	227	156	71
Staunton Totals		741	1,104	1,343	790	553



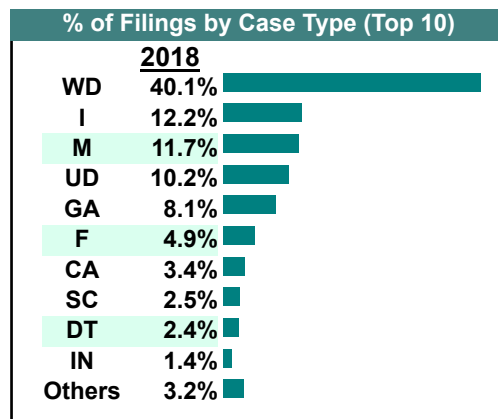
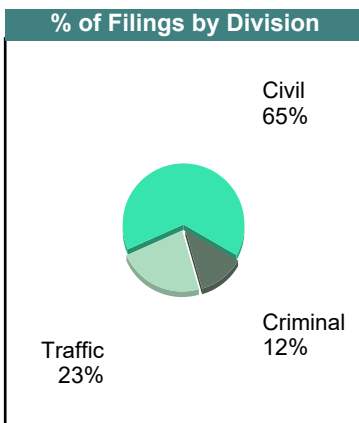
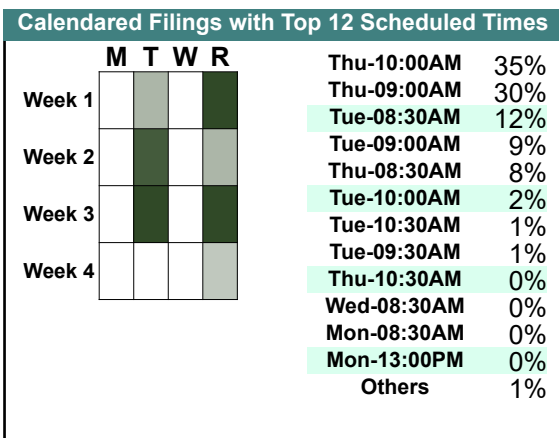
CASELOAD STATISTICS OF THE GENERAL DISTRICT COURTS

December 2018

Waynesboro

District: 25

		Filings	Hearings	Transactions	Concluded	Cont
<u>Criminal</u>						
Capias	CA	11	21	21	4	17
Felony	F	27	102	102	22	80
Misdemeanor	M	29	67	68	37	31
Show Cause	SC	5	11	11	5	6
Criminal Total		72	201	202	68	134
<u>Traffic</u>						
Capias	CA	9	20	20	6	14
Civil Violation	CV	3	4	4	1	3
Felony	F	2	2	2	0	2
Infraction	I	72	61	93	68	25
Misdemeanor	M	40	120	120	37	83
Other	O	3	3	3	3	-
Show Cause	SC	6	24	24	14	10
Traffic Total		135	234	266	129	137
<u>Civil</u>						
Abstract	AJ	1	0	1	1	-
Admin License	AL	6	0	6	6	-
Capias	CA	0	2	2	0	2
Detinue	DT	14	16	23	20	3
Garnishment	GA	48	1	49	48	1
Interrogatory	IN	8	6	15	9	6
Motion for Judgment	MJ	4	3	6	5	1
Other	OT	0	0	1	1	-
Prelim Prot Order	PP	1	1	1	0	1
Show Cause	SC	4	3	7	4	3
Tenants Assertion	TA	1	0	1	1	-
Unlawful Detainer	UD	60	58	79	42	37
Warrant in Debt	WD	237	248	301	222	79
Civil Total		384	338	492	359	133
Waynesboro Totals		591	773	960	556	404



CASELOAD STATISTICS OF THE GENERAL DISTRICT COURTS


November 2018

Waynesboro

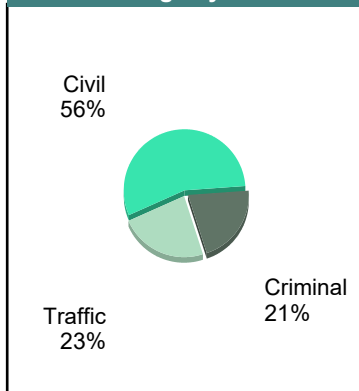
District: 25

		<u>Filings</u>	<u>Hearings</u>	<u>Transactions</u>	<u>Concluded</u>	<u>Cont</u>
<u>Criminal</u>						
Capias	CA	11	26	26	9	17
Felony	F	62	208	208	79	129
Misdemeanor	M	54	101	104	33	71
Show Cause	SC	3	9	9	2	7
Criminal Total		130	344	347	123	224
<u>Traffic</u>						
Capias	CA	9	15	15	3	12
Felony	F	1	1	1	0	1
Infraction	I	84	54	94	74	20
Misdemeanor	M	32	89	89	20	69
Other	O	2	2	2	2	-
Show Cause	SC	16	42	42	16	26
Traffic Total		144	203	243	115	128
<u>Civil</u>						
Admin License	AL	2	0	2	2	-
Capias	CA	0	4	4	0	4
Detinue	DT	19	20	23	17	6
Garnishment	GA	45	0	45	45	-
Interrogatory	IN	7	10	16	6	10
Motion for Judgment	MJ	1	2	4	2	2
Other	OT	1	1	1	0	1
Protective Order	PO	1	0	1	1	-
Prelim Prot Order	PP	2	0	4	4	-
Show Cause	SC	3	5	8	3	5
Unlawful Detainer	UD	33	44	54	35	19
Warrant in Debt	WD	228	265	334	196	138
Civil Total		342	351	496	311	185
Waynesboro Totals		616	898	1,086	549	537

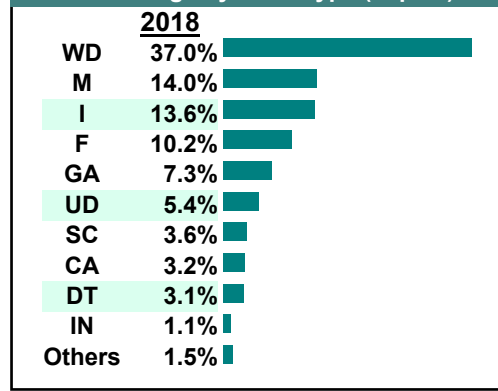
Calendared Filings with Top 12 Scheduled Times



% of Filings by Division



% of Filings by Case Type (Top 10)



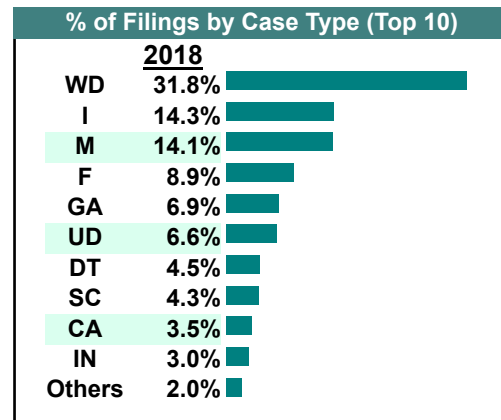
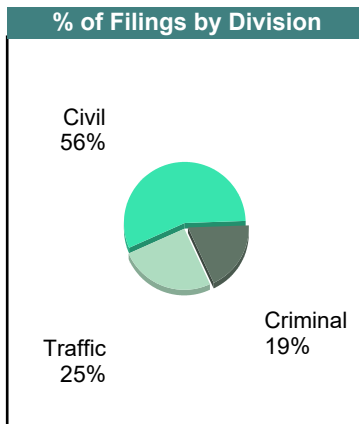
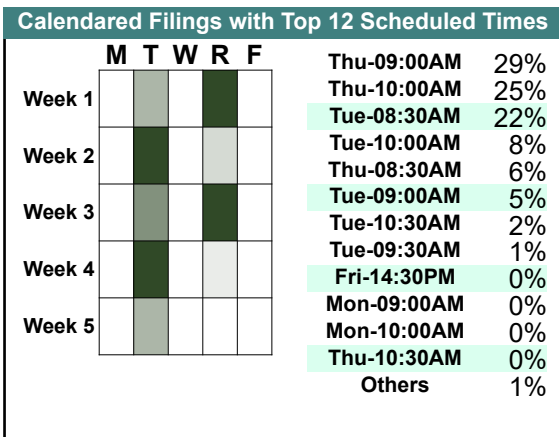
CASELOAD STATISTICS OF THE GENERAL DISTRICT COURTS

October 2018

Waynesboro

District: 25

		<u>Filings</u>	<u>Hearings</u>	<u>Transactions</u>	<u>Concluded</u>	<u>Cont</u>
<u>Criminal</u>						
Capias	CA	9	37	37	19	18
Felony	F	62	199	199	56	143
Misdemeanor	M	50	101	102	41	61
Show Cause	SC	8	17	17	8	9
Criminal Total		129	354	355	124	231
<u>Traffic</u>						
Capias	CA	13	21	21	5	16
Civil Violation	CV	0	6	6	3	3
Felony	F	0	5	5	3	2
Infraction	I	99	96	125	97	28
Misdemeanor	M	48	142	142	46	96
Other	O	3	3	3	3	-
Show Cause	SC	12	39	39	2	37
Traffic Total		175	312	341	159	182
<u>Civil</u>						
Abstract	AJ	2	0	2	2	-
Admin License	AL	3	0	3	3	-
Capias	CA	2	1	4	3	1
Detinue	DT	31	29	33	21	12
Garnishment	GA	48	0	48	48	-
Impoundment	IM	1	0	1	1	-
Interrogatory	IN	21	12	37	25	11
Motion for Judgment	MJ	0	0	1	1	-
Other	OT	1	0	1	1	-
Protective Order	PO	1	0	1	1	-
Prelim Prot Order	PP	3	4	7	3	4
Show Cause	SC	10	3	17	14	3
Tenants Assertion	TA	0	0	1	1	-
Unlawful Detainer	UD	46	44	61	45	16
Warrant in Debt	WD	221	214	260	183	77
Civil Total		390	307	477	352	124
Waynesboro Totals		694	973	1,173	635	537



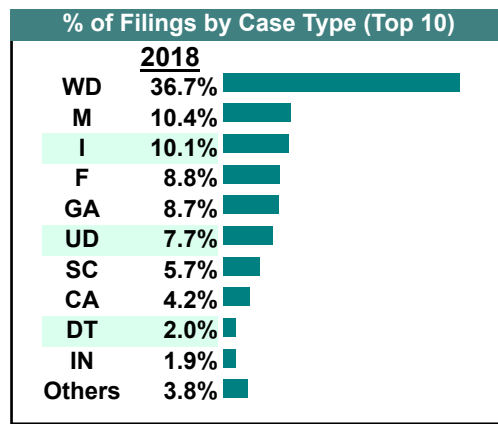
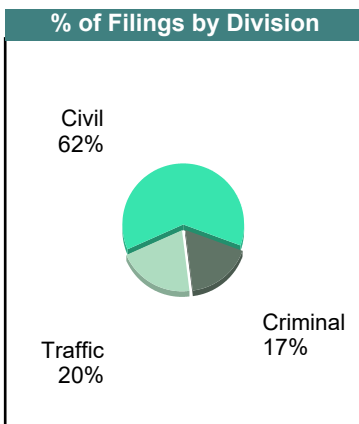
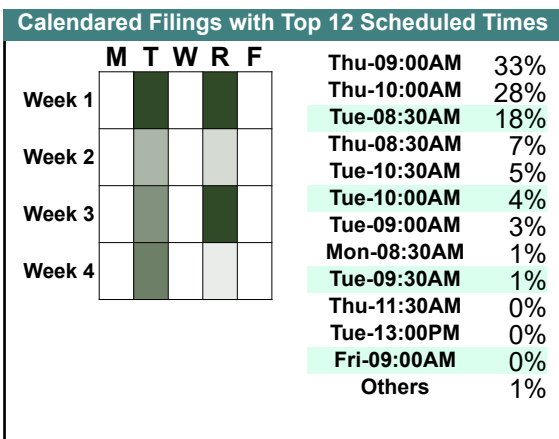
CASELOAD STATISTICS OF THE GENERAL DISTRICT COURTS

September 2018

Waynesboro

District: 25

		<u>Filings</u>	<u>Hearings</u>	<u>Transactions</u>	<u>Concluded</u>	<u>Cont</u>
<u>Criminal</u>						
Capias	CA	22	35	35	12	23
Civil Violation	CV	1	1	1	1	-
Felony	F	59	152	152	47	105
Misdemeanor	M	29	93	94	39	55
Show Cause	SC	9	19	19	9	10
Criminal Total		120	300	301	108	193
<u>Traffic</u>						
Capias	CA	4	19	19	11	8
Civil Violation	CV	1	2	2	1	1
Felony	F	2	4	4	2	2
Infraction	I	70	65	92	68	24
Misdemeanor	M	43	121	121	43	78
Other	O	2	2	2	2	-
Restricted O/L	RL	1	1	1	1	-
Show Cause	SC	17	30	30	8	22
Traffic Total		140	244	271	136	135
<u>Civil</u>						
Abstract	AJ	1	0	1	1	-
Admin License	AL	5	0	5	5	-
Capias	CA	3	4	4	0	4
Counter Claim	CC	2	0	2	2	-
Detinue	DT	14	14	15	14	1
Garnishment	GA	60	0	61	61	-
Interrogatory	IN	13	15	28	13	15
Motion for Judgment	MJ	5	4	5	1	4
Protective Order	PO	3	2	5	3	2
Prelim Prot Order	PP	4	5	9	4	5
Show Cause	SC	13	8	21	13	8
Tenants Assertion	TA	1	1	1	0	1
Unlawful Detainer	UD	53	51	71	50	21
Warrant in Debt	WD	253	261	330	273	57
Civil Total		430	365	558	440	118
Waynesboro Totals		690	909	1,130	684	446



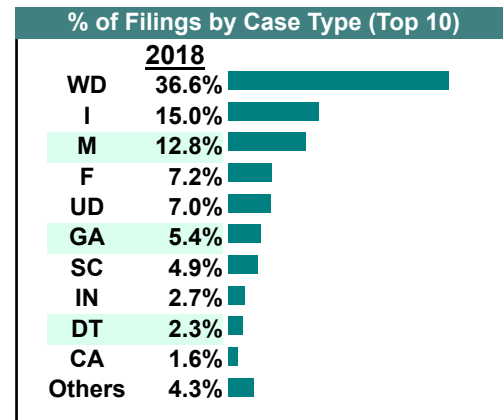
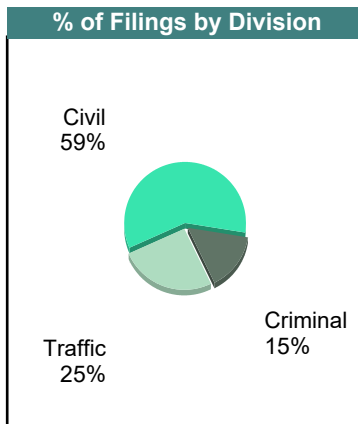
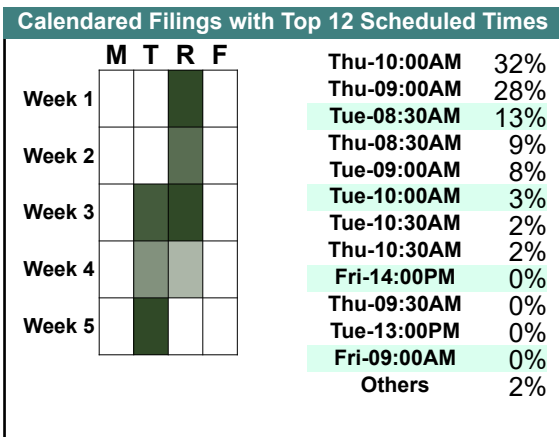
CASELOAD STATISTICS OF THE GENERAL DISTRICT COURTS

August 2018

Waynesboro

District: 25

		<u>Filings</u>	<u>Hearings</u>	<u>Transactions</u>	<u>Concluded</u>	<u>Cont</u>
<u>Criminal</u>						
Capias	CA	7	21	21	10	11
Civil Violation	CV	2	2	2	2	-
Felony	F	39	127	127	34	93
Misdemeanor	M	35	67	69	29	40
Show Cause	SC	2	13	13	6	7
Criminal Total		85	230	232	81	151
<u>Traffic</u>						
Capias	CA	2	7	7	4	3
Civil Violation	CV	2	4	4	1	3
Felony	F	1	4	4	2	2
Infraction	I	83	68	97	69	28
Misdemeanor	M	36	93	93	35	58
Other	O	8	8	8	8	-
Show Cause	SC	9	27	27	15	12
Traffic Total		141	211	240	134	106
<u>Civil</u>						
Abstract	AJ	1	0	1	1	-
Admin License	AL	3	0	3	3	-
Capias	CA	0	1	1	0	1
Detinue	DT	13	12	17	17	-
Garnishment	GA	30	0	30	30	-
Impoundment	IM	1	0	1	1	-
Interrogatory	IN	15	16	35	19	16
Motion for Judgment	MJ	1	1	2	1	1
Other	OT	1	0	1	1	-
Protective Order	PO	1	0	2	2	-
Prelim Prot Order	PP	4	3	5	2	3
Show Cause	SC	16	8	20	12	8
Unlawful Detainer	UD	39	36	56	41	15
Warrant in Debt	WD	203	199	263	217	46
Civil Total		328	276	437	347	90
Waynesboro Totals		554	717	909	562	347



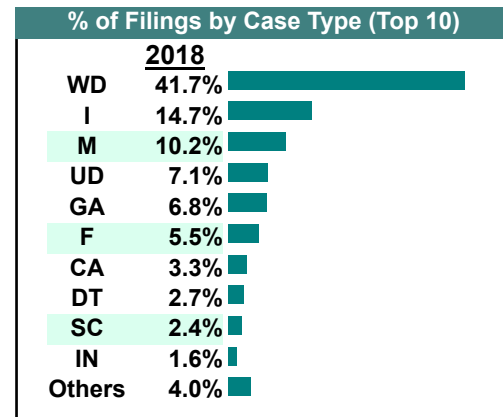
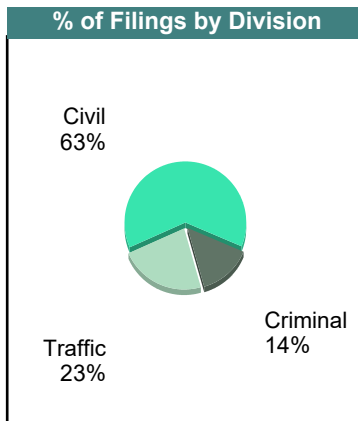
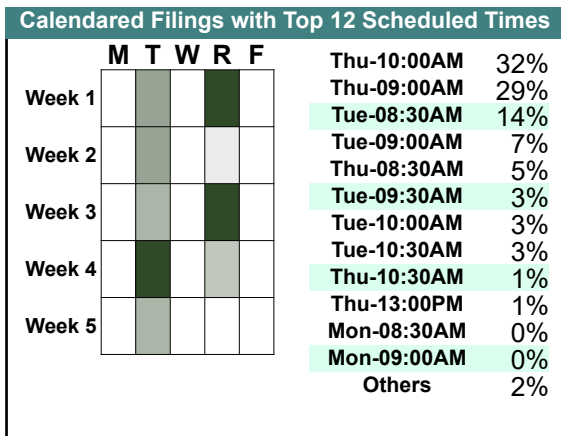
CASELOAD STATISTICS OF THE GENERAL DISTRICT COURTS

July 2018

Waynesboro

District: 25

		<u>Filings</u>	<u>Hearings</u>	<u>Transactions</u>	<u>Concluded</u>	<u>Cont</u>
<u>Criminal</u>						
Capias	CA	14	33	33	15	18
Felony	F	36	177	177	56	121
Misdemeanor	M	40	94	95	39	56
Show Cause	SC	8	17	17	4	13
Criminal Total		98	321	322	114	208
<u>Traffic</u>						
Capias	CA	7	25	25	9	16
Civil Violation	CV	1	3	3	0	3
Felony	F	2	6	6	2	4
Infraction	I	102	79	127	109	18
Misdemeanor	M	31	119	119	49	70
Other	O	9	9	9	9	-
Show Cause	SC	6	29	29	8	21
Traffic Total		158	270	318	186	132
<u>Civil</u>						
Abstract	AJ	3	0	3	3	-
Admin License	AL	4	0	4	4	-
Capias	CA	2	0	3	3	-
Detinue	DT	19	22	23	20	3
Garnishment	GA	47	0	47	47	-
Impoundment	IM	1	0	1	1	-
Interrogatory	IN	11	9	16	7	9
Motion for Judgment	MJ	1	1	1	0	1
Protective Order	PO	4	0	5	5	-
Prelim Prot Order	PP	5	0	6	6	-
Show Cause	SC	3	0	7	7	-
Unlawful Detainer	UD	49	40	68	51	17
Warrant in Debt	WD	290	288	381	306	75
Civil Total		439	360	565	460	105
Waynesboro Totals		695	951	1,205	760	445



CASELOAD STATISTICS OF THE GENERAL DISTRICT COURTS


June 2018

Waynesboro

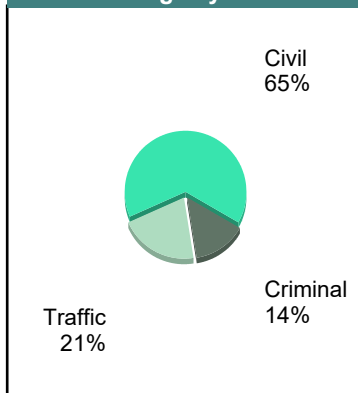
District: 25

		Filings	Hearings	Transactions	Concluded	Cont
<u>Criminal</u>						
Capias	CA	20	30	30	10	20
Civil Violation	CV	1	1	1	1	-
Felony	F	50	144	144	41	103
Misdemeanor	M	21	61	61	29	32
Show Cause	SC	6	11	11	3	8
Criminal Total		98	247	247	84	163
<u>Traffic</u>						
Capias	CA	3	11	11	7	4
Civil Violation	CV	0	1	1	1	-
Felony	F	3	5	5	2	3
Infraction	I	78	61	93	71	22
Misdemeanor	M	44	91	91	28	63
Other	O	4	4	4	4	-
Show Cause	SC	12	26	26	12	14
Traffic Total		144	199	231	125	106
<u>Civil</u>						
Abstract	AJ	2	0	2	2	-
Admin License	AL	2	0	2	2	-
Capias	CA	1	1	1	0	1
Detinue	DT	23	22	26	20	6
Garnishment	GA	45	0	45	45	-
Impoundment	IM	1	0	1	1	-
Interrogatory	IN	18	12	27	15	12
Motion for Judgment	MJ	1	0	1	1	-
Other	OT	1	0	1	1	-
Protective Order	PO	2	0	2	2	-
Prelim Prot Order	PP	2	1	3	2	1
Show Cause	SC	8	4	9	5	4
Unlawful Detainer	UD	59	46	74	56	18
Warrant in Debt	WD	284	269	349	265	84
Civil Total		449	355	543	417	126
Waynesboro Totals		691	801	1,021	626	395

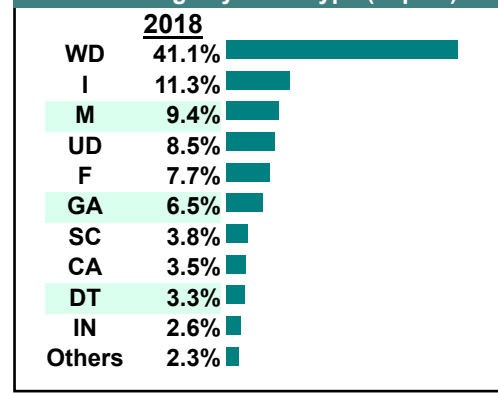
Calendared Filings with Top 12 Scheduled Times



% of Filings by Division



% of Filings by Case Type (Top 10)



CASELOAD STATISTICS OF THE GENERAL DISTRICT COURTS

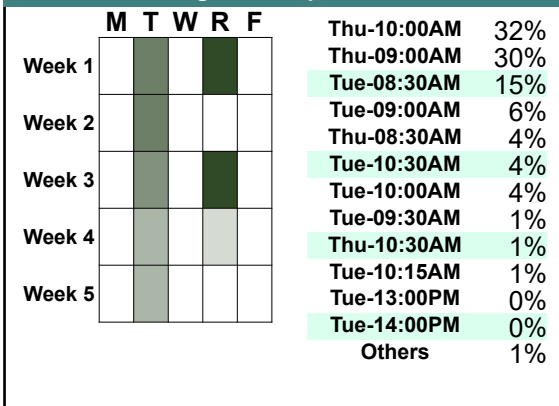
May 2018

Waynesboro

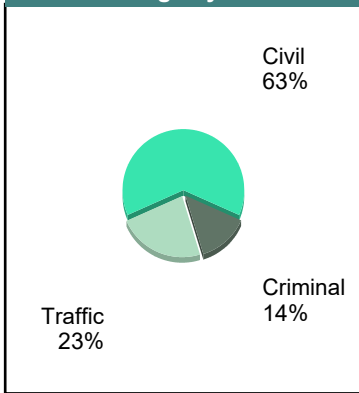
District: 25

		Filings	Hearings	Transactions	Concluded	Cont
<u>Criminal</u>						
Capias	CA	5	26	26	20	6
Felony	F	40	117	117	50	67
Misdemeanor	M	48	125	127	56	71
Show Cause	SC	6	17	17	11	6
Criminal Total		99	285	287	137	150
<u>Traffic</u>						
Capias	CA	6	16	16	5	11
Civil Violation	CV	1	2	2	0	2
Felony	F	1	3	3	0	3
Infraction	I	96	73	114	94	20
Misdemeanor	M	44	123	123	44	79
Other	O	4	4	4	4	-
Show Cause	SC	15	27	27	6	21
Traffic Total		167	248	289	153	136
<u>Civil</u>						
Admin License	AL	3	0	3	3	-
Detinue	DT	14	10	16	14	2
Garnishment	GA	44	1	44	43	1
Impoundment	IM	1	0	1	1	-
Interrogatory	IN	13	12	18	6	12
Other	OT	1	0	1	1	-
Protective Order	PO	3	1	3	2	1
Prelim Prot Order	PP	6	4	10	6	4
Show Cause	SC	5	3	6	3	3
Unlawful Detainer	UD	44	30	55	43	12
Warrant in Debt	WD	327	292	370	296	74
Civil Total		461	353	527	418	109
Waynesboro Totals		727	886	1,103	708	395

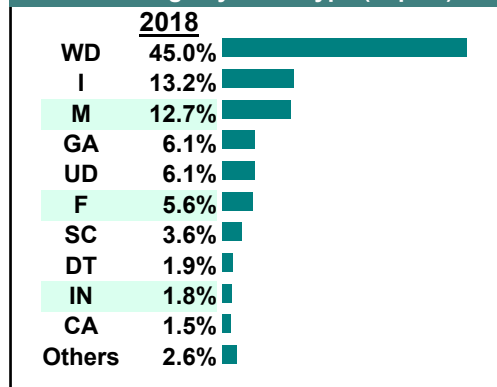
Calendared Filings with Top 12 Scheduled Times



% of Filings by Division

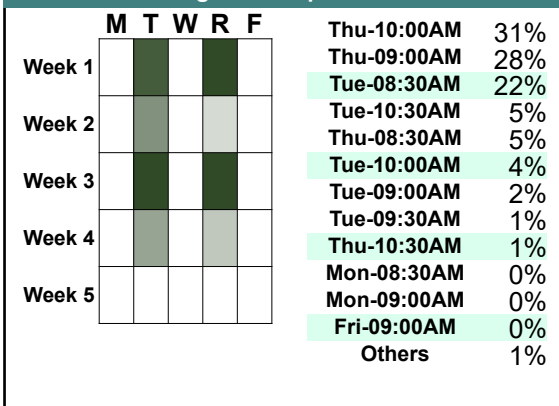


% of Filings by Case Type (Top 10)

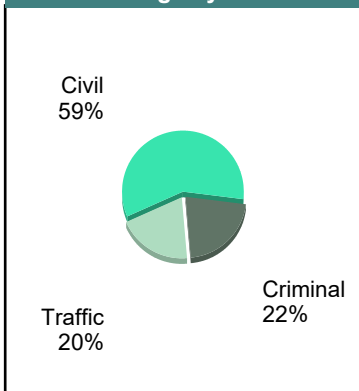


		<u>Filings</u>	<u>Hearings</u>	<u>Transactions</u>	<u>Concluded</u>	<u>Cont</u>
<u>Criminal</u>						
Capias	CA	18	35	35	13	21
Felony	F	81	229	229	90	139
Misdemeanor	M	37	97	98	51	47
Show Cause	SC	7	14	14	7	7
Criminal Total		143	375	376	161	214
<u>Traffic</u>						
Capias	CA	7	17	17	8	9
Civil Violation	CV	1	1	1	0	1
Felony	F	1	2	2	1	1
Infraction	I	79	58	101	83	18
Misdemeanor	M	31	92	92	25	67
Other	O	2	2	2	2	-
Restricted O/L	RL	1	1	1	1	-
Show Cause	SC	8	21	21	11	10
Traffic Total		130	194	237	131	106
<u>Civil</u>						
Abstract	AJ	2	0	2	2	-
Admin License	AL	2	0	2	2	-
Bond Forfeiture	BF	0	0	1	1	-
Capias	CA	0	1	1	0	1
Counter Claim	CC	0	0	1	1	-
Detinue	DT	24	21	29	26	3
Garnishment	GA	48	0	49	49	-
Impoundment	IM	1	0	1	1	-
Interrogatory	IN	6	9	15	6	9
Other	OT	1	0	1	1	-
Protective Order	PO	2	1	2	1	1
Prelim Prot Order	PP	1	1	6	5	1
Show Cause	SC	7	4	11	7	4
Unlawful Detainer	UD	38	28	50	36	14
Warrant in Debt	WD	254	234	316	260	56
Civil Total		386	299	487	398	89
Waynesboro Totals		659	868	1,100	690	409

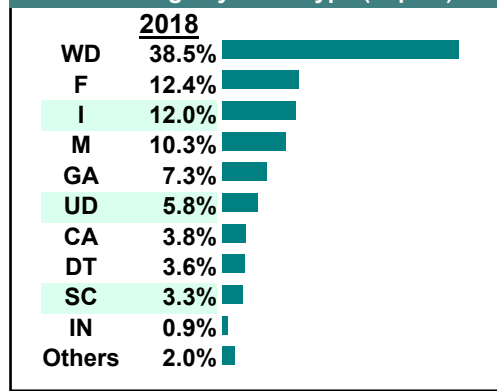
Calendared Filings with Top 12 Scheduled Times



% of Filings by Division



% of Filings by Case Type (Top 10)



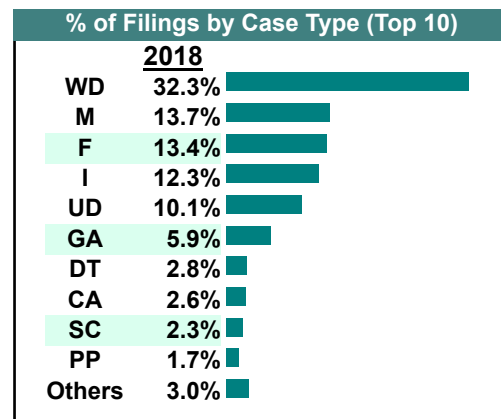
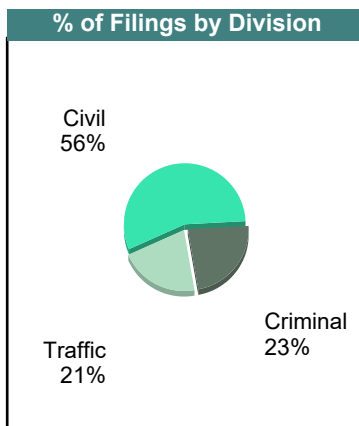
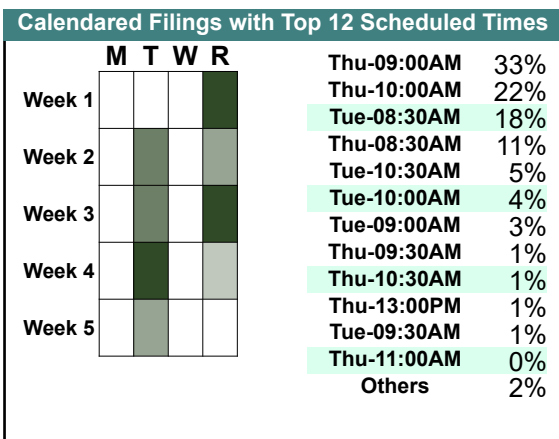
CASELOAD STATISTICS OF THE GENERAL DISTRICT COURTS

March 2018

Waynesboro

District: 25

		<u>Filings</u>	<u>Hearings</u>	<u>Transactions</u>	<u>Concluded</u>	<u>Cont</u>
<u>Criminal</u>						
Capias	CA	6	14	14	4	10
Felony	F	76	151	151	46	105
Misdemeanor	M	45	118	119	47	72
Show Cause	SC	5	10	10	3	7
Criminal Total		132	293	294	100	194
<u>Traffic</u>						
Capias	CA	8	28	28	9	19
Civil Violation	CV	0	2	2	2	-
Felony	F	1	4	4	2	2
Infraction	I	71	58	88	67	21
Misdemeanor	M	34	120	120	50	70
Other	O	3	3	3	3	-
Show Cause	SC	5	27	27	8	19
Traffic Total		122	242	272	141	131
<u>Civil</u>						
Abstract	AJ	1	0	1	1	-
Admin License	AL	2	0	2	2	-
Capias	CA	1	0	4	4	-
Counter Claim	CC	1	1	1	0	1
Detinue	DT	16	15	20	19	1
Garnishment	GA	34	0	35	35	-
Interrogatory	IN	6	3	10	7	3
Other	OT	1	1	2	1	1
Protective Order	PO	2	0	2	2	-
Prelim Prot Order	PP	10	8	14	6	8
Petition-Restore Arms	PR	1	1	2	1	1
Show Cause	SC	3	4	8	4	4
Unlawful Detainer	UD	58	37	76	67	9
Warrant in Debt	WD	186	208	249	181	68
Civil Total		322	278	426	330	96
Waynesboro Totals		576	813	992	571	421



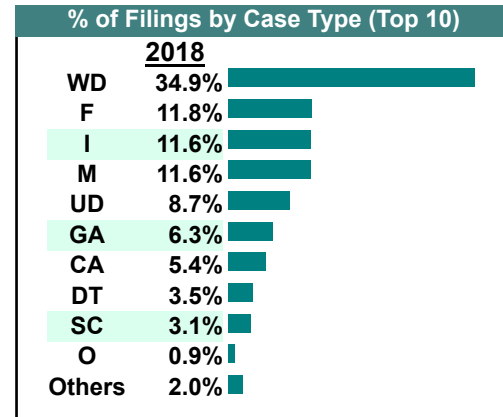
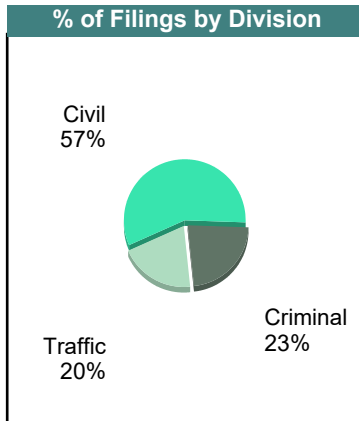
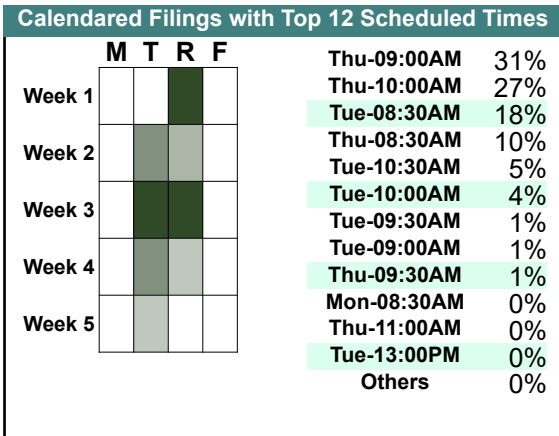
CASELOAD STATISTICS OF THE GENERAL DISTRICT COURTS

February 2018

Waynesboro

District: 25

		<u>Filings</u>	<u>Hearings</u>	<u>Transactions</u>	<u>Concluded</u>	<u>Cont</u>
<u>Criminal</u>						
Capias	CA	13	27	27	15	12
Civil Violation	CV	1	1	1	1	-
Felony	F	64	130	130	29	101
Misdemeanor	M	42	107	109	34	75
Show Cause	SC	4	18	18	9	9
Criminal Total		124	283	285	88	197
<u>Traffic</u>						
Capias	CA	11	22	22	7	15
Civil Violation	CV	0	2	2	0	2
Felony	F	0	4	4	2	2
Infraction	I	63	46	83	68	15
Misdemeanor	M	21	99	99	31	68
Other	O	5	5	5	5	-
Show Cause	SC	8	34	34	12	22
Traffic Total		108	212	249	125	124
<u>Civil</u>						
Admin License	AL	2	0	2	2	-
Capias	CA	5	2	5	3	2
Detinue	DT	19	17	24	16	8
Garnishment	GA	34	0	34	34	-
Interrogatory	IN	3	3	14	11	3
Protective Order	PO	4	0	4	4	-
Prelim Prot Order	PP	1	1	1	0	1
Show Cause	SC	5	2	14	12	2
Unlawful Detainer	UD	47	38	62	41	21
Warrant in Debt	WD	189	214	257	172	85
Civil Total		309	277	417	295	122
Waynesboro Totals		541	772	951	508	443



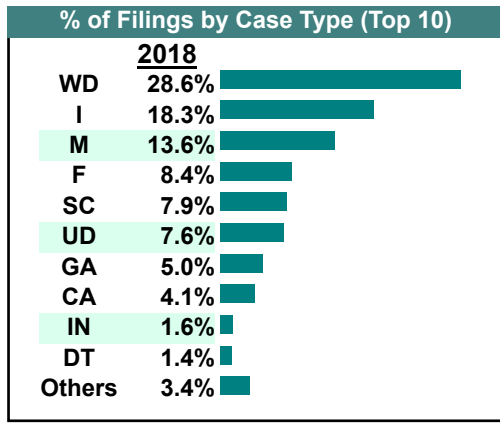
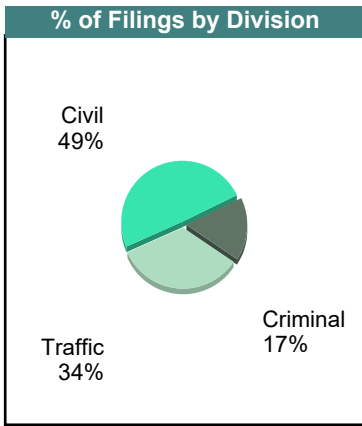
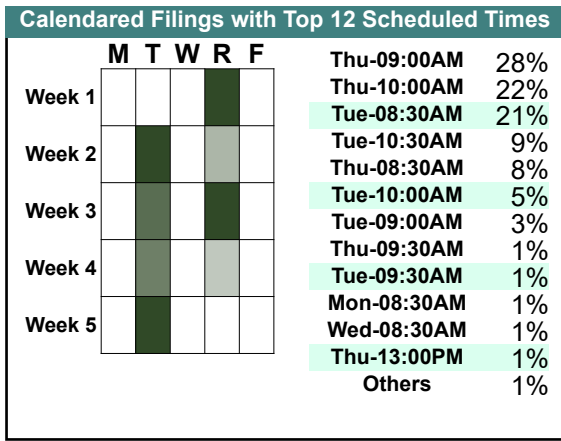
CASELOAD STATISTICS OF THE GENERAL DISTRICT COURTS

January 2018

Waynesboro

District: 25

		<u>Filings</u>	<u>Hearings</u>	<u>Transactions</u>	<u>Concluded</u>	<u>Cont</u>
<u>Criminal</u>						
Capias	CA	15	39	39	22	17
Felony	F	48	174	174	87	87
Misdemeanor	M	26	103	104	50	54
Show Cause	SC	8	19	19	10	9
Criminal Total		97	335	336	169	167
<u>Traffic</u>						
Capias	CA	9	22	22	9	13
Civil Violation	CV	1	4	4	1	3
Felony	F	1	7	7	3	4
Infraction	I	106	95	126	104	22
Misdemeanor	M	53	150	150	51	99
Other	O	6	6	6	6	-
Show Cause	SC	20	35	35	11	24
Traffic Total		196	319	350	185	165
<u>Civil</u>						
Admin License	AL	6	0	6	6	-
Capias	CA	0	0	1	1	-
Detinue	DT	8	10	15	12	3
Garnishment	GA	29	0	29	29	-
Interrogatory	IN	9	17	29	12	17
Protective Order	PO	4	0	4	4	-
Prelim Prot Order	PP	3	0	8	8	-
Show Cause	SC	18	11	23	12	11
Unlawful Detainer	UD	44	43	62	47	15
Warrant in Debt	WD	166	203	250	178	72
Civil Total		287	284	427	309	118
Waynesboro Totals		580	938	1,113	663	450



Filings by Court & Division

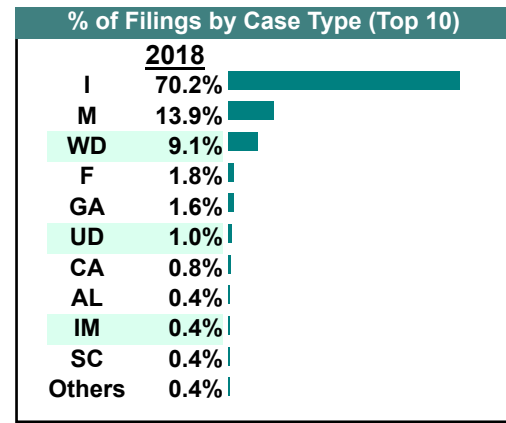
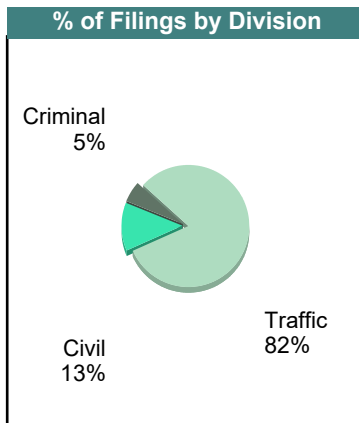
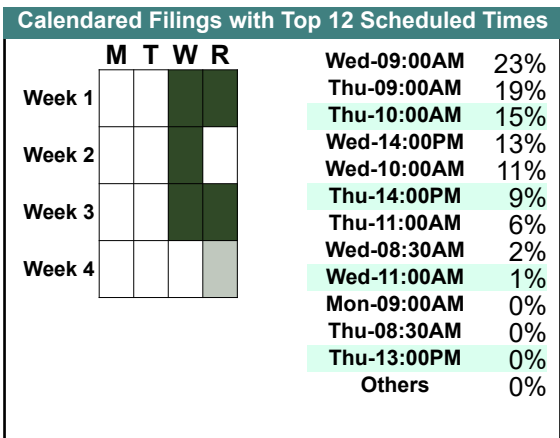
	Alleghany	Augusta	Bath	Botetourt	Buena Vista	Craig	Highland	Rockbridge	Staunton	Waynesboro	Total	
C	Misdemeanor	919 14%	1,275 20%	196 3%	855 13%	275 4%	194 3%	72 1%	1,251 19%	1,034 16%	456 7%	6,527
	Felony	233 7%	877 27%	33 1%	303 9%	106 3%	31 1%	7 0%	499 15%	494 15%	644 20%	3,227
	Show Cause	74 7%	341 32%	8 1%	176 16%	28 3%	19 2%	2 0%	162 15%	199 18%	71 7%	1,080
	Capias	44 5%	264 29%	1 0%	106 12%	28 3%	2 0%	- 0%	90 10%	234 25%	151 16%	920
	Civil Violation	15 10%	34 23%	2 1%	18 12%	- 0%	5 3%	- 0%	20 14%	46 32%	5 3%	145
	Motion	- 0%	- 0%	- 0%	13 25%	- 0%	- 0%	1 2%	1 2%	37 71%	- 0%	52
	Other	- 0%	3 100%	- 0%	- 0%	- 0%	- 0%	- 0%	- 0%	- 0%	- 0%	3
	Total	1,285 11%	2,794 23%	240 2%	1,471 12%	437 4%	251 2%	82 1%	2,023 17%	2,044 17%	1,327 11%	11,954
T	Infraction	4,522 11%	10,675 26%	1,741 4%	9,155 23%	883 2%	656 2%	831 2%	7,588 19%	3,579 9%	1,003 2%	40,633
	Misdemeanor	1,251 11%	2,033 18%	135 1%	1,993 18%	172 2%	114 1%	48 0%	4,136 38%	654 6%	457 4%	10,993
	Show Cause	9 2%	185 40%	1 0%	11 2%	18 4%	2 0%	- 0%	73 16%	27 6%	134 29%	460
	Other	- 0%	247 54%	- 0%	- 0%	- 0%	- 0%	- 0%	- 0%	159 35%	51 11%	457
	Capias	38 9%	152 37%	4 1%	2 0%	5 1%	5 1%	3 1%	65 16%	54 13%	88 21%	416
	Felony	6 6%	33 31%	- 0%	13 12%	5 5%	- 0%	1 1%	20 19%	13 12%	15 14%	106
	Civil Violation	2 7%	5 17%	- 0%	7 24%	4 14%	- 0%	- 0%	1 3%	- 0%	10 34%	29
	Restricted O/L	- 0%	3 23%	- 0%	5 38%	- 0%	- 0%	1 8%	- 0%	2 15%	2 15%	13
	Motion	- 0%	- 0%	- 0%	- 0%	- 0%	- 0%	1 25%	- 0%	3 75%	- 0%	4
	Total	5,828 11%	13,333 25%	1,881 4%	11,186 21%	1,087 2%	777 1%	885 2%	11,883 22%	4,491 8%	1,760 3%	53,111
V	Warrant in Debt	485 7%	1,101 16%	246 4%	532 8%	126 2%	60 1%	50 1%	619 9%	793 12%	2,838 41%	6,850
	Garnishment	227 11%	352 17%	13 1%	139 7%	54 3%	26 1%	4 0%	299 14%	492 23%	512 24%	2,118
	Unlawful Detainer	232 12%	479 25%	6 0%	89 5%	76 4%	17 1%	1 0%	148 8%	333 17%	570 29%	1,951
	Detinue	87 13%	112 16%	- 0%	7 1%	4 1%	- 0%	1 0%	201 29%	60 9%	214 31%	686
	Interrogatory	6 1%	141 26%	1 0%	58 11%	1 0%	12 2%	- 0%	33 6%	169 31%	130 24%	551

	Alleghany	Augusta	Bath	Botetourt	Buena Vista	Craig	Highland	Rockbridge	Staunton	Waynesboro	Total
V Admin License	42	67	3	40	21	7	3	68	61	40	352
	12%	19%	1%	11%	6%	2%	1%	19%	17%	11%	
Show Cause	11	60	-	1	2	-	-	46	115	95	330
	3%	18%	0%	0%	1%	0%	0%	14%	35%	29%	
Prelim Prot Order	30	73	2	23	6	1	1	17	50	42	245
	12%	30%	1%	9%	2%	0%	0%	7%	20%	17%	
Protective Order	17	54	-	22	5	1	1	11	37	27	175
	10%	31%	0%	13%	3%	1%	1%	6%	21%	15%	
Abstract	5	44	-	5	4	-	-	7	57	13	135
	4%	33%	0%	4%	3%	0%	0%	5%	42%	10%	
Impoundment	-	15	3	25	1	4	-	29	9	6	92
	0%	16%	3%	27%	1%	4%	0%	32%	10%	7%	
Overweight	4	2	2	74	-	-	1	-	-	-	83
	5%	2%	2%	89%	0%	0%	1%	0%	0%	0%	
Other	5	11	2	13	3	5	-	6	8	7	60
	8%	18%	3%	22%	5%	8%	0%	10%	13%	12%	
Capias	1	9	-	-	-	-	-	6	19	14	49
	2%	18%	0%	0%	0%	0%	0%	12%	39%	29%	
Motion for Judgment	1	14	-	-	1	1	-	3	5	13	38
	3%	37%	0%	0%	3%	3%	0%	8%	13%	34%	
Petition-Restore Arms	-	7	-	1	4	-	-	1	1	1	15
	0%	47%	0%	7%	27%	0%	0%	7%	7%	7%	
Counter Claim	1	5	-	1	-	-	-	4	-	3	14
	7%	36%	0%	7%	0%	0%	0%	29%	0%	21%	
Bond Forfeiture	3	-	-	-	-	-	-	3	6	-	12
	25%	0%	0%	0%	0%	0%	0%	25%	50%	0%	
Tenants Assertion	1	1	-	-	-	-	-	4	3	2	11
	9%	9%	0%	0%	0%	0%	0%	36%	27%	18%	
Third Party Claim	-	-	-	-	-	-	-	-	1	-	1
	0%	0%	0%	0%	0%	0%	0%	0%	100%	0%	
Zoning Viol	-	-	-	-	-	-	-	1	-	-	1
	0%	0%	0%	0%	0%	0%	0%	100%	0%	0%	
Total	1,158	2,547	278	1,030	308	134	62	1,506	2,219	4,527	13,769
	8%	18%	2%	7%	2%	1%	0%	11%	16%	33%	
Total	8,271	18,674	2,399	13,687	1,832	1,162	1,029	15,412	8,754	7,614	78,834
	10%	24%	3%	17%	2%	1%	1%	20%	11%	10%	

CASELOAD STATISTICS OF THE GENERAL DISTRICT COURTS

December 2018

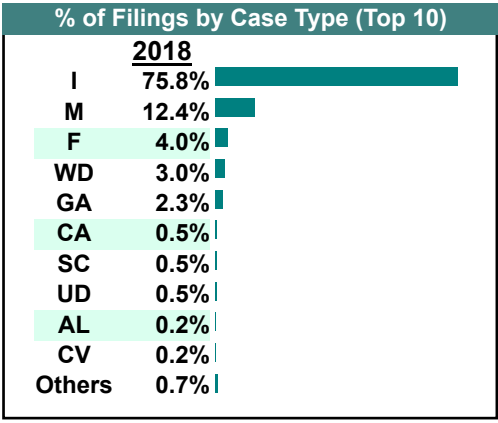
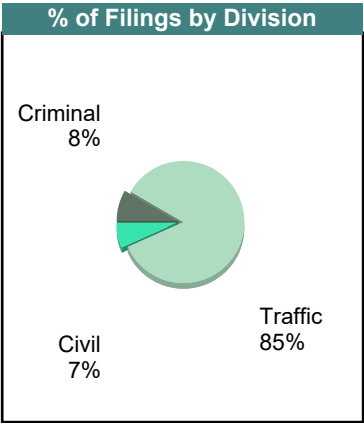
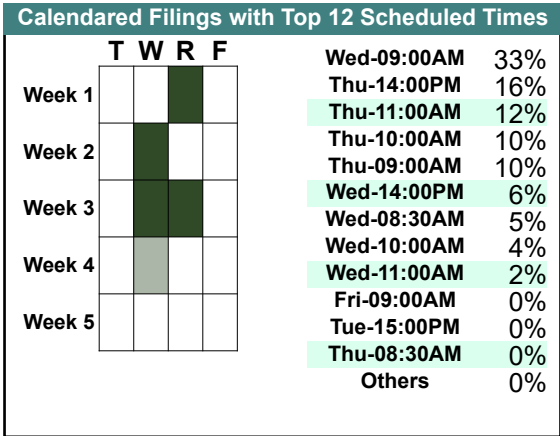
		<u>Filings</u>	<u>Hearings</u>	<u>Transactions</u>	<u>Concluded</u>	<u>Cont</u>
<u>Criminal</u>						
Capias	CA	2	10	10	5	5
Civil Violation	CV	0	5	5	4	1
Felony	F	8	35	35	5	30
Misdemeanor	M	16	62	65	30	34
Show Cause	SC	1	6	6	4	2
Criminal Total		27	118	121	48	72
<u>Traffic</u>						
Capias	CA	2	13	13	6	7
Felony	F	1	3	3	2	1
Infraction	I	354	246	465	398	67
Misdemeanor	M	54	112	112	57	52
Show Cause	SC	1	2	2	1	1
Traffic Total		412	376	595	464	128
<u>Civil</u>						
Admin License	AL	2	0	2	2	-
Bond Forfeiture	BF	1	1	1	0	1
Garnishment	GA	8	0	8	8	-
Impoundment	IM	2	0	2	2	-
Motion for Judgment	MJ	1	1	1	0	1
Other	OT	0	0	1	1	-
Unlawful Detainer	UD	5	7	7	2	5
Warrant in Debt	WD	46	61	71	42	27
Civil Total		65	70	93	57	34
Clarke Totals		504	564	809	569	234



CASELOAD STATISTICS OF THE GENERAL DISTRICT COURTS

November 2018

		<u>Filings</u>	<u>Hearings</u>	<u>Transactions</u>	<u>Concluded</u>	<u>Cont</u>
<u>Criminal</u>						
Capias	CA	1	6	6	4	2
Civil Violation	CV	1	8	8	2	6
Felony	F	16	40	40	5	35
Misdemeanor	M	16	50	50	8	42
Show Cause	SC	1	6	6	0	6
Criminal Total		35	110	110	19	91
<u>Traffic</u>						
Capias	CA	1	3	3	0	3
Felony	F	1	5	5	2	3
Infraction	I	325	191	382	291	91
Misdemeanor	M	37	96	96	38	57
Show Cause	SC	1	2	2	1	1
Traffic Total		365	297	488	332	155
<u>Civil</u>						
Admin License	AL	1	0	1	1	-
Garnishment	GA	10	1	11	10	1
Impoundment	IM	1	0	1	1	-
Protective Order	PO	1	0	1	1	-
Prelim Prot Order	PP	1	1	2	1	-
Unlawful Detainer	UD	2	3	3	2	1
Warrant in Debt	WD	13	22	24	13	11
Civil Total		29	27	43	29	13
Clarke Totals		429	434	641	380	259



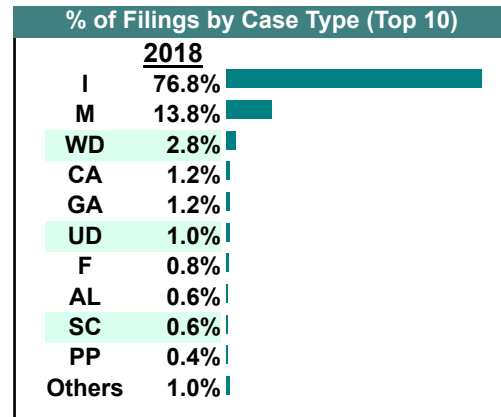
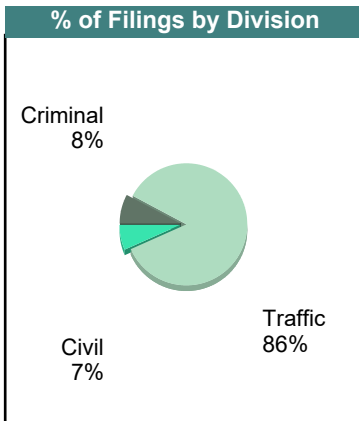
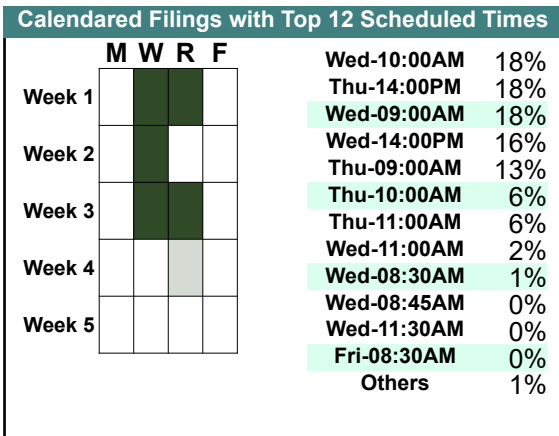
CASELOAD STATISTICS OF THE GENERAL DISTRICT COURTS

October 2018

Clarke

District: 26

		<u>Filings</u>	<u>Hearings</u>	<u>Transactions</u>	<u>Concluded</u>	<u>Cont</u>
<u>Criminal</u>						
Capias	CA	5	10	10	4	6
Civil Violation	CV	1	4	4	0	4
Felony	F	4	25	25	5	20
Misdemeanor	M	26	65	67	16	50
Show Cause	SC	3	18	18	6	12
Criminal Total		39	122	124	31	92
<u>Traffic</u>						
Capias	CA	1	4	4	1	3
Felony	F	0	1	1	0	1
Infraction	I	391	227	469	395	74
Misdemeanor	M	44	91	91	42	49
Show Cause	SC	0	4	4	1	3
Traffic Total		436	327	569	439	130
<u>Civil</u>						
Abstract	AJ	1	0	1	1	-
Admin License	AL	3	0	3	3	-
Garnishment	GA	6	1	6	5	1
Impoundment	IM	1	0	1	1	-
Interrogatory	IN	1	1	1	0	1
Protective Order	PO	1	0	1	1	-
Prelim Prot Order	PP	2	1	3	2	-
Unlawful Detainer	UD	5	7	9	5	4
Warrant in Debt	WD	14	17	22	10	12
Civil Total		34	27	47	28	18
Clarke Totals		509	476	740	498	240



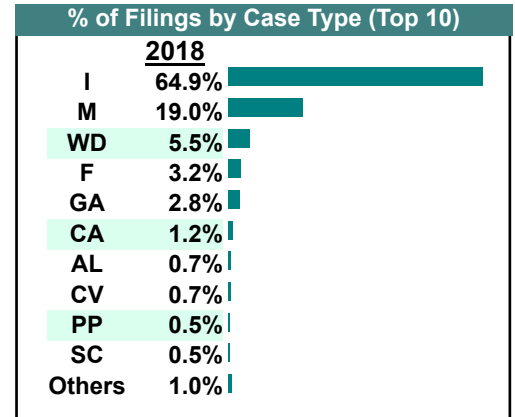
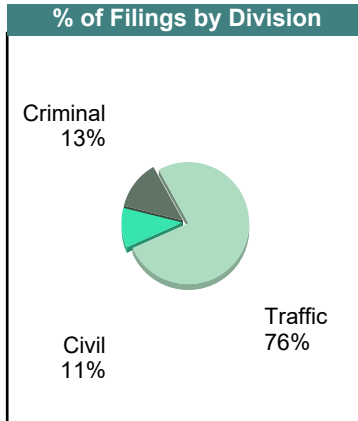
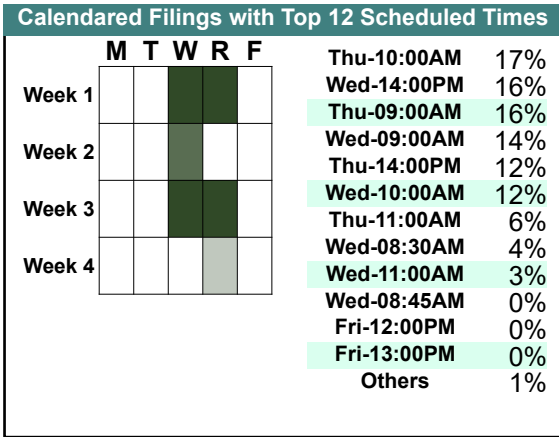
CASELOAD STATISTICS OF THE GENERAL DISTRICT COURTS

September 2018

Clarke

District: 26

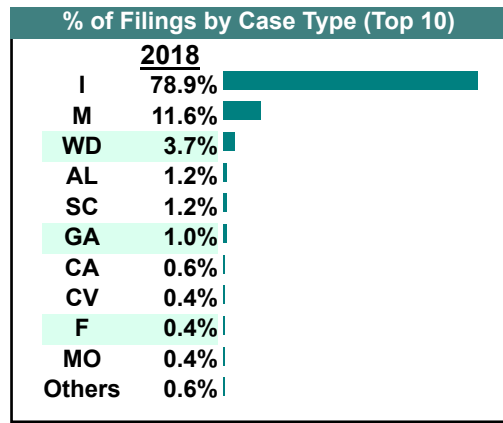
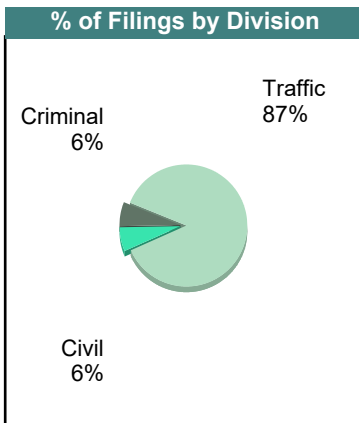
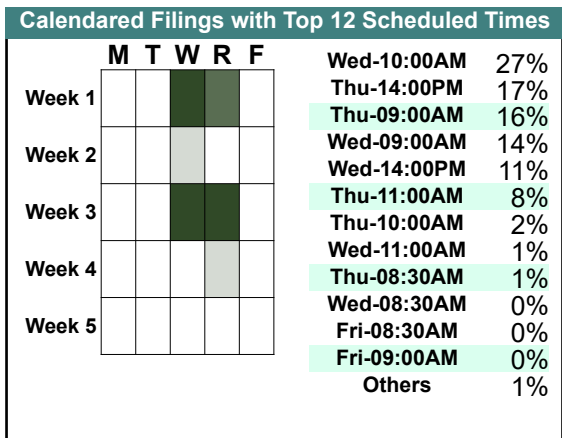
		<u>Filings</u>	<u>Hearings</u>	<u>Transactions</u>	<u>Concluded</u>	<u>Cont</u>
<u>Criminal</u>						
Capias	CA	6	8	8	4	4
Civil Violation	CV	4	7	7	1	6
Felony	F	16	29	29	2	27
Misdemeanor	M	50	76	87	36	50
Show Cause	SC	2	12	12	1	11
Criminal Total		78	132	143	44	98
<u>Traffic</u>						
Capias	CA	1	4	4	1	3
Felony	F	3	5	5	0	5
Infraction	I	389	210	473	405	68
Misdemeanor	M	64	125	125	58	67
Show Cause	SC	1	1	1	0	1
Traffic Total		458	345	608	464	144
<u>Civil</u>						
Admin License	AL	4	0	4	4	-
Bond Forfeiture	BF	1	0	1	1	-
Detinue	DT	0	0	1	1	-
Garnishment	GA	17	0	17	17	-
Other	OT	1	1	1	0	1
Protective Order	PO	2	0	2	2	-
Prelim Prot Order	PP	3	3	5	2	2
Unlawful Detainer	UD	2	2	3	2	1
Warrant in Debt	WD	33	37	52	30	22
Civil Total		63	43	86	59	26
Clarke Totals		599	520	837	567	268



CASELOAD STATISTICS OF THE GENERAL DISTRICT COURTS

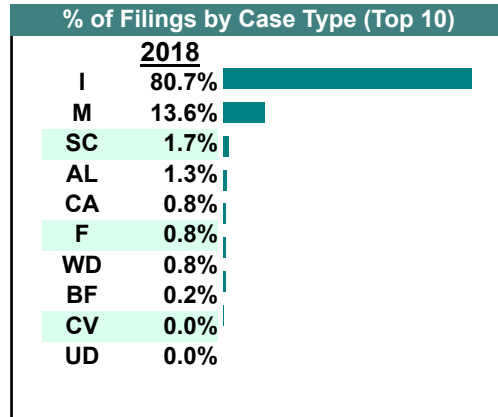
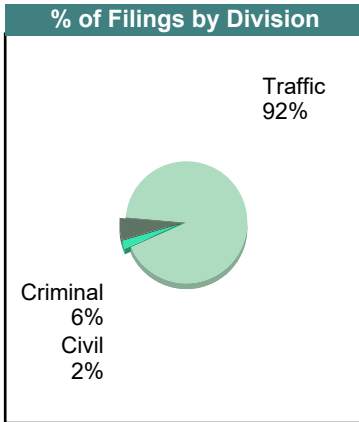
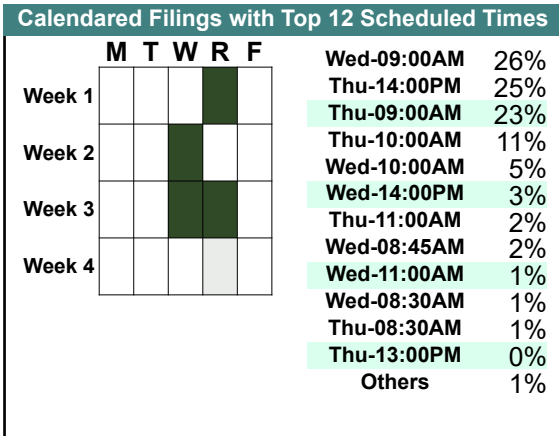
August 2018

		<u>Filings</u>	<u>Hearings</u>	<u>Transactions</u>	<u>Concluded</u>	<u>Cont</u>
<u>Criminal</u>						
Capias	CA	2	5	5	1	4
Civil Violation	CV	2	3	4	1	3
Felony	F	2	7	7	3	4
Misdemeanor	M	22	39	45	17	28
Motion	MO	1	1	1	1	-
Show Cause	SC	2	10	10	2	8
Criminal Total		31	65	72	25	47
<u>Traffic</u>						
Capias	CA	1	2	2	1	1
Infraction	I	389	231	453	385	68
Misdemeanor	M	35	68	68	34	34
Motion	MO	1	1	1	1	-
Show Cause	SC	4	4	4	2	2
Traffic Total		430	306	528	423	105
<u>Civil</u>						
Admin License	AL	6	0	6	6	-
Bond Forfeiture	BF	0	1	1	0	1
Detinue	DT	1	1	1	0	1
Garnishment	GA	5	0	5	5	-
Interrogatory	IN	1	0	1	1	-
Unlawful Detainer	UD	1	2	2	1	1
Warrant in Debt	WD	18	17	27	21	6
Civil Total		32	21	43	34	9
Clarke Totals		493	392	643	482	161



July 2018

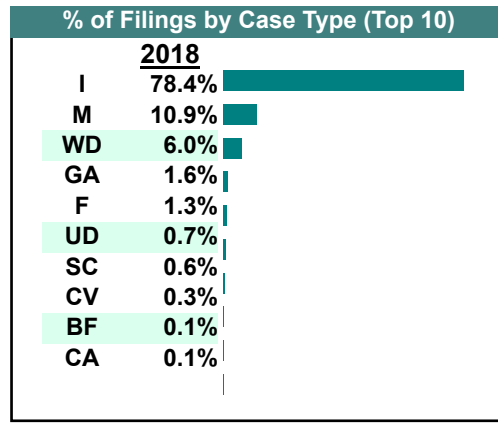
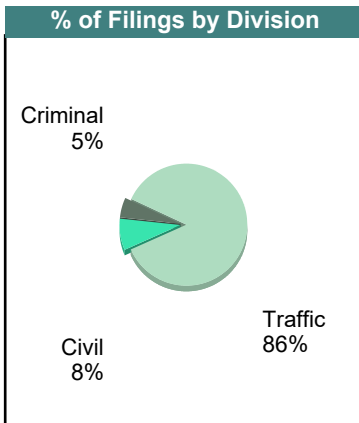
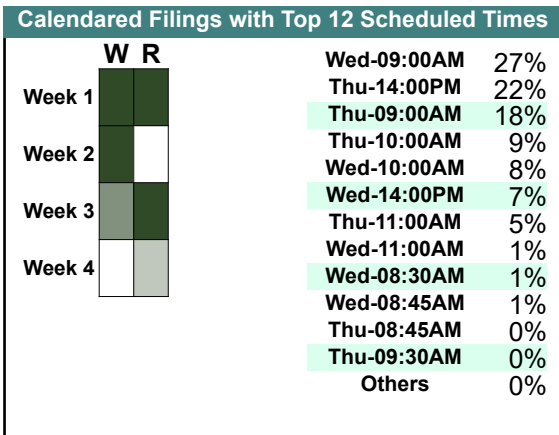
		<u>Filings</u>	<u>Hearings</u>	<u>Transactions</u>	<u>Concluded</u>	<u>Cont</u>
<u>Criminal</u>						
Capias	CA	3	4	4	2	2
Civil Violation	CV	0	3	3	1	2
Felony	F	3	16	16	10	6
Misdemeanor	M	14	45	50	22	28
Show Cause	SC	7	7	7	0	7
Criminal Total		27	75	80	35	45
<u>Traffic</u>						
Capias	CA	1	2	2	1	1
Felony	F	1	1	1	0	1
Infraction	I	381	231	464	403	61
Misdemeanor	M	50	93	93	50	43
Show Cause	SC	1	1	1	0	1
Traffic Total		434	328	561	454	107
<u>Civil</u>						
Admin License	AL	6	0	6	6	-
Bond Forfeiture	BF	1	1	1	0	1
Unlawful Detainer	UD	0	1	1	0	1
Warrant in Debt	WD	4	6	9	5	4
Civil Total		11	8	17	11	6
Clarke Totals		472	411	658	500	158



CASELOAD STATISTICS OF THE GENERAL DISTRICT COURTS

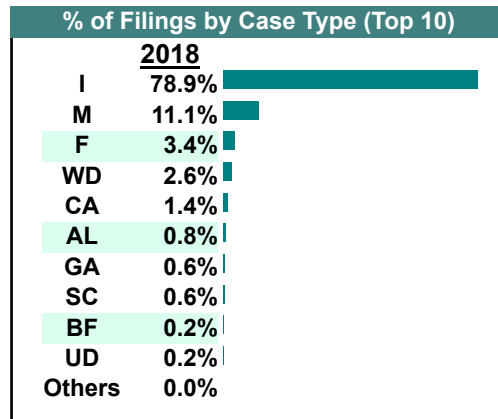
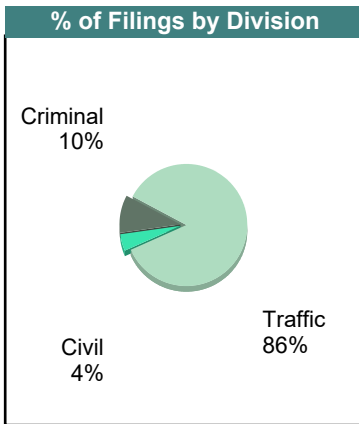
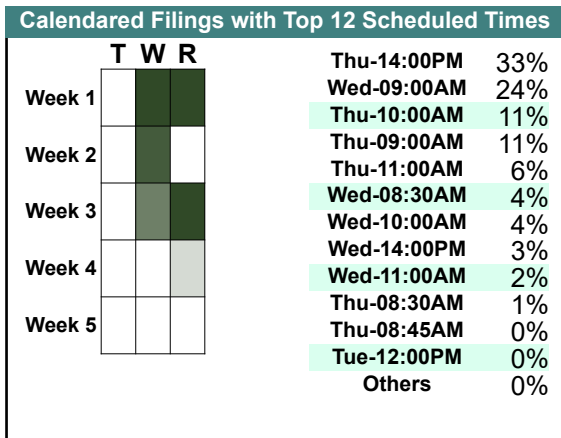
June 2018

		<u>Filings</u>	<u>Hearings</u>	<u>Transactions</u>	<u>Concluded</u>	<u>Cont</u>
<u>Criminal</u>						
Capias	CA	0	11	11	3	8
Civil Violation	CV	2	4	4	1	3
Felony	F	9	34	34	11	23
Misdemeanor	M	22	62	64	20	44
Show Cause	SC	4	13	13	5	8
Criminal Total		37	124	126	40	86
<u>Traffic</u>						
Capias	CA	1	11	11	2	9
Infraction	I	553	277	619	543	76
Misdemeanor	M	55	116	116	53	63
Traffic Total		609	404	746	598	148
<u>Civil</u>						
Bond Forfeiture	BF	1	1	2	1	1
Garnishment	GA	11	0	13	13	-
Unlawful Detainer	UD	5	3	6	4	2
Warrant in Debt	WD	42	48	60	38	22
Civil Total		59	52	81	56	25
Clarke Totals		705	580	953	694	259



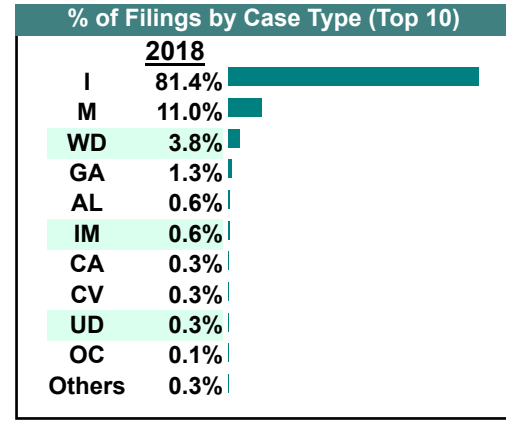
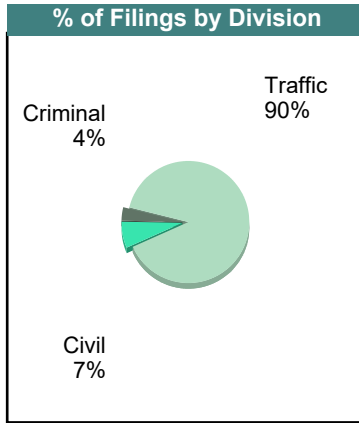
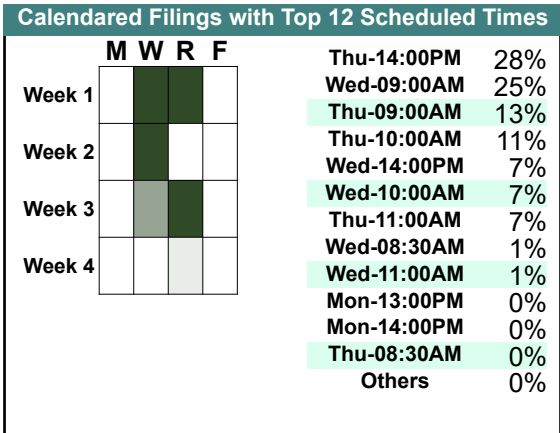
May 2018

		<u>Filings</u>	<u>Hearings</u>	<u>Transactions</u>	<u>Concluded</u>	<u>Cont</u>
<u>Criminal</u>						
Capias	CA	7	10	10	3	7
Civil Violation	CV	0	2	2	2	-
Felony	F	17	32	32	8	24
Misdemeanor	M	23	52	52	14	38
Show Cause	SC	2	8	8	4	4
Criminal Total		49	104	104	31	73
<u>Traffic</u>						
Capias	CA	0	2	2	0	2
Infraction	I	390	196	450	396	54
Misdemeanor	M	32	64	64	36	28
Show Cause	SC	1	1	1	1	-
Traffic Total		423	263	517	433	84
<u>Civil</u>						
Admin License	AL	4	0	4	4	-
Bond Forfeiture	BF	1	1	1	0	1
Garnishment	GA	3	2	6	4	2
Unlawful Detainer	UD	1	3	4	3	1
Warrant in Debt	WD	13	15	22	15	7
Civil Total		22	21	37	26	11
Clarke Totals		494	388	658	490	168



April 2018

		Filings	Hearings	Transactions	Concluded	Cont
<u>Criminal</u>						
Capias	CA	2	7	7	3	4
Civil Violation	CV	2	5	5	1	4
Felony	F	0	10	10	3	7
Misdemeanor	M	21	61	62	26	36
Show Cause	SC	0	8	8	1	7
Criminal Total		25	91	92	34	58
<u>Traffic</u>						
Capias	CA	0	2	2	0	2
Infraction	I	575	277	653	570	83
Misdemeanor	M	57	106	106	61	45
Traffic Total		632	385	761	631	130
<u>Civil</u>						
Admin License	AL	4	0	4	4	-
Garnishment	GA	9	4	11	7	4
Impoundment	IM	4	0	4	4	-
Overweight	OC	1	0	1	1	-
Prelim Prot Order	PP	1	0	1	1	-
Tenants Assertion	TA	1	1	2	1	1
Unlawful Detainer	UD	2	3	5	2	3
Warrant in Debt	WD	27	27	33	23	10
Civil Total		49	35	61	43	18
Clarke Totals		706	511	914	708	206



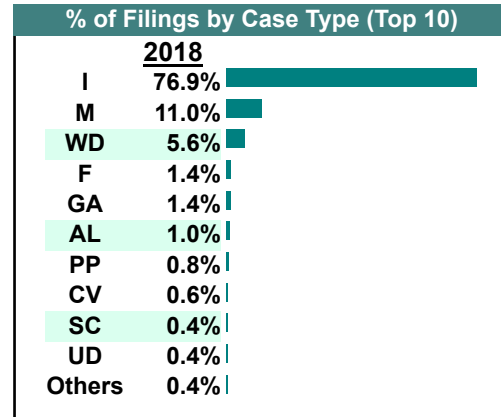
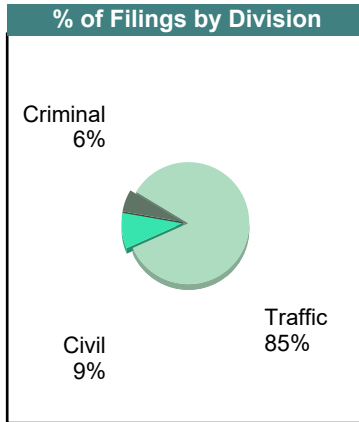
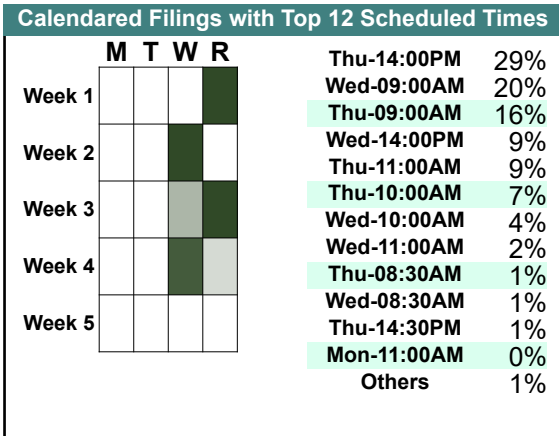
CASELOAD STATISTICS OF THE GENERAL DISTRICT COURTS

Clarke

District: 26

March 2018

		<u>Filings</u>	<u>Hearings</u>	<u>Transactions</u>	<u>Concluded</u>	<u>Cont</u>
<u>Criminal</u>						
Capias	CA	0	4	4	0	4
Civil Violation	CV	3	6	6	1	5
Felony	F	7	15	15	1	14
Misdemeanor	M	17	55	57	19	38
Show Cause	SC	2	7	7	1	6
Criminal Total		29	87	89	22	67
<u>Traffic</u>						
Capias	CA	1	4	4	0	4
Infraction	I	383	209	454	382	72
Misdemeanor	M	38	88	88	39	49
Traffic Total		422	301	546	421	125
<u>Civil</u>						
Admin License	AL	5	0	5	5	-
Garnishment	GA	7	2	9	7	2
Protective Order	PO	1	0	1	1	-
Prelim Prot Order	PP	4	0	4	4	-
Unlawful Detainer	UD	2	2	2	0	2
Warrant in Debt	WD	28	30	44	30	14
Civil Total		47	34	65	47	18
Clarke Totals		498	422	700	490	210

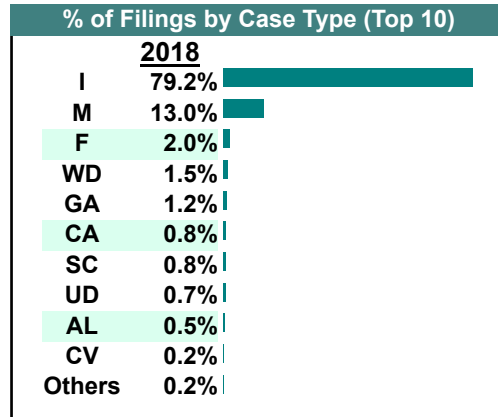
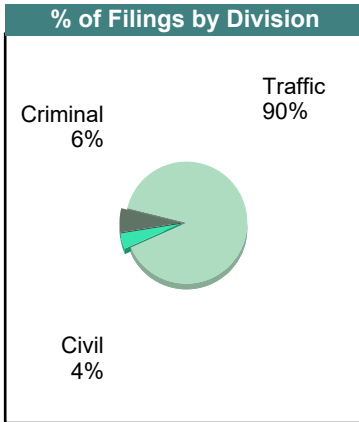


February 2018

		<u>Filings</u>	<u>Hearings</u>	<u>Transactions</u>	<u>Concluded</u>	<u>Cont</u>
<u>Criminal</u>						
Capias	CA	3	11	11	5	6
Civil Violation	CV	1	1	1	0	1
Felony	F	12	21	21	8	13
Misdemeanor	M	18	50	50	21	29
Show Cause	SC	4	10	10	5	5
Criminal Total		38	93	93	39	54
<u>Traffic</u>						
Capias	CA	2	7	7	2	5
Infraction	I	477	251	539	459	80
Misdemeanor	M	60	106	106	54	52
Traffic Total		539	364	652	515	137
<u>Civil</u>						
Admin License	AL	3	0	3	3	-
Garnishment	GA	7	0	9	9	-
Impoundment	IM	1	0	1	1	-
Show Cause	SC	1	0	1	1	-
Unlawful Detainer	UD	4	5	5	4	1
Warrant in Debt	WD	9	15	17	15	2
Civil Total		25	20	36	33	3
Clarke Totals		602	477	781	587	194

Calendared Filings with Top 12 Scheduled Times

	T	W	R	F		
Week 1					Wed-09:00AM	32%
					Thu-14:00PM	22%
Week 2					Wed-10:00AM	16%
					Wed-14:00PM	11%
Week 3					Thu-09:00AM	7%
					Thu-11:00AM	5%
Week 4					Wed-08:30AM	3%
					Wed-11:00AM	2%
					Thu-08:30AM	1%
					Tue-09:00AM	0%
					Wed-08:45AM	0%
					Fri-14:00PM	0%
					Others	0%



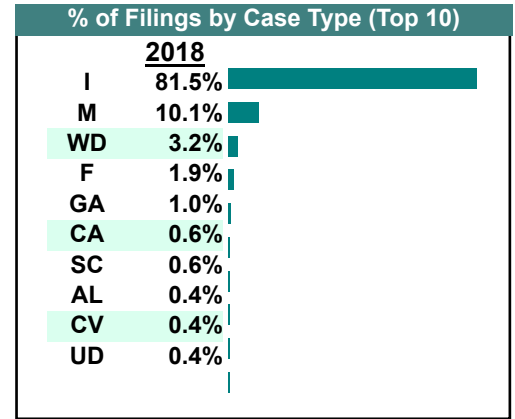
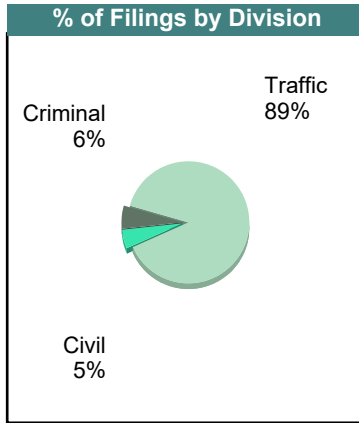
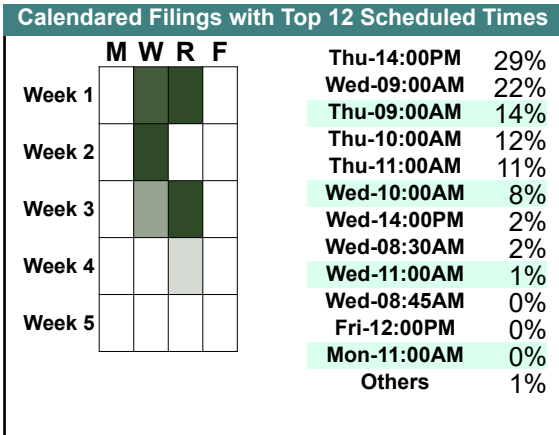
CASELOAD STATISTICS OF THE GENERAL DISTRICT COURTS

January 2018

Clarke


District: 26

		<u>Filings</u>	<u>Hearings</u>	<u>Transactions</u>	<u>Concluded</u>	<u>Cont</u>
<u>Criminal</u>						
Capias	CA	1	3	3	1	2
Civil Violation	CV	2	2	2	0	2
Felony	F	10	31	31	25	6
Misdemeanor	M	17	48	49	21	28
Show Cause	SC	3	8	8	2	6
Criminal Total		33	92	93	49	44
<u>Traffic</u>						
Capias	CA	2	3	3	0	3
Infraction	I	428	237	488	400	88
Misdemeanor	M	36	80	80	35	44
Traffic Total		466	320	571	435	135
<u>Civil</u>						
Admin License	AL	2	0	2	2	-
Garnishment	GA	5	2	7	5	2
Unlawful Detainer	UD	2	2	3	2	1
Warrant in Debt	WD	17	24	31	13	18
Civil Total		26	28	43	22	21
Clarke Totals		525	440	707	506	200

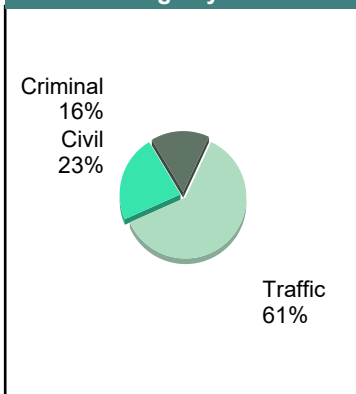


		<u>Filings</u>	<u>Hearings</u>	<u>Transactions</u>	<u>Concluded</u>	<u>Cont</u>
<u>Criminal</u>						
Capias	CA	19	69	69	34	35
Civil Violation	CV	3	14	14	6	8
Felony	F	57	215	215	85	130
Misdemeanor	M	152	390	401	151	250
Motion	MO	2	2	2	2	-
Show Cause	SC	4	28	28	14	14
Criminal Total		237	718	729	292	437
<u>Traffic</u>						
Capias	CA	10	19	19	4	15
Felony	F	3	14	14	2	12
Infraction	I	760	559	942	796	146
Misdemeanor	M	155	377	378	176	202
Other	O	0	1	1	1	-
Show Cause	SC	6	18	18	9	9
Traffic Total		934	988	1,372	988	384
<u>Civil</u>						
Abstract	AJ	4	0	4	4	-
Admin License	AL	16	1	16	15	1
Bond Forfeiture	BF	0	1	1	0	1
Garnishment	GA	119	42	151	109	42
Impoundment	IM	5	0	5	5	-
Interrogatory	IN	2	2	6	4	2
Overweight	OC	14	8	22	14	8
Other	OT	2	0	2	2	-
Protective Order	PO	5	3	7	4	3
Prelim Prot Order	PP	2	0	2	2	-
Show Cause	SC	5	1	7	6	1
Unlawful Detainer	UD	42	29	61	47	14
Warrant in Debt	WD	135	182	217	146	71
Civil Total		351	269	501	358	143
Frederick Totals		1,522	1,975	2,602	1,638	964

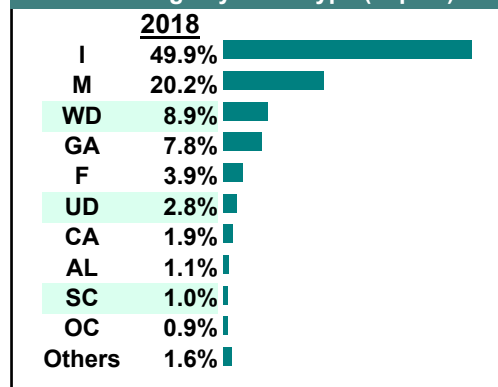
Calendared Filings with Top 12 Scheduled Times



% of Filings by Division



% of Filings by Case Type (Top 10)



CASELOAD STATISTICS OF THE GENERAL DISTRICT COURTS

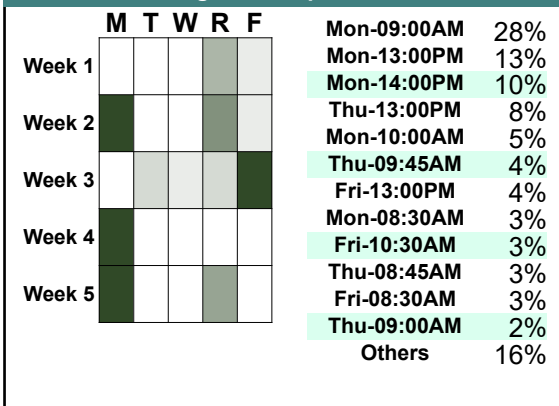
November 2018

Frederick

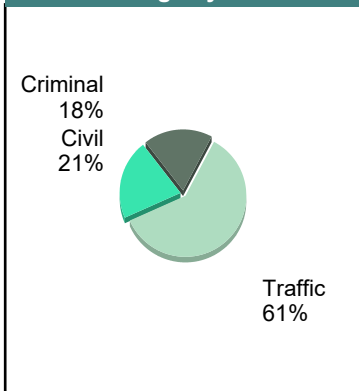
District: 26

		<u>Filings</u>	<u>Hearings</u>	<u>Transactions</u>	<u>Concluded</u>	<u>Cont</u>
<u>Criminal</u>						
Capias	CA	34	84	84	28	56
Civil Violation	CV	5	13	13	3	10
Felony	F	66	226	231	75	156
Misdemeanor	M	134	393	400	146	254
Motion	MO	1	1	1	1	-
Show Cause	SC	10	35	35	12	23
Criminal Total		250	752	764	265	499
<u>Traffic</u>						
Capias	CA	12	27	27	9	18
Civil Violation	CV	1	0	1	1	-
Felony	F	1	7	7	2	5
Infraction	I	643	459	748	637	111
Misdemeanor	M	170	343	343	163	180
Show Cause	SC	6	16	16	3	13
Traffic Total		833	852	1,142	815	327
<u>Civil</u>						
Admin License	AL	10	0	10	10	-
Bond Forfeiture	BF	3	2	3	1	2
Garnishment	GA	48	11	55	44	11
Impoundment	IM	4	0	4	4	-
Interrogatory	IN	2	4	5	1	4
Overweight	OC	10	6	21	15	6
Protective Order	PO	4	4	6	2	4
Prelim Prot Order	PP	5	0	5	5	-
Petition-Restore Arms	PR	1	0	1	1	-
Show Cause	SC	1	1	2	1	1
Unlawful Detainer	UD	56	46	64	44	20
Warrant in Debt	WD	147	188	219	135	84
Civil Total		291	262	395	263	132
Frederick Totals		1,374	1,866	2,301	1,343	958

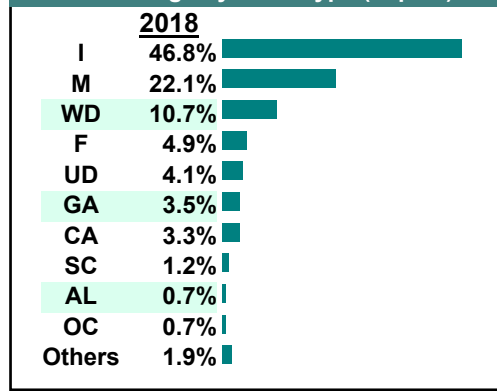
Calendar Filings with Top 12 Scheduled Times



% of Filings by Division

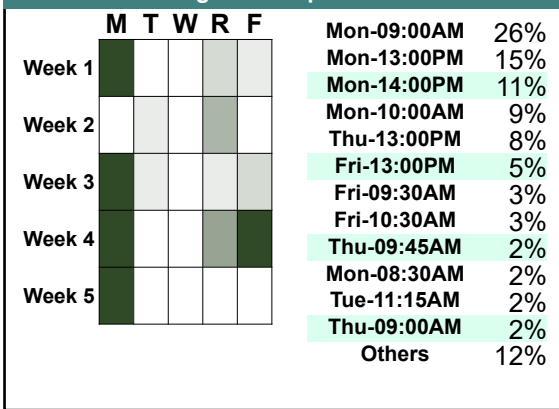


% of Filings by Case Type (Top 10)

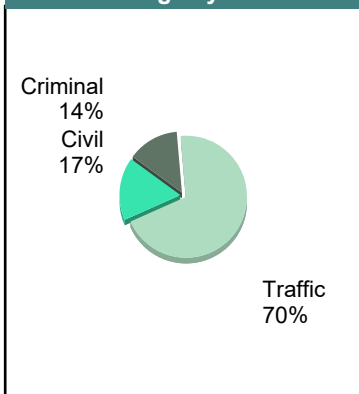


		Filings	Hearings	Transactions	Concluded	Cont
<u>Criminal</u>						
Capias	CA	37	107	107	38	69
Civil Violation	CV	1	11	11	4	7
Felony	F	67	246	247	90	157
Misdemeanor	M	136	449	451	169	282
Motion	MO	1	1	1	1	-
Show Cause	SC	12	47	47	13	34
Criminal Total		254	861	864	315	549
<u>Traffic</u>						
Capias	CA	12	24	24	14	10
Felony	F	4	17	17	5	12
Infraction	I	1,057	650	1,183	1,057	126
Misdemeanor	M	232	454	454	256	198
Show Cause	SC	3	8	8	6	2
Traffic Total		1,308	1,153	1,686	1,338	348
<u>Civil</u>						
Abstract	AJ	1	0	1	1	-
Admin License	AL	9	0	9	9	-
Bond Forfeiture	BF	0	0	1	1	-
Capias	CA	1	0	1	1	-
Detinue	DT	2	1	2	1	1
Garnishment	GA	97	31	119	88	31
Impoundment	IM	2	0	2	2	-
Interrogatory	IN	4	5	7	2	5
Overweight	OC	16	9	32	23	9
Protective Order	PO	5	3	7	4	3
Prelim Prot Order	PP	3	0	3	3	-
Show Cause	SC	2	3	7	4	3
Unlawful Detainer	UD	32	27	42	33	9
Warrant in Debt	WD	137	184	225	156	69
Civil Total		311	263	458	328	130
Frederick Totals		1,873	2,277	3,008	1,981	1,027

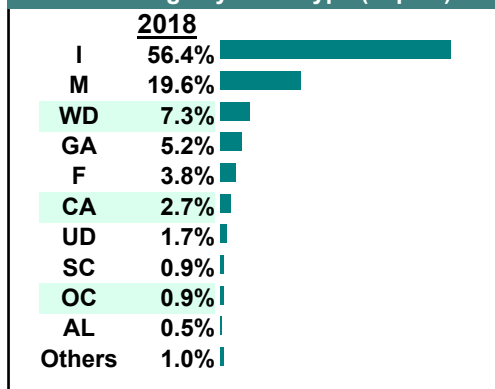
Calendared Filings with Top 12 Scheduled Times



% of Filings by Division



% of Filings by Case Type (Top 10)



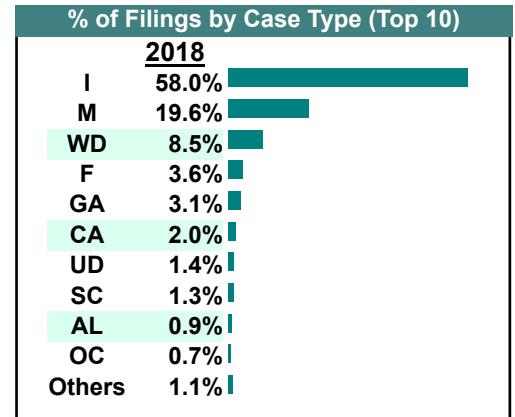
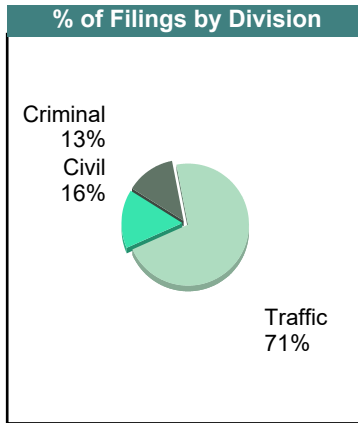
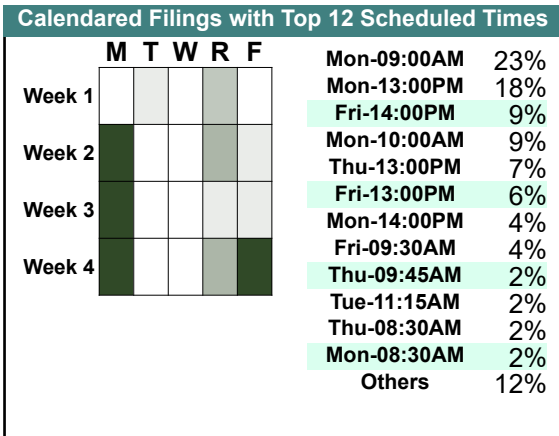
CASELOAD STATISTICS OF THE GENERAL DISTRICT COURTS

September 2018

Frederick

District: 26

		<u>Filings</u>	<u>Hearings</u>	<u>Transactions</u>	<u>Concluded</u>	<u>Cont</u>
<u>Criminal</u>						
Capias	CA	26	72	72	36	36
Civil Violation	CV	1	6	6	3	3
Felony	F	62	260	260	96	164
Misdemeanor	M	141	354	361	154	207
Show Cause	SC	17	35	35	11	24
Criminal Total		247	727	734	300	434
<u>Traffic</u>						
Capias	CA	11	18	18	9	9
Felony	F	6	10	10	0	10
Infraction	I	1,099	611	1,213	1,099	114
Misdemeanor	M	231	415	415	209	206
Show Cause	SC	5	8	8	3	5
Traffic Total		1,352	1,062	1,664	1,320	344
<u>Civil</u>						
Abstract	AJ	1	0	1	1	-
Admin License	AL	17	0	17	17	-
Detinue	DT	1	0	1	1	-
Garnishment	GA	58	14	79	65	14
Impoundment	IM	6	0	6	6	-
Interrogatory	IN	1	1	4	3	1
Overweight	OC	13	10	25	15	10
Protective Order	PO	4	1	7	6	1
Prelim Prot Order	PP	6	0	6	6	-
Show Cause	SC	3	2	4	2	2
Unlawful Detainer	UD	26	24	34	26	8
Warrant in Debt	WD	161	198	236	157	79
Civil Total		297	250	420	305	115
Frederick Totals		1,896	2,039	2,818	1,925	893



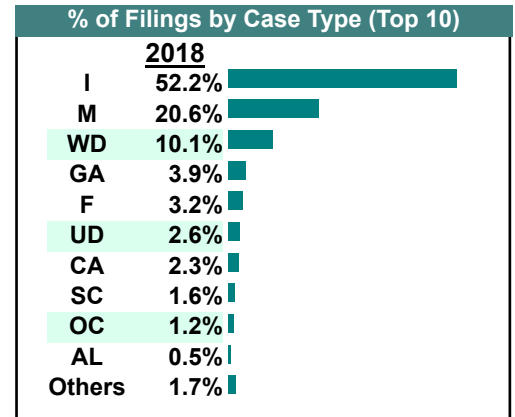
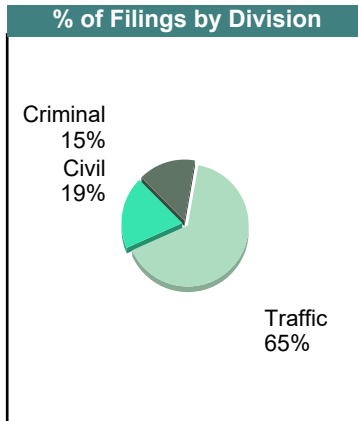
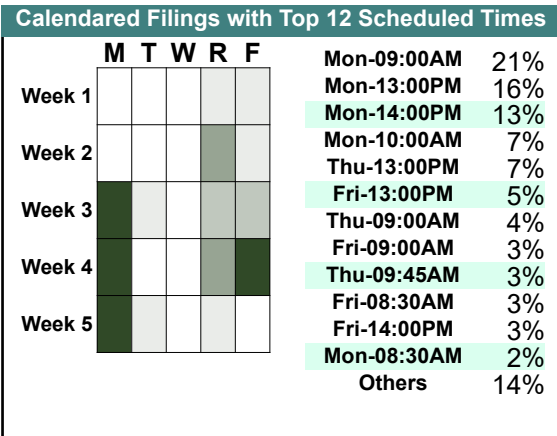
CASELOAD STATISTICS OF THE GENERAL DISTRICT COURTS

August 2018

Frederick

District: 26

		<u>Filings</u>	<u>Hearings</u>	<u>Transactions</u>	<u>Concluded</u>	<u>Cont</u>
<u>Criminal</u>						
Capias	CA	28	62	62	25	37
Civil Violation	CV	7	12	12	3	9
Felony	F	50	178	178	69	109
Misdemeanor	M	145	331	337	122	215
Motion	MO	8	8	8	8	-
Show Cause	SC	18	34	34	12	22
Criminal Total		256	625	631	239	392
<u>Traffic</u>						
Capias	CA	11	19	19	7	12
Felony	F	4	6	6	0	6
Infraction	I	874	510	989	841	148
Misdemeanor	M	200	327	327	160	167
Show Cause	SC	7	12	12	2	10
Traffic Total		1,096	874	1,353	1,010	343
<u>Civil</u>						
Abstract	AJ	1	0	1	1	-
Admin License	AL	8	0	8	8	-
Bond Forfeiture	BF	0	1	1	1	-
Garnishment	GA	66	20	80	60	20
Impoundment	IM	1	0	1	1	-
Interrogatory	IN	2	3	4	1	3
Overweight	OC	20	15	25	10	15
Other	OT	4	0	4	4	-
Protective Order	PO	3	3	6	3	3
Prelim Prot Order	PP	3	0	3	3	-
Show Cause	SC	1	1	1	0	1
Unlawful Detainer	UD	44	39	54	44	10
Warrant in Debt	WD	169	156	214	158	56
Civil Total		322	238	402	294	108
Frederick Totals		1,674	1,737	2,386	1,543	843



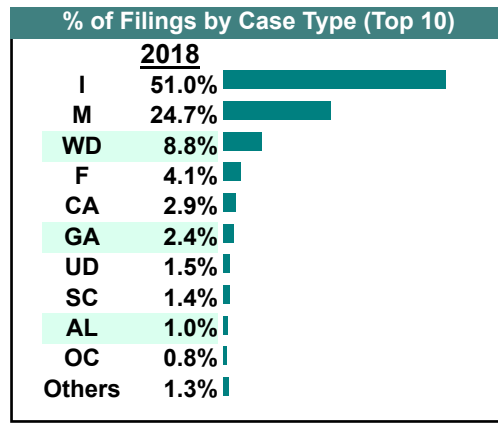
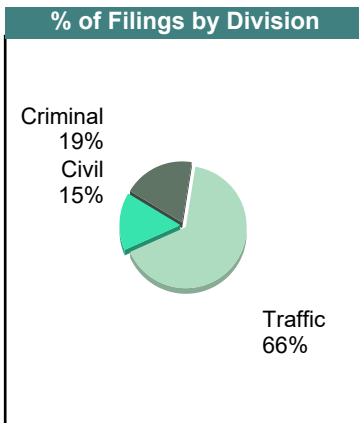
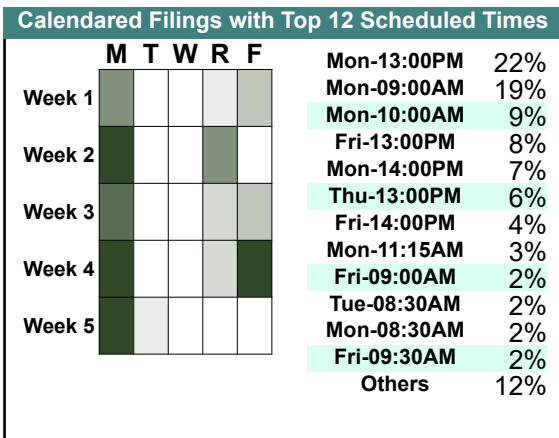
CASELOAD STATISTICS OF THE GENERAL DISTRICT COURTS

July 2018

Frederick

District: 26

		<u>Filings</u>	<u>Hearings</u>	<u>Transactions</u>	<u>Concluded</u>	<u>Cont</u>
<u>Criminal</u>						
Capias	CA	47	112	112	47	65
Civil Violation	CV	6	12	12	4	8
Felony	F	77	282	282	76	206
Misdemeanor	M	220	482	499	231	268
Motion	MO	7	7	7	7	-
Show Cause	SC	22	42	42	20	22
Criminal Total		379	937	954	385	569
<u>Traffic</u>						
Capias	CA	12	27	27	13	14
Felony	F	5	11	11	2	9
Infraction	I	1,023	575	1,147	1,025	122
Misdemeanor	M	276	475	475	261	214
Other	O	1	1	1	1	-
Restricted O/L	RL	1	1	1	1	-
Show Cause	SC	3	11	11	5	6
Traffic Total		1,321	1,101	1,673	1,308	365
<u>Civil</u>						
Abstract	AJ	1	0	1	1	-
Admin License	AL	20	0	20	20	-
Bond Forfeiture	BF	2	3	6	3	3
Detinue	DT	0	0	2	2	-
Garnishment	GA	48	21	73	52	21
Impoundment	IM	3	0	3	3	-
Interrogatory	IN	1	1	4	3	1
Overweight	OC	16	11	28	17	11
Other	OT	1	0	1	1	-
Protective Order	PO	1	2	3	1	2
Prelim Prot Order	PP	3	0	3	3	-
Petition-Restore Arms	PR	0	0	1	1	-
Show Cause	SC	4	2	4	2	2
Unlawful Detainer	UD	30	30	41	32	9
Warrant in Debt	WD	177	184	213	140	73
Civil Total		307	254	403	281	122
Frederick Totals		2,007	2,292	3,030	1,974	1,056



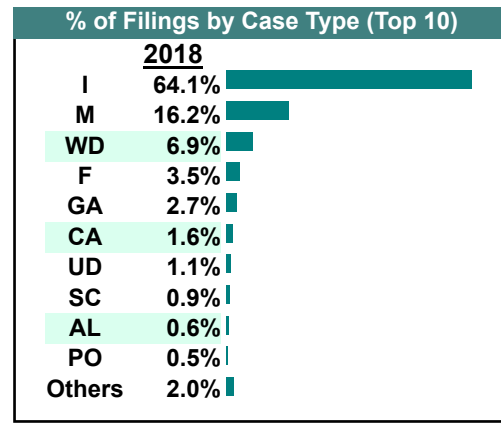
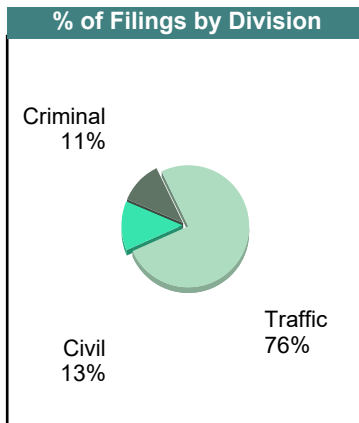
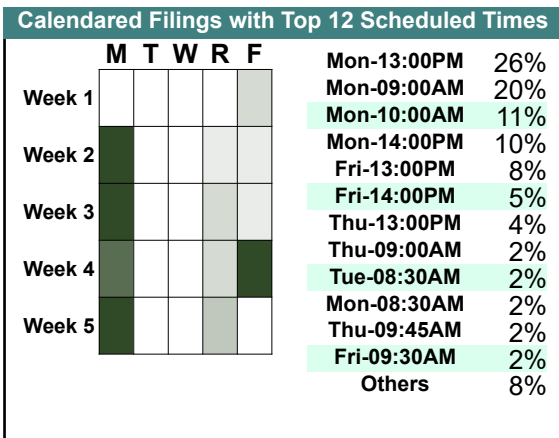
CASELOAD STATISTICS OF THE GENERAL DISTRICT COURTS

June 2018

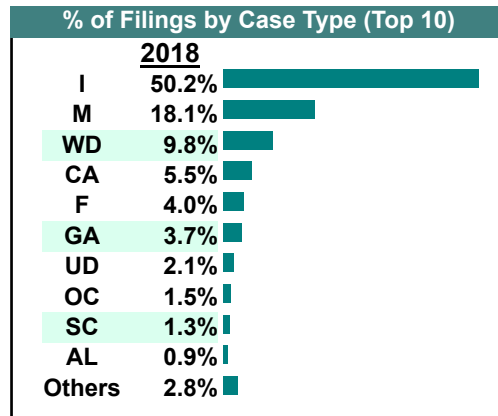
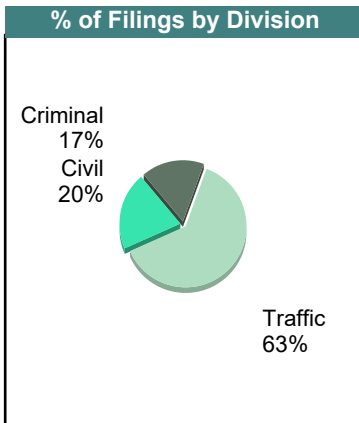
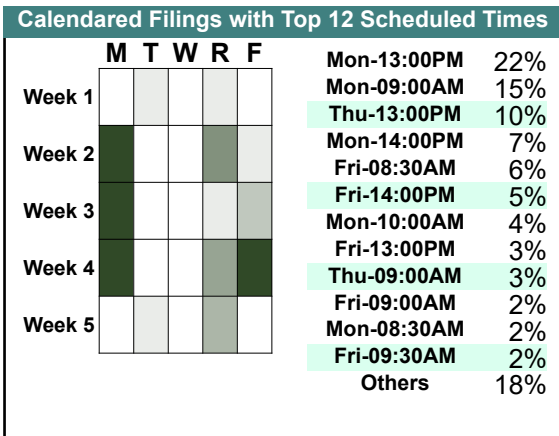
Frederick

District: 26

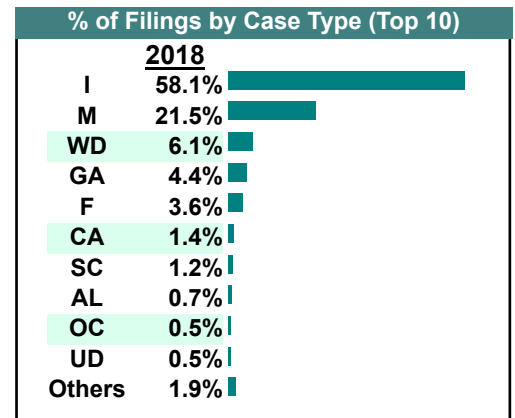
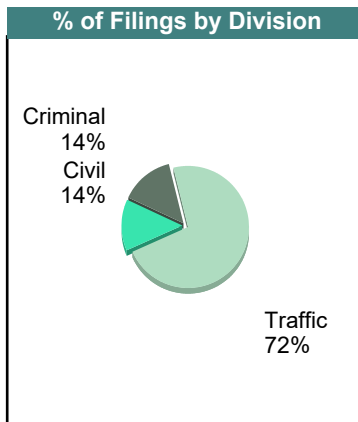
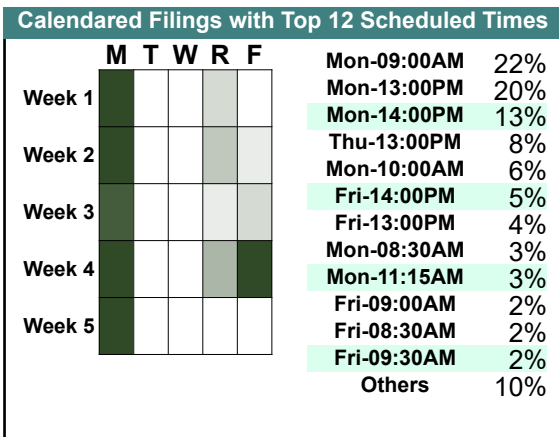
		Filings	Hearings	Transactions	Concluded	Cont
<u>Criminal</u>						
Capias	CA	26	76	76	32	44
Civil Violation	CV	7	17	17	8	9
Felony	F	81	278	278	73	205
Misdemeanor	M	126	403	407	150	257
Motion	MO	6	6	6	6	-
Show Cause	SC	16	32	32	11	21
Criminal Total		262	812	816	280	536
<u>Traffic</u>						
Capias	CA	12	32	32	22	10
Civil Violation	CV	1	1	1	1	-
Felony	F	1	10	10	6	4
Infraction	I	1,504	797	1,630	1,491	139
Misdemeanor	M	254	476	478	290	188
Other	O	1	1	1	0	1
Show Cause	SC	2	6	6	0	6
Traffic Total		1,775	1,323	2,158	1,810	348
<u>Civil</u>						
Abstract	AJ	2	0	2	2	-
Admin License	AL	13	0	13	13	-
Bond Forfeiture	BF	2	2	2	1	1
Detinue	DT	2	1	3	2	1
Garnishment	GA	63	20	72	52	20
Impoundment	IM	5	0	5	5	-
Interrogatory	IN	2	4	8	4	4
Overweight	OC	10	6	19	13	6
Other	OT	2	0	2	2	-
Protective Order	PO	11	2	12	10	2
Prelim Prot Order	PP	7	0	7	7	-
Show Cause	SC	3	3	6	3	3
Tenants Assertion	TA	0	1	1	1	-
Unlawful Detainer	UD	26	20	35	28	7
Warrant in Debt	WD	161	180	215	161	54
Civil Total		309	239	402	304	98
Frederick Totals		2,346	2,374	3,376	2,394	982



		Filings	Hearings	Transactions	Concluded	Cont
<u>Criminal</u>						
Capias	CA	59	114	114	65	49
Civil Violation	CV	3	10	10	3	7
Felony	F	61	221	221	92	129
Misdemeanor	M	122	399	403	187	216
Motion	MO	7	7	7	7	-
Show Cause	SC	10	34	34	16	18
Criminal Total		262	785	789	370	419
<u>Traffic</u>						
Capias	CA	27	48	48	32	16
Felony	F	1	6	6	3	3
Infraction	I	782	435	901	813	88
Misdemeanor	M	160	365	365	238	127
Other	O	1	1	1	1	-
Show Cause	SC	6	19	19	8	11
Traffic Total		977	874	1,340	1,095	245
<u>Civil</u>						
Abstract	AJ	1	0	1	1	-
Admin License	AL	14	0	14	14	-
Detinue	DT	1	0	1	1	-
Garnishment	GA	58	16	67	51	16
Impoundment	IM	8	0	8	8	-
Interrogatory	IN	5	5	9	4	5
Overweight	OC	23	16	52	36	16
Other	OT	2	0	2	2	-
Protective Order	PO	6	1	8	7	1
Prelim Prot Order	PP	9	0	9	9	-
Show Cause	SC	5	1	6	5	1
Unlawful Detainer	UD	33	30	39	27	12
Warrant in Debt	WD	153	160	207	148	59
Civil Total		318	229	423	313	110
Frederick Totals		1,557	1,888	2,552	1,778	774



		<u>Filings</u>	<u>Hearings</u>	<u>Transactions</u>	<u>Concluded</u>	<u>Cont</u>
<u>Criminal</u>						
Capias	CA	18	63	63	24	39
Civil Violation	CV	5	11	11	5	6
Felony	F	66	206	226	69	157
Misdemeanor	M	155	394	399	135	264
Motion	MO	5	6	6	6	-
Show Cause	SC	18	32	32	15	17
Criminal Total		267	712	737	254	483
<u>Traffic</u>						
Capias	CA	8	18	18	9	9
Civil Violation	CV	1	0	1	1	-
Felony	F	2	8	8	2	6
Infraction	I	1,085	650	1,189	1,087	102
Misdemeanor	M	246	375	375	226	149
Motion	MO	1	1	1	1	-
Restricted O/L	RL	1	1	1	1	-
Show Cause	SC	4	8	8	6	2
Traffic Total		1,348	1,061	1,601	1,333	268
<u>Civil</u>						
Admin License	AL	14	0	14	14	-
Bond Forfeiture	BF	0	0	1	1	-
Detinue	DT	0	0	2	2	-
Garnishment	GA	83	10	98	88	10
Impoundment	IM	4	0	4	4	-
Interrogatory	IN	7	7	10	3	7
Overweight	OC	10	9	28	19	9
Other	OT	1	0	1	1	-
Protective Order	PO	5	2	9	7	2
Prelim Prot Order	PP	5	0	5	5	-
Show Cause	SC	0	2	3	2	1
Unlawful Detainer	UD	10	11	17	14	3
Warrant in Debt	WD	114	140	172	129	43
Civil Total		253	181	364	289	75
Frederick Totals		1,868	1,954	2,702	1,876	826



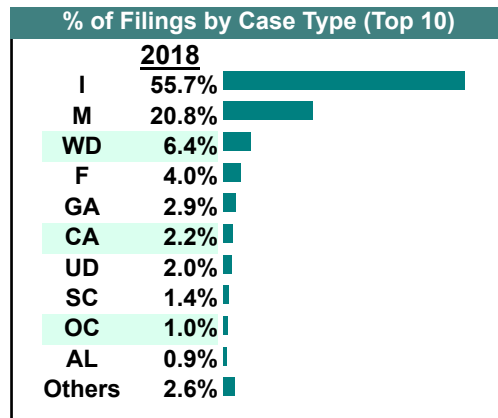
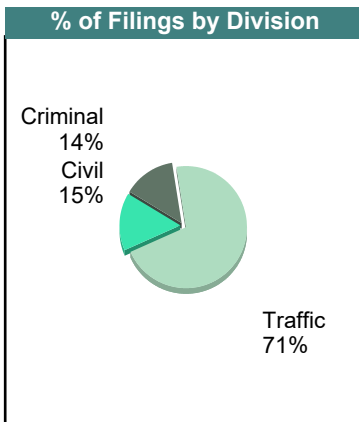
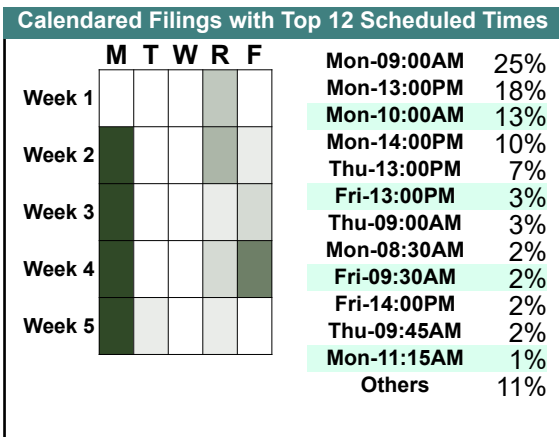
CASELOAD STATISTICS OF THE GENERAL DISTRICT COURTS

March 2018

Frederick

District: 26

		<u>Filings</u>	<u>Hearings</u>	<u>Transactions</u>	<u>Concluded</u>	<u>Cont</u>
<u>Criminal</u>						
Capias	CA	35	89	89	31	58
Civil Violation	CV	6	9	9	3	6
Felony	F	79	221	224	66	158
Misdemeanor	M	132	365	372	97	275
Motion	MO	13	13	13	12	1
Show Cause	SC	13	33	33	14	19
Criminal Total		278	730	740	223	517
<u>Traffic</u>						
Capias	CA	8	19	19	5	14
Felony	F	1	16	16	5	11
Infraction	I	1,107	652	1,227	1,115	112
Misdemeanor	M	281	455	455	273	182
Restricted O/L	RL	3	3	3	3	-
Show Cause	SC	7	12	12	3	9
Traffic Total		1,407	1,157	1,732	1,404	328
<u>Civil</u>						
Abstract	AJ	3	0	3	3	-
Admin License	AL	18	0	18	18	-
Bond Forfeiture	BF	1	2	2	0	2
Detinue	DT	3	3	4	1	3
Garnishment	GA	58	13	82	69	13
Impoundment	IM	1	0	1	1	-
Interrogatory	IN	3	3	7	4	3
Overweight	OC	20	24	41	17	24
Other	OT	4	0	4	4	-
Protective Order	PO	8	4	11	7	4
Prelim Prot Order	PP	7	0	7	7	-
Show Cause	SC	7	4	7	4	3
Tenants Assertion	TA	0	1	1	0	1
Unlawful Detainer	UD	40	31	52	40	12
Warrant in Debt	WD	128	144	194	133	61
Civil Total		301	229	434	308	126
Frederick Totals		1,986	2,116	2,906	1,935	971



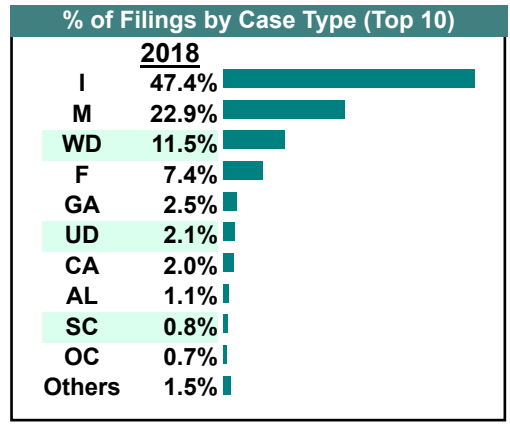
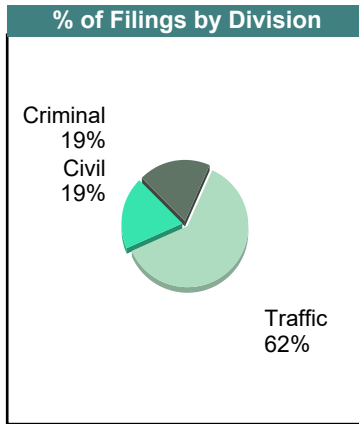
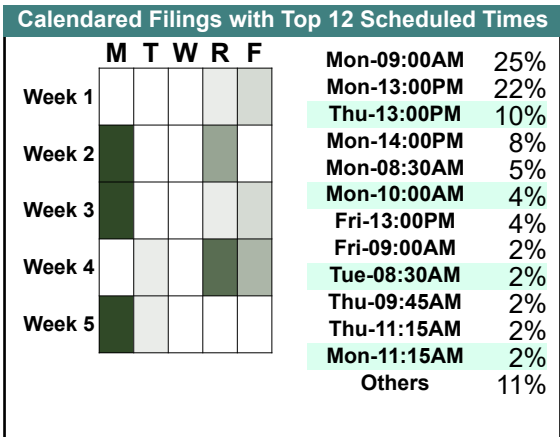
CASELOAD STATISTICS OF THE GENERAL DISTRICT COURTS

February 2018

Frederick

District: 26

		<u>Filings</u>	<u>Hearings</u>	<u>Transactions</u>	<u>Concluded</u>	<u>Cont</u>
<u>Criminal</u>						
Capias	CA	19	61	61	24	37
Civil Violation	CV	3	8	8	3	5
Felony	F	101	235	235	61	174
Misdemeanor	M	142	411	420	158	262
Motion	MO	4	4	4	4	-
Show Cause	SC	6	28	28	11	17
Criminal Total		275	747	756	261	495
<u>Traffic</u>						
Capias	CA	10	23	23	8	15
Felony	F	4	9	9	2	7
Infraction	I	674	473	850	726	124
Misdemeanor	M	183	373	374	207	167
Show Cause	SC	4	12	12	4	8
Traffic Total		875	890	1,268	947	321
<u>Civil</u>						
Abstract	AJ	1	0	1	1	-
Admin License	AL	16	0	16	16	-
Bond Forfeiture	BF	2	1	2	1	1
Capias	CA	0	0	2	2	-
Detinue	DT	1	2	3	2	1
Garnishment	GA	36	13	41	28	13
Impoundment	IM	3	0	3	3	-
Interrogatory	IN	0	3	6	3	3
Overweight	OC	10	12	27	15	12
Protective Order	PO	2	0	3	3	-
Prelim Prot Order	PP	5	0	5	5	-
Show Cause	SC	2	1	2	1	1
Tenants Assertion	TA	0	1	1	0	1
Unlawful Detainer	UD	30	25	40	33	7
Warrant in Debt	WD	164	174	215	153	62
Civil Total		272	232	367	266	101
Frederick Totals		1,422	1,869	2,391	1,474	917



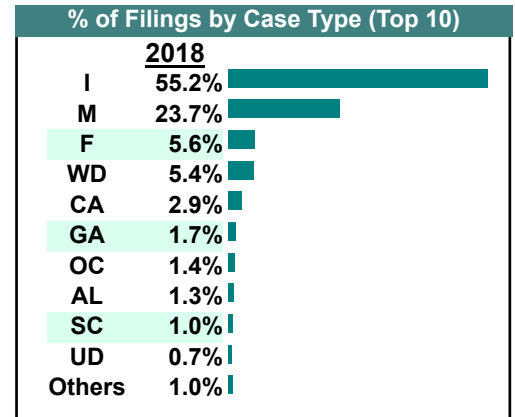
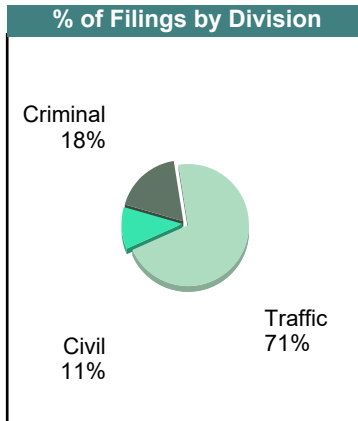
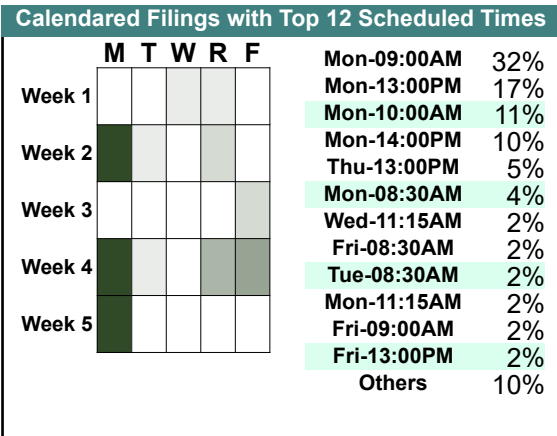
CASELOAD STATISTICS OF THE GENERAL DISTRICT COURTS

January 2018

Frederick

District: 26

		<u>Filings</u>	<u>Hearings</u>	<u>Transactions</u>	<u>Concluded</u>	<u>Cont</u>
<u>Criminal</u>						
Capias	CA	41	78	78	32	46
Civil Violation	CV	3	4	5	2	3
Felony	F	97	195	195	54	141
Misdemeanor	M	165	363	372	122	250
Motion	MO	3	3	3	3	-
Show Cause	SC	13	28	28	9	19
Criminal Total		322	671	681	222	459
<u>Traffic</u>						
Capias	CA	12	23	23	8	15
Felony	F	4	10	10	2	8
Infraction	I	993	640	1,109	894	215
Misdemeanor	M	261	432	434	206	228
Show Cause	SC	5	8	8	4	4
Traffic Total		1,275	1,113	1,584	1,114	470
<u>Civil</u>						
Admin License	AL	23	0	23	23	-
Bond Forfeiture	BF	0	0	1	1	-
Detinue	DT	0	1	1	0	1
Garnishment	GA	30	17	45	28	17
Impoundment	IM	1	0	1	1	-
Interrogatory	IN	1	3	3	0	3
Overweight	OC	26	20	44	24	20
Other	OT	1	0	1	1	-
Protective Order	PO	4	3	10	7	3
Prelim Prot Order	PP	4	0	5	5	-
Petition-Restore Arms	PR	1	1	1	0	1
Unlawful Detainer	UD	13	20	22	13	9
Warrant in Debt	WD	98	110	142	93	49
Civil Total		202	175	299	196	103
Frederick Totals		1,799	1,959	2,564	1,532	1,032

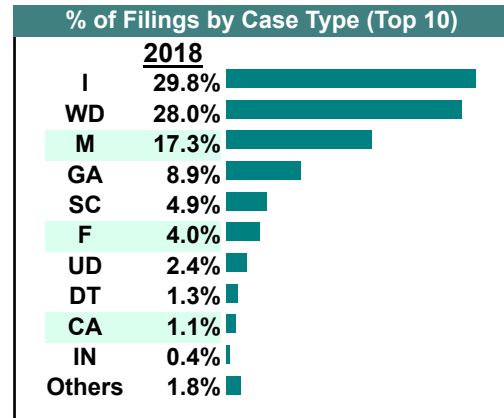
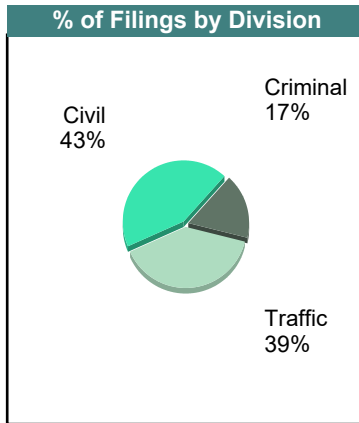


December 2018

		<u>Filings</u>	<u>Hearings</u>	<u>Transactions</u>	<u>Concluded</u>	<u>Cont</u>
<u>Criminal</u>						
Capias	CA	5	12	12	4	8
Civil Violation	CV	0	5	5	2	3
Felony	F	18	73	73	22	51
Misdemeanor	M	41	126	127	53	74
Show Cause	SC	14	34	34	9	25
Criminal Total		78	250	251	90	161
<u>Traffic</u>						
Capias	CA	0	3	3	0	3
Civil Violation	CV	1	1	1	0	1
Felony	F	0	2	2	0	2
Infraction	I	134	114	182	146	36
Misdemeanor	M	37	91	91	45	46
Show Cause	SC	5	8	8	1	7
Traffic Total		177	219	287	192	95
<u>Civil</u>						
Detinue	DT	6	6	8	5	3
Garnishment	GA	40	6	43	37	6
Impoundment	IM	1	0	1	1	-
Interrogatory	IN	2	2	5	3	2
Motion for Judgment	MJ	1	1	1	1	-
Overweight	OC	2	0	2	2	-
Protective Order	PO	1	0	1	1	-
Prelim Prot Order	PP	1	0	1	1	-
Petition-Restore Arms	PR	1	0	1	1	-
Show Cause	SC	3	2	3	1	2
Unlawful Detainer	UD	11	10	17	12	5
Warrant in Debt	WD	126	137	155	108	47
Civil Total		195	164	238	173	65
Page Totals		450	633	776	455	321

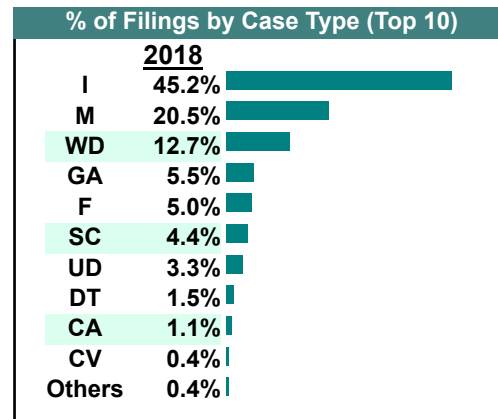
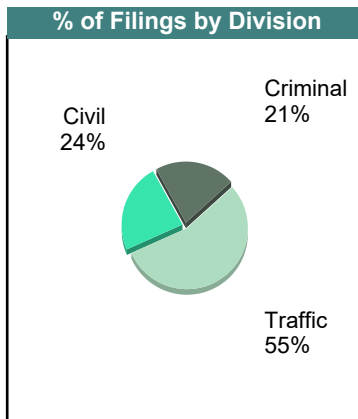
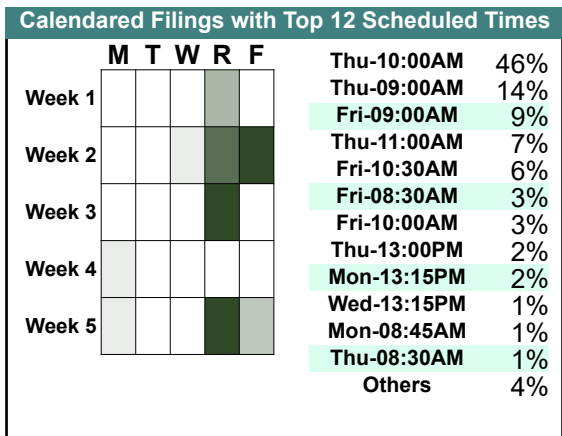
Calendared Filings with Top 12 Scheduled Times

	M	T	W	R	F		
Week 1						Thu-10:00AM	26%
Week 2						Thu-09:00AM	19%
Week 3						Fri-09:00AM	17%
Week 4						Thu-11:00AM	9%
						Fri-08:30AM	7%
						Fri-10:30AM	7%
						Fri-11:30AM	5%
						Fri-10:00AM	3%
						Mon-13:15PM	2%
						Tue-13:15PM	2%
						Thu-09:30AM	1%
						Thu-13:00PM	0%
						Others	1%

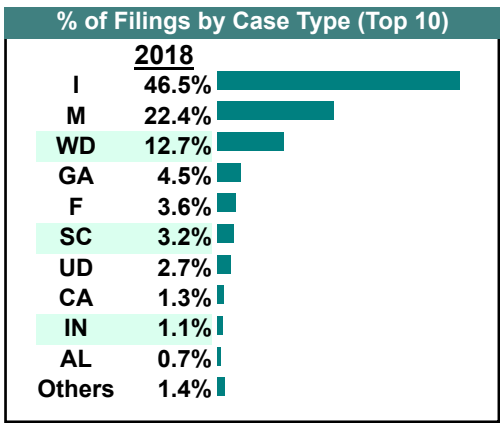
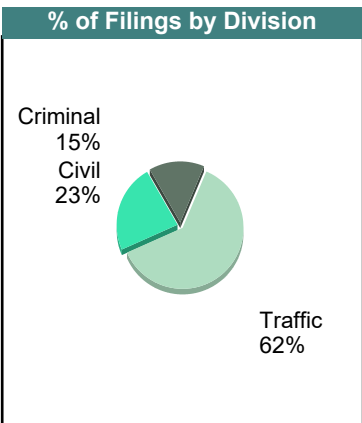
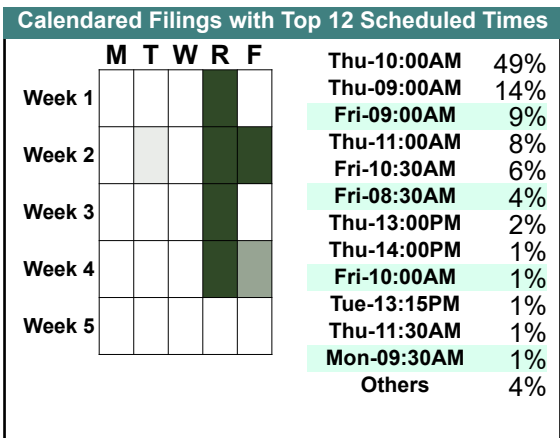


November 2018

		<u>Filings</u>	<u>Hearings</u>	<u>Transactions</u>	<u>Concluded</u>	<u>Cont</u>
<u>Criminal</u>						
Capias	CA	4	18	18	9	9
Civil Violation	CV	2	3	3	0	3
Felony	F	23	89	89	21	68
Misdemeanor	M	53	177	177	63	114
Show Cause	SC	16	44	44	20	24
Criminal Total		98	331	331	113	218
<u>Traffic</u>						
Capias	CA	1	5	5	0	5
Felony	F	0	1	1	0	1
Infraction	I	207	141	249	196	53
Misdemeanor	M	41	83	83	38	45
Show Cause	SC	3	6	6	3	3
Traffic Total		252	236	344	237	107
<u>Civil</u>						
Abstract	AJ	1	0	1	1	-
Admin License	AL	1	0	1	1	-
Detinue	DT	7	3	7	6	1
Garnishment	GA	25	3	28	25	3
Interrogatory	IN	0	0	2	2	-
Show Cause	SC	1	0	1	1	-
Unlawful Detainer	UD	15	17	20	14	6
Warrant in Debt	WD	58	70	81	55	26
Civil Total		108	93	141	105	36
Page Totals		458	660	816	455	361



		<u>Filings</u>	<u>Hearings</u>	<u>Transactions</u>	<u>Concluded</u>	<u>Cont</u>
<u>Criminal</u>						
Capias	CA	5	22	22	9	13
Civil Violation	CV	0	3	3	2	1
Felony	F	19	81	81	23	58
Misdemeanor	M	47	151	156	74	82
Show Cause	SC	11	25	25	8	17
Criminal Total		82	282	287	116	171
<u>Traffic</u>						
Capias	CA	2	2	2	2	-
Felony	F	1	2	2	0	2
Infraction	I	260	171	303	263	40
Misdemeanor	M	78	142	142	98	44
Show Cause	SC	6	8	8	5	3
Traffic Total		347	325	457	368	89
<u>Civil</u>						
Admin License	AL	4	0	4	4	-
Bond Forfeiture	BF	1	0	1	1	-
Counter Claim	CC	0	0	1	1	-
Detinue	DT	1	3	4	1	3
Garnishment	GA	25	2	27	25	2
Impoundment	IM	1	0	1	1	-
Interrogatory	IN	6	4	6	2	4
Other	OT	1	0	1	1	-
Protective Order	PO	2	2	4	2	-
Prelim Prot Order	PP	2	0	2	2	-
Show Cause	SC	1	0	2	2	-
Tenants Assertion	TA	0	0	2	2	-
Unlawful Detainer	UD	15	23	28	21	7
Warrant in Debt	WD	71	89	97	67	30
Civil Total		130	123	180	132	46
Page Totals		559	730	924	616	306



September 2018

		Filings	Hearings	Transactions	Concluded	Cont
<u>Criminal</u>						
Capias	CA	6	41	41	13	28
Civil Violation	CV	4	8	8	1	7
Felony	F	21	73	73	25	48
Misdemeanor	M	63	140	143	39	104
Show Cause	SC	7	39	39	13	26
Criminal Total		101	301	304	91	213

		Filings	Hearings	Transactions	Concluded	Cont
<u>Traffic</u>						
Capias	CA	1	6	6	5	1
Felony	F	0	1	1	1	-
Infraction	I	162	114	192	152	40
Misdemeanor	M	58	106	106	56	50
Show Cause	SC	3	8	8	6	2
Traffic Total		224	235	313	220	93

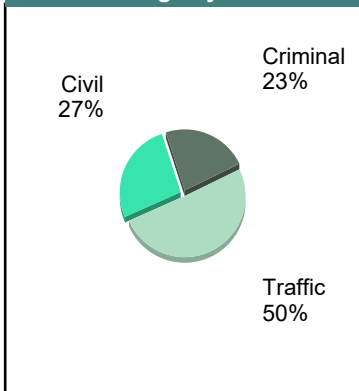
		Filings	Hearings	Transactions	Concluded	Cont
<u>Civil</u>						
Abstract	AJ	3	0	3	3	-
Admin License	AL	3	0	3	3	-
Counter Claim	CC	1	1	2	1	1
Detinue	DT	3	4	4	2	2
Garnishment	GA	27	3	29	26	3
Interrogatory	IN	2	1	17	16	1
Protective Order	PO	2	0	2	2	-
Prelim Prot Order	PP	1	0	1	1	-
Show Cause	SC	10	1	13	12	1
Tenants Assertion	TA	1	2	2	0	2
Unlawful Detainer	UD	27	30	33	22	11
Warrant in Debt	WD	39	59	85	48	37
Civil Total		119	101	194	136	58

Page Totals		444	637	811	447	364
--------------------	--	------------	------------	------------	------------	------------

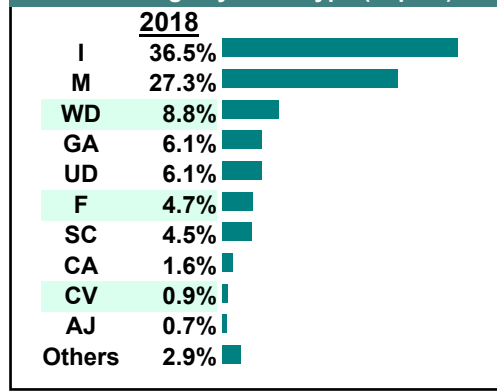
Calendared Filings with Top 12 Scheduled Times

	M	T	W	R	F		
Week 1						Thu-10:00AM	35%
Week 2						Thu-09:00AM	20%
Week 3						Fri-09:00AM	14%
Week 4						Thu-11:00AM	12%
						Fri-08:30AM	5%
						Tue-13:15PM	2%
						Fri-11:00AM	2%
						Mon-13:15PM	2%
						Fri-10:00AM	2%
						Mon-09:00AM	1%
						Thu-13:30PM	1%
						Fri-08:00AM	0%
						Others	3%

% of Filings by Division




% of Filings by Case Type (Top 10)



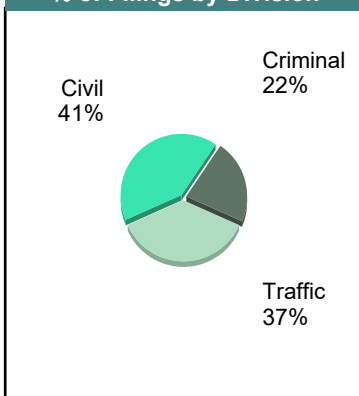
August 2018

		<u>Filings</u>	<u>Hearings</u>	<u>Transactions</u>	<u>Concluded</u>	<u>Cont</u>
<u>Criminal</u>						
Capias	CA	9	26	26	14	12
Civil Violation	CV	1	2	2	1	1
Felony	F	23	89	89	20	69
Misdemeanor	M	62	162	166	64	102
Show Cause	SC	12	29	29	17	12
Criminal Total		107	308	312	116	196
<u>Traffic</u>						
Capias	CA	2	6	6	2	4
Felony	F	0	5	5	3	2
Infraction	I	120	86	150	123	27
Misdemeanor	M	51	106	106	40	65
Show Cause	SC	5	10	10	2	8
Traffic Total		178	213	277	170	106
<u>Civil</u>						
Abstract	AJ	1	0	1	1	-
Admin License	AL	1	0	1	1	-
Bond Forfeiture	BF	1	0	1	1	-
Counter Claim	CC	1	1	1	0	1
Detinue	DT	3	3	6	4	2
Garnishment	GA	30	3	32	29	1
Impoundment	IM	3	0	3	3	-
Interrogatory	IN	31	15	42	27	15
Other	OT	2	0	2	2	-
Protective Order	PO	8	0	8	8	-
Prelim Prot Order	PP	3	2	5	3	-
Show Cause	SC	6	3	6	3	3
Tenants Assertion	TA	1	1	1	0	1
Unlawful Detainer	UD	24	29	36	23	13
Warrant in Debt	WD	85	80	106	82	24
Civil Total		200	137	251	187	60
Page Totals		485	658	840	473	362

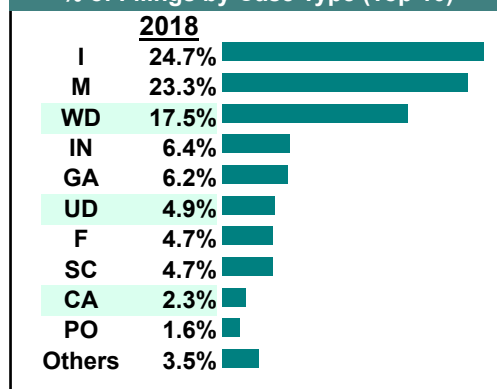
Calendared Filings with Top 12 Scheduled Times



% of Filings by Division



% of Filings by Case Type (Top 10)



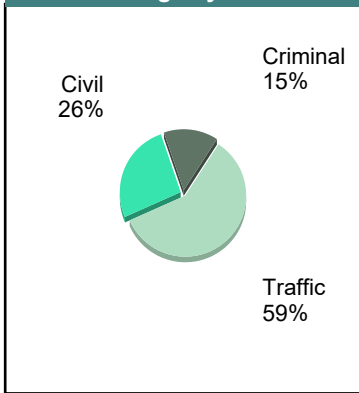
July 2018

		<u>Filings</u>	<u>Hearings</u>	<u>Transactions</u>	<u>Concluded</u>	<u>Cont</u>
<u>Criminal</u>						
Capias	CA	4	20	20	4	16
Civil Violation	CV	0	2	2	2	-
Felony	F	17	69	69	15	54
Misdemeanor	M	62	171	175	65	110
Show Cause	SC	14	40	40	14	26
Criminal Total		97	302	306	100	206
<u>Traffic</u>						
Capias	CA	2	7	7	3	4
Felony	F	1	1	1	0	1
Infraction	I	306	173	333	298	35
Misdemeanor	M	78	132	132	85	47
Show Cause	SC	4	12	12	7	5
Traffic Total		391	325	485	393	92
<u>Civil</u>						
Admin License	AL	3	0	3	3	-
Counter Claim	CC	0	1	2	1	1
Detinue	DT	8	7	12	7	5
Garnishment	GA	24	2	24	22	2
Impoundment	IM	2	0	2	2	-
Interrogatory	IN	25	11	26	15	11
Overweight	OC	0	0	2	2	-
Other	OT	2	0	2	2	-
Protective Order	PO	1	0	1	1	-
Prelim Prot Order	PP	1	0	1	1	-
Unlawful Detainer	UD	23	23	31	22	9
Warrant in Debt	WD	85	81	99	82	17
Civil Total		174	125	205	160	45
Page Totals		662	752	996	653	343

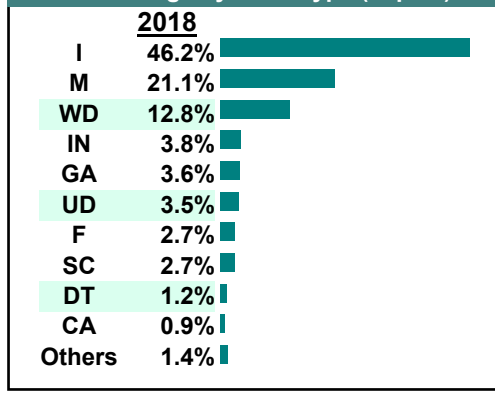
Calendared Filings with Top 12 Scheduled Times

	M	T	W	R	F		
Week 1						Thu-10:00AM	44%
						Thu-09:00AM	16%
						Thu-11:00AM	10%
Week 2						Fri-09:00AM	10%
						Fri-10:30AM	5%
						Fri-08:30AM	3%
Week 3						Fri-11:00AM	3%
						Fri-10:00AM	2%
Week 4						Fri-11:30AM	2%
						Mon-13:15PM	1%
Week 5						Tue-13:30PM	1%
						Mon-08:00AM	0%
						Others	2%

% of Filings by Division




% of Filings by Case Type (Top 10)



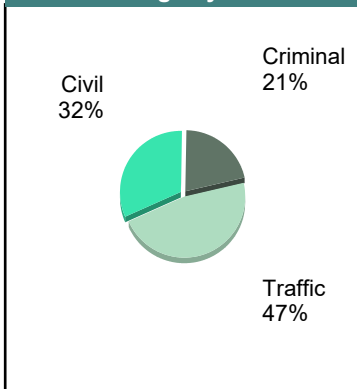
June 2018

		<u>Filings</u>	<u>Hearings</u>	<u>Transactions</u>	<u>Concluded</u>	<u>Cont</u>
<u>Criminal</u>						
Capias	CA	9	36	36	15	21
Civil Violation	CV	4	7	7	0	7
Felony	F	21	65	65	19	46
Misdemeanor	M	74	173	173	57	116
Show Cause	SC	9	42	42	14	28
Criminal Total		117	323	323	105	218
<u>Traffic</u>						
Capias	CA	1	7	7	1	6
Felony	F	2	4	4	0	4
Infraction	I	194	90	211	188	23
Misdemeanor	M	60	110	110	54	56
Show Cause	SC	4	11	11	4	7
Traffic Total		261	222	343	247	96
<u>Civil</u>						
Abstract	AJ	1	0	1	1	-
Admin License	AL	2	0	2	2	-
Bond Forfeiture	BF	1	0	1	1	-
Counter Claim	CC	1	1	1	0	1
Detinue	DT	0	1	1	0	1
Garnishment	GA	43	2	43	41	2
Impoundment	IM	1	0	1	1	-
Interrogatory	IN	1	1	3	2	1
Overweight	OC	2	2	2	0	2
Prelim Prot Order	PP	6	0	6	6	-
Petition-Restore Arms	PR	1	0	1	1	-
Show Cause	SC	1	0	1	1	-
Unlawful Detainer	UD	21	29	30	22	8
Warrant in Debt	WD	97	109	128	87	41
Civil Total		178	145	221	165	56
Page Totals		556	690	887	517	370

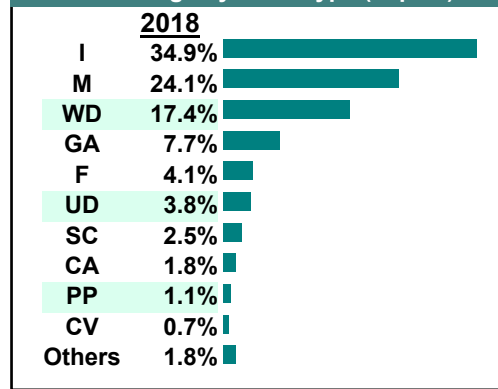
Calendared Filings with Top 12 Scheduled Times



% of Filings by Division



% of Filings by Case Type (Top 10)



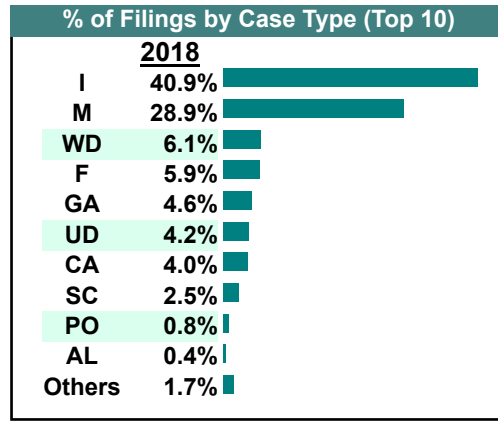
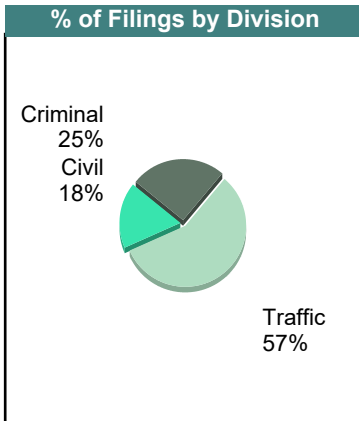
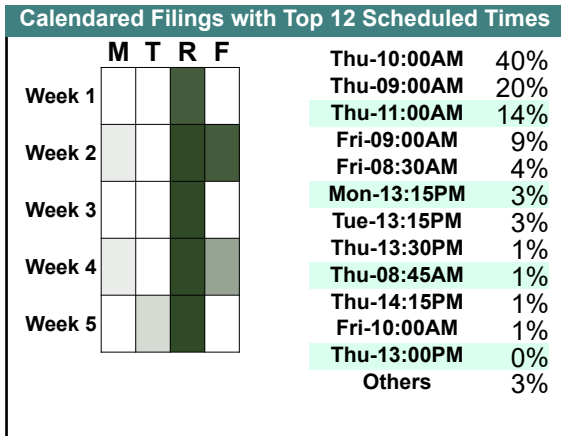
May 2018

		<u>Filings</u>	<u>Hearings</u>	<u>Transactions</u>	<u>Concluded</u>	<u>Cont</u>
<u>Criminal</u>						
Capias	CA	15	43	43	4	39
Civil Violation	CV	1	5	5	2	3
Felony	F	27	96	96	30	66
Misdemeanor	M	68	184	186	58	128
Show Cause	SC	9	35	35	8	27
Criminal Total		120	363	365	102	263

		<u>Filings</u>	<u>Hearings</u>	<u>Transactions</u>	<u>Concluded</u>	<u>Cont</u>
<u>Traffic</u>						
Capias	CA	4	9	9	2	7
Felony	F	1	7	7	5	2
Infraction	I	195	126	228	207	21
Misdemeanor	M	70	130	130	79	51
Show Cause	SC	3	10	10	6	4
Traffic Total		273	282	384	299	85

		<u>Filings</u>	<u>Hearings</u>	<u>Transactions</u>	<u>Concluded</u>	<u>Cont</u>
<u>Civil</u>						
Admin License	AL	2	0	2	2	-
Bond Forfeiture	BF	1	0	1	1	-
Counter Claim	CC	0	0	1	1	-
Detinue	DT	1	3	4	3	1
Garnishment	GA	22	0	22	22	-
Interrogatory	IN	2	2	4	2	2
Other	OT	1	1	2	1	1
Protective Order	PO	4	1	5	4	1
Prelim Prot Order	PP	2	0	2	2	-
Show Cause	SC	0	0	2	2	-
Unlawful Detainer	UD	20	22	27	21	6
Warrant in Debt	WD	29	39	44	28	16
Civil Total		84	68	116	89	27

Page Totals		477	713	865	490	375
--------------------	--	------------	------------	------------	------------	------------

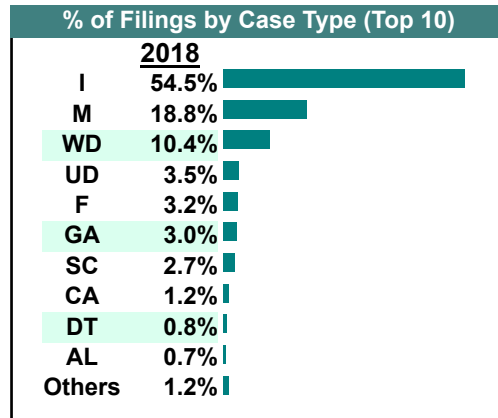
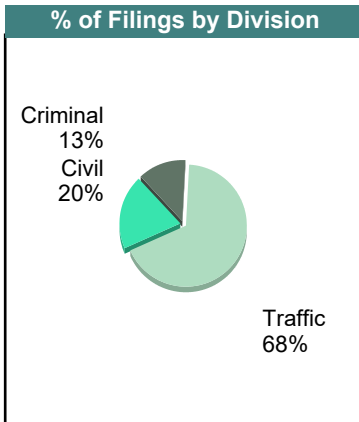


April 2018

		<u>Filings</u>	<u>Hearings</u>	<u>Transactions</u>	<u>Concluded</u>	<u>Cont</u>
<u>Criminal</u>						
Capias	CA	4	20	20	5	15
Civil Violation	CV	1	3	3	0	3
Felony	F	16	88	88	35	53
Misdemeanor	M	45	108	111	47	64
Show Cause	SC	10	35	35	4	30
Criminal Total		76	254	257	91	165
<u>Traffic</u>						
Capias	CA	3	8	8	2	6
Civil Violation	CV	1	1	1	1	-
Felony	F	3	8	8	1	7
Infraction	I	324	163	351	309	42
Misdemeanor	M	67	131	131	68	63
Show Cause	SC	4	20	20	10	10
Traffic Total		402	331	519	391	128
<u>Civil</u>						
Admin License	AL	4	0	4	4	-
Counter Claim	CC	1	1	1	0	1
Detinue	DT	5	7	7	4	3
Garnishment	GA	18	0	20	20	-
Interrogatory	IN	1	2	5	3	2
Prelim Prot Order	PP	3	0	3	3	-
Show Cause	SC	2	2	3	1	2
Unlawful Detainer	UD	21	25	26	20	6
Warrant in Debt	WD	62	66	85	61	24
Civil Total		117	103	154	116	38
Page Totals		595	688	930	598	331

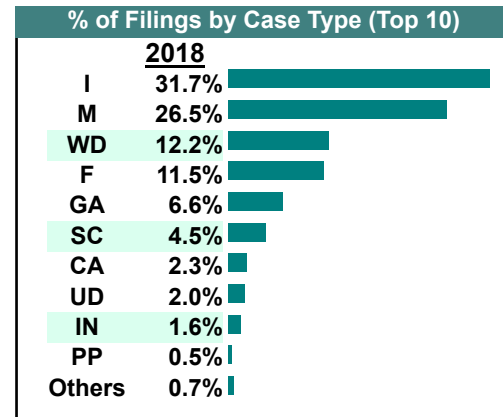
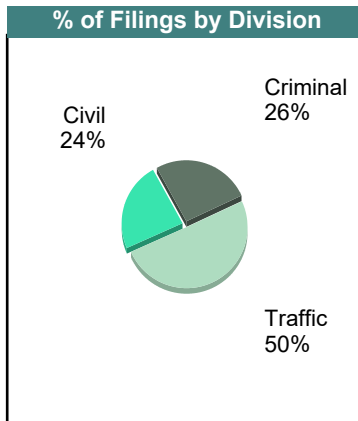
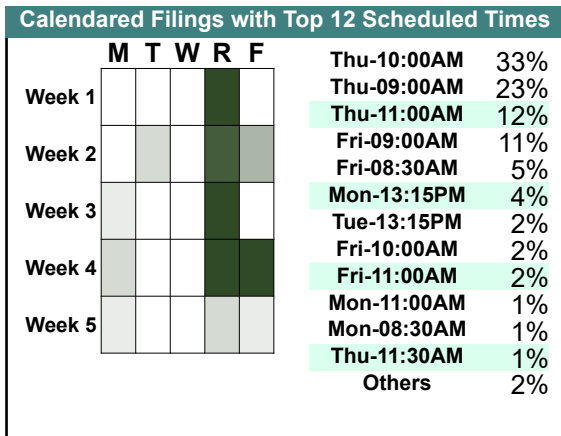
Calendared Filings with Top 12 Scheduled Times	
	M T W R F
Week 1	
Week 2	
Week 3	
Week 4	
Week 5	

Thu-10:00AM	58%
Fri-09:00AM	10%
Thu-11:00AM	10%
Thu-09:00AM	8%
Fri-11:00AM	3%
Fri-08:30AM	3%
Mon-13:15PM	2%
Fri-10:00AM	1%
Mon-11:00AM	1%
Mon-09:00AM	1%
Mon-10:00AM	1%
Thu-09:30AM	1%
Others	3%



March 2018

		Filings	Hearings	Transactions	Concluded	Cont
<u>Criminal</u>						
Capias	CA	8	44	44	8	36
Felony	F	49	118	118	23	95
Misdemeanor	M	45	147	148	71	77
Show Cause	SC	14	63	63	16	47
Criminal Total		116	372	373	118	255
<u>Traffic</u>						
Capias	CA	2	3	3	1	2
Felony	F	2	3	3	0	3
Infraction	I	140	121	176	157	19
Misdemeanor	M	72	124	124	60	64
Show Cause	SC	6	13	13	4	9
Traffic Total		222	264	319	222	97
<u>Civil</u>						
Abstract	AJ	1	0	1	1	-
Detinue	DT	0	4	5	1	4
Garnishment	GA	29	2	31	29	2
Impoundment	IM	1	0	1	1	-
Interrogatory	IN	7	2	9	7	2
Protective Order	PO	1	0	3	3	-
Prelim Prot Order	PP	2	0	2	2	-
Show Cause	SC	0	0	1	1	-
Unlawful Detainer	UD	9	13	17	9	8
Warrant in Debt	WD	54	69	90	66	24
Civil Total		104	90	160	120	40
Page Totals		442	726	852	460	392

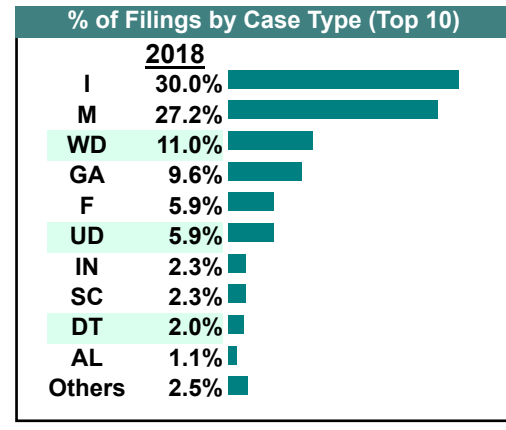
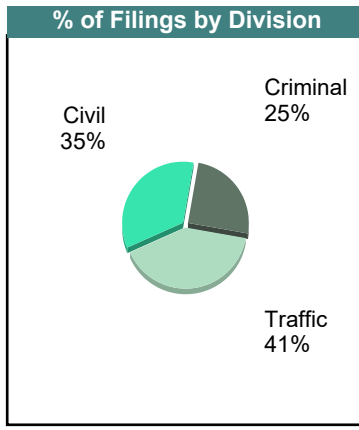


February 2018

		<u>Filings</u>	<u>Hearings</u>	<u>Transactions</u>	<u>Concluded</u>	<u>Cont</u>
<u>Criminal</u>						
Capias	CA	2	25	25	3	22
Felony	F	21	104	104	42	62
Misdemeanor	M	60	158	158	55	103
Show Cause	SC	5	27	27	3	24
Criminal Total		88	314	314	103	211
<u>Traffic</u>						
Capias	CA	0	8	8	4	4
Felony	F	0	4	4	3	1
Infraction	I	106	73	129	112	17
Misdemeanor	M	36	89	89	52	37
Show Cause	SC	1	19	19	9	10
Traffic Total		143	193	249	180	69
<u>Civil</u>						
Abstract	AJ	2	0	2	2	-
Admin License	AL	4	0	4	4	-
Capias	CA	0	0	1	1	-
Detinue	DT	7	5	8	5	3
Garnishment	GA	34	1	34	33	1
Interrogatory	IN	8	4	13	9	4
Protective Order	PO	1	1	2	1	1
Prelim Prot Order	PP	4	0	4	4	-
Show Cause	SC	2	2	2	0	2
Tenants Assertion	TA	0	0	1	1	-
Unlawful Detainer	UD	21	23	31	22	9
Warrant in Debt	WD	39	54	66	37	29
Civil Total		122	90	168	119	49
Page Totals		353	597	731	402	329

Calendar Filings with Top 12 Scheduled Times

	M	T	W	R	F		
Week 1						Thu-10:00AM	27%
						Thu-09:00AM	17%
Week 2						Fri-09:00AM	16%
						Thu-11:00AM	14%
Week 3						Fri-08:30AM	7%
						Tue-13:15PM	5%
Week 4						Thu-08:30AM	2%
						Fri-10:30AM	2%
Week 5						Mon-13:15PM	2%
						Fri-10:00AM	1%
						Fri-14:00PM	1%
						Fri-11:00AM	1%
						Others	6%



January 2018

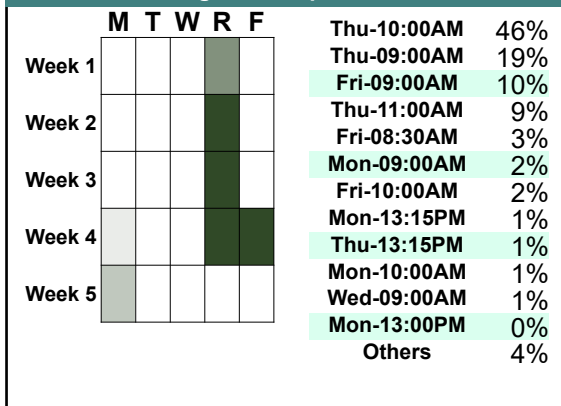
		<u>Filings</u>	<u>Hearings</u>	<u>Transactions</u>	<u>Concluded</u>	<u>Cont</u>
<u>Criminal</u>						
Capias	CA	12	30	30	4	26
Civil Violation	CV	1	4	4	3	1
Felony	F	26	120	120	53	67
Misdemeanor	M	58	140	141	56	85
Show Cause	SC	8	54	54	15	39
Criminal Total		105	348	349	131	218

		<u>Filings</u>	<u>Hearings</u>	<u>Transactions</u>	<u>Concluded</u>	<u>Cont</u>
<u>Traffic</u>						
Capias	CA	3	8	8	3	5
Felony	F	3	6	6	1	5
Infraction	I	215	121	236	206	30
Misdemeanor	M	79	139	139	76	63
Show Cause	SC	8	31	31	14	17
Traffic Total		308	305	420	300	120

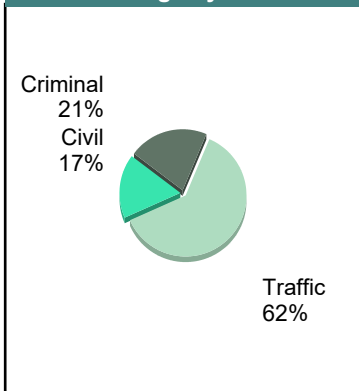
		<u>Filings</u>	<u>Hearings</u>	<u>Transactions</u>	<u>Concluded</u>	<u>Cont</u>
<u>Civil</u>						
Abstract	AJ	1	0	1	1	-
Admin License	AL	3	0	3	3	-
Capias	CA	2	1	2	1	1
Detinue	DT	1	1	2	2	-
Garnishment	GA	17	0	17	17	-
Interrogatory	IN	11	5	18	13	5
Protective Order	PO	2	1	2	1	1
Prelim Prot Order	PP	1	0	1	1	-
Show Cause	SC	3	0	4	4	-
Tenants Assertion	TA	1	1	1	0	1
Unlawful Detainer	UD	13	17	20	13	7
Warrant in Debt	WD	30	36	42	29	13
Civil Total		85	62	113	85	28

Page Totals		498	715	882	516	366
--------------------	--	------------	------------	------------	------------	------------

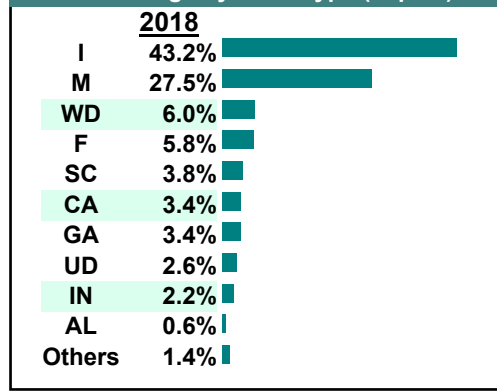
Calendared Filings with Top 12 Scheduled Times



% of Filings by Division



% of Filings by Case Type (Top 10)



CASELOAD STATISTICS OF THE GENERAL DISTRICT COURTS

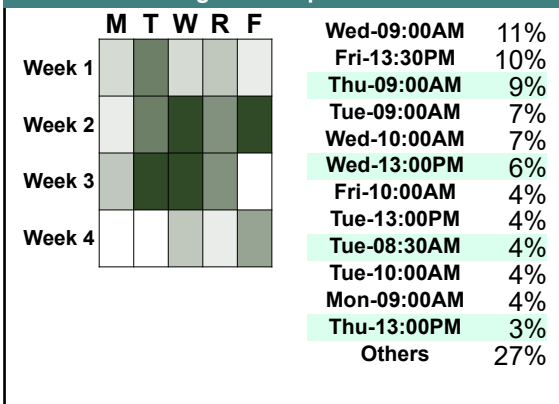
December 2018

Rockingham

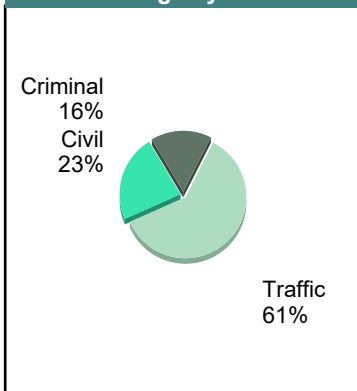
District: 26

		<u>Filings</u>	<u>Hearings</u>	<u>Transactions</u>	<u>Concluded</u>	<u>Cont</u>
<u>Criminal</u>						
Capias	CA	45	210	210	75	135
Civil Violation	CV	6	13	13	3	10
Felony	F	159	740	803	153	650
Misdemeanor	M	278	915	928	315	613
Show Cause	SC	31	142	142	34	108
Criminal Total		519	2,020	2,096	580	1,516
<u>Traffic</u>						
Capias	CA	7	52	52	30	22
Felony	F	1	28	29	15	14
Infraction	I	1,540	1,327	1,867	1,572	295
Misdemeanor	M	376	756	756	419	337
Restricted O/L	RL	2	2	2	2	-
Show Cause	SC	6	22	22	6	16
Traffic Total		1,932	2,187	2,728	2,044	684
<u>Civil</u>						
Abstract	AJ	12	0	12	12	-
Admin License	AL	23	0	23	23	-
Bond Forfeiture	BF	9	18	25	7	18
Capias	CA	2	3	3	0	3
Counter Claim	CC	0	3	3	0	3
Detinue	DT	19	17	28	22	6
Garnishment	GA	152	44	188	144	44
Impoundment	IM	7	0	7	7	-
Interrogatory	IN	26	48	63	15	48
Motion for Judgment	MJ	4	4	7	5	2
Overweight	OC	4	1	4	3	1
Other	OT	2	0	2	2	-
Protective Order	PO	11	0	11	11	-
Prelim Prot Order	PP	9	0	9	9	-
Show Cause	SC	25	30	49	19	30
Tenants Assertion	TA	1	0	1	1	-
Unlawful Detainer	UD	87	92	145	86	59
Warrant in Debt	WD	336	401	501	358	143
Civil Total		729	661	1,081	724	357
Rockingham Totals		3,180	4,868	5,905	3,348	2,557

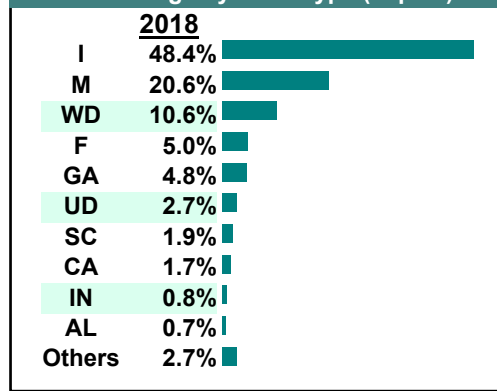
Calendared Filings with Top 12 Scheduled Times



% of Filings by Division



% of Filings by Case Type (Top 10)



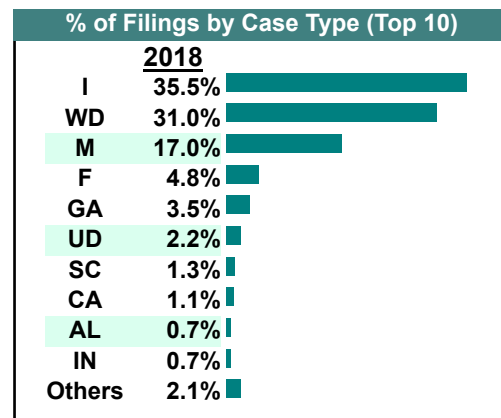
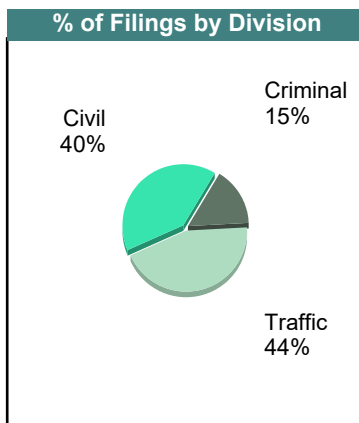
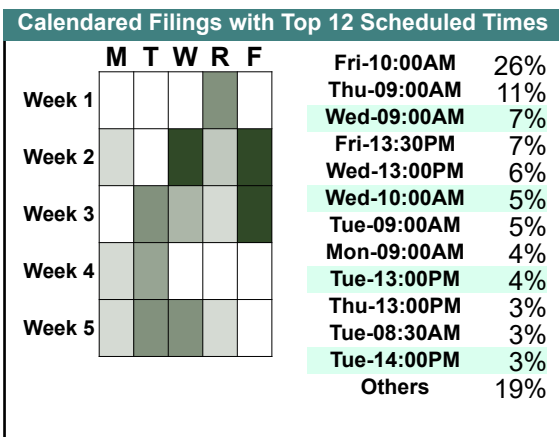
CASELOAD STATISTICS OF THE GENERAL DISTRICT COURTS

November 2018

Rockingham

District: 26

		<u>Filings</u>	<u>Hearings</u>	<u>Transactions</u>	<u>Concluded</u>	<u>Cont</u>
<u>Criminal</u>						
Capias	CA	29	125	125	17	108
Civil Violation	CV	8	17	17	4	13
Felony	F	168	590	630	93	537
Misdemeanor	M	323	930	943	291	652
Show Cause	SC	30	90	90	21	69
Criminal Total		558	1,752	1,805	426	1,379
<u>Traffic</u>						
Capias	CA	8	29	29	3	26
Felony	F	6	42	42	8	34
Infraction	I	1,291	1,130	1,574	1,281	293
Misdemeanor	M	295	604	605	290	315
Motion	MO	1	1	1	1	-
Restricted O/L	RL	2	2	2	2	-
Show Cause	SC	6	22	22	5	17
Traffic Total		1,609	1,830	2,275	1,590	685
<u>Civil</u>						
Abstract	AJ	3	0	3	3	-
Admin License	AL	27	0	27	27	-
Bond Forfeiture	BF	5	15	19	7	12
Capias	CA	3	1	3	2	1
Counter Claim	CC	0	3	5	3	2
Detinue	DT	19	15	28	23	5
Garnishment	GA	126	40	163	123	40
Impoundment	IM	12	0	12	12	-
Interrogatory	IN	26	25	54	29	25
Motion for Judgment	MJ	1	2	3	2	1
Other	OT	1	1	2	1	1
Protective Order	PO	10	0	10	10	-
Prelim Prot Order	PP	14	0	14	14	-
Show Cause	SC	12	16	30	15	15
Tenants Assertion	TA	0	0	1	1	-
Third Party Claim	TH	0	1	1	1	-
Unlawful Detainer	UD	80	85	122	63	59
Warrant in Debt	WD	1,126	622	1,278	1,109	169
Civil Total		1,465	826	1,775	1,445	330
Rockingham Totals		3,632	4,408	5,855	3,461	2,394



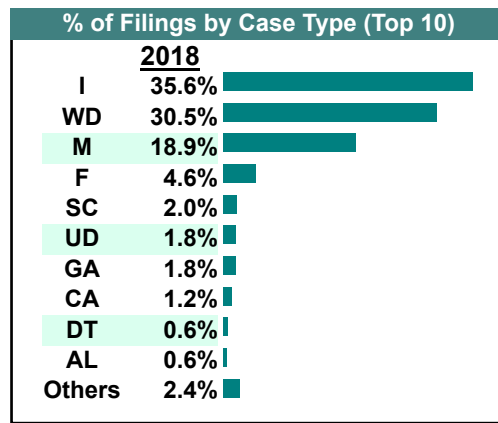
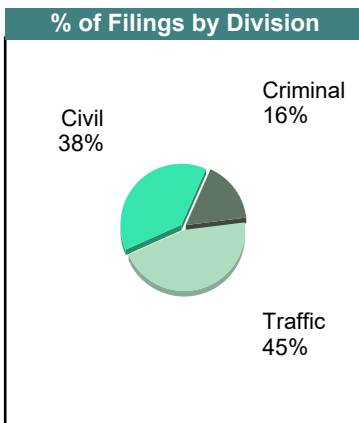
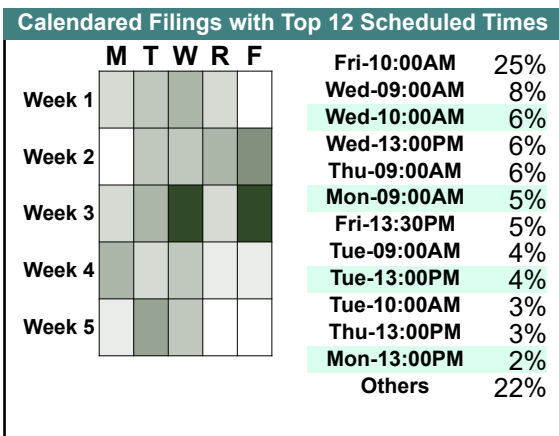
CASELOAD STATISTICS OF THE GENERAL DISTRICT COURTS

October 2018

Rockingham

District: 26

		<u>Filings</u>	<u>Hearings</u>	<u>Transactions</u>	<u>Concluded</u>	<u>Cont</u>
<u>Criminal</u>						
Capias	CA	48	143	143	27	116
Civil Violation	CV	5	10	10	2	8
Felony	F	206	669	707	109	598
Misdemeanor	M	473	1,105	1,126	338	788
Show Cause	SC	48	103	103	36	67
Criminal Total		780	2,030	2,089	512	1,577
<u>Traffic</u>						
Capias	CA	10	33	33	8	25
Felony	F	15	28	28	0	28
Infraction	I	1,717	1,374	2,011	1,680	331
Misdemeanor	M	438	753	753	390	363
Restricted O/L	RL	1	1	1	1	-
Show Cause	SC	9	21	21	9	12
Traffic Total		2,190	2,210	2,847	2,088	759
<u>Civil</u>						
Abstract	AJ	7	0	7	7	-
Admin License	AL	28	0	28	28	-
Bond Forfeiture	BF	11	15	20	5	15
Capias	CA	0	1	1	0	1
Counter Claim	CC	1	2	3	2	1
Detinue	DT	31	18	39	30	9
Garnishment	GA	87	42	139	97	42
Impoundment	IM	17	0	17	17	-
Interrogatory	IN	25	50	73	23	50
Motion for Judgment	MJ	4	7	11	7	4
Other	OT	6	1	6	5	1
Protective Order	PO	19	1	20	19	1
Prelim Prot Order	PP	19	0	19	19	-
Show Cause	SC	38	31	56	25	31
Tenants Assertion	TA	1	1	1	0	1
Third Party Claim	TH	1	1	1	0	1
Unlawful Detainer	UD	88	107	142	79	63
Warrant in Debt	WD	1,474	806	1,620	1,423	197
Civil Total		1,857	1,083	2,203	1,786	417
Rockingham Totals		4,827	5,323	7,139	4,386	2,753



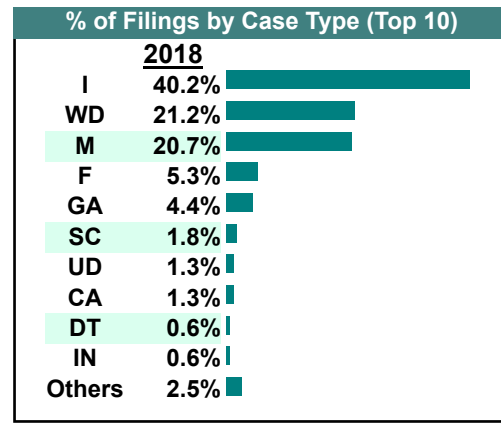
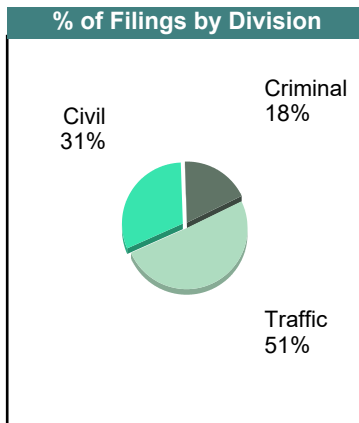
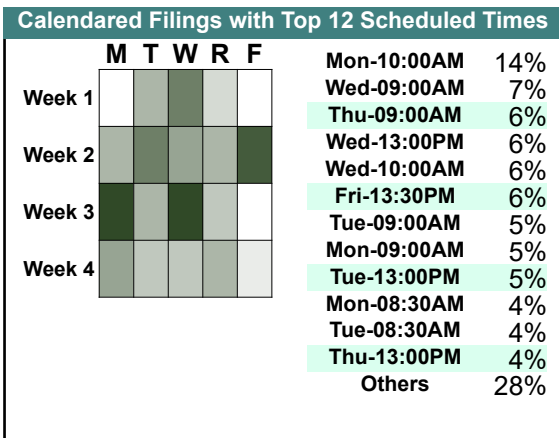
CASELOAD STATISTICS OF THE GENERAL DISTRICT COURTS

September 2018

Rockingham

District: 26

		<u>Filings</u>	<u>Hearings</u>	<u>Transactions</u>	<u>Concluded</u>	<u>Cont</u>
<u>Criminal</u>						
Capias	CA	35	124	124	29	95
Civil Violation	CV	0	7	7	2	5
Felony	F	192	607	680	186	494
Misdemeanor	M	412	919	950	324	626
Show Cause	SC	35	105	105	40	65
Criminal Total		674	1,762	1,866	581	1,285
<u>Traffic</u>						
Capias	CA	13	25	25	7	18
Felony	F	3	27	29	14	15
Infraction	I	1,489	1,222	1,743	1,448	295
Misdemeanor	M	355	606	606	325	281
Restricted O/L	RL	2	2	2	2	-
Show Cause	SC	14	25	25	6	19
Traffic Total		1,876	1,907	2,430	1,802	628
<u>Civil</u>						
Abstract	AJ	8	0	8	8	-
Admin License	AL	21	0	21	21	-
Bond Forfeiture	BF	11	7	14	7	7
Capias	CA	0	1	2	1	1
Counter Claim	CC	1	3	3	0	3
Detinue	DT	24	20	35	25	10
Garnishment	GA	162	43	195	152	43
Impoundment	IM	9	0	9	9	-
Interrogatory	IN	22	56	71	15	56
Motion for Judgment	MJ	8	8	12	6	6
Other	OT	1	0	1	1	-
Protective Order	PO	17	0	17	17	-
Prelim Prot Order	PP	15	0	15	15	-
Show Cause	SC	18	26	40	15	25
Tenants Assertion	TA	0	0	1	1	-
Unlawful Detainer	UD	49	79	108	57	51
Warrant in Debt	WD	786	462	930	778	152
Civil Total		1,152	705	1,482	1,128	354
Rockingham Totals		3,702	4,374	5,778	3,511	2,267



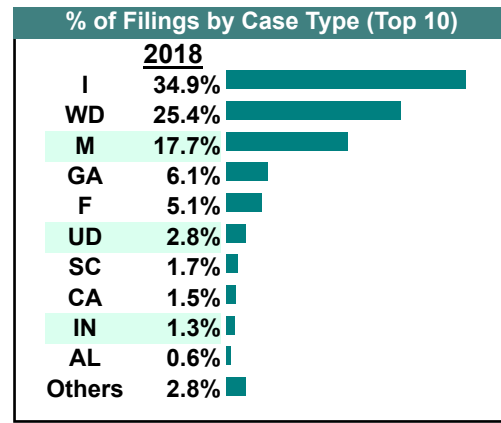
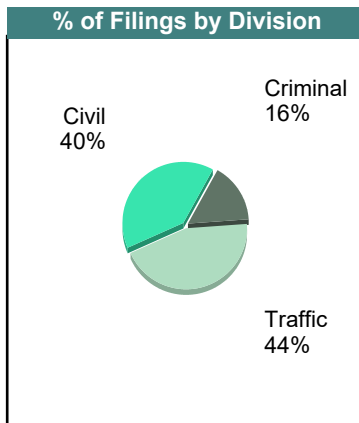
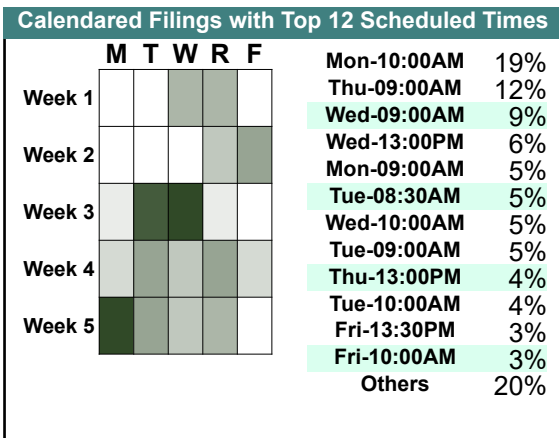
CASELOAD STATISTICS OF THE GENERAL DISTRICT COURTS

August 2018

Rockingham

District: 26

		<u>Filings</u>	<u>Hearings</u>	<u>Transactions</u>	<u>Concluded</u>	<u>Cont</u>
<u>Criminal</u>						
Capias	CA	34	138	138	30	108
Civil Violation	CV	5	13	13	8	5
Felony	F	156	667	742	195	547
Misdemeanor	M	283	776	804	312	492
Show Cause	SC	24	103	103	36	67
Criminal Total		502	1,697	1,800	581	1,219
<u>Traffic</u>						
Capias	CA	10	41	41	14	27
Civil Violation	CV	1	1	1	1	-
Felony	F	6	35	38	6	32
Infraction	I	1,099	999	1,439	1,205	234
Misdemeanor	M	273	627	627	338	289
Show Cause	SC	8	25	25	11	14
Traffic Total		1,397	1,728	2,171	1,575	596
<u>Civil</u>						
Abstract	AJ	5	0	5	5	-
Admin License	AL	20	0	20	20	-
Bond Forfeiture	BF	6	10	24	15	9
Capias	CA	2	2	3	1	2
Counter Claim	CC	3	4	6	2	4
Detinue	DT	20	15	34	23	11
Garnishment	GA	192	55	244	189	55
Impoundment	IM	8	0	8	8	-
Interrogatory	IN	41	52	87	35	52
Motion for Judgment	MJ	6	6	8	2	6
Other	OT	0	0	1	1	-
Protective Order	PO	17	0	17	17	-
Prelim Prot Order	PP	14	0	14	14	-
Show Cause	SC	23	22	48	28	20
Tenants Assertion	TA	3	1	3	2	1
Unlawful Detainer	UD	88	97	153	97	56
Warrant in Debt	WD	800	420	943	788	155
Civil Total		1,248	684	1,618	1,247	371
Rockingham Totals		3,147	4,109	5,589	3,403	2,186



CASELOAD STATISTICS OF THE GENERAL DISTRICT COURTS

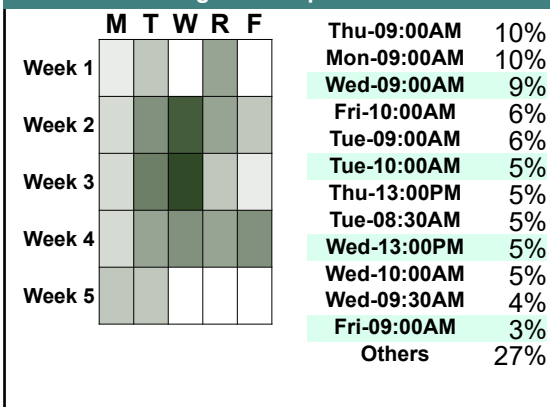
July 2018

Rockingham

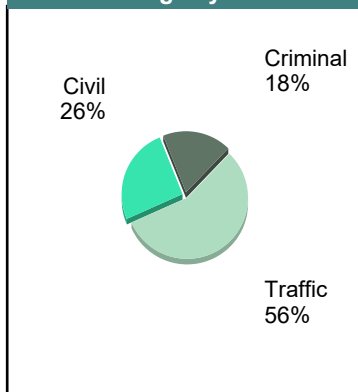
District: 26

		Filings	Hearings	Transactions	Concluded	Cont
<u>Criminal</u>						
Capias	CA	41	108	108	29	79
Civil Violation	CV	6	18	18	7	11
Felony	F	154	523	574	166	408
Misdemeanor	M	259	694	706	277	429
Motion	MO	1	1	1	1	-
Show Cause	SC	35	90	90	34	56
Criminal Total		496	1,434	1,497	514	983
<u>Traffic</u>						
Capias	CA	14	33	33	7	26
Civil Violation	CV	1	1	1	1	-
Felony	F	2	16	17	5	12
Infraction	I	1,171	945	1,391	1,095	296
Misdemeanor	M	326	579	579	267	312
Restricted O/L	RL	2	2	2	2	-
Show Cause	SC	7	16	16	4	12
Traffic Total		1,523	1,592	2,039	1,381	658
<u>Civil</u>						
Abstract	AJ	10	0	10	10	-
Admin License	AL	28	0	28	28	-
Bond Forfeiture	BF	15	9	21	12	9
Capias	CA	0	0	6	6	-
Counter Claim	CC	2	3	3	0	3
Detinue	DT	35	18	42	34	8
Garnishment	GA	157	30	180	150	30
Impoundment	IM	15	0	15	15	-
Interrogatory	IN	27	36	68	32	36
Motion for Judgment	MJ	0	1	1	1	-
Other	OT	7	1	9	8	1
Protective Order	PO	10	0	11	11	-
Prelim Prot Order	PP	21	0	21	21	-
Show Cause	SC	25	21	45	24	21
Tenants Assertion	TA	0	0	1	1	-
Third Party Claim	TH	0	1	2	1	1
Unlawful Detainer	UD	96	107	158	93	65
Warrant in Debt	WD	245	302	397	288	109
Civil Total		693	529	1,018	735	283
Rockingham Totals		2,712	3,555	4,554	2,630	1,924

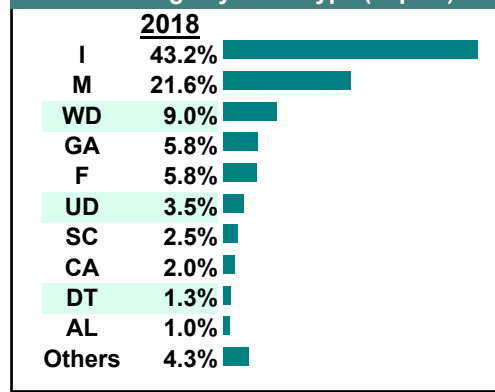
Calendared Filings with Top 12 Scheduled Times



% of Filings by Division



% of Filings by Case Type (Top 10)



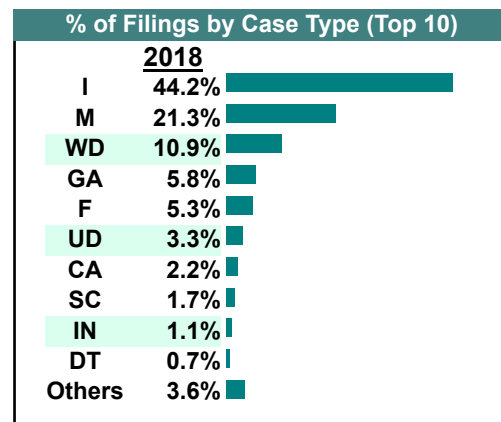
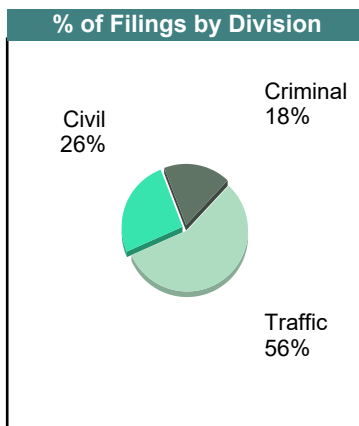
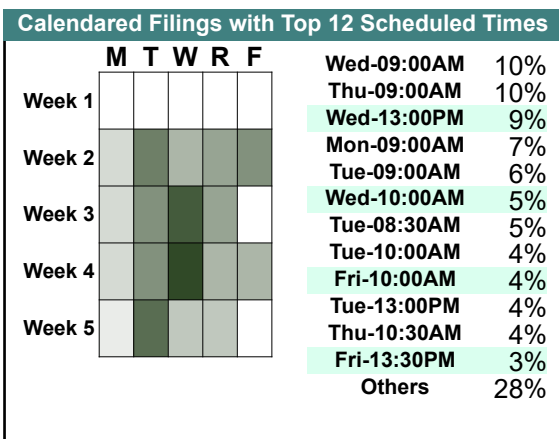
CASELOAD STATISTICS OF THE GENERAL DISTRICT COURTS

June 2018

Rockingham

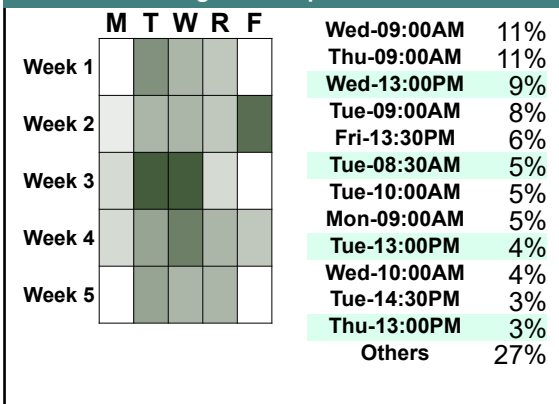
District: 26

		<u>Filings</u>	<u>Hearings</u>	<u>Transactions</u>	<u>Concluded</u>	<u>Cont</u>
<u>Criminal</u>						
Capias	CA	45	151	151	36	115
Civil Violation	CV	4	16	16	3	13
Felony	F	141	666	725	175	550
Misdemeanor	M	278	798	810	310	500
Show Cause	SC	26	116	116	37	79
Criminal Total		494	1,747	1,818	561	1,257
<u>Traffic</u>						
Capias	CA	15	48	48	13	35
Felony	F	4	30	31	2	29
Infraction	I	1,215	979	1,454	1,185	269
Misdemeanor	M	309	645	645	331	314
Show Cause	SC	7	25	25	9	16
Traffic Total		1,550	1,727	2,203	1,540	663
<u>Civil</u>						
Abstract	AJ	16	0	16	16	-
Admin License	AL	19	0	19	19	-
Bond Forfeiture	BF	12	17	27	10	17
Capias	CA	0	1	1	0	1
Counter Claim	CC	2	2	3	1	2
Detinue	DT	20	21	30	16	14
Garnishment	GA	159	31	190	159	31
Impoundment	IM	10	0	10	10	-
Interrogatory	IN	30	34	51	17	34
Motion for Judgment	MJ	3	3	3	0	3
Other	OT	3	1	6	5	1
Protective Order	PO	17	1	17	16	1
Prelim Prot Order	PP	13	0	13	13	-
Show Cause	SC	13	13	19	6	13
Unlawful Detainer	UD	90	109	149	90	59
Warrant in Debt	WD	300	366	459	310	149
Civil Total		707	599	1,013	688	325
Rockingham Totals		2,751	4,073	5,034	2,789	2,245

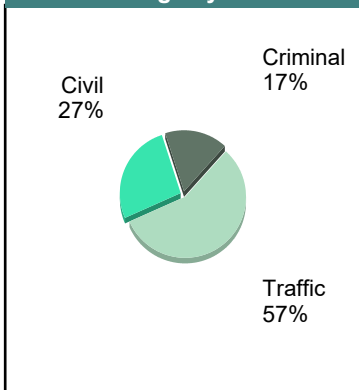


		Filings	Hearings	Transactions	Concluded	Cont
<u>Criminal</u>						
Capias	CA	31	109	109	45	64
Civil Violation	CV	1	14	14	5	9
Felony	F	140	594	643	162	481
Misdemeanor	M	288	887	901	378	523
Show Cause	SC	46	118	118	47	71
Criminal Total		506	1,722	1,785	637	1,148
<u>Traffic</u>						
Capias	CA	9	25	25	12	13
Felony	F	8	35	40	11	29
Infraction	I	1,354	1,140	1,659	1,385	274
Misdemeanor	M	338	668	668	365	303
Show Cause	SC	7	17	17	6	11
Traffic Total		1,716	1,885	2,409	1,779	630
<u>Civil</u>						
Abstract	AJ	12	0	12	12	-
Admin License	AL	17	0	17	17	-
Bond Forfeiture	BF	7	6	15	9	6
Capias	CA	0	7	7	0	7
Counter Claim	CC	1	0	1	1	-
Detinue	DT	22	13	32	26	6
Garnishment	GA	166	42	211	169	42
Impoundment	IM	7	0	7	7	-
Interrogatory	IN	32	31	59	28	31
Motion for Judgment	MJ	1	1	2	1	1
Overweight	OC	1	0	1	1	-
Other	OT	3	1	4	3	1
Protective Order	PO	10	1	10	9	1
Prelim Prot Order	PP	8	0	8	8	-
Show Cause	SC	14	21	36	16	20
Tenants Assertion	TA	2	1	3	2	1
Unlawful Detainer	UD	87	104	153	93	60
Warrant in Debt	WD	421	500	609	413	196
Civil Total		811	728	1,187	815	372
Rockingham Totals		3,033	4,335	5,381	3,231	2,150

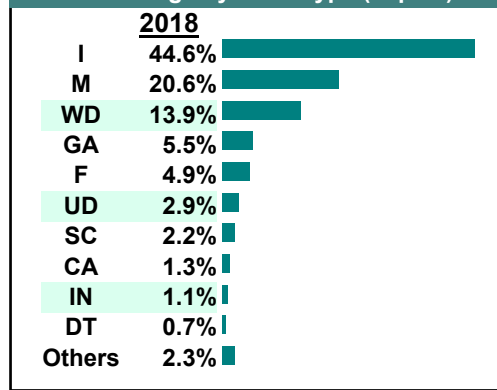
Calendared Filings with Top 12 Scheduled Times



% of Filings by Division



% of Filings by Case Type (Top 10)



CASELOAD STATISTICS OF THE GENERAL DISTRICT COURTS

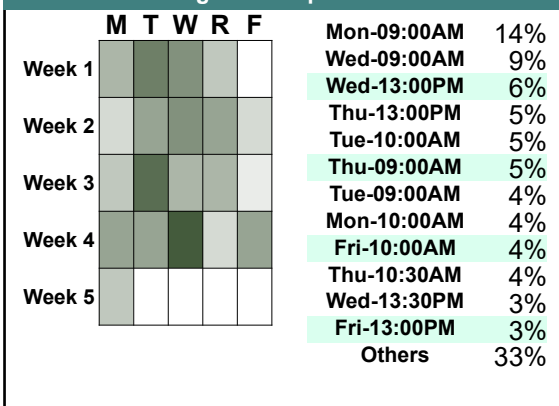
April 2018

Rockingham

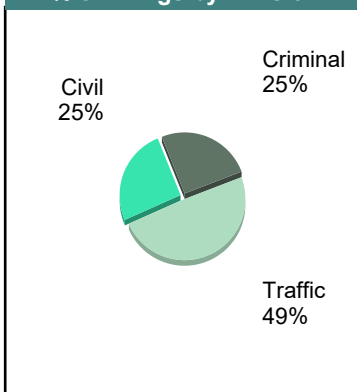
District: 26

		<u>Filings</u>	<u>Hearings</u>	<u>Transactions</u>	<u>Concluded</u>	<u>Cont</u>
<u>Criminal</u>						
Capias	CA	40	104	104	26	78
Civil Violation	CV	7	20	20	5	15
Felony	F	235	706	776	178	598
Misdemeanor	M	349	1,015	1,033	368	665
Show Cause	SC	40	109	109	49	60
Criminal Total		671	1,954	2,042	626	1,416
<u>Traffic</u>						
Capias	CA	4	26	26	9	17
Felony	F	8	40	44	7	37
Infraction	I	1,018	901	1,314	1,084	230
Misdemeanor	M	260	578	578	293	285
Show Cause	SC	7	20	20	11	9
Traffic Total		1,297	1,565	1,982	1,404	578
<u>Civil</u>						
Abstract	AJ	13	0	13	13	-
Admin License	AL	29	0	29	29	-
Bond Forfeiture	BF	12	10	21	11	10
Capias	CA	2	9	11	2	9
Counter Claim	CC	4	1	5	4	1
Detinue	DT	23	20	35	26	9
Garnishment	GA	100	32	123	91	32
Impoundment	IM	11	0	11	11	-
Interrogatory	IN	20	28	41	13	28
Motion for Judgment	MJ	0	1	1	0	1
Other	OT	5	4	9	5	4
Protective Order	PO	14	0	15	15	-
Prelim Prot Order	PP	15	0	15	15	-
Show Cause	SC	9	24	33	9	24
Tenants Assertion	TA	0	1	1	0	1
Third Party Claim	TH	1	1	1	0	1
Unlawful Detainer	UD	83	101	146	79	67
Warrant in Debt	WD	332	405	599	436	163
Civil Total		673	637	1,109	759	350
Rockingham Totals		2,641	4,156	5,133	2,789	2,344

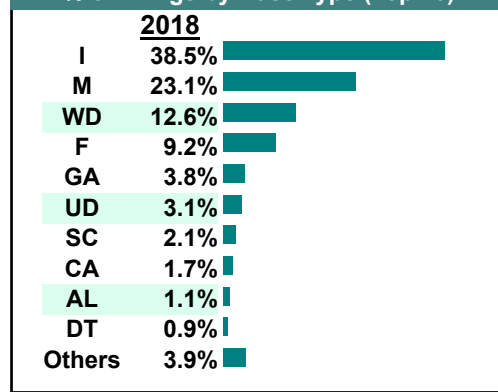
Calendared Filings with Top 12 Scheduled Times



% of Filings by Division



% of Filings by Case Type (Top 10)



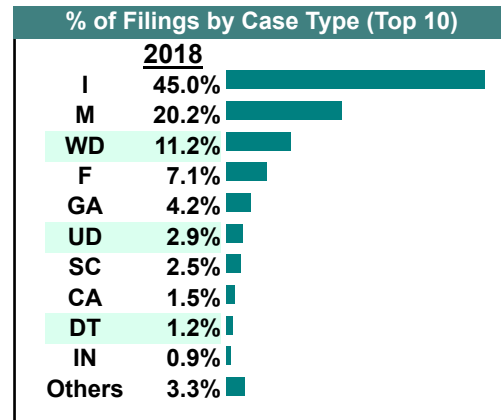
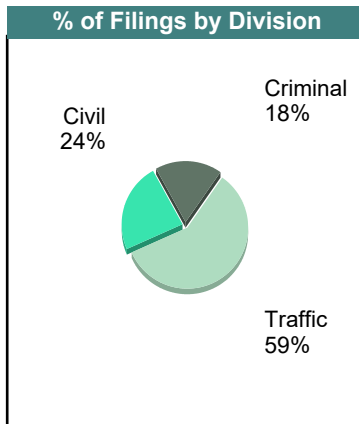
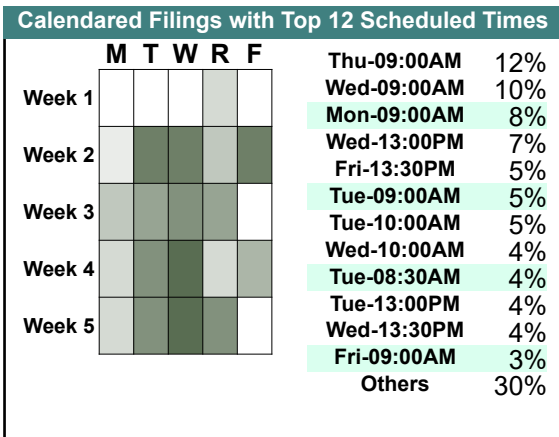
CASELOAD STATISTICS OF THE GENERAL DISTRICT COURTS

March 2018

Rockingham

District: 26

		Filings	Hearings	Transactions	Concluded	Cont
<u>Criminal</u>						
Capias	CA	37	110	110	27	83
Civil Violation	CV	10	23	23	7	16
Felony	F	212	603	656	122	534
Misdemeanor	M	228	802	817	282	535
Show Cause	SC	60	130	130	48	82
Criminal Total		547	1,668	1,736	486	1,250
<u>Traffic</u>						
Capias	CA	8	33	33	8	25
Felony	F	7	25	29	6	23
Infraction	I	1,384	1,159	1,686	1,292	394
Misdemeanor	M	393	709	709	309	400
Motion	MO	1	1	1	1	-
Restricted O/L	RL	4	4	4	4	-
Show Cause	SC	5	22	22	7	15
Traffic Total		1,802	1,953	2,484	1,627	857
<u>Civil</u>						
Abstract	AJ	10	0	10	10	-
Admin License	AL	21	0	21	21	-
Bond Forfeiture	BF	12	16	24	8	16
Capias	CA	1	7	8	1	7
Counter Claim	CC	0	0	1	1	-
Distress Seizure	DS	1	0	1	1	-
Detinue	DT	37	29	46	33	13
Garnishment	GA	129	30	161	131	30
Impoundment	IM	13	0	13	13	-
Interrogatory	IN	27	28	47	19	28
Motion for Judgment	MJ	1	1	1	0	1
Other	OT	5	1	7	6	1
Protective Order	PO	14	0	14	14	-
Prelim Prot Order	PP	9	1	10	9	1
Show Cause	SC	12	21	31	11	20
Tenants Assertion	TA	1	1	1	0	1
Third Party Claim	TH	0	1	1	0	1
Unlawful Detainer	UD	90	106	166	95	71
Warrant in Debt	WD	345	503	667	426	241
Civil Total		728	745	1,230	799	431
Rockingham Totals		3,077	4,366	5,450	2,912	2,538



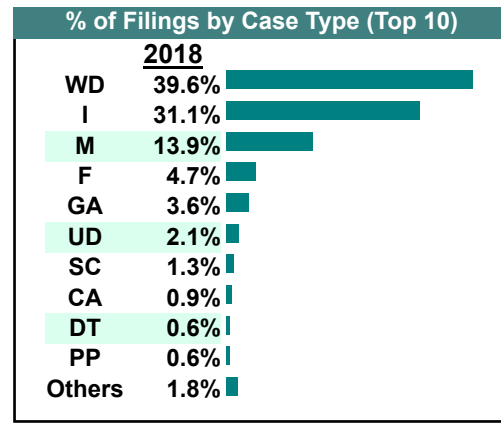
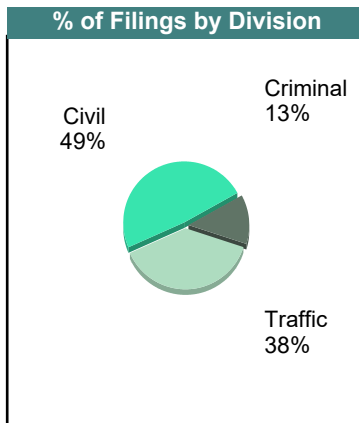
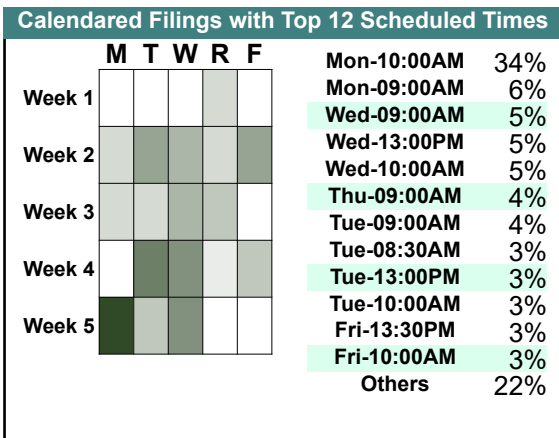
CASELOAD STATISTICS OF THE GENERAL DISTRICT COURTS

February 2018

Rockingham

District: 26

		Filings	Hearings	Transactions	Concluded	Cont
<u>Criminal</u>						
Capias	CA	29	116	116	40	76
Civil Violation	CV	3	7	7	3	4
Felony	F	183	593	630	94	536
Misdemeanor	M	314	913	920	279	641
Show Cause	SC	28	98	98	43	55
Criminal Total		557	1,727	1,771	459	1,312
<u>Traffic</u>						
Capias	CA	5	30	30	8	22
Felony	F	18	40	42	10	32
Infraction	I	1,334	1,143	1,624	1,378	246
Misdemeanor	M	282	545	545	285	260
Restricted O/L	RL	1	1	1	1	-
Show Cause	SC	8	25	25	5	20
Traffic Total		1,648	1,784	2,267	1,687	580
<u>Civil</u>						
Abstract	AJ	7	0	7	7	-
Admin License	AL	21	0	22	22	-
Bond Forfeiture	BF	10	10	19	9	9
Capias	CA	4	8	11	3	8
Counter Claim	CC	3	3	6	3	3
Detinue	DT	25	15	27	21	6
Garnishment	GA	155	32	187	155	32
Impoundment	IM	10	0	10	10	-
Interrogatory	IN	5	18	39	21	18
Overweight	OC	1	0	1	1	-
Other	OT	7	5	12	7	5
Protective Order	PO	10	0	10	10	-
Prelim Prot Order	PP	24	0	24	24	-
Petition-Restore Arms	PR	0	0	1	1	-
Show Cause	SC	18	22	40	18	22
Unlawful Detainer	UD	88	95	148	91	57
Warrant in Debt	WD	1,699	841	1,866	1,611	255
Civil Total		2,087	1,049	2,430	2,014	415
Rockingham Totals		4,292	4,560	6,468	4,160	2,307



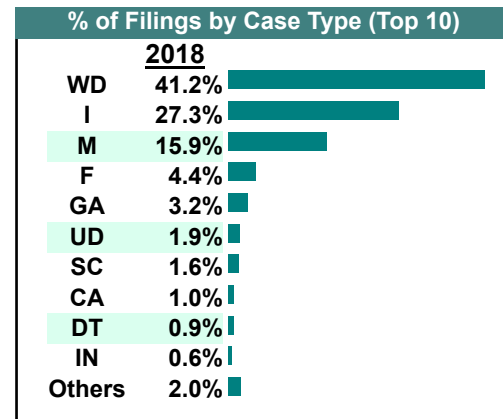
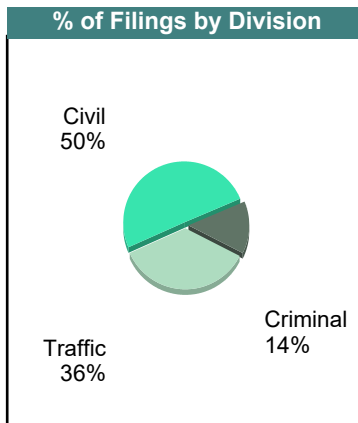
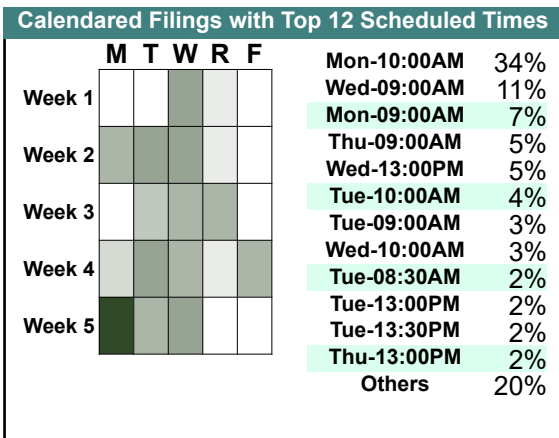
CASELOAD STATISTICS OF THE GENERAL DISTRICT COURTS

January 2018

Rockingham

District: 26

		Filings	Hearings	Transactions	Concluded	Cont
<u>Criminal</u>						
Capias	CA	35	116	116	34	82
Civil Violation	CV	2	13	13	5	8
Felony	F	205	566	606	148	458
Misdemeanor	M	380	1,050	1,063	377	686
Show Cause	SC	46	120	120	34	86
Criminal Total		668	1,865	1,918	598	1,320
<u>Traffic</u>						
Capias	CA	9	37	37	10	27
Felony	F	6	24	25	4	21
Infraction	I	1,302	1,129	1,652	1,363	289
Misdemeanor	M	377	680	680	384	296
Restricted O/L	RL	1	1	1	1	-
Show Cause	SC	11	20	20	7	13
Traffic Total		1,706	1,891	2,415	1,769	646
<u>Civil</u>						
Abstract	AJ	10	0	10	10	-
Admin License	AL	21	0	21	21	-
Bond Forfeiture	BF	4	4	11	7	4
Capias	CA	2	7	9	2	7
Counter Claim	CC	3	2	4	2	2
Detinue	DT	43	29	56	45	11
Garnishment	GA	151	31	180	149	31
Impoundment	IM	11	0	11	11	-
Interrogatory	IN	29	37	60	23	37
Motion for Judgment	MJ	3	2	4	2	2
Other	OT	8	4	11	7	4
Protective Order	PO	14	1	14	13	1
Prelim Prot Order	PP	19	0	19	19	-
Show Cause	SC	21	24	41	18	23
Third Party Claim	TH	1	1	1	1	-
Unlawful Detainer	UD	89	105	154	77	77
Warrant in Debt	WD	1,964	985	2,219	1,927	292
Civil Total		2,393	1,232	2,825	2,334	491
Rockingham Totals		4,767	4,988	7,158	4,701	2,457



CASELOAD STATISTICS OF THE GENERAL DISTRICT COURTS

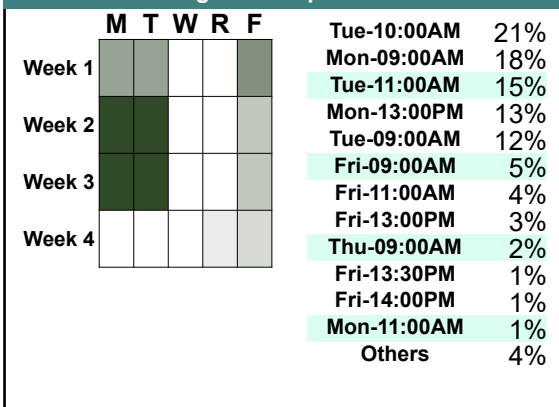
December 2018

Shenandoah

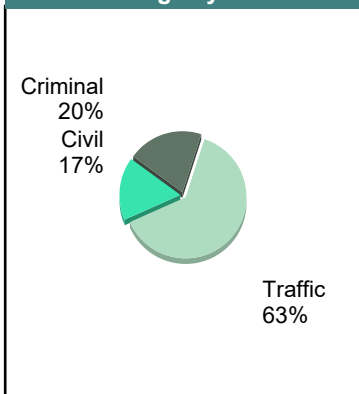
District: 26

		<u>Filings</u>	<u>Hearings</u>	<u>Transactions</u>	<u>Concluded</u>	<u>Cont</u>
<u>Criminal</u>						
Capias	CA	17	53	53	18	35
Civil Violation	CV	2	6	6	5	1
Felony	F	37	166	166	59	107
Misdemeanor	M	101	326	330	125	205
Show Cause	SC	19	46	46	19	27
Criminal Total		176	597	601	226	375
<u>Traffic</u>						
Capias	CA	3	25	25	9	16
Felony	F	0	3	3	0	3
Infraction	I	383	315	502	395	107
Misdemeanor	M	174	369	369	174	195
Show Cause	SC	1	9	9	5	4
Traffic Total		561	721	908	583	325
<u>Civil</u>						
Admin License	AL	9	1	9	8	1
Bond Forfeiture	BF	1	5	6	1	5
Capias	CA	0	4	4	0	4
Detinue	DT	0	1	1	0	1
Garnishment	GA	35	8	41	33	8
Impoundment	IM	1	0	1	1	-
Interrogatory	IN	10	23	29	6	23
Motion for Judgment	MJ	3	2	3	2	1
Other	OT	1	0	1	1	-
Protective Order	PO	2	0	2	2	-
Prelim Prot Order	PP	4	2	5	3	1
Petition-Restore Arms	PR	1	1	2	1	1
Show Cause	SC	11	23	29	6	23
Unlawful Detainer	UD	17	19	23	14	9
Warrant in Debt	WD	53	75	89	72	17
Civil Total		148	164	245	150	94
Shenandoah Totals		885	1,482	1,754	959	794

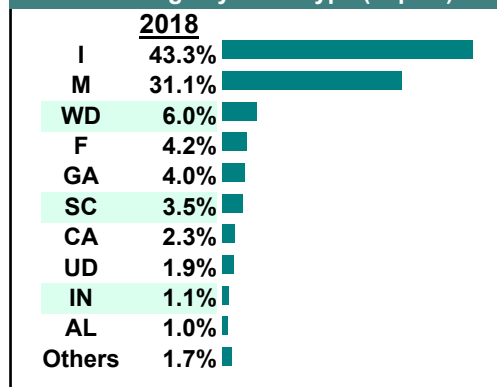
Calendared Filings with Top 12 Scheduled Times



% of Filings by Division



% of Filings by Case Type (Top 10)



CASELOAD STATISTICS OF THE GENERAL DISTRICT COURTS

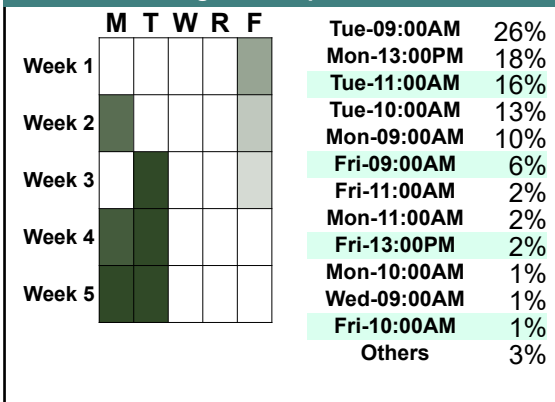
November 2018

Shenandoah

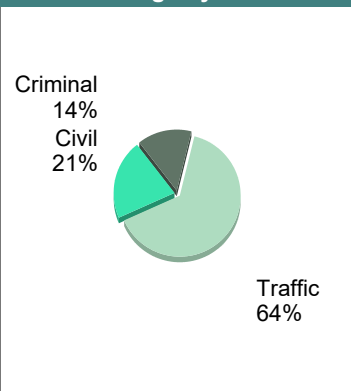
District: 26

		<u>Filings</u>	<u>Hearings</u>	<u>Transactions</u>	<u>Concluded</u>	<u>Cont</u>
<u>Criminal</u>						
Capias	CA	11	36	36	12	24
Civil Violation	CV	8	14	14	8	6
Felony	F	28	122	122	25	97
Misdemeanor	M	83	294	304	101	203
Show Cause	SC	19	46	46	15	31
Criminal Total		149	512	522	161	361
<u>Traffic</u>						
Capias	CA	5	14	14	7	7
Felony	F	1	3	3	0	3
Infraction	I	509	368	614	501	113
Misdemeanor	M	149	309	309	171	138
Show Cause	SC	3	11	11	5	6
Traffic Total		667	705	951	684	267
<u>Civil</u>						
Abstract	AJ	6	0	6	6	-
Admin License	AL	5	0	5	5	-
Bond Forfeiture	BF	2	2	2	0	2
Capias	CA	1	3	6	3	3
Detinue	DT	0	0	2	2	-
Garnishment	GA	72	13	84	71	13
Interrogatory	IN	1	5	12	7	5
Motion for Judgment	MJ	1	2	5	4	1
Protective Order	PO	7	0	7	7	-
Prelim Prot Order	PP	2	2	4	2	-
Petition-Restore Arms	PR	0	0	1	1	-
Show Cause	SC	1	6	16	10	6
Unlawful Detainer	UD	19	22	26	19	7
Warrant in Debt	WD	102	116	142	100	42
Civil Total		219	171	318	237	79
Shenandoah Totals		1,035	1,388	1,791	1,082	707

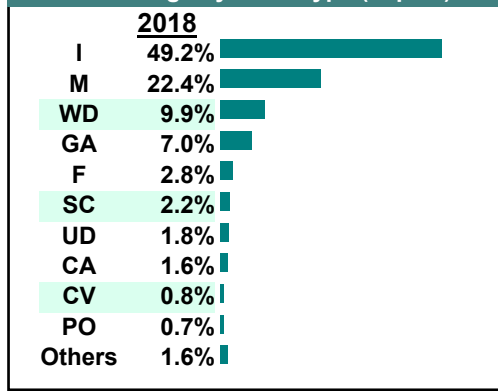
Calendared Filings with Top 12 Scheduled Times



% of Filings by Division



% of Filings by Case Type (Top 10)



CASELOAD STATISTICS OF THE GENERAL DISTRICT COURTS

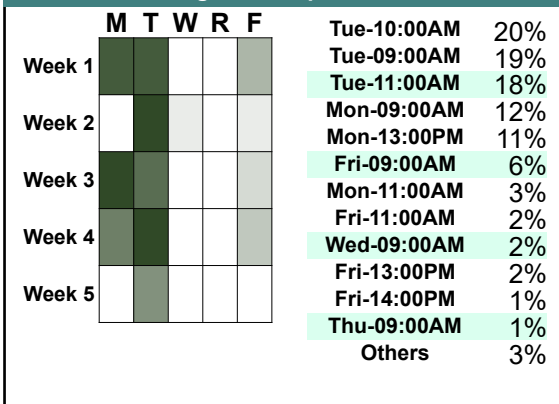
October 2018

Shenandoah

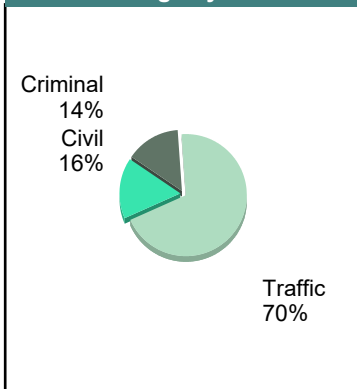
District: 26

		<u>Filings</u>	<u>Hearings</u>	<u>Transactions</u>	<u>Concluded</u>	<u>Cont</u>
<u>Criminal</u>						
Capias	CA	19	47	47	21	26
Civil Violation	CV	3	6	6	2	4
Felony	F	31	168	168	55	113
Misdemeanor	M	109	388	393	126	267
Show Cause	SC	10	41	41	19	22
Criminal Total		172	650	655	223	432
<u>Traffic</u>						
Capias	CA	10	25	25	5	20
Felony	F	1	8	8	1	7
Infraction	I	627	479	794	650	144
Misdemeanor	M	193	481	481	225	256
Show Cause	SC	6	13	13	7	6
Traffic Total		837	1,006	1,321	888	433
<u>Civil</u>						
Abstract	AJ	3	0	3	3	-
Admin License	AL	8	0	8	8	-
Bond Forfeiture	BF	2	2	4	2	2
Detinue	DT	2	2	4	2	2
Garnishment	GA	24	10	35	25	10
Interrogatory	IN	1	16	20	4	16
Motion for Judgment	MJ	0	0	1	1	-
Other	OT	1	0	1	1	-
Protective Order	PO	1	0	1	1	-
Prelim Prot Order	PP	6	0	6	6	-
Petition-Restore Arms	PR	1	1	1	0	1
Show Cause	SC	13	12	13	1	12
Unlawful Detainer	UD	29	27	38	26	12
Warrant in Debt	WD	104	127	159	118	41
Civil Total		195	197	294	198	96
Shenandoah Totals		1,204	1,853	2,270	1,309	961

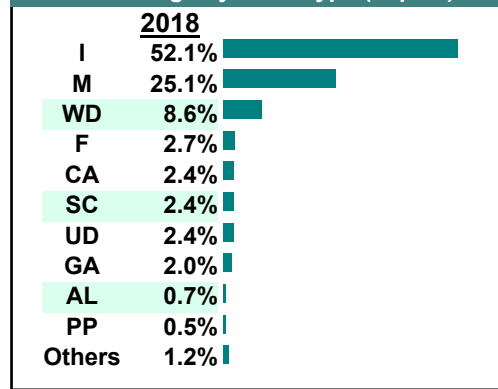
Calendared Filings with Top 12 Scheduled Times



% of Filings by Division



% of Filings by Case Type (Top 10)



CASELOAD STATISTICS OF THE GENERAL DISTRICT COURTS


September 2018

Shenandoah

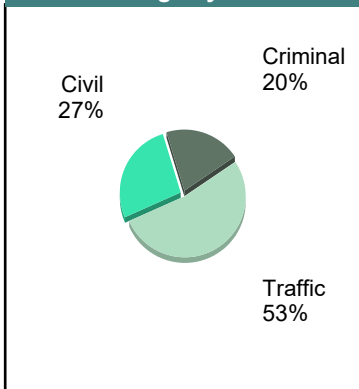
District: 26

		<u>Filings</u>	<u>Hearings</u>	<u>Transactions</u>	<u>Concluded</u>	<u>Cont</u>
<u>Criminal</u>						
Capias	CA	19	41	41	26	15
Civil Violation	CV	4	6	6	3	3
Felony	F	56	214	214	56	158
Misdemeanor	M	89	333	338	121	217
Show Cause	SC	12	45	45	19	26
Criminal Total		180	639	644	225	419
<u>Traffic</u>						
Capias	CA	2	22	22	2	20
Felony	F	2	8	8	2	6
Infraction	I	359	334	511	383	128
Misdemeanor	M	104	310	310	147	163
Show Cause	SC	3	6	6	4	2
Traffic Total		470	680	857	538	319
<u>Civil</u>						
Abstract	AJ	1	0	1	1	-
Admin License	AL	5	0	5	5	-
Bond Forfeiture	BF	1	2	3	1	2
Capias	CA	0	1	1	0	1
Detinue	DT	1	2	2	0	2
Garnishment	GA	50	12	54	42	12
Impoundment	IM	1	0	1	1	-
Interrogatory	IN	22	19	24	5	19
Motion for Judgment	MJ	9	7	9	5	4
Other	OT	0	0	1	1	-
Prelim Prot Order	PP	2	1	3	2	1
Show Cause	SC	0	0	1	1	-
Unlawful Detainer	UD	12	12	15	13	2
Warrant in Debt	WD	136	129	184	145	39
Civil Total		240	185	304	222	82
Shenandoah Totals		890	1,504	1,805	985	820

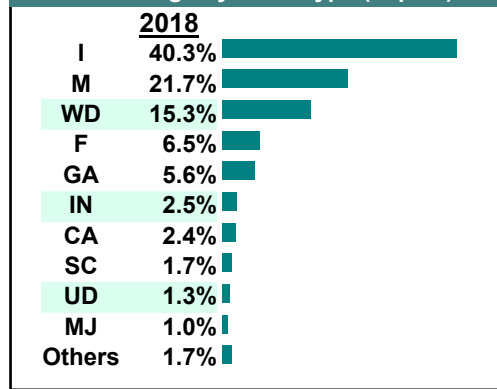
Calendar Filings with Top 12 Scheduled Times



% of Filings by Division



% of Filings by Case Type (Top 10)



CASELOAD STATISTICS OF THE GENERAL DISTRICT COURTS

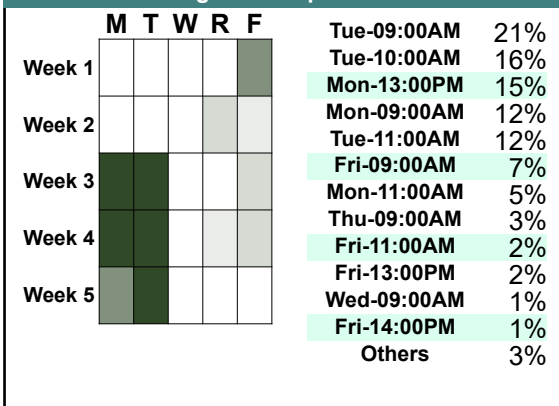
August 2018

Shenandoah

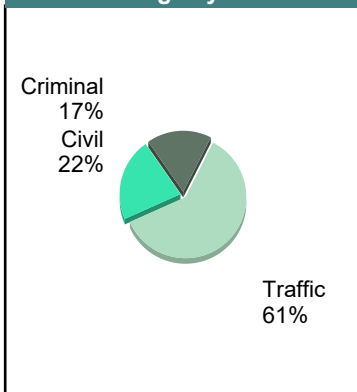
District: 26

		<u>Filings</u>	<u>Hearings</u>	<u>Transactions</u>	<u>Concluded</u>	<u>Cont</u>
<u>Criminal</u>						
Capias	CA	56	67	67	56	11
Civil Violation	CV	0	1	1	0	1
Felony	F	46	176	176	38	138
Misdemeanor	M	87	300	303	85	218
Show Cause	SC	14	36	36	11	25
Criminal Total		203	580	583	190	393
<u>Traffic</u>						
Capias	CA	6	16	16	2	14
Felony	F	6	12	12	0	12
Infraction	I	489	342	592	467	125
Misdemeanor	M	207	394	394	173	221
Show Cause	SC	6	12	12	3	9
Traffic Total		714	776	1,026	645	381
<u>Civil</u>						
Abstract	AJ	17	0	17	17	-
Admin License	AL	4	0	4	4	-
Bond Forfeiture	BF	0	1	1	0	1
Capias	CA	1	5	5	0	5
Detinue	DT	4	2	5	3	2
Garnishment	GA	23	4	29	25	4
Interrogatory	IN	0	13	24	11	13
Motion for Judgment	MJ	3	2	4	3	1
Prelim Prot Order	PP	2	2	3	1	2
Show Cause	SC	1	14	30	16	14
Tenants Assertion	TA	1	1	2	1	1
Unlawful Detainer	UD	39	35	50	47	3
Warrant in Debt	WD	164	149	188	134	54
Civil Total		259	228	362	262	100
Shenandoah Totals		1,176	1,584	1,971	1,097	874

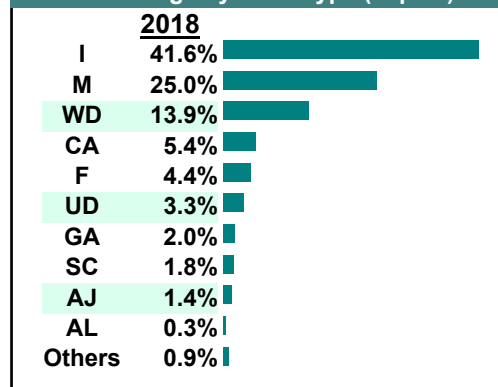
Calendared Filings with Top 12 Scheduled Times



% of Filings by Division



% of Filings by Case Type (Top 10)



CASELOAD STATISTICS OF THE GENERAL DISTRICT COURTS

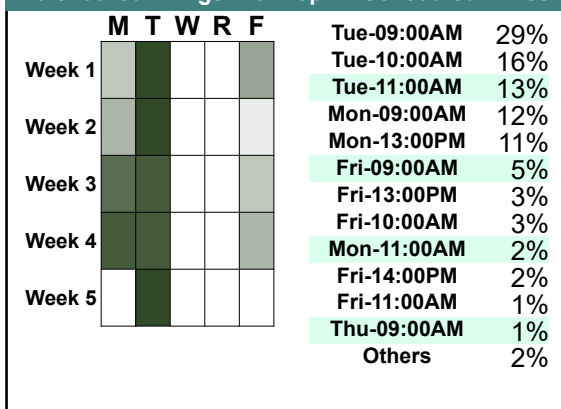
July 2018

Shenandoah

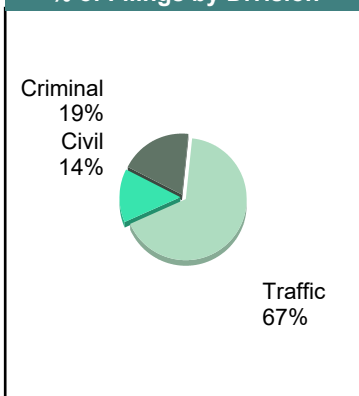
District: 26

		Filings	Hearings	Transactions	Concluded	Cont
<u>Criminal</u>						
Capias	CA	36	55	55	36	19
Civil Violation	CV	1	7	7	5	2
Felony	F	40	210	210	71	139
Misdemeanor	M	174	469	474	137	337
Show Cause	SC	16	35	35	18	17
Criminal Total		267	776	781	267	514
<u>Traffic</u>						
Capias	CA	7	25	25	12	13
Civil Violation	CV	1	1	1	1	-
Felony	F	0	2	2	2	-
Infraction	I	650	510	834	694	140
Misdemeanor	M	262	529	529	274	255
Show Cause	SC	4	16	16	9	7
Traffic Total		924	1,083	1,407	992	415
<u>Civil</u>						
Admin License	AL	8	0	9	9	-
Bond Forfeiture	BF	1	2	2	0	2
Capias	CA	0	4	6	2	4
Detinue	DT	0	1	1	0	1
Garnishment	GA	40	9	46	37	9
Impoundment	IM	1	0	1	1	-
Interrogatory	IN	1	20	26	6	20
Overweight	OC	1	0	1	1	-
Other	OT	1	0	2	2	-
Protective Order	PO	1	0	1	1	-
Prelim Prot Order	PP	1	1	3	2	1
Show Cause	SC	13	25	31	6	25
Unlawful Detainer	UD	23	31	37	22	15
Warrant in Debt	WD	105	123	145	101	44
Civil Total		196	216	311	190	121
Shenandoah Totals		1,387	2,075	2,499	1,449	1,050

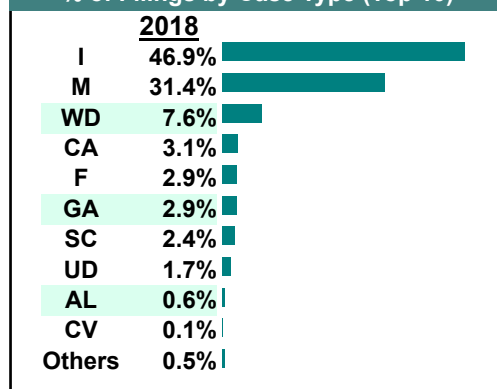
Calendared Filings with Top 12 Scheduled Times



% of Filings by Division



% of Filings by Case Type (Top 10)



CASELOAD STATISTICS OF THE GENERAL DISTRICT COURTS

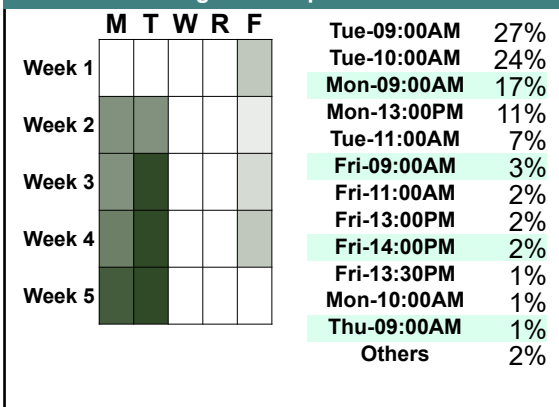
June 2018

Shenandoah

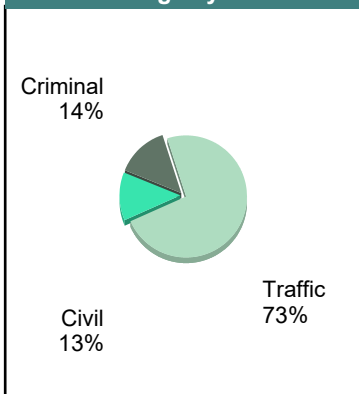
District: 26

		<u>Filings</u>	<u>Hearings</u>	<u>Transactions</u>	<u>Concluded</u>	<u>Cont</u>
<u>Criminal</u>						
Capias	CA	16	50	50	18	32
Civil Violation	CV	1	5	5	2	3
Felony	F	32	175	175	46	129
Misdemeanor	M	89	306	317	98	219
Show Cause	SC	17	43	43	5	38
Criminal Total		155	579	590	169	421
<u>Traffic</u>						
Capias	CA	5	13	13	0	13
Felony	F	1	5	5	0	5
Infraction	I	592	402	720	586	134
Misdemeanor	M	219	429	429	227	202
Show Cause	SC	2	9	9	0	9
Traffic Total		819	858	1,176	813	363
<u>Civil</u>						
Abstract	AJ	2	0	2	2	-
Admin License	AL	10	0	10	10	-
Bond Forfeiture	BF	2	2	5	3	2
Capias	CA	0	1	1	0	1
Garnishment	GA	30	4	34	30	4
Impoundment	IM	1	0	1	1	-
Interrogatory	IN	4	16	20	4	16
Motion for Judgment	MJ	1	1	1	0	1
Overweight	OC	1	0	1	1	-
Other	OT	1	0	1	1	-
Protective Order	PO	3	0	5	5	-
Prelim Prot Order	PP	0	1	2	1	1
Show Cause	SC	7	10	12	2	10
Unlawful Detainer	UD	27	28	37	25	12
Warrant in Debt	WD	52	62	80	56	24
Civil Total		141	125	212	141	71
Shenandoah Totals		1,115	1,562	1,978	1,123	855

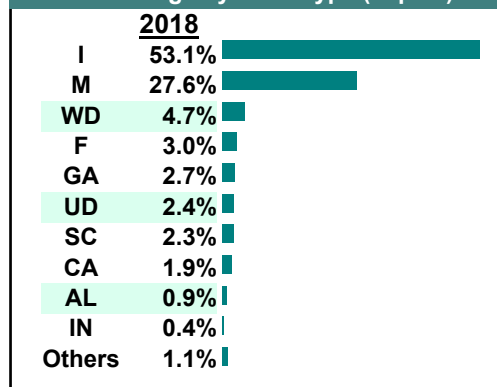
Calendared Filings with Top 12 Scheduled Times



% of Filings by Division

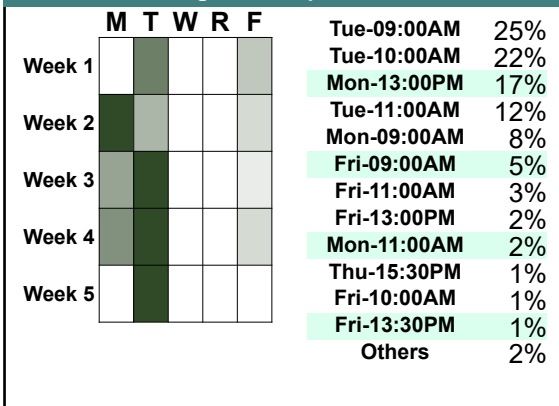


% of Filings by Case Type (Top 10)

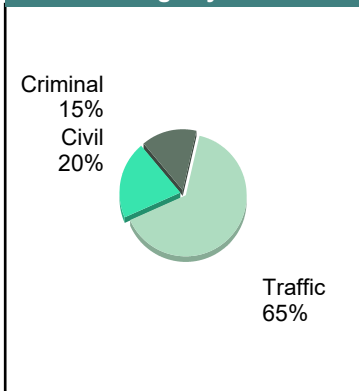


		<u>Filings</u>	<u>Hearings</u>	<u>Transactions</u>	<u>Concluded</u>	<u>Cont</u>
<u>Criminal</u>						
Capias	CA	12	30	30	11	19
Civil Violation	CV	3	5	5	1	4
Felony	F	40	208	208	37	171
Misdemeanor	M	113	347	348	102	246
Show Cause	SC	9	40	40	15	25
Criminal Total		177	630	631	166	465
<u>Traffic</u>						
Capias	CA	5	15	15	3	12
Civil Violation	CV	1	1	1	1	-
Felony	F	3	11	11	3	8
Infraction	I	554	439	711	591	120
Misdemeanor	M	202	461	461	237	224
Show Cause	SC	5	12	12	5	7
Traffic Total		770	939	1,211	840	371
<u>Civil</u>						
Admin License	AL	9	0	9	9	-
Capias	CA	4	6	6	0	6
Detinue	DT	2	1	2	1	1
Garnishment	GA	38	6	47	41	6
Interrogatory	IN	0	17	19	2	17
Motion for Judgment	MJ	3	1	3	3	-
Other	OT	1	1	1	0	1
Prelim Prot Order	PP	9	9	18	9	9
Show Cause	SC	11	16	18	3	15
Unlawful Detainer	UD	15	18	21	11	10
Warrant in Debt	WD	152	162	192	146	46
Civil Total		244	237	336	225	111
Shenandoah Totals		1,191	1,806	2,178	1,231	947

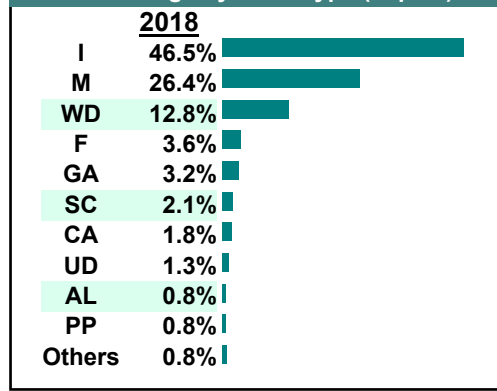
Calendared Filings with Top 12 Scheduled Times



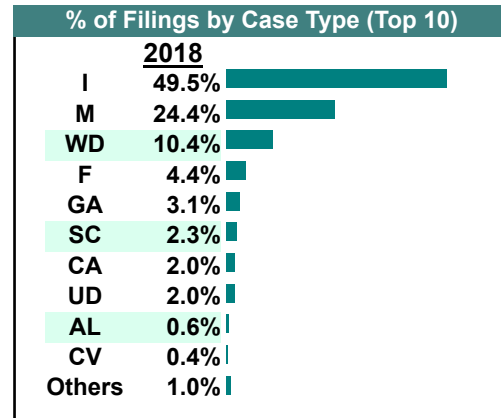
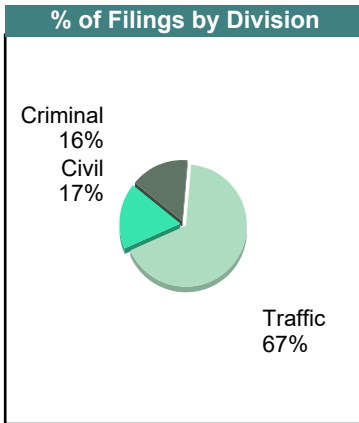
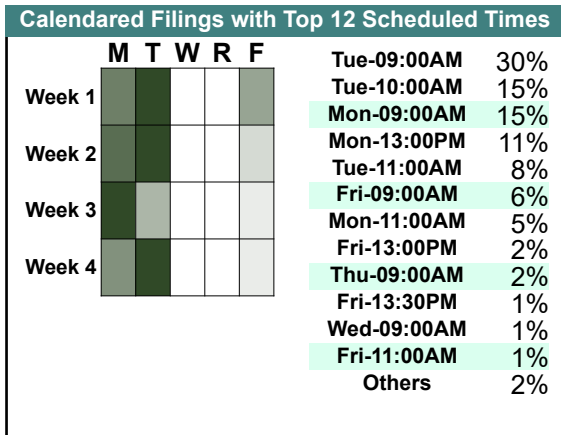
% of Filings by Division



% of Filings by Case Type (Top 10)



		<u>Filings</u>	<u>Hearings</u>	<u>Transactions</u>	<u>Concluded</u>	<u>Cont</u>
<u>Criminal</u>						
Capias	CA	12	32	32	12	20
Civil Violation	CV	4	8	8	3	5
Felony	F	44	193	193	51	142
Misdemeanor	M	83	362	368	93	275
Show Cause	SC	16	46	46	14	32
Criminal Total		159	641	647	173	474
<u>Traffic</u>						
Capias	CA	8	16	16	6	10
Felony	F	1	4	4	1	3
Infraction	I	506	406	662	529	133
Misdemeanor	M	167	398	398	198	200
Show Cause	SC	3	14	14	4	10
Traffic Total		685	838	1,094	738	356
<u>Civil</u>						
Abstract	AJ	1	0	1	1	-
Admin License	AL	6	0	6	6	-
Bond Forfeiture	BF	2	2	3	1	2
Capias	CA	0	1	2	1	1
Detinue	DT	1	0	1	1	-
Garnishment	GA	32	3	39	36	3
Impoundment	IM	2	0	2	2	-
Interrogatory	IN	2	14	30	16	14
Protective Order	PO	1	0	1	1	-
Prelim Prot Order	PP	1	3	5	2	3
Show Cause	SC	5	6	17	13	4
Unlawful Detainer	UD	20	19	28	20	8
Warrant in Debt	WD	106	83	127	102	25
Civil Total		179	131	262	202	60
Shenandoah Totals		1,023	1,610	2,003	1,113	890



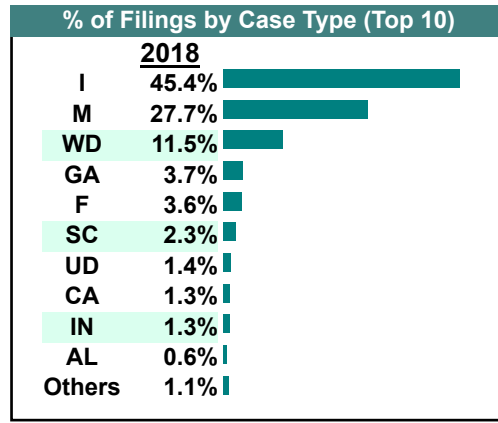
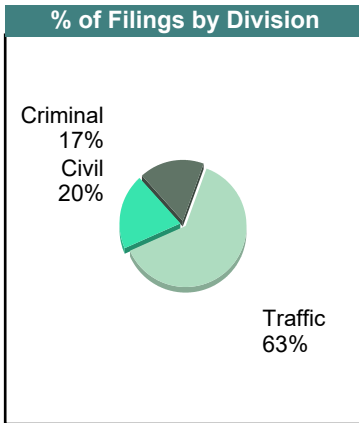
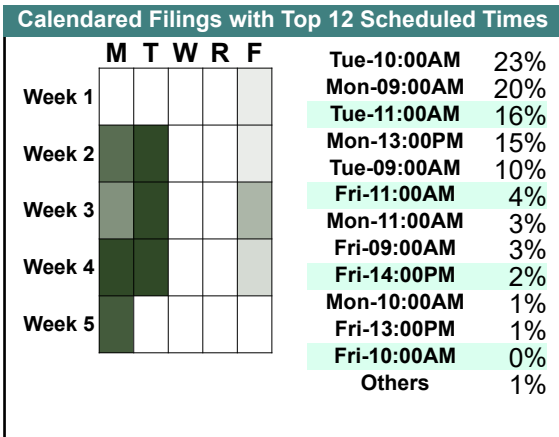
CASELOAD STATISTICS OF THE GENERAL DISTRICT COURTS

March 2018

Shenandoah

District: 26

		<u>Filings</u>	<u>Hearings</u>	<u>Transactions</u>	<u>Concluded</u>	<u>Cont</u>
<u>Criminal</u>						
Capias	CA	14	45	45	8	37
Civil Violation	CV	1	4	4	0	4
Felony	F	43	214	214	39	175
Misdemeanor	M	135	348	353	123	229
Show Cause	SC	15	46	46	16	30
Criminal Total		208	657	662	186	475
<u>Traffic</u>						
Capias	CA	2	8	8	3	5
Civil Violation	CV	2	2	2	2	-
Felony	F	0	4	4	4	-
Infraction	I	543	425	676	525	151
Misdemeanor	M	196	384	384	176	208
Show Cause	SC	6	13	13	8	5
Traffic Total		749	836	1,087	718	369
<u>Civil</u>						
Abstract	AJ	1	0	1	1	-
Admin License	AL	7	0	8	8	-
Bond Forfeiture	BF	2	2	4	2	2
Capias	CA	0	3	3	0	3
Detinue	DT	1	0	1	1	-
Garnishment	GA	44	10	55	45	10
Impoundment	IM	2	0	2	2	-
Interrogatory	IN	16	26	36	10	26
Prelim Prot Order	PP	4	3	4	1	3
Show Cause	SC	7	9	14	5	9
Unlawful Detainer	UD	17	18	26	23	3
Warrant in Debt	WD	137	132	180	132	48
Civil Total		238	203	334	230	104
Shenandoah Totals		1,195	1,696	2,083	1,134	948



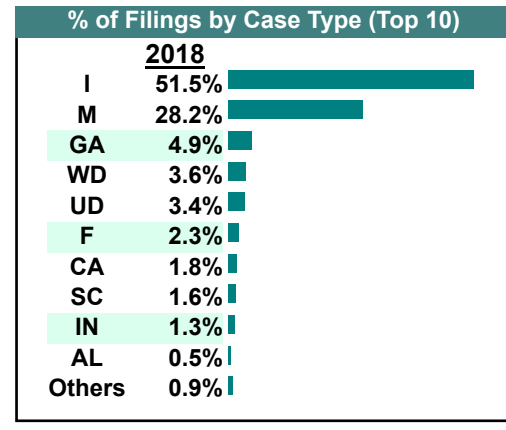
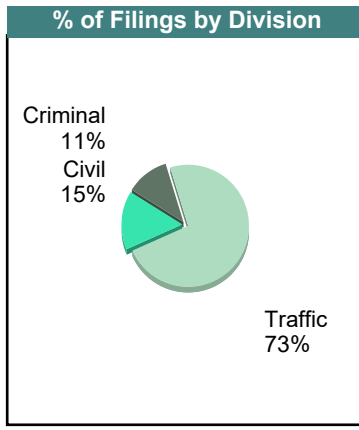
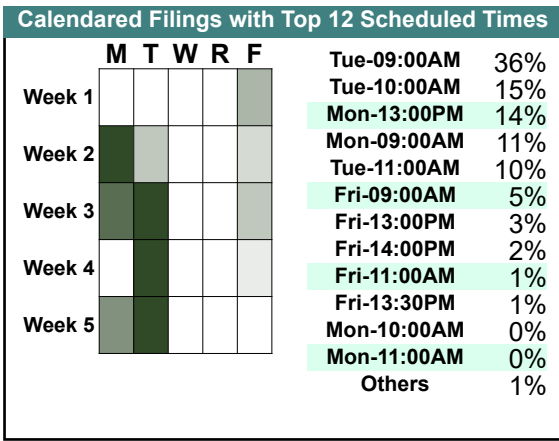
CASELOAD STATISTICS OF THE GENERAL DISTRICT COURTS

February 2018

Shenandoah

District: 26

		<u>Filings</u>	<u>Hearings</u>	<u>Transactions</u>	<u>Concluded</u>	<u>Cont</u>
<u>Criminal</u>						
Capias	CA	14	26	26	16	10
Civil Violation	CV	1	4	4	3	1
Felony	F	24	192	192	71	121
Misdemeanor	M	77	247	249	70	179
Show Cause	SC	9	41	41	19	22
Criminal Total		125	510	512	179	333
<u>Traffic</u>						
Capias	CA	4	17	17	8	9
Felony	F	1	9	9	3	6
Infraction	I	564	452	739	610	129
Misdemeanor	M	232	408	408	227	181
Show Cause	SC	1	7	7	4	3
Traffic Total		802	893	1,180	852	328
<u>Civil</u>						
Admin License	AL	5	1	5	4	1
Bond Forfeiture	BF	4	1	4	3	1
Capias	CA	2	3	4	1	3
Garnishment	GA	54	8	59	51	8
Impoundment	IM	1	0	1	1	-
Interrogatory	IN	14	24	37	13	24
Other	OT	3	1	3	2	1
Prelim Prot Order	PP	1	0	1	1	-
Show Cause	SC	8	17	32	15	17
Unlawful Detainer	UD	37	39	47	32	15
Warrant in Debt	WD	40	56	78	64	14
Civil Total		169	150	271	187	84
Shenandoah Totals		1,096	1,553	1,963	1,218	745



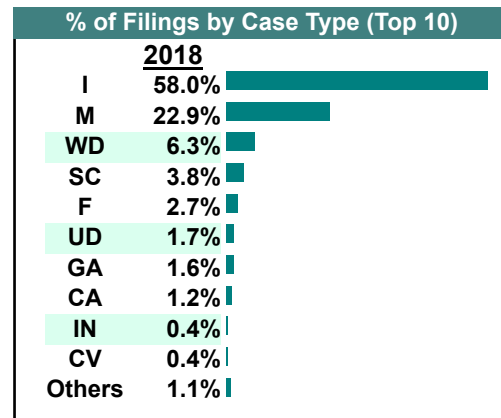
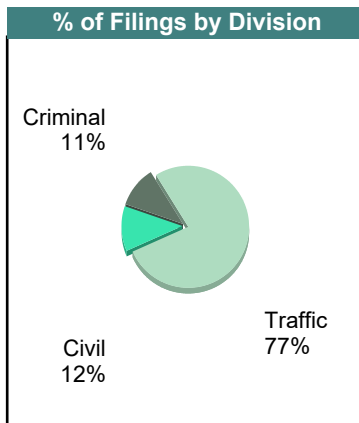
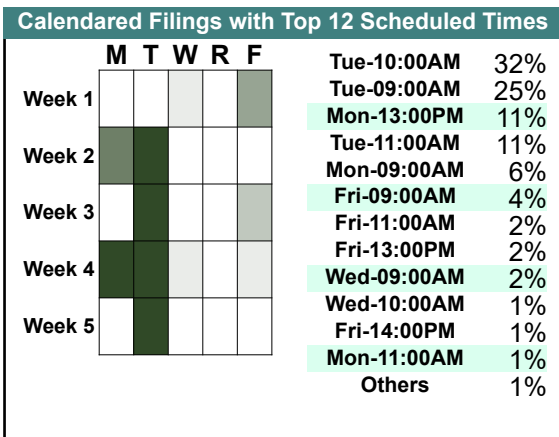
CASELOAD STATISTICS OF THE GENERAL DISTRICT COURTS

January 2018

Shenandoah

District: 26

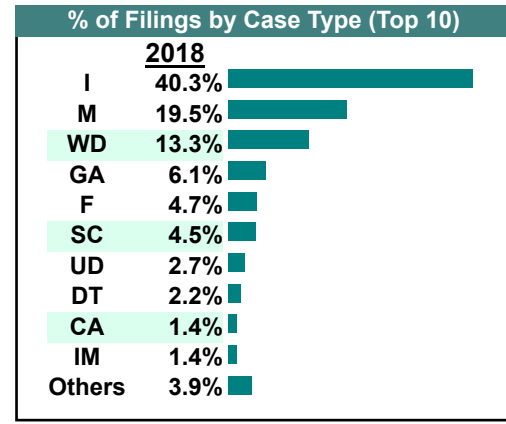
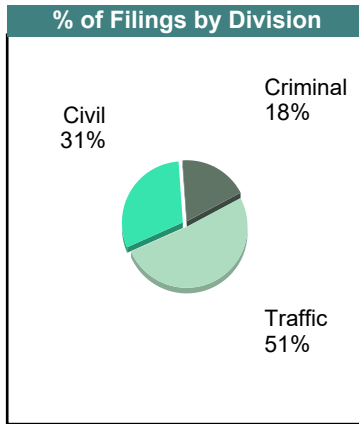
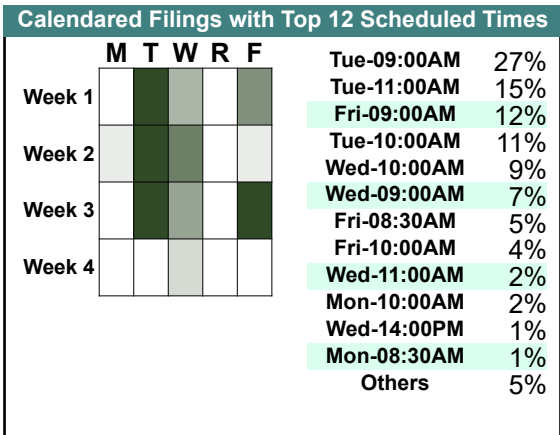
		<u>Filings</u>	<u>Hearings</u>	<u>Transactions</u>	<u>Concluded</u>	<u>Cont</u>
<u>Criminal</u>						
Capias	CA	10	27	27	12	15
Civil Violation	CV	5	9	9	6	3
Felony	F	36	167	167	18	149
Misdemeanor	M	66	386	388	217	171
Show Cause	SC	33	57	57	11	46
Criminal Total		150	646	648	264	384
<u>Traffic</u>						
Capias	CA	6	16	16	6	10
Felony	F	1	4	4	1	3
Infraction	I	800	559	949	772	177
Misdemeanor	M	250	446	446	224	222
Show Cause	SC	7	17	17	3	14
Traffic Total		1,064	1,042	1,432	1,006	426
<u>Civil</u>						
Admin License	AL	4	0	4	4	-
Bond Forfeiture	BF	3	2	5	4	1
Capias	CA	0	2	2	0	2
Detinue	DT	1	1	1	1	-
Garnishment	GA	22	6	26	20	6
Impoundment	IM	1	0	1	1	-
Interrogatory	IN	6	22	23	1	22
Other	OT	4	0	4	4	-
Protective Order	PO	2	0	2	2	-
Petition-Restore Arms	PR	0	0	1	1	-
Show Cause	SC	13	21	23	2	21
Unlawful Detainer	UD	23	24	34	26	8
Warrant in Debt	WD	87	93	111	71	40
Civil Total		166	171	237	137	100
Shenandoah Totals		1,380	1,859	2,317	1,407	910



CASELOAD STATISTICS OF THE GENERAL DISTRICT COURTS

December 2018

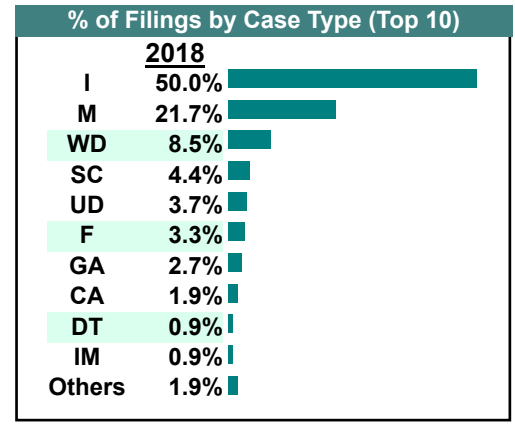
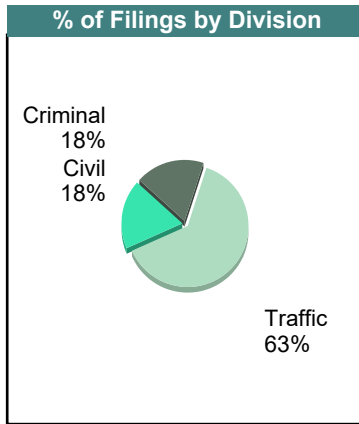
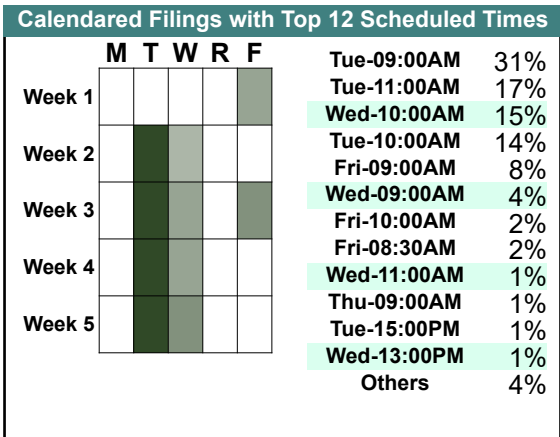
		<u>Filings</u>	<u>Hearings</u>	<u>Transactions</u>	<u>Concluded</u>	<u>Cont</u>
<u>Criminal</u>						
Capias	CA	3	15	15	7	8
Civil Violation	CV	7	16	16	9	7
Felony	F	43	111	111	38	73
Misdemeanor	M	103	280	282	129	153
Show Cause	SC	14	41	41	23	18
Criminal Total		170	463	465	206	259
<u>Traffic</u>						
Capias	CA	8	23	23	12	11
Felony	F	1	3	3	0	3
Infraction	I	374	232	430	373	57
Misdemeanor	M	78	184	184	91	93
Show Cause	SC	14	38	38	15	23
Traffic Total		475	480	678	491	187
<u>Civil</u>						
Admin License	AL	5	0	5	5	-
Bond Forfeiture	BF	2	1	2	1	1
Capias	CA	2	4	5	1	4
Counter Claim	CC	1	2	2	1	1
Detinue	DT	20	13	23	16	7
Garnishment	GA	57	8	64	56	8
Impoundment	IM	13	1	13	12	-
Interrogatory	IN	12	18	30	12	18
Overweight	OC	1	0	1	1	-
Other	OT	2	1	2	1	-
Protective Order	PO	2	1	3	2	-
Prelim Prot Order	PP	3	0	3	3	-
Show Cause	SC	14	20	26	6	20
Tenants Assertion	TA	1	2	2	0	2
Unlawful Detainer	UD	25	29	37	29	8
Warrant in Debt	WD	124	133	172	120	52
Civil Total		284	233	390	266	121
Warren Totals		929	1,176	1,533	963	567



CASELOAD STATISTICS OF THE GENERAL DISTRICT COURTS

November 2018

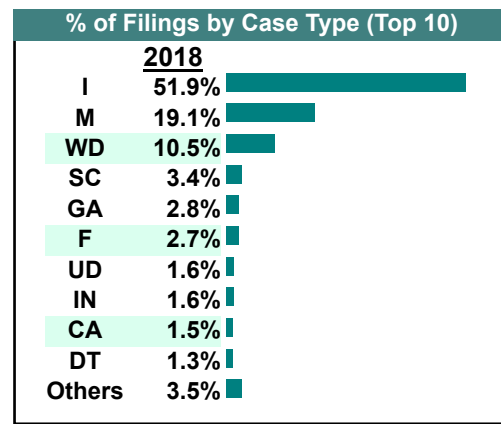
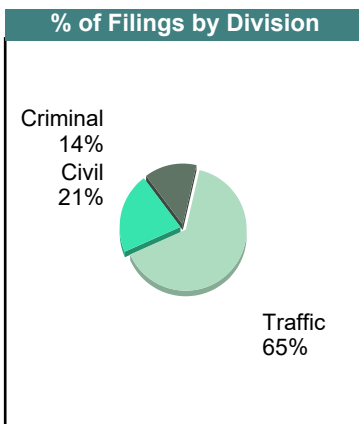
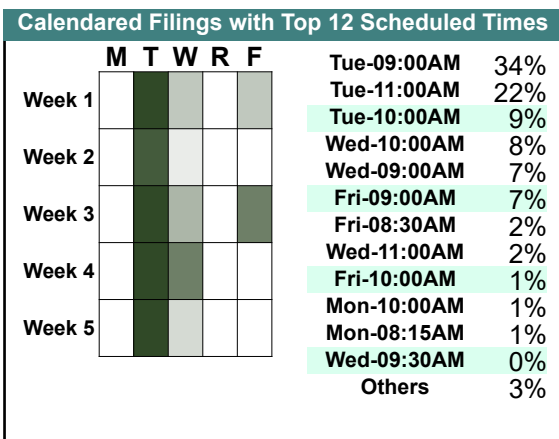
		<u>Filings</u>	<u>Hearings</u>	<u>Transactions</u>	<u>Concluded</u>	<u>Cont</u>
<u>Criminal</u>						
Capias	CA	15	41	41	21	20
Civil Violation	CV	6	17	17	8	9
Felony	F	30	129	129	49	80
Misdemeanor	M	96	237	240	90	150
Show Cause	SC	26	84	84	36	48
Criminal Total		173	508	511	204	307
<u>Traffic</u>						
Capias	CA	3	17	17	8	9
Felony	F	1	4	4	1	3
Infraction	I	475	284	523	475	48
Misdemeanor	M	110	216	216	121	95
Show Cause	SC	13	34	34	15	19
Traffic Total		602	555	794	620	174
<u>Civil</u>						
Abstract	AJ	1	0	1	1	-
Admin License	AL	6	0	6	6	-
Bond Forfeiture	BF	1	1	2	2	-
Counter Claim	CC	1	1	1	0	1
Detinue	DT	9	9	15	11	4
Garnishment	GA	26	2	28	26	2
Impoundment	IM	9	0	9	9	-
Interrogatory	IN	0	3	4	1	3
Overweight	OC	1	1	1	0	1
Other	OT	1	1	1	1	-
Prelim Prot Order	PP	1	0	1	1	-
Petition-Restore Arms	PR	0	0	1	1	-
Show Cause	SC	3	6	6	0	6
Tenants Assertion	TA	0	0	1	1	-
Unlawful Detainer	UD	35	28	46	34	12
Warrant in Debt	WD	81	118	148	88	60
Civil Total		175	170	271	182	89
Warren Totals		950	1,233	1,576	1,006	570



CASELOAD STATISTICS OF THE GENERAL DISTRICT COURTS

October 2018

		<u>Filings</u>	<u>Hearings</u>	<u>Transactions</u>	<u>Concluded</u>	<u>Cont</u>
<u>Criminal</u>						
Capias	CA	14	30	30	13	17
Civil Violation	CV	9	20	20	9	11
Felony	F	38	189	189	62	127
Misdemeanor	M	116	349	357	146	211
Show Cause	SC	21	52	52	20	32
Criminal Total		198	640	648	250	398
<u>Traffic</u>						
Capias	CA	5	19	19	6	13
Civil Violation	CV	0	1	1	1	-
Felony	F	0	3	3	1	2
Infraction	I	733	398	801	732	69
Misdemeanor	M	154	300	301	176	125
Show Cause	SC	21	41	41	12	29
Traffic Total		913	762	1,166	928	238
<u>Civil</u>						
Abstract	AJ	2	0	2	2	-
Admin License	AL	12	0	12	12	-
Bond Forfeiture	BF	2	1	2	1	1
Capias	CA	2	3	3	0	3
Detinue	DT	19	10	20	16	4
Garnishment	GA	40	4	44	40	4
Impoundment	IM	11	0	11	11	-
Interrogatory	IN	22	19	31	12	19
Other	OT	2	0	2	2	-
Protective Order	PO	5	2	7	5	2
Prelim Prot Order	PP	6	3	8	5	2
Petition-Restore Arms	PR	0	0	1	1	-
Show Cause	SC	6	9	11	2	9
Tenants Assertion	TA	0	1	1	0	1
Unlawful Detainer	UD	23	27	37	24	12
Warrant in Debt	WD	148	164	203	147	56
Civil Total		300	243	395	280	113
Warren Totals		1,411	1,645	2,209	1,458	749



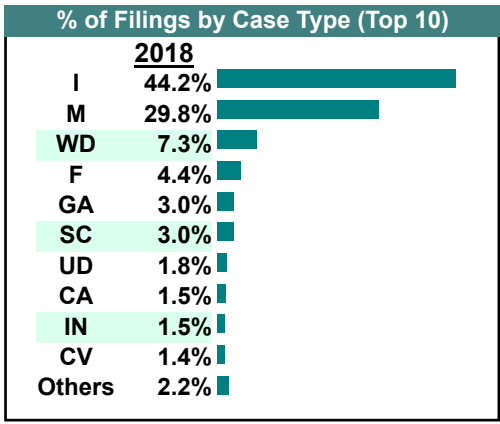
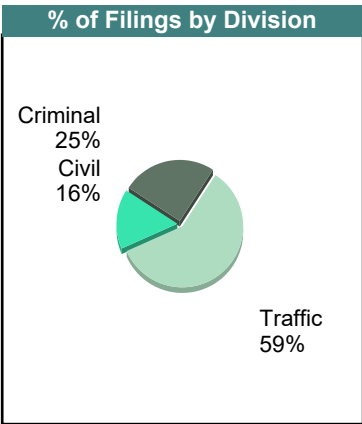
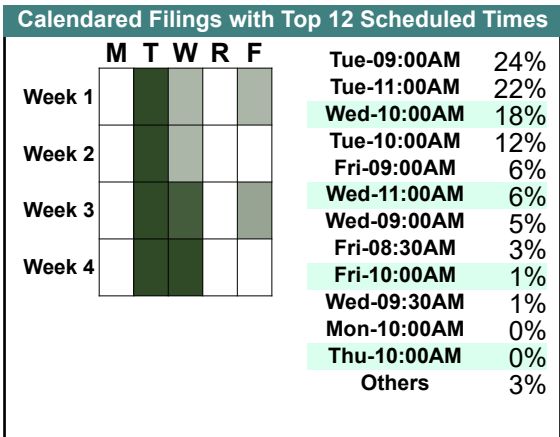
CASELOAD STATISTICS OF THE GENERAL DISTRICT COURTS

September 2018

Warren

District: 26

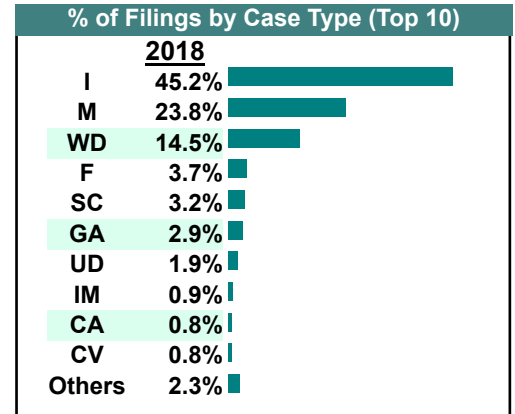
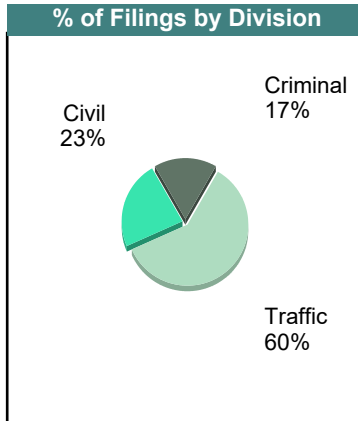
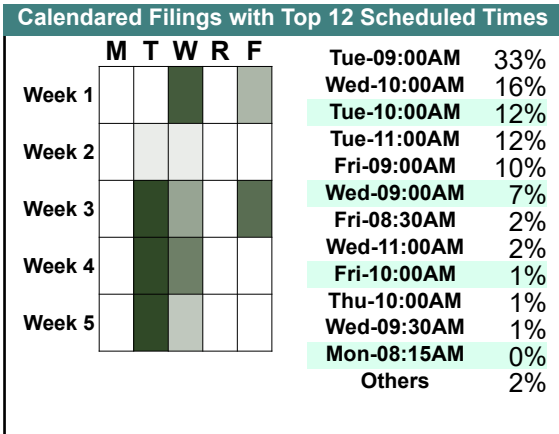
		<u>Filings</u>	<u>Hearings</u>	<u>Transactions</u>	<u>Concluded</u>	<u>Cont</u>
<u>Criminal</u>						
Capias	CA	11	32	32	12	20
Civil Violation	CV	15	18	18	9	9
Felony	F	55	140	140	46	94
Misdemeanor	M	201	362	373	161	212
Show Cause	SC	26	77	77	27	49
Criminal Total		308	629	640	255	384
<u>Traffic</u>						
Capias	CA	7	12	12	6	6
Civil Violation	CV	2	2	2	2	-
Felony	F	0	1	1	0	1
Infraction	I	548	339	615	556	59
Misdemeanor	M	169	278	278	168	110
Show Cause	SC	8	17	17	10	7
Traffic Total		734	649	925	742	183
<u>Civil</u>						
Abstract	AJ	2	0	2	2	-
Admin License	AL	6	0	6	6	-
Bond Forfeiture	BF	1	0	2	2	-
Capias	CA	1	1	1	0	1
Counter Claim	CC	0	1	1	0	-
Detinue	DT	3	2	5	5	-
Garnishment	GA	37	9	43	34	9
Impoundment	IM	10	0	10	10	-
Interrogatory	IN	18	9	21	12	9
Protective Order	PO	2	1	2	1	1
Prelim Prot Order	PP	2	0	2	2	-
Show Cause	SC	3	5	6	1	5
Tenants Assertion	TA	1	1	1	0	1
Unlawful Detainer	UD	22	23	30	23	6
Warrant in Debt	WD	90	105	166	125	41
Civil Total		198	157	298	223	73
Warren Totals		1,240	1,435	1,863	1,220	640



CASELOAD STATISTICS OF THE GENERAL DISTRICT COURTS

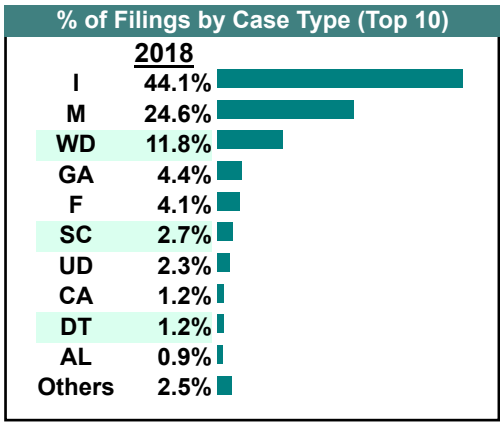
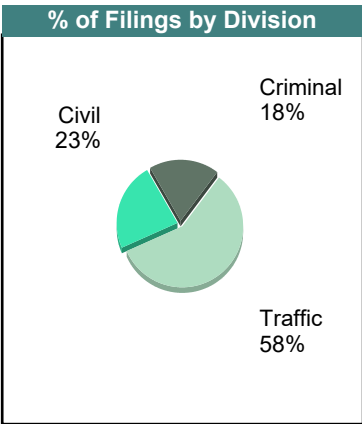
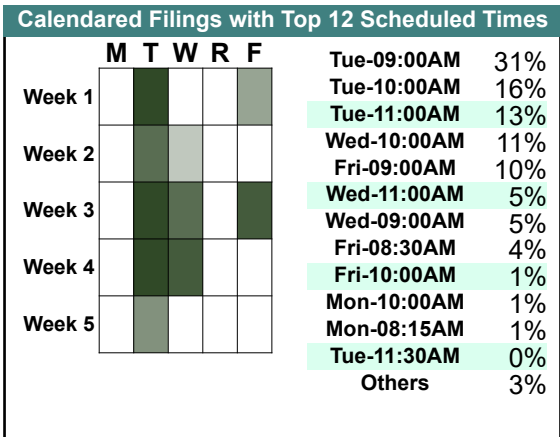
August 2018

		<u>Filings</u>	<u>Hearings</u>	<u>Transactions</u>	<u>Concluded</u>	<u>Cont</u>
<u>Criminal</u>						
Capias	CA	4	15	15	8	7
Civil Violation	CV	7	9	10	3	7
Felony	F	41	142	142	33	109
Misdemeanor	M	126	249	258	93	164
Show Cause	SC	11	37	37	12	25
Criminal Total		189	452	462	149	312
<u>Traffic</u>						
Capias	CA	5	15	15	5	10
Civil Violation	CV	2	2	3	1	2
Felony	F	1	6	6	4	2
Infraction	I	515	274	590	512	78
Misdemeanor	M	145	246	246	107	139
Show Cause	SC	15	30	30	14	16
Traffic Total		683	573	890	643	247
<u>Civil</u>						
Abstract	AJ	1	0	1	1	-
Admin License	AL	7	0	7	7	-
Bond Forfeiture	BF	1	2	2	1	1
Capias	CA	0	1	2	1	1
Counter Claim	CC	0	0	1	1	-
Detinue	DT	9	5	12	9	3
Garnishment	GA	33	4	35	31	4
Impoundment	IM	10	0	10	10	-
Interrogatory	IN	0	4	12	8	4
Protective Order	PO	2	1	6	5	1
Prelim Prot Order	PP	6	0	6	6	-
Show Cause	SC	11	3	12	9	3
Unlawful Detainer	UD	22	26	36	26	10
Warrant in Debt	WD	165	160	218	155	63
Civil Total		267	206	360	270	90
Warren Totals		1,139	1,231	1,712	1,062	649



July 2018

		<u>Filings</u>	<u>Hearings</u>	<u>Transactions</u>	<u>Concluded</u>	<u>Cont</u>
<u>Criminal</u>						
Capias	CA	6	19	19	6	13
Civil Violation	CV	3	5	5	1	4
Felony	F	41	124	124	33	91
Misdemeanor	M	133	252	264	119	145
Show Cause	SC	13	22	22	9	13
Criminal Total		196	422	434	168	266
<u>Traffic</u>						
Capias	CA	6	10	10	6	4
Civil Violation	CV	3	3	3	3	-
Felony	F	3	6	6	2	4
Infraction	I	469	271	517	443	74
Misdemeanor	M	129	219	219	107	112
Show Cause	SC	9	18	18	10	8
Traffic Total		619	527	773	571	202
<u>Civil</u>						
Admin License	AL	10	0	10	10	-
Bond Forfeiture	BF	1	0	1	1	-
Capias	CA	1	1	1	0	1
Counter Claim	CC	1	2	2	0	2
Detinue	DT	13	9	14	10	4
Garnishment	GA	47	2	49	47	2
Impoundment	IM	9	0	9	9	-
Interrogatory	IN	0	2	9	7	2
Other	OT	1	0	1	1	-
Protective Order	PO	4	3	4	1	3
Prelim Prot Order	PP	5	0	5	5	-
Petition-Restore Arms	PR	0	2	2	0	2
Show Cause	SC	7	1	10	9	1
Unlawful Detainer	UD	24	30	34	19	15
Warrant in Debt	WD	126	144	175	111	64
Civil Total		249	196	326	230	96
Warren Totals		1,064	1,145	1,533	969	564

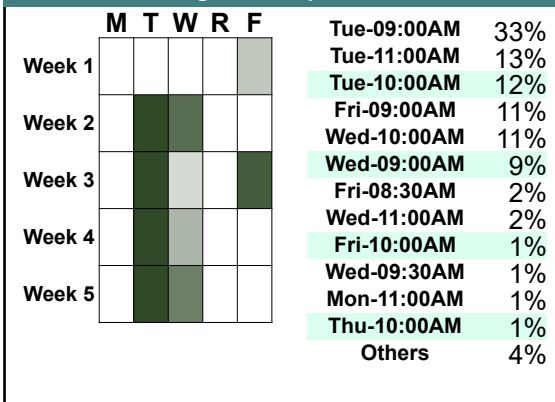


CASELOAD STATISTICS OF THE GENERAL DISTRICT COURTS

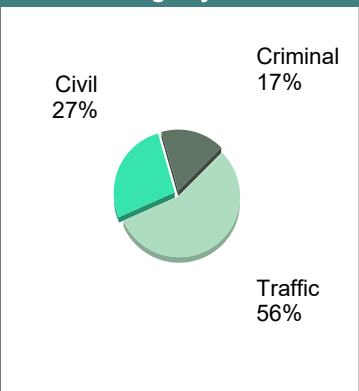
June 2018

		<u>Filings</u>	<u>Hearings</u>	<u>Transactions</u>	<u>Concluded</u>	<u>Cont</u>
<u>Criminal</u>						
Capias	CA	6	33	33	12	21
Civil Violation	CV	0	6	6	4	2
Felony	F	33	137	137	42	95
Misdemeanor	M	100	207	211	81	130
Show Cause	SC	18	79	79	27	52
Criminal Total		157	462	466	166	300
<u>Traffic</u>						
Capias	CA	4	8	8	4	4
Felony	F	4	8	8	1	7
Infraction	I	414	234	474	433	41
Misdemeanor	M	84	176	176	87	89
Show Cause	SC	12	21	21	9	12
Traffic Total		518	447	687	534	153
<u>Civil</u>						
Abstract	AJ	1	0	1	1	-
Admin License	AL	11	0	11	11	-
Bond Forfeiture	BF	2	1	2	1	1
Detinue	DT	6	5	7	6	1
Garnishment	GA	26	1	33	32	1
Impoundment	IM	10	0	10	10	-
Interrogatory	IN	18	10	19	9	10
Overweight	OC	1	0	1	1	-
Protective Order	PO	2	0	2	2	-
Prelim Prot Order	PP	4	0	4	4	-
Petition-Restore Arms	PR	0	2	2	0	2
Show Cause	SC	3	2	4	4	-
Unlawful Detainer	UD	21	16	25	19	6
Warrant in Debt	WD	146	164	206	142	64
Civil Total		251	201	327	242	85
Warren Totals		926	1,110	1,480	942	538

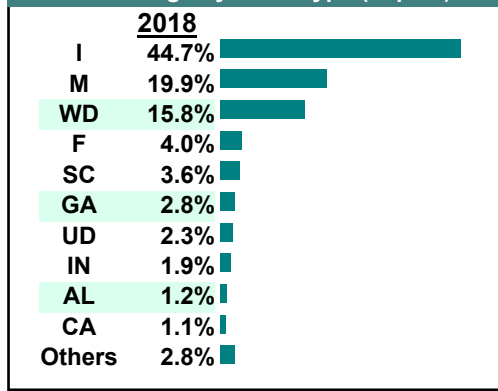
Calendared Filings with Top 12 Scheduled Times



% of Filings by Division



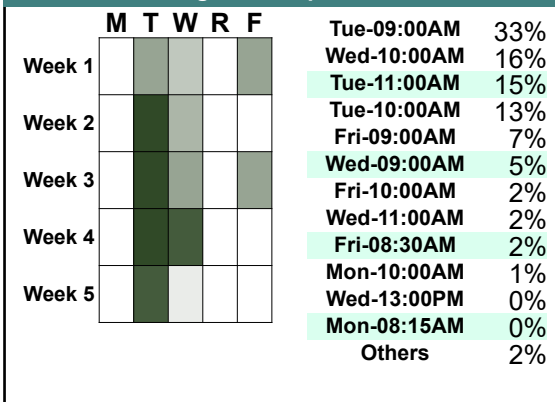
% of Filings by Case Type (Top 10)



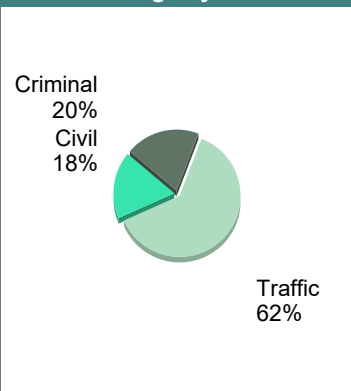
May 2018

		<u>Filings</u>	<u>Hearings</u>	<u>Transactions</u>	<u>Concluded</u>	<u>Cont</u>
<u>Criminal</u>						
Capias	CA	15	44	44	12	32
Civil Violation	CV	3	5	5	1	4
Felony	F	62	160	160	49	111
Misdemeanor	M	108	242	250	121	129
Show Cause	SC	21	73	73	21	52
Criminal Total		209	524	532	204	328
<u>Traffic</u>						
Capias	CA	6	12	12	2	10
Felony	F	0	3	3	3	-
Infraction	I	482	281	530	463	67
Misdemeanor	M	161	251	251	144	107
Show Cause	SC	9	18	18	9	9
Traffic Total		658	565	814	621	193
<u>Civil</u>						
Admin License	AL	6	0	6	6	-
Bond Forfeiture	BF	1	0	1	1	-
Counter Claim	CC	1	1	1	0	1
Detinue	DT	8	8	10	8	2
Garnishment	GA	20	6	33	27	6
Impoundment	IM	10	0	10	10	-
Interrogatory	IN	10	8	21	13	8
Other	OT	1	1	3	2	1
Protective Order	PO	1	0	1	1	-
Prelim Prot Order	PP	2	0	2	2	-
Petition-Restore Arms	PR	1	1	1	0	1
Show Cause	SC	8	5	17	13	4
Unlawful Detainer	UD	30	34	47	32	15
Warrant in Debt	WD	87	92	130	97	33
Civil Total		186	156	283	212	71
Warren Totals		1,053	1,245	1,629	1,037	592

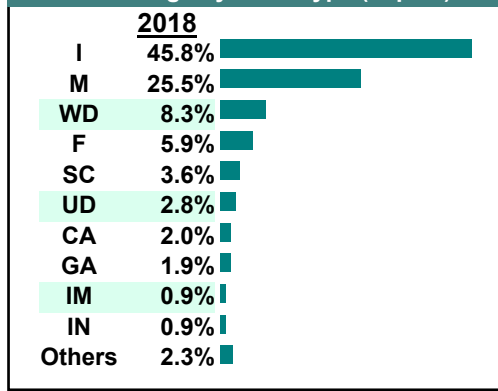
Calendared Filings with Top 12 Scheduled Times



% of Filings by Division

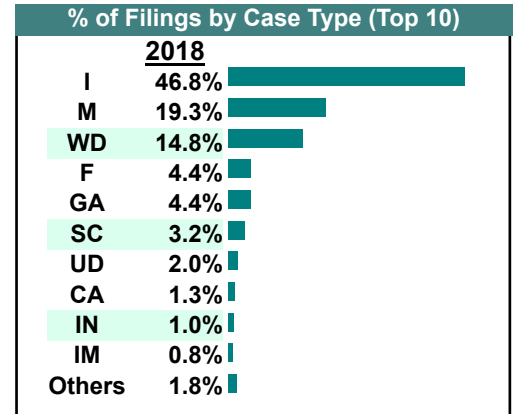
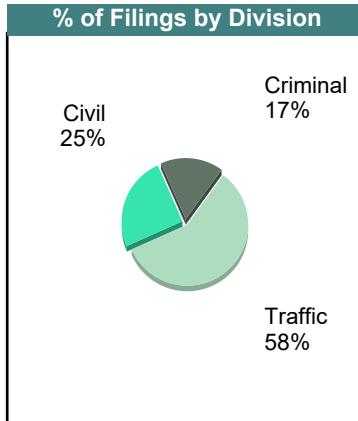
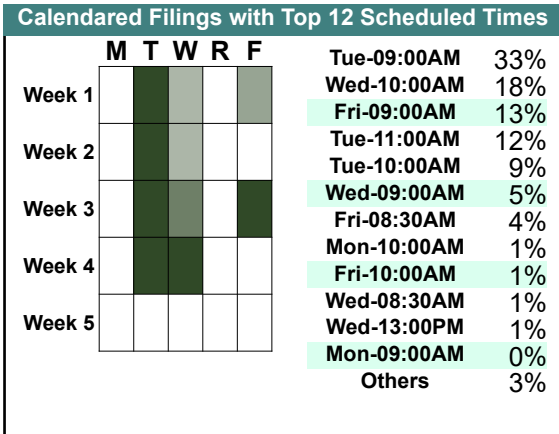


% of Filings by Case Type (Top 10)



April 2018

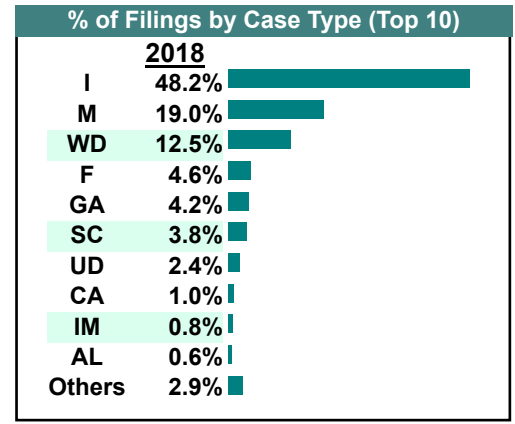
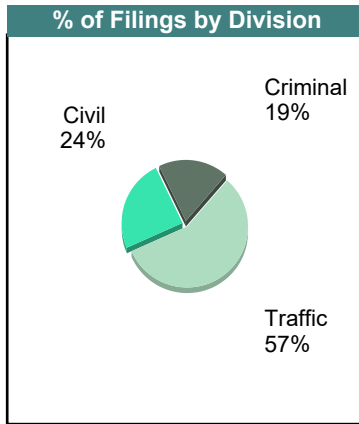
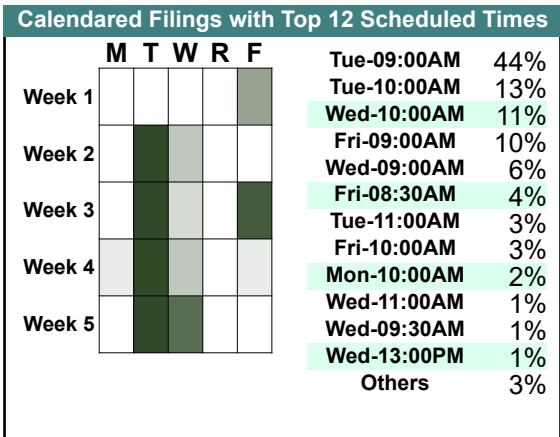
		<u>Filings</u>	<u>Hearings</u>	<u>Transactions</u>	<u>Concluded</u>	<u>Cont</u>
<u>Criminal</u>						
Capias	CA	10	38	38	14	24
Civil Violation	CV	2	13	13	8	5
Felony	F	42	164	164	69	95
Misdemeanor	M	88	264	273	147	126
Show Cause	SC	18	69	69	25	44
Criminal Total		160	548	557	263	294
<u>Traffic</u>						
Capias	CA	3	9	9	4	5
Felony	F	1	8	8	3	5
Infraction	I	453	271	519	470	49
Misdemeanor	M	99	205	205	121	84
Show Cause	SC	8	17	17	5	12
Traffic Total		564	510	758	603	155
<u>Civil</u>						
Abstract	AJ	2	0	2	2	-
Admin License	AL	6	0	6	6	-
Bond Forfeiture	BF	1	2	4	3	1
Counter Claim	CC	0	1	2	1	1
Detinue	DT	3	4	6	3	3
Garnishment	GA	43	9	49	40	9
Impoundment	IM	8	0	8	8	-
Interrogatory	IN	10	10	18	8	10
Other	OT	1	0	1	1	-
Protective Order	PO	1	0	1	1	-
Prelim Prot Order	PP	1	0	1	1	-
Petition-Restore Arms	PR	0	0	1	1	-
Show Cause	SC	5	7	8	1	7
Unlawful Detainer	UD	19	19	22	14	8
Warrant in Debt	WD	143	152	203	136	67
Civil Total		243	204	332	226	106
Warren Totals		967	1,262	1,647	1,092	555



CASELOAD STATISTICS OF THE GENERAL DISTRICT COURTS

March 2018

		<u>Filings</u>	<u>Hearings</u>	<u>Transactions</u>	<u>Concluded</u>	<u>Cont</u>
<u>Criminal</u>						
Capias	CA	8	29	29	8	21
Civil Violation	CV	3	9	9	2	7
Felony	F	44	173	173	44	129
Misdemeanor	M	105	240	247	90	157
Show Cause	SC	20	67	67	15	52
Criminal Total		180	518	525	159	366
<u>Traffic</u>						
Capias	CA	1	8	8	4	4
Felony	F	0	6	6	3	3
Infraction	I	462	281	531	481	50
Misdemeanor	M	77	178	179	88	91
Show Cause	SC	5	12	12	6	6
Traffic Total		545	485	736	582	154
<u>Civil</u>						
Abstract	AJ	3	0	3	3	-
Admin License	AL	6	0	6	6	-
Bond Forfeiture	BF	4	7	10	3	6
Capias	CA	1	0	1	1	-
Counter Claim	CC	1	1	2	1	1
Garnishment	GA	40	9	42	33	9
Impoundment	IM	8	0	8	8	-
Interrogatory	IN	6	9	23	14	9
Overweight	OC	1	0	2	2	-
Other	OT	4	1	4	3	1
Protective Order	PO	2	0	2	2	-
Prelim Prot Order	PP	4	0	4	4	-
Petition-Restore Arms	PR	0	1	1	0	1
Show Cause	SC	11	5	20	15	5
Unlawful Detainer	UD	23	23	34	29	5
Warrant in Debt	WD	120	152	191	125	66
Civil Total		234	208	353	249	103
Warren Totals		959	1,211	1,614	990	623



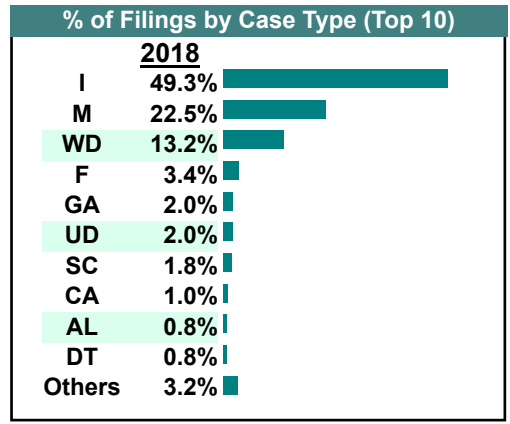
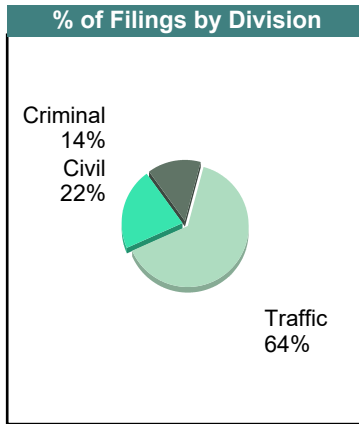
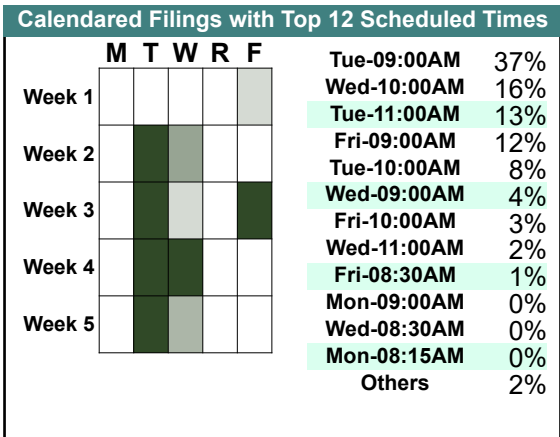
CASELOAD STATISTICS OF THE GENERAL DISTRICT COURTS

February 2018

Warren

District: 26

		<u>Filings</u>	<u>Hearings</u>	<u>Transactions</u>	<u>Concluded</u>	<u>Cont</u>
<u>Criminal</u>						
Capias	CA	8	21	21	7	14
Civil Violation	CV	6	7	7	2	5
Felony	F	31	109	109	45	64
Misdemeanor	M	91	202	206	83	123
Show Cause	SC	10	54	54	12	42
Criminal Total		146	393	397	149	248
<u>Traffic</u>						
Capias	CA	2	9	9	4	5
Civil Violation	CV	1	1	1	1	-
Felony	F	5	8	8	0	8
Infraction	I	515	296	564	488	76
Misdemeanor	M	144	212	212	111	101
Show Cause	SC	4	17	17	10	7
Traffic Total		671	543	811	614	197
<u>Civil</u>						
Abstract	AJ	4	0	4	4	-
Admin License	AL	8	1	8	7	-
Bond Forfeiture	BF	2	1	4	3	1
Counter Claim	CC	2	2	3	1	2
Detinue	DT	8	6	9	7	2
Garnishment	GA	21	5	27	22	5
Impoundment	IM	6	0	6	6	-
Interrogatory	IN	6	9	13	4	9
Overweight	OC	2	0	2	2	-
Other	OT	2	0	2	2	-
Protective Order	PO	2	0	4	4	-
Petition-Restore Arms	PR	0	1	1	0	1
Show Cause	SC	5	7	10	3	7
Unlawful Detainer	UD	21	24	36	27	9
Warrant in Debt	WD	138	151	190	139	50
Civil Total		227	207	319	231	86
Warren Totals		1,044	1,143	1,527	994	531



CASELOAD STATISTICS OF THE GENERAL DISTRICT COURTS

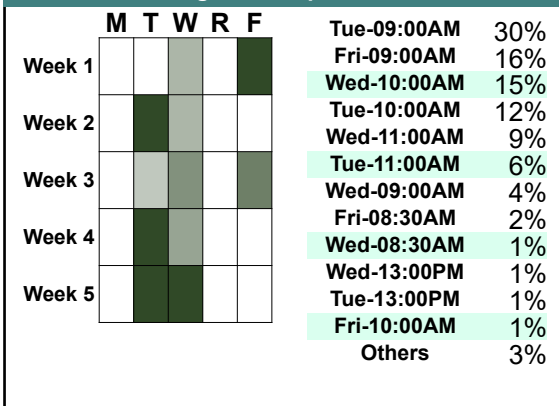
January 2018

Warren

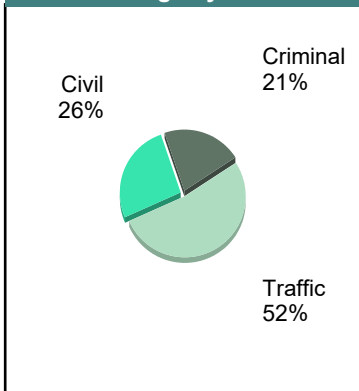
District: 26

		<u>Filings</u>	<u>Hearings</u>	<u>Transactions</u>	<u>Concluded</u>	<u>Cont</u>
<u>Criminal</u>						
Capias	CA	7	22	22	8	14
Civil Violation	CV	3	7	7	1	6
Felony	F	71	155	155	38	117
Misdemeanor	M	146	291	297	136	161
Show Cause	SC	19	56	56	16	40
Criminal Total		246	531	537	199	338
<u>Traffic</u>						
Capias	CA	4	10	10	4	6
Felony	F	1	3	3	0	3
Infraction	I	496	288	537	480	57
Misdemeanor	M	106	177	177	106	71
Show Cause	SC	1	11	11	3	8
Traffic Total		608	489	738	593	145
<u>Civil</u>						
Abstract	AJ	1	1	1	1	-
Admin License	AL	10	0	11	11	-
Bond Forfeiture	BF	3	3	5	2	3
Detinue	DT	4	3	5	4	1
Garnishment	GA	27	3	33	30	3
Impoundment	IM	26	0	26	26	-
Interrogatory	IN	16	11	20	9	10
Other	OT	5	2	5	3	-
Protective Order	PO	5	2	5	3	2
Prelim Prot Order	PP	3	0	3	3	-
Petition-Restore Arms	PR	0	2	2	0	2
Show Cause	SC	1	2	6	4	2
Unlawful Detainer	UD	33	36	48	26	22
Warrant in Debt	WD	171	177	214	150	63
Civil Total		305	242	384	272	108
Warren Totals		1,159	1,262	1,659	1,064	591

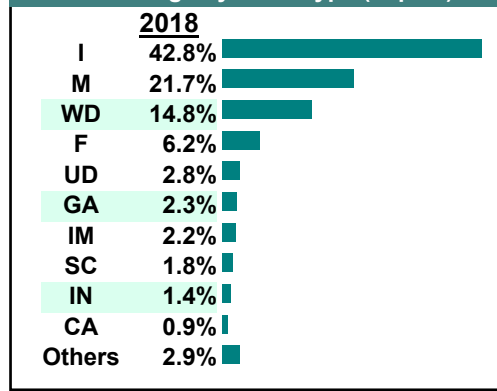
Calendared Filings with Top 12 Scheduled Times



% of Filings by Division



% of Filings by Case Type (Top 10)



CASELOAD STATISTICS OF THE GENERAL DISTRICT COURTS


December 2018

Winchester

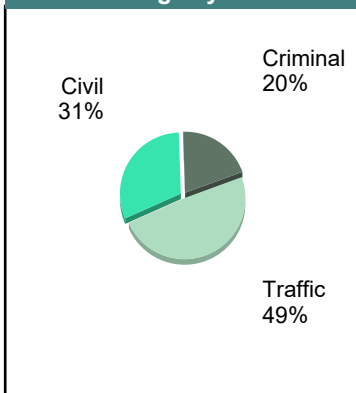
District: 26

		Filings	Hearings	Transactions	Concluded	Cont
<u>Criminal</u>						
Capias	CA	23	50	50	24	26
Civil Violation	CV	4	9	9	3	6
Felony	F	42	118	119	29	90
Misdemeanor	M	108	283	300	149	151
Show Cause	SC	6	31	31	18	13
Criminal Total		183	491	509	223	286
<u>Traffic</u>						
Capias	CA	6	17	17	5	12
Felony	F	2	2	2	0	2
Infraction	I	341	235	388	353	35
Misdemeanor	M	85	167	167	89	78
Other	O	14	11	14	14	-
Show Cause	SC	1	5	5	3	2
Traffic Total		449	437	593	464	129
<u>Civil</u>						
Admin License	AL	9	0	9	9	-
Detinue	DT	13	16	34	25	9
Garnishment	GA	137	29	177	148	29
Interrogatory	IN	0	0	3	3	-
Other	OT	2	1	3	3	-
Protective Order	PO	0	1	1	0	1
Prelim Prot Order	PP	1	0	1	1	-
Show Cause	SC	0	0	1	1	-
Unlawful Detainer	UD	37	59	82	63	19
Warrant in Debt	WD	83	127	146	89	57
Zoning Viol	ZO	4	11	13	6	7
Civil Total		286	244	470	348	122
Winchester Totals		918	1,172	1,572	1,035	537

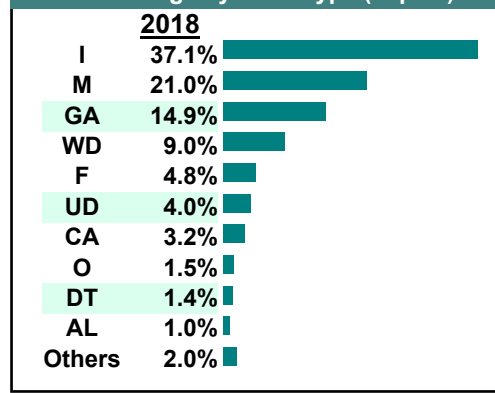
Calendared Filings with Top 12 Scheduled Times



% of Filings by Division



% of Filings by Case Type (Top 10)



CASELOAD STATISTICS OF THE GENERAL DISTRICT COURTS

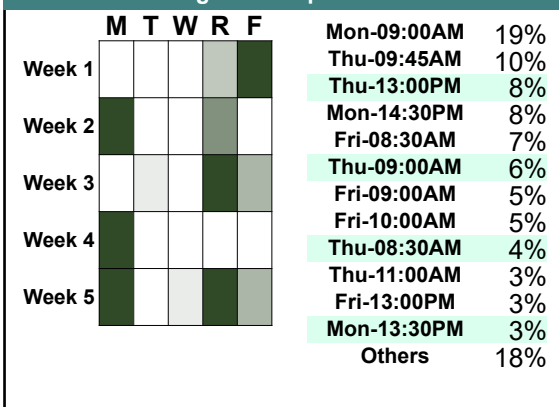
November 2018

Winchester

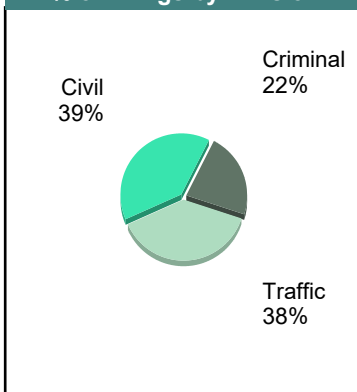
District: 26

		<u>Filings</u>	<u>Hearings</u>	<u>Transactions</u>	<u>Concluded</u>	<u>Cont</u>
<u>Criminal</u>						
Capias	CA	27	81	81	38	43
Civil Violation	CV	1	6	6	3	3
Felony	F	39	144	144	46	98
Misdemeanor	M	113	292	304	136	168
Motion	MO	2	2	2	2	-
Show Cause	SC	12	40	40	20	20
Criminal Total		194	565	577	245	332
<u>Traffic</u>						
Capias	CA	3	11	11	2	9
Civil Violation	CV	0	1	1	1	-
Felony	F	0	1	1	1	-
Infraction	I	226	151	270	225	45
Misdemeanor	M	80	170	170	85	85
Other	O	19	20	21	21	-
Show Cause	SC	6	9	9	3	6
Traffic Total		334	363	483	338	145
<u>Civil</u>						
Admin License	AL	26	0	26	26	-
Detinue	DT	22	26	31	13	18
Garnishment	GA	96	36	115	79	36
Impoundment	IM	1	0	1	1	-
Interrogatory	IN	0	1	1	0	1
Other	OT	1	0	1	1	-
Protective Order	PO	2	1	3	2	1
Prelim Prot Order	PP	1	0	1	1	-
Unlawful Detainer	UD	78	73	96	48	48
Warrant in Debt	WD	109	142	167	86	81
Zoning Viol	ZO	5	7	7	3	4
Civil Total		341	286	449	260	189
Winchester Totals		869	1,214	1,509	843	666

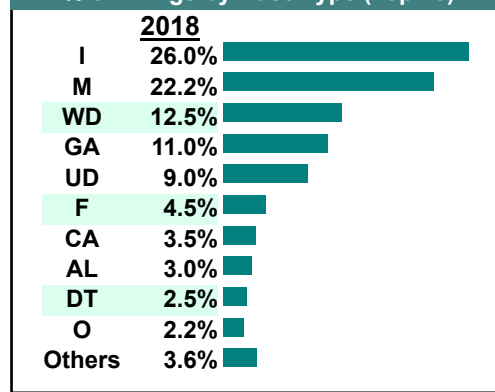
Calendared Filings with Top 12 Scheduled Times



% of Filings by Division



% of Filings by Case Type (Top 10)



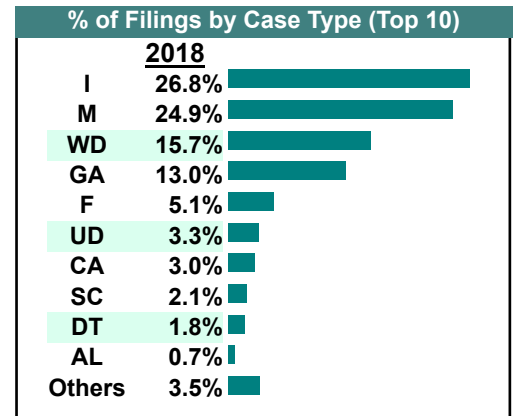
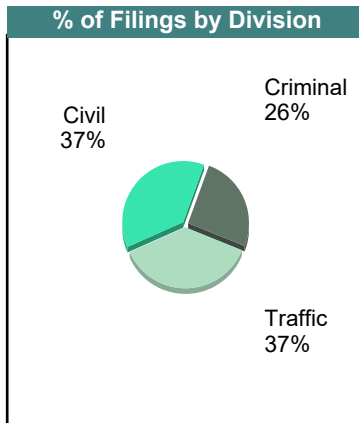
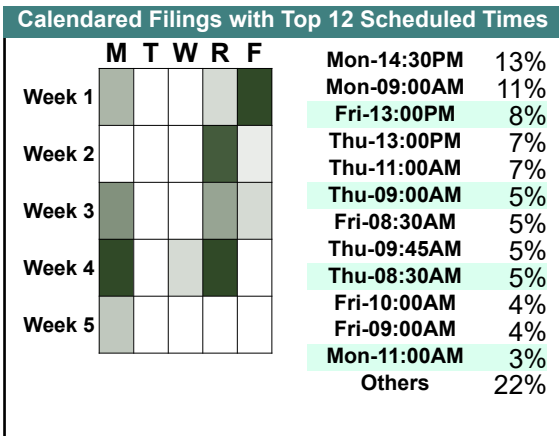
CASELOAD STATISTICS OF THE GENERAL DISTRICT COURTS

October 2018

Winchester

District: 26

		Filings	Hearings	Transactions	Concluded	Cont
<u>Criminal</u>						
Capias	CA	28	76	76	36	40
Civil Violation	CV	6	8	8	7	1
Felony	F	54	162	162	65	97
Misdemeanor	M	182	455	473	252	221
Motion	MO	1	1	1	1	-
Show Cause	SC	12	29	29	12	17
Criminal Total		283	731	749	373	376
<u>Traffic</u>						
Capias	CA	5	22	22	9	13
Felony	F	2	8	8	5	3
Infraction	I	296	201	353	312	41
Misdemeanor	M	93	206	206	93	113
Other	O	7	7	7	5	2
Restricted O/L	RL	1	1	1	1	-
Show Cause	SC	6	11	11	4	7
Traffic Total		410	456	608	429	179
<u>Civil</u>						
Abstract	AJ	1	0	1	1	-
Admin License	AL	8	0	8	8	-
Bond Forfeiture	BF	0	1	2	1	1
Detinue	DT	20	23	28	15	13
Garnishment	GA	144	30	181	151	30
Interrogatory	IN	1	2	4	2	2
Protective Order	PO	6	1	6	5	-
Prelim Prot Order	PP	8	0	8	8	-
Show Cause	SC	5	2	5	3	2
Unlawful Detainer	UD	37	36	65	50	15
Warrant in Debt	WD	174	184	232	165	67
Zoning Viol	ZO	8	9	12	4	8
Civil Total		412	288	552	413	138
Winchester Totals		1,105	1,475	1,909	1,215	693



CASELOAD STATISTICS OF THE GENERAL DISTRICT COURTS


September 2018

Winchester

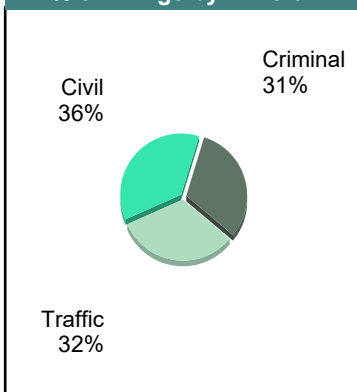
District: 26

		<u>Filings</u>	<u>Hearings</u>	<u>Transactions</u>	<u>Concluded</u>	<u>Cont</u>
<u>Criminal</u>						
Capias	CA	33	81	81	33	48
Civil Violation	CV	0	3	3	2	1
Felony	F	25	164	164	72	92
Misdemeanor	M	179	364	380	157	223
Motion	MO	2	2	2	2	-
Show Cause	SC	11	30	30	8	22
Criminal Total		250	644	660	274	386
<u>Traffic</u>						
Capias	CA	7	12	12	4	8
Felony	F	0	2	2	1	1
Infraction	I	173	138	213	172	41
Misdemeanor	M	67	128	128	56	72
Other	O	8	9	9	9	-
Show Cause	SC	3	5	5	3	2
Traffic Total		258	294	369	245	124
<u>Civil</u>						
Abstract	AJ	1	0	1	1	-
Admin License	AL	13	0	13	13	-
Bond Forfeiture	BF	4	3	4	1	3
Detinue	DT	10	13	26	18	8
Garnishment	GA	91	27	121	94	27
Impoundment	IM	2	0	2	2	-
Interrogatory	IN	1	1	2	1	1
Protective Order	PO	3	2	4	2	2
Prelim Prot Order	PP	2	0	2	2	-
Unlawful Detainer	UD	59	52	77	54	23
Warrant in Debt	WD	104	140	168	124	44
Zoning Viol	ZO	0	1	1	0	1
Civil Total		290	239	421	312	109
Winchester Totals		798	1,177	1,450	831	619

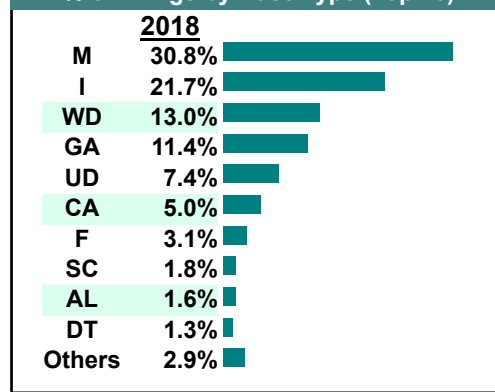
Calendared Filings with Top 12 Scheduled Times



% of Filings by Division



% of Filings by Case Type (Top 10)



CASELOAD STATISTICS OF THE GENERAL DISTRICT COURTS

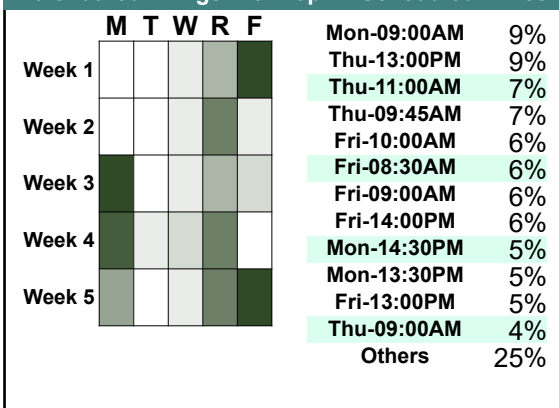
August 2018

Winchester

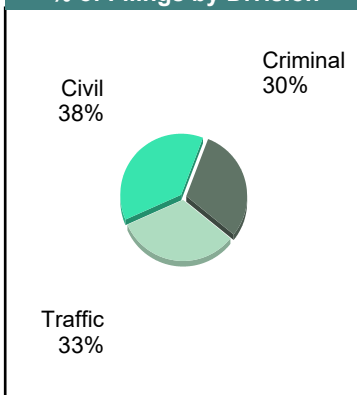
District: 26

		<u>Filings</u>	<u>Hearings</u>	<u>Transactions</u>	<u>Concluded</u>	<u>Cont</u>
<u>Criminal</u>						
Capias	CA	40	96	96	46	50
Civil Violation	CV	4	8	8	2	6
Felony	F	43	194	194	68	126
Misdemeanor	M	216	429	449	207	242
Motion	MO	7	7	7	7	-
Show Cause	SC	14	34	34	16	18
Criminal Total		324	768	788	346	442
<u>Traffic</u>						
Capias	CA	6	21	21	10	11
Felony	F	0	3	3	0	3
Infraction	I	246	186	303	258	45
Misdemeanor	M	96	189	189	106	83
Other	O	4	4	4	4	-
Show Cause	SC	2	4	4	2	2
Traffic Total		354	407	524	380	144
<u>Civil</u>						
Admin License	AL	11	0	11	11	-
Bond Forfeiture	BF	0	0	1	1	-
Detinue	DT	20	17	21	7	14
Garnishment	GA	116	32	135	103	32
Impoundment	IM	2	0	2	2	-
Interrogatory	IN	0	1	1	0	1
Other	OT	3	1	3	2	1
Protective Order	PO	2	0	3	3	-
Prelim Prot Order	PP	6	0	6	6	-
Show Cause	SC	1	1	3	2	1
Tenants Assertion	TA	0	1	2	1	1
Unlawful Detainer	UD	73	75	100	64	36
Warrant in Debt	WD	169	173	208	158	50
Zoning Viol	ZO	4	3	4	2	2
Civil Total		407	304	500	362	138
Winchester Totals		1,085	1,479	1,812	1,088	724

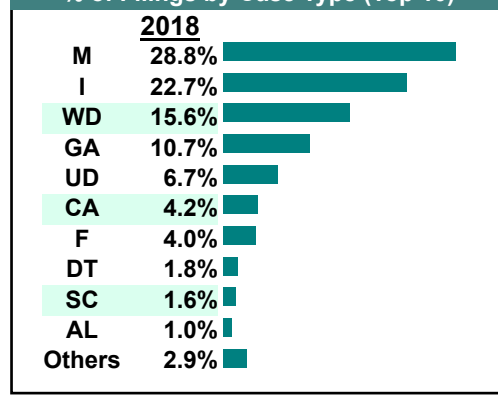
Calendared Filings with Top 12 Scheduled Times



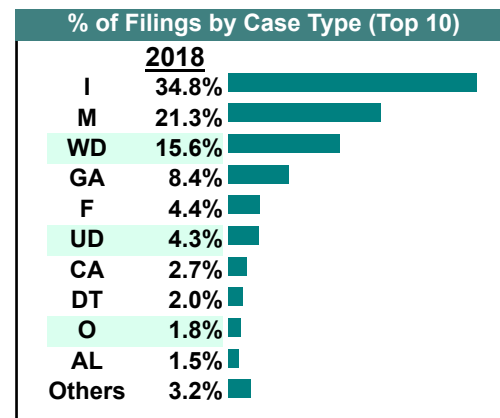
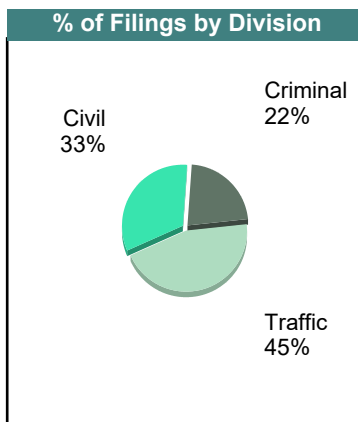
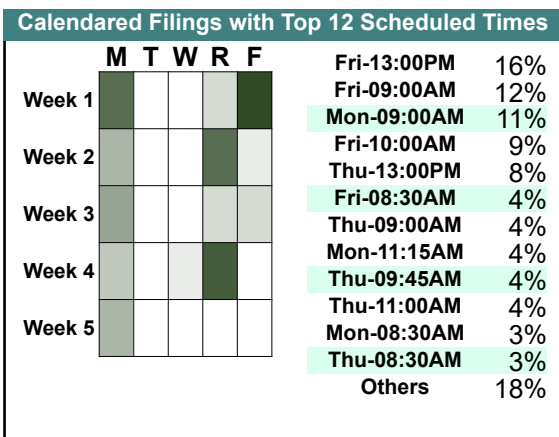
% of Filings by Division



% of Filings by Case Type (Top 10)

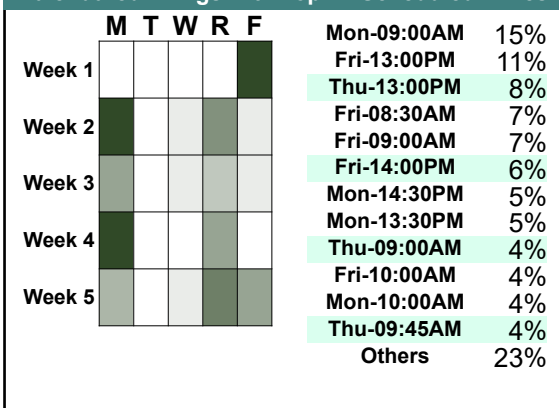


		Filings	Hearings	Transactions	Concluded	Cont
<u>Criminal</u>						
Capias	CA	24	65	65	23	42
Civil Violation	CV	5	6	6	1	5
Felony	F	47	176	176	51	125
Misdemeanor	M	149	317	332	131	201
Motion	MO	4	4	4	4	-
Show Cause	SC	13	39	39	7	32
Criminal Total		242	607	622	217	405
<u>Traffic</u>						
Capias	CA	5	12	12	7	5
Felony	F	1	5	5	2	3
Infraction	I	380	242	431	384	47
Misdemeanor	M	84	172	172	90	82
Other	O	20	19	21	20	1
Show Cause	SC	2	3	3	2	1
Traffic Total		492	453	644	505	139
<u>Civil</u>						
Abstract	AJ	1	0	1	1	-
Admin License	AL	16	0	16	16	-
Bond Forfeiture	BF	2	1	3	2	1
Capias	CA	0	0	1	1	-
Detinue	DT	22	15	32	27	5
Garnishment	GA	92	23	114	91	23
Interrogatory	IN	2	4	4	0	4
Other	OT	1	0	1	1	-
Protective Order	PO	1	1	2	1	1
Prelim Prot Order	PP	2	0	3	3	-
Show Cause	SC	1	1	3	2	1
Tenants Assertion	TA	1	1	1	0	1
Unlawful Detainer	UD	47	56	71	54	17
Warrant in Debt	WD	171	170	212	160	52
Zoning Viol	ZO	0	4	4	2	2
Civil Total		359	276	468	361	107
Winchester Totals		1,093	1,336	1,734	1,083	651

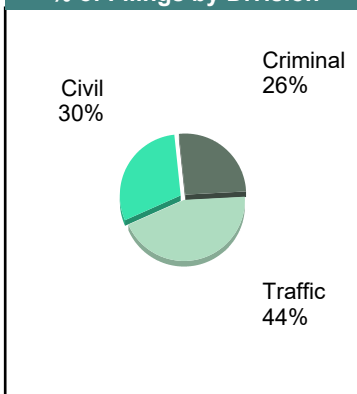


		Filings	Hearings	Transactions	Concluded	Cont
<u>Criminal</u>						
Capias	CA	31	75	75	38	37
Civil Violation	CV	4	8	8	5	3
Felony	F	60	185	186	48	138
Misdemeanor	M	221	416	430	178	252
Motion	MO	3	3	3	3	-
Show Cause	SC	15	27	27	13	14
Criminal Total		334	714	729	285	444
<u>Traffic</u>						
Capias	CA	8	20	20	5	15
Civil Violation	CV	1	2	2	1	1
Felony	F	2	4	4	1	3
Infraction	I	361	266	411	340	71
Misdemeanor	M	160	254	254	125	129
Other	O	30	26	30	29	1
Show Cause	SC	4	7	7	2	5
Traffic Total		566	579	728	503	225
<u>Civil</u>						
Abstract	AJ	1	0	1	1	-
Admin License	AL	15	0	15	15	-
Detinue	DT	4	9	15	10	5
Garnishment	GA	89	17	107	90	17
Impoundment	IM	1	0	1	1	-
Protective Order	PO	5	0	6	6	-
Prelim Prot Order	PP	5	0	5	5	-
Unlawful Detainer	UD	54	52	71	61	10
Warrant in Debt	WD	210	204	241	181	60
Zoning Viol	ZO	0	3	4	2	2
Civil Total		384	285	466	372	94
Winchester Totals		1,284	1,578	1,923	1,160	763

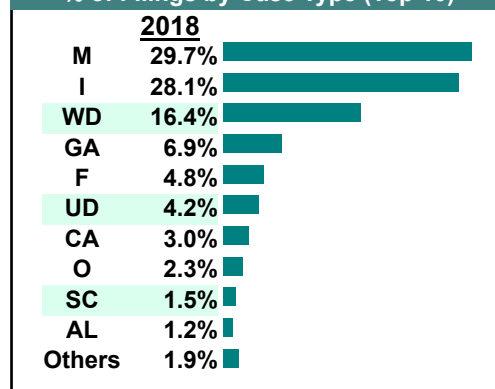
Calendared Filings with Top 12 Scheduled Times



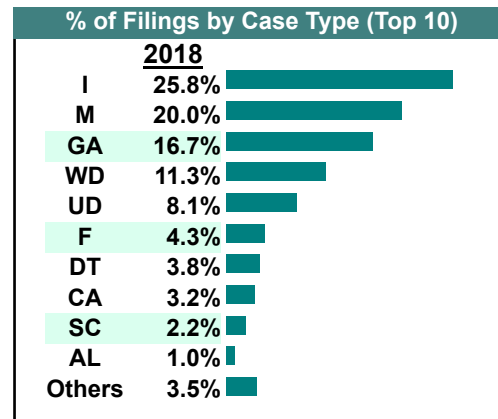
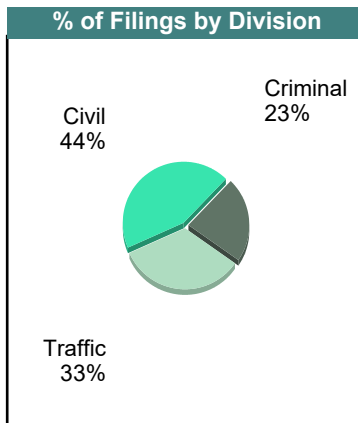
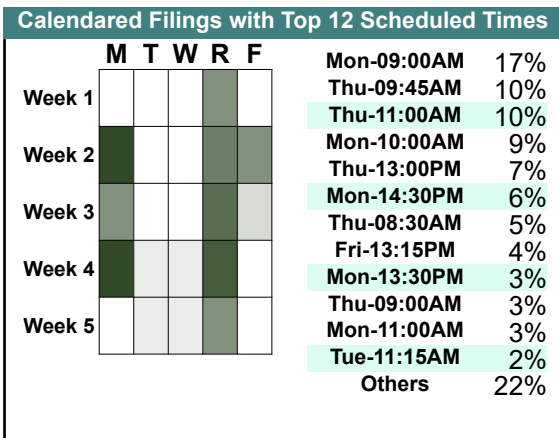
% of Filings by Division



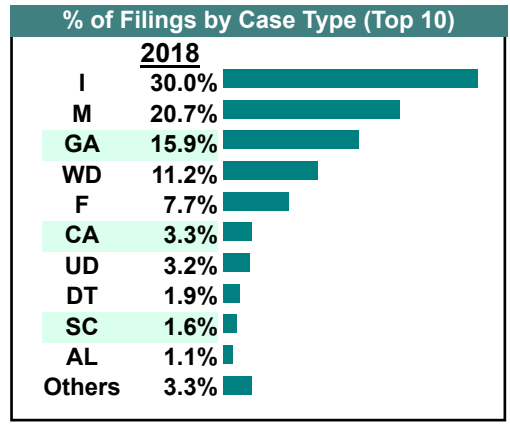
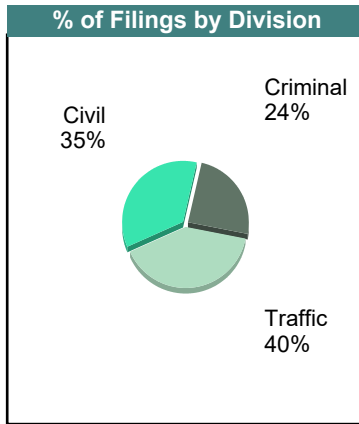
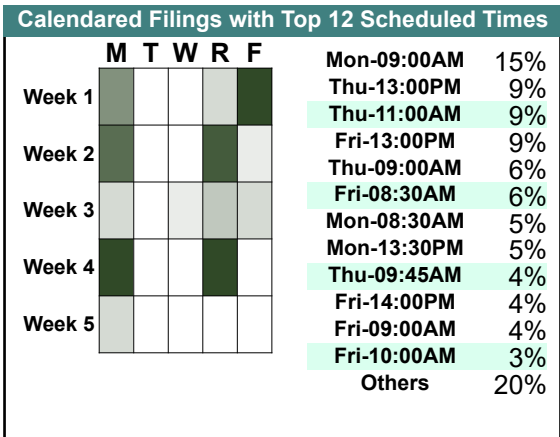
% of Filings by Case Type (Top 10)



		Filings	Hearings	Transactions	Concluded	Cont
<u>Criminal</u>						
Capias	CA	22	71	71	24	47
Civil Violation	CV	2	5	5	2	3
Felony	F	35	152	152	43	109
Misdemeanor	M	106	283	295	108	187
Motion	MO	1	1	1	1	-
Show Cause	SC	17	34	34	9	25
Criminal Total		183	546	558	187	371
<u>Traffic</u>						
Capias	CA	4	17	17	3	14
Civil Violation	CV	0	1	1	0	1
Felony	F	0	6	6	4	2
Infraction	I	208	154	252	215	37
Misdemeanor	M	55	134	134	63	71
Motion	MO	1	1	1	1	-
Restricted O/L	RL	1	1	1	1	-
Show Cause	SC	1	6	6	4	2
Traffic Total		270	320	418	291	127
<u>Civil</u>						
Abstract	AJ	2	0	2	2	-
Admin License	AL	8	0	8	8	-
Bond Forfeiture	BF	1	0	1	1	-
Detinue	DT	31	27	41	32	9
Garnishment	GA	135	28	165	137	28
Impoundment	IM	2	0	2	2	-
Interrogatory	IN	1	0	1	1	-
Other	OT	1	1	2	1	1
Protective Order	PO	6	3	7	4	3
Prelim Prot Order	PP	5	1	5	4	1
Show Cause	SC	0	0	1	1	-
Unlawful Detainer	UD	65	57	79	52	27
Warrant in Debt	WD	91	101	129	94	35
Zoning Viol	ZO	5	8	12	9	3
Civil Total		353	226	455	348	107
Winchester Totals		806	1,092	1,431	826	605



		Filings	Hearings	Transactions	Concluded	Cont
<u>Criminal</u>						
Capias	CA	33	81	81	26	55
Civil Violation	CV	1	7	7	3	4
Felony	F	86	197	198	57	141
Misdemeanor	M	139	335	348	159	189
Motion	MO	4	4	4	4	-
Show Cause	SC	14	34	34	19	15
Criminal Total		277	658	672	268	404
<u>Traffic</u>						
Capias	CA	5	9	9	4	5
Felony	F	2	7	7	3	4
Infraction	I	341	216	401	362	39
Misdemeanor	M	97	185	185	103	82
Other	O	13	7	13	13	-
Restricted O/L	RL	1	1	1	1	-
Show Cause	SC	0	2	2	1	1
Traffic Total		459	427	618	487	131
<u>Civil</u>						
Admin License	AL	13	0	13	13	-
Detinue	DT	22	17	28	17	11
Garnishment	GA	181	35	216	181	35
Impoundment	IM	2	0	2	2	-
Interrogatory	IN	1	1	2	1	1
Other	OT	3	1	4	3	1
Protective Order	PO	4	2	5	3	2
Prelim Prot Order	PP	4	0	4	4	-
Petition-Restore Arms	PR	1	0	1	1	-
Show Cause	SC	4	4	6	3	3
Unlawful Detainer	UD	36	47	63	40	23
Warrant in Debt	WD	127	145	182	142	40
Zoning Viol	ZO	4	5	5	2	3
Civil Total		402	257	531	412	119
Winchester Totals		1,138	1,342	1,821	1,167	654



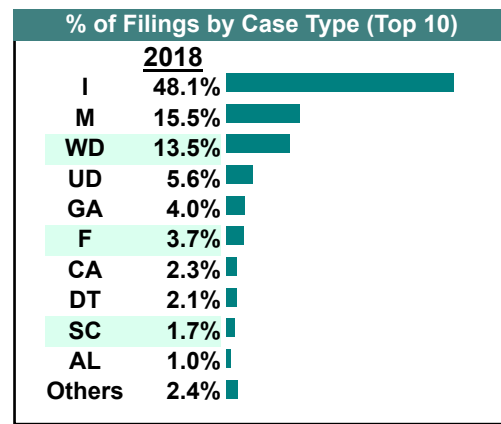
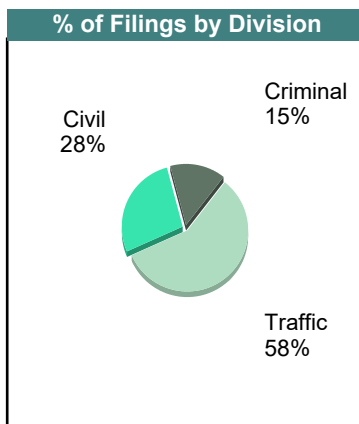
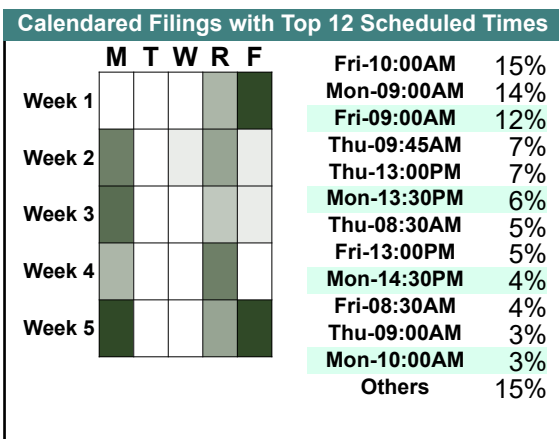
CASELOAD STATISTICS OF THE GENERAL DISTRICT COURTS

March 2018

Winchester

District: 26

		Filings	Hearings	Transactions	Concluded	Cont
<u>Criminal</u>						
Capias	CA	23	56	56	14	42
Civil Violation	CV	0	2	2	1	1
Felony	F	45	183	184	56	128
Misdemeanor	M	97	303	308	103	205
Motion	MO	5	5	5	5	-
Show Cause	SC	17	42	42	11	31
Criminal Total		187	591	597	190	407
<u>Traffic</u>						
Capias	CA	6	8	8	2	6
Civil Violation	CV	0	1	1	0	1
Felony	F	2	4	4	0	4
Infraction	I	610	340	653	588	65
Misdemeanor	M	99	181	181	88	93
Other	O	10	9	10	10	-
Restricted O/L	RL	1	1	1	1	-
Show Cause	SC	3	6	6	2	4
Traffic Total		731	550	864	691	173
<u>Civil</u>						
Admin License	AL	13	0	13	13	-
Detinue	DT	27	21	40	30	10
Garnishment	GA	51	29	87	58	29
Impoundment	IM	1	0	1	1	-
Interrogatory	IN	1	1	3	2	1
Protective Order	PO	3	1	3	2	1
Prelim Prot Order	PP	5	0	5	5	-
Petition-Restore Arms	PR	1	0	1	1	-
Show Cause	SC	2	2	4	2	2
Unlawful Detainer	UD	71	58	89	68	21
Warrant in Debt	WD	171	156	203	147	56
Zoning Viol	ZO	4	7	8	2	6
Civil Total		350	275	457	331	126
Winchester Totals		1,268	1,416	1,918	1,212	706



CASELOAD STATISTICS OF THE GENERAL DISTRICT COURTS


February 2018

Winchester

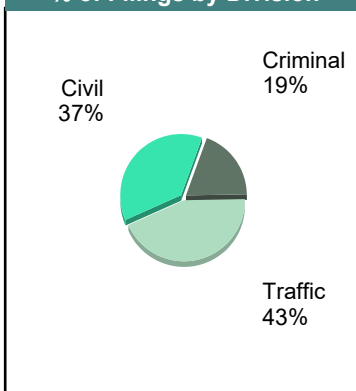
District: 26

		<u>Filings</u>	<u>Hearings</u>	<u>Transactions</u>	<u>Concluded</u>	<u>Cont</u>
<u>Criminal</u>						
Capias	CA	24	60	60	22	38
Civil Violation	CV	4	14	14	6	8
Felony	F	53	189	192	63	129
Misdemeanor	M	98	310	313	125	188
Motion	MO	3	3	3	3	-
Show Cause	SC	6	43	43	20	23
Criminal Total		188	619	625	239	386
<u>Traffic</u>						
Capias	CA	9	17	17	6	11
Felony	F	0	6	6	3	3
Infraction	I	335	226	369	332	37
Misdemeanor	M	75	171	171	90	81
Other	O	2	2	2	2	-
Restricted O/L	RL	1	1	1	1	-
Show Cause	SC	2	3	3	2	1
Traffic Total		424	426	569	436	133
<u>Civil</u>						
Abstract	AJ	1	0	1	1	-
Admin License	AL	9	0	9	9	-
Detinue	DT	25	29	36	27	9
Garnishment	GA	162	39	205	166	39
Impoundment	IM	1	0	1	1	-
Other	OT	1	0	1	1	-
Protective Order	PO	1	0	2	2	-
Prelim Prot Order	PP	1	0	1	1	-
Show Cause	SC	1	1	2	1	1
Unlawful Detainer	UD	67	68	91	70	21
Warrant in Debt	WD	89	116	139	89	50
Zoning Viol	ZO	5	6	10	5	5
Civil Total		363	259	498	373	125
Winchester Totals		975	1,304	1,692	1,048	644

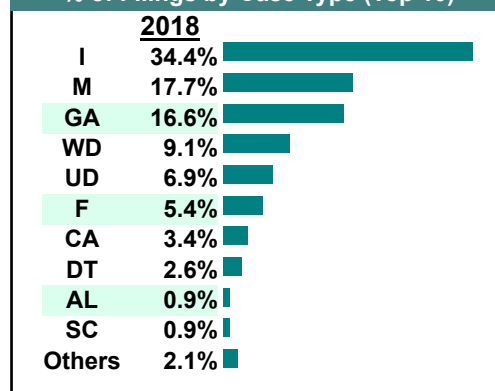
Calendared Filings with Top 12 Scheduled Times



% of Filings by Division



% of Filings by Case Type (Top 10)



CASELOAD STATISTICS OF THE GENERAL DISTRICT COURTS

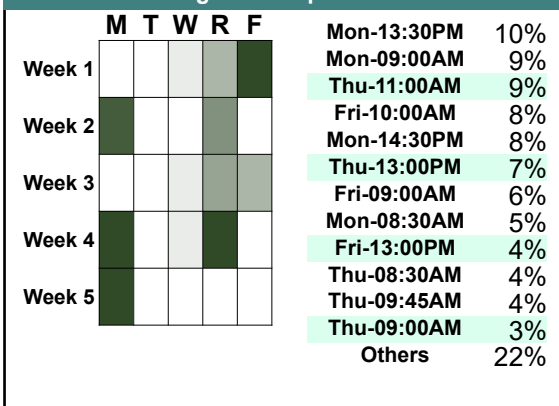
January 2018

Winchester

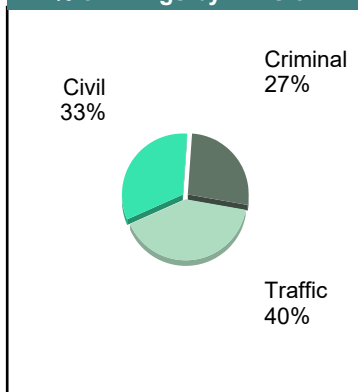
District: 26

		<u>Filings</u>	<u>Hearings</u>	<u>Transactions</u>	<u>Concluded</u>	<u>Cont</u>
<u>Criminal</u>						
Capias	CA	34	80	80	33	47
Civil Violation	CV	8	23	23	11	12
Felony	F	93	212	216	48	168
Misdemeanor	M	158	395	407	161	246
Motion	MO	1	1	1	1	-
Show Cause	SC	13	31	31	12	19
Criminal Total		307	742	758	266	492
<u>Traffic</u>						
Capias	CA	6	11	11	4	7
Civil Violation	CV	1	1	1	0	1
Felony	F	2	5	5	0	5
Infraction	I	341	241	391	330	61
Misdemeanor	M	107	216	216	100	116
Motion	MO	1	1	1	1	-
Other	O	1	3	3	3	-
Restricted O/L	RL	1	1	1	1	-
Show Cause	SC	5	8	8	2	6
Traffic Total		465	487	637	441	196
<u>Civil</u>						
Admin License	AL	16	0	16	16	-
Bond Forfeiture	BF	1	1	1	0	1
Detinue	DT	22	27	37	25	12
Garnishment	GA	153	36	175	139	36
Impoundment	IM	1	0	1	1	-
Interrogatory	IN	0	2	2	0	2
Other	OT	1	0	1	1	-
Protective Order	PO	2	0	2	2	-
Prelim Prot Order	PP	3	0	3	3	-
Show Cause	SC	0	1	1	0	1
Unlawful Detainer	UD	55	58	83	57	26
Warrant in Debt	WD	123	132	165	128	37
Zoning Viol	ZO	0	1	1	0	1
Civil Total		377	258	488	372	116
Winchester Totals		1,149	1,487	1,883	1,079	804

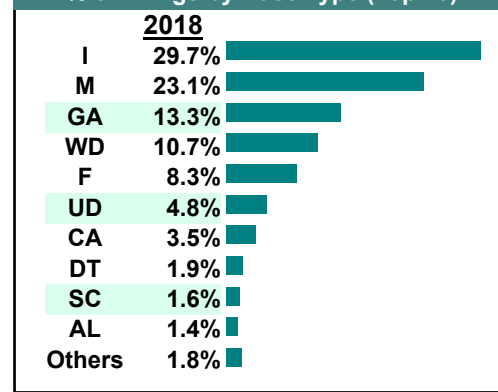
Calendared Filings with Top 12 Scheduled Times



% of Filings by Division



% of Filings by Case Type (Top 10)



Filings by Court & Division

	Clarke	Frederick	Page	Rockingh am	Shenando ah	Warren	Winchest er	Total	
C	Misdemeanor	262 2%	1,770 16%	678 6%	3,865 35%	1,206 11%	1,413 13%	1,766 16%	10,960
	Felony	104 2%	864 17%	281 6%	2,151 43%	457 9%	531 11%	622 12%	5,010
	Capias	32 2%	389 24%	83 5%	449 27%	236 14%	107 7%	342 21%	1,638
	Show Cause	31 2%	159 12%	129 10%	449 34%	189 14%	217 16%	150 11%	1,324
	Civil Violation	18 7%	50 18%	14 5%	57 21%	33 12%	64 23%	39 14%	275
	Motion	1 1%	57 62%	- 0%	1 1%	- 0%	- 0%	33 36%	92
	Total	448 2%	3,289 17%	1,185 6%	6,972 36%	2,121 11%	2,332 12%	2,952 15%	19,299
T	Infraction	5,035 10%	11,601 23%	2,363 5%	15,914 31%	6,576 13%	5,936 12%	3,858 8%	51,283
	Misdemeanor	562 4%	2,649 21%	727 6%	4,022 31%	2,355 18%	1,456 11%	1,098 9%	12,869
	Capias	13 3%	145 30%	21 4%	112 23%	63 13%	54 11%	70 15%	478
	Show Cause	9 2%	58 14%	52 13%	95 23%	47 11%	119 29%	35 8%	415
	Felony	6 3%	36 19%	13 7%	84 45%	17 9%	17 9%	13 7%	186
	Other	- 0%	3 2%	- 0%	- 0%	- 0%	- 0%	128 98%	131
	Restricted O/L	- 0%	5 19%	- 0%	15 58%	- 0%	- 0%	6 23%	26
	Civil Violation	- 0%	3 14%	2 10%	2 10%	4 19%	8 38%	2 10%	21
	Motion	1 17%	1 17%	- 0%	2 33%	- 0%	- 0%	2 33%	6
	Total	5,626 9%	14,501 22%	3,178 5%	20,246 31%	9,062 14%	7,590 12%	5,212 8%	65,415
V	Warrant in Debt	264 2%	1,744 10%	775 5%	9,828 58%	1,238 7%	1,539 9%	1,621 10%	17,009
	Garnishment	88 2%	764 15%	334 6%	1,736 33%	464 9%	417 8%	1,447 28%	5,250
	Unlawful Detainer	31 1%	382 13%	220 8%	1,015 35%	278 10%	298 10%	679 23%	2,903
	Admin License	40 5%	178 21%	27 3%	275 32%	80 9%	93 11%	157 18%	850
	Detinue	1 0%	10 1%	42 6%	318 44%	12 2%	102 14%	238 33%	723
	Interrogatory	2 0%	30 5%	96 15%	310 48%	77 12%	118 18%	7 1%	640

	Clarke	Frederick	Page	Rockingham	Shenandoah	Warren	Winchester	Total
V Show Cause	1	33	29	228	90	77	14	472
	0%	7%	6%	48%	19%	16%	3%	
Prelim Prot Order	11	59	26	180	32	37	43	388
	3%	15%	7%	46%	8%	10%	11%	
Impoundment	9	43	9	130	10	130	13	344
	3%	13%	3%	38%	3%	38%	4%	
Protective Order	5	58	22	163	17	28	35	328
	2%	18%	7%	50%	5%	9%	11%	
Overweight	1	188	4	6	2	6	-	207
	0%	91%	2%	3%	1%	3%	0%	
Abstract	1	15	10	113	31	17	7	194
	1%	8%	5%	58%	16%	9%	4%	
Bond Forfeiture	5	10	4	114	20	21	8	182
	3%	5%	2%	63%	11%	12%	4%	
Other	1	17	6	48	12	19	13	116
	1%	15%	5%	41%	10%	16%	11%	
Motion for Judgment	1	-	1	31	20	-	-	53
	2%	0%	2%	58%	38%	0%	0%	
Zoning Viol	-	-	-	-	-	-	39	39
	0%	0%	0%	0%	0%	0%	100%	
Capias	-	1	2	16	8	7	-	34
	0%	3%	6%	47%	24%	21%	0%	
Counter Claim	-	-	4	20	-	7	-	31
	0%	0%	13%	65%	0%	23%	0%	
Tenants Assertion	1	-	3	8	1	2	1	16
	6%	0%	19%	50%	6%	13%	6%	
Petition-Restore Arms	-	2	2	-	2	1	2	9
	0%	22%	22%	0%	22%	11%	22%	
Third Party Claim	-	-	-	3	-	-	-	3
	0%	0%	0%	100%	0%	0%	0%	
Distress Seizure	-	-	-	1	-	-	-	1
	0%	0%	0%	100%	0%	0%	0%	
Total	462	3,534	1,616	14,543	2,394	2,919	4,324	29,792
	2%	12%	5%	49%	8%	10%	15%	
Total	6,536	21,324	5,979	41,761	13,577	12,841	12,488	114,506
	6%	19%	5%	36%	12%	11%	11%	

CASELOAD STATISTICS OF THE GENERAL DISTRICT COURTS


November 2018

Blacksburg


District: 27

		<u>Filings</u>	<u>Hearings</u>	<u>Transactions</u>	<u>Concluded</u>	<u>Cont</u>
<u>Traffic</u>						
Capias	CA	0	1	1	1	-
Traffic Total		0	1	1	1	0
Blacksburg Totals		0	1	1	1	0


Calendared Filings with Top 12 Scheduled Times



% of Filings by Division




% of Filings by Case Type (Top 10)

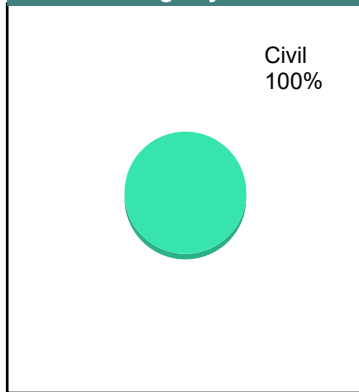


		<u>Filings</u>	<u>Hearings</u>	<u>Transactions</u>	<u>Concluded</u>	<u>Cont</u>
Civil						
Warrant in Debt	WD	1	0	1	1	-
Civil Total		1	0	1	1	0
Blacksburg Totals		1	0	1	1	0

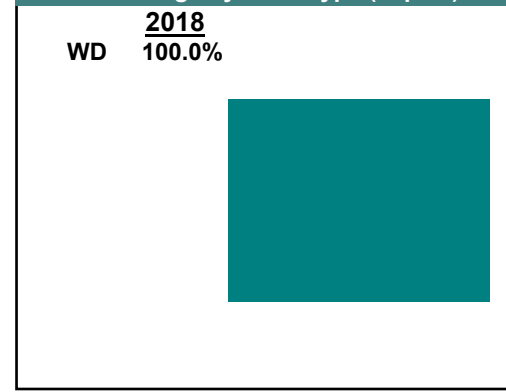
Calendared Filings with Top 12 Scheduled Times



% of Filings by Division



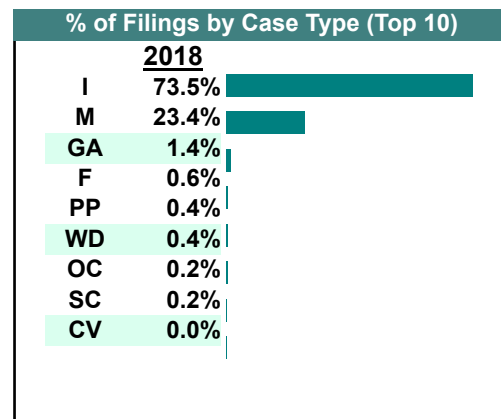
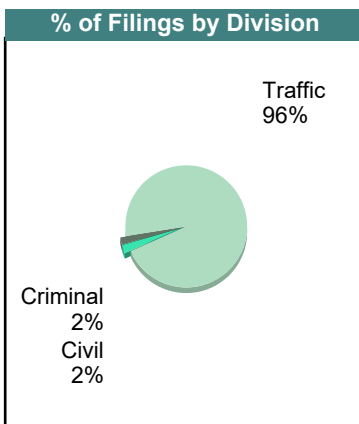
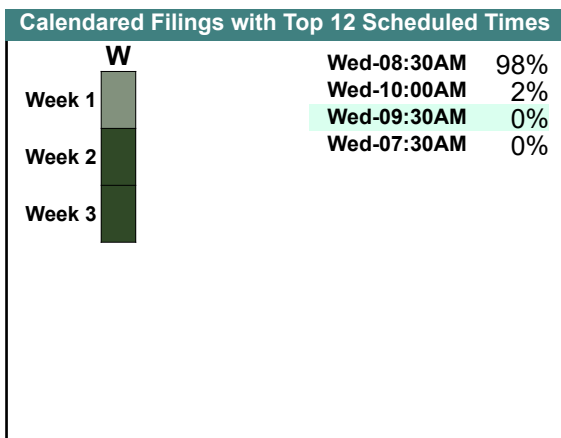
% of Filings by Case Type (Top 10)



CASELOAD STATISTICS OF THE GENERAL DISTRICT COURTS

December 2018

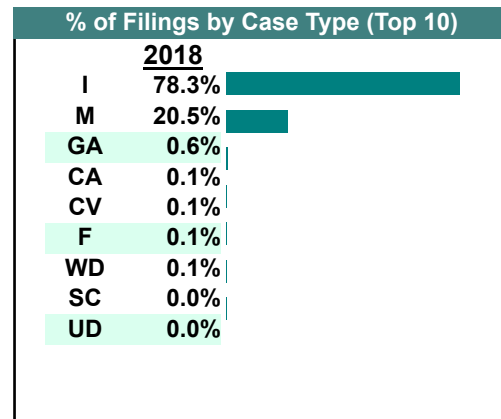
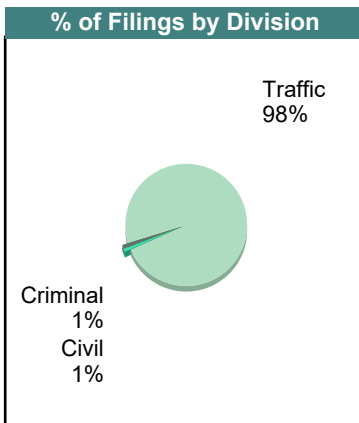
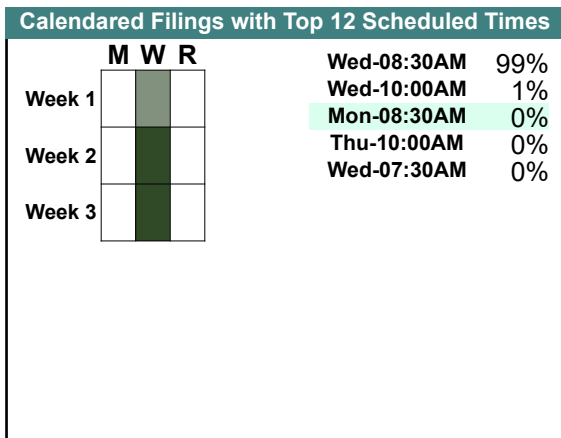
		<u>Filings</u>	<u>Hearings</u>	<u>Transactions</u>	<u>Concluded</u>	<u>Cont</u>
<u>Criminal</u>						
Felony	F	3	15	15	6	9
Misdemeanor	M	6	23	23	9	14
Show Cause	SC	1	1	1	0	1
Criminal Total		10	39	39	15	24
<u>Traffic</u>						
Civil Violation	CV	0	1	1	0	1
Infraction	I	377	163	405	364	41
Misdemeanor	M	114	168	171	91	80
Traffic Total		491	332	577	455	122
<u>Civil</u>						
Garnishment	GA	7	1	7	6	1
Overweight	OC	1	1	2	1	1
Prelim Prot Order	PP	2	0	2	2	-
Warrant in Debt	WD	2	3	4	3	1
Civil Total		12	5	15	12	3
Bland Totals		513	376	631	482	149



CASELOAD STATISTICS OF THE GENERAL DISTRICT COURTS

November 2018

		<u>Filings</u>	<u>Hearings</u>	<u>Transactions</u>	<u>Concluded</u>	<u>Cont</u>
<u>Criminal</u>						
Capias	CA	1	1	1	1	-
Felony	F	1	7	7	0	7
Misdemeanor	M	7	15	15	4	11
Criminal Total		9	23	23	5	18
<u>Traffic</u>						
Capias	CA	0	1	1	0	1
Civil Violation	CV	1	2	2	0	2
Infraction	I	626	268	671	619	52
Misdemeanor	M	157	231	236	154	82
Show Cause	SC	0	1	1	0	1
Traffic Total		784	503	911	773	138
<u>Civil</u>						
Garnishment	GA	5	0	5	5	-
Unlawful Detainer	UD	0	1	1	1	-
Warrant in Debt	WD	1	3	3	1	2
Civil Total		6	4	9	7	2
Bland Totals		799	530	943	785	158



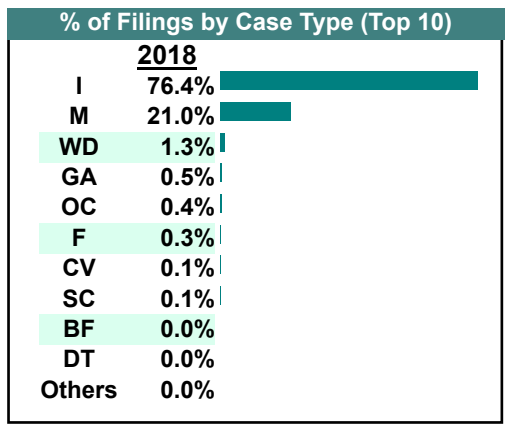
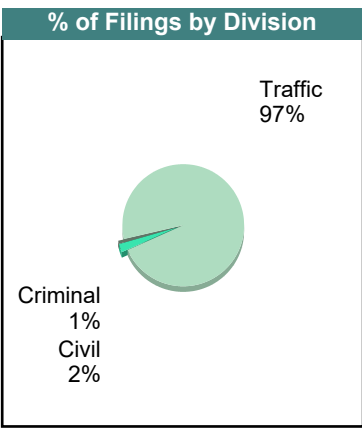
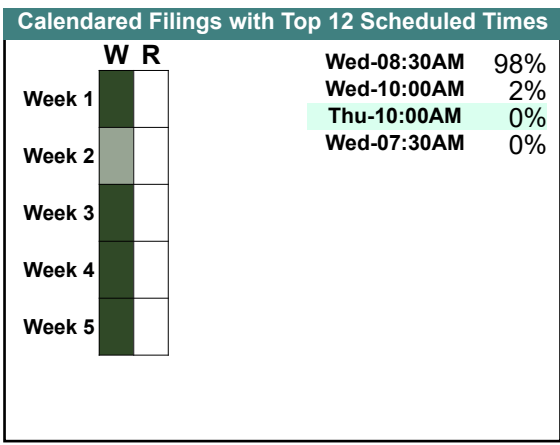
CASELOAD STATISTICS OF THE GENERAL DISTRICT COURTS

October 2018

Bland

District: 27

		<u>Filings</u>	<u>Hearings</u>	<u>Transactions</u>	<u>Concluded</u>	<u>Cont</u>
<u>Criminal</u>						
Felony	F	3	11	11	3	8
Misdemeanor	M	5	22	25	19	6
Show Cause	SC	1	4	4	4	-
Criminal Total		9	37	40	26	14
<u>Traffic</u>						
Civil Violation	CV	1	1	1	0	1
Infraction	I	788	339	848	794	54
Misdemeanor	M	211	277	287	204	83
Traffic Total		1,000	617	1,136	998	138
<u>Civil</u>						
Bond Forfeiture	BF	0	1	1	1	-
Detinue	DT	0	0	1	1	-
Garnishment	GA	5	1	5	4	1
Overweight	OC	4	1	6	5	1
Petition-Restore Arms	PR	0	0	1	1	-
Unlawful Detainer	UD	0	1	1	0	1
Warrant in Debt	WD	13	25	34	24	10
Civil Total		22	29	49	36	13
Bland Totals		1,031	683	1,225	1,060	165



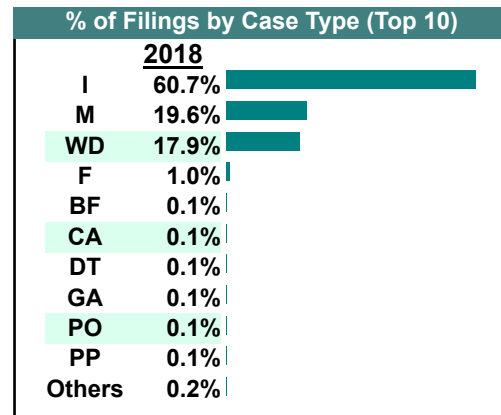
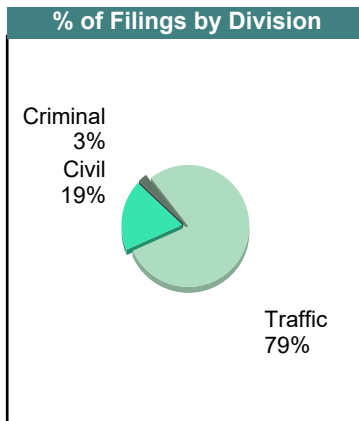
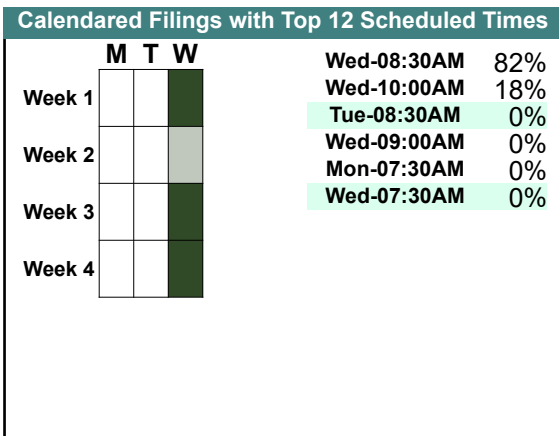
CASELOAD STATISTICS OF THE GENERAL DISTRICT COURTS

September 2018

Bland

District: 27

		<u>Filings</u>	<u>Hearings</u>	<u>Transactions</u>	<u>Concluded</u>	<u>Cont</u>
<u>Criminal</u>						
Capias	CA	1	2	2	1	1
Felony	F	9	32	36	7	29
Misdemeanor	M	13	23	23	2	21
Show Cause	SC	1	3	3	2	1
Criminal Total		24	60	64	12	52
<u>Traffic</u>						
Capias	CA	0	1	1	0	1
Felony	F	0	1	1	1	-
Infraction	I	572	272	620	582	38
Misdemeanor	M	172	248	251	163	88
Show Cause	SC	0	1	1	0	1
Traffic Total		744	523	874	746	128
<u>Civil</u>						
Bond Forfeiture	BF	1	0	1	1	-
Detinue	DT	1	1	1	0	1
Garnishment	GA	1	0	2	2	-
Protective Order	PO	1	0	1	1	-
Prelim Prot Order	PP	1	1	2	1	1
Petition-Restore Arms	PR	1	1	1	0	1
Warrant in Debt	WD	169	79	171	153	18
Civil Total		175	82	179	158	21
Bland Totals		943	665	1,117	916	201

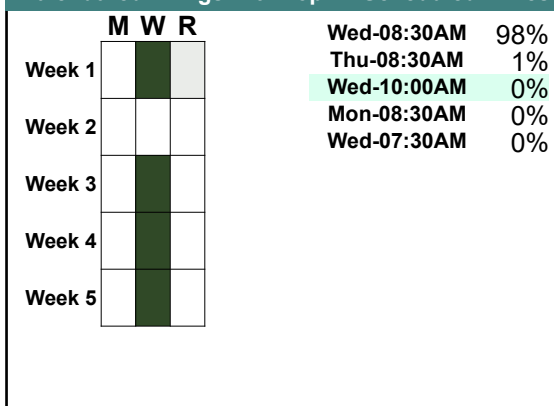


CASELOAD STATISTICS OF THE GENERAL DISTRICT COURTS

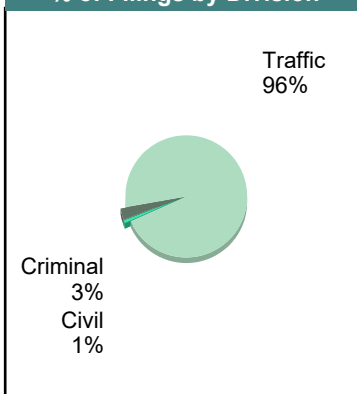
August 2018

		<u>Filings</u>	<u>Hearings</u>	<u>Transactions</u>	<u>Concluded</u>	<u>Cont</u>
<u>Criminal</u>						
Felony	F	14	19	19	1	18
Misdemeanor	M	10	17	18	4	14
Show Cause	SC	1	3	3	2	1
Criminal Total		25	39	40	7	33
<u>Traffic</u>						
Capias	CA	1	2	2	0	2
Felony	F	1	1	1	0	1
Infraction	I	659	324	726	651	75
Misdemeanor	M	175	248	267	186	81
Show Cause	SC	1	2	2	0	2
Traffic Total		837	577	998	837	161
<u>Civil</u>						
Garnishment	GA	3	1	3	2	1
Overweight	OC	5	2	5	3	2
Civil Total		8	3	8	5	3
Bland Totals		870	619	1,046	849	197

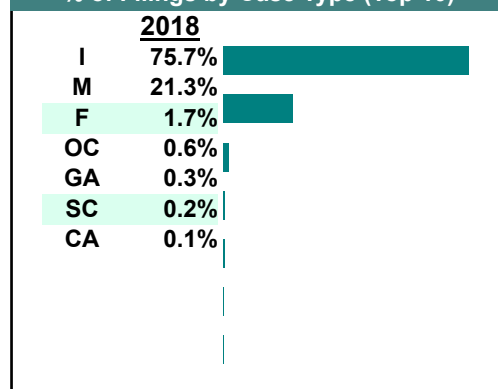
Calendared Filings with Top 12 Scheduled Times



% of Filings by Division



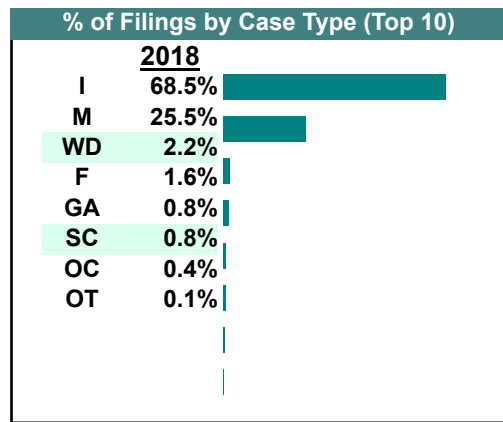
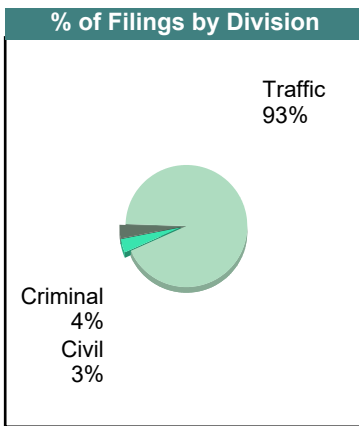
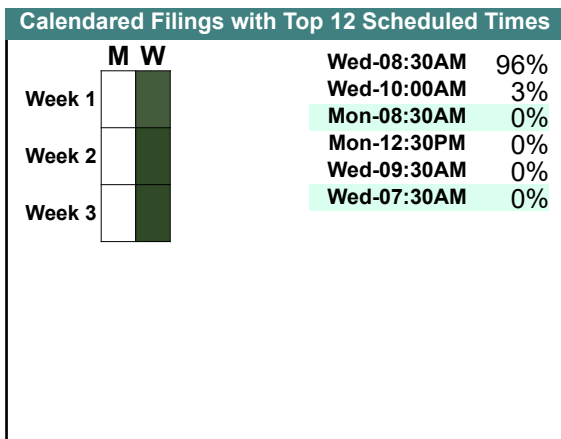
% of Filings by Case Type (Top 10)



CASELOAD STATISTICS OF THE GENERAL DISTRICT COURTS

July 2018

		<u>Filings</u>	<u>Hearings</u>	<u>Transactions</u>	<u>Concluded</u>	<u>Cont</u>
<u>Criminal</u>						
Felony	F	12	18	18	4	14
Misdemeanor	M	9	14	14	6	8
Show Cause	SC	6	6	6	1	5
Criminal Total		27	38	38	11	27
<u>Traffic</u>						
Infraction	I	510	265	596	553	43
Misdemeanor	M	181	265	286	197	89
Traffic Total		691	530	882	750	132
<u>Civil</u>						
Garnishment	GA	6	0	7	7	-
Overweight	OC	3	0	4	4	-
Other	OT	1	0	1	1	-
Warrant in Debt	WD	16	17	20	15	5
Civil Total		26	17	32	27	5
Bland Totals		744	585	952	788	164



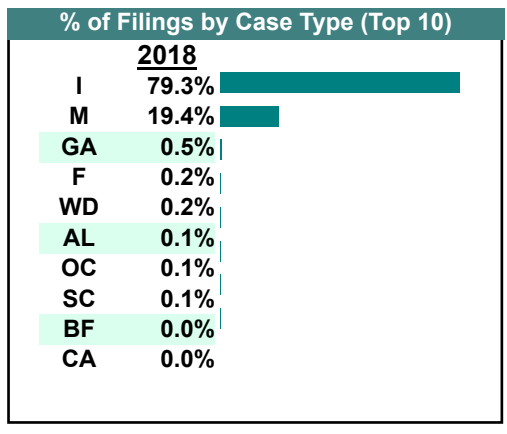
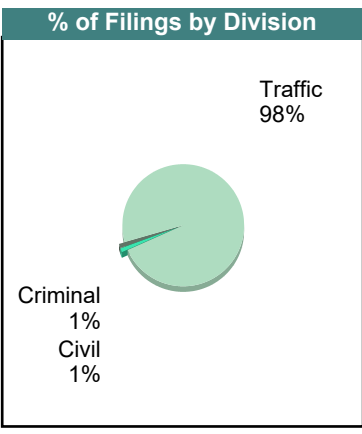
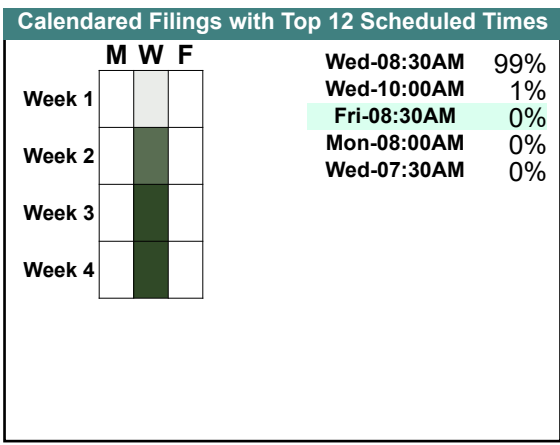
CASELOAD STATISTICS OF THE GENERAL DISTRICT COURTS

June 2018

Bland

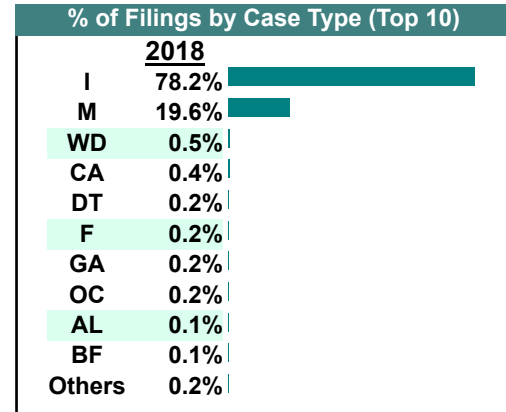
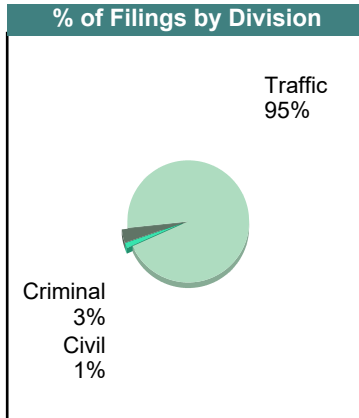
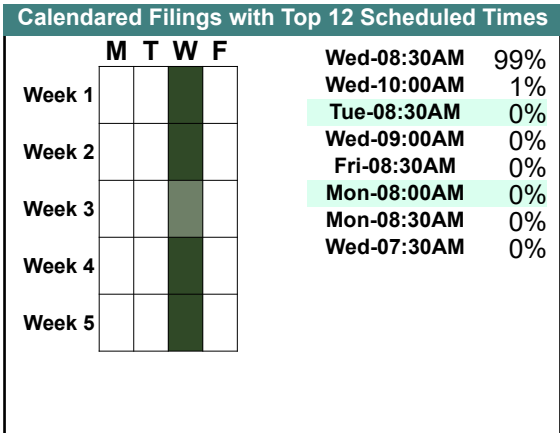
District: 27

		<u>Filings</u>	<u>Hearings</u>	<u>Transactions</u>	<u>Concluded</u>	<u>Cont</u>
<u>Criminal</u>						
Capias	CA	0	3	3	2	1
Felony	F	2	9	13	8	5
Misdemeanor	M	8	28	30	17	13
Show Cause	SC	1	2	2	1	1
Criminal Total		11	42	48	28	20
<u>Traffic</u>						
Capias	CA	0	1	1	1	-
Infraction	I	735	338	809	727	82
Misdemeanor	M	172	232	236	154	82
Show Cause	SC	0	1	1	1	-
Traffic Total		907	572	1,047	883	164
<u>Civil</u>						
Admin License	AL	1	0	1	1	-
Bond Forfeiture	BF	0	0	1	1	-
Garnishment	GA	5	1	5	4	1
Overweight	OC	1	1	2	1	1
Warrant in Debt	WD	2	4	4	3	1
Civil Total		9	6	13	10	3
Bland Totals		927	620	1,108	921	187



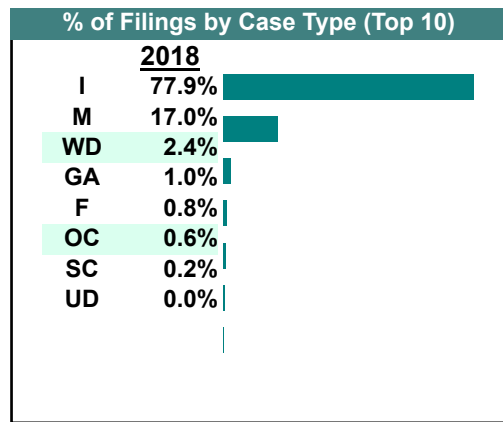
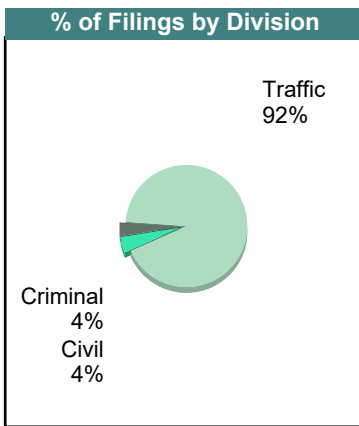
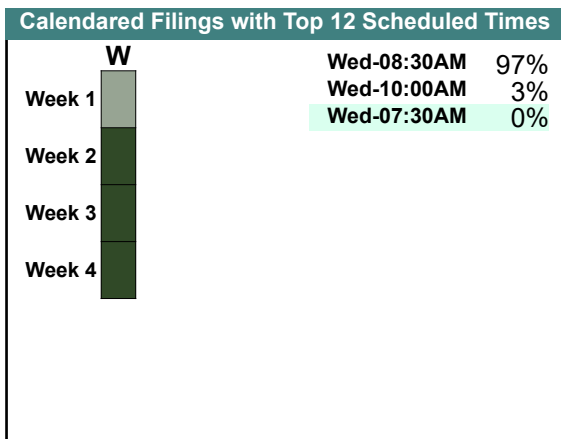
May 2018

		<u>Filings</u>	<u>Hearings</u>	<u>Transactions</u>	<u>Concluded</u>	<u>Cont</u>
<u>Criminal</u>						
Capias	CA	3	6	6	1	5
Felony	F	2	15	18	10	8
Misdemeanor	M	27	42	44	21	23
Show Cause	SC	1	5	5	1	4
Criminal Total		33	68	73	33	40
<u>Traffic</u>						
Capias	CA	1	1	1	1	-
Felony	F	0	1	1	1	-
Infraction	I	755	322	795	741	54
Misdemeanor	M	162	236	248	173	75
Traffic Total		918	560	1,045	916	129
<u>Civil</u>						
Admin License	AL	1	0	1	1	-
Bond Forfeiture	BF	1	1	2	1	1
Detinue	DT	2	0	2	2	-
Garnishment	GA	2	0	4	4	-
Impoundment	IM	1	0	1	1	-
Overweight	OC	2	0	2	2	-
Unlawful Detainer	UD	0	0	1	1	-
Warrant in Debt	WD	5	4	6	5	1
Civil Total		14	5	19	17	2
Bland Totals		965	633	1,137	966	171



April 2018

		Filings	Hearings	Transactions	Concluded	Cont
<u>Criminal</u>						
Felony	F	4	20	20	2	18
Misdemeanor	M	13	24	25	9	16
Show Cause	SC	1	1	1	0	1
Criminal Total		18	45	46	11	35
<u>Traffic</u>						
Infraction	I	384	196	428	380	48
Misdemeanor	M	71	133	138	90	48
Traffic Total		455	329	566	470	96
<u>Civil</u>						
Garnishment	GA	5	1	5	4	1
Overweight	OC	3	0	4	4	-
Unlawful Detainer	UD	0	3	3	0	3
Warrant in Debt	WD	12	12	15	11	4
Civil Total		20	16	27	19	8
Bland Totals		493	390	639	500	139



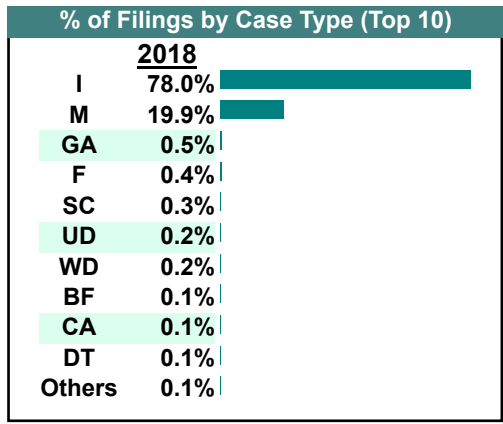
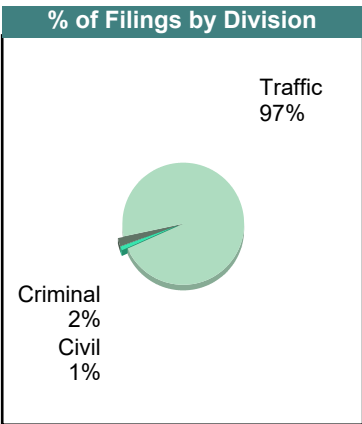
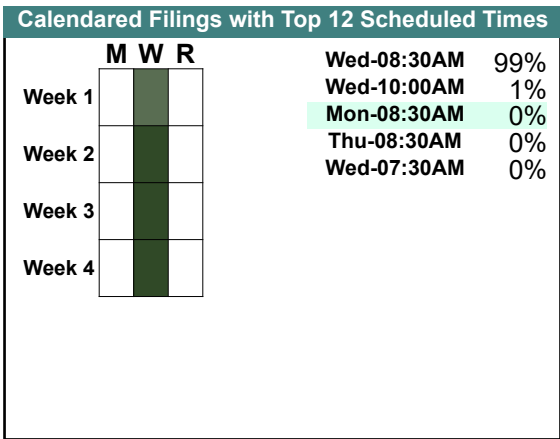
CASELOAD STATISTICS OF THE GENERAL DISTRICT COURTS

March 2018

Bland

District: 27

		<u>Filings</u>	<u>Hearings</u>	<u>Transactions</u>	<u>Concluded</u>	<u>Cont</u>
<u>Criminal</u>						
Capias	CA	1	1	1	0	1
Felony	F	4	8	8	1	7
Misdemeanor	M	13	24	24	10	14
Show Cause	SC	3	4	4	3	1
Criminal Total		21	37	37	14	23
<u>Traffic</u>						
Capias	CA	0	2	2	0	2
Felony	F	0	2	2	1	1
Infraction	I	768	293	824	769	55
Misdemeanor	M	183	299	306	209	97
Show Cause	SC	0	2	2	0	2
Traffic Total		951	598	1,136	979	157
<u>Civil</u>						
Bond Forfeiture	BF	1	1	1	0	1
Detinue	DT	1	1	1	1	-
Garnishment	GA	5	1	5	4	1
Overweight	OC	1	1	3	2	1
Unlawful Detainer	UD	2	2	2	0	2
Warrant in Debt	WD	2	5	7	4	3
Civil Total		12	11	19	11	8
Bland Totals		984	646	1,192	1,004	188



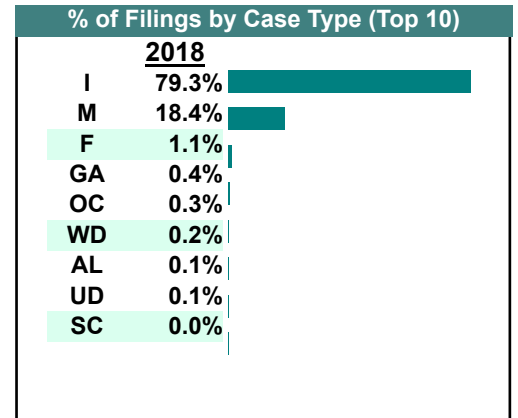
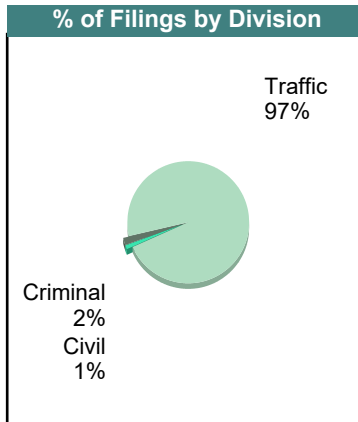
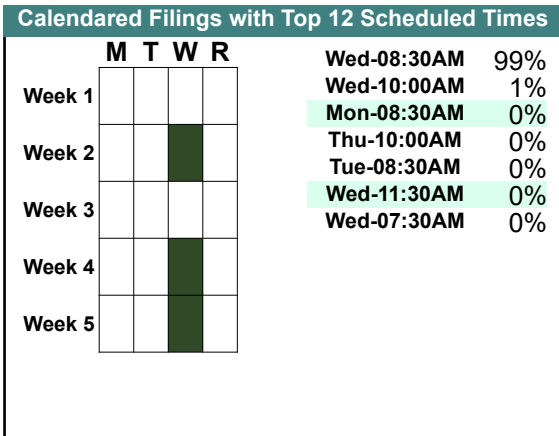
CASELOAD STATISTICS OF THE GENERAL DISTRICT COURTS

February 2018

Bland

District: 27

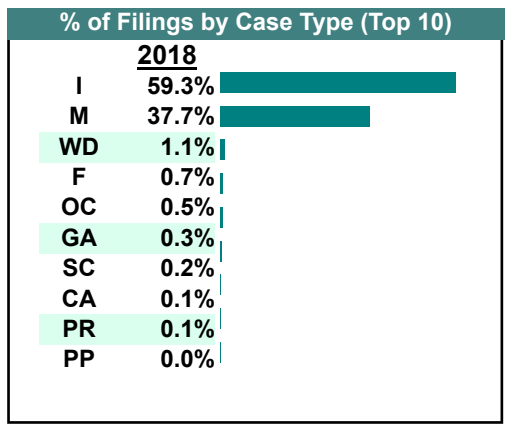
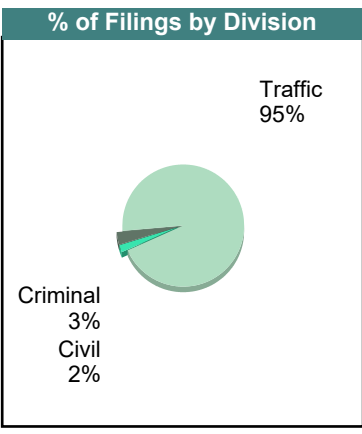
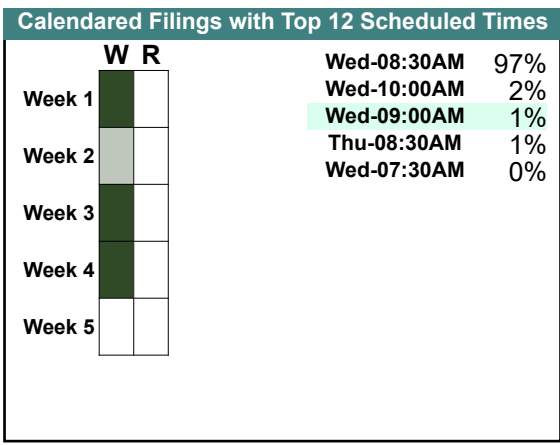
		<u>Filings</u>	<u>Hearings</u>	<u>Transactions</u>	<u>Concluded</u>	<u>Cont</u>
<u>Criminal</u>						
Felony	F	10	14	16	2	14
Misdemeanor	M	8	19	19	10	9
Show Cause	SC	0	2	2	2	-
Criminal Total		18	35	37	14	23
<u>Traffic</u>						
Infraction	I	744	288	807	748	59
Misdemeanor	M	165	266	268	195	73
Traffic Total		909	554	1,075	943	132
<u>Civil</u>						
Admin License	AL	1	0	1	1	-
Garnishment	GA	4	2	7	5	2
Overweight	OC	3	2	3	1	2
Unlawful Detainer	UD	1	1	1	1	-
Warrant in Debt	WD	2	2	4	3	1
Civil Total		11	7	16	11	5
Bland Totals		938	596	1,128	968	160



CASELOAD STATISTICS OF THE GENERAL DISTRICT COURTS

January 2018

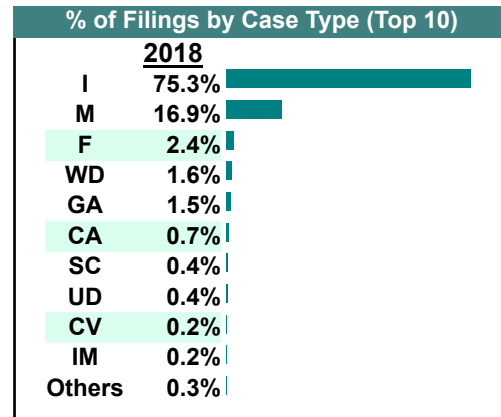
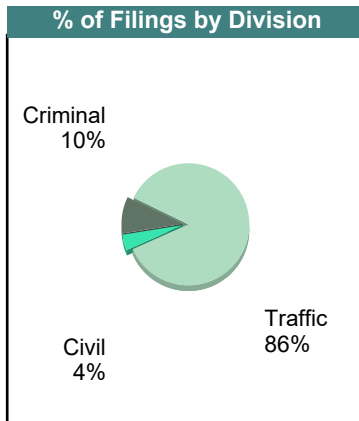
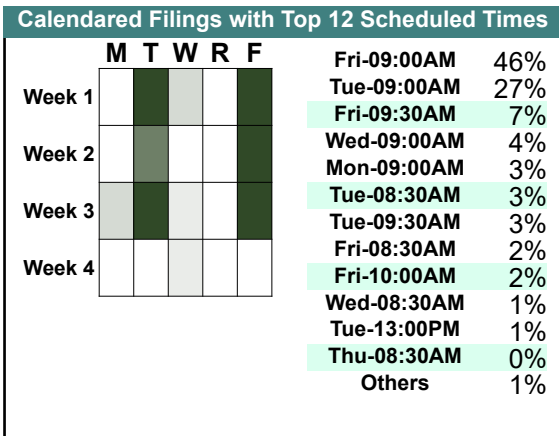
		<u>Filings</u>	<u>Hearings</u>	<u>Transactions</u>	<u>Concluded</u>	<u>Cont</u>
<u>Criminal</u>						
Felony	F	4	9	9	3	6
Misdemeanor	M	24	29	39	33	6
Show Cause	SC	2	3	3	1	2
Criminal Total		30	41	51	37	14
<u>Traffic</u>						
Capias	CA	1	1	1	0	1
Felony	F	2	3	3	0	3
Infraction	I	541	274	603	532	71
Misdemeanor	M	320	422	435	303	132
Show Cause	SC	0	1	1	0	1
Traffic Total		864	701	1,043	835	208
<u>Civil</u>						
Garnishment	GA	3	2	4	2	2
Overweight	OC	5	3	7	4	3
Prelim Prot Order	PP	0	1	2	1	1
Petition-Restore Arms	PR	1	1	2	1	1
Warrant in Debt	WD	10	14	16	11	5
Civil Total		19	21	31	19	12
Bland Totals		913	763	1,125	891	234



CASELOAD STATISTICS OF THE GENERAL DISTRICT COURTS

December 2018

		<u>Filings</u>	<u>Hearings</u>	<u>Transactions</u>	<u>Concluded</u>	<u>Cont</u>
<u>Criminal</u>						
Capias	CA	9	21	21	11	10
Civil Violation	CV	3	5	5	3	2
Felony	F	35	116	116	24	92
Misdemeanor	M	95	192	195	85	110
Show Cause	SC	4	6	6	2	4
Criminal Total		146	340	343	125	218
<u>Traffic</u>						
Capias	CA	1	6	6	4	2
Felony	F	1	5	5	1	4
Infraction	I	1,125	629	1,283	1,148	135
Misdemeanor	M	158	309	309	224	83
Show Cause	SC	2	3	3	0	3
Traffic Total		1,287	952	1,606	1,377	227
<u>Civil</u>						
Admin License	AL	1	0	1	1	-
Detinue	DT	0	1	1	1	-
Garnishment	GA	23	0	23	23	-
Impoundment	IM	3	0	3	3	-
Other	OT	1	0	1	1	-
Protective Order	PO	2	1	2	1	-
Prelim Prot Order	PP	1	1	2	1	-
Unlawful Detainer	UD	6	7	9	6	3
Warrant in Debt	WD	24	26	36	28	8
Civil Total		61	36	78	65	11
Carroll Totals		1,494	1,328	2,027	1,567	456



CASELOAD STATISTICS OF THE GENERAL DISTRICT COURTS

November 2018

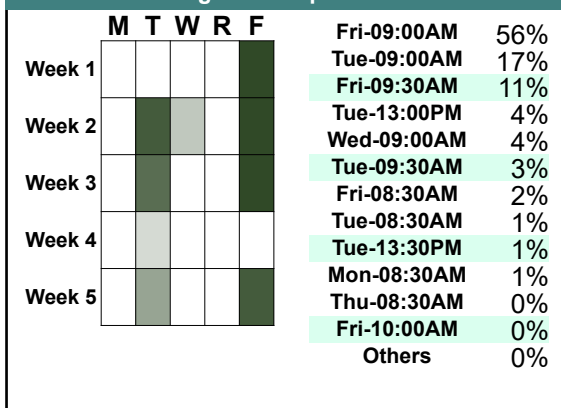
		<u>Filings</u>	<u>Hearings</u>	<u>Transactions</u>	<u>Concluded</u>	<u>Cont</u>
<u>Criminal</u>						
Capias	CA	13	24	24	10	14
Civil Violation	CV	1	4	4	2	2
Felony	F	38	160	160	55	105
Misdemeanor	M	66	146	151	68	83
Show Cause	SC	1	6	6	4	2
Criminal Total		119	340	345	139	206

		<u>Filings</u>	<u>Hearings</u>	<u>Transactions</u>	<u>Concluded</u>	<u>Cont</u>
<u>Traffic</u>						
Capias	CA	1	8	8	2	6
Civil Violation	CV	1	1	1	1	-
Felony	F	1	10	10	6	4
Infraction	I	1,933	921	2,071	1,918	153
Misdemeanor	M	365	596	598	462	136
Show Cause	SC	0	1	1	1	-
Traffic Total		2,301	1,537	2,689	2,390	299

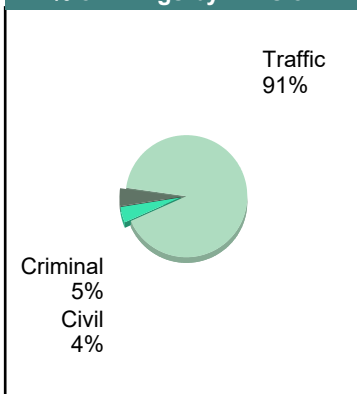
		<u>Filings</u>	<u>Hearings</u>	<u>Transactions</u>	<u>Concluded</u>	<u>Cont</u>
<u>Civil</u>						
Admin License	AL	4	0	4	4	-
Detinue	DT	0	1	1	0	1
Garnishment	GA	12	0	12	12	-
Impoundment	IM	2	0	2	2	-
Overweight	OC	1	2	3	1	2
Other	OT	0	0	1	1	-
Protective Order	PO	2	0	2	2	-
Prelim Prot Order	PP	3	0	3	3	-
Unlawful Detainer	UD	6	9	10	7	3
Warrant in Debt	WD	75	74	89	71	18
Civil Total		105	86	127	103	24

Carroll Totals		2,525	1,963	3,161	2,632	529
-----------------------	--	--------------	--------------	--------------	--------------	------------

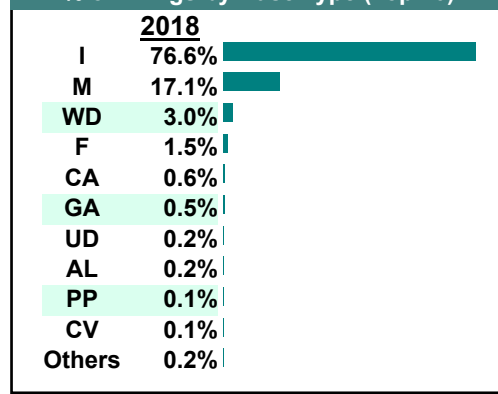
Calendared Filings with Top 12 Scheduled Times



% of Filings by Division



% of Filings by Case Type (Top 10)



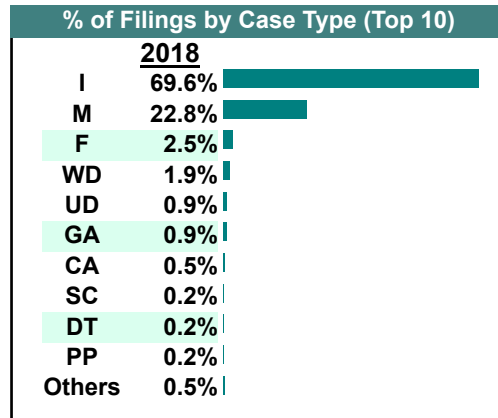
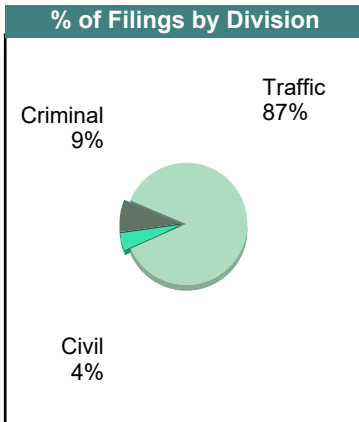
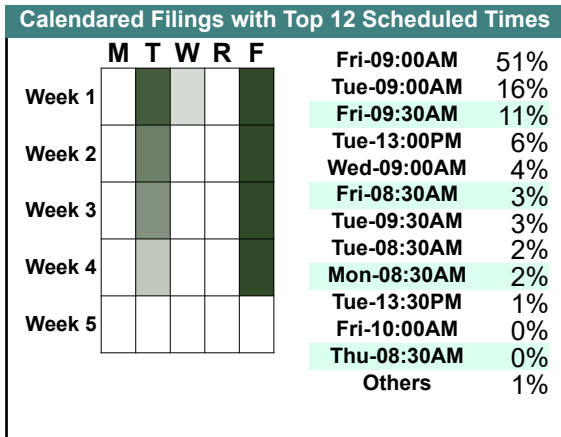
CASELOAD STATISTICS OF THE GENERAL DISTRICT COURTS

October 2018

Carroll

District: 27

		<u>Filings</u>	<u>Hearings</u>	<u>Transactions</u>	<u>Concluded</u>	<u>Cont</u>
<u>Criminal</u>						
Capias	CA	8	21	21	10	11
Civil Violation	CV	2	4	4	2	2
Felony	F	45	123	123	40	83
Misdemeanor	M	111	175	183	75	108
Show Cause	SC	4	11	11	4	7
Criminal Total		170	334	342	131	211
<u>Traffic</u>						
Capias	CA	2	5	5	1	4
Felony	F	4	9	9	0	9
Infraction	I	1,368	668	1,484	1,384	100
Misdemeanor	M	337	479	479	363	116
Show Cause	SC	0	4	4	2	2
Traffic Total		1,711	1,165	1,981	1,750	231
<u>Civil</u>						
Abstract	AJ	1	0	1	1	-
Detinue	DT	3	2	3	1	2
Garnishment	GA	17	0	18	18	-
Impoundment	IM	2	0	2	2	-
Interrogatory	IN	1	0	1	1	-
Other	OT	1	0	1	1	-
Protective Order	PO	2	0	2	2	-
Prelim Prot Order	PP	3	0	3	3	-
Unlawful Detainer	UD	18	17	20	17	3
Warrant in Debt	WD	37	41	43	32	11
Civil Total		85	60	94	78	16
Carroll Totals		1,966	1,559	2,417	1,959	458



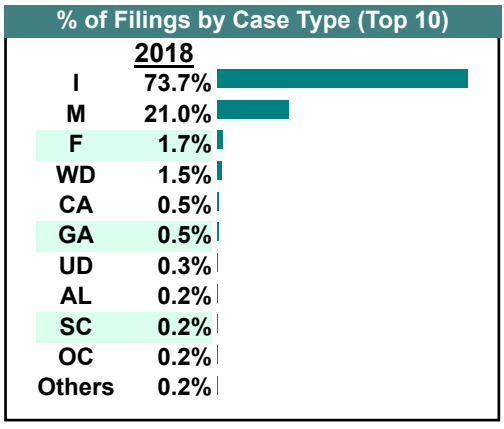
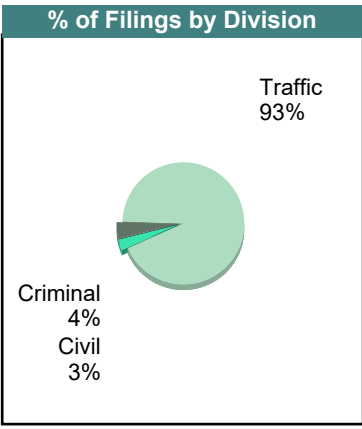
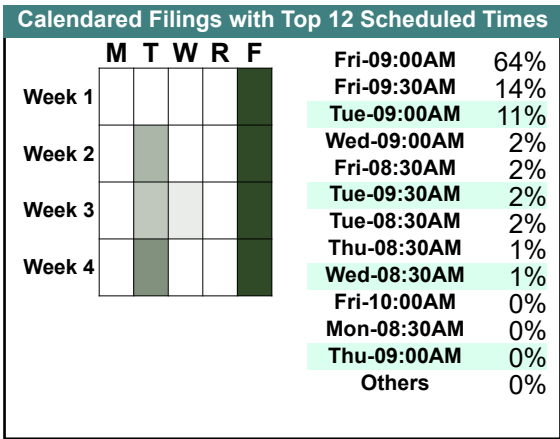
CASELOAD STATISTICS OF THE GENERAL DISTRICT COURTS

September 2018

Carroll

District: 27

		<u>Filings</u>	<u>Hearings</u>	<u>Transactions</u>	<u>Concluded</u>	<u>Cont</u>
<u>Criminal</u>						
Capias	CA	8	17	17	5	12
Civil Violation	CV	2	3	3	0	3
Felony	F	36	138	138	33	105
Misdemeanor	M	57	141	144	75	69
Show Cause	SC	1	3	3	1	2
Criminal Total		104	302	305	114	191
<u>Traffic</u>						
Capias	CA	4	7	7	3	4
Felony	F	3	9	9	4	5
Infraction	I	1,727	839	1,858	1,756	102
Misdemeanor	M	435	677	681	528	153
Show Cause	SC	3	5	5	2	3
Traffic Total		2,172	1,537	2,560	2,293	267
<u>Civil</u>						
Admin License	AL	5	0	5	5	-
Garnishment	GA	12	0	12	12	-
Impoundment	IM	1	0	1	1	-
Interrogatory	IN	0	0	1	1	-
Overweight	OC	4	2	6	4	2
Other	OT	1	1	1	0	1
Prelim Prot Order	PP	1	0	1	1	-
Show Cause	SC	1	0	1	1	-
Unlawful Detainer	UD	7	6	8	7	1
Warrant in Debt	WD	35	39	55	44	11
Civil Total		67	48	91	76	15
Carroll Totals		2,343	1,887	2,956	2,483	473



CASELOAD STATISTICS OF THE GENERAL DISTRICT COURTS

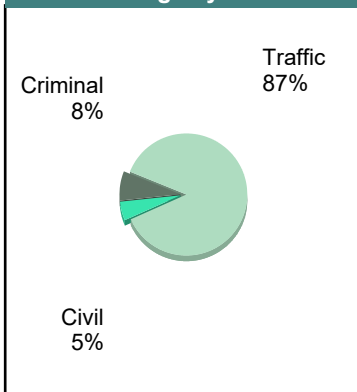
August 2018

		<u>Filings</u>	<u>Hearings</u>	<u>Transactions</u>	<u>Concluded</u>	<u>Cont</u>
<u>Criminal</u>						
Capias	CA	8	16	16	6	10
Civil Violation	CV	5	10	10	6	4
Felony	F	57	163	163	55	108
Misdemeanor	M	100	200	206	110	96
Show Cause	SC	2	12	12	6	6
Criminal Total		172	401	407	183	224
<u>Traffic</u>						
Capias	CA	2	7	7	5	2
Felony	F	3	8	8	5	3
Infraction	I	1,467	849	1,662	1,521	141
Misdemeanor	M	467	713	713	516	197
Show Cause	SC	1	2	2	0	2
Traffic Total		1,940	1,579	2,392	2,047	345
<u>Civil</u>						
Abstract	AJ	2	0	2	2	-
Admin License	AL	2	0	2	2	-
Detinue	DT	1	0	1	1	-
Garnishment	GA	19	1	20	19	1
Impoundment	IM	6	0	6	6	-
Interrogatory	IN	1	2	2	0	2
Other	OT	2	2	2	0	-
Protective Order	PO	2	0	2	2	-
Prelim Prot Order	PP	1	0	1	1	-
Unlawful Detainer	UD	21	17	22	19	3
Warrant in Debt	WD	56	54	69	59	10
Civil Total		113	76	129	111	16
Carroll Totals		2,225	2,056	2,928	2,341	585

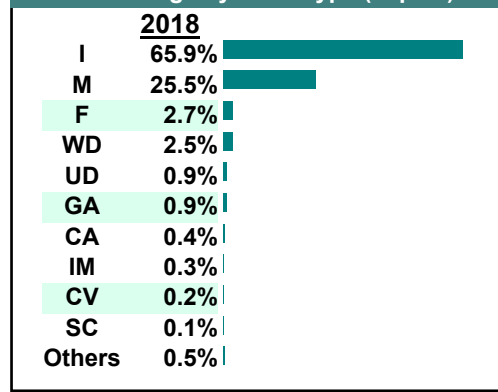
Calendarized Filings with Top 12 Scheduled Times

	M	T	W	R	F		
Week 1						Fri-09:00AM	52%
						Tue-09:00AM	19%
Week 2						Fri-09:30AM	13%
						Wed-09:00AM	4%
Week 3						Tue-09:30AM	3%
						Tue-08:30AM	2%
Week 4						Fri-08:30AM	2%
						Thu-08:30AM	2%
Week 5						Fri-10:00AM	0%
						Mon-08:30AM	0%
						Wed-08:30AM	0%
						Thu-09:00AM	0%
						Others	0%

% of Filings by Division



% of Filings by Case Type (Top 10)



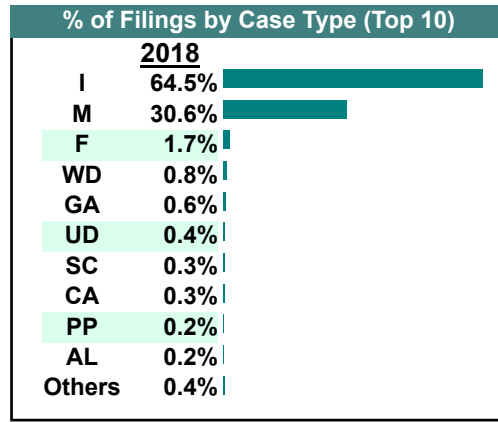
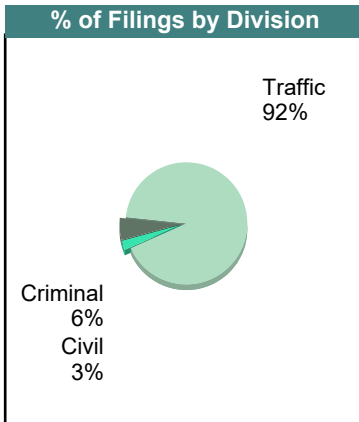
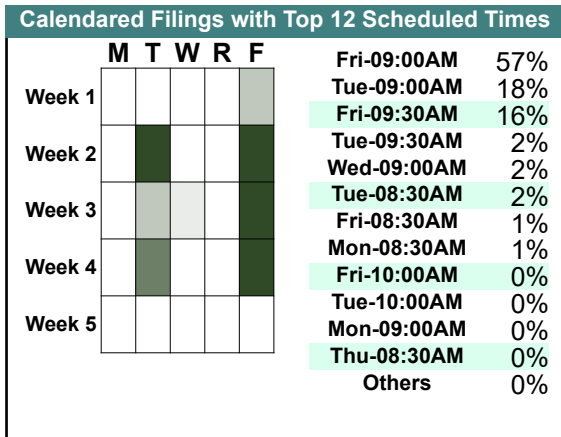
CASELOAD STATISTICS OF THE GENERAL DISTRICT COURTS

July 2018

Carroll

District: 27

		<u>Filings</u>	<u>Hearings</u>	<u>Transactions</u>	<u>Concluded</u>	<u>Cont</u>
<u>Criminal</u>						
Capias	CA	7	21	21	9	12
Civil Violation	CV	1	1	1	1	-
Felony	F	34	118	118	40	78
Misdemeanor	M	96	193	195	103	92
Show Cause	SC	4	17	17	4	13
Criminal Total		142	350	352	157	195
<u>Traffic</u>						
Capias	CA	0	5	5	1	4
Civil Violation	CV	1	1	1	1	-
Felony	F	7	12	12	1	11
Infraction	I	1,588	853	1,721	1,617	104
Misdemeanor	M	658	814	816	618	198
Show Cause	SC	4	9	9	4	5
Traffic Total		2,258	1,694	2,564	2,242	322
<u>Civil</u>						
Admin License	AL	4	0	4	4	-
Garnishment	GA	15	1	15	14	1
Impoundment	IM	1	0	1	1	-
Overweight	OC	3	2	3	1	2
Other	OT	2	0	2	2	-
Protective Order	PO	3	0	4	4	-
Prelim Prot Order	PP	6	0	6	6	-
Unlawful Detainer	UD	9	8	10	7	3
Warrant in Debt	WD	20	26	28	20	8
Civil Total		63	37	73	59	14
Carroll Totals		2,463	2,081	2,989	2,458	531



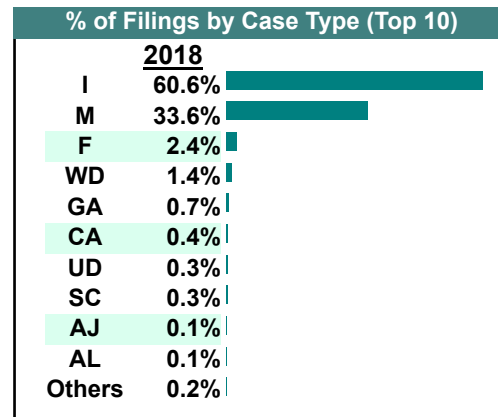
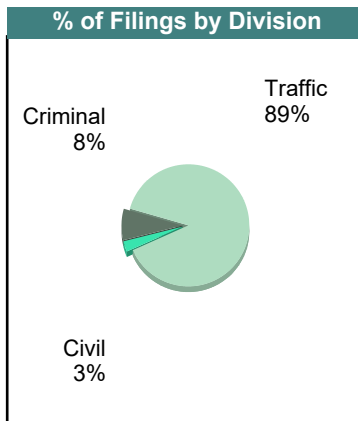
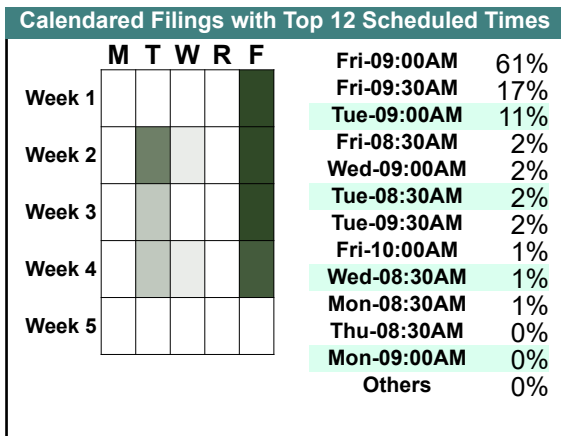
CASELOAD STATISTICS OF THE GENERAL DISTRICT COURTS

June 2018

Carroll

District: 27

		<u>Filings</u>	<u>Hearings</u>	<u>Transactions</u>	<u>Concluded</u>	<u>Cont</u>
<u>Criminal</u>						
Capias	CA	5	8	8	1	7
Civil Violation	CV	1	2	2	0	2
Felony	F	52	144	144	29	115
Misdemeanor	M	124	243	257	146	111
Show Cause	SC	6	9	9	2	7
Criminal Total		188	406	420	178	242
<u>Traffic</u>						
Capias	CA	4	5	5	1	4
Felony	F	2	6	6	2	4
Infraction	I	1,372	762	1,494	1,335	159
Misdemeanor	M	636	819	820	618	202
Show Cause	SC	0	1	1	0	1
Traffic Total		2,014	1,593	2,326	1,956	370
<u>Civil</u>						
Abstract	AJ	3	0	3	3	-
Admin License	AL	3	0	3	3	-
Garnishment	GA	15	0	15	15	-
Other	OT	1	0	1	1	-
Protective Order	PO	1	1	1	0	1
Prelim Prot Order	PP	1	0	1	1	-
Unlawful Detainer	UD	7	6	9	8	1
Warrant in Debt	WD	31	49	61	38	23
Civil Total		62	56	94	69	25
Carroll Totals		2,264	2,055	2,840	2,203	637



CASELOAD STATISTICS OF THE GENERAL DISTRICT COURTS

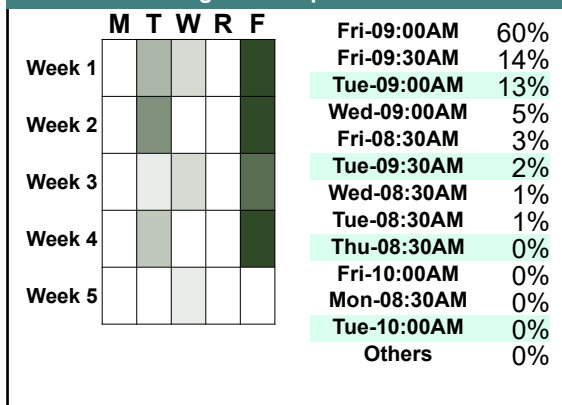
May 2018

Carroll

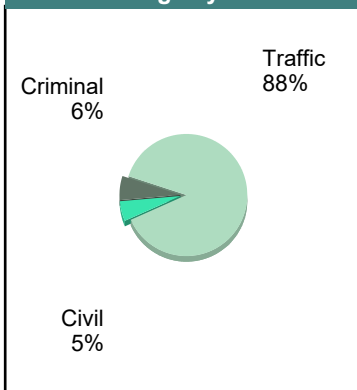
District: 27

		<u>Filings</u>	<u>Hearings</u>	<u>Transactions</u>	<u>Concluded</u>	<u>Cont</u>
<u>Criminal</u>						
Capias	CA	0	6	6	4	2
Civil Violation	CV	3	5	5	4	1
Felony	F	43	123	123	45	78
Misdemeanor	M	108	152	157	59	98
Show Cause	SC	5	7	7	3	4
Criminal Total		159	293	298	115	183
<u>Traffic</u>						
Capias	CA	0	2	2	1	1
Felony	F	1	3	3	2	1
Infraction	I	1,589	798	1,695	1,547	148
Misdemeanor	M	593	731	735	553	182
Show Cause	SC	2	3	3	1	2
Traffic Total		2,185	1,537	2,438	2,104	334
<u>Civil</u>						
Abstract	AJ	1	0	1	1	-
Admin License	AL	3	0	3	3	-
Detinue	DT	1	2	2	1	1
Garnishment	GA	23	0	25	25	-
Impoundment	IM	2	0	2	2	-
Prelim Prot Order	PP	1	0	1	1	-
Show Cause	SC	1	0	1	1	-
Unlawful Detainer	UD	12	11	15	12	3
Warrant in Debt	WD	87	114	142	115	26
Civil Total		131	127	192	161	30
Carroll Totals		2,475	1,957	2,928	2,380	547

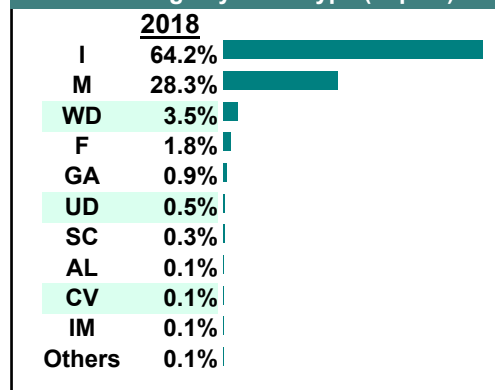
Calendared Filings with Top 12 Scheduled Times



% of Filings by Division



% of Filings by Case Type (Top 10)



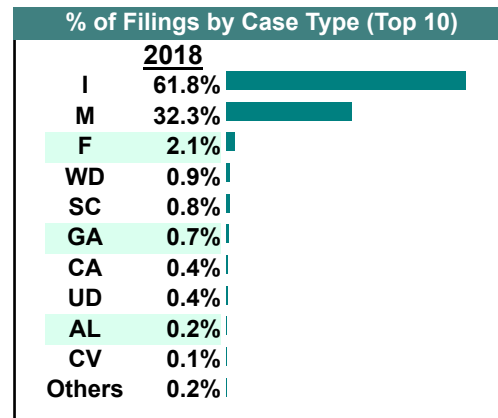
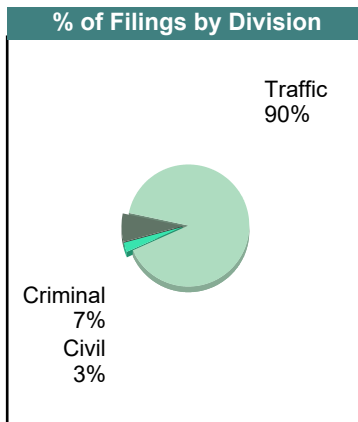
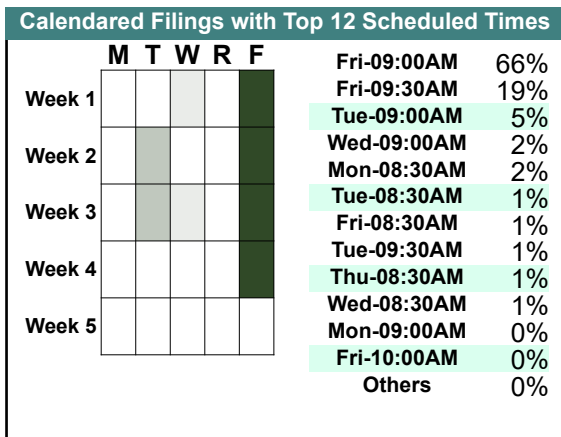
April 2018

		Filings	Hearings	Transactions	Concluded	Cont
<u>Criminal</u>						
Capias	CA	9	16	16	7	9
Civil Violation	CV	3	7	7	3	4
Felony	F	47	137	137	40	97
Misdemeanor	M	101	173	175	86	89
Show Cause	SC	17	18	18	12	6
Criminal Total		177	351	353	148	205

		Filings	Hearings	Transactions	Concluded	Cont
<u>Traffic</u>						
Capias	CA	1	4	4	1	3
Felony	F	3	5	5	1	4
Infraction	I	1,468	768	1,612	1,520	92
Misdemeanor	M	666	913	913	715	198
Show Cause	SC	2	5	5	2	3
Traffic Total		2,140	1,695	2,539	2,239	300

		Filings	Hearings	Transactions	Concluded	Cont
<u>Civil</u>						
Abstract	AJ	1	0	1	1	-
Admin License	AL	5	0	5	5	-
Counter Claim	CC	1	1	1	1	-
Detinue	DT	0	0	1	1	-
Garnishment	GA	17	1	18	17	1
Protective Order	PO	2	0	2	2	-
Prelim Prot Order	PP	1	0	1	1	-
Show Cause	SC	1	0	1	1	-
Unlawful Detainer	UD	10	9	10	8	2
Warrant in Debt	WD	22	26	32	26	6
Civil Total		60	37	72	63	9

Carroll Totals		2,377	2,083	2,964	2,450	514
-----------------------	--	--------------	--------------	--------------	--------------	------------



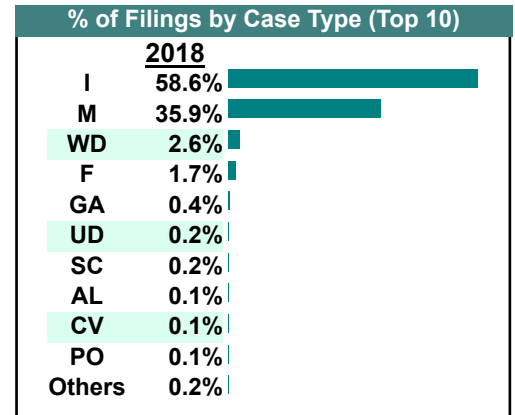
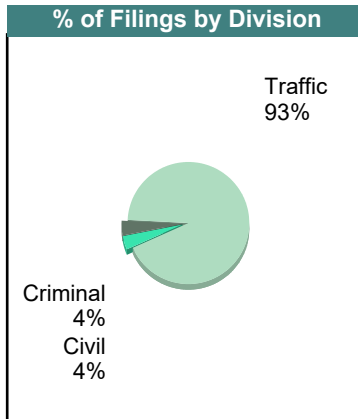
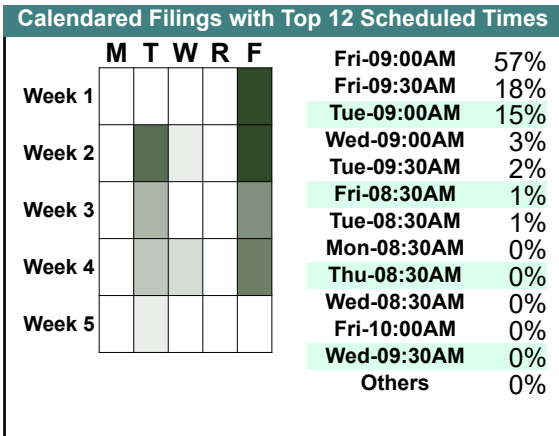
CASELOAD STATISTICS OF THE GENERAL DISTRICT COURTS

March 2018

Carroll

District: 27

		<u>Filings</u>	<u>Hearings</u>	<u>Transactions</u>	<u>Concluded</u>	<u>Cont</u>
<u>Criminal</u>						
Capias	CA	1	3	3	1	2
Civil Violation	CV	2	5	5	3	2
Felony	F	40	116	116	27	89
Misdemeanor	M	56	127	129	58	71
Show Cause	SC	1	3	3	2	1
Criminal Total		100	254	256	91	165
<u>Traffic</u>						
Capias	CA	0	1	1	1	-
Felony	F	3	4	4	0	4
Infraction	I	1,525	825	1,662	1,532	130
Misdemeanor	M	879	1,043	1,043	825	218
Show Cause	SC	3	5	5	3	2
Traffic Total		2,410	1,878	2,715	2,361	354
<u>Civil</u>						
Admin License	AL	3	0	3	3	-
Detinue	DT	1	2	2	1	1
Garnishment	GA	11	2	11	9	2
Other	OT	1	0	1	1	-
Protective Order	PO	2	0	2	2	-
Prelim Prot Order	PP	2	0	2	2	-
Unlawful Detainer	UD	5	2	9	9	-
Warrant in Debt	WD	69	78	92	65	27
Civil Total		94	84	122	92	30
Carroll Totals		2,604	2,216	3,093	2,544	549




CASELOAD STATISTICS OF THE GENERAL DISTRICT COURTS

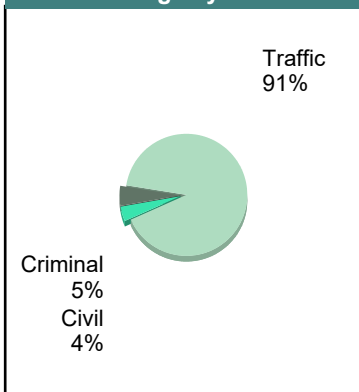
February 2018

		<u>Filings</u>	<u>Hearings</u>	<u>Transactions</u>	<u>Concluded</u>	<u>Cont</u>
<u>Criminal</u>						
Capias	CA	0	5	5	2	3
Civil Violation	CV	3	7	7	3	4
Felony	F	24	94	94	37	57
Misdemeanor	M	89	147	157	98	59
Show Cause	SC	6	12	12	8	4
Criminal Total		122	265	275	148	127
<u>Traffic</u>						
Capias	CA	3	9	9	5	4
Felony	F	0	2	2	1	1
Infraction	I	1,609	873	1,768	1,642	126
Misdemeanor	M	566	772	773	598	175
Show Cause	SC	3	8	8	4	4
Traffic Total		2,181	1,664	2,560	2,250	310
<u>Civil</u>						
Admin License	AL	1	0	1	1	-
Counter Claim	CC	1	0	1	1	-
Detinue	DT	1	1	1	0	1
Garnishment	GA	18	6	23	17	5
Overweight	OC	2	0	2	2	-
Other	OT	3	0	3	3	-
Prelim Prot Order	PP	4	0	4	4	-
Unlawful Detainer	UD	6	9	10	4	6
Warrant in Debt	WD	59	81	95	35	60
Civil Total		95	97	140	67	72
Carroll Totals		2,398	2,026	2,975	2,465	509

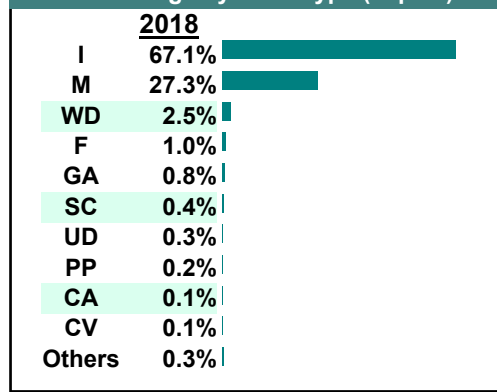
Calendar Filings with Top 12 Scheduled Times



% of Filings by Division



% of Filings by Case Type (Top 10)



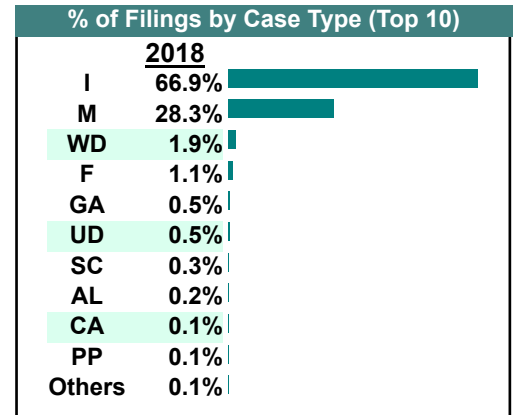
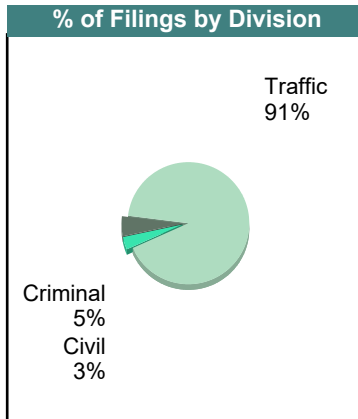
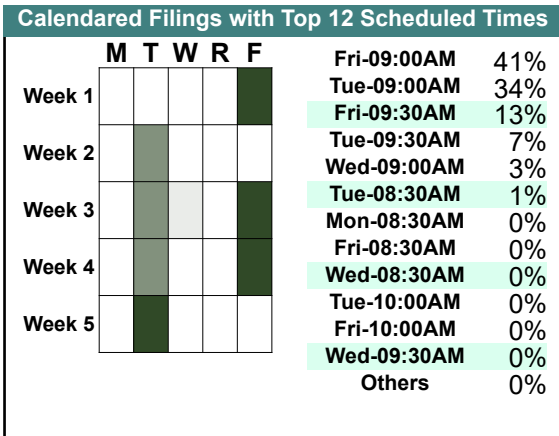
CASELOAD STATISTICS OF THE GENERAL DISTRICT COURTS

January 2018

Carroll

District: 27

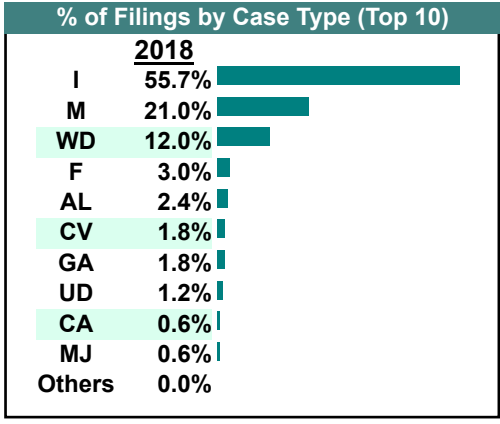
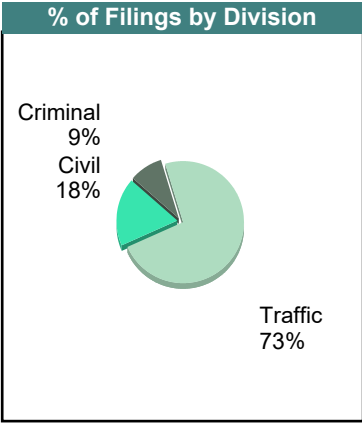
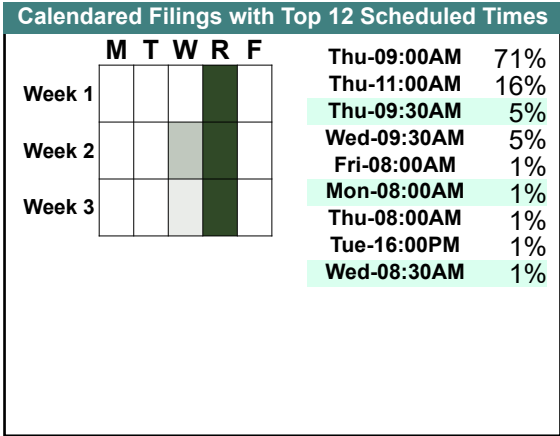
		<u>Filings</u>	<u>Hearings</u>	<u>Transactions</u>	<u>Concluded</u>	<u>Cont</u>
<u>Criminal</u>						
Capias	CA	2	8	8	3	5
Civil Violation	CV	1	1	1	0	1
Felony	F	32	118	118	44	74
Misdemeanor	M	116	155	178	99	79
Show Cause	SC	5	16	16	12	4
Criminal Total		156	298	321	158	163
<u>Traffic</u>						
Capias	CA	2	5	5	3	2
Felony	F	0	3	3	2	1
Infraction	I	1,914	934	2,011	1,851	160
Misdemeanor	M	695	808	808	602	206
Show Cause	SC	3	4	4	1	3
Traffic Total		2,614	1,754	2,831	2,459	372
<u>Civil</u>						
Admin License	AL	6	0	6	6	-
Detinue	DT	0	2	2	2	-
Garnishment	GA	14	0	14	14	-
Other	OT	1	0	1	1	-
Protective Order	PO	1	0	1	1	-
Prelim Prot Order	PP	3	0	3	3	-
Unlawful Detainer	UD	13	12	14	13	1
Warrant in Debt	WD	54	59	68	47	21
Civil Total		92	73	109	87	22
Carroll Totals		2,862	2,125	3,261	2,704	557



CASELOAD STATISTICS OF THE GENERAL DISTRICT COURTS

December 2018

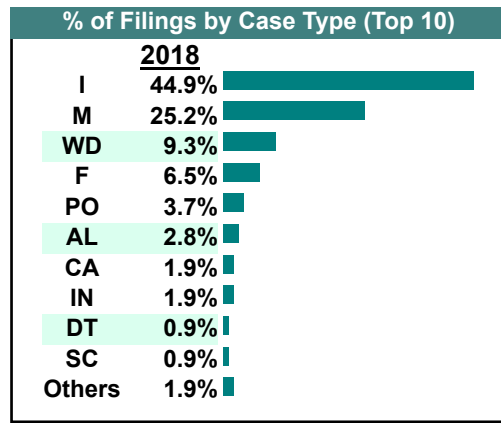
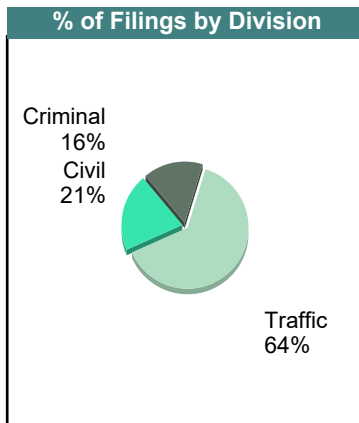
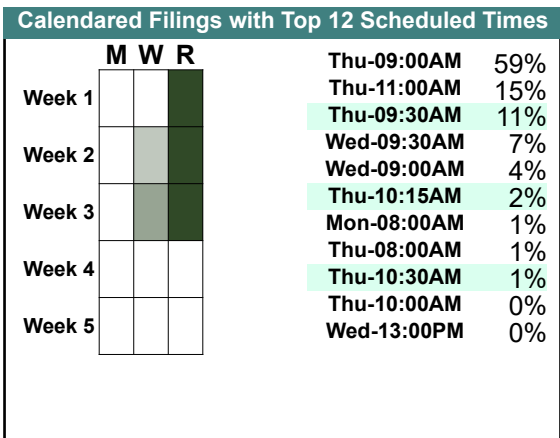
		<u>Filings</u>	<u>Hearings</u>	<u>Transactions</u>	<u>Concluded</u>	<u>Cont</u>
<u>Criminal</u>						
Capias	CA	1	3	3	1	2
Felony	F	5	14	14	6	8
Misdemeanor	M	9	20	20	5	15
Criminal Total		15	37	37	12	25
<u>Traffic</u>						
Civil Violation	CV	3	3	3	0	3
Felony	F	0	1	1	0	1
Infraction	I	93	78	118	98	20
Misdemeanor	M	26	43	43	24	19
Traffic Total		122	125	165	122	43
<u>Civil</u>						
Admin License	AL	4	0	4	4	-
Detinue	DT	0	1	1	1	-
Garnishment	GA	3	1	4	3	1
Motion for Judgment	MJ	1	1	1	0	1
Tenants Assertion	TA	0	1	1	1	-
Unlawful Detainer	UD	2	1	3	3	-
Warrant in Debt	WD	20	22	26	20	6
Civil Total		30	27	40	32	8
Floyd Totals		167	189	242	166	76



CASELOAD STATISTICS OF THE GENERAL DISTRICT COURTS

November 2018

		<u>Filings</u>	<u>Hearings</u>	<u>Transactions</u>	<u>Concluded</u>	<u>Cont</u>
<u>Criminal</u>						
Capias	CA	1	1	1	1	-
Felony	F	6	22	22	3	19
Misdemeanor	M	10	20	20	8	12
Show Cause	SC	0	2	2	2	-
Criminal Total		17	45	45	14	31
<u>Traffic</u>						
Capias	CA	1	2	2	0	2
Civil Violation	CV	0	1	1	0	1
Felony	F	1	3	3	1	2
Infraction	I	48	44	61	47	14
Misdemeanor	M	17	37	37	15	22
Show Cause	SC	1	3	3	1	2
Traffic Total		68	90	107	64	43
<u>Civil</u>						
Admin License	AL	3	0	3	3	-
Detinue	DT	1	1	1	0	1
Garnishment	GA	0	0	1	1	-
Interrogatory	IN	2	1	3	2	1
Protective Order	PO	4	0	4	4	-
Tenants Assertion	TA	1	1	1	0	1
Unlawful Detainer	UD	1	2	2	1	1
Warrant in Debt	WD	10	10	13	9	4
Civil Total		22	15	28	20	8
Floyd Totals		107	150	180	98	82

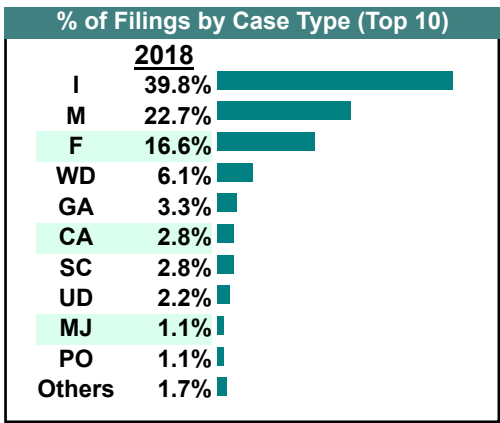
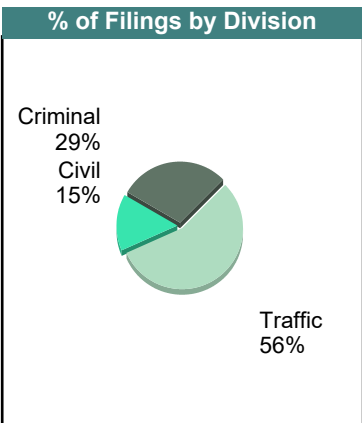
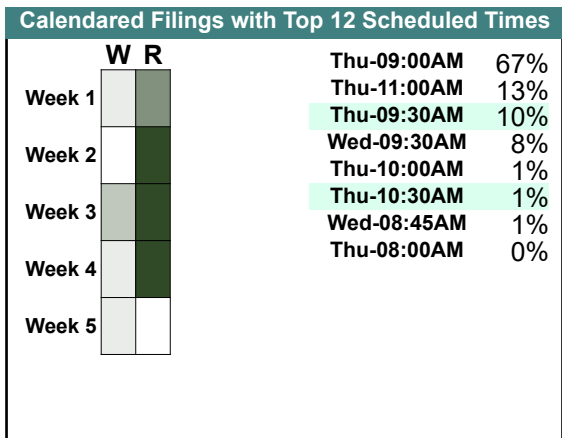


CASELOAD STATISTICS OF THE GENERAL DISTRICT COURTS

October 2018

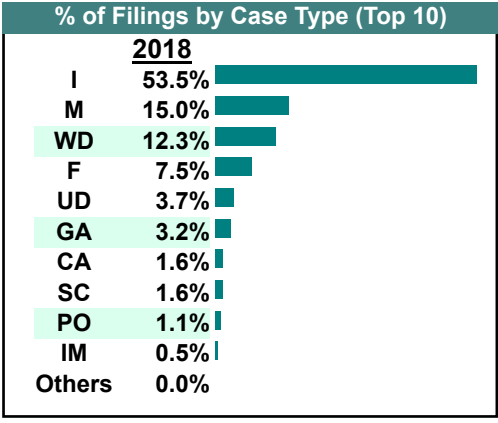
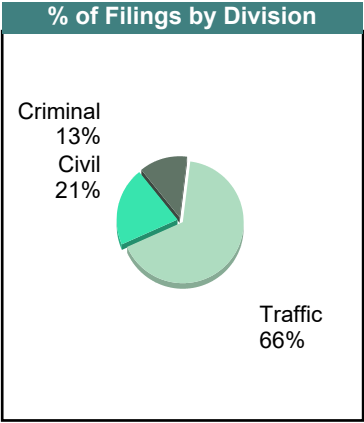
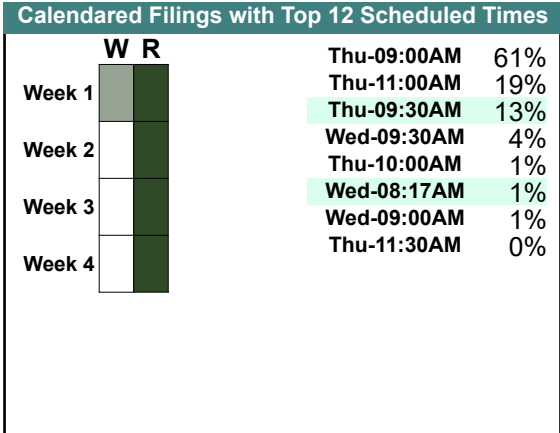
Floyd
District: 27

		<u>Filings</u>	<u>Hearings</u>	<u>Transactions</u>	<u>Concluded</u>	<u>Cont</u>
<u>Criminal</u>						
Capias	CA	4	8	8	4	4
Felony	F	30	43	43	28	15
Misdemeanor	M	18	36	36	18	18
Show Cause	SC	1	3	3	0	3
Criminal Total		53	90	90	50	40
<u>Traffic</u>						
Capias	CA	1	2	2	1	1
Felony	F	0	2	2	2	-
Infraction	I	72	64	91	71	20
Misdemeanor	M	23	43	43	24	19
Motion	MO	1	1	1	1	-
Show Cause	SC	4	4	4	4	-
Traffic Total		101	116	143	103	40
<u>Civil</u>						
Garnishment	GA	6	0	7	7	-
Interrogatory	IN	0	1	1	0	1
Motion for Judgment	MJ	2	2	2	0	2
Other	OT	1	0	1	1	-
Protective Order	PO	2	0	2	2	-
Prelim Prot Order	PP	1	0	1	1	-
Unlawful Detainer	UD	4	4	6	5	1
Warrant in Debt	WD	11	10	14	11	3
Civil Total		27	17	34	27	7
Floyd Totals		181	223	267	180	87



September 2018

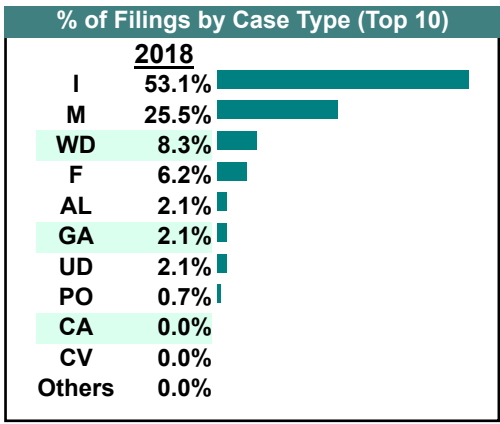
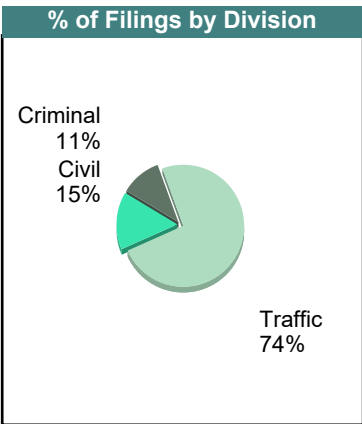
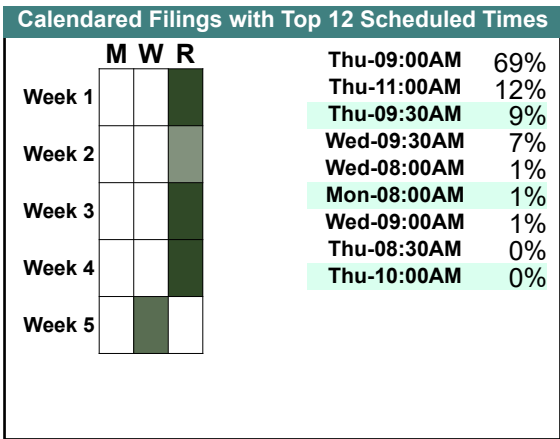
		Filings	Hearings	Transactions	Concluded	Cont
<u>Criminal</u>						
Capias	CA	1	1	1	0	1
Felony	F	13	35	35	12	23
Misdemeanor	M	8	28	29	11	18
Show Cause	SC	2	2	2	1	1
Criminal Total		24	66	67	24	43
<u>Traffic</u>						
Capias	CA	2	3	3	1	2
Civil Violation	CV	0	5	5	2	3
Felony	F	1	3	3	1	2
Infraction	I	100	72	116	94	22
Misdemeanor	M	20	45	45	27	18
Show Cause	SC	1	3	3	2	1
Traffic Total		124	131	175	127	48
<u>Civil</u>						
Garnishment	GA	6	1	7	6	1
Impoundment	IM	1	0	1	1	-
Interrogatory	IN	0	0	2	2	-
Protective Order	PO	2	0	2	2	-
Unlawful Detainer	UD	7	9	10	7	3
Warrant in Debt	WD	23	19	38	35	3
Civil Total		39	29	60	53	7
Floyd Totals		187	226	302	204	98



CASELOAD STATISTICS OF THE GENERAL DISTRICT COURTS

August 2018

		<u>Filings</u>	<u>Hearings</u>	<u>Transactions</u>	<u>Concluded</u>	<u>Cont</u>
<u>Criminal</u>						
Capias	CA	0	5	5	5	-
Felony	F	7	16	16	5	11
Misdemeanor	M	9	27	27	10	17
Show Cause	SC	0	2	2	2	-
Criminal Total		16	50	50	22	28
<u>Traffic</u>						
Civil Violation	CV	0	2	2	1	1
Felony	F	2	4	4	1	3
Infraction	I	77	71	93	76	17
Misdemeanor	M	28	47	47	22	25
Show Cause	SC	0	2	2	0	2
Traffic Total		107	126	148	100	48
<u>Civil</u>						
Admin License	AL	3	0	3	3	-
Garnishment	GA	3	2	4	2	2
Interrogatory	IN	0	1	1	0	1
Protective Order	PO	1	0	1	1	-
Unlawful Detainer	UD	3	5	5	4	1
Warrant in Debt	WD	12	11	17	11	6
Civil Total		22	19	31	21	10
Floyd Totals		145	195	229	143	86

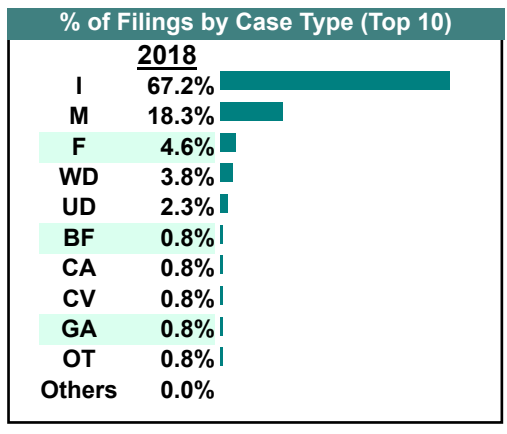
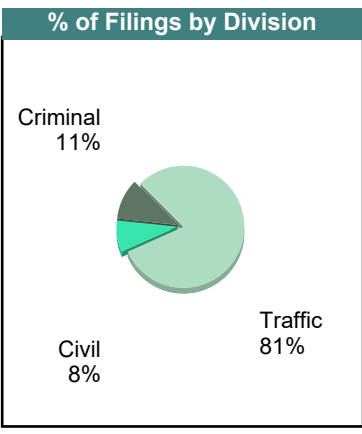
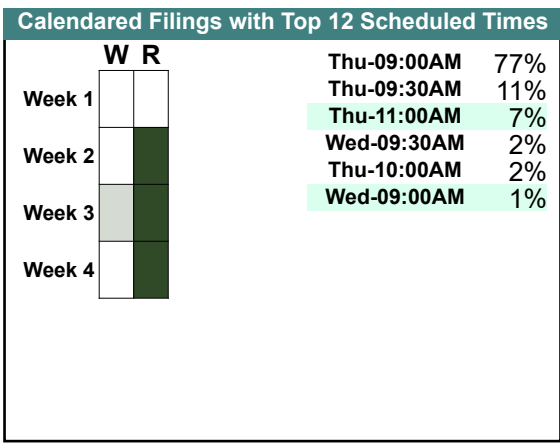


CASELOAD STATISTICS OF THE GENERAL DISTRICT COURTS

July 2018

Floyd
District: 27

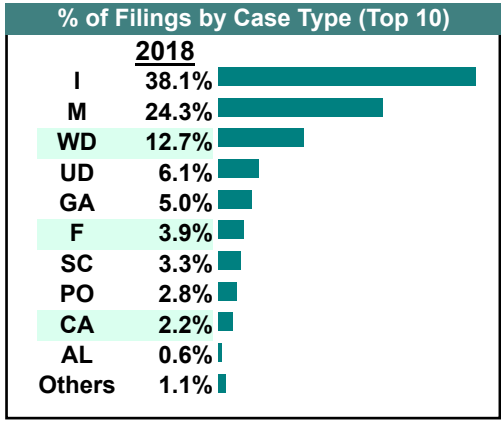
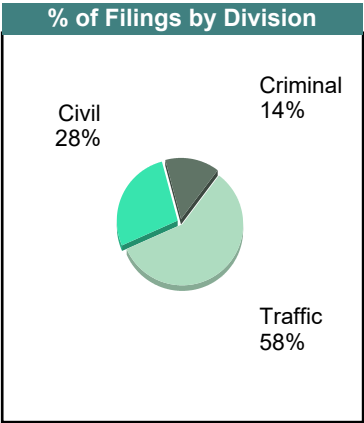
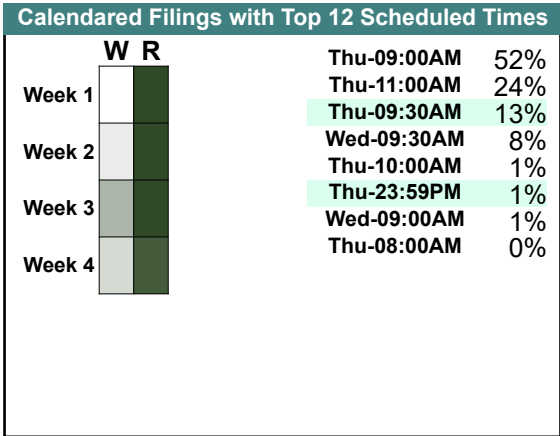
		<u>Filings</u>	<u>Hearings</u>	<u>Transactions</u>	<u>Concluded</u>	<u>Cont</u>
<u>Criminal</u>						
Capias	CA	1	3	3	0	3
Felony	F	6	14	14	1	13
Misdemeanor	M	7	17	17	4	13
Show Cause	SC	0	1	1	0	1
Criminal Total		14	35	35	5	30
<u>Traffic</u>						
Civil Violation	CV	1	1	1	0	1
Infraction	I	88	81	100	86	14
Misdemeanor	M	17	28	28	14	14
Show Cause	SC	0	8	8	4	4
Traffic Total		106	118	137	104	33
<u>Civil</u>						
Bond Forfeiture	BF	1	0	1	1	-
Garnishment	GA	1	0	1	1	-
Other	OT	1	0	1	1	-
Unlawful Detainer	UD	3	4	6	4	2
Warrant in Debt	WD	5	4	8	4	4
Civil Total		11	8	17	11	6
Floyd Totals		131	161	189	120	69



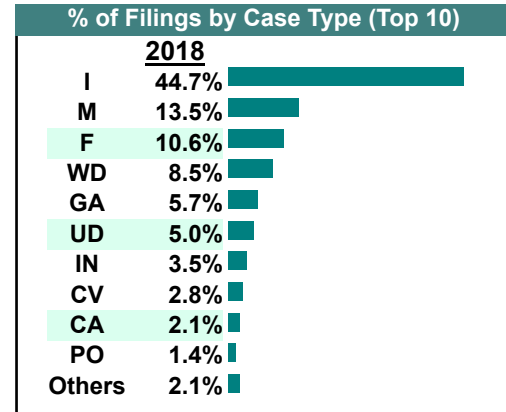
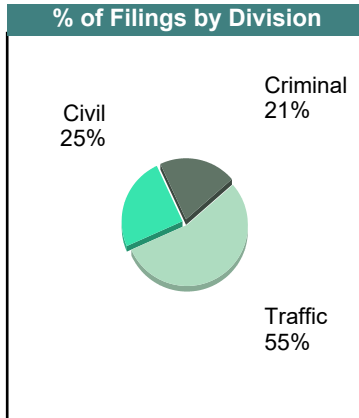
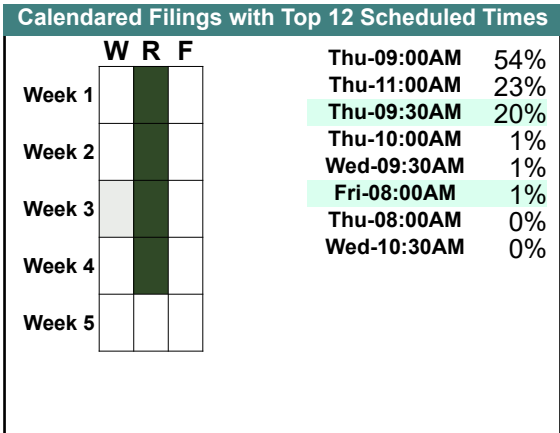
CASELOAD STATISTICS OF THE GENERAL DISTRICT COURTS

June 2018

		<u>Filings</u>	<u>Hearings</u>	<u>Transactions</u>	<u>Concluded</u>	<u>Cont</u>
<u>Criminal</u>						
Capias	CA	4	8	8	1	7
Felony	F	6	15	15	3	12
Misdemeanor	M	16	27	27	8	19
Show Cause	SC	0	3	3	2	1
Criminal Total		26	53	53	14	39
<u>Traffic</u>						
Civil Violation	CV	0	2	2	1	1
Felony	F	1	3	3	0	3
Infraction	I	69	63	83	65	18
Misdemeanor	M	28	48	48	23	25
Motion	MO	1	1	1	1	-
Show Cause	SC	6	7	7	1	6
Traffic Total		105	124	144	91	53
<u>Civil</u>						
Admin License	AL	1	0	1	1	-
Garnishment	GA	9	0	9	9	-
Interrogatory	IN	0	1	1	0	1
Other	OT	1	0	1	1	-
Protective Order	PO	5	0	5	5	-
Unlawful Detainer	UD	11	11	14	8	6
Warrant in Debt	WD	23	26	38	26	12
Civil Total		50	38	69	50	19
Floyd Totals		181	215	266	155	111

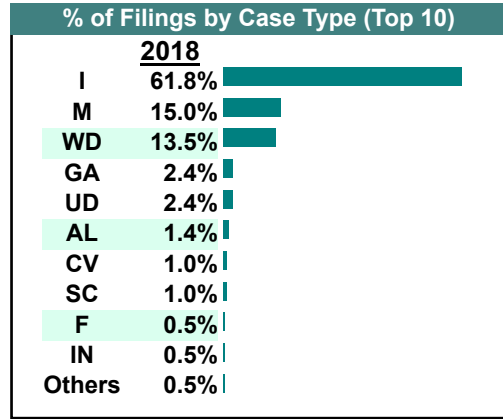
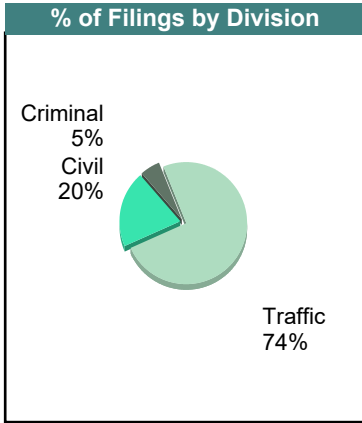
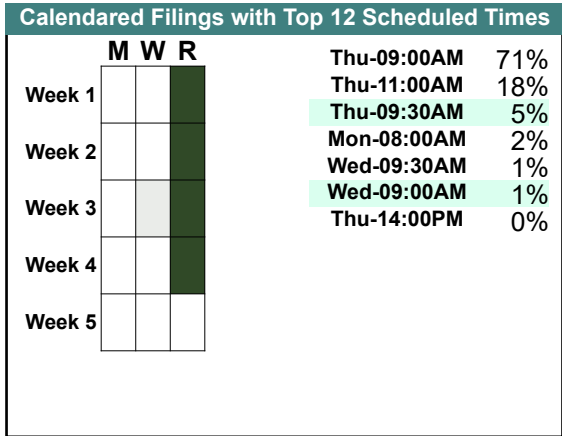


		<u>Filings</u>	<u>Hearings</u>	<u>Transactions</u>	<u>Concluded</u>	<u>Cont</u>
<u>Criminal</u>						
Capias	CA	3	7	7	3	4
Civil Violation	CV	2	3	3	2	1
Felony	F	15	26	26	13	13
Misdemeanor	M	9	23	23	12	11
Show Cause	SC	0	5	5	1	4
Criminal Total		29	64	64	31	33
<u>Traffic</u>						
Civil Violation	CV	2	2	2	0	2
Infraction	I	63	70	85	72	13
Misdemeanor	M	10	26	26	13	13
Motion	MO	1	1	1	1	-
Show Cause	SC	1	5	5	4	1
Traffic Total		77	104	119	90	29
<u>Civil</u>						
Admin License	AL	1	0	1	1	-
Garnishment	GA	8	2	9	7	2
Interrogatory	IN	5	3	7	4	3
Protective Order	PO	2	0	2	2	-
Unlawful Detainer	UD	7	7	8	6	2
Warrant in Debt	WD	12	17	20	12	8
Civil Total		35	29	47	32	15
Floyd Totals		141	197	230	153	77



April 2018

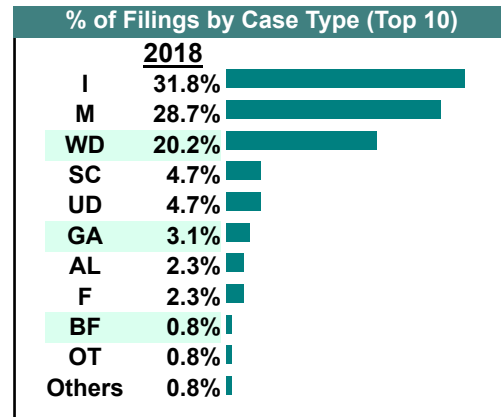
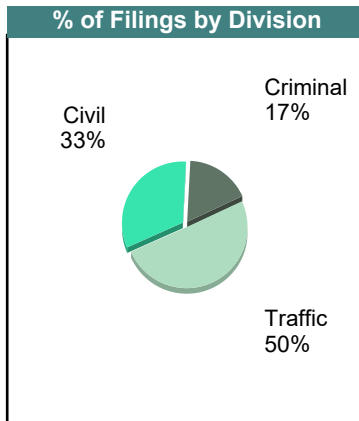
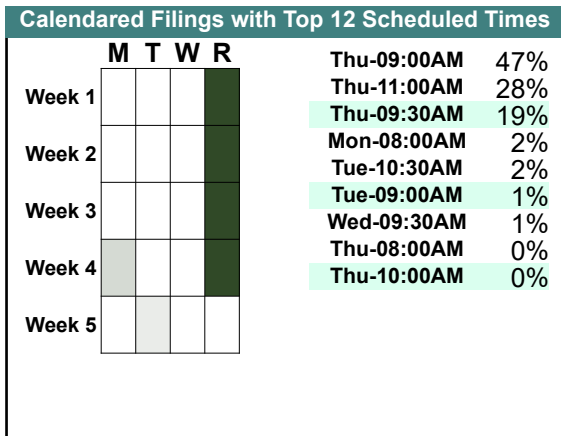
		Filings	Hearings	Transactions	Concluded	Cont
<u>Criminal</u>						
Capias	CA	0	2	2	0	2
Felony	F	0	7	7	2	5
Misdemeanor	M	9	20	22	14	8
Show Cause	SC	2	5	5	2	3
Criminal Total		11	34	36	18	18
<u>Traffic</u>						
Capias	CA	0	1	1	1	-
Civil Violation	CV	2	3	3	1	2
Felony	F	1	2	2	0	2
Infraction	I	128	105	145	115	30
Misdemeanor	M	22	38	38	19	19
Motion	MO	1	1	1	1	-
Show Cause	SC	0	5	5	2	3
Traffic Total		154	155	195	139	56
<u>Civil</u>						
Admin License	AL	3	0	3	3	-
Garnishment	GA	5	0	5	5	-
Interrogatory	IN	1	1	1	0	1
Show Cause	SC	0	0	1	1	-
Unlawful Detainer	UD	5	4	5	5	-
Warrant in Debt	WD	28	18	32	22	10
Civil Total		42	23	47	36	11
Floyd Totals		207	212	278	193	85



CASELOAD STATISTICS OF THE GENERAL DISTRICT COURTS

March 2018

		<u>Filings</u>	<u>Hearings</u>	<u>Transactions</u>	<u>Concluded</u>	<u>Cont</u>
<u>Criminal</u>						
Capias	CA	0	2	2	0	2
Civil Violation	CV	0	1	1	1	-
Felony	F	3	10	10	6	4
Misdemeanor	M	16	31	33	14	19
Show Cause	SC	3	7	7	2	5
Criminal Total		22	51	53	23	30
<u>Traffic</u>						
Civil Violation	CV	0	1	1	1	-
Infraction	I	41	48	62	53	9
Misdemeanor	M	21	42	42	25	17
Show Cause	SC	3	3	3	3	-
Traffic Total		65	94	108	82	26
<u>Civil</u>						
Admin License	AL	3	0	3	3	-
Bond Forfeiture	BF	1	0	1	1	-
Garnishment	GA	4	0	4	4	-
Interrogatory	IN	0	1	1	0	1
Other	OT	1	1	1	0	-
Protective Order	PO	1	0	1	1	-
Petition-Restore Arms	PR	0	0	1	1	-
Show Cause	SC	0	1	1	0	1
Unlawful Detainer	UD	6	6	7	6	1
Warrant in Debt	WD	26	29	42	29	13
Civil Total		42	38	62	45	16
Floyd Totals		129	183	223	150	72

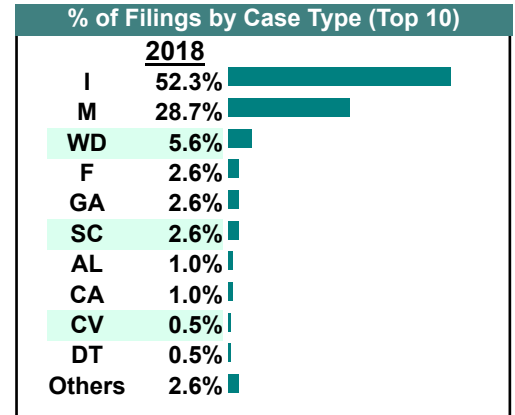
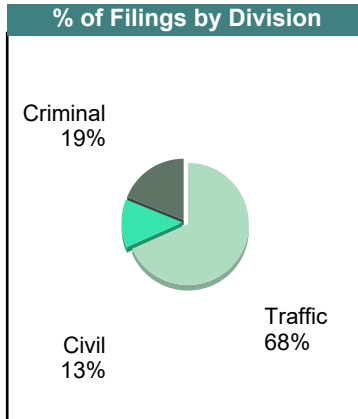
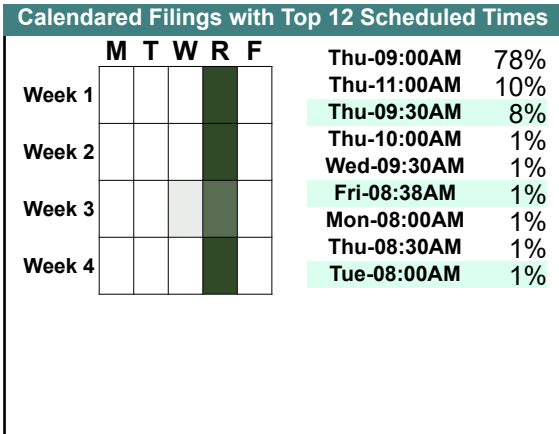


CASELOAD STATISTICS OF THE GENERAL DISTRICT COURTS

February 2018

Floyd
District: 27

		<u>Filings</u>	<u>Hearings</u>	<u>Transactions</u>	<u>Concluded</u>	<u>Cont</u>
<u>Criminal</u>						
Felony	F	5	18	18	10	8
Misdemeanor	M	30	44	54	45	9
Show Cause	SC	2	2	2	1	1
Criminal Total		37	64	74	56	18
<u>Traffic</u>						
Capias	CA	2	3	3	1	2
Civil Violation	CV	1	2	2	0	2
Felony	F	0	1	1	1	-
Infraction	I	102	102	125	103	22
Misdemeanor	M	26	51	51	31	20
Show Cause	SC	2	8	8	1	7
Traffic Total		133	167	190	137	53
<u>Civil</u>						
Admin License	AL	2	0	2	2	-
Detinue	DT	1	0	1	1	-
Garnishment	GA	5	0	5	5	-
Impoundment	IM	1	0	1	1	-
Interrogatory	IN	1	1	2	1	1
Other	OT	1	0	1	1	-
Protective Order	PO	1	0	1	1	-
Show Cause	SC	1	1	1	0	1
Unlawful Detainer	UD	1	1	1	1	-
Warrant in Debt	WD	11	15	19	9	10
Civil Total		25	18	34	22	12
Floyd Totals		195	249	298	215	83

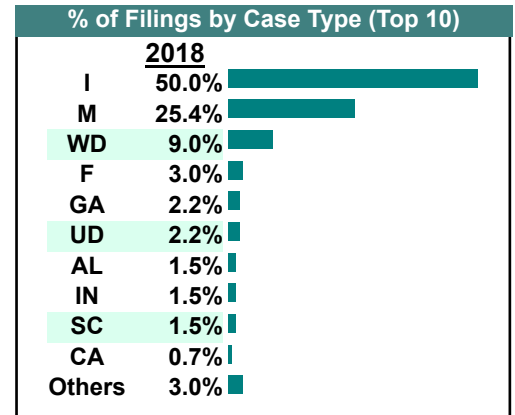
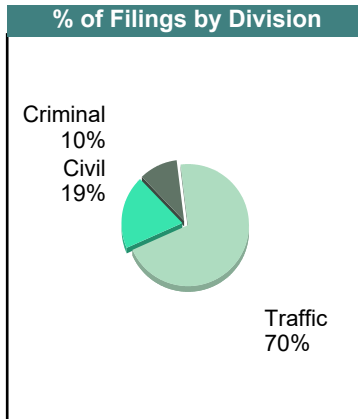
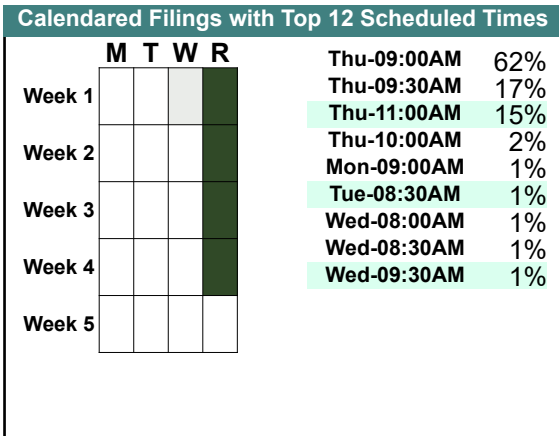


CASELOAD STATISTICS OF THE GENERAL DISTRICT COURTS

January 2018

Floyd
District: 27

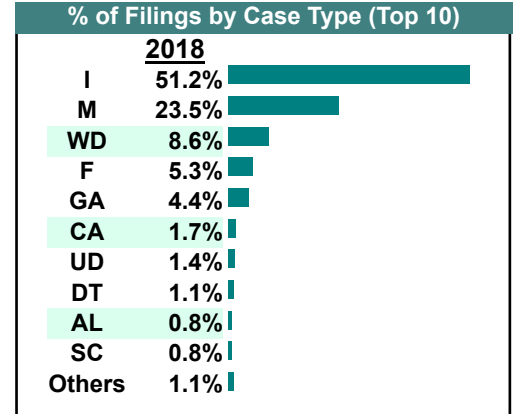
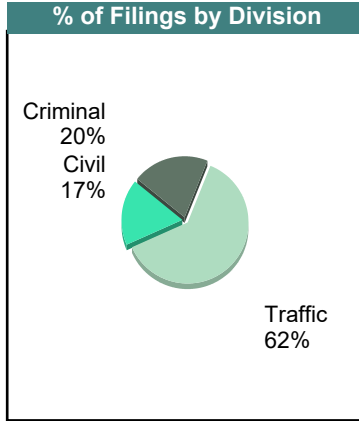
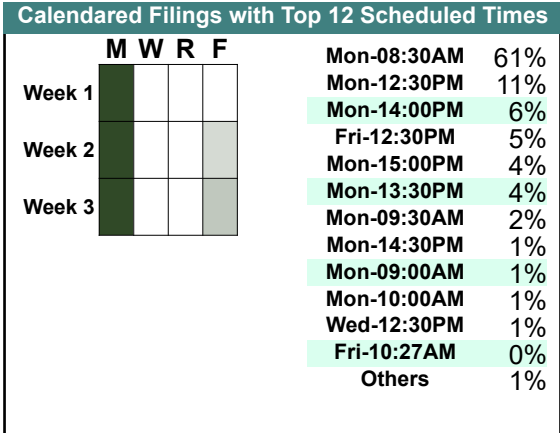
		<u>Filings</u>	<u>Hearings</u>	<u>Transactions</u>	<u>Concluded</u>	<u>Cont</u>
<u>Criminal</u>						
Capias	CA	1	2	2	1	1
Civil Violation	CV	0	1	1	0	1
Felony	F	4	13	13	2	11
Misdemeanor	M	9	21	21	8	13
Criminal Total		14	37	37	11	26
<u>Traffic</u>						
Felony	F	0	1	1	1	-
Infraction	I	67	68	91	80	11
Misdemeanor	M	25	45	45	28	17
Show Cause	SC	2	2	2	2	-
Traffic Total		94	116	139	111	28
<u>Civil</u>						
Admin License	AL	2	0	2	2	-
Bond Forfeiture	BF	0	0	1	1	-
Garnishment	GA	3	0	3	3	-
Impoundment	IM	1	0	1	1	-
Interrogatory	IN	2	1	2	1	1
Other	OT	1	0	1	1	-
Protective Order	PO	1	0	1	1	-
Petition-Restore Arms	PR	1	1	1	0	1
Unlawful Detainer	UD	3	2	3	3	-
Warrant in Debt	WD	12	14	17	10	7
Civil Total		26	18	32	23	9
Floyd Totals		134	171	208	145	63



CASELOAD STATISTICS OF THE GENERAL DISTRICT COURTS

December 2018

		<u>Filings</u>	<u>Hearings</u>	<u>Transactions</u>	<u>Concluded</u>	<u>Cont</u>
<u>Criminal</u>						
Capias	CA	5	13	13	5	8
Felony	F	19	39	53	16	37
Misdemeanor	M	46	132	136	58	78
Show Cause	SC	3	13	13	5	8
Criminal Total		73	197	215	84	131
<u>Traffic</u>						
Capias	CA	1	3	3	0	3
Infraction	I	185	195	239	90	149
Misdemeanor	M	39	62	62	14	48
Traffic Total		225	260	304	104	200
<u>Civil</u>						
Admin License	AL	3	0	3	3	-
Detinue	DT	4	2	4	3	1
Garnishment	GA	16	0	17	17	-
Impoundment	IM	2	0	2	2	-
Interrogatory	IN	1	1	1	0	1
Motion for Judgment	MJ	1	1	1	1	-
Prelim Prot Order	PP	0	0	1	1	-
Unlawful Detainer	UD	5	1	5	5	-
Warrant in Debt	WD	31	40	45	30	15
Civil Total		63	45	79	62	17
Galax Totals		361	502	598	250	348

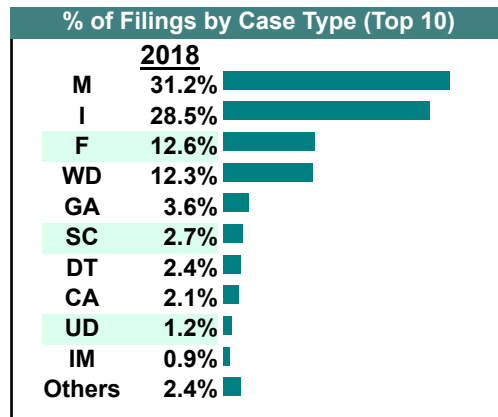
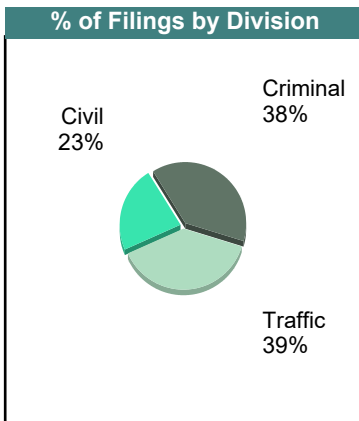
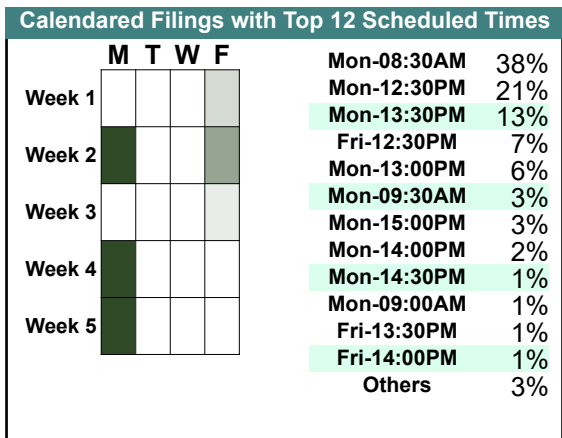


CASELOAD STATISTICS OF THE GENERAL DISTRICT COURTS

November 2018

Galax
District: 27

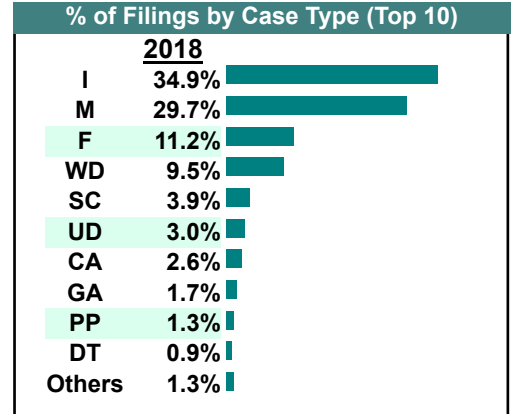
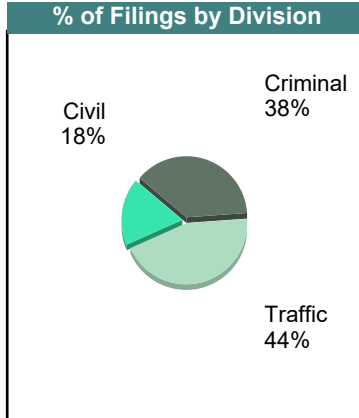
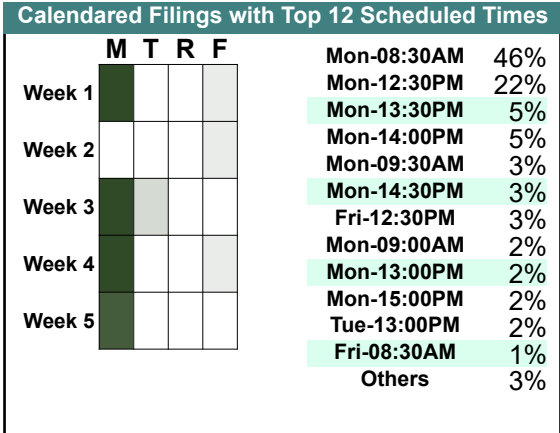
		<u>Filings</u>	<u>Hearings</u>	<u>Transactions</u>	<u>Concluded</u>	<u>Cont</u>
<u>Criminal</u>						
Capias	CA	5	17	17	7	10
Felony	F	42	70	86	24	62
Misdemeanor	M	73	159	160	65	93
Show Cause	SC	8	18	18	8	10
Criminal Total		128	264	281	104	175
<u>Traffic</u>						
Capias	CA	2	4	4	2	2
Infraction	I	95	138	151	115	35
Misdemeanor	M	31	54	54	35	19
Show Cause	SC	1	4	4	0	4
Traffic Total		129	200	213	152	60
<u>Civil</u>						
Abstract	AJ	1	0	1	1	-
Admin License	AL	2	0	2	2	-
Detinue	DT	8	6	8	8	-
Garnishment	GA	12	1	12	11	1
Impoundment	IM	3	0	3	3	-
Interrogatory	IN	1	0	1	1	-
Protective Order	PO	2	2	2	0	2
Prelim Prot Order	PP	2	0	2	2	-
Unlawful Detainer	UD	4	3	4	4	-
Warrant in Debt	WD	41	44	52	33	19
Civil Total		76	56	87	65	22
Galax Totals		333	520	581	321	257



CASELOAD STATISTICS OF THE GENERAL DISTRICT COURTS

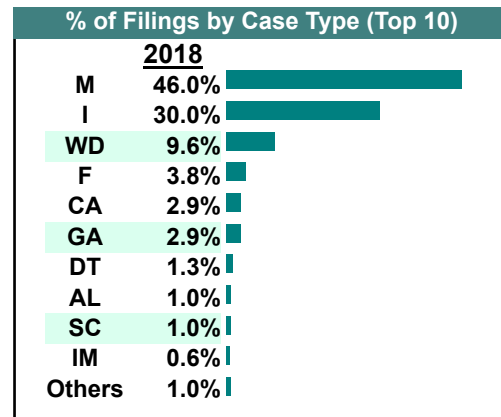
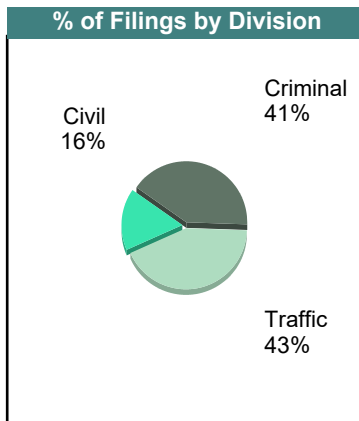
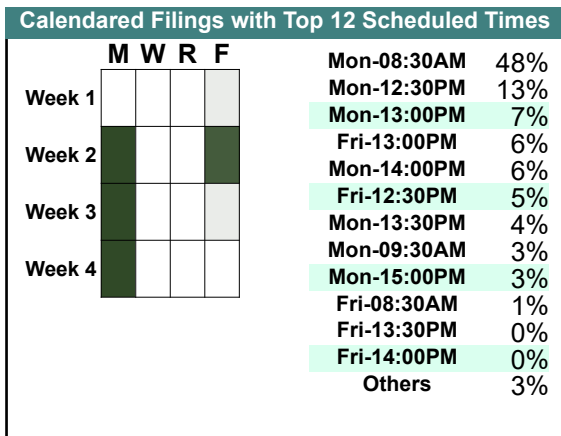
October 2018

		<u>Filings</u>	<u>Hearings</u>	<u>Transactions</u>	<u>Concluded</u>	<u>Cont</u>
<u>Criminal</u>						
Capias	CA	6	17	17	10	7
Felony	F	26	64	81	28	53
Misdemeanor	M	48	122	122	59	63
Show Cause	SC	8	17	17	6	11
Criminal Total		88	220	237	103	134
<u>Traffic</u>						
Capias	CA	0	2	2	1	1
Infraction	I	81	103	119	71	48
Misdemeanor	M	21	52	52	32	20
Show Cause	SC	1	2	2	1	1
Traffic Total		103	159	175	105	70
<u>Civil</u>						
Bond Forfeiture	BF	0	0	1	1	-
Detinue	DT	2	4	6	6	-
Garnishment	GA	4	0	4	4	-
Impoundment	IM	1	0	1	1	-
Protective Order	PO	2	0	2	2	-
Prelim Prot Order	PP	3	2	4	2	2
Unlawful Detainer	UD	7	3	7	7	-
Warrant in Debt	WD	22	24	34	27	7
Civil Total		41	33	59	50	9
Galax Totals		232	412	471	258	213



September 2018

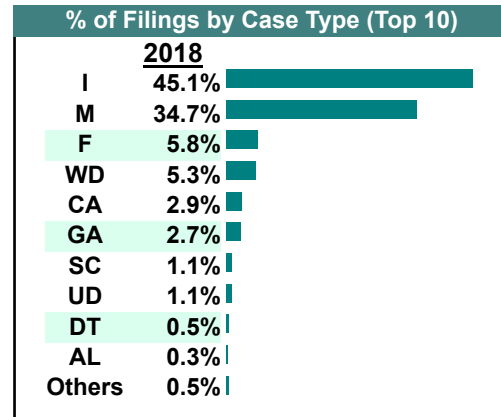
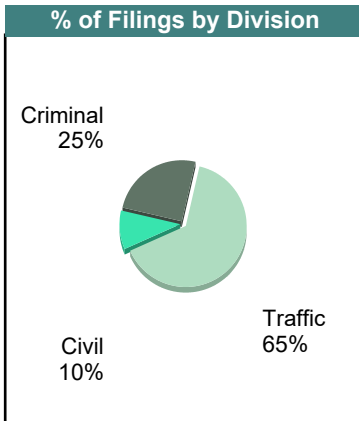
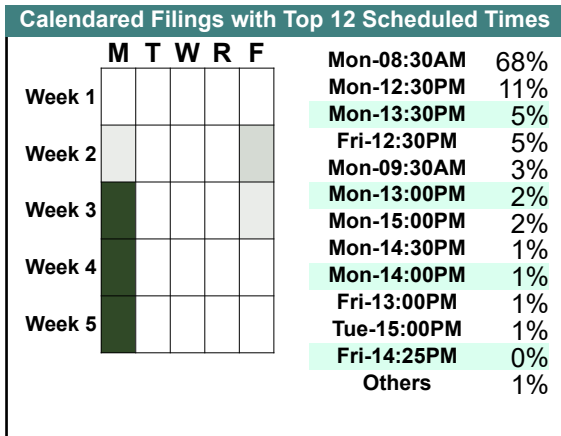
		Filings	Hearings	Transactions	Concluded	Cont
<u>Criminal</u>						
Capias	CA	8	18	18	6	12
Civil Violation	CV	0	1	1	1	-
Felony	F	12	25	30	5	25
Misdemeanor	M	105	167	175	49	126
Show Cause	SC	3	11	11	4	7
Criminal Total		128	222	235	65	170
<u>Traffic</u>						
Capias	CA	1	1	1	0	1
Infraction	I	94	120	132	100	32
Misdemeanor	M	39	65	65	36	29
Traffic Total		134	186	198	136	62
<u>Civil</u>						
Admin License	AL	3	0	3	3	-
Bond Forfeiture	BF	1	1	1	0	1
Detinue	DT	4	4	4	0	4
Garnishment	GA	9	0	9	9	-
Impoundment	IM	2	0	2	2	-
Other	OT	1	0	1	1	-
Unlawful Detainer	UD	1	0	1	1	-
Warrant in Debt	WD	30	32	45	34	11
Civil Total		51	37	66	50	16
Galax Totals		313	445	499	251	248



CASELOAD STATISTICS OF THE GENERAL DISTRICT COURTS

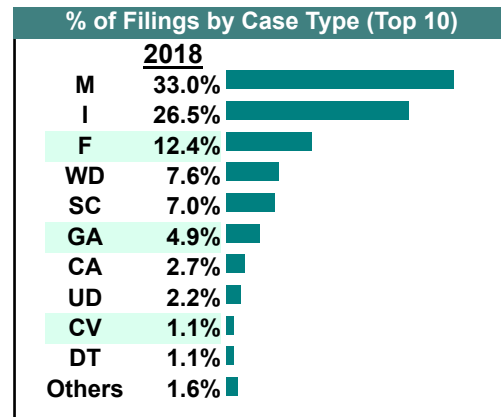
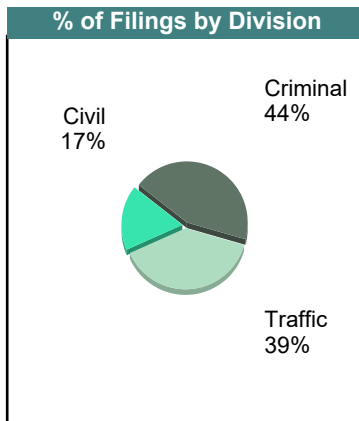
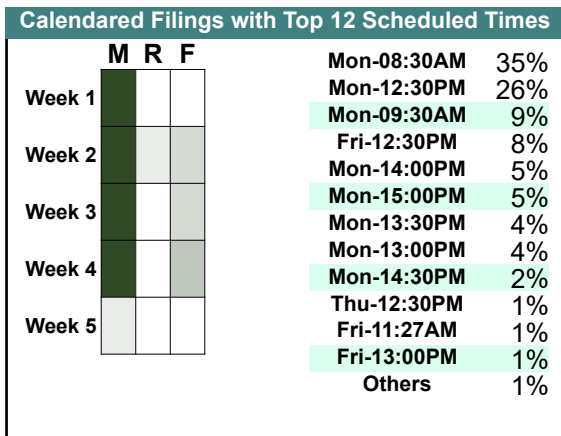
August 2018

		<u>Filings</u>	<u>Hearings</u>	<u>Transactions</u>	<u>Concluded</u>	<u>Cont</u>
<u>Criminal</u>						
Capias	CA	9	21	21	7	14
Civil Violation	CV	0	3	3	3	-
Felony	F	22	63	75	23	52
Misdemeanor	M	60	132	135	66	69
Show Cause	SC	3	15	15	8	7
Criminal Total		94	234	249	107	142
<u>Traffic</u>						
Capias	CA	2	2	2	1	1
Infraction	I	170	192	219	163	56
Misdemeanor	M	71	111	112	74	38
Show Cause	SC	1	3	3	1	2
Traffic Total		244	308	336	239	97
<u>Civil</u>						
Admin License	AL	1	0	1	1	-
Bond Forfeiture	BF	0	0	1	1	-
Detinue	DT	2	6	6	6	-
Garnishment	GA	10	0	10	10	-
Impoundment	IM	1	0	1	1	-
Protective Order	PO	1	0	1	1	-
Unlawful Detainer	UD	4	3	4	4	-
Warrant in Debt	WD	20	31	34	19	15
Civil Total		39	40	58	43	15
Galax Totals		377	582	643	389	254



July 2018

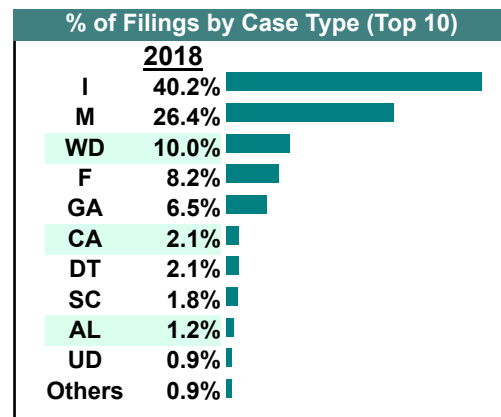
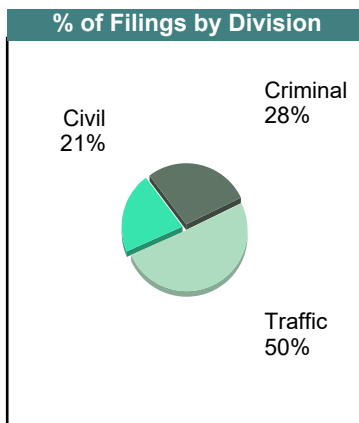
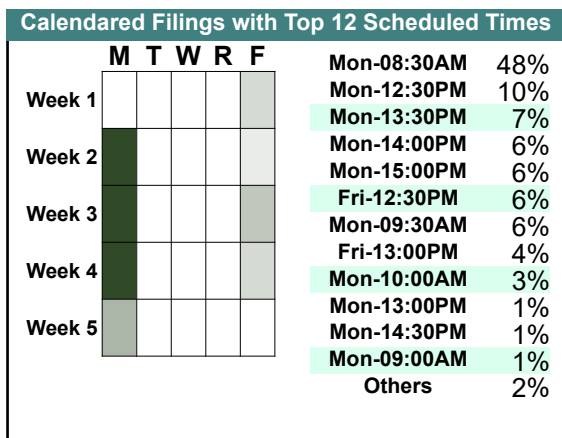
		<u>Filings</u>	<u>Hearings</u>	<u>Transactions</u>	<u>Concluded</u>	<u>Cont</u>
<u>Criminal</u>						
Capias	CA	5	14	14	7	7
Civil Violation	CV	2	4	4	1	3
Felony	F	23	63	85	31	54
Misdemeanor	M	39	99	101	34	67
Show Cause	SC	12	21	21	6	15
Criminal Total		81	201	225	79	146
<u>Traffic</u>						
Infraction	I	49	66	78	51	27
Misdemeanor	M	22	43	43	21	22
Show Cause	SC	1	2	2	1	1
Traffic Total		72	111	123	73	50
<u>Civil</u>						
Admin License	AL	1	0	1	1	-
Bond Forfeiture	BF	0	1	2	2	-
Detinue	DT	2	2	3	3	-
Garnishment	GA	9	0	9	9	-
Other	OT	1	0	1	1	-
Prelim Prot Order	PP	1	0	1	1	-
Unlawful Detainer	UD	4	4	4	4	-
Warrant in Debt	WD	14	18	21	9	12
Civil Total		32	25	42	30	12
Galax Totals		185	337	390	182	208



CASELOAD STATISTICS OF THE GENERAL DISTRICT COURTS

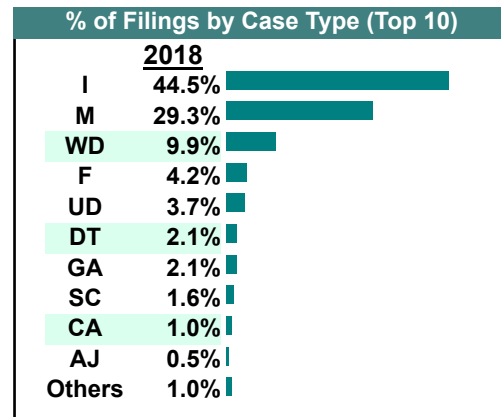
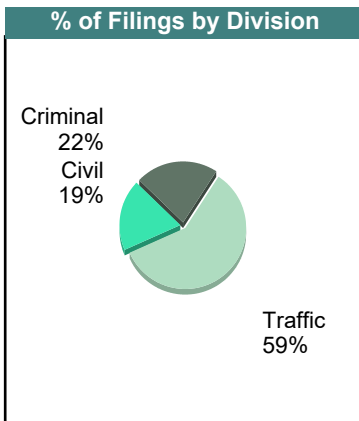
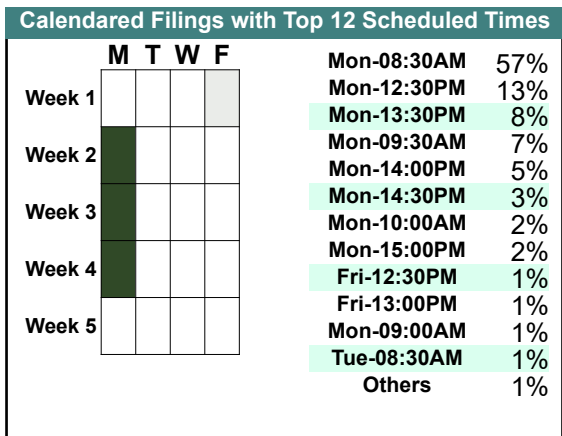
June 2018

		<u>Filings</u>	<u>Hearings</u>	<u>Transactions</u>	<u>Concluded</u>	<u>Cont</u>
<u>Criminal</u>						
Capias	CA	7	16	16	4	12
Civil Violation	CV	0	3	3	1	2
Felony	F	28	63	73	18	55
Misdemeanor	M	55	118	121	50	71
Show Cause	SC	6	14	14	7	7
Criminal Total		96	214	227	80	147
<u>Traffic</u>						
Felony	F	0	1	1	1	-
Infraction	I	137	150	175	130	45
Misdemeanor	M	35	58	58	34	24
Traffic Total		172	209	234	165	69
<u>Civil</u>						
Admin License	AL	4	0	4	4	-
Bond Forfeiture	BF	1	0	1	1	-
Detinue	DT	7	5	9	5	4
Garnishment	GA	22	0	22	22	-
Motion for Judgment	MJ	1	0	1	1	-
Other	OT	1	1	1	0	-
Unlawful Detainer	UD	3	3	5	4	1
Warrant in Debt	WD	34	40	50	36	14
Civil Total		73	49	93	73	19
Galax Totals		341	472	554	318	235



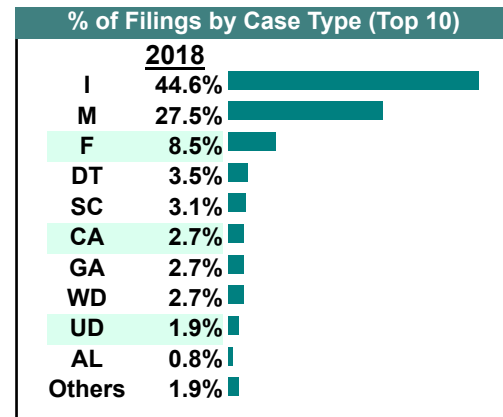
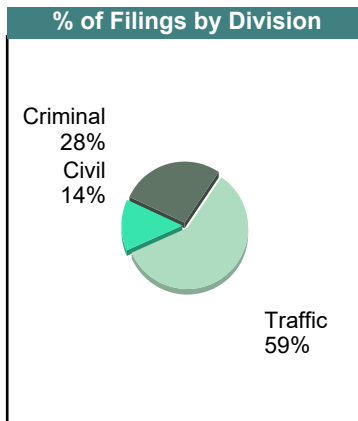
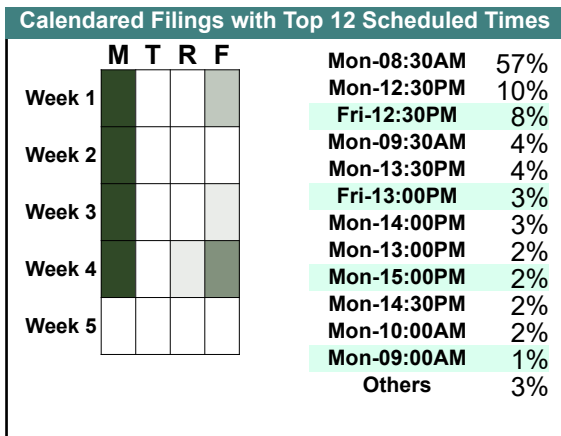
May 2018

		<u>Filings</u>	<u>Hearings</u>	<u>Transactions</u>	<u>Concluded</u>	<u>Cont</u>
<u>Criminal</u>						
Capias	CA	1	11	11	4	7
Civil Violation	CV	1	5	5	1	4
Felony	F	7	55	62	30	32
Misdemeanor	M	31	123	125	62	63
Show Cause	SC	2	16	16	6	10
Criminal Total		42	210	219	103	116
<u>Traffic</u>						
Capias	CA	1	2	2	1	1
Felony	F	1	1	1	0	1
Infraction	I	85	118	138	101	37
Misdemeanor	M	25	62	62	35	27
Show Cause	SC	1	2	2	1	1
Traffic Total		113	185	205	138	67
<u>Civil</u>						
Abstract	AJ	1	0	1	1	-
Bond Forfeiture	BF	0	1	1	0	1
Detinue	DT	4	1	5	4	1
Garnishment	GA	4	0	4	4	-
Impoundment	IM	1	0	1	1	-
Show Cause	SC	0	0	1	1	-
Unlawful Detainer	UD	7	6	8	7	1
Warrant in Debt	WD	19	27	37	21	16
Civil Total		36	35	58	39	19
Galax Totals		191	430	482	280	202



April 2018

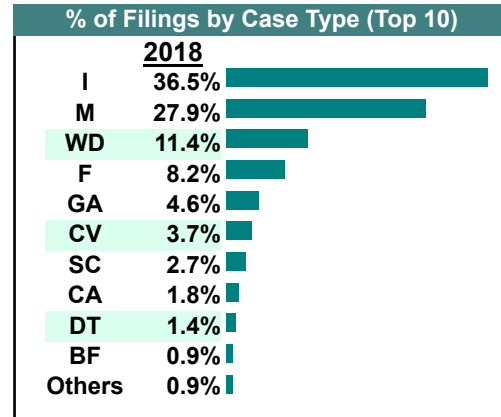
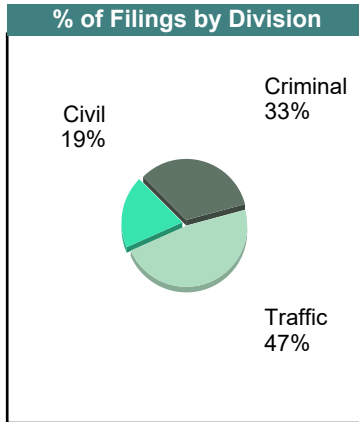
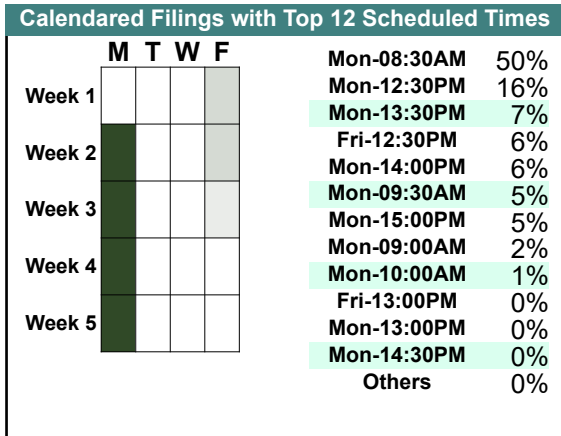
		Filings	Hearings	Transactions	Concluded	Cont
<u>Criminal</u>						
Capias	CA	7	17	17	8	9
Civil Violation	CV	1	3	3	1	2
Felony	F	22	51	54	9	45
Misdemeanor	M	34	99	102	40	62
Show Cause	SC	7	13	13	3	10
Criminal Total		71	183	189	61	128
<u>Traffic</u>						
Capias	CA	0	1	1	1	-
Infraction	I	115	170	188	139	49
Misdemeanor	M	37	72	72	37	35
Traffic Total		152	243	261	177	84
<u>Civil</u>						
Admin License	AL	2	0	2	2	-
Bond Forfeiture	BF	1	1	3	3	-
Detinue	DT	9	7	9	7	2
Garnishment	GA	7	1	9	8	1
Impoundment	IM	1	0	1	1	-
Protective Order	PO	1	0	1	1	-
Prelim Prot Order	PP	1	0	1	1	-
Show Cause	SC	1	1	1	0	1
Unlawful Detainer	UD	5	5	7	5	2
Warrant in Debt	WD	7	10	14	8	6
Civil Total		35	25	48	36	12
Galax Totals		258	451	498	274	224



CASELOAD STATISTICS OF THE GENERAL DISTRICT COURTS

March 2018

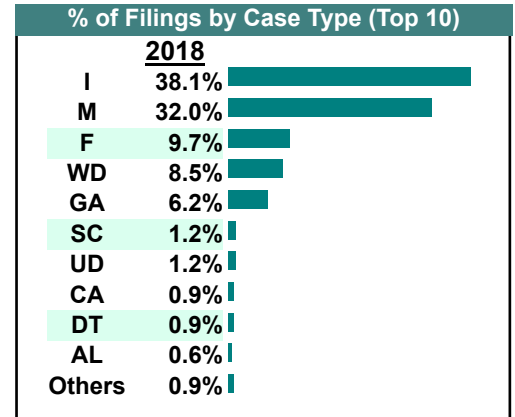
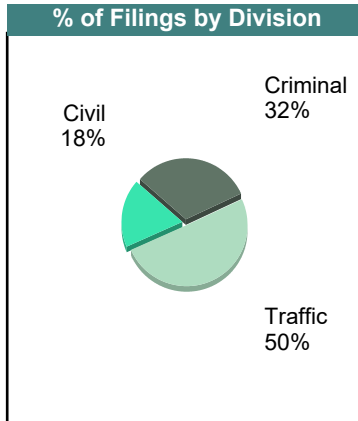
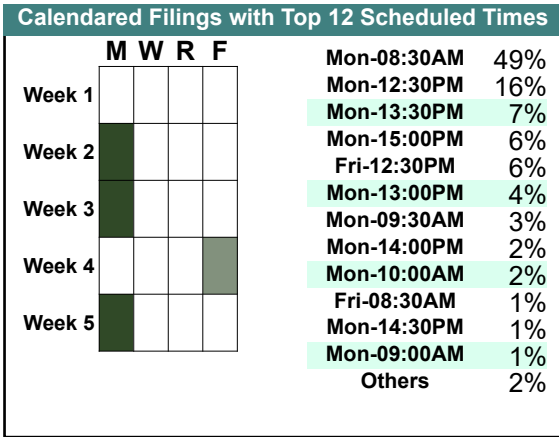
		<u>Filings</u>	<u>Hearings</u>	<u>Transactions</u>	<u>Concluded</u>	<u>Cont</u>
<u>Criminal</u>						
Capias	CA	4	8	8	1	7
Civil Violation	CV	8	9	9	7	2
Felony	F	18	49	60	13	47
Misdemeanor	M	37	128	130	45	85
Show Cause	SC	6	21	21	4	17
Criminal Total		73	215	228	70	158
<u>Traffic</u>						
Capias	CA	0	2	2	1	1
Infraction	I	80	114	130	71	59
Misdemeanor	M	24	64	64	22	42
Show Cause	SC	0	1	1	0	1
Traffic Total		104	181	197	94	103
<u>Civil</u>						
Bond Forfeiture	BF	2	2	2	0	2
Detinue	DT	3	2	4	3	1
Garnishment	GA	10	0	10	10	-
Unlawful Detainer	UD	2	3	4	3	1
Warrant in Debt	WD	25	37	47	27	20
Civil Total		42	44	67	43	24
Galax Totals		219	440	492	207	285



CASELOAD STATISTICS OF THE GENERAL DISTRICT COURTS

February 2018

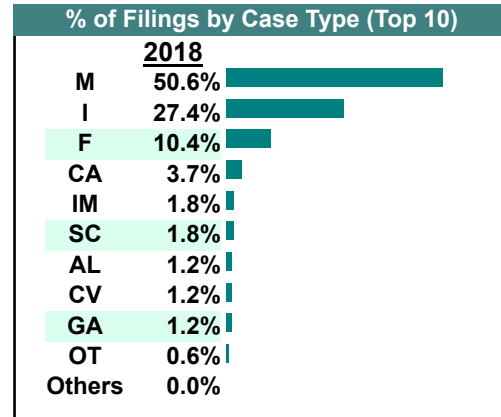
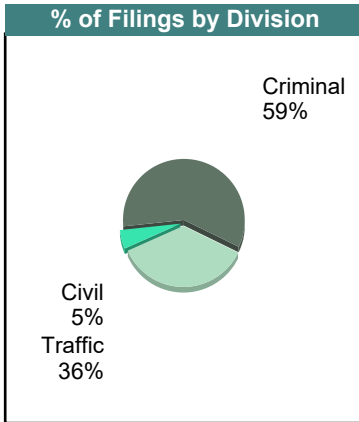
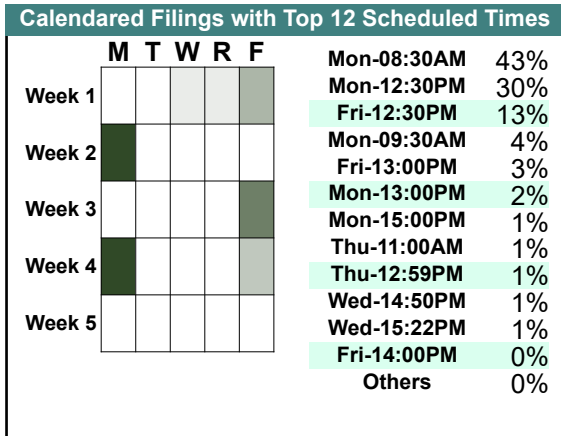
		<u>Filings</u>	<u>Hearings</u>	<u>Transactions</u>	<u>Concluded</u>	<u>Cont</u>
<u>Criminal</u>						
Capias	CA	1	15	15	6	9
Civil Violation	CV	0	1	1	1	-
Felony	F	33	66	78	21	57
Misdemeanor	M	70	174	175	72	103
Show Cause	SC	4	13	13	6	7
Criminal Total		108	269	282	106	176
<u>Traffic</u>						
Capias	CA	2	4	4	1	3
Infraction	I	130	143	170	129	41
Misdemeanor	M	39	65	65	29	36
Show Cause	SC	0	1	1	1	-
Traffic Total		171	213	240	160	80
<u>Civil</u>						
Admin License	AL	2	0	2	2	-
Bond Forfeiture	BF	0	1	1	0	1
Detinue	DT	3	3	4	4	-
Garnishment	GA	21	1	22	21	1
Impoundment	IM	1	0	1	1	-
Other	OT	1	0	1	1	-
Protective Order	PO	0	0	1	1	-
Prelim Prot Order	PP	1	0	1	1	-
Unlawful Detainer	UD	4	3	4	3	1
Warrant in Debt	WD	29	42	54	31	23
Civil Total		62	50	91	65	26
Galax Totals		341	532	613	331	282



CASELOAD STATISTICS OF THE GENERAL DISTRICT COURTS

January 2018

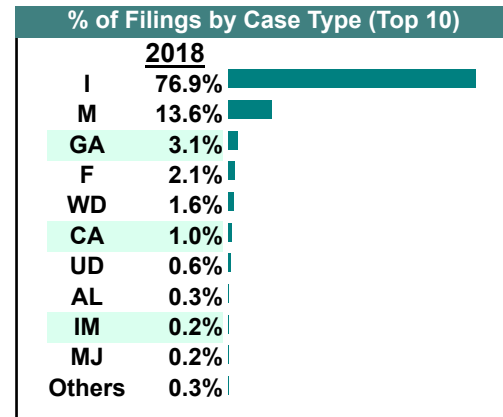
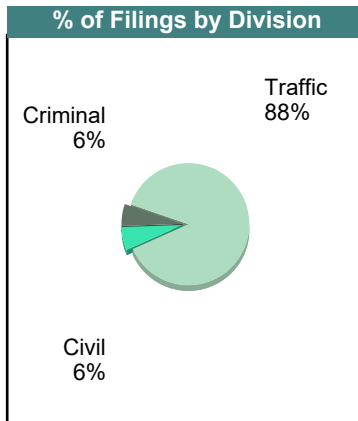
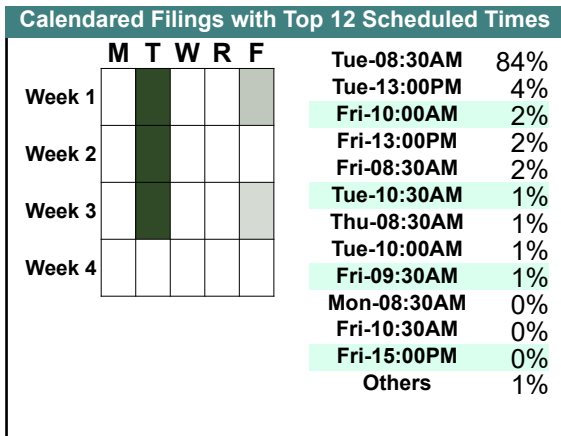
		<u>Filings</u>	<u>Hearings</u>	<u>Transactions</u>	<u>Concluded</u>	<u>Cont</u>
<u>Criminal</u>						
Capias	CA	5	10	10	0	10
Civil Violation	CV	2	5	5	2	3
Felony	F	17	26	28	3	25
Misdemeanor	M	70	134	135	35	100
Show Cause	SC	3	10	10	2	8
Criminal Total		97	185	188	42	146
<u>Traffic</u>						
Capias	CA	1	2	2	1	1
Infraction	I	45	102	118	95	23
Misdemeanor	M	13	41	41	24	17
Show Cause	SC	0	1	1	0	1
Traffic Total		59	146	162	120	42
<u>Civil</u>						
Admin License	AL	2	0	2	2	-
Bond Forfeiture	BF	0	1	1	0	1
Garnishment	GA	2	0	2	2	-
Impoundment	IM	3	0	3	3	-
Other	OT	1	0	1	1	-
Civil Total		8	1	9	8	1
Galax Totals		164	332	359	170	189



CASELOAD STATISTICS OF THE GENERAL DISTRICT COURTS

December 2018

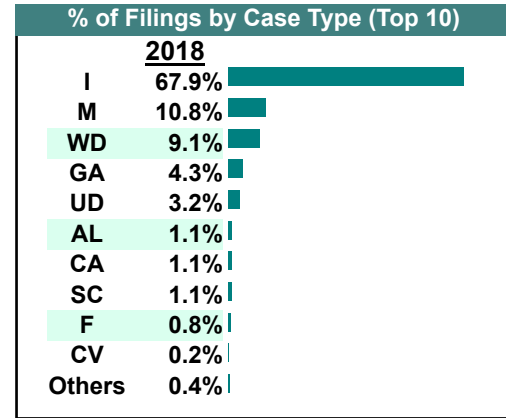
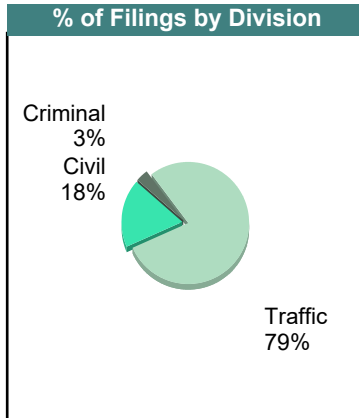
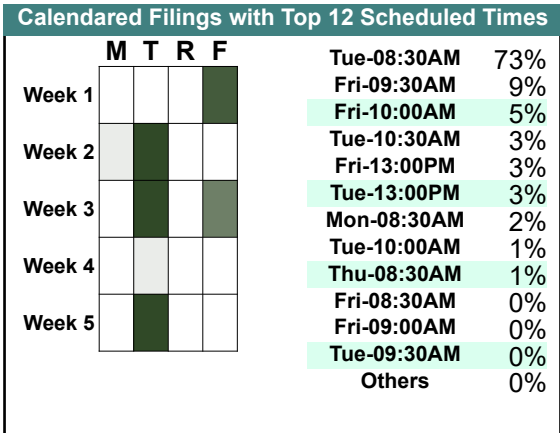
		<u>Filings</u>	<u>Hearings</u>	<u>Transactions</u>	<u>Concluded</u>	<u>Cont</u>
<u>Criminal</u>						
Capias	CA	3	7	7	2	5
Civil Violation	CV	0	1	1	0	-
Felony	F	13	39	39	15	24
Misdemeanor	M	19	52	53	21	29
Show Cause	SC	0	6	6	2	4
Criminal Total		35	105	106	40	62
<u>Traffic</u>						
Capias	CA	3	4	4	1	3
Civil Violation	CV	0	1	1	1	-
Felony	F	0	5	5	4	1
Infraction	I	474	393	583	454	129
Misdemeanor	M	65	119	119	58	61
Restricted O/L	RL	1	1	1	1	-
Show Cause	SC	0	8	8	2	6
Traffic Total		543	531	721	521	200
<u>Civil</u>						
Admin License	AL	2	0	2	2	-
Garnishment	GA	19	4	22	18	4
Impoundment	IM	1	0	1	1	-
Motion for Judgment	MJ	1	1	1	0	1
Other	OT	1	0	1	1	-
Unlawful Detainer	UD	4	6	8	7	1
Warrant in Debt	WD	10	13	16	10	6
Civil Total		38	24	51	39	12
Giles Totals		616	660	878	600	274



CASELOAD STATISTICS OF THE GENERAL DISTRICT COURTS

November 2018

		<u>Filings</u>	<u>Hearings</u>	<u>Transactions</u>	<u>Concluded</u>	<u>Cont</u>
<u>Criminal</u>						
Capias	CA	3	9	9	5	4
Civil Violation	CV	0	1	1	0	1
Felony	F	4	20	20	12	8
Misdemeanor	M	8	58	58	27	31
Show Cause	SC	2	12	12	5	7
Criminal Total		17	100	100	49	51
<u>Traffic</u>						
Capias	CA	3	6	6	3	3
Civil Violation	CV	1	2	2	0	2
Infraction	I	360	324	472	381	91
Misdemeanor	M	49	104	104	44	60
Show Cause	SC	4	22	22	10	12
Traffic Total		417	458	606	438	168
<u>Civil</u>						
Admin License	AL	6	0	6	6	-
Garnishment	GA	23	1	26	25	1
Interrogatory	IN	1	1	1	0	1
Other	OT	1	0	1	1	-
Unlawful Detainer	UD	17	15	20	10	10
Warrant in Debt	WD	48	51	68	50	18
Civil Total		96	68	122	92	30
Giles Totals		530	626	828	579	249

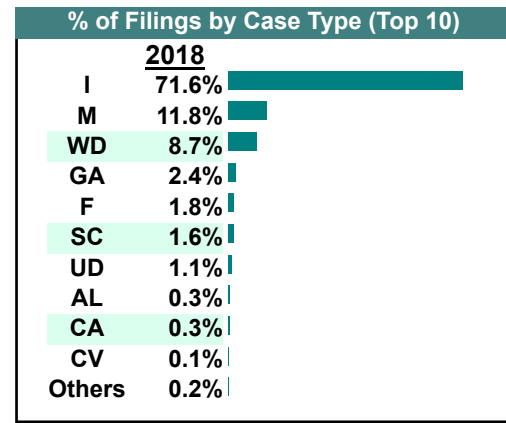
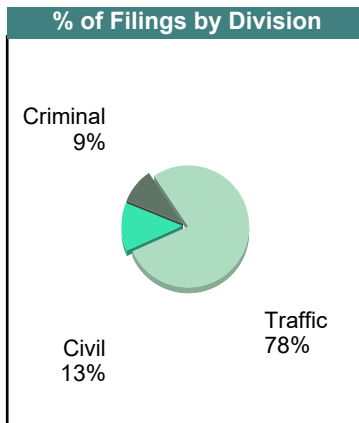
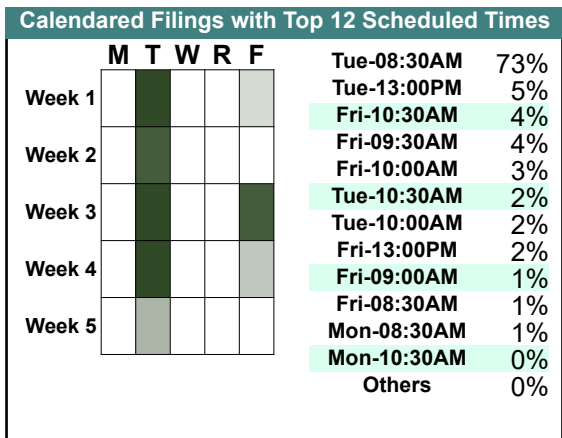


CASELOAD STATISTICS OF THE GENERAL DISTRICT COURTS

October 2018

Giles
District: 27

		<u>Filings</u>	<u>Hearings</u>	<u>Transactions</u>	<u>Concluded</u>	<u>Cont</u>
<u>Criminal</u>						
Capias	CA	2	10	10	2	8
Civil Violation	CV	0	1	1	0	1
Felony	F	16	44	44	14	30
Misdemeanor	M	60	115	121	54	62
Show Cause	SC	4	12	12	2	10
Criminal Total		82	182	188	72	111
<u>Traffic</u>						
Capias	CA	1	5	5	3	2
Civil Violation	CV	1	1	1	0	1
Felony	F	0	1	1	0	1
Infraction	I	627	534	777	620	157
Misdemeanor	M	43	120	121	50	71
Show Cause	SC	10	16	16	4	12
Traffic Total		682	677	921	677	244
<u>Civil</u>						
Admin License	AL	3	0	3	3	-
Garnishment	GA	21	4	24	20	4
Motion for Judgment	MJ	0	0	1	1	-
Protective Order	PO	1	0	1	1	-
Prelim Prot Order	PP	1	0	1	1	-
Unlawful Detainer	UD	10	16	18	14	4
Warrant in Debt	WD	76	72	91	59	31
Civil Total		112	92	139	99	39
Giles Totals		876	951	1,248	848	394



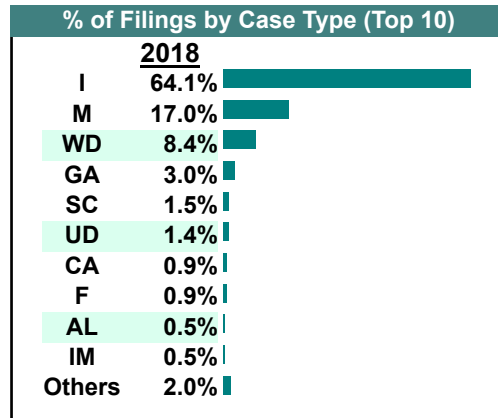
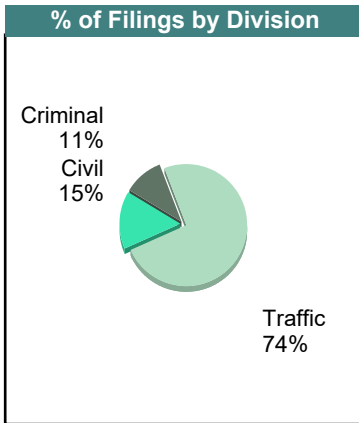
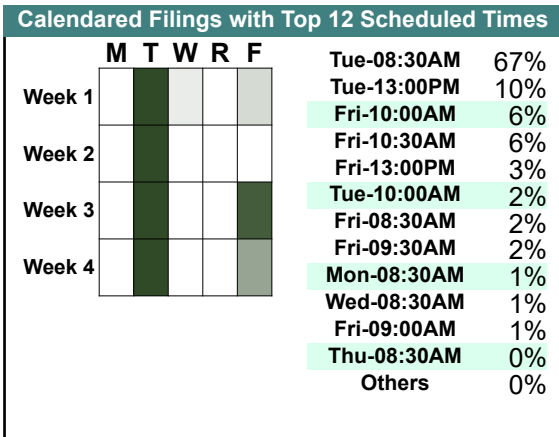
CASELOAD STATISTICS OF THE GENERAL DISTRICT COURTS

September 2018

Giles

District: 27

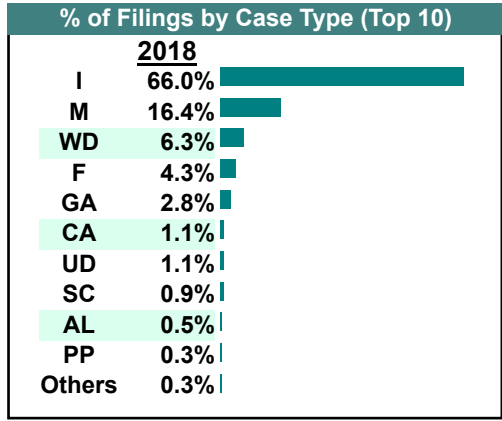
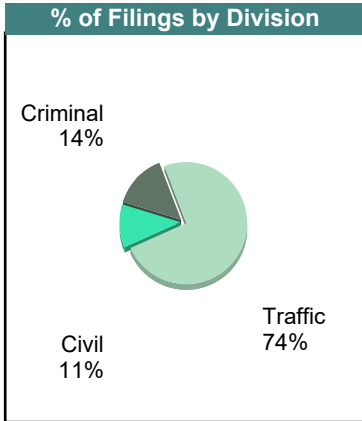
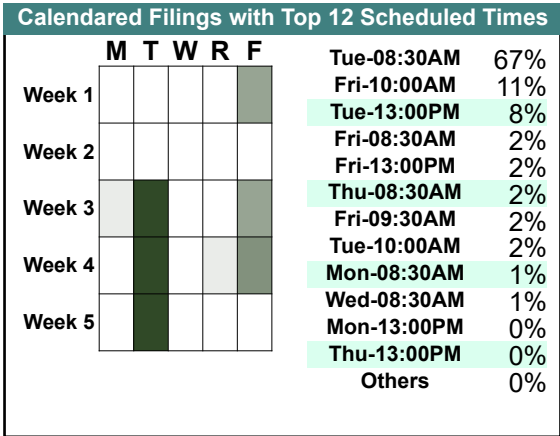
		<u>Filings</u>	<u>Hearings</u>	<u>Transactions</u>	<u>Concluded</u>	<u>Cont</u>
<u>Criminal</u>						
Capias	CA	1	9	9	2	7
Civil Violation	CV	1	1	1	0	1
Felony	F	6	33	33	5	28
Misdemeanor	M	59	100	102	45	56
Show Cause	SC	3	10	10	2	8
Criminal Total		70	153	155	54	100
<u>Traffic</u>						
Capias	CA	5	6	6	0	6
Civil Violation	CV	1	1	1	1	-
Felony	F	0	1	1	0	1
Infraction	I	427	362	564	440	124
Misdemeanor	M	54	109	109	45	64
Show Cause	SC	7	23	23	7	16
Traffic Total		494	502	704	493	211
<u>Civil</u>						
Abstract	AJ	1	0	1	1	-
Admin License	AL	3	0	3	3	-
Bond Forfeiture	BF	1	2	2	0	2
Detinue	DT	1	1	1	1	-
Garnishment	GA	20	5	23	18	5
Impoundment	IM	3	0	3	3	-
Motion for Judgment	MJ	1	1	1	0	1
Other	OT	3	0	3	3	-
Protective Order	PO	3	0	3	3	-
Prelim Prot Order	PP	1	0	1	1	-
Unlawful Detainer	UD	9	14	16	6	10
Warrant in Debt	WD	56	49	66	55	10
Civil Total		102	72	123	94	28
Giles Totals		666	727	982	641	339



CASELOAD STATISTICS OF THE GENERAL DISTRICT COURTS

August 2018

		<u>Filings</u>	<u>Hearings</u>	<u>Transactions</u>	<u>Concluded</u>	<u>Cont</u>
<u>Criminal</u>						
Capias	CA	4	9	9	4	5
Felony	F	26	60	60	22	38
Misdemeanor	M	59	104	108	59	49
Show Cause	SC	3	8	8	3	5
Criminal Total		92	181	185	88	97
<u>Traffic</u>						
Capias	CA	3	7	7	7	-
Felony	F	1	4	4	0	4
Infraction	I	419	348	553	449	104
Misdemeanor	M	45	104	104	51	53
Show Cause	SC	3	13	13	5	8
Traffic Total		471	476	681	512	169
<u>Civil</u>						
Admin License	AL	3	0	3	3	-
Bond Forfeiture	BF	0	1	1	1	-
Garnishment	GA	18	4	24	20	4
Motion for Judgment	MJ	1	0	1	1	-
Protective Order	PO	1	1	3	2	1
Prelim Prot Order	PP	2	0	2	2	-
Unlawful Detainer	UD	7	13	15	10	5
Warrant in Debt	WD	40	37	50	34	16
Civil Total		72	56	99	73	26
Giles Totals		635	713	965	673	292



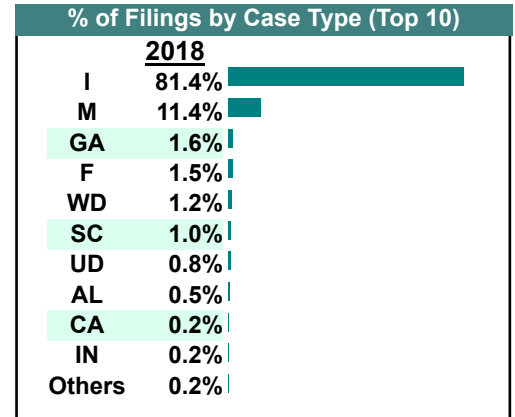
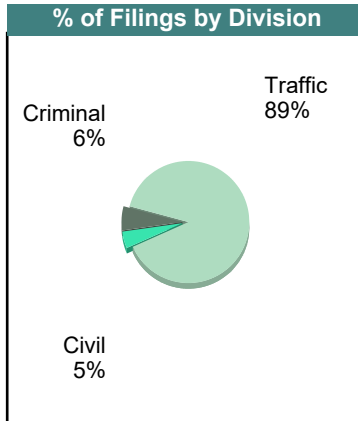
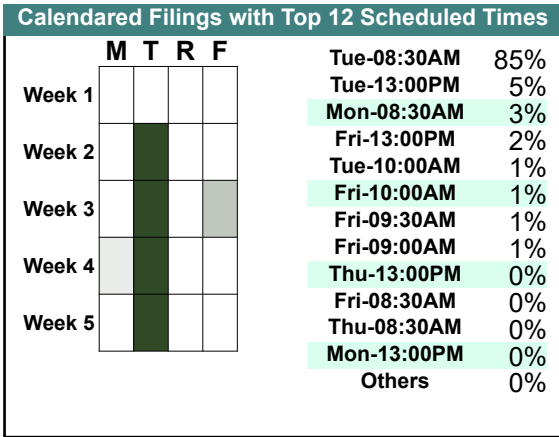
CASELOAD STATISTICS OF THE GENERAL DISTRICT COURTS

July 2018

Giles

District: 27

		<u>Filings</u>	<u>Hearings</u>	<u>Transactions</u>	<u>Concluded</u>	<u>Cont</u>
<u>Criminal</u>						
Capias	CA	2	6	6	3	3
Felony	F	8	27	30	11	19
Misdemeanor	M	41	109	113	52	61
Show Cause	SC	4	9	9	4	5
Criminal Total		55	151	158	70	88
<u>Traffic</u>						
Capias	CA	0	3	3	0	3
Felony	F	5	8	8	0	8
Infraction	I	720	507	871	718	153
Misdemeanor	M	60	126	126	66	60
Restricted O/L	RL	1	1	1	1	-
Show Cause	SC	4	11	11	2	9
Traffic Total		790	656	1,020	787	233
<u>Civil</u>						
Abstract	AJ	1	0	1	1	-
Admin License	AL	4	0	4	4	-
Garnishment	GA	14	3	16	13	3
Interrogatory	IN	2	0	3	3	-
Protective Order	PO	0	0	2	2	-
Prelim Prot Order	PP	0	0	1	1	-
Show Cause	SC	1	1	2	2	-
Unlawful Detainer	UD	7	5	9	7	2
Warrant in Debt	WD	11	12	17	12	5
Civil Total		40	21	55	45	10
Giles Totals		885	828	1,233	902	331

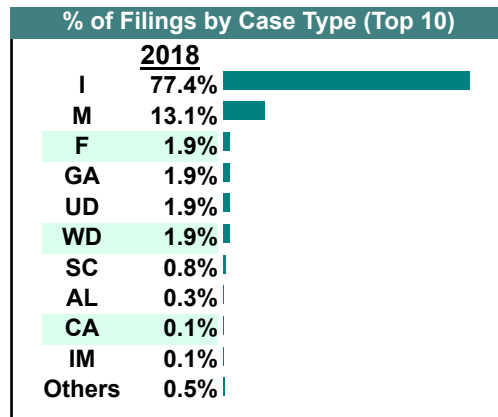
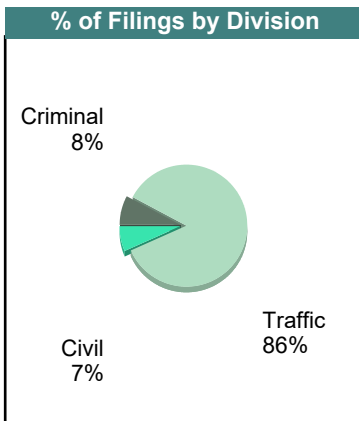
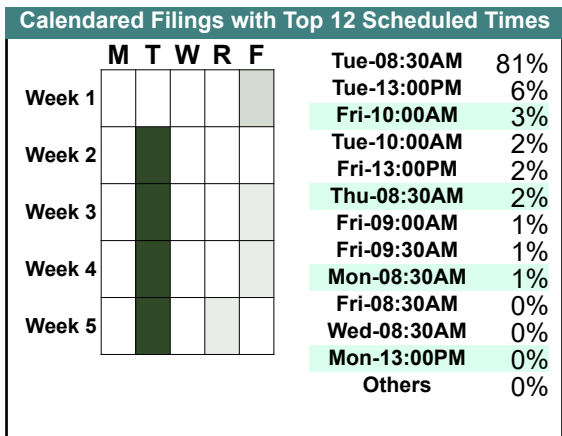


CASELOAD STATISTICS OF THE GENERAL DISTRICT COURTS

June 2018

Giles
District: 27

		<u>Filings</u>	<u>Hearings</u>	<u>Transactions</u>	<u>Concluded</u>	<u>Cont</u>
<u>Criminal</u>						
Capias	CA	1	7	7	3	4
Felony	F	14	44	44	15	29
Misdemeanor	M	41	109	110	41	69
Show Cause	SC	1	3	3	1	2
Criminal Total		57	163	164	60	104
<u>Traffic</u>						
Capias	CA	0	1	1	0	1
Felony	F	0	1	1	1	-
Infraction	I	567	373	671	551	120
Misdemeanor	M	55	110	110	46	64
Restricted O/L	RL	1	1	1	1	-
Show Cause	SC	5	17	17	8	9
Traffic Total		628	503	801	607	194
<u>Civil</u>						
Admin License	AL	2	0	2	2	-
Garnishment	GA	14	1	15	14	1
Impoundment	IM	1	0	1	1	-
Interrogatory	IN	1	0	1	1	-
Protective Order	PO	1	1	1	0	1
Prelim Prot Order	PP	1	0	1	1	-
Unlawful Detainer	UD	14	17	22	14	8
Warrant in Debt	WD	14	24	32	23	9
Civil Total		48	43	75	56	19
Giles Totals		733	709	1,040	723	317



CASELOAD STATISTICS OF THE GENERAL DISTRICT COURTS

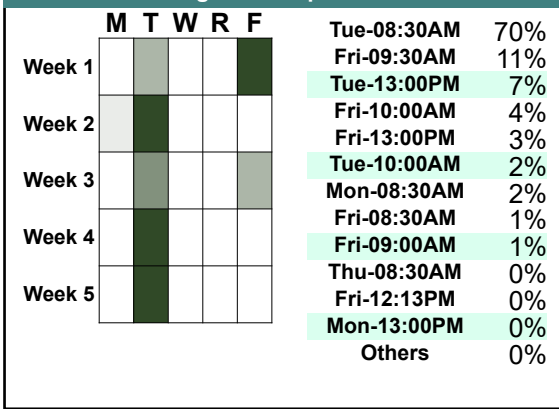
May 2018

Giles

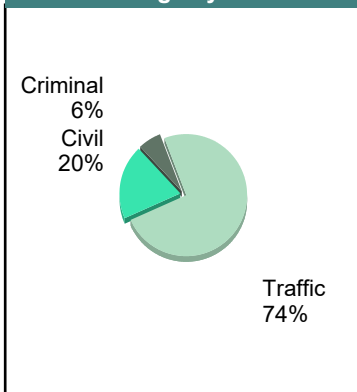
District: 27

		<u>Filings</u>	<u>Hearings</u>	<u>Transactions</u>	<u>Concluded</u>	<u>Cont</u>
<u>Criminal</u>						
Capias	CA	2	7	7	3	4
Felony	F	8	22	22	7	15
Misdemeanor	M	37	97	99	39	60
Show Cause	SC	1	7	7	5	2
Criminal Total		48	133	135	54	81
<u>Traffic</u>						
Capias	CA	2	6	6	3	3
Civil Violation	CV	0	1	1	1	-
Felony	F	0	3	3	3	-
Infraction	I	535	466	685	559	126
Misdemeanor	M	49	111	111	58	53
Show Cause	SC	5	22	22	6	16
Traffic Total		591	609	828	630	198
<u>Civil</u>						
Admin License	AL	1	0	1	1	-
Garnishment	GA	31	2	32	30	2
Impoundment	IM	2	0	2	2	-
Interrogatory	IN	1	1	1	0	1
Other	OT	2	0	2	2	-
Protective Order	PO	1	1	1	0	1
Prelim Prot Order	PP	1	0	1	1	-
Show Cause	SC	1	1	1	0	1
Unlawful Detainer	UD	14	6	19	18	1
Warrant in Debt	WD	104	53	121	108	13
Civil Total		158	64	181	162	19
Giles Totals		797	806	1,144	846	298

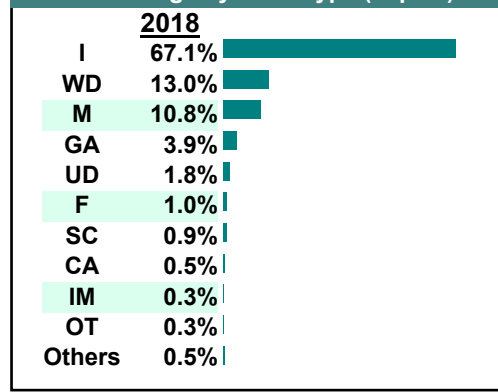
Calendared Filings with Top 12 Scheduled Times



% of Filings by Division

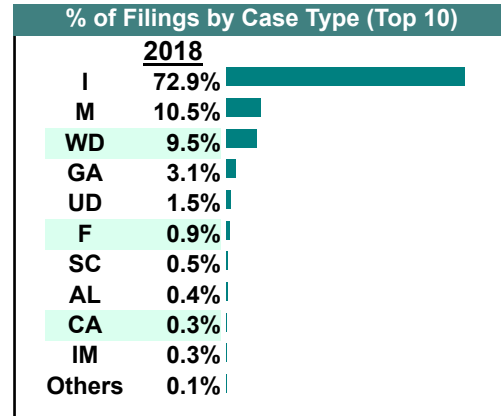
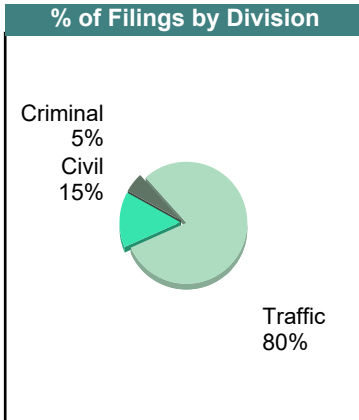
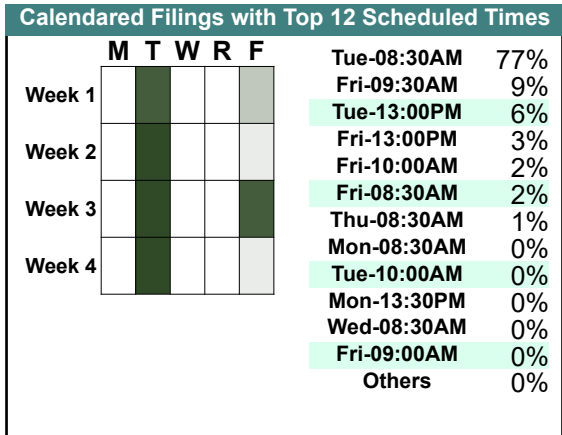


% of Filings by Case Type (Top 10)



April 2018

		Filings	Hearings	Transactions	Concluded	Cont
<u>Criminal</u>						
Capias	CA	2	6	6	3	3
Felony	F	6	15	15	6	9
Misdemeanor	M	29	58	65	24	41
Show Cause	SC	1	10	10	7	3
Criminal Total		38	89	96	40	56
<u>Traffic</u>						
Capias	CA	0	1	1	0	1
Civil Violation	CV	0	3	3	1	2
Felony	F	1	4	4	2	2
Infraction	I	547	458	675	513	162
Misdemeanor	M	50	87	87	31	56
Show Cause	SC	3	15	15	2	13
Traffic Total		601	568	785	549	236
<u>Civil</u>						
Admin License	AL	3	0	3	3	-
Garnishment	GA	23	0	24	24	-
Impoundment	IM	2	0	2	2	-
Other	OT	1	0	1	1	-
Unlawful Detainer	UD	11	16	21	10	11
Warrant in Debt	WD	71	30	75	61	14
Civil Total		111	46	126	101	25
Giles Totals		750	703	1,007	690	317



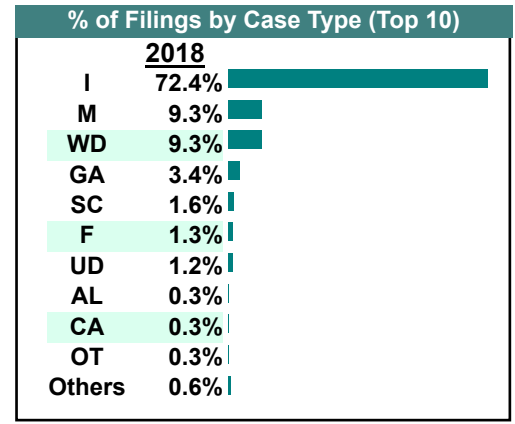
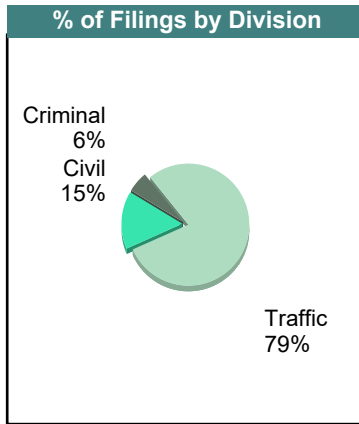
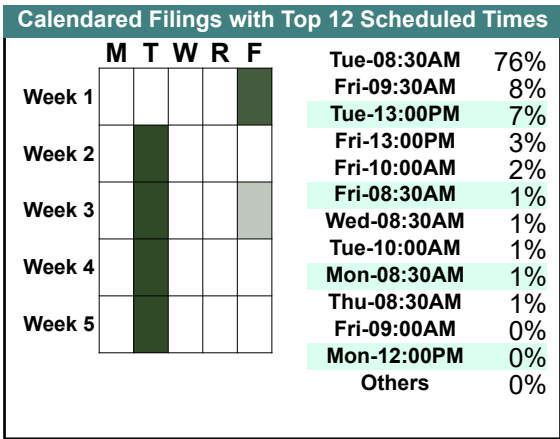
CASELOAD STATISTICS OF THE GENERAL DISTRICT COURTS

March 2018

Giles

District: 27

		<u>Filings</u>	<u>Hearings</u>	<u>Transactions</u>	<u>Concluded</u>	<u>Cont</u>
<u>Criminal</u>						
Capias	CA	2	3	3	1	2
Felony	F	7	49	49	30	19
Misdemeanor	M	26	95	98	47	51
Show Cause	SC	4	9	9	2	7
Criminal Total		39	156	159	80	79
<u>Traffic</u>						
Capias	CA	0	1	1	1	-
Civil Violation	CV	0	2	2	0	2
Felony	F	2	3	3	0	3
Infraction	I	497	414	620	488	132
Misdemeanor	M	38	91	91	42	49
Show Cause	SC	6	20	20	5	15
Traffic Total		543	531	737	536	201
<u>Civil</u>						
Admin License	AL	2	0	2	2	-
Bond Forfeiture	BF	1	1	1	0	1
Garnishment	GA	23	7	35	28	7
Impoundment	IM	1	0	1	1	-
Other	OT	2	0	2	2	-
Protective Order	PO	1	0	1	1	-
Prelim Prot Order	PP	1	0	1	1	-
Show Cause	SC	1	0	1	1	-
Unlawful Detainer	UD	8	11	17	12	5
Warrant in Debt	WD	64	58	96	80	16
Civil Total		104	77	157	128	29
Giles Totals		686	764	1,053	744	309



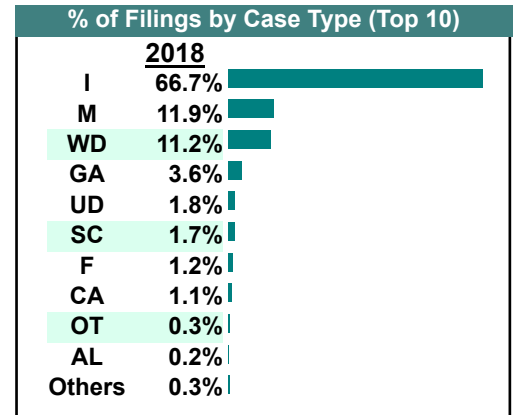
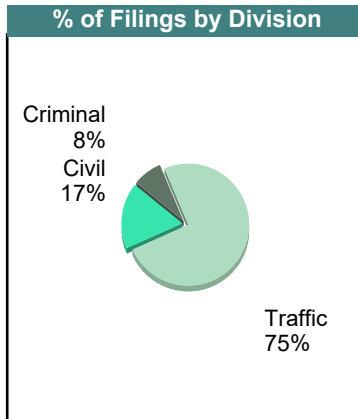
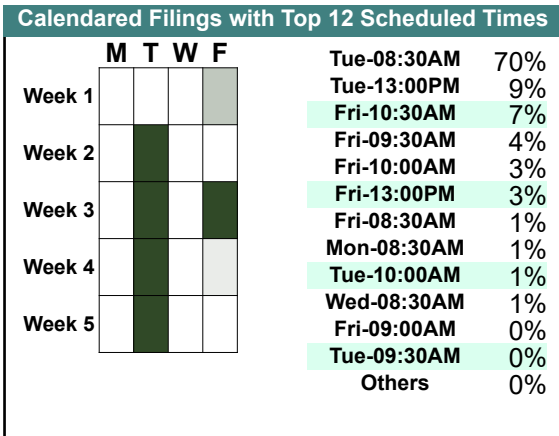
CASELOAD STATISTICS OF THE GENERAL DISTRICT COURTS

February 2018

Giles

District: 27

		<u>Filings</u>	<u>Hearings</u>	<u>Transactions</u>	<u>Concluded</u>	<u>Cont</u>
<u>Criminal</u>						
Capias	CA	6	11	11	3	8
Felony	F	6	32	34	15	19
Misdemeanor	M	33	85	88	26	62
Show Cause	SC	7	16	16	4	12
Criminal Total		52	144	149	48	101
<u>Traffic</u>						
Capias	CA	1	2	2	1	1
Civil Violation	CV	0	2	2	1	1
Felony	F	2	2	2	0	2
Infraction	I	439	408	592	457	135
Misdemeanor	M	45	100	100	43	57
Show Cause	SC	4	11	11	4	7
Traffic Total		491	525	709	506	203
<u>Civil</u>						
Admin License	AL	1	0	1	1	-
Garnishment	GA	24	8	28	20	8
Impoundment	IM	1	0	1	1	-
Interrogatory	IN	0	0	1	1	-
Other	OT	2	0	2	2	-
Petition-Restore Arms	PR	1	1	2	1	1
Unlawful Detainer	UD	12	16	21	10	11
Warrant in Debt	WD	74	71	85	51	34
Civil Total		115	96	141	87	54
Giles Totals		658	765	999	641	358



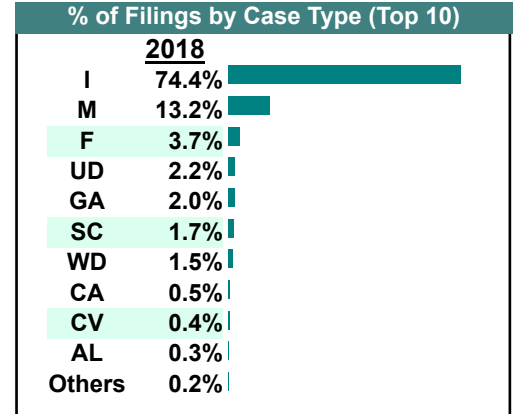
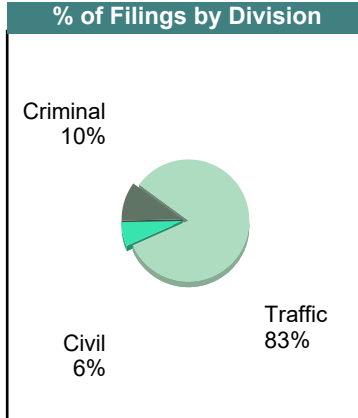
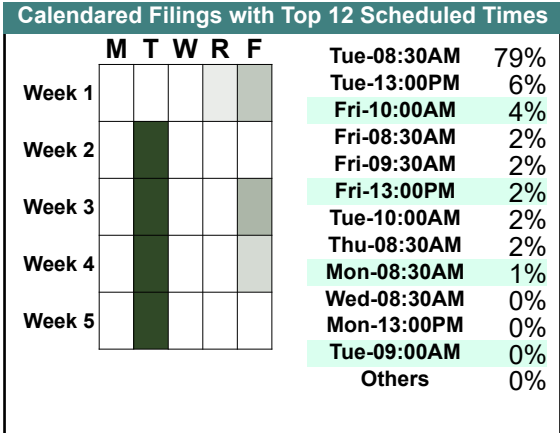
CASELOAD STATISTICS OF THE GENERAL DISTRICT COURTS

January 2018

Giles

District: 27

		<u>Filings</u>	<u>Hearings</u>	<u>Transactions</u>	<u>Concluded</u>	<u>Cont</u>
<u>Criminal</u>						
Capias	CA	3	10	10	2	8
Felony	F	35	81	84	12	72
Misdemeanor	M	57	132	133	46	87
Show Cause	SC	5	15	15	2	13
Criminal Total		100	238	242	62	180
<u>Traffic</u>						
Capias	CA	2	7	7	2	5
Civil Violation	CV	4	4	4	1	3
Infraction	I	713	540	814	669	145
Misdemeanor	M	69	119	119	61	58
Show Cause	SC	10	20	20	6	14
Traffic Total		798	690	964	739	225
<u>Civil</u>						
Admin License	AL	3	0	3	3	-
Garnishment	GA	19	4	23	19	4
Protective Order	PO	1	1	1	0	1
Prelim Prot Order	PP	1	2	2	0	2
Show Cause	SC	1	0	1	1	-
Unlawful Detainer	UD	21	21	33	21	12
Warrant in Debt	WD	14	13	14	11	3
Civil Total		60	41	77	55	22
Giles Totals		958	969	1,283	856	427



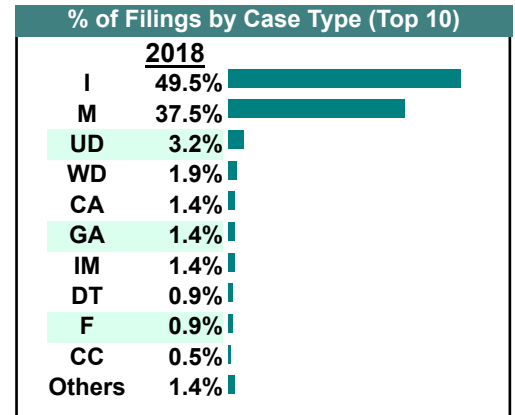
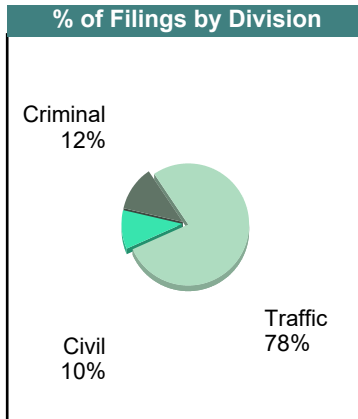
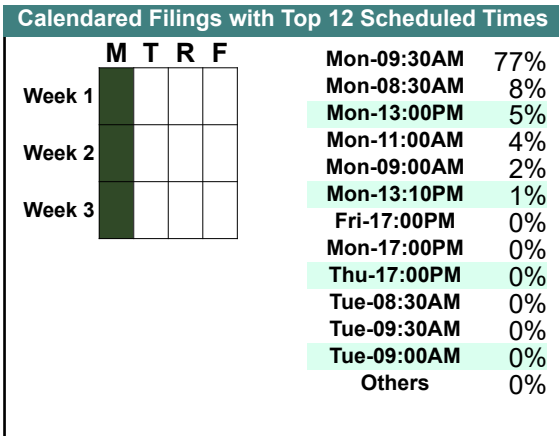
CASELOAD STATISTICS OF THE GENERAL DISTRICT COURTS

December 2018

Grayson

District: 27

		<u>Filings</u>	<u>Hearings</u>	<u>Transactions</u>	<u>Concluded</u>	<u>Cont</u>
<u>Criminal</u>						
Capias	CA	2	6	6	3	3
Civil Violation	CV	1	1	1	0	-
Felony	F	1	17	17	4	13
Misdemeanor	M	22	97	101	30	69
Show Cause	SC	0	7	7	4	3
Criminal Total		26	128	132	41	88
<u>Traffic</u>						
Capias	CA	1	5	5	1	3
Felony	F	1	1	1	0	1
Infraction	I	107	111	138	51	87
Misdemeanor	M	59	98	98	26	72
Show Cause	SC	0	1	1	0	1
Traffic Total		168	216	243	78	164
<u>Civil</u>						
Counter Claim	CC	1	0	1	1	-
Detinue	DT	2	2	2	1	1
Garnishment	GA	3	0	3	3	-
Impoundment	IM	3	0	3	3	-
Protective Order	PO	1	0	1	1	-
Prelim Prot Order	PP	1	0	1	1	-
Unlawful Detainer	UD	7	7	7	1	6
Warrant in Debt	WD	4	4	6	2	4
Civil Total		22	13	24	13	11
Grayson Totals		216	357	399	132	263



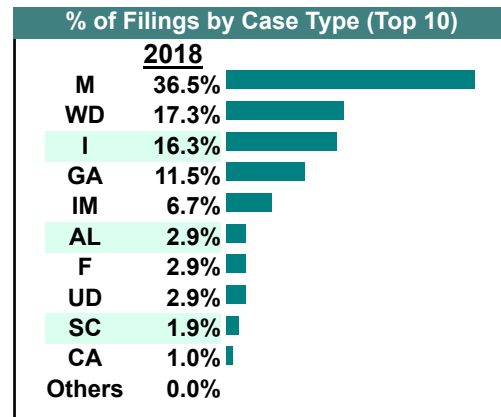
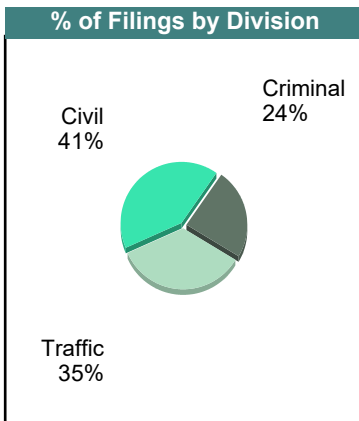
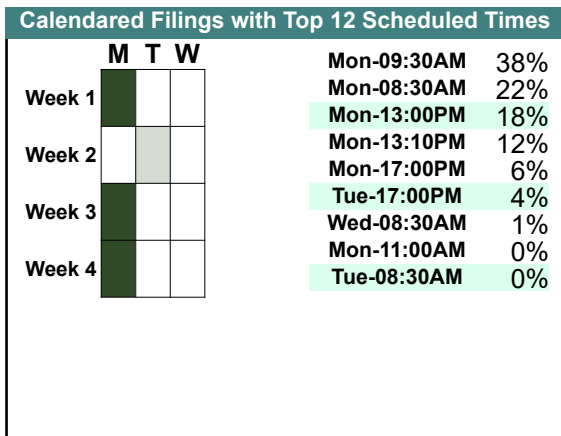
CASELOAD STATISTICS OF THE GENERAL DISTRICT COURTS

November 2018

Grayson

District: 27

		<u>Filings</u>	<u>Hearings</u>	<u>Transactions</u>	<u>Concluded</u>	<u>Cont</u>
<u>Criminal</u>						
Capias	CA	1	6	6	2	4
Felony	F	3	39	39	23	15
Misdemeanor	M	19	55	55	16	39
Show Cause	SC	2	10	10	2	8
Criminal Total		25	110	110	43	66
<u>Traffic</u>						
Infraction	I	17	25	29	23	6
Misdemeanor	M	19	30	30	22	8
Show Cause	SC	0	2	2	0	2
Traffic Total		36	57	61	45	16
<u>Civil</u>						
Admin License	AL	3	0	3	3	-
Bond Forfeiture	BF	0	1	2	1	1
Capias	CA	0	1	1	0	1
Garnishment	GA	12	0	13	13	-
Impoundment	IM	7	0	7	7	-
Protective Order	PO	0	0	1	1	-
Show Cause	SC	0	1	1	0	1
Unlawful Detainer	UD	3	2	3	3	-
Warrant in Debt	WD	18	19	33	28	5
Civil Total		43	24	64	56	8
Grayson Totals		104	191	235	144	90



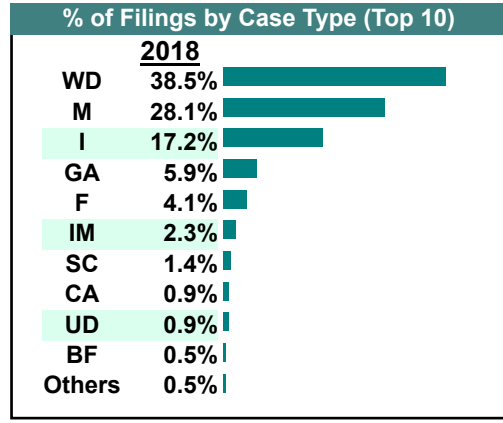
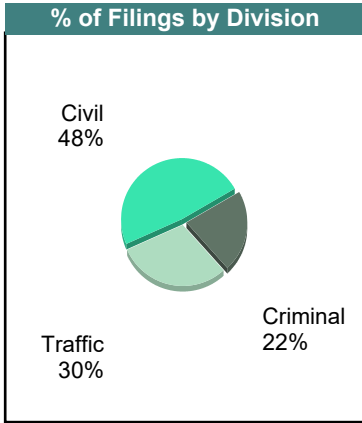
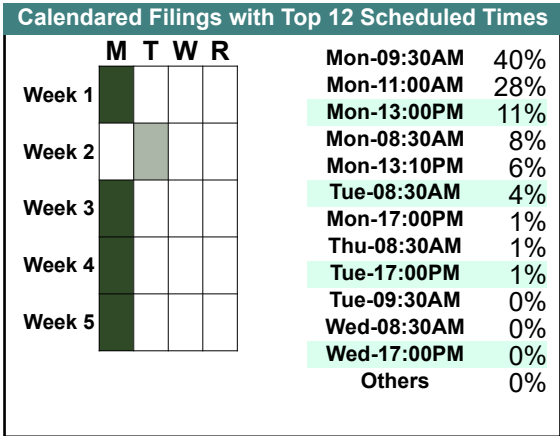
CASELOAD STATISTICS OF THE GENERAL DISTRICT COURTS

October 2018

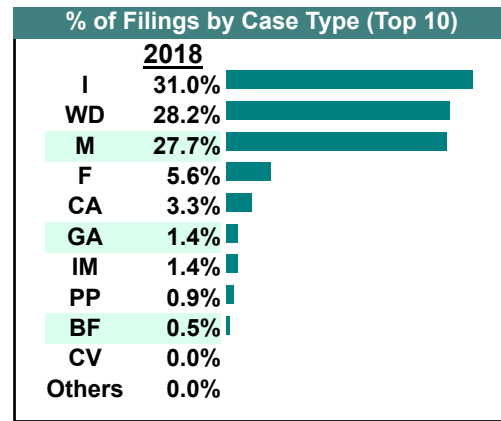
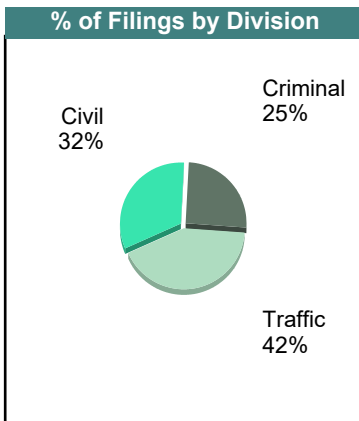
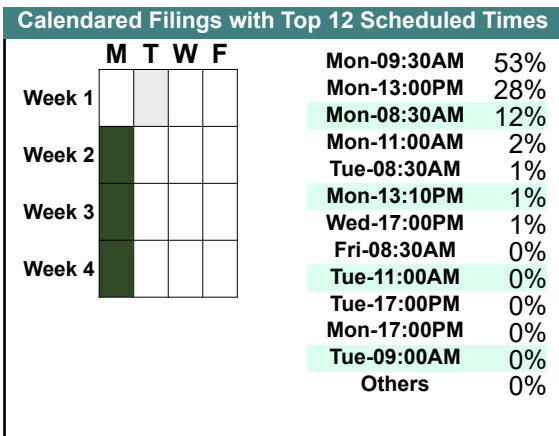
Grayson

District: 27

		<u>Filings</u>	<u>Hearings</u>	<u>Transactions</u>	<u>Concluded</u>	<u>Cont</u>
<u>Criminal</u>						
Capias	CA	1	9	9	4	5
Civil Violation	CV	0	1	1	1	-
Felony	F	9	42	42	12	30
Misdemeanor	M	35	128	130	30	100
Show Cause	SC	3	11	11	5	6
Criminal Total		48	191	193	52	141
<u>Traffic</u>						
Capias	CA	1	5	5	3	2
Felony	F	0	1	1	1	-
Infraction	I	38	56	71	53	18
Misdemeanor	M	27	57	57	28	29
Show Cause	SC	0	2	2	1	1
Traffic Total		66	121	136	86	50
<u>Civil</u>						
Bond Forfeiture	BF	1	2	2	0	2
Garnishment	GA	13	2	15	13	2
Impoundment	IM	5	0	5	5	-
Protective Order	PO	1	1	1	0	1
Prelim Prot Order	PP	0	0	1	1	-
Unlawful Detainer	UD	2	2	2	2	-
Warrant in Debt	WD	85	72	135	111	24
Civil Total		107	79	161	132	29
Grayson Totals		221	391	490	270	220



		Filings	Hearings	Transactions	Concluded	Cont
<u>Criminal</u>						
Capias	CA	4	16	16	2	14
Civil Violation	CV	0	1	1	0	1
Felony	F	12	58	60	17	43
Misdemeanor	M	38	116	121	31	90
Show Cause	SC	0	12	12	3	9
Criminal Total		54	203	210	53	157
<u>Traffic</u>						
Capias	CA	3	6	6	1	5
Felony	F	0	1	1	1	-
Infraction	I	66	62	91	50	41
Misdemeanor	M	21	48	48	10	38
Show Cause	SC	0	3	3	0	3
Traffic Total		90	120	149	62	87
<u>Civil</u>						
Bond Forfeiture	BF	1	1	1	0	1
Garnishment	GA	3	2	3	1	2
Impoundment	IM	3	0	3	3	-
Prelim Prot Order	PP	2	3	4	1	3
Petition-Restore Arms	PR	0	0	1	1	-
Warrant in Debt	WD	60	53	64	25	39
Civil Total		69	59	76	31	45
Grayson Totals		213	382	435	146	289



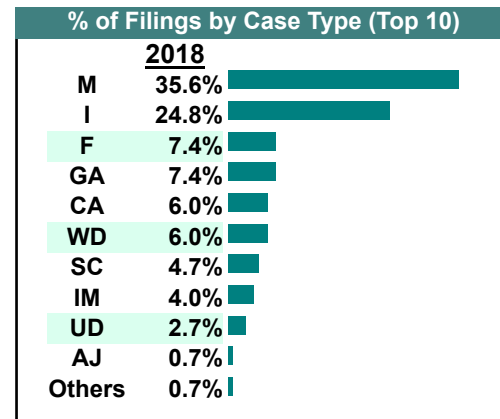
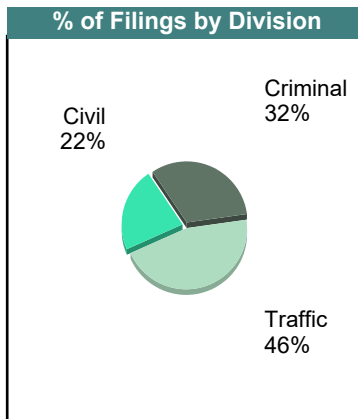
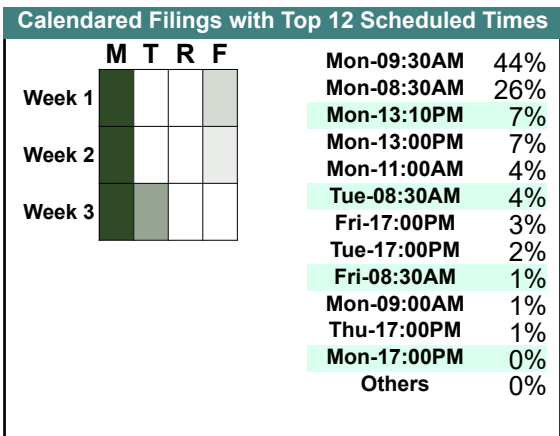
CASELOAD STATISTICS OF THE GENERAL DISTRICT COURTS

August 2018

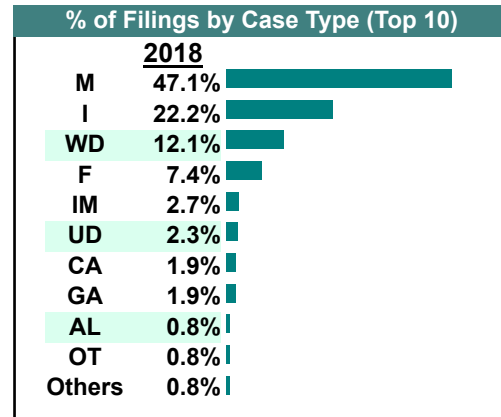
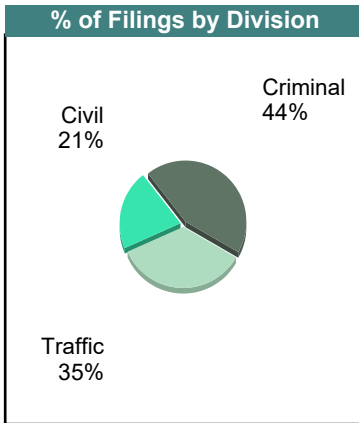
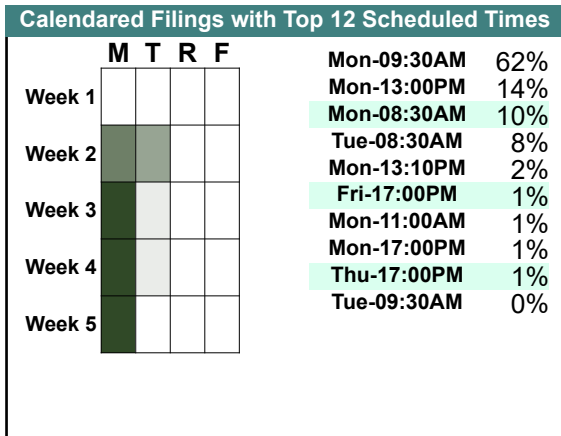
Grayson

District: 27

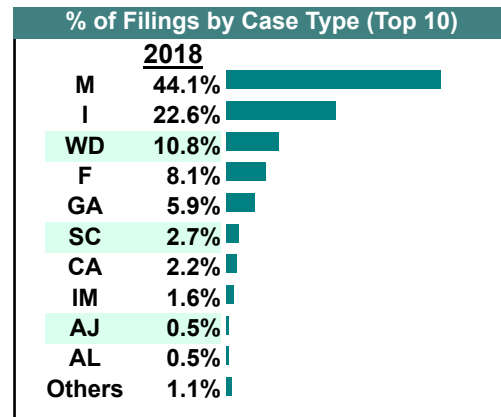
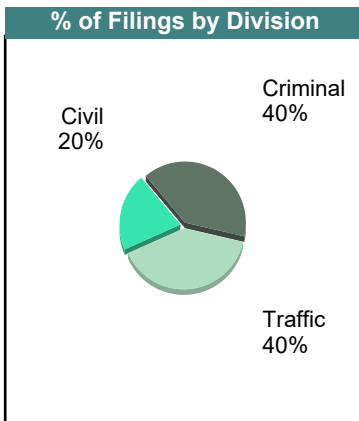
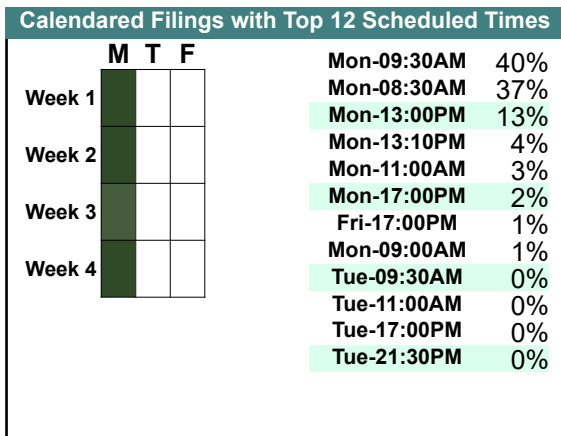
		<u>Filings</u>	<u>Hearings</u>	<u>Transactions</u>	<u>Concluded</u>	<u>Cont</u>
<u>Criminal</u>						
Capias	CA	6	12	12	5	7
Felony	F	10	37	37	9	28
Misdemeanor	M	29	90	90	40	50
Show Cause	SC	3	11	11	1	10
Criminal Total		48	150	150	55	95
<u>Traffic</u>						
Capias	CA	2	4	4	0	4
Felony	F	1	2	2	0	2
Infraction	I	37	40	49	27	22
Misdemeanor	M	24	50	50	26	24
Show Cause	SC	4	4	4	1	3
Traffic Total		68	100	109	54	55
<u>Civil</u>						
Abstract	AJ	1	0	1	1	-
Admin License	AL	1	0	1	1	-
Capias	CA	1	1	1	0	1
Garnishment	GA	11	0	11	11	-
Impoundment	IM	6	0	6	6	-
Unlawful Detainer	UD	4	2	4	4	-
Warrant in Debt	WD	9	9	13	10	3
Civil Total		33	12	37	33	4
Grayson Totals		149	262	296	142	154



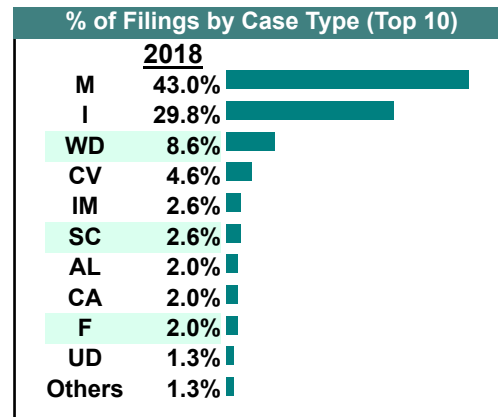
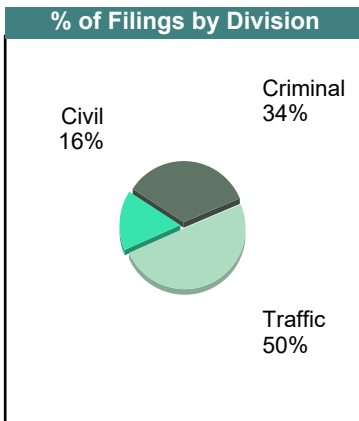
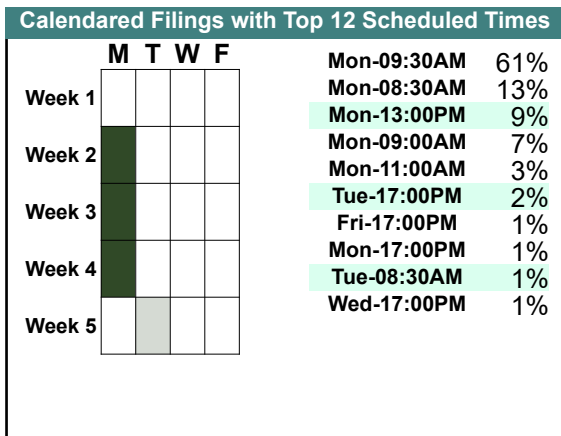
		<u>Filings</u>	<u>Hearings</u>	<u>Transactions</u>	<u>Concluded</u>	<u>Cont</u>
<u>Criminal</u>						
Capias	CA	4	11	11	4	7
Felony	F	19	70	70	13	57
Misdemeanor	M	89	162	182	91	91
Show Cause	SC	1	12	12	6	6
Criminal Total		113	255	275	114	161
<u>Traffic</u>						
Capias	CA	1	2	2	0	2
Infraction	I	57	65	84	66	18
Misdemeanor	M	32	61	61	33	28
Traffic Total		90	128	147	99	48
<u>Civil</u>						
Admin License	AL	2	0	2	2	-
Detinue	DT	1	1	1	1	-
Garnishment	GA	5	0	6	6	-
Impoundment	IM	7	0	7	7	-
Interrogatory	IN	0	0	1	1	-
Other	OT	2	2	2	0	-
Petition-Restore Arms	PR	0	1	1	0	1
Show Cause	SC	0	1	1	0	1
Unlawful Detainer	UD	6	6	7	7	-
Warrant in Debt	WD	31	35	40	27	13
Civil Total		54	46	68	51	15
Grayson Totals		257	429	490	264	224



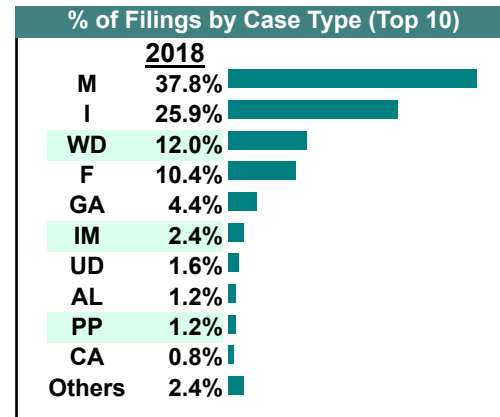
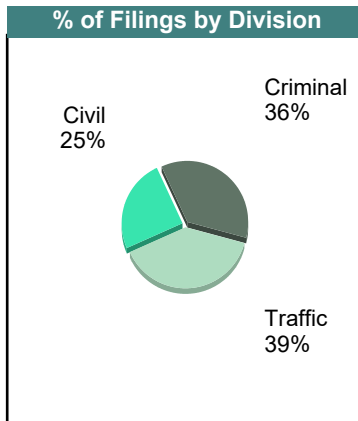
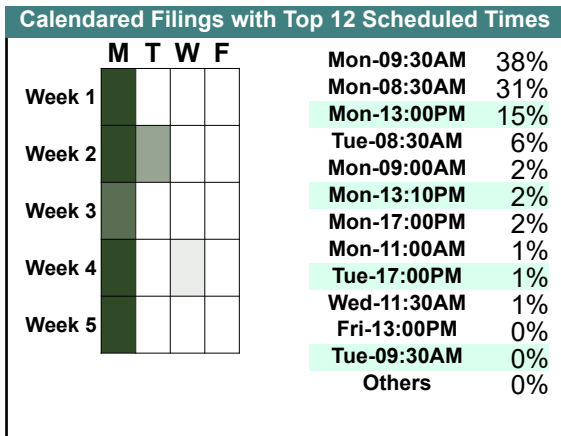
		Filings	Hearings	Transactions	Concluded	Cont
<u>Criminal</u>						
Capias	CA	3	13	13	3	10
Civil Violation	CV	0	1	1	0	1
Felony	F	15	64	64	28	36
Misdemeanor	M	51	137	137	42	95
Show Cause	SC	5	17	17	1	16
Criminal Total		74	232	232	74	158
<u>Traffic</u>						
Capias	CA	1	2	2	0	2
Felony	F	0	1	1	0	1
Infraction	I	42	67	75	57	18
Misdemeanor	M	31	67	67	35	32
Traffic Total		74	137	145	92	53
<u>Civil</u>						
Abstract	AJ	1	0	1	1	-
Admin License	AL	1	0	1	1	-
Garnishment	GA	11	0	11	11	-
Impoundment	IM	3	0	3	3	-
Petition-Restore Arms	PR	1	1	1	0	1
Unlawful Detainer	UD	1	2	2	1	1
Warrant in Debt	WD	20	18	26	22	4
Civil Total		38	21	45	39	6
Grayson Totals		186	390	422	205	217



		<u>Filings</u>	<u>Hearings</u>	<u>Transactions</u>	<u>Concluded</u>	<u>Cont</u>
<u>Criminal</u>						
Capias	CA	2	3	3	0	3
Civil Violation	CV	7	7	7	6	1
Felony	F	3	30	30	8	22
Misdemeanor	M	36	99	101	50	51
Show Cause	SC	4	9	9	1	8
Criminal Total		52	148	150	65	85
<u>Traffic</u>						
Capias	CA	1	1	1	0	1
Felony	F	0	1	1	0	1
Infraction	I	45	69	79	49	30
Misdemeanor	M	29	55	55	26	28
Traffic Total		75	126	136	75	60
<u>Civil</u>						
Abstract	AJ	1	0	1	1	-
Admin License	AL	3	0	3	3	-
Bond Forfeiture	BF	0	0	1	1	-
Garnishment	GA	1	0	1	1	-
Impoundment	IM	4	0	4	4	-
Unlawful Detainer	UD	2	1	3	3	-
Warrant in Debt	WD	13	10	14	11	3
Civil Total		24	11	27	24	3
Grayson Totals		151	285	313	164	148



		<u>Filings</u>	<u>Hearings</u>	<u>Transactions</u>	<u>Concluded</u>	<u>Cont</u>
<u>Criminal</u>						
Capias	CA	2	3	3	0	3
Felony	F	26	40	40	3	37
Misdemeanor	M	62	112	112	33	79
Show Cause	SC	1	2	2	1	1
Criminal Total		91	157	157	37	120
<u>Traffic</u>						
Civil Violation	CV	0	1	1	1	-
Infraction	I	65	69	95	66	29
Misdemeanor	M	33	58	58	28	30
Show Cause	SC	0	1	1	1	-
Traffic Total		98	129	155	96	59
<u>Civil</u>						
Abstract	AJ	1	0	1	1	-
Admin License	AL	3	0	3	3	-
Garnishment	GA	11	0	11	11	-
Impoundment	IM	6	0	6	6	-
Interrogatory	IN	0	1	1	0	1
Other	OT	1	1	1	1	-
Protective Order	PO	2	0	2	2	-
Prelim Prot Order	PP	3	0	3	3	-
Show Cause	SC	1	1	1	0	1
Unlawful Detainer	UD	4	3	4	3	1
Warrant in Debt	WD	30	33	45	32	12
Civil Total		62	39	78	62	15
Grayson Totals		251	325	390	195	194



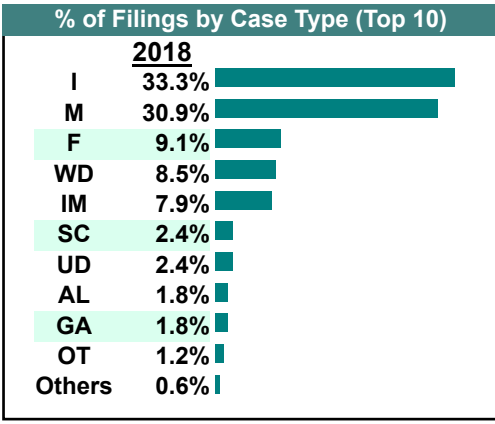
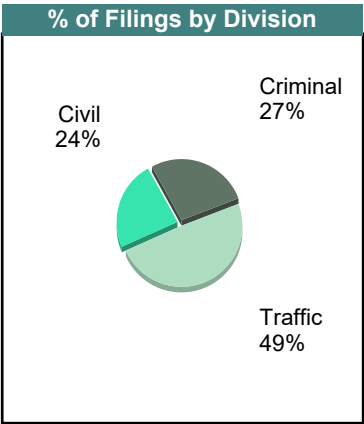
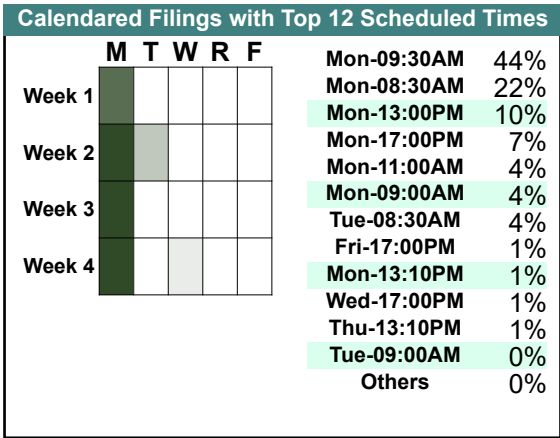
CASELOAD STATISTICS OF THE GENERAL DISTRICT COURTS

March 2018

Grayson

District: 27

		<u>Filings</u>	<u>Hearings</u>	<u>Transactions</u>	<u>Concluded</u>	<u>Cont</u>
<u>Criminal</u>						
Felony	F	14	39	39	7	32
Misdemeanor	M	28	71	71	24	47
Show Cause	SC	3	9	9	1	8
Criminal Total		45	119	119	32	87
<u>Traffic</u>						
Civil Violation	CV	1	1	1	0	1
Felony	F	1	2	2	1	1
Infraction	I	55	55	66	28	37
Misdemeanor	M	23	40	40	11	29
Show Cause	SC	1	2	2	0	2
Traffic Total		81	100	111	40	70
<u>Civil</u>						
Admin License	AL	3	0	3	3	-
Garnishment	GA	3	1	6	5	1
Impoundment	IM	13	3	13	10	-
Other	OT	2	0	2	2	-
Unlawful Detainer	UD	4	5	7	6	1
Warrant in Debt	WD	14	13	15	9	6
Civil Total		39	22	46	35	8
Grayson Totals		165	241	276	107	165



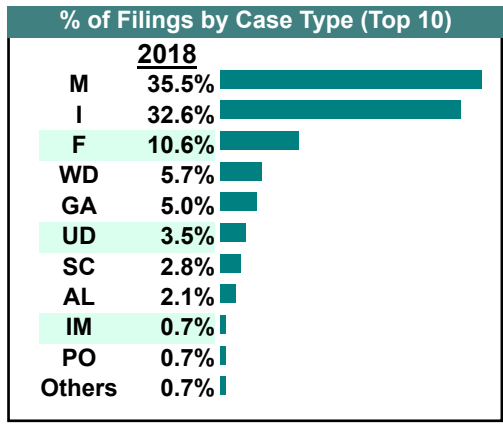
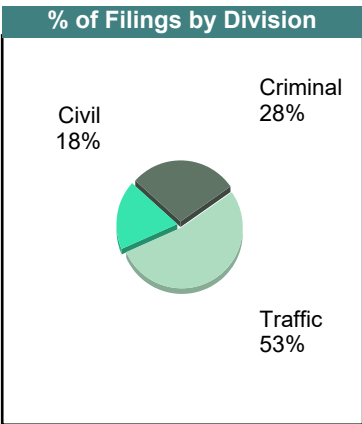
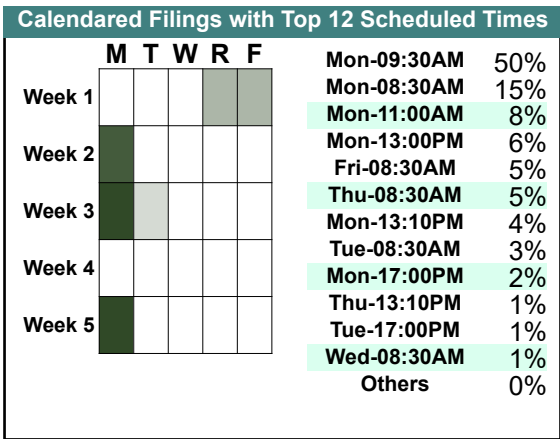
CASELOAD STATISTICS OF THE GENERAL DISTRICT COURTS

February 2018

Grayson

District: 27

		<u>Filings</u>	<u>Hearings</u>	<u>Transactions</u>	<u>Concluded</u>	<u>Cont</u>
<u>Criminal</u>						
Capias	CA	0	3	3	1	2
Felony	F	15	40	42	6	36
Misdemeanor	M	22	90	91	38	53
Show Cause	SC	3	6	6	0	6
Criminal Total		40	139	142	45	97
<u>Traffic</u>						
Felony	F	0	1	1	1	-
Infraction	I	46	56	70	61	8
Misdemeanor	M	28	47	47	33	14
Show Cause	SC	1	1	1	0	1
Traffic Total		75	105	119	95	23
<u>Civil</u>						
Admin License	AL	3	0	3	3	-
Garnishment	GA	7	2	7	5	2
Impoundment	IM	1	0	1	1	-
Protective Order	PO	1	0	1	1	-
Prelim Prot Order	PP	1	1	1	0	-
Unlawful Detainer	UD	5	6	7	4	3
Warrant in Debt	WD	8	9	12	7	4
Civil Total		26	18	32	21	9
Grayson Totals		141	262	293	161	129



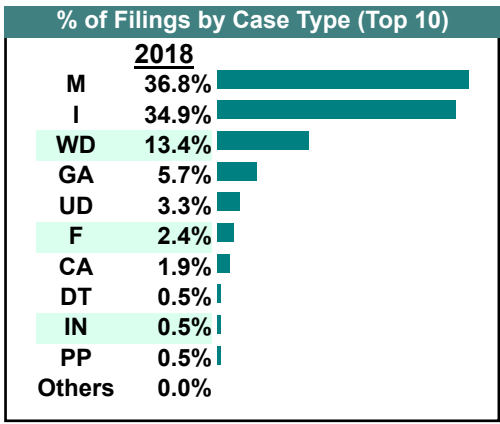
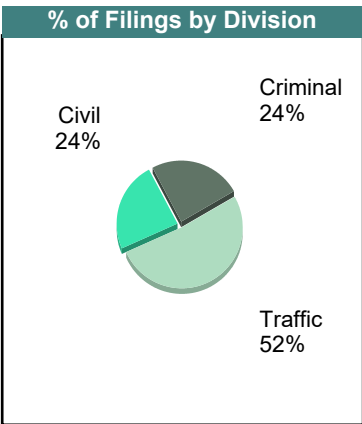
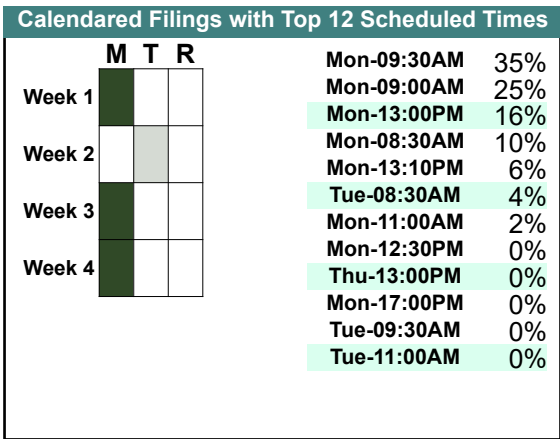
CASELOAD STATISTICS OF THE GENERAL DISTRICT COURTS

January 2018

Grayson

District: 27

		<u>Filings</u>	<u>Hearings</u>	<u>Transactions</u>	<u>Concluded</u>	<u>Cont</u>
<u>Criminal</u>						
Capias	CA	4	8	8	3	5
Felony	F	3	26	50	31	19
Misdemeanor	M	44	139	148	79	69
Show Cause	SC	0	12	12	4	8
Criminal Total		51	185	218	117	101
<u>Traffic</u>						
Felony	F	2	6	6	1	5
Infraction	I	73	90	124	75	47
Misdemeanor	M	33	68	68	27	41
Traffic Total		108	164	198	103	93
<u>Civil</u>						
Detinue	DT	1	1	1	1	-
Garnishment	GA	12	1	12	11	1
Interrogatory	IN	1	1	1	0	1
Other	OT	0	1	1	0	-
Prelim Prot Order	PP	1	0	1	1	-
Petition-Restore Arms	PR	0	0	1	1	-
Unlawful Detainer	UD	7	9	9	5	4
Warrant in Debt	WD	28	29	36	28	8
Civil Total		50	42	62	47	14
Grayson Totals		209	391	478	267	208



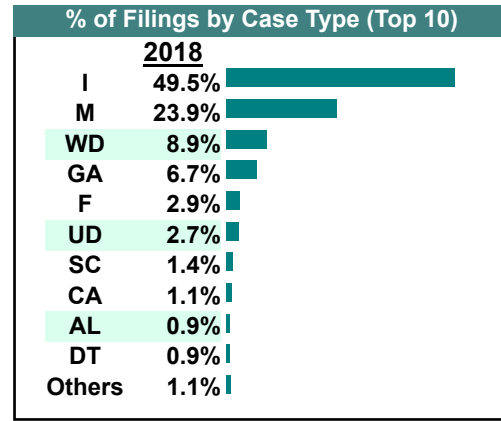
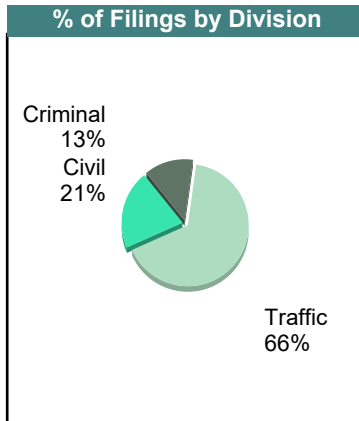
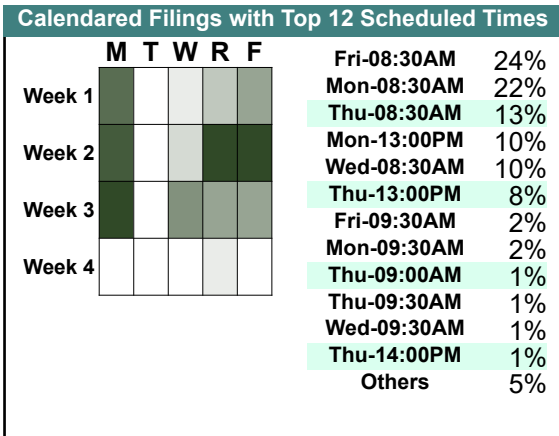
CASELOAD STATISTICS OF THE GENERAL DISTRICT COURTS

December 2018

Montgomery

District: 27

		<u>Filings</u>	<u>Hearings</u>	<u>Transactions</u>	<u>Concluded</u>	<u>Cont</u>
<u>Criminal</u>						
Capias	CA	17	39	39	14	25
Civil Violation	CV	0	1	1	1	-
Felony	F	39	214	214	72	142
Misdemeanor	M	217	492	528	192	336
Show Cause	SC	2	11	11	3	8
Criminal Total		275	757	793	282	511
<u>Traffic</u>						
Capias	CA	7	23	23	12	11
Civil Violation	CV	3	15	15	7	8
Felony	F	22	125	129	31	98
Infraction	I	1,048	864	1,304	952	352
Misdemeanor	M	290	674	674	276	398
Restricted O/L	RL	1	1	1	1	-
Show Cause	SC	27	51	51	31	20
Traffic Total		1,398	1,753	2,197	1,310	887
<u>Civil</u>						
Abstract	AJ	3	0	3	3	-
Admin License	AL	19	0	19	19	-
Bond Forfeiture	BF	0	2	3	1	2
Counter Claim	CC	0	0	1	1	-
Detinue	DT	19	18	27	23	4
Garnishment	GA	141	14	151	137	14
Impoundment	IM	3	0	3	3	-
Interrogatory	IN	1	0	1	1	-
Motion for Judgment	MJ	1	1	1	0	1
Other	OT	1	0	1	1	-
Protective Order	PO	5	0	5	5	-
Prelim Prot Order	PP	3	0	3	3	-
Tenants Assertion	TA	1	1	1	0	1
Third Party Claim	TH	1	1	1	0	1
Unlawful Detainer	UD	58	48	69	61	8
Warrant in Debt	WD	188	187	251	202	49
Civil Total		444	272	540	460	80
Montgomery Totals		2,117	2,782	3,530	2,052	1,478



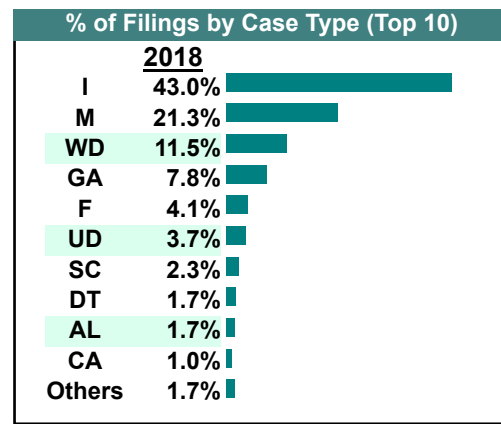
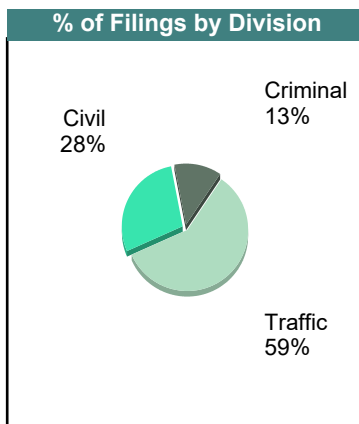
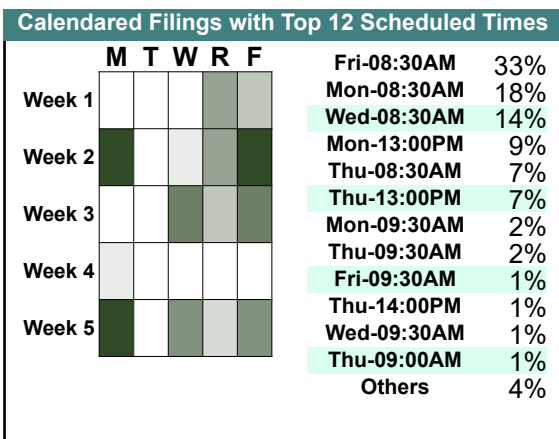
CASELOAD STATISTICS OF THE GENERAL DISTRICT COURTS

November 2018

Montgomery

District: 27

		<u>Filings</u>	<u>Hearings</u>	<u>Transactions</u>	<u>Concluded</u>	<u>Cont</u>
<u>Criminal</u>						
Capias	CA	14	49	49	12	37
Felony	F	60	160	161	35	126
Misdemeanor	M	170	439	461	174	287
Show Cause	SC	11	20	20	7	13
Criminal Total		255	668	691	228	463
<u>Traffic</u>						
Capias	CA	7	24	24	4	20
Civil Violation	CV	3	10	10	1	9
Felony	F	22	97	102	37	65
Infraction	I	862	645	1,053	863	190
Misdemeanor	M	257	551	552	304	248
Other	O	1	2	2	1	1
Show Cause	SC	27	40	40	17	23
Traffic Total		1,179	1,369	1,783	1,227	556
<u>Civil</u>						
Abstract	AJ	1	0	1	1	-
Admin License	AL	34	0	34	34	-
Bond Forfeiture	BF	3	4	6	2	4
Counter Claim	CC	1	1	1	1	-
Detinue	DT	35	34	46	32	14
Garnishment	GA	157	16	171	155	16
Impoundment	IM	2	0	2	2	-
Interrogatory	IN	9	3	19	16	3
Other	OT	4	2	6	4	2
Protective Order	PO	6	0	6	6	-
Prelim Prot Order	PP	3	0	3	3	-
Petition-Restore Arms	PR	0	0	1	1	-
Show Cause	SC	9	2	9	7	2
Tenants Assertion	TA	1	0	1	1	-
Unlawful Detainer	UD	75	87	109	75	34
Warrant in Debt	WD	231	224	290	233	57
Civil Total		571	373	705	573	132
Montgomery Totals		2,005	2,410	3,179	2,028	1,151



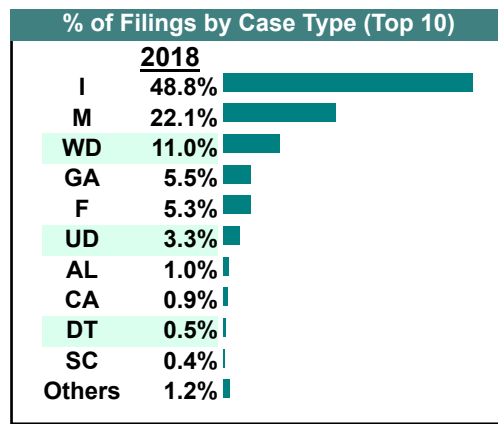
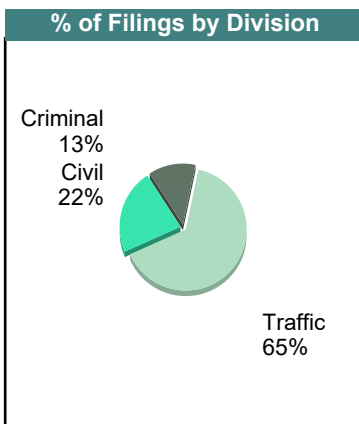
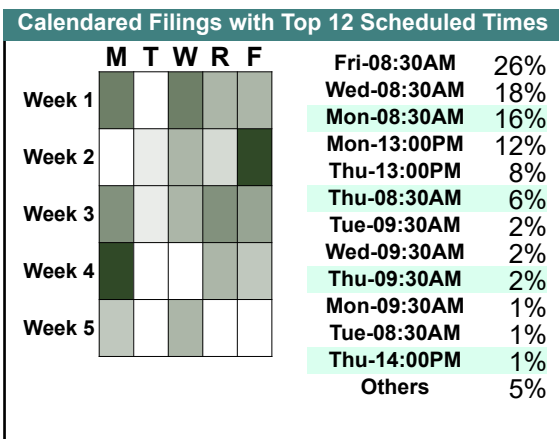
CASELOAD STATISTICS OF THE GENERAL DISTRICT COURTS

October 2018

Montgomery

District: 27

		Filings	Hearings	Transactions	Concluded	Cont
<u>Criminal</u>						
Capias	CA	13	32	32	11	21
Civil Violation	CV	1	1	1	0	1
Felony	F	85	220	220	58	162
Misdemeanor	M	194	429	452	160	292
Show Cause	SC	5	11	11	6	5
Criminal Total		298	693	716	235	481
<u>Traffic</u>						
Capias	CA	8	24	24	4	20
Civil Violation	CV	1	13	13	3	10
Felony	F	40	132	134	29	105
Infraction	I	1,146	910	1,441	1,195	246
Misdemeanor	M	325	715	715	348	367
Show Cause	SC	3	45	45	25	20
Traffic Total		1,523	1,839	2,372	1,604	768
<u>Civil</u>						
Abstract	AJ	1	0	1	1	-
Admin License	AL	24	0	24	24	-
Bond Forfeiture	BF	0	2	3	1	2
Counter Claim	CC	3	3	3	2	1
Detinue	DT	11	13	14	11	3
Garnishment	GA	128	9	144	135	9
Impoundment	IM	2	0	2	2	-
Interrogatory	IN	4	1	4	3	1
Other	OT	2	0	2	2	-
Protective Order	PO	8	1	9	8	1
Prelim Prot Order	PP	5	1	6	5	1
Petition-Restore Arms	PR	0	1	1	0	1
Show Cause	SC	1	0	1	1	-
Tenants Assertion	TA	1	0	2	2	-
Unlawful Detainer	UD	78	66	90	76	14
Warrant in Debt	WD	258	237	307	236	71
Civil Total		526	334	613	509	104
Montgomery Totals		2,347	2,866	3,701	2,348	1,353



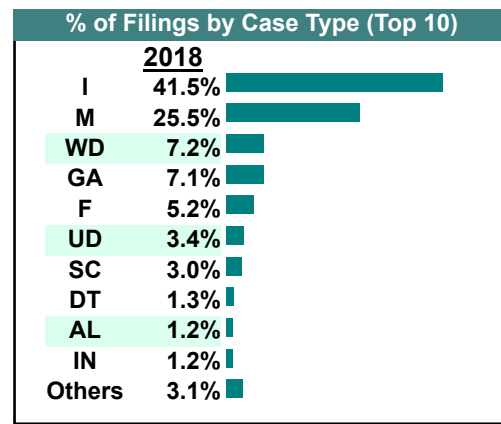
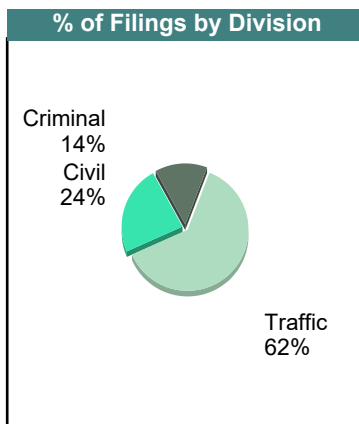
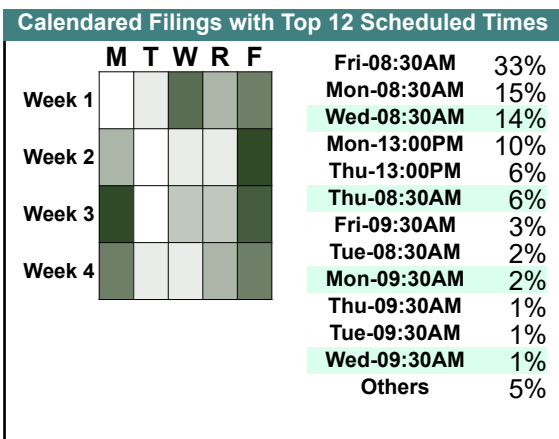
CASELOAD STATISTICS OF THE GENERAL DISTRICT COURTS

September 2018

Montgomery

District: 27

		Filings	Hearings	Transactions	Concluded	Cont
<u>Criminal</u>						
Capias	CA	11	36	36	11	25
Felony	F	63	181	182	59	123
Misdemeanor	M	202	381	391	142	249
Show Cause	SC	4	12	12	5	7
Criminal Total		280	610	621	217	404
<u>Traffic</u>						
Capias	CA	9	32	32	13	19
Civil Violation	CV	4	15	15	7	8
Felony	F	42	125	125	34	91
Infraction	I	830	651	1,030	830	200
Misdemeanor	M	309	641	641	294	347
Restricted O/L	RL	2	2	2	2	-
Show Cause	SC	54	84	84	31	53
Traffic Total		1,250	1,550	1,929	1,211	718
<u>Civil</u>						
Abstract	AJ	2	0	2	2	-
Admin License	AL	25	0	25	25	-
Bond Forfeiture	BF	3	3	3	0	3
Counter Claim	CC	0	0	1	1	-
Detinue	DT	27	24	29	22	7
Garnishment	GA	143	18	156	138	18
Impoundment	IM	8	0	8	8	-
Interrogatory	IN	25	10	31	21	10
Other	OT	4	0	4	4	-
Protective Order	PO	11	0	11	11	-
Prelim Prot Order	PP	8	0	8	8	-
Show Cause	SC	3	0	3	3	-
Tenants Assertion	TA	1	0	1	1	-
Third Party Claim	TH	0	1	1	0	1
Unlawful Detainer	UD	68	57	87	77	10
Warrant in Debt	WD	144	159	216	175	41
Civil Total		472	272	586	496	90
Montgomery Totals		2,002	2,432	3,136	1,924	1,212



CASELOAD STATISTICS OF THE GENERAL DISTRICT COURTS

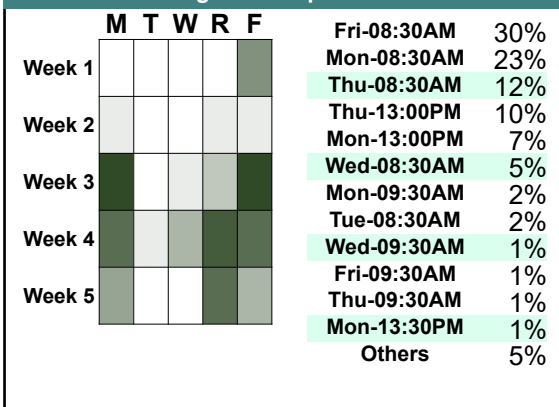
August 2018

Montgomery

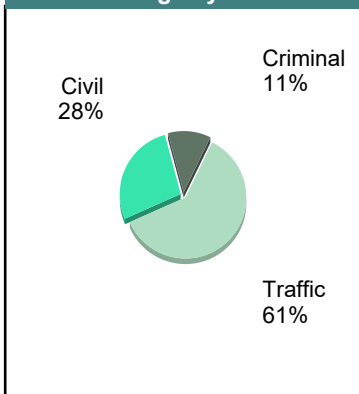
District: 27

		<u>Filings</u>	<u>Hearings</u>	<u>Transactions</u>	<u>Concluded</u>	<u>Cont</u>
<u>Criminal</u>						
Capias	CA	14	46	46	8	38
Felony	F	37	151	153	48	105
Misdemeanor	M	151	376	398	161	237
Show Cause	SC	9	18	18	7	11
Criminal Total		211	591	615	224	391
<u>Traffic</u>						
Capias	CA	9	27	27	5	22
Civil Violation	CV	4	22	22	7	15
Felony	F	31	151	155	34	121
Infraction	I	810	693	1,069	835	234
Misdemeanor	M	258	627	627	272	355
Restricted O/L	RL	1	1	1	1	-
Show Cause	SC	20	43	43	21	22
Traffic Total		1,133	1,564	1,944	1,175	769
<u>Civil</u>						
Abstract	AJ	2	0	2	2	-
Admin License	AL	22	0	22	22	-
Counter Claim	CC	1	1	1	1	-
Detinue	DT	3	3	4	2	2
Garnishment	GA	171	17	188	171	17
Impoundment	IM	3	0	3	3	-
Interrogatory	IN	2	1	5	4	1
Other	OT	1	0	1	1	-
Protective Order	PO	3	0	3	3	-
Prelim Prot Order	PP	8	0	8	8	-
Petition-Restore Arms	PR	3	1	3	2	1
Show Cause	SC	1	0	1	1	-
Unlawful Detainer	UD	107	91	129	109	20
Warrant in Debt	WD	184	180	228	192	36
Civil Total		511	294	598	521	77
Montgomery Totals		1,855	2,449	3,157	1,920	1,237

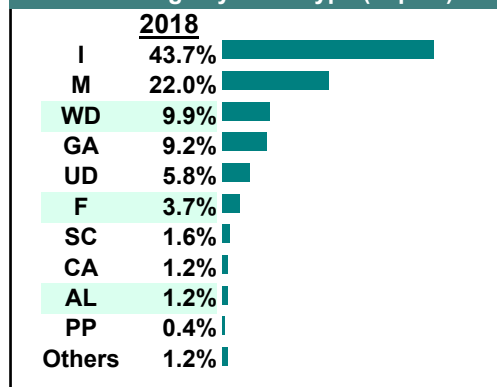
Calendared Filings with Top 12 Scheduled Times



% of Filings by Division



% of Filings by Case Type (Top 10)



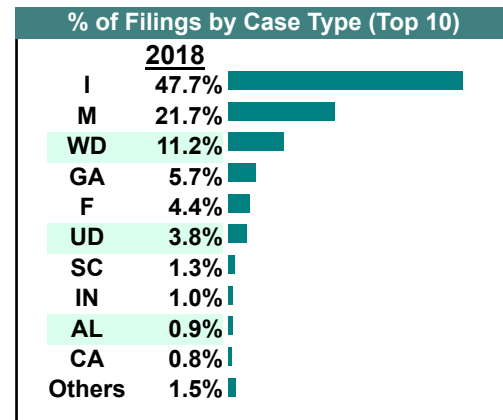
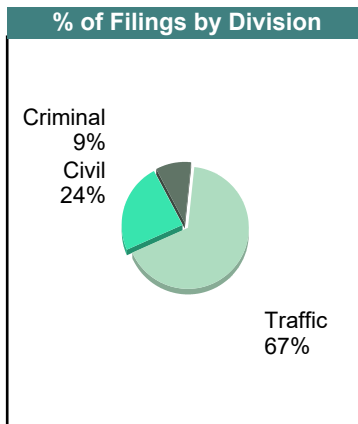
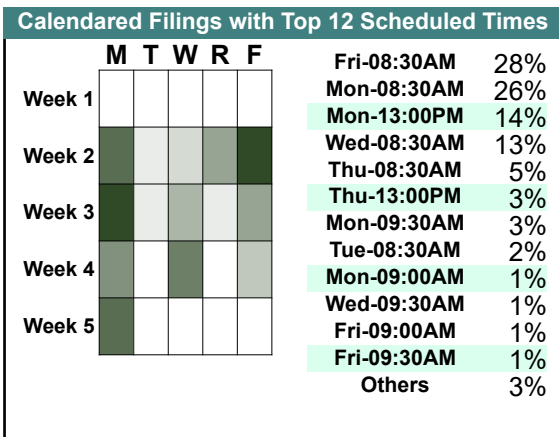
CASELOAD STATISTICS OF THE GENERAL DISTRICT COURTS

July 2018

Montgomery

District: 27

		<u>Filings</u>	<u>Hearings</u>	<u>Transactions</u>	<u>Concluded</u>	<u>Cont</u>
<u>Criminal</u>						
Capias	CA	8	18	18	6	12
Civil Violation	CV	1	2	2	1	1
Felony	F	49	140	141	33	108
Misdemeanor	M	148	313	322	144	178
Show Cause	SC	7	13	13	5	8
Criminal Total		213	486	496	189	307
<u>Traffic</u>						
Capias	CA	10	27	27	13	14
Civil Violation	CV	5	14	14	5	9
Felony	F	51	130	132	32	100
Infraction	I	1,079	849	1,347	1,090	257
Misdemeanor	M	342	639	639	292	347
Restricted O/L	RL	5	5	5	5	-
Show Cause	SC	17	35	35	11	24
Traffic Total		1,509	1,699	2,199	1,448	751
<u>Civil</u>						
Abstract	AJ	3	0	4	4	-
Admin License	AL	20	0	20	20	-
Detinue	DT	3	2	3	2	1
Garnishment	GA	128	11	142	131	11
Impoundment	IM	7	0	7	7	-
Interrogatory	IN	22	6	28	22	6
Other	OT	4	0	4	4	-
Protective Order	PO	2	0	2	2	-
Prelim Prot Order	PP	2	0	2	2	-
Petition-Restore Arms	PR	1	0	1	1	-
Show Cause	SC	5	0	5	5	-
Tenants Assertion	TA	1	1	1	0	1
Unlawful Detainer	UD	86	92	125	73	52
Warrant in Debt	WD	254	226	301	225	76
Civil Total		538	338	645	498	147
Montgomery Totals		2,260	2,523	3,340	2,135	1,205



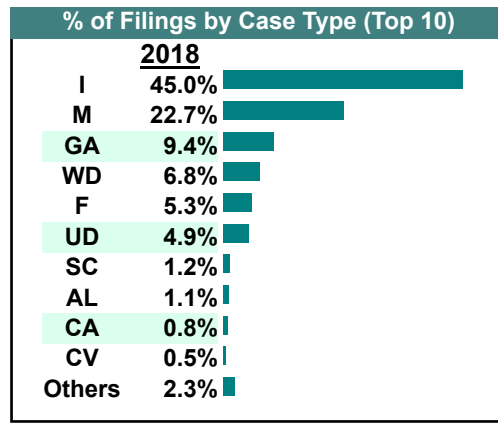
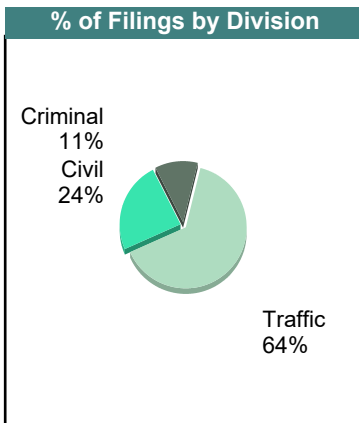
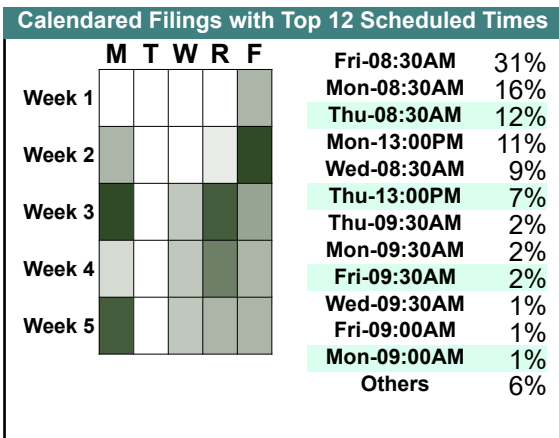
CASELOAD STATISTICS OF THE GENERAL DISTRICT COURTS

June 2018

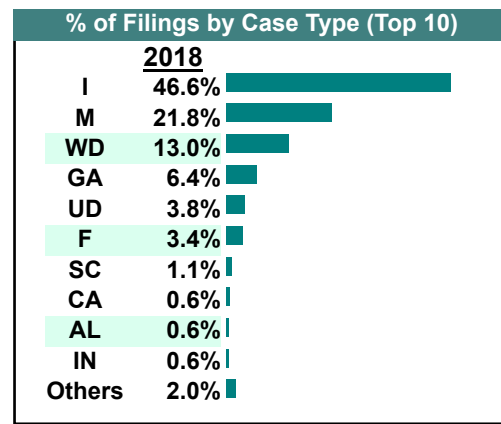
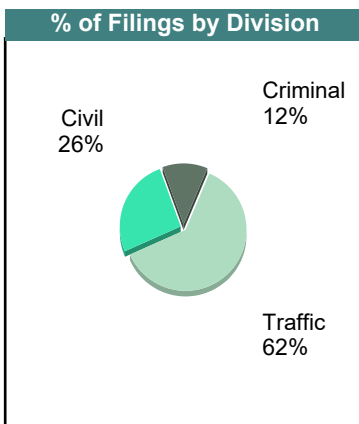
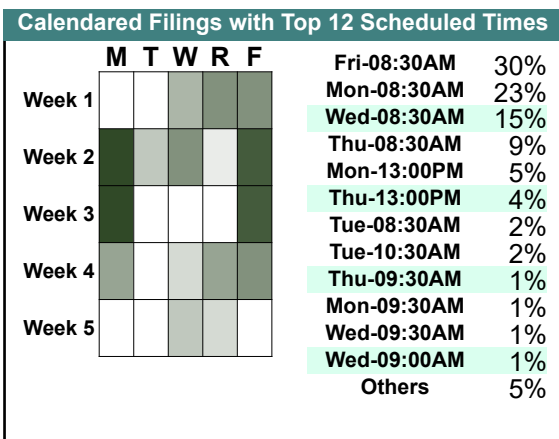
Montgomery

District: 27

		<u>Filings</u>	<u>Hearings</u>	<u>Transactions</u>	<u>Concluded</u>	<u>Cont</u>
<u>Criminal</u>						
Capias	CA	7	24	24	6	18
Civil Violation	CV	1	1	1	0	1
Felony	F	55	173	173	55	118
Misdemeanor	M	122	319	335	160	175
Show Cause	SC	1	9	9	2	7
Criminal Total		186	526	542	223	319
<u>Traffic</u>						
Capias	CA	6	25	25	6	19
Civil Violation	CV	7	16	16	3	13
Felony	F	31	138	138	41	97
Infraction	I	733	593	932	743	189
Misdemeanor	M	248	549	549	225	324
Restricted O/L	RL	7	7	7	7	-
Show Cause	SC	18	41	41	23	18
Traffic Total		1,050	1,369	1,708	1,048	660
<u>Civil</u>						
Abstract	AJ	1	0	1	1	-
Admin License	AL	18	0	18	18	-
Bond Forfeiture	BF	1	1	3	2	1
Counter Claim	CC	1	1	1	0	1
Detinue	DT	0	0	3	3	-
Garnishment	GA	154	20	172	152	20
Impoundment	IM	7	0	7	7	-
Interrogatory	IN	1	1	3	2	1
Motion for Judgment	MJ	3	3	4	4	-
Other	OT	5	0	6	6	-
Protective Order	PO	5	0	6	6	-
Prelim Prot Order	PP	6	0	6	6	-
Petition-Restore Arms	PR	0	0	1	1	-
Show Cause	SC	1	0	1	1	-
Unlawful Detainer	UD	80	77	104	87	17
Warrant in Debt	WD	111	133	167	127	40
Civil Total		394	236	503	423	80
Montgomery Totals		1,630	2,131	2,753	1,694	1,059

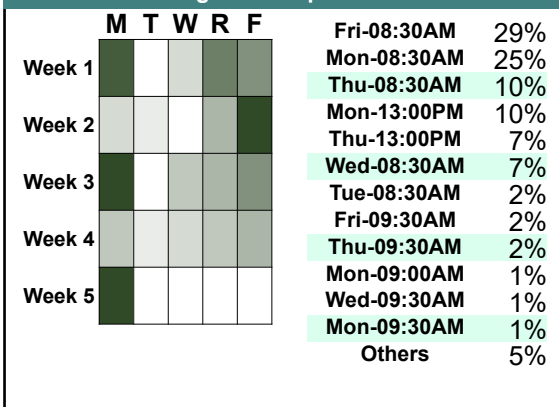


		<u>Filings</u>	<u>Hearings</u>	<u>Transactions</u>	<u>Concluded</u>	<u>Cont</u>
<u>Criminal</u>						
Capias	CA	5	24	24	9	15
Felony	F	49	153	155	42	113
Misdemeanor	M	205	419	442	219	223
Show Cause	SC	3	14	14	6	8
Criminal Total		262	610	635	276	359
<u>Traffic</u>						
Capias	CA	8	21	21	3	18
Civil Violation	CV	5	14	14	3	11
Felony	F	27	133	135	46	89
Infraction	I	1,031	836	1,267	1,033	234
Misdemeanor	M	278	664	664	333	331
Restricted O/L	RL	2	2	2	2	-
Show Cause	SC	20	62	62	31	31
Traffic Total		1,371	1,732	2,165	1,451	714
<u>Civil</u>						
Abstract	AJ	2	1	2	1	1
Admin License	AL	13	0	13	13	-
Bond Forfeiture	BF	1	2	3	1	2
Capias	CA	1	0	1	1	-
Detinue	DT	3	2	5	5	-
Garnishment	GA	142	15	161	146	15
Impoundment	IM	4	0	4	4	-
Interrogatory	IN	13	9	19	10	9
Other	OT	3	0	3	3	-
Protective Order	PO	11	1	11	10	1
Prelim Prot Order	PP	12	0	13	13	-
Petition-Restore Arms	PR	0	1	1	0	1
Show Cause	SC	1	0	4	4	-
Third Party Claim	TH	1	1	1	0	1
Unlawful Detainer	UD	85	68	99	86	13
Warrant in Debt	WD	288	252	339	294	45
Civil Total		580	352	679	591	88
Montgomery Totals		2,213	2,694	3,479	2,318	1,161

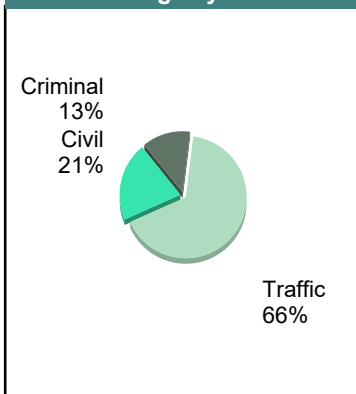


		<u>Filings</u>	<u>Hearings</u>	<u>Transactions</u>	<u>Concluded</u>	<u>Cont</u>
<u>Criminal</u>						
Capias	CA	11	19	19	5	14
Felony	F	51	145	149	43	106
Misdemeanor	M	166	319	342	132	210
Show Cause	SC	10	15	15	6	9
Criminal Total		238	498	525	186	339
<u>Traffic</u>						
Capias	CA	7	24	24	10	14
Civil Violation	CV	5	13	13	5	8
Felony	F	32	133	133	35	98
Infraction	I	879	832	1,223	968	255
Misdemeanor	M	284	639	639	282	357
Restricted O/L	RL	3	3	3	3	-
Show Cause	SC	24	42	42	11	31
Traffic Total		1,234	1,686	2,077	1,314	763
<u>Civil</u>						
Admin License	AL	17	0	17	17	-
Bond Forfeiture	BF	1	1	1	0	1
Detinue	DT	9	7	13	8	5
Garnishment	GA	135	16	148	132	16
Impoundment	IM	4	0	4	4	-
Interrogatory	IN	3	4	5	1	4
Other	OT	4	1	4	3	1
Protective Order	PO	4	1	6	5	-
Prelim Prot Order	PP	10	1	10	9	1
Petition-Restore Arms	PR	1	1	2	1	1
Show Cause	SC	0	1	1	1	-
Tenants Assertion	TA	1	0	1	1	-
Unlawful Detainer	UD	74	62	83	68	15
Warrant in Debt	WD	126	156	194	136	58
Civil Total		389	251	489	386	102
Montgomery Totals		1,861	2,435	3,091	1,886	1,204

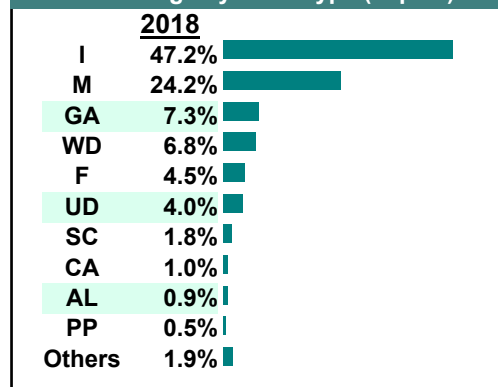
Calendared Filings with Top 12 Scheduled Times



% of Filings by Division



% of Filings by Case Type (Top 10)



CASELOAD STATISTICS OF THE GENERAL DISTRICT COURTS

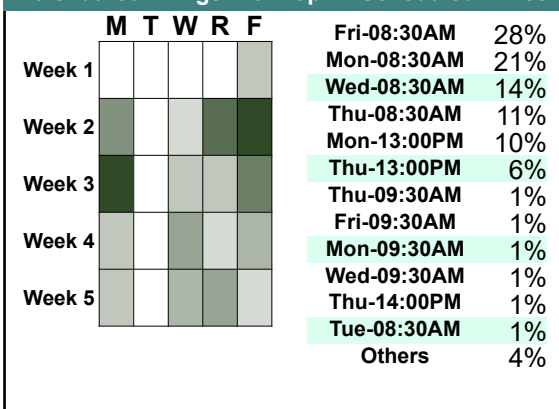
March 2018

Montgomery

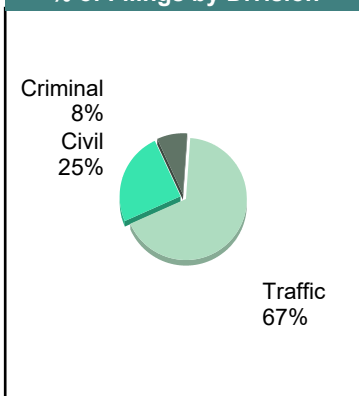
District: 27

		<u>Filings</u>	<u>Hearings</u>	<u>Transactions</u>	<u>Concluded</u>	<u>Cont</u>
<u>Criminal</u>						
Capias	CA	5	20	20	7	13
Felony	F	45	152	154	45	109
Misdemeanor	M	117	320	332	144	188
Show Cause	SC	6	15	15	9	6
Criminal Total		173	507	521	205	316
<u>Traffic</u>						
Capias	CA	4	15	15	4	11
Civil Violation	CV	5	15	15	3	12
Felony	F	19	109	109	18	91
Infraction	I	1,096	921	1,376	1,032	343
Misdemeanor	M	298	664	664	256	407
Restricted O/L	RL	5	5	5	5	-
Show Cause	SC	15	32	32	16	16
Traffic Total		1,442	1,761	2,216	1,334	880
<u>Civil</u>						
Abstract	AJ	1	0	1	1	-
Admin License	AL	12	0	12	12	-
Counter Claim	CC	3	0	3	3	-
Detinue	DT	12	11	20	12	8
Garnishment	GA	174	18	189	171	18
Impoundment	IM	5	0	5	5	-
Interrogatory	IN	7	4	17	13	4
Other	OT	6	1	6	5	-
Protective Order	PO	5	0	5	5	-
Prelim Prot Order	PP	2	0	2	2	-
Petition-Restore Arms	PR	1	1	1	0	1
Show Cause	SC	7	4	9	5	4
Unlawful Detainer	UD	79	54	96	80	16
Warrant in Debt	WD	220	224	294	218	76
Civil Total		534	317	660	532	127
Montgomery Totals		2,149	2,585	3,397	2,071	1,323

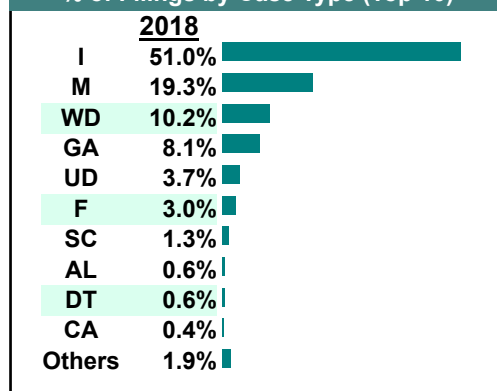
Calendared Filings with Top 12 Scheduled Times



% of Filings by Division



% of Filings by Case Type (Top 10)



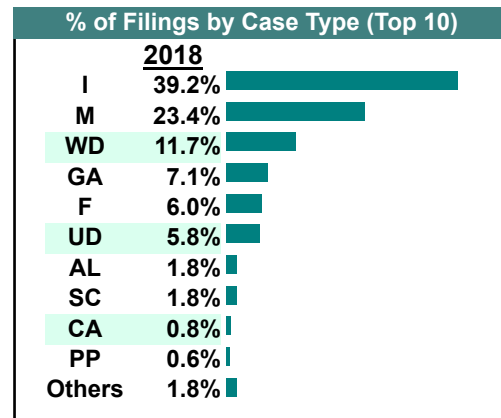
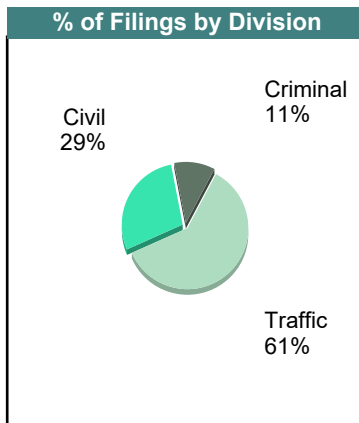
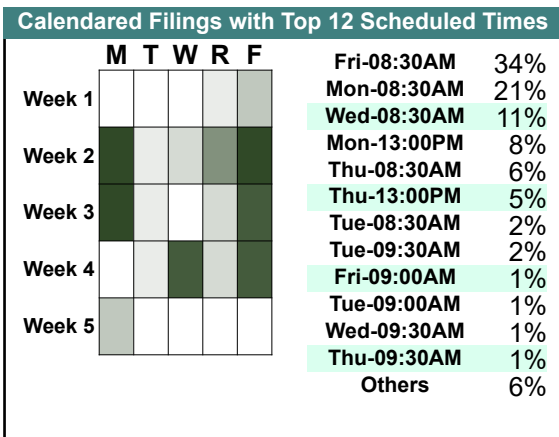
CASELOAD STATISTICS OF THE GENERAL DISTRICT COURTS

February 2018

Montgomery

District: 27

		<u>Filings</u>	<u>Hearings</u>	<u>Transactions</u>	<u>Concluded</u>	<u>Cont</u>
<u>Criminal</u>						
Capias	CA	6	23	23	7	16
Felony	F	49	127	127	28	99
Misdemeanor	M	111	262	277	94	183
Show Cause	SC	5	19	19	3	16
Criminal Total		171	431	446	132	314
<u>Traffic</u>						
Capias	CA	6	20	20	6	14
Civil Violation	CV	3	6	6	0	6
Felony	F	45	127	127	17	110
Infraction	I	619	574	856	672	184
Misdemeanor	M	259	538	539	221	318
Restricted O/L	RL	1	1	1	1	-
Show Cause	SC	23	52	52	13	39
Traffic Total		956	1,318	1,601	930	671
<u>Civil</u>						
Abstract	AJ	2	0	2	2	-
Admin License	AL	29	0	29	29	-
Bond Forfeiture	BF	1	0	1	1	-
Detinue	DT	8	8	13	8	5
Garnishment	GA	112	10	126	116	10
Impoundment	IM	3	0	3	3	-
Motion for Judgment	MJ	1	1	1	0	1
Other	OT	3	0	3	3	-
Protective Order	PO	7	1	8	7	1
Prelim Prot Order	PP	9	0	9	9	-
Unlawful Detainer	UD	91	76	116	99	17
Warrant in Debt	WD	185	214	268	201	67
Civil Total		451	310	579	478	101
Montgomery Totals		1,578	2,059	2,626	1,540	1,086



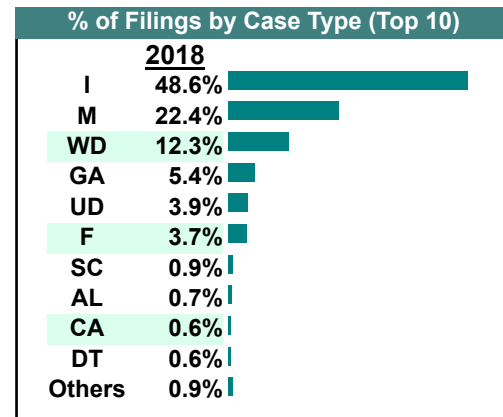
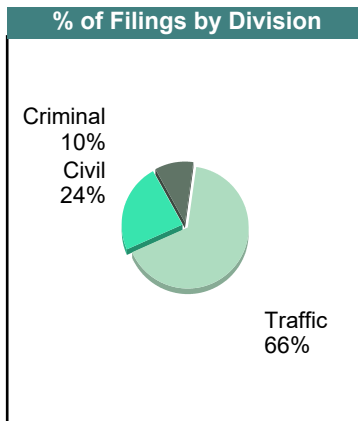
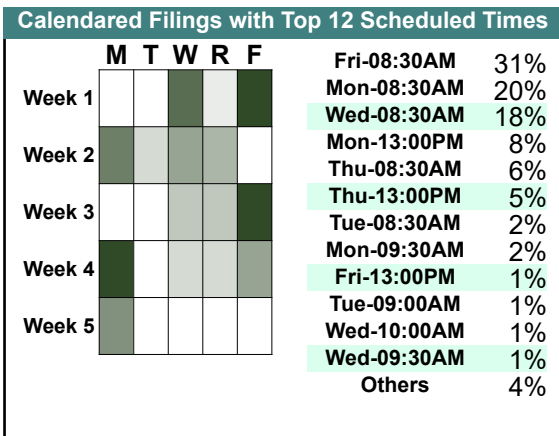
CASELOAD STATISTICS OF THE GENERAL DISTRICT COURTS

January 2018

Montgomery

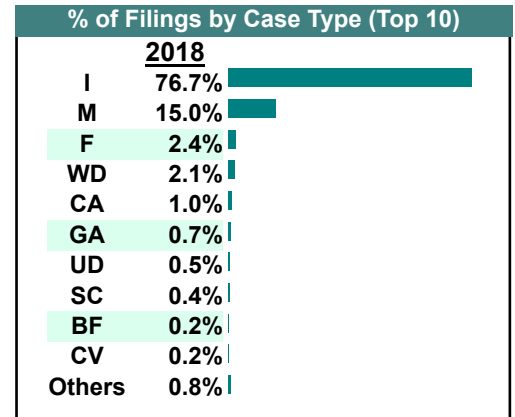
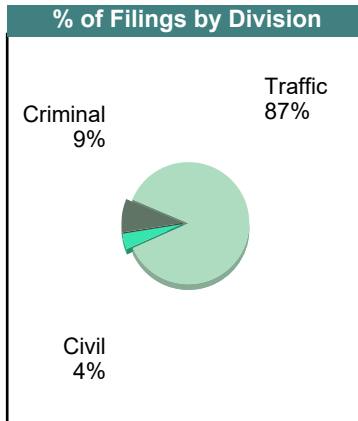
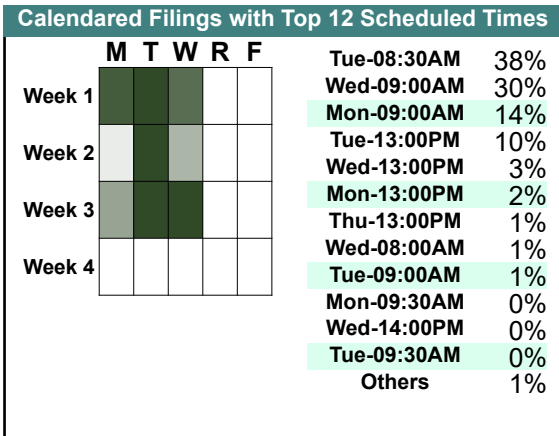
District: 27

		<u>Filings</u>	<u>Hearings</u>	<u>Transactions</u>	<u>Concluded</u>	<u>Cont</u>
<u>Criminal</u>						
Capias	CA	9	22	22	7	15
Felony	F	49	184	186	74	112
Misdemeanor	M	205	419	450	192	258
Show Cause	SC	6	15	15	7	8
Criminal Total		269	640	673	280	393
<u>Traffic</u>						
Capias	CA	7	18	18	7	11
Civil Violation	CV	4	16	16	7	9
Felony	F	49	165	165	44	121
Infraction	I	1,286	970	1,535	1,224	311
Misdemeanor	M	387	762	763	340	423
Motion	MO	1	1	1	1	-
Other	O	1	3	3	2	1
Restricted O/L	RL	3	3	3	3	-
Show Cause	SC	12	35	35	17	18
Traffic Total		1,750	1,973	2,539	1,645	894
<u>Civil</u>						
Abstract	AJ	1	0	1	1	-
Admin License	AL	19	0	19	19	-
Counter Claim	CC	0	1	2	1	1
Detinue	DT	16	12	21	15	6
Garnishment	GA	143	11	163	152	11
Impoundment	IM	1	0	1	1	-
Interrogatory	IN	10	10	15	5	10
Protective Order	PO	2	0	2	2	-
Show Cause	SC	5	2	5	3	2
Unlawful Detainer	UD	104	82	127	102	25
Warrant in Debt	WD	324	320	424	328	96
Civil Total		625	438	780	629	151
Montgomery Totals		2,644	3,051	3,992	2,554	1,438



December 2018

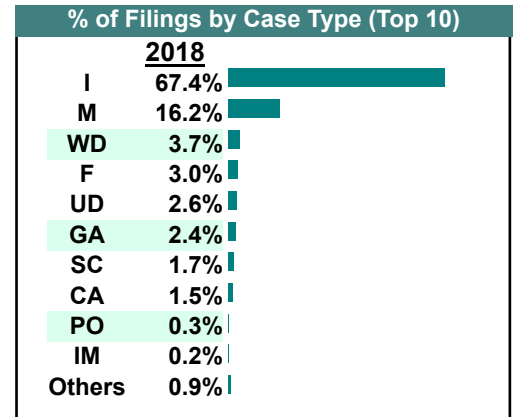
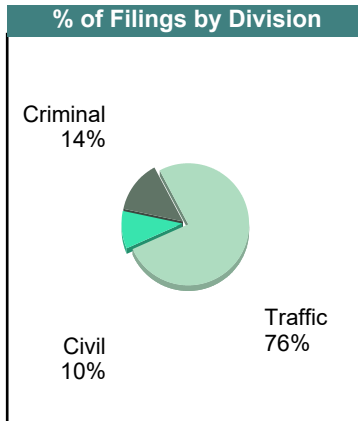
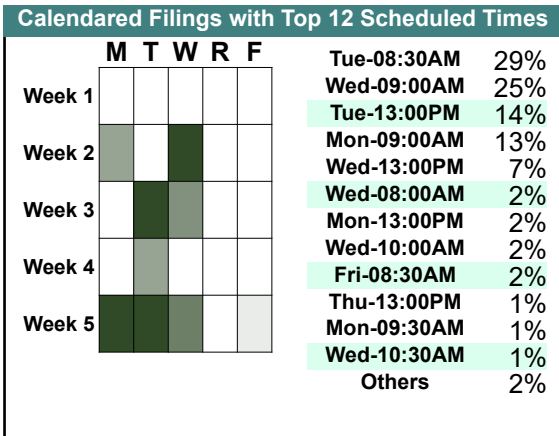
		<u>Filings</u>	<u>Hearings</u>	<u>Transactions</u>	<u>Concluded</u>	<u>Cont</u>
<u>Criminal</u>						
Capias	CA	17	47	47	18	29
Civil Violation	CV	3	6	6	1	5
Felony	F	47	174	174	54	120
Misdemeanor	M	102	273	276	105	171
Show Cause	SC	5	44	44	21	23
Criminal Total		174	544	547	199	348
<u>Traffic</u>						
Capias	CA	2	4	4	1	3
Felony	F	0	5	5	5	-
Infraction	I	1,494	1,028	1,761	1,437	324
Misdemeanor	M	191	367	368	186	182
Restricted O/L	RL	1	1	1	1	-
Show Cause	SC	3	14	14	4	10
Traffic Total		1,691	1,419	2,153	1,634	519
<u>Civil</u>						
Abstract	AJ	2	0	2	2	-
Admin License	AL	1	0	1	1	-
Bond Forfeiture	BF	4	2	5	3	2
Detinue	DT	1	1	1	1	-
Garnishment	GA	13	1	19	18	1
Impoundment	IM	3	0	3	3	-
Other	OT	3	2	4	2	2
Protective Order	PO	3	2	4	2	2
Prelim Prot Order	PP	2	0	3	3	-
Unlawful Detainer	UD	10	11	16	12	4
Warrant in Debt	WD	40	55	71	51	20
Civil Total		82	74	129	98	31
Pulaski Totals		1,947	2,037	2,829	1,931	898



CASELOAD STATISTICS OF THE GENERAL DISTRICT COURTS

November 2018

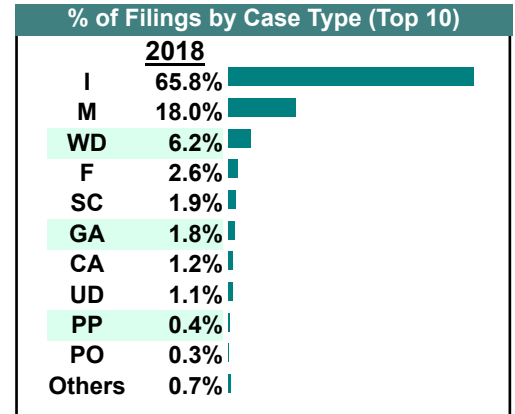
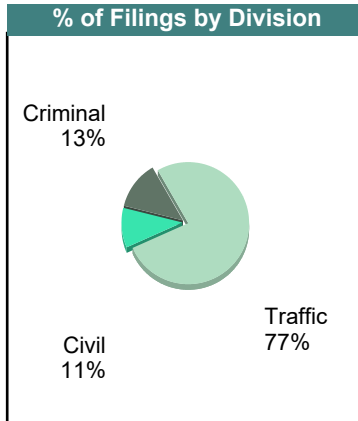
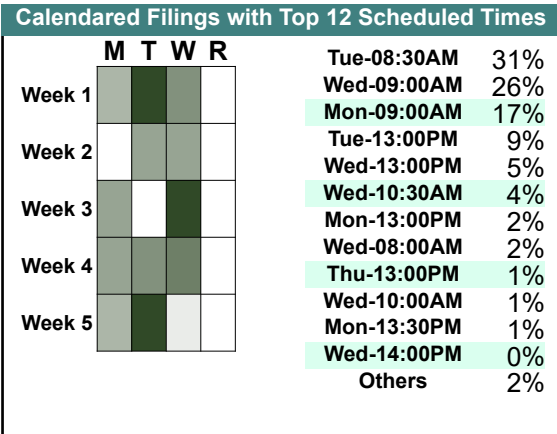
		<u>Filings</u>	<u>Hearings</u>	<u>Transactions</u>	<u>Concluded</u>	<u>Cont</u>
<u>Criminal</u>						
Capias	CA	15	42	42	11	31
Civil Violation	CV	2	2	2	2	-
Felony	F	33	129	129	53	76
Misdemeanor	M	103	289	296	123	173
Show Cause	SC	17	54	54	14	40
Criminal Total		170	516	523	203	320
<u>Traffic</u>						
Capias	CA	3	10	10	3	7
Felony	F	4	7	7	0	7
Infraction	I	828	674	1,036	817	219
Misdemeanor	M	96	213	213	121	92
Motion	MO	2	2	2	2	-
Show Cause	SC	3	12	12	3	9
Traffic Total		936	918	1,280	946	334
<u>Civil</u>						
Admin License	AL	1	0	1	1	-
Bond Forfeiture	BF	2	1	2	1	1
Garnishment	GA	30	2	30	28	2
Impoundment	IM	3	0	3	3	-
Interrogatory	IN	1	1	2	1	1
Overweight	OC	0	0	1	1	-
Protective Order	PO	4	0	6	6	-
Prelim Prot Order	PP	3	1	3	2	1
Show Cause	SC	1	1	1	0	1
Unlawful Detainer	UD	32	30	41	32	9
Warrant in Debt	WD	46	39	51	35	16
Civil Total		123	75	141	110	31
Pulaski Totals		1,229	1,509	1,944	1,259	685



CASELOAD STATISTICS OF THE GENERAL DISTRICT COURTS

October 2018

		<u>Filings</u>	<u>Hearings</u>	<u>Transactions</u>	<u>Concluded</u>	<u>Cont</u>
<u>Criminal</u>						
Capias	CA	25	54	54	14	40
Civil Violation	CV	1	2	2	2	-
Felony	F	58	225	225	94	131
Misdemeanor	M	169	371	384	166	218
Show Cause	SC	34	73	73	24	49
Criminal Total		287	725	738	300	438
<u>Traffic</u>						
Capias	CA	3	6	6	0	6
Felony	F	2	3	3	0	3
Infraction	I	1,503	919	1,695	1,430	265
Misdemeanor	M	242	372	373	181	192
Restricted O/L	RL	1	1	1	1	-
Show Cause	SC	3	14	14	2	12
Traffic Total		1,754	1,315	2,092	1,614	478
<u>Civil</u>						
Admin License	AL	4	0	4	4	-
Bond Forfeiture	BF	2	0	3	3	-
Detinue	DT	3	3	4	4	-
Garnishment	GA	41	4	48	44	4
Interrogatory	IN	3	3	10	7	3
Motion for Judgment	MJ	0	0	1	1	-
Overweight	OC	1	1	1	0	1
Other	OT	1	0	1	1	-
Protective Order	PO	6	0	6	6	-
Prelim Prot Order	PP	9	1	10	9	1
Show Cause	SC	6	1	8	7	1
Tenants Assertion	TA	0	1	1	1	-
Unlawful Detainer	UD	26	27	37	25	12
Warrant in Debt	WD	141	152	192	144	48
Civil Total		243	193	326	256	70
Pulaski Totals		2,284	2,233	3,156	2,170	986

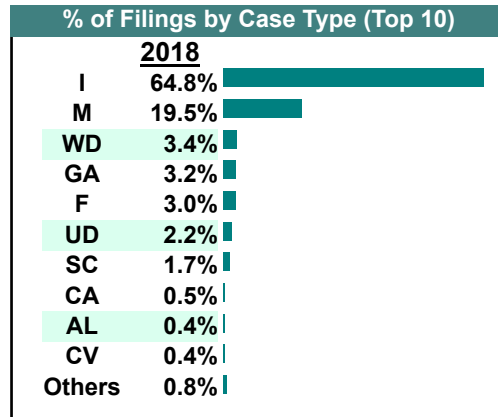
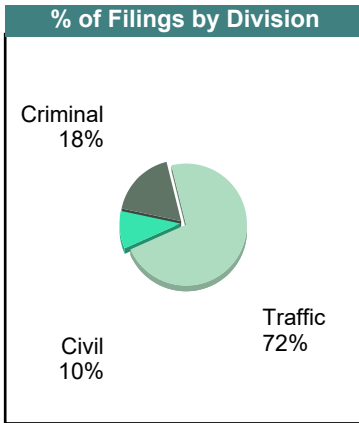


September 2018

		<u>Filings</u>	<u>Hearings</u>	<u>Transactions</u>	<u>Concluded</u>	<u>Cont</u>
<u>Criminal</u>						
Capias	CA	7	33	33	13	20
Civil Violation	CV	6	6	6	6	-
Felony	F	47	174	174	47	127
Misdemeanor	M	194	361	410	229	181
Show Cause	SC	21	60	60	27	33
Criminal Total		275	634	683	322	361
<u>Traffic</u>						
Capias	CA	0	2	2	1	1
Infraction	I	999	568	1,138	963	175
Misdemeanor	M	107	199	200	117	83
Restricted O/L	RL	1	1	1	1	-
Show Cause	SC	5	10	10	3	7
Traffic Total		1,112	780	1,351	1,085	266
<u>Civil</u>						
Admin License	AL	6	0	6	6	-
Bond Forfeiture	BF	1	1	1	0	1
Detinue	DT	1	1	1	1	-
Garnishment	GA	50	7	51	44	7
Impoundment	IM	1	0	1	1	-
Interrogatory	IN	1	1	2	1	1
Motion for Judgment	MJ	1	1	1	0	1
Other	OT	1	0	1	1	-
Protective Order	PO	4	3	6	3	3
Prelim Prot Order	PP	2	0	4	4	-
Unlawful Detainer	UD	34	35	40	30	10
Warrant in Debt	WD	52	53	68	44	24
Civil Total		154	102	182	135	47
Pulaski Totals		1,541	1,516	2,216	1,542	674

Calendared Filings with Top 12 Scheduled Times	
	M T W R F
Week 1	█ █ █ █ █
Week 2	█ █ █ █ █
Week 3	█ █ █ █ █
Week 4	█ █ █ █ █

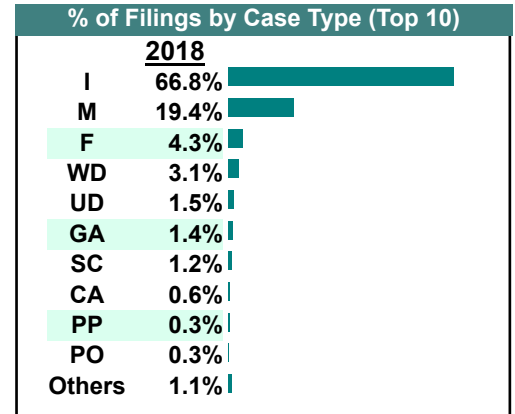
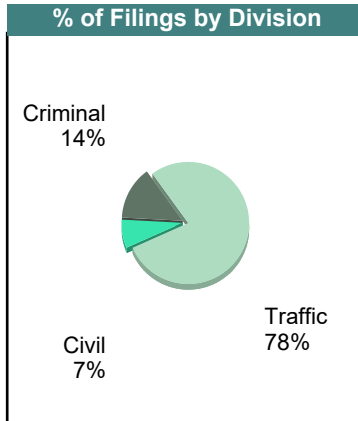
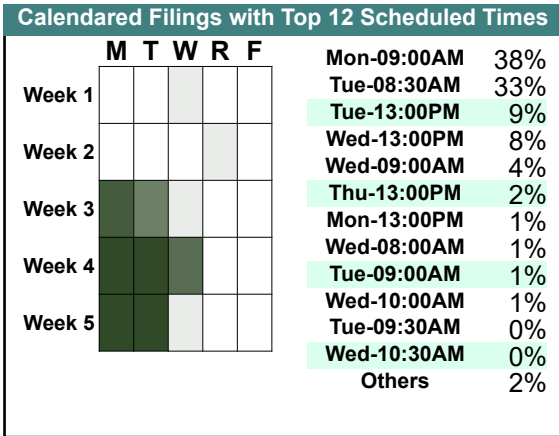
Mon-09:00AM	42%
Tue-08:30AM	18%
Mon-13:30PM	8%
Tue-13:00PM	8%
Wed-13:00PM	5%
Wed-09:00AM	5%
Wed-08:00AM	3%
Tue-09:00AM	3%
Mon-08:30AM	2%
Mon-13:00PM	1%
Mon-09:30AM	1%
Wed-10:30AM	1%
Others	3%



CASELOAD STATISTICS OF THE GENERAL DISTRICT COURTS

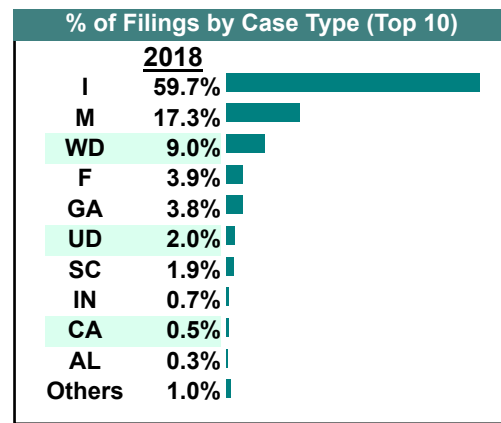
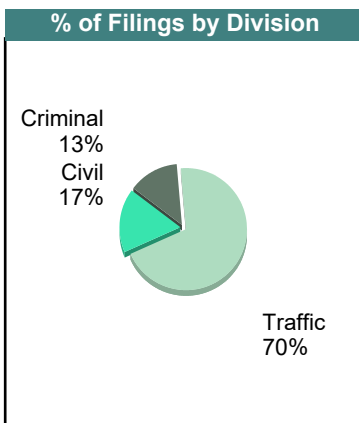
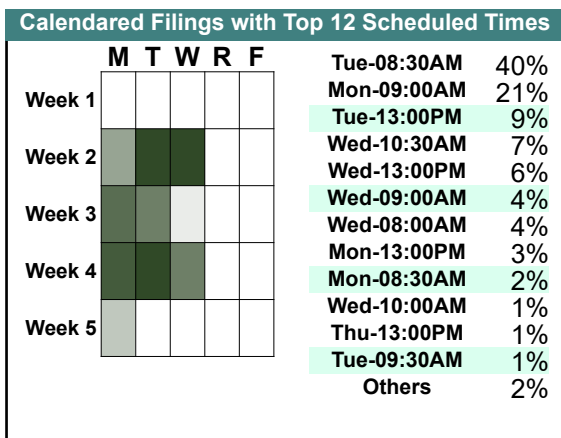
August 2018

		<u>Filings</u>	<u>Hearings</u>	<u>Transactions</u>	<u>Concluded</u>	<u>Cont</u>
<u>Criminal</u>						
Capias	CA	10	26	26	9	17
Civil Violation	CV	3	4	4	2	2
Felony	F	77	194	194	58	136
Misdemeanor	M	148	341	349	128	221
Motion	MO	1	1	1	1	-
Show Cause	SC	18	51	51	19	32
Criminal Total		257	617	625	217	408
<u>Traffic</u>						
Capias	CA	1	3	3	1	2
Felony	F	1	2	2	0	2
Infraction	I	1,208	754	1,460	1,256	204
Misdemeanor	M	202	366	366	187	179
Motion	MO	1	1	1	1	-
Show Cause	SC	3	14	14	3	11
Traffic Total		1,416	1,140	1,846	1,448	398
<u>Civil</u>						
Abstract	AJ	2	0	2	2	-
Admin License	AL	4	0	4	4	-
Bond Forfeiture	BF	2	1	3	2	1
Detinue	DT	1	2	2	1	1
Garnishment	GA	26	1	39	38	1
Motion for Judgment	MJ	2	2	2	1	1
Mechanic's Lien	ML	0	0	1	1	-
Other	OT	3	0	4	4	-
Protective Order	PO	5	1	5	4	1
Prelim Prot Order	PP	6	0	6	6	-
Tenants Assertion	TA	0	1	1	0	1
Unlawful Detainer	UD	28	20	33	27	6
Warrant in Debt	WD	56	50	71	60	11
Civil Total		135	78	173	150	23
Pulaski Totals		1,808	1,835	2,644	1,815	829



July 2018

		<u>Filings</u>	<u>Hearings</u>	<u>Transactions</u>	<u>Concluded</u>	<u>Cont</u>
<u>Criminal</u>						
Capias	CA	6	33	33	6	27
Civil Violation	CV	2	4	4	3	1
Felony	F	63	176	176	50	126
Misdemeanor	M	125	317	320	117	203
Show Cause	SC	20	58	58	21	37
Criminal Total		216	588	591	197	394
<u>Traffic</u>						
Capias	CA	2	5	5	2	3
Infraction	I	972	651	1,153	960	193
Misdemeanor	M	157	276	277	153	124
Restricted O/L	RL	1	1	1	1	-
Show Cause	SC	6	15	15	3	12
Traffic Total		1,138	948	1,451	1,119	332
<u>Civil</u>						
Admin License	AL	5	0	5	5	-
Bond Forfeiture	BF	0	1	1	0	1
Detinue	DT	1	1	1	0	1
Garnishment	GA	62	13	69	56	13
Impoundment	IM	1	0	1	1	-
Interrogatory	IN	11	8	18	10	8
Mechanic's Lien	ML	1	1	1	0	1
Other	OT	2	1	2	1	1
Protective Order	PO	3	1	4	3	1
Prelim Prot Order	PP	4	2	6	4	2
Petition-Restore Arms	PR	1	0	1	1	-
Show Cause	SC	5	2	5	3	2
Unlawful Detainer	UD	32	35	46	34	12
Warrant in Debt	WD	147	164	200	150	50
Civil Total		275	229	360	268	92
Pulaski Totals		1,629	1,765	2,402	1,584	818



CASELOAD STATISTICS OF THE GENERAL DISTRICT COURTS

June 2018

Pulaski

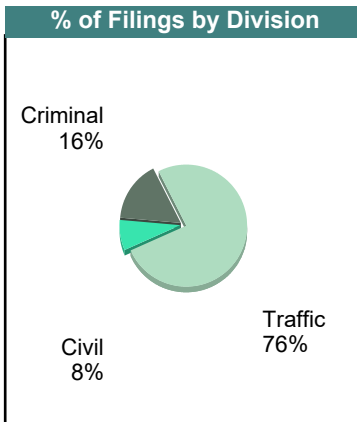
District: 27

		<u>Filings</u>	<u>Hearings</u>	<u>Transactions</u>	<u>Concluded</u>	<u>Cont</u>
<u>Criminal</u>						
Capias	CA	9	24	24	7	17
Civil Violation	CV	0	2	2	2	-
Felony	F	54	139	139	40	99
Misdemeanor	M	159	309	334	167	167
Show Cause	SC	17	60	60	17	43
Criminal Total		239	534	559	233	326
<u>Traffic</u>						
Capias	CA	0	5	5	4	1
Felony	F	0	1	1	1	-
Infraction	I	987	620	1,127	925	202
Misdemeanor	M	133	229	229	127	102
Show Cause	SC	5	10	10	3	7
Traffic Total		1,125	865	1,372	1,060	312
<u>Civil</u>						
Abstract	AJ	1	0	1	1	-
Admin License	AL	2	0	2	2	-
Bond Forfeiture	BF	0	1	2	1	1
Detinue	DT	1	0	1	1	-
Garnishment	GA	30	7	32	25	7
Other	OT	1	1	2	1	1
Protective Order	PO	5	0	6	6	-
Prelim Prot Order	PP	1	0	1	1	-
Tenants Assertion	TA	1	2	2	0	2
Unlawful Detainer	UD	30	29	35	28	7
Warrant in Debt	WD	49	54	66	51	15
Civil Total		121	94	150	117	33
Pulaski Totals		1,485	1,493	2,081	1,410	671

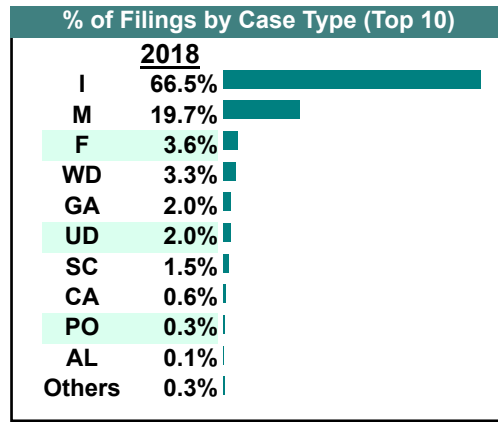
Calendarized Filings with Top 12 Scheduled Times

	M	T	W	R		
Week 1	█				Mon-09:00AM	40%
					Tue-08:30AM	29%
					Wed-13:00PM	6%
Week 2		█			Tue-13:00PM	5%
					Wed-09:00AM	5%
Week 3			█		Mon-13:30PM	4%
					Mon-13:00PM	3%
					Wed-08:00AM	2%
Week 4				█	Mon-09:30AM	2%
					Wed-10:00AM	1%
					Thu-13:00PM	1%
					Tue-09:30AM	0%
					Others	2%

% of Filings by Division

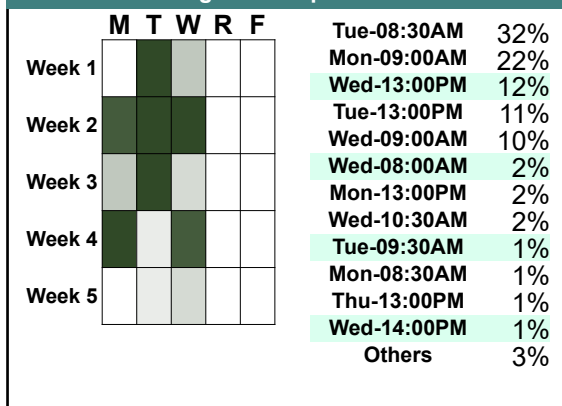


% of Filings by Case Type (Top 10)

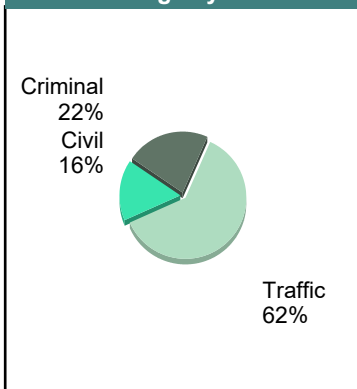


		<u>Filings</u>	<u>Hearings</u>	<u>Transactions</u>	<u>Concluded</u>	<u>Cont</u>
<u>Criminal</u>						
Capias	CA	8	25	25	9	16
Civil Violation	CV	2	3	4	2	2
Felony	F	43	209	209	76	133
Misdemeanor	M	113	311	315	140	175
Show Cause	SC	20	60	60	19	41
Criminal Total		186	608	613	246	367
<u>Traffic</u>						
Capias	CA	4	11	11	2	9
Felony	F	0	1	1	1	-
Infraction	I	426	388	582	471	111
Misdemeanor	M	84	198	198	126	72
Show Cause	SC	1	7	7	2	5
Traffic Total		515	605	799	602	197
<u>Civil</u>						
Admin License	AL	8	0	8	8	-
Bond Forfeiture	BF	1	4	7	3	4
Garnishment	GA	21	2	25	23	2
Other	OT	3	0	4	4	-
Protective Order	PO	6	2	7	5	2
Prelim Prot Order	PP	5	0	6	6	-
Unlawful Detainer	UD	14	11	16	13	3
Warrant in Debt	WD	78	77	98	66	32
Civil Total		136	96	171	128	43
Pulaski Totals		837	1,309	1,583	976	607

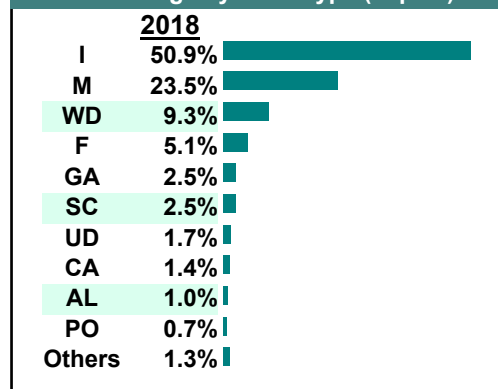
Calendared Filings with Top 12 Scheduled Times



% of Filings by Division

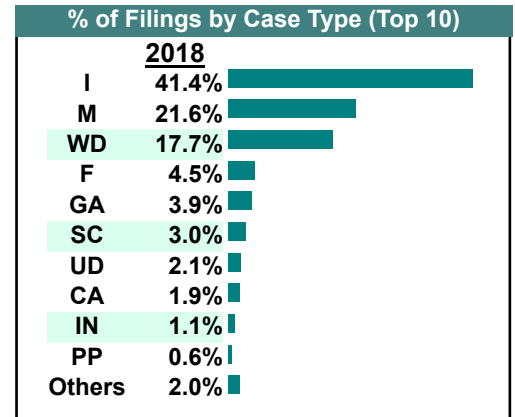
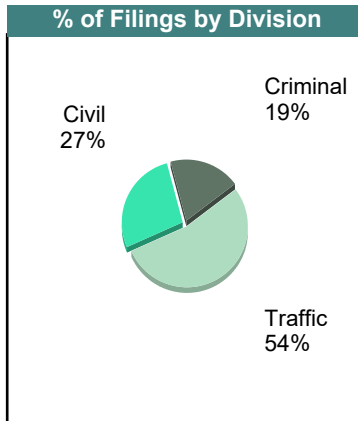
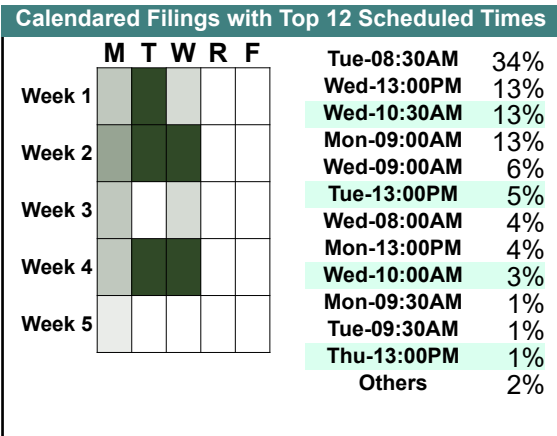


% of Filings by Case Type (Top 10)



April 2018

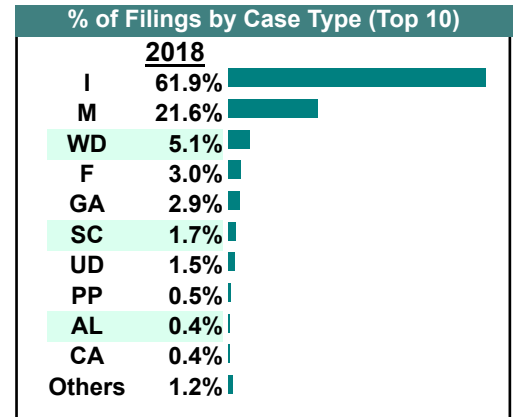
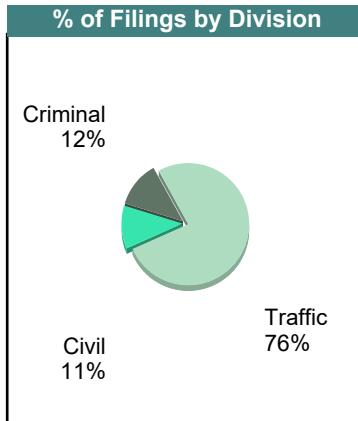
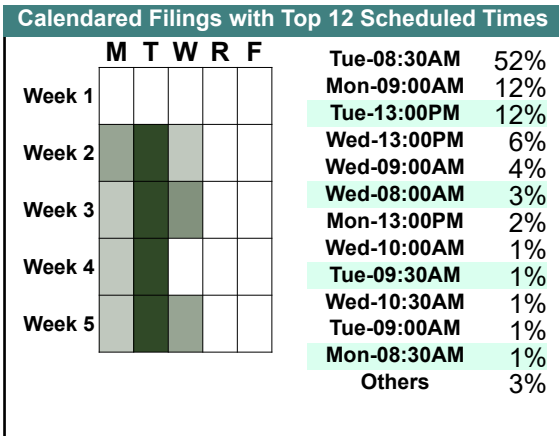
		<u>Filings</u>	<u>Hearings</u>	<u>Transactions</u>	<u>Concluded</u>	<u>Cont</u>
<u>Criminal</u>						
Capias	CA	13	30	30	8	22
Civil Violation	CV	0	8	8	5	3
Felony	F	36	108	108	32	76
Misdemeanor	M	84	266	267	78	189
Show Cause	SC	18	49	49	16	33
Criminal Total		151	461	462	139	323
<u>Traffic</u>						
Capias	CA	2	7	7	3	4
Felony	F	0	1	1	0	1
Infraction	I	328	382	515	345	170
Misdemeanor	M	87	216	216	110	106
Restricted O/L	RL	4	4	4	4	-
Show Cause	SC	3	11	11	5	6
Traffic Total		424	621	754	467	287
<u>Civil</u>						
Abstract	AJ	1	0	1	1	-
Admin License	AL	2	0	2	2	-
Bond Forfeiture	BF	3	1	6	5	1
Detinue	DT	1	0	1	1	-
Garnishment	GA	31	5	40	35	5
Impoundment	IM	1	0	1	1	-
Interrogatory	IN	9	7	12	5	7
Other	OT	2	1	2	1	1
Protective Order	PO	2	0	3	3	-
Prelim Prot Order	PP	5	4	6	2	4
Show Cause	SC	3	0	4	4	-
Unlawful Detainer	UD	17	12	18	14	4
Warrant in Debt	WD	140	146	194	154	40
Civil Total		217	176	290	228	62
Pulaski Totals		792	1,258	1,506	834	672



CASELOAD STATISTICS OF THE GENERAL DISTRICT COURTS

March 2018

		<u>Filings</u>	<u>Hearings</u>	<u>Transactions</u>	<u>Concluded</u>	<u>Cont</u>
<u>Criminal</u>						
Capias	CA	3	8	8	1	7
Civil Violation	CV	4	8	8	2	6
Felony	F	33	186	186	65	121
Misdemeanor	M	82	286	293	111	182
Show Cause	SC	15	42	42	7	35
Criminal Total		137	530	537	186	351
<u>Traffic</u>						
Capias	CA	1	5	5	3	2
Felony	F	0	3	3	2	1
Infraction	I	691	567	852	654	198
Misdemeanor	M	159	323	324	184	140
Show Cause	SC	3	11	11	6	5
Traffic Total		854	909	1,195	849	346
<u>Civil</u>						
Abstract	AJ	1	0	1	1	-
Admin License	AL	4	0	4	4	-
Bond Forfeiture	BF	2	4	4	0	4
Garnishment	GA	32	7	36	29	7
Impoundment	IM	1	0	1	1	-
Interrogatory	IN	1	0	1	1	-
Other	OT	3	0	3	3	-
Protective Order	PO	1	1	1	0	1
Prelim Prot Order	PP	6	1	8	7	1
Show Cause	SC	1	0	1	1	-
Unlawful Detainer	UD	17	16	22	21	1
Warrant in Debt	WD	57	79	102	64	38
Civil Total		126	108	184	132	52
Pulaski Totals		1,117	1,547	1,916	1,167	749



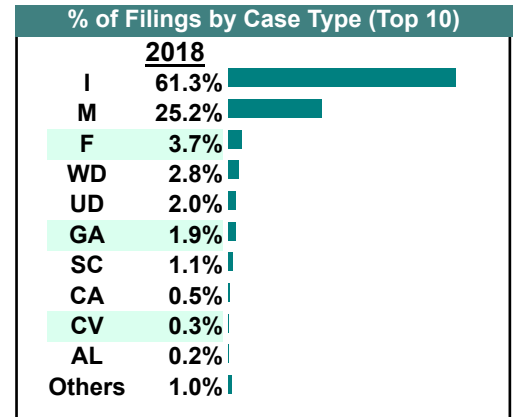
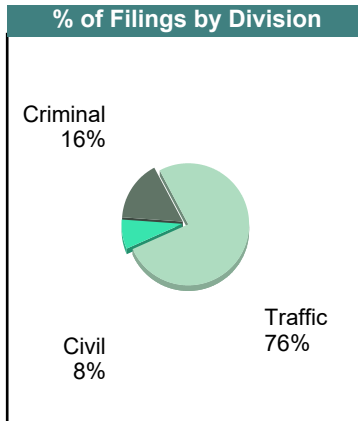
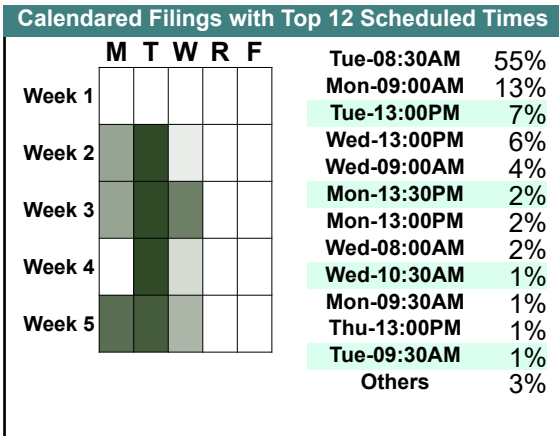
CASELOAD STATISTICS OF THE GENERAL DISTRICT COURTS

February 2018

Pulaski

District: 27

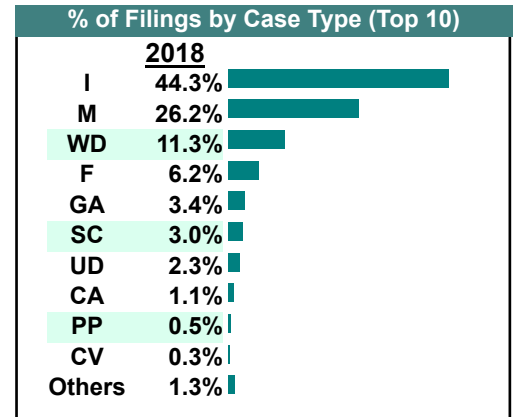
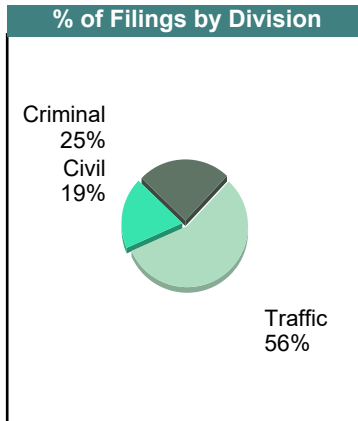
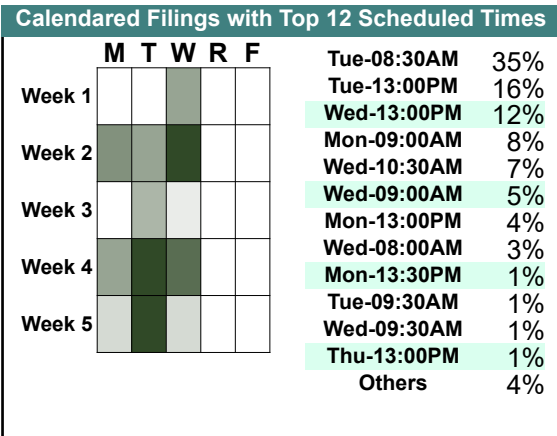
		<u>Filings</u>	<u>Hearings</u>	<u>Transactions</u>	<u>Concluded</u>	<u>Cont</u>
<u>Criminal</u>						
Capias	CA	6	23	23	11	12
Civil Violation	CV	4	5	5	2	3
Felony	F	52	171	171	44	127
Misdemeanor	M	154	335	343	146	197
Show Cause	SC	14	40	40	16	24
Criminal Total		230	574	582	219	363
<u>Traffic</u>						
Capias	CA	1	6	6	1	5
Felony	F	1	5	5	3	2
Infraction	I	873	652	1,016	818	198
Misdemeanor	M	205	333	334	167	167
Motion	MO	1	1	1	1	-
Restricted O/L	RL	2	2	2	2	-
Show Cause	SC	2	7	7	2	5
Traffic Total		1,085	1,006	1,371	994	377
<u>Civil</u>						
Abstract	AJ	1	0	1	1	-
Admin License	AL	3	0	3	3	-
Bond Forfeiture	BF	1	1	2	1	1
Detinue	DT	3	0	4	4	-
Garnishment	GA	27	5	35	30	5
Impoundment	IM	1	0	1	1	-
Protective Order	PO	3	0	4	4	-
Prelim Prot Order	PP	2	0	2	2	-
Unlawful Detainer	UD	29	24	32	27	5
Warrant in Debt	WD	40	39	52	38	14
Civil Total		110	69	136	111	25
Pulaski Totals		1,425	1,649	2,089	1,324	765



CASELOAD STATISTICS OF THE GENERAL DISTRICT COURTS

January 2018

		<u>Filings</u>	<u>Hearings</u>	<u>Transactions</u>	<u>Concluded</u>	<u>Cont</u>
<u>Criminal</u>						
Capias	CA	10	18	18	6	12
Civil Violation	CV	4	8	8	3	5
Felony	F	69	226	226	44	182
Misdemeanor	M	173	425	432	139	293
Show Cause	SC	28	58	58	23	35
Criminal Total		284	735	742	215	527
<u>Traffic</u>						
Capias	CA	3	10	10	4	6
Felony	F	2	5	5	2	3
Infraction	I	507	392	605	495	110
Misdemeanor	M	127	246	247	121	126
Restricted O/L	RL	2	2	2	2	-
Show Cause	SC	3	12	12	4	8
Traffic Total		644	667	881	628	253
<u>Civil</u>						
Admin License	AL	2	0	2	2	-
Bond Forfeiture	BF	2	2	3	1	2
Detinue	DT	2	2	2	1	1
Garnishment	GA	39	8	42	34	8
Impoundment	IM	1	0	1	1	-
Interrogatory	IN	2	3	8	5	3
Motion for Judgment	MJ	0	0	1	1	-
Other	OT	1	0	1	1	-
Protective Order	PO	3	2	3	1	2
Prelim Prot Order	PP	6	2	7	5	2
Show Cause	SC	3	1	4	3	1
Unlawful Detainer	UD	26	19	32	28	4
Warrant in Debt	WD	129	142	168	127	41
Civil Total		216	181	274	210	64
Pulaski Totals		1,144	1,583	1,897	1,053	844



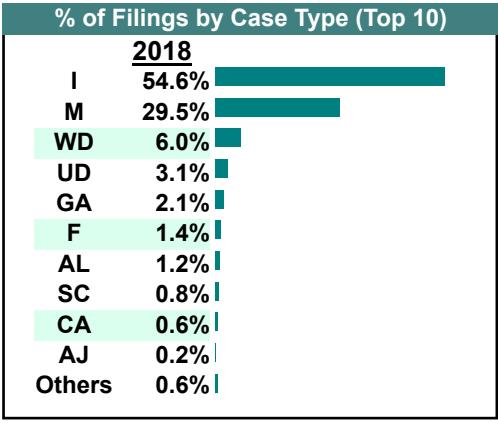
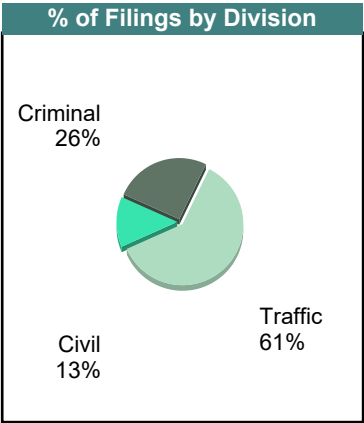
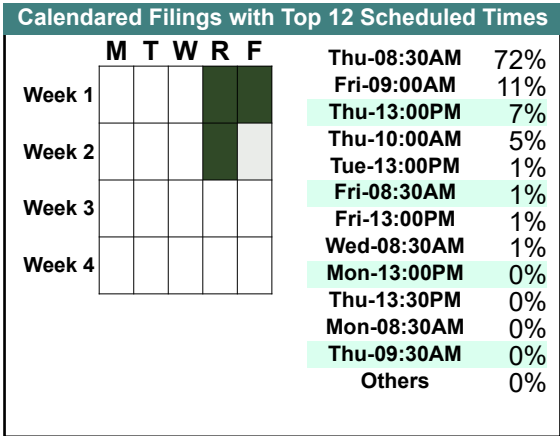
CASELOAD STATISTICS OF THE GENERAL DISTRICT COURTS

December 2018

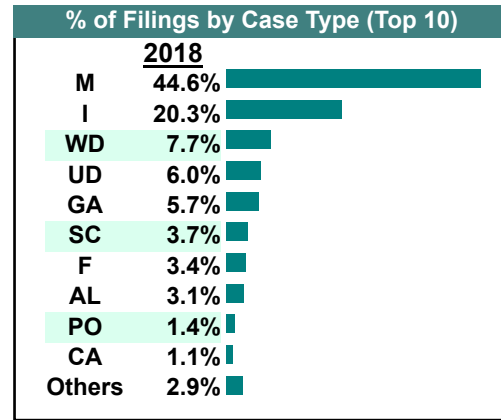
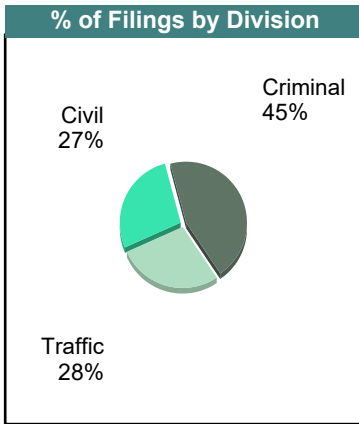
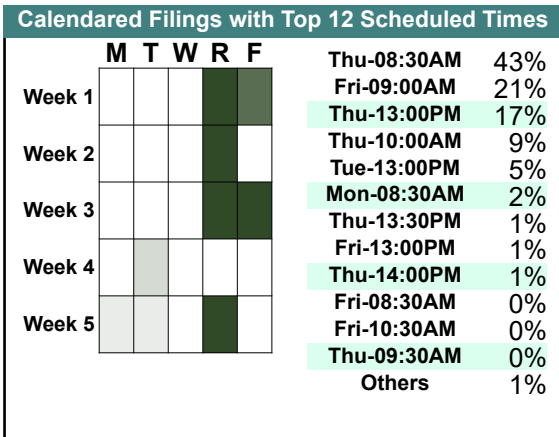
Radford

District: 27

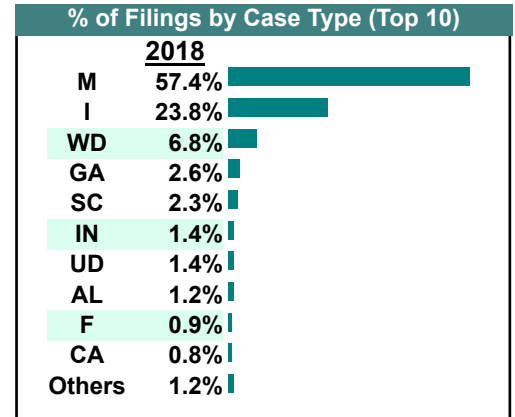
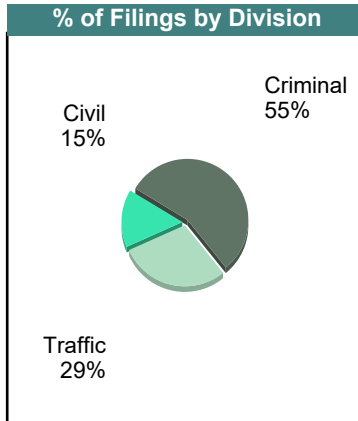
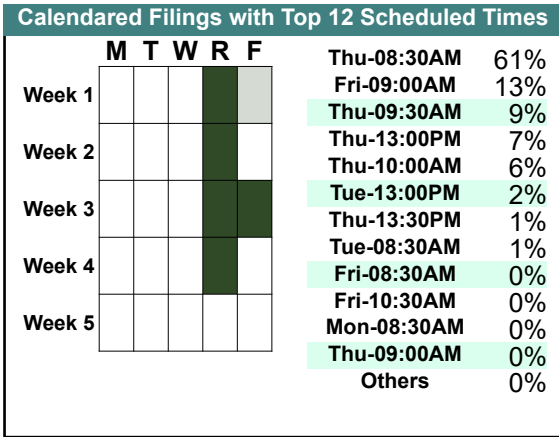
		<u>Filings</u>	<u>Hearings</u>	<u>Transactions</u>	<u>Concluded</u>	<u>Cont</u>
<u>Criminal</u>						
Capias	CA	3	8	8	4	4
Civil Violation	CV	1	4	4	0	4
Felony	F	7	25	25	8	17
Misdemeanor	M	118	309	331	153	178
Show Cause	SC	3	21	21	12	9
Criminal Total		132	367	389	177	212
<u>Traffic</u>						
Capias	CA	0	2	2	2	-
Infraction	I	281	238	320	243	77
Misdemeanor	M	34	60	61	36	25
Show Cause	SC	0	2	2	1	1
Traffic Total		315	302	385	282	103
<u>Civil</u>						
Abstract	AJ	1	0	1	1	-
Admin License	AL	6	0	6	6	-
Garnishment	GA	11	2	14	12	2
Protective Order	PO	1	0	1	1	-
Prelim Prot Order	PP	1	0	1	1	-
Show Cause	SC	1	1	1	1	-
Unlawful Detainer	UD	16	16	21	19	2
Warrant in Debt	WD	31	27	36	26	10
Civil Total		68	46	81	67	14
Radford Totals		515	715	855	526	329



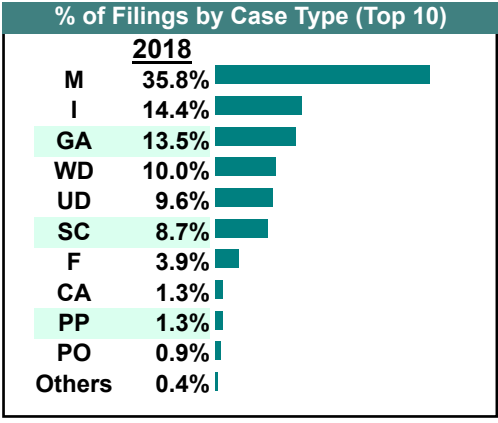
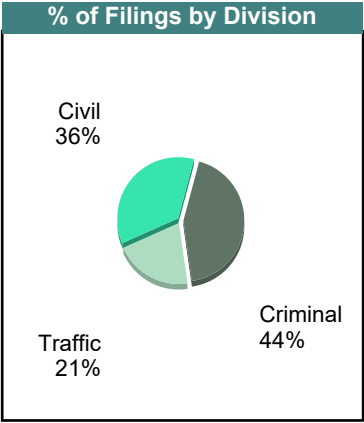
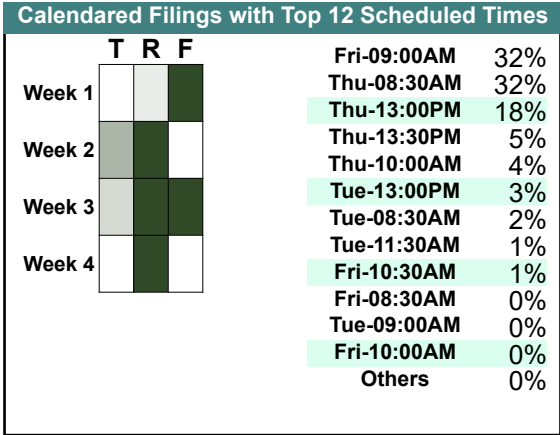
		<u>Filings</u>	<u>Hearings</u>	<u>Transactions</u>	<u>Concluded</u>	<u>Cont</u>
<u>Criminal</u>						
Capias	CA	2	10	10	4	6
Civil Violation	CV	2	5	5	4	1
Felony	F	12	37	37	9	28
Misdemeanor	M	135	281	299	127	172
Show Cause	SC	6	22	22	7	15
Criminal Total		157	355	373	151	222
<u>Traffic</u>						
Capias	CA	2	6	6	1	5
Felony	F	0	2	2	2	-
Infraction	I	71	118	134	82	52
Misdemeanor	M	21	67	67	28	39
Show Cause	SC	3	8	8	3	5
Traffic Total		97	201	217	116	101
<u>Civil</u>						
Abstract	AJ	1	0	1	1	-
Admin License	AL	11	0	11	11	-
Bond Forfeiture	BF	2	0	2	2	-
Garnishment	GA	20	13	35	22	13
Protective Order	PO	5	0	5	5	-
Prelim Prot Order	PP	4	0	4	4	-
Show Cause	SC	4	0	6	6	-
Tenants Assertion	TA	1	1	1	0	1
Unlawful Detainer	UD	21	15	22	15	7
Warrant in Debt	WD	27	41	47	28	19
Civil Total		96	70	134	94	40
Radford Totals		350	626	724	361	363



		Filings	Hearings	Transactions	Concluded	Cont
<u>Criminal</u>						
Capias	CA	4	5	5	1	4
Civil Violation	CV	4	7	7	3	4
Felony	F	5	37	37	14	23
Misdemeanor	M	335	468	521	224	297
Show Cause	SC	8	22	22	13	9
Criminal Total		356	539	592	255	337
<u>Traffic</u>						
Felony	F	1	1	1	0	1
Infraction	I	153	172	219	152	67
Misdemeanor	M	34	80	80	35	45
Show Cause	SC	0	5	5	3	2
Traffic Total		188	258	305	190	115
<u>Civil</u>						
Admin License	AL	8	0	8	8	-
Bond Forfeiture	BF	1	0	1	1	-
Capias	CA	1	1	1	0	1
Garnishment	GA	17	7	20	13	7
Interrogatory	IN	9	5	15	10	5
Protective Order	PO	1	0	1	1	-
Prelim Prot Order	PP	2	0	4	4	-
Show Cause	SC	7	3	10	7	3
Unlawful Detainer	UD	9	8	10	10	-
Warrant in Debt	WD	44	30	48	40	8
Civil Total		99	54	118	94	24
Radford Totals		643	851	1,015	539	476

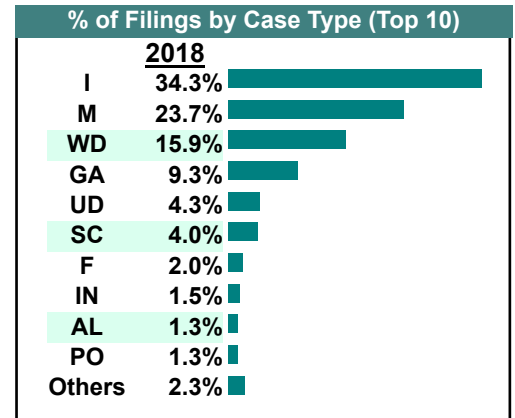
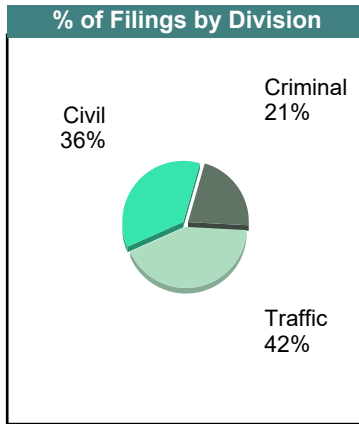
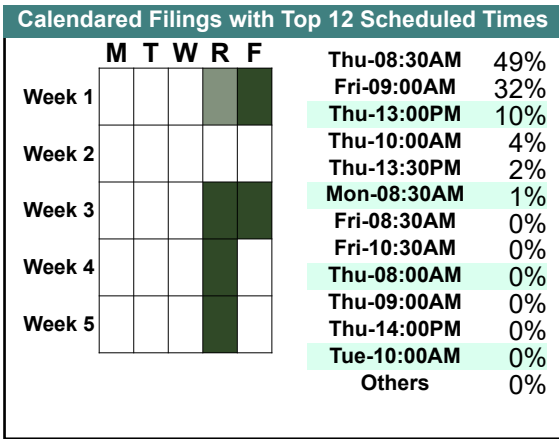


		Filings	Hearings	Transactions	Concluded	Cont
<u>Criminal</u>						
Capias	CA	3	5	5	0	5
Civil Violation	CV	0	2	2	0	2
Felony	F	9	37	37	15	22
Misdemeanor	M	71	184	195	72	123
Show Cause	SC	17	29	29	13	16
Criminal Total		100	257	268	100	168
<u>Traffic</u>						
Felony	F	0	2	2	2	-
Infraction	I	33	71	80	50	30
Misdemeanor	M	11	44	44	12	32
Show Cause	SC	3	3	3	0	3
Traffic Total		47	120	129	64	65
<u>Civil</u>						
Admin License	AL	1	0	1	1	-
Bond Forfeiture	BF	0	0	2	2	-
Garnishment	GA	31	9	46	37	9
Protective Order	PO	2	0	2	2	-
Prelim Prot Order	PP	3	2	3	1	2
Unlawful Detainer	UD	22	20	30	29	1
Warrant in Debt	WD	23	25	35	27	8
Civil Total		82	56	119	99	20
Radford Totals		229	433	516	263	253

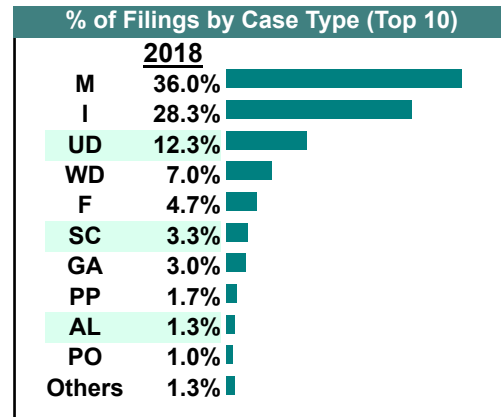
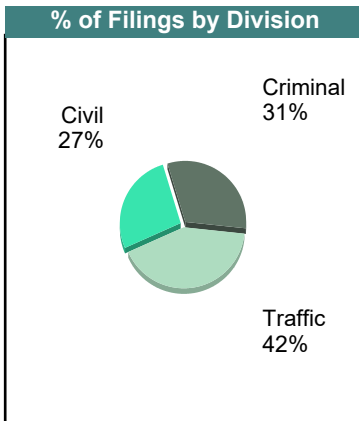
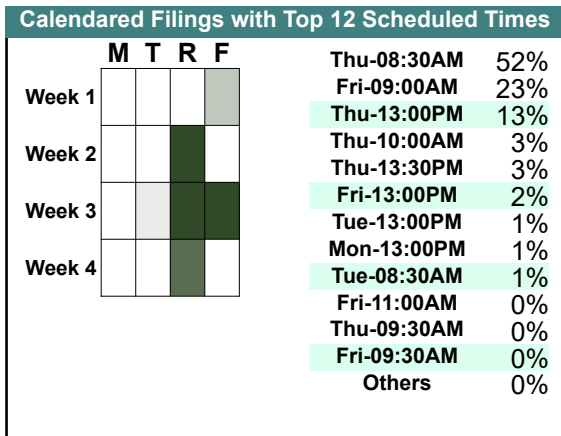


August 2018

		<u>Filings</u>	<u>Hearings</u>	<u>Transactions</u>	<u>Concluded</u>	<u>Cont</u>
<u>Criminal</u>						
Capias	CA	3	8	8	5	3
Civil Violation	CV	0	2	2	0	2
Felony	F	8	44	44	11	33
Misdemeanor	M	63	203	209	88	121
Show Cause	SC	11	24	24	14	10
Criminal Total		85	281	287	118	169
<u>Traffic</u>						
Capias	CA	0	1	1	1	-
Felony	F	0	3	3	2	1
Infraction	I	136	171	213	144	69
Misdemeanor	M	31	79	79	34	45
Restricted O/L	RL	1	1	1	1	-
Show Cause	SC	0	4	4	2	2
Traffic Total		168	259	301	184	117
<u>Civil</u>						
Admin License	AL	5	0	5	5	-
Bond Forfeiture	BF	1	1	1	0	1
Garnishment	GA	37	10	40	30	10
Interrogatory	IN	6	8	12	4	8
Protective Order	PO	5	0	5	5	-
Prelim Prot Order	PP	4	1	6	5	1
Show Cause	SC	5	5	7	3	4
Unlawful Detainer	UD	17	19	27	19	8
Warrant in Debt	WD	63	65	88	70	18
Civil Total		143	109	191	141	50
Radford Totals		396	649	779	443	336



		<u>Filings</u>	<u>Hearings</u>	<u>Transactions</u>	<u>Concluded</u>	<u>Cont</u>
<u>Criminal</u>						
Capias	CA	0	11	11	10	1
Civil Violation	CV	0	2	2	0	2
Felony	F	13	38	38	5	33
Misdemeanor	M	71	212	221	107	114
Show Cause	SC	10	37	37	24	13
Criminal Total		94	300	309	146	163
<u>Traffic</u>						
Capias	CA	2	6	6	4	2
Felony	F	1	2	2	0	2
Infraction	I	85	113	131	93	38
Misdemeanor	M	37	75	75	28	47
Show Cause	SC	0	6	6	5	1
Traffic Total		125	202	220	130	90
<u>Civil</u>						
		0	1	1	1	-
Admin License	AL	4	0	4	4	-
Bond Forfeiture	BF	1	0	1	1	-
Garnishment	GA	9	10	19	9	10
Interrogatory	IN	1	0	1	1	-
Protective Order	PO	3	0	3	3	-
Prelim Prot Order	PP	5	2	6	4	2
Unlawful Detainer	UD	37	30	48	42	6
Warrant in Debt	WD	21	23	29	18	11
Civil Total		81	66	112	83	29
Radford Totals		300	568	641	359	282



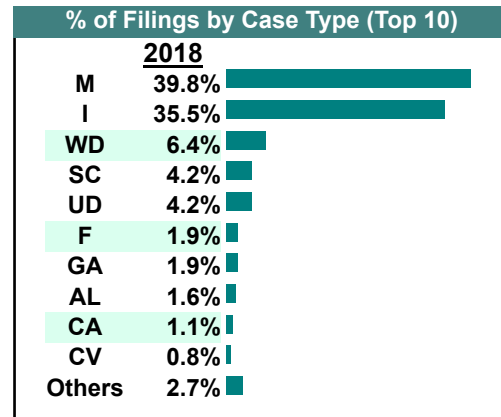
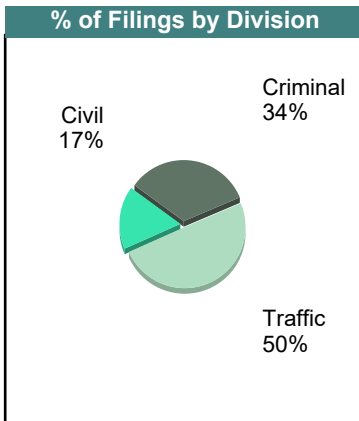
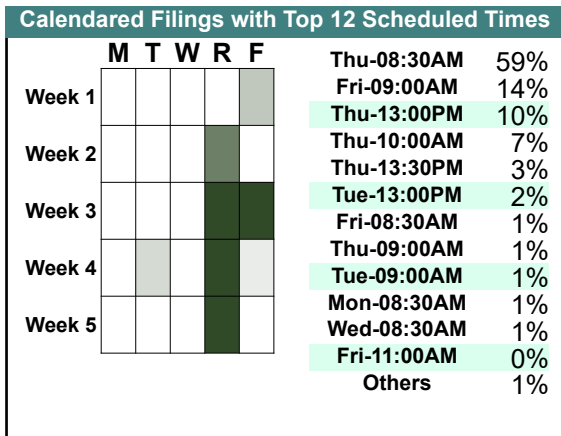
CASELOAD STATISTICS OF THE GENERAL DISTRICT COURTS

June 2018

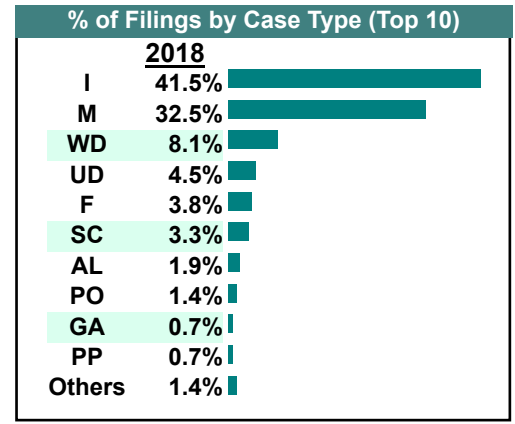
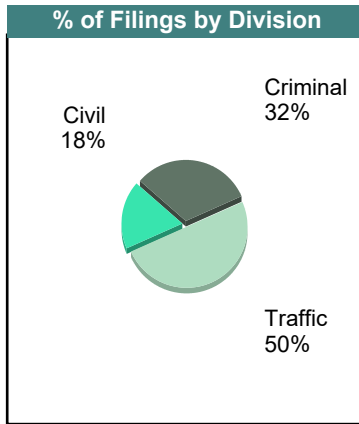
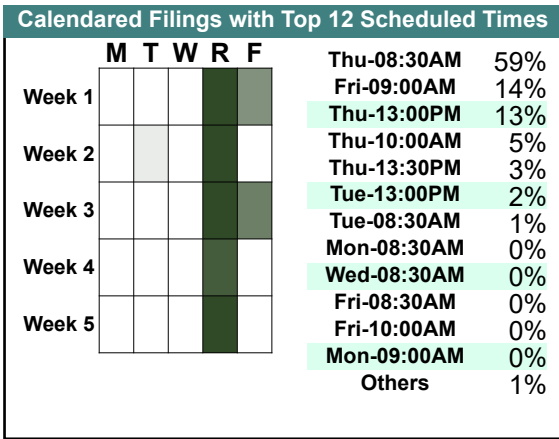
Radford

District: 27

		<u>Filings</u>	<u>Hearings</u>	<u>Transactions</u>	<u>Concluded</u>	<u>Cont</u>
<u>Criminal</u>						
Capias	CA	3	4	4	0	4
Civil Violation	CV	3	3	3	0	3
Felony	F	5	49	49	7	42
Misdemeanor	M	103	261	273	133	140
Show Cause	SC	13	24	24	12	12
Criminal Total		127	341	353	152	201
<u>Traffic</u>						
Capias	CA	1	6	6	4	2
Felony	F	2	2	2	0	2
Infraction	I	134	171	214	151	63
Misdemeanor	M	47	111	112	64	48
Restricted O/L	RL	2	2	2	2	-
Show Cause	SC	1	5	5	0	5
Traffic Total		187	297	341	221	120
<u>Civil</u>						
Admin License	AL	6	0	6	6	-
Garnishment	GA	7	4	8	4	4
Interrogatory	IN	3	5	9	4	5
Protective Order	PO	3	0	3	3	-
Prelim Prot Order	PP	2	0	3	3	-
Show Cause	SC	2	1	2	1	1
Unlawful Detainer	UD	16	21	24	14	10
Warrant in Debt	WD	24	35	55	38	17
Civil Total		63	66	110	73	37
Radford Totals		377	704	804	446	358



		<u>Filings</u>	<u>Hearings</u>	<u>Transactions</u>	<u>Concluded</u>	<u>Cont</u>
<u>Criminal</u>						
Capias	CA	1	2	2	0	2
Civil Violation	CV	2	2	2	0	2
Felony	F	15	52	52	15	37
Misdemeanor	M	104	251	263	120	143
Show Cause	SC	11	32	32	15	17
Criminal Total		133	339	351	150	201
<u>Traffic</u>						
Capias	CA	0	2	2	0	2
Felony	F	1	3	3	0	3
Infraction	I	174	154	212	145	67
Misdemeanor	M	32	60	60	21	39
Show Cause	SC	3	4	4	0	4
Traffic Total		210	223	281	166	115
<u>Civil</u>						
Abstract	AJ	1	1	1	0	1
Admin License	AL	8	0	8	8	-
Garnishment	GA	3	0	3	3	-
Impoundment	IM	1	0	1	1	-
Motion for Judgment	MJ	0	0	1	1	-
Protective Order	PO	6	0	6	6	-
Prelim Prot Order	PP	3	1	3	2	1
Unlawful Detainer	UD	19	16	22	11	11
Warrant in Debt	WD	34	38	51	39	12
Civil Total		76	56	97	72	25
Radford Totals		419	618	729	388	341



April 2018

		<u>Filings</u>	<u>Hearings</u>	<u>Transactions</u>	<u>Concluded</u>	<u>Cont</u>
<u>Criminal</u>						
Capias	CA	1	4	4	2	2
Civil Violation	CV	0	4	4	2	2
Felony	F	17	48	48	10	38
Misdemeanor	M	114	252	260	107	153
Show Cause	SC	18	39	39	23	16
Criminal Total		150	347	355	144	211

		<u>Filings</u>	<u>Hearings</u>	<u>Transactions</u>	<u>Concluded</u>	<u>Cont</u>
<u>Traffic</u>						
Capias	CA	1	1	1	0	1
Infraction	I	206	184	261	198	63
Misdemeanor	M	48	67	68	26	42
Restricted O/L	RL	2	2	2	2	-
Show Cause	SC	0	2	2	1	1
Traffic Total		257	256	334	227	107

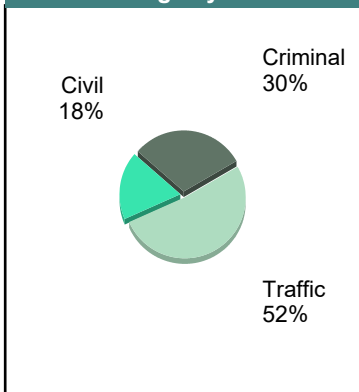
		<u>Filings</u>	<u>Hearings</u>	<u>Transactions</u>	<u>Concluded</u>	<u>Cont</u>
<u>Civil</u>						
Admin License	AL	3	0	3	3	-
Bond Forfeiture	BF	0	1	1	0	1
Garnishment	GA	6	0	6	6	-
Interrogatory	IN	7	7	8	1	7
Motion for Judgment	MJ	0	1	1	0	1
Protective Order	PO	2	0	2	2	-
Prelim Prot Order	PP	5	0	5	5	-
Show Cause	SC	1	1	1	0	1
Tenants Assertion	TA	1	0	1	1	-
Unlawful Detainer	UD	21	14	23	18	5
Warrant in Debt	WD	44	41	51	23	28
Civil Total		90	65	102	59	43

Radford Totals		497	668	791	430	361
-----------------------	--	------------	------------	------------	------------	------------

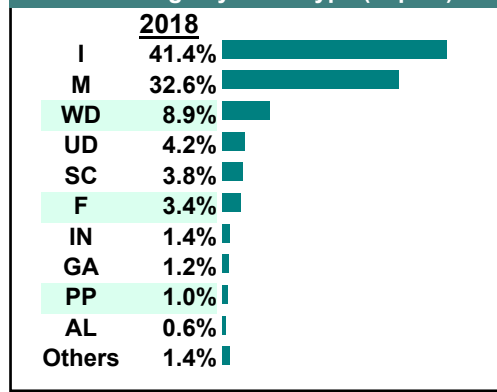
Calendarized Filings with Top 12 Scheduled Times

	M	T	W	R	F		
Week 1						Thu-08:30AM	55%
						Fri-09:00AM	15%
Week 2						Thu-13:00PM	12%
						Thu-10:00AM	8%
Week 3						Thu-13:30PM	3%
						Tue-13:00PM	3%
Week 4						Fri-08:30AM	1%
						Fri-10:30AM	1%
						Thu-09:00AM	1%
						Thu-14:00PM	1%
						Fri-08:00AM	0%
						Mon-08:30AM	0%
						Others	0%

% of Filings by Division



% of Filings by Case Type (Top 10)



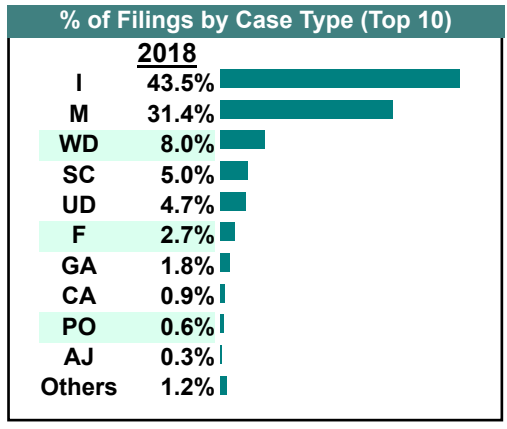
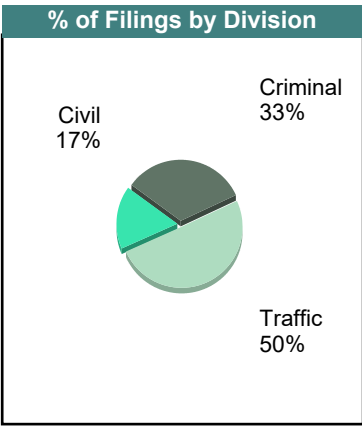
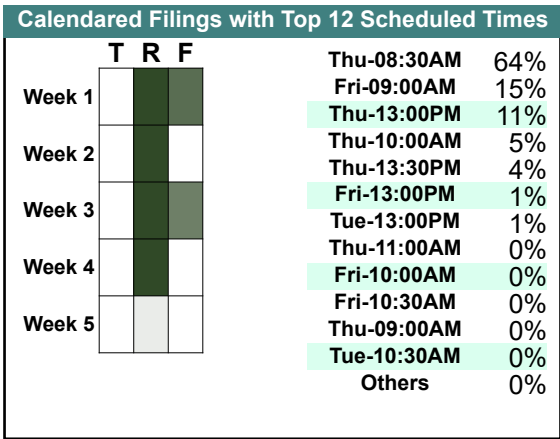
CASELOAD STATISTICS OF THE GENERAL DISTRICT COURTS

March 2018

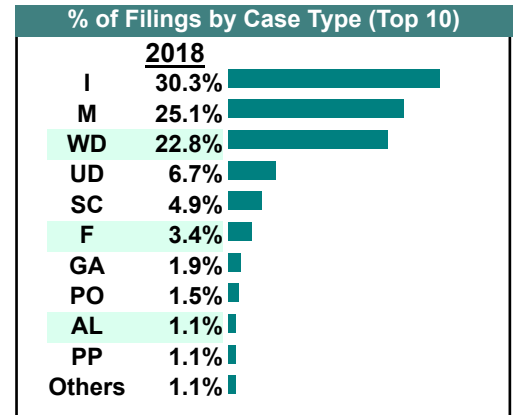
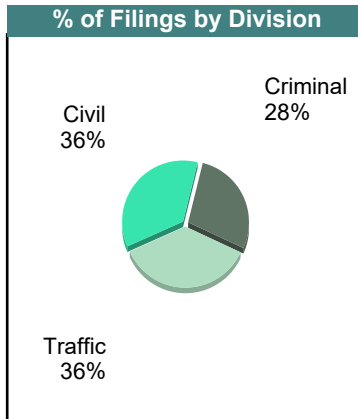
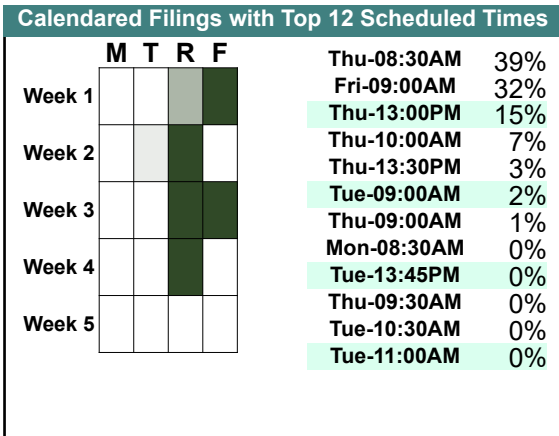
Radford

District: 27

		<u>Filings</u>	<u>Hearings</u>	<u>Transactions</u>	<u>Concluded</u>	<u>Cont</u>
<u>Criminal</u>						
Capias	CA	0	1	1	0	1
Civil Violation	CV	0	2	2	1	1
Felony	F	9	37	37	2	35
Misdemeanor	M	87	258	273	122	151
Other	O	1	1	1	1	-
Show Cause	SC	15	38	38	14	24
Criminal Total		112	337	352	140	212
<u>Traffic</u>						
Capias	CA	3	5	5	1	4
Infraction	I	147	165	211	149	62
Misdemeanor	M	19	64	64	29	35
Show Cause	SC	1	3	3	2	1
Traffic Total		170	237	283	181	102
<u>Civil</u>						
Abstract	AJ	1	0	1	1	-
Bond Forfeiture	BF	1	1	1	0	1
Garnishment	GA	6	0	7	7	-
Interrogatory	IN	0	0	1	1	-
Motion for Judgment	MJ	1	1	1	0	1
Protective Order	PO	2	0	2	2	-
Prelim Prot Order	PP	1	0	1	1	-
Show Cause	SC	1	0	1	1	-
Unlawful Detainer	UD	16	16	24	18	6
Warrant in Debt	WD	27	37	65	47	18
Civil Total		56	55	104	78	26
Radford Totals		338	629	739	399	340

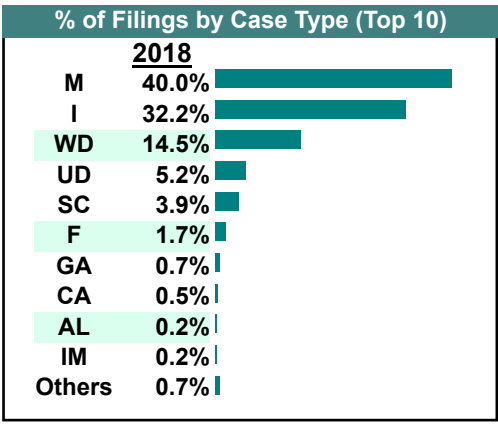
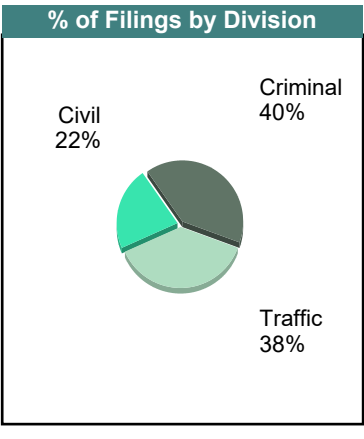
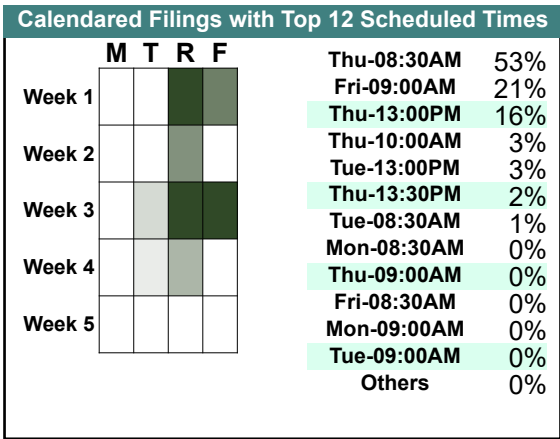


		<u>Filings</u>	<u>Hearings</u>	<u>Transactions</u>	<u>Concluded</u>	<u>Cont</u>
<u>Criminal</u>						
Capias	CA	1	3	3	1	2
Civil Violation	CV	0	1	1	0	1
Felony	F	9	36	36	10	26
Misdemeanor	M	53	207	211	96	115
Show Cause	SC	12	32	32	9	23
Criminal Total		75	279	283	116	167
<u>Traffic</u>						
Capias	CA	0	1	1	0	1
Felony	F	0	1	1	0	1
Infraction	I	81	85	121	87	34
Misdemeanor	M	14	33	33	15	18
Restricted O/L	RL	1	1	1	1	-
Show Cause	SC	1	4	4	0	4
Traffic Total		97	125	161	103	58
<u>Civil</u>						
Admin License	AL	3	0	3	3	-
Garnishment	GA	5	1	5	4	1
Interrogatory	IN	1	1	1	0	1
Protective Order	PO	4	0	4	4	-
Prelim Prot Order	PP	3	0	3	3	-
Unlawful Detainer	UD	18	15	24	19	5
Warrant in Debt	WD	61	48	86	68	18
Civil Total		95	65	126	101	25
Radford Totals		267	469	570	320	250



January 2018

		<u>Filings</u>	<u>Hearings</u>	<u>Transactions</u>	<u>Concluded</u>	<u>Cont</u>
<u>Criminal</u>						
Capias	CA	1	3	3	0	3
Civil Violation	CV	0	4	4	2	2
Felony	F	6	25	25	4	21
Misdemeanor	M	143	261	285	105	180
Show Cause	SC	14	34	34	16	18
Criminal Total		164	327	351	127	224
<u>Traffic</u>						
Capias	CA	1	3	3	1	2
Felony	F	1	3	3	2	1
Infraction	I	131	131	178	126	52
Misdemeanor	M	20	51	51	17	34
Show Cause	SC	1	2	2	0	2
Traffic Total		154	190	237	146	91
<u>Civil</u>						
Admin License	AL	1	0	2	2	-
Garnishment	GA	3	0	5	5	-
Impoundment	IM	1	0	1	1	-
Interrogatory	IN	0	1	1	0	1
Other	OT	1	0	1	1	-
Protective Order	PO	1	0	1	1	-
Prelim Prot Order	PP	1	0	1	1	-
Show Cause	SC	1	0	1	1	-
Unlawful Detainer	UD	21	21	29	23	6
Warrant in Debt	WD	59	43	72	57	15
Civil Total		89	65	114	92	22
Radford Totals		407	582	702	365	337




CASELOAD STATISTICS OF THE GENERAL DISTRICT COURTS

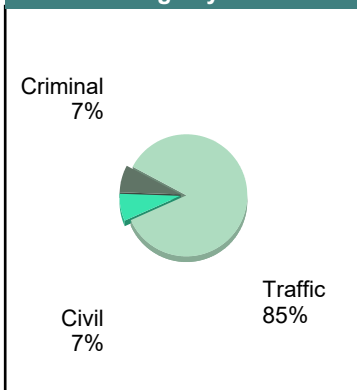
December 2018

		<u>Filings</u>	<u>Hearings</u>	<u>Transactions</u>	<u>Concluded</u>	<u>Cont</u>
<u>Criminal</u>						
Capias	CA	5	14	14	5	9
Civil Violation	CV	2	4	4	3	1
Felony	F	39	203	217	35	182
Misdemeanor	M	78	227	231	71	160
Show Cause	SC	1	7	7	2	5
Criminal Total		125	455	473	116	357
<u>Traffic</u>						
Capias	CA	4	10	10	5	5
Felony	F	2	5	5	0	5
Infraction	I	1,171	649	1,337	1,122	215
Misdemeanor	M	300	494	494	280	214
Show Cause	SC	0	3	3	2	1
Traffic Total		1,477	1,161	1,849	1,409	440
<u>Civil</u>						
Admin License	AL	3	0	3	3	-
Bond Forfeiture	BF	0	1	3	2	1
Garnishment	GA	34	8	42	34	8
Motion for Judgment	MJ	1	1	1	0	1
Overweight	OC	1	1	1	0	1
Prelim Prot Order	PP	2	0	2	2	-
Show Cause	SC	2	2	2	0	2
Unlawful Detainer	UD	7	6	10	7	3
Warrant in Debt	WD	77	85	106	65	41
Civil Total		127	104	170	113	57
Wythe Totals		1,729	1,720	2,492	1,638	854

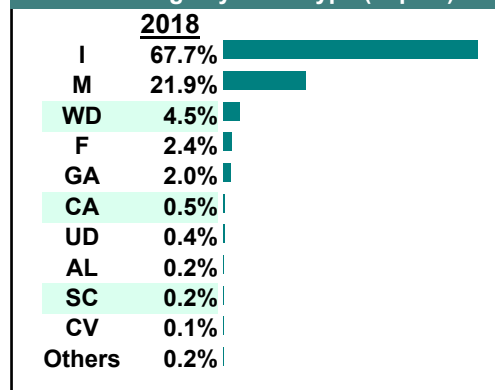
Calendared Filings with Top 12 Scheduled Times



% of Filings by Division



% of Filings by Case Type (Top 10)



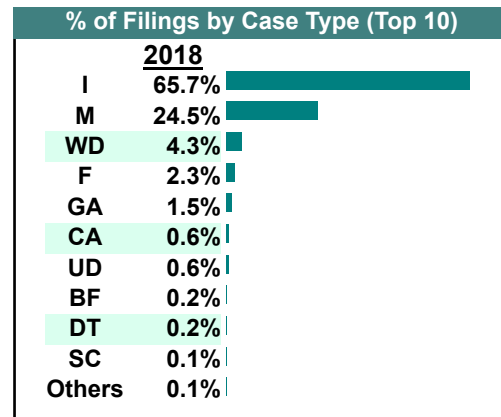
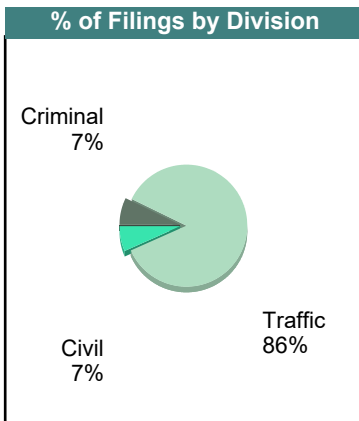
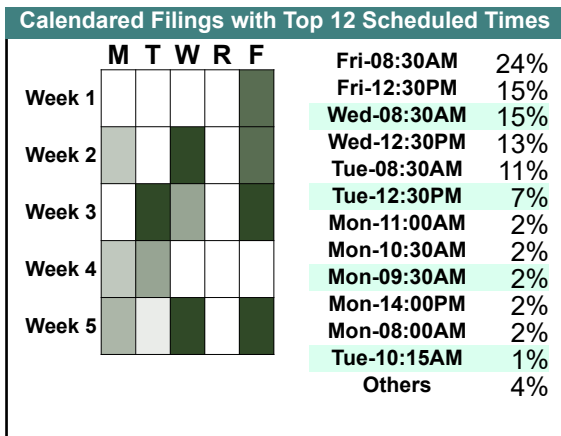
CASELOAD STATISTICS OF THE GENERAL DISTRICT COURTS

November 2018

Wythe

District: 27

		<u>Filings</u>	<u>Hearings</u>	<u>Transactions</u>	<u>Concluded</u>	<u>Cont</u>
<u>Criminal</u>						
Capias	CA	6	15	15	9	6
Civil Violation	CV	0	2	2	1	1
Felony	F	41	166	178	47	131
Misdemeanor	M	94	253	260	110	150
Show Cause	SC	1	9	9	7	2
Criminal Total		142	445	464	174	290
<u>Traffic</u>						
Capias	CA	6	13	13	6	7
Felony	F	5	13	14	1	13
Infraction	I	1,306	701	1,442	1,200	242
Misdemeanor	M	394	596	596	363	233
Show Cause	SC	1	4	4	1	3
Traffic Total		1,712	1,327	2,069	1,571	498
<u>Civil</u>						
Abstract	AJ	1	0	1	1	-
Admin License	AL	1	0	1	1	-
Bond Forfeiture	BF	3	1	3	2	1
Detinue	DT	3	3	3	3	-
Garnishment	GA	30	7	31	24	7
Protective Order	PO	0	0	1	1	-
Unlawful Detainer	UD	12	15	18	14	4
Warrant in Debt	WD	85	102	129	99	30
Civil Total		135	128	187	145	42
Wythe Totals		1,989	1,900	2,720	1,890	830



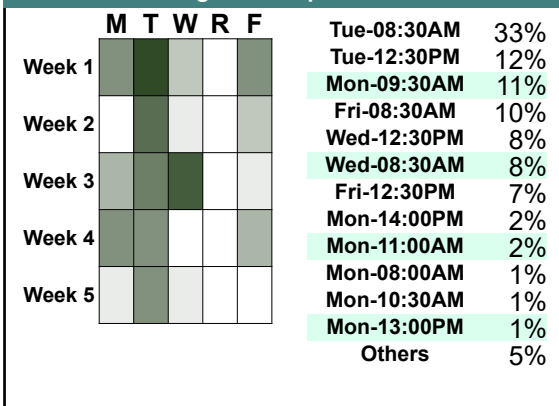
CASELOAD STATISTICS OF THE GENERAL DISTRICT COURTS

October 2018

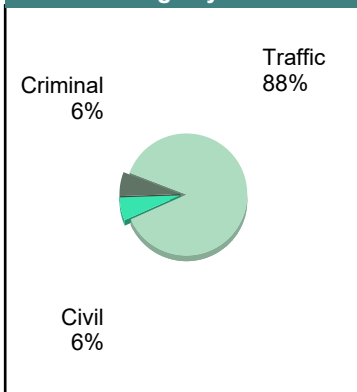
Wythe
District: 27

		<u>Filings</u>	<u>Hearings</u>	<u>Transactions</u>	<u>Concluded</u>	<u>Cont</u>
<u>Criminal</u>						
Capias	CA	6	16	16	6	10
Civil Violation	CV	1	2	2	0	2
Felony	F	44	202	226	53	173
Misdemeanor	M	107	316	327	142	185
Show Cause	SC	1	14	14	5	9
Criminal Total		159	550	585	206	379
<u>Traffic</u>						
Capias	CA	4	10	10	4	6
Felony	F	2	8	9	5	4
Infraction	I	1,755	897	1,927	1,761	166
Misdemeanor	M	418	647	648	396	252
Restricted O/L	RL	2	2	2	2	-
Show Cause	SC	5	8	8	3	5
Traffic Total		2,186	1,572	2,604	2,171	433
<u>Civil</u>						
Admin License	AL	4	0	4	4	-
Bond Forfeiture	BF	2	2	4	2	2
Detinue	DT	3	3	3	2	1
Garnishment	GA	37	2	39	37	2
Impoundment	IM	2	0	2	2	-
Interrogatory	IN	1	1	1	0	1
Protective Order	PO	3	1	3	2	1
Prelim Prot Order	PP	2	0	2	2	-
Unlawful Detainer	UD	13	8	14	11	3
Warrant in Debt	WD	84	90	123	80	43
Civil Total		151	107	195	142	53
Wythe Totals		2,496	2,229	3,384	2,519	865

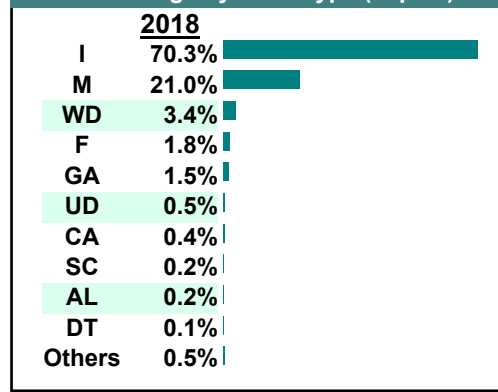
Calendared Filings with Top 12 Scheduled Times



% of Filings by Division



% of Filings by Case Type (Top 10)



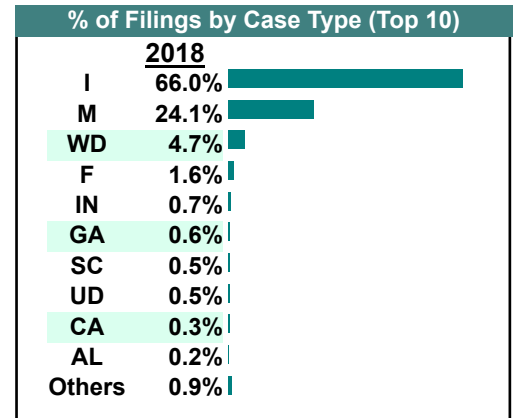
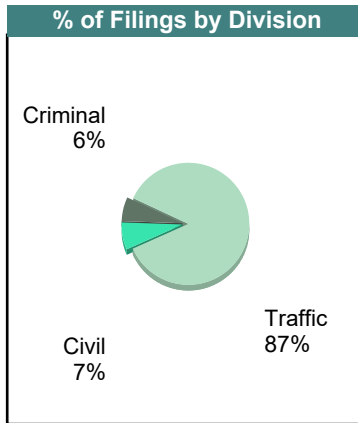
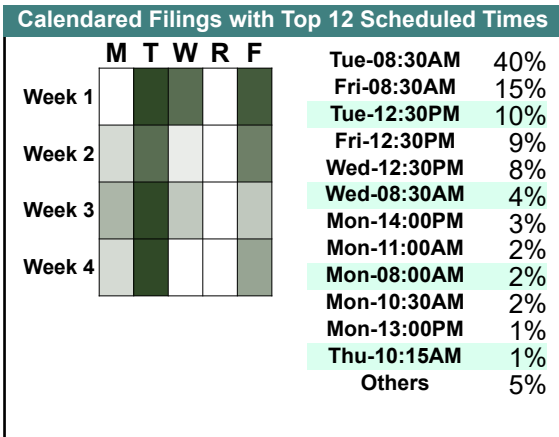
CASELOAD STATISTICS OF THE GENERAL DISTRICT COURTS

September 2018

Wythe

District: 27

		<u>Filings</u>	<u>Hearings</u>	<u>Transactions</u>	<u>Concluded</u>	<u>Cont</u>
<u>Criminal</u>						
Capias	CA	3	8	8	1	7
Civil Violation	CV	1	4	4	3	1
Felony	F	28	146	170	50	120
Misdemeanor	M	76	230	236	90	146
Show Cause	SC	9	13	13	6	7
Criminal Total		117	401	431	150	281
<u>Traffic</u>						
Capias	CA	3	12	12	3	9
Felony	F	2	6	6	1	5
Infraction	I	1,256	703	1,578	1,440	138
Misdemeanor	M	383	606	606	376	230
Restricted O/L	RL	2	2	2	2	-
Show Cause	SC	1	4	4	3	1
Traffic Total		1,647	1,333	2,208	1,825	383
<u>Civil</u>						
Abstract	AJ	1	0	1	1	-
Admin License	AL	4	0	4	4	-
Bond Forfeiture	BF	3	1	5	4	1
Detinue	DT	2	1	3	3	-
Garnishment	GA	11	3	15	12	3
Interrogatory	IN	13	0	14	14	-
Overweight	OC	1	0	1	1	-
Protective Order	PO	2	0	3	3	-
Prelim Prot Order	PP	4	0	4	4	-
Petition-Restore Arms	PR	1	0	1	1	-
Unlawful Detainer	UD	9	11	14	12	2
Warrant in Debt	WD	89	80	127	104	23
Civil Total		140	96	192	163	29
Wythe Totals		1,904	1,830	2,831	2,138	693



CASELOAD STATISTICS OF THE GENERAL DISTRICT COURTS

August 2018

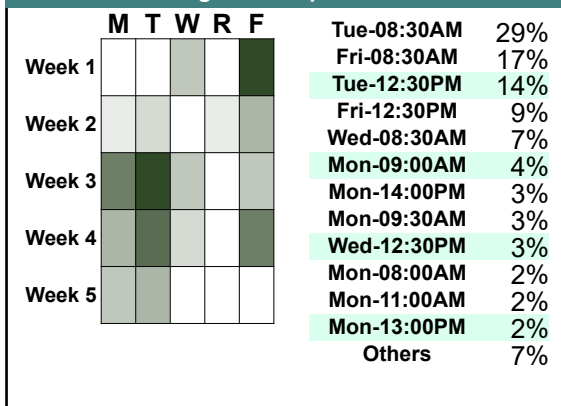
		<u>Filings</u>	<u>Hearings</u>	<u>Transactions</u>	<u>Concluded</u>	<u>Cont</u>
<u>Criminal</u>						
Capias	CA	6	23	23	12	11
Civil Violation	CV	1	3	3	1	2
Felony	F	43	172	197	52	145
Misdemeanor	M	121	318	328	122	206
Show Cause	SC	14	26	26	13	13
Criminal Total		185	542	577	200	377

		<u>Filings</u>	<u>Hearings</u>	<u>Transactions</u>	<u>Concluded</u>	<u>Cont</u>
<u>Traffic</u>						
Capias	CA	3	9	9	4	5
Felony	F	1	6	7	3	4
Infraction	I	1,584	901	1,724	1,359	365
Misdemeanor	M	452	639	639	380	259
Show Cause	SC	2	6	6	4	2
Traffic Total		2,042	1,561	2,385	1,750	635

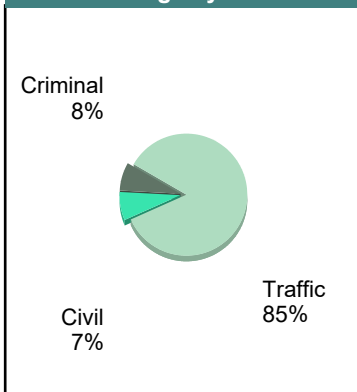
		<u>Filings</u>	<u>Hearings</u>	<u>Transactions</u>	<u>Concluded</u>	<u>Cont</u>
<u>Civil</u>						
Admin License	AL	1	0	1	1	-
Bond Forfeiture	BF	5	5	10	6	4
Detinue	DT	1	2	2	1	1
Garnishment	GA	40	4	43	39	4
Motion for Judgment	MJ	1	1	1	1	-
Protective Order	PO	5	1	7	6	1
Prelim Prot Order	PP	2	0	2	2	-
Show Cause	SC	1	1	2	2	-
Tenants Assertion	TA	1	0	1	1	-
Unlawful Detainer	UD	25	18	30	24	6
Warrant in Debt	WD	97	92	137	100	37
Civil Total		179	124	236	183	53

Wythe Totals		2,406	2,227	3,198	2,133	1,065
---------------------	--	--------------	--------------	--------------	--------------	--------------

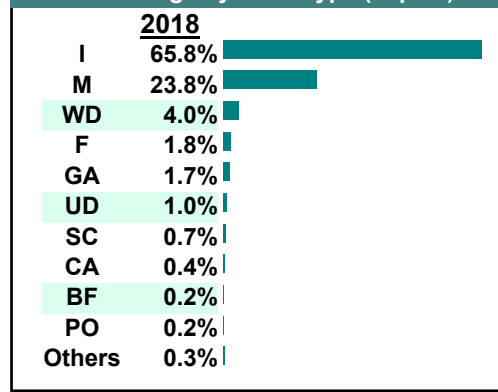
Calendar Filings with Top 12 Scheduled Times



% of Filings by Division

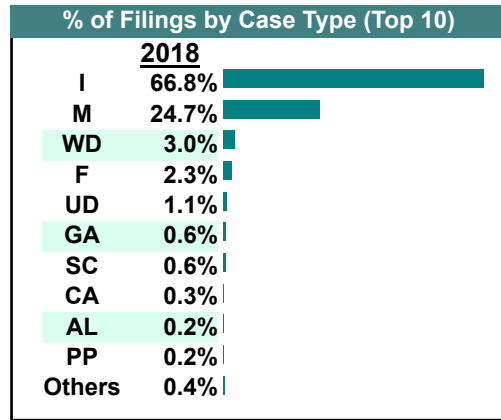
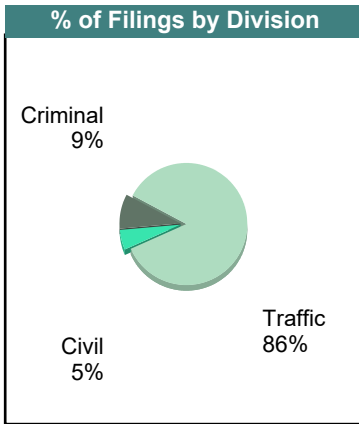
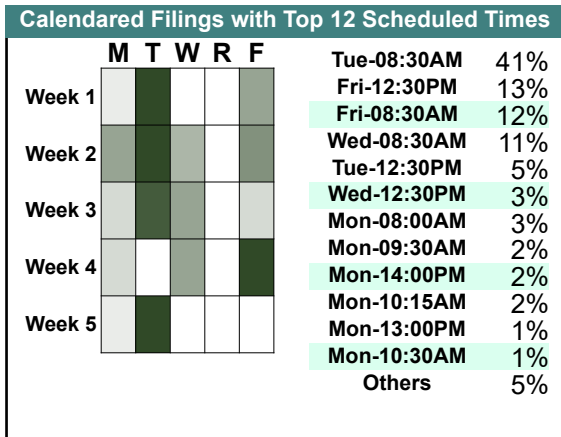


% of Filings by Case Type (Top 10)



July 2018

		Filings	Hearings	Transactions	Concluded	Cont
<u>Criminal</u>						
Capias	CA	4	14	14	5	9
Civil Violation	CV	1	3	3	1	2
Felony	F	41	155	165	35	130
Misdemeanor	M	111	299	305	83	222
Show Cause	SC	7	17	17	6	11
Criminal Total		164	488	504	130	374
<u>Traffic</u>						
Capias	CA	1	8	8	4	4
Felony	F	0	7	9	4	5
Infraction	I	1,195	587	1,335	1,198	137
Misdemeanor	M	331	506	507	312	195
Show Cause	SC	3	9	9	3	6
Traffic Total		1,530	1,117	1,868	1,521	347
<u>Civil</u>						
Admin License	AL	3	0	3	3	-
Bond Forfeiture	BF	1	5	6	2	4
Detinue	DT	2	1	2	1	1
Garnishment	GA	11	1	11	10	1
Impoundment	IM	1	0	1	1	-
Other	OT	1	0	1	1	-
Protective Order	PO	1	3	4	1	3
Prelim Prot Order	PP	3	0	3	3	-
Unlawful Detainer	UD	19	16	20	15	5
Warrant in Debt	WD	53	49	83	65	18
Civil Total		95	75	134	102	32
Wythe Totals		1,789	1,680	2,506	1,753	753



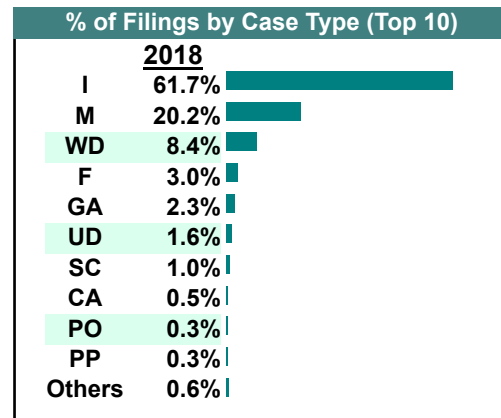
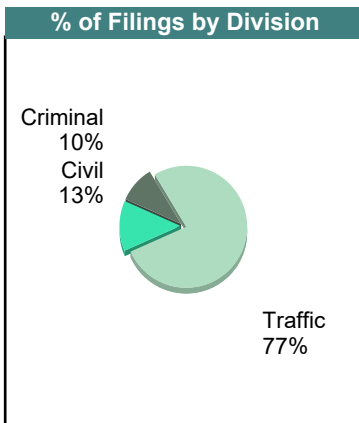
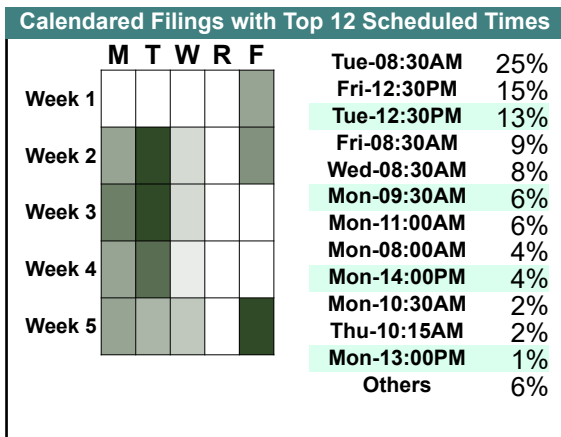
CASELOAD STATISTICS OF THE GENERAL DISTRICT COURTS

June 2018

Wythe

District: 27

		<u>Filings</u>	<u>Hearings</u>	<u>Transactions</u>	<u>Concluded</u>	<u>Cont</u>
<u>Criminal</u>						
Capias	CA	7	26	26	8	18
Civil Violation	CV	3	6	6	3	3
Felony	F	58	205	218	54	164
Misdemeanor	M	104	280	284	85	199
Show Cause	SC	16	29	29	14	15
Criminal Total		188	546	563	164	399
<u>Traffic</u>						
Capias	CA	3	10	10	2	8
Felony	F	2	10	10	1	9
Infraction	I	1,214	563	1,326	1,186	140
Misdemeanor	M	294	462	462	283	179
Restricted O/L	RL	1	1	1	1	-
Show Cause	SC	3	6	6	1	5
Traffic Total		1,517	1,052	1,815	1,474	341
<u>Civil</u>						
Admin License	AL	2	0	2	2	-
Bond Forfeiture	BF	2	4	5	2	3
Counter Claim	CC	0	0	1	1	-
Detinue	DT	1	2	2	1	1
Garnishment	GA	46	8	55	47	8
Impoundment	IM	1	0	1	1	-
Interrogatory	IN	2	1	2	1	1
Protective Order	PO	6	3	8	5	3
Prelim Prot Order	PP	6	0	6	6	-
Show Cause	SC	0	1	1	0	1
Unlawful Detainer	UD	32	31	33	31	2
Warrant in Debt	WD	166	149	210	148	62
Civil Total		264	199	326	245	81
Wythe Totals		1,969	1,797	2,704	1,883	821



May 2018

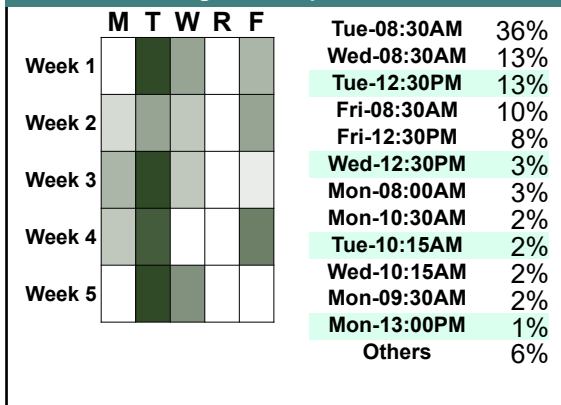
		Filings	Hearings	Transactions	Concluded	Cont
<u>Criminal</u>						
Capias	CA	8	21	21	6	15
Civil Violation	CV	0	3	3	1	2
Felony	F	83	199	210	31	179
Misdemeanor	M	80	190	196	67	129
Show Cause	SC	9	21	21	14	7
Criminal Total		180	434	451	119	332

		Filings	Hearings	Transactions	Concluded	Cont
<u>Traffic</u>						
Capias	CA	6	10	10	3	7
Felony	F	2	8	8	3	5
Infraction	I	1,109	528	1,211	1,097	114
Misdemeanor	M	203	344	344	212	132
Show Cause	SC	1	4	4	2	2
Traffic Total		1,321	894	1,577	1,317	260

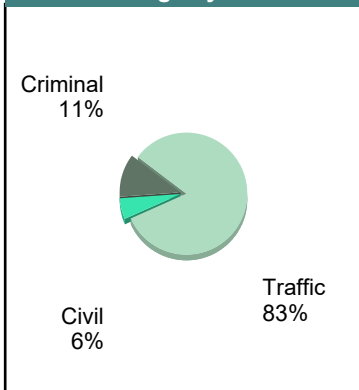
		Filings	Hearings	Transactions	Concluded	Cont
<u>Civil</u>						
Abstract	AJ	1	0	1	1	-
Admin License	AL	3	0	3	3	-
Bond Forfeiture	BF	2	3	3	1	2
Garnishment	GA	20	1	20	19	1
Overweight	OC	1	0	1	1	-
Protective Order	PO	1	2	3	1	2
Prelim Prot Order	PP	2	0	2	2	-
Unlawful Detainer	UD	13	10	14	14	-
Warrant in Debt	WD	46	56	67	44	23
Civil Total		89	72	114	86	28

Wythe Totals		1,590	1,400	2,142	1,522	620
---------------------	--	--------------	--------------	--------------	--------------	------------

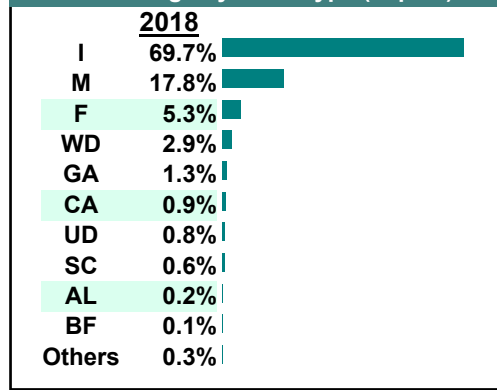
Calendared Filings with Top 12 Scheduled Times



% of Filings by Division



% of Filings by Case Type (Top 10)



April 2018

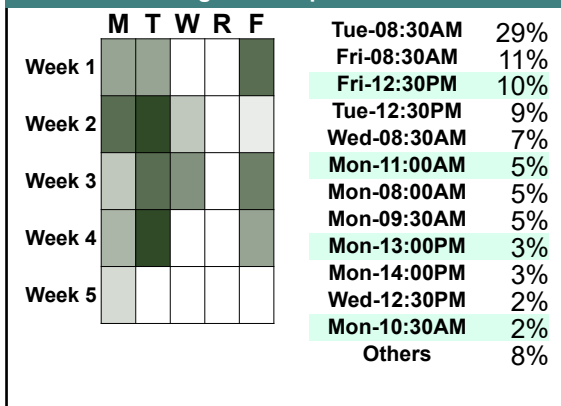
		Filings	Hearings	Transactions	Concluded	Cont
<u>Criminal</u>						
Capias	CA	7	23	23	6	17
Civil Violation	CV	4	6	6	3	3
Felony	F	51	181	198	58	140
Misdemeanor	M	127	312	320	122	198
Show Cause	SC	7	13	13	3	10
Criminal Total		196	535	560	192	368

		Filings	Hearings	Transactions	Concluded	Cont
<u>Traffic</u>						
Capias	CA	4	6	6	2	4
Felony	F	7	19	19	4	15
Infraction	I	798	409	929	837	92
Misdemeanor	M	174	372	372	225	147
Restricted O/L	RL	2	2	2	2	-
Show Cause	SC	2	2	2	0	2
Traffic Total		987	810	1,330	1,070	260

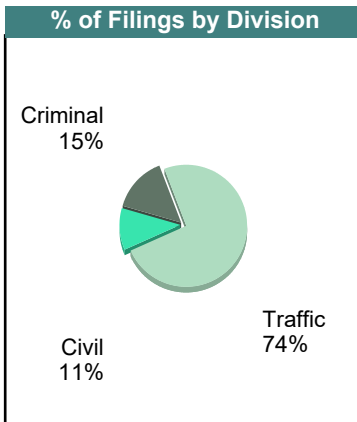
		Filings	Hearings	Transactions	Concluded	Cont
<u>Civil</u>						
Admin License	AL	3	0	3	3	-
Bond Forfeiture	BF	1	3	4	1	3
Detinue	DT	2	2	3	3	-
Garnishment	GA	35	1	35	34	1
Interrogatory	IN	1	0	1	1	-
Protective Order	PO	1	0	1	1	-
Prelim Prot Order	PP	4	0	4	4	-
Show Cause	SC	0	1	1	0	1
Unlawful Detainer	UD	13	10	13	13	-
Warrant in Debt	WD	88	92	109	74	35
Civil Total		148	109	174	134	40

Wythe Totals		1,331	1,454	2,064	1,396	668
---------------------	--	--------------	--------------	--------------	--------------	------------

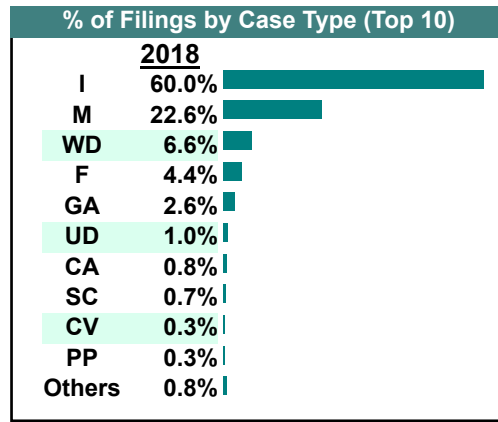
Calendarized Filings with Top 12 Scheduled Times



% of Filings by Division



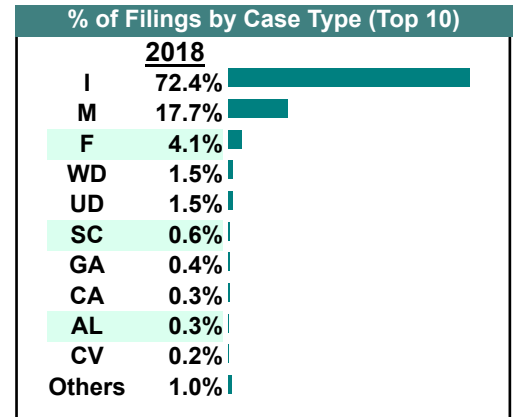
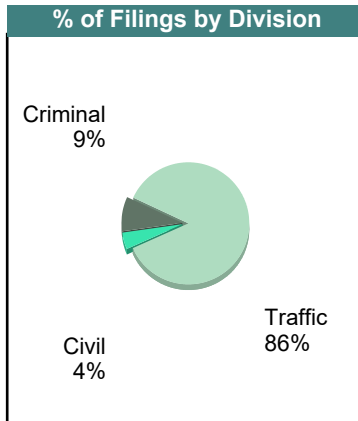
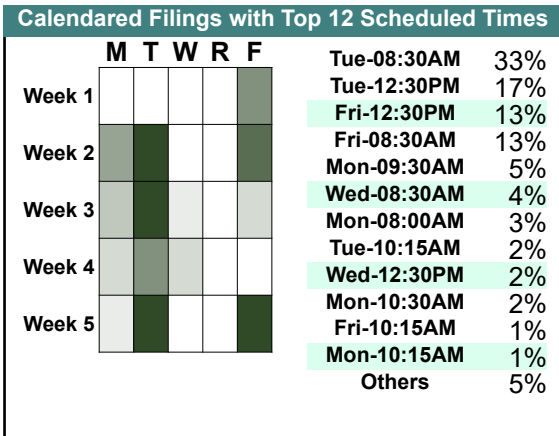
% of Filings by Case Type (Top 10)



CASELOAD STATISTICS OF THE GENERAL DISTRICT COURTS

March 2018

		<u>Filings</u>	<u>Hearings</u>	<u>Transactions</u>	<u>Concluded</u>	<u>Cont</u>
<u>Criminal</u>						
Capias	CA	6	22	22	6	16
Civil Violation	CV	4	7	7	2	5
Felony	F	73	198	206	41	165
Misdemeanor	M	71	208	209	70	139
Show Cause	SC	9	20	20	9	11
Criminal Total		163	455	464	128	336
<u>Traffic</u>						
Capias	CA	0	2	2	2	-
Felony	F	1	9	9	3	6
Infraction	I	1,296	661	1,433	1,311	122
Misdemeanor	M	246	446	446	287	159
Restricted O/L	RL	2	2	2	2	-
Show Cause	SC	1	3	3	1	2
Traffic Total		1,546	1,123	1,895	1,606	289
<u>Civil</u>						
Admin License	AL	5	0	5	5	-
Bond Forfeiture	BF	2	0	2	2	-
Counter Claim	CC	1	1	1	0	1
Detinue	DT	1	1	2	1	1
Garnishment	GA	7	0	9	9	-
Impoundment	IM	2	0	2	2	-
Other	OT	3	0	3	3	-
Protective Order	PO	3	1	3	2	1
Prelim Prot Order	PP	3	0	3	3	-
Unlawful Detainer	UD	26	18	32	27	5
Warrant in Debt	WD	27	43	54	25	29
Civil Total		80	64	116	79	37
Wythe Totals		1,789	1,642	2,475	1,813	662



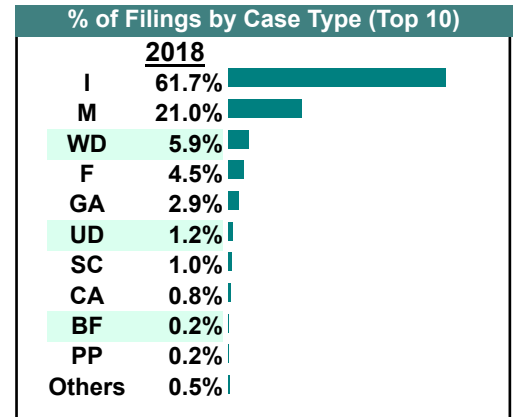
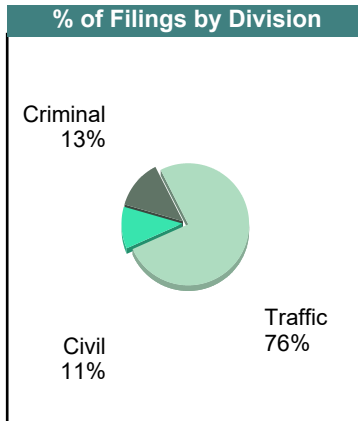
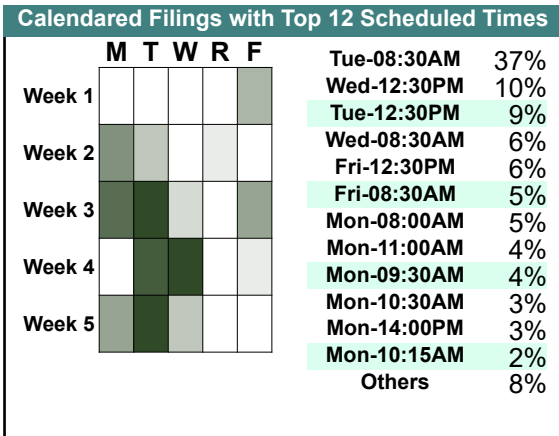
CASELOAD STATISTICS OF THE GENERAL DISTRICT COURTS

February 2018

Wythe

District: 27

		<u>Filings</u>	<u>Hearings</u>	<u>Transactions</u>	<u>Concluded</u>	<u>Cont</u>
<u>Criminal</u>						
Capias	CA	10	14	14	5	9
Civil Violation	CV	0	2	2	2	-
Felony	F	58	215	239	69	170
Misdemeanor	M	101	268	269	84	185
Show Cause	SC	8	17	17	6	11
Criminal Total		177	516	541	166	375
<u>Traffic</u>						
Capias	CA	1	4	4	2	2
Felony	F	3	9	9	1	8
Infraction	I	833	467	979	850	129
Misdemeanor	M	182	403	403	256	147
Restricted O/L	RL	1	1	1	1	-
Show Cause	SC	2	5	5	2	3
Traffic Total		1,022	889	1,401	1,112	289
<u>Civil</u>						
Abstract	AJ	1	0	1	1	-
Bond Forfeiture	BF	3	1	3	2	1
Detinue	DT	1	1	1	1	-
Garnishment	GA	39	2	43	41	2
Impoundment	IM	2	0	2	2	-
Other	OT	1	0	2	2	-
Protective Order	PO	1	0	1	1	-
Prelim Prot Order	PP	3	0	3	3	-
Show Cause	SC	4	1	4	3	1
Unlawful Detainer	UD	16	14	20	17	3
Warrant in Debt	WD	80	78	130	100	30
Civil Total		151	97	210	173	37
Wythe Totals		1,350	1,502	2,152	1,451	701



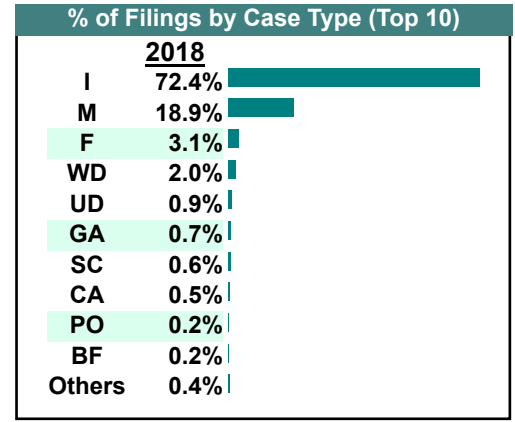
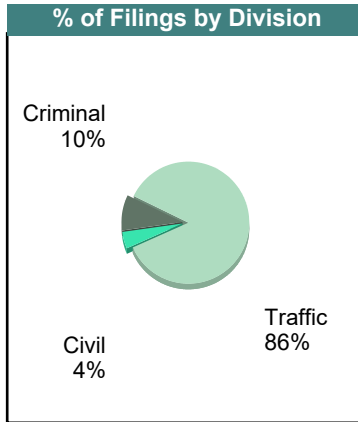
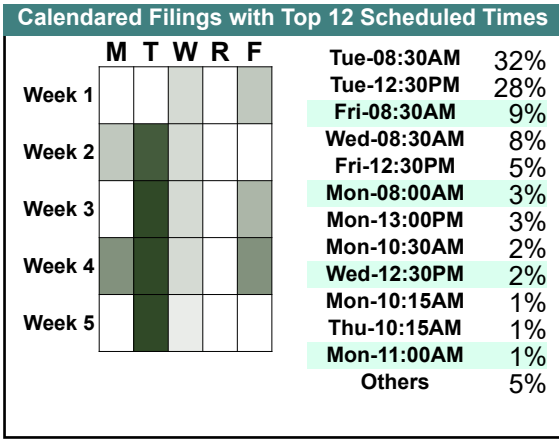
CASELOAD STATISTICS OF THE GENERAL DISTRICT COURTS

January 2018

Wythe

District: 27

		<u>Filings</u>	<u>Hearings</u>	<u>Transactions</u>	<u>Concluded</u>	<u>Cont</u>
<u>Criminal</u>						
Capias	CA	7	23	23	9	14
Civil Violation	CV	1	6	6	5	1
Felony	F	53	199	213	61	152
Misdemeanor	M	105	314	324	152	172
Show Cause	SC	12	27	27	13	14
Criminal Total		178	569	593	240	353
<u>Traffic</u>						
Capias	CA	2	4	4	2	2
Civil Violation	CV	0	1	1	1	-
Felony	F	5	14	14	2	12
Infraction	I	1,349	654	1,503	1,364	139
Misdemeanor	M	246	501	501	308	193
Show Cause	SC	0	1	1	0	1
Traffic Total		1,602	1,175	2,024	1,677	347
<u>Civil</u>						
Admin License	AL	1	0	1	1	-
Bond Forfeiture	BF	3	3	6	3	3
Detinue	DT	2	2	2	1	1
Garnishment	GA	13	2	16	14	2
Interrogatory	IN	1	0	2	2	-
Other	OT	1	1	1	0	1
Protective Order	PO	4	0	4	4	-
Prelim Prot Order	PP	2	0	2	2	-
Unlawful Detainer	UD	17	15	21	17	4
Warrant in Debt	WD	38	43	57	41	16
Civil Total		82	66	112	85	27
Wythe Totals		1,862	1,810	2,729	2,002	727



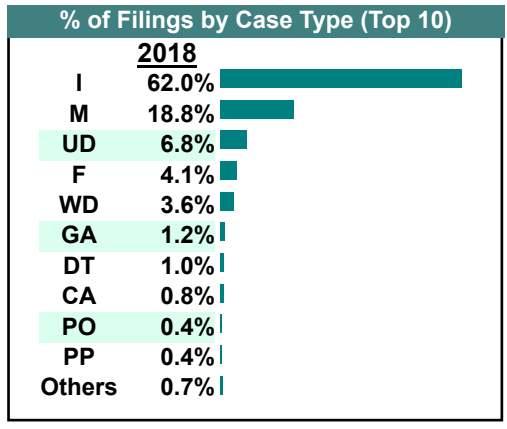
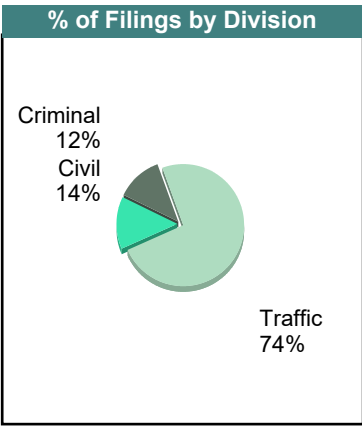
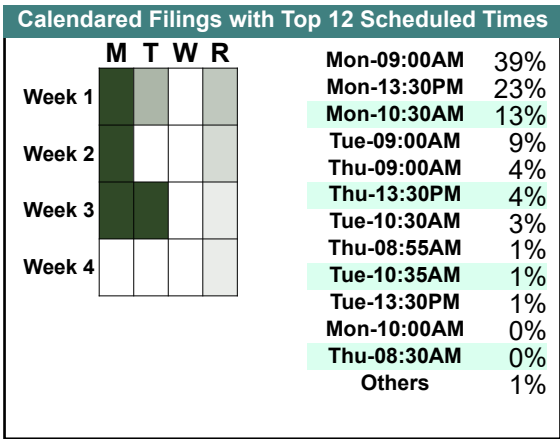
Filings by Court & Division

	Blacksburg	Bland	Carroll	Floyd	Galax	Giles	Grayson	Montgomery	Pulaski	Radford	Wythe	Total	
C	Misdemeanor	- 0%	143 2%	1,119 12%	150 2%	668 7%	469 5%	475 5%	2,008 22%	1,606 17%	1,397 15%	1,175 13%	9,210
	Felony	- 0%	68 2%	483 15%	100 3%	269 8%	149 5%	130 4%	631 20%	612 19%	115 4%	612 19%	3,169
	Show Cause	- 0%	18 2%	56 8%	10 1%	65 9%	35 5%	25 3%	69 9%	227 31%	138 19%	94 13%	737
	Capias	- 0%	6 1%	70 12%	16 3%	63 11%	31 6%	29 5%	120 21%	129 23%	22 4%	75 13%	561
	Civil Violation	- 0%	- 0%	27 23%	2 2%	14 12%	1 1%	8 7%	3 3%	31 27%	12 10%	18 16%	116
	Motion	- 0%	- 0%	- 0%	- 0%	- 0%	- 0%	- 0%	- 0%	1 100%	- 0%	- 0%	1
	Other	- 0%	- 0%	- 0%	- 0%	- 0%	- 0%	- 0%	- 0%	- 0%	1 100%	- 0%	1
	Total	0 0%	235 2%	1,755 13%	278 2%	1,079 8%	685 5%	667 5%	2,831 21%	2,606 19%	1,685 12%	1,974 14%	13,795
T	Infraction	- 0%	7,459 10%	18,685 25%	948 1%	1,266 2%	6,325 9%	648 1%	11,419 15%	10,816 15%	1,632 2%	14,866 20%	74,064
	Misdemeanor	- 0%	2,083 11%	6,455 33%	263 1%	396 2%	622 3%	359 2%	3,535 18%	1,790 9%	348 2%	3,623 19%	19,474
	Felony	- 0%	3 1%	28 5%	6 1%	1 0%	11 2%	5 1%	411 80%	10 2%	6 1%	32 6%	513
	Show Cause	- 0%	1 0%	23 5%	20 4%	5 1%	61 14%	6 1%	260 58%	40 9%	13 3%	21 5%	450
	Capias	- 0%	3 1%	20 9%	6 3%	10 4%	20 9%	10 4%	88 39%	22 10%	10 4%	37 16%	226
	Civil Violation	- 0%	2 3%	2 3%	9 13%	- 0%	7 10%	1 1%	49 70%	- 0%	- 0%	- 0%	70
	Restricted O/L	- 0%	- 0%	- 0%	- 0%	- 0%	3 5%	- 0%	30 49%	12 20%	6 10%	10 16%	61
	Motion	- 0%	- 0%	- 0%	4 44%	- 0%	- 0%	- 0%	1 11%	4 44%	- 0%	- 0%	9
	Other	- 0%	- 0%	- 0%	- 0%	- 0%	- 0%	- 0%	2 100%	- 0%	- 0%	- 0%	2
	Total	0 0%	9,551 10%	25,213 27%	1,256 1%	1,678 2%	7,049 7%	1,029 1%	15,795 17%	12,694 13%	2,015 2%	18,589 20%	94,869
V	Warrant in Debt	1 0%	234 3%	569 8%	193 3%	272 4%	582 8%	320 5%	2,513 36%	975 14%	458 6%	930 13%	7,047
	Garnishment	- 0%	51 2%	196 6%	53 2%	126 4%	249 7%	92 3%	1,728 51%	402 12%	155 5%	323 10%	3,375
	Unlawful Detainer	- 0%	3 0%	120 6%	53 3%	46 2%	134 6%	45 2%	985 47%	295 14%	233 11%	202 10%	2,116
	Admin License	- 0%	3 1%	37 7%	22 4%	20 4%	33 6%	19 4%	252 49%	42 8%	56 11%	30 6%	514
	Detinue	- 0%	4 2%	7 3%	2 1%	48 20%	1 0%	4 2%	146 60%	14 6%	- 0%	18 7%	244

	Blacksburg	Bland	Carroll	Floyd	Galax	Giles	Grayson	Montgomery	Pulaski	Radford	Wythe	Total
V Prelim Prot Order	-	3	27	1	8	8	8	68	51	34	33	241
	0%	1%	11%	0%	3%	3%	3%	28%	21%	14%	14%	
Protective Order	-	1	17	19	6	9	5	69	45	35	27	233
	0%	0%	7%	8%	3%	4%	2%	30%	19%	15%	12%	
Interrogatory	-	-	2	11	2	5	1	97	28	27	18	191
	0%	0%	1%	6%	1%	3%	1%	51%	15%	14%	9%	
Impoundment	-	1	17	3	15	11	58	49	12	2	8	176
	0%	1%	10%	2%	9%	6%	33%	28%	7%	1%	5%	
Other	-	1	13	6	5	12	5	37	20	1	6	106
	0%	1%	12%	6%	5%	11%	5%	35%	19%	1%	6%	
Show Cause	-	-	3	1	1	4	1	33	19	22	7	91
	0%	0%	3%	1%	1%	4%	1%	36%	21%	24%	8%	
Bond Forfeiture	-	3	-	2	5	2	2	10	20	6	27	77
	0%	4%	0%	3%	6%	3%	3%	13%	26%	8%	35%	
Abstract	-	-	8	-	2	2	4	19	8	4	4	51
	0%	0%	16%	0%	4%	4%	8%	37%	16%	8%	8%	
Overweight	-	28	10	-	-	-	-	-	1	-	3	42
	0%	67%	24%	0%	0%	0%	0%	0%	2%	0%	7%	
Motion for Judgment	-	-	-	3	2	3	-	5	3	1	2	19
	0%	0%	0%	16%	11%	16%	0%	26%	16%	5%	11%	
Counter Claim	-	-	2	-	-	-	1	9	-	-	1	13
	0%	0%	15%	0%	0%	0%	8%	69%	0%	0%	8%	
Petition-Restore Arms	-	2	-	1	-	1	1	6	1	-	1	13
	0%	15%	0%	8%	0%	8%	8%	46%	8%	0%	8%	
Tenants Assertion	-	-	-	1	-	-	-	6	1	2	1	11
	0%	0%	0%	9%	0%	0%	0%	55%	9%	18%	9%	
Capias	-	-	-	-	-	-	1	1	-	1	-	3
	0%	0%	0%	0%	0%	0%	33%	33%	0%	33%	0%	
Third Party Claim	-	-	-	-	-	-	-	2	-	-	-	2
	0%	0%	0%	0%	0%	0%	0%	100%	0%	0%	0%	
Mechanic's Lien	-	-	-	-	-	-	-	-	1	-	-	1
	0%	0%	0%	0%	0%	0%	0%	0%	100%	0%	0%	
Total	1	334	1,028	371	558	1,056	567	6,035	1,938	1,038	1,641	14,567
	0%	2%	7%	3%	4%	7%	4%	41%	13%	7%	11%	
Total	1	10,120	27,996	1,905	3,315	8,790	2,263	24,661	17,238	4,738	22,204	123,231
	0%	8%	23%	2%	3%	7%	2%	20%	14%	4%	18%	

CASELOAD STATISTICS OF THE GENERAL DISTRICT COURTS

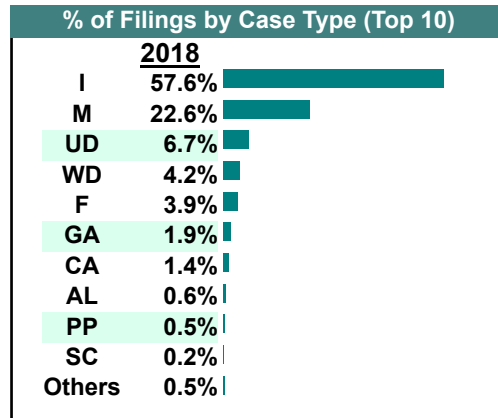
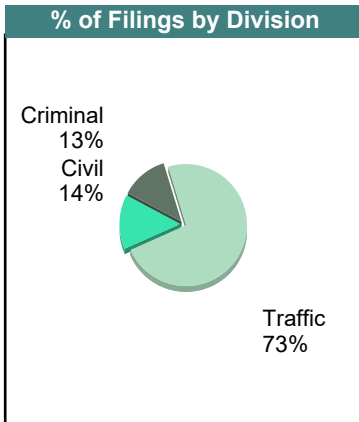
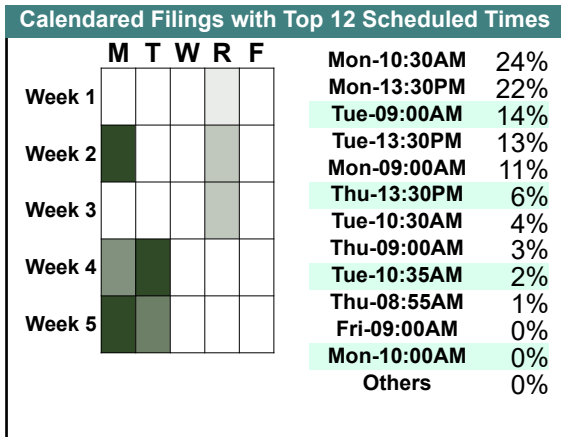
		<u>Filings</u>	<u>Hearings</u>	<u>Transactions</u>	<u>Concluded</u>	<u>Cont</u>
<u>Criminal</u>						
Capias	CA	5	32	32	13	19
Civil Violation	CV	1	5	5	0	5
Felony	F	36	110	110	31	79
Misdemeanor	M	67	181	183	65	118
Show Cause	SC	0	4	4	3	1
Criminal Total		109	332	334	112	222
<u>Traffic</u>						
Capias	CA	2	10	10	2	8
Civil Violation	CV	1	1	1	0	1
Felony	F	1	6	6	3	3
Infraction	I	554	358	643	421	222
Misdemeanor	M	101	170	170	51	118
Show Cause	SC	1	1	1	0	1
Traffic Total		660	546	831	477	353
<u>Civil</u>						
Admin License	AL	2	0	2	2	-
Bond Forfeiture	BF	1	1	1	0	1
Detinue	DT	9	9	9	4	5
Garnishment	GA	11	0	12	12	-
Interrogatory	IN	0	2	2	0	2
Protective Order	PO	4	6	7	1	6
Prelim Prot Order	PP	4	0	4	4	-
Unlawful Detainer	UD	61	30	73	67	6
Warrant in Debt	WD	32	39	46	34	12
Civil Total		124	87	156	124	32
Bristol Totals		893	965	1,321	713	607



CASELOAD STATISTICS OF THE GENERAL DISTRICT COURTS

November 2018

		<u>Filings</u>	<u>Hearings</u>	<u>Transactions</u>	<u>Concluded</u>	<u>Cont</u>
<u>Criminal</u>						
Capias	CA	6	15	15	6	9
Civil Violation	CV	0	2	2	0	2
Felony	F	31	128	128	41	87
Misdemeanor	M	73	160	164	59	105
Show Cause	SC	0	1	1	0	1
Criminal Total		110	306	310	106	204
<u>Traffic</u>						
Capias	CA	6	16	16	4	12
Civil Violation	CV	0	2	2	1	1
Felony	F	3	5	5	1	4
Infraction	I	506	357	603	487	116
Misdemeanor	M	126	240	240	118	122
Show Cause	SC	2	2	2	2	-
Traffic Total		643	622	868	613	255
<u>Civil</u>						
Abstract	AJ	1	0	1	1	-
Admin License	AL	5	0	5	5	-
Detinue	DT	1	0	1	1	-
Garnishment	GA	17	0	17	17	-
Interrogatory	IN	1	1	1	0	1
Protective Order	PO	1	1	3	2	1
Prelim Prot Order	PP	4	1	5	4	1
Unlawful Detainer	UD	59	31	71	60	11
Warrant in Debt	WD	37	42	51	35	16
Civil Total		126	76	155	125	30
Bristol Totals		879	1,004	1,333	844	489



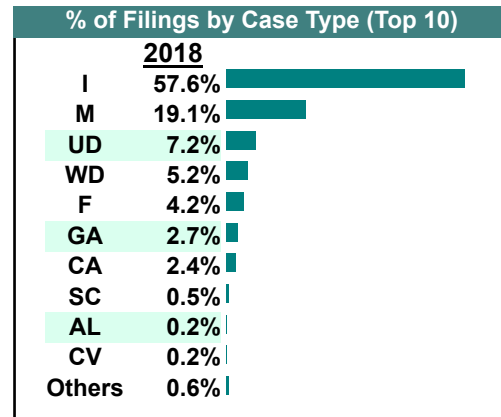
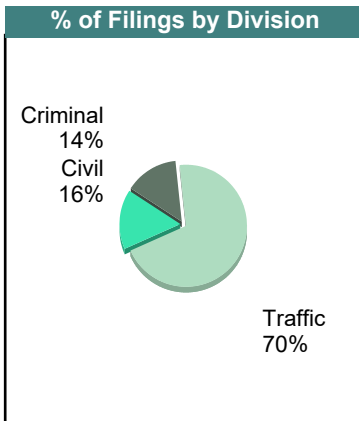
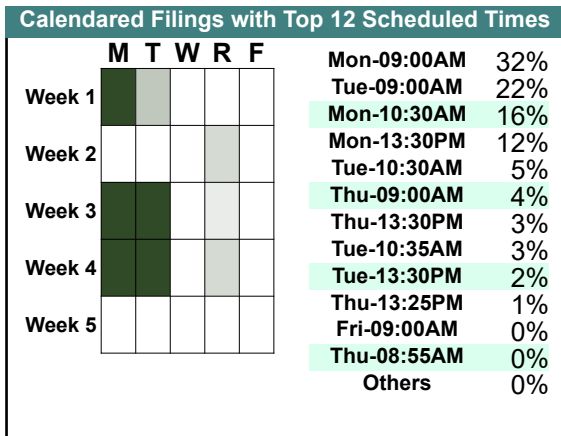
CASELOAD STATISTICS OF THE GENERAL DISTRICT COURTS

October 2018

Bristol

District: 28

		<u>Filings</u>	<u>Hearings</u>	<u>Transactions</u>	<u>Concluded</u>	<u>Cont</u>
<u>Criminal</u>						
Capias	CA	17	48	48	22	26
Civil Violation	CV	2	3	3	0	3
Felony	F	38	181	181	77	104
Misdemeanor	M	71	163	171	68	103
Show Cause	SC	5	12	12	6	6
Criminal Total		133	407	415	173	242
<u>Traffic</u>						
Capias	CA	6	12	12	6	6
Felony	F	2	7	7	2	5
Infraction	I	548	407	686	569	117
Misdemeanor	M	111	242	242	142	100
Show Cause	SC	0	2	2	2	-
Traffic Total		667	670	949	721	228
<u>Civil</u>						
Admin License	AL	2	0	2	2	-
Counter Claim	CC	1	0	1	1	-
Detinue	DT	0	0	1	1	-
Garnishment	GA	26	1	26	25	1
Interrogatory	IN	1	1	1	0	1
Protective Order	PO	2	3	6	3	3
Prelim Prot Order	PP	2	0	2	2	-
Unlawful Detainer	UD	68	40	76	62	14
Warrant in Debt	WD	49	63	70	51	19
Civil Total		151	108	185	147	38
Bristol Totals		951	1,185	1,549	1,041	508



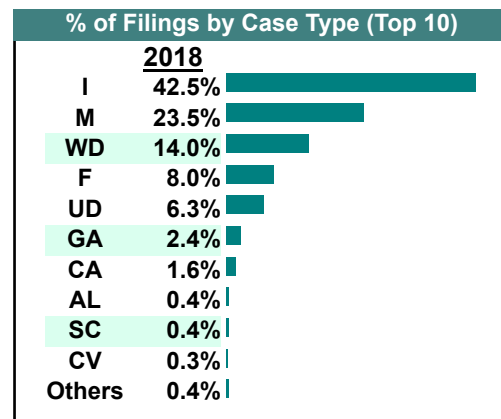
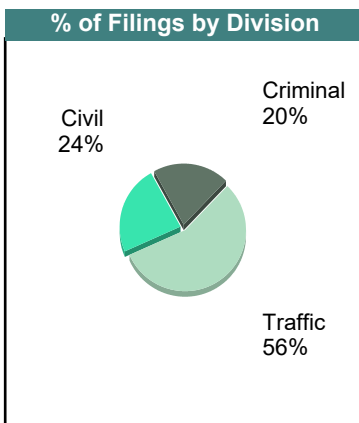
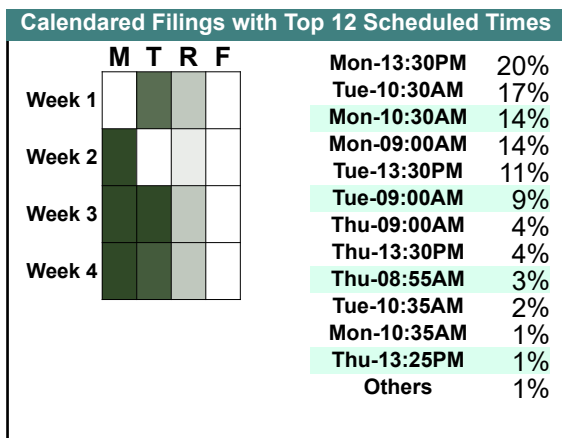
CASELOAD STATISTICS OF THE GENERAL DISTRICT COURTS

September 2018

Bristol

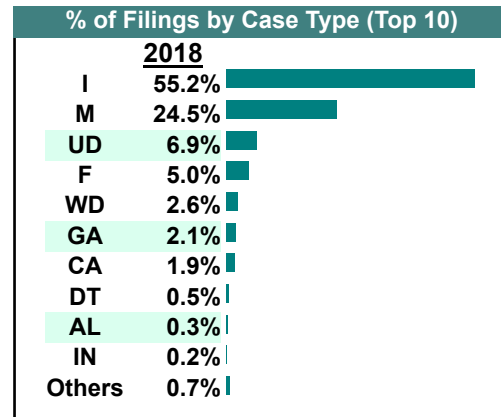
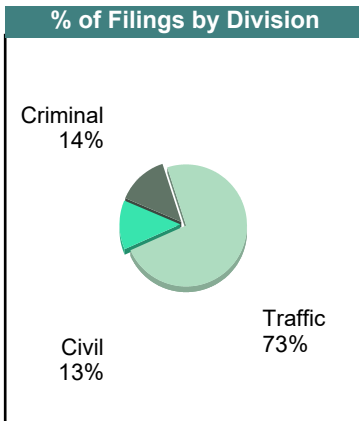
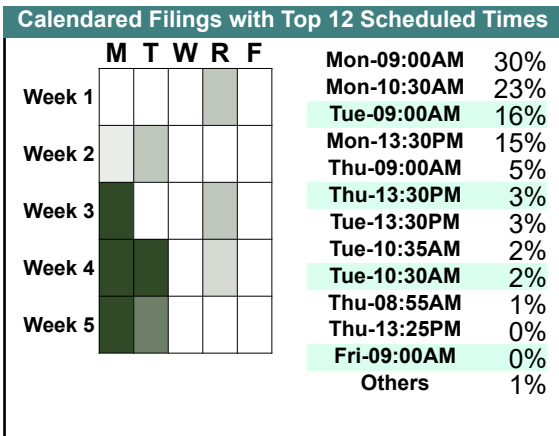
District: 28

		<u>Filings</u>	<u>Hearings</u>	<u>Transactions</u>	<u>Concluded</u>	<u>Cont</u>
<u>Criminal</u>						
Capias	CA	12	39	39	14	25
Civil Violation	CV	1	5	5	2	3
Felony	F	72	235	235	70	165
Misdemeanor	M	93	233	245	100	145
Show Cause	SC	3	7	7	4	3
Criminal Total		181	519	531	190	341
<u>Traffic</u>						
Capias	CA	2	12	12	2	10
Civil Violation	CV	2	2	2	0	2
Felony	F	0	2	2	0	2
Infraction	I	382	317	500	383	117
Misdemeanor	M	118	221	221	98	123
Show Cause	SC	1	1	1	1	-
Traffic Total		505	555	738	484	254
<u>Civil</u>						
Admin License	AL	4	0	4	4	-
Detinue	DT	0	1	2	1	-
Garnishment	GA	22	0	23	23	-
Impoundment	IM	2	0	2	2	-
Protective Order	PO	2	6	8	2	5
Unlawful Detainer	UD	57	27	65	60	5
Warrant in Debt	WD	126	117	140	111	29
Civil Total		213	151	244	203	39
Bristol Totals		899	1,225	1,513	877	634



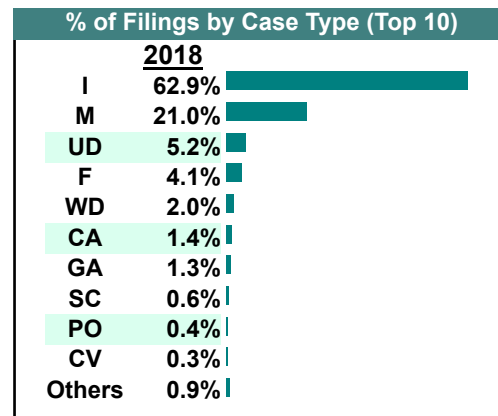
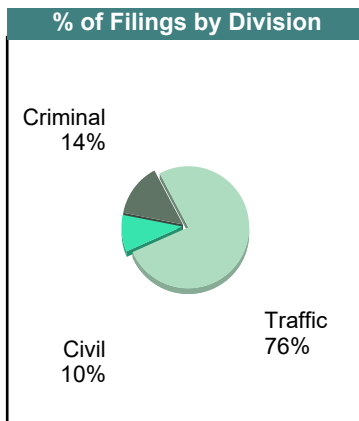
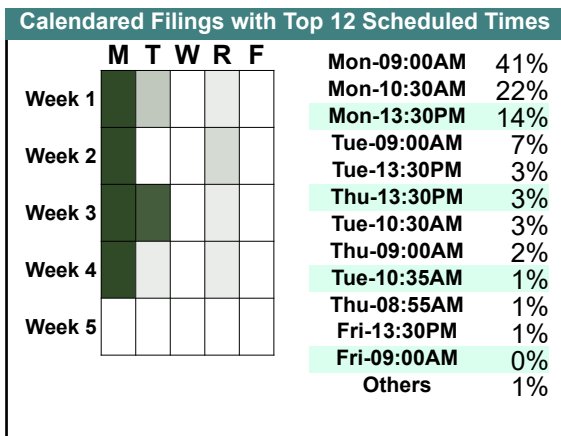
CASELOAD STATISTICS OF THE GENERAL DISTRICT COURTS

		<u>Filings</u>	<u>Hearings</u>	<u>Transactions</u>	<u>Concluded</u>	<u>Cont</u>
<u>Criminal</u>						
Capias	CA	15	37	37	12	25
Civil Violation	CV	0	2	2	0	2
Felony	F	50	184	184	61	123
Misdemeanor	M	74	161	167	57	110
Show Cause	SC	2	4	4	2	2
Criminal Total		141	388	394	132	262
<u>Traffic</u>						
Capias	CA	5	11	11	2	9
Felony	F	2	5	5	1	4
Infraction	I	570	399	663	550	112
Misdemeanor	M	179	280	280	139	141
Show Cause	SC	0	1	1	0	1
Traffic Total		756	696	960	692	267
<u>Civil</u>						
Admin License	AL	3	0	3	3	-
Detinue	DT	5	5	6	3	3
Garnishment	GA	22	1	22	21	-
Impoundment	IM	1	0	1	1	-
Interrogatory	IN	2	0	3	3	-
Protective Order	PO	2	3	5	2	2
Prelim Prot Order	PP	2	0	2	2	-
Unlawful Detainer	UD	71	40	82	72	10
Warrant in Debt	WD	27	29	39	36	3
Civil Total		135	78	163	143	18
Bristol Totals		1,032	1,162	1,517	967	547



July 2018

		Filings	Hearings	Transactions	Concluded	Cont
<u>Criminal</u>						
Capias	CA	11	32	32	11	21
Civil Violation	CV	3	4	4	0	4
Felony	F	48	165	165	40	125
Misdemeanor	M	96	191	204	74	130
Show Cause	SC	6	13	13	6	7
Criminal Total		164	405	418	131	287
<u>Traffic</u>						
Capias	CA	5	16	16	7	9
Civil Violation	CV	1	1	1	1	-
Felony	F	0	5	5	2	3
Infraction	I	738	499	838	669	169
Misdemeanor	M	150	269	269	156	113
Show Cause	SC	1	1	1	0	1
Traffic Total		895	791	1,130	835	295
<u>Civil</u>						
Abstract	AJ	1	0	1	1	-
Admin License	AL	2	0	2	2	-
Detinue	DT	4	2	8	6	2
Garnishment	GA	15	1	15	14	1
Protective Order	PO	5	4	10	6	4
Prelim Prot Order	PP	4	0	4	4	-
Unlawful Detainer	UD	61	30	68	57	11
Warrant in Debt	WD	23	37	45	26	19
Civil Total		115	74	153	116	37
Bristol Totals		1,174	1,270	1,701	1,082	619



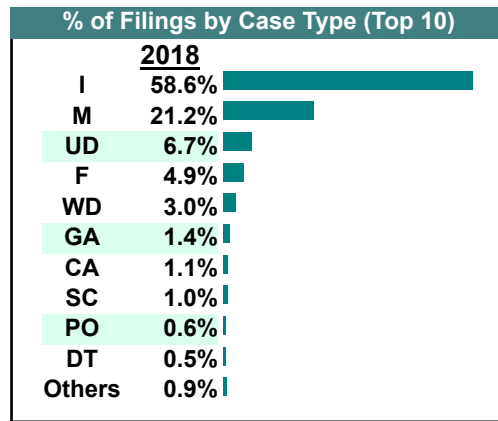
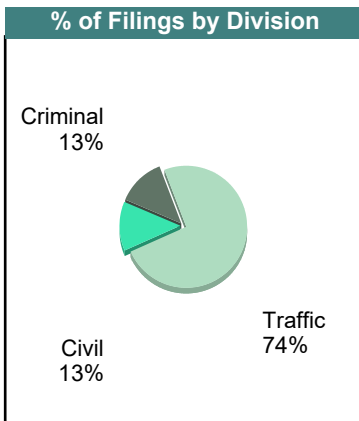
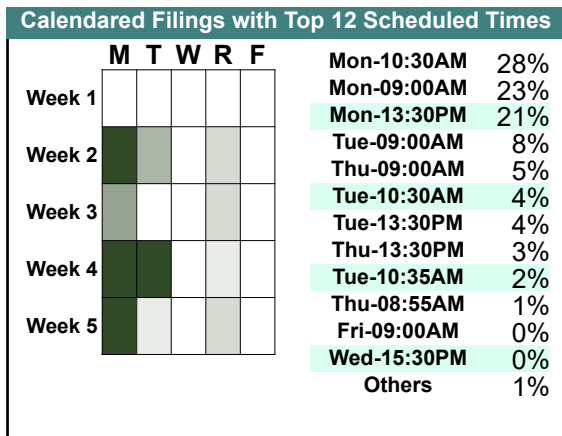
CASELOAD STATISTICS OF THE GENERAL DISTRICT COURTS

June 2018

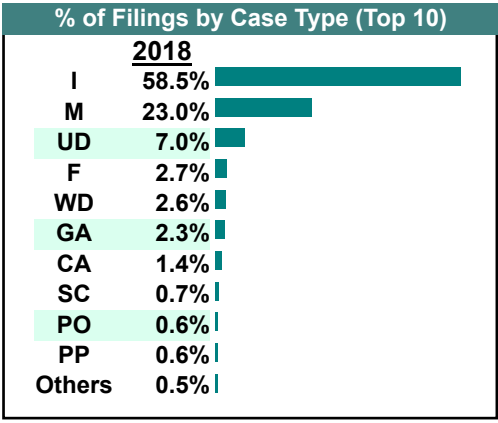
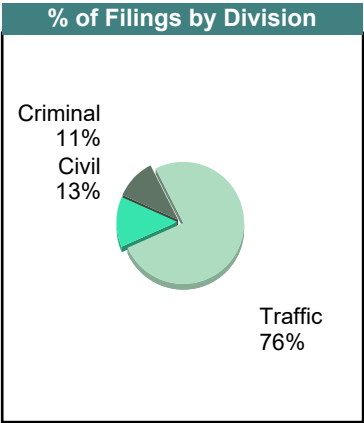
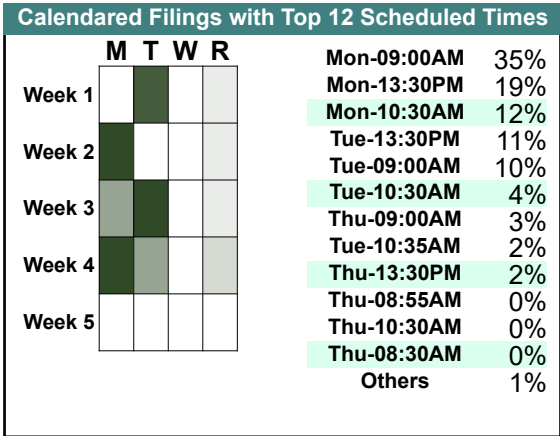
Bristol

District: 28

		<u>Filings</u>	<u>Hearings</u>	<u>Transactions</u>	<u>Concluded</u>	<u>Cont</u>
<u>Criminal</u>						
Capias	CA	7	42	42	18	24
Civil Violation	CV	1	7	7	4	3
Felony	F	48	212	212	50	162
Misdemeanor	M	61	180	182	78	104
Show Cause	SC	9	10	10	7	3
Criminal Total		126	451	453	157	296
<u>Traffic</u>						
Capias	CA	4	10	10	2	8
Felony	F	0	5	5	0	5
Infraction	I	572	407	695	582	113
Misdemeanor	M	146	248	249	126	123
Show Cause	SC	1	3	3	2	1
Traffic Total		723	673	962	712	250
<u>Civil</u>						
Admin License	AL	2	0	2	2	-
Detinue	DT	5	4	5	2	3
Garnishment	GA	14	3	19	16	3
Interrogatory	IN	1	1	1	0	1
Protective Order	PO	6	5	6	1	5
Prelim Prot Order	PP	5	0	5	5	-
Unlawful Detainer	UD	65	30	76	64	11
Warrant in Debt	WD	29	35	54	43	11
Civil Total		127	78	168	133	34
Bristol Totals		976	1,202	1,583	1,002	580

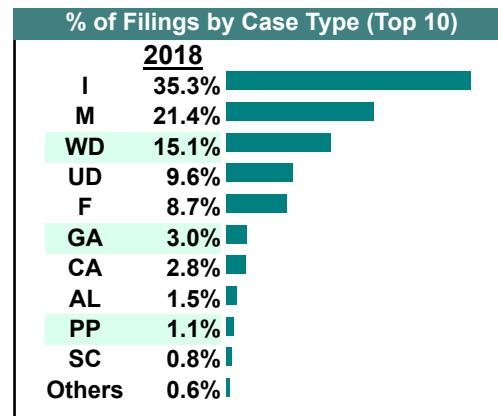
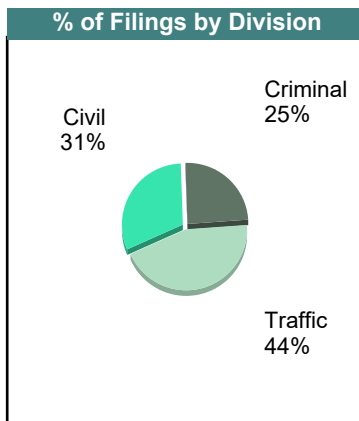
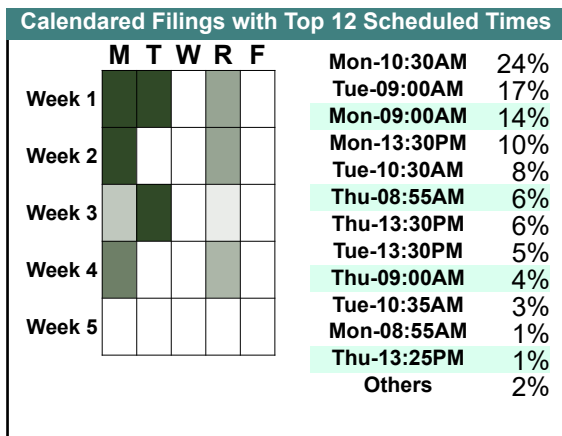


		<u>Filings</u>	<u>Hearings</u>	<u>Transactions</u>	<u>Concluded</u>	<u>Cont</u>
<u>Criminal</u>						
Capias	CA	11	46	46	16	30
Civil Violation	CV	2	4	4	0	4
Felony	F	26	187	187	32	155
Misdemeanor	M	59	176	180	65	115
Show Cause	SC	5	6	6	2	4
Criminal Total		103	419	423	115	308
<u>Traffic</u>						
Capias	CA	3	11	11	5	6
Felony	F	0	4	4	2	2
Infraction	I	565	394	699	591	108
Misdemeanor	M	163	277	277	160	117
Show Cause	SC	2	3	3	2	1
Traffic Total		733	689	994	760	234
<u>Civil</u>						
Admin License	AL	2	0	2	2	-
Detinue	DT	1	1	1	1	-
Garnishment	GA	22	2	22	20	2
Protective Order	PO	6	4	8	4	4
Prelim Prot Order	PP	6	0	6	6	-
Unlawful Detainer	UD	68	38	76	67	9
Warrant in Debt	WD	25	45	54	28	25
Civil Total		130	90	169	128	40
Bristol Totals		966	1,198	1,586	1,003	582



April 2018

		<u>Filings</u>	<u>Hearings</u>	<u>Transactions</u>	<u>Concluded</u>	<u>Cont</u>
<u>Criminal</u>						
Capias	CA	13	54	54	21	33
Civil Violation	CV	0	5	5	2	3
Felony	F	46	206	206	57	149
Misdemeanor	M	67	185	188	79	109
Show Cause	SC	4	6	6	5	1
Criminal Total		130	456	459	164	295
<u>Traffic</u>						
Capias	CA	2	11	11	7	4
Felony	F	0	4	4	1	3
Infraction	I	187	181	282	211	71
Misdemeanor	M	46	132	132	76	56
Show Cause	SC	0	1	1	0	1
Traffic Total		235	329	430	295	135
<u>Civil</u>						
Abstract	AJ	1	0	1	1	-
Admin License	AL	8	0	8	8	-
Detinue	DT	0	0	1	1	-
Garnishment	GA	16	0	16	16	-
Interrogatory	IN	0	0	1	1	-
Protective Order	PO	2	3	3	0	2
Prelim Prot Order	PP	6	0	6	6	-
Unlawful Detainer	UD	51	21	61	52	9
Warrant in Debt	WD	80	92	107	56	49
Civil Total		164	116	204	141	60
Bristol Totals		529	901	1,093	600	490



CASELOAD STATISTICS OF THE GENERAL DISTRICT COURTS

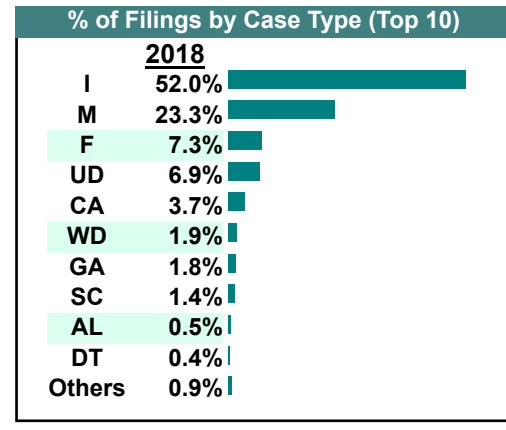
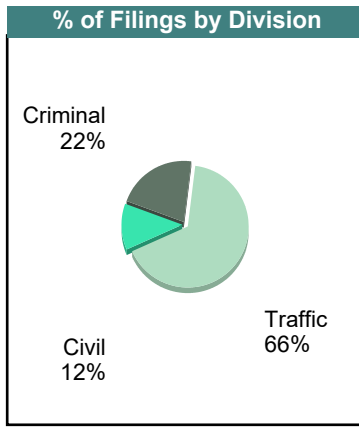
Bristol

March 2018

District: 28

		<u>Filings</u>	<u>Hearings</u>	<u>Transactions</u>	<u>Concluded</u>	<u>Cont</u>
<u>Criminal</u>						
Capias	CA	22	49	49	12	37
Civil Violation	CV	2	7	7	2	5
Felony	F	54	198	198	56	142
Misdemeanor	M	81	210	212	79	133
Show Cause	SC	10	15	15	13	2
Criminal Total		169	479	481	162	319
<u>Traffic</u>						
Capias	CA	7	24	24	16	8
Felony	F	3	7	7	1	6
Infraction	I	409	381	568	465	103
Misdemeanor	M	102	217	217	119	98
Show Cause	SC	0	1	1	0	1
Traffic Total		521	630	817	601	216
<u>Civil</u>						
Admin License	AL	4	0	4	4	-
Detinue	DT	3	2	4	2	2
Garnishment	GA	14	0	15	15	-
Interrogatory	IN	0	1	1	0	1
Other	OT	1	0	1	1	-
Protective Order	PO	2	2	5	3	2
Prelim Prot Order	PP	2	0	2	2	-
Petition-Restore Arms	PR	0	0	1	1	-
Show Cause	SC	1	0	1	1	-
Unlawful Detainer	UD	54	18	61	55	6
Warrant in Debt	WD	15	34	46	25	21
Civil Total		96	57	141	109	32
Bristol Totals		786	1,166	1,439	872	567

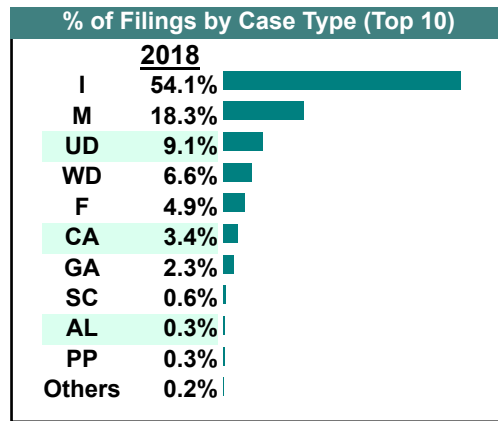
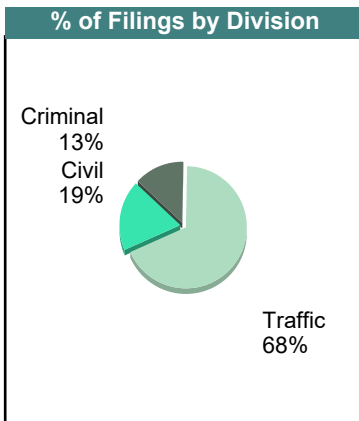
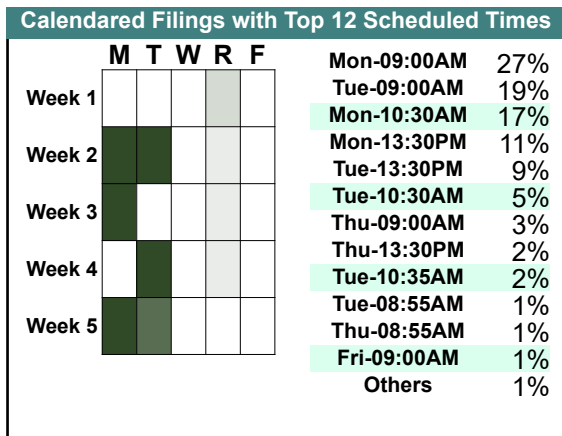
	M	T	W	R	F		
Week 1						Mon-09:00AM	35%
						Mon-10:30AM	18%
						Mon-13:30PM	16%
Week 2						Tue-09:00AM	10%
						Thu-13:30PM	4%
Week 3						Thu-09:00AM	4%
						Thu-08:55AM	2%
Week 4						Tue-13:30PM	2%
						Tue-10:30AM	2%
Week 5						Tue-10:35AM	2%
						Thu-13:25PM	2%
						Mon-08:55AM	1%
						Others	2%



CASELOAD STATISTICS OF THE GENERAL DISTRICT COURTS

February 2018

		<u>Filings</u>	<u>Hearings</u>	<u>Transactions</u>	<u>Concluded</u>	<u>Cont</u>
<u>Criminal</u>						
Capias	CA	25	60	60	26	34
Civil Violation	CV	0	4	4	2	2
Felony	F	56	214	214	45	169
Misdemeanor	M	67	195	200	93	107
Show Cause	SC	7	8	8	3	5
Criminal Total		155	481	486	169	317
<u>Traffic</u>						
Capias	CA	15	29	29	8	21
Felony	F	1	6	6	3	3
Infraction	I	636	473	780	615	165
Misdemeanor	M	148	342	342	215	127
Show Cause	SC	0	1	1	1	-
Traffic Total		800	851	1,158	842	316
<u>Civil</u>						
Admin License	AL	4	0	4	4	-
Detinue	DT	0	0	3	3	-
Garnishment	GA	27	0	27	27	-
Interrogatory	IN	0	1	1	0	1
Protective Order	PO	2	1	4	3	1
Prelim Prot Order	PP	3	0	3	3	-
Unlawful Detainer	UD	107	40	116	105	11
Warrant in Debt	WD	77	84	121	84	37
Civil Total		220	126	279	229	50
Bristol Totals		1,175	1,458	1,923	1,240	683



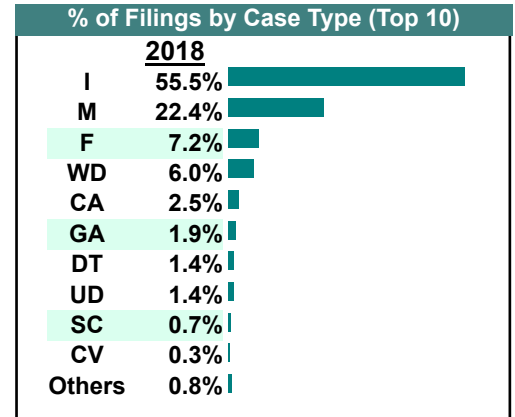
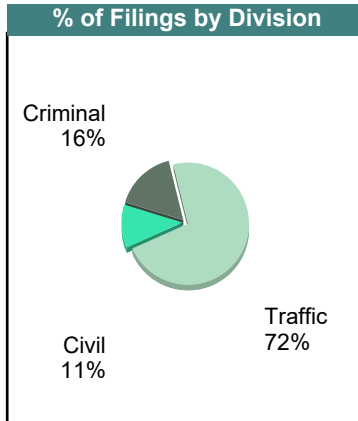
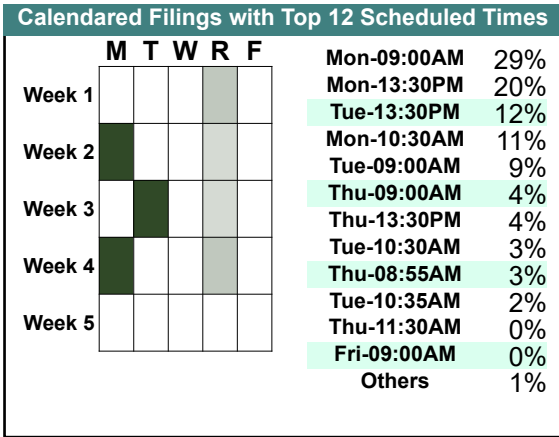
CASELOAD STATISTICS OF THE GENERAL DISTRICT COURTS

January 2018

Bristol

District: 28

		<u>Filings</u>	<u>Hearings</u>	<u>Transactions</u>	<u>Concluded</u>	<u>Cont</u>
<u>Criminal</u>						
Capias	CA	14	51	51	24	27
Civil Violation	CV	2	5	5	1	4
Felony	F	51	177	177	35	142
Misdemeanor	M	49	166	170	63	107
Show Cause	SC	3	4	4	3	1
Criminal Total		119	403	407	126	281
<u>Traffic</u>						
Capias	CA	4	10	10	1	9
Felony	F	2	5	5	1	4
Infraction	I	407	307	492	392	100
Misdemeanor	M	115	213	213	104	109
Show Cause	SC	2	2	2	1	1
Traffic Total		530	537	722	499	223
<u>Civil</u>						
Abstract	AJ	1	0	1	1	-
Admin License	AL	1	0	1	1	-
Detinue	DT	10	9	13	10	3
Garnishment	GA	14	2	14	12	-
Protective Order	PO	2	1	2	1	1
Prelim Prot Order	PP	1	0	1	1	-
Petition-Restore Arms	PR	1	1	1	0	1
Unlawful Detainer	UD	10	17	18	8	10
Warrant in Debt	WD	44	53	60	37	23
Civil Total		84	83	111	71	38
Bristol Totals		733	1,023	1,240	696	542

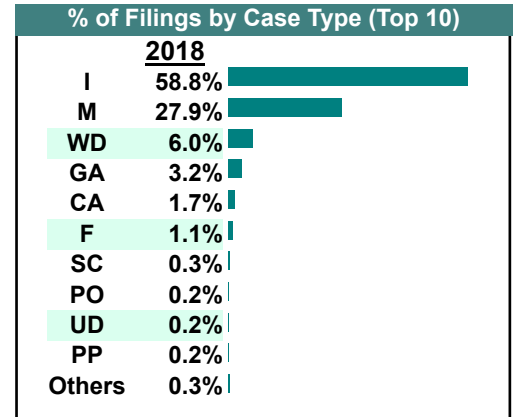
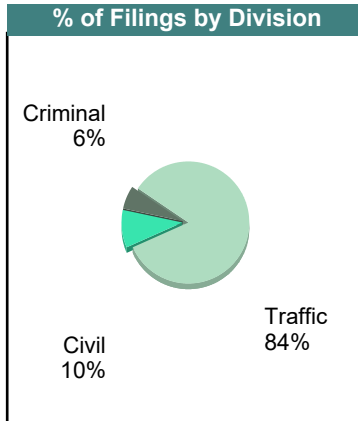
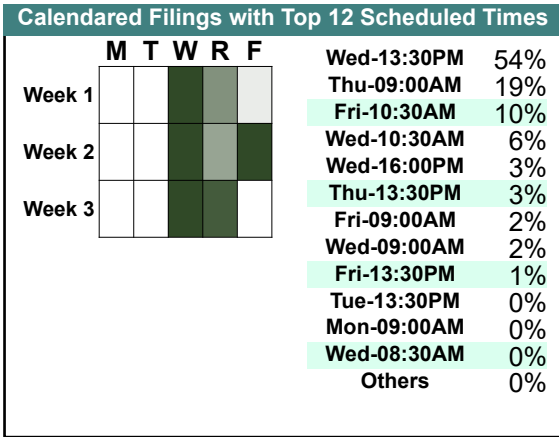


CASELOAD STATISTICS OF THE GENERAL DISTRICT COURTS

December 2018

Smyth
District: 28

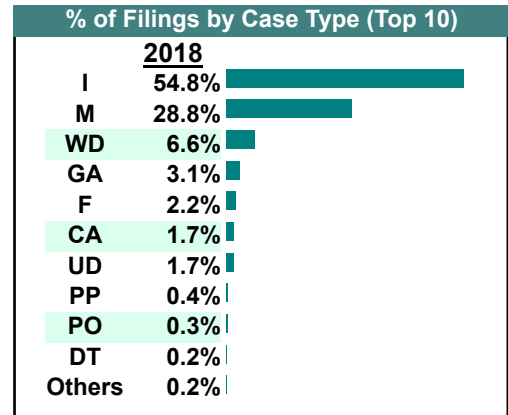
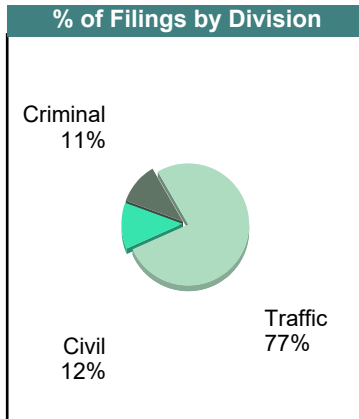
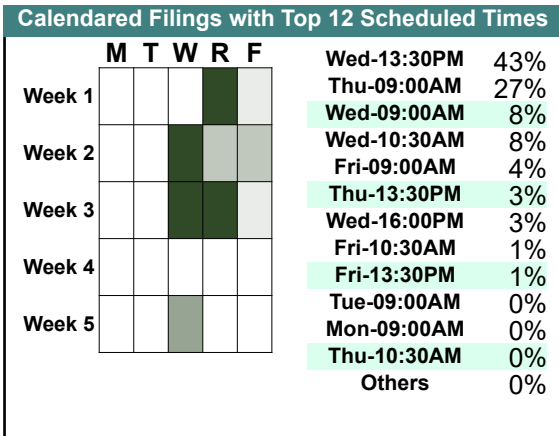
		<u>Filings</u>	<u>Hearings</u>	<u>Transactions</u>	<u>Concluded</u>	<u>Cont</u>
<u>Criminal</u>						
Capias	CA	30	52	52	23	27
Civil Violation	CV	2	6	6	3	3
Felony	F	27	108	144	64	79
Misdemeanor	M	92	265	265	103	154
Show Cause	SC	2	10	10	4	6
Criminal Total		153	441	477	197	269
<u>Traffic</u>						
Capias	CA	12	19	19	9	10
Felony	F	1	5	5	0	5
Infraction	I	1,470	814	1,638	1,376	254
Misdemeanor	M	605	969	974	537	426
Show Cause	SC	6	10	10	3	7
Traffic Total		2,094	1,817	2,646	1,925	702
<u>Civil</u>						
Detinue	DT	0	1	1	0	1
Garnishment	GA	81	8	81	73	1
Interrogatory	IN	2	2	2	0	2
Overweight	OC	1	1	1	0	-
Other	OT	3	1	3	2	-
Protective Order	PO	6	0	6	6	-
Prelim Prot Order	PP	4	4	7	3	1
Unlawful Detainer	UD	6	6	7	6	1
Warrant in Debt	WD	149	163	188	129	57
Civil Total		252	186	296	219	63
Smyth Totals		2,499	2,444	3,419	2,341	1,034



CASELOAD STATISTICS OF THE GENERAL DISTRICT COURTS

November 2018

		<u>Filings</u>	<u>Hearings</u>	<u>Transactions</u>	<u>Concluded</u>	<u>Cont</u>
<u>Criminal</u>						
Capias	CA	21	51	51	30	21
Civil Violation	CV	0	3	3	2	1
Felony	F	37	99	119	42	77
Misdemeanor	M	124	246	247	93	152
Show Cause	SC	2	10	10	5	5
Criminal Total		184	409	430	172	256
<u>Traffic</u>						
Capias	CA	8	19	19	8	11
Felony	F	0	1	1	0	1
Infraction	I	910	586	1,090	961	127
Misdemeanor	M	355	660	663	390	269
Show Cause	SC	1	9	9	5	4
Traffic Total		1,274	1,275	1,782	1,364	412
<u>Civil</u>						
Detinue	DT	3	4	4	3	1
Garnishment	GA	51	4	51	47	-
Other	OT	1	1	1	0	-
Protective Order	PO	5	0	5	5	-
Prelim Prot Order	PP	6	0	6	6	-
Show Cause	SC	0	1	1	0	-
Unlawful Detainer	UD	28	23	28	25	3
Warrant in Debt	WD	110	126	159	107	50
Civil Total		204	159	255	193	54
Smyth Totals		1,662	1,843	2,467	1,729	722

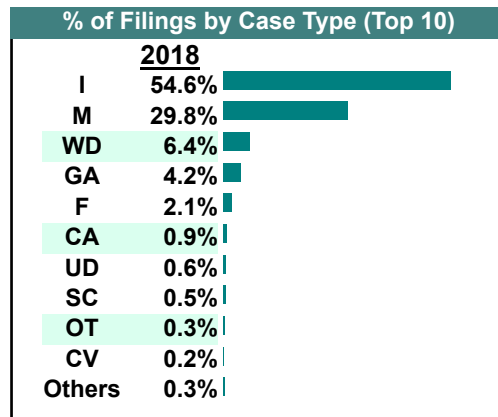
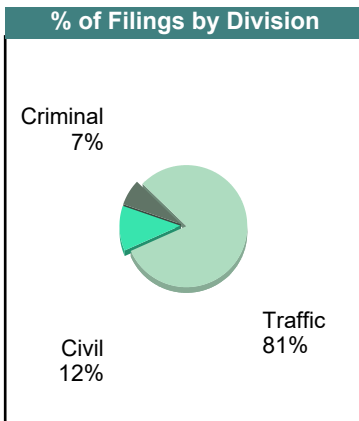
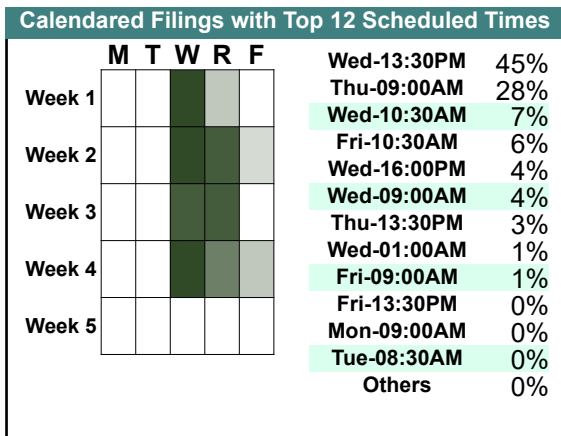


CASELOAD STATISTICS OF THE GENERAL DISTRICT COURTS

October 2018

Smyth
District: 28

		<u>Filings</u>	<u>Hearings</u>	<u>Transactions</u>	<u>Concluded</u>	<u>Cont</u>
<u>Criminal</u>						
Capias	CA	18	43	43	17	26
Civil Violation	CV	4	9	9	4	5
Felony	F	46	143	166	49	117
Misdemeanor	M	84	334	334	167	165
Show Cause	SC	5	9	9	3	6
Criminal Total		157	538	561	240	319
<u>Traffic</u>						
Capias	CA	2	18	18	9	9
Civil Violation	CV	1	0	1	1	-
Felony	F	1	3	4	2	2
Infraction	I	1,221	724	1,349	1,103	236
Misdemeanor	M	583	868	871	465	403
Show Cause	SC	7	12	12	5	7
Traffic Total		1,815	1,625	2,255	1,585	657
<u>Civil</u>						
Detinue	DT	1	1	1	0	1
Garnishment	GA	95	1	96	95	-
Impoundment	IM	2	2	2	0	-
Other	OT	6	3	6	3	-
Prelim Prot Order	PP	3	1	3	2	1
Unlawful Detainer	UD	14	12	15	12	1
Warrant in Debt	WD	144	144	168	123	44
Civil Total		265	164	291	235	47
Smyth Totals		2,237	2,327	3,107	2,060	1,023

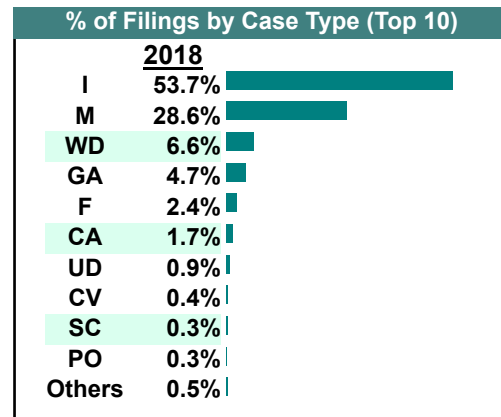
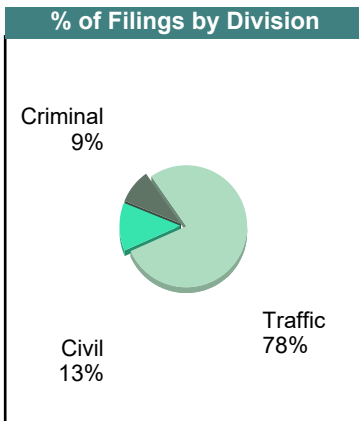
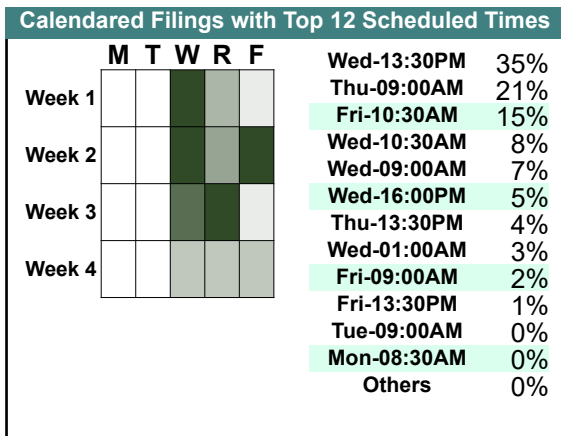


CASELOAD STATISTICS OF THE GENERAL DISTRICT COURTS

September 2018

Smyth
District: 28

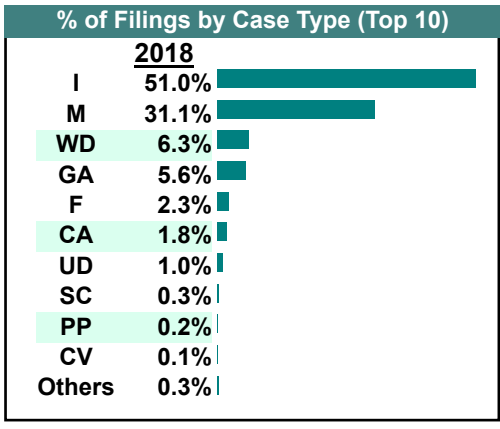
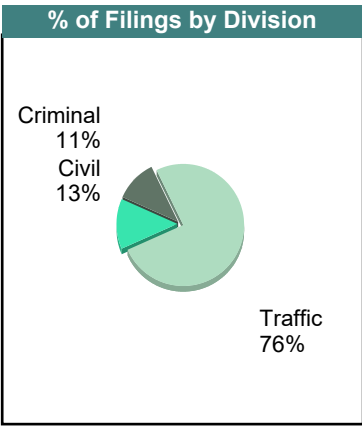
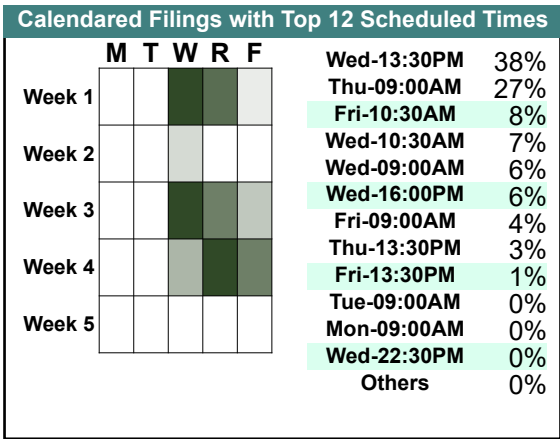
		<u>Filings</u>	<u>Hearings</u>	<u>Transactions</u>	<u>Concluded</u>	<u>Cont</u>
<u>Criminal</u>						
Capias	CA	19	47	47	24	23
Civil Violation	CV	6	10	10	3	5
Felony	F	45	113	129	37	92
Misdemeanor	M	97	270	273	130	142
Show Cause	SC	6	10	10	5	4
Criminal Total		173	450	469	199	266
<u>Traffic</u>						
Capias	CA	13	23	23	11	12
Civil Violation	CV	1	1	1	1	-
Felony	F	2	3	4	1	3
Infraction	I	1,040	589	1,171	1,053	111
Misdemeanor	M	457	829	832	489	337
Traffic Total		1,513	1,445	2,031	1,555	463
<u>Civil</u>						
Detinue	DT	1	1	1	1	-
Garnishment	GA	90	3	90	87	1
Other	OT	3	1	3	2	-
Protective Order	PO	5	0	5	5	-
Prelim Prot Order	PP	5	2	6	4	-
Show Cause	SC	0	1	1	0	1
Unlawful Detainer	UD	18	17	22	20	1
Warrant in Debt	WD	127	125	152	117	35
Civil Total		249	150	280	236	38
Smyth Totals		1,935	2,045	2,780	1,990	767



CASELOAD STATISTICS OF THE GENERAL DISTRICT COURTS

August 2018

		<u>Filings</u>	<u>Hearings</u>	<u>Transactions</u>	<u>Concluded</u>	<u>Cont</u>
<u>Criminal</u>						
Capias	CA	26	57	57	24	33
Civil Violation	CV	2	6	6	2	4
Felony	F	42	127	157	48	108
Misdemeanor	M	140	389	389	110	278
Show Cause	SC	2	6	6	2	4
Criminal Total		212	585	615	186	427
<u>Traffic</u>						
Capias	CA	9	26	26	12	14
Felony	F	3	5	6	1	5
Infraction	I	991	580	1,133	976	155
Misdemeanor	M	465	779	779	419	358
Show Cause	SC	2	8	8	3	5
Traffic Total		1,470	1,398	1,952	1,411	537
<u>Civil</u>						
Detinue	DT	1	0	1	1	-
Garnishment	GA	109	3	109	106	-
Impoundment	IM	2	0	2	2	-
Overweight	OC	0	0	1	1	-
Other	OT	1	1	1	0	-
Protective Order	PO	2	0	2	2	-
Prelim Prot Order	PP	3	1	3	2	-
Show Cause	SC	1	1	1	0	1
Unlawful Detainer	UD	20	19	25	19	4
Warrant in Debt	WD	122	144	181	129	49
Civil Total		261	169	326	262	54
Smyth Totals		1,943	2,152	2,893	1,859	1,018

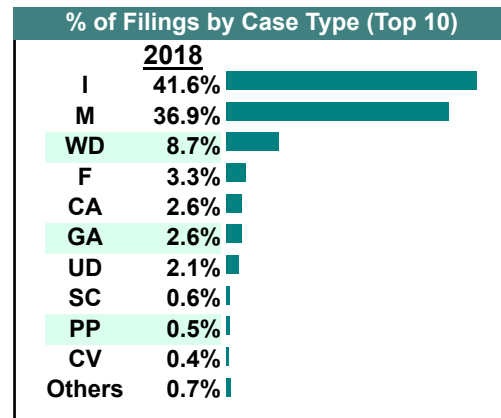
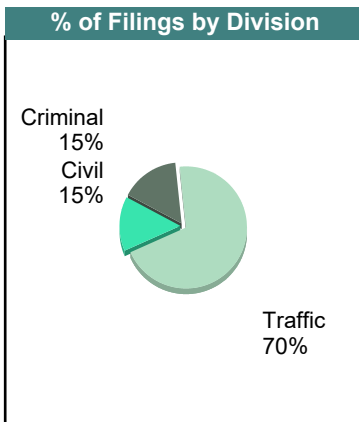
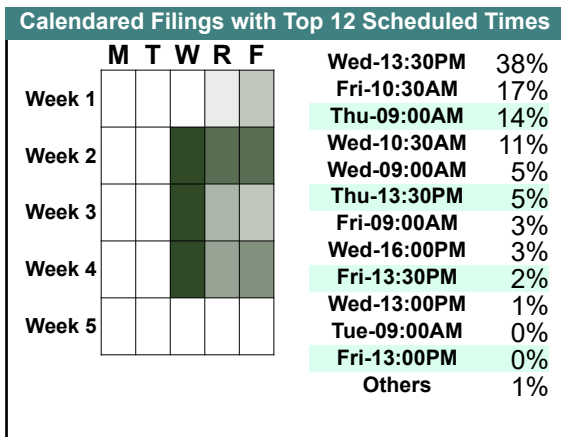


CASELOAD STATISTICS OF THE GENERAL DISTRICT COURTS

July 2018

Smyth
District: 28

		<u>Filings</u>	<u>Hearings</u>	<u>Transactions</u>	<u>Concluded</u>	<u>Cont</u>
<u>Criminal</u>						
Capias	CA	19	36	36	15	20
Civil Violation	CV	5	5	5	0	5
Felony	F	38	82	99	31	68
Misdemeanor	M	111	211	211	78	131
Show Cause	SC	4	10	10	5	5
Criminal Total		177	344	361	129	229
<u>Traffic</u>						
Capias	CA	11	21	21	11	10
Felony	F	0	2	2	0	2
Infraction	I	480	373	608	505	100
Misdemeanor	M	314	600	600	362	234
Show Cause	SC	3	6	6	3	2
Traffic Total		808	1,002	1,237	881	348
<u>Civil</u>						
Admin License	AL	2	0	2	2	-
Detinue	DT	0	2	2	2	-
Garnishment	GA	30	0	30	30	-
Overweight	OC	2	1	2	1	1
Other	OT	2	2	2	0	-
Protective Order	PO	1	0	1	1	-
Prelim Prot Order	PP	6	1	7	6	1
Petition-Restore Arms	PR	1	0	1	1	-
Unlawful Detainer	UD	24	26	30	23	7
Warrant in Debt	WD	100	101	138	108	27
Civil Total		168	133	215	174	36
Smyth Totals		1,153	1,479	1,813	1,184	613



CASELOAD STATISTICS OF THE GENERAL DISTRICT COURTS

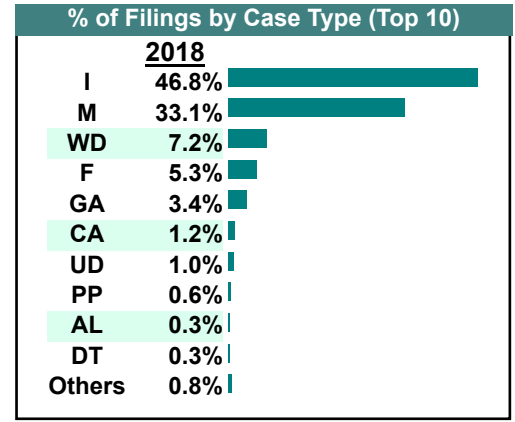
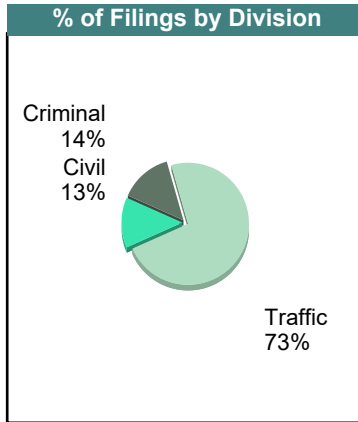
June 2018

Smyth
District: 28

		<u>Filings</u>	<u>Hearings</u>	<u>Transactions</u>	<u>Concluded</u>	<u>Cont</u>
<u>Criminal</u>						
Capias	CA	14	34	34	14	18
Civil Violation	CV	1	3	3	0	3
Felony	F	74	163	196	57	138
Misdemeanor	M	110	286	289	124	164
Show Cause	SC	0	12	12	7	4
Criminal Total		199	498	534	202	327
<u>Traffic</u>						
Capias	CA	3	25	25	11	14
Felony	F	2	3	4	2	2
Infraction	I	670	538	927	772	154
Misdemeanor	M	363	700	700	355	345
Show Cause	SC	3	6	6	3	3
Traffic Total		1,041	1,272	1,662	1,143	518
<u>Civil</u>						
Abstract	AJ	2	0	2	2	-
Admin License	AL	5	0	5	5	-
Bond Forfeiture	BF	1	0	1	1	-
Detinue	DT	4	5	5	1	3
Garnishment	GA	49	1	50	49	-
Impoundment	IM	1	1	1	0	-
Overweight	OC	1	1	1	0	-
Protective Order	PO	2	0	2	2	-
Prelim Prot Order	PP	8	0	8	8	-
Unlawful Detainer	UD	15	12	20	18	2
Warrant in Debt	WD	103	114	150	109	39
Civil Total		191	134	245	195	44
Smyth Totals		1,431	1,904	2,441	1,540	889

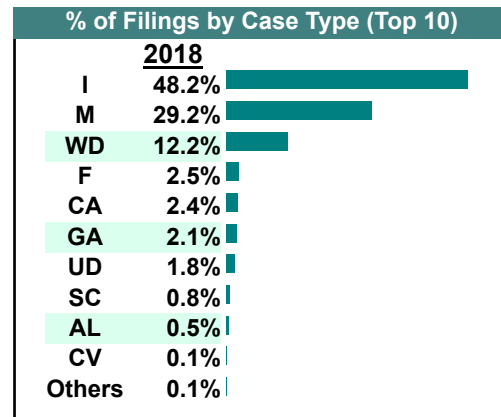
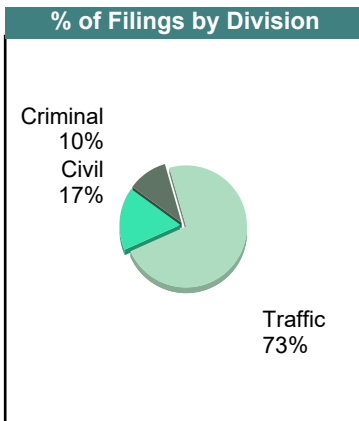
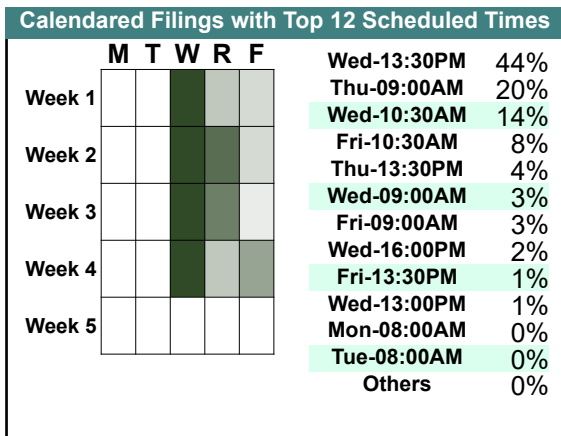
Calendarized Filings with Top 12 Scheduled Times

	M	T	W	R	F		
Week 1						Wed-13:30PM	32%
						Thu-09:00AM	28%
						Fri-10:30AM	13%
Week 2						Wed-10:30AM	9%
						Wed-09:00AM	4%
Week 3						Thu-13:30PM	4%
						Wed-16:00PM	3%
Week 4						Wed-13:00PM	3%
						Fri-13:30PM	2%
Week 5						Fri-09:00AM	2%
						Fri-13:00PM	1%
						Thu-13:00PM	0%
						Others	1%



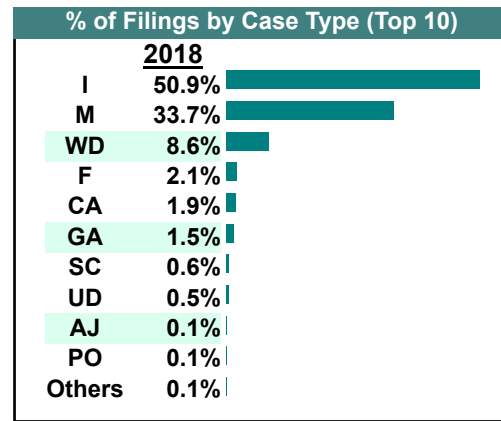
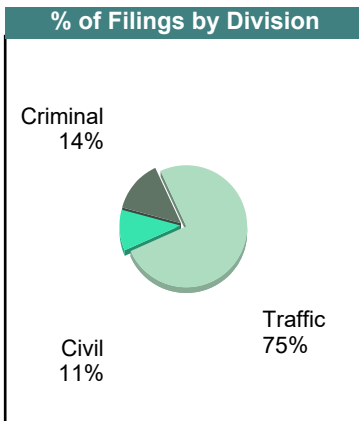
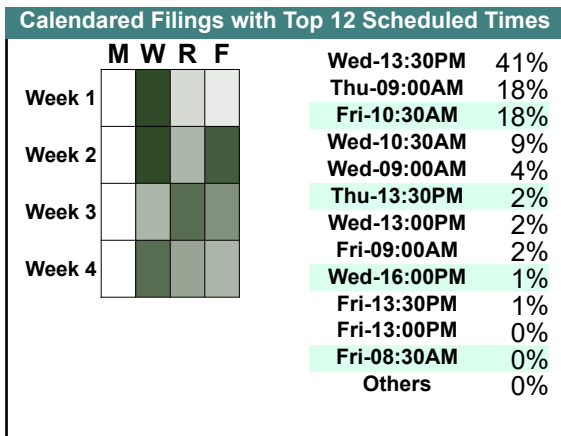
May 2018

		<u>Filings</u>	<u>Hearings</u>	<u>Transactions</u>	<u>Concluded</u>	<u>Cont</u>
<u>Criminal</u>						
Capias	CA	17	39	39	20	19
Civil Violation	CV	1	7	7	5	2
Felony	F	33	112	138	50	88
Misdemeanor	M	81	196	196	68	128
Show Cause	SC	6	21	21	6	15
Criminal Total		138	375	401	149	252
<u>Traffic</u>						
Capias	CA	15	36	36	19	17
Felony	F	1	5	6	2	4
Infraction	I	646	465	771	645	121
Misdemeanor	M	310	646	646	352	290
Show Cause	SC	5	15	15	6	9
Traffic Total		977	1,167	1,474	1,024	441
<u>Civil</u>						
Admin License	AL	7	0	7	7	-
Garnishment	GA	28	4	30	26	3
Interrogatory	IN	1	1	1	0	-
Prelim Prot Order	PP	1	0	1	1	-
Unlawful Detainer	UD	24	24	28	20	7
Warrant in Debt	WD	164	172	203	146	56
Civil Total		225	201	270	200	66
Smyth Totals		1,340	1,743	2,145	1,373	759



April 2018

		<u>Filings</u>	<u>Hearings</u>	<u>Transactions</u>	<u>Concluded</u>	<u>Cont</u>
<u>Criminal</u>						
Capias	CA	21	53	53	24	27
Civil Violation	CV	0	3	3	1	2
Felony	F	32	110	153	64	89
Misdemeanor	M	156	314	315	99	213
Show Cause	SC	5	7	7	2	5
Criminal Total		214	487	531	190	336
<u>Traffic</u>						
Capias	CA	8	24	24	13	11
Felony	F	0	3	3	1	2
Infraction	I	775	519	914	747	167
Misdemeanor	M	357	701	701	364	337
Show Cause	SC	4	6	6	3	3
Traffic Total		1,144	1,253	1,648	1,128	520
<u>Civil</u>						
Abstract	AJ	1	0	1	1	-
Garnishment	GA	23	3	23	20	-
Protective Order	PO	1	1	1	0	-
Prelim Prot Order	PP	1	0	1	1	-
Unlawful Detainer	UD	7	11	11	8	3
Warrant in Debt	WD	131	143	199	148	48
Civil Total		164	158	236	178	51
Smyth Totals		1,522	1,898	2,415	1,496	907

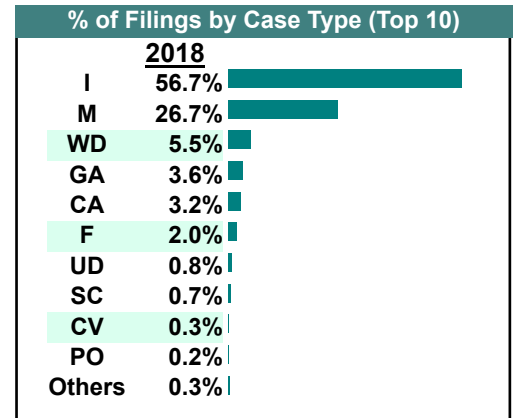
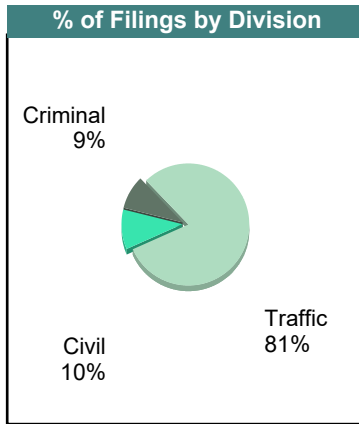
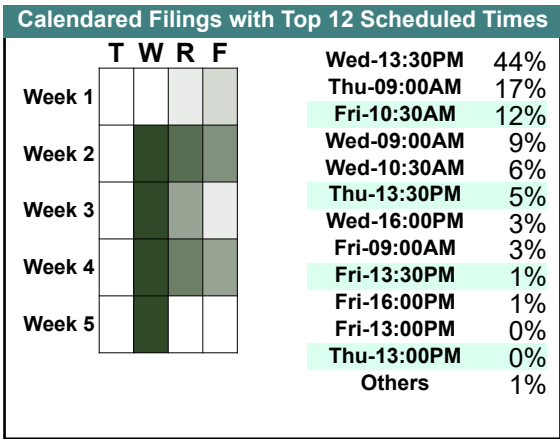


CASELOAD STATISTICS OF THE GENERAL DISTRICT COURTS

March 2018

Smyth
District: 28

		<u>Filings</u>	<u>Hearings</u>	<u>Transactions</u>	<u>Concluded</u>	<u>Cont</u>
<u>Criminal</u>						
Capias	CA	34	68	68	36	31
Civil Violation	CV	2	5	5	2	3
Felony	F	31	166	193	71	120
Misdemeanor	M	65	245	246	100	146
Show Cause	SC	9	12	12	0	12
Criminal Total		141	496	524	209	312
<u>Traffic</u>						
Capias	CA	16	33	33	7	26
Civil Violation	CV	2	2	2	2	-
Felony	F	1	5	7	4	3
Infraction	I	892	612	1,067	830	237
Misdemeanor	M	354	764	765	406	356
Show Cause	SC	2	11	11	3	8
Traffic Total		1,267	1,427	1,885	1,252	630
<u>Civil</u>						
Admin License	AL	1	0	1	1	-
Detinue	DT	1	1	2	2	-
Garnishment	GA	57	3	57	54	-
Impoundment	IM	1	1	1	0	-
Interrogatory	IN	0	0	1	1	-
Protective Order	PO	3	1	3	2	-
Prelim Prot Order	PP	2	0	2	2	-
Unlawful Detainer	UD	12	11	14	10	4
Warrant in Debt	WD	87	90	113	90	21
Civil Total		164	107	194	162	25
Smyth Totals		1,572	2,030	2,603	1,623	967



CASELOAD STATISTICS OF THE GENERAL DISTRICT COURTS

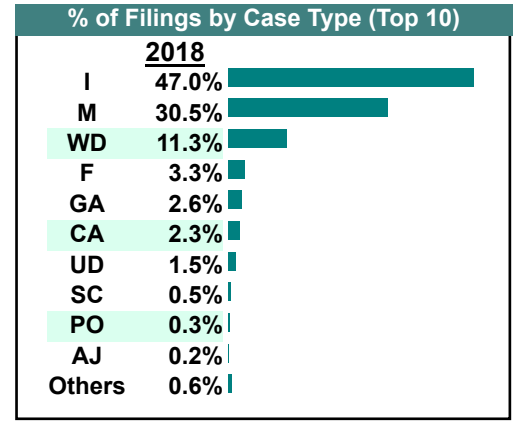
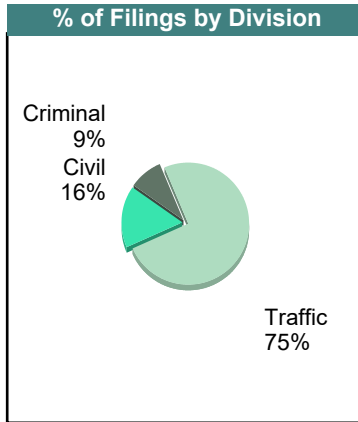
February 2018

Smyth
District: 28

		<u>Filings</u>	<u>Hearings</u>	<u>Transactions</u>	<u>Concluded</u>	<u>Cont</u>
<u>Criminal</u>						
Capias	CA	28	60	60	25	35
Civil Violation	CV	2	4	4	0	4
Felony	F	51	197	250	69	181
Misdemeanor	M	59	262	262	111	151
Show Cause	SC	3	8	8	5	3
Criminal Total		143	531	584	210	374
<u>Traffic</u>						
Capias	CA	8	17	17	5	12
Civil Violation	CV	0	1	1	1	-
Felony	F	1	6	6	0	6
Infraction	I	752	530	914	734	178
Misdemeanor	M	429	850	850	449	400
Show Cause	SC	5	9	9	1	8
Traffic Total		1,195	1,413	1,797	1,190	604
<u>Civil</u>						
Abstract	AJ	3	0	3	3	-
Admin License	AL	3	0	3	3	-
Detinue	DT	0	1	1	0	1
Garnishment	GA	42	3	44	41	-
Impoundment	IM	1	0	1	1	-
Protective Order	PO	5	3	6	3	1
Prelim Prot Order	PP	3	0	3	3	-
Tenants Assertion	TA	1	1	1	1	-
Unlawful Detainer	UD	24	21	26	23	3
Warrant in Debt	WD	180	171	230	170	57
Civil Total		262	200	318	248	62
Smyth Totals		1,600	2,144	2,699	1,648	1,040

Calendared Filings with Top 12 Scheduled Times					
	M	T	W	R	F
Week 1					
Week 2					
Week 3					
Week 4					
Week 5					

Wed-13:30PM	31%
Thu-09:00AM	21%
Fri-10:30AM	19%
Wed-10:30AM	13%
Thu-13:30PM	5%
Wed-09:00AM	4%
Wed-16:00PM	2%
Fri-09:00AM	1%
Thu-10:30AM	1%
Wed-13:00PM	1%
Fri-13:30PM	1%
Wed-08:00AM	1%
Others	1%

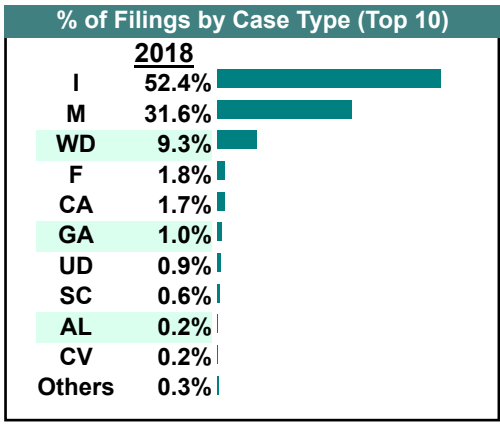
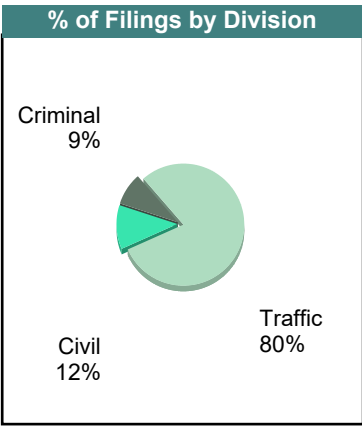
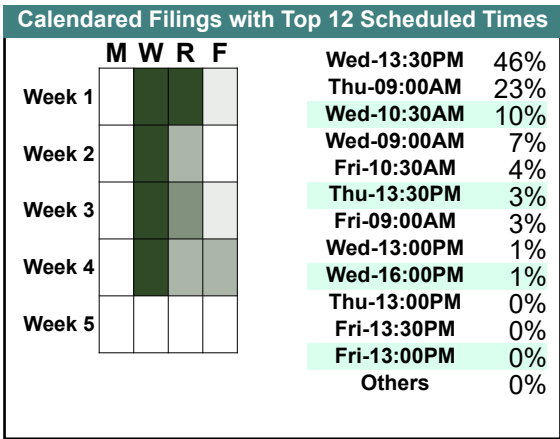


CASELOAD STATISTICS OF THE GENERAL DISTRICT COURTS

January 2018

Smyth
District: 28

		<u>Filings</u>	<u>Hearings</u>	<u>Transactions</u>	<u>Concluded</u>	<u>Cont</u>
<u>Criminal</u>						
Capias	CA	22	48	48	22	26
Civil Violation	CV	2	9	9	5	4
Felony	F	34	155	175	42	133
Misdemeanor	M	111	325	326	142	182
Show Cause	SC	2	8	8	4	4
Criminal Total		171	545	566	215	349
<u>Traffic</u>						
Capias	CA	11	31	31	13	18
Civil Violation	CV	1	1	1	0	1
Felony	F	2	5	6	1	5
Infraction	I	1,028	687	1,224	1,045	173
Misdemeanor	M	508	915	915	495	419
Show Cause	SC	10	13	13	6	7
Traffic Total		1,560	1,652	2,190	1,560	623
<u>Civil</u>						
Admin License	AL	3	2	3	1	-
Garnishment	GA	20	15	31	16	13
Impoundment	IM	2	0	2	2	-
Interrogatory	IN	1	2	2	0	1
Protective Order	PO	1	0	1	1	-
Prelim Prot Order	PP	1	0	1	1	-
Petition-Restore Arms	PR	1	0	1	1	-
Unlawful Detainer	UD	18	23	25	19	2
Warrant in Debt	WD	182	207	226	155	66
Civil Total		229	249	292	196	82
Smyth Totals		1,960	2,446	3,048	1,971	1,054



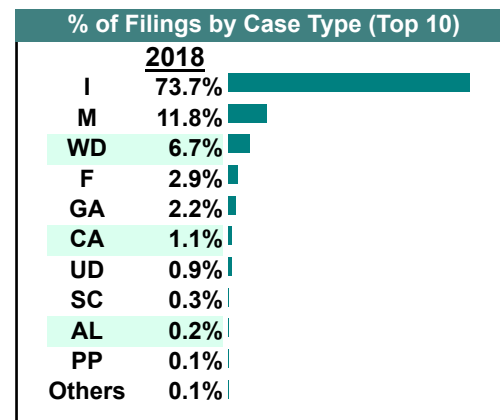
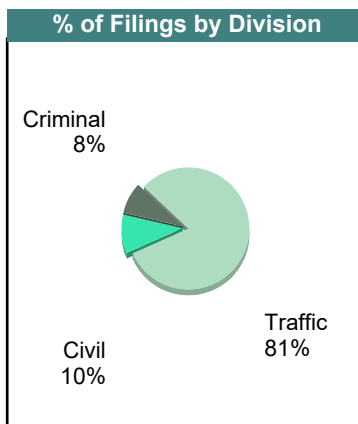
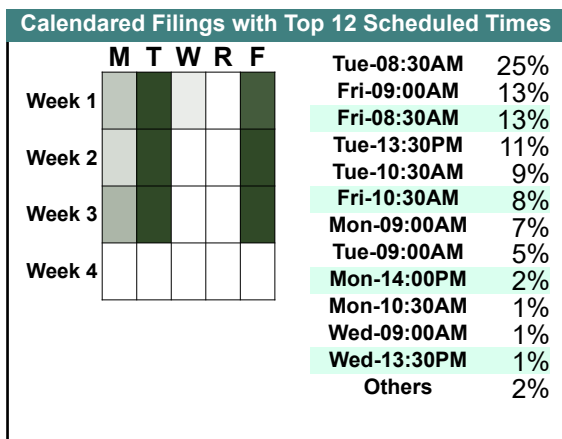
CASELOAD STATISTICS OF THE GENERAL DISTRICT COURTS

December 2018

Washington

District: 28

		<u>Filings</u>	<u>Hearings</u>	<u>Transactions</u>	<u>Concluded</u>	<u>Cont</u>
<u>Criminal</u>						
Capias	CA	22	70	70	23	47
Civil Violation	CV	0	2	2	1	1
Felony	F	86	311	311	107	204
Misdemeanor	M	134	375	382	162	219
Show Cause	SC	6	19	19	9	10
Criminal Total		248	777	784	302	481
<u>Traffic</u>						
Capias	CA	10	44	44	15	28
Felony	F	1	12	12	1	11
Infraction	I	2,217	1,213	2,494	2,175	303
Misdemeanor	M	221	466	466	244	220
Show Cause	SC	1	3	3	2	1
Traffic Total		2,450	1,738	3,019	2,437	563
<u>Civil</u>						
Admin License	AL	6	1	6	5	1
Garnishment	GA	67	0	67	67	-
Overweight	OC	2	2	3	1	2
Other	OT	0	0	1	1	-
Protective Order	PO	2	2	5	3	1
Prelim Prot Order	PP	4	1	4	3	1
Petition-Restore Arms	PR	0	0	1	1	-
Show Cause	SC	1	1	2	1	1
Unlawful Detainer	UD	28	32	39	13	26
Warrant in Debt	WD	201	197	245	115	130
Civil Total		311	236	373	210	162
Washington Totals		3,009	2,751	4,176	2,949	1,206



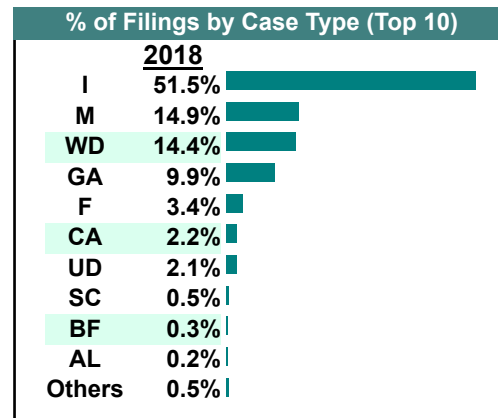
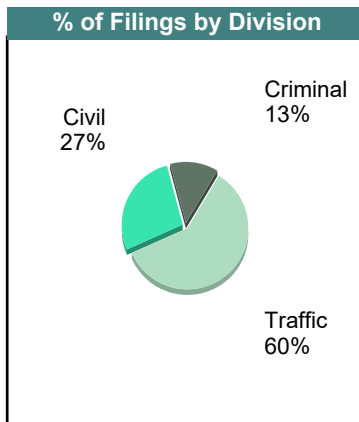
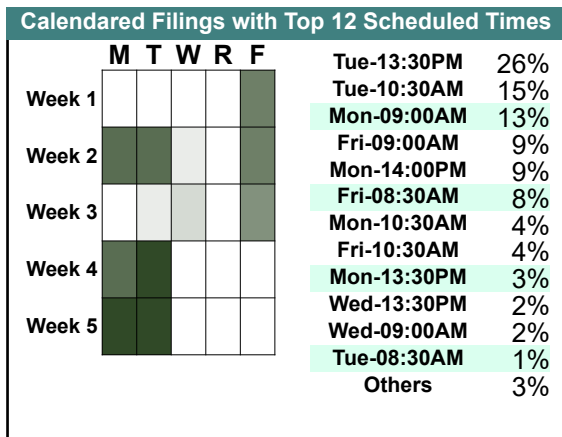
CASELOAD STATISTICS OF THE GENERAL DISTRICT COURTS

November 2018

Washington

District: 28

		<u>Filings</u>	<u>Hearings</u>	<u>Transactions</u>	<u>Concluded</u>	<u>Cont</u>
<u>Criminal</u>						
Capias	CA	22	60	60	24	35
Civil Violation	CV	1	6	6	3	3
Felony	F	41	147	147	49	98
Misdemeanor	M	98	254	256	99	153
Show Cause	SC	4	6	6	1	5
Criminal Total		166	473	475	176	294
<u>Traffic</u>						
Capias	CA	6	18	18	9	9
Felony	F	3	7	7	2	5
Infraction	I	670	424	819	660	155
Misdemeanor	M	96	188	188	90	97
Show Cause	SC	2	5	5	3	2
Traffic Total		777	642	1,037	764	268
<u>Civil</u>						
Admin License	AL	3	1	3	2	-
Bond Forfeiture	BF	4	3	4	2	2
Garnishment	GA	129	3	129	126	1
Other	OT	1	1	2	1	1
Protective Order	PO	2	2	6	4	2
Prelim Prot Order	PP	2	0	2	2	-
Petition-Restore Arms	PR	1	1	1	0	1
Show Cause	SC	1	1	1	0	1
Unlawful Detainer	UD	27	25	33	30	1
Warrant in Debt	WD	187	243	305	216	87
Civil Total		357	280	486	383	96
Washington Totals		1,300	1,395	1,998	1,323	658



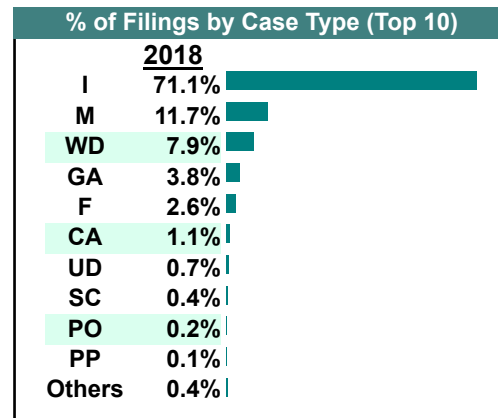
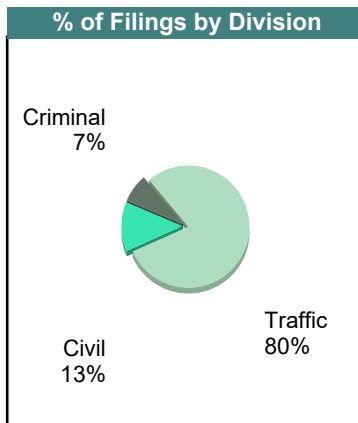
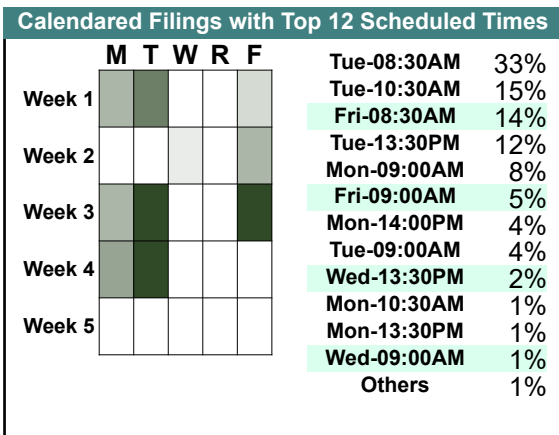
CASELOAD STATISTICS OF THE GENERAL DISTRICT COURTS

October 2018

Washington

District: 28

		<u>Filings</u>	<u>Hearings</u>	<u>Transactions</u>	<u>Concluded</u>	<u>Cont</u>
<u>Criminal</u>						
Capias	CA	25	75	75	19	56
Civil Violation	CV	4	8	9	3	5
Felony	F	97	324	324	95	228
Misdemeanor	M	145	454	460	193	266
Show Cause	SC	10	20	20	12	7
Criminal Total		281	881	888	322	562
<u>Traffic</u>						
Capias	CA	17	47	47	14	33
Felony	F	2	11	11	2	9
Infraction	I	2,690	1,330	2,954	2,702	246
Misdemeanor	M	298	511	511	293	216
Show Cause	SC	4	8	8	4	4
Traffic Total		3,011	1,907	3,531	3,015	508
<u>Civil</u>						
Admin License	AL	4	1	5	4	-
Bond Forfeiture	BF	0	5	5	1	3
Counter Claim	CC	1	1	1	0	1
Detinue	DT	0	0	1	1	-
Garnishment	GA	143	4	143	139	-
Impoundment	IM	1	1	1	0	-
Interrogatory	IN	2	1	2	1	1
Overweight	OC	4	2	4	2	2
Other	OT	1	2	2	0	1
Protective Order	PO	8	6	13	7	6
Prelim Prot Order	PP	5	0	5	5	-
Unlawful Detainer	UD	25	22	31	21	9
Warrant in Debt	WD	298	304	366	240	122
Civil Total		492	349	579	421	145
Washington Totals		3,784	3,137	4,998	3,758	1,215



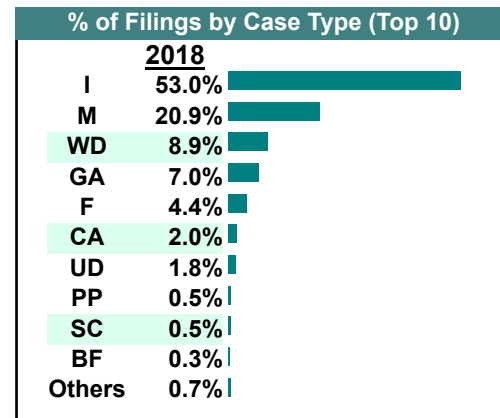
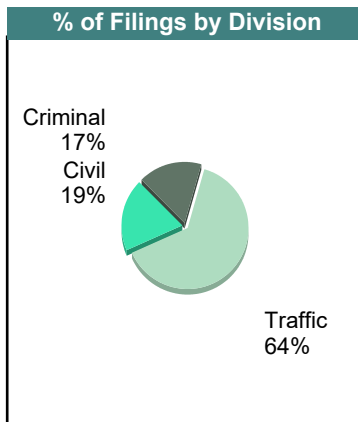
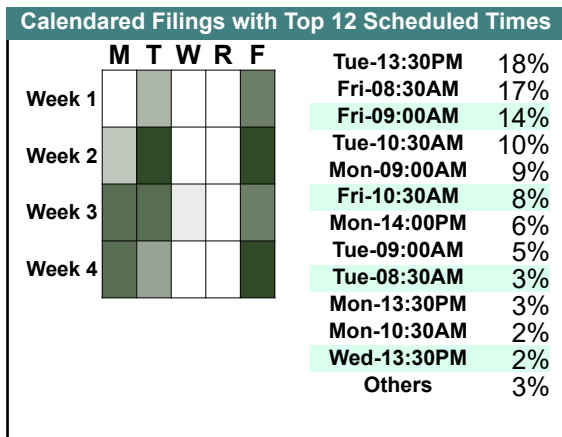
CASELOAD STATISTICS OF THE GENERAL DISTRICT COURTS

September 2018

Washington

District: 28

		<u>Filings</u>	<u>Hearings</u>	<u>Transactions</u>	<u>Concluded</u>	<u>Cont</u>
<u>Criminal</u>						
Capias	CA	23	56	56	21	35
Civil Violation	CV	1	4	4	1	3
Felony	F	71	309	309	101	207
Misdemeanor	M	184	370	383	163	220
Show Cause	SC	5	12	12	4	8
Criminal Total		284	751	764	290	473
<u>Traffic</u>						
Capias	CA	11	36	36	17	19
Felony	F	2	8	8	4	4
Infraction	I	889	534	998	870	127
Misdemeanor	M	167	294	294	160	133
Show Cause	SC	3	4	4	1	3
Traffic Total		1,072	876	1,340	1,052	286
<u>Civil</u>						
Admin License	AL	1	0	1	1	-
Bond Forfeiture	BF	5	5	8	4	3
Detinue	DT	1	1	1	1	-
Garnishment	GA	117	2	117	115	-
Impoundment	IM	3	1	3	2	-
Overweight	OC	0	0	1	1	-
Protective Order	PO	5	4	8	4	4
Prelim Prot Order	PP	8	0	8	8	-
Unlawful Detainer	UD	30	33	37	31	6
Warrant in Debt	WD	150	194	240	158	79
Civil Total		320	240	424	325	92
Washington Totals		1,676	1,867	2,528	1,667	851



CASELOAD STATISTICS OF THE GENERAL DISTRICT COURTS


August 2018

Washington

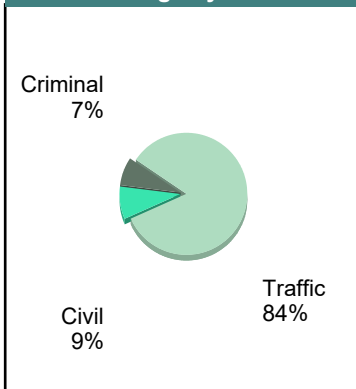
District: 28

		<u>Filings</u>	<u>Hearings</u>	<u>Transactions</u>	<u>Concluded</u>	<u>Cont</u>
<u>Criminal</u>						
Capias	CA	18	48	48	13	35
Civil Violation	CV	4	9	9	3	6
Felony	F	58	216	216	59	157
Misdemeanor	M	173	359	369	150	217
Show Cause	SC	7	10	10	5	5
Criminal Total		260	642	652	230	420
<u>Traffic</u>						
Capias	CA	7	29	29	6	23
Felony	F	4	11	11	0	11
Infraction	I	2,658	1,212	2,859	2,611	237
Misdemeanor	M	254	404	404	236	165
Show Cause	SC	2	4	4	3	1
Traffic Total		2,925	1,660	3,307	2,856	437
<u>Civil</u>						
Abstract	AJ	1	0	1	1	-
Admin License	AL	2	1	3	2	1
Bond Forfeiture	BF	2	3	4	1	3
Detinue	DT	0	1	2	1	1
Garnishment	GA	97	2	119	117	1
Impoundment	IM	2	0	2	2	-
Interrogatory	IN	0	0	2	2	-
Overweight	OC	0	1	2	1	1
Other	OT	2	2	2	1	1
Protective Order	PO	4	1	5	4	-
Prelim Prot Order	PP	6	0	6	6	-
Show Cause	SC	2	1	2	2	-
Unlawful Detainer	UD	25	22	35	27	8
Warrant in Debt	WD	158	171	217	162	54
Civil Total		301	205	402	329	70
Washington Totals		3,486	2,507	4,361	3,415	927

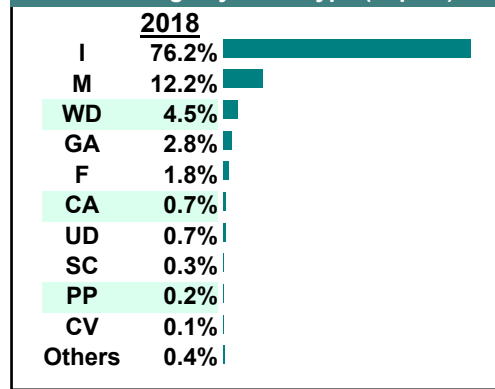
Calendared Filings with Top 12 Scheduled Times



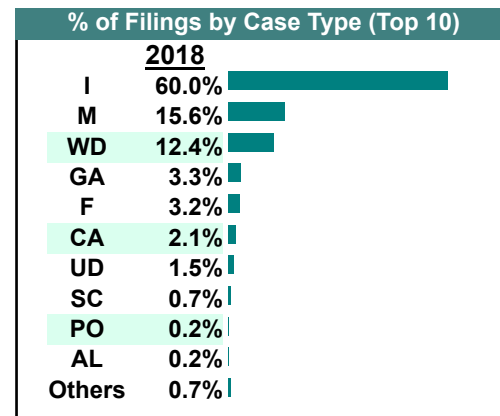
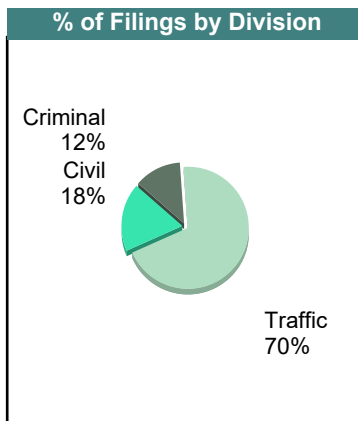
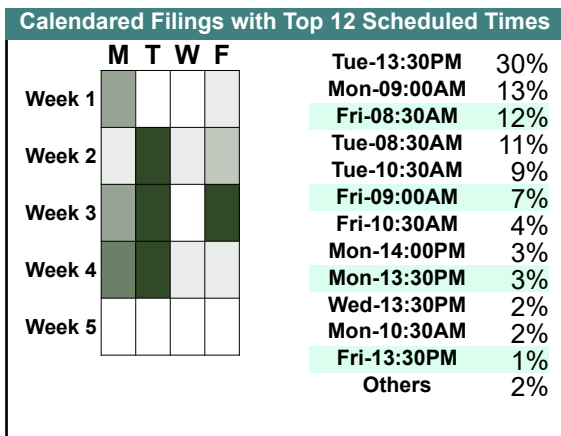
% of Filings by Division



% of Filings by Case Type (Top 10)



		<u>Filings</u>	<u>Hearings</u>	<u>Transactions</u>	<u>Concluded</u>	<u>Cont</u>
<u>Criminal</u>						
Capias	CA	26	56	56	18	38
Civil Violation	CV	3	5	5	2	3
Felony	F	50	287	287	67	220
Misdemeanor	M	116	305	310	111	199
Show Cause	SC	12	19	19	16	3
Criminal Total		207	672	677	214	463
<u>Traffic</u>						
Capias	CA	10	22	22	7	15
Felony	F	4	11	11	3	8
Infraction	I	1,010	668	1,208	1,100	100
Misdemeanor	M	146	292	292	203	88
Show Cause	SC	0	1	1	0	1
Traffic Total		1,170	994	1,534	1,313	212
<u>Civil</u>						
Admin License	AL	3	3	4	1	2
Detinue	DT	3	3	4	2	2
Garnishment	GA	56	23	57	34	22
Impoundment	IM	2	0	2	2	-
Overweight	OC	1	2	3	1	2
Protective Order	PO	4	3	11	8	2
Prelim Prot Order	PP	2	0	2	2	-
Unlawful Detainer	UD	25	29	32	22	10
Warrant in Debt	WD	209	238	267	171	95
Civil Total		305	301	382	243	135
Washington Totals		1,682	1,967	2,593	1,770	810



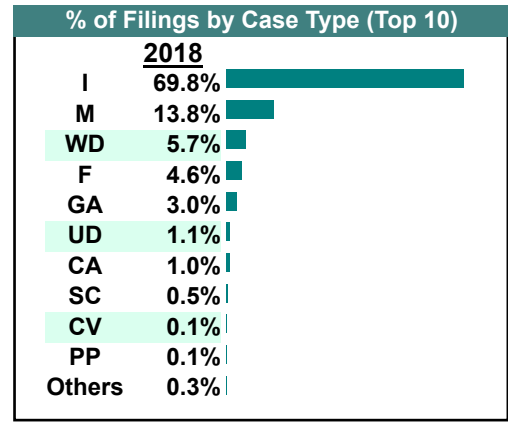
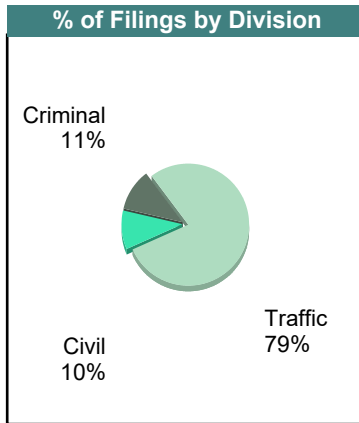
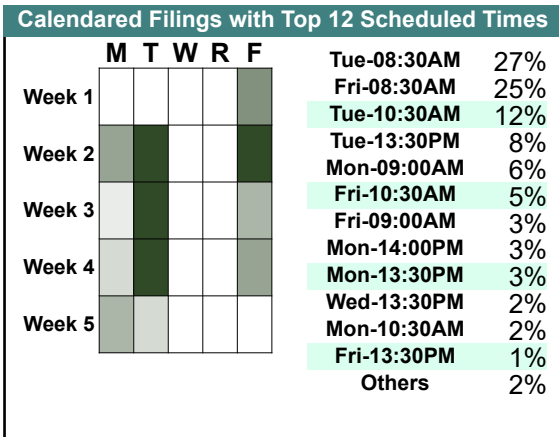
CASELOAD STATISTICS OF THE GENERAL DISTRICT COURTS

June 2018

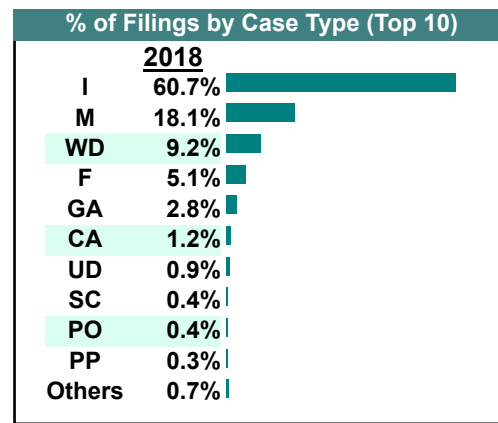
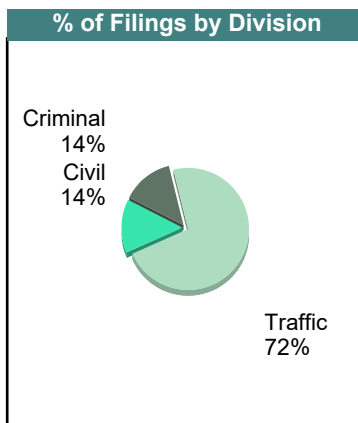
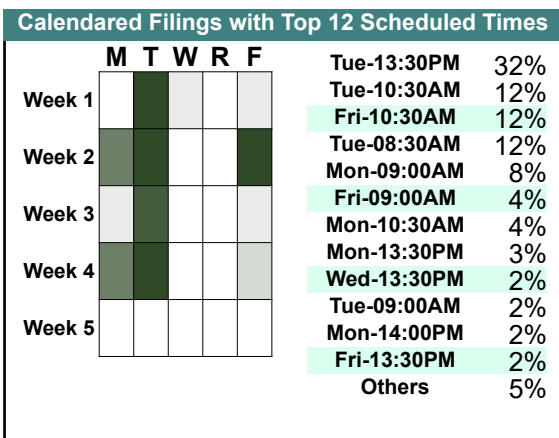
Washington

District: 28

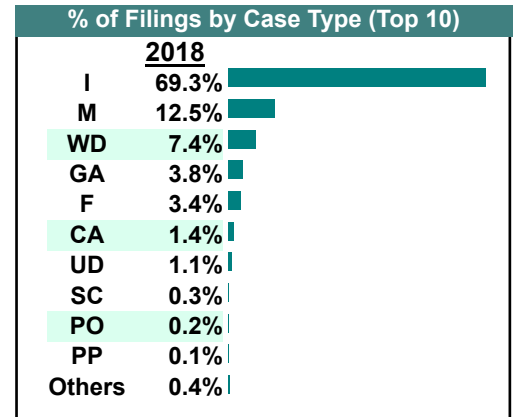
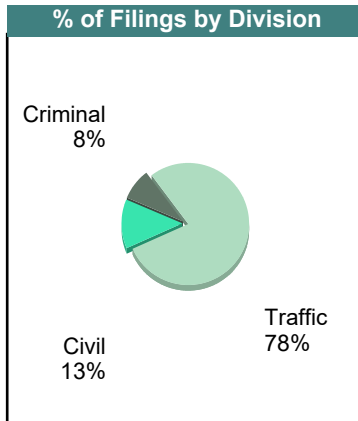
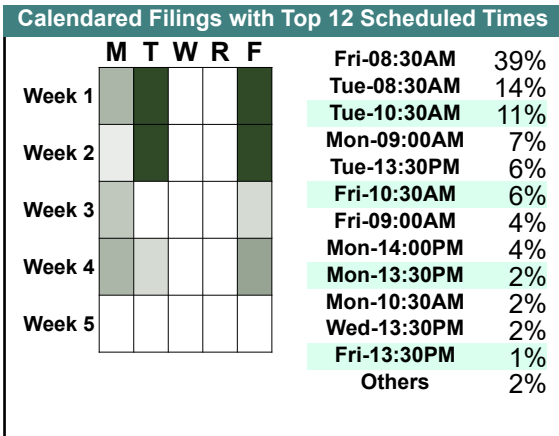
		<u>Filings</u>	<u>Hearings</u>	<u>Transactions</u>	<u>Concluded</u>	<u>Cont</u>
<u>Criminal</u>						
Capias	CA	15	67	67	27	40
Civil Violation	CV	3	4	4	0	3
Felony	F	140	372	372	120	251
Misdemeanor	M	182	447	458	203	254
Show Cause	SC	13	22	22	16	6
Criminal Total		353	912	923	366	554
<u>Traffic</u>						
Capias	CA	17	49	49	17	32
Felony	F	4	12	12	6	6
Infraction	I	2,186	1,131	2,416	2,137	263
Misdemeanor	M	250	471	471	260	206
Show Cause	SC	1	3	3	1	2
Traffic Total		2,458	1,666	2,951	2,421	509
<u>Civil</u>						
Admin License	AL	2	0	2	2	-
Bond Forfeiture	BF	0	1	1	0	-
Garnishment	GA	95	2	97	95	2
Impoundment	IM	2	0	3	3	-
Interrogatory	IN	2	2	3	1	2
Overweight	OC	0	1	1	0	1
Other	OT	1	1	1	0	-
Protective Order	PO	1	4	8	4	4
Prelim Prot Order	PP	3	0	3	3	-
Petition-Restore Arms	PR	0	0	1	1	-
Show Cause	SC	1	0	1	1	-
Unlawful Detainer	UD	35	34	41	33	6
Warrant in Debt	WD	178	195	246	182	64
Civil Total		320	240	408	325	79
Washington Totals		3,131	2,818	4,282	3,112	1,142



		Filings	Hearings	Transactions	Concluded	Cont
<u>Criminal</u>						
Capias	CA	15	41	41	20	21
Civil Violation	CV	1	3	3	2	1
Felony	F	102	278	278	75	203
Misdemeanor	M	148	336	343	136	207
Show Cause	SC	9	15	15	7	8
Criminal Total		275	673	680	240	440
<u>Traffic</u>						
Capias	CA	10	23	23	7	16
Felony	F	2	11	11	6	5
Infraction	I	1,229	874	1,485	1,305	180
Misdemeanor	M	219	375	375	225	150
Show Cause	SC	0	2	2	1	1
Traffic Total		1,460	1,285	1,896	1,544	352
<u>Civil</u>						
Admin License	AL	3	0	5	5	-
Bond Forfeiture	BF	2	2	3	1	2
Counter Claim	CC	1	0	1	1	-
Detinue	DT	1	1	1	0	1
Garnishment	GA	56	1	57	56	1
Impoundment	IM	3	2	3	1	1
Interrogatory	IN	0	1	1	0	1
Overweight	OC	2	2	2	0	2
Other	OT	1	1	2	1	-
Protective Order	PO	8	8	10	2	7
Prelim Prot Order	PP	7	0	7	7	-
Petition-Restore Arms	PR	1	1	1	0	1
Unlawful Detainer	UD	18	18	20	17	3
Warrant in Debt	WD	186	196	257	194	63
Civil Total		289	233	370	285	82
Washington Totals		2,024	2,191	2,946	2,069	874



		<u>Filings</u>	<u>Hearings</u>	<u>Transactions</u>	<u>Concluded</u>	<u>Cont</u>
<u>Criminal</u>						
Capias	CA	24	62	62	20	42
Civil Violation	CV	0	4	4	2	2
Felony	F	95	381	382	100	282
Misdemeanor	M	117	433	437	178	259
Show Cause	SC	5	10	10	5	5
Criminal Total		241	890	895	305	590
<u>Traffic</u>						
Capias	CA	16	41	41	9	32
Civil Violation	CV	1	0	1	1	-
Felony	F	3	11	11	3	8
Infraction	I	1,973	996	2,177	1,948	229
Misdemeanor	M	238	471	471	263	207
Show Cause	SC	3	6	6	2	4
Traffic Total		2,234	1,525	2,707	2,226	480
<u>Civil</u>						
Admin License	AL	3	1	3	2	1
Bond Forfeiture	BF	2	2	3	1	2
Detinue	DT	1	1	1	1	-
Garnishment	GA	109	0	109	109	-
Impoundment	IM	2	0	2	2	-
Overweight	OC	1	0	1	1	-
Other	OT	1	0	1	1	-
Protective Order	PO	6	7	9	2	7
Prelim Prot Order	PP	4	0	4	4	-
Unlawful Detainer	UD	31	26	37	30	7
Warrant in Debt	WD	211	232	292	215	76
Civil Total		371	269	462	368	93
Washington Totals		2,846	2,684	4,064	2,899	1,163



CASELOAD STATISTICS OF THE GENERAL DISTRICT COURTS

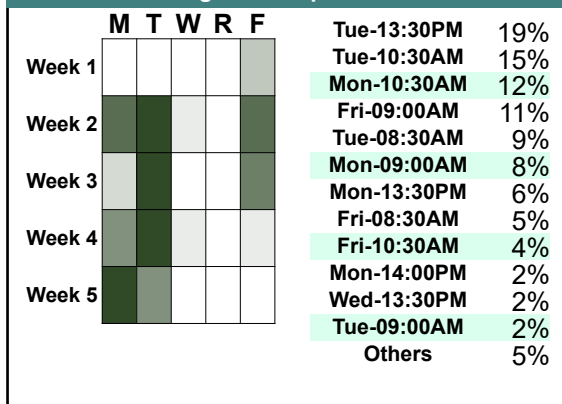
March 2018

Washington

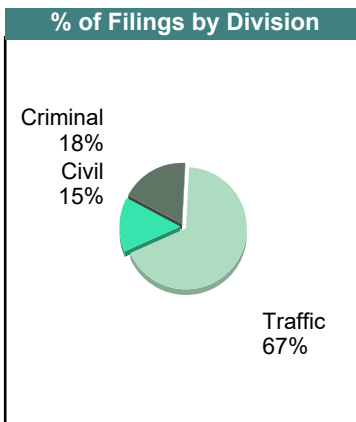
District: 28

		<u>Filings</u>	<u>Hearings</u>	<u>Transactions</u>	<u>Concluded</u>	<u>Cont</u>
<u>Criminal</u>						
Capias	CA	30	74	74	31	43
Civil Violation	CV	1	7	7	2	5
Felony	F	111	310	310	93	217
Misdemeanor	M	139	370	374	151	223
Show Cause	SC	11	16	16	9	7
Criminal Total		292	777	781	286	495
<u>Traffic</u>						
Capias	CA	7	23	23	7	16
Felony	F	3	12	12	3	9
Infraction	I	939	700	1,160	973	187
Misdemeanor	M	148	299	300	145	155
Show Cause	SC	1	1	1	0	1
Traffic Total		1,098	1,035	1,496	1,128	368
<u>Civil</u>						
Admin License	AL	4	1	6	5	1
Detinue	DT	2	2	2	2	-
Garnishment	GA	42	0	42	42	-
Interrogatory	IN	1	1	2	1	1
Overweight	OC	4	0	4	4	-
Other	OT	1	1	1	0	1
Protective Order	PO	7	6	10	4	6
Prelim Prot Order	PP	6	0	6	6	-
Show Cause	SC	1	0	1	1	-
Unlawful Detainer	UD	24	20	27	24	3
Warrant in Debt	WD	145	163	222	158	64
Civil Total		237	194	323	247	76
Washington Totals		1,627	2,006	2,600	1,661	939

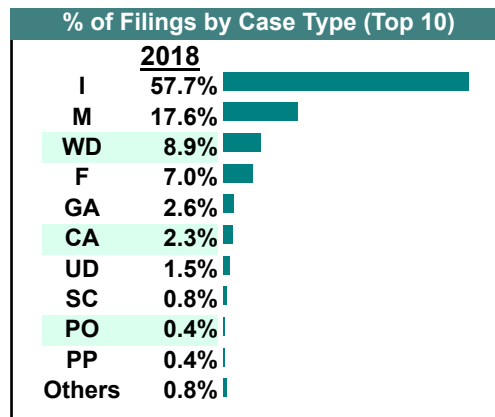
Calendared Filings with Top 12 Scheduled Times



% of Filings by Division



% of Filings by Case Type (Top 10)



CASELOAD STATISTICS OF THE GENERAL DISTRICT COURTS

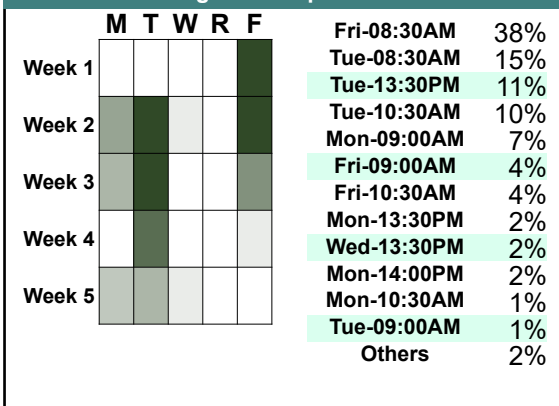
February 2018

Washington

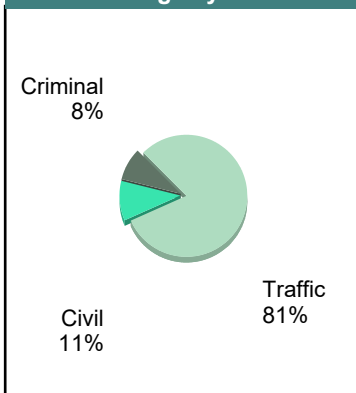
District: 28

		<u>Filings</u>	<u>Hearings</u>	<u>Transactions</u>	<u>Concluded</u>	<u>Cont</u>
<u>Criminal</u>						
Capias	CA	19	55	55	25	30
Civil Violation	CV	2	4	4	2	2
Felony	F	86	271	271	87	184
Misdemeanor	M	144	335	340	123	217
Show Cause	SC	10	14	14	9	5
Criminal Total		261	679	684	246	438
<u>Traffic</u>						
Capias	CA	9	29	29	10	19
Felony	F	4	10	10	2	8
Infraction	I	2,178	1,104	2,360	2,053	303
Misdemeanor	M	310	485	485	227	256
Show Cause	SC	2	2	2	0	2
Traffic Total		2,503	1,630	2,886	2,292	588
<u>Civil</u>						
Admin License	AL	6	1	7	6	1
Bond Forfeiture	BF	5	1	5	4	1
Detinue	DT	1	0	1	1	-
Garnishment	GA	62	1	65	64	1
Interrogatory	IN	2	0	2	2	-
Overweight	OC	1	0	2	2	-
Other	OT	1	0	1	1	-
Protective Order	PO	4	3	9	6	3
Prelim Prot Order	PP	7	0	7	7	-
Show Cause	SC	2	1	2	2	-
Unlawful Detainer	UD	19	25	30	23	7
Warrant in Debt	WD	218	243	287	208	79
Civil Total		328	275	418	326	92
Washington Totals		3,092	2,584	3,988	2,864	1,118

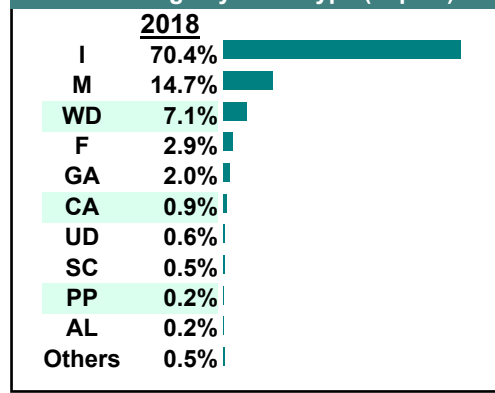
Calendared Filings with Top 12 Scheduled Times



% of Filings by Division



% of Filings by Case Type (Top 10)



CASELOAD STATISTICS OF THE GENERAL DISTRICT COURTS

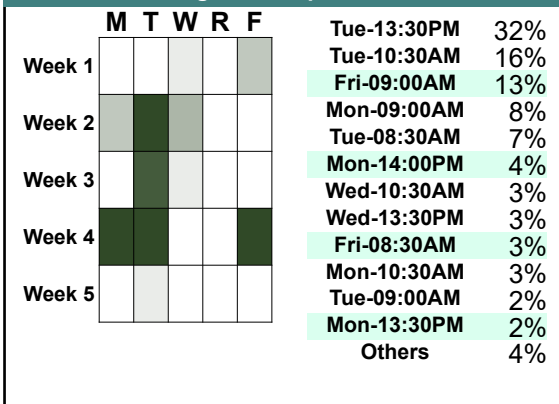
January 2018

Washington

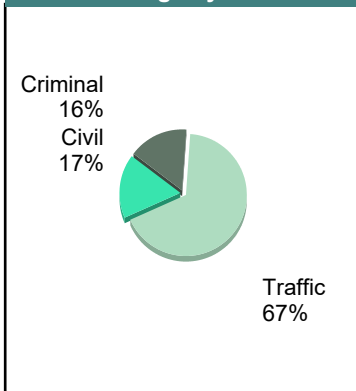
District: 28

		<u>Filings</u>	<u>Hearings</u>	<u>Transactions</u>	<u>Concluded</u>	<u>Cont</u>
<u>Criminal</u>						
Capias	CA	10	43	43	13	30
Civil Violation	CV	3	5	5	1	4
Felony	F	48	257	257	62	195
Misdemeanor	M	181	363	367	113	254
Show Cause	SC	2	12	12	6	6
Criminal Total		244	680	684	195	489
<u>Traffic</u>						
Capias	CA	9	28	28	9	19
Felony	F	4	13	13	3	10
Infraction	I	871	676	1,086	961	125
Misdemeanor	M	144	314	314	164	150
Show Cause	SC	2	2	2	2	-
Traffic Total		1,030	1,033	1,443	1,139	304
<u>Civil</u>						
Abstract	AJ	1	0	1	1	-
Admin License	AL	10	1	10	9	1
Detinue	DT	1	1	1	1	-
Garnishment	GA	70	3	72	69	3
Impoundment	IM	1	0	1	1	-
Interrogatory	IN	1	1	3	2	1
Overweight	OC	1	0	2	2	-
Protective Order	PO	8	7	12	5	7
Prelim Prot Order	PP	6	0	6	6	-
Show Cause	SC	1	0	1	1	-
Unlawful Detainer	UD	31	32	36	28	8
Warrant in Debt	WD	129	164	228	167	61
Civil Total		260	209	373	292	81
Washington Totals		1,534	1,922	2,500	1,626	874

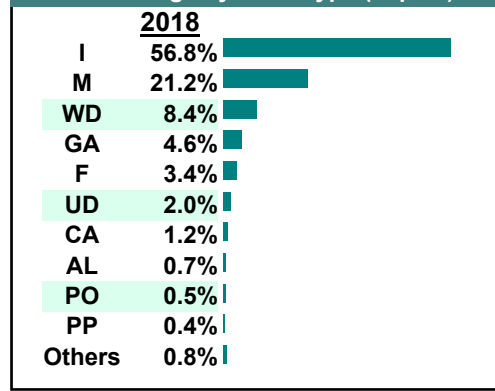
Calendared Filings with Top 12 Scheduled Times



% of Filings by Division



% of Filings by Case Type (Top 10)



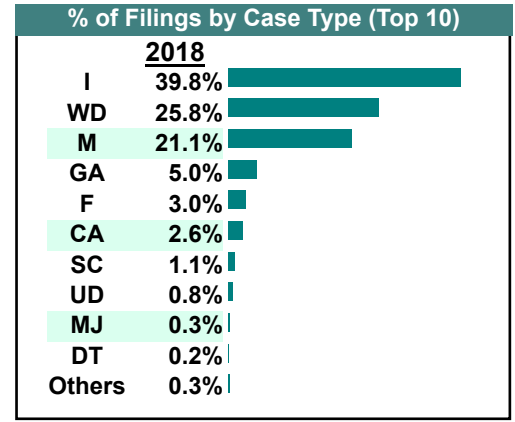
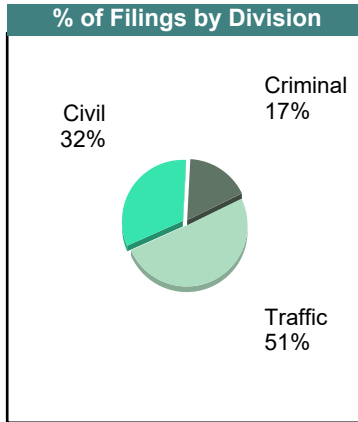
Filings by Court & Division

	<u>Bristol</u>		<u>Smyth</u>		<u>Washington</u>		<u>Total</u>
C Misdemeanor	858	22%	1,230	32%	1,761	46%	3,849
Felony	556	27%	490	24%	985	48%	2,031
Capias	158	23%	269	40%	249	37%	676
Show Cause	54	28%	46	24%	94	48%	194
Civil Violation	14	22%	27	42%	23	36%	64
Total	1,640	24%	2,062	30%	3,112	46%	6,814
T Infraction	6,074	17%	10,875	30%	19,510	54%	36,459
Misdemeanor	1,505	17%	5,100	56%	2,491	27%	9,096
Capias	61	20%	116	38%	129	42%	306
Show Cause	10	13%	48	61%	21	27%	79
Felony	14	22%	14	22%	36	56%	64
Civil Violation	4	40%	5	50%	1	10%	10
Total	7,668	17%	16,158	35%	22,188	48%	46,014
V Warrant in Debt	564	13%	1,599	36%	2,270	51%	4,433
Garnishment	220	11%	675	35%	1,043	54%	1,938
Unlawful Detainer	732	58%	210	17%	318	25%	1,260
Prelim Prot Order	39	27%	43	30%	60	42%	142
Protective Order	36	29%	31	25%	59	47%	126
Admin License	39	36%	21	20%	47	44%	107
Detinue	38	64%	11	19%	10	17%	59
Impoundment	3	11%	9	32%	16	57%	28
Other	1	4%	16	62%	9	35%	26
Bond Forfeiture	1	5%	1	5%	20	91%	22
Overweight	-	0%	4	20%	16	80%	20
Interrogatory	5	29%	4	24%	8	47%	17
Abstract	4	33%	6	50%	2	17%	12
Show Cause	1	9%	1	9%	9	82%	11
Petition-Restore Arms	1	20%	2	40%	2	40%	5
Counter Claim	1	33%	-	0%	2	67%	3
Tenants Assertion	-	0%	1	100%	-	0%	1
Total	1,685	21%	2,634	32%	3,891	47%	8,210
Total	10,993	18%	20,854	34%	29,191	48%	61,038

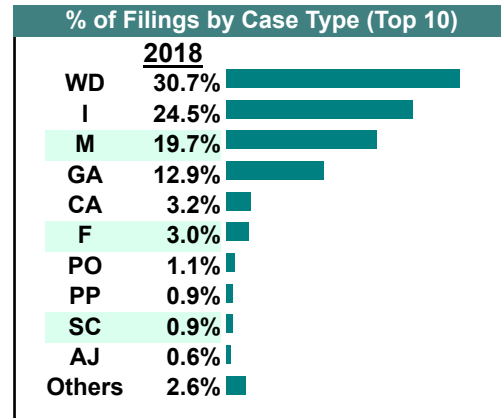
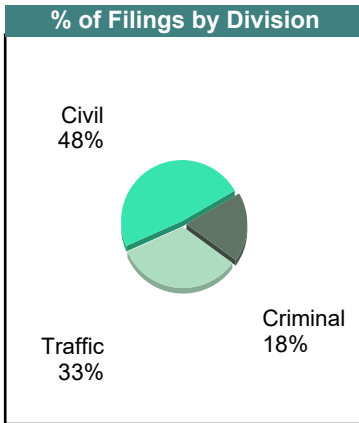
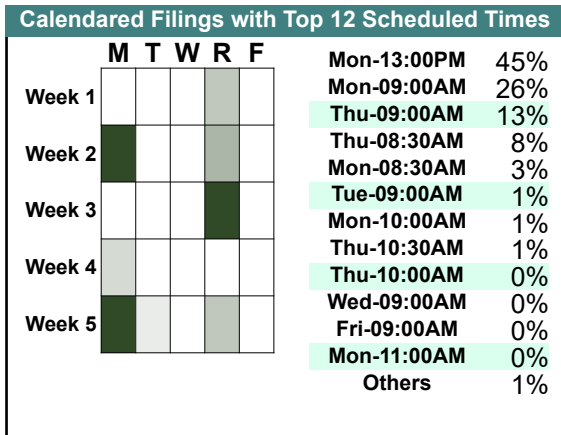
		<u>Filings</u>	<u>Hearings</u>	<u>Transactions</u>	<u>Concluded</u>	<u>Cont</u>
<u>Criminal</u>						
Capias	CA	12	39	39	16	23
Civil Violation	CV	0	1	1	1	-
Felony	F	19	194	194	33	161
Misdemeanor	M	70	205	206	74	132
Show Cause	SC	5	29	29	7	22
Criminal Total		106	468	469	131	338
<u>Traffic</u>						
Capias	CA	4	29	29	19	10
Felony	F	0	2	2	0	2
Infraction	I	249	238	316	173	143
Misdemeanor	M	62	100	100	36	64
Show Cause	SC	1	22	22	10	12
Traffic Total		316	391	469	238	231
<u>Civil</u>						
Admin License	AL	0	1	1	0	1
Detinue	DT	1	3	3	0	3
Garnishment	GA	31	34	37	3	34
Impoundment	IM	1	0	1	1	-
Motion for Judgment	MJ	2	2	2	0	2
Overweight	OC	0	0	2	2	-
Other	OT	1	0	1	1	-
Prelim Prot Order	PP	0	1	1	0	1
Show Cause	SC	1	1	1	0	1
Unlawful Detainer	UD	5	6	6	0	6
Warrant in Debt	WD	161	173	173	0	173
Civil Total		203	221	228	7	221
Buchanan Totals		625	1,080	1,166	376	790

Calendared Filings with Top 12 Scheduled Times

	M	T	W	R	F		
Week 1	█					Mon-09:00AM	44%
						Mon-13:00PM	32%
						Thu-09:00AM	12%
Week 2						Mon-08:30AM	5%
						Thu-08:30AM	4%
Week 3						Thu-10:30AM	1%
						Thu-10:00AM	1%
Week 4						Fri-09:00AM	0%
						Thu-11:00AM	0%
						Fri-08:30AM	0%
						Mon-21:00PM	0%
						Wed-09:00AM	0%
						Others	0%

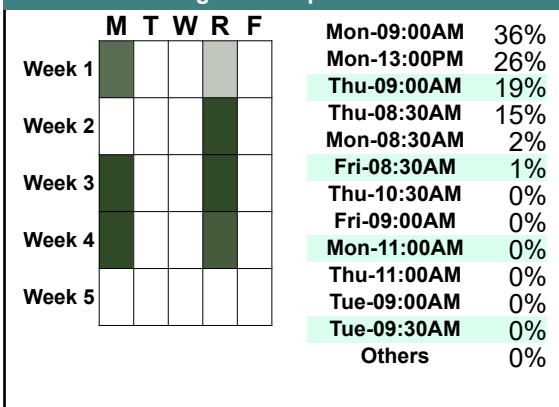


		Filings	Hearings	Transactions	Concluded	Cont
<u>Criminal</u>						
Capias	CA	6	30	30	12	18
Civil Violation	CV	2	3	3	2	1
Felony	F	14	167	167	22	145
Misdemeanor	M	61	181	182	59	123
Show Cause	SC	3	24	24	4	20
Criminal Total		86	405	406	99	307
<u>Traffic</u>						
Capias	CA	9	32	32	7	25
Infraction	I	114	140	171	119	52
Misdemeanor	M	31	84	84	37	47
Show Cause	SC	1	17	17	1	16
Traffic Total		155	273	304	164	140
<u>Civil</u>						
Abstract	AJ	3	0	3	3	-
Admin License	AL	1	2	2	0	2
Detinue	DT	2	2	3	2	1
Garnishment	GA	60	20	80	60	20
Impoundment	IM	2	0	2	2	-
Interrogatory	IN	0	1	1	0	1
Motion for Judgment	MJ	0	1	1	0	1
Other	OT	1	0	1	1	-
Protective Order	PO	5	2	5	3	2
Prelim Prot Order	PP	4	6	10	4	6
Petition-Restore Arms	PR	1	0	1	1	-
Show Cause	SC	0	2	2	0	2
Unlawful Detainer	UD	3	3	4	3	1
Warrant in Debt	WD	143	172	187	156	31
Civil Total		225	211	302	235	67
Buchanan Totals		466	889	1,012	498	514

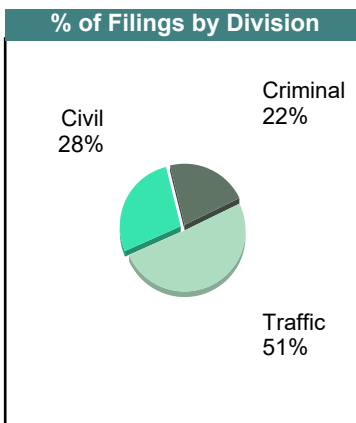


		<u>Filings</u>	<u>Hearings</u>	<u>Transactions</u>	<u>Concluded</u>	<u>Cont</u>
<u>Criminal</u>						
Capias	CA	8	31	31	10	21
Civil Violation	CV	1	2	2	1	1
Felony	F	66	200	201	29	172
Misdemeanor	M	66	182	184	55	129
Show Cause	SC	3	21	21	8	13
Criminal Total		144	436	439	103	336
<u>Traffic</u>						
Capias	CA	5	19	19	8	11
Felony	F	1	2	2	1	1
Infraction	I	262	226	319	255	64
Misdemeanor	M	65	116	116	58	58
Show Cause	SC	2	6	6	2	4
Traffic Total		335	369	462	324	138
<u>Civil</u>						
Abstract	AJ	3	0	3	3	-
Admin License	AL	1	1	2	1	1
Detinue	DT	4	3	4	3	1
Garnishment	GA	39	18	48	30	18
Impoundment	IM	3	0	3	3	-
Interrogatory	IN	0	1	1	0	1
Motion for Judgment	MJ	0	0	2	2	-
Overweight	OC	0	2	2	0	2
Other	OT	1	0	1	1	-
Protective Order	PO	0	0	1	1	-
Prelim Prot Order	PP	2	3	3	0	3
Show Cause	SC	0	2	2	0	2
Unlawful Detainer	UD	0	2	2	1	1
Warrant in Debt	WD	130	131	148	125	23
Civil Total		183	163	222	170	52
Buchanan Totals		662	968	1,123	597	526

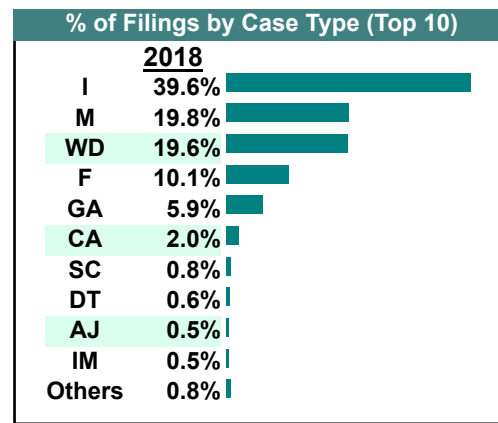
Calendared Filings with Top 12 Scheduled Times



% of Filings by Division

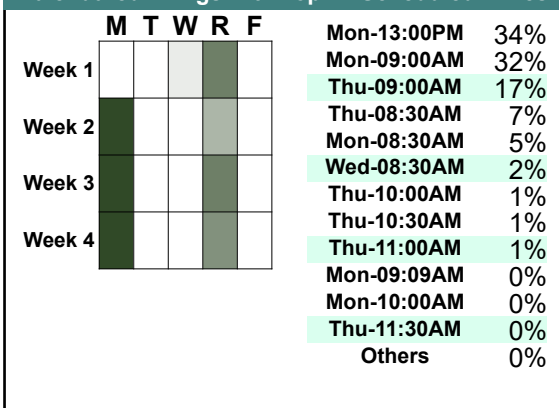


% of Filings by Case Type (Top 10)

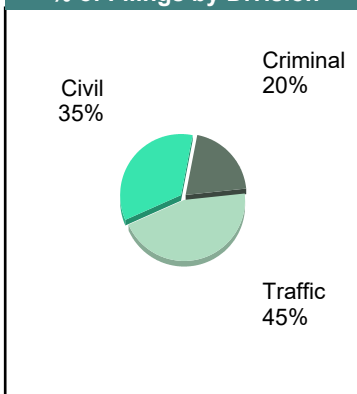


		<u>Filings</u>	<u>Hearings</u>	<u>Transactions</u>	<u>Concluded</u>	<u>Cont</u>
<u>Criminal</u>						
Capias	CA	11	59	59	27	32
Civil Violation	CV	1	2	2	1	1
Felony	F	20	198	202	55	147
Misdemeanor	M	55	241	245	85	160
Show Cause	SC	7	29	29	13	16
Criminal Total		94	529	537	181	356
<u>Traffic</u>						
Capias	CA	9	21	21	8	13
Civil Violation	CV	0	1	1	1	-
Felony	F	0	2	3	1	2
Infraction	I	156	192	244	160	84
Misdemeanor	M	39	118	118	64	54
Show Cause	SC	3	9	9	4	5
Traffic Total		207	343	396	238	158
<u>Civil</u>						
Admin License	AL	1	1	2	1	1
Detinue	DT	2	1	7	6	1
Garnishment	GA	56	16	73	57	16
Interrogatory	IN	0	1	1	0	1
Motion for Judgment	MJ	3	4	4	0	4
Overweight	OC	0	2	2	0	2
Other	OT	1	1	2	1	1
Protective Order	PO	0	1	1	0	1
Prelim Prot Order	PP	0	0	1	1	-
Show Cause	SC	2	2	2	0	2
Unlawful Detainer	UD	0	2	2	1	1
Warrant in Debt	WD	95	98	115	93	22
Civil Total		160	129	212	160	52
Buchanan Totals		461	1,001	1,145	579	566

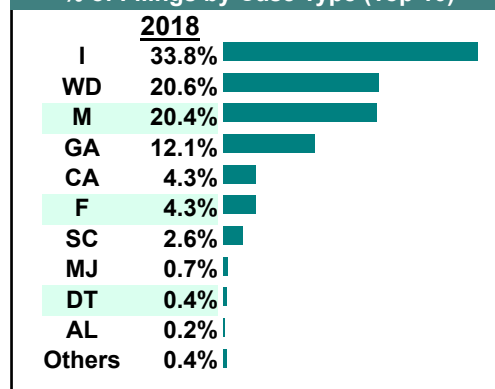
Calendared Filings with Top 12 Scheduled Times



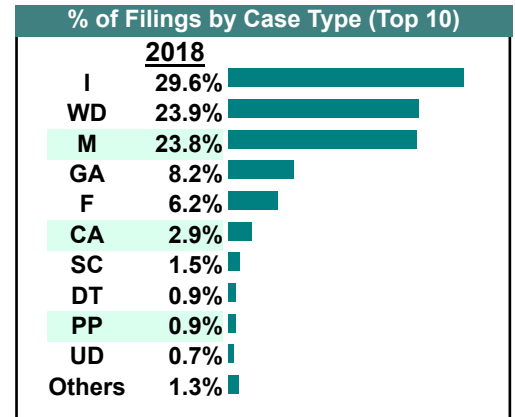
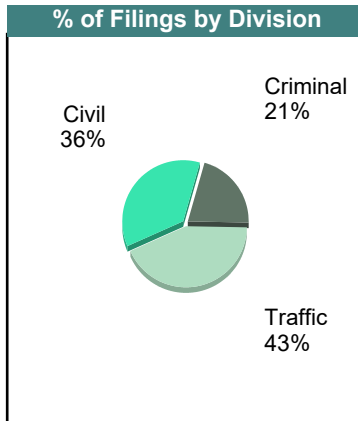
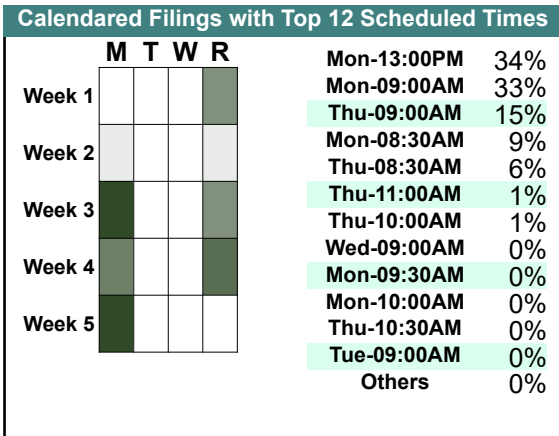
% of Filings by Division



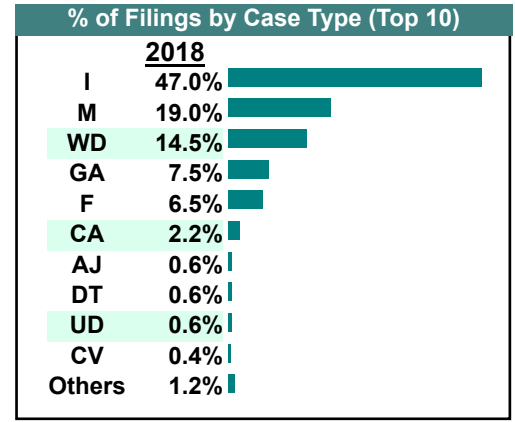
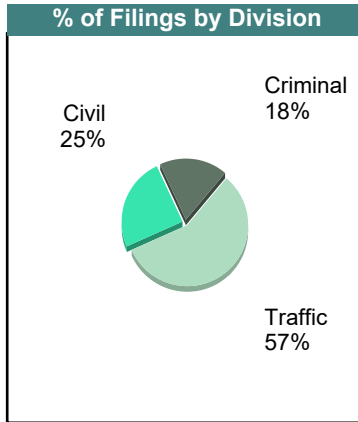
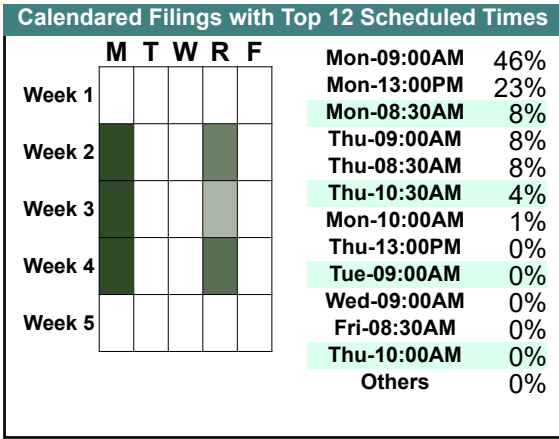
% of Filings by Case Type (Top 10)



		<u>Filings</u>	<u>Hearings</u>	<u>Transactions</u>	<u>Concluded</u>	<u>Cont</u>
<u>Criminal</u>						
Capias	CA	10	45	45	15	30
Civil Violation	CV	0	2	2	2	-
Felony	F	32	105	106	12	94
Misdemeanor	M	66	186	194	63	131
Show Cause	SC	6	28	28	6	22
Criminal Total		114	366	375	98	277
<u>Traffic</u>						
Capias	CA	6	21	21	3	18
Civil Violation	CV	0	1	1	0	1
Felony	F	2	3	3	0	3
Infraction	I	162	204	253	169	84
Misdemeanor	M	64	125	125	49	76
Show Cause	SC	2	19	19	1	18
Traffic Total		236	373	422	222	200
<u>Civil</u>						
Abstract	AJ	1	0	1	1	-
Admin License	AL	1	0	1	1	-
Detinue	DT	5	6	6	0	6
Garnishment	GA	45	13	52	39	13
Impoundment	IM	1	0	1	1	-
Interrogatory	IN	0	0	1	1	-
Overweight	OC	1	0	1	1	-
Protective Order	PO	3	3	5	2	3
Prelim Prot Order	PP	5	5	10	5	5
Unlawful Detainer	UD	4	5	7	3	4
Warrant in Debt	WD	131	142	167	131	36
Civil Total		197	174	252	185	67
Buchanan Totals		547	913	1,049	505	544



		<u>Filings</u>	<u>Hearings</u>	<u>Transactions</u>	<u>Concluded</u>	<u>Cont</u>
<u>Criminal</u>						
Capias	CA	6	38	38	5	33
Civil Violation	CV	1	2	2	1	1
Felony	F	32	120	120	22	98
Misdemeanor	M	49	124	126	33	93
Show Cause	SC	1	25	25	4	21
Criminal Total		89	309	311	65	246
<u>Traffic</u>						
Capias	CA	5	17	17	11	6
Civil Violation	CV	1	0	1	1	-
Felony	F	0	1	1	1	-
Infraction	I	233	195	283	219	64
Misdemeanor	M	45	84	84	38	46
Show Cause	SC	0	7	7	3	4
Traffic Total		284	304	393	273	120
<u>Civil</u>						
Abstract	AJ	3	0	3	3	-
Admin License	AL	1	1	1	0	1
Detinue	DT	3	1	3	2	1
Garnishment	GA	37	10	47	37	10
Impoundment	IM	1	0	1	1	-
Interrogatory	IN	0	1	1	0	1
Other	OT	1	0	1	1	-
Prelim Prot Order	PP	2	2	4	2	2
Unlawful Detainer	UD	3	2	3	1	2
Warrant in Debt	WD	72	76	84	59	25
Civil Total		123	93	148	106	42
Buchanan Totals		496	706	852	444	408



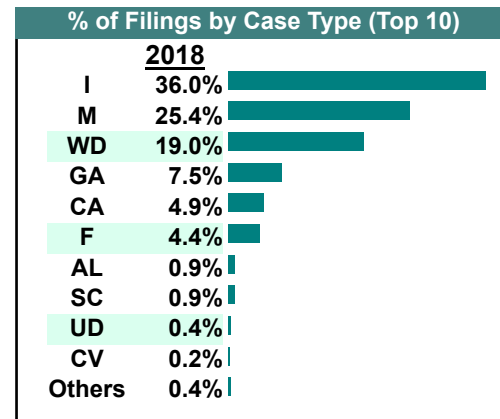
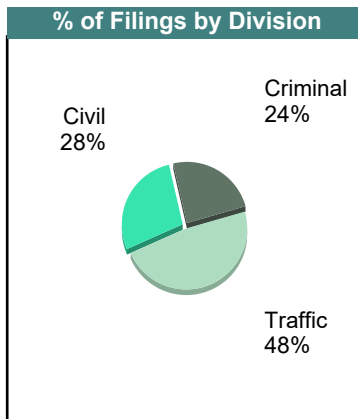
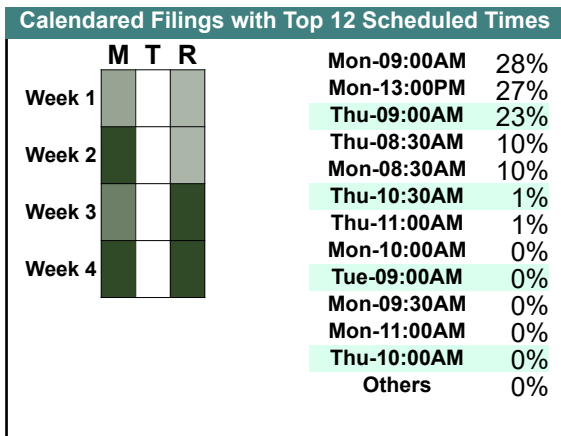
CASELOAD STATISTICS OF THE GENERAL DISTRICT COURTS

June 2018

Buchanan

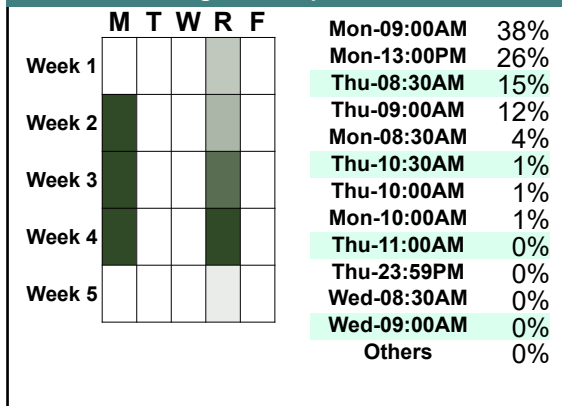
District: 29

		<u>Filings</u>	<u>Hearings</u>	<u>Transactions</u>	<u>Concluded</u>	<u>Cont</u>
<u>Criminal</u>						
Capias	CA	20	58	58	13	45
Civil Violation	CV	1	3	4	2	2
Felony	F	24	155	157	41	116
Misdemeanor	M	82	242	245	77	168
Show Cause	SC	5	29	29	9	20
Criminal Total		132	487	493	142	351
<u>Traffic</u>						
Capias	CA	7	28	28	7	21
Infraction	I	197	213	276	191	85
Misdemeanor	M	57	112	112	37	75
Show Cause	SC	0	17	17	4	13
Traffic Total		261	370	433	239	194
<u>Civil</u>						
Admin License	AL	5	0	8	8	-
Detinue	DT	1	2	3	3	-
Garnishment	GA	41	8	51	43	8
Interrogatory	IN	0	2	2	0	2
Overweight	OC	0	2	5	3	2
Protective Order	PO	1	0	1	1	-
Prelim Prot Order	PP	0	1	2	1	1
Unlawful Detainer	UD	2	3	3	3	-
Warrant in Debt	WD	104	115	139	113	26
Civil Total		154	133	214	175	39
Buchanan Totals		547	990	1,140	556	584

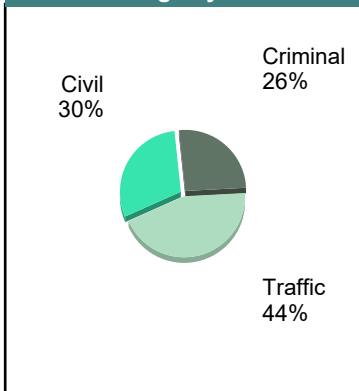


		<u>Filings</u>	<u>Hearings</u>	<u>Transactions</u>	<u>Concluded</u>	<u>Cont</u>
<u>Criminal</u>						
Capias	CA	12	32	32	6	26
Civil Violation	CV	1	3	3	1	2
Felony	F	36	160	166	10	156
Misdemeanor	M	51	155	155	33	122
Show Cause	SC	5	24	24	4	20
Criminal Total		105	374	380	54	326
<u>Traffic</u>						
Capias	CA	7	24	24	8	16
Civil Violation	CV	0	1	1	0	1
Felony	F	1	3	3	0	3
Infraction	I	147	196	246	183	63
Misdemeanor	M	26	85	85	43	42
Show Cause	SC	0	10	10	1	9
Traffic Total		181	319	369	235	134
<u>Civil</u>						
Admin License	AL	4	2	5	3	2
Detinue	DT	2	3	4	2	2
Garnishment	GA	46	8	50	42	8
Impoundment	IM	0	0	1	1	-
Overweight	OC	8	5	8	3	5
Other	OT	1	0	1	1	-
Protective Order	PO	1	0	1	1	-
Prelim Prot Order	PP	3	2	6	4	2
Show Cause	SC	0	0	1	1	-
Unlawful Detainer	UD	2	2	2	1	1
Warrant in Debt	WD	56	63	70	62	8
Civil Total		123	85	149	121	28
Buchanan Totals		409	778	898	410	488

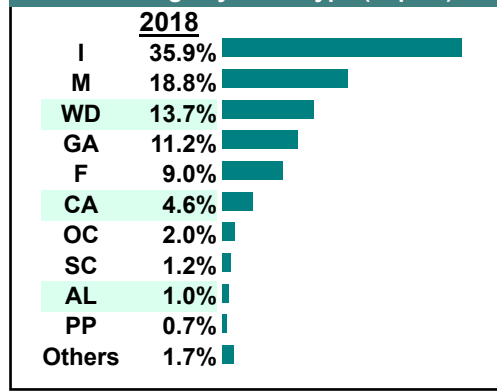
Calendared Filings with Top 12 Scheduled Times



% of Filings by Division

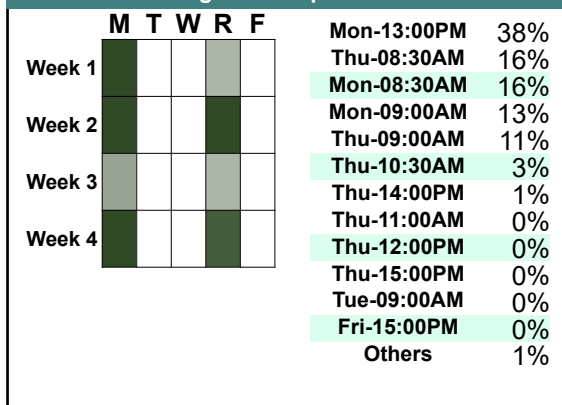


% of Filings by Case Type (Top 10)

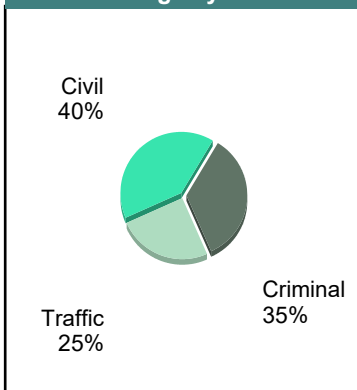


		<u>Filings</u>	<u>Hearings</u>	<u>Transactions</u>	<u>Concluded</u>	<u>Cont</u>
<u>Criminal</u>						
Capias	CA	11	43	43	12	31
Civil Violation	CV	3	3	3	0	3
Felony	F	90	148	160	21	139
Misdemeanor	M	69	190	193	57	136
Show Cause	SC	2	28	28	3	25
Criminal Total		175	412	427	93	334
<u>Traffic</u>						
Capias	CA	7	29	29	8	21
Infraction	I	86	126	134	76	58
Misdemeanor	M	30	67	67	28	39
Restricted O/L	RL	1	1	1	1	-
Show Cause	SC	2	28	28	8	20
Traffic Total		126	251	259	121	138
<u>Civil</u>						
Abstract	AJ	2	0	2	2	-
Admin License	AL	2	2	4	2	2
Detinue	DT	2	2	3	1	2
Garnishment	GA	24	7	40	33	7
Impoundment	IM	4	0	4	4	-
Interrogatory	IN	1	2	3	1	2
Prelim Prot Order	PP	5	5	7	2	5
Unlawful Detainer	UD	3	3	3	3	-
Warrant in Debt	WD	159	146	180	146	34
Civil Total		202	167	246	194	52
Buchanan Totals		503	830	932	408	524

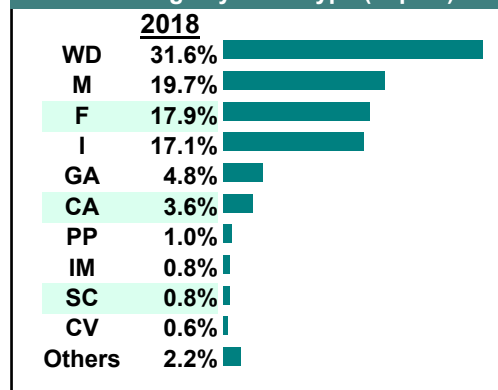
Calendared Filings with Top 12 Scheduled Times



% of Filings by Division



% of Filings by Case Type (Top 10)



CASELOAD STATISTICS OF THE GENERAL DISTRICT COURTS

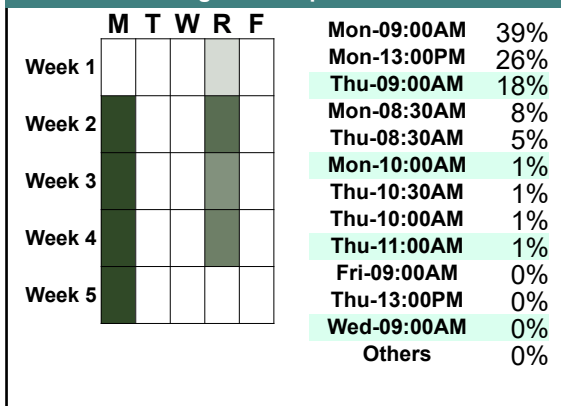
March 2018

Buchanan

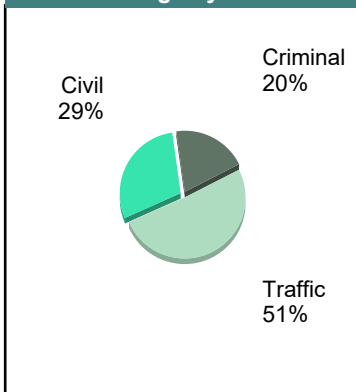
District: 29

		<u>Filings</u>	<u>Hearings</u>	<u>Transactions</u>	<u>Concluded</u>	<u>Cont</u>
<u>Criminal</u>						
Capias	CA	7	46	46	21	25
Felony	F	21	92	161	93	68
Misdemeanor	M	44	222	226	109	117
Show Cause	SC	5	27	27	8	19
Criminal Total		77	387	460	231	229
<u>Traffic</u>						
Capias	CA	12	31	31	16	15
Felony	F	1	1	1	0	1
Infraction	I	151	211	263	170	93
Misdemeanor	M	33	118	118	51	67
Show Cause	SC	1	17	17	6	11
Traffic Total		198	378	430	243	187
<u>Civil</u>						
Abstract	AJ	2	0	2	2	-
Admin License	AL	1	2	2	0	2
Detinue	DT	3	2	3	2	1
Garnishment	GA	19	17	34	17	17
Impoundment	IM	2	1	2	1	1
Interrogatory	IN	1	2	2	0	2
Overweight	OC	0	0	1	1	-
Protective Order	PO	3	1	4	3	1
Prelim Prot Order	PP	3	2	5	3	2
Show Cause	SC	1	1	1	0	1
Unlawful Detainer	UD	0	1	2	1	1
Warrant in Debt	WD	79	108	137	94	43
Civil Total		114	137	195	124	71
Buchanan Totals		389	902	1,085	598	487

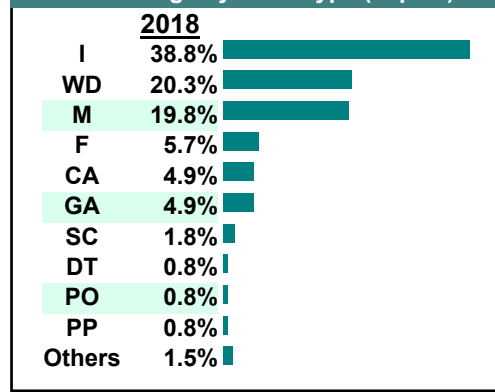
Calendared Filings with Top 12 Scheduled Times



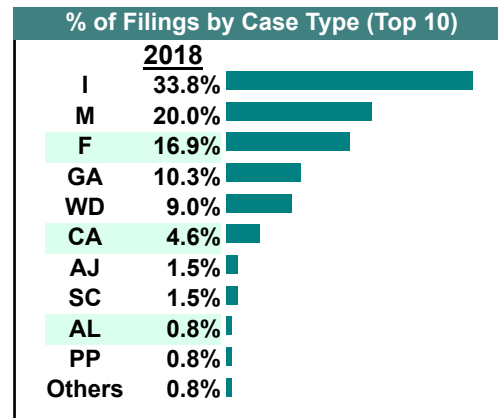
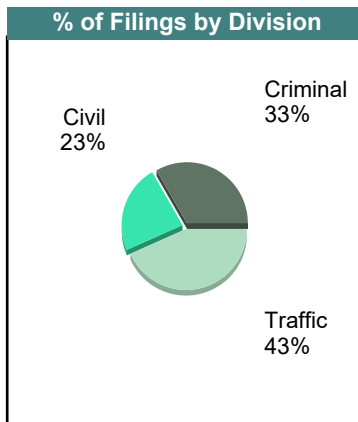
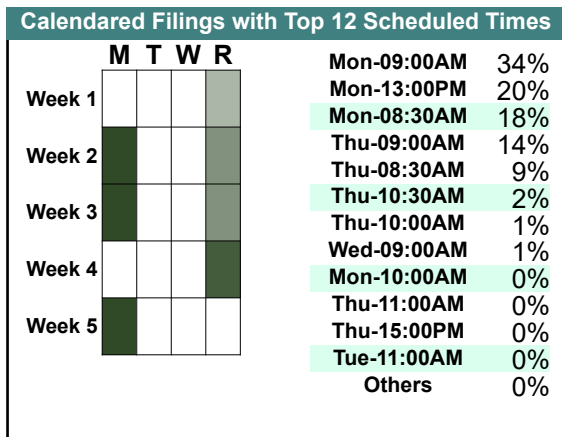
% of Filings by Division



% of Filings by Case Type (Top 10)



		<u>Filings</u>	<u>Hearings</u>	<u>Transactions</u>	<u>Concluded</u>	<u>Cont</u>
<u>Criminal</u>						
Capias	CA	15	51	51	11	40
Civil Violation	CV	0	1	1	0	1
Felony	F	66	178	190	23	167
Misdemeanor	M	45	218	219	60	159
Show Cause	SC	4	31	31	6	25
Criminal Total		130	479	492	100	392
<u>Traffic</u>						
Capias	CA	3	14	14	2	12
Infraction	I	132	156	189	114	75
Misdemeanor	M	33	92	92	28	64
Show Cause	SC	1	19	19	0	19
Traffic Total		169	281	314	144	170
<u>Civil</u>						
Abstract	AJ	6	0	6	6	-
Admin License	AL	3	2	5	3	2
Garnishment	GA	40	11	54	43	11
Impoundment	IM	1	0	1	1	-
Interrogatory	IN	0	1	1	0	1
Overweight	OC	0	1	1	0	1
Protective Order	PO	1	0	1	1	-
Prelim Prot Order	PP	3	2	6	4	2
Show Cause	SC	1	0	1	1	-
Unlawful Detainer	UD	1	1	2	1	1
Warrant in Debt	WD	35	48	55	38	17
Civil Total		91	66	133	98	35
Buchanan Totals		390	826	939	342	597



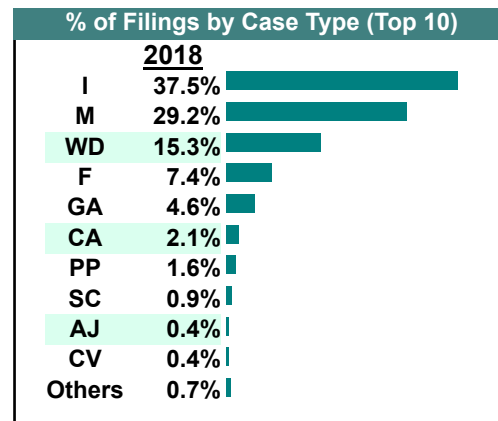
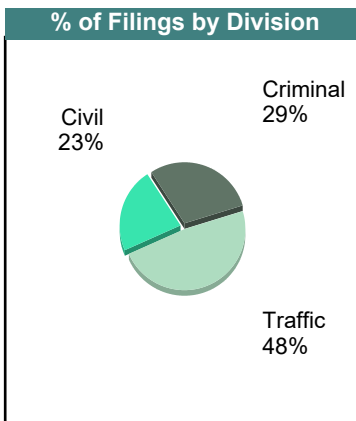
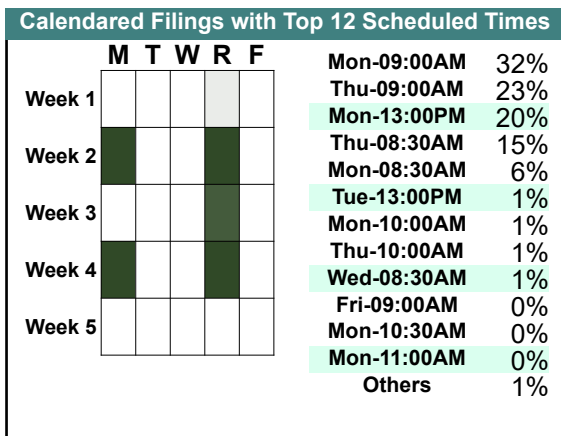
CASELOAD STATISTICS OF THE GENERAL DISTRICT COURTS

January 2018

Buchanan

District: 29

		<u>Filings</u>	<u>Hearings</u>	<u>Transactions</u>	<u>Concluded</u>	<u>Cont</u>
<u>Criminal</u>						
Capias	CA	8	35	35	7	28
Civil Violation	CV	2	4	4	3	1
Felony	F	42	134	145	27	118
Misdemeanor	M	110	234	241	74	167
Show Cause	SC	5	34	34	7	27
Criminal Total		167	441	459	118	341
<u>Traffic</u>						
Capias	CA	4	27	27	5	22
Felony	F	0	0	1	1	-
Infraction	I	213	232	303	219	84
Misdemeanor	M	56	108	108	47	61
Show Cause	SC	0	22	22	1	21
Traffic Total		273	389	461	273	188
<u>Civil</u>						
Abstract	AJ	2	0	2	2	-
Admin License	AL	1	0	1	1	-
Detinue	DT	1	1	1	1	-
Garnishment	GA	26	9	37	28	9
Interrogatory	IN	0	1	1	0	1
Overweight	OC	0	0	1	1	-
Prelim Prot Order	PP	9	3	11	8	3
Unlawful Detainer	UD	2	1	2	1	1
Warrant in Debt	WD	87	91	115	87	28
Civil Total		128	106	171	129	42
Buchanan Totals		568	936	1,091	520	571



CASELOAD STATISTICS OF THE GENERAL DISTRICT COURTS

December 2018

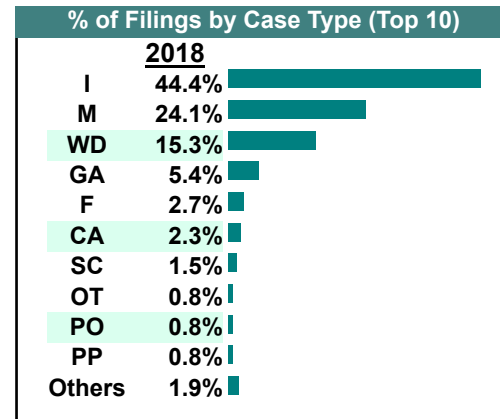
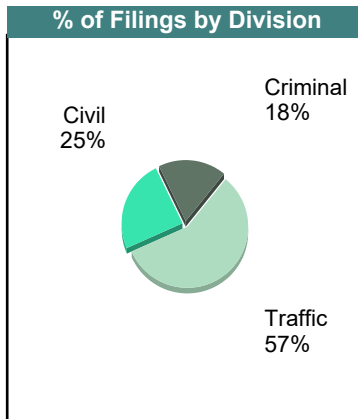
Dickenson

District: 29

		<u>Filings</u>	<u>Hearings</u>	<u>Transactions</u>	<u>Concluded</u>	<u>Cont</u>
<u>Criminal</u>						
Capias	CA	4	30	30	12	18
Felony	F	7	38	38	10	28
Misdemeanor	M	33	120	124	55	69
Show Cause	SC	3	16	16	9	7
Criminal Total		47	204	208	86	122
<u>Traffic</u>						
Capias	CA	2	3	3	1	2
Infraction	I	116	114	147	107	40
Misdemeanor	M	30	57	57	33	24
Restricted O/L	RL	1	1	1	1	-
Show Cause	SC	1	1	1	1	-
Traffic Total		150	176	209	143	66
<u>Civil</u>						
Garnishment	GA	14	4	17	13	4
Impoundment	IM	1	0	1	1	-
Motion for Judgment	MJ	1	1	1	1	-
Overweight	OC	1	0	1	1	-
Other	OT	2	6	8	2	6
Protective Order	PO	2	1	3	2	1
Prelim Prot Order	PP	2	0	2	2	-
Show Cause	SC	0	9	10	2	8
Unlawful Detainer	UD	1	3	3	3	-
Warrant in Debt	WD	40	51	63	36	27
Civil Total		64	75	109	63	46
Dickenson Totals		261	455	526	292	234

Calendared Filings with Top 12 Scheduled Times

	M	T	W	F		
Week 1					Tue-11:00AM	46%
					Tue-09:00AM	26%
					Tue-10:00AM	15%
Week 2					Tue-08:30AM	9%
					Tue-09:30AM	1%
					Fri-11:00AM	0%
Week 3					Mon-08:30AM	0%
					Mon-09:00AM	0%
					Tue-09:25AM	0%
					Tue-12:00PM	0%
					Tue-13:00PM	0%
					Wed-09:00AM	0%



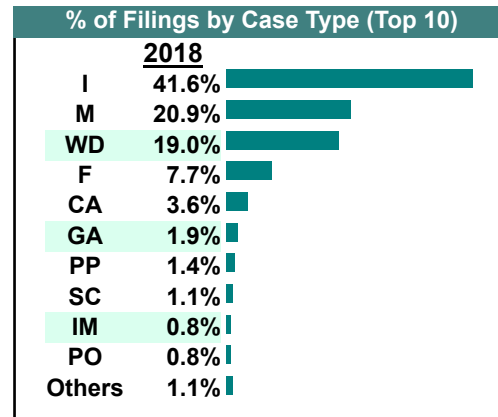
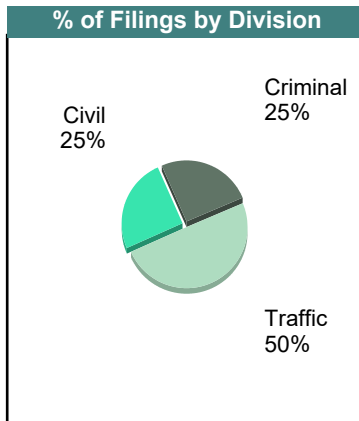
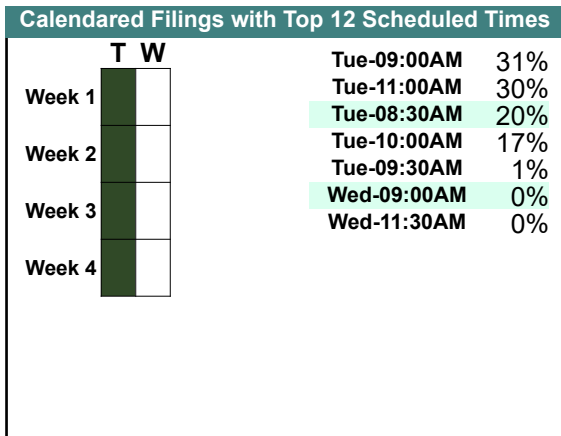
CASELOAD STATISTICS OF THE GENERAL DISTRICT COURTS

November 2018

Dickenson

District: 29

		<u>Filings</u>	<u>Hearings</u>	<u>Transactions</u>	<u>Concluded</u>	<u>Cont</u>
<u>Criminal</u>						
Capias	CA	10	20	20	5	15
Felony	F	26	56	56	9	47
Misdemeanor	M	53	104	105	30	75
Show Cause	SC	3	7	7	2	5
Criminal Total		92	187	188	46	142
<u>Traffic</u>						
Capias	CA	3	5	5	1	4
Felony	F	2	2	2	0	2
Infraction	I	151	115	186	164	22
Misdemeanor	M	23	46	46	23	23
Show Cause	SC	1	1	1	1	-
Traffic Total		180	169	240	189	51
<u>Civil</u>						
Detinue	DT	1	0	1	1	-
Garnishment	GA	7	1	10	9	1
Impoundment	IM	3	0	3	3	-
Overweight	OC	1	0	1	1	-
Other	OT	1	1	4	3	1
Protective Order	PO	3	4	6	2	4
Prelim Prot Order	PP	5	0	5	5	-
Show Cause	SC	0	4	5	1	4
Unlawful Detainer	UD	1	2	2	1	1
Warrant in Debt	WD	69	71	78	55	23
Civil Total		91	83	115	81	34
Dickenson Totals		363	439	543	316	227



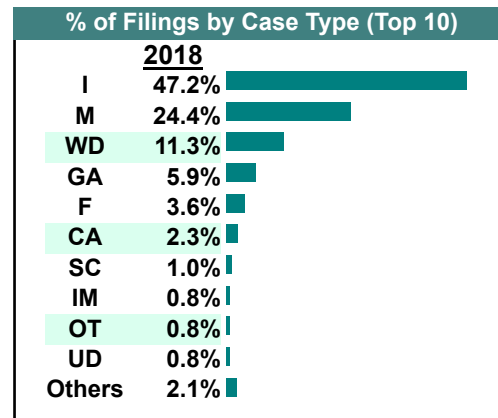
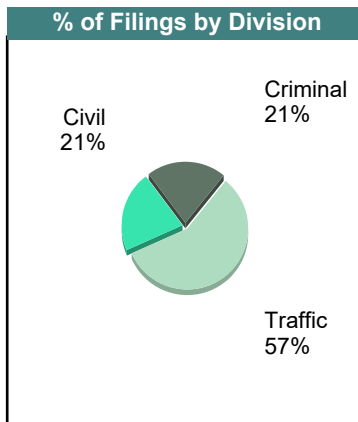
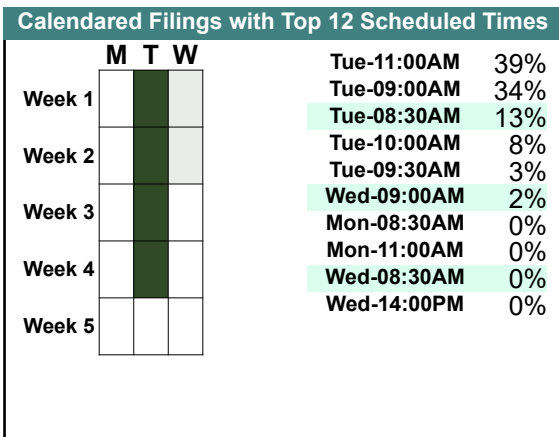
CASELOAD STATISTICS OF THE GENERAL DISTRICT COURTS

October 2018

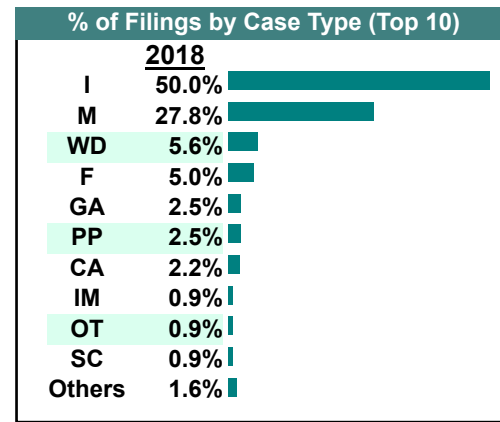
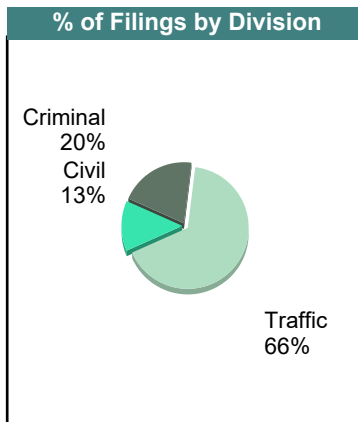
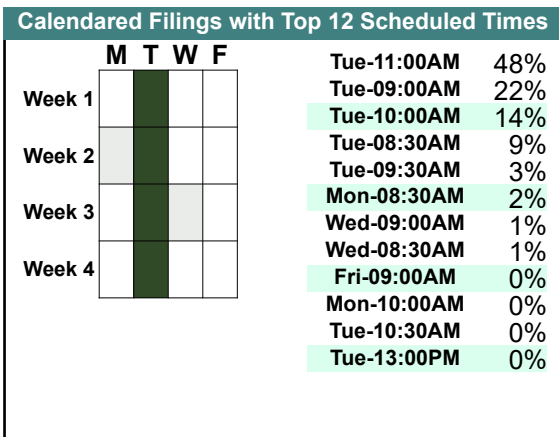
Dickenson

District: 29

		<u>Filings</u>	<u>Hearings</u>	<u>Transactions</u>	<u>Concluded</u>	<u>Cont</u>
<u>Criminal</u>						
Capias	CA	8	22	22	5	17
Felony	F	14	36	36	19	17
Misdemeanor	M	57	108	114	42	72
Show Cause	SC	4	13	13	2	11
Criminal Total		83	179	185	68	117
<u>Traffic</u>						
Capias	CA	1	6	6	3	3
Civil Violation	CV	1	0	1	1	-
Infraction	I	184	146	203	155	48
Misdemeanor	M	38	59	59	22	37
Show Cause	SC	0	1	1	1	-
Traffic Total		224	212	270	182	88
<u>Civil</u>						
Admin License	AL	2	0	2	2	-
Detinue	DT	0	1	1	1	-
Garnishment	GA	23	9	27	18	9
Impoundment	IM	3	0	3	3	-
Interrogatory	IN	1	0	1	1	-
Other	OT	3	8	11	3	8
Protective Order	PO	2	0	2	2	-
Prelim Prot Order	PP	2	0	2	2	-
Show Cause	SC	0	10	11	1	10
Unlawful Detainer	UD	3	4	4	2	2
Warrant in Debt	WD	44	55	65	41	24
Civil Total		83	87	129	76	53
Dickenson Totals		390	478	584	326	258



		<u>Filings</u>	<u>Hearings</u>	<u>Transactions</u>	<u>Concluded</u>	<u>Cont</u>
<u>Criminal</u>						
Capias	CA	4	14	14	3	11
Civil Violation	CV	0	3	3	2	1
Felony	F	16	47	47	13	34
Misdemeanor	M	42	120	124	41	83
Show Cause	SC	3	8	8	1	7
Criminal Total		65	192	196	60	136
<u>Traffic</u>						
Capias	CA	3	3	3	1	2
Civil Violation	CV	1	1	1	1	-
Infraction	I	160	115	184	158	26
Misdemeanor	M	47	72	72	49	23
Restricted O/L	RL	1	1	1	1	-
Traffic Total		212	192	261	210	51
<u>Civil</u>						
Detinue	DT	1	2	2	0	2
Garnishment	GA	8	2	9	7	2
Impoundment	IM	3	0	3	3	-
Interrogatory	IN	0	0	1	1	-
Other	OT	3	4	8	4	4
Protective Order	PO	1	1	1	0	1
Prelim Prot Order	PP	8	0	8	8	-
Show Cause	SC	0	8	9	1	8
Unlawful Detainer	UD	1	1	2	1	1
Warrant in Debt	WD	18	92	113	56	57
Civil Total		43	110	156	81	75
Dickenson Totals		320	494	613	351	262



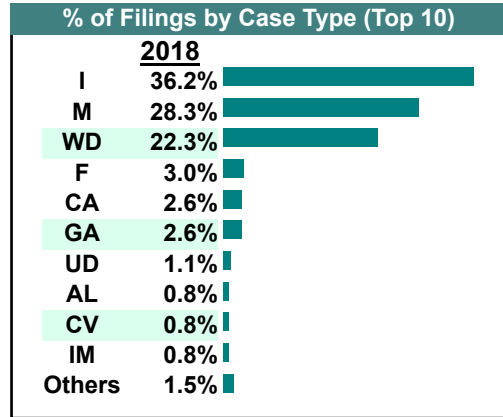
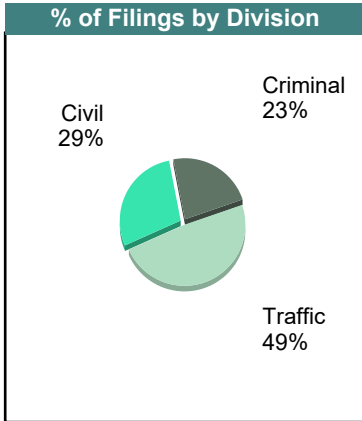
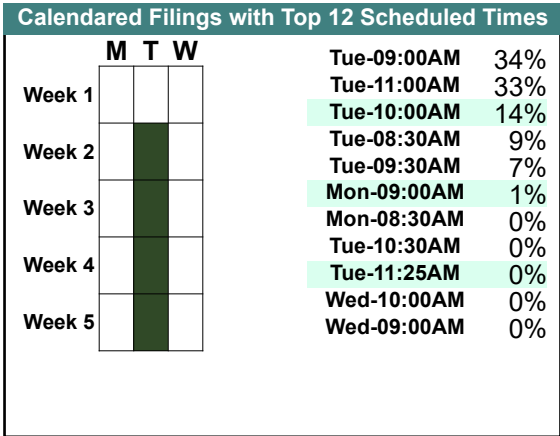
CASELOAD STATISTICS OF THE GENERAL DISTRICT COURTS

August 2018

Dickenson


District: 29

		<u>Filings</u>	<u>Hearings</u>	<u>Transactions</u>	<u>Concluded</u>	<u>Cont</u>
<u>Criminal</u>						
Capias	CA	5	12	12	6	6
Civil Violation	CV	1	2	2	0	2
Felony	F	8	43	43	30	13
Misdemeanor	M	45	109	110	42	68
Show Cause	SC	1	9	9	4	5
Criminal Total		60	175	176	82	94
<u>Traffic</u>						
Capias	CA	2	4	4	2	2
Civil Violation	CV	1	1	1	1	-
Infraction	I	96	73	111	95	16
Misdemeanor	M	30	48	48	31	17
Traffic Total		129	126	164	129	35
<u>Civil</u>						
Admin License	AL	2	0	2	2	-
Garnishment	GA	7	0	9	9	-
Impoundment	IM	2	0	2	2	-
Interrogatory	IN	1	0	1	1	-
Other	OT	1	4	8	5	3
Show Cause	SC	1	9	12	3	9
Unlawful Detainer	UD	3	2	3	3	-
Warrant in Debt	WD	59	79	84	24	60
Civil Total		76	94	121	49	72
Dickenson Totals		265	395	461	260	201

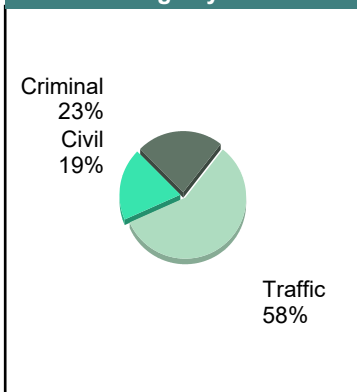


		Filings	Hearings	Transactions	Concluded	Cont
<u>Criminal</u>						
Capias	CA	3	13	13	2	11
Civil Violation	CV	0	1	1	0	1
Felony	F	7	23	23	3	20
Misdemeanor	M	40	69	73	28	45
Show Cause	SC	6	16	16	1	15
Criminal Total		56	122	126	34	92
<u>Traffic</u>						
Capias	CA	2	3	3	1	2
Infraction	I	118	89	135	119	16
Misdemeanor	M	20	35	35	19	16
Restricted O/L	RL	1	1	1	1	-
Show Cause	SC	0	1	1	0	1
Traffic Total		141	129	175	140	35
<u>Civil</u>						
Detinue	DT	1	1	2	2	-
Garnishment	GA	10	3	12	9	3
Interrogatory	IN	1	1	1	0	1
Other	OT	8	12	13	1	12
Protective Order	PO	1	0	1	1	-
Prelim Prot Order	PP	2	0	2	2	-
Show Cause	SC	0	11	11	0	11
Unlawful Detainer	UD	0	0	1	1	-
Warrant in Debt	WD	24	22	31	21	10
Civil Total		47	50	74	37	37
Dickenson Totals		244	301	375	211	164

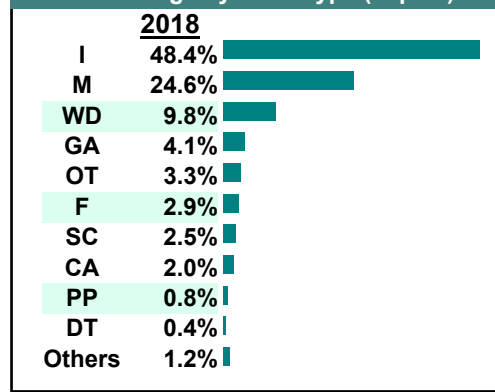
Calendared Filings with Top 12 Scheduled Times



% of Filings by Division



% of Filings by Case Type (Top 10)



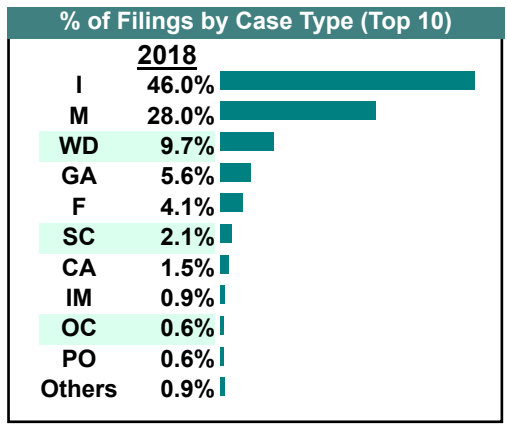
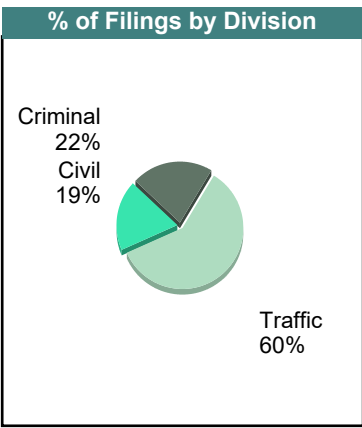
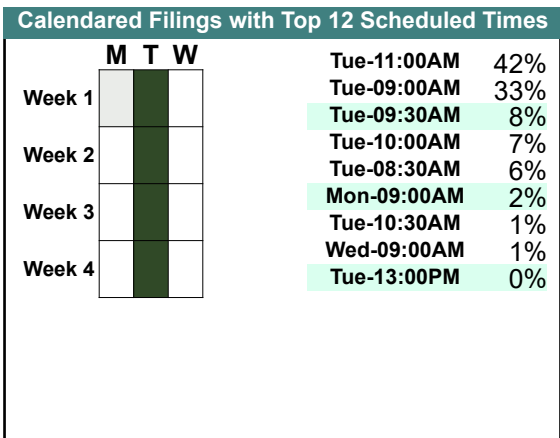
CASELOAD STATISTICS OF THE GENERAL DISTRICT COURTS

June 2018

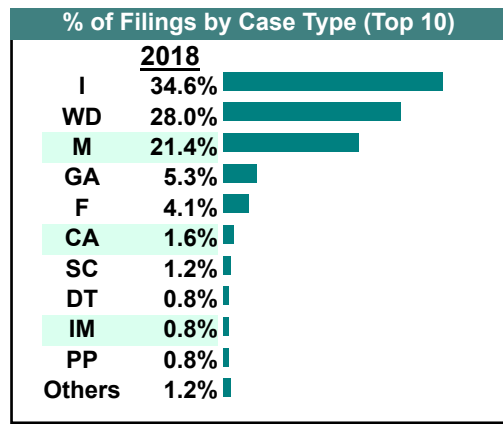
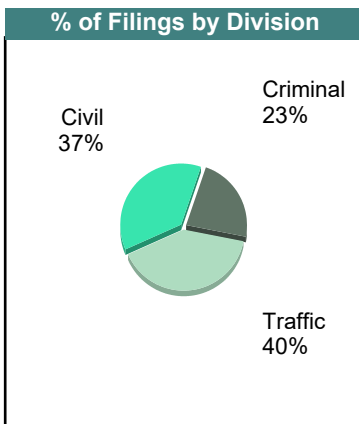
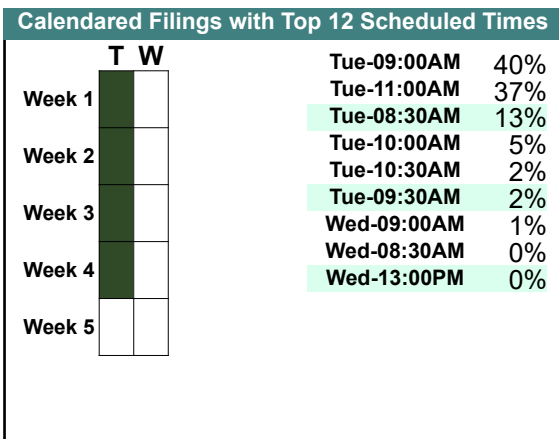
Dickenson

District: 29

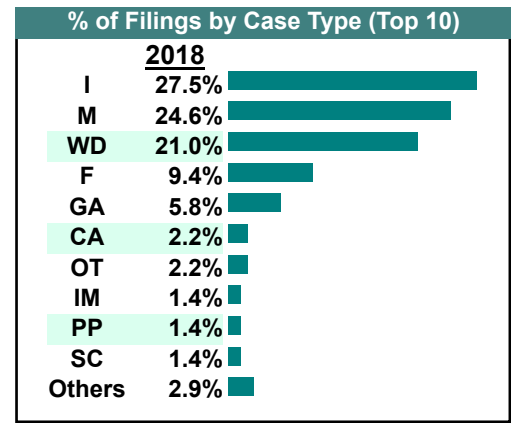
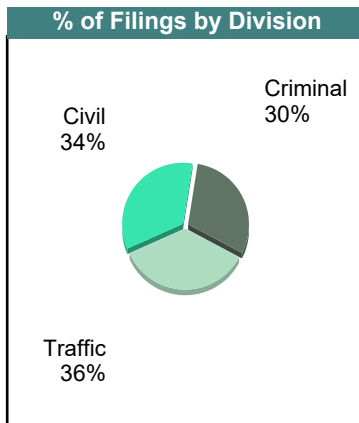
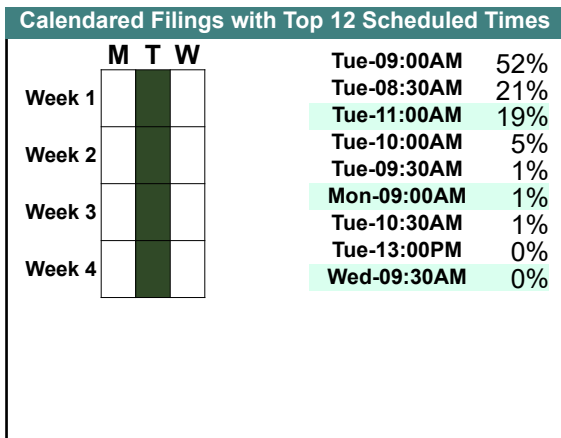
		<u>Filings</u>	<u>Hearings</u>	<u>Transactions</u>	<u>Concluded</u>	<u>Cont</u>
<u>Criminal</u>						
Capias	CA	5	9	9	1	8
Civil Violation	CV	1	1	1	0	1
Felony	F	14	42	42	11	31
Misdemeanor	M	49	108	115	58	57
Show Cause	SC	5	12	12	5	7
Criminal Total		74	172	179	75	104
<u>Traffic</u>						
Capias	CA	0	1	1	1	-
Infraction	I	156	115	173	152	21
Misdemeanor	M	46	60	60	38	22
Traffic Total		202	176	234	191	43
<u>Civil</u>						
Detinue	DT	1	2	2	1	1
Garnishment	GA	19	1	21	20	1
Impoundment	IM	3	0	3	3	-
Overweight	OC	2	0	2	2	-
Other	OT	0	3	3	0	3
Protective Order	PO	2	2	5	3	2
Prelim Prot Order	PP	0	0	2	2	-
Show Cause	SC	2	10	11	1	10
Unlawful Detainer	UD	1	2	2	0	2
Warrant in Debt	WD	33	38	52	38	14
Civil Total		63	58	103	70	33
Dickenson Totals		339	406	516	336	180



		<u>Filings</u>	<u>Hearings</u>	<u>Transactions</u>	<u>Concluded</u>	<u>Cont</u>
<u>Criminal</u>						
Capias	CA	4	14	14	5	9
Felony	F	10	49	49	6	43
Misdemeanor	M	38	84	84	18	66
Show Cause	SC	3	7	7	1	6
Criminal Total		55	154	154	30	124
<u>Traffic</u>						
Infraction	I	84	62	93	71	22
Misdemeanor	M	14	21	21	11	10
Traffic Total		98	83	114	82	32
<u>Civil</u>						
Detinue	DT	2	3	3	2	1
Garnishment	GA	13	2	15	13	2
Impoundment	IM	2	0	2	2	-
Other	OT	0	5	6	1	5
Protective Order	PO	1	1	3	2	1
Prelim Prot Order	PP	2	1	2	1	1
Show Cause	SC	0	10	10	0	10
Unlawful Detainer	UD	2	3	3	2	1
Warrant in Debt	WD	68	74	86	64	22
Civil Total		90	99	130	87	43
Dickenson Totals		243	336	398	199	199



		<u>Filings</u>	<u>Hearings</u>	<u>Transactions</u>	<u>Concluded</u>	<u>Cont</u>
<u>Criminal</u>						
Capias	CA	3	16	16	7	9
Felony	F	13	38	38	15	23
Misdemeanor	M	24	60	61	27	34
Show Cause	SC	2	10	10	2	8
Criminal Total		42	124	125	51	74
<u>Traffic</u>						
Capias	CA	0	1	1	0	1
Infraction	I	38	40	47	38	9
Misdemeanor	M	10	23	23	6	17
Motion	MO	1	1	1	1	-
Show Cause	SC	0	1	1	0	1
Traffic Total		49	66	73	45	28
<u>Civil</u>						
Detinue	DT	1	2	2	2	-
Garnishment	GA	8	3	10	7	3
Impoundment	IM	2	0	2	2	-
Other	OT	3	3	6	3	3
Protective Order	PO	1	1	1	0	1
Prelim Prot Order	PP	2	1	3	2	1
Show Cause	SC	0	9	10	1	9
Unlawful Detainer	UD	1	1	1	0	1
Warrant in Debt	WD	29	38	51	36	15
Civil Total		47	58	86	53	33
Dickenson Totals		138	248	284	149	135



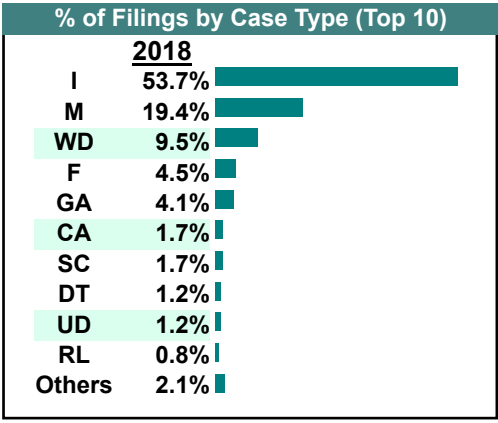
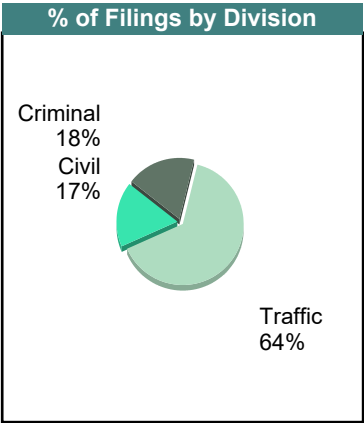
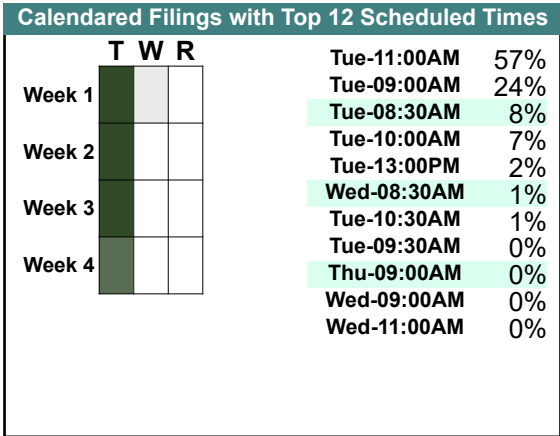
CASELOAD STATISTICS OF THE GENERAL DISTRICT COURTS

March 2018

Dickenson

District: 29

		<u>Filings</u>	<u>Hearings</u>	<u>Transactions</u>	<u>Concluded</u>	<u>Cont</u>
<u>Criminal</u>						
Capias	CA	4	12	12	2	10
Civil Violation	CV	1	3	3	3	-
Felony	F	11	58	58	17	41
Misdemeanor	M	24	92	94	46	48
Show Cause	SC	4	9	9	4	5
Criminal Total		44	174	176	72	104
<u>Traffic</u>						
Infraction	I	130	99	147	140	7
Misdemeanor	M	23	39	39	25	14
Other	O	1	1	1	1	-
Restricted O/L	RL	2	2	2	2	-
Traffic Total		156	141	189	168	21
<u>Civil</u>						
Detinue	DT	3	5	5	2	3
Garnishment	GA	10	0	11	11	-
Impoundment	IM	1	0	1	1	-
Other	OT	1	3	6	3	3
Prelim Prot Order	PP	1	0	1	1	-
Show Cause	SC	0	13	13	0	13
Unlawful Detainer	UD	3	4	5	3	2
Warrant in Debt	WD	23	22	31	25	6
Civil Total		42	47	73	46	27
Dickenson Totals		242	362	438	286	152



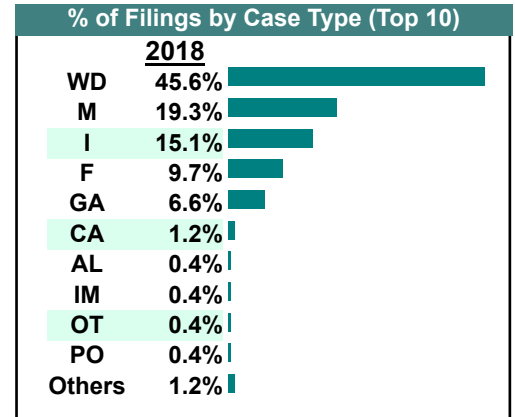
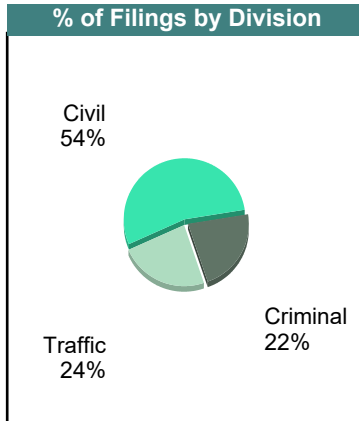
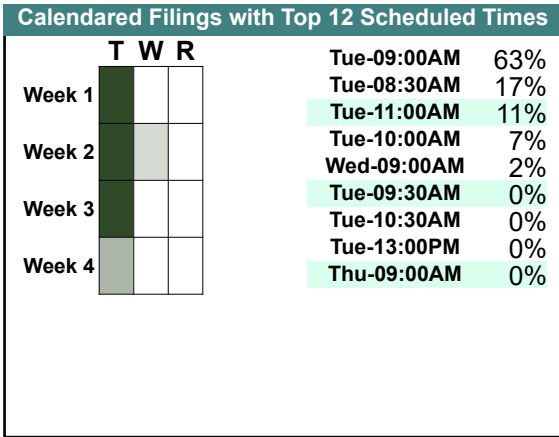
CASELOAD STATISTICS OF THE GENERAL DISTRICT COURTS

February 2018

Dickenson

District: 29

		Filings	Hearings	Transactions	Concluded	Cont
<u>Criminal</u>						
Capias	CA	3	13	13	2	11
Civil Violation	CV	0	1	1	0	1
Felony	F	25	66	66	18	48
Misdemeanor	M	29	84	86	33	53
Show Cause	SC	1	6	6	1	5
Criminal Total		58	170	172	54	118
<u>Traffic</u>						
Capias	CA	0	3	3	3	-
Felony	F	0	1	1	1	-
Infraction	I	39	42	49	42	7
Misdemeanor	M	21	32	32	23	9
Restricted O/L	RL	1	1	1	1	-
Traffic Total		61	79	86	70	16
<u>Civil</u>						
Admin License	AL	1	0	1	1	-
Detinue	DT	0	1	1	0	1
Garnishment	GA	17	2	17	15	2
Impoundment	IM	1	0	1	1	-
Other	OT	1	5	6	1	5
Protective Order	PO	1	0	2	2	-
Prelim Prot Order	PP	1	0	1	1	-
Show Cause	SC	0	6	8	2	6
Warrant in Debt	WD	118	133	146	107	39
Civil Total		140	147	183	130	53
Dickenson Totals		259	396	441	254	187



CASELOAD STATISTICS OF THE GENERAL DISTRICT COURTS


January 2018

Dickenson

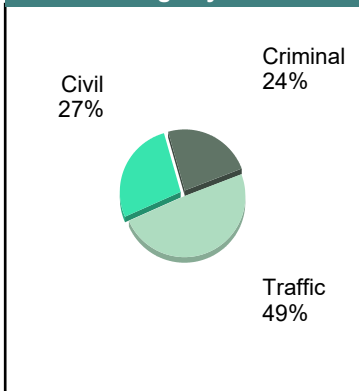
District: 29

		<u>Filings</u>	<u>Hearings</u>	<u>Transactions</u>	<u>Concluded</u>	<u>Cont</u>
<u>Criminal</u>						
Capias	CA	3	11	11	1	10
Civil Violation	CV	0	2	2	1	1
Felony	F	21	63	63	26	37
Misdemeanor	M	33	76	77	28	49
Show Cause	SC	2	7	7	1	6
Criminal Total		59	159	160	57	103
<u>Traffic</u>						
Capias	CA	0	6	6	3	3
Felony	F	1	1	1	0	1
Infraction	I	104	80	137	121	16
Misdemeanor	M	17	37	37	27	10
Restricted O/L	RL	1	1	1	1	-
Show Cause	SC	0	2	2	1	1
Traffic Total		123	127	184	153	31
<u>Civil</u>						
Admin License	AL	1	0	1	1	-
Detinue	DT	0	1	1	0	1
Garnishment	GA	3	3	10	7	3
Impoundment	IM	2	0	2	2	-
Other	OT	2	8	9	2	7
Protective Order	PO	1	1	1	0	1
Prelim Prot Order	PP	4	0	4	4	-
Petition-Restore Arms	PR	1	1	1	0	1
Show Cause	SC	0	6	6	0	6
Unlawful Detainer	UD	2	1	2	2	-
Warrant in Debt	WD	52	50	60	54	6
Civil Total		68	71	97	72	25
Dickenson Totals		250	357	441	282	159

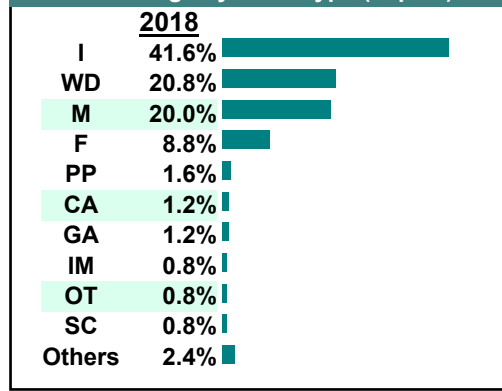
Calendared Filings with Top 12 Scheduled Times



% of Filings by Division



% of Filings by Case Type (Top 10)




CASELOAD STATISTICS OF THE GENERAL DISTRICT COURTS

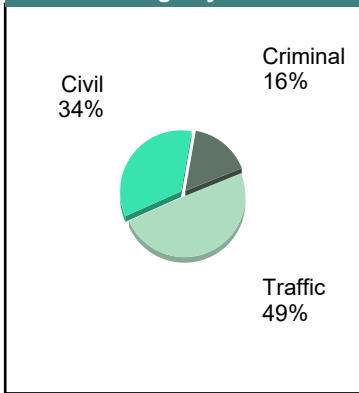
December 2018

		<u>Filings</u>	<u>Hearings</u>	<u>Transactions</u>	<u>Concluded</u>	<u>Cont</u>
<u>Criminal</u>						
Capias	CA	13	32	32	12	20
Felony	F	28	200	200	87	113
Misdemeanor	M	44	115	117	36	81
Show Cause	SC	24	59	59	13	46
Criminal Total		109	406	408	148	260
<u>Traffic</u>						
Capias	CA	9	43	43	15	28
Civil Violation	CV	0	2	2	0	2
Felony	F	2	3	3	0	3
Infraction	I	218	187	267	224	43
Misdemeanor	M	45	116	116	43	73
Show Cause	SC	58	141	141	61	80
Traffic Total		332	492	572	343	229
<u>Civil</u>						
Admin License	AL	2	0	3	3	-
Capias	CA	0	1	1	0	1
Detinue	DT	1	1	2	1	1
Garnishment	GA	49	16	57	41	16
Impoundment	IM	1	0	1	1	-
Interrogatory	IN	0	1	1	0	1
Motion for Judgment	MJ	1	1	1	1	-
Other	OT	1	0	1	1	-
Prelim Prot Order	PP	1	2	4	2	2
Show Cause	SC	0	2	2	0	2
Unlawful Detainer	UD	10	9	11	9	2
Warrant in Debt	WD	165	185	232	166	66
Civil Total		231	218	316	225	91
Russell Totals		672	1,116	1,296	716	580

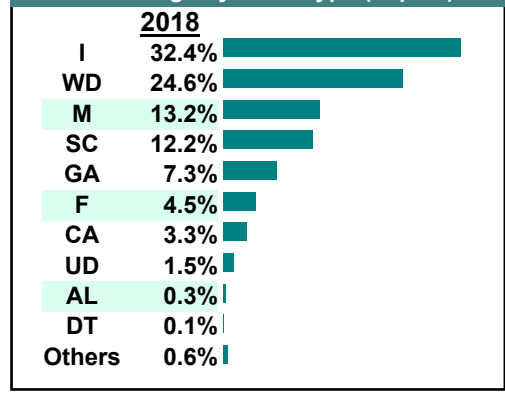
Calendared Filings with Top 12 Scheduled Times



% of Filings by Division



% of Filings by Case Type (Top 10)



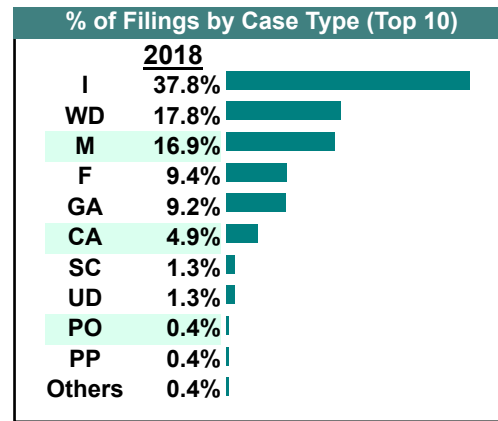
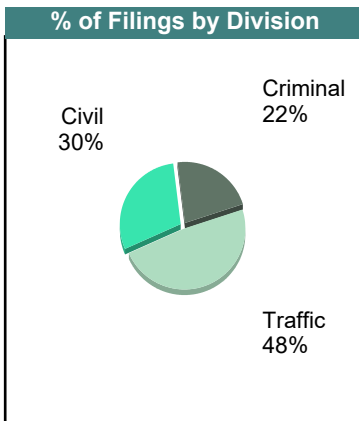
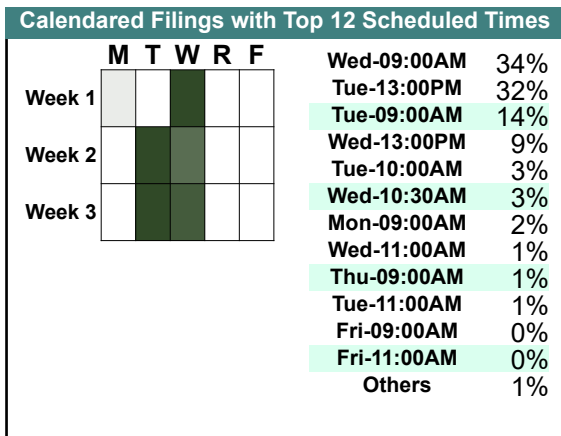
CASELOAD STATISTICS OF THE GENERAL DISTRICT COURTS

November 2018

Russell

District: 29

		<u>Filings</u>	<u>Hearings</u>	<u>Transactions</u>	<u>Concluded</u>	<u>Cont</u>
<u>Criminal</u>						
Capias	CA	11	42	42	21	21
Felony	F	42	186	186	28	158
Misdemeanor	M	40	143	145	54	91
Show Cause	SC	5	47	47	21	26
Criminal Total		98	418	420	124	296
<u>Traffic</u>						
Capias	CA	11	37	37	8	29
Civil Violation	CV	0	2	2	0	2
Felony	F	0	2	2	1	1
Infraction	I	168	174	237	181	56
Misdemeanor	M	35	121	121	59	62
Show Cause	SC	1	81	81	17	64
Traffic Total		215	417	480	266	214
<u>Civil</u>						
Admin License	AL	1	1	1	0	1
Detinue	DT	0	0	1	1	-
Garnishment	GA	41	8	42	34	8
Overweight	OC	1	1	1	0	1
Protective Order	PO	2	3	4	1	3
Prelim Prot Order	PP	2	3	5	2	3
Unlawful Detainer	UD	6	4	6	6	-
Warrant in Debt	WD	79	85	94	56	38
Civil Total		132	105	154	100	54
Russell Totals		445	940	1,054	490	564



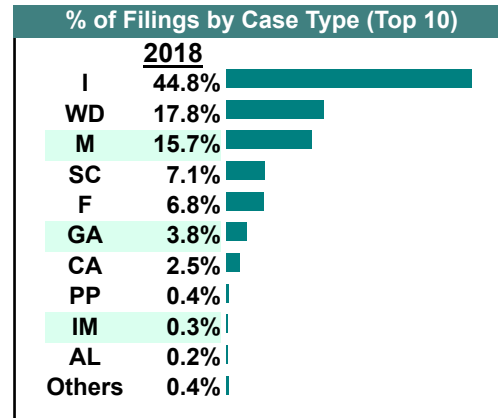
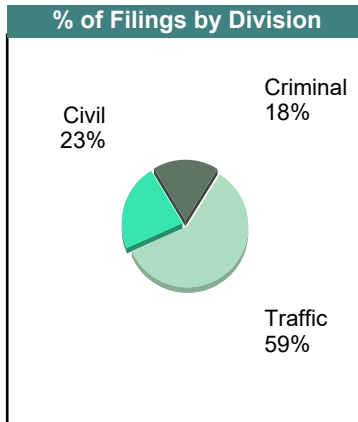
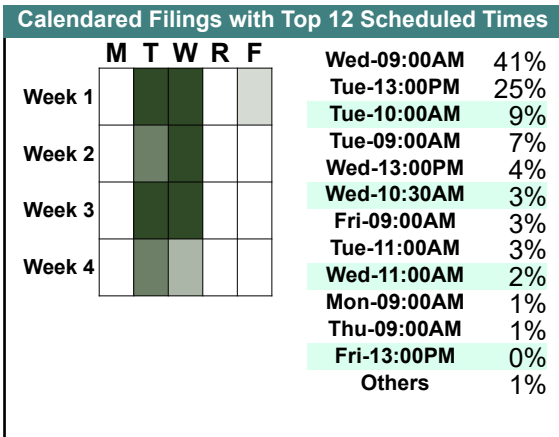
CASELOAD STATISTICS OF THE GENERAL DISTRICT COURTS

October 2018

Russell

District: 29

		<u>Filings</u>	<u>Hearings</u>	<u>Transactions</u>	<u>Concluded</u>	<u>Cont</u>
<u>Criminal</u>						
Capias	CA	16	28	28	10	18
Civil Violation	CV	1	1	1	1	-
Felony	F	62	287	287	76	211
Misdemeanor	M	67	240	245	130	115
Show Cause	SC	21	39	39	19	20
Criminal Total		167	595	600	236	364
<u>Traffic</u>						
Capias	CA	8	27	27	3	24
Civil Violation	CV	1	1	1	0	1
Felony	F	2	9	9	2	7
Infraction	I	422	322	477	375	102
Misdemeanor	M	81	150	150	56	94
Show Cause	SC	45	110	110	32	78
Traffic Total		559	619	774	468	306
<u>Civil</u>						
Admin License	AL	2	0	2	2	-
Detinue	DT	0	1	1	0	1
Garnishment	GA	36	6	43	37	6
Impoundment	IM	3	0	3	3	-
Other	OT	2	0	2	2	-
Prelim Prot Order	PP	4	3	8	5	3
Show Cause	SC	1	0	1	1	-
Unlawful Detainer	UD	0	0	1	1	-
Warrant in Debt	WD	168	174	198	147	51
Civil Total		216	184	259	198	61
Russell Totals		942	1,398	1,633	902	731



CASELOAD STATISTICS OF THE GENERAL DISTRICT COURTS

September 2018

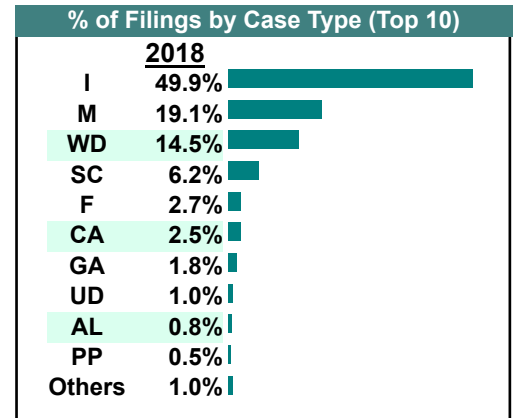
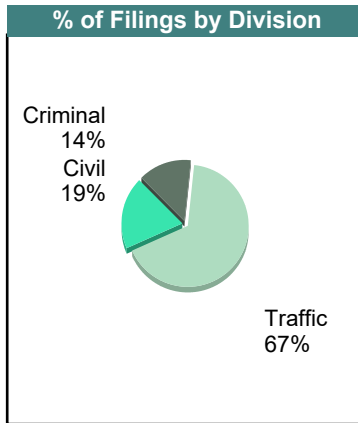
Russell

District: 29

		<u>Filings</u>	<u>Hearings</u>	<u>Transactions</u>	<u>Concluded</u>	<u>Cont</u>
<u>Criminal</u>						
Capias	CA	7	26	26	11	15
Civil Violation	CV	2	2	2	2	-
Felony	F	15	190	190	53	137
Misdemeanor	M	52	170	172	74	98
Show Cause	SC	9	50	50	12	38
Criminal Total		85	438	440	152	288
<u>Traffic</u>						
Capias	CA	8	34	34	15	19
Civil Violation	CV	0	2	2	1	1
Felony	F	1	6	6	3	3
Infraction	I	300	254	371	303	68
Misdemeanor	M	63	185	185	89	96
Other	O	0	1	1	1	-
Show Cause	SC	28	101	101	33	68
Traffic Total		400	583	700	445	255
<u>Civil</u>						
Admin License	AL	5	1	5	4	-
Capias	CA	0	1	1	0	1
Detinue	DT	1	2	2	0	2
Garnishment	GA	11	4	24	20	4
Interrogatory	IN	0	1	1	0	1
Overweight	OC	1	0	1	1	-
Other	OT	2	0	2	2	-
Prelim Prot Order	PP	3	3	3	0	3
Show Cause	SC	0	2	2	0	2
Unlawful Detainer	UD	6	9	10	9	1
Warrant in Debt	WD	87	89	131	94	37
Civil Total		116	112	182	130	51
Russell Totals		601	1,133	1,322	727	594

Calendared Filings with Top 12 Scheduled Times

	M	T	W	R	F		
Week 1	█	█	█			Wed-09:00AM	44%
						Tue-13:00PM	20%
Week 2		█				Tue-09:00AM	16%
						Wed-13:00PM	6%
Week 3	█	█				Tue-11:00AM	5%
						Tue-10:00AM	5%
Week 4		█				Thu-09:00AM	1%
						Wed-11:00AM	1%
						Mon-08:30AM	0%
						Tue-10:30AM	0%
						Wed-10:30AM	0%
						Fri-09:00AM	0%
						Others	0%

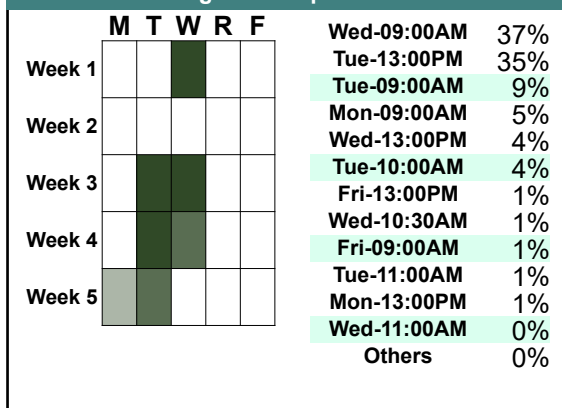


CASELOAD STATISTICS OF THE GENERAL DISTRICT COURTS

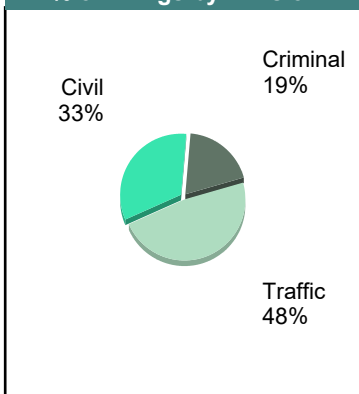
August 2018

		<u>Filings</u>	<u>Hearings</u>	<u>Transactions</u>	<u>Concluded</u>	<u>Cont</u>
<u>Criminal</u>						
Capias	CA	7	34	34	12	22
Felony	F	76	320	320	40	280
Misdemeanor	M	57	196	201	81	120
Show Cause	SC	3	54	54	15	39
Criminal Total		143	604	609	148	461
<u>Traffic</u>						
Capias	CA	11	35	35	11	24
Civil Violation	CV	0	1	1	0	1
Felony	F	2	10	10	3	7
Infraction	I	257	208	320	267	53
Misdemeanor	M	84	177	177	77	100
Other	O	0	1	1	0	1
Show Cause	SC	3	72	72	15	57
Traffic Total		357	504	616	373	243
<u>Civil</u>						
Abstract	AJ	1	0	1	1	-
Detinue	DT	0	0	1	1	-
Garnishment	GA	66	18	74	56	18
Impoundment	IM	2	0	2	2	-
Motion for Judgment	MJ	1	0	1	1	-
Other	OT	2	0	2	2	-
Protective Order	PO	1	0	1	1	-
Prelim Prot Order	PP	1	0	1	1	-
Unlawful Detainer	UD	10	8	11	7	4
Warrant in Debt	WD	162	179	220	167	53
Civil Total		246	205	314	239	75
Russell Totals		746	1,313	1,539	760	779

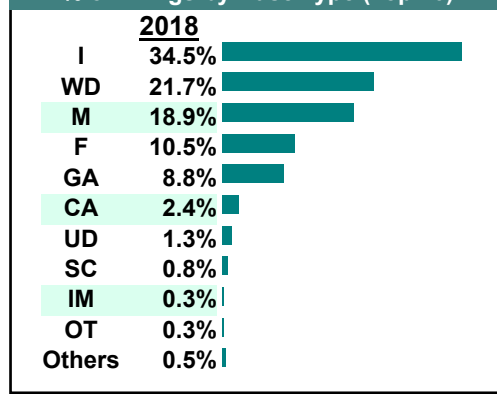
Calendared Filings with Top 12 Scheduled Times



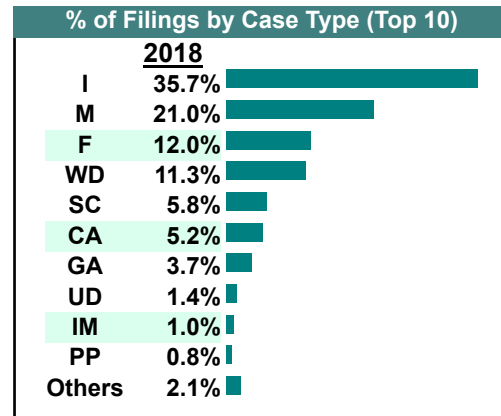
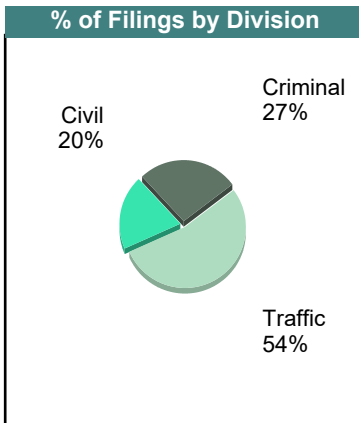
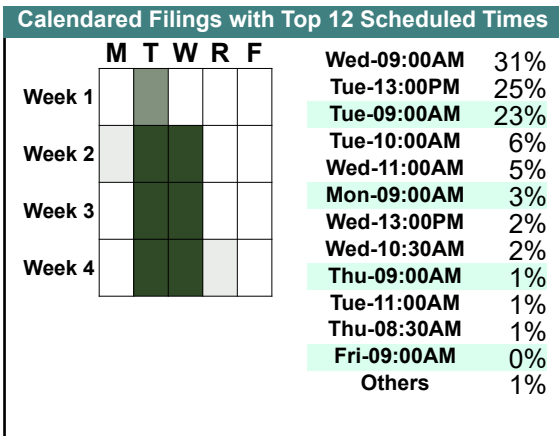
% of Filings by Division



% of Filings by Case Type (Top 10)



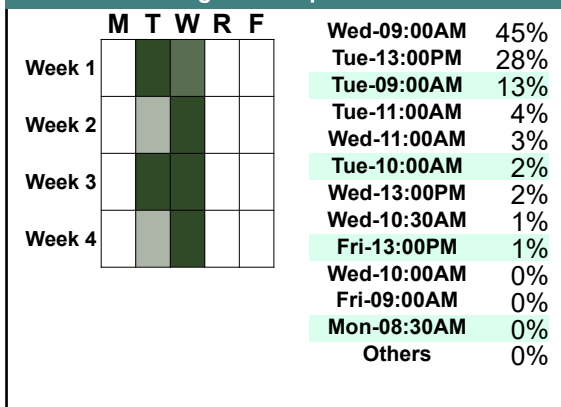
		Filings	Hearings	Transactions	Concluded	Cont
<u>Criminal</u>						
Capias	CA	9	22	22	5	17
Felony	F	57	168	168	49	119
Misdemeanor	M	56	170	174	51	123
Show Cause	SC	7	39	39	9	30
Criminal Total		129	399	403	114	289
<u>Traffic</u>						
Capias	CA	16	29	29	12	17
Civil Violation	CV	0	2	2	1	1
Felony	F	1	1	1	0	1
Infraction	I	173	140	224	163	61
Misdemeanor	M	46	107	107	42	65
Other	O	1	1	1	0	1
Restricted O/L	RL	2	2	2	2	-
Show Cause	SC	21	80	80	37	43
Traffic Total		260	362	446	257	189
<u>Civil</u>						
Admin License	AL	1	0	1	1	-
Capias	CA	0	1	1	0	1
Counter Claim	CC	0	0	1	1	-
Detinue	DT	3	2	4	2	2
Garnishment	GA	18	3	21	18	3
Impoundment	IM	5	0	5	5	-
Interrogatory	IN	0	1	1	0	1
Other	OT	1	0	1	1	-
Protective Order	PO	2	0	2	2	-
Prelim Prot Order	PP	4	1	7	6	1
Show Cause	SC	0	2	2	0	2
Unlawful Detainer	UD	7	8	11	8	3
Warrant in Debt	WD	55	56	63	36	27
Civil Total		96	74	120	80	40
Russell Totals		485	835	969	451	518



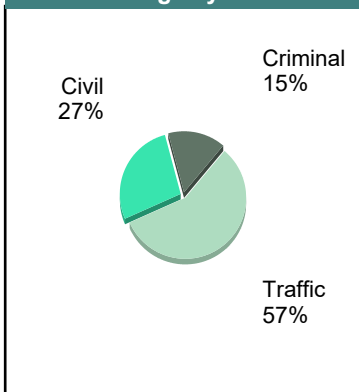
June 2018

		Filings	Hearings	Transactions	Concluded	Cont
<u>Criminal</u>						
Capias	CA	7	38	38	20	18
Felony	F	42	216	216	10	206
Misdemeanor	M	72	197	200	56	144
Show Cause	SC	21	84	84	32	52
Criminal Total		142	535	538	118	420
<u>Traffic</u>						
Capias	CA	5	48	48	25	23
Civil Violation	CV	1	2	2	0	2
Felony	F	3	10	10	4	6
Infraction	I	404	287	454	386	68
Misdemeanor	M	74	199	200	86	114
Show Cause	SC	40	151	151	52	99
Traffic Total		527	697	865	553	312
<u>Civil</u>						
Admin License	AL	2	0	2	2	-
Capias	CA	0	1	1	0	1
Detinue	DT	1	1	1	1	-
Garnishment	GA	29	7	33	26	7
Interrogatory	IN	0	1	1	0	1
Prelim Prot Order	PP	5	6	13	7	6
Show Cause	SC	0	2	2	0	2
Unlawful Detainer	UD	11	8	11	9	2
Warrant in Debt	WD	205	206	275	215	60
Civil Total		253	232	339	260	79
Russell Totals		922	1,464	1,742	931	811

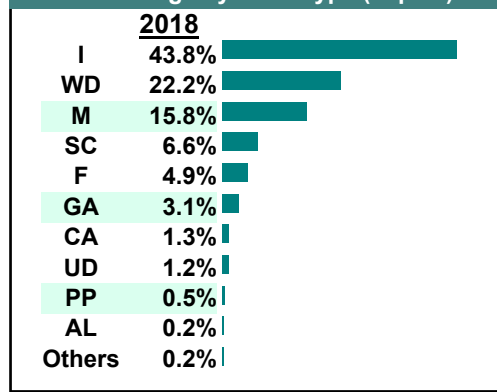
Calendared Filings with Top 12 Scheduled Times



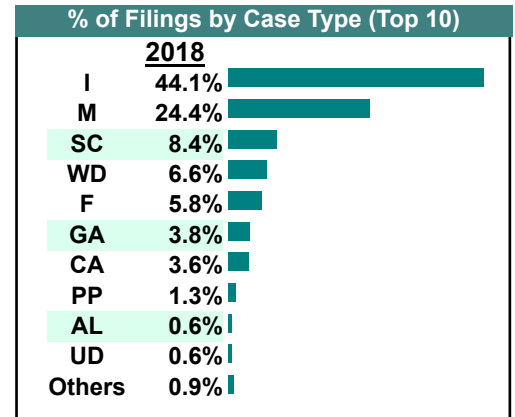
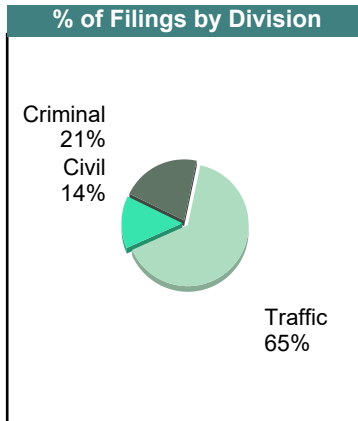
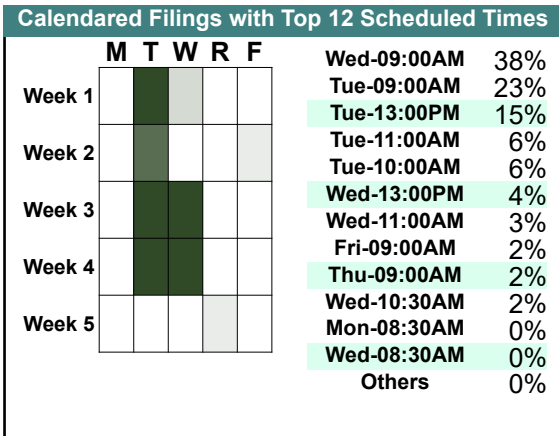
% of Filings by Division



% of Filings by Case Type (Top 10)



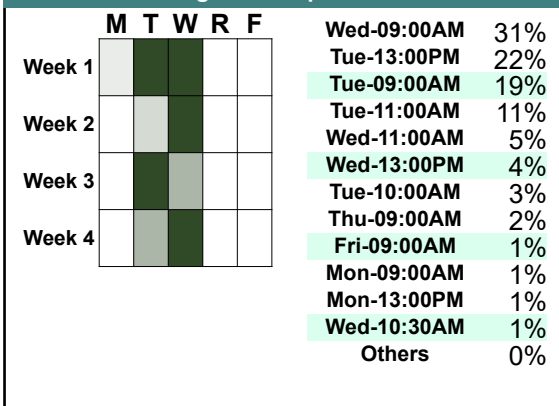
		<u>Filings</u>	<u>Hearings</u>	<u>Transactions</u>	<u>Concluded</u>	<u>Cont</u>
<u>Criminal</u>						
Capias	CA	13	41	41	19	22
Felony	F	30	105	105	35	70
Misdemeanor	M	59	162	165	56	109
Show Cause	SC	11	76	76	23	53
Criminal Total		113	384	387	133	254
<u>Traffic</u>						
Capias	CA	5	34	34	17	17
Felony	F	1	8	8	4	4
Infraction	I	235	194	278	235	43
Misdemeanor	M	71	133	133	60	73
Show Cause	SC	34	151	151	62	89
Traffic Total		346	520	604	378	226
<u>Civil</u>						
Admin License	AL	3	0	3	3	-
Capias	CA	1	1	1	0	1
Counter Claim	CC	0	1	1	0	1
Detinue	DT	2	1	2	1	1
Garnishment	GA	20	1	21	20	1
Interrogatory	IN	0	1	1	0	1
Other	OT	1	0	1	1	-
Protective Order	PO	1	0	1	1	-
Prelim Prot Order	PP	7	7	12	5	7
Petition-Restore Arms	PR	1	0	1	1	-
Show Cause	SC	0	2	2	0	2
Unlawful Detainer	UD	3	4	4	3	1
Warrant in Debt	WD	35	56	65	47	18
Civil Total		74	74	115	82	33
Russell Totals		533	978	1,106	593	513



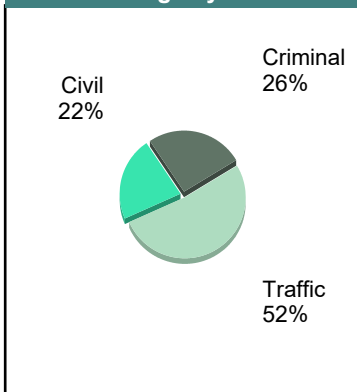
April 2018

		<u>Filings</u>	<u>Hearings</u>	<u>Transactions</u>	<u>Concluded</u>	<u>Cont</u>
<u>Criminal</u>						
Capias	CA	12	33	33	10	23
Felony	F	102	194	194	26	168
Misdemeanor	M	46	206	206	36	170
Show Cause	SC	39	90	90	38	52
Criminal Total		199	523	523	110	413
<u>Traffic</u>						
Capias	CA	7	28	28	8	20
Felony	F	0	9	9	2	7
Infraction	I	249	215	313	263	50
Misdemeanor	M	60	122	122	67	55
Show Cause	SC	84	178	178	70	108
Traffic Total		400	552	650	410	240
<u>Civil</u>						
Abstract	AJ	1	0	1	1	-
Admin License	AL	1	0	1	1	-
Detinue	DT	1	2	3	3	-
Garnishment	GA	25	3	28	25	3
Impoundment	IM	1	0	1	1	-
Interrogatory	IN	0	1	1	0	1
Other	OT	1	0	1	1	-
Protective Order	PO	1	0	1	1	-
Prelim Prot Order	PP	1	1	1	0	1
Show Cause	SC	1	2	2	0	2
Unlawful Detainer	UD	2	3	4	3	1
Warrant in Debt	WD	135	156	206	158	48
Civil Total		170	168	250	194	56
Russell Totals		769	1,243	1,423	714	709

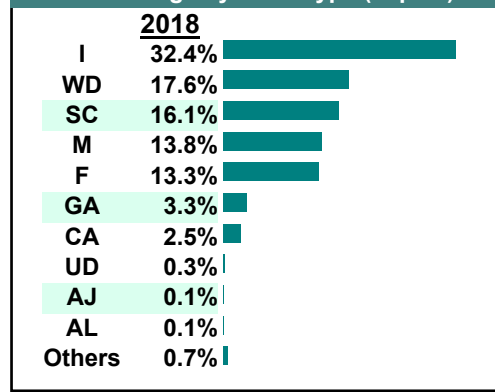
Calendared Filings with Top 12 Scheduled Times



% of Filings by Division



% of Filings by Case Type (Top 10)



CASELOAD STATISTICS OF THE GENERAL DISTRICT COURTS

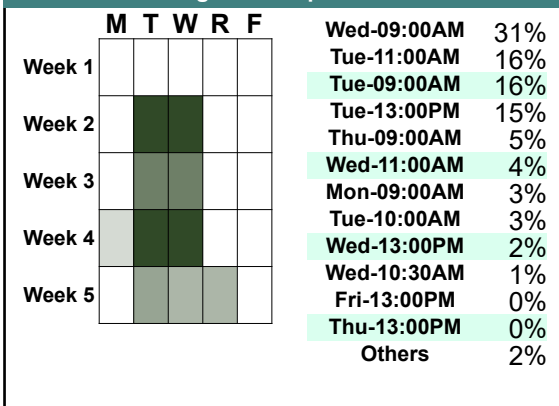
March 2018

Russell

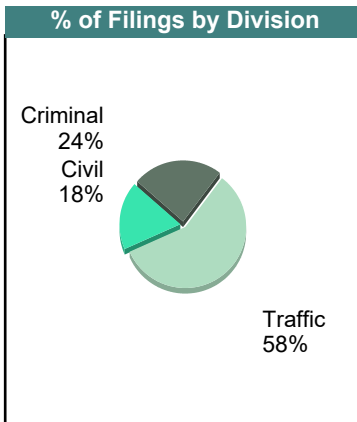
District: 29

		<u>Filings</u>	<u>Hearings</u>	<u>Transactions</u>	<u>Concluded</u>	<u>Cont</u>
<u>Criminal</u>						
Capias	CA	13	32	32	7	25
Felony	F	32	131	131	20	111
Misdemeanor	M	38	192	192	62	130
Show Cause	SC	22	59	59	21	38
Criminal Total		105	414	414	110	304
<u>Traffic</u>						
Capias	CA	15	48	48	17	31
Civil Violation	CV	1	1	1	0	1
Felony	F	5	15	15	3	12
Infraction	I	122	138	187	143	44
Misdemeanor	M	50	143	143	56	87
Restricted O/L	RL	2	2	2	2	-
Show Cause	SC	57	179	179	66	113
Traffic Total		252	526	575	287	288
<u>Civil</u>						
Abstract	AJ	2	0	2	2	-
Admin License	AL	1	0	2	2	-
Counter Claim	CC	1	1	1	0	1
Detinue	DT	4	4	5	3	2
Garnishment	GA	14	2	17	15	2
Impoundment	IM	4	0	4	4	-
Protective Order	PO	1	0	1	1	-
Prelim Prot Order	PP	6	2	11	9	2
Unlawful Detainer	UD	5	6	8	6	2
Warrant in Debt	WD	40	43	48	38	10
Civil Total		78	58	99	80	19
Russell Totals		435	998	1,088	477	611

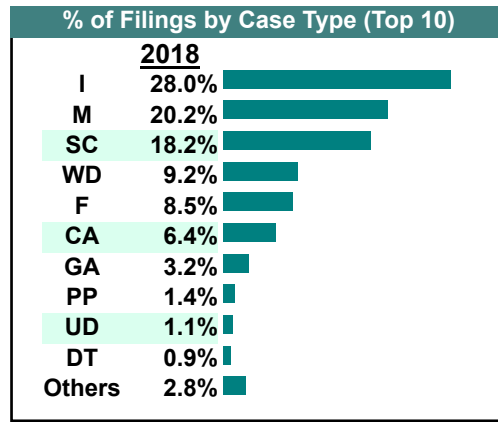
Calendared Filings with Top 12 Scheduled Times



% of Filings by Division



% of Filings by Case Type (Top 10)



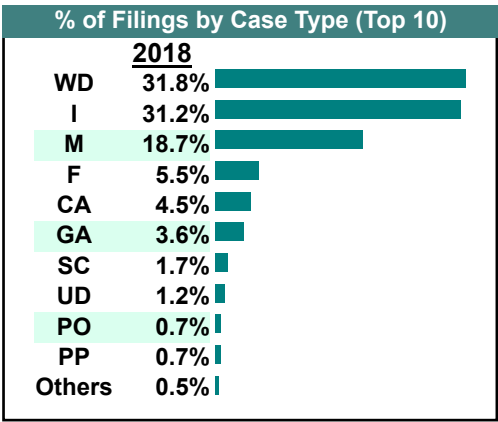
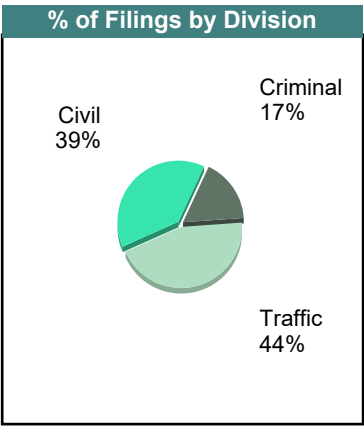
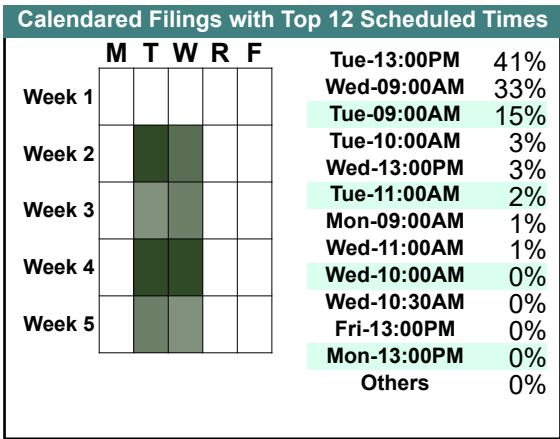
CASELOAD STATISTICS OF THE GENERAL DISTRICT COURTS

February 2018

Russell

District: 29

		<u>Filings</u>	<u>Hearings</u>	<u>Transactions</u>	<u>Concluded</u>	<u>Cont</u>
<u>Criminal</u>						
Capias	CA	12	43	43	17	26
Felony	F	31	94	94	13	81
Misdemeanor	M	53	251	253	60	193
Show Cause	SC	6	60	60	13	47
Criminal Total		102	448	450	103	347
<u>Traffic</u>						
Capias	CA	15	36	36	12	24
Civil Violation	CV	0	1	1	1	-
Felony	F	2	8	8	1	7
Infraction	I	188	220	306	245	61
Misdemeanor	M	60	158	158	76	82
Show Cause	SC	3	113	113	40	73
Traffic Total		268	536	622	375	247
<u>Civil</u>						
Abstract	AJ	1	0	1	1	-
Detinue	DT	1	1	1	0	1
Garnishment	GA	22	4	27	23	4
Interrogatory	IN	0	1	2	1	1
Other	OT	1	0	1	1	-
Protective Order	PO	4	0	4	4	-
Prelim Prot Order	PP	4	4	6	2	4
Show Cause	SC	1	1	1	0	1
Unlawful Detainer	UD	7	5	8	6	2
Warrant in Debt	WD	192	224	283	184	99
Civil Total		233	240	334	222	112
Russell Totals		603	1,224	1,406	700	706



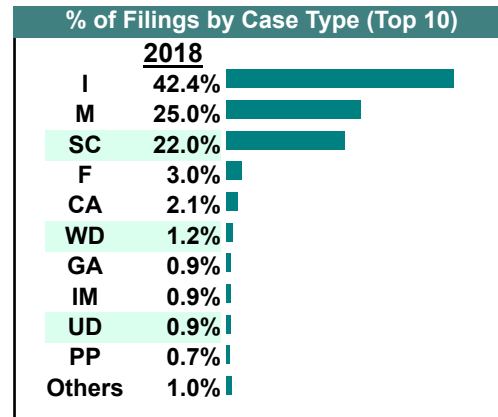
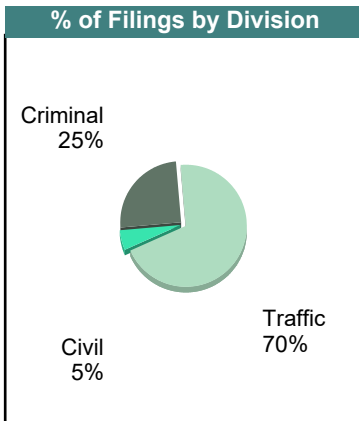
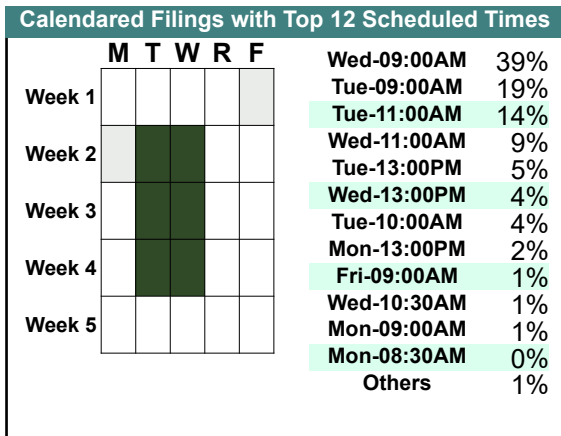
CASELOAD STATISTICS OF THE GENERAL DISTRICT COURTS

January 2018

Russell

District: 29

		<u>Filings</u>	<u>Hearings</u>	<u>Transactions</u>	<u>Concluded</u>	<u>Cont</u>
<u>Criminal</u>						
Capias	CA	8	24	24	4	20
Felony	F	15	93	93	25	68
Misdemeanor	M	86	162	164	61	103
Show Cause	SC	35	81	81	23	58
Criminal Total		144	360	362	113	249
<u>Traffic</u>						
Capias	CA	4	26	26	5	21
Felony	F	2	6	6	0	6
Infraction	I	244	199	299	230	69
Misdemeanor	M	58	99	99	28	71
Restricted O/L	RL	1	0	1	1	-
Show Cause	SC	92	194	194	61	133
Traffic Total		401	524	625	325	300
<u>Civil</u>						
Admin License	AL	3	0	3	3	-
Detinue	DT	1	3	3	3	-
Garnishment	GA	5	2	8	6	2
Impoundment	IM	5	0	5	5	-
Interrogatory	IN	1	1	1	0	1
Other	OT	0	0	1	1	-
Prelim Prot Order	PP	4	3	7	4	3
Unlawful Detainer	UD	5	4	6	5	1
Warrant in Debt	WD	7	11	13	9	4
Civil Total		31	24	47	36	11
Russell Totals		576	908	1,034	474	560



CASELOAD STATISTICS OF THE GENERAL DISTRICT COURTS


December 2018

Tazewell

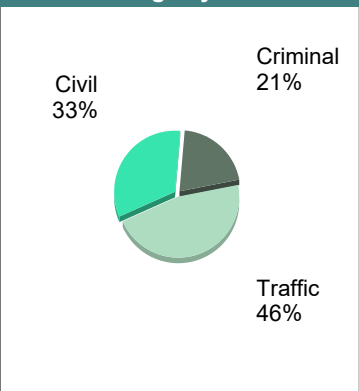
District: 29

		<u>Filings</u>	<u>Hearings</u>	<u>Transactions</u>	<u>Concluded</u>	<u>Cont</u>
<u>Criminal</u>						
Capias	CA	17	56	56	17	39
Civil Violation	CV	2	10	10	2	8
Felony	F	35	198	226	53	173
Misdemeanor	M	135	391	400	122	278
Show Cause	SC	7	9	9	5	4
Criminal Total		196	664	701	199	502
<u>Traffic</u>						
Capias	CA	2	12	12	6	6
Felony	F	1	4	4	1	3
Infraction	I	363	358	484	341	141
Misdemeanor	M	74	156	159	72	87
Show Cause	SC	0	1	1	1	-
Traffic Total		440	531	660	421	237
<u>Civil</u>						
Admin License	AL	2	0	2	2	-
Bond Forfeiture	BF	2	1	2	1	1
Detinue	DT	5	6	8	8	-
Garnishment	GA	91	27	106	79	26
Impoundment	IM	4	1	4	3	-
Interrogatory	IN	0	0	1	1	-
Motion for Judgment	MJ	2	3	3	1	2
Overweight	OC	1	0	1	1	-
Other	OT	4	1	4	3	1
Protective Order	PO	6	2	7	5	2
Prelim Prot Order	PP	7	2	7	5	-
Show Cause	SC	1	3	7	4	3
Unlawful Detainer	UD	7	10	13	11	2
Warrant in Debt	WD	183	175	249	192	57
Civil Total		315	231	414	316	94
Tazewell Totals		951	1,426	1,775	936	833

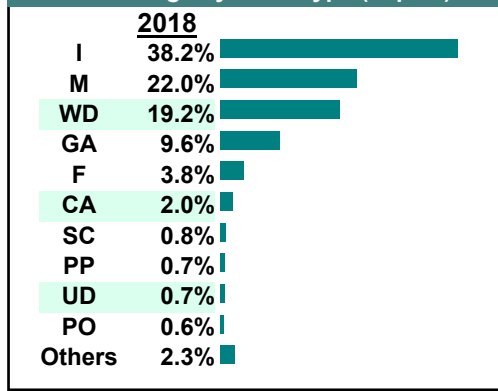
Calendared Filings with Top 12 Scheduled Times



% of Filings by Division



% of Filings by Case Type (Top 10)



CASELOAD STATISTICS OF THE GENERAL DISTRICT COURTS

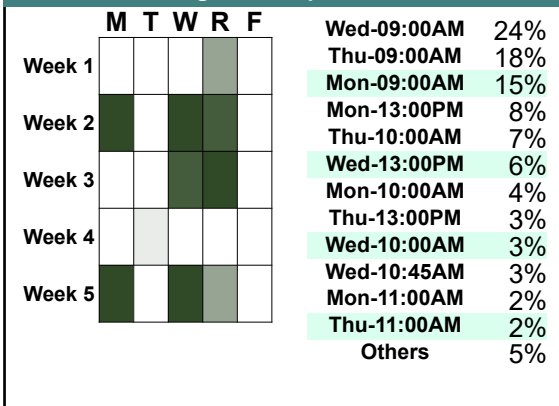
November 2018

Tazewell

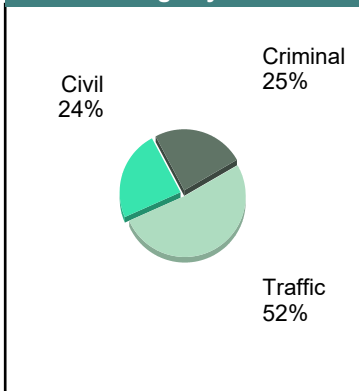
District: 29

		<u>Filings</u>	<u>Hearings</u>	<u>Transactions</u>	<u>Concluded</u>	<u>Cont</u>
<u>Criminal</u>						
Capias	CA	14	58	58	20	38
Civil Violation	CV	5	8	9	4	5
Felony	F	69	188	199	25	174
Misdemeanor	M	155	379	388	95	293
Show Cause	SC	4	10	10	7	3
Criminal Total		247	643	664	151	513
<u>Traffic</u>						
Capias	CA	8	28	28	9	19
Felony	F	1	2	2	0	2
Infraction	I	403	356	519	413	106
Misdemeanor	M	103	183	183	107	76
Show Cause	SC	1	3	3	1	2
Traffic Total		516	572	735	530	205
<u>Civil</u>						
Admin License	AL	2	0	2	2	-
Capias	CA	0	2	3	1	2
Detinue	DT	10	15	20	10	10
Garnishment	GA	48	12	63	51	12
Impoundment	IM	5	0	5	5	-
Overweight	OC	1	0	1	1	-
Other	OT	4	1	4	3	1
Protective Order	PO	12	4	14	10	4
Prelim Prot Order	PP	8	0	8	8	-
Show Cause	SC	1	21	35	14	21
Unlawful Detainer	UD	21	24	27	20	7
Warrant in Debt	WD	126	144	170	125	45
Civil Total		238	223	352	250	102
Tazewell Totals		1,001	1,438	1,751	931	820

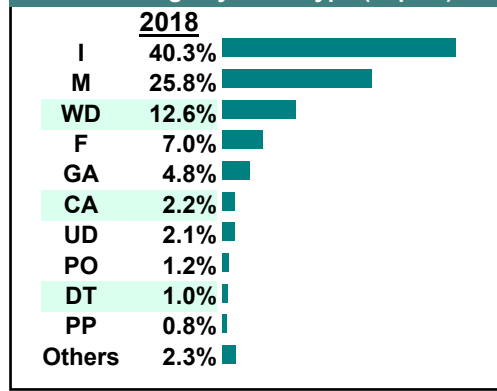
Calendared Filings with Top 12 Scheduled Times



% of Filings by Division



% of Filings by Case Type (Top 10)



CASELOAD STATISTICS OF THE GENERAL DISTRICT COURTS

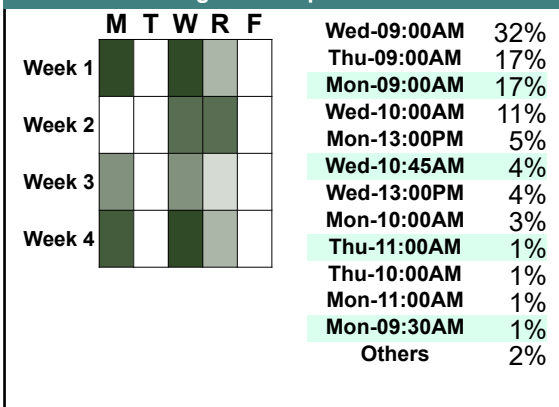
October 2018

Tazewell

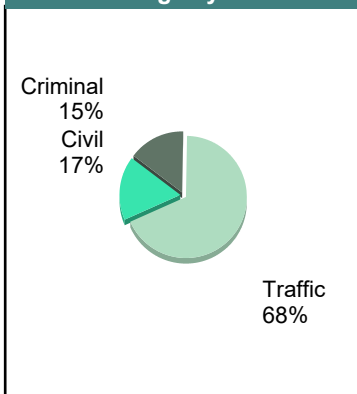
District: 29

		<u>Filings</u>	<u>Hearings</u>	<u>Transactions</u>	<u>Concluded</u>	<u>Cont</u>
<u>Criminal</u>						
Capias	CA	24	79	79	20	59
Civil Violation	CV	3	7	7	2	5
Felony	F	59	204	224	52	172
Misdemeanor	M	122	392	398	119	279
Show Cause	SC	8	20	20	6	14
Criminal Total		216	702	728	199	529
<u>Traffic</u>						
Capias	CA	9	34	34	10	24
Civil Violation	CV	1	1	1	1	-
Felony	F	1	1	1	0	1
Infraction	I	801	637	960	760	200
Misdemeanor	M	153	260	262	145	117
Show Cause	SC	1	10	10	1	9
Traffic Total		966	943	1,268	917	351
<u>Civil</u>						
Admin License	AL	1	0	1	1	-
Bond Forfeiture	BF	2	2	2	0	2
Capias	CA	0	4	4	0	4
Detinue	DT	5	6	8	3	5
Garnishment	GA	54	12	63	51	12
Impoundment	IM	4	0	4	4	-
Interrogatory	IN	1	1	1	0	1
Motion for Judgment	MJ	1	3	3	0	3
Other	OT	2	0	2	2	-
Protective Order	PO	3	1	4	3	1
Prelim Prot Order	PP	4	0	5	5	-
Show Cause	SC	0	65	70	5	65
Unlawful Detainer	UD	13	21	25	22	3
Warrant in Debt	WD	150	156	202	146	56
Civil Total		240	271	394	242	152
Tazewell Totals		1,422	1,916	2,390	1,358	1,032

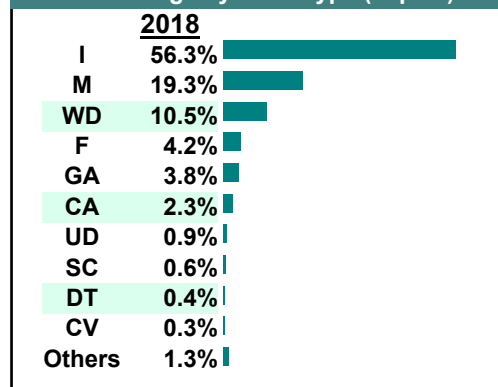
Calendared Filings with Top 12 Scheduled Times



% of Filings by Division



% of Filings by Case Type (Top 10)



CASELOAD STATISTICS OF THE GENERAL DISTRICT COURTS

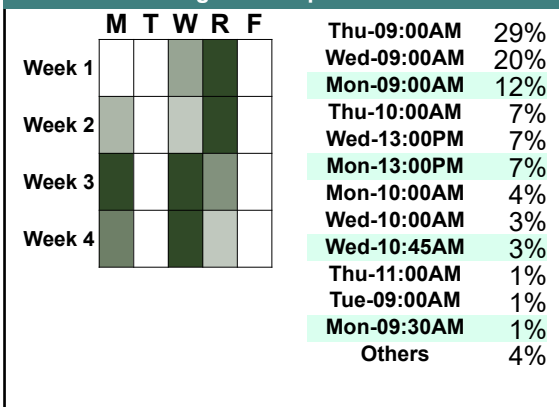
September 2018

Tazewell

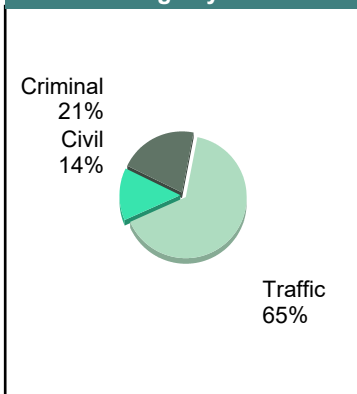
District: 29

		<u>Filings</u>	<u>Hearings</u>	<u>Transactions</u>	<u>Concluded</u>	<u>Cont</u>
<u>Criminal</u>						
Capias	CA	16	71	71	25	46
Civil Violation	CV	1	12	12	7	5
Felony	F	57	187	211	54	157
Misdemeanor	M	181	592	602	271	330
Show Cause	SC	8	21	21	13	8
Criminal Total		263	883	917	370	546
<u>Traffic</u>						
Capias	CA	11	39	39	13	26
Civil Violation	CV	1	1	1	1	-
Felony	F	1	1	1	0	1
Infraction	I	676	576	867	720	146
Misdemeanor	M	138	263	264	146	118
Show Cause	SC	3	10	10	6	4
Traffic Total		830	890	1,182	886	295
<u>Civil</u>						
Abstract	AJ	1	1	1	1	-
Admin License	AL	2	0	2	2	-
Capias	CA	1	2	3	1	2
Detinue	DT	10	13	14	7	7
Garnishment	GA	39	11	50	39	11
Impoundment	IM	3	2	3	1	-
Motion for Judgment	MJ	0	1	1	0	1
Overweight	OC	1	0	1	1	-
Other	OT	2	0	2	2	-
Protective Order	PO	10	4	13	9	2
Prelim Prot Order	PP	11	0	11	11	-
Show Cause	SC	0	35	45	10	35
Unlawful Detainer	UD	14	18	22	11	11
Warrant in Debt	WD	82	136	158	113	45
Civil Total		176	223	326	208	114
Tazewell Totals		1,269	1,996	2,425	1,464	955

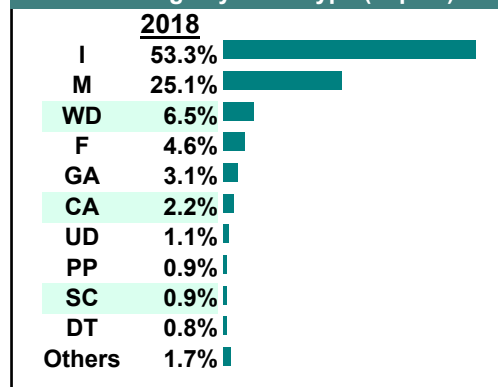
Calendared Filings with Top 12 Scheduled Times



% of Filings by Division



% of Filings by Case Type (Top 10)



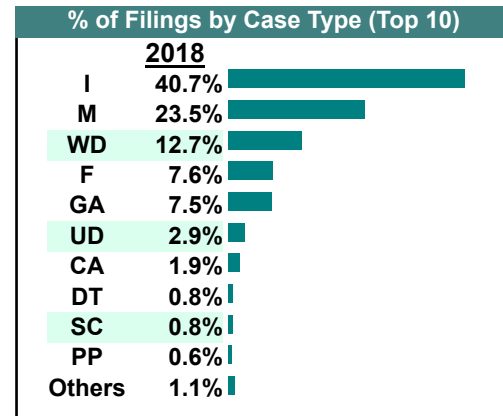
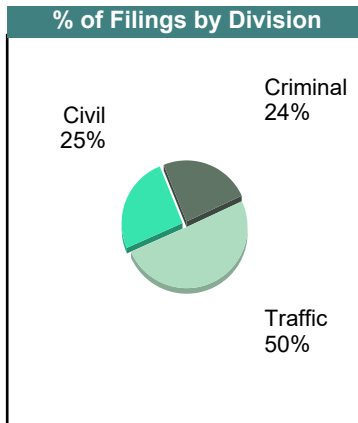
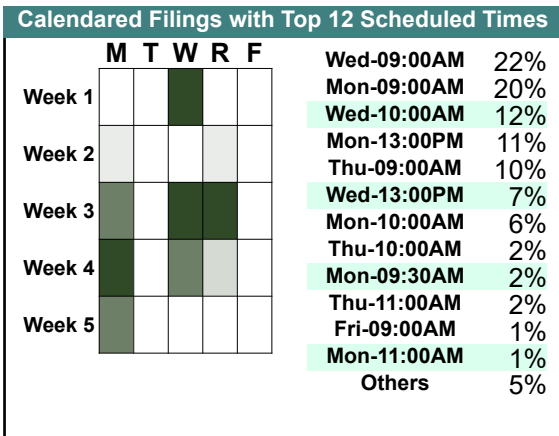
CASELOAD STATISTICS OF THE GENERAL DISTRICT COURTS

August 2018

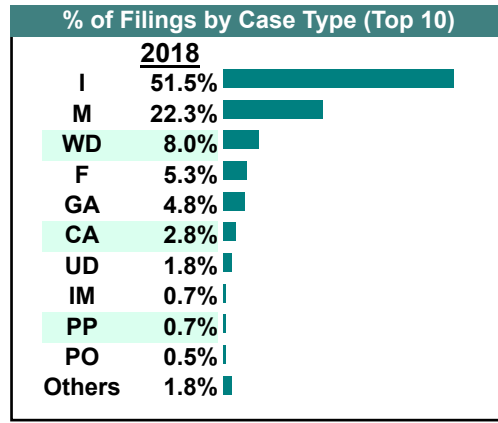
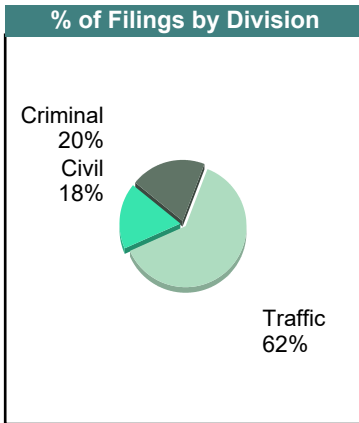
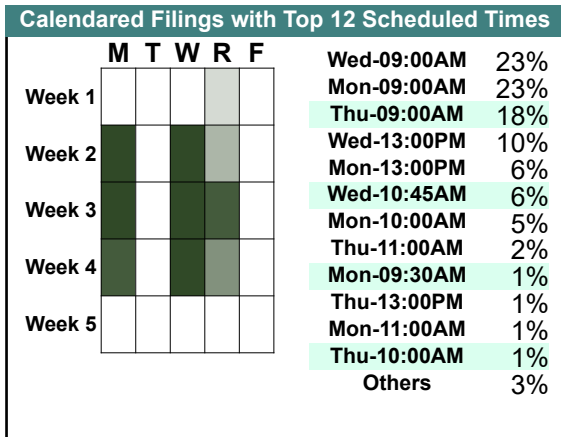
Tazewell

District: 29

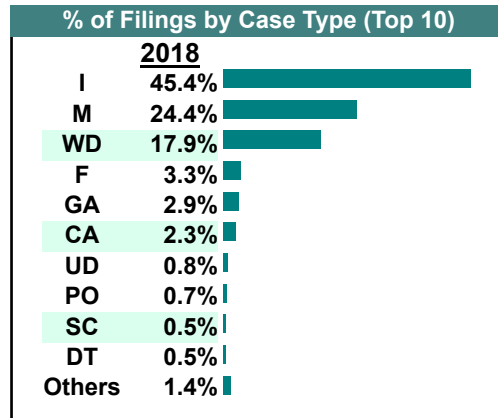
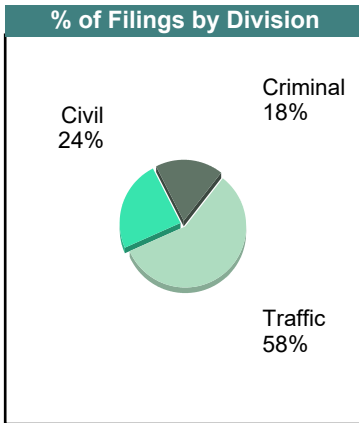
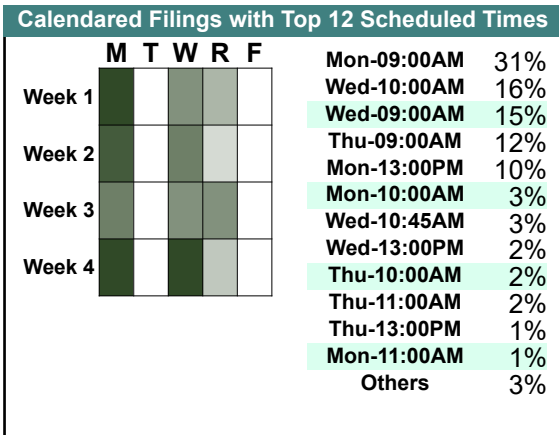
		<u>Filings</u>	<u>Hearings</u>	<u>Transactions</u>	<u>Concluded</u>	<u>Cont</u>
<u>Criminal</u>						
Capias	CA	16	52	52	25	27
Civil Violation	CV	3	4	4	1	3
Felony	F	76	194	213	53	160
Misdemeanor	M	144	356	364	90	274
Show Cause	SC	5	9	9	4	5
Criminal Total		244	615	642	173	469
<u>Traffic</u>						
Capias	CA	3	25	25	10	15
Infraction	I	408	382	511	386	125
Misdemeanor	M	92	168	169	78	91
Show Cause	SC	1	3	3	1	2
Traffic Total		504	578	708	475	233
<u>Civil</u>						
Abstract	AJ	2	2	2	2	-
Admin License	AL	2	0	2	2	-
Capias	CA	0	3	3	0	3
Detinue	DT	8	10	11	7	4
Garnishment	GA	75	9	88	79	9
Impoundment	IM	1	0	1	1	-
Interrogatory	IN	0	0	2	2	-
Motion for Judgment	MJ	1	2	3	1	2
Overweight	OC	1	0	1	1	-
Other	OT	0	0	1	1	-
Protective Order	PO	1	0	2	2	-
Prelim Prot Order	PP	6	1	6	5	1
Show Cause	SC	2	50	57	8	49
Tenants Assertion	TA	0	2	2	1	1
Unlawful Detainer	UD	29	28	34	25	9
Warrant in Debt	WD	127	171	200	132	68
Civil Total		255	278	415	269	146
Tazewell Totals		1,003	1,471	1,765	917	848



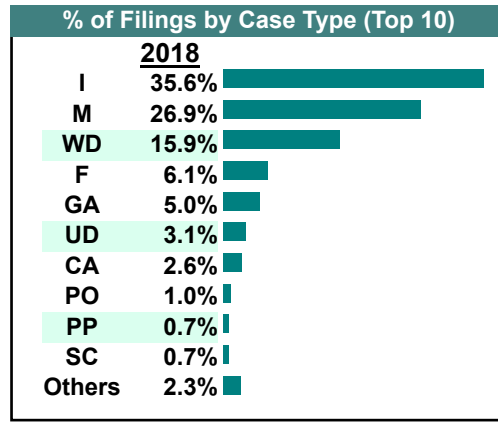
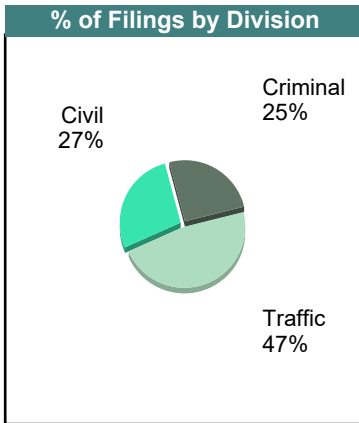
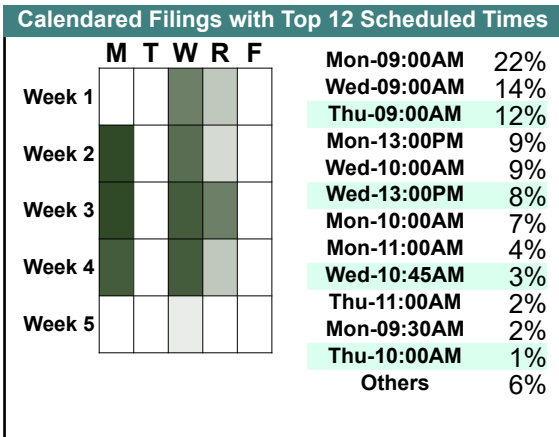
		<u>Filings</u>	<u>Hearings</u>	<u>Transactions</u>	<u>Concluded</u>	<u>Cont</u>
<u>Criminal</u>						
Capias	CA	19	57	57	18	39
Civil Violation	CV	4	10	10	4	6
Felony	F	63	232	251	67	184
Misdemeanor	M	151	401	412	104	308
Show Cause	SC	3	14	14	5	9
Criminal Total		240	714	744	198	546
<u>Traffic</u>						
Capias	CA	14	40	40	15	25
Infraction	I	618	512	751	602	149
Misdemeanor	M	116	210	212	108	104
Show Cause	SC	1	12	12	2	10
Traffic Total		749	774	1,015	727	288
<u>Civil</u>						
Abstract	AJ	1	1	1	1	-
Admin License	AL	3	0	3	3	-
Capias	CA	0	2	2	0	2
Detinue	DT	5	4	9	6	3
Garnishment	GA	57	11	68	57	11
Impoundment	IM	8	0	8	8	-
Overweight	OC	1	0	1	1	-
Other	OT	2	1	2	1	1
Protective Order	PO	6	1	10	9	1
Prelim Prot Order	PP	8	0	8	8	-
Show Cause	SC	1	59	64	5	59
Tenants Assertion	TA	1	1	1	0	1
Unlawful Detainer	UD	22	18	25	18	7
Warrant in Debt	WD	96	115	147	108	39
Civil Total		211	213	349	225	124
Tazewell Totals		1,200	1,701	2,108	1,150	958



		<u>Filings</u>	<u>Hearings</u>	<u>Transactions</u>	<u>Concluded</u>	<u>Cont</u>
<u>Criminal</u>						
Capias	CA	23	78	78	18	60
Civil Violation	CV	1	10	10	0	10
Felony	F	48	201	230	52	178
Misdemeanor	M	189	525	539	116	422
Show Cause	SC	7	20	20	9	11
Criminal Total		268	834	877	195	681
<u>Traffic</u>						
Capias	CA	10	32	32	9	23
Infraction	I	664	570	768	611	157
Misdemeanor	M	168	254	258	146	112
Restricted O/L	RL	1	1	1	1	-
Show Cause	SC	1	8	8	0	8
Traffic Total		844	865	1,067	767	300
<u>Civil</u>						
Admin License	AL	5	0	5	5	-
Capias	CA	0	4	4	0	4
Detinue	DT	7	9	9	6	3
Garnishment	GA	42	18	60	42	17
Impoundment	IM	2	0	2	2	-
Interrogatory	IN	4	2	4	2	2
Overweight	OC	1	0	2	2	-
Other	OT	1	0	1	1	-
Protective Order	PO	10	6	12	6	5
Prelim Prot Order	PP	6	2	6	4	-
Show Cause	SC	0	52	56	4	52
Unlawful Detainer	UD	12	21	22	18	4
Warrant in Debt	WD	262	284	320	223	97
Civil Total		352	398	503	315	184
Tazewell Totals		1,464	2,097	2,447	1,277	1,165

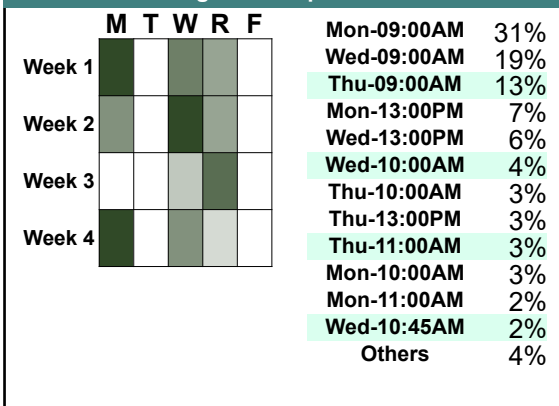


		<u>Filings</u>	<u>Hearings</u>	<u>Transactions</u>	<u>Concluded</u>	<u>Cont</u>
<u>Criminal</u>						
Capias	CA	17	63	63	19	44
Civil Violation	CV	5	7	7	2	5
Felony	F	60	197	208	43	165
Misdemeanor	M	160	408	414	133	281
Show Cause	SC	5	24	24	11	13
Criminal Total		247	699	716	208	508
<u>Traffic</u>						
Capias	CA	8	25	25	9	16
Infraction	I	349	336	462	384	78
Misdemeanor	M	104	190	190	117	73
Restricted O/L	RL	1	1	1	1	-
Show Cause	SC	2	11	11	5	6
Traffic Total		464	563	689	516	173
<u>Civil</u>						
Abstract	AJ	2	2	2	2	-
Admin License	AL	2	0	2	2	-
Capias	CA	0	3	3	0	3
Detinue	DT	6	8	9	5	4
Garnishment	GA	49	15	61	46	15
Impoundment	IM	4	0	4	4	-
Overweight	OC	2	1	2	1	1
Other	OT	1	0	1	1	-
Protective Order	PO	10	4	14	10	4
Prelim Prot Order	PP	7	0	7	7	-
Show Cause	SC	0	63	70	7	63
Unlawful Detainer	UD	30	29	36	26	10
Warrant in Debt	WD	156	151	196	146	50
Civil Total		269	276	407	257	150
Tazewell Totals		980	1,538	1,812	981	831

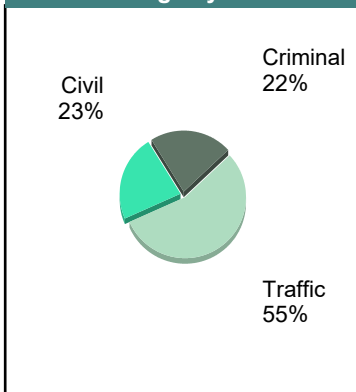


		Filings	Hearings	Transactions	Concluded	Cont
<u>Criminal</u>						
Capias	CA	25	78	78	28	50
Civil Violation	CV	2	7	7	2	5
Felony	F	48	120	140	42	98
Misdemeanor	M	140	308	314	113	201
Show Cause	SC	8	23	23	3	20
Criminal Total		223	536	562	188	374
<u>Traffic</u>						
Capias	CA	9	37	37	15	22
Infraction	I	425	448	575	434	141
Misdemeanor	M	125	215	217	114	103
Show Cause	SC	2	10	10	2	8
Traffic Total		561	710	839	565	274
<u>Civil</u>						
Admin License	AL	3	0	3	3	-
Bond Forfeiture	BF	0	0	1	1	-
Capias	CA	0	3	4	1	3
Detinue	DT	0	3	3	1	2
Garnishment	GA	40	12	48	36	12
Impoundment	IM	4	0	4	4	-
Other	OT	1	0	1	1	-
Protective Order	PO	6	1	7	6	1
Prelim Prot Order	PP	2	0	2	2	-
Show Cause	SC	1	44	67	23	44
Unlawful Detainer	UD	12	18	19	13	6
Warrant in Debt	WD	162	182	219	160	59
Civil Total		231	263	378	251	127
Tazewell Totals		1,015	1,509	1,779	1,004	775

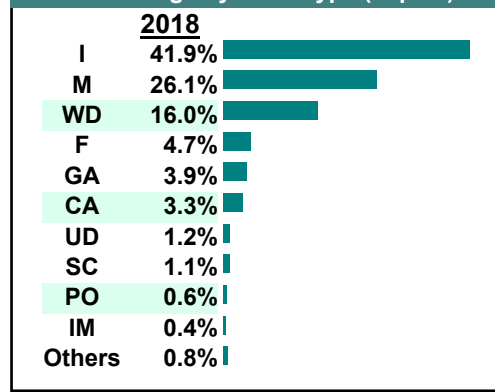
Calendar Filings with Top 12 Scheduled Times



% of Filings by Division



% of Filings by Case Type (Top 10)



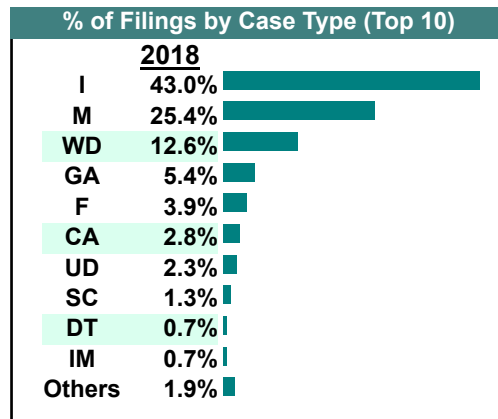
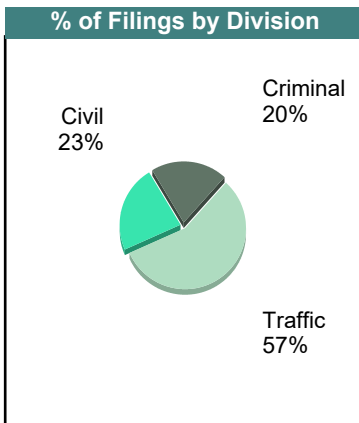
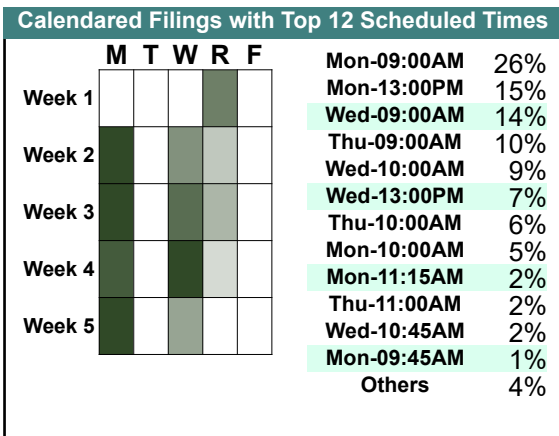
CASELOAD STATISTICS OF THE GENERAL DISTRICT COURTS

March 2018

Tazewell

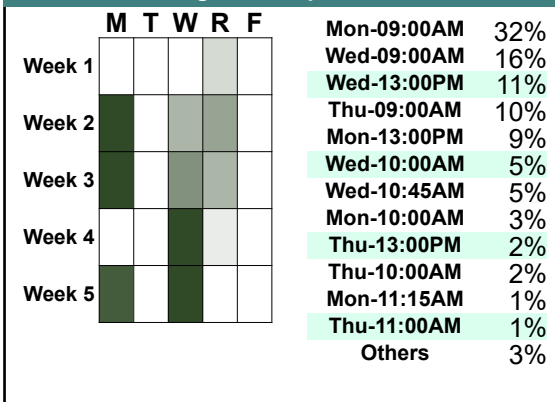
District: 29

		<u>Filings</u>	<u>Hearings</u>	<u>Transactions</u>	<u>Concluded</u>	<u>Cont</u>
<u>Criminal</u>						
Capias	CA	23	64	64	22	42
Civil Violation	CV	3	9	9	1	8
Felony	F	40	178	209	64	144
Misdemeanor	M	135	446	451	133	318
Show Cause	SC	8	24	24	11	13
Criminal Total		209	721	757	231	525
<u>Traffic</u>						
Capias	CA	6	33	33	12	21
Infraction	I	441	396	555	448	107
Misdemeanor	M	126	203	203	117	86
Restricted O/L	RL	2	2	2	2	-
Show Cause	SC	5	9	9	4	5
Traffic Total		580	643	802	583	219
<u>Civil</u>						
Abstract	AJ	1	1	1	1	-
Admin License	AL	2	0	2	2	-
Bond Forfeiture	BF	0	1	1	0	1
Capias	CA	0	3	7	4	3
Detinue	DT	7	9	17	11	6
Garnishment	GA	55	13	72	59	13
Impoundment	IM	7	0	7	7	-
Overweight	OC	1	0	1	1	-
Other	OT	3	0	3	3	-
Protective Order	PO	3	1	3	2	1
Prelim Prot Order	PP	5	0	5	5	-
Show Cause	SC	0	68	83	15	68
Unlawful Detainer	UD	24	28	34	28	6
Warrant in Debt	WD	129	139	171	133	38
Civil Total		237	263	407	271	136
Tazewell Totals		1,026	1,627	1,966	1,085	880

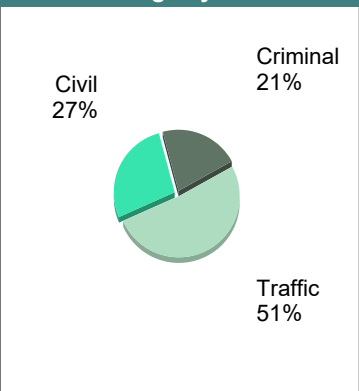


		Filings	Hearings	Transactions	Concluded	Cont
<u>Criminal</u>						
Capias	CA	18	80	80	30	50
Civil Violation	CV	1	6	6	4	2
Felony	F	55	221	242	60	182
Misdemeanor	M	141	385	402	189	213
Show Cause	SC	5	19	19	6	13
Criminal Total		220	711	749	289	460
<u>Traffic</u>						
Capias	CA	22	50	50	19	31
Infraction	I	416	437	591	464	127
Misdemeanor	M	97	204	206	137	69
Restricted O/L	RL	1	1	1	1	-
Show Cause	SC	0	9	9	1	8
Traffic Total		536	701	857	622	235
<u>Civil</u>						
Admin License	AL	2	0	2	2	-
Bond Forfeiture	BF	0	1	1	0	1
Capias	CA	0	8	8	0	8
Detinue	DT	5	8	12	8	4
Garnishment	GA	37	12	46	34	12
Impoundment	IM	2	0	2	2	-
Motion for Judgment	MJ	0	1	1	0	1
Overweight	OC	0	0	1	1	-
Other	OT	3	0	3	3	-
Protective Order	PO	7	2	9	7	2
Prelim Prot Order	PP	4	0	4	4	-
Show Cause	SC	1	98	112	14	98
Unlawful Detainer	UD	17	19	23	16	7
Warrant in Debt	WD	208	241	289	220	69
Civil Total		286	390	513	311	202
Tazewell Totals		1,042	1,802	2,119	1,222	897

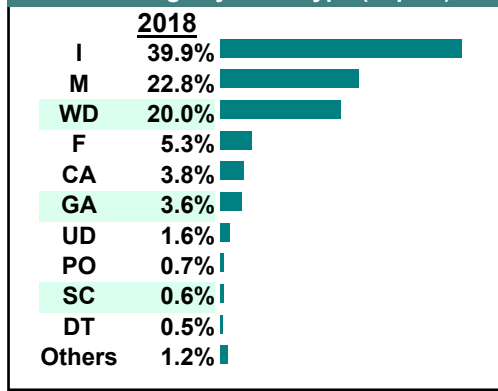
Calendared Filings with Top 12 Scheduled Times



% of Filings by Division



% of Filings by Case Type (Top 10)



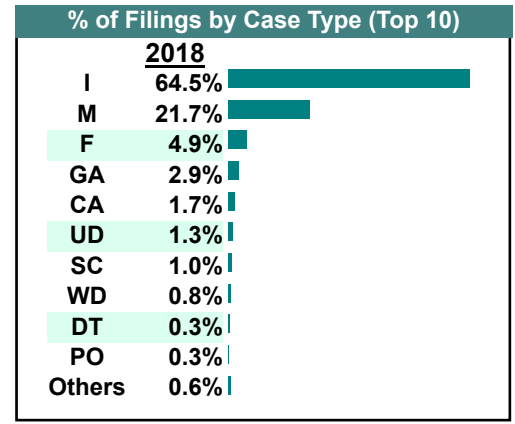
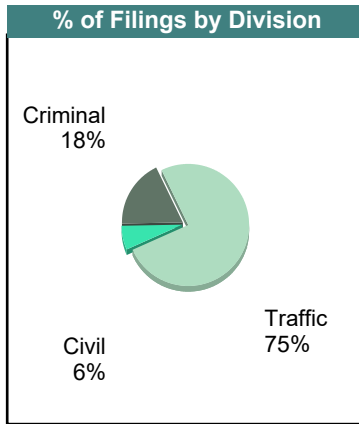
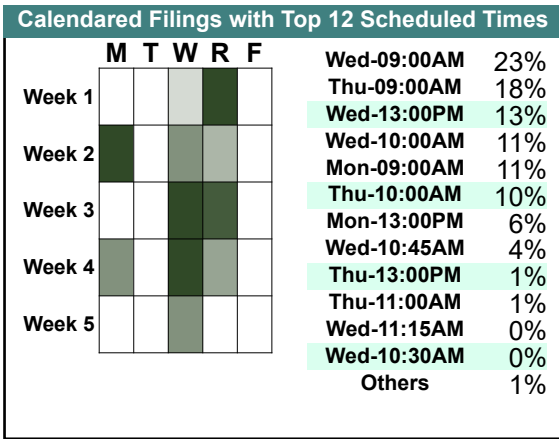
CASELOAD STATISTICS OF THE GENERAL DISTRICT COURTS

January 2018

Tazewell

District: 29

		<u>Filings</u>	<u>Hearings</u>	<u>Transactions</u>	<u>Concluded</u>	<u>Cont</u>
<u>Criminal</u>						
Capias	CA	17	53	53	12	41
Civil Violation	CV	2	7	7	2	5
Felony	F	71	181	199	39	160
Misdemeanor	M	163	398	414	154	260
Show Cause	SC	9	19	19	8	11
Criminal Total		262	658	692	215	477
<u>Traffic</u>						
Capias	CA	7	27	27	7	20
Infraction	I	926	730	1,068	866	202
Misdemeanor	M	149	247	248	137	111
Show Cause	SC	2	4	4	1	3
Traffic Total		1,084	1,008	1,347	1,011	336
<u>Civil</u>						
Admin License	AL	1	0	1	1	-
Capias	CA	0	3	4	1	3
Detinue	DT	5	3	5	3	2
Garnishment	GA	41	6	54	48	6
Impoundment	IM	1	0	1	1	-
Overweight	OC	1	1	4	3	1
Protective Order	PO	4	1	5	4	1
Prelim Prot Order	PP	3	0	3	3	-
Show Cause	SC	4	42	56	14	42
Unlawful Detainer	UD	19	10	21	16	5
Warrant in Debt	WD	11	9	13	12	1
Civil Total		90	75	167	106	61
Tazewell Totals		1,436	1,741	2,206	1,332	874



Filings by Court & Division

	<u>Buchanan</u>		<u>Dickenson</u>		<u>Russell</u>		<u>Tazewell</u>		<u>Total</u>
C Misdemeanor	768	21%	467	13%	670	18%	1,816	49%	3,721
Felony	462	25%	172	9%	532	29%	681	37%	1,847
Capias	126	23%	56	10%	128	24%	229	42%	539
Show Cause	51	14%	37	10%	203	55%	77	21%	368
Civil Violation	12	24%	3	6%	3	6%	32	64%	50
Total	1,419	22%	735	11%	1,536	24%	2,835	43%	6,525
T Infraction	2,102	16%	1,376	11%	2,980	23%	6,490	50%	12,948
Misdemeanor	541	18%	319	11%	727	24%	1,445	48%	3,032
Show Cause	13	3%	2	0%	466	93%	19	4%	500
Capias	78	25%	13	4%	114	36%	109	35%	314
Felony	5	15%	3	9%	21	64%	4	12%	33
Restricted O/L	1	6%	7	39%	5	28%	5	28%	18
Civil Violation	1	11%	3	33%	3	33%	2	22%	9
Other	-	0%	1	50%	1	50%	-	0%	2
Motion	-	0%	1	100%	-	0%	-	0%	1
Total	2,741	16%	1,725	10%	4,317	26%	8,074	48%	16,857
V Warrant in Debt	1,252	26%	577	12%	1,330	27%	1,692	35%	4,851
Garnishment	464	30%	139	9%	336	21%	628	40%	1,567
Unlawful Detainer	25	7%	18	5%	72	21%	220	66%	335
Prelim Prot Order	36	20%	29	16%	42	24%	71	40%	178
Detinue	26	21%	10	8%	15	12%	73	59%	124
Protective Order	14	12%	15	13%	12	10%	78	66%	119
Impoundment	15	14%	23	22%	21	20%	45	43%	104
Admin License	21	28%	6	8%	21	28%	27	36%	75
Other	6	9%	25	38%	11	17%	23	35%	65
Abstract	22	65%	-	0%	5	15%	7	21%	34
Overweight	9	36%	4	16%	2	8%	10	40%	25
Show Cause	5	23%	3	14%	3	14%	11	50%	22
Motion for Judgment	5	42%	1	8%	2	17%	4	33%	12
Interrogatory	2	18%	3	27%	1	9%	5	45%	11
Bond Forfeiture	-	0%	-	0%	-	0%	4	100%	4
Petition-Restore Arms	1	33%	1	33%	1	33%	-	0%	3
Capias	-	0%	-	0%	1	50%	1	50%	2
Counter Claim	-	0%	-	0%	1	100%	-	0%	1
Tenants Assertion	-	0%	-	0%	-	0%	1	100%	1
Total	1,903	25%	854	11%	1,876	25%	2,900	38%	7,533
Total	6,063	20%	3,314	11%	7,729	25%	13,809	45%	30,915

CASELOAD STATISTICS OF THE GENERAL DISTRICT COURTS

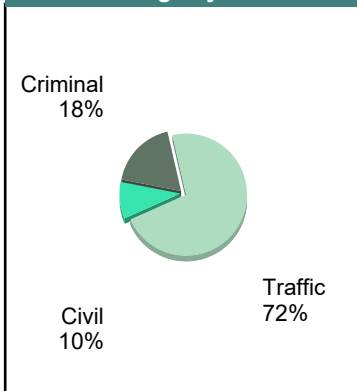
December 2018

		<u>Filings</u>	<u>Hearings</u>	<u>Transactions</u>	<u>Concluded</u>	<u>Cont</u>
<u>Criminal</u>						
Capias	CA	3	15	15	4	7
Civil Violation	CV	3	7	7	1	6
Felony	F	17	94	104	17	78
Misdemeanor	M	56	203	204	49	148
Show Cause	SC	1	5	5	1	3
Criminal Total		80	324	335	72	242
<u>Traffic</u>						
Capias	CA	2	14	14	9	4
Felony	F	0	3	4	2	2
Infraction	I	267	183	329	269	58
Misdemeanor	M	44	109	109	49	57
Show Cause	SC	1	3	3	2	-
Traffic Total		314	312	459	331	121
<u>Civil</u>						
Abstract	AJ	1	0	1	1	-
Bond Forfeiture	BF	0	0	1	1	-
Garnishment	GA	5	0	5	5	-
Impoundment	IM	3	0	3	3	-
Interrogatory	IN	0	1	1	0	1
Motion for Judgment	MJ	6	5	7	4	3
Other	OT	2	1	2	1	-
Protective Order	PO	1	0	2	2	-
Prelim Prot Order	PP	6	0	6	6	-
Show Cause	SC	1	2	3	1	2
Unlawful Detainer	UD	10	10	13	8	5
Warrant in Debt	WD	8	12	13	6	7
Civil Total		43	31	57	38	18
Lee Totals		437	667	851	441	381

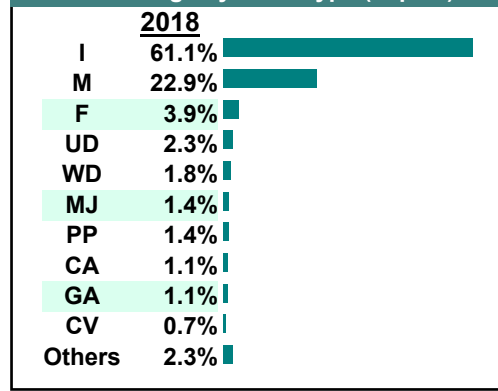
Calendared Filings with Top 12 Scheduled Times

	M	T	W	R	F		
Week 1	█	█	█	█	█	Mon-10:30AM	38%
Week 2	█	█	█	█	█	Mon-09:30AM	25%
Week 3	█	█	█	█	█	Wed-13:00PM	9%
Week 4	█	█	█	█	█	Wed-09:30AM	6%
						Wed-08:30AM	5%
						Mon-08:30AM	4%
						Mon-09:00AM	3%
						Wed-10:30AM	3%
						Thu-08:30AM	2%
						Mon-13:00PM	1%
						Wed-13:01PM	1%
						Mon-10:00AM	1%
						Others	2%

% of Filings by Division



% of Filings by Case Type (Top 10)

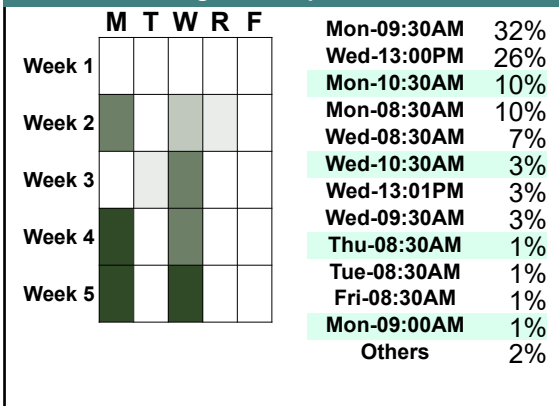


CASELOAD STATISTICS OF THE GENERAL DISTRICT COURTS

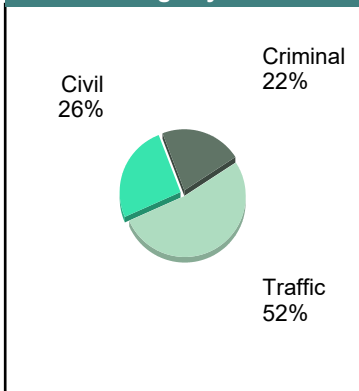
November 2018

		<u>Filings</u>	<u>Hearings</u>	<u>Transactions</u>	<u>Concluded</u>	<u>Cont</u>
<u>Criminal</u>						
Capias	CA	5	15	15	2	13
Civil Violation	CV	1	14	14	6	8
Felony	F	29	76	87	12	75
Misdemeanor	M	57	186	189	64	124
Show Cause	SC	4	12	12	2	9
Criminal Total		96	303	317	86	229
<u>Traffic</u>						
Capias	CA	2	12	12	3	7
Felony	F	1	2	2	1	1
Infraction	I	180	138	225	171	48
Misdemeanor	M	48	102	102	39	58
Show Cause	SC	1	2	2	1	-
Traffic Total		232	256	343	215	114
<u>Civil</u>						
Bond Forfeiture	BF	0	1	1	0	1
Detinue	DT	2	3	3	1	2
Garnishment	GA	14	1	21	20	1
Impoundment	IM	3	0	3	3	-
Interrogatory	IN	2	2	2	0	2
Motion for Judgment	MJ	7	10	10	7	3
Other	OT	2	0	2	2	-
Protective Order	PO	1	0	1	1	-
Petition-Restore Arms	PR	0	0	1	1	-
Show Cause	SC	0	0	1	1	-
Unlawful Detainer	UD	6	9	11	5	6
Warrant in Debt	WD	77	94	117	71	46
Civil Total		114	120	173	112	61
Lee Totals		442	679	833	413	404

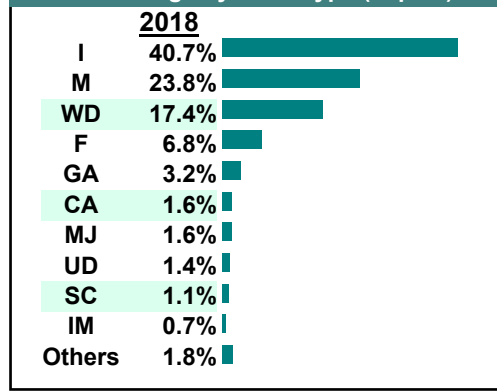
Calendared Filings with Top 12 Scheduled Times



% of Filings by Division



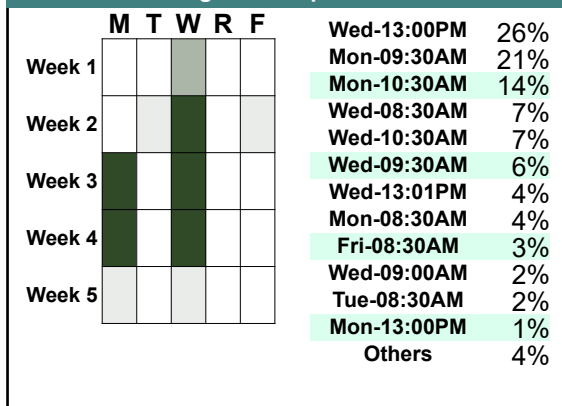
% of Filings by Case Type (Top 10)



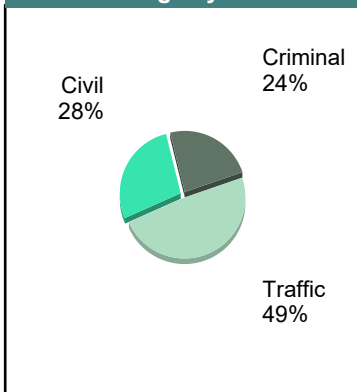
October 2018

		<u>Filings</u>	<u>Hearings</u>	<u>Transactions</u>	<u>Concluded</u>	<u>Cont</u>
<u>Criminal</u>						
Capias	CA	3	24	24	13	8
Civil Violation	CV	2	7	7	3	4
Felony	F	31	102	120	37	79
Misdemeanor	M	73	229	233	79	152
Show Cause	SC	5	12	12	3	8
Criminal Total		114	374	396	135	251
<u>Traffic</u>						
Capias	CA	3	14	14	3	11
Felony	F	0	2	2	0	2
Infraction	I	190	151	238	195	42
Misdemeanor	M	40	91	91	35	49
Restricted O/L	RL	1	1	1	1	-
Show Cause	SC	0	6	6	1	5
Traffic Total		234	265	352	235	109
<u>Civil</u>						
Abstract	AJ	1	0	1	1	-
Detinue	DT	3	4	4	3	1
Garnishment	GA	20	5	20	15	5
Interrogatory	IN	1	1	1	0	1
Motion for Judgment	MJ	16	14	18	14	4
Protective Order	PO	8	5	11	6	5
Prelim Prot Order	PP	4	0	4	4	-
Show Cause	SC	0	1	1	0	1
Unlawful Detainer	UD	10	12	17	10	7
Warrant in Debt	WD	71	60	83	62	21
Civil Total		134	102	160	115	45
Lee Totals		482	741	908	485	405

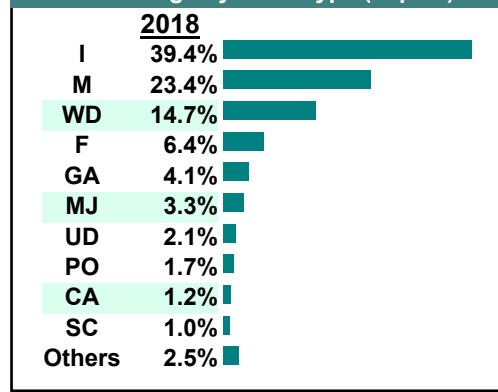
Calendared Filings with Top 12 Scheduled Times



% of Filings by Division



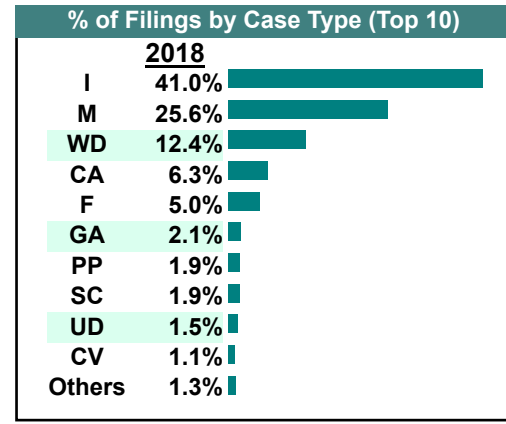
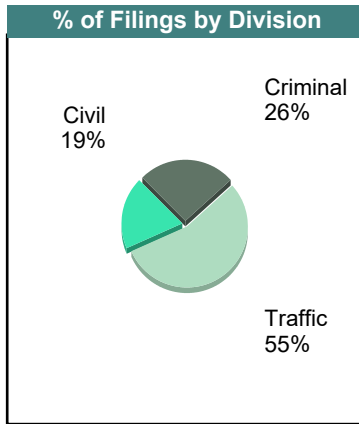
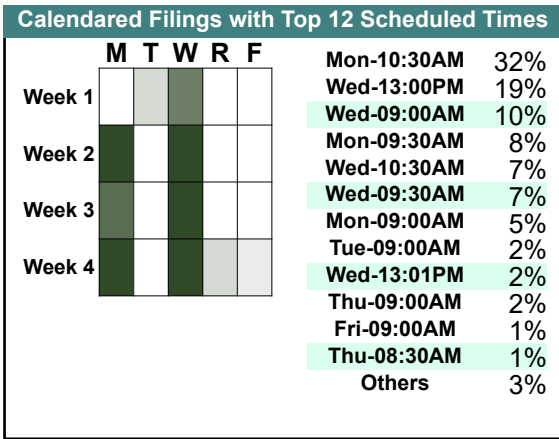
% of Filings by Case Type (Top 10)



CASELOAD STATISTICS OF THE GENERAL DISTRICT COURTS

September 2018

		<u>Filings</u>	<u>Hearings</u>	<u>Transactions</u>	<u>Concluded</u>	<u>Cont</u>
<u>Criminal</u>						
Capias	CA	19	45	45	17	27
Civil Violation	CV	5	10	10	2	8
Felony	F	23	104	118	37	81
Misdemeanor	M	71	232	236	90	146
Show Cause	SC	5	13	13	3	9
Criminal Total		123	404	422	149	271
<u>Traffic</u>						
Capias	CA	11	25	25	14	11
Felony	F	1	2	3	1	2
Infraction	I	195	163	256	208	48
Misdemeanor	M	51	105	105	46	59
Show Cause	SC	4	10	10	7	3
Traffic Total		262	305	399	276	123
<u>Civil</u>						
Abstract	AJ	1	0	1	1	-
Detinue	DT	2	2	2	0	2
Garnishment	GA	10	1	12	11	1
Interrogatory	IN	1	0	1	1	-
Motion for Judgment	MJ	0	1	2	2	-
Protective Order	PO	2	0	3	3	-
Prelim Prot Order	PP	9	0	9	9	-
Show Cause	SC	0	1	1	0	1
Unlawful Detainer	UD	7	12	16	13	3
Warrant in Debt	WD	59	73	88	61	27
Civil Total		91	90	135	101	34
Lee Totals		476	799	956	526	428

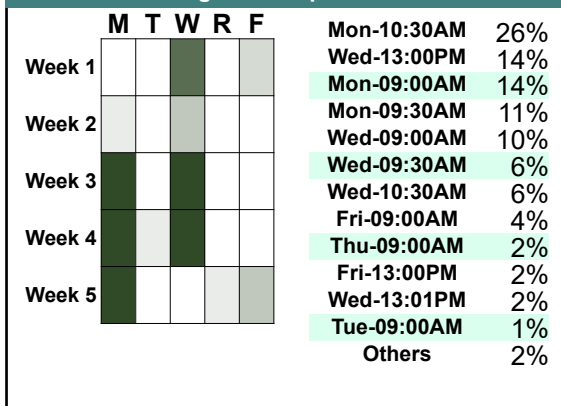


CASELOAD STATISTICS OF THE GENERAL DISTRICT COURTS

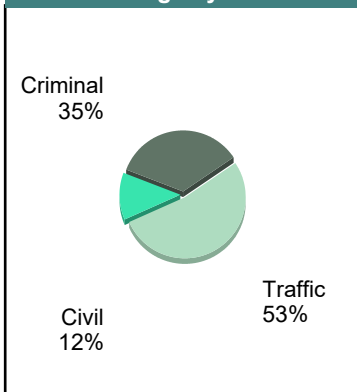
August 2018

		<u>Filings</u>	<u>Hearings</u>	<u>Transactions</u>	<u>Concluded</u>	<u>Cont</u>
<u>Criminal</u>						
Capias	CA	4	28	28	8	20
Civil Violation	CV	3	10	10	4	6
Felony	F	58	123	134	37	97
Misdemeanor	M	104	249	252	73	179
Show Cause	SC	3	10	10	3	7
Criminal Total		172	420	434	125	309
<u>Traffic</u>						
Capias	CA	6	13	13	0	13
Felony	F	1	4	4	0	4
Infraction	I	211	160	241	177	64
Misdemeanor	M	40	75	75	33	42
Show Cause	SC	1	7	7	1	6
Traffic Total		259	259	340	211	129
<u>Civil</u>						
Detinue	DT	0	1	1	1	-
Garnishment	GA	9	2	13	11	2
Interrogatory	IN	0	1	1	0	1
Motion for Judgment	MJ	6	6	6	3	3
Other	OT	2	0	2	2	-
Protective Order	PO	5	3	7	4	3
Prelim Prot Order	PP	5	0	5	5	-
Petition-Restore Arms	PR	1	1	2	1	1
Show Cause	SC	0	1	1	0	1
Unlawful Detainer	UD	11	14	17	11	6
Warrant in Debt	WD	22	28	30	17	13
Civil Total		61	57	85	55	30
Lee Totals		492	736	859	391	468

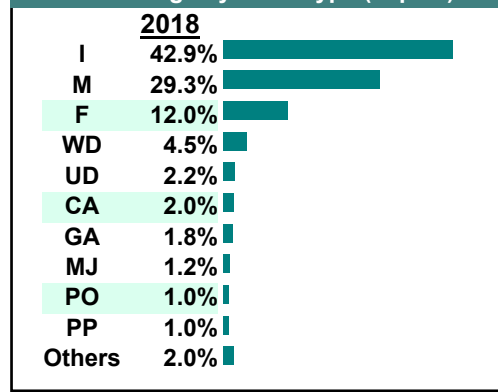
Calendar Filings with Top 12 Scheduled Times



% of Filings by Division

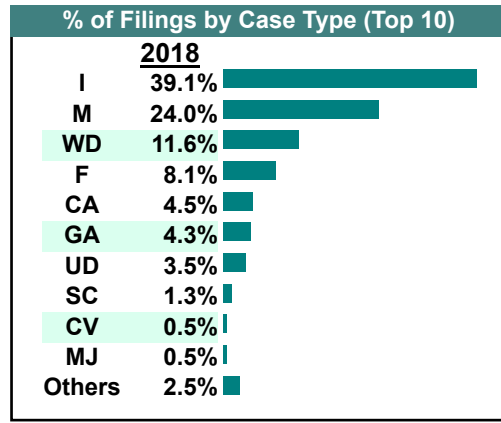
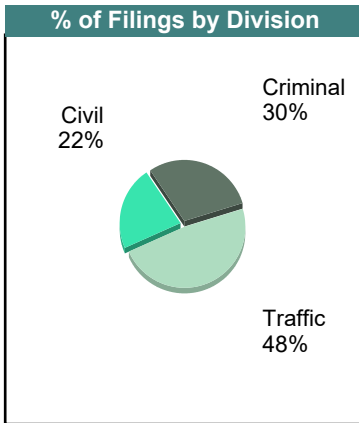
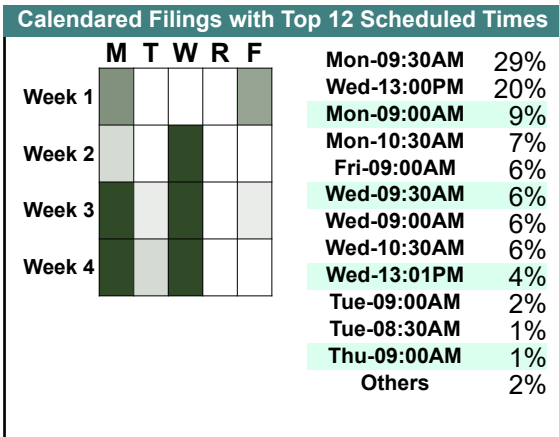


% of Filings by Case Type (Top 10)



July 2018

		<u>Filings</u>	<u>Hearings</u>	<u>Transactions</u>	<u>Concluded</u>	<u>Cont</u>
<u>Criminal</u>						
Capias	CA	13	30	30	12	18
Civil Violation	CV	2	19	19	10	9
Felony	F	31	100	110	25	85
Misdemeanor	M	71	212	215	76	139
Show Cause	SC	1	10	10	4	6
Criminal Total		118	371	384	127	257
<u>Traffic</u>						
Capias	CA	5	12	12	2	10
Felony	F	1	1	2	2	-
Infraction	I	155	124	199	164	35
Misdemeanor	M	24	74	75	41	34
Restricted O/L	RL	1	1	1	1	-
Show Cause	SC	4	7	7	1	6
Traffic Total		190	219	296	211	85
<u>Civil</u>						
Counter Claim	CC	1	1	1	1	-
Detinue	DT	1	1	1	0	1
Garnishment	GA	17	3	20	17	3
Impoundment	IM	1	0	1	1	-
Motion for Judgment	MJ	2	2	3	3	-
Other	OT	2	0	2	2	-
Protective Order	PO	2	1	3	2	1
Prelim Prot Order	PP	1	0	1	1	-
Petition-Restore Arms	PR	1	1	1	0	1
Show Cause	SC	0	1	1	0	1
Unlawful Detainer	UD	14	20	23	12	11
Warrant in Debt	WD	46	63	69	45	24
Civil Total		88	93	126	84	42
Lee Totals		396	683	806	422	384

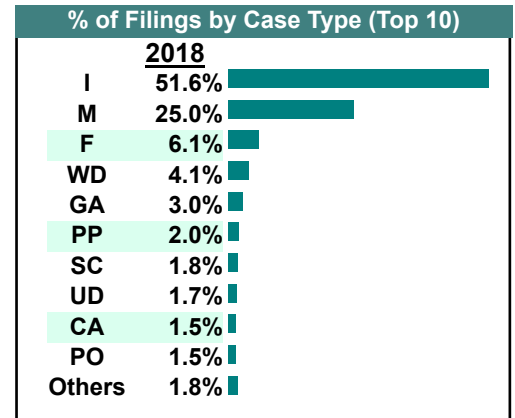
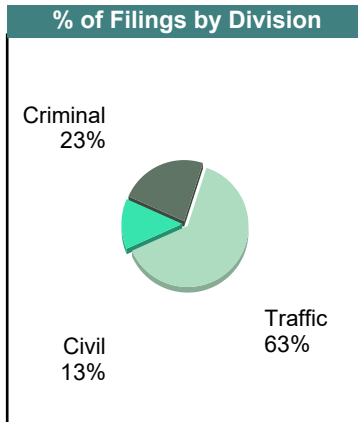
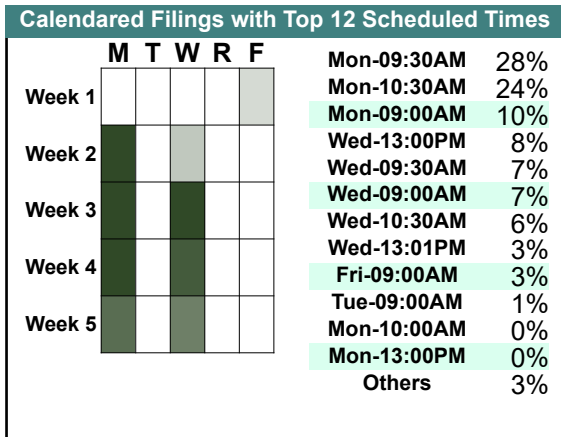


CASELOAD STATISTICS OF THE GENERAL DISTRICT COURTS

June 2018

Lee
District: 30

		<u>Filings</u>	<u>Hearings</u>	<u>Transactions</u>	<u>Concluded</u>	<u>Cont</u>
<u>Criminal</u>						
Capias	CA	5	32	32	11	21
Civil Violation	CV	4	10	10	1	9
Felony	F	30	130	136	40	96
Misdemeanor	M	83	243	247	81	166
Show Cause	SC	5	13	13	7	6
Criminal Total		127	428	438	140	298
<u>Traffic</u>						
Capias	CA	3	13	13	6	7
Felony	F	3	6	7	2	5
Infraction	I	279	208	326	273	53
Misdemeanor	M	52	116	117	60	57
Restricted O/L	RL	1	1	1	1	-
Show Cause	SC	4	9	9	5	4
Traffic Total		342	353	473	347	126
<u>Civil</u>						
Detinue	DT	1	0	2	2	-
Garnishment	GA	16	2	20	18	2
Motion for Judgment	MJ	2	5	5	4	1
Other	OT	2	0	3	3	-
Protective Order	PO	8	3	10	7	3
Prelim Prot Order	PP	11	0	11	11	-
Show Cause	SC	1	1	2	1	1
Unlawful Detainer	UD	9	15	18	9	9
Warrant in Debt	WD	22	33	36	25	11
Civil Total		72	59	107	80	27
Lee Totals		541	840	1,018	567	451



May 2018

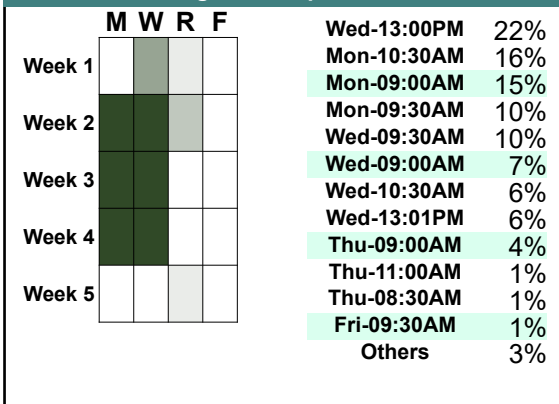
		<u>Filings</u>	<u>Hearings</u>	<u>Transactions</u>	<u>Concluded</u>	<u>Cont</u>
<u>Criminal</u>						
Capias	CA	8	29	29	12	17
Civil Violation	CV	6	21	21	8	13
Felony	F	38	92	101	20	81
Misdemeanor	M	87	223	223	80	143
Show Cause	SC	1	12	12	5	7
Criminal Total		140	377	386	125	261

		<u>Filings</u>	<u>Hearings</u>	<u>Transactions</u>	<u>Concluded</u>	<u>Cont</u>
<u>Traffic</u>						
Capias	CA	8	17	17	6	11
Infraction	I	123	115	168	120	48
Misdemeanor	M	35	97	97	46	51
Restricted O/L	RL	2	2	2	2	-
Show Cause	SC	4	12	12	5	7
Traffic Total		172	243	296	179	117

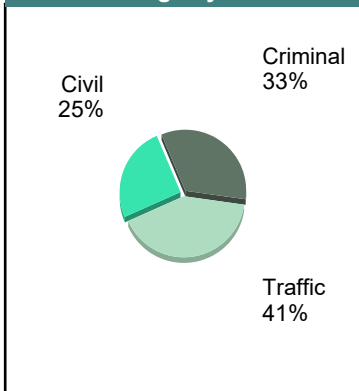
		<u>Filings</u>	<u>Hearings</u>	<u>Transactions</u>	<u>Concluded</u>	<u>Cont</u>
<u>Civil</u>						
Admin License	AL	1	0	1	1	-
Garnishment	GA	26	8	29	21	8
Impoundment	IM	1	0	1	1	-
Interrogatory	IN	0	1	1	0	1
Motion for Judgment	MJ	8	6	8	5	3
Overweight	OC	0	0	1	1	-
Other	OT	1	1	2	1	1
Protective Order	PO	3	1	4	3	1
Prelim Prot Order	PP	5	0	5	5	-
Show Cause	SC	2	2	2	0	2
Unlawful Detainer	UD	9	13	14	6	8
Warrant in Debt	WD	50	45	62	48	14
Civil Total		106	77	130	92	38

Lee Totals		418	697	812	396	416
-------------------	--	------------	------------	------------	------------	------------

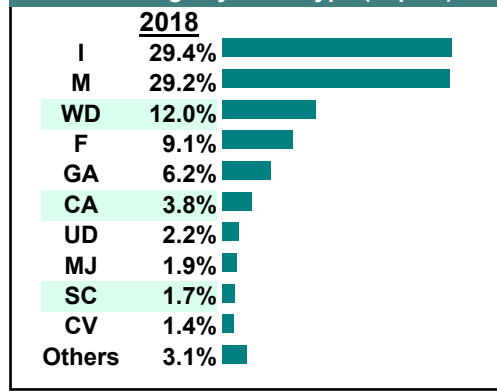
Calendared Filings with Top 12 Scheduled Times



% of Filings by Division



% of Filings by Case Type (Top 10)



April 2018

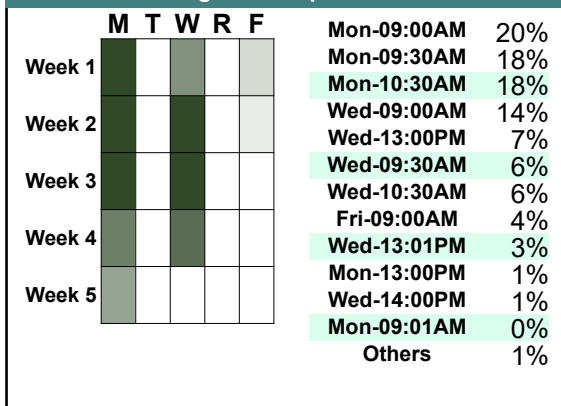
		Filings	Hearings	Transactions	Concluded	Cont
<u>Criminal</u>						
Capias	CA	13	37	37	6	31
Civil Violation	CV	5	11	11	3	8
Felony	F	56	117	131	23	108
Misdemeanor	M	94	274	275	89	186
Show Cause	SC	8	15	15	3	12
Criminal Total		176	454	469	124	345

		Filings	Hearings	Transactions	Concluded	Cont
<u>Traffic</u>						
Capias	CA	4	10	10	2	8
Felony	F	1	3	3	1	2
Infraction	I	162	141	214	165	49
Misdemeanor	M	40	109	109	37	72
Show Cause	SC	6	7	7	0	7
Traffic Total		213	270	343	205	138

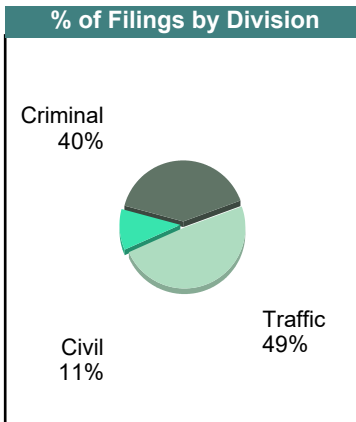
		Filings	Hearings	Transactions	Concluded	Cont
<u>Civil</u>						
Abstract	AJ	1	0	1	1	-
Admin License	AL	1	0	1	1	-
Garnishment	GA	11	2	12	10	2
Interrogatory	IN	0	1	1	0	1
Motion for Judgment	MJ	1	1	1	1	-
Overweight	OC	3	1	3	2	1
Other	OT	1	1	2	1	1
Protective Order	PO	5	1	5	4	1
Prelim Prot Order	PP	6	0	6	6	-
Unlawful Detainer	UD	4	10	11	7	4
Warrant in Debt	WD	14	13	15	11	4
Civil Total		47	30	58	44	14

Lee Totals		436	754	870	373	497
-------------------	--	------------	------------	------------	------------	------------

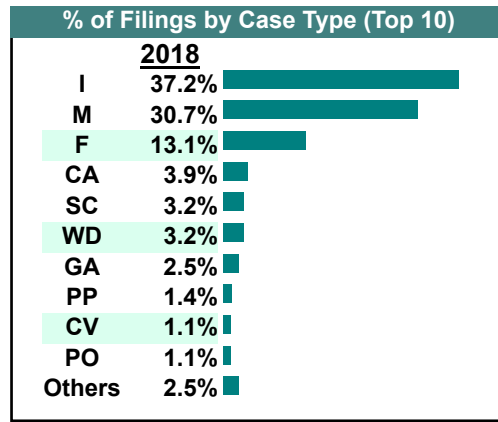
Calendared Filings with Top 12 Scheduled Times



% of Filings by Division



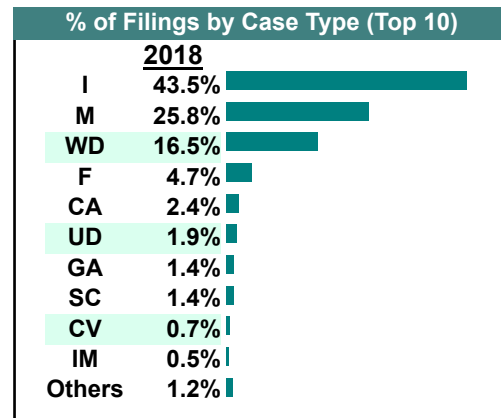
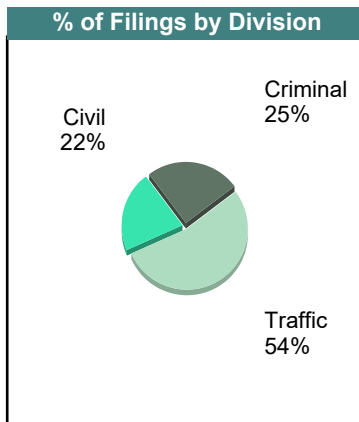
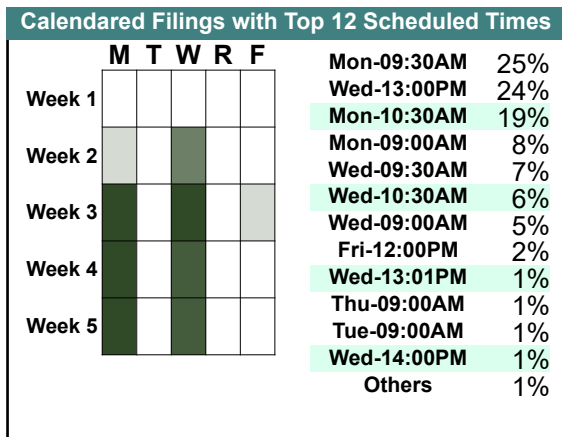
% of Filings by Case Type (Top 10)



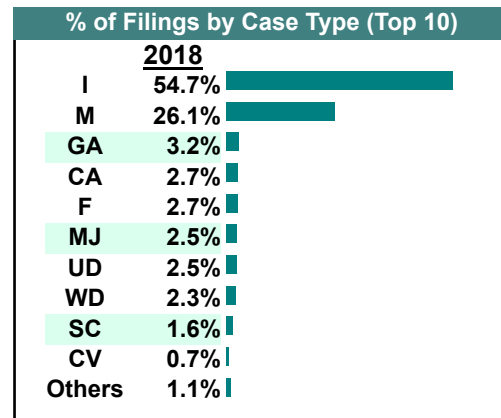
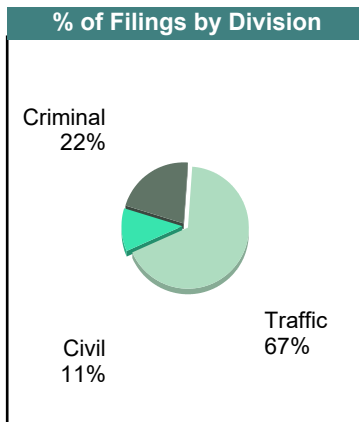
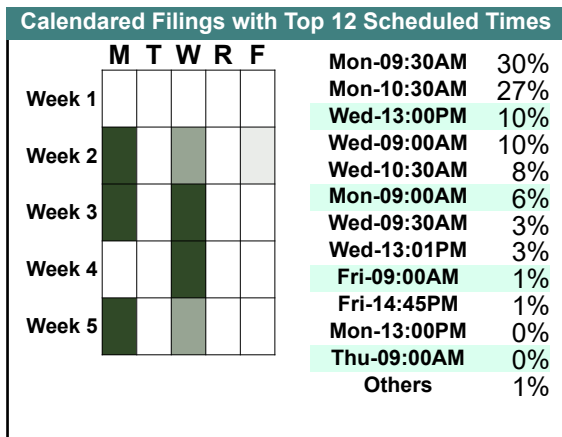
CASELOAD STATISTICS OF THE GENERAL DISTRICT COURTS

March 2018

		<u>Filings</u>	<u>Hearings</u>	<u>Transactions</u>	<u>Concluded</u>	<u>Cont</u>
<u>Criminal</u>						
Capias	CA	7	34	34	11	23
Civil Violation	CV	3	19	19	8	11
Felony	F	20	82	107	53	54
Misdemeanor	M	70	228	230	91	139
Show Cause	SC	5	22	22	10	12
Criminal Total		105	385	412	173	239
<u>Traffic</u>						
Capias	CA	3	17	17	9	8
Felony	F	0	1	1	1	-
Infraction	I	184	155	250	204	46
Misdemeanor	M	39	118	119	51	68
Show Cause	SC	1	7	7	3	4
Traffic Total		227	298	394	268	126
<u>Civil</u>						
Admin License	AL	1	0	1	1	-
Detinue	DT	1	1	1	0	1
Garnishment	GA	6	0	7	7	-
Impoundment	IM	2	0	2	2	-
Interrogatory	IN	1	1	1	0	1
Overweight	OC	1	0	1	1	-
Other	OT	0	1	1	0	1
Protective Order	PO	1	0	1	1	-
Unlawful Detainer	UD	8	11	14	9	5
Warrant in Debt	WD	70	69	88	66	22
Civil Total		91	83	117	87	30
Lee Totals		423	766	923	528	395



		<u>Filings</u>	<u>Hearings</u>	<u>Transactions</u>	<u>Concluded</u>	<u>Cont</u>
<u>Criminal</u>						
Capias	CA	6	33	33	13	20
Civil Violation	CV	3	14	14	5	9
Felony	F	12	79	85	23	62
Misdemeanor	M	69	200	202	68	134
Show Cause	SC	6	12	12	3	9
Criminal Total		96	338	346	112	234
<u>Traffic</u>						
Capias	CA	6	14	14	6	8
Felony	F	0	6	8	5	3
Infraction	I	243	240	369	266	103
Misdemeanor	M	47	139	139	55	84
Restricted O/L	RL	1	1	1	1	-
Show Cause	SC	1	4	4	3	1
Traffic Total		298	404	535	336	199
<u>Civil</u>						
Detinue	DT	1	0	1	1	-
Garnishment	GA	14	1	18	17	1
Interrogatory	IN	1	0	1	1	-
Motion for Judgment	MJ	11	9	11	11	-
Other	OT	0	1	1	0	1
Protective Order	PO	1	0	2	2	-
Prelim Prot Order	PP	1	0	1	1	-
Unlawful Detainer	UD	11	18	20	13	7
Warrant in Debt	WD	10	11	15	11	4
Civil Total		50	40	70	57	13
Lee Totals		444	782	951	505	446

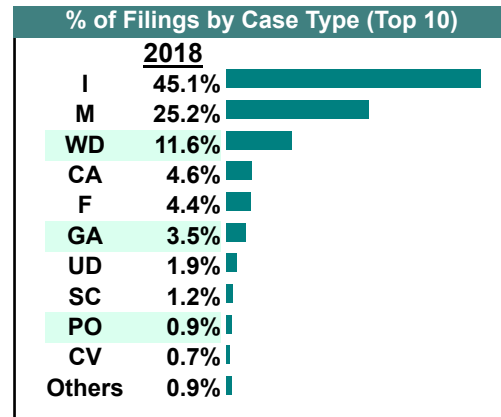
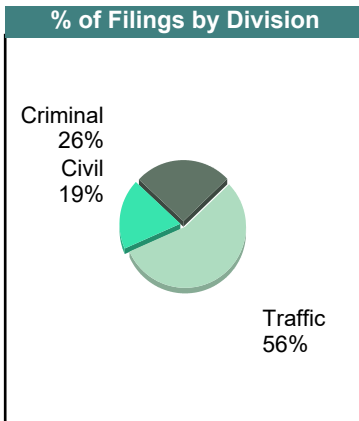
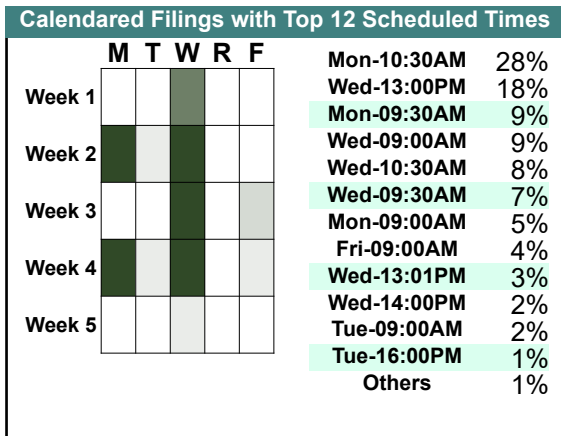


CASELOAD STATISTICS OF THE GENERAL DISTRICT COURTS

January 2018

Lee
District: 30

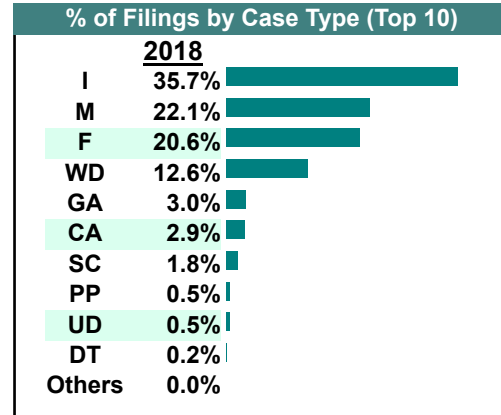
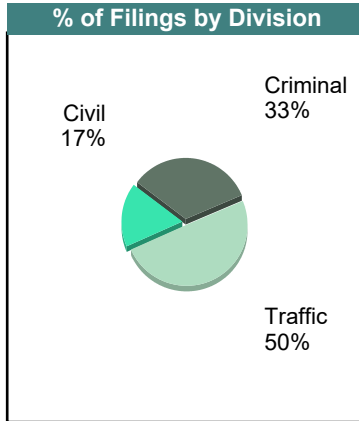
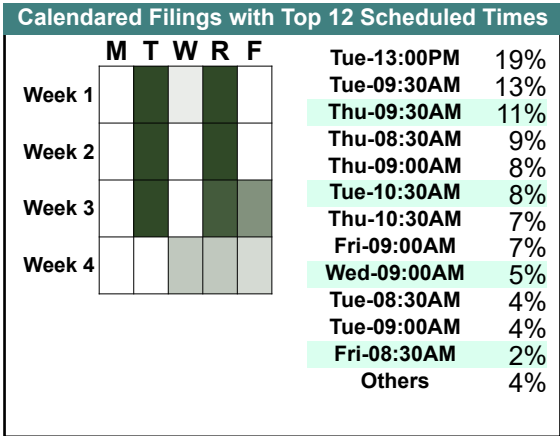
		<u>Filings</u>	<u>Hearings</u>	<u>Transactions</u>	<u>Concluded</u>	<u>Cont</u>
<u>Criminal</u>						
Capias	CA	15	39	39	7	32
Civil Violation	CV	3	15	15	2	13
Felony	F	18	92	110	43	67
Misdemeanor	M	72	243	248	99	149
Show Cause	SC	3	14	14	3	11
Criminal Total		111	403	426	154	272
<u>Traffic</u>						
Capias	CA	5	11	11	5	6
Felony	F	1	4	4	1	3
Infraction	I	195	178	255	181	74
Misdemeanor	M	37	108	109	29	80
Show Cause	SC	2	4	4	1	3
Traffic Total		240	305	383	217	166
<u>Civil</u>						
Bond Forfeiture	BF	0	1	1	1	-
Garnishment	GA	15	4	18	14	4
Motion for Judgment	MJ	1	1	2	2	-
Other	OT	1	0	1	1	-
Protective Order	PO	4	1	5	4	1
Prelim Prot Order	PP	1	0	1	1	-
Petition-Restore Arms	PR	1	0	1	1	-
Unlawful Detainer	UD	8	11	14	5	9
Warrant in Debt	WD	50	61	76	56	20
Civil Total		81	79	119	85	34
Lee Totals		432	787	928	456	472



CASELOAD STATISTICS OF THE GENERAL DISTRICT COURTS

December 2018

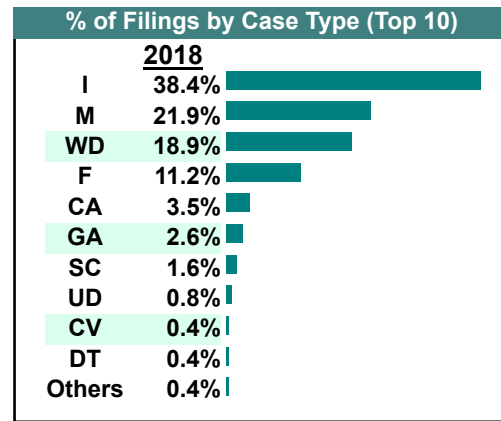
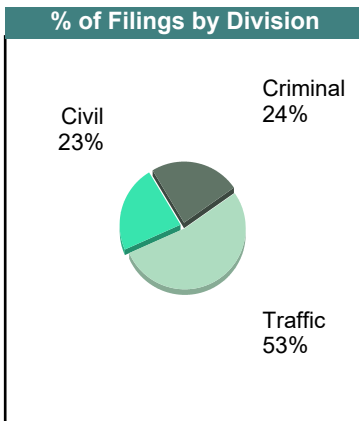
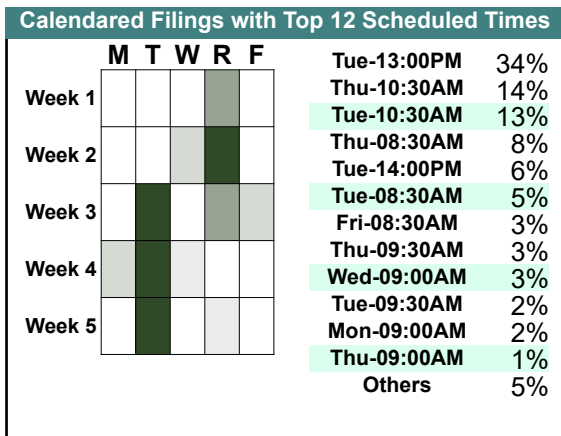
		<u>Filings</u>	<u>Hearings</u>	<u>Transactions</u>	<u>Concluded</u>	<u>Cont</u>
<u>Criminal</u>						
Capias	CA	5	24	24	14	10
Civil Violation	CV	0	4	4	0	4
Felony	F	121	209	247	65	182
Misdemeanor	M	66	192	193	54	139
Show Cause	SC	7	12	12	3	9
Criminal Total		199	441	480	136	344
<u>Traffic</u>						
Capias	CA	12	23	23	9	14
Felony	F	2	3	3	0	3
Infraction	I	213	168	287	219	68
Misdemeanor	M	66	176	177	63	114
Show Cause	SC	3	6	6	4	2
Traffic Total		296	376	496	295	201
<u>Civil</u>						
Detinue	DT	1	1	1	1	-
Garnishment	GA	18	6	22	16	6
Protective Order	PO	0	0	2	2	-
Prelim Prot Order	PP	3	2	4	2	2
Show Cause	SC	1	0	1	1	-
Unlawful Detainer	UD	3	5	5	4	1
Warrant in Debt	WD	75	91	103	54	49
Civil Total		101	105	138	80	58
Scott Totals		596	922	1,114	511	603



CASELOAD STATISTICS OF THE GENERAL DISTRICT COURTS

November 2018

		<u>Filings</u>	<u>Hearings</u>	<u>Transactions</u>	<u>Concluded</u>	<u>Cont</u>
<u>Criminal</u>						
Capias	CA	10	32	32	18	14
Civil Violation	CV	2	3	3	0	3
Felony	F	56	163	218	77	141
Misdemeanor	M	48	216	220	82	138
Show Cause	SC	6	10	10	9	1
Criminal Total		122	424	483	186	297
<u>Traffic</u>						
Capias	CA	8	21	21	9	12
Felony	F	1	1	1	0	1
Infraction	I	195	158	266	201	65
Misdemeanor	M	63	158	158	69	89
Show Cause	SC	2	5	5	3	2
Traffic Total		269	343	451	282	169
<u>Civil</u>						
Admin License	AL	1	0	1	1	-
Detinue	DT	2	0	2	2	-
Garnishment	GA	13	5	22	17	5
Motion for Judgment	MJ	0	1	1	0	1
Overweight	OC	1	0	1	1	-
Prelim Prot Order	PP	0	1	1	0	1
Unlawful Detainer	UD	4	6	8	7	1
Warrant in Debt	WD	96	86	112	89	23
Civil Total		117	99	148	117	31
Scott Totals		508	866	1,082	585	497



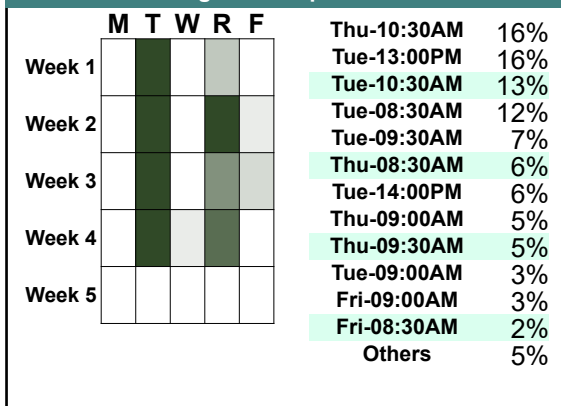
CASELOAD STATISTICS OF THE GENERAL DISTRICT COURTS

October 2018

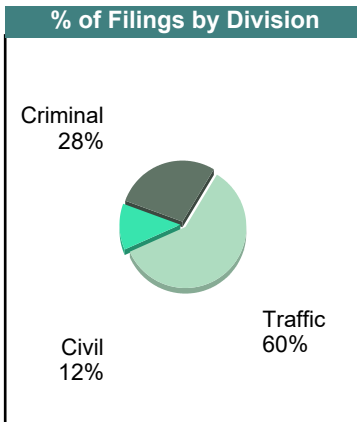
Scott
District: 30

		<u>Filings</u>	<u>Hearings</u>	<u>Transactions</u>	<u>Concluded</u>	<u>Cont</u>
<u>Criminal</u>						
Capias	CA	11	27	27	12	15
Civil Violation	CV	0	3	3	1	2
Felony	F	86	175	212	50	162
Misdemeanor	M	86	274	277	91	186
Show Cause	SC	3	8	8	2	6
Criminal Total		186	487	527	156	371
<u>Traffic</u>						
Capias	CA	15	37	37	24	13
Civil Violation	CV	1	1	1	1	-
Felony	F	1	3	4	1	3
Infraction	I	267	245	381	287	94
Misdemeanor	M	114	249	252	122	130
Show Cause	SC	0	2	2	0	2
Traffic Total		398	537	677	435	242
<u>Civil</u>						
Admin License	AL	3	0	3	3	-
Detinue	DT	2	1	2	2	-
Garnishment	GA	36	12	44	32	12
Overweight	OC	1	0	1	1	-
Other	OT	1	0	1	1	-
Protective Order	PO	3	0	3	3	-
Prelim Prot Order	PP	2	3	7	5	2
Show Cause	SC	3	1	3	2	1
Unlawful Detainer	UD	9	16	17	11	6
Warrant in Debt	WD	22	40	46	32	14
Civil Total		82	73	127	92	35
Scott Totals		666	1,097	1,331	683	648

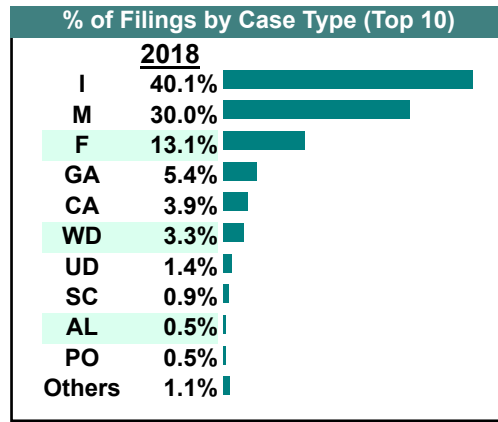
Calendared Filings with Top 12 Scheduled Times



% of Filings by Division



% of Filings by Case Type (Top 10)

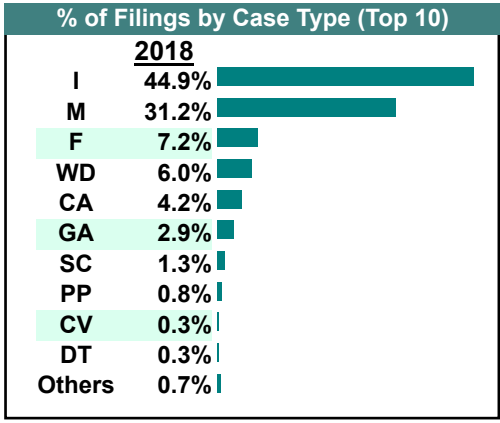
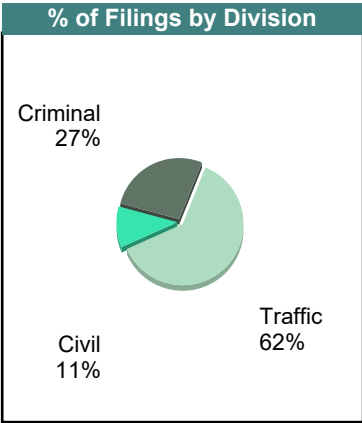
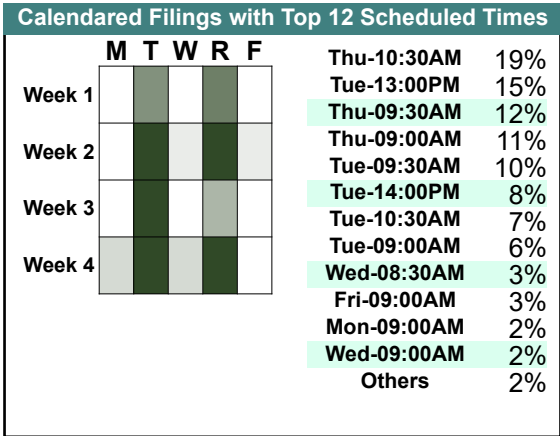


CASELOAD STATISTICS OF THE GENERAL DISTRICT COURTS

September 2018

Scott
District: 30

		<u>Filings</u>	<u>Hearings</u>	<u>Transactions</u>	<u>Concluded</u>	<u>Cont</u>
<u>Criminal</u>						
Capias	CA	20	44	44	17	27
Civil Violation	CV	2	4	4	2	2
Felony	F	43	140	169	65	104
Misdemeanor	M	94	254	257	86	171
Show Cause	SC	7	13	13	5	8
Criminal Total		166	455	487	175	312
<u>Traffic</u>						
Capias	CA	6	23	23	6	17
Felony	F	1	3	4	2	2
Infraction	I	275	249	365	258	107
Misdemeanor	M	97	201	202	83	119
Show Cause	SC	1	6	6	2	4
Traffic Total		380	482	600	351	249
<u>Civil</u>						
Detinue	DT	2	1	2	2	-
Garnishment	GA	18	3	18	15	3
Motion for Judgment	MJ	1	1	1	0	1
Protective Order	PO	1	0	1	1	-
Prelim Prot Order	PP	5	7	8	1	6
Unlawful Detainer	UD	2	4	5	1	4
Warrant in Debt	WD	37	41	52	38	14
Civil Total		66	57	87	58	28
Scott Totals		612	994	1,174	584	589

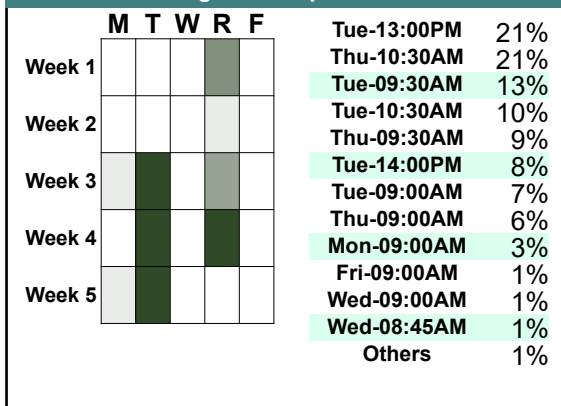


CASELOAD STATISTICS OF THE GENERAL DISTRICT COURTS

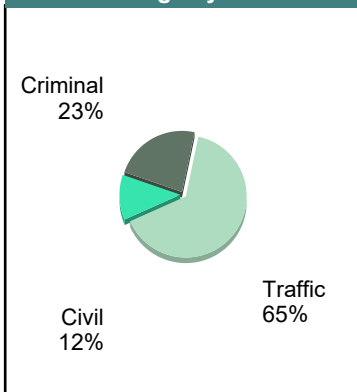
August 2018

		<u>Filings</u>	<u>Hearings</u>	<u>Transactions</u>	<u>Concluded</u>	<u>Cont</u>
<u>Criminal</u>						
Capias	CA	9	25	25	10	15
Civil Violation	CV	1	4	4	2	2
Felony	F	41	142	192	85	107
Misdemeanor	M	84	275	283	123	160
Motion	MO	1	1	1	1	-
Show Cause	SC	4	7	7	5	2
Criminal Total		140	454	512	226	286
<u>Traffic</u>						
Capias	CA	7	20	20	10	10
Felony	F	2	5	7	2	5
Infraction	I	300	220	377	294	83
Misdemeanor	M	82	207	208	121	87
Show Cause	SC	4	5	5	3	2
Traffic Total		395	457	617	430	187
<u>Civil</u>						
Admin License	AL	1	0	1	1	-
Detinue	DT	0	1	1	1	-
Garnishment	GA	17	7	22	15	7
Impoundment	IM	1	0	1	1	-
Other	OT	1	0	1	1	-
Protective Order	PO	0	0	1	1	-
Prelim Prot Order	PP	2	2	6	4	2
Show Cause	SC	1	1	1	0	1
Unlawful Detainer	UD	6	7	8	3	5
Warrant in Debt	WD	44	55	68	55	13
Civil Total		73	73	110	82	28
Scott Totals		608	984	1,239	738	501

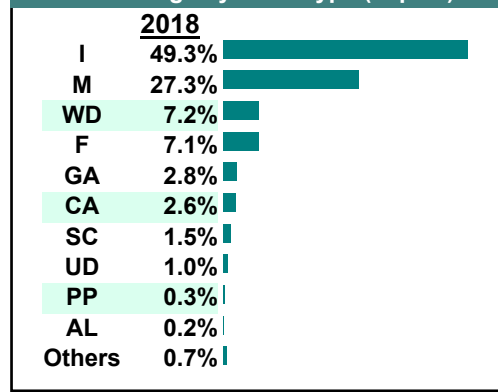
Calendar Filings with Top 12 Scheduled Times



% of Filings by Division



% of Filings by Case Type (Top 10)

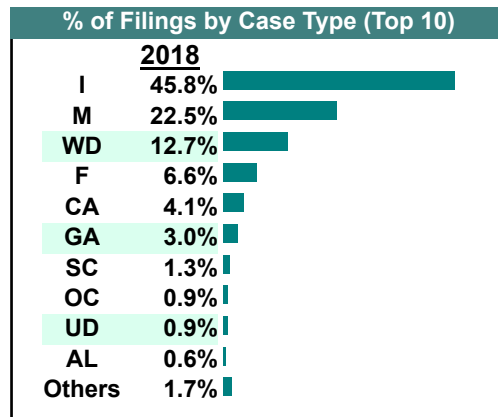
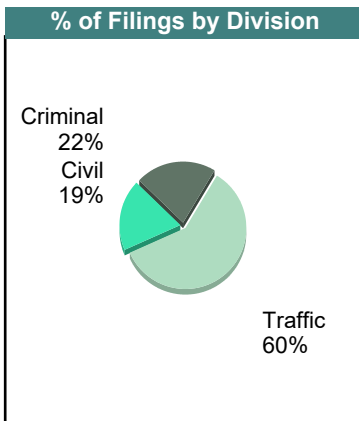
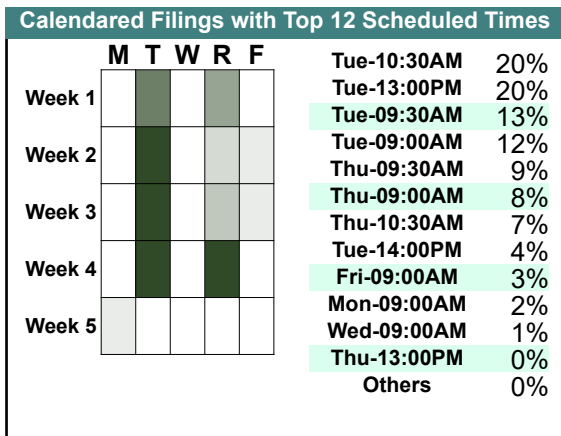


CASELOAD STATISTICS OF THE GENERAL DISTRICT COURTS

July 2018

Scott
District: 30

		<u>Filings</u>	<u>Hearings</u>	<u>Transactions</u>	<u>Concluded</u>	<u>Cont</u>
<u>Criminal</u>						
Capias	CA	10	29	29	11	18
Civil Violation	CV	3	8	8	2	6
Felony	F	36	115	128	18	110
Misdemeanor	M	61	179	180	53	127
Motion	MO	2	2	2	2	-
Show Cause	SC	5	10	10	6	4
Criminal Total		117	343	357	92	265
<u>Traffic</u>						
Capias	CA	12	18	18	6	12
Felony	F	0	0	1	1	-
Infraction	I	248	163	312	266	46
Misdemeanor	M	61	152	154	66	88
Show Cause	SC	2	5	5	3	2
Traffic Total		323	338	490	342	148
<u>Civil</u>						
Admin License	AL	3	0	3	3	-
Detinue	DT	1	1	1	0	1
Garnishment	GA	16	4	18	14	4
Overweight	OC	5	0	5	5	-
Prelim Prot Order	PP	3	2	5	3	2
Unlawful Detainer	UD	5	6	6	4	2
Warrant in Debt	WD	69	80	100	66	34
Civil Total		102	93	138	95	43
Scott Totals		542	774	985	529	456

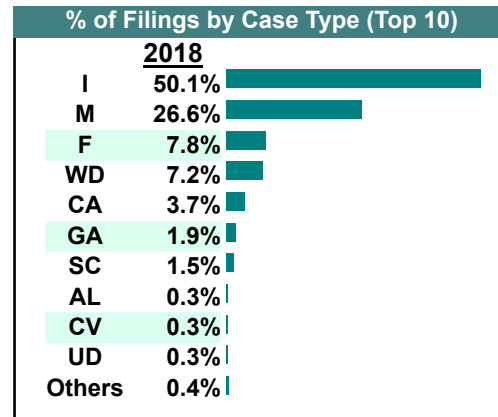
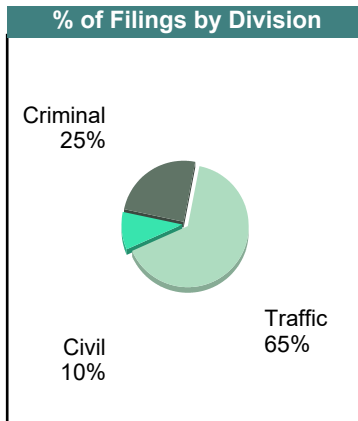
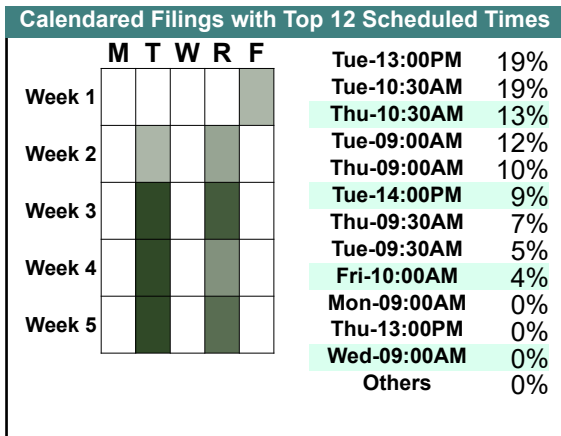


CASELOAD STATISTICS OF THE GENERAL DISTRICT COURTS

June 2018

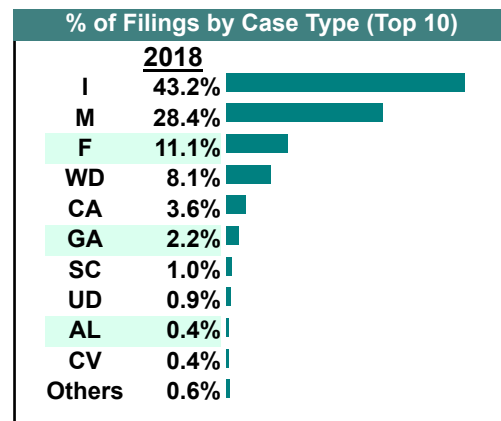
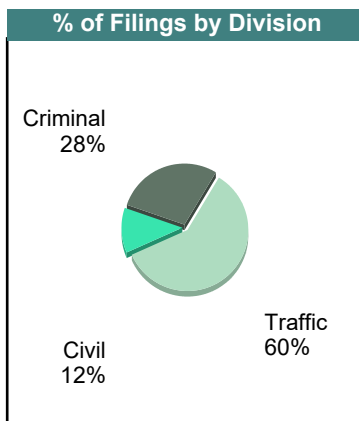
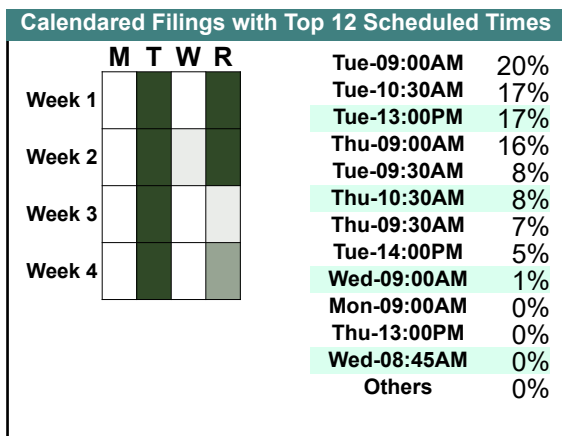
Scott
District: 30

		<u>Filings</u>	<u>Hearings</u>	<u>Transactions</u>	<u>Concluded</u>	<u>Cont</u>
<u>Criminal</u>						
Capias	CA	11	43	43	13	30
Civil Violation	CV	2	5	5	1	4
Felony	F	51	203	229	35	194
Misdemeanor	M	96	316	323	94	229
Motion	MO	0	1	1	1	-
Show Cause	SC	8	20	20	11	9
Criminal Total		168	588	621	155	466
<u>Traffic</u>						
Capias	CA	14	40	40	14	26
Felony	F	2	8	8	1	7
Infraction	I	341	263	448	347	101
Misdemeanor	M	85	271	274	113	161
Motion	MO	1	1	1	1	-
Show Cause	SC	2	14	14	9	5
Traffic Total		445	597	785	485	300
<u>Civil</u>						
Admin License	AL	2	0	2	2	-
Garnishment	GA	13	3	17	14	3
Other	OT	1	0	1	1	-
Protective Order	PO	1	1	1	0	1
Prelim Prot Order	PP	0	0	1	1	-
Unlawful Detainer	UD	2	3	4	4	-
Warrant in Debt	WD	49	48	57	43	14
Civil Total		68	55	83	65	18
Scott Totals		681	1,240	1,489	705	784



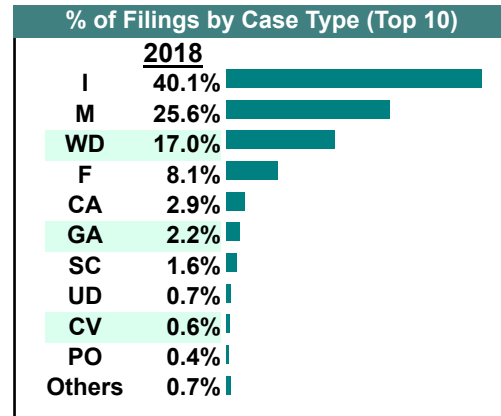
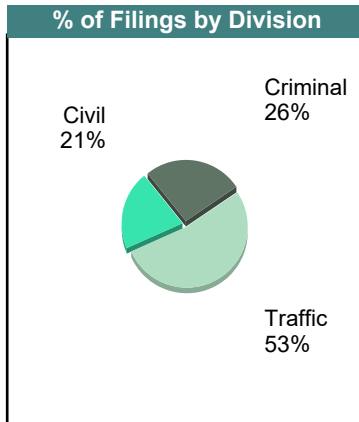
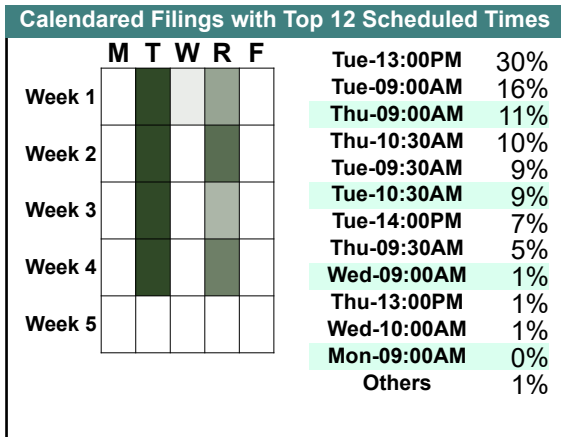
May 2018

		Filings	Hearings	Transactions	Concluded	Cont
<u>Criminal</u>						
Capias	CA	10	31	31	6	25
Civil Violation	CV	3	4	4	0	4
Felony	F	74	166	190	40	150
Misdemeanor	M	99	280	283	69	214
Motion	MO	2	2	2	1	1
Show Cause	SC	3	13	13	8	5
Criminal Total		191	496	523	124	399
<u>Traffic</u>						
Capias	CA	14	21	21	12	9
Civil Violation	CV	0	1	1	1	-
Felony	F	1	3	3	1	2
Infraction	I	292	234	381	282	99
Misdemeanor	M	93	234	238	71	167
Show Cause	SC	4	9	9	3	6
Traffic Total		404	502	653	370	283
<u>Civil</u>						
Admin License	AL	3	0	3	3	-
Garnishment	GA	15	3	18	15	3
Overweight	OC	0	0	1	1	-
Prelim Prot Order	PP	2	1	2	1	1
Unlawful Detainer	UD	6	6	8	5	3
Warrant in Debt	WD	55	87	105	84	21
Civil Total		81	97	137	109	28
Scott Totals		676	1,095	1,313	603	710



April 2018

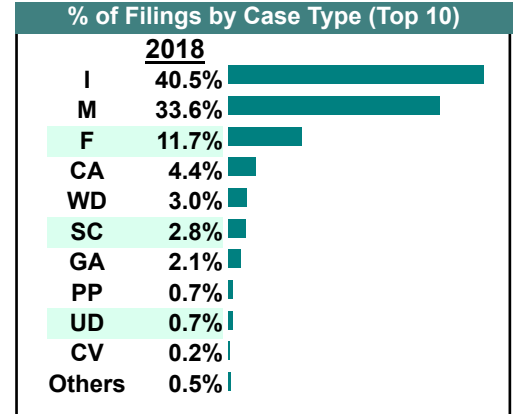
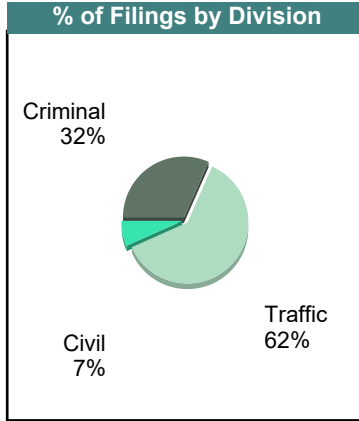
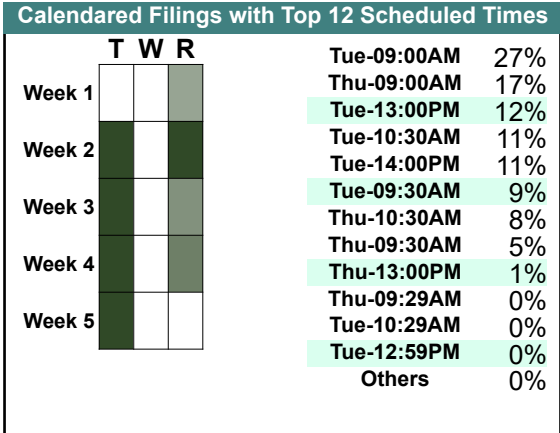
		Filings	Hearings	Transactions	Concluded	Cont
<u>Criminal</u>						
Capias	CA	12	40	40	16	24
Civil Violation	CV	2	4	4	2	2
Felony	F	55	151	208	85	123
Misdemeanor	M	104	246	254	84	170
Motion	MO	1	1	1	1	-
Show Cause	SC	5	20	20	9	11
Criminal Total		179	462	527	197	330
<u>Traffic</u>						
Capias	CA	8	13	13	4	9
Civil Violation	CV	2	2	2	2	-
Felony	F	0	2	3	1	2
Infraction	I	274	199	357	267	90
Misdemeanor	M	71	192	197	58	139
Show Cause	SC	6	14	14	4	10
Traffic Total		361	422	586	336	250
<u>Civil</u>						
Admin License	AL	2	0	2	2	-
Garnishment	GA	15	2	18	16	2
Overweight	OC	1	1	1	0	1
Other	OT	1	0	1	1	-
Protective Order	PO	3	0	3	3	-
Prelim Prot Order	PP	0	3	4	1	3
Unlawful Detainer	UD	5	6	6	4	2
Warrant in Debt	WD	116	99	131	81	50
Civil Total		143	111	166	108	58
Scott Totals		683	995	1,279	641	638



CASELOAD STATISTICS OF THE GENERAL DISTRICT COURTS

March 2018

		<u>Filings</u>	<u>Hearings</u>	<u>Transactions</u>	<u>Concluded</u>	<u>Cont</u>
<u>Criminal</u>						
Capias	CA	9	30	30	11	19
Civil Violation	CV	1	3	3	2	1
Felony	F	50	137	159	36	123
Misdemeanor	M	71	161	170	61	109
Show Cause	SC	7	14	14	7	7
Criminal Total		138	345	376	117	259
<u>Traffic</u>						
Capias	CA	10	19	19	11	8
Felony	F	1	4	6	4	2
Infraction	I	176	160	263	189	74
Misdemeanor	M	75	188	193	82	111
Restricted O/L	RL	1	1	1	1	-
Show Cause	SC	5	15	15	11	4
Traffic Total		268	387	497	298	199
<u>Civil</u>						
Detinue	DT	1	1	3	2	1
Garnishment	GA	9	4	11	7	4
Prelim Prot Order	PP	3	3	4	1	3
Unlawful Detainer	UD	3	5	6	4	2
Warrant in Debt	WD	13	24	28	17	11
Civil Total		29	37	52	31	21
Scott Totals		435	769	925	446	479

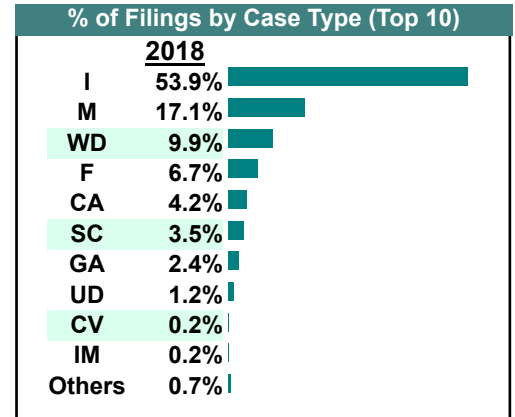
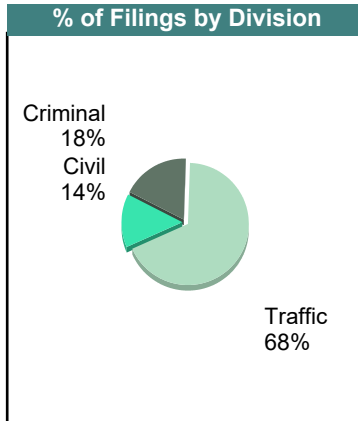
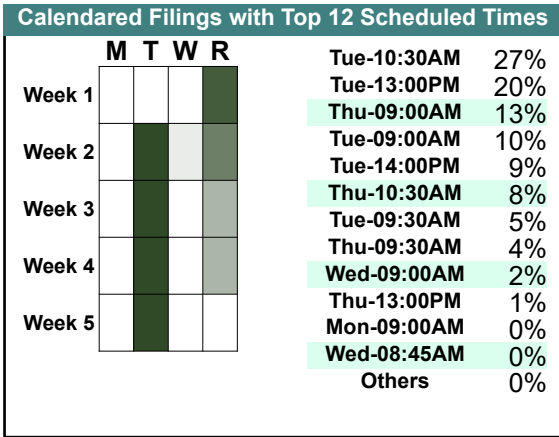


CASELOAD STATISTICS OF THE GENERAL DISTRICT COURTS

February 2018

Scott
District: 30

		<u>Filings</u>	<u>Hearings</u>	<u>Transactions</u>	<u>Concluded</u>	<u>Cont</u>
<u>Criminal</u>						
Capias	CA	16	28	28	9	19
Civil Violation	CV	1	6	6	4	2
Felony	F	38	167	182	39	143
Misdemeanor	M	45	204	211	63	148
Show Cause	SC	7	13	13	3	10
Criminal Total		107	418	440	118	322
<u>Traffic</u>						
Capias	CA	9	23	23	8	15
Felony	F	2	9	17	9	8
Infraction	I	321	228	402	300	102
Misdemeanor	M	57	221	222	71	151
Show Cause	SC	14	21	21	8	13
Traffic Total		403	502	685	396	289
<u>Civil</u>						
Detinue	DT	0	2	2	1	1
Garnishment	GA	14	3	19	16	3
Impoundment	IM	1	0	1	1	-
Other	OT	1	0	1	1	-
Protective Order	PO	1	0	1	1	-
Prelim Prot Order	PP	1	3	4	1	3
Petition-Restore Arms	PR	1	1	2	1	1
Unlawful Detainer	UD	7	10	11	7	4
Warrant in Debt	WD	59	107	137	107	30
Civil Total		85	126	178	136	42
Scott Totals		595	1,046	1,303	650	653

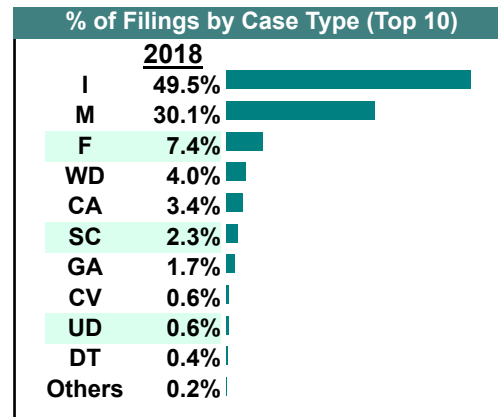
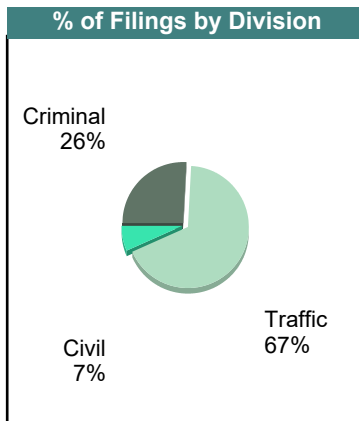
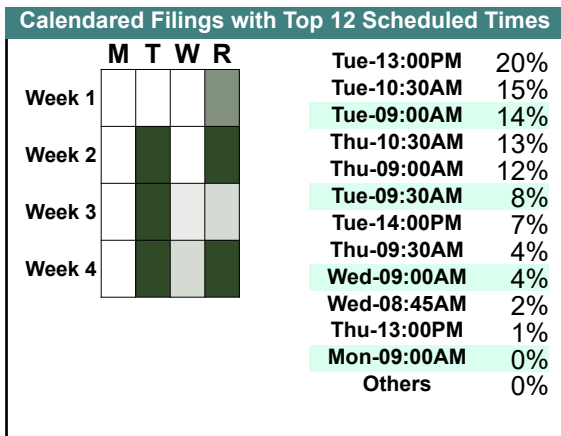


CASELOAD STATISTICS OF THE GENERAL DISTRICT COURTS

January 2018

Scott
District: 30

		<u>Filings</u>	<u>Hearings</u>	<u>Transactions</u>	<u>Concluded</u>	<u>Cont</u>
<u>Criminal</u>						
Capias	CA	11	21	21	9	12
Civil Violation	CV	3	8	8	2	6
Felony	F	36	133	170	54	116
Misdemeanor	M	81	243	254	92	162
Show Cause	SC	5	16	16	7	9
Criminal Total		136	421	469	164	305
<u>Traffic</u>						
Capias	CA	7	16	16	7	9
Civil Violation	CV	0	1	1	1	-
Felony	F	3	14	14	1	13
Infraction	I	262	194	344	259	85
Misdemeanor	M	78	200	202	61	141
Show Cause	SC	7	11	11	5	6
Traffic Total		357	436	588	334	254
<u>Civil</u>						
Detinue	DT	2	2	2	0	2
Garnishment	GA	9	5	13	8	5
Prelim Prot Order	PP	1	3	4	1	3
Unlawful Detainer	UD	3	3	4	1	3
Warrant in Debt	WD	21	37	37	0	37
Civil Total		36	50	60	10	50
Scott Totals		529	907	1,117	508	609




CASELOAD STATISTICS OF THE GENERAL DISTRICT COURTS

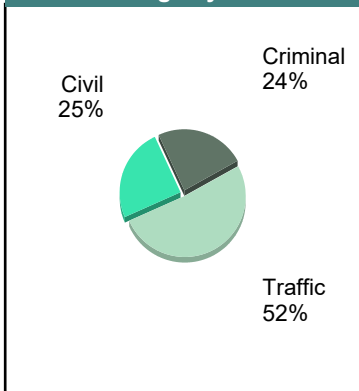
December 2018

		<u>Filings</u>	<u>Hearings</u>	<u>Transactions</u>	<u>Concluded</u>	<u>Cont</u>
<u>Criminal</u>						
Capias	CA	39	96	96	27	69
Civil Violation	CV	0	2	2	0	2
Felony	F	40	177	177	36	141
Misdemeanor	M	139	450	453	111	338
Other	O	0	1	1	0	1
Show Cause	SC	16	44	44	16	27
Criminal Total		234	770	773	190	578
<u>Traffic</u>						
Capias	CA	21	62	62	28	32
Civil Violation	CV	1	1	1	0	1
Felony	F	1	18	18	4	14
Infraction	I	362	419	536	331	205
Misdemeanor	M	94	375	375	132	242
Show Cause	SC	31	69	69	36	29
Traffic Total		510	944	1,061	531	523
<u>Civil</u>						
Admin License	AL	2	1	3	2	-
Detinue	DT	1	4	7	4	3
Garnishment	GA	36	25	58	33	25
Interrogatory	IN	1	1	1	0	1
Motion for Judgment	MJ	2	2	3	1	2
Other	OT	0	2	2	0	2
Prelim Prot Order	PP	1	0	1	1	-
Show Cause	SC	0	1	1	0	1
Unlawful Detainer	UD	17	29	35	17	17
Warrant in Debt	WD	186	243	298	198	100
Civil Total		246	308	409	256	151
Wise Totals		990	2,022	2,243	977	1,252

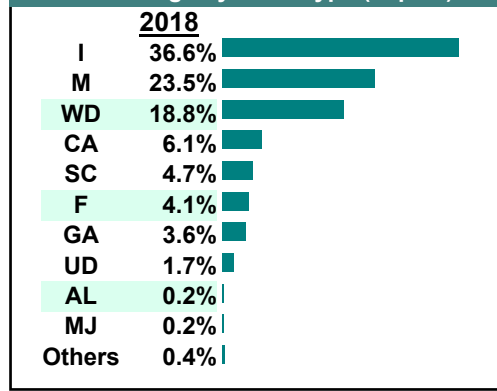
Calendared Filings with Top 12 Scheduled Times



% of Filings by Division



% of Filings by Case Type (Top 10)



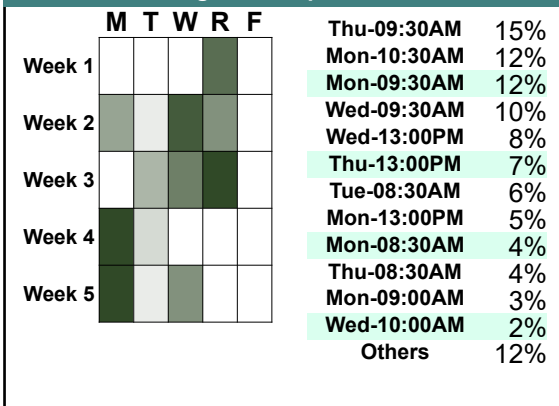
CASELOAD STATISTICS OF THE GENERAL DISTRICT COURTS

November 2018

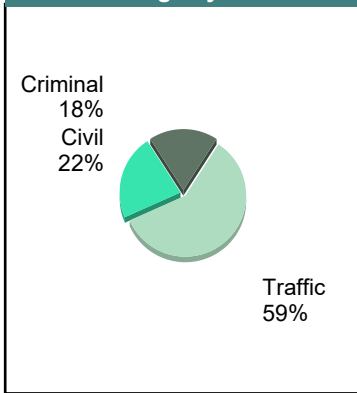
Wise
District: 30

		<u>Filings</u>	<u>Hearings</u>	<u>Transactions</u>	<u>Concluded</u>	<u>Cont</u>
<u>Criminal</u>						
Capias	CA	14	53	53	20	33
Civil Violation	CV	0	3	3	1	2
Felony	F	36	147	147	20	126
Misdemeanor	M	123	353	357	98	258
Show Cause	SC	16	36	36	14	22
Criminal Total		189	592	596	153	441
<u>Traffic</u>						
Capias	CA	18	57	57	22	34
Civil Violation	CV	1	2	2	0	2
Felony	F	4	21	23	6	16
Infraction	I	491	509	650	481	168
Misdemeanor	M	71	301	301	92	209
Show Cause	SC	21	55	55	25	30
Traffic Total		606	945	1,088	626	459
<u>Civil</u>						
Abstract	AJ	3	0	3	3	-
Admin License	AL	0	0	1	1	-
DI	DI	1	0	1	1	-
Detinue	DT	5	6	7	1	6
Garnishment	GA	70	22	102	80	19
Interrogatory	IN	0	0	1	1	-
Motion for Judgment	MJ	0	1	1	0	1
Other	OT	2	2	4	3	1
Prelim Prot Order	PP	5	5	7	2	4
Unlawful Detainer	UD	13	18	21	14	7
Warrant in Debt	WD	131	162	189	133	55
Civil Total		230	216	337	239	93
Wise Totals		1,025	1,753	2,021	1,018	993

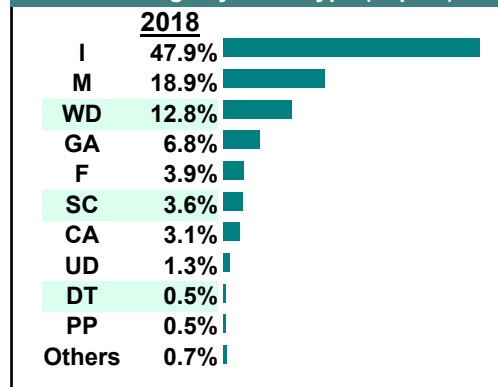
Calendared Filings with Top 12 Scheduled Times



% of Filings by Division



% of Filings by Case Type (Top 10)

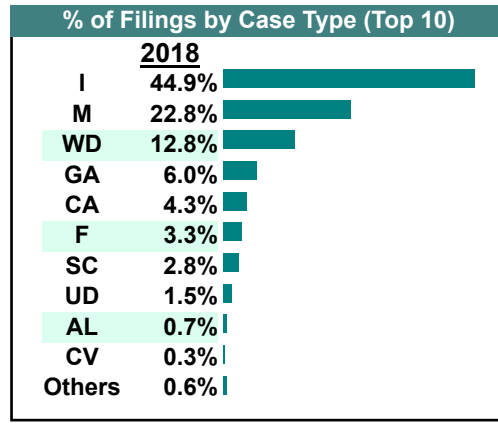
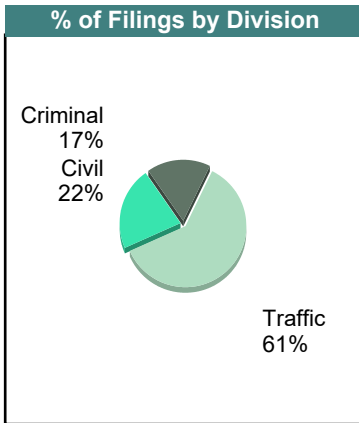
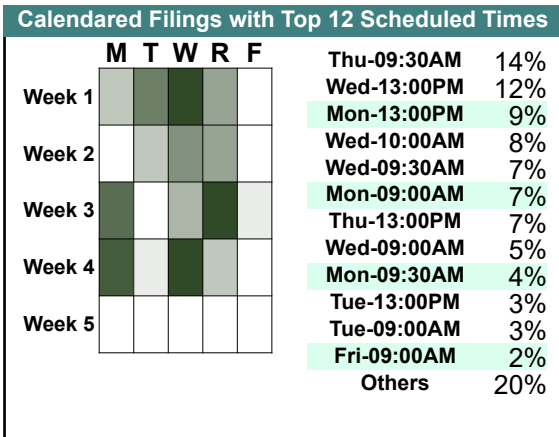


CASELOAD STATISTICS OF THE GENERAL DISTRICT COURTS

October 2018

Wise
District: 30

		<u>Filings</u>	<u>Hearings</u>	<u>Transactions</u>	<u>Concluded</u>	<u>Cont</u>
<u>Criminal</u>						
Capias	CA	34	107	107	44	63
Civil Violation	CV	4	7	7	3	4
Felony	F	45	227	227	45	182
Misdemeanor	M	160	530	541	198	343
Show Cause	SC	12	54	54	24	29
Criminal Total		255	925	936	314	621
<u>Traffic</u>						
Capias	CA	30	69	69	26	43
Civil Violation	CV	1	2	2	2	-
Felony	F	5	33	33	7	26
Infraction	I	674	614	824	643	181
Misdemeanor	M	182	481	481	165	316
Show Cause	SC	25	71	71	36	34
Traffic Total		917	1,270	1,480	879	600
<u>Civil</u>						
Admin License	AL	10	3	11	8	2
Detinue	DT	2	4	5	2	3
Garnishment	GA	90	74	166	92	74
Impoundment	IM	1	0	1	1	-
Interrogatory	IN	0	1	1	0	1
Motion for Judgment	MJ	0	1	1	0	1
Other	OT	4	2	5	4	1
Prelim Prot Order	PP	2	2	4	2	1
Show Cause	SC	5	7	11	4	7
Tenants Assertion	TA	0	0	1	1	-
Unlawful Detainer	UD	23	25	30	17	13
Warrant in Debt	WD	192	210	264	170	94
Civil Total		329	329	500	301	197
Wise Totals		1,501	2,524	2,916	1,494	1,418

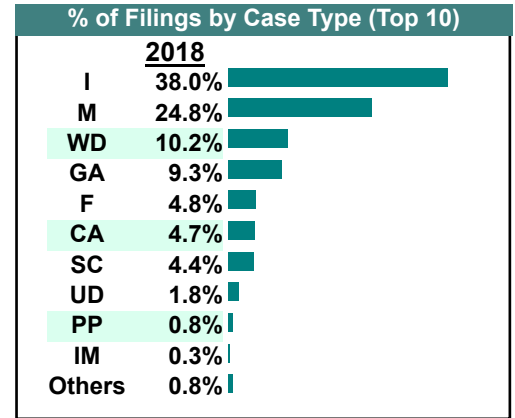
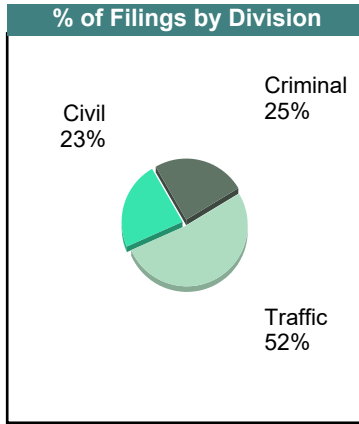
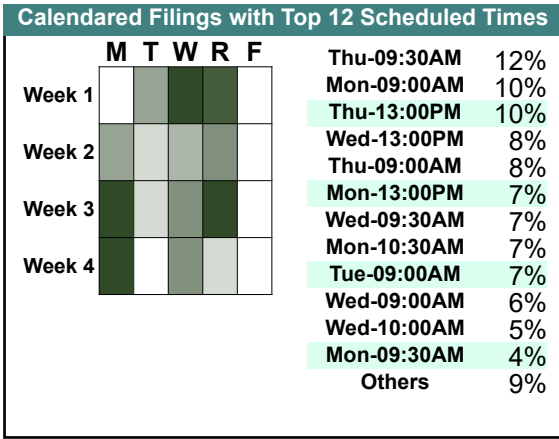


CASELOAD STATISTICS OF THE GENERAL DISTRICT COURTS

September 2018

Wise
District: 30

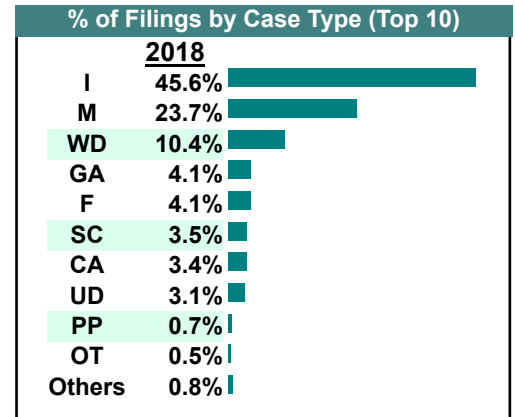
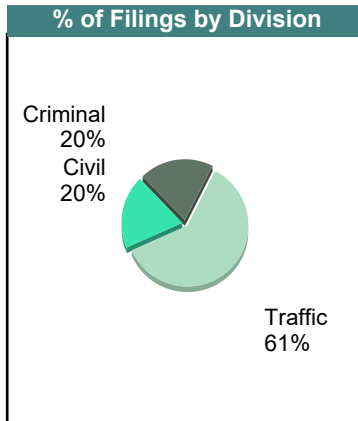
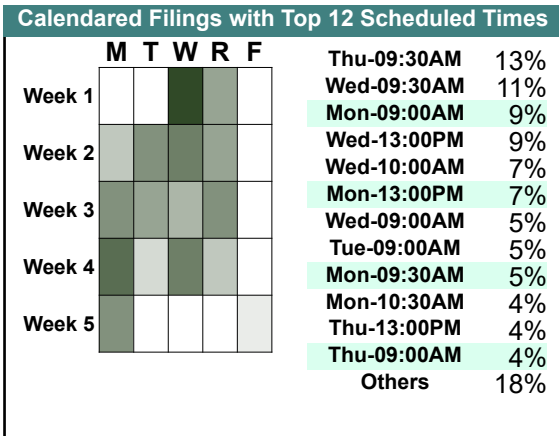
		<u>Filings</u>	<u>Hearings</u>	<u>Transactions</u>	<u>Concluded</u>	<u>Cont</u>
<u>Criminal</u>						
Capias	CA	40	88	88	27	61
Civil Violation	CV	0	2	2	1	1
Felony	F	62	215	215	38	177
Misdemeanor	M	206	480	487	150	335
Show Cause	SC	20	52	52	17	35
Criminal Total		328	837	844	233	609
<u>Traffic</u>						
Capias	CA	22	55	55	20	35
Civil Violation	CV	0	1	1	0	1
Felony	F	2	22	22	6	16
Infraction	I	505	491	652	518	134
Misdemeanor	M	124	388	388	119	269
Show Cause	SC	38	83	83	39	44
Traffic Total		691	1,040	1,201	702	499
<u>Civil</u>						
Detinue	DT	3	2	3	1	2
Garnishment	GA	124	43	150	107	43
Impoundment	IM	4	1	4	3	-
Other	OT	4	4	6	5	1
Protective Order	PO	2	0	2	2	-
Prelim Prot Order	PP	10	3	14	11	3
Show Cause	SC	1	0	1	1	-
Tenants Assertion	TA	1	1	1	0	1
Unlawful Detainer	UD	24	39	55	41	14
Warrant in Debt	WD	136	156	177	111	66
Civil Total		309	249	413	282	130
Wise Totals		1,328	2,126	2,458	1,217	1,238



CASELOAD STATISTICS OF THE GENERAL DISTRICT COURTS

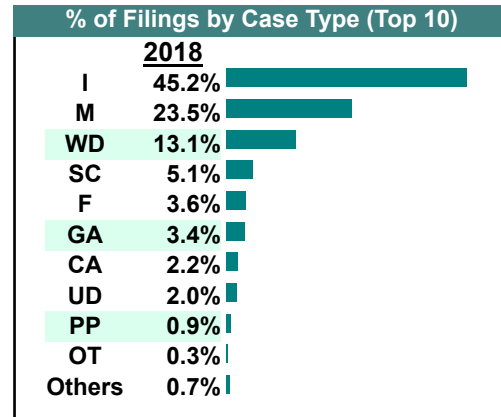
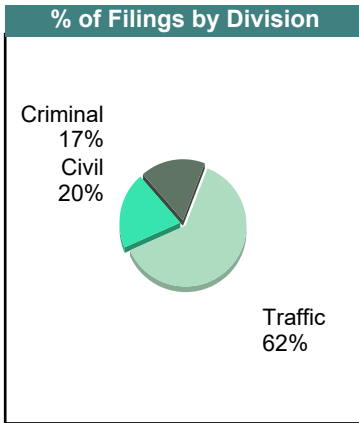
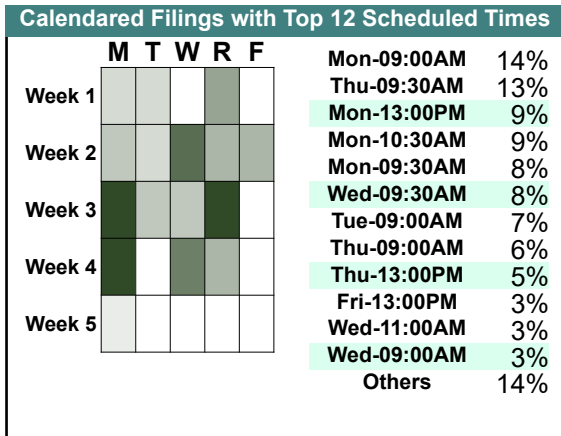
August 2018

		<u>Filings</u>	<u>Hearings</u>	<u>Transactions</u>	<u>Concluded</u>	<u>Cont</u>
<u>Criminal</u>						
Capias	CA	28	64	64	25	39
Civil Violation	CV	2	2	2	1	1
Felony	F	52	204	204	71	133
Misdemeanor	M	186	461	478	193	285
Show Cause	SC	18	55	55	24	31
Criminal Total		286	786	803	314	489
<u>Traffic</u>						
Capias	CA	22	66	66	25	41
Civil Violation	CV	0	3	3	2	1
Felony	F	7	29	29	7	22
Infraction	I	663	640	885	679	206
Misdemeanor	M	159	479	479	144	335
Show Cause	SC	32	87	87	36	49
Traffic Total		883	1,304	1,549	893	654
<u>Civil</u>						
Admin License	AL	4	1	5	4	1
Detinue	DT	1	1	2	1	1
Garnishment	GA	60	38	132	94	38
Impoundment	IM	2	0	2	2	-
Interrogatory	IN	2	0	2	2	-
Motion for Judgment	MJ	1	1	8	7	-
Other	OT	7	6	11	7	4
Prelim Prot Order	PP	10	7	18	11	7
Show Cause	SC	1	0	1	1	-
Unlawful Detainer	UD	45	43	55	31	24
Warrant in Debt	WD	151	197	247	159	88
Civil Total		284	294	483	319	163
Wise Totals		1,453	2,384	2,835	1,526	1,306



July 2018

		<u>Filings</u>	<u>Hearings</u>	<u>Transactions</u>	<u>Concluded</u>	<u>Cont</u>
<u>Criminal</u>						
Capias	CA	11	41	41	14	25
Civil Violation	CV	1	3	3	1	2
Felony	F	32	118	119	21	98
Misdemeanor	M	146	360	365	131	232
Other	O	1	1	1	0	1
Show Cause	SC	22	47	47	12	33
Criminal Total		213	570	576	179	391
<u>Traffic</u>						
Capias	CA	16	67	67	23	44
Civil Violation	CV	2	4	4	3	1
Felony	F	12	31	31	3	27
Infraction	I	553	472	677	500	174
Misdemeanor	M	142	383	383	117	266
Show Cause	SC	39	83	83	27	56
Traffic Total		764	1,040	1,245	673	568
<u>Civil</u>						
Admin License	AL	3	1	3	2	1
Garnishment	GA	42	27	68	41	26
Impoundment	IM	1	0	1	1	-
Interrogatory	IN	0	1	1	0	1
Motion for Judgment	MJ	1	1	1	0	1
Other	OT	4	4	6	4	2
Prelim Prot Order	PP	11	13	23	10	13
Show Cause	SC	1	0	1	1	-
Unlawful Detainer	UD	24	33	38	21	17
Warrant in Debt	WD	160	187	210	139	71
Civil Total		247	267	352	219	132
Wise Totals		1,224	1,877	2,173	1,071	1,091

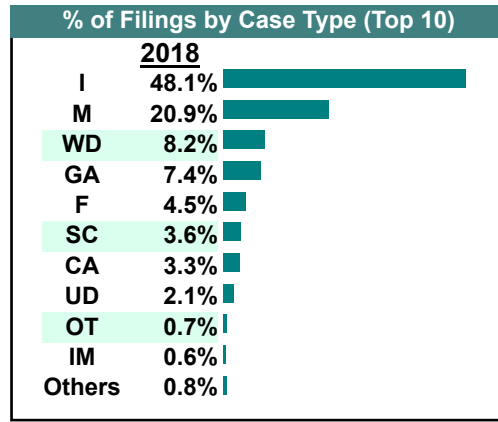
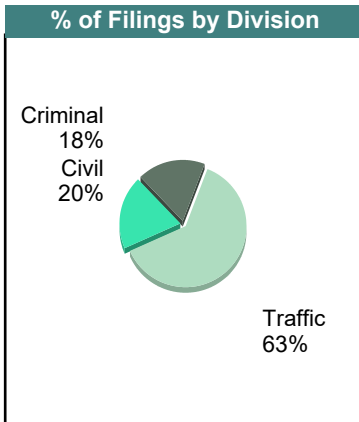
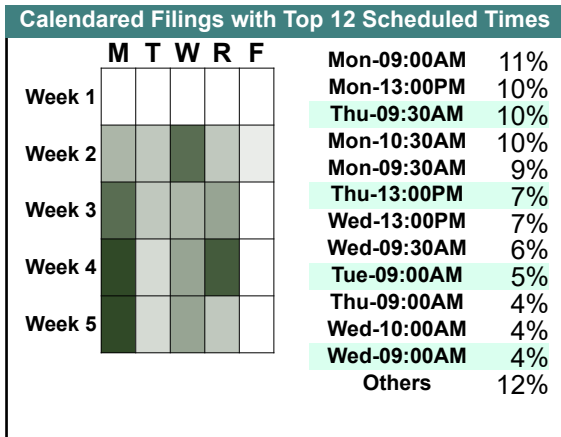


CASELOAD STATISTICS OF THE GENERAL DISTRICT COURTS

June 2018

Wise
District: 30

		<u>Filings</u>	<u>Hearings</u>	<u>Transactions</u>	<u>Concluded</u>	<u>Cont</u>
<u>Criminal</u>						
Capias	CA	18	62	62	32	30
Civil Violation	CV	2	2	2	1	1
Felony	F	58	151	155	43	108
Misdemeanor	M	155	388	394	140	254
Show Cause	SC	9	46	46	21	25
Criminal Total		242	649	659	237	418
<u>Traffic</u>						
Capias	CA	26	69	69	18	51
Civil Violation	CV	2	9	9	5	4
Felony	F	3	21	22	10	12
Infraction	I	650	634	858	664	194
Misdemeanor	M	127	422	423	123	300
Show Cause	SC	38	88	88	28	59
Traffic Total		846	1,243	1,469	848	620
<u>Civil</u>						
Admin License	AL	1	0	1	1	-
Garnishment	GA	100	32	118	86	30
Impoundment	IM	8	0	8	8	-
Motion for Judgment	MJ	1	1	5	5	-
Other	OT	9	6	11	5	5
Prelim Prot Order	PP	5	5	10	5	5
Show Cause	SC	1	0	1	1	-
Unlawful Detainer	UD	28	39	45	30	15
Warrant in Debt	WD	111	126	194	147	47
Civil Total		264	209	393	288	102
Wise Totals		1,352	2,101	2,521	1,373	1,140

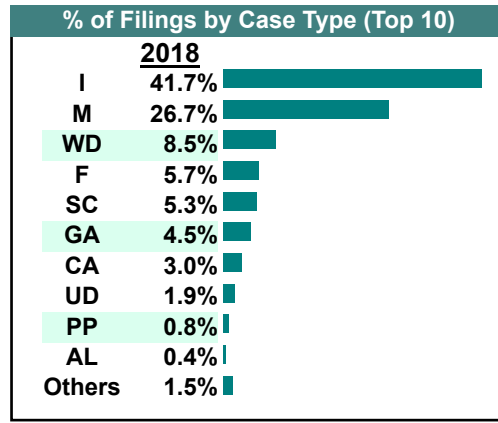
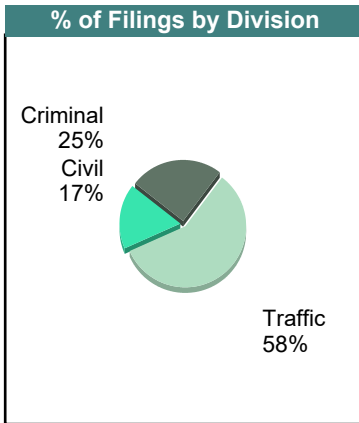
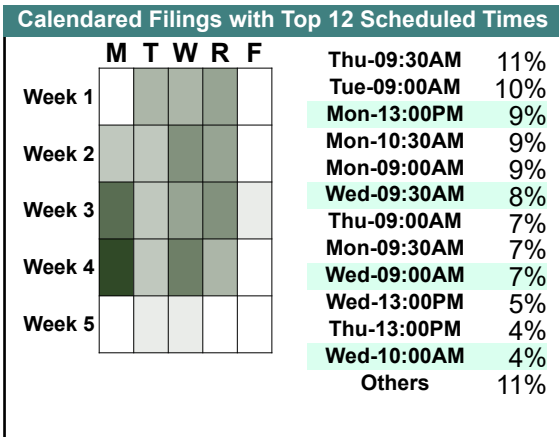


CASELOAD STATISTICS OF THE GENERAL DISTRICT COURTS

May 2018

Wise
District: 30

		<u>Filings</u>	<u>Hearings</u>	<u>Transactions</u>	<u>Concluded</u>	<u>Cont</u>
<u>Criminal</u>						
Capias	CA	16	55	55	20	35
Civil Violation	CV	0	1	1	1	-
Felony	F	54	144	150	47	103
Misdemeanor	M	174	395	401	140	261
Show Cause	SC	20	58	58	25	33
Criminal Total		264	653	665	233	432
<u>Traffic</u>						
Capias	CA	16	56	56	23	33
Civil Violation	CV	3	8	8	0	8
Felony	F	7	28	29	6	23
Infraction	I	445	444	578	421	157
Misdemeanor	M	111	374	374	121	253
Show Cause	SC	37	76	76	41	35
Traffic Total		619	986	1,121	612	509
<u>Civil</u>						
Abstract	AJ	2	0	2	2	-
Admin License	AL	4	0	4	4	-
Detinue	DT	1	1	1	1	-
Garnishment	GA	48	36	86	50	36
Impoundment	IM	4	1	4	3	-
Interrogatory	IN	2	1	2	1	1
Motion for Judgment	MJ	0	7	7	0	7
Other	OT	2	1	3	2	1
Protective Order	PO	2	1	3	2	-
Prelim Prot Order	PP	9	5	17	12	5
Unlawful Detainer	UD	20	33	40	27	13
Warrant in Debt	WD	91	126	198	147	51
Civil Total		185	212	367	251	114
Wise Totals		1,068	1,851	2,153	1,096	1,055



CASELOAD STATISTICS OF THE GENERAL DISTRICT COURTS

April 2018

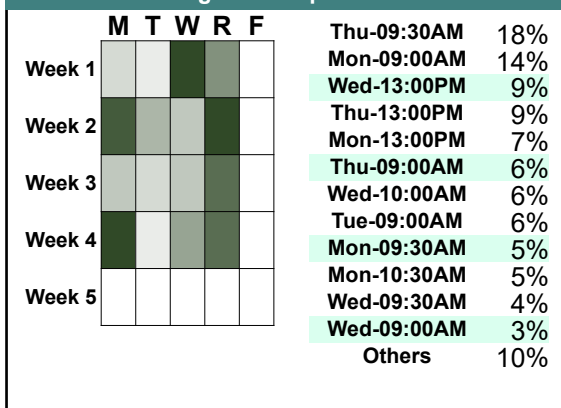
		<u>Filings</u>	<u>Hearings</u>	<u>Transactions</u>	<u>Concluded</u>	<u>Cont</u>
<u>Criminal</u>						
Capias	CA	21	47	47	19	28
Civil Violation	CV	1	2	2	0	2
Felony	F	38	142	143	31	112
Misdemeanor	M	134	321	325	99	225
Show Cause	SC	28	55	55	16	39
Criminal Total		222	567	572	165	406

		<u>Filings</u>	<u>Hearings</u>	<u>Transactions</u>	<u>Concluded</u>	<u>Cont</u>
<u>Traffic</u>						
Capias	CA	21	52	52	17	35
Civil Violation	CV	1	5	5	3	2
Felony	F	10	25	26	7	19
Infraction	I	390	393	557	420	136
Misdemeanor	M	112	377	377	126	249
Show Cause	SC	22	64	64	26	36
Traffic Total		556	916	1,081	599	477

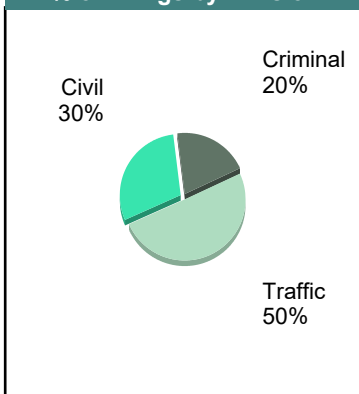
		<u>Filings</u>	<u>Hearings</u>	<u>Transactions</u>	<u>Concluded</u>	<u>Cont</u>
<u>Civil</u>						
Abstract	AJ	2	0	2	2	-
Admin License	AL	3	2	4	2	-
Garnishment	GA	96	50	142	92	47
Impoundment	IM	1	1	1	0	-
Motion for Judgment	MJ	0	9	9	0	9
Other	OT	13	8	18	10	5
Protective Order	PO	2	0	2	2	-
Prelim Prot Order	PP	9	6	12	6	6
Unlawful Detainer	UD	36	37	49	24	25
Warrant in Debt	WD	166	225	315	211	104
Civil Total		328	338	554	349	196

Wise Totals		1,106	1,821	2,207	1,113	1,079
--------------------	--	--------------	--------------	--------------	--------------	--------------

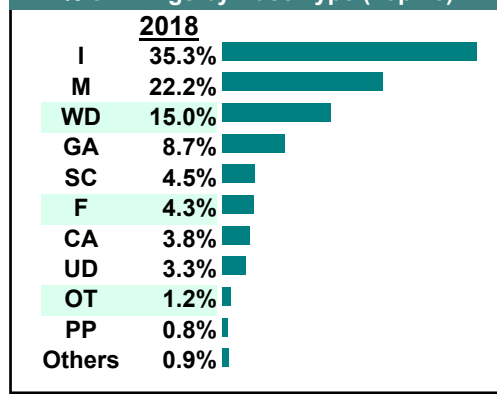
Calendared Filings with Top 12 Scheduled Times



% of Filings by Division



% of Filings by Case Type (Top 10)



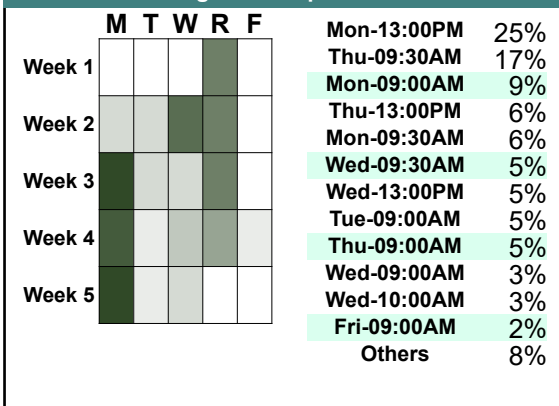
CASELOAD STATISTICS OF THE GENERAL DISTRICT COURTS

March 2018

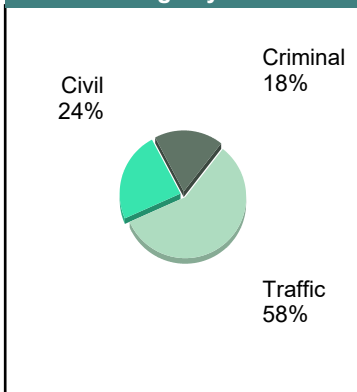
Wise
District: 30

		<u>Filings</u>	<u>Hearings</u>	<u>Transactions</u>	<u>Concluded</u>	<u>Cont</u>
<u>Criminal</u>						
Capias	CA	25	81	81	23	58
Civil Violation	CV	2	4	4	2	2
Felony	F	60	144	151	41	110
Misdemeanor	M	120	336	343	129	213
Show Cause	SC	14	51	51	24	26
Criminal Total		221	616	630	219	409
<u>Traffic</u>						
Capias	CA	22	58	58	19	39
Civil Violation	CV	2	9	9	3	6
Felony	F	6	22	22	4	18
Infraction	I	558	486	706	548	158
Misdemeanor	M	70	352	352	110	242
Show Cause	SC	35	90	90	44	45
Traffic Total		693	1,017	1,237	728	508
<u>Civil</u>						
Abstract	AJ	1	0	1	1	-
Admin License	AL	1	0	1	1	-
Detinue	DT	1	2	4	2	2
Garnishment	GA	74	60	128	68	59
Motion for Judgment	MJ	7	16	16	0	16
Other	OT	4	2	6	4	2
Protective Order	PO	1	1	1	0	1
Prelim Prot Order	PP	5	4	7	3	4
Unlawful Detainer	UD	16	25	27	14	13
Warrant in Debt	WD	178	228	282	167	112
Civil Total		288	338	473	260	209
Wise Totals		1,202	1,971	2,340	1,207	1,126

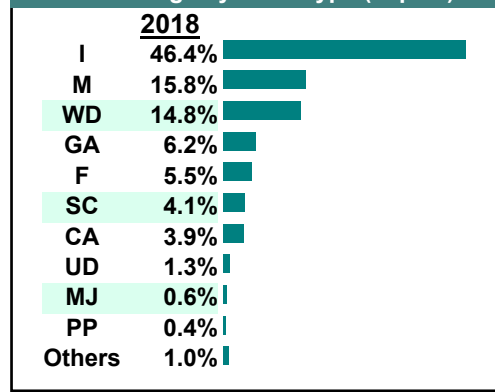
Calendar Filings with Top 12 Scheduled Times



% of Filings by Division



% of Filings by Case Type (Top 10)

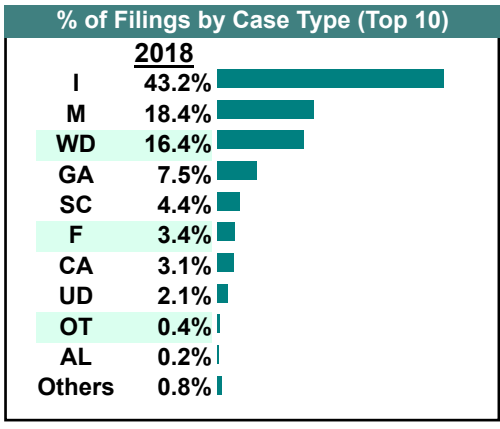
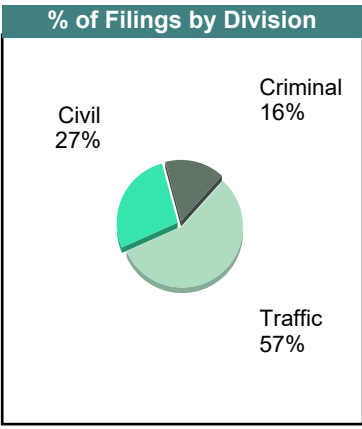
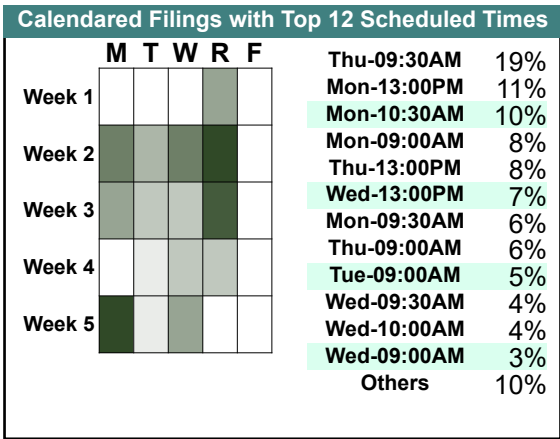


CASELOAD STATISTICS OF THE GENERAL DISTRICT COURTS

February 2018

Wise
District: 30

		<u>Filings</u>	<u>Hearings</u>	<u>Transactions</u>	<u>Concluded</u>	<u>Cont</u>
<u>Criminal</u>						
Capias	CA	19	55	55	17	38
Civil Violation	CV	2	3	3	2	1
Felony	F	31	139	146	67	79
Misdemeanor	M	119	361	369	138	231
Show Cause	SC	22	61	61	24	37
Criminal Total		193	619	634	248	386
<u>Traffic</u>						
Capias	CA	18	53	53	20	33
Civil Violation	CV	0	5	5	1	4
Felony	F	10	20	23	5	18
Infraction	I	521	489	684	505	177
Misdemeanor	M	103	404	404	115	289
Show Cause	SC	31	81	81	34	47
Traffic Total		683	1,052	1,250	680	568
<u>Civil</u>						
Admin License	AL	3	1	3	2	1
Detinue	DT	2	3	5	3	2
Garnishment	GA	91	63	133	70	63
Impoundment	IM	2	0	2	2	-
Other	OT	5	2	6	4	2
Protective Order	PO	3	0	3	3	-
Prelim Prot Order	PP	1	1	4	3	1
Unlawful Detainer	UD	25	34	45	33	12
Warrant in Debt	WD	198	236	301	193	107
Civil Total		330	340	502	313	188
Wise Totals		1,206	2,011	2,386	1,241	1,142

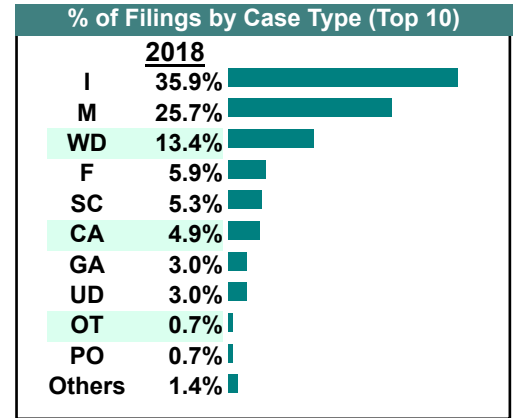
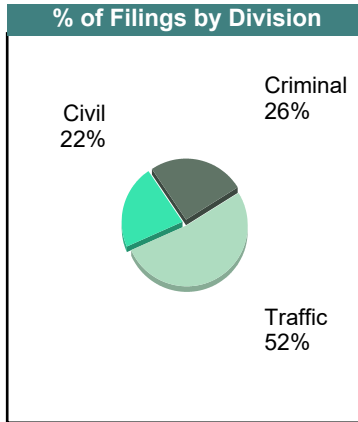
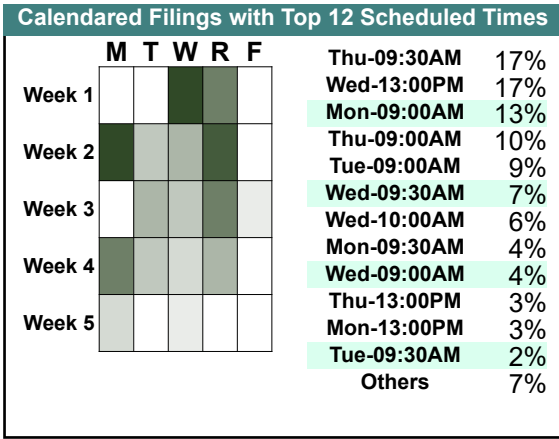


CASELOAD STATISTICS OF THE GENERAL DISTRICT COURTS

January 2018

Wise
District: 30

		<u>Filings</u>	<u>Hearings</u>	<u>Transactions</u>	<u>Concluded</u>	<u>Cont</u>
<u>Criminal</u>						
Capias	CA	26	69	69	24	45
Civil Violation	CV	1	5	5	1	4
Felony	F	58	139	140	30	109
Misdemeanor	M	146	378	380	128	251
Show Cause	SC	21	63	63	17	44
Criminal Total		252	654	657	200	453
<u>Traffic</u>						
Capias	CA	22	65	65	27	37
Civil Violation	CV	0	5	5	0	5
Felony	F	0	11	11	2	9
Infraction	I	351	387	511	376	135
Misdemeanor	M	105	348	348	110	238
Show Cause	SC	31	86	86	37	48
Traffic Total		509	902	1,026	552	472
<u>Civil</u>						
Admin License	AL	4	0	4	4	-
Detinue	DT	1	2	2	0	2
Garnishment	GA	29	25	51	26	23
Impoundment	IM	3	0	3	3	-
Motion for Judgment	MJ	0	4	4	0	3
Other	OT	7	1	7	6	1
Protective Order	PO	7	0	7	7	-
Prelim Prot Order	PP	5	4	7	3	3
Unlawful Detainer	UD	29	37	43	26	16
Warrant in Debt	WD	131	223	247	115	132
Civil Total		216	296	375	190	180
Wise Totals		977	1,852	2,058	942	1,105



Filings by Court & Division

	<u>Lee</u>		<u>Scott</u>		<u>Wise</u>		<u>Total</u>
C Misdemeanor	907	25%	935	26%	1,808	50%	3,650
Felony	363	22%	687	43%	566	35%	1,616
Capias	101	19%	134	25%	291	55%	526
Show Cause	47	14%	67	20%	218	66%	332
Civil Violation	40	53%	20	27%	15	20%	75
Motion	-	0%	6	100%	-	0%	6
Other	-	0%	-	0%	1	100%	1
Total	1,458	23%	1,849	30%	2,899	47%	6,206
T Infraction	2,384	20%	3,164	27%	6,163	53%	11,711
Misdemeanor	497	18%	942	33%	1,400	49%	2,839
Show Cause	29	6%	50	11%	380	83%	459
Capias	58	13%	122	28%	254	59%	434
Felony	9	10%	16	17%	67	73%	92
Civil Violation	-	0%	3	19%	13	81%	16
Restricted O/L	6	86%	1	14%	-	0%	7
Motion	-	0%	1	100%	-	0%	1
Total	2,983	19%	4,299	28%	8,277	53%	15,559
V Warrant in Debt	499	17%	656	22%	1,831	61%	2,986
Garnishment	163	13%	193	16%	860	71%	1,216
Unlawful Detainer	107	23%	55	12%	300	65%	462
Prelim Prot Order	49	34%	22	15%	73	51%	144
Other	13	16%	5	6%	61	77%	79
Motion for Judgment	60	82%	1	1%	12	16%	73
Protective Order	41	61%	9	13%	17	25%	67
Admin License	3	6%	15	28%	35	66%	53
Detinue	11	28%	11	28%	17	44%	39
Impoundment	10	26%	2	5%	26	68%	38
Show Cause	4	22%	5	28%	9	50%	18
Abstract	4	33%	-	0%	8	67%	12
Overweight	4	33%	8	67%	-	0%	12
Interrogatory	6	55%	-	0%	5	45%	11
Petition-Restore Arms	3	75%	1	25%	-	0%	4
Counter Claim	1	100%	-	0%	-	0%	1
DI	-	0%	-	0%	1	100%	1
Tenants Assertion	-	0%	-	0%	1	100%	1
Bond Forfeiture	-	0%	-	0%	-	0%	0
Total	978	19%	983	19%	3,256	62%	5,217
Total	5,419	20%	7,131	26%	14,432	53%	26,982

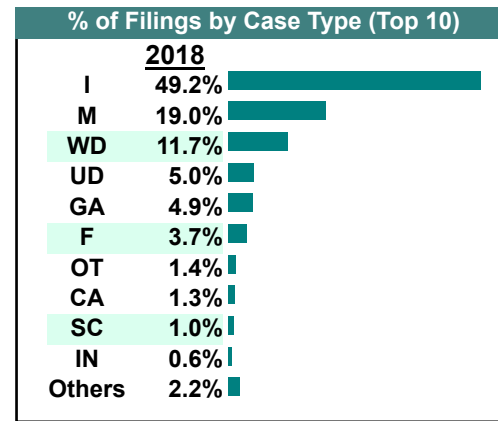
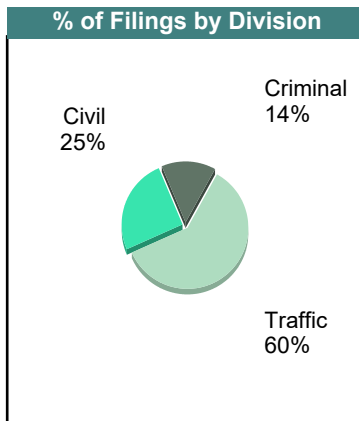
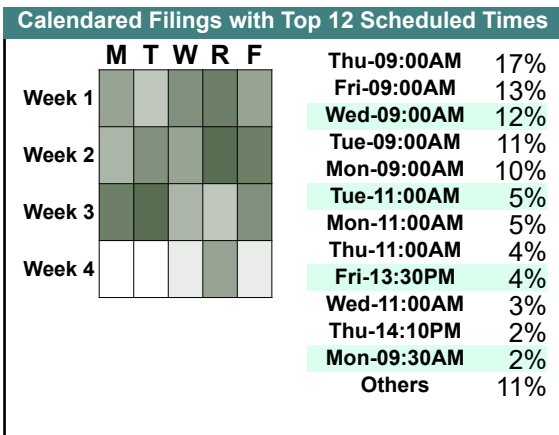
CASELOAD STATISTICS OF THE GENERAL DISTRICT COURTS

December 2018

Prince William

District: 31

		<u>Filings</u>	<u>Hearings</u>	<u>Transactions</u>	<u>Concluded</u>	<u>Cont</u>
<u>Criminal</u>						
Capias	CA	95	304	304	116	187
Civil Violation	CV	56	129	130	24	105
Felony	F	349	1,771	1,883	327	1,552
Misdemeanor	M	845	2,421	2,458	789	1,661
Show Cause	SC	59	137	137	48	87
Criminal Total		1,404	4,762	4,912	1,304	3,592
<u>Traffic</u>						
Capias	CA	25	82	82	31	50
Civil Violation	CV	0	1	1	0	1
Felony	F	12	57	62	11	51
Infraction	I	4,832	3,515	5,775	4,856	915
Misdemeanor	M	1,025	1,885	1,887	968	918
Other	O	24	23	24	17	6
Restricted O/L	RL	4	4	4	4	-
Show Cause	SC	1	4	4	3	1
Traffic Total		5,923	5,571	7,839	5,890	1,942
<u>Civil</u>						
Abstract	AJ	9	8	9	9	-
Bond Forfeiture	BF	16	15	23	11	11
Capias	CA	3	1	6	5	1
Detinue	DT	22	17	27	23	4
Garnishment	GA	478	100	600	500	100
Interrogatory	IN	60	54	105	51	54
Motion for Judgment	MJ	1	5	7	4	3
Overweight	OC	11	0	12	12	-
Other	OT	137	9	142	134	7
Protective Order	PO	14	7	23	16	6
Prelim Prot Order	PP	21	1	21	20	1
Petition-Restore Arms	PR	0	1	1	0	1
Show Cause	SC	41	34	72	49	23
Tenants Assertion	TA	2	2	2	0	2
Unlawful Detainer	UD	491	372	628	512	116
Warrant in Debt	WD	1,147	1,336	1,693	1,143	550
Zoning Viol	ZO	39	35	60	36	24
Civil Total		2,492	1,997	3,431	2,525	903
Prince William Totals		9,819	12,330	16,182	9,719	6,437



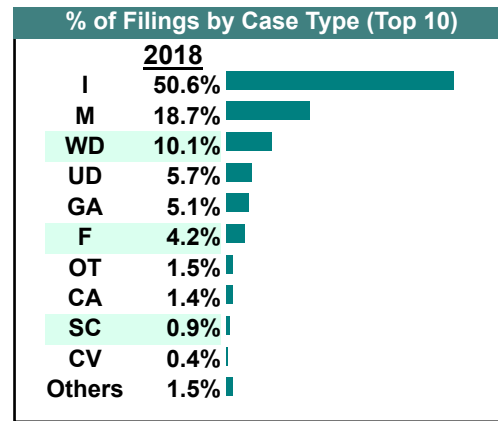
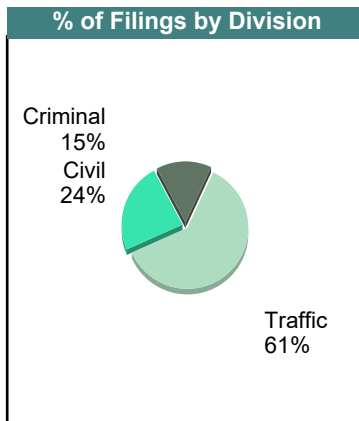
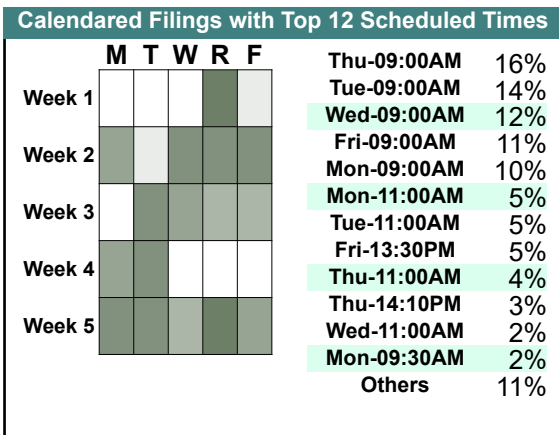
CASELOAD STATISTICS OF THE GENERAL DISTRICT COURTS

November 2018

Prince William

District: 31

		<u>Filings</u>	<u>Hearings</u>	<u>Transactions</u>	<u>Concluded</u>	<u>Cont</u>
<u>Criminal</u>						
Capias	CA	106	334	334	119	213
Civil Violation	CV	45	142	142	41	101
Felony	F	408	1,875	1,972	349	1,622
Misdemeanor	M	879	2,872	2,917	926	1,989
Show Cause	SC	62	142	142	57	83
Criminal Total		1,500	5,365	5,507	1,492	4,008
<u>Traffic</u>						
Capias	CA	34	99	99	43	55
Civil Violation	CV	0	1	1	0	1
Felony	F	20	78	82	9	73
Infraction	I	5,217	4,068	6,367	5,222	1,138
Misdemeanor	M	1,046	2,137	2,138	1,040	1,095
Other	O	9	10	10	8	2
Restricted O/L	RL	6	6	6	6	-
Show Cause	SC	1	4	4	1	3
Traffic Total		6,333	6,403	8,707	6,329	2,367
<u>Civil</u>						
Abstract	AJ	8	8	8	8	-
Bond Forfeiture	BF	12	9	15	7	8
Capias	CA	0	3	5	2	3
Detinue	DT	8	9	14	10	4
Garnishment	GA	521	110	586	476	109
Interrogatory	IN	27	42	79	37	42
Motion for Judgment	MJ	0	0	4	4	-
Overweight	OC	5	0	5	5	-
Other	OT	150	9	155	147	7
Protective Order	PO	16	10	31	21	7
Prelim Prot Order	PP	22	0	23	23	-
Petition-Restore Arms	PR	2	2	3	1	2
Show Cause	SC	26	17	43	28	15
Tenants Assertion	TA	1	0	2	2	-
Unlawful Detainer	UD	589	480	753	580	172
Warrant in Debt	WD	1,044	1,220	1,585	999	586
Zoning Viol	ZO	37	24	63	47	16
Civil Total		2,468	1,943	3,374	2,397	971
Prince William Totals		10,301	13,711	17,588	10,218	7,346



CASELOAD STATISTICS OF THE GENERAL DISTRICT COURTS

October 2018

Prince William

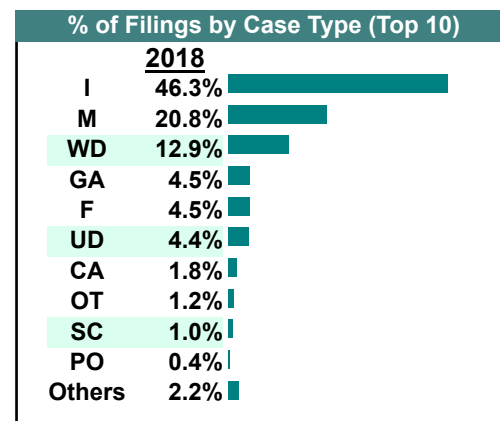
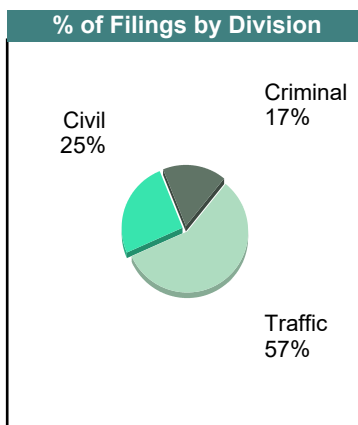
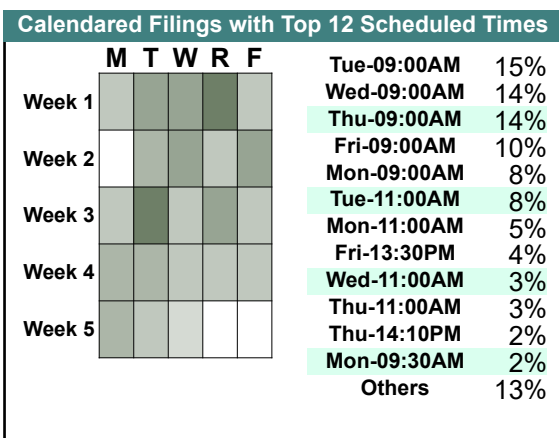
District: 31

		Filings	Hearings	Transactions	Concluded	Cont
<u>Criminal</u>						
Capias	CA	146	442	442	154	285
Civil Violation	CV	34	117	117	32	85
Felony	F	468	2,124	2,270	418	1,850
Misdemeanor	M	1,137	3,310	3,361	1,094	2,261
Show Cause	SC	70	160	160	77	82
Criminal Total		1,855	6,153	6,350	1,775	4,563

		Filings	Hearings	Transactions	Concluded	Cont
<u>Traffic</u>						
Capias	CA	47	125	125	44	81
Civil Violation	CV	3	5	5	1	4
Felony	F	19	58	65	12	53
Infraction	I	5,042	3,858	6,124	4,918	1,200
Misdemeanor	M	1,122	2,273	2,275	1,105	1,167
Other	O	12	13	13	12	1
Restricted O/L	RL	4	4	4	4	-
Show Cause	SC	8	13	13	11	2
Traffic Total		6,257	6,349	8,624	6,107	2,508

		Filings	Hearings	Transactions	Concluded	Cont
<u>Civil</u>						
Abstract	AJ	23	23	23	23	-
Bond Forfeiture	BF	11	17	21	6	15
Capias	CA	5	4	6	2	4
Detinue	DT	23	19	29	26	3
Garnishment	GA	491	138	632	494	138
Interrogatory	IN	35	62	98	36	62
Motion for Judgment	MJ	7	12	15	4	11
Overweight	OC	9	1	12	11	1
Other	OT	136	4	138	134	2
Protective Order	PO	40	15	53	38	8
Prelim Prot Order	PP	35	2	36	34	1
Show Cause	SC	31	43	74	34	40
Tenants Assertion	TA	3	1	4	3	1
Unlawful Detainer	UD	481	373	606	459	147
Warrant in Debt	WD	1,402	1,594	2,026	1,292	734
Zoning Viol	ZO	38	19	44	27	17
Civil Total		2,770	2,327	3,817	2,623	1,184

Prince William Totals		10,882	14,829	18,791	10,505	8,255
------------------------------	--	---------------	---------------	---------------	---------------	--------------



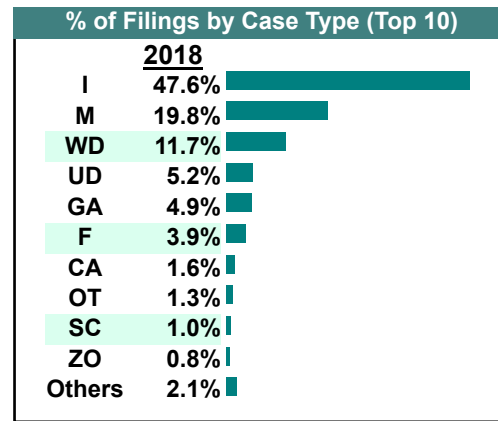
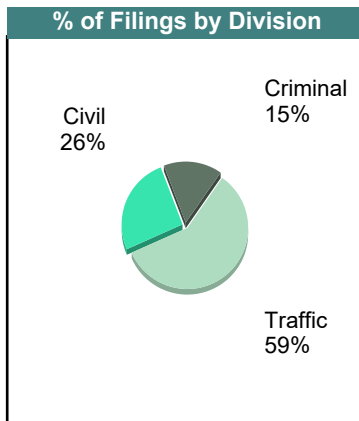
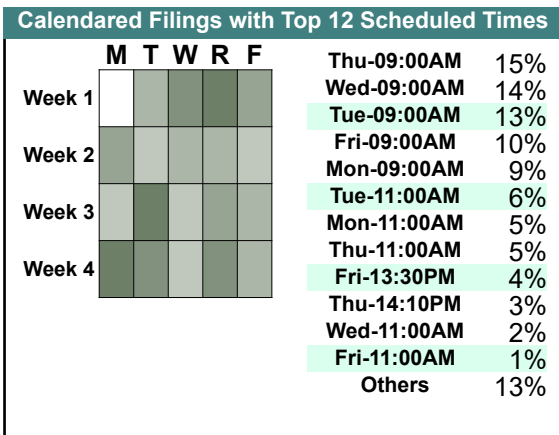
CASELOAD STATISTICS OF THE GENERAL DISTRICT COURTS

September 2018

Prince William

District: 31

		<u>Filings</u>	<u>Hearings</u>	<u>Transactions</u>	<u>Concluded</u>	<u>Cont</u>
<u>Criminal</u>						
Capias	CA	117	322	322	119	203
Civil Violation	CV	31	118	118	42	76
Felony	F	354	1,688	1,814	357	1,457
Misdemeanor	M	935	2,730	2,774	926	1,848
Other	O	2	1	2	2	-
Show Cause	SC	66	170	170	80	88
Criminal Total		1,505	5,029	5,200	1,526	3,672
<u>Traffic</u>						
Capias	CA	40	107	107	45	62
Civil Violation	CV	0	1	1	1	-
Felony	F	26	70	71	16	55
Infraction	I	4,661	3,613	5,664	4,664	993
Misdemeanor	M	1,007	1,973	1,976	1,072	902
Other	O	8	10	10	8	2
Restricted O/L	RL	4	4	4	4	-
Show Cause	SC	3	10	10	5	5
Traffic Total		5,749	5,788	7,843	5,815	2,019
<u>Civil</u>						
Abstract	AJ	8	6	8	8	-
Bond Forfeiture	BF	18	19	26	9	17
Capias	CA	2	4	5	1	4
Detinue	DT	12	6	18	15	3
Garnishment	GA	483	102	567	465	102
Interrogatory	IN	28	37	57	20	37
Motion for Judgment	MJ	3	4	8	5	3
Overweight	OC	15	0	17	17	-
Other	OT	130	4	131	127	3
Protective Order	PO	32	19	45	26	16
Prelim Prot Order	PP	39	3	40	37	1
Show Cause	SC	26	24	42	21	21
Tenants Assertion	TA	1	3	3	1	2
Unlawful Detainer	UD	514	407	656	514	142
Warrant in Debt	WD	1,147	1,197	1,621	1,114	507
Zoning Viol	ZO	79	47	96	69	27
Civil Total		2,537	1,882	3,340	2,449	885
Prince William Totals		9,791	12,699	16,383	9,790	6,576



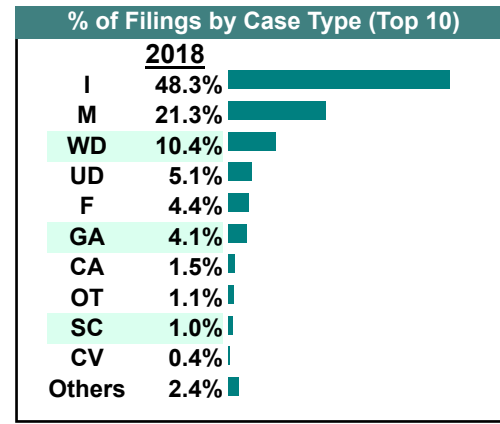
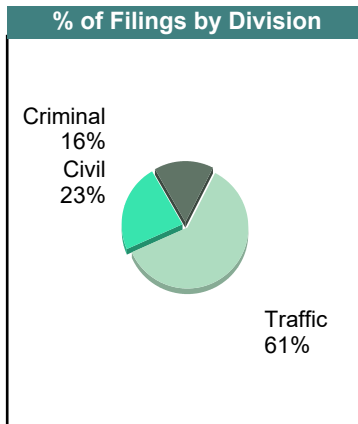
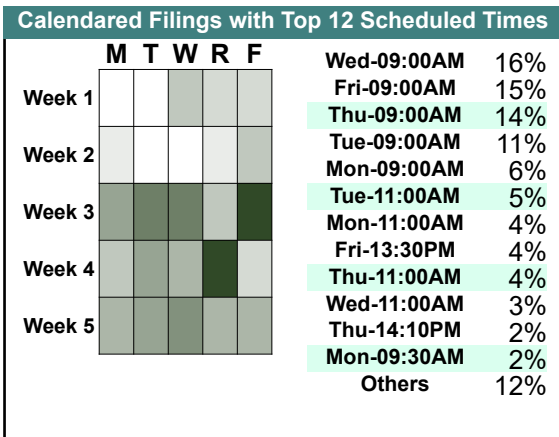
CASELOAD STATISTICS OF THE GENERAL DISTRICT COURTS

August 2018

Prince William

District: 31

		<u>Filings</u>	<u>Hearings</u>	<u>Transactions</u>	<u>Concluded</u>	<u>Cont</u>
<u>Criminal</u>						
Capias	CA	114	333	333	104	228
Civil Violation	CV	46	112	113	37	76
Felony	F	450	1,959	2,031	354	1,677
Misdemeanor	M	1,010	2,772	2,817	898	1,914
Other	O	1	0	1	1	-
Show Cause	SC	48	136	136	51	84
Criminal Total		1,669	5,312	5,431	1,445	3,979
<u>Traffic</u>						
Capias	CA	39	124	124	46	76
Civil Violation	CV	0	2	2	1	1
Felony	F	12	45	48	19	29
Infraction	I	5,095	3,816	6,148	5,074	1,019
Misdemeanor	M	1,240	2,240	2,240	1,189	1,048
Other	O	11	15	15	13	2
Restricted O/L	RL	8	8	8	5	-
Show Cause	SC	5	11	11	5	6
Traffic Total		6,410	6,261	8,596	6,352	2,181
<u>Civil</u>						
Abstract	AJ	32	27	32	32	-
Bond Forfeiture	BF	12	11	19	9	10
Capias	CA	5	2	6	4	2
Detinue	DT	29	22	34	24	10
Garnishment	GA	436	98	532	434	97
Interrogatory	IN	27	50	102	52	50
Motion for Judgment	MJ	3	15	20	13	7
Overweight	OC	29	4	29	25	4
Other	OT	119	5	122	117	3
Protective Order	PO	28	14	33	19	13
Prelim Prot Order	PP	40	1	40	39	1
Petition-Restore Arms	PR	2	0	2	2	-
Show Cause	SC	53	39	83	51	32
Tenants Assertion	TA	1	1	1	0	1
Unlawful Detainer	UD	533	426	694	531	162
Warrant in Debt	WD	1,096	1,208	1,656	1,152	504
Zoning Viol	ZO	27	17	39	38	1
Civil Total		2,472	1,940	3,444	2,542	897
Prince William Totals		10,551	13,513	17,471	10,339	7,057



CASELOAD STATISTICS OF THE GENERAL DISTRICT COURTS

July 2018

Prince William

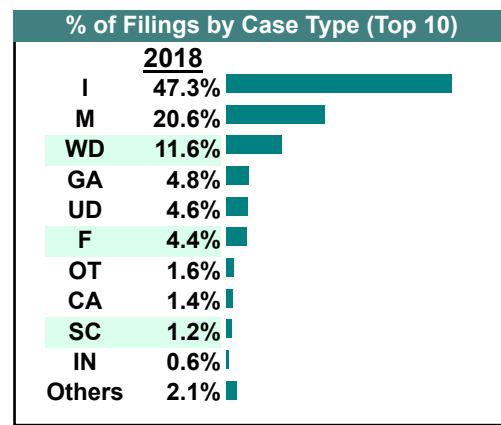
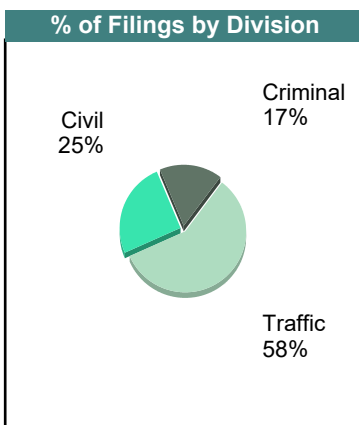
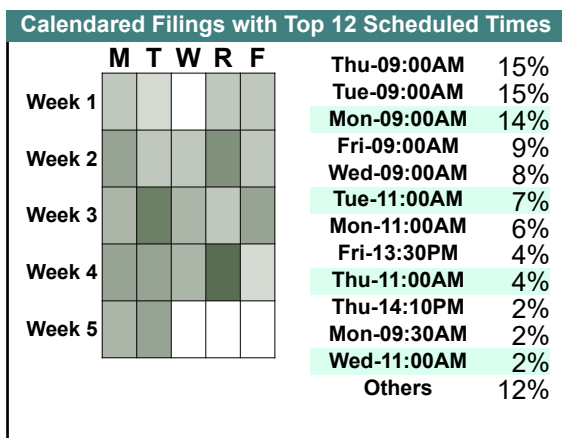
District: 31

		<u>Filings</u>	<u>Hearings</u>	<u>Transactions</u>	<u>Concluded</u>	<u>Cont</u>
<u>Criminal</u>						
Capias	CA	100	320	320	99	219
Civil Violation	CV	32	134	134	35	99
Felony	F	476	1,852	1,973	338	1,633
Misdemeanor	M	1,144	3,000	3,070	969	2,096
Show Cause	SC	84	181	181	77	103
Criminal Total		1,836	5,487	5,678	1,518	4,150

		<u>Filings</u>	<u>Hearings</u>	<u>Transactions</u>	<u>Concluded</u>	<u>Cont</u>
<u>Traffic</u>						
Capias	CA	46	107	107	31	76
Civil Violation	CV	0	2	2	0	2
Felony	F	7	48	53	13	39
Infraction	I	5,190	4,138	6,360	5,224	1,123
Misdemeanor	M	1,113	2,215	2,216	1,103	1,113
Other	O	17	18	19	16	3
Restricted O/L	RL	2	2	2	2	-
Show Cause	SC	6	14	14	7	7
Traffic Total		6,381	6,544	8,773	6,396	2,363

		<u>Filings</u>	<u>Hearings</u>	<u>Transactions</u>	<u>Concluded</u>	<u>Cont</u>
<u>Civil</u>						
Abstract	AJ	17	13	17	17	-
Bond Forfeiture	BF	10	12	16	6	10
Capias	CA	3	2	4	2	2
Detinue	DT	14	9	17	11	6
Garnishment	GA	525	147	649	502	146
Interrogatory	IN	68	83	141	58	82
Motion for Judgment	MJ	2	2	5	3	2
Overweight	OC	11	1	12	11	1
Other	OT	175	7	179	172	3
Protective Order	PO	30	10	38	28	5
Prelim Prot Order	PP	32	0	34	34	-
Show Cause	SC	45	39	76	40	35
Tenants Assertion	TA	1	1	3	3	-
Unlawful Detainer	UD	500	352	630	487	143
Warrant in Debt	WD	1,269	1,320	1,794	1,308	486
Zoning Viol	ZO	63	26	70	60	10
Civil Total		2,765	2,024	3,685	2,742	931

Prince William Totals		10,982	14,055	18,136	10,656	7,444
------------------------------	--	---------------	---------------	---------------	---------------	--------------



CASELOAD STATISTICS OF THE GENERAL DISTRICT COURTS

June 2018

Prince William

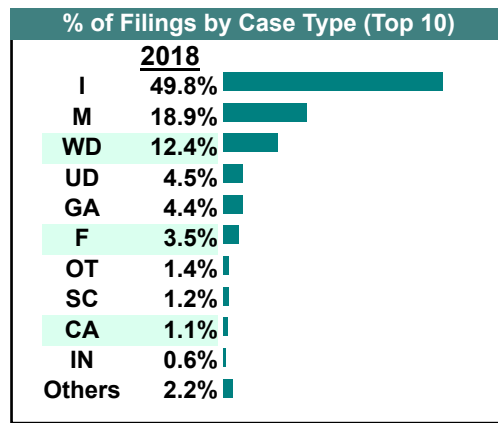
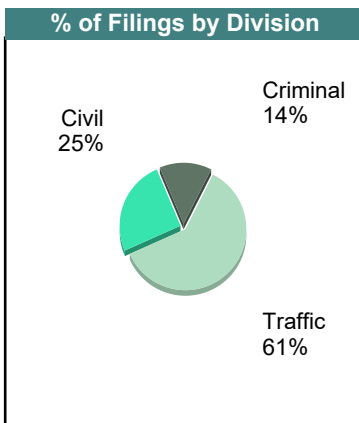
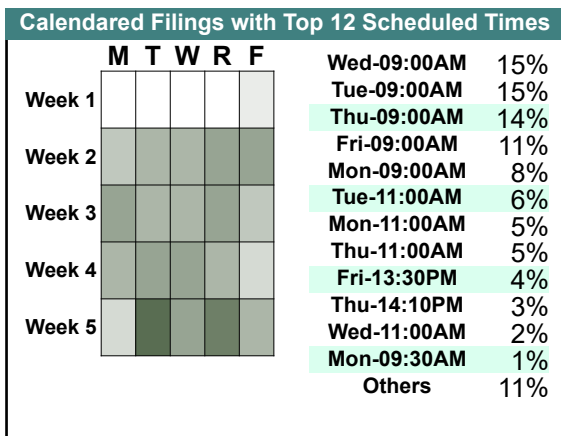
District: 31

		<u>Filings</u>	<u>Hearings</u>	<u>Transactions</u>	<u>Concluded</u>	<u>Cont</u>
<u>Criminal</u>						
Capias	CA	87	306	306	87	217
Civil Violation	CV	35	110	110	31	79
Felony	F	342	1,524	1,639	374	1,263
Misdemeanor	M	857	2,663	2,683	837	1,841
Show Cause	SC	75	178	178	80	95
Criminal Total		1,396	4,781	4,916	1,409	3,495

		<u>Filings</u>	<u>Hearings</u>	<u>Transactions</u>	<u>Concluded</u>	<u>Cont</u>
<u>Traffic</u>						
Capias	CA	21	81	81	33	48
Civil Violation	CV	1	1	1	0	1
Felony	F	16	77	80	13	67
Infraction	I	5,030	3,721	5,999	4,897	1,094
Misdemeanor	M	1,053	1,986	1,990	956	1,030
Other	O	13	16	16	15	1
Restricted O/L	RL	7	7	7	7	-
Show Cause	SC	4	7	7	1	6
Traffic Total		6,145	5,896	8,181	5,922	2,247

		<u>Filings</u>	<u>Hearings</u>	<u>Transactions</u>	<u>Concluded</u>	<u>Cont</u>
<u>Civil</u>						
Abstract	AJ	19	13	19	19	-
Bond Forfeiture	BF	5	6	11	6	5
Capias	CA	6	2	10	8	2
Detinue	DT	16	9	22	19	3
Garnishment	GA	446	114	583	469	114
Interrogatory	IN	57	75	139	64	75
Motion for Judgment	MJ	42	37	44	21	23
Overweight	OC	3	0	3	3	-
Other	OT	139	6	145	139	2
Protective Order	PO	28	11	34	23	11
Prelim Prot Order	PP	27	2	28	26	2
Show Cause	SC	43	40	71	34	37
Tenants Assertion	TA	4	9	10	3	7
Unlawful Detainer	UD	457	404	633	507	126
Warrant in Debt	WD	1,251	1,370	1,805	1,226	578
Zoning Viol	ZO	25	17	38	27	11
Civil Total		2,568	2,115	3,595	2,594	996

Prince William Totals		10,109	12,792	16,692	9,925	6,738
------------------------------	--	---------------	---------------	---------------	--------------	--------------



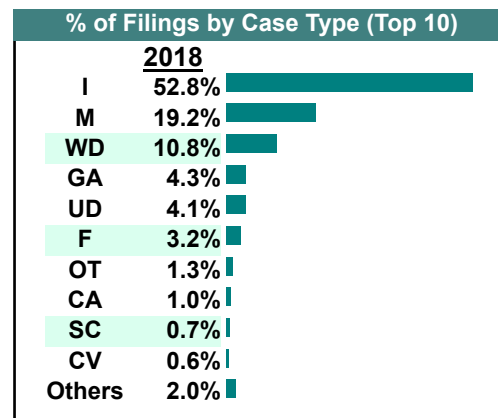
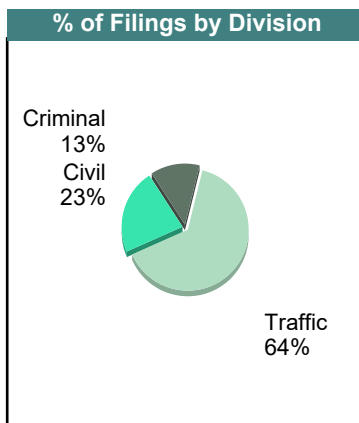
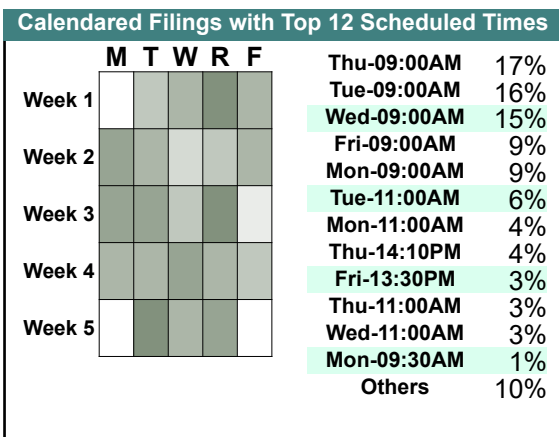
CASELOAD STATISTICS OF THE GENERAL DISTRICT COURTS

May 2018

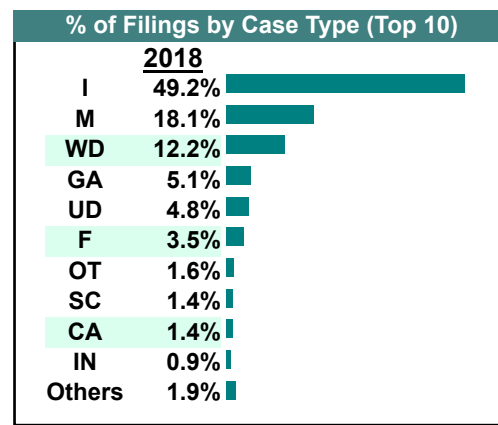
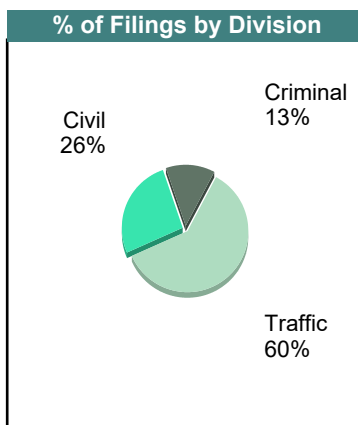
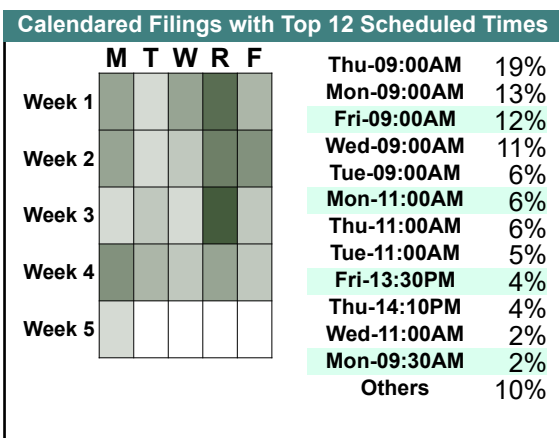
Prince William

District: 31

		<u>Filings</u>	<u>Hearings</u>	<u>Transactions</u>	<u>Concluded</u>	<u>Cont</u>
<u>Criminal</u>						
Capias	CA	81	312	312	130	180
Civil Violation	CV	25	106	106	16	90
Felony	F	329	1,662	1,815	445	1,363
Misdemeanor	M	910	2,769	2,797	861	1,934
Show Cause	SC	45	146	146	59	86
Criminal Total		1,390	4,995	5,176	1,511	3,653
<u>Traffic</u>						
Capias	CA	28	120	120	40	80
Civil Violation	CV	40	41	41	41	-
Felony	F	17	79	86	22	64
Infraction	I	5,661	4,283	6,804	5,595	1,203
Misdemeanor	M	1,144	2,253	2,254	1,146	1,105
Other	O	12	14	14	11	3
Restricted O/L	RL	8	8	8	7	-
Show Cause	SC	2	8	8	1	7
Traffic Total		6,912	6,806	9,335	6,863	2,462
<u>Civil</u>						
Abstract	AJ	12	4	12	12	-
Bond Forfeiture	BF	7	9	13	7	5
Capias	CA	3	1	5	4	1
Detinue	DT	18	7	20	18	2
Garnishment	GA	460	112	555	443	112
Interrogatory	IN	42	42	94	52	42
Motion for Judgment	MJ	1	0	1	1	-
Overweight	OC	9	1	11	10	1
Other	OT	143	13	158	147	7
Protective Order	PO	21	9	29	20	8
Prelim Prot Order	PP	29	0	29	29	-
Petition-Restore Arms	PR	1	0	2	2	-
Show Cause	SC	25	15	52	40	11
Tenants Assertion	TA	2	2	4	2	2
Unlawful Detainer	UD	440	346	563	405	158
Warrant in Debt	WD	1,155	1,334	1,767	1,168	599
Zoning Viol	ZO	49	39	70	48	22
Civil Total		2,417	1,934	3,385	2,408	970
Prince William Totals		10,719	13,735	17,896	10,782	7,085



		Filings	Hearings	Transactions	Concluded	Cont
<u>Criminal</u>						
Capias	CA	100	363	363	105	255
Civil Violation	CV	24	106	106	23	83
Felony	F	314	1,711	1,844	327	1,516
Misdemeanor	M	716	2,369	2,399	703	1,692
Show Cause	SC	80	189	189	81	108
Criminal Total		1,234	4,738	4,901	1,239	3,654
<u>Traffic</u>						
Capias	CA	25	81	81	24	57
Civil Violation	CV	9	10	10	8	2
Felony	F	15	56	64	16	48
Infraction	I	4,563	3,461	5,479	4,520	953
Misdemeanor	M	962	1,885	1,887	999	888
Other	O	15	16	17	16	1
Restricted O/L	RL	16	16	16	16	-
Show Cause	SC	3	10	10	6	4
Traffic Total		5,608	5,535	7,564	5,605	1,953
<u>Civil</u>						
Abstract	AJ	17	12	17	17	-
Bond Forfeiture	BF	6	8	18	11	7
Capias	CA	5	2	12	10	2
Detinue	DT	8	10	16	9	7
Garnishment	GA	471	120	576	456	120
Interrogatory	IN	80	101	169	68	101
Motion for Judgment	MJ	4	2	4	2	2
Overweight	OC	4	0	5	5	-
Other	OT	151	14	162	151	7
Protective Order	PO	27	8	34	26	6
Prelim Prot Order	PP	25	1	26	25	1
Show Cause	SC	50	56	96	43	53
Tenants Assertion	TA	0	1	1	0	1
Unlawful Detainer	UD	441	312	548	457	91
Warrant in Debt	WD	1,129	1,373	1,832	1,243	588
Zoning Viol	ZO	20	22	49	40	9
Civil Total		2,438	2,042	3,565	2,563	995
Prince William Totals		9,280	12,315	16,030	9,407	6,602



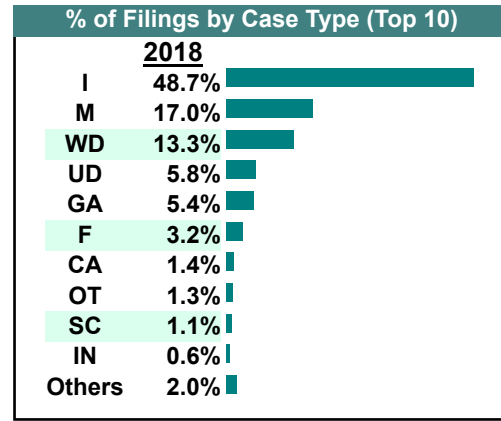
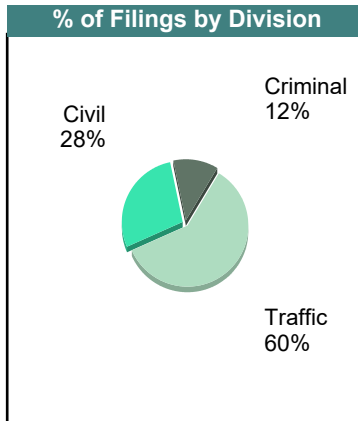
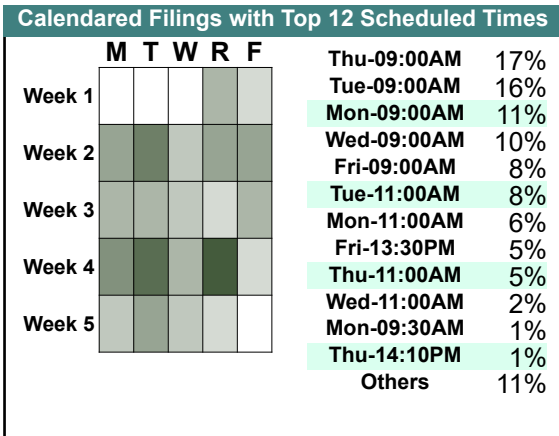
CASELOAD STATISTICS OF THE GENERAL DISTRICT COURTS

March 2018

Prince William

District: 31

		<u>Filings</u>	<u>Hearings</u>	<u>Transactions</u>	<u>Concluded</u>	<u>Cont</u>
<u>Criminal</u>						
Capias	CA	105	337	337	109	227
Civil Violation	CV	27	95	95	16	79
Felony	F	294	1,839	1,990	375	1,613
Misdemeanor	M	659	2,388	2,403	605	1,797
Show Cause	SC	62	149	149	59	89
Criminal Total		1,147	4,808	4,974	1,164	3,805
<u>Traffic</u>						
Capias	CA	27	89	89	27	61
Civil Violation	CV	3	3	3	2	1
Felony	F	17	66	66	9	57
Infraction	I	4,735	3,551	5,686	4,674	1,007
Misdemeanor	M	997	1,911	1,911	896	1,013
Other	O	17	19	19	15	4
Restricted O/L	RL	4	4	4	3	-
Show Cause	SC	4	4	4	2	2
Traffic Total		5,804	5,647	7,782	5,628	2,145
<u>Civil</u>						
Abstract	AJ	26	12	26	26	-
Bond Forfeiture	BF	5	12	17	7	10
Capias	CA	5	8	13	5	8
Detinue	DT	16	15	21	13	8
Garnishment	GA	523	128	633	505	128
Interrogatory	IN	61	92	137	45	91
Motion for Judgment	MJ	3	3	5	3	2
Overweight	OC	13	3	14	11	3
Other	OT	126	13	132	120	8
Protective Order	PO	17	4	20	16	4
Prelim Prot Order	PP	18	0	19	19	-
Show Cause	SC	44	41	88	49	38
Unlawful Detainer	UD	561	381	747	591	156
Warrant in Debt	WD	1,296	1,431	1,843	1,132	711
Zoning Viol	ZO	49	51	77	49	28
Civil Total		2,763	2,194	3,792	2,591	1,195
Prince William Totals		9,714	12,649	16,548	9,383	7,145



CASELOAD STATISTICS OF THE GENERAL DISTRICT COURTS

February 2018

Prince William

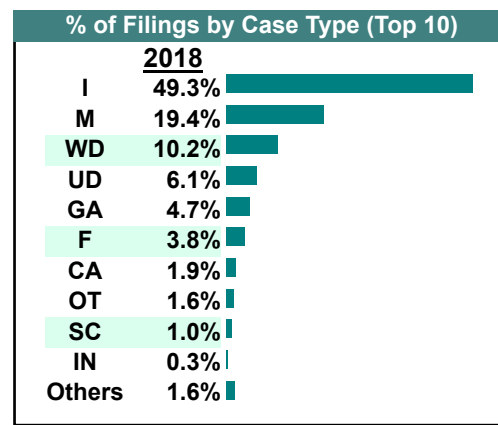
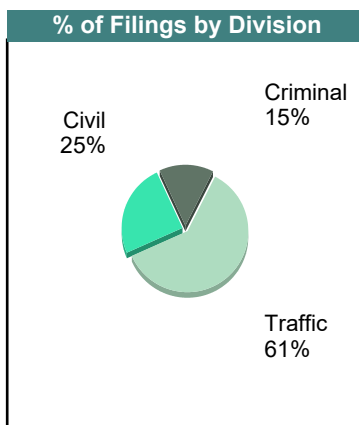
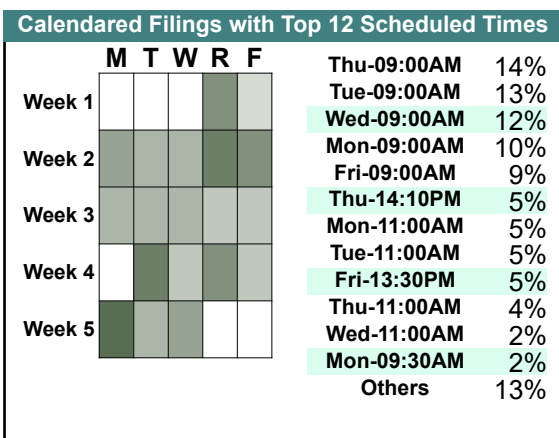
District: 31

		Filings	Hearings	Transactions	Concluded	Cont
<u>Criminal</u>						
Capias	CA	116	343	343	113	227
Civil Violation	CV	20	91	91	23	68
Felony	F	313	1,791	1,906	376	1,530
Misdemeanor	M	743	2,423	2,450	727	1,721
Show Cause	SC	63	156	156	61	94
Criminal Total		1,255	4,804	4,946	1,300	3,640

		Filings	Hearings	Transactions	Concluded	Cont
<u>Traffic</u>						
Capias	CA	34	98	98	24	74
Civil Violation	CV	0	1	1	1	-
Felony	F	14	72	78	19	59
Infraction	I	4,244	3,464	5,212	4,315	890
Misdemeanor	M	929	1,751	1,751	911	840
Other	O	11	19	19	17	2
Restricted O/L	RL	4	4	4	4	-
Show Cause	SC	3	11	11	4	6
Traffic Total		5,239	5,420	7,174	5,295	1,871

		Filings	Hearings	Transactions	Concluded	Cont
<u>Civil</u>						
Abstract	AJ	14	0	15	15	-
Bond Forfeiture	BF	4	5	8	3	5
Capias	CA	11	9	14	5	9
Detinue	DT	13	6	16	13	3
Garnishment	GA	406	71	469	398	71
Interrogatory	IN	30	59	114	55	59
Motion for Judgment	MJ	0	1	1	1	-
Overweight	OC	6	1	6	5	1
Other	OT	138	13	143	130	8
Protective Order	PO	23	12	26	14	10
Prelim Prot Order	PP	23	0	24	24	-
Show Cause	SC	23	35	60	26	34
Tenants Assertion	TA	2	1	3	2	1
Unlawful Detainer	UD	525	396	662	513	148
Warrant in Debt	WD	883	1,073	1,430	977	452
Zoning Viol	ZO	21	15	32	23	9
Civil Total		2,122	1,697	3,023	2,204	810

Prince William Totals		8,616	11,921	15,143	8,799	6,321
------------------------------	--	--------------	---------------	---------------	--------------	--------------



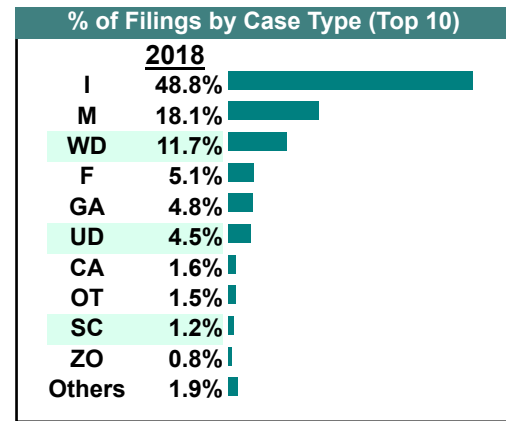
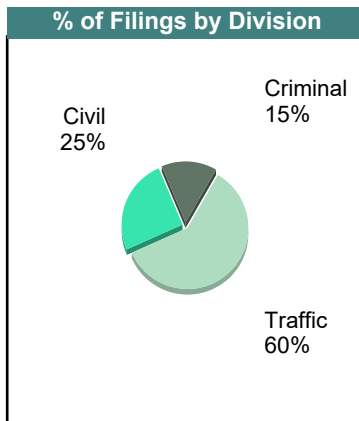
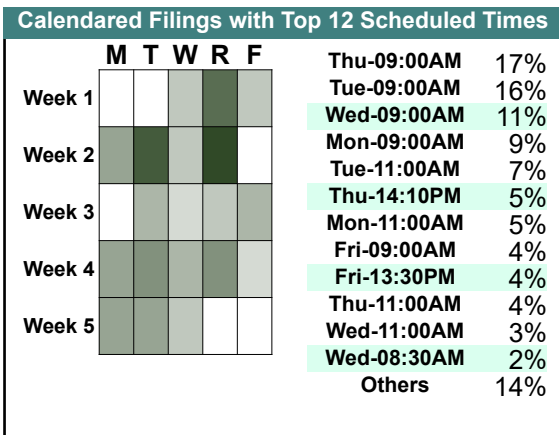
CASELOAD STATISTICS OF THE GENERAL DISTRICT COURTS

January 2018

Prince William

District: 31

		<u>Filings</u>	<u>Hearings</u>	<u>Transactions</u>	<u>Concluded</u>	<u>Cont</u>
<u>Criminal</u>						
Capias	CA	126	372	372	158	214
Civil Violation	CV	26	100	100	28	72
Felony	F	469	2,004	2,204	490	1,714
Misdemeanor	M	741	2,470	2,494	771	1,721
Other	O	1	0	1	1	-
Show Cause	SC	71	156	156	69	87
Criminal Total		1,434	5,102	5,327	1,517	3,808
<u>Traffic</u>						
Capias	CA	26	84	84	35	49
Civil Violation	CV	1	1	1	0	1
Felony	F	15	84	90	26	64
Infraction	I	4,672	3,874	5,826	4,805	1,020
Misdemeanor	M	987	1,971	1,973	1,027	946
Other	O	19	25	25	17	8
Restricted O/L	RL	4	4	4	4	-
Show Cause	SC	4	12	12	4	8
Traffic Total		5,728	6,055	8,015	5,918	2,096
<u>Civil</u>						
Abstract	AJ	24	3	24	24	-
Bond Forfeiture	BF	7	6	11	7	4
Capias	CA	2	2	5	3	2
Detinue	DT	6	3	8	6	2
Garnishment	GA	464	98	601	503	98
Interrogatory	IN	31	67	107	40	67
Motion for Judgment	MJ	2	2	2	0	2
Overweight	OC	14	0	16	16	-
Other	OT	146	20	153	135	11
Protective Order	PO	19	6	22	16	6
Prelim Prot Order	PP	25	2	26	24	2
Show Cause	SC	39	37	56	23	33
Tenants Assertion	TA	1	1	3	2	1
Unlawful Detainer	UD	426	343	576	438	138
Warrant in Debt	WD	1,122	1,247	1,696	1,110	584
Zoning Viol	ZO	78	71	116	80	36
Civil Total		2,406	1,908	3,422	2,427	986
Prince William Totals		9,568	13,065	16,764	9,862	6,890



Filings by Court & Division

<u>Prince William</u>			
C	Misdemeanor	10,576	8.8%
	Felony	4,566	3.8%
	Capias	1,293	1.1%
	Show Cause	785	0.7%
	Civil Violation	401	0.3%
	Other	4	0.0%
	Total	17,625	15%
T	Infraction	58,942	49.0%
	Misdemeanor	12,625	10.5%
	Capias	392	0.3%
	Felony	190	0.2%
	Other	168	0.1%
	Restricted O/L	71	0.1%
	Civil Violation	57	0.0%
	Show Cause	44	0.0%
	Total	72,489	60%
V	Warrant in Debt	13,941	11.6%
	Unlawful Detainer	5,958	5.0%
	Garnishment	5,704	4.7%
	Other	1,690	1.4%
	Interrogatory	546	0.5%
	Zoning Viol	525	0.4%
	Show Cause	446	0.4%
	Prelim Prot Order	336	0.3%
	Protective Order	295	0.2%
	Abstract	209	0.2%
	Detinue	185	0.2%
	Overweight	129	0.1%
	Bond Forfeiture	113	0.1%
	Motion for Judgment	68	0.1%
	Capias	50	0.0%
	Tenants Assertion	18	0.0%
	Petition-Restore Arms	5	0.0%
	Total	30,218	25%
Total		120,332	100%

CASELOAD STATISTICS OF THE GENERAL DISTRICT COURTS

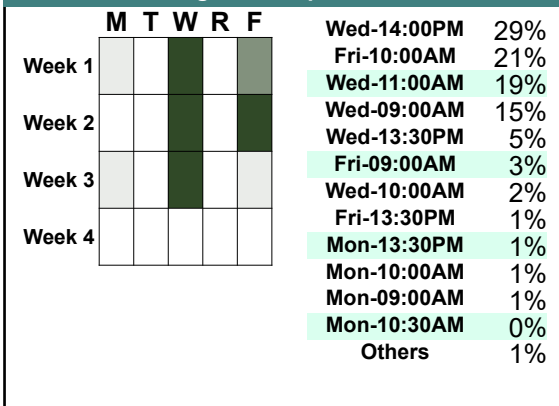
December 2018

Accomack

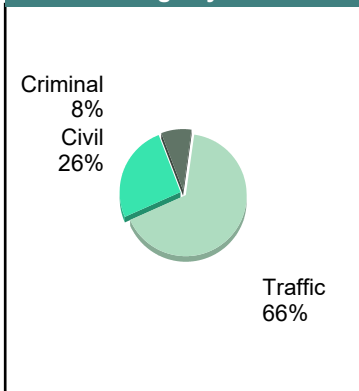
District: 32

		<u>Filings</u>	<u>Hearings</u>	<u>Transactions</u>	<u>Concluded</u>	<u>Cont</u>
<u>Criminal</u>						
Capias	CA	11	24	24	9	15
Civil Violation	CV	3	10	10	6	4
Felony	F	25	60	60	11	49
Misdemeanor	M	54	156	158	55	103
Show Cause	SC	8	20	20	9	11
Criminal Total		101	270	272	90	182
<u>Traffic</u>						
Capias	CA	8	24	24	15	9
Felony	F	0	1	1	0	1
Infraction	I	719	554	911	727	184
Misdemeanor	M	111	223	223	119	104
Show Cause	SC	5	9	9	5	4
Traffic Total		843	811	1,168	866	302
<u>Civil</u>						
Abstract	AJ	2	0	2	2	-
Admin License	AL	1	0	1	1	-
Detinue	DT	7	9	13	10	3
Garnishment	GA	119	0	119	119	-
Interrogatory	IN	0	0	1	1	-
Motion for Judgment	MJ	1	1	1	1	-
Overweight	OC	2	0	2	2	-
Protective Order	PO	2	1	2	1	1
Prelim Prot Order	PP	3	1	3	2	1
Show Cause	SC	1	1	1	0	1
Unlawful Detainer	UD	13	13	25	22	3
Warrant in Debt	WD	179	162	205	180	25
Civil Total		330	188	375	341	34
Accomack Totals		1,274	1,269	1,815	1,297	518

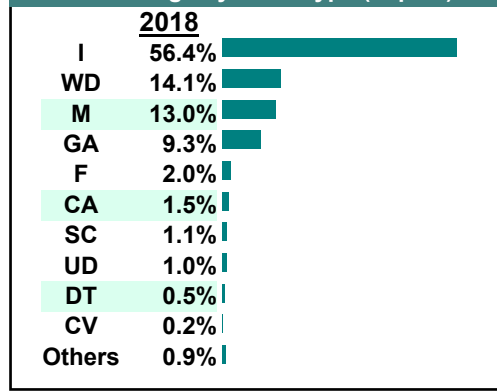
Calendared Filings with Top 12 Scheduled Times



% of Filings by Division



% of Filings by Case Type (Top 10)



CASELOAD STATISTICS OF THE GENERAL DISTRICT COURTS


November 2018

Accomack

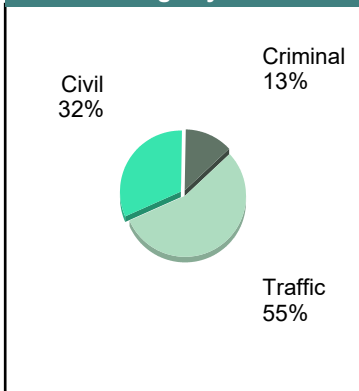
District: 32

		<u>Filings</u>	<u>Hearings</u>	<u>Transactions</u>	<u>Concluded</u>	<u>Cont</u>
<u>Criminal</u>						
Capias	CA	6	10	10	5	5
Civil Violation	CV	5	9	10	4	6
Felony	F	28	94	94	28	66
Misdemeanor	M	71	167	174	72	102
Show Cause	SC	3	16	16	5	11
Criminal Total		113	296	304	114	190
<u>Traffic</u>						
Capias	CA	5	12	12	6	6
Infraction	I	407	381	569	439	130
Misdemeanor	M	85	180	180	115	65
Show Cause	SC	2	2	2	1	1
Traffic Total		499	575	763	561	202
<u>Civil</u>						
Admin License	AL	3	1	3	2	1
Bond Forfeiture	BF	0	1	2	1	1
Capias	CA	1	0	1	1	-
Detinue	DT	8	7	9	7	2
Garnishment	GA	105	1	107	106	1
Impoundment	IM	1	0	1	1	-
Interrogatory	IN	0	0	2	2	-
Overweight	OC	1	0	1	1	-
Protective Order	PO	4	1	5	4	1
Prelim Prot Order	PP	3	1	5	4	1
Show Cause	SC	1	1	3	3	-
Unlawful Detainer	UD	22	15	28	20	8
Warrant in Debt	WD	140	132	171	149	22
Civil Total		289	160	338	301	37
Accomack Totals		901	1,031	1,405	976	429

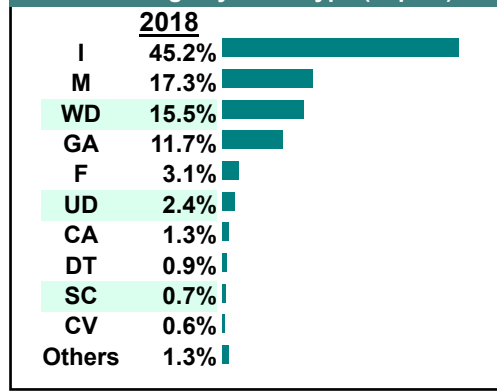
Calendared Filings with Top 12 Scheduled Times



% of Filings by Division



% of Filings by Case Type (Top 10)



CASELOAD STATISTICS OF THE GENERAL DISTRICT COURTS

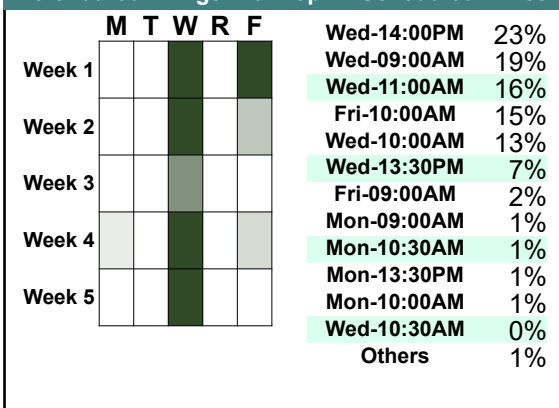
October 2018

Accomack

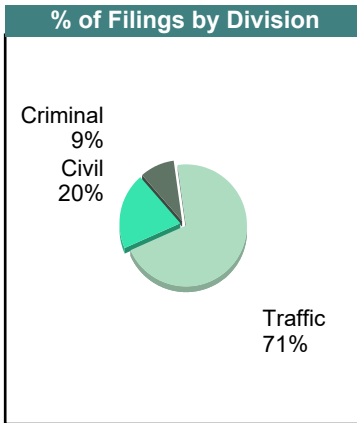
District: 32

		<u>Filings</u>	<u>Hearings</u>	<u>Transactions</u>	<u>Concluded</u>	<u>Cont</u>
<u>Criminal</u>						
Capias	CA	11	20	20	10	10
Civil Violation	CV	3	5	5	1	4
Felony	F	51	115	115	38	77
Misdemeanor	M	83	240	248	117	131
Show Cause	SC	18	38	38	18	20
Criminal Total		166	418	426	184	242
<u>Traffic</u>						
Capias	CA	13	20	20	9	11
Felony	F	0	2	2	1	1
Infraction	I	1,126	802	1,337	1,054	283
Misdemeanor	M	153	298	298	153	145
Show Cause	SC	1	5	5	2	3
Traffic Total		1,293	1,127	1,662	1,219	443
<u>Civil</u>						
Abstract	AJ	5	0	5	5	-
Admin License	AL	7	0	7	7	-
Detinue	DT	14	10	15	9	6
Garnishment	GA	147	2	149	147	2
Impoundment	IM	6	0	6	6	-
Interrogatory	IN	1	1	1	0	1
Overweight	OC	4	0	4	4	-
Other	OT	2	0	2	2	-
Protective Order	PO	6	0	6	6	-
Prelim Prot Order	PP	9	3	11	8	3
Show Cause	SC	4	2	4	2	2
Unlawful Detainer	UD	18	17	22	11	11
Warrant in Debt	WD	148	144	185	159	26
Civil Total		371	179	417	366	51
Accomack Totals		1,830	1,724	2,505	1,769	736

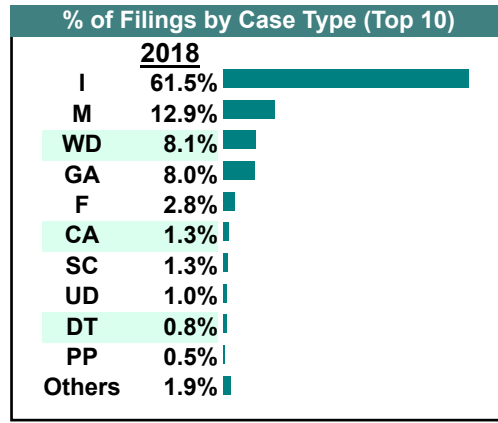
Calendared Filings with Top 12 Scheduled Times



% of Filings by Division



% of Filings by Case Type (Top 10)



CASELOAD STATISTICS OF THE GENERAL DISTRICT COURTS


September 2018

Accomack

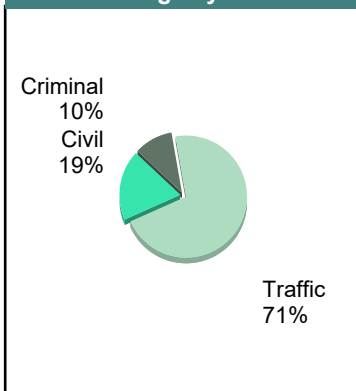
District: 32

		<u>Filings</u>	<u>Hearings</u>	<u>Transactions</u>	<u>Concluded</u>	<u>Cont</u>
<u>Criminal</u>						
Capias	CA	6	8	8	4	4
Civil Violation	CV	3	7	7	6	1
Felony	F	30	77	77	33	44
Misdemeanor	M	121	269	281	111	170
Show Cause	SC	12	22	22	4	18
Criminal Total		172	383	395	158	237
<u>Traffic</u>						
Capias	CA	5	10	10	5	5
Felony	F	2	2	2	1	1
Infraction	I	992	663	1,139	911	228
Misdemeanor	M	165	281	281	145	136
Show Cause	SC	1	2	2	1	1
Traffic Total		1,165	958	1,434	1,063	371
<u>Civil</u>						
Abstract	AJ	1	0	1	1	-
Admin License	AL	4	0	4	4	-
Detinue	DT	14	11	22	17	5
Garnishment	GA	120	51	169	118	51
Impoundment	IM	2	0	2	2	-
Interrogatory	IN	2	4	5	1	4
Overweight	OC	3	0	3	3	-
Other	OT	2	0	2	2	-
Protective Order	PO	1	0	1	1	-
Prelim Prot Order	PP	0	1	1	0	1
Unlawful Detainer	UD	10	18	25	16	9
Warrant in Debt	WD	145	152	190	132	58
Civil Total		304	237	425	297	128
Accomack Totals		1,641	1,578	2,254	1,518	736

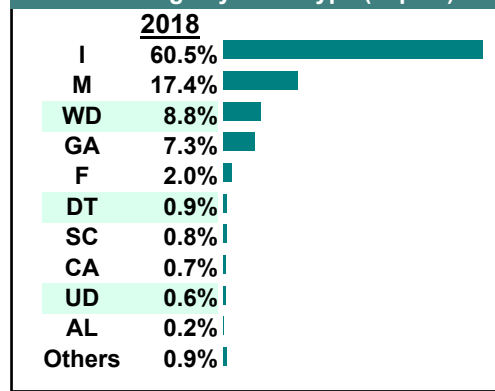
Calendared Filings with Top 12 Scheduled Times



% of Filings by Division

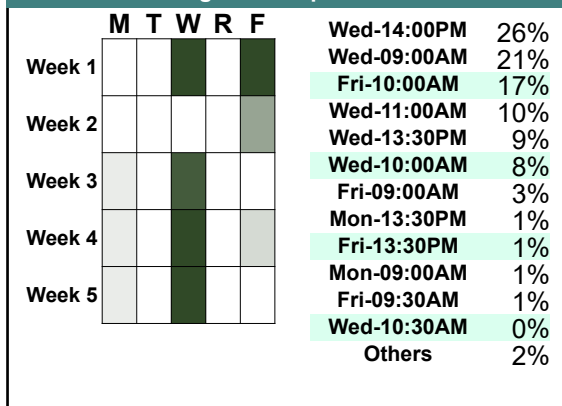


% of Filings by Case Type (Top 10)

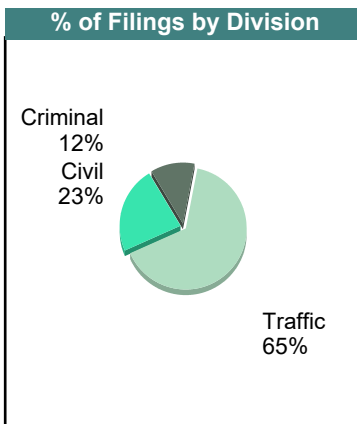


		<u>Filings</u>	<u>Hearings</u>	<u>Transactions</u>	<u>Concluded</u>	<u>Cont</u>
<u>Criminal</u>						
Capias	CA	10	13	13	7	6
Civil Violation	CV	8	11	11	3	8
Felony	F	29	84	84	35	49
Misdemeanor	M	98	243	245	79	166
Show Cause	SC	11	19	19	5	14
Criminal Total		156	370	372	129	243
<u>Traffic</u>						
Capias	CA	7	16	16	9	7
Felony	F	1	1	1	0	1
Infraction	I	707	488	848	704	144
Misdemeanor	M	161	264	264	139	125
Show Cause	SC	1	3	3	0	3
Traffic Total		877	772	1,132	852	280
<u>Civil</u>						
Admin License	AL	6	0	6	6	-
Detinue	DT	9	9	11	7	4
Garnishment	GA	113	2	117	115	2
Impoundment	IM	3	0	3	3	-
Interrogatory	IN	1	1	1	0	1
Overweight	OC	0	0	1	1	-
Other	OT	1	0	1	1	-
Protective Order	PO	6	0	6	6	-
Prelim Prot Order	PP	5	1	6	5	1
Unlawful Detainer	UD	15	21	24	16	8
Warrant in Debt	WD	149	141	174	150	24
Civil Total		308	175	350	310	40
Accomack Totals		1,341	1,317	1,854	1,291	563

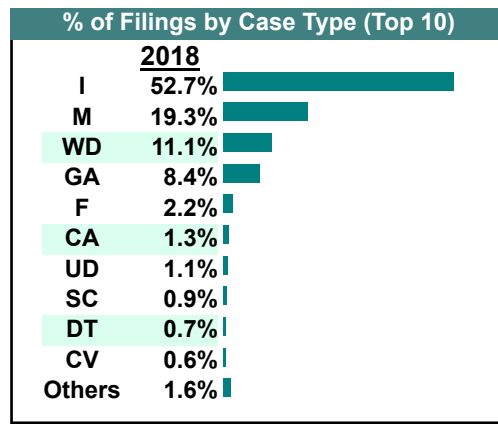
Calendarized Filings with Top 12 Scheduled Times



% of Filings by Division

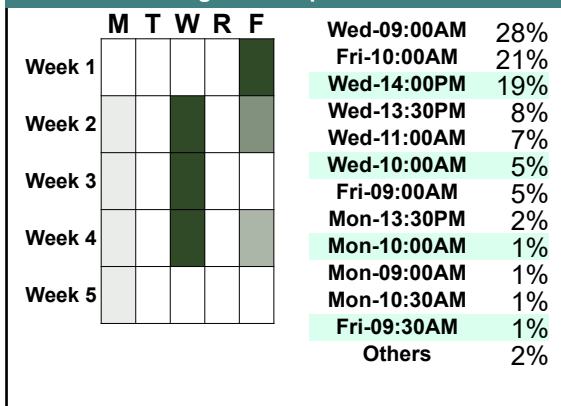


% of Filings by Case Type (Top 10)

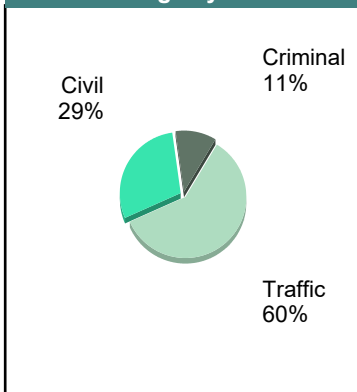


		<u>Filings</u>	<u>Hearings</u>	<u>Transactions</u>	<u>Concluded</u>	<u>Cont</u>
<u>Criminal</u>						
Capias	CA	2	8	8	7	1
Civil Violation	CV	3	5	5	4	1
Felony	F	33	95	95	37	58
Misdemeanor	M	89	245	252	118	134
Show Cause	SC	4	17	17	11	6
Criminal Total		131	370	377	177	200
<u>Traffic</u>						
Capias	CA	5	12	12	4	8
Felony	F	0	3	3	3	-
Infraction	I	603	456	721	594	127
Misdemeanor	M	106	192	192	107	85
Show Cause	SC	1	2	2	0	2
Traffic Total		715	665	930	708	222
<u>Civil</u>						
Abstract	AJ	2	0	2	2	-
Admin License	AL	11	0	11	11	-
Detinue	DT	12	10	13	11	2
Garnishment	GA	86	4	91	87	4
Interrogatory	IN	1	0	1	1	-
Other	OT	0	0	2	2	-
Protective Order	PO	7	0	7	7	-
Prelim Prot Order	PP	5	3	8	5	3
Show Cause	SC	2	0	2	2	-
Unlawful Detainer	UD	19	23	26	19	7
Warrant in Debt	WD	206	186	234	202	32
Civil Total		351	226	397	349	48
Accomack Totals		1,197	1,261	1,704	1,234	470

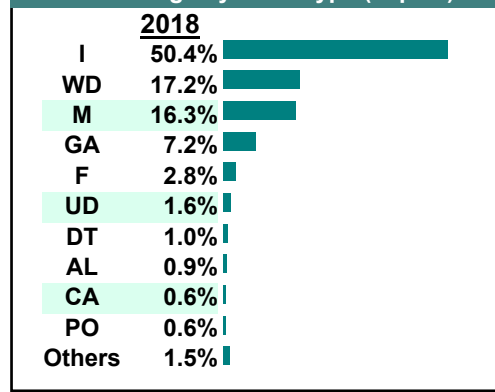
Calendarized Filings with Top 12 Scheduled Times



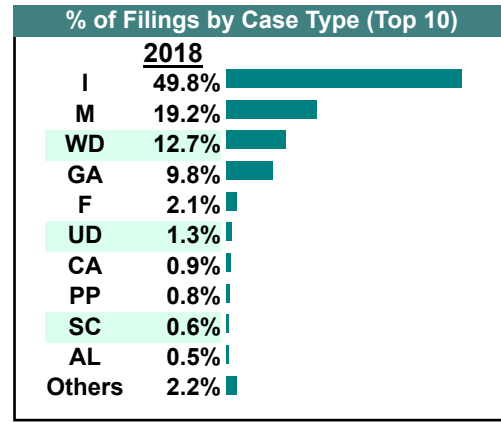
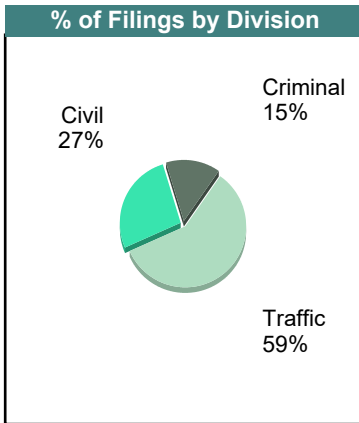
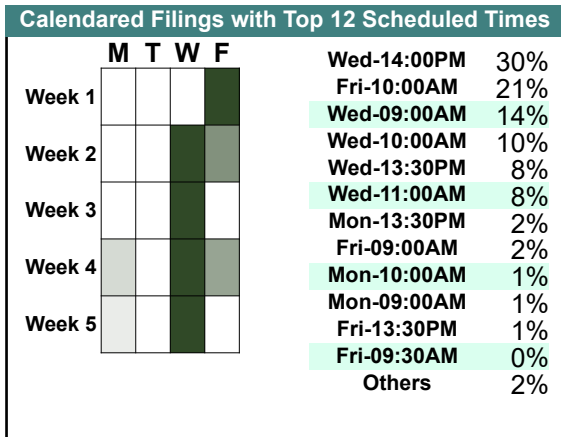
% of Filings by Division



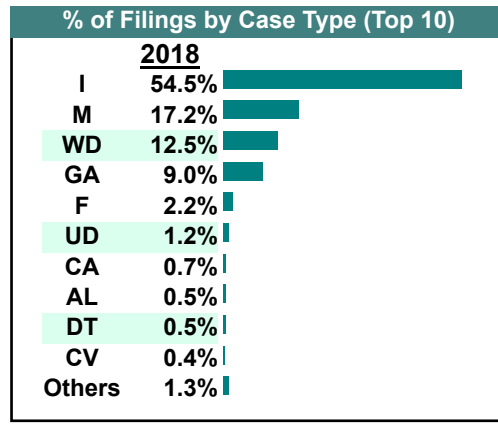
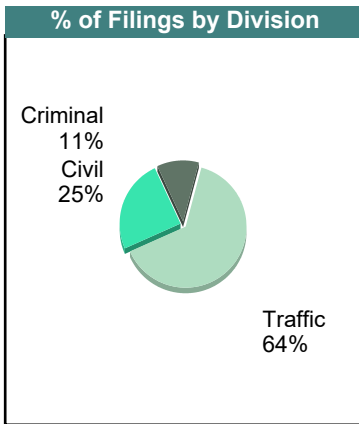
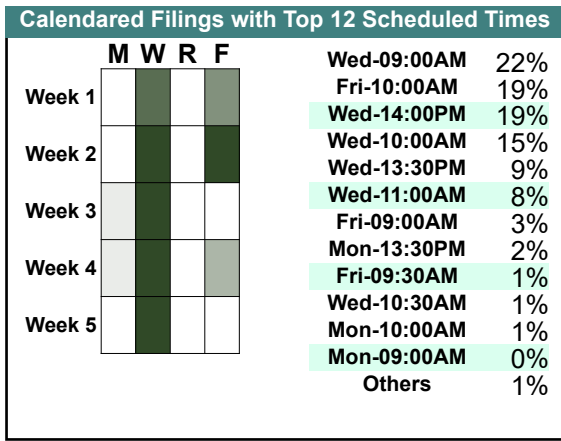
% of Filings by Case Type (Top 10)



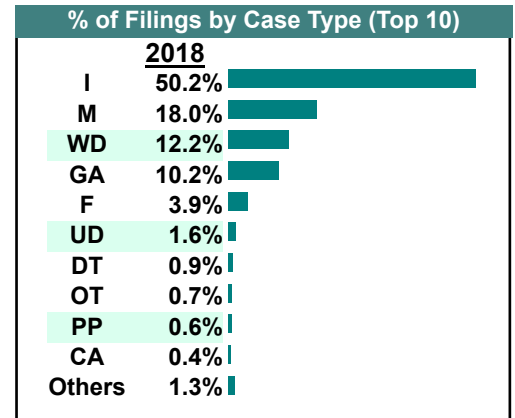
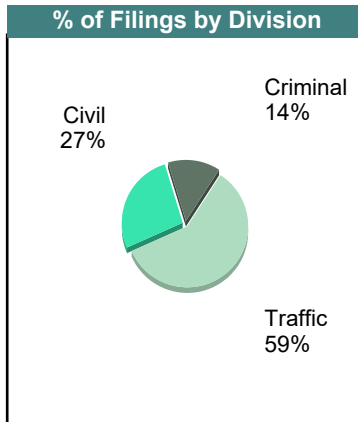
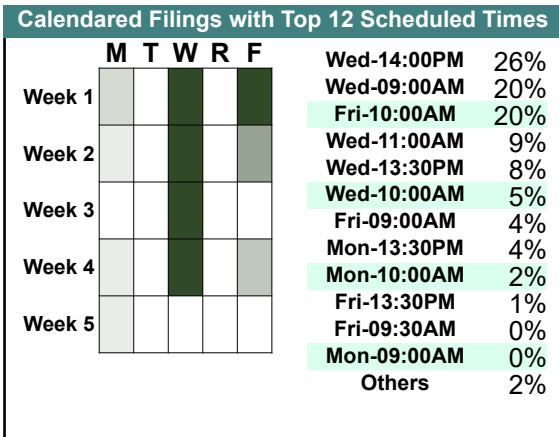
		<u>Filings</u>	<u>Hearings</u>	<u>Transactions</u>	<u>Concluded</u>	<u>Cont</u>
<u>Criminal</u>						
Capias	CA	7	19	19	7	12
Civil Violation	CV	5	6	6	4	2
Felony	F	27	83	83	28	55
Misdemeanor	M	138	302	313	123	190
Show Cause	SC	8	18	18	8	10
Criminal Total		185	428	439	170	269
<u>Traffic</u>						
Capias	CA	5	15	15	2	13
Felony	F	0	5	5	2	3
Infraction	I	630	494	791	647	144
Misdemeanor	M	105	170	170	76	94
Show Cause	SC	0	2	2	1	1
Traffic Total		740	686	983	728	255
<u>Civil</u>						
Abstract	AJ	3	0	3	3	-
Admin License	AL	6	0	6	6	-
Bond Forfeiture	BF	1	1	1	0	1
Detinue	DT	5	3	7	7	-
Garnishment	GA	124	9	132	123	9
Impoundment	IM	1	0	1	1	-
Interrogatory	IN	3	0	3	3	-
Overweight	OC	2	1	2	1	1
Other	OT	2	0	2	2	-
Protective Order	PO	6	0	6	6	-
Prelim Prot Order	PP	10	1	12	11	1
Unlawful Detainer	UD	16	24	30	17	13
Warrant in Debt	WD	160	144	187	164	23
Civil Total		339	183	392	344	48
Accomack Totals		1,264	1,297	1,814	1,242	572



		<u>Filings</u>	<u>Hearings</u>	<u>Transactions</u>	<u>Concluded</u>	<u>Cont</u>
<u>Criminal</u>						
Capias	CA	2	10	10	4	6
Civil Violation	CV	6	8	8	5	3
Felony	F	27	88	88	32	56
Misdemeanor	M	111	225	228	67	161
Show Cause	SC	3	15	15	4	11
Criminal Total		149	346	349	112	237
<u>Traffic</u>						
Capias	CA	7	11	11	5	6
Felony	F	2	5	5	1	4
Infraction	I	730	595	890	711	179
Misdemeanor	M	119	201	201	103	98
Show Cause	SC	1	2	2	0	2
Traffic Total		859	814	1,109	820	289
<u>Civil</u>						
Abstract	AJ	1	0	1	1	-
Admin License	AL	7	0	7	7	-
Detinue	DT	7	6	9	8	1
Garnishment	GA	121	4	125	121	4
Impoundment	IM	1	0	1	1	-
Interrogatory	IN	1	0	1	1	-
Other	OT	2	0	2	2	-
Protective Order	PO	3	0	3	3	-
Prelim Prot Order	PP	5	4	9	5	4
Unlawful Detainer	UD	16	15	19	10	9
Warrant in Debt	WD	168	153	187	163	24
Civil Total		332	182	364	322	42
Accomack Totals		1,340	1,342	1,822	1,254	568



		<u>Filings</u>	<u>Hearings</u>	<u>Transactions</u>	<u>Concluded</u>	<u>Cont</u>
<u>Criminal</u>						
Capias	CA	4	10	10	7	3
Civil Violation	CV	3	5	5	3	2
Felony	F	43	93	93	33	60
Misdemeanor	M	105	199	203	73	130
Show Cause	SC	4	9	9	4	5
Criminal Total		159	316	320	120	200
<u>Traffic</u>						
Capias	CA	1	6	6	4	2
Felony	F	1	4	4	1	3
Infraction	I	569	458	707	563	144
Misdemeanor	M	99	164	164	83	81
Show Cause	SC	0	3	3	2	1
Traffic Total		670	635	884	653	231
<u>Civil</u>						
Admin License	AL	3	0	3	3	-
Detinue	DT	10	6	11	9	2
Garnishment	GA	115	2	116	114	2
Impoundment	IM	1	0	1	1	-
Interrogatory	IN	0	0	1	1	-
Other	OT	8	2	8	6	2
Protective Order	PO	4	0	4	4	-
Prelim Prot Order	PP	7	2	10	8	2
Unlawful Detainer	UD	18	24	27	19	8
Warrant in Debt	WD	138	131	168	140	28
Civil Total		304	167	349	305	44
Accomack Totals		1,133	1,118	1,553	1,078	475



CASELOAD STATISTICS OF THE GENERAL DISTRICT COURTS


March 2018

Accomack

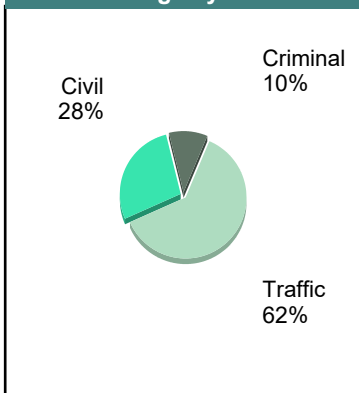
District: 32

		<u>Filings</u>	<u>Hearings</u>	<u>Transactions</u>	<u>Concluded</u>	<u>Cont</u>
<u>Criminal</u>						
Capias	CA	2	8	8	0	8
Civil Violation	CV	1	4	4	3	1
Felony	F	33	111	111	52	59
Misdemeanor	M	55	169	173	85	88
Show Cause	SC	5	14	14	3	11
Criminal Total		96	306	310	143	167
<u>Traffic</u>						
Capias	CA	4	8	8	3	5
Felony	F	1	5	5	0	5
Infraction	I	470	379	576	453	123
Misdemeanor	M	98	167	167	104	63
Show Cause	SC	0	3	3	1	2
Traffic Total		573	562	759	561	198
<u>Civil</u>						
Abstract	AJ	4	0	4	4	-
Admin License	AL	7	0	7	7	-
Counter Claim	CC	2	0	2	2	-
Detinue	DT	10	7	12	11	1
Garnishment	GA	99	1	99	98	1
Interrogatory	IN	1	1	3	2	1
Overweight	OC	1	0	1	1	-
Other	OT	1	1	2	1	1
Protective Order	PO	4	0	4	4	-
Prelim Prot Order	PP	8	3	9	6	3
Unlawful Detainer	UD	14	13	24	21	3
Warrant in Debt	WD	105	93	133	117	16
Civil Total		256	119	300	274	26
Accomack Totals		925	987	1,369	978	391

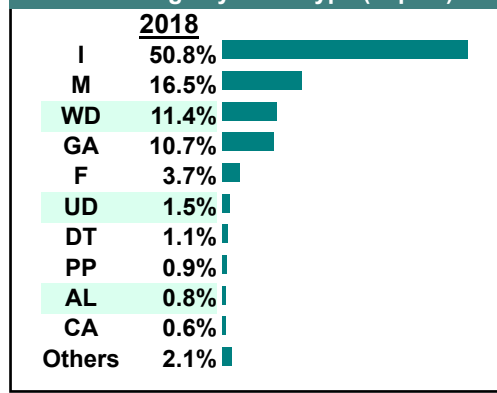
Calendared Filings with Top 12 Scheduled Times



% of Filings by Division



% of Filings by Case Type (Top 10)



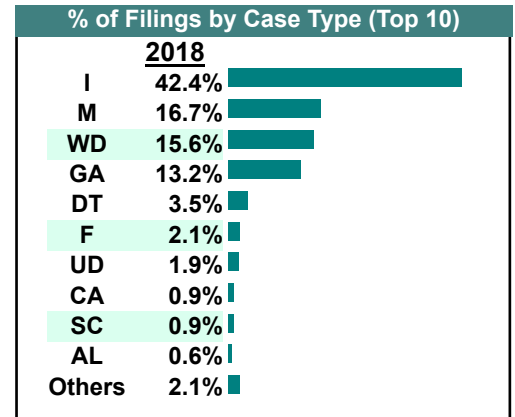
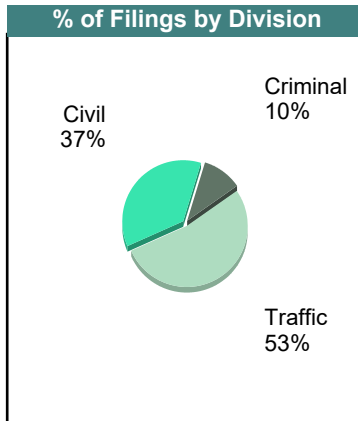
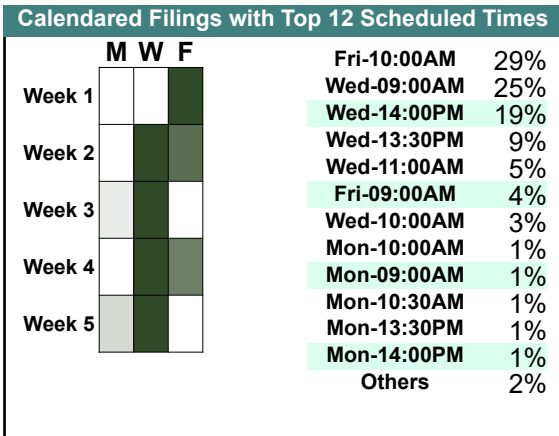
CASELOAD STATISTICS OF THE GENERAL DISTRICT COURTS

February 2018

Accomack

District: 32

		<u>Filings</u>	<u>Hearings</u>	<u>Transactions</u>	<u>Concluded</u>	<u>Cont</u>
<u>Criminal</u>						
Capias	CA	3	9	9	2	7
Civil Violation	CV	3	4	4	3	1
Felony	F	17	62	62	34	28
Misdemeanor	M	69	148	152	65	87
Show Cause	SC	7	13	13	10	3
Criminal Total		99	236	240	114	126
<u>Traffic</u>						
Capias	CA	6	11	11	5	6
Felony	F	3	4	4	2	2
Infraction	I	403	367	538	415	123
Misdemeanor	M	90	156	156	93	63
Show Cause	SC	2	4	4	1	3
Traffic Total		504	542	713	516	197
<u>Civil</u>						
Abstract	AJ	2	0	2	2	-
Admin License	AL	6	0	6	6	-
Detinue	DT	33	21	36	32	4
Garnishment	GA	125	0	125	125	-
Impoundment	IM	2	0	2	2	-
Interrogatory	IN	0	2	3	1	2
Overweight	OC	1	0	1	1	-
Other	OT	2	0	2	2	-
Protective Order	PO	5	0	5	5	-
Prelim Prot Order	PP	5	2	6	4	2
Unlawful Detainer	UD	18	22	35	24	11
Warrant in Debt	WD	148	218	269	241	28
Civil Total		347	265	492	445	47
Accomack Totals		950	1,043	1,445	1,075	370



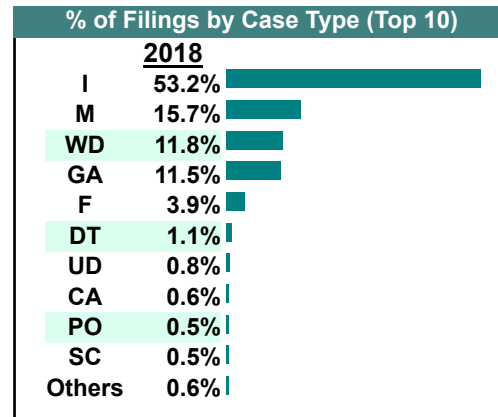
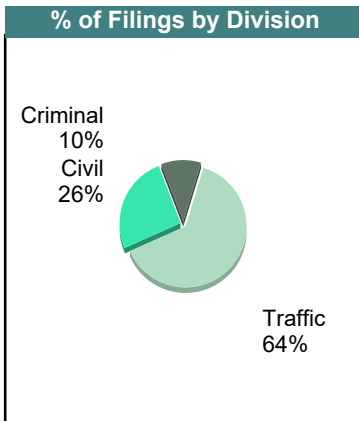
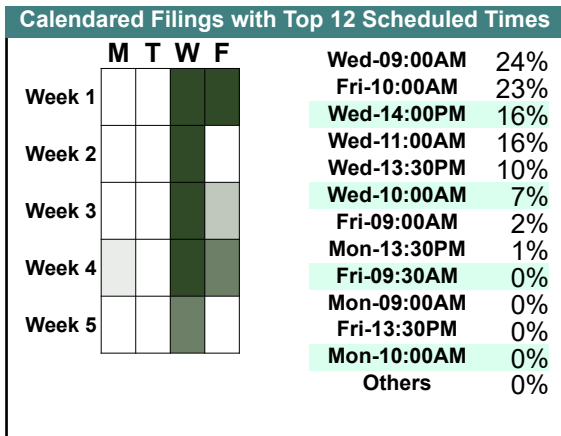
CASELOAD STATISTICS OF THE GENERAL DISTRICT COURTS

January 2018

Accomack

District: 32

		<u>Filings</u>	<u>Hearings</u>	<u>Transactions</u>	<u>Concluded</u>	<u>Cont</u>
<u>Criminal</u>						
Capias	CA	4	14	14	6	8
Civil Violation	CV	3	5	5	2	3
Felony	F	49	121	121	12	109
Misdemeanor	M	72	178	179	51	128
Show Cause	SC	5	18	18	4	14
Criminal Total		133	336	337	75	262
<u>Traffic</u>						
Capias	CA	4	14	14	7	7
Felony	F	1	2	2	0	2
Infraction	I	682	624	907	732	175
Misdemeanor	M	129	232	232	149	83
Show Cause	SC	1	4	4	1	3
Traffic Total		817	876	1,159	889	270
<u>Civil</u>						
Admin License	AL	1	0	1	1	-
Detinue	DT	14	19	22	19	3
Garnishment	GA	147	83	230	147	83
Interrogatory	IN	1	3	3	0	3
Protective Order	PO	6	0	6	6	-
Prelim Prot Order	PP	3	0	3	3	-
Show Cause	SC	0	0	1	1	-
Unlawful Detainer	UD	10	23	26	14	12
Warrant in Debt	WD	151	157	172	49	123
Civil Total		333	285	464	240	224
Accomack Totals		1,283	1,497	1,960	1,204	756



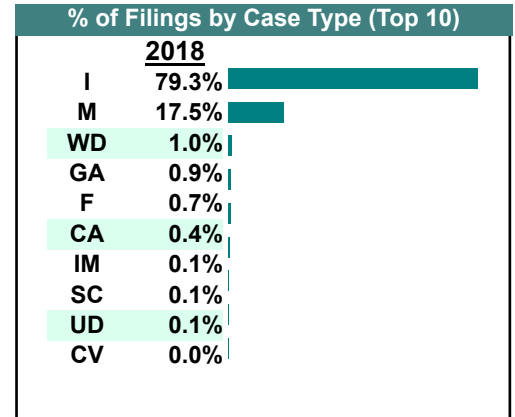
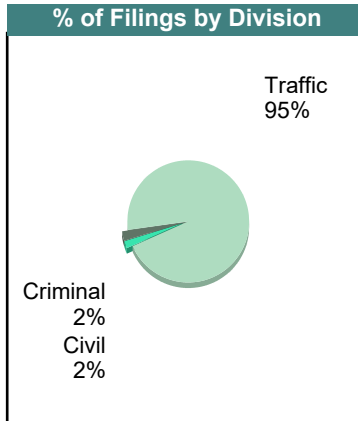
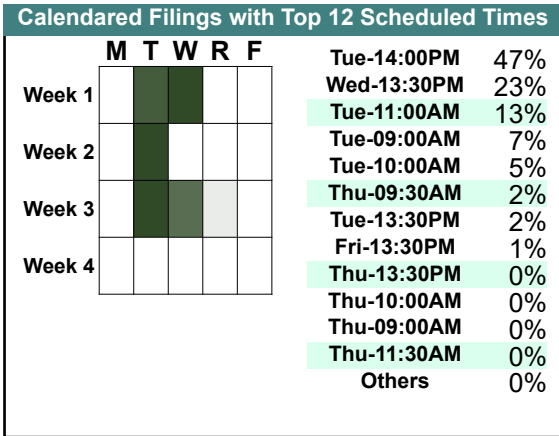
CASELOAD STATISTICS OF THE GENERAL DISTRICT COURTS

December 2018

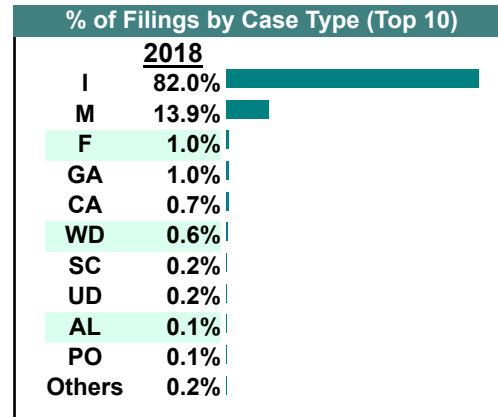
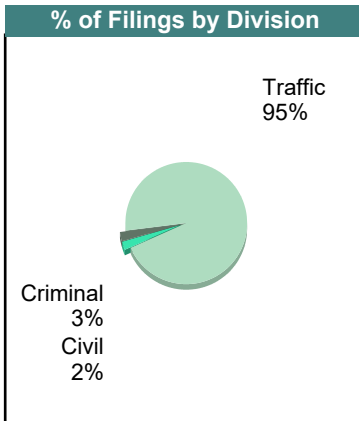
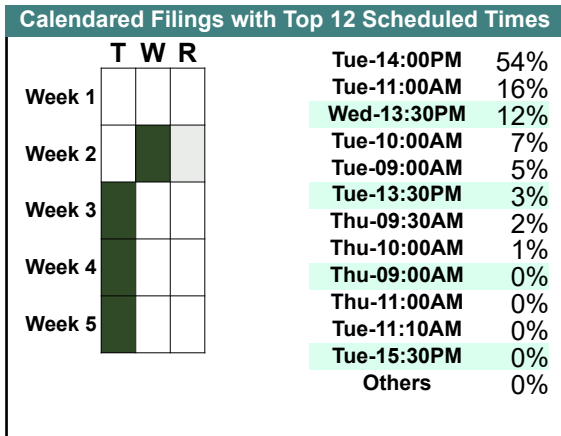
Northampton

District: 32

		<u>Filings</u>	<u>Hearings</u>	<u>Transactions</u>	<u>Concluded</u>	<u>Cont</u>
<u>Criminal</u>						
Capias	CA	3	5	5	2	3
Civil Violation	CV	0	1	1	1	-
Felony	F	13	59	59	29	30
Misdemeanor	M	31	75	79	34	45
Show Cause	SC	1	3	3	3	-
Criminal Total		48	143	147	69	78
<u>Traffic</u>						
Capias	CA	4	11	11	7	3
Felony	F	1	3	3	1	2
Infraction	I	1,529	885	1,842	1,505	333
Misdemeanor	M	306	440	440	322	115
Traffic Total		1,840	1,339	2,296	1,835	453
<u>Civil</u>						
Garnishment	GA	18	2	20	18	2
Impoundment	IM	1	0	1	1	-
Unlawful Detainer	UD	1	3	5	5	-
Warrant in Debt	WD	20	25	29	18	11
Civil Total		40	30	55	42	13
Northampton Totals		1,928	1,512	2,498	1,946	544



		<u>Filings</u>	<u>Hearings</u>	<u>Transactions</u>	<u>Concluded</u>	<u>Cont</u>
<u>Criminal</u>						
Capias	CA	4	9	9	7	2
Civil Violation	CV	1	1	1	0	1
Felony	F	16	39	39	12	27
Misdemeanor	M	19	82	83	35	47
Show Cause	SC	3	6	6	3	3
Criminal Total		43	137	138	57	80
<u>Traffic</u>						
Capias	CA	8	16	16	9	7
Felony	F	0	1	1	0	1
Infraction	I	1,355	904	1,745	1,462	283
Misdemeanor	M	211	371	372	272	100
Traffic Total		1,574	1,292	2,134	1,743	391
<u>Civil</u>						
Admin License	AL	2	0	2	2	-
Garnishment	GA	16	0	16	16	-
Impoundment	IM	1	0	1	1	-
Other	OT	1	0	1	1	-
Protective Order	PO	2	1	4	3	1
Prelim Prot Order	PP	1	0	2	2	-
Unlawful Detainer	UD	3	5	5	2	1
Warrant in Debt	WD	10	11	15	10	4
Civil Total		36	17	46	37	6
Northampton Totals		1,653	1,446	2,318	1,837	477



CASELOAD STATISTICS OF THE GENERAL DISTRICT COURTS

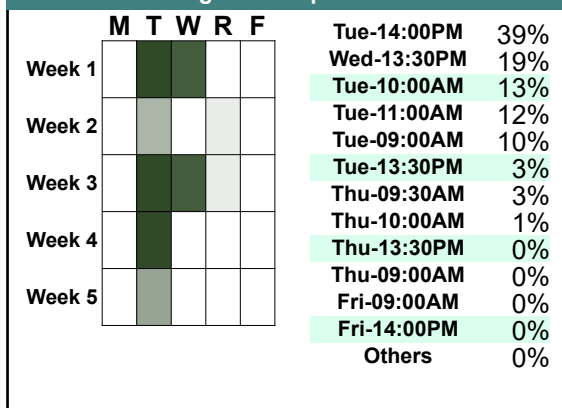
October 2018

Northampton

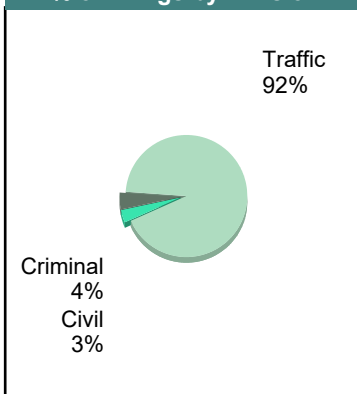
District: 32

		<u>Filings</u>	<u>Hearings</u>	<u>Transactions</u>	<u>Concluded</u>	<u>Cont</u>
<u>Criminal</u>						
Capias	CA	2	9	9	2	7
Civil Violation	CV	0	1	1	1	-
Felony	F	31	64	64	27	37
Misdemeanor	M	54	96	101	43	58
Show Cause	SC	6	12	12	6	6
Criminal Total		93	182	187	79	108
<u>Traffic</u>						
Capias	CA	2	8	8	5	3
Felony	F	1	2	2	1	1
Infraction	I	1,565	869	1,924	1,582	340
Misdemeanor	M	394	566	566	393	173
Show Cause	SC	0	2	2	2	-
Traffic Total		1,962	1,447	2,502	1,983	517
<u>Civil</u>						
Abstract	AJ	1	0	1	1	-
Admin License	AL	1	0	1	1	-
Detinue	DT	0	1	1	1	-
Garnishment	GA	35	1	37	36	1
Impoundment	IM	2	0	2	2	-
Other	OT	2	0	2	2	-
Protective Order	PO	1	1	1	0	1
Prelim Prot Order	PP	2	2	3	1	2
Show Cause	SC	0	1	2	1	1
Unlawful Detainer	UD	8	7	10	5	4
Warrant in Debt	WD	19	21	32	22	9
Civil Total		71	34	92	72	18
Northampton Totals		2,126	1,663	2,781	2,134	643

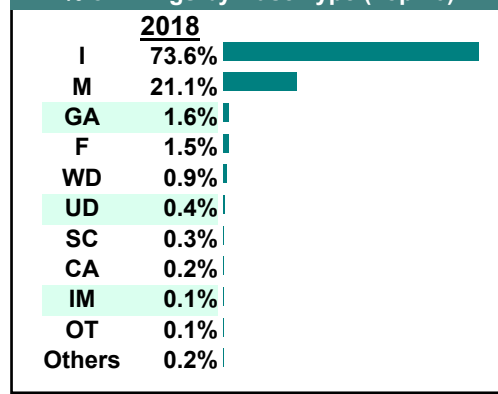
Calendared Filings with Top 12 Scheduled Times



% of Filings by Division



% of Filings by Case Type (Top 10)



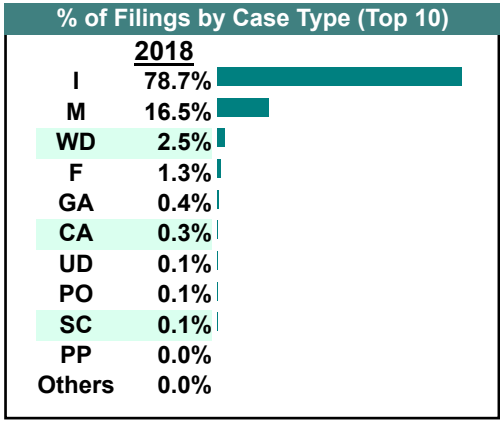
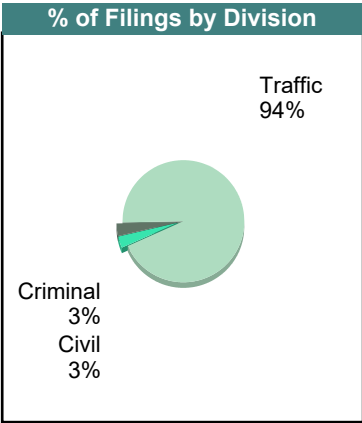
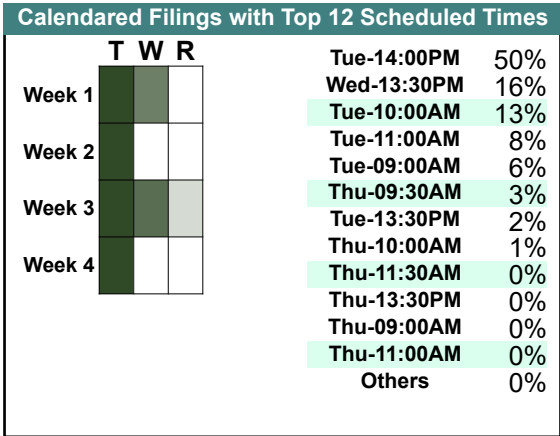
CASELOAD STATISTICS OF THE GENERAL DISTRICT COURTS

September 2018

Northampton

District: 32

		<u>Filings</u>	<u>Hearings</u>	<u>Transactions</u>	<u>Concluded</u>	<u>Cont</u>
<u>Criminal</u>						
Capias	CA	4	10	10	7	3
Civil Violation	CV	0	1	1	0	1
Felony	F	29	63	63	32	31
Misdemeanor	M	40	76	79	21	58
Show Cause	SC	1	4	4	1	3
Criminal Total		74	154	157	61	96
<u>Traffic</u>						
Capias	CA	3	10	10	2	8
Felony	F	1	2	2	0	2
Infraction	I	1,875	1,073	2,309	1,898	408
Misdemeanor	M	354	511	511	331	180
Show Cause	SC	1	1	1	0	1
Traffic Total		2,234	1,597	2,833	2,231	599
<u>Civil</u>						
Admin License	AL	0	0	1	1	-
Garnishment	GA	10	4	13	9	3
Protective Order	PO	2	1	2	1	1
Prelim Prot Order	PP	1	0	1	1	-
Show Cause	SC	0	1	1	0	1
Unlawful Detainer	UD	3	5	7	4	3
Warrant in Debt	WD	59	58	70	59	10
Civil Total		75	69	95	75	18
Northampton Totals		2,383	1,820	3,085	2,367	713



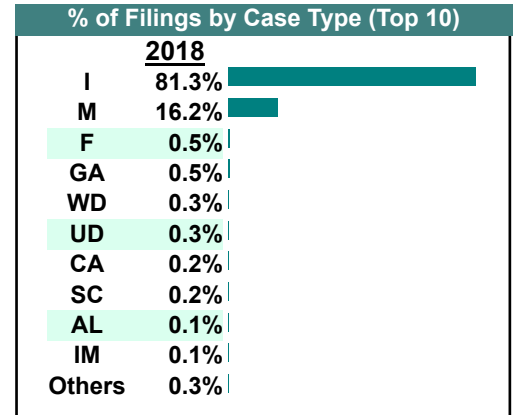
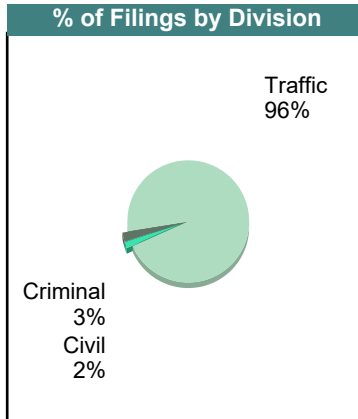
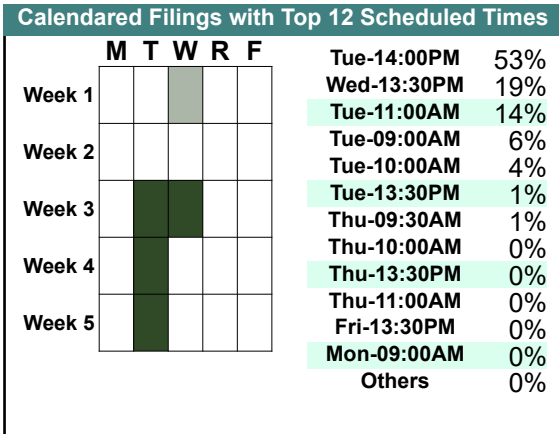
CASELOAD STATISTICS OF THE GENERAL DISTRICT COURTS

August 2018

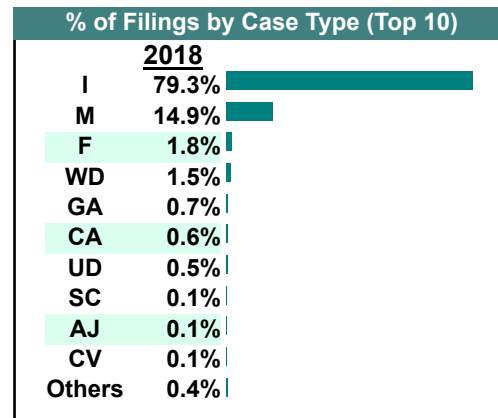
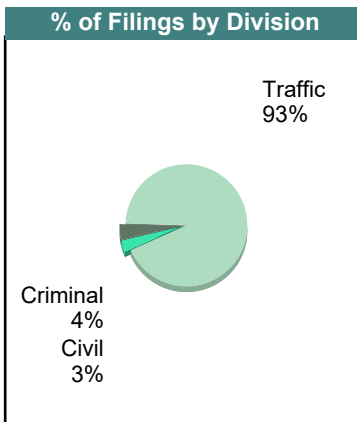
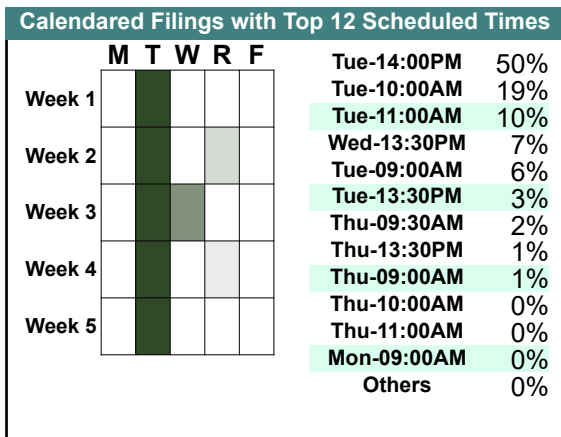
Northampton

District: 32

		Filings	Hearings	Transactions	Concluded	Cont
<u>Criminal</u>						
Capias	CA	1	6	6	5	1
Civil Violation	CV	0	3	3	2	1
Felony	F	12	42	42	16	26
Misdemeanor	M	43	68	73	41	32
Show Cause	SC	4	6	6	3	3
Criminal Total		60	125	130	67	63
<u>Traffic</u>						
Capias	CA	4	11	11	5	6
Infraction	I	1,893	980	2,182	1,821	351
Misdemeanor	M	334	470	470	303	167
Traffic Total		2,231	1,461	2,663	2,129	524
<u>Civil</u>						
Admin License	AL	2	1	2	1	1
Bond Forfeiture	BF	1	1	1	0	1
Detinue	DT	1	1	2	1	1
Garnishment	GA	12	12	23	11	12
Impoundment	IM	2	0	2	2	-
Interrogatory	IN	1	1	2	1	1
Other	OT	1	0	1	1	-
Protective Order	PO	2	0	2	2	-
Prelim Prot Order	PP	1	0	1	1	-
Unlawful Detainer	UD	6	5	10	8	2
Warrant in Debt	WD	7	9	13	9	4
Civil Total		36	30	59	37	22
Northampton Totals		2,327	1,616	2,852	2,233	609



		<u>Filings</u>	<u>Hearings</u>	<u>Transactions</u>	<u>Concluded</u>	<u>Cont</u>
<u>Criminal</u>						
Capias	CA	6	17	17	7	10
Civil Violation	CV	2	5	5	2	3
Felony	F	38	52	52	13	39
Misdemeanor	M	41	74	80	32	48
Show Cause	SC	2	4	4	2	2
Criminal Total		89	152	158	56	102
<u>Traffic</u>						
Capias	CA	6	15	15	10	5
Felony	F	1	5	5	4	1
Infraction	I	1,700	899	1,968	1,662	303
Misdemeanor	M	279	426	426	297	128
Show Cause	SC	1	2	2	1	1
Traffic Total		1,987	1,347	2,416	1,974	438
<u>Civil</u>						
Abstract	AJ	2	0	2	2	-
Admin License	AL	1	0	1	1	-
Detinue	DT	0	1	1	0	1
Garnishment	GA	14	0	14	14	-
Impoundment	IM	2	0	2	2	-
Other	OT	1	0	1	1	-
Protective Order	PO	2	0	2	2	-
Prelim Prot Order	PP	2	0	2	2	-
Unlawful Detainer	UD	10	9	13	10	3
Warrant in Debt	WD	33	38	46	27	17
Civil Total		67	48	84	61	21
Northampton Totals		2,143	1,547	2,658	2,091	561



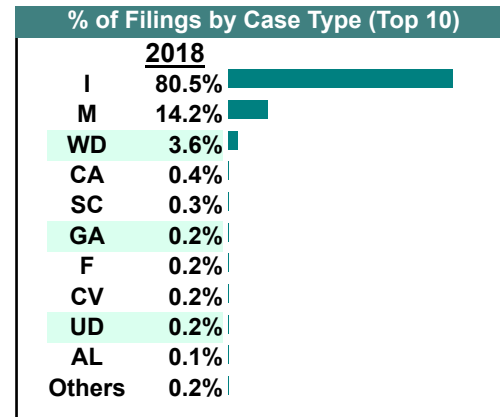
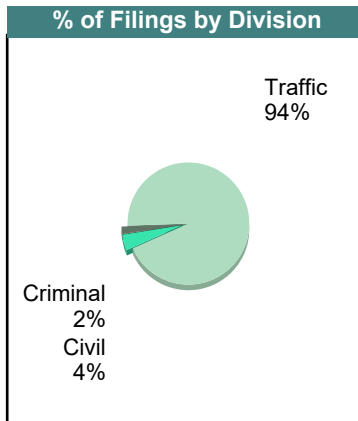
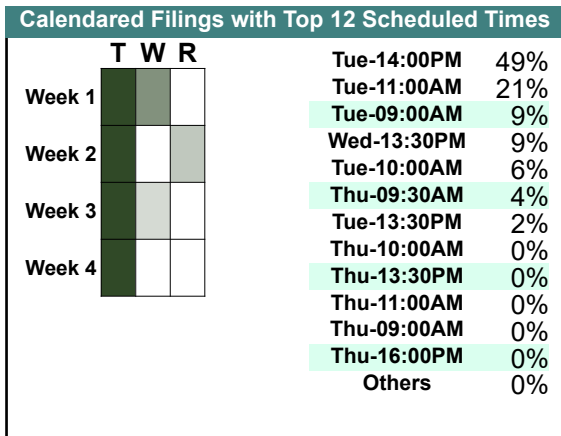
CASELOAD STATISTICS OF THE GENERAL DISTRICT COURTS

June 2018

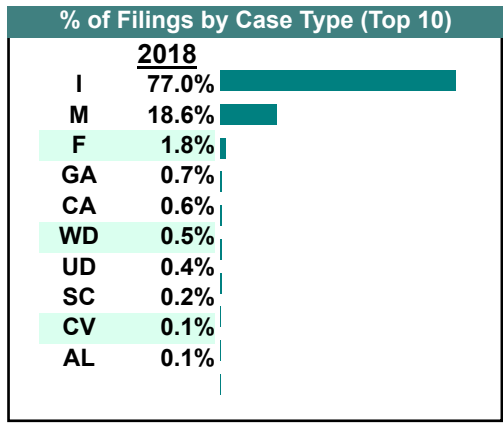
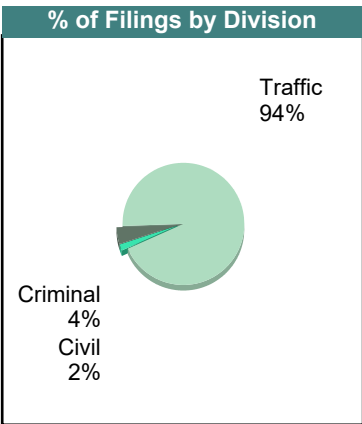
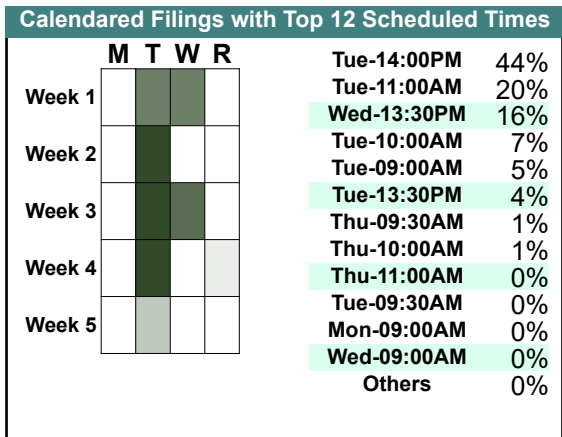
Northampton

District: 32

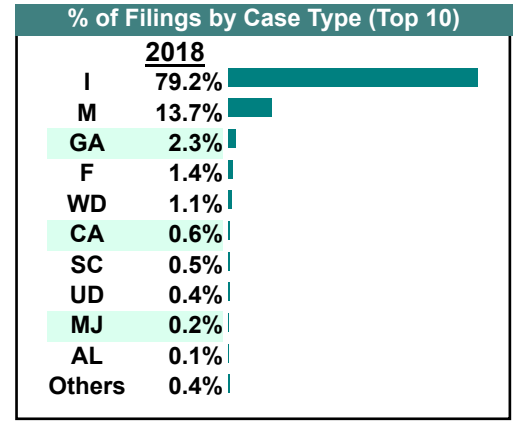
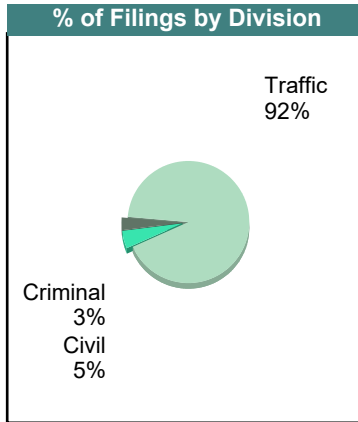
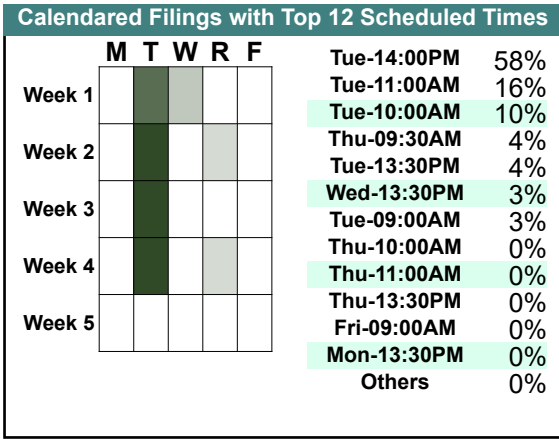
		<u>Filings</u>	<u>Hearings</u>	<u>Transactions</u>	<u>Concluded</u>	<u>Cont</u>
<u>Criminal</u>						
Capias	CA	6	14	14	4	10
Civil Violation	CV	4	7	7	3	3
Felony	F	4	31	31	14	17
Misdemeanor	M	25	95	96	38	58
Show Cause	SC	6	12	12	9	3
Criminal Total		45	159	160	68	91
<u>Traffic</u>						
Capias	CA	4	11	11	6	5
Felony	F	1	4	4	2	2
Infraction	I	2,062	1,037	2,272	1,887	384
Misdemeanor	M	339	511	511	349	161
Show Cause	SC	0	1	1	0	1
Traffic Total		2,406	1,564	2,799	2,244	553
<u>Civil</u>						
Admin License	AL	2	0	2	2	-
Detinue	DT	1	1	1	0	1
Garnishment	GA	6	0	6	6	-
Impoundment	IM	1	0	1	1	-
Motion for Judgment	MJ	1	1	2	1	1
Prelim Prot Order	PP	2	1	3	2	1
Show Cause	SC	1	0	1	1	-
Unlawful Detainer	UD	4	7	8	6	2
Warrant in Debt	WD	91	80	100	87	13
Civil Total		109	90	124	106	18
Northampton Totals		2,560	1,813	3,083	2,418	662



		<u>Filings</u>	<u>Hearings</u>	<u>Transactions</u>	<u>Concluded</u>	<u>Cont</u>
<u>Criminal</u>						
Capias	CA	5	10	10	6	4
Civil Violation	CV	3	5	5	0	5
Felony	F	37	50	50	30	20
Misdemeanor	M	45	85	85	23	62
Show Cause	SC	4	10	10	5	5
Criminal Total		94	160	160	64	96
<u>Traffic</u>						
Capias	CA	7	15	15	7	8
Felony	F	2	4	4	0	4
Infraction	I	1,626	945	1,900	1,596	302
Misdemeanor	M	348	517	517	325	192
Show Cause	SC	1	1	1	0	1
Traffic Total		1,984	1,482	2,437	1,928	507
<u>Civil</u>						
Admin License	AL	2	0	2	2	-
Garnishment	GA	14	1	15	14	1
Show Cause	SC	0	1	1	1	-
Unlawful Detainer	UD	8	11	12	5	6
Warrant in Debt	WD	10	10	15	12	2
Civil Total		34	23	45	34	9
Northampton Totals		2,112	1,665	2,642	2,026	612



		<u>Filings</u>	<u>Hearings</u>	<u>Transactions</u>	<u>Concluded</u>	<u>Cont</u>
<u>Criminal</u>						
Capias	CA	2	7	7	5	2
Civil Violation	CV	1	1	1	1	-
Felony	F	21	35	35	22	13
Misdemeanor	M	19	52	52	18	34
Show Cause	SC	5	6	6	2	4
Criminal Total		48	101	101	48	53
<u>Traffic</u>						
Capias	CA	6	13	13	8	5
Civil Violation	CV	0	1	1	1	-
Felony	F	0	3	3	1	2
Infraction	I	1,147	644	1,347	1,111	236
Misdemeanor	M	180	286	286	153	133
Show Cause	SC	0	1	1	1	-
Traffic Total		1,333	948	1,651	1,275	376
<u>Civil</u>						
Abstract	AJ	1	0	1	1	-
Admin License	AL	2	0	2	2	-
Garnishment	GA	34	0	34	34	-
Interrogatory	IN	0	0	1	1	-
Motion for Judgment	MJ	3	2	3	3	-
Protective Order	PO	2	0	2	2	-
Prelim Prot Order	PP	2	0	2	2	-
Show Cause	SC	2	1	2	1	1
Unlawful Detainer	UD	6	8	10	6	3
Warrant in Debt	WD	16	15	21	9	12
Civil Total		68	26	78	61	16
Northampton Totals		1,449	1,075	1,830	1,384	445



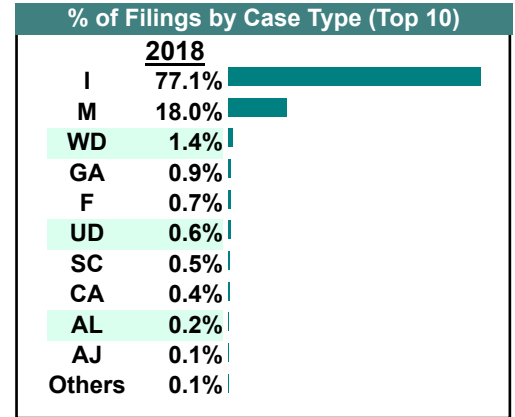
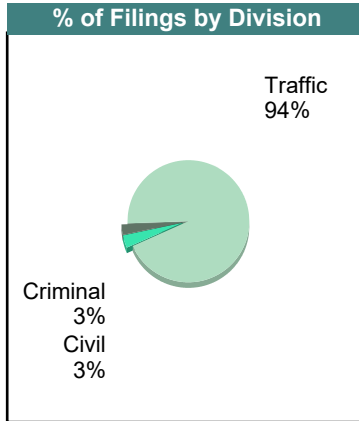
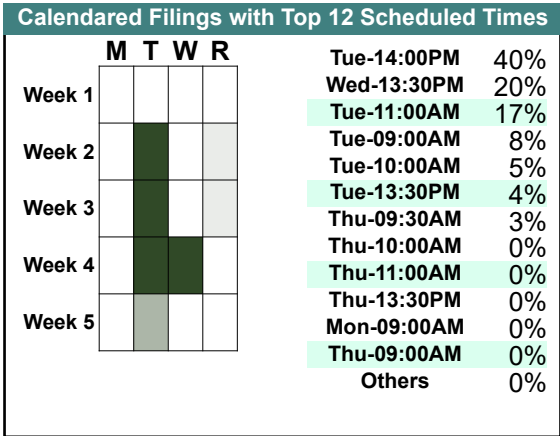
CASELOAD STATISTICS OF THE GENERAL DISTRICT COURTS

March 2018

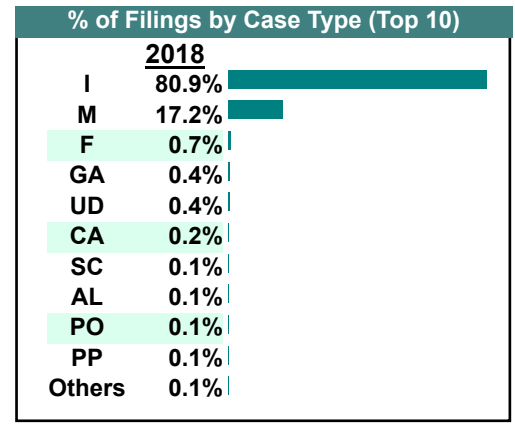
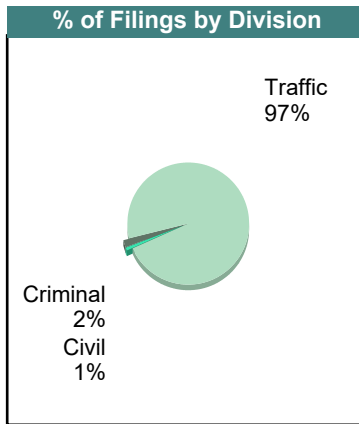
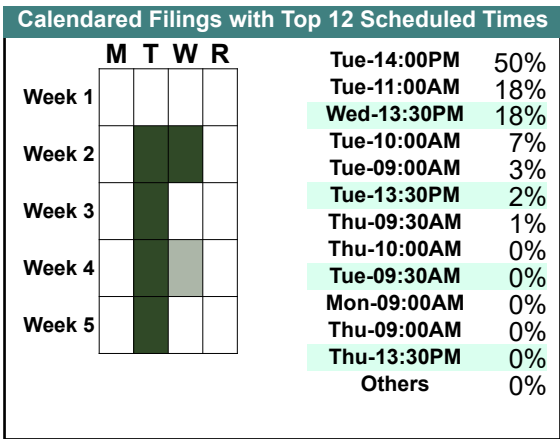
Northampton

District: 32

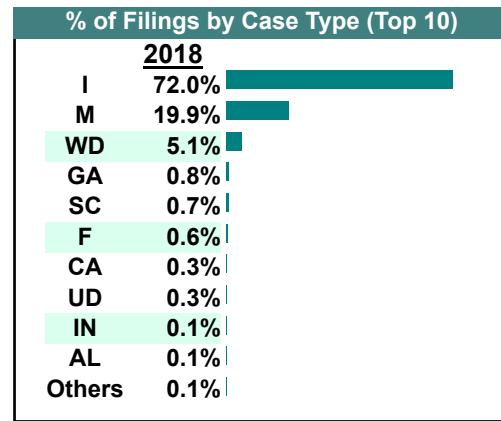
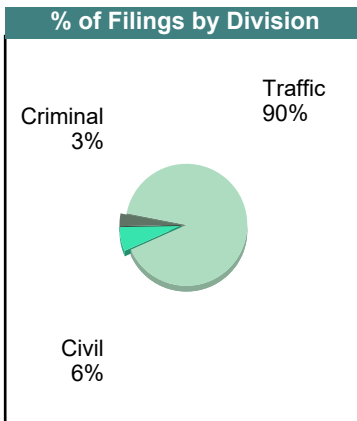
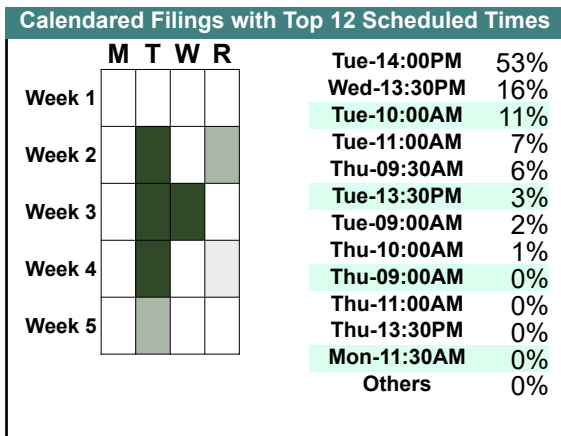
		<u>Filings</u>	<u>Hearings</u>	<u>Transactions</u>	<u>Concluded</u>	<u>Cont</u>
<u>Criminal</u>						
Capias	CA	2	9	9	3	6
Felony	F	7	28	28	14	14
Misdemeanor	M	23	76	77	34	43
Show Cause	SC	4	6	6	4	2
Criminal Total		36	119	120	55	65
<u>Traffic</u>						
Capias	CA	3	11	11	7	4
Civil Violation	CV	0	2	2	0	2
Felony	F	2	4	4	1	3
Infraction	I	967	737	1,314	1,085	227
Misdemeanor	M	203	361	361	246	115
Show Cause	SC	1	2	2	2	-
Traffic Total		1,176	1,117	1,694	1,341	351
<u>Civil</u>						
Abstract	AJ	1	0	1	1	-
Admin License	AL	3	0	3	3	-
Garnishment	GA	11	0	11	11	-
Interrogatory	IN	1	0	1	1	-
Show Cause	SC	1	0	1	1	-
Unlawful Detainer	UD	8	7	10	5	4
Warrant in Debt	WD	17	20	25	14	11
Civil Total		42	27	52	36	15
Northampton Totals		1,254	1,263	1,866	1,432	431



		Filings	Hearings	Transactions	Concluded	Cont
<u>Criminal</u>						
Capias	CA	1	6	6	2	4
Felony	F	11	16	16	10	6
Misdemeanor	M	19	47	49	17	32
Show Cause	SC	1	4	4	2	2
Criminal Total		32	73	75	31	44
<u>Traffic</u>						
Capias	CA	2	8	8	4	4
Felony	F	1	3	3	1	2
Infraction	I	1,386	674	1,555	1,317	238
Misdemeanor	M	275	402	402	261	141
Show Cause	SC	1	2	2	1	1
Traffic Total		1,665	1,089	1,970	1,584	386
<u>Civil</u>						
Admin License	AL	1	0	1	1	-
Garnishment	GA	6	0	6	6	-
Protective Order	PO	1	0	1	1	-
Prelim Prot Order	PP	1	0	1	1	-
Unlawful Detainer	UD	6	6	7	3	4
Warrant in Debt	WD	1	6	9	4	5
Civil Total		16	12	25	16	9
Northampton Totals		1,713	1,174	2,070	1,631	439



		<u>Filings</u>	<u>Hearings</u>	<u>Transactions</u>	<u>Concluded</u>	<u>Cont</u>
<u>Criminal</u>						
Capias	CA	3	7	7	2	5
Civil Violation	CV	0	1	1	1	-
Felony	F	7	33	33	10	23
Misdemeanor	M	29	82	84	31	53
Show Cause	SC	8	18	18	11	7
Criminal Total		47	141	143	55	88
<u>Traffic</u>						
Capias	CA	2	11	11	6	5
Civil Violation	CV	1	1	1	0	1
Felony	F	1	2	2	0	2
Infraction	I	1,040	780	1,417	1,111	300
Misdemeanor	M	258	425	425	286	139
Show Cause	SC	2	4	4	2	2
Traffic Total		1,304	1,223	1,860	1,405	449
<u>Civil</u>						
Admin License	AL	1	0	1	1	-
Garnishment	GA	12	0	12	12	-
Interrogatory	IN	2	1	2	1	1
Unlawful Detainer	UD	5	5	5	3	2
Warrant in Debt	WD	73	62	74	65	9
Civil Total		93	68	94	82	12
Northampton Totals		1,444	1,432	2,097	1,542	549



Filings by Court & Division

	<u>Accomack</u>		<u>Northampton</u>		<u>Total</u>
C Misdemeanor	1,066	73%	388	27%	1,454
Felony	392	63%	226	37%	618
Show Cause	88	66%	45	34%	133
Capias	68	64%	39	36%	107
Civil Violation	46	81%	11	19%	57
Total	1,660	70%	709	30%	2,369
T Infraction	8,038	31%	18,145	69%	26,183
Misdemeanor	1,421	29%	3,481	71%	4,902
Capias	70	58%	51	42%	121
Felony	11	50%	11	50%	22
Show Cause	15	68%	7	32%	22
Civil Violation	-	0%	1	100%	1
Total	9,555	31%	21,696	69%	31,251
V Warrant in Debt	1,837	84%	356	16%	2,193
Garnishment	1,421	88%	188	12%	1,609
Unlawful Detainer	189	74%	68	26%	257
Detinue	143	99%	2	1%	145
Admin License	62	78%	17	22%	79
Prelim Prot Order	63	84%	12	16%	75
Protective Order	54	82%	12	18%	66
Impoundment	17	65%	9	35%	26
Abstract	20	80%	5	20%	25
Other	20	80%	5	20%	25
Interrogatory	11	73%	4	27%	15
Overweight	14	100%	-	0%	14
Show Cause	8	67%	4	33%	12
Motion for Judgment	1	20%	4	80%	5
Bond Forfeiture	1	50%	1	50%	2
Counter Claim	2	100%	-	0%	2
Capias	1	100%	-	0%	1
Total	3,864	85%	687	15%	4,551
Total	15,079	40%	23,092	60%	38,171