




2024 Overall GRAND TOTAL		Distribution of Caseload			Change*		Percentage (%) of Caseload		
290,191	-3,255 -1.1%	Adult	149,629	52%	0.7% ▲	+1,008	Adult	50.6%	51.6%
2024 		Juvenile	140,562	48%	-2.9% ▼	-4,263	Juvenile	49.4%	48.4%
2023 		GRAND TOTAL	290,191	100%	-1.1% ▼	-3,255	GRAND TOTAL	100%	100%

Filings by Division & Code

Division	Case Type Description	Code	Summary	Change	% Change	Absolute Change
Adult	Misdemeanor	CM	33,743	▲	+0.1%	+20
	Civil Support	VS	27,198	▼	-0.1%	-34
	Show Cause	SC	26,200	▲	+12.3%	+2,876
	Other	OT	26,121	▼	-4.7%	-1,296
	Family Abuse - Protective Order	FP	11,414	▼	-0.7%	-78
	Felony	CF	11,094	▲	+4.3%	+457
	Capias	CA	8,059	▼	-8.0%	-698
	Remand Support	RS	2,313	▼	-1.1%	-26
	Motion - Protective Order	MP	1,490	▼	-5.5%	-87
	Non-Family Abuse Protective Order	AP	926	▼	-7.9%	-79
	Violation of Protective Order	PV	692	▼	-6.2%	-46
	Protective Order	PC	134	▼	-1.5%	-2
	Restricted License for Non-Support	SL	109	▼	-3.5%	-4
	Bond Forfeiture	BF	57	▼	-16.2%	-11
	Violation Family Abuse Protective Order	PS	55	▲	+48.6%	+18
	Criminal Support	CS	13	▼	-35.0%	-7
	Emergency Custody Order	EC	7	▲	-	+7
	Return of Desposit (Bondsman)	RD	2	▲	-	+2
	Emergency Substantial Risk Order	SR	1	▼	-75.0%	-3
	Mental Commitment	MC	1	↔	-	-
Temporary Detention Order	TD	0	▼	-100.0%	-1	
	Total		149,629	▲	0.7%	+1,008
Juvenile	Custody Visitation	CV	77,367	▼	-5.0%	-4,056
	Misdemeanor	DM	14,997	▲	+5.6%	+791
	Traffic	T	7,014	▼	-5.4%	-401
	Felony	DF	5,100	▼	-8.8%	-494
	Status	ST	3,569	▼	-14.9%	-623
	Abuse and Neglect	AN	3,470	▼	-2.5%	-90
	Remand Custody	RC	3,245	▼	-5.1%	-176
	Remand Visitation	RV	2,997	▼	-0.5%	-14
	Permanency Planning	PH	2,859	▲	+3.3%	+92
	Foster Care Review	FC	2,591	▲	+4.9%	+120
	Paternity	PT	2,424	▼	-1.6%	-39
	Truancy	TR	2,048	▲	+4.4%	+86
	Initial Foster Care	IF	1,531	▲	+10.5%	+146
	Motion - Protective Order	MP	1,371	▲	+16.3%	+192
	Terminate Parental Rights	TP	1,284	▲	+3.0%	+37
	Non-Family Abuse Protective Order	AP	1,099	▲	+6.5%	+67
	Show Cause	SC	1,066	▲	+3.3%	+34
	Special Immigrant Juvenile Status	SI	1,000	▲	+56.5%	+361
	Child In Need of Services	CS	945	▼	-1.2%	-11
	Temporary Detention Order	TD	940	▼	-20.5%	-243
	Civil Violation	CI	609	▲	+5.5%	+32
	Mental Commitment	MC	598	▼	-11.1%	-75
	Voluntary Continuing Services and Support Agree	VA	439	▲	+20.3%	+74
	Other	OT	432	▲	+17.4%	+64
	Emergency Custody Order	EC	414	▼	-21.6%	-114
	Entrustment	ET	260	▲	+32.7%	+64
	Relief of Custody	CR	259	▲	+2.0%	+5
	Capias	CA	241	▼	+2.1%	+5
	Child at Risk	RI	190	▲	+12.4%	+21
	Family Abuse - Protective Order	FP	132	▲	+29.4%	+30
	Emancipation	EP	31	▼	-22.5%	-9

* Compared to same time period as previous year

** Case Type Categories are defined in the 2017 Virginia Judicial Workload Assessment

			Summary	Change	% Change	Absolute Change
Juvenile	Juvenile Support	JS	11	▲	+10.0%	+1
	Restoration of Parental Rights	RR	9	▲	+350.0%	+7
	Violation Family Abuse Protective Order	PS	9	▲	+350.0%	+7
	Protective Order	PC	5	▼	-28.6%	-2
	Qualified Residential Treatment	QR	2	▼	-98.7%	-149
	Restricted Operators License	RL	2	▼	-50.0%	-2
	Violation of Protective Order	PV	2	▼	-33.3%	-1
	Total		140,562	▼	-2.9%	-4,263
GRAND TOTAL			290,191	▼	-1.1%	-3,255

Filings by Major Case Category**

Category			Summary	Change	% Change	Absolute Change
Adult Criminal			69,230	▲	+0.4%	+258
Child Dependency			12,885	▼	+2.5%	+320
Child in Need of Services/Supervision			3,110	▲	+2.8%	+86
Custody and Visitation			79,803	▼	-4.9%	-4,097
Delinquency			21,291	▲	+1.6%	+331
Juvenile Miscellaneous			3,610	▲	-14.7%	-624
New to Workload Study			1,610	▼	+32.0%	+390
Other			37,069	▲	-4.8%	-1,873
Protective Orders			16,432	▲	+0.3%	+45
Support			38,135	▼	+6.5%	+2,312
Traffic			7,016	▼	-5.4%	-403
GRAND TOTAL			290,191	▼	-1.1%	-3,255

* Compared to same time period as previous year
 9/12/2024 1:11:26PM

** Case Type Categories are defined in the 2017 Virginia Judicial Workload Assessment
 Source: SCV-SQL-Information

2024 Overall GRAND TOTAL		Distribution of Caseload			Change*		Percentage (%) of Caseload		
10,073	-641 -6.0%	Adult	5,613	56%	-0.2% ▼	-13	Adult	52.5%	55.7%
2024		Juvenile	4,460	44%	-12.3% ▼	-628	Juvenile	47.5%	44.3%
2023		GRAND TOTAL	10,073	100%	-6.0% ▼	-641	GRAND TOTAL	100%	100%

Filings by Division & Code

Division	Case Type Description	Code	Summary	Change	% Change	Absolute Change	
Adult	Misdemeanor	CM	1,345	▲	+5.7%	+73	
	Show Cause	SC	1,033	▼	-3.3%	-35	
	Civil Support	VS	936	▼	-14.8%	-162	
	Other	OT	865	▲	+15.5%	+116	
	Remand Support	RS	362	▲	+27.5%	+78	
	Family Abuse - Protective Order	FP	335	▼	-5.4%	-19	
	Felony	CF	286	▼	-26.9%	-105	
	Capias	CA	248	▲	-4.2%	-11	
	Non-Family Abuse Protective Order	AP	120	▲	+46.3%	+38	
	Motion - Protective Order	MP	49	↔	-	-	
	Violation Family Abuse Protective Order	PS	19	▲	-	+19	
	Violation of Protective Order	PV	11	▼	-42.1%	-8	
	Restricted License for Non-Support	SL	4	▲	-	+4	
	Protective Order	PC	0	▼	-100.0%	-1	
	Total		5,613	▼	-0.2%	-13	
Juvenile	Custody Visitation	CV	3,063	▼	-15.2%	-550	
	Remand Custody	RC	268	▲	+3.5%	+9	
	Misdemeanor	DM	257	▼	-3.4%	-9	
	Felony	DF	171	▼	-23.0%	-51	
	Remand Visitation	RV	164	▲	+5.8%	+9	
	Truancy	TR	95	▲	+20.3%	+16	
	Traffic	T	92	▲	+35.3%	+24	
	Non-Family Abuse Protective Order	AP	65	▼	-14.5%	-11	
	Paternity	PT	59	▼	-33.0%	-29	
	Other	OT	37	▲	+85.0%	+17	
	Permanency Planning	PH	26	▼	-25.7%	-9	
	Abuse and Neglect	AN	23	▲	+27.8%	+5	
	Show Cause	SC	22	▼	-24.1%	-7	
	Foster Care Review	FC	20	▲	+5.3%	+1	
	Status	ST	15	▲	+36.4%	+4	
	Child In Need of Services	CS	13	▲	+18.2%	+2	
	Relief of Custody	CR	12	▲	+200.0%	+8	
	Mental Commitment	MC	9	▼	-25.0%	-3	
	Motion - Protective Order	MP	9	▼	-30.8%	-4	
	Temporary Detention Order	TD	8	▼	-55.6%	-10	
	Emergency Custody Order	EC	6	▼	-76.0%	-19	
	Initial Foster Care	IF	6	▼	-53.8%	-7	
	Special Immigrant Juvenile Status	SI	6	▲	+20.0%	+1	
	Terminate Parental Rights	TP	4	▼	-75.0%	-12	
	Civil Violation	CI	3	▼	-50.0%	-3	
	Voluntary Continuing Services and Support Agree	VA	3	▲	+50.0%	+1	
	Entrustment	ET	2	▲	-	+2	
	Juvenile Support	JS	1	▲	-	+1	
	Violation Family Abuse Protective Order	PS	1	▲	-	+1	
	Capias	CA	0	▼	-100.0%	-1	
	Family Abuse - Protective Order	FP	0	▼	-100.0%	-4	
		Total		4,460	▼	-12.3%	-628
		GRAND TOTAL		10,073	▼	-6.0%	-641

* Compared to same time period as previous year

** Case Type Categories are defined in the 2017 Virginia Judicial Workload Assessment

Filings by Major Case Category**

Category	Summary	Change	% Change	Absolute Change
Adult Criminal	2,654	▲	-2.1%	-58
Child Dependency	96	▲	-10.3%	-11
Child in Need of Services/Supervision	109	▼	+16.0%	+15
Custody and Visitation	3,122	▼	-15.7%	-580
Delinquency	450	▲	-12.3%	-63
Juvenile Miscellaneous	15	▲	+36.4%	+4
New to Workload Study	9	▼	-18.2%	-2
Other	1,719	▲	+12.9%	+197
Protective Orders	578	▼		0
Support	1,229	▲	-12.0%	-167
Traffic	92	▲	+35.3%	+24
GRAND TOTAL	10,073	▼	-6.0%	-641

* Compared to same time period as previous year
 9/12/2024 1:11:26PM

** Case Type Categories are defined in the 2017 Virginia Judicial Workload Assessment
 Source: SCV-SQL-Information

2024 Overall GRAND TOTAL		Distribution of Caseload			Change*		Percentage (%) of Caseload		
17,985	-71 -0.4%	Adult	8,924	50%	-1.0% ▼	-93	Adult	49.9%	49.6%
2024		Juvenile	9,061	50%	0.2% ▲	+22	Juvenile	50.1%	50.4%
2023		GRAND TOTAL	17,985	100%	-0.4% ▼	-71	GRAND TOTAL	100%	100%

Filings by Division & Code

Division	Case Type Description	Code	Summary	Change	% Change	Absolute Change
Adult	Misdemeanor	CM	1,818	▼	-1.3%	-24
	Civil Support	VS	1,760	▼	-14.8%	-306
	Show Cause	SC	1,611	▲	+22.7%	+298
	Other	OT	1,480	▼	-11.9%	-199
	Remand Support	RS	644	▲	+29.3%	+146
	Family Abuse - Protective Order	FP	598	▼	-8.8%	-58
	Felony	CF	451	▲	+26.7%	+95
	Capias	CA	397	▲	-14.8%	-69
	Motion - Protective Order	MP	90	▲	+13.9%	+11
	Non-Family Abuse Protective Order	AP	34	▼	-2.9%	-1
	Violation of Protective Order	PV	26	▲	+100.0%	+13
	Bond Forfeiture	BF	10	▲	+25.0%	+2
	Restricted License for Non-Support	SL	3	▲	+50.0%	+1
	Mental Commitment	MC	1	↔		-
	Return of Desposit (Bondsman)	RD	1	▲	-	+1
	Criminal Support	CS	0	▼	-100.0%	-1
	Protective Order	PC	0	▼	-100.0%	-1
Violation Family Abuse Protective Order	PS	0	▼	-100.0%	-1	
	Total		8,924	▼	-1.0%	-93
Juvenile	Custody Visitation	CV	4,665	▼	-7.9%	-398
	Remand Visitation	RV	942	▲	+35.2%	+245
	Remand Custody	RC	941	▲	+37.4%	+256
	Misdemeanor	DM	659	▼	-5.5%	-38
	Traffic	T	351	▼	-9.5%	-37
	Felony	DF	246	▼	-28.9%	-100
	Motion - Protective Order	MP	239	▲	+3.5%	+8
	Abuse and Neglect	AN	223	▲	+15.5%	+30
	Paternity	PT	137	▲	+57.5%	+50
	Permanency Planning	PH	108	▲	+10.2%	+10
	Foster Care Review	FC	92	▲	+8.2%	+7
	Show Cause	SC	76	▲	+40.7%	+22
	Status	ST	68	▲	+6.3%	+4
	Non-Family Abuse Protective Order	AP	65	▲	+1.6%	+1
	Truancy	TR	46	▲	+119.0%	+25
	Initial Foster Care	IF	44	▼	-22.8%	-13
	Terminate Parental Rights	TP	36	▼	-51.4%	-38
	Civil Violation	CI	28	▲	+7.7%	+2
	Child In Need of Services	CS	23	▲	+64.3%	+9
	Other	OT	19	▼	-29.6%	-8
	Special Immigrant Juvenile Status	SI	11	▲	-	+11
	Relief of Custody	CR	9	▼	-10.0%	-1
	Capias	CA	8	▲	+14.3%	+1
	Family Abuse - Protective Order	FP	7	▼	-12.5%	-1
	Voluntary Continuing Services and Support Agreem	VA	7	▼	-50.0%	-7
	Emancipation	EP	4	↔		-
	Entrustment	ET	4	▼	-55.6%	-5
	Temporary Detention Order	TD	2	▼	-60.0%	-3
	Mental Commitment	MC	1	▼	-87.5%	-7
	Qualified Residential Treatment	QR	0	▼	-100.0%	-1
	Violation Family Abuse Protective Order	PS	0	▼	-100.0%	-1
	Violation of Protective Order	PV	0	▼	-100.0%	-1
		Total		9,061	▲	0.2%

* Compared to same time period as previous year
 9/12/2024 1:11:26PM

** Case Type Categories are defined in the 2017 Virginia Judicial Workload Assessment
 Source: SCV-SQL-Information

	Summary	Change	% Change	Absolute Change
GRAND TOTAL	17,985	▼	-0.4%	-71

Filings by Major Case Category**

Category	Summary	Change	% Change	Absolute Change
Adult Criminal	3,868	▼	+5.0%	+184
Child Dependency	523	▼	-3.3%	-18
Child in Need of Services/Supervision	88	▲	+76.0%	+38
Custody and Visitation	4,802	▲	-6.8%	-348
Delinquency	970	▼	-11.1%	-121
Juvenile Miscellaneous	72	▲	+5.9%	+4
New to Workload Study	39	▲	+50.0%	+13
Other	4,031	▲	+12.0%	+431
Protective Orders	1,033	▼	-3.7%	-40
Support	2,208	▲	-7.4%	-177
Traffic	351	▼	-9.5%	-37
GRAND TOTAL	17,985	▼	-0.4%	-71

* Compared to same time period as previous year
 9/12/2024 1:11:26PM

** Case Type Categories are defined in the 2017 Virginia Judicial Workload Assessment
 Source: SCV-SQL-Information

2024 Overall GRAND TOTAL		Distribution of Caseload			Change*		Percentage (%) of Caseload		
6,168 -22 -0.4% 		Adult	3,763	61%	-3.2% ▼	-123	Adult	62.8%	61.0%
		Juvenile	2,405	39%	4.4% ▲	+101	Juvenile	37.2%	39.0%
		GRAND TOTAL	6,168	100%	-0.4% ▼	-22	GRAND TOTAL	100%	100%

Filings by Division & Code

Division	Case Type Description	Code	Summary	Change	% Change	Absolute Change	
Adult	Misdemeanor	CM	827	▼	-9.4%	-86	
	Show Cause	SC	814	▲	+28.6%	+181	
	Other	OT	678	▲	-6.6%	-48	
	Civil Support	VS	645	▼	-7.9%	-55	
	Family Abuse - Protective Order	FP	253	▲	+25.9%	+52	
	Capias	CA	234	▲	+12.5%	+26	
	Felony	CF	169	▼	-50.0%	-169	
	Non-Family Abuse Protective Order	AP	54	▼	-20.6%	-14	
	Remand Support	RS	50	▲	+4.2%	+2	
	Motion - Protective Order	MP	29	▼	-35.6%	-16	
	Restricted License for Non-Support	SL	5	▲	+150.0%	+3	
	Violation of Protective Order	PV	4	▲	+100.0%	+2	
	Bond Forfeiture	BF	1	▲	-	+1	
	Protective Order	PC	0	▼	-100.0%	-2	
	Total		3,763	▼	-3.2%	-123	
Juvenile	Custody Visitation	CV	1,745	▲	+2.4%	+41	
	Misdemeanor	DM	186	▲	+23.2%	+35	
	Paternity	PT	74	▲	+12.1%	+8	
	Remand Custody	RC	68	▲	+6.3%	+4	
	Remand Visitation	RV	68	▲	+6.3%	+4	
	Felony	DF	62	▼	-38.6%	-39	
	Non-Family Abuse Protective Order	AP	29	▼	-6.5%	-2	
	Status	ST	28	▲	+27.3%	+6	
	Traffic	T	25	▲	+8.7%	+2	
	Terminate Parental Rights	TP	22	▲	-	+22	
	Permanency Planning	PH	17	▲	+21.4%	+3	
	Family Abuse - Protective Order	FP	14	▲	+366.7%	+11	
	Emergency Custody Order	EC	13	▲	+44.4%	+4	
	Show Cause	SC	10	↔	+66.7%	+4	
	Foster Care Review	FC	8	▼	-11.1%	-1	
	Abuse and Neglect	AN	6	▲	+200.0%	+4	
	Child In Need of Services	CS	6	▲	+50.0%	+2	
	Initial Foster Care	IF	6	▲	+20.0%	+1	
	Mental Commitment	MC	4	↔	-	-	
	Temporary Detention Order	TD	4	▼	-33.3%	-2	
	Civil Violation	CI	2	▲	+100.0%	+1	
	Motion - Protective Order	MP	2	↔	-	-	
	Other	OT	2	▼	-60.0%	-3	
	Voluntary Continuing Services and Support Agreem	VA	2	▼	-50.0%	-2	
	Relief of Custody	CR	1	▼	-50.0%	-1	
	Truancy	TR	1	↔	-	-	
	Juvenile Support	JS	0	▼	-100.0%	-1	
		Total		2,405	▲	4.4%	+101
		GRAND TOTAL		6,168	▼	-0.4%	-22

Filings by Major Case Category**

Category	Summary	Change	% Change	Absolute Change
Adult Criminal	1,752	▲	-8.4%	-161
Child Dependency	62	▲	+72.2%	+26

* Compared to same time period as previous year
 9/12/2024 1:11:26PM

** Case Type Categories are defined in the 2017 Virginia Judicial Workload Assessment
 Source: SCV-SQL-Information

Child in Need of Services/Supervision	7	▼	+16.7%	+1
Custody and Visitation	1,819	▲	+2.8%	+49
Delinquency	258	▲	+0.4%	+1
Juvenile Miscellaneous	28	▲	+27.3%	+6
New to Workload Study	2	▲	+100.0%	+1
Other	887	▲	-4.2%	-39
Protective Orders	381	▲	+8.9%	+31
Support	947	▲	+6.9%	+61
Traffic	25	▲	+8.7%	+2
GRAND TOTAL	6,168	▼	-0.4%	-22

2024 Overall GRAND TOTAL		Distribution of Caseload			Change*		Percentage (%) of Caseload		
11,464 +948 9.0% 		Adult	6,626	58%	8.3% ▲	+505	Adult	58.2%	57.8%
		Juvenile	4,838	42%	10.1% ▲	+443	Juvenile	41.8%	42.2%
GRAND TOTAL		11,464	100%	9.0% ▲	+948	GRAND TOTAL	100%	100%	

Filings by Division & Code

Division	Case Type Description	Code	Summary	Change	% Change	Absolute Change	
Adult	Misdemeanor	CM	1,670	▲	+8.7%	+133	
	Other	OT	1,504	▲	+14.2%	+187	
	Civil Support	VS	1,205	▲	+1.1%	+13	
	Show Cause	SC	922	▲	+22.1%	+167	
	Family Abuse - Protective Order	FP	479	▲	+13.5%	+57	
	Capias	CA	371	▼	+2.5%	+9	
	Felony	CF	332	▼	-11.9%	-45	
	Remand Support	RS	47	▼	-14.5%	-8	
	Non-Family Abuse Protective Order	AP	39	▲	+5.4%	+2	
	Motion - Protective Order	MP	28	▼	-30.0%	-12	
	Protective Order	PC	18	▲	+100.0%	+9	
	Violation of Protective Order	PV	10	▼	-37.5%	-6	
	Violation Family Abuse Protective Order	PS	1	▲	-	+1	
	Bond Forfeiture	BF	0	▼	-100.0%	-1	
Criminal Support	CS	0	▼	-100.0%	-1		
Total			6,626	▲	8.3%	+505	
Juvenile	Custody Visitation	CV	2,736	▲	+10.1%	+251	
	Misdemeanor	DM	441	▲	+30.9%	+104	
	Abuse and Neglect	AN	234	▲	+42.7%	+70	
	Felony	DF	183	▼	-37.8%	-111	
	Permanency Planning	PH	135	▼	-2.2%	-3	
	Mental Commitment	MC	117	▲	+18.2%	+18	
	Foster Care Review	FC	113	▲	+31.4%	+27	
	Status	ST	96	▲	-20.7%	-25	
	Paternity	PT	93	▲	+10.7%	+9	
	Non-Family Abuse Protective Order	AP	91	▲	+51.7%	+31	
	Initial Foster Care	IF	82	▲	+10.8%	+8	
	Remand Custody	RC	73	▼	-9.9%	-8	
	Remand Visitation	RV	73	▼	-12.0%	-10	
	Other	OT	65	▲	+58.5%	+24	
	Traffic	T	63	▲	+21.2%	+11	
	Terminate Parental Rights	TP	42	▼	-6.7%	-3	
	Show Cause	SC	38	▲	+15.2%	+5	
	Child In Need of Services	CS	32	▲	+68.4%	+13	
	Emergency Custody Order	EC	31	▲	+72.2%	+13	
	Motion - Protective Order	MP	31	▲	+19.2%	+5	
	Relief of Custody	CR	25	▲	+25.0%	+5	
	Temporary Detention Order	TD	17	▼	-15.0%	-3	
	Family Abuse - Protective Order	FP	8	▲	+33.3%	+2	
	Voluntary Continuing Services and Support Agree	VA	8	▲	+14.3%	+1	
	Special Immigrant Juvenile Status	SI	5	▲	-	+5	
	Capias	CA	2	▲	-	+2	
	Emancipation	EP	2	↔	-	-	
	Truancy	TR	2	▲	-	+2	
	Total			4,838	▲	10.1%	+443
	GRAND TOTAL			11,464	▲	9.0%	+948

* Compared to same time period as previous year
 9/12/2024 1:11:26PM

** Case Type Categories are defined in the 2017 Virginia Judicial Workload Assessment
 Source: SCV-SQL-Information

Filings by Major Case Category**

Category	Summary	Change	% Change	Absolute Change
Adult Criminal	2,991	▲	+7.4%	+207
Child Dependency	639	▲	+19.7%	+105
Child in Need of Services/Supervision	52	▲	+57.6%	+19
Custody and Visitation	2,829	▲	+10.1%	+260
Delinquency	646	▲	-0.6%	-4
Juvenile Miscellaneous	98	▲	-20.3%	-25
New to Workload Study	5	▲	-	+5
Other	1,927	▲	+12.4%	+213
Protective Orders	676	▲	+14.4%	+85
Support	1,538	▼	+4.9%	+72
Traffic	63	▲	+21.2%	+11
GRAND TOTAL	11,464	▲	9.0%	+948

* Compared to same time period as previous year
 9/12/2024 1:11:26PM

** Case Type Categories are defined in the 2017 Virginia Judicial Workload Assessment
 Source: SCV-SQL-Information

2024 Overall GRAND TOTAL		Distribution of Caseload		Change*		Percentage (%) of Caseload		
739	-15 -2.0%	Adult	400 54%	1.3% ▲	+5	Adult	52.4%	54.1%
2024		Juvenile	339 46%	-5.6% ▼	-20	Juvenile	47.6%	45.9%
2023		GRAND TOTAL	739 100%	-2.0% ▼	-15	GRAND TOTAL	100%	100%

Filings by Division & Code

Division	Case Type Description	Code	Summary	Change	% Change	Absolute Change	
Adult	Misdemeanor	CM	131	▲	+11.0%	+13	
	Other	OT	84	▲	+7.7%	+6	
	Show Cause	SC	50	▲	-10.7%	-6	
	Felony	CF	46	▲	+64.3%	+18	
	Civil Support	VS	42	▼	-37.3%	-25	
	Capias	CA	25	▲	+31.6%	+6	
	Family Abuse - Protective Order	FP	15	▼	-25.0%	-5	
	Remand Support	RS	4	▲	+100.0%	+2	
	Motion - Protective Order	MP	1	▼	-75.0%	-3	
	Non-Family Abuse Protective Order	AP	1	↔		-	
	Violation of Protective Order	PV	1	▲	-	+1	
	Violation Family Abuse Protective Order	PS	0	▼	-100.0%	-2	
		Total		400	▲	1.3%	+5
Juvenile	Custody Visitation	CV	137	▼	-30.8%	-61	
	Misdemeanor	DM	68	▲	+36.0%	+18	
	Status	ST	23	▲	+2,200.0%	+22	
	Truancy	TR	20	▲	+400.0%	+16	
	Abuse and Neglect	AN	11	▼	-52.2%	-12	
	Permanency Planning	PH	11	↔		-	
	Felony	DF	10	▼	-28.6%	-4	
	Foster Care Review	FC	9	▼	-18.2%	-2	
	Terminate Parental Rights	TP	8	▲	+300.0%	+6	
	Civil Violation	CI	7	▲	+600.0%	+6	
	Traffic	T	6	▼	-57.1%	-8	
	Remand Custody	RC	5	▼	-16.7%	-1	
	Remand Visitation	RV	5	↔		-	
	Non-Family Abuse Protective Order	AP	4	▲	+300.0%	+3	
	Paternity	PT	3	▼	-25.0%	-1	
	Child In Need of Services	CS	2	▲	-	+2	
	Emergency Custody Order	EC	2	↔		-	
	Show Cause	SC	2	▲		-	
	Temporary Detention Order	TD	2	▼	-60.0%	-3	
	Initial Foster Care	IF	1	▼	-50.0%	-1	
	Other	OT	1	▲	-	+1	
	Relief of Custody	CR	1	▲	-	+1	
	Voluntary Continuing Services and Support Agree	VA	1	↔		-	
	Family Abuse - Protective Order	FP	0	▼	-100.0%	-1	
	Qualified Residential Treatment	QR	0	▼	-100.0%	-1	
		Total		339	▼	-5.6%	-20
	GRAND TOTAL			739	▼	-2.0%	-15

Filings by Major Case Category**

Category	Summary	Change	% Change	Absolute Change
Adult Criminal	242	▲	+11.5%	+25
Child Dependency	42	▲	-17.6%	-9
Child in Need of Services/Supervision	24	▲	+500.0%	+20
Custody and Visitation	140	▼	-30.7%	-62
Delinquency	78	▼	+18.2%	+12

* Compared to same time period as previous year
 9/12/2024 1:11:26PM

** Case Type Categories are defined in the 2017 Virginia Judicial Workload Assessment
 Source: SCV-SQL-Information

Juvenile Miscellaneous	23	▲	+2,200.0%	+22
New to Workload Study	7	▲	+600.0%	+6
Other	103	▲	+5.1%	+5
Protective Orders	21	▲	-22.2%	-6
Support	53	▲	-27.4%	-20
Traffic	6	▼	-57.1%	-8
GRAND TOTAL	739	▼	-2.0%	-15

2024 Overall GRAND TOTAL		Distribution of Caseload			Change*		Percentage (%) of Caseload		
1,246 +40 3.3% 		Adult	695	56%	11.2% ▲	+70	Adult	51.8%	55.8%
		Juvenile	551	44%	-5.2% ▼	-30	Juvenile	48.2%	44.2%
GRAND TOTAL		GRAND TOTAL	1,246	100%	3.3% ▲	+40	GRAND TOTAL	100%	100%

Filings by Division & Code

Division	Case Type Description	Code	Summary	Change	% Change	Absolute Change
Adult	Misdemeanor	CM	138	▼	-14.8%	-24
	Show Cause	SC	137	▲	+25.7%	+28
	Civil Support	VS	128	▲	+3.2%	+4
	Other	OT	94	▲	+27.0%	+20
	Family Abuse - Protective Order	FP	66	▲	+46.7%	+21
	Felony	CF	45	▼	-8.2%	-4
	Capias	CA	43	▲	+7.5%	+3
	Remand Support	RS	21	▲	+90.9%	+10
	Motion - Protective Order	MP	14	▲	+55.6%	+5
	Non-Family Abuse Protective Order	AP	7	▲	+250.0%	+5
	Violation Family Abuse Protective Order	PS	2	▲	-	+2
Total			695	▲	11.2%	+70
Juvenile	Custody Visitation	CV	357	▼	-12.1%	-49
	Misdemeanor	DM	30	▼	-18.9%	-7
	Remand Custody	RC	30	▲	+36.4%	+8
	Remand Visitation	RV	29	▲	+31.8%	+7
	Traffic	T	26	↔	-	-
	Truancy	TR	15	▲	+36.4%	+4
	Paternity	PT	14	▲	+100.0%	+7
	Felony	DF	9	↔	-	-
	Foster Care Review	FC	6	▲	+100.0%	+3
	Permanency Planning	PH	6	▼	-14.3%	-1
	Abuse and Neglect	AN	5	▲	+150.0%	+3
	Temporary Detention Order	TD	5	▼	-37.5%	-3
	Terminate Parental Rights	TP	4	▲	+100.0%	+2
	Initial Foster Care	IF	3	▲	+50.0%	+1
	Show Cause	SC	3	▲	+200.0%	+2
	Voluntary Continuing Services and Support Agree	VA	3	▲	-	+3
	Emergency Custody Order	EC	2	▲	-	+2
	Status	ST	2	▼	-80.0%	-8
	Non-Family Abuse Protective Order	AP	1	▼	-50.0%	-1
	Relief of Custody	CR	1	▼	-50.0%	-1
	Capias	CA	0	▼	-100.0%	-1
Child In Need of Services	CS	0	▼	-100.0%	-1	
Total			551	▼	-5.2%	-30
GRAND TOTAL			1,246	▲	3.3%	+40

Filings by Major Case Category**

Category	Summary	Change	% Change	Absolute Change
Adult Criminal	322	▲	-1.5%	-5
Child Dependency	28	▲	+55.6%	+10
Child in Need of Services/Supervision	15	▼	+25.0%	+3
Custody and Visitation	371	▲	-10.2%	-42
Delinquency	42	▲	-12.5%	-6
Juvenile Miscellaneous	2	▼	-80.0%	-8
Other	181	▲	+32.1%	+44
Protective Orders	88	▲	+51.7%	+30
Support	171	▲	+8.9%	+14

* Compared to same time period as previous year
 9/12/2024 1:11:26PM

** Case Type Categories are defined in the 2017 Virginia Judicial Workload Assessment
 Source: SCV-SQL-Information

Traffic	26	↔		0
GRAND TOTAL	1,246	▲	3.3%	+40

2024 Overall GRAND TOTAL		Distribution of Caseload		Change*		Percentage (%) of Caseload		
619	-41 -6.2%	Adult	346 56%	-4.7% ▼	-17	Adult	2023 55.0%	2024 55.9%
2024		Juvenile	273 44%	-8.1% ▼	-24	Juvenile	45.0%	44.1%
2023		GRAND TOTAL	619 100%	-6.2% ▼	-41	GRAND TOTAL	100%	100%

Filings by Division & Code

Division	Case Type Description	Code	Summary	Change	% Change	Absolute Change
Adult	Misdemeanor	CM	71	▼	-7.8%	-6
	Other	OT	62	▲	+8.8%	+5
	Civil Support	VS	59	▼	-9.2%	-6
	Show Cause	SC	58	▲	-10.8%	-7
	Felony	CF	30	↔		-
	Family Abuse - Protective Order	FP	26	▲	+4.0%	+1
	Remand Support	RS	15	▲	+50.0%	+5
	Capias	CA	14	▼	-41.7%	-10
	Motion - Protective Order	MP	6	▲	+500.0%	+5
	Violation of Protective Order	PV	4	▼	-20.0%	-1
	Non-Family Abuse Protective Order	AP	1	▲	-	+1
	Violation Family Abuse Protective Order	PS	0	▼	-100.0%	-4
	Total			346	▼	-4.7%
Juvenile	Custody Visitation	CV	136	▼	-23.2%	-41
	Remand Custody	RC	29	▲	+141.7%	+17
	Remand Visitation	RV	29	▲	+141.7%	+17
	Misdemeanor	DM	28	▼	-3.4%	-1
	Traffic	T	20	▼	-28.6%	-8
	Temporary Detention Order	TD	6	↔		-
	Emergency Custody Order	EC	4	▲	+33.3%	+1
	Family Abuse - Protective Order	FP	3	▲	-	+3
	Foster Care Review	FC	3	▲	-	+3
	Non-Family Abuse Protective Order	AP	3	▲	+50.0%	+1
	Other	OT	3	▲	+50.0%	+1
	Paternity	PT	2	▼	-50.0%	-2
	Abuse and Neglect	AN	1	▼	-88.9%	-8
	Felony	DF	1	▼	-87.5%	-7
	Initial Foster Care	IF	1	↔		-
	Permanency Planning	PH	1	▲	-	+1
	Restoration of Parental Rights	RR	1	▲	-	+1
	Show Cause	SC	1	▲	-	+1
	Status	ST	1	▲	-	+1
	Child In Need of Services	CS	0	▼	-100.0%	-1
	Civil Violation	CI	0	▼	-100.0%	-1
	Motion - Protective Order	MP	0	▼	-100.0%	-1
	Relief of Custody	CR	0	▼	-100.0%	-1
Total			273	▼	-8.1%	-24
GRAND TOTAL			619	▼	-6.2%	-41

Filings by Major Case Category**

Category	Summary	Change	% Change	Absolute Change
Adult Criminal	163	▼	-18.5%	-37
Child Dependency	6	▲	-45.5%	-5
Child in Need of Services/Supervision	0	▼	-100.0%	-1
Custody and Visitation	138	▼	-23.8%	-43
Delinquency	30	▲	-18.9%	-7
Juvenile Miscellaneous	1	▲	-	+1
New to Workload Study	0	▼	-100.0%	-1

* Compared to same time period as previous year
 9/12/2024 1:11:26PM

** Case Type Categories are defined in the 2017 Virginia Judicial Workload Assessment
 Source: SCV-SQL-Information

Other	149	▲	+46.1%	+47
Protective Orders	39	▲	+34.5%	+10
Support	73	▲	+4.3%	+3
Traffic	20	▼	-28.6%	-8
GRAND TOTAL	619	▼	-6.2%	-41

2024 Overall GRAND TOTAL		Distribution of Caseload			Change*		Percentage (%) of Caseload		
3,940	-1,245 -24.0%	Adult	2,253	57%	-18.7% ▼	-518	Adult	53.4%	57.2%
2024		Juvenile	1,687	43%	-30.1% ▼	-727	Juvenile	46.6%	42.8%
2023		GRAND TOTAL	3,940	100%	-24.0% ▼	-1,245	GRAND TOTAL	100%	100%

Filings by Division & Code

Division	Case Type Description	Code	Summary	Change	% Change	Absolute Change	
Adult	Show Cause	SC	525	▲	+10.5%	+50	
	Civil Support	VS	517	▼	-0.8%	-4	
	Misdemeanor	CM	391	▼	-21.8%	-109	
	Other	OT	346	▼	-43.4%	-265	
	Family Abuse - Protective Order	FP	171	▼	-4.5%	-8	
	Felony	CF	115	▼	-8.7%	-11	
	Capias	CA	89	▼	-21.9%	-25	
	Remand Support	RS	70	▼	-67.7%	-147	
	Motion - Protective Order	MP	18	▲	+50.0%	+6	
	Non-Family Abuse Protective Order	AP	4	▼	-73.3%	-11	
	Violation of Protective Order	PV	4	▲	-	+4	
	Restricted License for Non-Support	SL	3	▲	+200.0%	+2	
	Total			2,253	▼	-18.7%	-518
Juvenile	Custody Visitation	CV	1,019	▼	-5.0%	-54	
	Misdemeanor	DM	142	▼	-30.7%	-63	
	Remand Visitation	RV	104	▼	-61.0%	-163	
	Remand Custody	RC	101	▼	-63.0%	-172	
	Status	ST	55	▼	-9.8%	-6	
	Felony	DF	35	▼	-72.4%	-92	
	Traffic	T	32	↔	-	-	
	Non-Family Abuse Protective Order	AP	29	▲	+20.8%	+5	
	Emergency Custody Order	EC	27	▼	-75.9%	-85	
	Paternity	PT	23	▼	-8.0%	-2	
	Temporary Detention Order	TD	22	▼	-81.4%	-96	
	Foster Care Review	FC	19	▲	+216.7%	+13	
	Initial Foster Care	IF	17	▲	+325.0%	+13	
	Permanency Planning	PH	15	▼	-16.7%	-3	
	Abuse and Neglect	AN	11	▲	+450.0%	+9	
	Other	OT	9	▼	-70.0%	-21	
	Show Cause	SC	6	▲	-	+6	
	Capias	CA	5	↔	-	-	
	Relief of Custody	CR	4	▲	+100.0%	+2	
	Terminate Parental Rights	TP	4	▼	-60.0%	-6	
	Mental Commitment	MC	3	▼	-57.1%	-4	
	Child In Need of Services	CS	2	▲	-	+2	
	Family Abuse - Protective Order	FP	2	↔	-	-	
	Civil Violation	CI	1	▲	-	+1	
	Child at Risk	RI	0	▼	-100.0%	-4	
	Voluntary Continuing Services and Support Agreem	VA	0	▼	-100.0%	-7	
	Total			1,687	▼	-30.1%	-727
	GRAND TOTAL			3,940	▼	-24.0%	-1,245

Filings by Major Case Category**

Category	Summary	Change	% Change	Absolute Change
Adult Criminal	937	▲	-11.6%	-123
Child Dependency	70	▲	+32.1%	+17
Child in Need of Services/Supervision	4	▲	-	+4
Custody and Visitation	1,042	▼	-5.1%	-56
Delinquency	186	▲	-44.8%	-151

* Compared to same time period as previous year
 9/12/2024 1:11:26PM

** Case Type Categories are defined in the 2017 Virginia Judicial Workload Assessment
 Source: SCV-SQL-Information

CPSS - JCMS CASELOAD STATISTICS OF THE JUVENILE & DOMESTIC RELATIONS DISTRICT COURTS
 January 2024 thru August 2024 Filings (Compared to January 2023 thru August 2023)

Juvenile Miscellaneous	55	▼	-9.8%	-6
New to Workload Study	1	▲	-	+1
Other	682	▼	-58.3%	-953
Protective Orders	224	▼	-3.4%	-8
Support	707	▲	+4.4%	+30
Traffic	32	↔		0
GRAND TOTAL	3,940	▼	-24.0%	-1,245

2024 Overall GRAND TOTAL		Distribution of Caseload			Change*		Percentage (%) of Caseload		
568	-10 -1.7%	Adult	289	51%	0.0%	0	Adult	50.0%	50.9%
		Juvenile	279	49%	-3.5%	-10	Juvenile	50.0%	49.1%
		GRAND TOTAL	568	100%	-1.7%	-10	GRAND TOTAL	100%	100%

Filings by Division & Code

Division	Case Type Description	Code	Summary	Change	% Change	Absolute Change
Adult	Other	OT	65	▲	+30.0%	+15
	Civil Support	VS	59	↔		-
	Misdemeanor	CM	53	▼	-1.9%	-1
	Show Cause	SC	39	▼	-18.8%	-9
	Felony	CF	23	▲	+35.3%	+6
	Family Abuse - Protective Order	FP	21	▼	-47.5%	-19
	Capias	CA	19	▼	+5.6%	+1
	Non-Family Abuse Protective Order	AP	5	▲	-	+5
	Motion - Protective Order	MP	2	▼	-33.3%	-1
	Emergency Substantial Risk Order	SR	1	▲	-	+1
	Restricted License for Non-Support	SL	1	▲	-	+1
	Violation of Protective Order	PV	1	▲	-	+1
		Total		289		0.0%
Juvenile	Custody Visitation	CV	141	▲	+0.7%	+1
	Misdemeanor	DM	35	▼	-40.7%	-24
	Traffic	T	25	▼	-46.8%	-22
	Abuse and Neglect	AN	24	▲	+166.7%	+15
	Felony	DF	22	▲	+450.0%	+18
	Non-Family Abuse Protective Order	AP	6	▲	+200.0%	+4
	Foster Care Review	FC	5	▲	+400.0%	+4
	Paternity	PT	5	▲	+66.7%	+2
	Permanency Planning	PH	4	▲	+33.3%	+1
	Show Cause	SC	3	▼	-57.1%	-4
	Initial Foster Care	IF	2	↔		-
	Terminate Parental Rights	TP	2	↔		-
	Civil Violation	CI	1	▼	-50.0%	-1
	Emergency Custody Order	EC	1	▲	-	+1
	Remand Custody	RC	1	▼	-50.0%	-1
	Remand Visitation	RV	1	▼	-50.0%	-1
	Truancy	TR	1	▲	-	+1
	Capias	CA	0	▼	-100.0%	-1
	Child at Risk	RI	0	▼	-100.0%	-1
	Other	OT	0	▼	-100.0%	-1
Relief of Custody	CR	0	▼	-100.0%	-1	
	Total		279	▼	-3.5%	-10
GRAND TOTAL			568	▼	-1.7%	-10

Filings by Major Case Category**

Category	Summary	Change	% Change	Absolute Change
Adult Criminal	113	▲	-3.4%	-4
Child Dependency	37	▲	+94.7%	+18
Child in Need of Services/Supervision	1	▲		0
Custody and Visitation	146	▲	+2.1%	+3
Delinquency	60	▲	-14.3%	-10
New to Workload Study	2	▲		0
Other	68	▲	+23.6%	+13
Protective Orders	34	▲	-24.4%	-11
Support	82	▲	+3.8%	+3

* Compared to same time period as previous year
 9/12/2024 1:11:26PM

** Case Type Categories are defined in the 2017 Virginia Judicial Workload Assessment
 Source: SCV-SQL-Information

CPSS - JCMS CASELOAD STATISTICS OF THE JUVENILE & DOMESTIC RELATIONS DISTRICT COURTS
January 2024 thru August 2024 Filings (Compared to January 2023 thru August 2023)

Brunswick

District: 6 FIPS: 025

Traffic	25	▼	-46.8%	-22
GRAND TOTAL	568	▼	-1.7%	-10

2024 Overall GRAND TOTAL	Distribution of Caseload	Change*	Percentage (%) of Caseload																											
441 +2 0.5% 	<table border="1"> <tr> <td>Adult</td> <td>251</td> <td>57%</td> <td>15.1% ▲</td> <td>+33</td> </tr> <tr> <td>Juvenile</td> <td>190</td> <td>43%</td> <td>-14.0% ▼</td> <td>-31</td> </tr> <tr> <td>GRAND TOTAL</td> <td>441</td> <td>100%</td> <td>0.5% ▲</td> <td>+2</td> </tr> </table>	Adult	251	57%	15.1% ▲	+33	Juvenile	190	43%	-14.0% ▼	-31	GRAND TOTAL	441	100%	0.5% ▲	+2		<table border="1"> <tr> <td></td> <td>2023</td> <td>2024</td> </tr> <tr> <td>Adult</td> <td>49.7%</td> <td>56.9%</td> </tr> <tr> <td>Juvenile</td> <td>50.3%</td> <td>43.1%</td> </tr> <tr> <td>GRAND TOTAL</td> <td>100%</td> <td>100%</td> </tr> </table>		2023	2024	Adult	49.7%	56.9%	Juvenile	50.3%	43.1%	GRAND TOTAL	100%	100%
Adult	251	57%	15.1% ▲	+33																										
Juvenile	190	43%	-14.0% ▼	-31																										
GRAND TOTAL	441	100%	0.5% ▲	+2																										
	2023	2024																												
Adult	49.7%	56.9%																												
Juvenile	50.3%	43.1%																												
GRAND TOTAL	100%	100%																												

Filings by Division & Code

Division	Case Type Description	Code	Summary	Change	% Change	Absolute Change
Adult	Misdemeanor	CM	73	▲	+40.4%	+21
	Show Cause	SC	48	▲	+33.3%	+12
	Other	OT	39	▼	+11.4%	+4
	Civil Support	VS	30	▼	-28.6%	-12
	Felony	CF	19	↔		-
	Capias	CA	18	▼	-5.3%	-1
	Family Abuse - Protective Order	FP	16	▲	+45.5%	+5
	Non-Family Abuse Protective Order	AP	6	▲	+200.0%	+4
	Motion - Protective Order	MP	2	▲	-	+2
	Restricted License for Non-Support	SL	0	▼	-100.0%	-1
	Violation Family Abuse Protective Order	PS	0	▼	-100.0%	-1
	Total		251	▲	15.1%	+33
Juvenile	Custody Visitation	CV	61	▼	-43.5%	-47
	Misdemeanor	DM	39	▼	-11.4%	-5
	Status	ST	13	▲	-	+13
	Terminate Parental Rights	TP	12	▲	-	+12
	Traffic	T	12	▼	-29.4%	-5
	Felony	DF	11	▼	-26.7%	-4
	Abuse and Neglect	AN	8	▲	+60.0%	+3
	Permanency Planning	PH	6	▼	-14.3%	-1
	Foster Care Review	FC	5	↔		-
	Paternity	PT	5	▲	+66.7%	+2
	Child In Need of Services	CS	4	▲	-	+4
	Initial Foster Care	IF	4	▼	-55.6%	-5
	Capias	CA	3	▲	+200.0%	+2
	Voluntary Continuing Services and Support Agree	VA	3	▲	+50.0%	+1
	Civil Violation	CI	1	▲	-	+1
	Mental Commitment	MC	1	▲	-	+1
	Remand Custody	RC	1	▲	-	+1
	Temporary Detention Order	TD	1	↔		-
	Show Cause	SC	0	▼	-100.0%	-2
	Truancy	TR	0	▼	-100.0%	-2
	Total		190	▼	-14.0%	-31
	GRAND TOTAL		441	▲	0.5%	+2

Filings by Major Case Category**

Category	Summary	Change	% Change	Absolute Change
Adult Criminal	134	▼	+28.8%	+30
Child Dependency	38	▲	+35.7%	+10
Child in Need of Services/Supervision	4	▲	+100.0%	+2
Custody and Visitation	66	▲	-40.5%	-45
Delinquency	53	▲	-14.5%	-9
Juvenile Miscellaneous	13	▲	-	+13
New to Workload Study	1	▲	-	+1
Other	42	▲	+16.7%	+6
Protective Orders	24	▲	+84.6%	+11
Support	54	▼	-18.2%	-12

* Compared to same time period as previous year
 9/12/2024 1:11:26PM

** Case Type Categories are defined in the 2017 Virginia Judicial Workload Assessment
 Source: SCV-SQL-Information

Traffic		12	▼	-29.4%	-5
	GRAND TOTAL	441	▲	0.5%	+2

2024 Overall GRAND TOTAL		Distribution of Caseload		Change*		Percentage (%) of Caseload		
344 +7 2.1% 	Adult	190	55%	46.2% ▲	+60	Adult	38.6%	55.2%
	Juvenile	154	45%	-25.6% ▼	-53	Juvenile	61.4%	44.8%
GRAND TOTAL		344	100%	2.1% ▲	+7	GRAND TOTAL	100%	100%

Filings by Division & Code

Division	Case Type Description	Code	Summary	Change	% Change	Absolute Change
Adult	Other	OT	49	▲	+96.0%	+24
	Misdemeanor	CM	43	▲	+168.8%	+27
	Show Cause	SC	31	▲	+29.2%	+7
	Civil Support	VS	29	▼	-12.1%	-4
	Felony	CF	18	▲	+200.0%	+12
	Capias	CA	11	▼	-45.0%	-9
	Family Abuse - Protective Order	FP	8	▲	+60.0%	+3
	Restricted License for Non-Support	SL	1	↔		-
Total			190	▲	46.2%	+60
Juvenile	Custody Visitation	CV	65	▼	-26.1%	-23
	Misdemeanor	DM	34	▲	+6.3%	+2
	Traffic	T	11	▼	-31.3%	-5
	Foster Care Review	FC	9	▼	-10.0%	-1
	Felony	DF	8	▼	-46.7%	-7
	Emergency Custody Order	EC	4	▼	-60.0%	-6
	Permanency Planning	PH	4	▲	+33.3%	+1
	Status	ST	4	▲	+100.0%	+2
	Child In Need of Services	CS	3	↔		-
	Temporary Detention Order	TD	3	▼	-50.0%	-3
	Non-Family Abuse Protective Order	AP	2	▲	-	+2
	Show Cause	SC	2	▲	-	+2
	Initial Foster Care	IF	1	↔		-
	Other	OT	1	▲	-	+1
	Paternity	PT	1	▼	-75.0%	-3
	Remand Visitation	RV	1	▲	-	+1
	Special Immigrant Juvenile Status	SI	1	▲	-	+1
	Abuse and Neglect	AN	0	▼	-100.0%	-3
	Qualified Residential Treatment	QR	0	▼	-100.0%	-1
	Terminate Parental Rights	TP	0	▼	-100.0%	-12
Truancy	TR	0	▼	-100.0%	-1	
Total			154	▼	-25.6%	-53
GRAND TOTAL			344	▲	2.1%	+7

Filings by Major Case Category**

Category	Summary	Change	% Change	Absolute Change	
Adult Criminal	93	▲	+72.2%	+39	
Child Dependency	14	▼	-53.3%	-16	
Child in Need of Services/Supervision	3	▼	-25.0%	-1	
Custody and Visitation	66	▼	-28.3%	-26	
Delinquency	44	▲	-6.4%	-3	
Juvenile Miscellaneous	5	▲	+150.0%	+3	
New to Workload Study	1	▲	-	+1	
Other	57	▲	+39.0%	+16	
Protective Orders	10	▲	+100.0%	+5	
Support	40	▼	-13.0%	-6	
Traffic	11	▼	-31.3%	-5	
GRAND TOTAL		344	▲	2.1%	+7

* Compared to same time period as previous year
 9/12/2024 1:11:26PM

** Case Type Categories are defined in the 2017 Virginia Judicial Workload Assessment
 Source: SCV-SQL-Information

2024 Overall GRAND TOTAL		Distribution of Caseload			Change*		Percentage (%) of Caseload			
1,455	-300 -17.1%	Adult	765	53%	-12.4%	▼	-108	Adult	49.7%	52.6%
2024		Juvenile	690	47%	-21.8%	▼	-192	Juvenile	50.3%	47.4%
2023		GRAND TOTAL	1,455	100%	-17.1%	▼	-300	GRAND TOTAL	100%	100%

Filings by Division & Code

Division	Case Type Description	Code	Summary	Change	% Change	Absolute Change	
Adult	Civil Support	VS	159	↔		-	
	Misdemeanor	CM	153	▼	-21.1%	-41	
	Show Cause	SC	123	▼	-33.2%	-61	
	Other	OT	101	▼	-5.6%	-6	
	Family Abuse - Protective Order	FP	88	▲	+4.8%	+4	
	Felony	CF	68	▲	+33.3%	+17	
	Capias	CA	49	▼	-31.0%	-22	
	Motion - Protective Order	MP	13	▲	+62.5%	+5	
	Violation of Protective Order	PV	6	▲	+500.0%	+5	
	Non-Family Abuse Protective Order	AP	2	▼	-66.7%	-4	
	Violation Family Abuse Protective Order	PS	2	▲	-	+2	
	Bond Forfeiture	BF	1	▲	-	+1	
	Emergency Substantial Risk Order	SR	0	▼	-100.0%	-4	
	Protective Order	PC	0	▼	-100.0%	-1	
	Remand Support	RS	0	▼	-100.0%	-2	
Restricted License for Non-Support	SL	0	▼	-100.0%	-1		
	Total		765	▼	-12.4%	-108	
Juvenile	Custody Visitation	CV	359	▼	-33.0%	-177	
	Misdemeanor	DM	95	↔		-	
	Felony	DF	41	▲	+57.7%	+15	
	Foster Care Review	FC	36	▲	+56.5%	+13	
	Traffic	T	30	▲	+3.4%	+1	
	Abuse and Neglect	AN	18	▼	-47.1%	-16	
	Permanency Planning	PH	14	▲	+7.7%	+1	
	Show Cause	SC	14	▲	+40.0%	+4	
	Non-Family Abuse Protective Order	AP	11	↔		-	
	Initial Foster Care	IF	10	▼	-37.5%	-6	
	Truancy	TR	10	▲	+11.1%	+1	
	Emergency Custody Order	EC	9	▲	+12.5%	+1	
	Status	ST	8	▼	-20.0%	-2	
	Temporary Detention Order	TD	7	▲	+16.7%	+1	
	Paternity	PT	6	↔		-	
	Terminate Parental Rights	TP	6	▼	-75.0%	-18	
	Mental Commitment	MC	4	▲	+33.3%	+1	
	Capias	CA	3	▲	-	+3	
	Remand Custody	RC	2	▼	-33.3%	-1	
	Remand Visitation	RV	2	▼	-33.3%	-1	
	Voluntary Continuing Services and Support Agreem	VA	2	▲	+100.0%	+1	
	Civil Violation	CI	1	▼	-80.0%	-4	
	Other	OT	1	▲	-	+1	
	Relief of Custody	CR	1	▼	-50.0%	-1	
	Child In Need of Services	CS	0	▼	-100.0%	-1	
	Motion - Protective Order	MP	0	▼	-100.0%	-2	
	Qualified Residential Treatment	QR	0	▼	-100.0%	-3	
	Special Immigrant Juvenile Status	SI	0	▼	-100.0%	-3	
		Total		690	▼	-21.8%	-192
		GRAND TOTAL		1,455	▼	-17.1%	-300

Filings by Major Case Category**

Category	Summary	Change	% Change	Absolute Change
Adult Criminal	352	▲	-17.2%	-73
Child Dependency	87	▼	-25.0%	-29
Child in Need of Services/Supervision	15	▲	+50.0%	+5
Custody and Visitation	365	▼	-32.7%	-177
Delinquency	148	▲	+13.0%	+17
Juvenile Miscellaneous	8	▼	-20.0%	-2
New to Workload Study	1	▼	-91.7%	-11
Other	126	▲	-4.5%	-6
Protective Orders	114	▼	+2.7%	+3
Support	209	▼	-11.8%	-28
Traffic	30	▲	+3.4%	+1
GRAND TOTAL	1,455	▼	-17.1%	-300

2024 Overall GRAND TOTAL		Distribution of Caseload		Change*		Percentage (%) of Caseload			
1,275 +76 6.3% 	2024 2023	Adult	597	47%	0.0%	0	Adult	49.8%	46.8%
		Juvenile	678	53%	12.6% ▲	+76	Juvenile	50.2%	53.2%
GRAND TOTAL		1,275	100%	6.3% ▲	+76	GRAND TOTAL	100%	100%	

Filings by Division & Code

Division	Case Type Description	Code	Summary	Change	% Change	Absolute Change
Adult	Misdemeanor	CM	194	▲	+30.2%	+45
	Civil Support	VS	136	▲	+0.7%	+1
	Family Abuse - Protective Order	FP	91	▲	+40.0%	+26
	Show Cause	SC	65	▲	-17.7%	-14
	Felony	CF	50	▲	+47.1%	+16
	Capias	CA	24	▼	-40.0%	-16
	Other	OT	19	▼	-76.5%	-62
	Motion - Protective Order	MP	10	▲	+11.1%	+1
	Non-Family Abuse Protective Order	AP	5	▲	+66.7%	+2
	Remand Support	RS	3	▲	-	+3
	Protective Order	PC	0	▼	-100.0%	-2
Total			597		0.0%	0
Juvenile	Custody Visitation	CV	394	▲	+3.4%	+13
	Misdemeanor	DM	123	▲	+43.0%	+37
	Felony	DF	46	▼	-8.0%	-4
	Traffic	T	40	▲	+37.9%	+11
	Civil Violation	CI	15	▲	+150.0%	+9
	Non-Family Abuse Protective Order	AP	15	▲	+7.1%	+1
	Show Cause	SC	12	▲	+200.0%	+8
	Foster Care Review	FC	7	▼	-12.5%	-1
	Family Abuse - Protective Order	FP	6	▲	+500.0%	+5
	Terminate Parental Rights	TP	6	▲	-	+6
	Paternity	PT	4	▲	+100.0%	+2
	Remand Custody	RC	3	▲	-	+3
	Abuse and Neglect	AN	2	▼	-71.4%	-5
	Capias	CA	2	▼	-33.3%	-1
	Permanency Planning	PH	1	↔	-	-
	Remand Visitation	RV	1	▲	-	+1
	Special Immigrant Juvenile Status	SI	1	▲	-	+1
	Initial Foster Care	IF	0	▼	-100.0%	-7
	Status	ST	0	▼	-100.0%	-2
	Truancy	TR	0	▼	-100.0%	-1
Total			678	▲	12.6%	+76
GRAND TOTAL			1,275	▲	6.3%	+76

Filings by Major Case Category**

Category	Summary	Change	% Change	Absolute Change
Adult Criminal	315	▼	+9.8%	+28
Child Dependency	16	▲	-30.4%	-7
Child in Need of Services/Supervision	0	▼	-100.0%	-1
Custody and Visitation	398	▲	+3.9%	+15
Delinquency	183	▲	+28.0%	+40
Juvenile Miscellaneous	0	▼	-100.0%	-2
New to Workload Study	16	▲	+166.7%	+10
Other	26	▲	-67.9%	-55
Protective Orders	127	▲	+38.0%	+35
Support	154	▼	+1.3%	+2

* Compared to same time period as previous year
 9/12/2024 1:11:26PM

** Case Type Categories are defined in the 2017 Virginia Judicial Workload Assessment
 Source: SCV-SQL-Information

Traffic		40	▲	+37.9%	+11
	GRAND TOTAL	1,275	▲	6.3%	+76

2024 Overall GRAND TOTAL		Distribution of Caseload			Change*		Percentage (%) of Caseload		
158 0.0% 	Adult	111	70%	13.3% ▲	+13	Adult	2023: 62.0%	2024: 70.3%	
	Juvenile	47	30%	-21.7% ▼	-13	Juvenile	38.0%	29.7%	
GRAND TOTAL		158	100%	0.0%	0	GRAND TOTAL	100%	100%	

Filings by Division & Code

Division	Case Type Description	Code	Summary	Change	% Change	Absolute Change
Adult	Civil Support	VS	30	▲	+66.7%	+12
	Misdemeanor	CM	24	↔		-
	Other	OT	17	▼	-34.6%	-9
	Show Cause	SC	15	▲	+25.0%	+3
	Family Abuse - Protective Order	FP	13	▲	+85.7%	+6
	Felony	CF	9	▲	+350.0%	+7
	Capias	CA	2	▼	-71.4%	-5
	Motion - Protective Order	MP	1	↔		-
	Non-Family Abuse Protective Order	AP	0	▼	-100.0%	-1
	Total			111	▲	13.3%
Juvenile	Custody Visitation	CV	41	▼	-14.6%	-7
	Child In Need of Services	CS	2	▲	-	+2
	Non-Family Abuse Protective Order	AP	2	▲	-	+2
	Paternity	PT	1	▲	-	+1
	Traffic	T	1	▼	-88.9%	-8
	Misdemeanor	DM	0	▼	-100.0%	-2
	Truancy	TR	0	▼	-100.0%	-1
Total			47	▼	-21.7%	-13
GRAND TOTAL			158		0.0%	0

Filings by Major Case Category**

Category	Summary	Change	% Change	Absolute Change
Adult Criminal	39	▲	+11.4%	+4
Child in Need of Services/Supervision	2	▲	+100.0%	+1
Custody and Visitation	42	▲	-12.5%	-6
Delinquency	0	▼	-100.0%	-2
Other	17	▼	-34.6%	-9
Protective Orders	16	▲	+77.8%	+7
Support	41	▲	+46.4%	+13
Traffic	1	▼	-88.9%	-8
GRAND TOTAL	158		0.0%	0

* Compared to same time period as previous year
 9/12/2024 1:11:26PM

** Case Type Categories are defined in the 2017 Virginia Judicial Workload Assessment
 Source: SCV-SQL-Information

2024 Overall GRAND TOTAL		Distribution of Caseload			Change*		Percentage (%) of Caseload		
434	-10 -2.3%	Adult	220	51%	0.9% ▲	+2	Adult	49.1%	50.7%
2024		Juvenile	214	49%	-5.3% ▼	-12	Juvenile	50.9%	49.3%
2023		GRAND TOTAL	434	100%	-2.3% ▼	-10	GRAND TOTAL	100%	100%

Filings by Division & Code

Division	Case Type Description	Code	Summary	Change	% Change	Absolute Change
Adult	Misdemeanor	CM	50	▼	-25.4%	-17
	Show Cause	SC	43	▲	+34.4%	+11
	Civil Support	VS	38	▲	+8.6%	+3
	Other	OT	34	▲	+277.8%	+25
	Family Abuse - Protective Order	FP	29	▲	+26.1%	+6
	Felony	CF	18	▼	-50.0%	-18
	Capias	CA	5	▼	-64.3%	-9
	Non-Family Abuse Protective Order	AP	2	▲	-	+2
	Motion - Protective Order	MP	1	↔	-	-
	Restricted License for Non-Support	SL	0	▼	-100.0%	-1
	Total		220	▲	0.9%	+2
Juvenile	Custody Visitation	CV	79	▲	+8.2%	+6
	Misdemeanor	DM	38	▲	+2.7%	+1
	Traffic	T	36	▲	+28.6%	+8
	Permanency Planning	PH	21	▲	+600.0%	+18
	Foster Care Review	FC	16	▼	-30.4%	-7
	Felony	DF	13	▲	+85.7%	+6
	Paternity	PT	3	▲	-	+3
	Child In Need of Services	CS	2	▼	-33.3%	-1
	Temporary Detention Order	TD	2	▲	-	+2
	Civil Violation	CI	1	↔	-	-
	Special Immigrant Juvenile Status	SI	1	▲	-	+1
	Terminate Parental Rights	TP	1	▼	-66.7%	-2
	Truancy	TR	1	▼	-50.0%	-1
	Abuse and Neglect	AN	0	▼	-100.0%	-26
	Family Abuse - Protective Order	FP	0	▼	-100.0%	-2
	Initial Foster Care	IF	0	▼	-100.0%	-7
	Non-Family Abuse Protective Order	AP	0	▼	-100.0%	-4
	Other	OT	0	▼	-100.0%	-1
	Remand Custody	RC	0	▼	-100.0%	-1
	Remand Visitation	RV	0	▼	-100.0%	-1
Show Cause	SC	0	▼	-100.0%	-1	
Status	ST	0	▼	-100.0%	-3	
	Total		214	▼	-5.3%	-12
GRAND TOTAL			434	▼	-2.3%	-10

Filings by Major Case Category**

Category	Summary	Change	% Change	Absolute Change
Adult Criminal	108	▼	-20.6%	-28
Child Dependency	38	▲	-38.7%	-24
Child in Need of Services/Supervision	3	▼	-40.0%	-2
Custody and Visitation	82	▲	+12.3%	+9
Delinquency	51	▼	+13.3%	+6
Juvenile Miscellaneous	0	▼	-100.0%	-3
New to Workload Study	2	▲	+100.0%	+1
Other	36	▲	+200.0%	+24
Protective Orders	32	▲	+6.7%	+2
Support	46	▼	-6.1%	-3

* Compared to same time period as previous year
 9/12/2024 1:11:26PM

** Case Type Categories are defined in the 2017 Virginia Judicial Workload Assessment
 Source: SCV-SQL-Information

CPSS - JCMS CASELOAD STATISTICS OF THE JUVENILE & DOMESTIC RELATIONS DISTRICT COURTS
January 2024 thru August 2024 Filings (Compared to January 2023 thru August 2023)

Traffic		36	▲	+28.6%	+8
	GRAND TOTAL	434	▼	-2.3%	-10

2024 Overall GRAND TOTAL		Distribution of Caseload			Change*		Percentage (%) of Caseload		
9,625 +810 9.2% 	2024 2023	Adult	6,085	63%	10.4% ▲	+575	Adult	62.5%	63.2%
		Juvenile	3,540	37%	7.1% ▲	+235	Juvenile	37.5%	36.8%
GRAND TOTAL		9,625	100%	9.2% ▲	+810	GRAND TOTAL	100%	100%	

Filings by Division & Code

Division	Case Type Description	Code	Summary	Change	% Change	Absolute Change	
Adult	Misdemeanor	CM	1,658	▲	+10.8%	+162	
	Other	OT	1,157	▼	+7.5%	+81	
	Show Cause	SC	885	▲	+16.0%	+122	
	Civil Support	VS	866	▲	+14.7%	+111	
	Felony	CF	660	▲	+40.1%	+189	
	Family Abuse - Protective Order	FP	401	▲	+3.1%	+12	
	Capias	CA	393	▼	-18.8%	-91	
	Non-Family Abuse Protective Order	AP	20	▲	+25.0%	+4	
	Violation of Protective Order	PV	17	▼	-26.1%	-6	
	Motion - Protective Order	MP	15	▼	-16.7%	-3	
	Remand Support	RS	10	▼	-33.3%	-5	
	Protective Order	PC	2	▲	-	+2	
	Bond Forfeiture	BF	1	▼	-50.0%	-1	
	Restricted License for Non-Support	SL	0	▼	-100.0%	-2	
Total			6,085	▲	10.4%	+575	
Juvenile	Custody Visitation	CV	1,810	▼	-6.8%	-132	
	Misdemeanor	DM	536	▲	+50.1%	+179	
	Felony	DF	169	▲	+3.7%	+6	
	Civil Violation	CI	128	▲	+54.2%	+45	
	Mental Commitment	MC	115	▲	+2.7%	+3	
	Truancy	TR	108	▲	+9.1%	+9	
	Status	ST	97	▼	+34.7%	+25	
	Non-Family Abuse Protective Order	AP	68	▲	+126.7%	+38	
	Traffic	T	65	▲	+10.2%	+6	
	Foster Care Review	FC	64	▲	+36.2%	+17	
	Abuse and Neglect	AN	54	▲	+8.0%	+4	
	Paternity	PT	54	▼	-20.6%	-14	
	Permanency Planning	PH	52	▲	+52.9%	+18	
	Initial Foster Care	IF	46	▲	+76.9%	+20	
	Child In Need of Services	CS	42	▲	+7.7%	+3	
	Show Cause	SC	42	▲	+147.1%	+25	
	Terminate Parental Rights	TP	26	↔	-	-	
	Other	OT	16	▲	+6.7%	+1	
	Remand Custody	RC	15	▼	-42.3%	-11	
	Special Immigrant Juvenile Status	SI	12	▲	+500.0%	+10	
	Voluntary Continuing Services and Support Agreement	VA	8	▲	+100.0%	+4	
	Temporary Detention Order	TD	5	▼	-73.7%	-14	
	Family Abuse - Protective Order	FP	4	↔	-	-	
	Emergency Custody Order	EC	2	▼	-81.8%	-9	
	Capias	CA	1	▲	-	+1	
	Remand Visitation	RV	1	▲	-	+1	
	Total			3,540	▲	7.1%	+235
	GRAND TOTAL			9,625	▲	9.2%	+810

Filings by Major Case Category**

Category	Summary	Change	% Change	Absolute Change
Adult Criminal	3,371	▲	+11.0%	+335
Child Dependency	250	▲	+33.7%	+63
Child in Need of Services/Supervision	150	▲	+8.7%	+12

* Compared to same time period as previous year
 9/12/2024 1:11:26PM

** Case Type Categories are defined in the 2017 Virginia Judicial Workload Assessment
 Source: SCV-SQL-Information

Custody and Visitation	1,864	▼	-7.3%	-146
Delinquency	748	▲	+39.3%	+211
Juvenile Miscellaneous	98	▲	+36.1%	+26
New to Workload Study	140	▲	+64.7%	+55
Other	1,320	▲	+3.6%	+46
Protective Orders	508	▲	+11.2%	+51
Support	1,111	▼	+15.7%	+151
Traffic	65	▲	+10.2%	+6
GRAND TOTAL	9,625	▲	9.2%	+810

2024 Overall GRAND TOTAL		Distribution of Caseload			Change*		Percentage (%) of Caseload		
7,106 	-96 -1.3%	Adult	3,871	54%	2.2% ▲	+83	Adult	52.6%	54.5%
		Juvenile	3,235	46%	-5.2% ▼	-179	Juvenile	47.4%	45.5%
		GRAND TOTAL	7,106	100%	-1.3% ▼	-96	GRAND TOTAL	100%	100%

Filings by Division & Code

Division	Case Type Description	Code	Summary	Change	% Change	Absolute Change	
Adult	Show Cause	SC	868	▲	+18.6%	+136	
	Misdemeanor	CM	822	▲	+13.2%	+96	
	Other	OT	701	▼	-14.0%	-114	
	Civil Support	VS	581	▲	+2.5%	+14	
	Family Abuse - Protective Order	FP	292	▲	+0.3%	+1	
	Capias	CA	274	▼	-13.3%	-42	
	Felony	CF	214	▼	-15.1%	-38	
	Remand Support	RS	68	▲	+61.9%	+26	
	Non-Family Abuse Protective Order	AP	18	▲	+63.6%	+7	
	Violation of Protective Order	PV	14	▼	-33.3%	-7	
	Motion - Protective Order	MP	13	▲	+18.2%	+2	
	Restricted License for Non-Support	SL	4	▲	+33.3%	+1	
	Bond Forfeiture	BF	1	↔	-	-	
	Criminal Support	CS	1	▲	-	+1	
	Total		3,871	▲	2.2%	+83	
Juvenile	Custody Visitation	CV	1,851	▼	-10.7%	-222	
	Misdemeanor	DM	343	▼	-9.3%	-35	
	Felony	DF	130	▼	-14.5%	-22	
	Truancy	TR	116	▲	+16.0%	+16	
	Status	ST	92	▼	-28.7%	-37	
	Remand Visitation	RV	90	▲	+76.5%	+39	
	Remand Custody	RC	88	▲	+69.2%	+36	
	Paternity	PT	74	▼	-3.9%	-3	
	Permanency Planning	PH	61	▲	+32.6%	+15	
	Traffic	T	60	▲	+27.7%	+13	
	Temporary Detention Order	TD	52	▼	-22.4%	-15	
	Foster Care Review	FC	48	▲	+100.0%	+24	
	Abuse and Neglect	AN	36	▼	-45.5%	-30	
	Show Cause	SC	28	▲	+55.6%	+10	
	Non-Family Abuse Protective Order	AP	26	▲	+36.8%	+7	
	Terminate Parental Rights	TP	25	▲	+25.0%	+5	
	Voluntary Continuing Services and Support Agree	VA	23	▲	+130.0%	+13	
	Initial Foster Care	IF	22	▼	-24.1%	-7	
	Emergency Custody Order	EC	21	▲	+110.0%	+11	
	Family Abuse - Protective Order	FP	10	▲	+400.0%	+8	
	Other	OT	10	▲	+233.3%	+7	
	Civil Violation	CI	6	▼	-64.7%	-11	
	Entrustment	ET	6	▲	+50.0%	+2	
	Capias	CA	5	▼	-28.6%	-2	
	Child In Need of Services	CS	4	▼	-42.9%	-3	
	Relief of Custody	CR	4	▲	+33.3%	+1	
	Mental Commitment	MC	2	▲	+100.0%	+1	
	Juvenile Support	JS	1	▲	-	+1	
	Special Immigrant Juvenile Status	SI	1	↔	-	-	
	Emancipation	EP	0	▼	-100.0%	-1	
		Total		3,235	▼	-5.2%	-179
		GRAND TOTAL		7,106	▼	-1.3%	-96

* Compared to same time period as previous year
 9/12/2024 1:11:26PM

** Case Type Categories are defined in the 2017 Virginia Judicial Workload Assessment
 Source: SCV-SQL-Information

Filings by Major Case Category**

Category	Summary	Change	% Change	Absolute Change
Adult Criminal	1,957	▼	+4.0%	+75
Child Dependency	225	▲	+11.4%	+23
Child in Need of Services/Supervision	120	▼	+12.1%	+13
Custody and Visitation	1,925	▼	-10.5%	-225
Delinquency	506	▲	-8.8%	-49
Juvenile Miscellaneous	92	▼	-29.2%	-38
New to Workload Study	7	▼	-61.1%	-11
Other	1,032	▲	-0.9%	-9
Protective Orders	359	▲	+7.5%	+25
Support	823	▲	+11.8%	+87
Traffic	60	▲	+27.7%	+13
GRAND TOTAL	7,106	▼	-1.3%	-96

2024 Overall GRAND TOTAL		Distribution of Caseload			Change*		Percentage (%) of Caseload		
163 +1 0.6% 	Adult	97	60%	-4.9% ▼	-5	Adult	2023	2024	
	Juvenile	66	40%	10.0% ▲	+6	Juvenile	63.0%	59.5%	
	GRAND TOTAL	163	100%	0.6% ▲	+1	GRAND TOTAL	100%	100%	

Filings by Division & Code

Division	Case Type Description	Code	Summary	Change	% Change	Absolute Change
Adult	Civil Support	VS	23	▲	+27.8%	+5
	Other	OT	17	▼	-5.6%	-1
	Show Cause	SC	15	▲	+25.0%	+3
	Misdemeanor	CM	13	▼	-31.6%	-6
	Family Abuse - Protective Order	FP	12	▼	-20.0%	-3
	Capias	CA	7	▼	-30.0%	-3
	Felony	CF	6	▼	-14.3%	-1
	Bond Forfeiture	BF	1	▼	-50.0%	-1
	Motion - Protective Order	MP	1	▲	-	+1
	Remand Support	RS	1	▲	-	+1
	Violation of Protective Order	PV	1	↔	-	-
	Total		97	▼	-4.9%	-5
Juvenile	Custody Visitation	CV	46	▼	-6.1%	-3
	Abuse and Neglect	AN	8	▲	-	+8
	Misdemeanor	DM	7	▲	+133.3%	+4
	Paternity	PT	2	▲	-	+2
	Traffic	T	2	▲	+100.0%	+1
	Truancy	TR	1	↔	-	-
	Felony	DF	0	▼	-100.0%	-1
	Foster Care Review	FC	0	▼	-100.0%	-1
	Non-Family Abuse Protective Order	AP	0	▼	-100.0%	-2
	Remand Custody	RC	0	▼	-100.0%	-1
	Remand Visitation	RV	0	▼	-100.0%	-1
	Total		66	▲	10.0%	+6
GRAND TOTAL			163	▲	0.6%	+1

Filings by Major Case Category**

Category	Summary	Change	% Change	Absolute Change	
Adult Criminal	37	▼	-19.6%	-9	
Child Dependency	8	▲	+700.0%	+7	
Child in Need of Services/Supervision	1	↔	-	0	
Custody and Visitation	48	▲	-2.0%	-1	
Delinquency	7	▲	+75.0%	+3	
Other	18	▲	-10.0%	-2	
Protective Orders	13	▲	-23.5%	-4	
Support	29	▲	+26.1%	+6	
Traffic	2	▲	+100.0%	+1	
GRAND TOTAL		163	▲	0.6%	+1

* Compared to same time period as previous year
 9/12/2024 1:11:26PM

** Case Type Categories are defined in the 2017 Virginia Judicial Workload Assessment
 Source: SCV-SQL-Information

2024 Overall GRAND TOTAL		Distribution of Caseload			Change*		Percentage (%) of Caseload		
1,502 +18 1.2% 		Adult	849	57%	5.1% ▲	+41	Adult	54.4%	56.5%
		Juvenile	653	43%	-3.4% ▼	-23	Juvenile	45.6%	43.5%
		GRAND TOTAL	1,502	100%	1.2% ▲	+18	GRAND TOTAL	100%	100%

Filings by Division & Code

Division	Case Type Description	Code	Summary	Change	% Change	Absolute Change
Adult	Misdemeanor	CM	205	▲	+9.0%	+17
	Show Cause	SC	177	▲	+88.3%	+83
	Other	OT	154	▲	-3.1%	-5
	Civil Support	VS	112	▼	-22.2%	-32
	Family Abuse - Protective Order	FP	72	▼	-13.3%	-11
	Felony	CF	39	▼	-9.3%	-4
	Remand Support	RS	25	▲	+177.8%	+16
	Capias	CA	22	▼	-59.3%	-32
	Motion - Protective Order	MP	18	▲	+5.9%	+1
	Violation of Protective Order	PV	17	▲	+88.9%	+8
	Non-Family Abuse Protective Order	AP	7	▲	+75.0%	+3
	Restricted License for Non-Support	SL	1	▼	-66.7%	-2
	Bond Forfeiture	BF	0	▼	-100.0%	-1
	Total		849	▲	5.1%	+41
Juvenile	Custody Visitation	CV	412	▼	-3.3%	-14
	Remand Custody	RC	40	▲	+185.7%	+26
	Remand Visitation	RV	39	▲	+178.6%	+25
	Misdemeanor	DM	34	▼	-60.5%	-52
	Traffic	T	26	▲	+18.2%	+4
	Status	ST	24	▼	+14.3%	+3
	Motion - Protective Order	MP	11	▲	+83.3%	+5
	Foster Care Review	FC	10	▲	+25.0%	+2
	Temporary Detention Order	TD	9	▲	+28.6%	+2
	Felony	DF	7	▼	-66.7%	-14
	Non-Family Abuse Protective Order	AP	6	↔		-
	Permanency Planning	PH	6	▼	-33.3%	-3
	Child In Need of Services	CS	5	▲	+25.0%	+1
	Other	OT	5	▲	-	+5
	Paternity	PT	5	▼	-16.7%	-1
	Initial Foster Care	IF	4	↔		-
	Abuse and Neglect	AN	3	▼	-57.1%	-4
	Truancy	TR	2	↔		-
	Civil Violation	CI	1	↔		-
	Emergency Custody Order	EC	1	↔		-
	Relief of Custody	CR	1	▲	-	+1
	Show Cause	SC	1	▼	-87.5%	-7
	Voluntary Continuing Services and Support Agree	VA	1	▲	-	+1
	Terminate Parental Rights	TP	0	▼	-100.0%	-3
		Total		653	▼	-3.4%
	GRAND TOTAL		1,502	▲	1.2%	+18

Filings by Major Case Category**

Category	Summary	Change	% Change	Absolute Change
Adult Criminal	419	▲	+13.9%	+51
Child Dependency	25	▲	-19.4%	-6
Child in Need of Services/Supervision	7	▲	+16.7%	+1
Custody and Visitation	417	▼	-3.5%	-15
Delinquency	42	▼	-63.5%	-73

* Compared to same time period as previous year
 9/12/2024 1:11:26PM

** Case Type Categories are defined in the 2017 Virginia Judicial Workload Assessment
 Source: SCV-SQL-Information

CPSS - JCMS CASELOAD STATISTICS OF THE JUVENILE & DOMESTIC RELATIONS DISTRICT COURTS
 January 2024 thru August 2024 Filings (Compared to January 2023 thru August 2023)

Gloucester

District: 9 FIPS: 073

Juvenile Miscellaneous	24	▼	+14.3%	+3
New to Workload Study	1	↔		0
Other	273	▲	+33.8%	+69
Protective Orders	114	▲	-1.7%	-2
Support	154	▲	-8.3%	-14
Traffic	26	▲	+18.2%	+4
GRAND TOTAL	1,502	▲	1.2%	+18

2024 Overall GRAND TOTAL		Distribution of Caseload		Change*		Percentage (%) of Caseload		
289	-51 -15.0%	Adult	156 54%	-11.9% ▼	-21	Adult	52.1%	54.0%
2024		Juvenile	133 46%	-18.4% ▼	-30	Juvenile	47.9%	46.0%
2023		GRAND TOTAL	289 100%	-15.0% ▼	-51	GRAND TOTAL	100%	100%

Filings by Division & Code

Division	Case Type Description	Code	Summary	Change	% Change	Absolute Change
Adult	Misdemeanor	CM	37	▼	-32.7%	-18
	Other	OT	31	▼	-41.5%	-22
	Show Cause	SC	25	▲	+316.7%	+19
	Civil Support	VS	24	▼	-17.2%	-5
	Family Abuse - Protective Order	FP	19	▲	+35.7%	+5
	Capias	CA	10	▲	-	+10
	Felony	CF	4	▼	-66.7%	-8
	Violation of Protective Order	PV	3	▲	+50.0%	+1
	Motion - Protective Order	MP	2	▼	-50.0%	-2
	Restricted License for Non-Support	SL	1	▲	-	+1
	Non-Family Abuse Protective Order	AP	0	▼	-100.0%	-2
		Total		156	▼	-11.9%
Juvenile	Custody Visitation	CV	70	▼	-31.4%	-32
	Foster Care Review	FC	11	▲	+450.0%	+9
	Misdemeanor	DM	11	▼	-50.0%	-11
	Non-Family Abuse Protective Order	AP	9	▲	-	+9
	Traffic	T	8	▼	-63.6%	-14
	Paternity	PT	5	▲	+25.0%	+1
	Abuse and Neglect	AN	4	▲	+300.0%	+3
	Initial Foster Care	IF	3	▲	-	+3
	Other	OT	3	▲	-	+3
	Truancy	TR	3	▲	+50.0%	+1
	Show Cause	SC	2	▼	-50.0%	-2
	Capias	CA	1	▲	-	+1
	Felony	DF	1	↔	-	-
	Permanency Planning	PH	1	▲	-	+1
	Status	ST	1	▲	-	+1
	Entrustment	ET	0	▼	-100.0%	-1
	Temporary Detention Order	TD	0	▼	-100.0%	-1
	Voluntary Continuing Services and Support Agreem	VA	0	▼	-100.0%	-1
		Total		133	▼	-18.4%
GRAND TOTAL			289	▼	-15.0%	-51

Filings by Major Case Category**

Category	Summary	Change	% Change	Absolute Change		
Adult Criminal	69	▲	-6.8%	-5		
Child Dependency	19	▲	+280.0%	+14		
Child in Need of Services/Supervision	3	▲	+50.0%	+1		
Custody and Visitation	75	▼	-29.2%	-31		
Delinquency	15	▲	-44.4%	-12		
Juvenile Miscellaneous	1	▲	-	+1		
Other	34	▲	-37.0%	-20		
Protective Orders	30	▲	+50.0%	+10		
Support	35	▲	+16.7%	+5		
Traffic	8	▼	-63.6%	-14		
GRAND TOTAL			289	▼	-15.0%	-51

* Compared to same time period as previous year
 9/12/2024 1:11:26PM

** Case Type Categories are defined in the 2017 Virginia Judicial Workload Assessment
 Source: SCV-SQL-Information

2024 Overall GRAND TOTAL	Distribution of Caseload	Change*	Percentage (%) of Caseload																								
787 +72 10.1% 	<table border="1"> <tr> <td>Adult</td> <td>467</td> <td>59%</td> <td>26.6% ▲</td> <td>+98</td> </tr> <tr> <td>Juvenile</td> <td>320</td> <td>41%</td> <td>-7.5% ▼</td> <td>-26</td> </tr> <tr> <td>GRAND TOTAL</td> <td>787</td> <td>100%</td> <td>10.1% ▲</td> <td>+72</td> </tr> </table>	Adult	467	59%	26.6% ▲	+98	Juvenile	320	41%	-7.5% ▼	-26	GRAND TOTAL	787	100%	10.1% ▲	+72		<table border="1"> <tr> <td>Adult</td> <td>2023: 51.6%</td> <td>2024: 59.3%</td> </tr> <tr> <td>Juvenile</td> <td>2023: 48.4%</td> <td>2024: 40.7%</td> </tr> <tr> <td>GRAND TOTAL</td> <td>100%</td> <td>100%</td> </tr> </table>	Adult	2023: 51.6%	2024: 59.3%	Juvenile	2023: 48.4%	2024: 40.7%	GRAND TOTAL	100%	100%
Adult	467	59%	26.6% ▲	+98																							
Juvenile	320	41%	-7.5% ▼	-26																							
GRAND TOTAL	787	100%	10.1% ▲	+72																							
Adult	2023: 51.6%	2024: 59.3%																									
Juvenile	2023: 48.4%	2024: 40.7%																									
GRAND TOTAL	100%	100%																									

Filings by Division & Code

Division	Case Type Description	Code	Summary	Change	% Change	Absolute Change
Adult	Other	OT	106	▲	+30.9%	+25
	Misdemeanor	CM	102	▲	+22.9%	+19
	Civil Support	VS	86	▲	+48.3%	+28
	Show Cause	SC	83	▲	+48.2%	+27
	Family Abuse - Protective Order	FP	39	▼	-4.9%	-2
	Capias	CA	21	▲	+110.0%	+11
	Felony	CF	12	▼	-42.9%	-9
	Motion - Protective Order	MP	5	▼	-28.6%	-2
	Remand Support	RS	5	▲	+150.0%	+3
	Violation of Protective Order	PV	5	▲	+150.0%	+3
	Criminal Support	CS	2	▲	-	+2
	Non-Family Abuse Protective Order	AP	1	▼	-85.7%	-6
	Restricted License for Non-Support	SL	0	▼	-100.0%	-1
	Total		467	▲	26.6%	+98
Juvenile	Custody Visitation	CV	219	▼	-2.2%	-5
	Traffic	T	28	▲	+3.7%	+1
	Misdemeanor	DM	24	▼	-55.6%	-30
	Truancy	TR	7	▲	+133.3%	+4
	Paternity	PT	6	▲	+50.0%	+2
	Non-Family Abuse Protective Order	AP	5	▲	+150.0%	+3
	Remand Custody	RC	5	▲	-	+5
	Remand Visitation	RV	5	▲	-	+5
	Foster Care Review	FC	4	▼	-20.0%	-1
	Show Cause	SC	4	↔	-	-
	Status	ST	4	▲	-	+4
	Child In Need of Services	CS	3	↔	-	-
	Abuse and Neglect	AN	1	▼	-50.0%	-1
	Emergency Custody Order	EC	1	▲	-	+1
	Felony	DF	1	▼	-83.3%	-5
	Other	OT	1	▲	-	+1
	Permanency Planning	PH	1	▼	-66.7%	-2
	Violation of Protective Order	PV	1	▲	-	+1
	Capias	CA	0	▼	-100.0%	-1
	Civil Violation	CI	0	▼	-100.0%	-1
	Qualified Residential Treatment	QR	0	▼	-100.0%	-1
Terminate Parental Rights	TP	0	▼	-100.0%	-6	
	Total		320	▼	-7.5%	-26
	GRAND TOTAL		787	▲	10.1%	+72

Filings by Major Case Category**

Category	Summary	Change	% Change	Absolute Change
Adult Criminal	177	▲	+12.7%	+20
Child Dependency	6	▼	-64.7%	-11
Child in Need of Services/Supervision	10	▲	+66.7%	+4
Custody and Visitation	225	▲	-1.3%	-3
Delinquency	30	▲	-53.8%	-35
Juvenile Miscellaneous	4	▲	-	+4
New to Workload Study	0	▼	-100.0%	-1

* Compared to same time period as previous year
 9/12/2024 1:11:26PM

** Case Type Categories are defined in the 2017 Virginia Judicial Workload Assessment
 Source: SCV-SQL-Information

CPSS - JCMS CASELOAD STATISTICS OF THE JUVENILE & DOMESTIC RELATIONS DISTRICT COURTS
 January 2024 thru August 2024 Filings (Compared to January 2023 thru August 2023)

King William
 District: 9 FIPS: 101

Other	123	▲	+48.2%	+40
Protective Orders	50	▲	-12.3%	-7
Support	134	▲	+81.1%	+60
Traffic	28	▲	+3.7%	+1
GRAND TOTAL	787	▲	10.1%	+72

2024 Overall GRAND TOTAL		Distribution of Caseload		Change*		Percentage (%) of Caseload			
251 -44 -14.9% 		Adult	114	45%	-2.6% ▼	-3	Adult	39.7%	45.4%
		Juvenile	137	55%	-23.0% ▼	-41	Juvenile	60.3%	54.6%
		GRAND TOTAL	251	100%	-14.9% ▼	-44	GRAND TOTAL	100%	100%

Filings by Division & Code

Division	Case Type Description	Code	Summary	Change	% Change	Absolute Change
Adult	Misdemeanor	CM	34	▲	+78.9%	+15
	Other	OT	19	▼	-9.5%	-2
	Civil Support	VS	17	▼	-43.3%	-13
	Show Cause	SC	17	▼	-22.7%	-5
	Family Abuse - Protective Order	FP	11	▲	+37.5%	+3
	Capias	CA	9	↔		-
	Felony	CF	4	▼	-33.3%	-2
	Motion - Protective Order	MP	1	▲	-	+1
	Non-Family Abuse Protective Order	AP	1	↔		-
	Violation of Protective Order	PV	1	▲	-	+1
	Remand Support	RS	0	▼	-100.0%	-1
		Total		114	▼	-2.6%
Juvenile	Custody Visitation	CV	84	▼	-9.7%	-9
	Abuse and Neglect	AN	11	▼	-38.9%	-7
	Traffic	T	10	▲	+66.7%	+4
	Status	ST	7	▲	+250.0%	+5
	Permanency Planning	PH	6	▲	+500.0%	+5
	Initial Foster Care	IF	5	▼	-37.5%	-3
	Terminate Parental Rights	TP	4	▲	-	+4
	Misdemeanor	DM	3	▼	-76.9%	-10
	Felony	DF	2	▼	-60.0%	-3
	Child In Need of Services	CS	1	▼	-66.7%	-2
	Foster Care Review	FC	1	▼	-75.0%	-3
	Other	OT	1	▲	-	+1
	Paternity	PT	1	▼	-50.0%	-1
	Show Cause	SC	1	▼	-80.0%	-4
	Civil Violation	CI	0	▼	-100.0%	-1
	Emergency Custody Order	EC	0	▼	-100.0%	-1
	Entrustment	ET	0	▼	-100.0%	-1
	Motion - Protective Order	MP	0	▼	-100.0%	-2
	Remand Custody	RC	0	▼	-100.0%	-2
	Remand Visitation	RV	0	▼	-100.0%	-2
	Temporary Detention Order	TD	0	▼	-100.0%	-1
	Truancy	TR	0	▼	-100.0%	-7
	Voluntary Continuing Services and Support Agreem	VA	0	▼	-100.0%	-1
	Total		137	▼	-23.0%	-41
GRAND TOTAL			251	▼	-14.9%	-44

Filings by Major Case Category**

Category	Summary	Change	% Change	Absolute Change
Adult Criminal	61	▲	+24.5%	+12
Child Dependency	27	▲	-18.2%	-6
Child in Need of Services/Supervision	1	▼	-90.0%	-9
Custody and Visitation	85	▼	-10.5%	-10
Delinquency	6	▼	-73.9%	-17
Juvenile Miscellaneous	7	▲	+250.0%	+5
New to Workload Study	0	▼	-100.0%	-1
Other	20	▲	-28.6%	-8

* Compared to same time period as previous year
 9/12/2024 1:11:26PM

** Case Type Categories are defined in the 2017 Virginia Judicial Workload Assessment
 Source: SCV-SQL-Information

Protective Orders	13	▲	+18.2%	+2
Support	21	▼	-43.2%	-16
Traffic	10	▲	+66.7%	+4
GRAND TOTAL	251	▼	-14.9%	-44

2024 Overall GRAND TOTAL		Distribution of Caseload			Change*		Percentage (%) of Caseload		
408 	+4	Adult	230	56%	20.4% ▲	+39	Adult	47.3%	56.4%
	1.0%	Juvenile	178	44%	-16.4% ▼	-35	Juvenile	52.7%	43.6%
GRAND TOTAL		408	100%	1.0% ▲	+4	GRAND TOTAL		100%	100%

Filings by Division & Code

Division	Case Type Description	Code	Summary	Change	% Change	Absolute Change
Adult	Misdemeanor	CM	65	▲	+75.7%	+28
	Other	OT	43	▲	+4.9%	+2
	Show Cause	SC	35	▲	-7.9%	-3
	Civil Support	VS	27	▼	-12.9%	-4
	Family Abuse - Protective Order	FP	19	▲	+18.8%	+3
	Felony	CF	17	▲	+466.7%	+14
	Capias	CA	8	▼	-42.9%	-6
	Motion - Protective Order	MP	6	▲	+500.0%	+5
	Violation of Protective Order	PV	5	↔		-
	Non-Family Abuse Protective Order	AP	3	▲	-	+3
	Remand Support	RS	2	▼	-33.3%	-1
	Restricted License for Non-Support	SL	0	▼	-100.0%	-1
	Temporary Detention Order	TD	0	▼	-100.0%	-1
	Total			230	▲	20.4%
Juvenile	Custody Visitation	CV	97	▼	-14.2%	-16
	Status	ST	16	▲	+166.7%	+10
	Traffic	T	11	▼	-31.3%	-5
	Initial Foster Care	IF	8	▲	-	+8
	Misdemeanor	DM	8	▼	-74.2%	-23
	Felony	DF	5	↔		-
	Abuse and Neglect	AN	4	▼	-50.0%	-4
	Child In Need of Services	CS	4	▲	+33.3%	+1
	Foster Care Review	FC	4	▲	-	+4
	Relief of Custody	CR	4	▲	-	+4
	Remand Visitation	RV	3	▲	+200.0%	+2
	Truancy	TR	3	↔		-
	Paternity	PT	2	↔		-
	Permanency Planning	PH	2	▲	-	+2
	Remand Custody	RC	2	▲	+100.0%	+1
	Show Cause	SC	2	▼	-83.3%	-10
	Non-Family Abuse Protective Order	AP	1	▲	-	+1
	Other	OT	1	▲	-	+1
	Temporary Detention Order	TD	1	▼	-66.7%	-2
	Child at Risk	RI	0	▼	-100.0%	-1
	Civil Violation	CI	0	▼	-100.0%	-5
Motion - Protective Order	MP	0	▼	-100.0%	-3	
Total			178	▼	-16.4%	-35
GRAND TOTAL			408	▲	1.0%	+4

Filings by Major Case Category**

Category	Summary	Change	% Change	Absolute Change
Adult Criminal	118	▲	+29.7%	+27
Child Dependency	22	▲	+144.4%	+13
Child in Need of Services/Supervision	7	▲	+16.7%	+1
Custody and Visitation	99	▼	-13.9%	-16
Delinquency	15	▼	-68.8%	-33
Juvenile Miscellaneous	16	▲	+166.7%	+10
New to Workload Study	0	▼	-100.0%	-5

* Compared to same time period as previous year
 9/12/2024 1:11:26PM

** Case Type Categories are defined in the 2017 Virginia Judicial Workload Assessment
 Source: SCV-SQL-Information

CPSS - JCMS CASELOAD STATISTICS OF THE JUVENILE & DOMESTIC RELATIONS DISTRICT COURTS
 January 2024 thru August 2024 Filings (Compared to January 2023 thru August 2023)

Middlesex

District: 9 FIPS: 119

Other	52	▲	+4.0%	+2
Protective Orders	29	▲	+45.0%	+9
Support	39	▼	+2.6%	+1
Traffic	11	▼	-31.3%	-5
GRAND TOTAL	408	▲	1.0%	+4

2024 Overall GRAND TOTAL		Distribution of Caseload		Change*		Percentage (%) of Caseload			
751	-79 -9.5%	Adult	369	49%	-2.4% ▼	-9	Adult	45.5%	49.1%
2024		Juvenile	382	51%	-15.5% ▼	-70	Juvenile	54.5%	50.9%
2023		GRAND TOTAL	751	100%	-9.5% ▼	-79	GRAND TOTAL	100%	100%

Filings by Division & Code

Division	Case Type Description	Code	Summary	Change	% Change	Absolute Change	
Adult	Misdemeanor	CM	89	▼	-11.9%	-12	
	Show Cause	SC	77	▲	+126.5%	+43	
	Civil Support	VS	68	▼	-20.0%	-17	
	Other	OT	47	▲		-	
	Family Abuse - Protective Order	FP	40	▲	+25.0%	+8	
	Felony	CF	28	▼	-36.4%	-16	
	Capias	CA	9	▼	-50.0%	-9	
	Remand Support	RS	4	▲	+33.3%	+1	
	Violation of Protective Order	PV	3	▼	-25.0%	-1	
	Motion - Protective Order	MP	2	▼	-77.8%	-7	
	Non-Family Abuse Protective Order	AP	2	▲	-	+2	
	Violation Family Abuse Protective Order	PS	0	▼	-100.0%	-1	
		Total		369	▼	-2.4%	-9
Juvenile	Custody Visitation	CV	259	↔		-	
	Misdemeanor	DM	37	▼	-43.9%	-29	
	Felony	DF	21	▼	-8.7%	-2	
	Traffic	T	16	▼	-63.6%	-28	
	Paternity	PT	7	▲	+40.0%	+2	
	Show Cause	SC	4	▼	-42.9%	-3	
	Status	ST	4	▼	-60.0%	-6	
	Temporary Detention Order	TD	4	▲	+300.0%	+3	
	Abuse and Neglect	AN	3	▲	+50.0%	+1	
	Child In Need of Services	CS	3	▲	+50.0%	+1	
	Mental Commitment	MC	3	▲	+50.0%	+1	
	Permanency Planning	PH	3	▼	-25.0%	-1	
	Initial Foster Care	IF	2	▲	+100.0%	+1	
	Non-Family Abuse Protective Order	AP	2	▼	-71.4%	-5	
	Relief of Custody	CR	2	▲	-	+2	
	Remand Custody	RC	2	▼	-50.0%	-2	
	Remand Visitation	RV	2	▼	-50.0%	-2	
	Terminate Parental Rights	TP	2	▲	+100.0%	+1	
	Emergency Custody Order	EC	1	▲	-	+1	
	Entrustment	ET	1	↔		-	
	Motion - Protective Order	MP	1	↔		-	
	Other	OT	1	▼	-66.7%	-2	
	Truancy	TR	1	▲	-	+1	
	Voluntary Continuing Services and Support Agree	VA	1	▼	-50.0%	-1	
	Family Abuse - Protective Order	FP	0	▼	-100.0%	-1	
	Foster Care Review	FC	0	▼	-100.0%	-2	
		Total		382	▼	-15.5%	-70
	GRAND TOTAL			751	▼	-9.5%	-79

Filings by Major Case Category**

Category	Summary	Change	% Change	Absolute Change
Adult Criminal	159	▲	-9.1%	-16
Child Dependency	14	▲	+7.7%	+1
Child in Need of Services/Supervision	4	▲	+100.0%	+2
Custody and Visitation	266	▲	+0.8%	+2
Delinquency	62	▼	-35.4%	-34

* Compared to same time period as previous year

** Case Type Categories are defined in the 2017 Virginia Judicial Workload Assessment

CPSS - JCMS CASELOAD STATISTICS OF THE JUVENILE & DOMESTIC RELATIONS DISTRICT COURTS
 January 2024 thru August 2024 Filings (Compared to January 2023 thru August 2023)

New Kent

District: 9 FIPS: 127

Juvenile Miscellaneous	4	▼	-60.0%	-6
Other	64	▲		0
Protective Orders	47	▲	-6.0%	-3
Support	115	▼	+2.7%	+3
Traffic	16	▼	-63.6%	-28
GRAND TOTAL	751	▼	-9.5%	-79

2024 Overall GRAND TOTAL		Distribution of Caseload			Change*		Percentage (%) of Caseload		
2,737	-306 -10.1%	Adult	1,536	56%	0.0%	0	Adult	50.5%	56.1%
2024		Juvenile	1,201	44%	-20.3%	-306	Juvenile	49.5%	43.9%
2023		GRAND TOTAL	2,737	100%	-10.1%	-306	GRAND TOTAL	100%	100%

Filings by Division & Code

Division	Case Type Description	Code	Summary	Change	% Change	Absolute Change	
Adult	Misdemeanor	CM	359	▲	+13.6%	+43	
	Show Cause	SC	301	▼	-12.8%	-44	
	Other	OT	252	▼	-14.6%	-43	
	Civil Support	VS	171	▼	-23.7%	-53	
	Felony	CF	165	▲	+66.7%	+66	
	Capias	CA	127	▲	+67.1%	+51	
	Family Abuse - Protective Order	FP	71	▼	-5.3%	-4	
	Remand Support	RS	49	▼	-26.9%	-18	
	Motion - Protective Order	MP	20	▲	+53.8%	+7	
	Violation of Protective Order	PV	14	▼	-22.2%	-4	
	Non-Family Abuse Protective Order	AP	4	▲	+100.0%	+2	
	Bond Forfeiture	BF	2	▼	-33.3%	-1	
	Restricted License for Non-Support	SL	1	▼	-66.7%	-2	
	Total		1,536		0.0%	0	
Juvenile	Custody Visitation	CV	606	▼	-28.6%	-243	
	Misdemeanor	DM	109	▼	-15.5%	-20	
	Remand Custody	RC	83	▼	-3.5%	-3	
	Remand Visitation	RV	82	▼	-7.9%	-7	
	Show Cause	SC	53	▼	-10.2%	-6	
	Traffic	T	36	▲	+44.0%	+11	
	Truancy	TR	31	▼	-24.4%	-10	
	Felony	DF	30	▲	+66.7%	+12	
	Status	ST	29	▼	-14.7%	-5	
	Motion - Protective Order	MP	19	▲	+11.8%	+2	
	Permanency Planning	PH	19	▲	+111.1%	+10	
	Terminate Parental Rights	TP	17	▲	+240.0%	+12	
	Special Immigrant Juvenile Status	SI	16	▼	-5.9%	-1	
	Paternity	PT	14	▼	-22.2%	-4	
	Abuse and Neglect	AN	13	▼	-69.0%	-29	
	Temporary Detention Order	TD	11	▲	+266.7%	+8	
	Civil Violation	CI	8	▲	+33.3%	+2	
	Foster Care Review	FC	7	▼	-56.3%	-9	
	Non-Family Abuse Protective Order	AP	5	▼	-37.5%	-3	
	Other	OT	5	↔		-	
	Emergency Custody Order	EC	3	▼	-25.0%	-1	
	Capias	CA	1	▼	-75.0%	-3	
	Family Abuse - Protective Order	FP	1	↔		-	
	Initial Foster Care	IF	1	▼	-93.3%	-14	
	Violation of Protective Order	PV	1	▲	-	+1	
	Voluntary Continuing Services and Support Agree	VA	1	▼	-50.0%	-1	
	Child In Need of Services	CS	0	▼	-100.0%	-1	
	Entrustment	ET	0	▼	-100.0%	-4	
		Total		1,201	▼	-20.3%	-306
		GRAND TOTAL		2,737	▼	-10.1%	-306

Filings by Major Case Category**

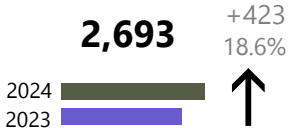
Category	Summary	Change	% Change	Absolute Change
Adult Criminal	920	▲	+20.1%	+154
Child Dependency	58	▼	-37.6%	-35

* Compared to same time period as previous year
 9/12/2024 1:11:26PM

** Case Type Categories are defined in the 2017 Virginia Judicial Workload Assessment
 Source: SCV-SQL-Information

CPSS - JCMS CASELOAD STATISTICS OF THE JUVENILE & DOMESTIC RELATIONS DISTRICT COURTS
 January 2024 thru August 2024 Filings (Compared to January 2023 thru August 2023)

Child in Need of Services/Supervision	31	▼	-26.2%	-11
Custody and Visitation	620	▼	-28.5%	-247
Delinquency	194	▲	-7.6%	-16
Juvenile Miscellaneous	29	▼	-14.7%	-5
New to Workload Study	24	▲	+4.3%	+1
Other	485	▲	-11.7%	-64
Protective Orders	120	▲	+3.4%	+4
Support	220	▼	-30.8%	-98
Traffic	36	▲	+44.0%	+11
GRAND TOTAL	2,737	▼	-10.1%	-306

2024 Overall GRAND TOTAL		Distribution of Caseload			Change*		Percentage (%) of Caseload		
2,693 +423 18.6% 	Adult Juvenile GRAND TOTAL	1,419	53%	17.4% ▲	+210	Adult Juvenile GRAND TOTAL	2023	2024	
		1,274	47%	20.1% ▲	+213		53.3%	52.7%	
		2,693	100%	18.6% ▲	+423		100%	100%	

Filings by Division & Code

Division	Case Type Description	Code	Summary	Change	% Change	Absolute Change
Adult	Misdemeanor	CM	345	▲	+16.9%	+50
	Civil Support	VS	224	▲	+8.7%	+18
	Show Cause	SC	210	▲	+36.4%	+56
	Felony	CF	205	▲	+47.5%	+66
	Other	OT	190	▼	-6.9%	-14
	Family Abuse - Protective Order	FP	90	▼	-18.9%	-21
	Capias	CA	73	▲	+52.1%	+25
	Remand Support	RS	50	▲	+47.1%	+16
	Motion - Protective Order	MP	21	▲	+162.5%	+13
	Non-Family Abuse Protective Order	AP	9	▲	+12.5%	+1
	Restricted License for Non-Support	SL	2	↔		-
		Total		1,419	▲	17.4%
Juvenile	Custody Visitation	CV	655	▲	+7.0%	+43
	Misdemeanor	DM	200	▲	+22.0%	+36
	Felony	DF	69	▲	+76.9%	+30
	Remand Custody	RC	64	▲	+56.1%	+23
	Remand Visitation	RV	63	▲	+53.7%	+22
	Traffic	T	55	▲	+1.9%	+1
	Abuse and Neglect	AN	29	▲	+480.0%	+24
	Foster Care Review	FC	15	▲	+200.0%	+10
	Other	OT	15	▲	-	+15
	Terminate Parental Rights	TP	13	▲	+116.7%	+7
	Truancy	TR	13	▼	-31.6%	-6
	Show Cause	SC	12	▼	-7.7%	-1
	Permanency Planning	PH	11	▼	-8.3%	-1
	Non-Family Abuse Protective Order	AP	10	▲	+900.0%	+9
	Status	ST	8	▼	-33.3%	-4
	Temporary Detention Order	TD	8	▲	+300.0%	+6
	Paternity	PT	7	▼	-30.0%	-3
	Capias	CA	4	▲	+300.0%	+3
	Civil Violation	CI	4	↔		-
	Child In Need of Services	CS	3	▲	+50.0%	+1
	Emergency Custody Order	EC	3	▲	-	+3
	Initial Foster Care	IF	3	▼	-25.0%	-1
	Motion - Protective Order	MP	3	▲	-	+3
	Entrustment	ET	2	▲	-	+2
	Family Abuse - Protective Order	FP	2	▼	-66.7%	-4
	Juvenile Support	JS	1	▲	-	+1
	Qualified Residential Treatment	QR	1	▼	-50.0%	-1
	Voluntary Continuing Services and Support Agreen	VA	1	▲	-	+1
	Child at Risk	RI	0	▼	-100.0%	-2
	Emancipation	EP	0	▼	-100.0%	-2
	Mental Commitment	MC	0	▼	-100.0%	-1
	Special Immigrant Juvenile Status	SI	0	▼	-100.0%	-1
		Total		1,274	▲	20.1%
GRAND TOTAL			2,693	▲	18.6%	+423

Filings by Major Case Category**

Category	Summary	Change	% Change	Absolute Change
Adult Criminal	780	▲	+28.9%	+175
Child Dependency	75	▲	+108.3%	+39
Child in Need of Services/Supervision	17	▲	-19.0%	-4
Custody and Visitation	662	▼	+6.4%	+40
Delinquency	284	▲	+30.9%	+67
Juvenile Miscellaneous	8	▲	-42.9%	-6
New to Workload Study	4	▼	-20.0%	-1
Other	393	▲	+21.7%	+70
Protective Orders	135	▲	+0.7%	+1
Support	280	▲	+17.2%	+41
Traffic	55	▲	+1.9%	+1
GRAND TOTAL	2,693	▲	18.6%	+423

* Compared to same time period as previous year
 9/12/2024 1:11:26PM

** Case Type Categories are defined in the 2017 Virginia Judicial Workload Assessment
 Source: SCV-SQL-Information

2024 Overall GRAND TOTAL		Distribution of Caseload		Change*		Percentage (%) of Caseload			
924 +18 2.0% 		Adult	431	47%	4.1% ▲	+17	Adult	45.7%	46.6%
		Juvenile	493	53%	0.2% ▲	+1	Juvenile	54.3%	53.4%
		GRAND TOTAL	924	100%	2.0% ▲	+18	GRAND TOTAL	100%	100%

Filings by Division & Code

Division	Case Type Description	Code	Summary	Change	% Change	Absolute Change	
Adult	Misdemeanor	CM	100	▲	+33.3%	+25	
	Felony	CF	84	▲	+162.5%	+52	
	Other	OT	66	▼	-22.4%	-19	
	Civil Support	VS	63	▼	-23.2%	-19	
	Show Cause	SC	45	▼	-21.1%	-12	
	Family Abuse - Protective Order	FP	40	▼	-14.9%	-7	
	Capias	CA	15	▼	-6.3%	-1	
	Motion - Protective Order	MP	11	▲	+22.2%	+2	
	Non-Family Abuse Protective Order	AP	3	▼	-40.0%	-2	
	Violation of Protective Order	PV	3	▲	+200.0%	+2	
	Remand Support	RS	1	▼	-50.0%	-1	
	Restricted License for Non-Support	SL	0	▼	-100.0%	-2	
	Violation Family Abuse Protective Order	PS	0	▼	-100.0%	-1	
		Total		431	▲	4.1%	+17
Juvenile	Custody Visitation	CV	242	▼	-7.3%	-19	
	Truancy	TR	61	▲	+19.6%	+10	
	Misdemeanor	DM	54	↔	-	-	
	Traffic	T	29	▲	+93.3%	+14	
	Status	ST	28	▲	+2,700.0%	+27	
	Permanency Planning	PH	12	↔	-	-	
	Felony	DF	10	▼	-44.4%	-8	
	Foster Care Review	FC	9	▼	-35.7%	-5	
	Child In Need of Services	CS	6	▼	-14.3%	-1	
	Initial Foster Care	IF	6	▼	-14.3%	-1	
	Abuse and Neglect	AN	5	▼	-61.5%	-8	
	Relief of Custody	CR	5	▲	+400.0%	+4	
	Non-Family Abuse Protective Order	AP	4	▼	-42.9%	-3	
	Paternity	PT	4	▲	+100.0%	+2	
	Remand Custody	RC	4	▼	-33.3%	-2	
	Remand Visitation	RV	4	▼	-33.3%	-2	
	Other	OT	3	▲	-	+3	
	Terminate Parental Rights	TP	3	▼	-40.0%	-2	
	Family Abuse - Protective Order	FP	2	▲	-	+2	
	Temporary Detention Order	TD	1	▼	-75.0%	-3	
	Voluntary Continuing Services and Support Agreem	VA	1	▼	-66.7%	-2	
	Motion - Protective Order	MP	0	▼	-100.0%	-3	
	Show Cause	SC	0	▼	-100.0%	-1	
	Special Immigrant Juvenile Status	SI	0	▼	-100.0%	-1	
		Total		493	▲	0.2%	+1
	GRAND TOTAL			924	▲	2.0%	+18

Filings by Major Case Category**

Category	Summary	Change	% Change	Absolute Change
Adult Criminal	222	▲	+36.2%	+59
Child Dependency	41	▲	-25.5%	-14
Child in Need of Services/Supervision	67	▲	+15.5%	+9
Custody and Visitation	246	▲	-6.5%	-17
Delinquency	64	▼	-12.3%	-9

* Compared to same time period as previous year
 9/12/2024 1:11:26PM

** Case Type Categories are defined in the 2017 Virginia Judicial Workload Assessment
 Source: SCV-SQL-Information

Juvenile Miscellaneous	28	▲	+2,700.0%	+27
New to Workload Study	0	▼	-100.0%	-1
Other	79	▲	-23.3%	-24
Protective Orders	60	▲	-15.5%	-11
Support	88	▼	-14.6%	-15
Traffic	29	▲	+93.3%	+14
GRAND TOTAL	924	▲	2.0%	+18

2024 Overall GRAND TOTAL		Distribution of Caseload		Change*		Percentage (%) of Caseload			
599 +42 7.5% 		Adult	345	58%	12.4% ▲	+38	Adult	55.1%	57.6%
		Juvenile	254	42%	1.6% ▲	+4	Juvenile	44.9%	42.4%
		GRAND TOTAL	599	100%	7.5% ▲	+42	GRAND TOTAL	100%	100%

Filings by Division & Code

Division	Case Type Description	Code	Summary	Change	% Change	Absolute Change
Adult	Other	OT	74	▲	+27.6%	+16
	Misdemeanor	CM	71	▼	-10.1%	-8
	Show Cause	SC	68	▲	+41.7%	+20
	Civil Support	VS	48	▲	+11.6%	+5
	Family Abuse - Protective Order	FP	38	▲	+31.0%	+9
	Felony	CF	25	▲	+78.6%	+11
	Capias	CA	13	▼	-35.0%	-7
	Motion - Protective Order	MP	3	↔		-
	Restricted License for Non-Support	SL	2	▲	-	+2
	Non-Family Abuse Protective Order	AP	1	▼	-75.0%	-3
	Protective Order	PC	1	▼	-88.9%	-8
	Remand Support	RS	1	▲	-	+1
		Total		345	▲	12.4%
Juvenile	Custody Visitation	CV	169	▲	+5.6%	+9
	Traffic	T	24	▲	+84.6%	+11
	Truancy	TR	19	▼	-17.4%	-4
	Misdemeanor	DM	10	▼	-47.4%	-9
	Foster Care Review	FC	7	▲	+133.3%	+4
	Abuse and Neglect	AN	6	↔		-
	Initial Foster Care	IF	6	▲	+200.0%	+4
	Paternity	PT	5	▲	+150.0%	+3
	Show Cause	SC	3	▲	-25.0%	-1
	Temporary Detention Order	TD	2	▼	-50.0%	-2
	Felony	DF	1	▼	-85.7%	-6
	Other	OT	1	▲	-	+1
	Permanency Planning	PH	1	↔		-
	Child In Need of Services	CS	0	▼	-100.0%	-1
	Civil Violation	CI	0	▼	-100.0%	-2
	Motion - Protective Order	MP	0	▼	-100.0%	-1
	Non-Family Abuse Protective Order	AP	0	▼	-100.0%	-1
	Relief of Custody	CR	0	▼	-100.0%	-1
		Total		254	▲	1.6%
	GRAND TOTAL		599	▲	7.5%	+42

Filings by Major Case Category**

Category	Summary	Change	% Change	Absolute Change
Adult Criminal	158	▲	+8.2%	+12
Child Dependency	20	▲	+53.8%	+7
Child in Need of Services/Supervision	20	▼	-28.6%	-8
Custody and Visitation	174	▲	+7.4%	+12
Delinquency	13	▲	-50.0%	-13
New to Workload Study	0	▼	-100.0%	-2
Other	78	▲	+25.8%	+16
Protective Orders	42	▼	+10.5%	+4
Support	70	▲	+4.5%	+3
Traffic	24	▲	+84.6%	+11
	GRAND TOTAL	▲	7.5%	+42

* Compared to same time period as previous year
 9/12/2024 1:11:26PM

** Case Type Categories are defined in the 2017 Virginia Judicial Workload Assessment
 Source: SCV-SQL-Information

2024 Overall GRAND TOTAL		Distribution of Caseload			Change*		Percentage (%) of Caseload		
407 	+7	Adult	206	51%	-14.2% ▼	-34	Adult	60.0%	50.6%
	1.8%	Juvenile	201	49%	25.6% ▲	+41	Juvenile	40.0%	49.4%
GRAND TOTAL		407	100%	1.8% ▲	+7	GRAND TOTAL	100%	100%	

Filings by Division & Code

Division	Case Type Description	Code	Summary	Change	% Change	Absolute Change
Adult	Other	OT	47	▼	-7.8%	-4
	Civil Support	VS	42	▼	-6.7%	-3
	Show Cause	SC	32	▲	+128.6%	+18
	Family Abuse - Protective Order	FP	28	▼	-15.2%	-5
	Misdemeanor	CM	27	▼	-57.8%	-37
	Felony	CF	11	▼	-21.4%	-3
	Capias	CA	8	↔		-
	Motion - Protective Order	MP	7	▲	+16.7%	+1
	Non-Family Abuse Protective Order	AP	2	▼	-60.0%	-3
	Violation Family Abuse Protective Order	PS	1	▲	-	+1
	Violation of Protective Order	PV	1	▲	-	+1
Total			206	▼	-14.2%	-34
Juvenile	Custody Visitation	CV	119	▲	+21.4%	+21
	Misdemeanor	DM	23	▲	+27.8%	+5
	Felony	DF	11	▲	+175.0%	+7
	Traffic	T	10	▲	+42.9%	+3
	Motion - Protective Order	MP	6	▲	-	+6
	Non-Family Abuse Protective Order	AP	5	▲	+25.0%	+1
	Abuse and Neglect	AN	4	▲	-	+4
	Child In Need of Services	CS	3	▲	+50.0%	+1
	Other	OT	3	▲	+200.0%	+2
	Paternity	PT	3	▲	+200.0%	+2
	Permanency Planning	PH	3	▼	-40.0%	-2
	Truancy	TR	3	▲	+50.0%	+1
	Temporary Detention Order	TD	2	▲	+100.0%	+1
	Terminate Parental Rights	TP	2	↔		-
	Emergency Custody Order	EC	1	▲	-	+1
	Foster Care Review	FC	1	▼	-85.7%	-6
	Initial Foster Care	IF	1	↔		-
	Voluntary Continuing Services and Support Agreem	VA	1	↔		-
	Qualified Residential Treatment	QR	0	▼	-100.0%	-1
	Relief of Custody	CR	0	▼	-100.0%	-5
Total			201	▲	25.6%	+41
GRAND TOTAL			407	▲	1.8%	+7

Filings by Major Case Category**

Category	Summary	Change	% Change	Absolute Change	
Adult Criminal	75	▲	-25.0%	-25	
Child Dependency	12	▲	-45.5%	-10	
Child in Need of Services/Supervision	6	▲	+50.0%	+2	
Custody and Visitation	122	▲	+23.2%	+23	
Delinquency	34	▲	+54.5%	+12	
Other	53	▲		0	
Protective Orders	48	▲		0	
Support	47	▲	+4.4%	+2	
Traffic	10	▲	+42.9%	+3	
GRAND TOTAL		407	▲	1.8%	+7

* Compared to same time period as previous year
 9/12/2024 1:11:26PM

** Case Type Categories are defined in the 2017 Virginia Judicial Workload Assessment
 Source: SCV-SQL-Information

2024 Overall GRAND TOTAL		Distribution of Caseload		Change*		Percentage (%) of Caseload			
348	-22 -5.9%	Adult	194 56%	-3.5%	▼	-7	Adult	54.3%	55.7%
2024		Juvenile	154 44%	-8.9%	▼	-15	Juvenile	45.7%	44.3%
2023		GRAND TOTAL	348 100%	-5.9%	▼	-22	GRAND TOTAL	100%	100%

Filings by Division & Code

Division	Case Type Description	Code	Summary	Change	% Change	Absolute Change
Adult	Other	OT	35	▼	-14.6%	-6
	Show Cause	SC	35	▲	-5.4%	-2
	Civil Support	VS	33	▼	-13.2%	-5
	Family Abuse - Protective Order	FP	30	▲	+172.7%	+19
	Misdemeanor	CM	30	▼	-33.3%	-15
	Felony	CF	12	▲	+71.4%	+5
	Capias	CA	8	▲	-50.0%	-8
	Motion - Protective Order	MP	5	▲	+150.0%	+3
	Non-Family Abuse Protective Order	AP	4	▲	+300.0%	+3
	Violation of Protective Order	PV	2	▼	-33.3%	-1
	Total		194	▼	-3.5%	-7
Juvenile	Custody Visitation	CV	85	▼	-12.4%	-12
	Misdemeanor	DM	22	▲	+144.4%	+13
	Abuse and Neglect	AN	9	▼	-65.4%	-17
	Traffic	T	9	▼	-35.7%	-5
	Motion - Protective Order	MP	7	▲	+75.0%	+3
	Truancy	TR	5	▲	+150.0%	+3
	Non-Family Abuse Protective Order	AP	3	▲	-	+3
	Family Abuse - Protective Order	FP	2	▲	-	+2
	Initial Foster Care	IF	2	▲	-	+2
	Remand Visitation	RV	2	▲	-	+2
	Status	ST	2	▲	-	-
	Capias	CA	1	▲	-	+1
	Child In Need of Services	CS	1	↔	-	-
	Emergency Custody Order	EC	1	▲	-	+1
	Paternity	PT	1	▲	-	+1
	Relief of Custody	CR	1	▲	-	+1
	Temporary Detention Order	TD	1	↔	-	-
	Civil Violation	CI	0	▼	-100.0%	-1
	Felony	DF	0	▼	-100.0%	-1
	Foster Care Review	FC	0	▼	-100.0%	-6
	Permanency Planning	PH	0	▼	-100.0%	-1
	Show Cause	SC	0	▼	-100.0%	-3
	Voluntary Continuing Services and Support Agreen	VA	0	▼	-100.0%	-1
	Total		154	▼	-8.9%	-15
GRAND TOTAL			348	▼	-5.9%	-22

Filings by Major Case Category**

Category	Summary	Change	% Change	Absolute Change
Adult Criminal	66	▼	-35.3%	-36
Child Dependency	12	▲	-64.7%	-22
Child in Need of Services/Supervision	6	▲	+100.0%	+3
Custody and Visitation	87	▲	-10.3%	-10
Delinquency	22	▼	+69.2%	+9
Juvenile Miscellaneous	2	▲	-	0
New to Workload Study	0	▼	-100.0%	-1
Other	39	▲	-7.1%	-3
Protective Orders	51	▲	+183.3%	+33

* Compared to same time period as previous year
 9/12/2024 1:11:26PM

** Case Type Categories are defined in the 2017 Virginia Judicial Workload Assessment
 Source: SCV-SQL-Information

CPSS - JCMS CASELOAD STATISTICS OF THE JUVENILE & DOMESTIC RELATIONS DISTRICT COURTS
January 2024 thru August 2024 Filings (Compared to January 2023 thru August 2023)

Cumberland
District: 10 FIPS: 049

Support	54	▲	+22.7%	+10
Traffic	9	▼	-35.7%	-5
GRAND TOTAL	348	▼	-5.9%	-22

2024 Overall GRAND TOTAL		Distribution of Caseload		Change*		Percentage (%) of Caseload			
1,394 +7 0.5% 	Adult	774	56%	-9.9%	▼	-85	Adult	2023: 61.9%	2024: 55.5%
	Juvenile	620	44%	17.4%	▲	+92	Juvenile	2023: 38.1%	2024: 44.5%
GRAND TOTAL		1,394	100%	0.5%	▲	+7	GRAND TOTAL	100%	100%

Filings by Division & Code

Division	Case Type Description	Code	Summary	Change	% Change	Absolute Change	
Adult	Misdemeanor	CM	171	▼	-19.0%	-40	
	Civil Support	VS	162	▼	-16.5%	-32	
	Show Cause	SC	141	▲	-7.2%	-11	
	Other	OT	132	▼	-5.7%	-8	
	Family Abuse - Protective Order	FP	65	▼	-1.5%	-1	
	Felony	CF	52	▼	-10.3%	-6	
	Capias	CA	32	▲	+33.3%	+8	
	Non-Family Abuse Protective Order	AP	5	▲	+66.7%	+2	
	Remand Support	RS	4	▲	+100.0%	+2	
	Violation of Protective Order	PV	4	▲	+300.0%	+3	
	Violation Family Abuse Protective Order	PS	3	▲	+200.0%	+2	
	Motion - Protective Order	MP	2	▲	+100.0%	+1	
	Restricted License for Non-Support	SL	1	▼	-50.0%	-1	
	Criminal Support	CS	0	▼	-100.0%	-4	
Total			774	▼	-9.9%	-85	
Juvenile	Custody Visitation	CV	363	▲	+31.0%	+86	
	Misdemeanor	DM	84	▲	+18.3%	+13	
	Felony	DF	30	▼	-28.6%	-12	
	Paternity	PT	23	▼	-4.2%	-1	
	Traffic	T	23	▼	-28.1%	-9	
	Motion - Protective Order	MP	13	▲	+62.5%	+5	
	Voluntary Continuing Services and Support Agree	VA	10	▲	+25.0%	+2	
	Child In Need of Services	CS	8	▲	+100.0%	+4	
	Terminate Parental Rights	TP	8	▲	+700.0%	+7	
	Civil Violation	CI	6	▲	+100.0%	+3	
	Truancy	TR	6	▲	+50.0%	+2	
	Permanency Planning	PH	5	▼	-37.5%	-3	
	Relief of Custody	CR	5	▲	+66.7%	+2	
	Remand Custody	RC	5	▼	-16.7%	-1	
	Remand Visitation	RV	5	▲	+150.0%	+3	
	Emergency Custody Order	EC	4	▲	+100.0%	+2	
	Non-Family Abuse Protective Order	AP	4	▲	+33.3%	+1	
	Other	OT	4	↔	-	-	
	Temporary Detention Order	TD	4	▼	-33.3%	-2	
	Capias	CA	3	▲	-	+3	
	Foster Care Review	FC	2	▼	-77.8%	-7	
	Abuse and Neglect	AN	1	▼	-83.3%	-5	
	Emancipation	EP	1	▲	-	+1	
	Family Abuse - Protective Order	FP	1	▲	-	+1	
	Initial Foster Care	IF	1	▲	-	+1	
	Qualified Residential Treatment	QR	1	↔	-	-	
	Status	ST	0	▼	-100.0%	-4	
	Total			620	▲	17.4%	+92
	GRAND TOTAL			1,394	▲	0.5%	+7

Filings by Major Case Category**

Category	Summary	Change	% Change	Absolute Change
Adult Criminal	346	▲	-15.4%	-63
Child Dependency	33	▲	-8.3%	-3

* Compared to same time period as previous year
 9/12/2024 1:11:26PM

** Case Type Categories are defined in the 2017 Virginia Judicial Workload Assessment
 Source: SCV-SQL-Information

CPSS - JCMS CASELOAD STATISTICS OF THE JUVENILE & DOMESTIC RELATIONS DISTRICT COURTS
 January 2024 thru August 2024 Filings (Compared to January 2023 thru August 2023)

Child in Need of Services/Supervision	14	▲	+75.0%	+6
Custody and Visitation	386	▲	+28.2%	+85
Delinquency	117	▲	+3.5%	+4
Juvenile Miscellaneous	1	▲	-75.0%	-3
New to Workload Study	6	▲	+100.0%	+3
Other	158	▲	-2.5%	-4
Protective Orders	90	▲	+11.1%	+9
Support	220	▼	-7.6%	-18
Traffic	23	▼	-28.1%	-9
GRAND TOTAL	1,394	▲	0.5%	+7

2024 Overall GRAND TOTAL		Distribution of Caseload		Change*		Percentage (%) of Caseload		
504	-13 -2.5%	Adult	256 51%	-4.1% ▼	-11	Adult	51.6%	50.8%
2024		Juvenile	248 49%	-0.8% ▼	-2	Juvenile	48.4%	49.2%
2023		GRAND TOTAL	504 100%	-2.5% ▼	-13	GRAND TOTAL	100%	100%

Filings by Division & Code

Division	Case Type Description	Code	Summary	Change	% Change	Absolute Change
Adult	Civil Support	VS	64	▼	-5.9%	-4
	Misdemeanor	CM	61	▲	+8.9%	+5
	Other	OT	38	▼	-13.6%	-6
	Show Cause	SC	34	▲	-27.7%	-13
	Family Abuse - Protective Order	FP	27	▲	+12.5%	+3
	Felony	CF	16	▲	+33.3%	+4
	Capias	CA	7	▼	-36.4%	-4
	Violation of Protective Order	PV	5	▲	-	+5
	Motion - Protective Order	MP	3	↔	-	-
	Non-Family Abuse Protective Order	AP	1	▼	-50.0%	-1
	Total		256	▼	-4.1%	-11
Juvenile	Custody Visitation	CV	142	▲	+10.1%	+13
	Misdemeanor	DM	44	▲	+29.4%	+10
	Traffic	T	9	▲	+28.6%	+2
	Abuse and Neglect	AN	7	▼	-12.5%	-1
	Truancy	TR	7	▼	-46.2%	-6
	Permanency Planning	PH	6	▲	-	+6
	Child In Need of Services	CS	5	▲	+150.0%	+3
	Entrustment	ET	5	▲	-	+5
	Felony	DF	5	▼	-70.6%	-12
	Status	ST	4	▼	-55.6%	-5
	Terminate Parental Rights	TP	3	▲	-	+3
	Civil Violation	CI	2	▲	+100.0%	+1
	Paternity	PT	2	▼	-71.4%	-5
	Show Cause	SC	2	▲	-	+2
	Temporary Detention Order	TD	2	↔	-	-
	Foster Care Review	FC	1	▼	-80.0%	-4
	Non-Family Abuse Protective Order	AP	1	▼	-83.3%	-5
	Voluntary Continuing Services and Support Agreem	VA	1	↔	-	-
	Initial Foster Care	IF	0	▼	-100.0%	-4
	Other	OT	0	▼	-100.0%	-3
Relief of Custody	CR	0	▼	-100.0%	-2	
	Total		248	▼	-0.8%	-2
GRAND TOTAL			504	▼	-2.5%	-13

Filings by Major Case Category**

Category	Summary	Change	% Change	Absolute Change
Adult Criminal	114	▲	-5.8%	-7
Child Dependency	23	▲	+15.0%	+3
Child in Need of Services/Supervision	12	▲	-20.0%	-3
Custody and Visitation	144	▼	+5.9%	+8
Delinquency	51	▲	-	0
Juvenile Miscellaneous	4	▼	-55.6%	-5
New to Workload Study	2	▲	+100.0%	+1
Other	40	▼	-18.4%	-9
Protective Orders	32	▼	-8.6%	-3
Support	73	▲	-	0

* Compared to same time period as previous year
 9/12/2024 1:11:26PM

** Case Type Categories are defined in the 2017 Virginia Judicial Workload Assessment
 Source: SCV-SQL-Information

Traffic		9	▲	+28.6%	+2
	GRAND TOTAL	504	▼	-2.5%	-13

2024 Overall GRAND TOTAL		Distribution of Caseload			Change*		Percentage (%) of Caseload		
1,323	-91 -6.4%	Adult	651	49%	0.6% ▲	+4	Adult	45.8%	49.2%
2024		Juvenile	672	51%	-12.4% ▼	-95	Juvenile	54.2%	50.8%
2023		GRAND TOTAL	1,323	100%	-6.4% ▼	-91	GRAND TOTAL	100%	100%

Filings by Division & Code

Division	Case Type Description	Code	Summary	Change	% Change	Absolute Change	
Adult	Civil Support	VS	145	▼	-3.3%	-5	
	Show Cause	SC	121	▲	+13.1%	+14	
	Misdemeanor	CM	119	▼	-4.0%	-5	
	Other	OT	90	▲	-17.4%	-19	
	Family Abuse - Protective Order	FP	65	▲	+12.1%	+7	
	Felony	CF	59	▲	+34.1%	+15	
	Capias	CA	25	↔		-	
	Motion - Protective Order	MP	9	▼	-10.0%	-1	
	Non-Family Abuse Protective Order	AP	6	▲	+100.0%	+3	
	Remand Support	RS	4	▼	-20.0%	-1	
	Protective Order	PC	3	▲	-	+3	
	Violation of Protective Order	PV	3	▼	-57.1%	-4	
	Restricted License for Non-Support	SL	1	▼	-50.0%	-1	
	Violation Family Abuse Protective Order	PS	1	▲	-	+1	
	Bond Forfeiture	BF	0	▼	-100.0%	-2	
	Criminal Support	CS	0	▼	-100.0%	-1	
	Total		651	▲	0.6%	+4	
Juvenile	Custody Visitation	CV	346	▼	-13.7%	-55	
	Misdemeanor	DM	87	▼	-9.4%	-9	
	Motion - Protective Order	MP	50	▲	+11.1%	+5	
	Traffic	T	41	↔		-	
	Paternity	PT	40	▲	+17.6%	+6	
	Felony	DF	15	▼	-40.0%	-10	
	Truancy	TR	15	▲	+275.0%	+11	
	Abuse and Neglect	AN	14	▼	-39.1%	-9	
	Status	ST	11	▼	-21.4%	-3	
	Child In Need of Services	CS	9	▼	-25.0%	-3	
	Foster Care Review	FC	8	↔		-	
	Permanency Planning	PH	6	▼	-40.0%	-4	
	Remand Custody	RC	6	▼	-14.3%	-1	
	Remand Visitation	RV	6	↔		-	
	Terminate Parental Rights	TP	5	▼	-37.5%	-3	
	Initial Foster Care	IF	4	▼	-63.6%	-7	
	Emergency Custody Order	EC	3	▲	-	+3	
	Civil Violation	CI	1	▲	-	+1	
	Entrustment	ET	1	▼	-66.7%	-2	
	Non-Family Abuse Protective Order	AP	1	▼	-80.0%	-4	
	Relief of Custody	CR	1	▼	-85.7%	-6	
	Temporary Detention Order	TD	1	▼	-66.7%	-2	
	Voluntary Continuing Services and Support Agree	VA	1	↔		-	
	Child at Risk	RI	0	▼	-100.0%	-1	
	Other	OT	0	▼	-100.0%	-1	
	Qualified Residential Treatment	QR	0	▼	-100.0%	-1	
		Total		672	▼	-12.4%	-95
	GRAND TOTAL			1,323	▼	-6.4%	-91

* Compared to same time period as previous year
 9/12/2024 1:11:26PM

** Case Type Categories are defined in the 2017 Virginia Judicial Workload Assessment
 Source: SCV-SQL-Information

Filings by Major Case Category**

Category	Summary	Change	% Change	Absolute Change
Adult Criminal	280	▲	-0.7%	-2
Child Dependency	40	▼	-45.2%	-33
Child in Need of Services/Supervision	24	▲	+50.0%	+8
Custody and Visitation	386	▲	-11.3%	-49
Delinquency	102	▼	-15.7%	-19
Juvenile Miscellaneous	11	▼	-21.4%	-3
New to Workload Study	1	▲	-	+1
Other	110	▲	-16.0%	-21
Protective Orders	131	▲	+8.3%	+10
Support	197	▼	+9.4%	+17
Traffic	41	↔		0
GRAND TOTAL	1,323	▼	-6.4%	-91

* Compared to same time period as previous year
 9/12/2024 1:11:26PM

** Case Type Categories are defined in the 2017 Virginia Judicial Workload Assessment
 Source: SCV-SQL-Information

2024 Overall GRAND TOTAL		Distribution of Caseload		Change*		Percentage (%) of Caseload		
705	-89 -11.2%	Adult	382 54%	-17.0% ▼	-78	Adult	57.9%	54.2%
2024		Juvenile	323 46%	-3.3% ▼	-11	Juvenile	42.1%	45.8%
2023		GRAND TOTAL	705 100%	-11.2% ▼	-89	GRAND TOTAL	100%	100%

Filings by Division & Code

Division	Case Type Description	Code	Summary	Change	% Change	Absolute Change
Adult	Civil Support	VS	100	▼	-2.0%	-2
	Misdemeanor	CM	70	▼	-27.1%	-26
	Other	OT	66	▼	-25.0%	-22
	Show Cause	SC	66	▼	-28.3%	-26
	Family Abuse - Protective Order	FP	34	▲	+17.2%	+5
	Felony	CF	21	▼	-12.5%	-3
	Capias	CA	15	▼	-25.0%	-5
	Motion - Protective Order	MP	6	▲	+100.0%	+3
	Non-Family Abuse Protective Order	AP	2	▼	-66.7%	-4
	Protective Order	PC	1	▲	-	+1
	Restricted License for Non-Support	SL	1	▲	-	+1
	Total		382	▼	-17.0%	-78
Juvenile	Custody Visitation	CV	214	▼	-4.5%	-10
	Misdemeanor	DM	31	▲	+29.2%	+7
	Traffic	T	26	▼	-35.0%	-14
	Paternity	PT	10	▲	+100.0%	+5
	Motion - Protective Order	MP	6	▲	+500.0%	+5
	Child In Need of Services	CS	5	↔	-	-
	Temporary Detention Order	TD	5	▲	+66.7%	+2
	Abuse and Neglect	AN	4	▼	-50.0%	-4
	Felony	DF	4	▼	-66.7%	-8
	Truancy	TR	4	▲	+33.3%	+1
	Capias	CA	3	▲	+200.0%	+2
	Emergency Custody Order	EC	2	▲	+100.0%	+1
	Non-Family Abuse Protective Order	AP	2	▲	-	+2
	Remand Custody	RC	2	▲	-	+2
	Civil Violation	CI	1	▲	-	+1
	Foster Care Review	FC	1	↔	-	-
	Permanency Planning	PH	1	▲	-	+1
	Remand Visitation	RV	1	▲	-	+1
	Show Cause	SC	1	▼	-75.0%	-3
	Terminate Parental Rights	TP	0	▼	-100.0%	-2
	Total		323	▼	-3.3%	-11
GRAND TOTAL			705	▼	-11.2%	-89

Filings by Major Case Category**

Category	Summary	Change	% Change	Absolute Change
Adult Criminal	126	▲	-36.7%	-73
Child Dependency	6	▲	-45.5%	-5
Child in Need of Services/Supervision	9	▼	-	0
Custody and Visitation	224	▲	-2.2%	-5
Delinquency	39	▲	-2.5%	-1
New to Workload Study	1	▲	-	+1
Other	76	▲	-17.4%	-16
Protective Orders	50	▲	+28.2%	+11
Support	148	▲	+9.6%	+13
Traffic	26	▼	-35.0%	-14

* Compared to same time period as previous year
 9/12/2024 1:11:26PM

** Case Type Categories are defined in the 2017 Virginia Judicial Workload Assessment
 Source: SCV-SQL-Information

GRAND TOTAL

705



-11.2%

-89

2024 Overall GRAND TOTAL		Distribution of Caseload		Change*		Percentage (%) of Caseload			
537 	+29 5.7%	Adult	304	57%	28.3% ▲	+67	Adult	46.7%	56.6%
		Juvenile	233	43%	-14.0% ▼	-38	Juvenile	53.3%	43.4%
		GRAND TOTAL	537	100%	5.7% ▲	+29	GRAND TOTAL	100%	100%

Filings by Division & Code

Division	Case Type Description	Code	Summary	Change	% Change	Absolute Change
Adult	Misdemeanor	CM	80	▲	+90.5%	+38
	Civil Support	VS	59	▲	+31.1%	+14
	Other	OT	57	▲	+26.7%	+12
	Show Cause	SC	36	▲	-16.3%	-7
	Felony	CF	26	▲	+188.9%	+17
	Family Abuse - Protective Order	FP	20	↔	-	-
	Capias	CA	16	▼	-23.8%	-5
	Motion - Protective Order	MP	4	▼	-20.0%	-1
	Non-Family Abuse Protective Order	AP	3	▲	+50.0%	+1
	Remand Support	RS	3	↔	-	-
	Protective Order	PC	0	▼	-100.0%	-1
	Restricted License for Non-Support	SL	0	▼	-100.0%	-1
		Total		304	▲	28.3%
Juvenile	Custody Visitation	CV	126	▼	-21.3%	-34
	Show Cause	SC	39	▲	+77.3%	+17
	Truancy	TR	22	▲	+83.3%	+10
	Misdemeanor	DM	14	▼	-33.3%	-7
	Felony	DF	7	▼	-36.4%	-4
	Remand Custody	RC	4	▼	-60.0%	-6
	Terminate Parental Rights	TP	4	▲	-	+4
	Traffic	T	3	▼	-57.1%	-4
	Non-Family Abuse Protective Order	AP	2	↔	-	-
	Special Immigrant Juvenile Status	SI	2	▲	-	+2
	Temporary Detention Order	TD	2	▲	-	+2
	Child In Need of Services	CS	1	▼	-50.0%	-1
	Emergency Custody Order	EC	1	▲	-	+1
	Foster Care Review	FC	1	↔	-	-
	Initial Foster Care	IF	1	▲	-	+1
	Paternity	PT	1	▼	-75.0%	-3
	Permanency Planning	PH	1	▼	-85.7%	-6
	Status	ST	1	▲	-	+1
	Voluntary Continuing Services and Support Agree	VA	1	▼	-50.0%	-1
	Motion - Protective Order	MP	0	▼	-100.0%	-3
	Other	OT	0	▼	-100.0%	-2
	Qualified Residential Treatment	QR	0	▼	-100.0%	-4
	Relief of Custody	CR	0	▼	-100.0%	-1
	Total		233	▼	-14.0%	-38
GRAND TOTAL			537	▲	5.7%	+29

Filings by Major Case Category**

Category	Summary	Change	% Change	Absolute Change
Adult Criminal	145	▲	+36.8%	+39
Child Dependency	8	▲	-46.7%	-7
Child in Need of Services/Supervision	23	▲	+64.3%	+9
Custody and Visitation	127	▼	-22.6%	-37
Delinquency	60	▲	+11.1%	+6
Juvenile Miscellaneous	1	▲	-	+1
New to Workload Study	2	▲	-	+2

* Compared to same time period as previous year
 9/12/2024 1:11:26PM

** Case Type Categories are defined in the 2017 Virginia Judicial Workload Assessment
 Source: SCV-SQL-Information

CPSS - JCMS CASELOAD STATISTICS OF THE JUVENILE & DOMESTIC RELATIONS DISTRICT COURTS
 January 2024 thru August 2024 Filings (Compared to January 2023 thru August 2023)

Other	67	▲	+11.7%	+7
Protective Orders	29	▼	-9.4%	-3
Support	72	▼	+28.6%	+16
Traffic	3	▼	-57.1%	-4
GRAND TOTAL	537	▲	5.7%	+29

2024 Overall GRAND TOTAL		Distribution of Caseload		Change*		Percentage (%) of Caseload			
1,374 +42 3.2% 		Adult	739	54%	3.2% ▲	+23	Adult	53.8%	53.8%
		Juvenile	635	46%	3.1% ▲	+19	Juvenile	46.2%	46.2%
		GRAND TOTAL	1,374	100%	3.2% ▲	+42	GRAND TOTAL	100%	100%

Filings by Division & Code

Division	Case Type Description	Code	Summary	Change	% Change	Absolute Change
Adult	Misdemeanor	CM	164	▼	-16.3%	-32
	Other	OT	134	▼	-3.6%	-5
	Civil Support	VS	127	▼	-5.2%	-7
	Show Cause	SC	118	▲	+32.6%	+29
	Felony	CF	96	▲	+81.1%	+43
	Capias	CA	47	▲	+38.2%	+13
	Family Abuse - Protective Order	FP	42	▼	-16.0%	-8
	Non-Family Abuse Protective Order	AP	6	▼	-33.3%	-3
	Motion - Protective Order	MP	4	▼	-63.6%	-7
	Criminal Support	CS	1	▲	-	+1
	Restricted License for Non-Support	SL	0	▼	-100.0%	-1
		Total		739	▲	3.2%
Juvenile	Custody Visitation	CV	397	▲	+1.0%	+4
	Misdemeanor	DM	91	▲	+30.0%	+21
	Traffic	T	38	▼	-11.6%	-5
	Abuse and Neglect	AN	25	▲	+257.1%	+18
	Foster Care Review	FC	17	▲	+112.5%	+9
	Felony	DF	13	▼	-58.1%	-18
	Initial Foster Care	IF	11	▲	-	+11
	Permanency Planning	PH	9	▼	-50.0%	-9
	Temporary Detention Order	TD	6	▲	+50.0%	+2
	Emergency Custody Order	EC	5	▲	+400.0%	+4
	Other	OT	4	▲	-	+4
	Paternity	PT	4	▼	-66.7%	-8
	Terminate Parental Rights	TP	4	▼	-63.6%	-7
	Capias	CA	3	▼	-25.0%	-1
	Show Cause	SC	3	▼	-50.0%	-3
	Child In Need of Services	CS	1	▼	-66.7%	-2
	Non-Family Abuse Protective Order	AP	1	↔	-	-
	Relief of Custody	CR	1	↔	-	-
	Truancy	TR	1	↔	-	-
	Voluntary Continuing Services and Support Agree	VA	1	▲	-	+1
	Emancipation	EP	0	▼	-100.0%	-1
	Special Immigrant Juvenile Status	SI	0	▼	-100.0%	-1
		Total		635	▲	3.1%
	GRAND TOTAL		1,374	▲	3.2%	+42

Filings by Major Case Category**

Category	Summary	Change	% Change	Absolute Change
Adult Criminal	377	▲	+14.6%	+48
Child Dependency	68	▲	+51.1%	+23
Child in Need of Services/Supervision	2	▼	-50.0%	-2
Custody and Visitation	401	▼	-1.0%	-4
Delinquency	110	▼	-0.9%	-1
Juvenile Miscellaneous	0	▼	-100.0%	-1
New to Workload Study	0	▼	-100.0%	-1
Other	149	▲	+3.5%	+5
Protective Orders	53	▼	-25.4%	-18

* Compared to same time period as previous year
 9/12/2024 1:11:26PM

** Case Type Categories are defined in the 2017 Virginia Judicial Workload Assessment
 Source: SCV-SQL-Information

Support	176	▲	-1.1%	-2
Traffic	38	▼	-11.6%	-5
GRAND TOTAL	1,374	▲	3.2%	+42

2024 Overall GRAND TOTAL		Distribution of Caseload		Change*		Percentage (%) of Caseload		
599	-25 -4.0%	Adult	342 57%	11.4% ▲	+35	Adult	2023 49.2%	2024 57.1%
2024		Juvenile	257 43%	-18.9% ▼	-60	Juvenile	50.8%	42.9%
2023		GRAND TOTAL	599 100%	-4.0% ▼	-25	GRAND TOTAL	100%	100%

Filings by Division & Code

Division	Case Type Description	Code	Summary	Change	% Change	Absolute Change
Adult	Misdemeanor	CM	87	▲	+22.5%	+16
	Other	OT	69	▼	+4.5%	+3
	Show Cause	SC	61	▲	+64.9%	+24
	Civil Support	VS	60	▼	-14.3%	-10
	Capias	CA	22	▲	+22.2%	+4
	Family Abuse - Protective Order	FP	15	▼	-34.8%	-8
	Felony	CF	14	▼	-12.5%	-2
	Motion - Protective Order	MP	6	▲	+100.0%	+3
	Violation of Protective Order	PV	3	▲	+50.0%	+1
	Non-Family Abuse Protective Order	AP	2	▲	+100.0%	+1
	Remand Support	RS	2	▲	-	+2
	Protective Order	PC	1	▲	-	+1
		Total		342	▲	11.4%
Juvenile	Custody Visitation	CV	119	▼	-35.7%	-66
	Misdemeanor	DM	36	↔	-	-
	Show Cause	SC	27	▲	+92.9%	+13
	Abuse and Neglect	AN	18	▲	+200.0%	+12
	Truancy	TR	17	▲	+30.8%	+4
	Traffic	T	10	▼	-47.4%	-9
	Felony	DF	7	▲	+16.7%	+1
	Motion - Protective Order	MP	5	▲	+400.0%	+4
	Child In Need of Services	CS	4	▲	+300.0%	+3
	Voluntary Continuing Services and Support Agreem	VA	3	▼	-50.0%	-3
	Civil Violation	CI	2	▲	-	+2
	Temporary Detention Order	TD	2	▲	+100.0%	+1
	Initial Foster Care	IF	1	↔	-	-
	Non-Family Abuse Protective Order	AP	1	▼	-50.0%	-1
	Other	OT	1	▼	-75.0%	-3
	Paternity	PT	1	▼	-80.0%	-4
	Remand Custody	RC	1	▼	-50.0%	-1
	Remand Visitation	RV	1	▲	-	+1
	Status	ST	1	▲	-50.0%	-1
	Foster Care Review	FC	0	▼	-100.0%	-4
	Permanency Planning	PH	0	▼	-100.0%	-8
	Qualified Residential Treatment	QR	0	▼	-100.0%	-1
		Total		257	▼	-18.9%
	GRAND TOTAL		599	▼	-4.0%	-25

Filings by Major Case Category**



Category	Summary	Change	% Change	Absolute Change
Adult Criminal	164	▲	+31.2%	+39
Child Dependency	22	▼	-15.4%	-4
Child in Need of Services/Supervision	21	▲	+50.0%	+7
Custody and Visitation	120	▼	-36.8%	-70
Delinquency	70	▲	+25.0%	+14
Juvenile Miscellaneous	1	▲	-50.0%	-1
New to Workload Study	2	▲	-	+2
Other	76	▲	+4.1%	+3

* Compared to same time period as previous year
 9/12/2024 1:11:26PM

** Case Type Categories are defined in the 2017 Virginia Judicial Workload Assessment
 Source: SCV-SQL-Information

CPSS - JCMS CASELOAD STATISTICS OF THE JUVENILE & DOMESTIC RELATIONS DISTRICT COURTS
January 2024 thru August 2024 Filings (Compared to January 2023 thru August 2023)

Protective Orders	29	▲	-3.3%	-1
Support	84	▲	-5.6%	-5
Traffic	10	▼	-47.4%	-9
GRAND TOTAL	599	▼	-4.0%	-25

2024 Overall GRAND TOTAL		Distribution of Caseload			Change*		Percentage (%) of Caseload		
2024 	2,149	Adult	1,432	67%	9.3% ▲	+122	Adult	2023	2024
		Juvenile	717	33%	-9.2% ▼	-73	Juvenile	62.4%	66.6%
2023 	+49 2.3% ↑	GRAND TOTAL	2,149	100%	2.3% ▲	+49	GRAND TOTAL	100%	100%

Filings by Division & Code

Division	Case Type Description	Code	Summary	Change	% Change	Absolute Change	
Adult	Misdemeanor	CM	414	▲	+10.7%	+40	
	Other	OT	376	▲	+13.3%	+44	
	Civil Support	VS	243	▲	+54.8%	+86	
	Show Cause	SC	111	▼	-25.5%	-38	
	Capias	CA	100	▲	-2.9%	-3	
	Felony	CF	89	▼	-8.2%	-8	
	Family Abuse - Protective Order	FP	79	▲	+9.7%	+7	
	Motion - Protective Order	MP	8	▼	-38.5%	-5	
	Violation of Protective Order	PV	6	▲	+20.0%	+1	
	Bond Forfeiture	BF	2	▼	-60.0%	-3	
	Protective Order	PC	2	▲	-	+2	
	Non-Family Abuse Protective Order	AP	1	↔	-	-	
	Restricted License for Non-Support	SL	1	↔	-	-	
	Remand Support	RS	0	▼	-100.0%	-1	
	Total		1,432	▲	9.3%	+122	
Juvenile	Custody Visitation	CV	403	↔	-	-	
	Mental Commitment	MC	87	▼	-19.4%	-21	
	Misdemeanor	DM	65	▼	-1.5%	-1	
	Felony	DF	27	▼	-25.0%	-9	
	Permanency Planning	PH	17	▲	+325.0%	+13	
	Truancy	TR	16	↔	-	-	
	Show Cause	SC	15	▲	+15.4%	+2	
	Traffic	T	12	▼	-62.5%	-20	
	Abuse and Neglect	AN	11	▼	-56.0%	-14	
	Paternity	PT	10	▼	-23.1%	-3	
	Temporary Detention Order	TD	9	▲	+28.6%	+2	
	Emergency Custody Order	EC	7	▲	+133.3%	+4	
	Initial Foster Care	IF	6	▼	-62.5%	-10	
	Non-Family Abuse Protective Order	AP	5	▼	-50.0%	-5	
	Status	ST	5	▲	-	+5	
	Foster Care Review	FC	4	▼	-50.0%	-4	
	Other	OT	4	▲	+100.0%	+2	
	Special Immigrant Juvenile Status	SI	4	▼	-20.0%	-1	
	Child In Need of Services	CS	3	▲	+50.0%	+1	
	Terminate Parental Rights	TP	2	▼	-80.0%	-8	
	Voluntary Continuing Services and Support Agree	VA	2	▲	-	+2	
	Civil Violation	CI	1	▲	-	+1	
	Emancipation	EP	1	▲	-	+1	
	Family Abuse - Protective Order	FP	1	▼	-50.0%	-1	
	Qualified Residential Treatment	QR	0	▼	-100.0%	-1	
	Relief of Custody	CR	0	▼	-100.0%	-2	
	Remand Custody	RC	0	▼	-100.0%	-4	
	Remand Visitation	RV	0	▼	-100.0%	-2	
		Total		717	▼	-9.2%	-73
	GRAND TOTAL			2,149	▲	2.3%	+49

* Compared to same time period as previous year
 9/12/2024 1:11:26PM

** Case Type Categories are defined in the 2017 Virginia Judicial Workload Assessment
 Source: SCV-SQL-Information

Filings by Major Case Category**

Category	Summary	Change	% Change	Absolute Change
Adult Criminal	658	▲	+2.7%	+17
Child Dependency	42	▲	-36.4%	-24
Child in Need of Services/Supervision	20	▲	+11.1%	+2
Custody and Visitation	413	▼	-0.7%	-3
Delinquency	106	▼	-7.8%	-9
Juvenile Miscellaneous	6	▲	-	+6
New to Workload Study	5	▲		0
Other	483	▼	+5.2%	+24
Protective Orders	94	▼	-4.1%	-4
Support	310	▲	+24.0%	+60
Traffic	12	▼	-62.5%	-20
GRAND TOTAL	2,149	▲	2.3%	+49

* Compared to same time period as previous year
 9/12/2024 1:11:26PM

** Case Type Categories are defined in the 2017 Virginia Judicial Workload Assessment
 Source: SCV-SQL-Information

2024 Overall GRAND TOTAL	Distribution of Caseload	Change*	Percentage (%) of Caseload																								
745 +96 14.8% 	<table border="1"> <tr> <td>Adult</td> <td>399</td> <td>54%</td> <td>11.1% ▲</td> <td>+40</td> </tr> <tr> <td>Juvenile</td> <td>346</td> <td>46%</td> <td>19.3% ▲</td> <td>+56</td> </tr> <tr> <td>GRAND TOTAL</td> <td>745</td> <td>100%</td> <td>14.8% ▲</td> <td>+96</td> </tr> </table>	Adult	399	54%	11.1% ▲	+40	Juvenile	346	46%	19.3% ▲	+56	GRAND TOTAL	745	100%	14.8% ▲	+96		<table border="1"> <tr> <td>Adult</td> <td>2023: 55.3%</td> <td>2024: 53.6%</td> </tr> <tr> <td>Juvenile</td> <td>2023: 44.7%</td> <td>2024: 46.4%</td> </tr> <tr> <td>GRAND TOTAL</td> <td>100%</td> <td>100%</td> </tr> </table>	Adult	2023: 55.3%	2024: 53.6%	Juvenile	2023: 44.7%	2024: 46.4%	GRAND TOTAL	100%	100%
Adult	399	54%	11.1% ▲	+40																							
Juvenile	346	46%	19.3% ▲	+56																							
GRAND TOTAL	745	100%	14.8% ▲	+96																							
Adult	2023: 55.3%	2024: 53.6%																									
Juvenile	2023: 44.7%	2024: 46.4%																									
GRAND TOTAL	100%	100%																									

Filings by Division & Code

Division	Case Type Description	Code	Summary	Change	% Change	Absolute Change
Adult	Civil Support	VS	88	▲	+22.2%	+16
	Show Cause	SC	87	▼	-3.3%	-3
	Misdemeanor	CM	64	▼	-17.9%	-14
	Other	OT	62	▲	+26.5%	+13
	Family Abuse - Protective Order	FP	31	▲	+40.9%	+9
	Felony	CF	29	▲	+222.2%	+20
	Capias	CA	21	▲	+23.5%	+4
	Remand Support	RS	7	▼	-41.7%	-5
	Motion - Protective Order	MP	5	↔		-
	Non-Family Abuse Protective Order	AP	3	▼	-40.0%	-2
	Violation Family Abuse Protective Order	PS	1	▲	-	+1
	Violation of Protective Order	PV	1	▲	-	+1
	Total		399	▲	11.1%	+40
Juvenile	Custody Visitation	CV	222	▲	+37.9%	+61
	Misdemeanor	DM	29	▲	+70.6%	+12
	Felony	DF	19	▲	+46.2%	+6
	Show Cause	SC	14	▲	-51.7%	-15
	Traffic	T	12	▼	-29.4%	-5
	Child In Need of Services	CS	7	▲	+40.0%	+2
	Truancy	TR	6	▲	+20.0%	+1
	Abuse and Neglect	AN	5	▼	-16.7%	-1
	Remand Custody	RC	5	▼	-50.0%	-5
	Remand Visitation	RV	5	▼	-44.4%	-4
	Civil Violation	CI	4	▲	-	+4
	Permanency Planning	PH	4	▲	+100.0%	+2
	Status	ST	4	▲	+100.0%	+2
	Foster Care Review	FC	3	▼	-50.0%	-3
	Other	OT	2	▲	+100.0%	+1
	Temporary Detention Order	TD	2	▲	-	+2
	Initial Foster Care	IF	1	▼	-50.0%	-1
	Non-Family Abuse Protective Order	AP	1	▼	-50.0%	-1
	Voluntary Continuing Services and Support Agree	VA	1	▲	-	+1
	Paternity	PT	0	▼	-100.0%	-1
Qualified Residential Treatment	QR	0	▼	-100.0%	-2	
	Total		346	▲	19.3%	+56
GRAND TOTAL			745	▲	14.8%	+96

Filings by Major Case Category**

Category	Summary	Change	% Change	Absolute Change
Adult Criminal	168	▲	+5.0%	+8
Child Dependency	14	▲	-22.2%	-4
Child in Need of Services/Supervision	14	▲	+40.0%	+4
Custody and Visitation	222	▼	+37.0%	+60
Delinquency	61	▲	+3.4%	+2
Juvenile Miscellaneous	4	▲	+100.0%	+2
New to Workload Study	4	▲	-	+4
Other	83	▲	+2.5%	+2
Protective Orders	40	▼	+17.6%	+6

* Compared to same time period as previous year
 9/12/2024 1:11:26PM

** Case Type Categories are defined in the 2017 Virginia Judicial Workload Assessment
 Source: SCV-SQL-Information

CPSS - JCMS CASELOAD STATISTICS OF THE JUVENILE & DOMESTIC RELATIONS DISTRICT COURTS
 January 2024 thru August 2024 Filings (Compared to January 2023 thru August 2023)

Support	123	▲	+16.0%	+17
Traffic	12	▼	-29.4%	-5
GRAND TOTAL	745	▲	14.8%	+96

2024 Overall GRAND TOTAL		Distribution of Caseload			Change*		Percentage (%) of Caseload		
12,838	-977 -7.1%	Adult	6,657	52%	0.0% ▼	-2	Adult	48.2%	51.9%
2024		Juvenile	6,181	48%	-13.6% ▼	-975	Juvenile	51.8%	48.1%
2023		GRAND TOTAL	12,838	100%	-7.1% ▼	-977	GRAND TOTAL	100%	100%

Filings by Division & Code

Division	Case Type Description	Code	Summary	Change	% Change	Absolute Change	
Adult	Civil Support	VS	1,509	▲	+1.4%	+21	
	Misdemeanor	CM	1,332	▼	-7.5%	-108	
	Show Cause	SC	1,123	▼	-10.3%	-129	
	Other	OT	1,099	▼	+28.5%	+244	
	Family Abuse - Protective Order	FP	580	▼	-4.4%	-27	
	Felony	CF	449	▲	+5.6%	+24	
	Capias	CA	319	▼	+15.6%	+43	
	Remand Support	RS	102	▼	-31.1%	-46	
	Motion - Protective Order	MP	79	▼	-26.9%	-29	
	Violation of Protective Order	PV	40	▲	+29.0%	+9	
	Non-Family Abuse Protective Order	AP	25	▼	-7.4%	-2	
	Violation Family Abuse Protective Order	PS	0	▼	-100.0%	-2	
		Total		6,657	▼	0.0%	-2
Juvenile	Custody Visitation	CV	3,849	▼	-10.5%	-452	
	Misdemeanor	DM	811	▼	-10.1%	-91	
	Traffic	T	352	▼	-30.4%	-154	
	Felony	DF	345	▲	+12.7%	+39	
	Remand Custody	RC	150	▼	-51.6%	-160	
	Remand Visitation	RV	148	▼	-30.5%	-65	
	Special Immigrant Juvenile Status	SI	90	▲	+42.9%	+27	
	Status	ST	78	▼	-45.8%	-66	
	Permanency Planning	PH	48	▼	-7.7%	-4	
	Foster Care Review	FC	43	▲	+59.3%	+16	
	Paternity	PT	39	▼	-18.8%	-9	
	Child In Need of Services	CS	34	▼	-29.2%	-14	
	Abuse and Neglect	AN	33	▲	+6.5%	+2	
	Non-Family Abuse Protective Order	AP	27	▲	+3.8%	+1	
	Terminate Parental Rights	TP	26	▲	+13.0%	+3	
	Temporary Detention Order	TD	20	▼	-54.5%	-24	
	Initial Foster Care	IF	19	▼	-9.5%	-2	
	Truancy	TR	17	↔		-	
	Emergency Custody Order	EC	11	▼	-31.3%	-5	
	Show Cause	SC	10	▼	-9.1%	-1	
	Voluntary Continuing Services and Support Agreen	VA	8	▲	+33.3%	+2	
	Motion - Protective Order	MP	6	▼	-33.3%	-3	
	Relief of Custody	CR	6	▼	-50.0%	-6	
	Civil Violation	CI	5	▲	+66.7%	+2	
	Child at Risk	RI	4	▲	-	+4	
	Family Abuse - Protective Order	FP	2	↔		-	
	Emancipation	EP	0	▼	-100.0%	-1	
	Juvenile Support	JS	0	▼	-100.0%	-1	
	Other	OT	0	▼	-100.0%	-10	
	Qualified Residential Treatment	QR	0	▼	-100.0%	-3	
		Total		6,181	▼	-13.6%	-975
	GRAND TOTAL			12,838	▼	-7.1%	-977

* Compared to same time period as previous year
 9/12/2024 1:11:26PM

** Case Type Categories are defined in the 2017 Virginia Judicial Workload Assessment
 Source: SCV-SQL-Information

Filings by Major Case Category**

Category	Summary	Change	% Change	Absolute Change
Adult Criminal	2,848	▼	-2.5%	-72
Child Dependency	187	▲	+6.9%	+12
Child in Need of Services/Supervision	51	▼	-22.7%	-15
Custody and Visitation	3,888	▼	-10.6%	-461
Delinquency	1,166	▲	-4.3%	-52
Juvenile Miscellaneous	78	▼	-46.2%	-67
New to Workload Study	95	▲	+43.9%	+29
Other	1,530	▼	-4.1%	-66
Protective Orders	719	▼	-7.7%	-60
Support	1,924	▼	-3.6%	-71
Traffic	352	▼	-30.4%	-154
GRAND TOTAL	12,838	▼	-7.1%	-977

* Compared to same time period as previous year
 9/12/2024 1:11:26PM

** Case Type Categories are defined in the 2017 Virginia Judicial Workload Assessment
 Source: SCV-SQL-Information

2024 Overall GRAND TOTAL		Distribution of Caseload		Change*		Percentage (%) of Caseload		
947	-226 -19.3%	Adult	522 55%	-13.3% ▼	-80	Adult	51.3%	55.1%
2024		Juvenile	425 45%	-25.6% ▼	-146	Juvenile	48.7%	44.9%
2023		GRAND TOTAL	947 100%	-19.3% ▼	-226	GRAND TOTAL	100%	100%

Filings by Division & Code

Division	Case Type Description	Code	Summary	Change	% Change	Absolute Change
Adult	Misdemeanor	CM	114	▼	-31.7%	-53
	Other	OT	98	▲	-8.4%	-9
	Civil Support	VS	94	▲	+1.1%	+1
	Show Cause	SC	74	▲	+1.4%	+1
	Family Abuse - Protective Order	FP	60	▲	+53.8%	+21
	Felony	CF	38	▼	-38.7%	-24
	Capias	CA	37	▲	-17.8%	-8
	Motion - Protective Order	MP	5	▼	-44.4%	-4
	Non-Family Abuse Protective Order	AP	1	▼	-80.0%	-4
	Remand Support	RS	1	↔		-
	Restricted License for Non-Support	SL	0	▼	-100.0%	-1
		Total		522	▼	-13.3%
Juvenile	Custody Visitation	CV	258	▼	-6.2%	-17
	Misdemeanor	DM	62	▼	-39.2%	-40
	Felony	DF	21	▼	-47.5%	-19
	Traffic	T	20	▼	-58.3%	-28
	Status	ST	18	▲	-45.5%	-15
	Truancy	TR	9	▼	-10.0%	-1
	Terminate Parental Rights	TP	8	▼	-27.3%	-3
	Foster Care Review	FC	7	▲	+40.0%	+2
	Non-Family Abuse Protective Order	AP	4	▲	+300.0%	+3
	Permanency Planning	PH	4	▼	-60.0%	-6
	Emergency Custody Order	EC	3	▲	+200.0%	+2
	Show Cause	SC	3	▲	+200.0%	+2
	Temporary Detention Order	TD	3	▼	-50.0%	-3
	Remand Visitation	RV	2	▲	+100.0%	+1
	Child In Need of Services	CS	1	↔		-
	Paternity	PT	1	↔		-
	Remand Custody	RC	1	▼	-50.0%	-1
	Abuse and Neglect	AN	0	▼	-100.0%	-8
	Capias	CA	0	▼	-100.0%	-3
	Initial Foster Care	IF	0	▼	-100.0%	-8
	Qualified Residential Treatment	QR	0	▼	-100.0%	-2
	Special Immigrant Juvenile Status	SI	0	▼	-100.0%	-1
	Voluntary Continuing Services and Support Agreem	VA	0	▼	-100.0%	-1
	Total		425	▼	-25.6%	-146
	GRAND TOTAL		947	▼	-19.3%	-226

Filings by Major Case Category**

Category	Summary	Change	% Change	Absolute Change
Adult Criminal	225	▼	-31.6%	-104
Child Dependency	19	▼	-57.8%	-26
Child in Need of Services/Supervision	12	▲		0
Custody and Visitation	259	▼	-6.2%	-17
Delinquency	84	▲	-42.1%	-61
Juvenile Miscellaneous	18	▲	-45.5%	-15
New to Workload Study	0	▼	-100.0%	-1
Other	108	▲	-8.5%	-10

* Compared to same time period as previous year
 9/12/2024 1:11:26PM

** Case Type Categories are defined in the 2017 Virginia Judicial Workload Assessment
 Source: SCV-SQL-Information

Protective Orders	70	▲	+29.6%	+16
Support	132	▲	+17.9%	+20
Traffic	20	▼	-58.3%	-28
GRAND TOTAL	947	▼	-19.3%	-226

2024 Overall GRAND TOTAL		Distribution of Caseload		Change*		Percentage (%) of Caseload		
8,759	-126 -1.4%	Adult	4,842 55%	-1.1% ▼	-52	Adult	55.1%	55.3%
2024		Juvenile	3,917 45%	-1.9% ▼	-74	Juvenile	44.9%	44.7%
2023		GRAND TOTAL	8,759 100%	-1.4% ▼	-126	GRAND TOTAL	100%	100%

Filings by Division & Code

Division	Case Type Description	Code	Summary	Change	% Change	Absolute Change	
Adult	Other	OT	1,138	▲	+3.8%	+42	
	Misdemeanor	CM	1,064	▲	+3.6%	+37	
	Show Cause	SC	864	▼	-3.2%	-29	
	Civil Support	VS	694	▼	-5.6%	-41	
	Capias	CA	396	▼	-15.0%	-70	
	Family Abuse - Protective Order	FP	370	▲	+0.5%	+2	
	Felony	CF	273	▼	-1.1%	-3	
	Non-Family Abuse Protective Order	AP	19	▲	+46.2%	+6	
	Motion - Protective Order	MP	12	▼	-7.7%	-1	
	Remand Support	RS	5	▲	+400.0%	+4	
	Restricted License for Non-Support	SL	3	▲	+50.0%	+1	
	Violation of Protective Order	PV	3	▼	-25.0%	-1	
	Criminal Support	CS	1	▲	-	+1	
	Total			4,842	▼	-1.1%	-52
Juvenile	Custody Visitation	CV	2,336	▼	-3.7%	-91	
	Misdemeanor	DM	348	▼	-4.9%	-18	
	Felony	DF	179	▼	-25.1%	-60	
	Paternity	PT	161	▼	-29.4%	-67	
	Permanency Planning	PH	152	▲	+31.0%	+36	
	Foster Care Review	FC	133	▲	+17.7%	+20	
	Abuse and Neglect	AN	101	▲	+20.2%	+17	
	Special Immigrant Juvenile Status	SI	85	▲	+3.7%	+3	
	Traffic	T	80	▲	+19.4%	+13	
	Initial Foster Care	IF	69	▲	+50.0%	+23	
	Terminate Parental Rights	TP	45	▲	+9.8%	+4	
	Temporary Detention Order	TD	41	▲	+95.2%	+20	
	Mental Commitment	MC	31	▼	-16.2%	-6	
	Status	ST	29	▲	+20.8%	+5	
	Truancy	TR	25	▲	+38.9%	+7	
	Show Cause	SC	21	▼	+10.5%	+2	
	Child In Need of Services	CS	18	▼	-10.0%	-2	
	Voluntary Continuing Services and Support Agree	VA	12	▼	-25.0%	-4	
	Remand Custody	RC	11	▲	+450.0%	+9	
	Remand Visitation	RV	11	▲	-	+11	
	Non-Family Abuse Protective Order	AP	8	▲	+33.3%	+2	
	Other	OT	6	▲	+500.0%	+5	
	Family Abuse - Protective Order	FP	5	▲	+150.0%	+3	
	Relief of Custody	CR	5	▼	-37.5%	-3	
	Emergency Custody Order	EC	3	▲	+200.0%	+2	
	Civil Violation	CI	1	▲	-	+1	
	Juvenile Support	JS	1	↔	-	-	
	Qualified Residential Treatment	QR	0	▼	-100.0%	-6	
	Total			3,917	▼	-1.9%	-74
	GRAND TOTAL			8,759	▼	-1.4%	-126

Filings by Major Case Category**

Category	Summary	Change	% Change	Absolute Change
Adult Criminal	2,083	▼	-1.0%	-22
Child Dependency	517	▼	+20.2%	+87

* Compared to same time period as previous year
 9/12/2024 1:11:26PM

** Case Type Categories are defined in the 2017 Virginia Judicial Workload Assessment
 Source: SCV-SQL-Information

CPSS - JCMS CASELOAD STATISTICS OF THE JUVENILE & DOMESTIC RELATIONS DISTRICT COURTS
 January 2024 thru August 2024 Filings (Compared to January 2023 thru August 2023)

Richmond

District: 13 FIPS: 760

Child in Need of Services/Supervision	43	▼	+10.3%	+4
Custody and Visitation	2,497	▼	-6.0%	-158
Delinquency	548	▼	-12.0%	-75
Juvenile Miscellaneous	32	▲	+28.0%	+7
New to Workload Study	86	▲	+4.9%	+4
Other	1,243	▲	+7.3%	+85
Protective Orders	414	▲	+3.0%	+12
Support	1,216	▲	-6.4%	-83
Traffic	80	▲	+19.4%	+13
GRAND TOTAL	8,759	▼	-1.4%	-126

2024 Overall GRAND TOTAL		Distribution of Caseload			Change*		Percentage (%) of Caseload		
12,333	+1,877 18.0%	Adult	6,149	50%	8.1% ▲	+462	Adult	54.4%	49.9%
2024		Juvenile	6,184	50%	29.7% ▲	+1,415	Juvenile	45.6%	50.1%
2023		GRAND TOTAL	12,333	100%	18.0% ▲	+1,877	GRAND TOTAL	100%	100%

Filings by Division & Code

Division	Case Type Description	Code	Summary	Change	% Change	Absolute Change	
Adult	Show Cause	SC	1,332	▲	+16.3%	+187	
	Civil Support	VS	1,304	▲	+58.4%	+481	
	Misdemeanor	CM	1,058	▼	-12.5%	-151	
	Other	OT	826	▲	+5.5%	+43	
	Capias	CA	579	▼	-3.8%	-23	
	Family Abuse - Protective Order	FP	454	▼	-1.5%	-7	
	Felony	CF	424	▼	-12.6%	-61	
	Motion - Protective Order	MP	76	▼	-16.5%	-15	
	Remand Support	RS	49	▲	+157.9%	+30	
	Violation of Protective Order	PV	21	▼	-40.0%	-14	
	Non-Family Abuse Protective Order	AP	15	▼	-40.0%	-10	
	Restricted License for Non-Support	SL	8	↔	-	-	
	Protective Order	PC	3	▲	-	+3	
	Criminal Support	CS	0	▼	-100.0%	-1	
	Total		6,149	▲	8.1%	+462	
Juvenile	Custody Visitation	CV	3,928	▲	+38.9%	+1,101	
	Misdemeanor	DM	719	▲	+11.0%	+71	
	Traffic	T	385	▲	+4.6%	+17	
	Felony	DF	216	▼	-8.5%	-20	
	Paternity	PT	99	▲	+70.7%	+41	
	Abuse and Neglect	AN	92	▲	+46.0%	+29	
	Permanency Planning	PH	90	▲	+63.6%	+35	
	Special Immigrant Juvenile Status	SI	90	▲	+55.2%	+32	
	Foster Care Review	FC	88	↔	-	-	
	Show Cause	SC	85	▼	+28.8%	+19	
	Initial Foster Care	IF	72	▲	+75.6%	+31	
	Status	ST	53	▲	+82.8%	+24	
	Child In Need of Services	CS	48	▼	-23.8%	-15	
	Remand Visitation	RV	46	▲	+557.1%	+39	
	Remand Custody	RC	41	▲	+485.7%	+34	
	Temporary Detention Order	TD	28	▼	-46.2%	-24	
	Terminate Parental Rights	TP	28	▲	+21.7%	+5	
	Capias	CA	26	▲	+62.5%	+10	
	Non-Family Abuse Protective Order	AP	15	▼	-53.1%	-17	
	Mental Commitment	MC	5	▼	-50.0%	-5	
	Truancy	TR	5	▲	+150.0%	+3	
	Family Abuse - Protective Order	FP	4	▲	+300.0%	+3	
	Other	OT	4	▼	-33.3%	-2	
	Relief of Custody	CR	4	▲	-	+4	
	Voluntary Continuing Services and Support Agree	VA	4	▲	+33.3%	+1	
	Motion - Protective Order	MP	3	▲	+50.0%	+1	
	Civil Violation	CI	2	▲	-	+2	
	Emergency Custody Order	EC	2	▼	-66.7%	-4	
	Emancipation	EP	1	▲	-	+1	
	Violation Family Abuse Protective Order	PS	1	▲	-	+1	
	Child at Risk	RI	0	▼	-100.0%	-2	
		Total		6,184	▲	29.7%	+1,415
		GRAND TOTAL		12,333	▲	18.0%	+1,877

* Compared to same time period as previous year
 9/12/2024 1:11:26PM

** Case Type Categories are defined in the 2017 Virginia Judicial Workload Assessment
 Source: SCV-SQL-Information

Filings by Major Case Category**

Category	Summary	Change	% Change	Absolute Change
Adult Criminal	2,397	▲	-8.6%	-226
Child Dependency	378	▲	+37.5%	+103
Child in Need of Services/Supervision	53	▲	-20.9%	-14
Custody and Visitation	4,027	▲	+39.6%	+1,142
Delinquency	1,047	▲	+8.6%	+83
Juvenile Miscellaneous	54	▲	+86.2%	+25
New to Workload Study	92	▲	+58.6%	+34
Other	1,001	▲	+12.5%	+111
Protective Orders	567	▲	-7.4%	-45
Support	2,332	▼	+38.4%	+647
Traffic	385	▲	+4.6%	+17
GRAND TOTAL	12,333	▲	18.0%	+1,877

* Compared to same time period as previous year
 9/12/2024 1:11:26PM

** Case Type Categories are defined in the 2017 Virginia Judicial Workload Assessment
 Source: SCV-SQL-Information

2024 Overall GRAND TOTAL		Distribution of Caseload		Change*		Percentage (%) of Caseload		
1,578 +61 4.0% 	Adult	848	54%	8.6% ▲	+67	Adult	2023	2024
	Juvenile	730	46%	-0.8% ▼	-6	Juvenile	48.5%	53.7%
GRAND TOTAL		1,578	100%	4.0% ▲	+61	GRAND TOTAL	100%	100%

Filings by Division & Code

Division	Case Type Description	Code	Summary	Change	% Change	Absolute Change	
Adult	Misdemeanor	CM	183	▲	+1.7%	+3	
	Civil Support	VS	182	▲	+9.0%	+15	
	Show Cause	SC	151	▲	+22.8%	+28	
	Other	OT	118	▲	+110.7%	+62	
	Family Abuse - Protective Order	FP	73	▼	-32.4%	-35	
	Felony	CF	65	▼	-14.5%	-11	
	Capias	CA	44	▲	+22.2%	+8	
	Motion - Protective Order	MP	9	▼	-35.7%	-5	
	Remand Support	RS	9	▲	+350.0%	+7	
	Non-Family Abuse Protective Order	AP	7	▼	-30.0%	-3	
	Violation of Protective Order	PV	5	▼	-28.6%	-2	
	Restricted License for Non-Support	SL	1	▼	-50.0%	-1	
	Violation Family Abuse Protective Order	PS	1	▲	-	+1	
	Total			848	▲	8.6%	+67
Juvenile	Custody Visitation	CV	567	▲	+9.7%	+50	
	Misdemeanor	DM	33	▼	-26.7%	-12	
	Felony	DF	18	▼	-21.7%	-5	
	Child In Need of Services	CS	17	▲	+54.5%	+6	
	Traffic	T	17	▼	-58.5%	-24	
	Paternity	PT	10	▼	-37.5%	-6	
	Remand Custody	RC	9	▲	+800.0%	+8	
	Remand Visitation	RV	9	▲	+800.0%	+8	
	Show Cause	SC	7	▲	-	-	
	Special Immigrant Juvenile Status	SI	7	▲	+250.0%	+5	
	Truancy	TR	7	↔	-	-	
	Non-Family Abuse Protective Order	AP	4	▼	-66.7%	-8	
	Temporary Detention Order	TD	4	▼	-33.3%	-2	
	Abuse and Neglect	AN	3	▲	+50.0%	+1	
	Civil Violation	CI	3	▲	+200.0%	+2	
	Foster Care Review	FC	3	▼	-66.7%	-6	
	Other	OT	3	▼	-57.1%	-4	
	Status	ST	3	▲	-40.0%	-2	
	Emergency Custody Order	EC	2	▼	-33.3%	-1	
	Voluntary Continuing Services and Support Agreen	VA	2	▲	+100.0%	+1	
	Capias	CA	1	↔	-	-	
	Initial Foster Care	IF	1	▼	-75.0%	-3	
	Entrustment	ET	0	▼	-100.0%	-7	
	Family Abuse - Protective Order	FP	0	▼	-100.0%	-2	
	Protective Order	PC	0	▼	-100.0%	-1	
	Relief of Custody	CR	0	▼	-100.0%	-2	
	Terminate Parental Rights	TP	0	▼	-100.0%	-2	
	Total			730	▼	-0.8%	-6
	GRAND TOTAL			1,578	▲	4.0%	+61

Filings by Major Case Category**

Category	Summary	Change	% Change	Absolute Change
Adult Criminal	331	▲	+2.5%	+8
Child Dependency	9	▼	-66.7%	-18
Child in Need of Services/Supervision	27	▲	+50.0%	+9

* Compared to same time period as previous year
 9/12/2024 1:11:26PM

** Case Type Categories are defined in the 2017 Virginia Judicial Workload Assessment
 Source: SCV-SQL-Information

CPSS - JCMS CASELOAD STATISTICS OF THE JUVENILE & DOMESTIC RELATIONS DISTRICT COURTS
 January 2024 thru August 2024 Filings (Compared to January 2023 thru August 2023)

Caroline

District: 15 FIPS: 033

Custody and Visitation	577	▼	+8.3%	+44
Delinquency	56	▼	-27.3%	-21
Juvenile Miscellaneous	3	▲	-40.0%	-2
New to Workload Study	10	▲	+233.3%	+7
Other	154	▲	+102.6%	+78
Protective Orders	93	▼	-36.3%	-53
Support	301	▼	+12.3%	+33
Traffic	17	▼	-58.5%	-24
GRAND TOTAL	1,578	▲	4.0%	+61

2024 Overall GRAND TOTAL		Distribution of Caseload			Change*		Percentage (%) of Caseload		
508 +91 21.8% 		Adult	312	61%	45.1% ▲	+97	Adult	2023 51.6%	2024 61.4%
		Juvenile	196	39%	-3.0% ▼	-6	Juvenile	48.4%	38.6%
		GRAND TOTAL	508	100%	21.8% ▲	+91	GRAND TOTAL	100%	100%

Filings by Division & Code

Division	Case Type Description	Code	Summary	Change	% Change	Absolute Change
Adult	Misdemeanor	CM	83	▲	+33.9%	+21
	Show Cause	SC	77	▲	+220.8%	+53
	Other	OT	58	▲	+61.1%	+22
	Civil Support	VS	47	▼	-6.0%	-3
	Felony	CF	22	▲	+4.8%	+1
	Family Abuse - Protective Order	FP	12	▼	-20.0%	-3
	Capias	CA	7	▼	+16.7%	+1
	Motion - Protective Order	MP	5	▲	+400.0%	+4
	Non-Family Abuse Protective Order	AP	1	▲	-	+1
		Total		312	▲	45.1%
Juvenile	Custody Visitation	CV	92	▼	-1.1%	-1
	Show Cause	SC	43	▲	+975.0%	+39
	Misdemeanor	DM	22	▲	+10.0%	+2
	Traffic	T	20	▼	-23.1%	-6
	Felony	DF	5	▼	-44.4%	-4
	Mental Commitment	MC	3	▲	+50.0%	+1
	Abuse and Neglect	AN	2	▼	-50.0%	-2
	Paternity	PT	2	▼	-50.0%	-2
	Permanency Planning	PH	2	▼	-66.7%	-4
	Status	ST	2	▼	-90.0%	-18
	Child In Need of Services	CS	1	▲	-	+1
	Emergency Custody Order	EC	1	▲	-	+1
	Foster Care Review	FC	1	▼	-66.7%	-2
	Child at Risk	RI	0	▼	-100.0%	-3
	Civil Violation	CI	0	▼	-100.0%	-1
	Initial Foster Care	IF	0	▼	-100.0%	-1
	Motion - Protective Order	MP	0	▼	-100.0%	-1
	Terminate Parental Rights	TP	0	▼	-100.0%	-5
	Total		196	▼	-3.0%	-6
GRAND TOTAL			508	▲	21.8%	+91

Filings by Major Case Category**

Category	Summary	Change	% Change	Absolute Change	
Adult Criminal	174	▲	+67.3%	+70	
Child Dependency	5	▼	-77.3%	-17	
Child in Need of Services/Supervision	1	▲	-	+1	
Custody and Visitation	94	▼	-3.1%	-3	
Delinquency	70	▲	+112.1%	+37	
Juvenile Miscellaneous	2	▼	-90.0%	-18	
New to Workload Study	0	▼	-100.0%	-1	
Other	62	▲	+63.2%	+24	
Protective Orders	18	▲	+5.9%	+1	
Support	62	▲	+5.1%	+3	
Traffic	20	▼	-23.1%	-6	
GRAND TOTAL		508	▲	21.8%	+91

* Compared to same time period as previous year
 9/12/2024 1:11:26PM

** Case Type Categories are defined in the 2017 Virginia Judicial Workload Assessment
 Source: SCV-SQL-Information

2024 Overall GRAND TOTAL		Distribution of Caseload			Change*		Percentage (%) of Caseload		
1,654	+43 2.7%	Adult	852	52%	24.6% ▲	+168	Adult	42.5%	51.5%
2024		Juvenile	802	48%	-13.5% ▼	-125	Juvenile	57.5%	48.5%
2023		GRAND TOTAL	1,654	100%	2.7% ▲	+43	GRAND TOTAL	100%	100%

Filings by Division & Code

Division	Case Type Description	Code	Summary	Change	% Change	Absolute Change
Adult	Misdemeanor	CM	230	▲	+62.0%	+88
	Other	OT	158	▲	+31.7%	+38
	Show Cause	SC	128	▲	+17.4%	+19
	Civil Support	VS	118	▼	-23.9%	-37
	Felony	CF	86	▲	+104.8%	+44
	Family Abuse - Protective Order	FP	73	▲	+52.1%	+25
	Capias	CA	34	▼	-24.4%	-11
	Motion - Protective Order	MP	9	▼	-25.0%	-3
	Non-Family Abuse Protective Order	AP	6	▲	+50.0%	+2
	Violation of Protective Order	PV	6	▲	+50.0%	+2
	Remand Support	RS	4	▲	+100.0%	+2
	Restricted License for Non-Support	SL	0	▼	-100.0%	-1
		Total		852	▲	24.6%
Juvenile	Custody Visitation	CV	395	▼	-25.6%	-136
	Misdemeanor	DM	106	▲	+27.7%	+23
	Felony	DF	41	▲	+36.7%	+11
	Traffic	T	41	▼	-44.6%	-33
	Foster Care Review	FC	34	▲	+161.5%	+21
	Mental Commitment	MC	24	▼	-22.6%	-7
	Permanency Planning	PH	24	▲	+71.4%	+10
	Abuse and Neglect	AN	22	▲	+29.4%	+5
	Initial Foster Care	IF	20	▲	+185.7%	+13
	Terminate Parental Rights	TP	15	▲	+87.5%	+7
	Status	ST	12	▲	+20.0%	+2
	Paternity	PT	10	▼	-73.7%	-28
	Remand Visitation	RV	10	▲	+25.0%	+2
	Remand Custody	RC	8	▲	+33.3%	+2
	Child In Need of Services	CS	6	↔		-
	Emergency Custody Order	EC	5	▼	-54.5%	-6
	Civil Violation	CI	4	▲	-	+4
	Non-Family Abuse Protective Order	AP	4	▲	+33.3%	+1
	Special Immigrant Juvenile Status	SI	4	▲	-	+4
	Truancy	TR	4	▼	-55.6%	-5
	Relief of Custody	CR	3	▲	+200.0%	+2
	Motion - Protective Order	MP	2	▲	-	+2
	Show Cause	SC	2	▼	-71.4%	-5
	Temporary Detention Order	TD	2	▼	-71.4%	-5
	Capias	CA	1	▼	-66.7%	-2
	Entrustment	ET	1	▼	-50.0%	-1
	Family Abuse - Protective Order	FP	1	▲	-	+1
	Restoration of Parental Rights	RR	1	▲	-	+1
	Child at Risk	RI	0	▼	-100.0%	-1
	Other	OT	0	▼	-100.0%	-3
	Qualified Residential Treatment	QR	0	▼	-100.0%	-2
	Voluntary Continuing Services and Support Agreem	VA	0	▼	-100.0%	-2
		Total		802	▼	-13.5%
GRAND TOTAL			1,654	▲	2.7%	+43

* Compared to same time period as previous year
 9/12/2024 1:11:26PM

** Case Type Categories are defined in the 2017 Virginia Judicial Workload Assessment
 Source: SCV-SQL-Information

Filings by Major Case Category**

Category	Summary	Change	% Change	Absolute Change
Adult Criminal	440	▲	+38.8%	+123
Child Dependency	119	▲	+77.6%	+52
Child in Need of Services/Supervision	10	▼	-37.5%	-6
Custody and Visitation	405	▼	-28.8%	-164
Delinquency	150	▼	+23.0%	+28
Juvenile Miscellaneous	12	▲	+20.0%	+2
New to Workload Study	8	▲	-	+8
Other	212	▲	+12.8%	+24
Protective Orders	95	▲	+41.8%	+28
Support	162	▼	-10.5%	-19
Traffic	41	▼	-44.6%	-33
GRAND TOTAL	1,654	▲	2.7%	+43

2024 Overall GRAND TOTAL		Distribution of Caseload		Change*		Percentage (%) of Caseload		
2,559	-333 -11.5%	Adult	1,260 49%	-13.0% ▼	-189	Adult	50.1%	49.2%
2024		Juvenile	1,299 51%	-10.0% ▼	-144	Juvenile	49.9%	50.8%
2023		GRAND TOTAL	2,559 100%	-11.5% ▼	-333	GRAND TOTAL	100%	100%

Filings by Division & Code

Division	Case Type Description	Code	Summary	Change	% Change	Absolute Change	
Adult	Civil Support	VS	297	▲	+3.8%	+11	
	Show Cause	SC	236	▲	+12.9%	+27	
	Misdemeanor	CM	226	▼	-16.6%	-45	
	Other	OT	187	▼	-27.5%	-71	
	Family Abuse - Protective Order	FP	116	▼	-16.5%	-23	
	Felony	CF	89	▼	-24.6%	-29	
	Capias	CA	60	▼	-36.8%	-35	
	Non-Family Abuse Protective Order	AP	22	▲	+29.4%	+5	
	Motion - Protective Order	MP	13	▼	-45.8%	-11	
	Violation of Protective Order	PV	8	▼	-71.4%	-20	
	Remand Support	RS	4	↔		-	
	Violation Family Abuse Protective Order	PS	2	▲	-	+2	
		Total		1,260	▼	-13.0%	-189
Juvenile	Custody Visitation	CV	841	▼	-7.8%	-71	
	Misdemeanor	DM	114	▼	-17.4%	-24	
	Traffic	T	111	▲	+29.1%	+25	
	Felony	DF	43	▼	-37.7%	-26	
	Foster Care Review	FC	40	▲	+73.9%	+17	
	Permanency Planning	PH	28	▼	-6.7%	-2	
	Show Cause	SC	17	▼	-67.3%	-35	
	Child In Need of Services	CS	15	▲	+25.0%	+3	
	Non-Family Abuse Protective Order	AP	13	▼	-23.5%	-4	
	Initial Foster Care	IF	10	▲	+11.1%	+1	
	Remand Custody	RC	9	▲	+50.0%	+3	
	Remand Visitation	RV	9	▲	+50.0%	+3	
	Capias	CA	7	↔		-	
	Paternity	PT	7	▼	-46.2%	-6	
	Voluntary Continuing Services and Support Agree	VA	7	▲	+250.0%	+5	
	Entrustment	ET	5	▲	-	+5	
	Other	OT	4	▲	+100.0%	+2	
	Terminate Parental Rights	TP	4	▲	-	+4	
	Truancy	TR	4	▼	-71.4%	-10	
	Family Abuse - Protective Order	FP	2	▲	+100.0%	+1	
	Status	ST	2	▼	-71.4%	-5	
	Abuse and Neglect	AN	1	▼	-95.2%	-20	
	Emancipation	EP	1	↔		-	
	Motion - Protective Order	MP	1	▼	-66.7%	-2	
	Protective Order	PC	1	▲	-	+1	
	Relief of Custody	CR	1	▼	-50.0%	-1	
	Special Immigrant Juvenile Status	SI	1	▼	-50.0%	-1	
	Temporary Detention Order	TD	1	▼	-50.0%	-1	
	Civil Violation	CI	0	▼	-100.0%	-3	
	Emergency Custody Order	EC	0	▼	-100.0%	-1	
	Qualified Residential Treatment	QR	0	▼	-100.0%	-2	
		Total		1,299	▼	-10.0%	-144
	GRAND TOTAL			2,559	▼	-11.5%	-333

* Compared to same time period as previous year
 9/12/2024 1:11:26PM

** Case Type Categories are defined in the 2017 Virginia Judicial Workload Assessment
 Source: SCV-SQL-Information

Filings by Major Case Category**

Category	Summary	Change	% Change	Absolute Change
Adult Criminal	480	▲	-21.6%	-132
Child Dependency	96	▲	+7.9%	+7
Child in Need of Services/Supervision	19	▼	-50.0%	-19
Custody and Visitation	848	▼	-8.3%	-77
Delinquency	182	▲	-28.3%	-72
Juvenile Miscellaneous	3	▼	-62.5%	-5
New to Workload Study	1	▼	-80.0%	-4
Other	214	▼	-23.3%	-65
Protective Orders	167	▼	-16.9%	-34
Support	438	▲	+10.9%	+43
Traffic	111	▲	+29.1%	+25
GRAND TOTAL	2,559	▼	-11.5%	-333

* Compared to same time period as previous year
 9/12/2024 1:11:26PM

** Case Type Categories are defined in the 2017 Virginia Judicial Workload Assessment
 Source: SCV-SQL-Information

2024 Overall GRAND TOTAL		Distribution of Caseload		Change*		Percentage (%) of Caseload			
1,042	+112 12.0%	Adult	477	46%	18.4% ▲	+74	Adult	43.3%	45.8%
2024		Juvenile	565	54%	7.2% ▲	+38	Juvenile	56.7%	54.2%
2023		GRAND TOTAL	1,042	100%	12.0% ▲	+112	GRAND TOTAL	100%	100%

Filings by Division & Code

Division	Case Type Description	Code	Summary	Change	% Change	Absolute Change
Adult	Civil Support	VS	97	▼	-20.5%	-25
	Show Cause	SC	97	▲	+73.2%	+41
	Misdemeanor	CM	84	▲	+9.1%	+7
	Other	OT	69	▲	+21.1%	+12
	Felony	CF	66	▲	+100.0%	+33
	Family Abuse - Protective Order	FP	32	▲	+52.4%	+11
	Capias	CA	10	▲	-44.4%	-8
	Motion - Protective Order	MP	10	▲	+11.1%	+1
	Remand Support	RS	5	▲	+25.0%	+1
	Non-Family Abuse Protective Order	AP	4	▲	+100.0%	+2
	Violation of Protective Order	PV	2	▼	-50.0%	-2
	Restricted License for Non-Support	SL	1	▲	-	+1
	Total		477	▲	18.4%	+74
Juvenile	Custody Visitation	CV	352	▲	+21.8%	+63
	Misdemeanor	DM	75	▲	+53.1%	+26
	Traffic	T	36	▼	-20.0%	-9
	Abuse and Neglect	AN	14	▲	+250.0%	+10
	Felony	DF	11	▼	-69.4%	-25
	Truancy	TR	11	▲	+450.0%	+9
	Paternity	PT	9	▼	-62.5%	-15
	Remand Custody	RC	7	▼	-12.5%	-1
	Remand Visitation	RV	7	▼	-12.5%	-1
	Voluntary Continuing Services and Support Agreem	VA	7	▲	+250.0%	+5
	Child In Need of Services	CS	6	▲	+100.0%	+3
	Civil Violation	CI	6	▼	-64.7%	-11
	Permanency Planning	PH	6	▲	+100.0%	+3
	Status	ST	5	▲	+150.0%	+3
	Initial Foster Care	IF	4	▲	+33.3%	+1
	Foster Care Review	FC	3	▼	-25.0%	-1
	Capias	CA	2	▲	-	+2
	Terminate Parental Rights	TP	2	▲	+100.0%	+1
	Show Cause	SC	1	▼	-75.0%	-3
	Special Immigrant Juvenile Status	SI	1	▲	-	+1
	Motion - Protective Order	MP	0	▼	-100.0%	-1
	Non-Family Abuse Protective Order	AP	0	▼	-100.0%	-6
	Other	OT	0	▼	-100.0%	-7
	Relief of Custody	CR	0	▼	-100.0%	-2
	Temporary Detention Order	TD	0	▼	-100.0%	-7
	Total		565	▲	7.2%	+38
GRAND TOTAL			1,042	▲	12.0%	+112

Filings by Major Case Category**

Category	Summary	Change	% Change	Absolute Change
Adult Criminal	231	▲	+25.5%	+47
Child Dependency	36	▲	+89.5%	+17
Child in Need of Services/Supervision	17	▲	+183.3%	+11
Custody and Visitation	361	▼	+15.3%	+48
Delinquency	89	▲	+1.1%	+1

* Compared to same time period as previous year
 9/12/2024 1:11:26PM

** Case Type Categories are defined in the 2017 Virginia Judicial Workload Assessment
 Source: SCV-SQL-Information

Juvenile Miscellaneous	5	▲	+150.0%	+3
New to Workload Study	7	▲	-58.8%	-10
Other	88	▼	-3.3%	-3
Protective Orders	46	▼	+17.9%	+7
Support	126	▲		0
Traffic	36	▼	-20.0%	-9
GRAND TOTAL	1,042	▲	12.0%	+112

2024 Overall GRAND TOTAL		Distribution of Caseload		Change*		Percentage (%) of Caseload			
381 +66 21.0% 		Adult	225	59%	15.4% ▲	+30	Adult	2023 61.9%	2024 59.1%
		Juvenile	156	41%	30.0% ▲	+36	Juvenile	38.1%	40.9%
		GRAND TOTAL	381	100%	21.0% ▲	+66	GRAND TOTAL	100%	100%

Filings by Division & Code

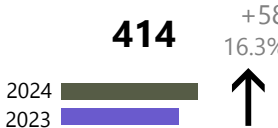
Division	Case Type Description	Code	Summary	Change	% Change	Absolute Change
Adult	Civil Support	VS	49	▲	+28.9%	+11
	Misdemeanor	CM	49	▲	+4.3%	+2
	Other	OT	43	▲	+48.3%	+14
	Show Cause	SC	31	▲	+6.9%	+2
	Felony	CF	16	▼	-5.9%	-1
	Capias	CA	15	▲	+7.1%	+1
	Family Abuse - Protective Order	FP	11	▼	-21.4%	-3
	Non-Family Abuse Protective Order	AP	4	▼	-33.3%	-2
	Motion - Protective Order	MP	3	▲	+200.0%	+2
	Criminal Support	CS	1	▲	-	+1
	Remand Support	RS	1	▲	-	+1
	Restricted License for Non-Support	SL	1	▲	-	+1
	Violation of Protective Order	PV	1	▲	-	+1
	Total		225	▲	15.4%	+30
Juvenile	Custody Visitation	CV	73	▼	-5.2%	-4
	Misdemeanor	DM	32	▲	+45.5%	+10
	Truancy	TR	12	▲	+1,100.0%	+11
	Traffic	T	10	↔	-	-
	Child In Need of Services	CS	8	▲	+166.7%	+5
	Felony	DF	4	▲	+100.0%	+2
	Remand Custody	RC	4	▲	-	+4
	Remand Visitation	RV	4	▲	-	+4
	Paternity	PT	3	▲	+200.0%	+2
	Emancipation	EP	1	▲	-	+1
	Foster Care Review	FC	1	▼	-50.0%	-1
	Non-Family Abuse Protective Order	AP	1	▲	-	+1
	Show Cause	SC	1	▲	-	+1
	Temporary Detention Order	TD	1	↔	-	-
	Terminate Parental Rights	TP	1	▲	-	+1
	Voluntary Continuing Services and Support Agreem	VA	0	▼	-100.0%	-1
		Total		156	▲	30.0%
	GRAND TOTAL		381	▲	21.0%	+66

Filings by Major Case Category**

Category	Summary	Change	% Change	Absolute Change
Adult Criminal	99	▲	+4.2%	+4
Child Dependency	2	▲	-33.3%	-1
Child in Need of Services/Supervision	21	▲	+425.0%	+17
Custody and Visitation	76	▲	-2.6%	-2
Delinquency	36	▲	+50.0%	+12
Juvenile Miscellaneous	1	▲	-	+1
Other	53	▲	+76.7%	+23
Protective Orders	19	▲	-9.5%	-2
Support	64	▲	+28.0%	+14
Traffic	10	↔	-	0
	GRAND TOTAL	▲	21.0%	+66

* Compared to same time period as previous year
 9/12/2024 1:11:26PM

** Case Type Categories are defined in the 2017 Virginia Judicial Workload Assessment
 Source: SCV-SQL-Information

2024 Overall GRAND TOTAL		Distribution of Caseload		Change*		Percentage (%) of Caseload			
414  2024 2023	+58 16.3%	Adult	227	55%	3.2% ▲	+7	Adult	61.8%	54.8%
		Juvenile	187	45%	37.5% ▲	+51	Juvenile	38.2%	45.2%
GRAND TOTAL		414	100%	16.3% ▲	+58	GRAND TOTAL	100%	100%	

Filings by Division & Code

Division	Case Type Description	Code	Summary	Change	% Change	Absolute Change
Adult	Misdemeanor	CM	78	▲	+20.0%	+13
	Other	OT	38	▲	+2.7%	+1
	Civil Support	VS	32	▲	+23.1%	+6
	Show Cause	SC	31	▲	+6.9%	+2
	Family Abuse - Protective Order	FP	16	▼	-20.0%	-4
	Capias	CA	12	▼	-20.0%	-3
	Felony	CF	12	▼	-29.4%	-5
	Motion - Protective Order	MP	4	↔		-
	Non-Family Abuse Protective Order	AP	2	↔		-
	Violation of Protective Order	PV	2	▼	-33.3%	-1
	Remand Support	RS	0	▼	-100.0%	-2
	Total		227	▲	3.2%	+7
Juvenile	Custody Visitation	CV	104	▲	+30.0%	+24
	Misdemeanor	DM	26	▲	+52.9%	+9
	Felony	DF	16	▲	+166.7%	+10
	Truancy	TR	12	▲	+140.0%	+7
	Child In Need of Services	CS	8	▲	+60.0%	+3
	Traffic	T	7	▼	-41.7%	-5
	Foster Care Review	FC	4	▲	-	+4
	Terminate Parental Rights	TP	4	▲	-	+4
	Paternity	PT	2	↔		-
	Abuse and Neglect	AN	1	▲	-	+1
	Non-Family Abuse Protective Order	AP	1	↔		-
	Show Cause	SC	1	▼	-50.0%	-1
	Temporary Detention Order	TD	1	▲	-	+1
	Remand Custody	RC	0	▼	-100.0%	-3
	Remand Visitation	RV	0	▼	-100.0%	-2
	Status	ST	0	▼	-100.0%	-1
		Total		187	▲	37.5%
GRAND TOTAL			414	▲	16.3%	+58

Filings by Major Case Category**

Category	Summary	Change	% Change	Absolute Change
Adult Criminal	123	▼	+7.9%	+9
Child Dependency	9	▲	-	+9
Child in Need of Services/Supervision	20	▲	+100.0%	+10
Custody and Visitation	106	▲	+29.3%	+24
Delinquency	43	▲	+72.0%	+18
Juvenile Miscellaneous	0	▼	-100.0%	-1
Other	39	▲	-11.4%	-5
Protective Orders	23	▼	-14.8%	-4
Support	44	▼	+7.3%	+3
Traffic	7	▼	-41.7%	-5
GRAND TOTAL	414	▲	16.3%	+58

* Compared to same time period as previous year
 9/12/2024 1:11:26PM

** Case Type Categories are defined in the 2017 Virginia Judicial Workload Assessment
 Source: SCV-SQL-Information

2024 Overall GRAND TOTAL		Distribution of Caseload		Change*		Percentage (%) of Caseload		
179	-57 -24.2%	Adult	101 56%	-6.5% ▼	-7	Adult	45.8%	56.4%
2024		Juvenile	78 44%	-39.1% ▼	-50	Juvenile	54.2%	43.6%
2023		GRAND TOTAL	179 100%	-24.2% ▼	-57	GRAND TOTAL	100%	100%

Filings by Division & Code

Division	Case Type Description	Code	Summary	Change	% Change	Absolute Change	
Adult	Misdemeanor	CM	27	▲	+22.7%	+5	
	Show Cause	SC	16	▲	+6.7%	+1	
	Other	OT	15	▼	-44.4%	-12	
	Civil Support	VS	13	▼	-58.1%	-18	
	Family Abuse - Protective Order	FP	11	▲	+175.0%	+7	
	Capias	CA	10	▲	+150.0%	+6	
	Felony	CF	7	▲	+250.0%	+5	
	Non-Family Abuse Protective Order	AP	1	▲	-	+1	
	Restricted License for Non-Support	SL	1	▲	-	+1	
	Motion - Protective Order	MP	0	▼	-100.0%	-2	
	Violation Family Abuse Protective Order	PS	0	▼	-100.0%	-1	
	Total		101	▼	-6.5%	-7	
Juvenile	Custody Visitation	CV	40	▼	-47.4%	-36	
	Misdemeanor	DM	14	▲	+133.3%	+8	
	Traffic	T	13	↔		-	
	Show Cause	SC	3	▲		-	
	Child In Need of Services	CS	2	▼	-66.7%	-4	
	Truancy	TR	2	↔		-	
	Abuse and Neglect	AN	1	▲	-	+1	
	Emergency Custody Order	EC	1	▲	-	+1	
	Felony	DF	1	▲	-	+1	
	Status	ST	1	▼	-91.7%	-11	
	Capias	CA	0	▼	-100.0%	-1	
	Foster Care Review	FC	0	▼	-100.0%	-1	
	Non-Family Abuse Protective Order	AP	0	▼	-100.0%	-1	
	Paternity	PT	0	▼	-100.0%	-4	
	Permanency Planning	PH	0	▼	-100.0%	-3	
		Total		78	▼	-39.1%	-50
		GRAND TOTAL		179	▼	-24.2%	-57

Filings by Major Case Category**

Category	Summary	Change	% Change	Absolute Change
Adult Criminal	54	▲	+45.9%	+17
Child Dependency	1	▲	-75.0%	-3
Child in Need of Services/Supervision	5	▲	-37.5%	-3
Custody and Visitation	40	▼	-50.0%	-40
Delinquency	17	▲	+70.0%	+7
Juvenile Miscellaneous	1	▼	-91.7%	-11
Other	16	▲	-40.7%	-11
Protective Orders	12	▲	+71.4%	+5
Support	20	▲	-47.4%	-18
Traffic	13	↔		0
	GRAND TOTAL		-24.2%	-57

* Compared to same time period as previous year
 9/12/2024 1:11:26PM

** Case Type Categories are defined in the 2017 Virginia Judicial Workload Assessment
 Source: SCV-SQL-Information

2024 Overall GRAND TOTAL		Distribution of Caseload			Change*		Percentage (%) of Caseload		
5,976 +20 0.3% 		Adult	3,113	52%	7.3% ▲	+212	Adult	48.7%	52.1%
		Juvenile	2,863	48%	-6.3% ▼	-192	Juvenile	51.3%	47.9%
		GRAND TOTAL	5,976	100%	0.3% ▲	+20	GRAND TOTAL	100%	100%

Filings by Division & Code

Division	Case Type Description	Code	Summary	Change	% Change	Absolute Change	
Adult	Civil Support	VS	759	▲	+25.0%	+152	
	Show Cause	SC	687	▲	+3.8%	+25	
	Misdemeanor	CM	509	▲	+6.3%	+30	
	Other	OT	448	▲	+0.2%	+1	
	Felony	CF	230	▲	+0.9%	+2	
	Family Abuse - Protective Order	FP	227	▲	+6.6%	+14	
	Capias	CA	104	▲	-9.6%	-11	
	Remand Support	RS	61	▲	+19.6%	+10	
	Motion - Protective Order	MP	55	▲	+19.6%	+9	
	Non-Family Abuse Protective Order	AP	22	▲	+4.8%	+1	
	Restricted License for Non-Support	SL	4	▲	+300.0%	+3	
	Violation of Protective Order	PV	4	▼	-81.8%	-18	
	Criminal Support	CS	2	▼	-66.7%	-4	
	Protective Order	PC	1	▲	-	+1	
Violation Family Abuse Protective Order	PS	0	▼	-100.0%	-3		
	Total		3,113	▲	7.3%	+212	
Juvenile	Custody Visitation	CV	1,930	▼	-8.3%	-175	
	Misdemeanor	DM	238	▼	-7.0%	-18	
	Felony	DF	88	▲	+91.3%	+42	
	Paternity	PT	87	▲	+31.8%	+21	
	Remand Custody	RC	87	▲	+24.3%	+17	
	Remand Visitation	RV	86	▲	+24.6%	+17	
	Traffic	T	57	▼	-20.8%	-15	
	Foster Care Review	FC	34	▼	-30.6%	-15	
	Non-Family Abuse Protective Order	AP	28	▼	-46.2%	-24	
	Child In Need of Services	CS	26	▲	+44.4%	+8	
	Abuse and Neglect	AN	25	▼	-26.5%	-9	
	Permanency Planning	PH	25	↔	-	-	
	Truancy	TR	25	▲	+8.7%	+2	
	Show Cause	SC	21	▲	-38.2%	-13	
	Voluntary Continuing Services and Support Agree	VA	20	▲	+53.8%	+7	
	Child at Risk	RI	13	▼	-38.1%	-8	
	Special Immigrant Juvenile Status	SI	13	▲	+550.0%	+11	
	Terminate Parental Rights	TP	11	▼	-26.7%	-4	
	Other	OT	10	▲	+25.0%	+2	
	Status	ST	9	▼	-18.2%	-2	
	Initial Foster Care	IF	8	▼	-57.9%	-11	
	Temporary Detention Order	TD	8	▼	-63.6%	-14	
	Relief of Custody	CR	5	▼	-58.3%	-7	
	Emergency Custody Order	EC	4	▼	-20.0%	-1	
	Motion - Protective Order	MP	2	▼	-33.3%	-1	
	Violation Family Abuse Protective Order	PS	2	▲	-	+2	
	Family Abuse - Protective Order	FP	1	↔	-	-	
	Capias	CA	0	▼	-100.0%	-1	
	Qualified Residential Treatment	QR	0	▼	-100.0%	-3	
		Total		2,863	▼	-6.3%	-192
		GRAND TOTAL		5,976	▲	0.3%	+20

* Compared to same time period as previous year
 9/12/2024 1:11:26PM

** Case Type Categories are defined in the 2017 Virginia Judicial Workload Assessment
 Source: SCV-SQL-Information

Filings by Major Case Category**

Category	Summary	Change	% Change	Absolute Change
Adult Criminal	1,117	▲	+4.4%	+47
Child Dependency	141	▼	-26.2%	-50
Child in Need of Services/Supervision	52	▲	+26.8%	+11
Custody and Visitation	2,017	▲	-7.1%	-154
Delinquency	348	▲	+3.3%	+11
Juvenile Miscellaneous	9	▼	-18.2%	-2
New to Workload Study	13	▲	+550.0%	+11
Other	704	▲	+4.8%	+32
Protective Orders	335	▼	-0.3%	-1
Support	1,183	▲	+12.3%	+130
Traffic	57	▼	-20.8%	-15
GRAND TOTAL	5,976	▲	0.3%	+20

* Compared to same time period as previous year
 9/12/2024 1:11:26PM

** Case Type Categories are defined in the 2017 Virginia Judicial Workload Assessment
 Source: SCV-SQL-Information

2024 Overall GRAND TOTAL		Distribution of Caseload			Change*		Percentage (%) of Caseload		
5,885 	0	Adult	2,852	48%	-2.1% ▼	-62	Adult	49.5%	48.5%
	0.0%	Juvenile	3,033	52%	2.1% ▲	+62	Juvenile	50.5%	51.5%
GRAND TOTAL		GRAND TOTAL	5,885	100%	0.0%	0	GRAND TOTAL	100%	100%

Filings by Division & Code

Division	Case Type Description	Code	Summary	Change	% Change	Absolute Change	
Adult	Misdemeanor	CM	625	▼	-5.6%	-37	
	Civil Support	VS	585	▼	-4.4%	-27	
	Other	OT	496	▲	-11.9%	-67	
	Show Cause	SC	409	▼	+0.7%	+3	
	Felony	CF	293	▲	+25.8%	+60	
	Capias	CA	197	▲	-3.9%	-8	
	Family Abuse - Protective Order	FP	186	▲	+5.1%	+9	
	Non-Family Abuse Protective Order	AP	26	▲	+136.4%	+15	
	Remand Support	RS	14	▲	+16.7%	+2	
	Motion - Protective Order	MP	9	▼	-30.8%	-4	
	Violation of Protective Order	PV	4	▼	-71.4%	-10	
	Criminal Support	CS	3	▲	-	+3	
	Emergency Custody Order	EC	2	▲	-	+2	
	Violation Family Abuse Protective Order	PS	2	↔	-	-	
Restricted License for Non-Support	SL	1	▼	-75.0%	-3		
Total			2,852	▼	-2.1%	-62	
Juvenile	Custody Visitation	CV	1,747	▼	-2.8%	-50	
	Misdemeanor	DM	336	▲	+28.2%	+74	
	Paternity	PT	318	▲	+2.6%	+8	
	Felony	DF	134	▲	+47.3%	+43	
	Traffic	T	122	▼	-14.1%	-20	
	Status	ST	48	▲	+29.7%	+11	
	Special Immigrant Juvenile Status	SI	40	▲	+207.7%	+27	
	Permanency Planning	PH	32	▼	-5.9%	-2	
	Foster Care Review	FC	30	▲	+11.1%	+3	
	Show Cause	SC	30	▲	+66.7%	+12	
	Civil Violation	CI	27	▲	+22.7%	+5	
	Other	OT	20	▲	+66.7%	+8	
	Initial Foster Care	IF	19	▲	+46.2%	+6	
	Temporary Detention Order	TD	19	▲	+5.6%	+1	
	Abuse and Neglect	AN	17	▼	-41.4%	-12	
	Terminate Parental Rights	TP	17	↔	-	-	
	Truancy	TR	16	▲	+33.3%	+4	
	Child In Need of Services	CS	13	▼	-56.7%	-17	
	Capias	CA	12	▼	-14.3%	-2	
	Non-Family Abuse Protective Order	AP	12	▲	+200.0%	+8	
	Emergency Custody Order	EC	6	▼	-60.0%	-9	
	Remand Custody	RC	6	▼	-73.9%	-17	
	Remand Visitation	RV	6	▼	-73.9%	-17	
	Child at Risk	RI	3	▲	-	+3	
	Motion - Protective Order	MP	1	▲	-	+1	
	Relief of Custody	CR	1	↔	-	-	
	Voluntary Continuing Services and Support Agreen	VA	1	▲	-	+1	
	Emancipation	EP	0	▼	-100.0%	-1	
	Entrustment	ET	0	▼	-100.0%	-1	
	Family Abuse - Protective Order	FP	0	▼	-100.0%	-4	
	Violation Family Abuse Protective Order	PS	0	▼	-100.0%	-1	
	Total			3,033	▲	2.1%	+62
	GRAND TOTAL			5,885		0.0%	0

* Compared to same time period as previous year
 9/12/2024 1:11:26PM

** Case Type Categories are defined in the 2017 Virginia Judicial Workload Assessment
 Source: SCV-SQL-Information

Filings by Major Case Category**

Category	Summary	Change	% Change	Absolute Change
Adult Criminal	1,410	▼	+0.9%	+13
Child Dependency	120	▲	-1.6%	-2
Child in Need of Services/Supervision	33	▲	-25.0%	-11
Custody and Visitation	2,065	▼	-2.0%	-42
Delinquency	508	▲	+32.3%	+124
Juvenile Miscellaneous	48	▲	+26.3%	+10
New to Workload Study	67	▲	+91.4%	+32
Other	569	▲	-14.6%	-97
Protective Orders	234	▲	+12.0%	+25
Support	709	▲	-4.3%	-32
Traffic	122	▼	-14.1%	-20
GRAND TOTAL	5,885		0.0%	0

* Compared to same time period as previous year
 9/12/2024 1:11:26PM

** Case Type Categories are defined in the 2017 Virginia Judicial Workload Assessment
 Source: SCV-SQL-Information

2024 Overall GRAND TOTAL		Distribution of Caseload		Change*		Percentage (%) of Caseload		
1,020	+147 16.8%	Adult	493 48%	4.2% ▲	+20	Adult	2023 54.2%	2024 48.3%
2024	↑	Juvenile	527 52%	31.8% ▲	+127	Juvenile	45.8%	51.7%
2023		GRAND TOTAL	1,020 100%	16.8% ▲	+147	GRAND TOTAL	100%	100%

Filings by Division & Code

Division	Case Type Description	Code	Summary	Change	% Change	Absolute Change	
Adult	Other	OT	101	▲	+18.8%	+16	
	Misdemeanor	CM	97	▼	-19.8%	-24	
	Show Cause	SC	96	▲	+12.9%	+11	
	Civil Support	VS	90	▼	-5.3%	-5	
	Family Abuse - Protective Order	FP	49	▲	+25.6%	+10	
	Felony	CF	30	▲	+66.7%	+12	
	Capias	CA	15	▲	+66.7%	+6	
	Motion - Protective Order	MP	5	▼	-50.0%	-5	
	Non-Family Abuse Protective Order	AP	4	↔		-	
	Remand Support	RS	3	▲	+200.0%	+2	
	Violation of Protective Order	PV	2	▼	-33.3%	-1	
	Restricted License for Non-Support	SL	1	▼	-50.0%	-1	
	Violation Family Abuse Protective Order	PS	0	▼	-100.0%	-1	
	Total			493	▲	4.2%	+20
Juvenile	Custody Visitation	CV	364	▲	+31.9%	+88	
	Misdemeanor	DM	43	▲	+138.9%	+25	
	Traffic	T	20	▲	+100.0%	+10	
	Child In Need of Services	CS	19	▲	+90.0%	+9	
	Paternity	PT	14	▲	+27.3%	+3	
	Felony	DF	8	▲	+300.0%	+6	
	Remand Custody	RC	8	▲	-	+8	
	Remand Visitation	RV	8	▲	-	+8	
	Child at Risk	RI	7	▲	-	+7	
	Permanency Planning	PH	6	↔		-	
	Abuse and Neglect	AN	5	▲	-	+5	
	Foster Care Review	FC	5	▼	-16.7%	-1	
	Truancy	TR	5	▼	-37.5%	-3	
	Show Cause	SC	4	▼	-86.2%	-25	
	Motion - Protective Order	MP	2	↔		-	
	Non-Family Abuse Protective Order	AP	2	▼	-33.3%	-1	
	Other	OT	2	↔		-	
	Civil Violation	CI	1	↔		-	
	Emergency Custody Order	EC	1	↔		-	
	Initial Foster Care	IF	1	▼	-50.0%	-1	
	Temporary Detention Order	TD	1	▼	-80.0%	-4	
	Voluntary Continuing Services and Support Agree	VA	1	▼	-75.0%	-3	
	Status	ST	0	▼	-100.0%	-3	
	Terminate Parental Rights	TP	0	▼	-100.0%	-1	
	Total			527	▲	31.8%	+127
	GRAND TOTAL			1,020	▲	16.8%	+147

Filings by Major Case Category**

Category	Summary	Change	% Change	Absolute Change
Adult Criminal	205	▼	-0.5%	-1
Child Dependency	25	▲	+31.6%	+6
Child in Need of Services/Supervision	24	▲	+33.3%	+6
Custody and Visitation	378	▲	+31.7%	+91
Delinquency	55	▲	+12.2%	+6

* Compared to same time period as previous year
 9/12/2024 1:11:26PM

** Case Type Categories are defined in the 2017 Virginia Judicial Workload Assessment
 Source: SCV-SQL-Information

Juvenile Miscellaneous	0	▼	-100.0%	-3
New to Workload Study	1	↔		0
Other	124	▲	+31.9%	+30
Protective Orders	62	▼	+6.9%	+4
Support	126	▲	-1.6%	-2
Traffic	20	▲	+100.0%	+10
GRAND TOTAL	1,020	▲	16.8%	+147

2024 Overall GRAND TOTAL		Distribution of Caseload			Change*		Percentage (%) of Caseload		
2,401 +291 13.8% 	2024 2023	Adult	1,230	51%	20.0% ▲	+205	Adult	48.6%	51.2%
		Juvenile	1,171	49%	7.9% ▲	+86	Juvenile	51.4%	48.8%
GRAND TOTAL		2,401	100%	13.8% ▲	+291	GRAND TOTAL	100%	100%	

Filings by Division & Code

Division	Case Type Description	Code	Summary	Change	% Change	Absolute Change	
Adult	Misdemeanor	CM	300	▲	+44.9%	+93	
	Show Cause	SC	283	▲	+43.7%	+86	
	Other	OT	232	▲	+47.8%	+75	
	Civil Support	VS	156	▲	+11.4%	+16	
	Family Abuse - Protective Order	FP	89	▲	+102.3%	+45	
	Felony	CF	67	▲	+4.7%	+3	
	Capias	CA	41	▼	-44.6%	-33	
	Motion - Protective Order	MP	25	▼	-35.9%	-14	
	Non-Family Abuse Protective Order	AP	17	▼	-76.4%	-55	
	Violation of Protective Order	PV	15	▼	-34.8%	-8	
	Remand Support	RS	4	▼	-33.3%	-2	
	Violation Family Abuse Protective Order	PS	1	↔		-	
	Restricted License for Non-Support	SL	0	▼	-100.0%	-1	
Total			1,230	▲	20.0%	+205	
Juvenile	Custody Visitation	CV	532	▼	-1.1%	-6	
	Misdemeanor	DM	105	▲	+47.9%	+34	
	Traffic	T	80	▼	-19.2%	-19	
	Abuse and Neglect	AN	69	▲	+1.5%	+1	
	Permanency Planning	PH	45	▼	-10.0%	-5	
	Foster Care Review	FC	42	▲	+40.0%	+12	
	Initial Foster Care	IF	41	▲	+156.3%	+25	
	Felony	DF	39	▼	-26.4%	-14	
	Motion - Protective Order	MP	36	▲	+176.9%	+23	
	Special Immigrant Juvenile Status	SI	26	▼	-33.3%	-13	
	Paternity	PT	22	▲	+120.0%	+12	
	Truancy	TR	19	▲	+171.4%	+12	
	Non-Family Abuse Protective Order	AP	17	▲	+240.0%	+12	
	Child In Need of Services	CS	16	▼	-20.0%	-4	
	Terminate Parental Rights	TP	15	▼	-6.3%	-1	
	Temporary Detention Order	TD	12	▼	-20.0%	-3	
	Remand Custody	RC	9	▲	-	+9	
	Remand Visitation	RV	9	▲	-	+9	
	Status	ST	8	▼	-33.3%	-4	
	Emergency Custody Order	EC	6	▼	-33.3%	-3	
	Relief of Custody	CR	6	▲	+100.0%	+3	
	Other	OT	5	▲	+150.0%	+3	
	Family Abuse - Protective Order	FP	4	▲	-	+4	
	Voluntary Continuing Services and Support Agreem	VA	3	▼	-25.0%	-1	
	Restoration of Parental Rights	RR	2	▲	-	+2	
	Show Cause	SC	2	↔		-	
	Civil Violation	CI	1	▼	-50.0%	-1	
	Qualified Residential Treatment	QR	0	▼	-100.0%	-1	
	Total			1,171	▲	7.9%	+86
	GRAND TOTAL			2,401	▲	13.8%	+291

Filings by Major Case Category**

Category	Summary	Change	% Change	Absolute Change
Adult Criminal	603	▲	+23.8%	+116
Child Dependency	221	▲	+17.6%	+33

* Compared to same time period as previous year
 9/12/2024 1:11:26PM

** Case Type Categories are defined in the 2017 Virginia Judicial Workload Assessment
 Source: SCV-SQL-Information

CPSS - JCMS CASELOAD STATISTICS OF THE JUVENILE & DOMESTIC RELATIONS DISTRICT COURTS
 January 2024 thru August 2024 Filings (Compared to January 2023 thru August 2023)

Child in Need of Services/Supervision	35	▲	+29.6%	+8
Custody and Visitation	554	▲	+1.1%	+6
Delinquency	146	▲	+15.9%	+20
Juvenile Miscellaneous	8	▼	-33.3%	-4
New to Workload Study	27	▼	-34.1%	-14
Other	279	▲	+47.6%	+90
Protective Orders	188	▲	+8.7%	+15
Support	260	▼	+18.2%	+40
Traffic	80	▼	-19.2%	-19
GRAND TOTAL	2,401	▲	13.8%	+291

2024 Overall GRAND TOTAL		Distribution of Caseload		Change*		Percentage (%) of Caseload		
1,214	-130 -9.7%	Adult	779 64%	-1.9% ▼	-15	Adult	59.1%	64.2%
2024		Juvenile	435 36%	-20.9% ▼	-115	Juvenile	40.9%	35.8%
2023		GRAND TOTAL	1,214 100%	-9.7% ▼	-130	GRAND TOTAL	100%	100%

Filings by Division & Code

Division	Case Type Description	Code	Summary	Change	% Change	Absolute Change
Adult	Show Cause	SC	224	▲	+46.4%	+71
	Misdemeanor	CM	152	▼	-11.1%	-19
	Other	OT	147	▼	-23.0%	-44
	Civil Support	VS	88	▲	+27.5%	+19
	Capias	CA	75	▼	-3.8%	-3
	Felony	CF	38	▼	-19.1%	-9
	Family Abuse - Protective Order	FP	33	▼	-26.7%	-12
	Motion - Protective Order	MP	10	▼	-28.6%	-4
	Violation of Protective Order	PV	10	▼	-16.7%	-2
	Non-Family Abuse Protective Order	AP	1	▼	-87.5%	-7
	Remand Support	RS	1	▼	-75.0%	-3
	Restricted License for Non-Support	SL	0	▼	-100.0%	-2
	Total			779	▼	-1.9%
Juvenile	Custody Visitation	CV	158	▼	-41.7%	-113
	Abuse and Neglect	AN	46	▲	+64.3%	+18
	Misdemeanor	DM	46	▼	-11.5%	-6
	Foster Care Review	FC	35	▲	+75.0%	+15
	Initial Foster Care	IF	30	▲	+275.0%	+22
	Felony	DF	27	▲	+42.1%	+8
	Traffic	T	25	▼	-13.8%	-4
	Permanency Planning	PH	19	▼	-9.5%	-2
	Special Immigrant Juvenile Status	SI	9	▲	+50.0%	+3
	Paternity	PT	5	▼	-50.0%	-5
	Temporary Detention Order	TD	5	▼	-78.3%	-18
	Non-Family Abuse Protective Order	AP	4	▼	-63.6%	-7
	Terminate Parental Rights	TP	4	▲	+100.0%	+2
	Motion - Protective Order	MP	3	▼	-50.0%	-3
	Other	OT	3	▲	-62.5%	-5
	Show Cause	SC	3	▼	-25.0%	-1
	Voluntary Continuing Services and Support Agreem	VA	3	▲	+200.0%	+2
	Child In Need of Services	CS	2	▼	-77.8%	-7
	Emergency Custody Order	EC	2	▼	-81.8%	-9
	Family Abuse - Protective Order	FP	2	▲	-	+2
	Status	ST	2	▼	-66.7%	-4
	Truancy	TR	2	▲	+100.0%	+1
	Relief of Custody	CR	0	▼	-100.0%	-3
Remand Custody	RC	0	▼	-100.0%	-1	
Total			435	▼	-20.9%	-115
GRAND TOTAL			1,214	▼	-9.7%	-130

Filings by Major Case Category**

Category	Summary	Change	% Change	Absolute Change
Adult Criminal	377	▼	+0.5%	+2
Child Dependency	137	▲	+65.1%	+54
Child in Need of Services/Supervision	4	▲	-60.0%	-6
Custody and Visitation	163	▼	-42.0%	-118
Delinquency	76	▲	+1.3%	+1
Juvenile Miscellaneous	3	▲	-50.0%	-3

* Compared to same time period as previous year
 9/12/2024 1:11:26PM

** Case Type Categories are defined in the 2017 Virginia Judicial Workload Assessment
 Source: SCV-SQL-Information

New to Workload Study	9	▲	+50.0%	+3
Other	157	▼	-34.0%	-81
Protective Orders	53	▲	-36.9%	-31
Support	210	▼	+33.8%	+53
Traffic	25	▼	-13.8%	-4
GRAND TOTAL	1,214	▼	-9.7%	-130

2024 Overall GRAND TOTAL		Distribution of Caseload			Change*		Percentage (%) of Caseload		
2,283	-87 -3.7%	Adult	1,166	51%	-7.2% ▼	-90	Adult	53.0%	51.1%
2024		Juvenile	1,117	49%	0.3% ▲	+3	Juvenile	47.0%	48.9%
2023		GRAND TOTAL	2,283	100%	-3.7% ▼	-87	GRAND TOTAL	100%	100%

Filings by Division & Code

Division	Case Type Description	Code	Summary	Change	% Change	Absolute Change
Adult	Show Cause	SC	345	▲	-14.0%	-56
	Civil Support	VS	220	▼	-3.1%	-7
	Misdemeanor	CM	202	▼	-10.2%	-23
	Other	OT	132	▼	+10.0%	+12
	Capias	CA	75	▼	-2.6%	-2
	Family Abuse - Protective Order	FP	75	▼	-2.6%	-2
	Felony	CF	52	▼	-28.8%	-21
	Motion - Protective Order	MP	33	▲	+37.5%	+9
	Remand Support	RS	11	▲	+10.0%	+1
	Violation of Protective Order	PV	9	▲	+12.5%	+1
	Non-Family Abuse Protective Order	AP	7	▲	+16.7%	+1
	Restricted License for Non-Support	SL	5	▼	-16.7%	-1
	Violation Family Abuse Protective Order	PS	0	▼	-100.0%	-2
	Total		1,166	▼	-7.2%	-90
Juvenile	Custody Visitation	CV	642	▼	-9.1%	-64
	Misdemeanor	DM	141	▲	+28.2%	+31
	Traffic	T	64	▲	+3.2%	+2
	Felony	DF	63	▲	+320.0%	+48
	Special Immigrant Juvenile Status	SI	35	▲	+94.4%	+17
	Child In Need of Services	CS	24	▼	-4.0%	-1
	Remand Custody	RC	18	▲	+38.5%	+5
	Remand Visitation	RV	18	▲	+38.5%	+5
	Show Cause	SC	18	▲	+260.0%	+13
	Paternity	PT	15	↔		-
	Permanency Planning	PH	11	▼	-8.3%	-1
	Child at Risk	RI	9	▲	+80.0%	+4
	Non-Family Abuse Protective Order	AP	8	▼	-61.9%	-13
	Temporary Detention Order	TD	8	↔		-
	Abuse and Neglect	AN	6	▼	-25.0%	-2
	Civil Violation	CI	6	↔		-
	Initial Foster Care	IF	5	↔		-
	Truancy	TR	5	▼	-54.5%	-6
	Foster Care Review	FC	4	▼	-69.2%	-9
	Motion - Protective Order	MP	4	▼	-50.0%	-4
	Family Abuse - Protective Order	FP	3	▲	-	+3
	Capias	CA	2	↔		-
	Status	ST	2	▼	-75.0%	-6
	Terminate Parental Rights	TP	2	↔		-
	Emergency Custody Order	EC	1	▼	-50.0%	-1
	Entrustment	ET	1	↔		-
	Other	OT	1	▼	-87.5%	-7
	Voluntary Continuing Services and Support Agree	VA	1	▼	-75.0%	-3
	Emancipation	EP	0	▼	-100.0%	-1
	Relief of Custody	CR	0	▼	-100.0%	-5
	Violation of Protective Order	PV	0	▼	-100.0%	-2
	Total		1,117	▲	0.3%	+3
GRAND TOTAL			2,283	▼	-3.7%	-87

* Compared to same time period as previous year
 9/12/2024 1:11:26PM

** Case Type Categories are defined in the 2017 Virginia Judicial Workload Assessment
 Source: SCV-SQL-Information

Filings by Major Case Category**

Category	Summary	Change	% Change	Absolute Change
Adult Criminal	555	▼	-21.1%	-148
Child Dependency	39	▼	-29.1%	-16
Child in Need of Services/Supervision	41	▲	+7.9%	+3
Custody and Visitation	657	▼	-8.9%	-64
Delinquency	212	▲	+60.6%	+80
Juvenile Miscellaneous	2	▼	-77.8%	-7
New to Workload Study	41	▲	+70.8%	+17
Other	189	▼	+8.6%	+15
Protective Orders	130	▲	-4.4%	-6
Support	353	▲	+11.7%	+37
Traffic	64	▲	+3.2%	+2
GRAND TOTAL	2,283	▼	-3.7%	-87

* Compared to same time period as previous year
 9/12/2024 1:11:26PM

** Case Type Categories are defined in the 2017 Virginia Judicial Workload Assessment
 Source: SCV-SQL-Information

2024 Overall GRAND TOTAL		Distribution of Caseload		Change*		Percentage (%) of Caseload		
800 +5 0.6% 	Adult	441	55%	20.5% ▲	+75	Adult	2023	2024
	Juvenile	359	45%	-16.3% ▼	-70	Juvenile	46.0%	55.1%
	GRAND TOTAL	800	100%	0.6% ▲	+5	GRAND TOTAL	100%	100%

Filings by Division & Code

Division	Case Type Description	Code	Summary	Change	% Change	Absolute Change
Adult	Show Cause	SC	134	▲	+59.5%	+50
	Civil Support	VS	71	▼	-2.7%	-2
	Other	OT	65	▲	+32.7%	+16
	Misdemeanor	CM	51	↔		-
	Felony	CF	40	▲	+37.9%	+11
	Family Abuse - Protective Order	FP	28	▲	+7.7%	+2
	Remand Support	RS	21	▲	+31.3%	+5
	Capias	CA	14	▼	-12.5%	-2
	Motion - Protective Order	MP	12	▲	+20.0%	+2
	Violation of Protective Order	PV	3	▼	-25.0%	-1
	Bond Forfeiture	BF	1	▲	-	+1
	Non-Family Abuse Protective Order	AP	1	▼	-83.3%	-5
Protective Order	PC	0	▼	-100.0%	-2	
	Total		441	▲	20.5%	+75
Juvenile	Custody Visitation	CV	189	▼	-26.5%	-68
	Misdemeanor	DM	38	▼	-5.0%	-2
	Permanency Planning	PH	17	▲	+112.5%	+9
	Remand Custody	RC	17	▲	+6.3%	+1
	Remand Visitation	RV	17	▲	+88.9%	+8
	Traffic	T	15	▼	-55.9%	-19
	Foster Care Review	FC	13	▲	+8.3%	+1
	Truancy	TR	9	▲	+350.0%	+7
	Non-Family Abuse Protective Order	AP	8	▲	+14.3%	+1
	Child In Need of Services	CS	7	↔		-
	Initial Foster Care	IF	7	▼	-12.5%	-1
	Abuse and Neglect	AN	5	▼	-44.4%	-4
	Temporary Detention Order	TD	4	▲	+100.0%	+2
	Voluntary Continuing Services and Support Agree	VA	4	▲	+100.0%	+2
	Other	OT	3	▲	-	+3
	Paternity	PT	2	▲	+100.0%	+1
	Civil Violation	CI	1	▲	-	+1
	Family Abuse - Protective Order	FP	1	▲	-	+1
	Felony	DF	1	▼	-90.9%	-10
	Show Cause	SC	1	▲	-	+1
	Emergency Custody Order	EC	0	▼	-100.0%	-1
	Motion - Protective Order	MP	0	▼	-100.0%	-1
	Terminate Parental Rights	TP	0	▼	-100.0%	-2
		Total		359	▼	-16.3%
	GRAND TOTAL		800	▲	0.6%	+5

Filings by Major Case Category**

Category	Summary	Change	% Change	Absolute Change
Adult Criminal	191	▲	+15.8%	+26
Child Dependency	46	▲	+12.2%	+5
Child in Need of Services/Supervision	16	▲	+77.8%	+7
Custody and Visitation	191	▲	-26.0%	-67
Delinquency	40	▲	-21.6%	-11
New to Workload Study	1	▲	-	+1

CPSS - JCMS CASELOAD STATISTICS OF THE JUVENILE & DOMESTIC RELATIONS DISTRICT COURTS
 January 2024 thru August 2024 Filings (Compared to January 2023 thru August 2023)

Fluvanna

District: 16 FIPS: 065

Other	127	▲	+36.6%	+34
Protective Orders	50	▲		0
Support	123	▲	+30.9%	+29
Traffic	15	▼	-55.9%	-19
GRAND TOTAL	800	▲	0.6%	+5

2024 Overall GRAND TOTAL		Distribution of Caseload		Change*		Percentage (%) of Caseload		
483	-117 -19.5%	Adult	192 40%	-22.6% ▼	-56	Adult	41.3%	39.8%
2024		Juvenile	291 60%	-17.3% ▼	-61	Juvenile	58.7%	60.2%
2023		GRAND TOTAL	483 100%	-19.5% ▼	-117	GRAND TOTAL	100%	100%

Filings by Division & Code

Division	Case Type Description	Code	Summary	Change	% Change	Absolute Change
Adult	Show Cause	SC	42	▲	+44.8%	+13
	Other	OT	40	▼	-7.0%	-3
	Misdemeanor	CM	39	▼	-51.3%	-41
	Civil Support	VS	29	▼	-19.4%	-7
	Felony	CF	16	▲	+6.7%	+1
	Family Abuse - Protective Order	FP	15	▲	+15.4%	+2
	Capias	CA	7	▼	-22.2%	-2
	Violation of Protective Order	PV	3	▼	-75.0%	-9
	Remand Support	RS	1	▼	-80.0%	-4
	Motion - Protective Order	MP	0	▼	-100.0%	-1
	Violation Family Abuse Protective Order	PS	0	▼	-100.0%	-5
	Total		192	▼	-22.6%	-56
Juvenile	Custody Visitation	CV	114	▼	-29.6%	-48
	Misdemeanor	DM	63	▼	-4.5%	-3
	Traffic	T	60	▲	+7.1%	+4
	Felony	DF	15	▼	-6.3%	-1
	Permanency Planning	PH	8	▲	+60.0%	+3
	Motion - Protective Order	MP	5	▲	-	+5
	Status	ST	4	▲	+33.3%	+1
	Emergency Custody Order	EC	3	▲	+200.0%	+2
	Remand Custody	RC	3	▼	-62.5%	-5
	Remand Visitation	RV	3	▼	-57.1%	-4
	Voluntary Continuing Services and Support Agreem	VA	3	▲	+200.0%	+2
	Child In Need of Services	CS	2	▼	-60.0%	-3
	Special Immigrant Juvenile Status	SI	2	▲	-	+2
	Abuse and Neglect	AN	1	▼	-83.3%	-5
	Capias	CA	1	▲	-	+1
	Foster Care Review	FC	1	▼	-66.7%	-2
	Initial Foster Care	IF	1	▼	-80.0%	-4
	Non-Family Abuse Protective Order	AP	1	↔	-	-
	Other	OT	1	▲	-	+1
	Child at Risk	RI	0	▼	-100.0%	-1
	Family Abuse - Protective Order	FP	0	▼	-100.0%	-1
	Paternity	PT	0	▼	-100.0%	-1
	Show Cause	SC	0	▼	-100.0%	-1
	Temporary Detention Order	TD	0	▼	-100.0%	-2
	Truancy	TR	0	▼	-100.0%	-1
		Total		291	▼	-17.3%
GRAND TOTAL			483	▼	-19.5%	-117

Filings by Major Case Category**

Category	Summary	Change	% Change	Absolute Change
Adult Criminal	92	▼	-35.2%	-50
Child Dependency	14	▼	-33.3%	-7
Child in Need of Services/Supervision	2	▼	-71.4%	-5
Custody and Visitation	114	▼	-30.1%	-49
Delinquency	79	▲	-3.7%	-3
Juvenile Miscellaneous	4	▲	+33.3%	+1

* Compared to same time period as previous year
 9/12/2024 1:11:26PM

** Case Type Categories are defined in the 2017 Virginia Judicial Workload Assessment
 Source: SCV-SQL-Information

New to Workload Study	2	▲	-	+2
Other	51	▲	-22.7%	-15
Protective Orders	21	▲	+31.3%	+5
Support	44	▲		0
Traffic	60	▲	+7.1%	+4
GRAND TOTAL	483	▼	-19.5%	-117

2024 Overall GRAND TOTAL		Distribution of Caseload			Change*		Percentage (%) of Caseload		
836	-11 -1.3%	Adult	423	51%	9.9% ▲	+38	Adult	45.5%	50.6%
2024		Juvenile	413	49%	-10.6% ▼	-49	Juvenile	54.5%	49.4%
2023		GRAND TOTAL	836	100%	-1.3% ▼	-11	GRAND TOTAL	100%	100%

Filings by Division & Code

Division	Case Type Description	Code	Summary	Change	% Change	Absolute Change
Adult	Show Cause	SC	122	▲	+74.3%	+52
	Misdemeanor	CM	78	▲	+129.4%	+44
	Civil Support	VS	77	▼	-8.3%	-7
	Other	OT	55	▲	+5.8%	+3
	Family Abuse - Protective Order	FP	41	▲	+2.5%	+1
	Capias	CA	21	▲	+75.0%	+9
	Felony	CF	13	▼	-40.9%	-9
	Violation of Protective Order	PV	6	▼	-88.2%	-45
	Motion - Protective Order	MP	5	▼	-68.8%	-11
	Non-Family Abuse Protective Order	AP	5	▲	+150.0%	+3
	Remand Support	RS	0	▼	-100.0%	-2
	Total		423	▲	9.9%	+38
Juvenile	Custody Visitation	CV	213	▼	-16.5%	-42
	Misdemeanor	DM	38	▼	-9.5%	-4
	Traffic	T	36	▲	+24.1%	+7
	Felony	DF	28	▲	+133.3%	+16
	Non-Family Abuse Protective Order	AP	15	▲	-	+15
	Foster Care Review	FC	14	▲	+40.0%	+4
	Abuse and Neglect	AN	8	▼	-33.3%	-4
	Special Immigrant Juvenile Status	SI	8	▲	+100.0%	+4
	Child In Need of Services	CS	7	▼	-36.4%	-4
	Show Cause	SC	7	▲	-	+7
	Entrustment	ET	5	▲	-	+5
	Initial Foster Care	IF	5	↔	-	-
	Permanency Planning	PH	5	▼	-82.1%	-23
	Paternity	PT	4	▲	+33.3%	+1
	Truancy	TR	4	▲	+300.0%	+3
	Other	OT	3	▲	-	+3
	Status	ST	3	▲	+50.0%	+1
	Voluntary Continuing Services and Support Agreem	VA	3	↔	-	-
	Civil Violation	CI	2	↔	-	-
	Capias	CA	1	▲	-	+1
	Child at Risk	RI	1	▼	-66.7%	-2
	Emergency Custody Order	EC	1	▼	-50.0%	-1
	Family Abuse - Protective Order	FP	1	↔	-	-
	Temporary Detention Order	TD	1	▼	-66.7%	-2
	Motion - Protective Order	MP	0	▼	-100.0%	-2
	Qualified Residential Treatment	QR	0	▼	-100.0%	-1
	Remand Custody	RC	0	▼	-100.0%	-3
	Remand Visitation	RV	0	▼	-100.0%	-3
	Terminate Parental Rights	TP	0	▼	-100.0%	-25
		Total		413	▼	-10.6%
GRAND TOTAL			836	▼	-1.3%	-11

Filings by Major Case Category**

Category	Summary	Change	% Change	Absolute Change
Adult Criminal	195	▲	+16.1%	+27
Child Dependency	41	▲	-52.9%	-46
Child in Need of Services/Supervision	11	▲	-8.3%	-1

* Compared to same time period as previous year
 9/12/2024 1:11:26PM

** Case Type Categories are defined in the 2017 Virginia Judicial Workload Assessment
 Source: SCV-SQL-Information

CPSS - JCMS CASELOAD STATISTICS OF THE JUVENILE & DOMESTIC RELATIONS DISTRICT COURTS
 January 2024 thru August 2024 Filings (Compared to January 2023 thru August 2023)

Greene

District: 16 FIPS: 079

Custody and Visitation	217	▲	-15.9%	-41
Delinquency	74	▲	+37.0%	+20
Juvenile Miscellaneous	3	▲	+50.0%	+1
New to Workload Study	10	▲	+66.7%	+4
Other	60	▲	-7.7%	-5
Protective Orders	67	▲	+9.8%	+6
Support	122	▲	+16.2%	+17
Traffic	36	▲	+24.1%	+7
GRAND TOTAL	836	▼	-1.3%	-11

2024 Overall GRAND TOTAL		Distribution of Caseload		Change*		Percentage (%) of Caseload			
1,623	+145 9.8%	Adult	903	56%	18.8% ▲	+143	Adult	51.4%	55.6%
2024		Juvenile	720	44%	0.3% ▲	+2	Juvenile	48.6%	44.4%
2023		GRAND TOTAL	1,623	100%	9.8% ▲	+145	GRAND TOTAL	100%	100%

Filings by Division & Code

Division	Case Type Description	Code	Summary	Change	% Change	Absolute Change	
Adult	Misdemeanor	CM	227	▲	+81.6%	+102	
	Other	OT	175	▼	+10.8%	+17	
	Show Cause	SC	165	▲	+51.4%	+56	
	Civil Support	VS	118	▼	-7.1%	-9	
	Felony	CF	85	▼	-28.0%	-33	
	Family Abuse - Protective Order	FP	49	▲	+14.0%	+6	
	Capias	CA	38	▲	-	-	
	Violation of Protective Order	PV	18	▲	+63.6%	+7	
	Motion - Protective Order	MP	12	▲	+50.0%	+4	
	Remand Support	RS	8	▼	-27.3%	-3	
	Non-Family Abuse Protective Order	AP	4	▼	-66.7%	-8	
	Restricted License for Non-Support	SL	4	▲	-	+4	
		Total		903	▲	18.8%	+143
Juvenile	Custody Visitation	CV	472	▼	-7.5%	-38	
	Traffic	T	61	▲	+154.2%	+37	
	Misdemeanor	DM	43	▲	+2.4%	+1	
	Felony	DF	15	▼	-11.8%	-2	
	Permanency Planning	PH	15	▲	+150.0%	+9	
	Paternity	PT	12	▲	+100.0%	+6	
	Remand Custody	RC	12	▼	-20.0%	-3	
	Remand Visitation	RV	12	▼	-20.0%	-3	
	Abuse and Neglect	AN	10	▼	-23.1%	-3	
	Motion - Protective Order	MP	10	▲	+150.0%	+6	
	Civil Violation	CI	9	▲	+28.6%	+2	
	Child In Need of Services	CS	7	▼	-22.2%	-2	
	Foster Care Review	FC	6	▼	-33.3%	-3	
	Temporary Detention Order	TD	5	▲	+150.0%	+3	
	Terminate Parental Rights	TP	5	▲	+66.7%	+2	
	Initial Foster Care	IF	4	▼	-33.3%	-2	
	Non-Family Abuse Protective Order	AP	4	▼	-42.9%	-3	
	Capias	CA	3	▲	-	+3	
	Emergency Custody Order	EC	3	▲	-	+3	
	Entrustment	ET	3	▲	-	+3	
	Voluntary Continuing Services and Support Agreen	VA	3	↔	-	-	
	Show Cause	SC	2	↔	-	-	
	Truancy	TR	2	▼	-84.6%	-11	
	Other	OT	1	↔	-	-	
	Status	ST	1	▼	-50.0%	-1	
	Family Abuse - Protective Order	FP	0	▼	-100.0%	-2	
		Total		720	▲	0.3%	+2
	GRAND TOTAL			1,623	▲	9.8%	+145

Filings by Major Case Category**

Category	Summary	Change	% Change	Absolute Change
Adult Criminal	458	▲	+32.0%	+111
Child Dependency	46	▲	+15.0%	+6
Child in Need of Services/Supervision	9	▼	-59.1%	-13
Custody and Visitation	484	▲	-6.2%	-32
Delinquency	63	▲	+3.3%	+2

* Compared to same time period as previous year
 9/12/2024 1:11:26PM

** Case Type Categories are defined in the 2017 Virginia Judicial Workload Assessment
 Source: SCV-SQL-Information

CPSS - JCMS CASELOAD STATISTICS OF THE JUVENILE & DOMESTIC RELATIONS DISTRICT COURTS
 January 2024 thru August 2024 Filings (Compared to January 2023 thru August 2023)

Louisa

District: 16 FIPS: 109

Juvenile Miscellaneous	1	▼	-50.0%	-1
New to Workload Study	9	▲	+28.6%	+2
Other	216	▲	+6.9%	+14
Protective Orders	79	▲	+3.9%	+3
Support	197	▲	+8.8%	+16
Traffic	61	▲	+154.2%	+37
GRAND TOTAL	1,623	▲	9.8%	+145

2024 Overall GRAND TOTAL		Distribution of Caseload		Change*		Percentage (%) of Caseload		
570	+123 27.5%	Adult	254 45%	25.7% ▲	+52	Adult	45.2%	44.6%
2024		Juvenile	316 55%	29.0% ▲	+71	Juvenile	54.8%	55.4%
2023		GRAND TOTAL	570 100%	27.5% ▲	+123	GRAND TOTAL	100%	100%

Filings by Division & Code

Division	Case Type Description	Code	Summary	Change	% Change	Absolute Change
Adult	Show Cause	SC	70	▲	+52.2%	+24
	Misdemeanor	CM	52	▲	+73.3%	+22
	Civil Support	VS	49	▲	+48.5%	+16
	Other	OT	26	▼	-21.2%	-7
	Felony	CF	18	▲	+100.0%	+9
	Family Abuse - Protective Order	FP	17	▼	-29.2%	-7
	Capias	CA	8	▲	-20.0%	-2
	Motion - Protective Order	MP	6	▲	+20.0%	+1
	Non-Family Abuse Protective Order	AP	4	▼	-50.0%	-4
	Violation of Protective Order	PV	4	↔		-
	Total		254	▲	25.7%	+52
Juvenile	Custody Visitation	CV	179	▲	+11.9%	+19
	Misdemeanor	DM	24	▲	+140.0%	+14
	Abuse and Neglect	AN	23	▲	+53.3%	+8
	Permanency Planning	PH	20	▲	+100.0%	+10
	Initial Foster Care	IF	14	▲	+55.6%	+5
	Foster Care Review	FC	9	▲	+28.6%	+2
	Terminate Parental Rights	TP	8	▲	+300.0%	+6
	Traffic	T	8	▼	-20.0%	-2
	Civil Violation	CI	6	▲	-	+6
	Paternity	PT	6	▲	+100.0%	+3
	Felony	DF	4	▲	+33.3%	+1
	Motion - Protective Order	MP	4	▲	+100.0%	+2
	Child In Need of Services	CS	3	▲	+200.0%	+2
	Entrustment	ET	3	▲	-	+3
	Status	ST	3	▼	-62.5%	-5
	Family Abuse - Protective Order	FP	1	▲	-	+1
	Truancy	TR	1	↔		-
	Non-Family Abuse Protective Order	AP	0	▼	-100.0%	-3
	Voluntary Continuing Services and Support Agreem	VA	0	▼	-100.0%	-1
		Total		316	▲	29.0%
	GRAND TOTAL		570	▲	27.5%	+123

Filings by Major Case Category**

Category	Summary	Change	% Change	Absolute Change
Adult Criminal	99	▲	+6.5%	+6
Child Dependency	77	▲	+75.0%	+33
Child in Need of Services/Supervision	4	▲	+100.0%	+2
Custody and Visitation	185	▲	+13.5%	+22
Delinquency	28	▲	+115.4%	+15
Juvenile Miscellaneous	3	▼	-62.5%	-5
New to Workload Study	6	▲	-	+6
Other	26	▼	-21.2%	-7
Protective Orders	32	▲	-23.8%	-10
Support	102	▲	+161.5%	+63
Traffic	8	▼	-20.0%	-2
	GRAND TOTAL	▲	27.5%	+123

* Compared to same time period as previous year
 9/12/2024 1:11:26PM

** Case Type Categories are defined in the 2017 Virginia Judicial Workload Assessment
 Source: SCV-SQL-Information

2024 Overall GRAND TOTAL		Distribution of Caseload			Change*		Percentage (%) of Caseload		
1,464	-102 -6.5%	Adult	726	50%	-2.8% ▼	-21	Adult	47.7%	49.6%
2024		Juvenile	738	50%	-9.9% ▼	-81	Juvenile	52.3%	50.4%
2023		GRAND TOTAL	1,464	100%	-6.5% ▼	-102	GRAND TOTAL	100%	100%

Filings by Division & Code

Division	Case Type Description	Code	Summary	Change	% Change	Absolute Change	
Adult	Show Cause	SC	188	▲	+14.6%	+24	
	Civil Support	VS	167	▲	+16.0%	+23	
	Misdemeanor	CM	115	▼	-27.7%	-44	
	Other	OT	93	▲	-28.5%	-37	
	Family Abuse - Protective Order	FP	63	▲	+23.5%	+12	
	Capias	CA	38	▲	-11.6%	-5	
	Felony	CF	36	▲	+24.1%	+7	
	Motion - Protective Order	MP	8	▼	-11.1%	-1	
	Remand Support	RS	8	▲	+14.3%	+1	
	Violation of Protective Order	PV	5	▲	+150.0%	+3	
	Non-Family Abuse Protective Order	AP	4	▼	-20.0%	-1	
	Bond Forfeiture	BF	1	▼	-50.0%	-1	
	Protective Order	PC	0	▼	-100.0%	-1	
	Restricted License for Non-Support	SL	0	▼	-100.0%	-1	
	Total		726	▼	-2.8%	-21	
Juvenile	Custody Visitation	CV	457	▼	-13.4%	-71	
	Misdemeanor	DM	56	▲	+27.3%	+12	
	Child In Need of Services	CS	27	▲	+17.4%	+4	
	Felony	DF	24	▼	-42.9%	-18	
	Permanency Planning	PH	20	▼	-39.4%	-13	
	Status	ST	17	▲	+13.3%	+2	
	Foster Care Review	FC	16	▲	+45.5%	+5	
	Traffic	T	16	▲	+14.3%	+2	
	Terminate Parental Rights	TP	14	▲	+133.3%	+8	
	Truancy	TR	11	▲	+10.0%	+1	
	Civil Violation	CI	9	▲	+12.5%	+1	
	Initial Foster Care	IF	9	▲	+80.0%	+4	
	Remand Custody	RC	9	▼	-30.8%	-4	
	Remand Visitation	RV	9	▼	-30.8%	-4	
	Voluntary Continuing Services and Support Agree	VA	9	▲	+200.0%	+6	
	Paternity	PT	8	▲	+14.3%	+1	
	Abuse and Neglect	AN	7	▼	-30.0%	-3	
	Other	OT	6	▲	+200.0%	+4	
	Temporary Detention Order	TD	4	▼	-63.6%	-7	
	Emergency Custody Order	EC	2	▲	+100.0%	+1	
	Motion - Protective Order	MP	2	▼	-33.3%	-1	
	Non-Family Abuse Protective Order	AP	2	▼	-80.0%	-8	
	Special Immigrant Juvenile Status	SI	2	▲	-	+2	
	Capias	CA	1	▲	-	+1	
	Emancipation	EP	1	▲	-	+1	
	Family Abuse - Protective Order	FP	0	▼	-100.0%	-1	
	Qualified Residential Treatment	QR	0	▼	-100.0%	-6	
		Total		738	▼	-9.9%	-81
	GRAND TOTAL			1,464	▼	-6.5%	-102

Filings by Major Case Category**

Category	Summary	Change	% Change	Absolute Change
Adult Criminal	319	▼	-7.8%	-27
Child Dependency	75	▲	+1.4%	+1

* Compared to same time period as previous year
 9/12/2024 1:11:26PM

** Case Type Categories are defined in the 2017 Virginia Judicial Workload Assessment
 Source: SCV-SQL-Information

CPSS - JCMS CASELOAD STATISTICS OF THE JUVENILE & DOMESTIC RELATIONS DISTRICT COURTS
 January 2024 thru August 2024 Filings (Compared to January 2023 thru August 2023)

Orange

District: 16 FIPS: 137

Child in Need of Services/Supervision	38	▲	+15.2%	+5
Custody and Visitation	465	▲	-13.1%	-70
Delinquency	81	▲	-5.8%	-5
Juvenile Miscellaneous	18	▲	+20.0%	+3
New to Workload Study	11	▲	+37.5%	+3
Other	131	▲	-26.0%	-46
Protective Orders	79	▼		0
Support	231	▼	+16.1%	+32
Traffic	16	▲	+14.3%	+2
GRAND TOTAL	1,464	▼	-6.5%	-102

2024 Overall GRAND TOTAL		Distribution of Caseload			Change*		Percentage (%) of Caseload		
3,036 -47 -1.5% 	Adult	1,351	44%	-3.8% ▼	-53	Adult	2023	2024	
	Juvenile	1,685	56%	0.4% ▲	+6	Juvenile	45.5%	44.5%	
GRAND TOTAL		3,036	100%	-1.5% ▼	-47	GRAND TOTAL	100%	100%	

Filings by Division & Code

Division	Case Type Description	Code	Summary	Change	% Change	Absolute Change	
Adult	Misdemeanor	CM	322	▼	-6.9%	-24	
	Civil Support	VS	285	▲	+9.2%	+24	
	Show Cause	SC	202	▲	+5.2%	+10	
	Other	OT	188	▼	-22.0%	-53	
	Felony	CF	156	▲	+38.1%	+43	
	Family Abuse - Protective Order	FP	98	▼	-12.5%	-14	
	Capias	CA	79	▼	-39.2%	-51	
	Motion - Protective Order	MP	13	▲	+333.3%	+10	
	Non-Family Abuse Protective Order	AP	6	▲	+100.0%	+3	
	Protective Order	PC	1	▲	-	+1	
	Violation of Protective Order	PV	1	▲	-	+1	
	Restricted License for Non-Support	SL	0	▼	-100.0%	-2	
	Violation Family Abuse Protective Order	PS	0	▼	-100.0%	-1	
Total			1,351	▼	-3.8%	-53	
Juvenile	Custody Visitation	CV	560	▼	-1.1%	-6	
	Misdemeanor	DM	233	▲	+6.4%	+14	
	Felony	DF	145	▲	+62.9%	+56	
	Civil Violation	CI	134	▲	+12.6%	+15	
	Status	ST	99	▼	-64.3%	-178	
	Abuse and Neglect	AN	73	▼	-14.1%	-12	
	Show Cause	SC	63	▼	-14.9%	-11	
	Traffic	T	60	▲	+13.2%	+7	
	Truancy	TR	58	▲	+107.1%	+30	
	Child In Need of Services	CS	47	▲	+46.9%	+15	
	Paternity	PT	37	▲	+105.6%	+19	
	Permanency Planning	PH	37	▲	+117.6%	+20	
	Non-Family Abuse Protective Order	AP	33	▲	+94.1%	+16	
	Special Immigrant Juvenile Status	SI	29	▲	+2,800.0%	+28	
	Initial Foster Care	IF	20	▲	+11.1%	+2	
	Foster Care Review	FC	19	▼	-9.5%	-2	
	Terminate Parental Rights	TP	15	▲	+150.0%	+9	
	Capias	CA	7	▼	-41.7%	-5	
	Entrustment	ET	4	▲	+100.0%	+2	
	Voluntary Continuing Services and Support Agreen	VA	3	▲	+50.0%	+1	
	Motion - Protective Order	MP	2	▼	-60.0%	-3	
	Temporary Detention Order	TD	2	▼	-84.6%	-11	
	Emancipation	EP	1	▲	-	+1	
	Emergency Custody Order	EC	1	▼	-66.7%	-2	
	Family Abuse - Protective Order	FP	1	▲	-	+1	
	Mental Commitment	MC	1	▲	-	+1	
	Relief of Custody	CR	1	▲	-	+1	
	Other	OT	0	▼	-100.0%	-2	
	Total			1,685	▲	0.4%	+6
	GRAND TOTAL			3,036	▼	-1.5%	-47

Filings by Major Case Category**

Category	Summary	Change	% Change	Absolute Change
Adult Criminal	680	▲	-5.7%	-41
Child Dependency	172	▲	+13.9%	+21

* Compared to same time period as previous year
 9/12/2024 1:11:26PM

** Case Type Categories are defined in the 2017 Virginia Judicial Workload Assessment
 Source: SCV-SQL-Information

CPSS - JCMS CASELOAD STATISTICS OF THE JUVENILE & DOMESTIC RELATIONS DISTRICT COURTS
 January 2024 thru August 2024 Filings (Compared to January 2023 thru August 2023)

Arlington

District: 17 FIPS: 013

Child in Need of Services/Supervision	116	▲	+61.1%	+44
Custody and Visitation	597	▲	+2.2%	+13
Delinquency	437	▲	+14.4%	+55
Juvenile Miscellaneous	100	▲	-63.9%	-177
New to Workload Study	163	▲	+35.8%	+43
Other	192	▲	-25.9%	-67
Protective Orders	153	▲	+9.3%	+13
Support	366	▼	+13.0%	+42
Traffic	60	▲	+13.2%	+7
GRAND TOTAL	3,036	▼	-1.5%	-47

2024 Overall GRAND TOTAL		Distribution of Caseload		Change*		Percentage (%) of Caseload		
74	-35 -32.1%	Adult	29 39%	-40.8% ▼	-20	Adult	2023 45.0%	2024 39.2%
2024		Juvenile	45 61%	-25.0% ▼	-15	Juvenile	55.0%	60.8%
2023		GRAND TOTAL	74 100%	-32.1% ▼	-35	GRAND TOTAL	100%	100%

Filings by Division & Code

Division	Case Type Description	Code	Summary	Change	% Change	Absolute Change
Adult	Other	OT	9	▼	+12.5%	+1
	Misdemeanor	CM	8	↔		-
	Family Abuse - Protective Order	FP	5	▲	+400.0%	+4
	Civil Support	VS	2	▼	-81.8%	-9
	Felony	CF	2	▼	-80.0%	-8
	Capias	CA	1	▼	-75.0%	-3
	Motion - Protective Order	MP	1	▲	-	+1
	Show Cause	SC	1	▼	-85.7%	-6
	Total		29	▼	-40.8%	-20
Juvenile	Misdemeanor	DM	12	▼	-14.3%	-2
	Traffic	T	9	▼	-18.2%	-2
	Felony	DF	6	▼	-14.3%	-1
	Status	ST	6	▼	-14.3%	-1
	Abuse and Neglect	AN	5	▲	+66.7%	+2
	Custody Visitation	CV	3	▼	-72.7%	-8
	Child In Need of Services	CS	1	↔		-
	Paternity	PT	1	▲	-	+1
	Special Immigrant Juvenile Status	SI	1	▼	-50.0%	-1
	Truancy	TR	1	↔		-
	Non-Family Abuse Protective Order	AP	0	▼	-100.0%	-2
	Permanency Planning	PH	0	▼	-100.0%	-1
	Total		45	▼	-25.0%	-15
GRAND TOTAL			74	▼	-32.1%	-35

Filings by Major Case Category**

Category	Summary	Change	% Change	Absolute Change	
Adult Criminal	12	▼	-58.6%	-17	
Child Dependency	5	▼	+25.0%	+1	
Child in Need of Services/Supervision	2	↔		0	
Custody and Visitation	4	▲	-63.6%	-7	
Delinquency	18	▼	-14.3%	-3	
Juvenile Miscellaneous	6	▼	-14.3%	-1	
New to Workload Study	1	▼	-50.0%	-1	
Other	9	▼	+12.5%	+1	
Protective Orders	6	▲	+100.0%	+3	
Support	2	▼	-81.8%	-9	
Traffic	9	▼	-18.2%	-2	
GRAND TOTAL		74	▼	-32.1%	-35

* Compared to same time period as previous year
 9/12/2024 1:11:26PM

** Case Type Categories are defined in the 2017 Virginia Judicial Workload Assessment
 Source: SCV-SQL-Information

2024 Overall GRAND TOTAL		Distribution of Caseload			Change*		Percentage (%) of Caseload		
2,777	-276 -9.0%	Adult	1,383	50%	-11.0% ▼	-171	Adult	50.9%	49.8%
2024		Juvenile	1,394	50%	-7.0% ▼	-105	Juvenile	49.1%	50.2%
2023		GRAND TOTAL	2,777	100%	-9.0% ▼	-276	GRAND TOTAL	100%	100%

Filings by Division & Code

Division	Case Type Description	Code	Summary	Change	% Change	Absolute Change
Adult	Misdemeanor	CM	345	▼	-19.8%	-85
	Other	OT	338	▼	-21.9%	-95
	Civil Support	VS	296	▲	+10.9%	+29
	Family Abuse - Protective Order	FP	123	▲	+24.2%	+24
	Felony	CF	93	▼	-17.0%	-19
	Show Cause	SC	69	▼	-16.9%	-14
	Capias	CA	66	▼	-12.0%	-9
	Bond Forfeiture	BF	17	▲	-	+17
	Protective Order	PC	14	▼	-51.7%	-15
	Motion - Protective Order	MP	8	▼	-20.0%	-2
	Violation of Protective Order	PV	8	▲	+14.3%	+1
	Non-Family Abuse Protective Order	AP	4	▼	-42.9%	-3
	Remand Support	RS	2	▲	-	+2
	Restricted License for Non-Support	SL	0	▼	-100.0%	-2
	Total		1,383	▼	-11.0%	-171
Juvenile	Custody Visitation	CV	641	▼	-12.1%	-88
	Misdemeanor	DM	209	▲	+11.2%	+21
	Status	ST	113	▼	-36.9%	-66
	Felony	DF	94	▼	-6.9%	-7
	Traffic	T	38	▲	+15.2%	+5
	Motion - Protective Order	MP	36	▲	+227.3%	+25
	Paternity	PT	34	▲	+142.9%	+20
	Permanency Planning	PH	30	▼	-3.2%	-1
	Foster Care Review	FC	28	▼	-20.0%	-7
	Other	OT	25	▲	+66.7%	+10
	Non-Family Abuse Protective Order	AP	23	▲	+43.8%	+7
	Special Immigrant Juvenile Status	SI	18	▲	-	+18
	Initial Foster Care	IF	16	▼	-11.1%	-2
	Truancy	TR	15	▼	-31.8%	-7
	Abuse and Neglect	AN	14	▼	-70.8%	-34
	Terminate Parental Rights	TP	12	▲	+71.4%	+5
	Show Cause	SC	10	▲	+150.0%	+6
	Temporary Detention Order	TD	9	▼	-10.0%	-1
	Voluntary Continuing Services and Support Agreen	VA	7	▲	+40.0%	+2
	Civil Violation	CI	6	▼	-25.0%	-2
	Emergency Custody Order	EC	5	▼	-50.0%	-5
	Child In Need of Services	CS	2	▲	+100.0%	+1
	Entrustment	ET	2	▼	-33.3%	-1
	Family Abuse - Protective Order	FP	2	▲	-	+2
	Mental Commitment	MC	2	▲	-	+2
	Emancipation	EP	1	↔	-	-
	Protective Order	PC	1	▼	-50.0%	-1
	Relief of Custody	CR	1	▼	-50.0%	-1
	Juvenile Support	JS	0	▼	-100.0%	-1
	Qualified Residential Treatment	QR	0	▼	-100.0%	-3
	Remand Custody	RC	0	▼	-100.0%	-1
	Remand Visitation	RV	0	▼	-100.0%	-1
		Total		1,394	▼	-7.0%
	GRAND TOTAL		2,777	▼	-9.0%	-276

* Compared to same time period as previous year
 9/12/2024 1:11:26PM

** Case Type Categories are defined in the 2017 Virginia Judicial Workload Assessment
 Source: SCV-SQL-Information

Filings by Major Case Category**

Category	Summary	Change	% Change	Absolute Change
Adult Criminal	585	▲	-15.7%	-109
Child Dependency	110	▼	-27.6%	-42
Child in Need of Services/Supervision	17	▼	-29.2%	-7
Custody and Visitation	675	▲	-9.2%	-68
Delinquency	314	▲	+6.8%	+20
Juvenile Miscellaneous	114	▼	-36.7%	-66
New to Workload Study	24	▲	+200.0%	+16
Other	381	▲	-18.9%	-89
Protective Orders	196	▲	+37.1%	+53
Support	323	▼	+3.5%	+11
Traffic	38	▲	+15.2%	+5
GRAND TOTAL	2,777	▼	-9.0%	-276

* Compared to same time period as previous year
 9/12/2024 1:11:26PM

** Case Type Categories are defined in the 2017 Virginia Judicial Workload Assessment
 Source: SCV-SQL-Information

2024 Overall GRAND TOTAL		Distribution of Caseload			Change*		Percentage (%) of Caseload		
17,008	-2,189 -11.4%	Adult	8,030	47%	-12.1% ▼	-1,103	Adult	47.6%	47.2%
		Juvenile	8,978	53%	-10.8% ▼	-1,086	Juvenile	52.4%	52.8%
		GRAND TOTAL	17,008	100%	-11.4% ▼	-2,189	GRAND TOTAL	100%	100%

Filings by Division & Code

Division	Case Type Description	Code	Summary	Change	% Change	Absolute Change	
Adult	Misdemeanor	CM	2,083	▲	+1.3%	+26	
	Civil Support	VS	1,546	▼	-12.5%	-220	
	Other	OT	1,477	▼	-39.4%	-961	
	Felony	CF	880	▲	+19.4%	+143	
	Show Cause	SC	813	▼	-5.9%	-51	
	Family Abuse - Protective Order	FP	771	▲	+6.1%	+44	
	Capias	CA	332	▼	-17.4%	-70	
	Protective Order	PC	43	▲	+43.3%	+13	
	Remand Support	RS	42	▼	-2.3%	-1	
	Non-Family Abuse Protective Order	AP	28	▼	-15.2%	-5	
	Violation of Protective Order	PV	9	▼	-40.0%	-6	
	Violation Family Abuse Protective Order	PS	5	▲	+150.0%	+3	
	Restricted License for Non-Support	SL	1	▲	-	+1	
	Bond Forfeiture	BF	0	▼	-100.0%	-17	
	Motion - Protective Order	MP	0	▼	-100.0%	-2	
	Total		8,030	▼	-12.1%	-1,103	
Juvenile	Custody Visitation	CV	3,889	▼	-13.4%	-602	
	Status	ST	1,196	▼	-23.2%	-362	
	Misdemeanor	DM	1,043	▼	-10.8%	-126	
	Traffic	T	730	▼	-5.7%	-44	
	Felony	DF	528	▼	-8.7%	-50	
	Special Immigrant Juvenile Status	SI	314	▲	+67.0%	+126	
	Paternity	PT	174	▲	+13.0%	+20	
	Temporary Detention Order	TD	162	▼	-1.2%	-2	
	Abuse and Neglect	AN	141	▲	+2.9%	+4	
	Permanency Planning	PH	112	▲	+12.0%	+12	
	Show Cause	SC	108	▼	-5.3%	-6	
	Foster Care Review	FC	99	▲	+5.3%	+5	
	Capias	CA	91	▼	-15.0%	-16	
	Initial Foster Care	IF	61	▼	-6.2%	-4	
	Non-Family Abuse Protective Order	AP	47	▼	-14.5%	-8	
	Remand Custody	RC	47	▲	+9.3%	+4	
	Remand Visitation	RV	47	▲	+9.3%	+4	
	Civil Violation	CI	46	▲	+12.2%	+5	
	Terminate Parental Rights	TP	35	▼	-10.3%	-4	
	Truancy	TR	33	▼	-38.9%	-21	
	Voluntary Continuing Services and Support Agree	VA	23	▲	+27.8%	+5	
	Emergency Custody Order	EC	20	▼	-16.7%	-4	
	Other	OT	10	▲	+233.3%	+7	
	Child In Need of Services	CS	6	▼	-50.0%	-6	
	Family Abuse - Protective Order	FP	4	▼	-76.5%	-13	
	Motion - Protective Order	MP	4	▼	-55.6%	-5	
	Violation Family Abuse Protective Order	PS	3	▲	-	+3	
	Entrustment	ET	2	↔	-	-	
	Protective Order	PC	2	▼	-33.3%	-1	
	Emancipation	EP	1	▼	-75.0%	-3	
	Child at Risk	RI	0	▼	-100.0%	-1	
	Qualified Residential Treatment	QR	0	▼	-100.0%	-2	
	Relief of Custody	CR	0	▼	-100.0%	-1	
		Total		8,978	▼	-10.8%	-1,086
		GRAND TOTAL		17,008	▼	-11.4%	-2,189

* Compared to same time period as previous year
 9/12/2024 1:11:26PM

** Case Type Categories are defined in the 2017 Virginia Judicial Workload Assessment
 Source: SCV-SQL-Information

Filings by Major Case Category**

Category	Summary	Change	% Change	Absolute Change
Adult Criminal	3,744	▲	+0.7%	+27
Child Dependency	473	▼	+3.1%	+14
Child in Need of Services/Supervision	43	▼	-41.9%	-31
Custody and Visitation	4,072	▼	-12.6%	-585
Delinquency	1,762	▲	-9.7%	-189
Juvenile Miscellaneous	1,197	▼	-23.4%	-365
New to Workload Study	360	▲	+57.2%	+131
Other	1,805	▲	-34.6%	-953
Protective Orders	854	▼	+1.3%	+11
Support	1,968	▲	-9.4%	-205
Traffic	730	▼	-5.7%	-44
GRAND TOTAL	17,008	▼	-11.4%	-2,189

* Compared to same time period as previous year
 9/12/2024 1:11:26PM

** Case Type Categories are defined in the 2017 Virginia Judicial Workload Assessment
 Source: SCV-SQL-Information

2024 Overall GRAND TOTAL		Distribution of Caseload			Change*		Percentage (%) of Caseload		
1,794 +24 1.4% 	Adult	784	44%	0.0%	0	Adult	2023	2024	
	Juvenile	1,010	56%	2.4% ▲	+24	Juvenile	44.3%	43.7%	
	GRAND TOTAL	1,794	100%	1.4% ▲	+24	GRAND TOTAL	100%	100%	

Filings by Division & Code

Division	Case Type Description	Code	Summary	Change	% Change	Absolute Change	
Adult	Civil Support	VS	186	▼	-6.1%	-12	
	Misdemeanor	CM	161	▼	-6.4%	-11	
	Show Cause	SC	140	▲	+26.1%	+29	
	Other	OT	86	▼	-10.4%	-10	
	Family Abuse - Protective Order	FP	77	▲	+11.6%	+8	
	Felony	CF	46	▼	-28.1%	-18	
	Capias	CA	37	▼	-11.9%	-5	
	Remand Support	RS	21	▲	+600.0%	+18	
	Motion - Protective Order	MP	20	▼	-9.1%	-2	
	Violation of Protective Order	PV	8	▲	+700.0%	+7	
	Non-Family Abuse Protective Order	AP	1	▼	-80.0%	-4	
	Protective Order	PC	1	▲	-	+1	
	Criminal Support	CS	0	▼	-100.0%	-1	
		Total		784		0.0%	0
Juvenile	Custody Visitation	CV	599	▲	+0.2%	+1	
	Misdemeanor	DM	105	▼	-14.6%	-18	
	Traffic	T	77	▼	-6.1%	-5	
	Abuse and Neglect	AN	34	▲	+142.9%	+20	
	Felony	DF	30	▼	-46.4%	-26	
	Motion - Protective Order	MP	30	▲	+400.0%	+24	
	Remand Custody	RC	20	▲	+185.7%	+13	
	Remand Visitation	RV	19	▲	+171.4%	+12	
	Foster Care Review	FC	18	▼	-5.3%	-1	
	Initial Foster Care	IF	12	▲	+50.0%	+4	
	Truancy	TR	7	↔	-	-	
	Child In Need of Services	CS	6	▲	+20.0%	+1	
	Status	ST	6	▼	-25.0%	-2	
	Voluntary Continuing Services and Support Agreen	VA	6	▲	+500.0%	+5	
	Civil Violation	CI	5	▼	-28.6%	-2	
	Relief of Custody	CR	5	▲	+400.0%	+4	
	Terminate Parental Rights	TP	5	▼	-28.6%	-2	
	Child at Risk	RI	4	▲	-	+4	
	Non-Family Abuse Protective Order	AP	4	▲	+300.0%	+3	
	Permanency Planning	PH	4	▼	-66.7%	-8	
	Entrustment	ET	3	▲	+50.0%	+1	
	Family Abuse - Protective Order	FP	3	▲	-	+3	
	Other	OT	3	▲	-	+3	
	Temporary Detention Order	TD	3	▼	-25.0%	-1	
	Paternity	PT	2	▼	-60.0%	-3	
	Capias	CA	0	▼	-100.0%	-1	
	Emancipation	EP	0	▼	-100.0%	-1	
	Emergency Custody Order	EC	0	▼	-100.0%	-1	
	Juvenile Support	JS	0	▼	-100.0%	-1	
	Mental Commitment	MC	0	▼	-100.0%	-1	
	Qualified Residential Treatment	QR	0	▼	-100.0%	-1	
		Total		1,010	▲	2.4%	+24
		GRAND TOTAL		1,794	▲	1.4%	+24

* Compared to same time period as previous year
 9/12/2024 1:11:26PM

** Case Type Categories are defined in the 2017 Virginia Judicial Workload Assessment
 Source: SCV-SQL-Information

Filings by Major Case Category**

Category	Summary	Change	% Change	Absolute Change
Adult Criminal	336	▲	-4.5%	-16
Child Dependency	91	▲	+40.0%	+26
Child in Need of Services/Supervision	13	▲	+8.3%	+1
Custody and Visitation	601	▼	-0.3%	-2
Delinquency	135	▼	-25.0%	-45
Juvenile Miscellaneous	6	▼	-33.3%	-3
New to Workload Study	5	▼	-28.6%	-2
Other	152	▲	+27.7%	+33
Protective Orders	135	▲	+31.1%	+32
Support	243	▼	+2.1%	+5
Traffic	77	▼	-6.1%	-5
GRAND TOTAL	1,794	▲	1.4%	+24

* Compared to same time period as previous year
 9/12/2024 1:11:26PM

** Case Type Categories are defined in the 2017 Virginia Judicial Workload Assessment
 Source: SCV-SQL-Information

2024 Overall GRAND TOTAL		Distribution of Caseload			Change*		Percentage (%) of Caseload		
4,575	-12 -0.3%	Adult	2,127	46%	-5.3% ▼	-120	Adult	2023 49.0%	2024 46.5%
2024		Juvenile	2,448	54%	4.6% ▲	+108	Juvenile	51.0%	53.5%
2023		GRAND TOTAL	4,575	100%	-0.3% ▼	-12	GRAND TOTAL	100%	100%

Filings by Division & Code

Division	Case Type Description	Code	Summary	Change	% Change	Absolute Change	
Adult	Misdemeanor	CM	500	▼	-10.7%	-60	
	Show Cause	SC	341	▲	+10.4%	+32	
	Civil Support	VS	340	▼	-13.7%	-54	
	Other	OT	331	▼	-11.3%	-42	
	Felony	CF	205	▲	+19.9%	+34	
	Family Abuse - Protective Order	FP	195	▼	-13.3%	-30	
	Capias	CA	123	▼	+1.7%	+2	
	Violation of Protective Order	PV	41	▲	+355.6%	+32	
	Motion - Protective Order	MP	29	▼	-14.7%	-5	
	Remand Support	RS	17	▼	-58.5%	-24	
	Non-Family Abuse Protective Order	AP	4	▼	-55.6%	-5	
	Restricted License for Non-Support	SL	1	↔		-	
	Total		2,127	▼	-5.3%	-120	
Juvenile	Custody Visitation	CV	1,069	▲	+1.4%	+15	
	Misdemeanor	DM	514	▲	+46.0%	+162	
	Traffic	T	386	▼	-25.0%	-129	
	Felony	DF	165	▲	+38.7%	+46	
	Temporary Detention Order	TD	30	▼	-14.3%	-5	
	Mental Commitment	MC	26	↔		-	
	Terminate Parental Rights	TP	26	▲	+225.0%	+18	
	Abuse and Neglect	AN	23	▲	+35.3%	+6	
	Foster Care Review	FC	22	▲	+37.5%	+6	
	Remand Custody	RC	21	▼	-40.0%	-14	
	Remand Visitation	RV	21	▼	-40.0%	-14	
	Status	ST	21	▲	+31.3%	+5	
	Permanency Planning	PH	20	▼	-4.8%	-1	
	Show Cause	SC	18	▲	+50.0%	+6	
	Truancy	TR	17	▲	+142.9%	+10	
	Paternity	PT	16	↔		-	
	Initial Foster Care	IF	15	▲	+275.0%	+11	
	Emergency Custody Order	EC	11	▼	-8.3%	-1	
	Motion - Protective Order	MP	8	▲	+100.0%	+4	
	Child In Need of Services	CS	6	▲	+20.0%	+1	
	Non-Family Abuse Protective Order	AP	6	▼	-60.0%	-9	
	Capias	CA	3	↔		-	
	Civil Violation	CI	2	▼	-33.3%	-1	
	Family Abuse - Protective Order	FP	1	↔		-	
	Voluntary Continuing Services and Support Agreem	VA	1	▼	-50.0%	-1	
	Other	OT	0	▼	-100.0%	-2	
	Qualified Residential Treatment	QR	0	▼	-100.0%	-4	
	Relief of Custody	CR	0	▼	-100.0%	-1	
		Total		2,448	▲	4.6%	+108
		GRAND TOTAL		4,575	▼	-0.3%	-12

Filings by Major Case Category**

Category	Summary	Change	% Change	Absolute Change
Adult Criminal	1,083	▲	+1.1%	+12
Child Dependency	107	▲	+46.6%	+34
Child in Need of Services/Supervision	23	▲	+91.7%	+11

CPSS - JCMS CASELOAD STATISTICS OF THE JUVENILE & DOMESTIC RELATIONS DISTRICT COURTS
 January 2024 thru August 2024 Filings (Compared to January 2023 thru August 2023)

Custody and Visitation	1,085	▲	+1.4%	+15
Delinquency	700	▲	+44.0%	+214
Juvenile Miscellaneous	21	▲	+31.3%	+5
New to Workload Study	2	▼	-33.3%	-1
Other	457	▼	-18.2%	-102
Protective Orders	243	▼	-15.6%	-45
Support	468	▼	-5.3%	-26
Traffic	386	▼	-25.0%	-129
GRAND TOTAL	4,575	▼	-0.3%	-12

2024 Overall GRAND TOTAL	Distribution of Caseload	Change*	Percentage (%) of Caseload																											
193 +1 0.5% 	<table border="1"> <tr> <td>Adult</td> <td>82</td> <td>42%</td> <td>-13.7% ▼</td> <td>-13</td> </tr> <tr> <td>Juvenile</td> <td>111</td> <td>58%</td> <td>14.4% ▲</td> <td>+14</td> </tr> <tr> <td>GRAND TOTAL</td> <td>193</td> <td>100%</td> <td>0.5% ▲</td> <td>+1</td> </tr> </table>	Adult	82	42%	-13.7% ▼	-13	Juvenile	111	58%	14.4% ▲	+14	GRAND TOTAL	193	100%	0.5% ▲	+1		<table border="1"> <tr> <td></td> <td>2023</td> <td>2024</td> </tr> <tr> <td>Adult</td> <td>49.5%</td> <td>42.5%</td> </tr> <tr> <td>Juvenile</td> <td>50.5%</td> <td>57.5%</td> </tr> <tr> <td>GRAND TOTAL</td> <td>100%</td> <td>100%</td> </tr> </table>		2023	2024	Adult	49.5%	42.5%	Juvenile	50.5%	57.5%	GRAND TOTAL	100%	100%
Adult	82	42%	-13.7% ▼	-13																										
Juvenile	111	58%	14.4% ▲	+14																										
GRAND TOTAL	193	100%	0.5% ▲	+1																										
	2023	2024																												
Adult	49.5%	42.5%																												
Juvenile	50.5%	57.5%																												
GRAND TOTAL	100%	100%																												

Filings by Division & Code

Division	Case Type Description	Code	Summary	Change	% Change	Absolute Change	
Adult	Civil Support	VS	20	▲	+53.8%	+7	
	Felony	CF	15	▼	-6.3%	-1	
	Misdemeanor	CM	13	▼	-58.1%	-18	
	Other	OT	12	▼	-40.0%	-8	
	Show Cause	SC	11	▲	+120.0%	+6	
	Family Abuse - Protective Order	FP	4	▼	-33.3%	-2	
	Remand Support	RS	3	▲	+200.0%	+2	
	Capias	CA	2	▲	-	+2	
	Motion - Protective Order	MP	2	▲	-	+2	
	Non-Family Abuse Protective Order	AP	0	▼	-100.0%	-2	
	Violation of Protective Order	PV	0	▼	-100.0%	-1	
	Total		82	▼	-13.7%	-13	
Juvenile	Custody Visitation	CV	55	▼	-19.1%	-13	
	Traffic	T	21	▲	+133.3%	+12	
	Misdemeanor	DM	17	▲	+41.7%	+5	
	Remand Custody	RC	6	▲	+200.0%	+4	
	Remand Visitation	RV	6	▲	+200.0%	+4	
	Child In Need of Services	CS	2	▲	-	+2	
	Felony	DF	2	▲	+100.0%	+1	
	Foster Care Review	FC	1	▲	-	+1	
	Initial Foster Care	IF	1	▲	-	+1	
	Show Cause	SC	0	▼	-100.0%	-1	
	Special Immigrant Juvenile Status	SI	0	▼	-100.0%	-2	
		Total		111	▲	14.4%	+14
		GRAND TOTAL		193	▲	0.5%	+1

Filings by Major Case Category**

Category	Summary	Change	% Change	Absolute Change
Adult Criminal	35	▲	-32.7%	-17
Child Dependency	2	▲	-	+2
Child in Need of Services/Supervision	2	▲	-	+2
Custody and Visitation	55	▼	-19.1%	-13
Delinquency	19	▲	+35.7%	+5
New to Workload Study	0	▼	-100.0%	-2
Other	27	▲	+8.0%	+2
Protective Orders	6	▲	-25.0%	-2
Support	26	▲	+85.7%	+12
Traffic	21	▲	+133.3%	+12
	GRAND TOTAL	▲	0.5%	+1

* Compared to same time period as previous year
 9/12/2024 1:11:26PM

** Case Type Categories are defined in the 2017 Virginia Judicial Workload Assessment
 Source: SCV-SQL-Information

2024 Overall GRAND TOTAL		Distribution of Caseload			Change*		Percentage (%) of Caseload		
2,584 	+5	Adult	1,233	48%	-3.6% ▼	-46	Adult	49.6%	47.7%
	0.2%	Juvenile	1,351	52%	3.9% ▲	+51	Juvenile	50.4%	52.3%
GRAND TOTAL		GRAND TOTAL	2,584	100%	0.2% ▲	+5	GRAND TOTAL	100%	100%

Filings by Division & Code

Division	Case Type Description	Code	Summary	Change	% Change	Absolute Change	
Adult	Civil Support	VS	307	▼	-10.8%	-37	
	Show Cause	SC	251	▲	+52.1%	+86	
	Misdemeanor	CM	225	▼	-7.4%	-18	
	Other	OT	185	▼	-7.0%	-14	
	Family Abuse - Protective Order	FP	89	▼	-24.6%	-29	
	Capias	CA	67	▼	-16.3%	-13	
	Felony	CF	63	▼	-36.4%	-36	
	Motion - Protective Order	MP	20	▲	+25.0%	+4	
	Violation of Protective Order	PV	7	▲	+75.0%	+3	
	Protective Order	PC	5	▼	-44.4%	-4	
	Remand Support	RS	5	▲	+400.0%	+4	
	Non-Family Abuse Protective Order	AP	4	▲	+300.0%	+3	
	Restricted License for Non-Support	SL	3	▲	-	+3	
	Bond Forfeiture	BF	2	▲	-	+2	
Total			1,233	▼	-3.6%	-46	
Juvenile	Custody Visitation	CV	916	▲	+3.5%	+31	
	Misdemeanor	DM	68	▲	+9.7%	+6	
	Abuse and Neglect	AN	50	▼	-7.4%	-4	
	Paternity	PT	46	▼	-6.1%	-3	
	Permanency Planning	PH	43	▲	+13.2%	+5	
	Foster Care Review	FC	42	↔	-	-	
	Status	ST	39	▼	-13.3%	-6	
	Traffic	T	38	▲	+11.8%	+4	
	Initial Foster Care	IF	25	▲	+38.9%	+7	
	Temporary Detention Order	TD	18	▲	+260.0%	+13	
	Felony	DF	13	▼	-23.5%	-4	
	Remand Custody	RC	10	▲	+400.0%	+8	
	Remand Visitation	RV	10	▲	+400.0%	+8	
	Special Immigrant Juvenile Status	SI	8	▲	+166.7%	+5	
	Terminate Parental Rights	TP	8	▼	-46.7%	-7	
	Capias	CA	3	▲	-	+3	
	Emergency Custody Order	EC	2	↔	-	-	
	Juvenile Support	JS	2	▲	-	+2	
	Relief of Custody	CR	2	▼	-81.8%	-9	
	Show Cause	SC	2	▲	-	+2	
	Child In Need of Services	CS	1	▼	-50.0%	-1	
	Emancipation	EP	1	▲	-	+1	
	Mental Commitment	MC	1	▲	-	+1	
	Motion - Protective Order	MP	1	▼	-85.7%	-6	
	Non-Family Abuse Protective Order	AP	1	▼	-66.7%	-2	
	Other	OT	1	↔	-	-	
	Child at Risk	RI	0	▼	-100.0%	-1	
	Qualified Residential Treatment	QR	0	▼	-100.0%	-1	
	Voluntary Continuing Services and Support Agreem	VA	0	▼	-100.0%	-1	
	Total			1,351	▲	3.9%	+51
	GRAND TOTAL			2,584	▲	0.2%	+5

* Compared to same time period as previous year
 9/12/2024 1:11:26PM

** Case Type Categories are defined in the 2017 Virginia Judicial Workload Assessment
 Source: SCV-SQL-Information

Filings by Major Case Category**

Category	Summary	Change	% Change	Absolute Change
Adult Criminal	501	▲	-4.8%	-25
Child Dependency	170	▼	-6.1%	-11
Child in Need of Services/Supervision	1	▼	-50.0%	-1
Custody and Visitation	962	▼	+3.0%	+28
Delinquency	86	▲	+8.9%	+7
Juvenile Miscellaneous	40	▲	-11.1%	-5
New to Workload Study	8	▲	+166.7%	+5
Other	232	▲	+9.4%	+20
Protective Orders	115	▲	-20.7%	-30
Support	431	▲	+3.1%	+13
Traffic	38	▲	+11.8%	+4
GRAND TOTAL	2,584	▲	0.2%	+5

* Compared to same time period as previous year
 9/12/2024 1:11:26PM

** Case Type Categories are defined in the 2017 Virginia Judicial Workload Assessment
 Source: SCV-SQL-Information

2024 Overall GRAND TOTAL		Distribution of Caseload		Change*		Percentage (%) of Caseload			
766	-170 -18.2%	Adult	430	56%	-18.6%	-98	Adult	56.4%	56.1%
		Juvenile	336	44%	-17.6%	-72	Juvenile	43.6%	43.9%
		GRAND TOTAL	766	100%	-18.2%	-170	GRAND TOTAL	100%	100%

Filings by Division & Code

Division	Case Type Description	Code	Summary	Change	% Change	Absolute Change
Adult	Show Cause	SC	115	▲	+15.0%	+15
	Civil Support	VS	95	▼	-31.7%	-44
	Misdemeanor	CM	93	▼	-8.8%	-9
	Other	OT	62	▼	-11.4%	-8
	Felony	CF	24	▼	-47.8%	-22
	Family Abuse - Protective Order	FP	18	▼	-35.7%	-10
	Capias	CA	15	▼	-54.5%	-18
	Violation of Protective Order	PV	4	↔		-
	Motion - Protective Order	MP	3	↔		-
	Protective Order	PC	1	▲	-	+1
	Non-Family Abuse Protective Order	AP	0	▼	-100.0%	-1
	Restricted License for Non-Support	SL	0	▼	-100.0%	-2
		Total		430	▼	-18.6%
Juvenile	Custody Visitation	CV	208	▼	-16.8%	-42
	Misdemeanor	DM	32	▼	-22.0%	-9
	Traffic	T	18	▲	+5.9%	+1
	Felony	DF	15	▼	-34.8%	-8
	Permanency Planning	PH	10	▲	+25.0%	+2
	Paternity	PT	9	▲	+28.6%	+2
	Temporary Detention Order	TD	8	▲	+33.3%	+2
	Child at Risk	RI	7	▼	-41.7%	-5
	Truancy	TR	6	▼	-14.3%	-1
	Emergency Custody Order	EC	5	▲	+25.0%	+1
	Abuse and Neglect	AN	3	▼	-62.5%	-5
	Foster Care Review	FC	3	▼	-40.0%	-2
	Motion - Protective Order	MP	3	▲	-	+3
	Relief of Custody	CR	3	▼	-25.0%	-1
	Capias	CA	1	↔		-
	Initial Foster Care	IF	1	▼	-50.0%	-1
	Remand Custody	RC	1	▼	-75.0%	-3
	Remand Visitation	RV	1	▼	-66.7%	-2
	Status	ST	1	▲	-	+1
	Voluntary Continuing Services and Support Agreem	VA	1	↔		-
	Child In Need of Services	CS	0	▼	-100.0%	-1
	Civil Violation	CI	0	▼	-100.0%	-3
	Qualified Residential Treatment	QR	0	▼	-100.0%	-1
	Total		336	▼	-17.6%	-72
	GRAND TOTAL		766	▼	-18.2%	-170

Filings by Major Case Category**

Category	Summary	Change	% Change	Absolute Change
Adult Criminal	184	▲	-23.7%	-57
Child Dependency	28	▼	-31.7%	-13
Child in Need of Services/Supervision	6	▼	-25.0%	-2
Custody and Visitation	217	▲	-15.6%	-40
Delinquency	48	▼	-26.2%	-17
Juvenile Miscellaneous	1	▲	-	+1
New to Workload Study	0	▼	-100.0%	-3

CPSS - JCMS CASELOAD STATISTICS OF THE JUVENILE & DOMESTIC RELATIONS DISTRICT COURTS
 January 2024 thru August 2024 Filings (Compared to January 2023 thru August 2023)

Martinsville

District: 21 FIPS: 690

Other	77	▼	-11.5%	-10
Protective Orders	24	▲	-25.0%	-8
Support	163	▼	-11.9%	-22
Traffic	18	▲	+5.9%	+1
GRAND TOTAL	766	▼	-18.2%	-170

2024 Overall GRAND TOTAL		Distribution of Caseload		Change*		Percentage (%) of Caseload			
922 +164 21.6% 		Adult	369	40%	25.9% ▲	+76	Adult	38.7%	40.0%
		Juvenile	553	60%	18.9% ▲	+88	Juvenile	61.3%	60.0%
GRAND TOTAL		922	100%	21.6% ▲	+164	GRAND TOTAL	100%	100%	

Filings by Division & Code

Division	Case Type Description	Code	Summary	Change	% Change	Absolute Change
Adult	Misdemeanor	CM	90	▲	+40.6%	+26
	Civil Support	VS	85	▲	+21.4%	+15
	Show Cause	SC	63	▲	+50.0%	+21
	Felony	CF	43	▲	+59.3%	+16
	Other	OT	38	▲	+46.2%	+12
	Family Abuse - Protective Order	FP	29	▼	-12.1%	-4
	Motion - Protective Order	MP	10	▲	+25.0%	+2
	Capias	CA	6	▼	-62.5%	-10
	Remand Support	RS	4	↔		-
	Non-Family Abuse Protective Order	AP	1	▼	-50.0%	-1
	Restricted License for Non-Support	SL	0	▼	-100.0%	-1
Total			369	▲	25.9%	+76
Juvenile	Custody Visitation	CV	300	▲	+6.0%	+17
	Abuse and Neglect	AN	62	▲	+6.9%	+4
	Permanency Planning	PH	46	▲	+206.7%	+31
	Terminate Parental Rights	TP	25	▲	-	+25
	Misdemeanor	DM	21	▲	+90.9%	+10
	Foster Care Review	FC	19	▲	+46.2%	+6
	Initial Foster Care	IF	18	▲	+12.5%	+2
	Paternity	PT	11	▼	-15.4%	-2
	Traffic	T	11	▼	-15.4%	-2
	Remand Custody	RC	10	▼	-9.1%	-1
	Remand Visitation	RV	9	↔		-
	Felony	DF	8	▼	-38.5%	-5
	Motion - Protective Order	MP	3	▲	+200.0%	+2
	Child In Need of Services	CS	2	▲	+100.0%	+1
	Show Cause	SC	2	▲	-	+2
	Voluntary Continuing Services and Support Agreen	VA	2	▲	-	+2
	Capias	CA	1	▲	-	+1
	Emergency Custody Order	EC	1	▼	-50.0%	-1
	Non-Family Abuse Protective Order	AP	1	▼	-50.0%	-1
	Temporary Detention Order	TD	1	↔		-
	Child at Risk	RI	0	▼	-100.0%	-1
Relief of Custody	CR	0	▼	-100.0%	-1	
Status	ST	0	▼	-100.0%	-1	
Total			553	▲	18.9%	+88
GRAND TOTAL			922	▲	21.6%	+164

Filings by Major Case Category**

Category	Summary	Change	% Change	Absolute Change
Adult Criminal	182	▲	+31.9%	+44
Child Dependency	172	▲	+65.4%	+68
Child in Need of Services/Supervision	2	▲	+100.0%	+1
Custody and Visitation	311	▼	+5.1%	+15
Delinquency	32	▲	+33.3%	+8
Juvenile Miscellaneous	0	▼	-100.0%	-1
Other	63	▼	+18.9%	+10
Protective Orders	44	▲	-4.3%	-2

* Compared to same time period as previous year
 9/12/2024 1:11:26PM

** Case Type Categories are defined in the 2017 Virginia Judicial Workload Assessment
 Source: SCV-SQL-Information

CPSS - JCMS CASELOAD STATISTICS OF THE JUVENILE & DOMESTIC RELATIONS DISTRICT COURTS
January 2024 thru August 2024 Filings (Compared to January 2023 thru August 2023)

Patrick

District: 21 FIPS: 141

Support	105	▲	+28.0%	+23
Traffic	11	▼	-15.4%	-2
GRAND TOTAL	922	▲	21.6%	+164

2024 Overall GRAND TOTAL		Distribution of Caseload			Change*		Percentage (%) of Caseload		
2,666 	+24	Adult	1,820	68%	-1.1% ▼	-21	Adult	69.7%	68.3%
	0.9%	Juvenile	846	32%	5.6% ▲	+45	Juvenile	30.3%	31.7%
		GRAND TOTAL	2,666	100%	0.9% ▲	+24	GRAND TOTAL	100%	100%

Filings by Division & Code

Division	Case Type Description	Code	Summary	Change	% Change	Absolute Change
Adult	Misdemeanor	CM	495	▲	+4.7%	+22
	Other	OT	408	▲	+4.1%	+16
	Capias	CA	259	▲	+8.8%	+21
	Show Cause	SC	235	▲	-16.1%	-45
	Civil Support	VS	220	▼	-10.6%	-26
	Felony	CF	102	▲	+1.0%	+1
	Family Abuse - Protective Order	FP	86	▼	-10.4%	-10
	Non-Family Abuse Protective Order	AP	8	▼	-11.1%	-1
	Motion - Protective Order	MP	4	▲	+300.0%	+3
	Violation of Protective Order	PV	3	↔		-
	Restricted License for Non-Support	SL	0	▼	-100.0%	-2
	Total			1,820	▼	-1.1%
Juvenile	Custody Visitation	CV	373	▲	+11.0%	+37
	Misdemeanor	DM	134	▼	-8.2%	-12
	Truancy	TR	80	▲	+17.6%	+12
	Felony	DF	76	▲	+5.6%	+4
	Status	ST	37	▼	-15.9%	-7
	Permanency Planning	PH	22	▼	-8.3%	-2
	Traffic	T	18	▼	-18.2%	-4
	Abuse and Neglect	AN	16	▲	+1,500.0%	+15
	Paternity	PT	14	▲	+7.7%	+1
	Foster Care Review	FC	13	▼	-23.5%	-4
	Initial Foster Care	IF	12	▲	+20.0%	+2
	Non-Family Abuse Protective Order	AP	11	▲	+83.3%	+5
	Child In Need of Services	CS	9	▼	-30.8%	-4
	Mental Commitment	MC	5	▼	-50.0%	-5
	Other	OT	5	▲	-	+5
	Civil Violation	CI	4	▲	-	+4
	Temporary Detention Order	TD	4	▼	-33.3%	-2
	Terminate Parental Rights	TP	4	▼	-20.0%	-1
	Entrustment	ET	3	▲	+200.0%	+2
	Voluntary Continuing Services and Support Agreem	VA	2	▼	-33.3%	-1
	Emancipation	EP	1	▲	-	+1
	Emergency Custody Order	EC	1	▼	-50.0%	-1
	Family Abuse - Protective Order	FP	1	↔		-
	Special Immigrant Juvenile Status	SI	1	▲	-	+1
	Relief of Custody	CR	0	▼	-100.0%	-1
Total			846	▲	5.6%	+45
GRAND TOTAL			2,666	▲	0.9%	+24

Filings by Major Case Category**

Category	Summary	Change	% Change	Absolute Change
Adult Criminal	1,039	▼	-2.6%	-28
Child Dependency	72	▲	+16.1%	+10
Child in Need of Services/Supervision	89	▼	+9.9%	+8
Custody and Visitation	387	▲	+10.9%	+38
Delinquency	210	▼	-3.7%	-8
Juvenile Miscellaneous	38	▲	-13.6%	-6

* Compared to same time period as previous year
 9/12/2024 1:11:26PM

** Case Type Categories are defined in the 2017 Virginia Judicial Workload Assessment
 Source: SCV-SQL-Information

CPSS - JCMS CASELOAD STATISTICS OF THE JUVENILE & DOMESTIC RELATIONS DISTRICT COURTS
 January 2024 thru August 2024 Filings (Compared to January 2023 thru August 2023)

Danville

District: 22 FIPS: 590

New to Workload Study	5	▲	-	+5
Other	423	▲	+3.2%	+13
Protective Orders	110	▲	-2.7%	-3
Support	275	▼	-0.4%	-1
Traffic	18	▼	-18.2%	-4
GRAND TOTAL	2,666	▲	0.9%	+24

2024 Overall GRAND TOTAL		Distribution of Caseload		Change*		Percentage (%) of Caseload		
2,487	-257 -9.4%	Adult	1,094 44%	7.3% ▲	+74	Adult	37.2%	44.0%
2024		Juvenile	1,393 56%	-19.2% ▼	-331	Juvenile	62.8%	56.0%
2023		GRAND TOTAL	2,487 100%	-9.4% ▼	-257	GRAND TOTAL	100%	100%

Filings by Division & Code

Division	Case Type Description	Code	Summary	Change	% Change	Absolute Change	
Adult	Civil Support	VS	264	↔		-	
	Misdemeanor	CM	255	▲	+34.9%	+66	
	Show Cause	SC	194	▲	+47.0%	+62	
	Other	OT	178	▼	-9.2%	-18	
	Family Abuse - Protective Order	FP	92	▲	+48.4%	+30	
	Capias	CA	33	▼	-31.3%	-15	
	Felony	CF	30	▼	-18.9%	-7	
	Non-Family Abuse Protective Order	AP	25	▼	-51.9%	-27	
	Motion - Protective Order	MP	10	▼	-44.4%	-8	
	Violation of Protective Order	PV	8	▲	+166.7%	+5	
	Remand Support	RS	4	▼	-77.8%	-14	
	Restricted License for Non-Support	SL	1	▲	-	+1	
	Bond Forfeiture	BF	0	▼	-100.0%	-1	
	Total		1,094	▲	7.3%	+74	
Juvenile	Custody Visitation	CV	769	▼	-18.9%	-179	
	Misdemeanor	DM	174	▼	-12.6%	-25	
	Abuse and Neglect	AN	115	▲	+9.5%	+10	
	Motion - Protective Order	MP	43	▲	+38.7%	+12	
	Status	ST	38	▲	-17.4%	-8	
	Traffic	T	37	↔		-	
	Permanency Planning	PH	35	▲	+105.9%	+18	
	Foster Care Review	FC	30	▼	-26.8%	-11	
	Remand Visitation	RV	25	▼	-57.6%	-34	
	Remand Custody	RC	23	▼	-67.1%	-47	
	Child In Need of Services	CS	19	▼	-51.3%	-20	
	Felony	DF	18	▼	-41.9%	-13	
	Initial Foster Care	IF	17	▼	-34.6%	-9	
	Truancy	TR	13	▼	-48.0%	-12	
	Paternity	PT	11	▼	-50.0%	-11	
	Relief of Custody	CR	10	▲	+900.0%	+9	
	Terminate Parental Rights	TP	6	▲	+50.0%	+2	
	Civil Violation	CI	3	▲	+200.0%	+2	
	Entrustment	ET	2	▼	-60.0%	-3	
	Non-Family Abuse Protective Order	AP	2	▼	-66.7%	-4	
	Capias	CA	1	▲	-	+1	
	Special Immigrant Juvenile Status	SI	1	▲	-	+1	
	Voluntary Continuing Services and Support Agree	VA	1	▼	-80.0%	-4	
	Emergency Custody Order	EC	0	▼	-100.0%	-1	
	Qualified Residential Treatment	QR	0	▼	-100.0%	-5	
		Total		1,393	▼	-19.2%	-331
	GRAND TOTAL			2,487	▼	-9.4%	-257

Filings by Major Case Category**

Category	Summary	Change	% Change	Absolute Change
Adult Criminal	386	▲	+4.3%	+16
Child Dependency	216	▲	+3.3%	+7
Child in Need of Services/Supervision	32	▼	-50.0%	-32
Custody and Visitation	780	▼	-19.6%	-190
Delinquency	193	▲	-16.1%	-37

* Compared to same time period as previous year
 9/12/2024 1:11:26PM

** Case Type Categories are defined in the 2017 Virginia Judicial Workload Assessment
 Source: SCV-SQL-Information

Juvenile Miscellaneous	38	▲	-17.4%	-8
New to Workload Study	4	▲	+300.0%	+3
Other	230	▼	-33.1%	-114
Protective Orders	172	▼	+1.8%	+3
Support	399	▲	+31.3%	+95
Traffic	37	↔		0
GRAND TOTAL	2,487	▼	-9.4%	-257

2024 Overall GRAND TOTAL		Distribution of Caseload			Change*		Percentage (%) of Caseload		
2,454 	+15 0.6%	Adult	1,200	49%	16.5% ▲	+170	Adult	42.2%	48.9%
		Juvenile	1,254	51%	-11.0% ▼	-155	Juvenile	57.8%	51.1%
		GRAND TOTAL	2,454	100%	0.6% ▲	+15	GRAND TOTAL	100%	100%

Filings by Division & Code

Division	Case Type Description	Code	Summary	Change	% Change	Absolute Change	
Adult	Civil Support	VS	330	▲	+35.2%	+86	
	Misdemeanor	CM	284	▼	-3.1%	-9	
	Other	OT	212	▲	+9.3%	+18	
	Show Cause	SC	178	▲	+54.8%	+63	
	Family Abuse - Protective Order	FP	88	▼	-12.9%	-13	
	Capias	CA	38	▲	+35.7%	+10	
	Felony	CF	38	↔		-	
	Motion - Protective Order	MP	13	▲	+18.2%	+2	
	Violation of Protective Order	PV	9	▲	+350.0%	+7	
	Non-Family Abuse Protective Order	AP	7	▲	+250.0%	+5	
	Violation Family Abuse Protective Order	PS	2	▲	-	+2	
	Remand Support	RS	1	▼	-50.0%	-1	
		Total		1,200	▲	16.5%	+170
Juvenile	Custody Visitation	CV	822	▼	-13.7%	-130	
	Misdemeanor	DM	75	▼	-10.7%	-9	
	Abuse and Neglect	AN	65	▲	+85.7%	+30	
	Traffic	T	32	▼	-60.5%	-49	
	Initial Foster Care	IF	30	▲	+114.3%	+16	
	Permanency Planning	PH	30	▼	-26.8%	-11	
	Foster Care Review	FC	27	▲	+22.7%	+5	
	Child In Need of Services	CS	25	▼	-19.4%	-6	
	Child at Risk	RI	24	▲	+4.3%	+1	
	Voluntary Continuing Services and Support Agreem	VA	22	▲	+83.3%	+10	
	Paternity	PT	20	▲	+53.8%	+7	
	Felony	DF	16	▼	-42.9%	-12	
	Temporary Detention Order	TD	15	▲	+66.7%	+6	
	Terminate Parental Rights	TP	10	▲	+66.7%	+4	
	Status	ST	9	▼	-10.0%	-1	
	Truancy	TR	8	▼	-20.0%	-2	
	Relief of Custody	CR	7	▲	+133.3%	+4	
	Non-Family Abuse Protective Order	AP	6	▲	+20.0%	+1	
	Emergency Custody Order	EC	5	▲	+66.7%	+2	
	Motion - Protective Order	MP	2	▼	-75.0%	-6	
	Civil Violation	CI	1	▼	-66.7%	-2	
	Emancipation	EP	1	▲	-	+1	
	Family Abuse - Protective Order	FP	1	▼	-50.0%	-1	
	Other	OT	1	▲	-	+1	
	Qualified Residential Treatment	QR	0	▼	-100.0%	-7	
	Remand Custody	RC	0	▼	-100.0%	-2	
	Remand Visitation	RV	0	▼	-100.0%	-2	
	Show Cause	SC	0	▼	-100.0%	-3	
		Total		1,254	▼	-11.0%	-155
	GRAND TOTAL			2,454	▲	0.6%	+15

Filings by Major Case Category**

Category	Summary	Change	% Change	Absolute Change
Adult Criminal	522	▲	+13.0%	+60
Child Dependency	215	▲	+31.9%	+52
Child in Need of Services/Supervision	33	▼	-19.5%	-8

* Compared to same time period as previous year
 9/12/2024 1:11:26PM

** Case Type Categories are defined in the 2017 Virginia Judicial Workload Assessment
 Source: SCV-SQL-Information

CPSS - JCMS CASELOAD STATISTICS OF THE JUVENILE & DOMESTIC RELATIONS DISTRICT COURTS
 January 2024 thru August 2024 Filings (Compared to January 2023 thru August 2023)

Custody and Visitation	842	▲	-12.7%	-123
Delinquency	91	▼	-20.9%	-24
Juvenile Miscellaneous	10	▲		0
New to Workload Study	1	▼	-66.7%	-2
Other	234	▲	+10.4%	+22
Protective Orders	117	▲	-9.3%	-12
Support	357	▲	+38.4%	+99
Traffic	32	▼	-60.5%	-49
GRAND TOTAL	2,454	▲	0.6%	+15

2024 Overall GRAND TOTAL		Distribution of Caseload		Change*		Percentage (%) of Caseload		
6,570	-137 -2.0%	Adult	3,040 46%	0.9% ▲	+26	Adult	2023 44.9%	2024 46.3%
2024		Juvenile	3,530 54%	-4.4% ▼	-163	Juvenile	55.1%	53.7%
2023		GRAND TOTAL	6,570 100%	-2.0% ▼	-137	GRAND TOTAL	100%	100%

Filings by Division & Code

Division	Case Type Description	Code	Summary	Change	% Change	Absolute Change
Adult	Misdemeanor	CM	796	▼	-9.8%	-86
	Civil Support	VS	622	▲	+1.6%	+10
	Other	OT	560	▼	-5.2%	-31
	Show Cause	SC	538	▲	+51.1%	+182
	Family Abuse - Protective Order	FP	283	▼	-16.0%	-54
	Felony	CF	130	▲	+35.4%	+34
	Motion - Protective Order	MP	32	▲	+39.1%	+9
	Non-Family Abuse Protective Order	AP	21	▼	-54.3%	-25
	Capias	CA	19	▼	-45.7%	-16
	Violation of Protective Order	PV	17	▼	-15.0%	-3
	Remand Support	RS	15	▲	+7.1%	+1
	Restricted License for Non-Support	SL	5	▲	+400.0%	+4
	Bond Forfeiture	BF	2	▲	+100.0%	+1
	Total		3,040	▲	0.9%	+26
Juvenile	Custody Visitation	CV	1,844	▼	-13.6%	-290
	Misdemeanor	DM	308	▲	+21.3%	+54
	Abuse and Neglect	AN	162	▼	-14.3%	-27
	Permanency Planning	PH	148	▼	-22.5%	-43
	Foster Care Review	FC	124	▲	+18.1%	+19
	Truancy	TR	122	▲	+14.0%	+15
	Traffic	T	109	▲	+9.0%	+9
	Initial Foster Care	IF	78	▲	+23.8%	+15
	Temporary Detention Order	TD	75	▲	+31.6%	+18
	Terminate Parental Rights	TP	74	▼	-24.5%	-24
	Felony	DF	67	▼	-18.3%	-15
	Status	ST	67	▲	+509.1%	+56
	Motion - Protective Order	MP	65	▼	-13.3%	-10
	Special Immigrant Juvenile Status	SI	53	▲	+381.8%	+42
	Mental Commitment	MC	49	▲	+14.0%	+6
	Paternity	PT	28	▼	-6.7%	-2
	Remand Custody	RC	28	▲	+100.0%	+14
	Relief of Custody	CR	25	▲	+212.5%	+17
	Remand Visitation	RV	24	▲	+100.0%	+12
	Non-Family Abuse Protective Order	AP	19	▼	-52.5%	-21
	Child In Need of Services	CS	15	▲	+25.0%	+3
	Emergency Custody Order	EC	14	▲	+100.0%	+7
	Voluntary Continuing Services and Support Agree	VA	11	↔		-
	Entrustment	ET	7	▼	-41.7%	-5
	Capias	CA	6	▼	-33.3%	-3
	Family Abuse - Protective Order	FP	4	▲	+300.0%	+3
	Civil Violation	CI	1	▲	-	+1
	Other	OT	1	▲	-	-
	Restoration of Parental Rights	RR	1	▲	-	+1
	Restricted Operators License	RL	1	↔		-
	Child at Risk	RI	0	▼	-100.0%	-2
	Emancipation	EP	0	▼	-100.0%	-3
	Juvenile Support	JS	0	▼	-100.0%	-1
Qualified Residential Treatment	QR	0	▼	-100.0%	-9	
	Total		3,530	▼	-4.4%	-163
	GRAND TOTAL		6,570	▼	-2.0%	-137

* Compared to same time period as previous year
 9/12/2024 1:11:26PM

** Case Type Categories are defined in the 2017 Virginia Judicial Workload Assessment
 Source: SCV-SQL-Information

Filings by Major Case Category**

Category	Summary	Change	% Change	Absolute Change
Adult Criminal	1,163	▲	-4.1%	-50
Child Dependency	629	▼	-8.6%	-59
Child in Need of Services/Supervision	137	▲	+15.1%	+18
Custody and Visitation	1,872	▼	-13.5%	-293
Delinquency	381	▼	+10.8%	+37
Juvenile Miscellaneous	68	▲	+385.7%	+54
New to Workload Study	54	▲	+390.9%	+43
Other	766	▲	+3.7%	+27
Protective Orders	424	▲	-18.8%	-98
Support	966	▲	+22.1%	+175
Traffic	110	▲	+8.9%	+9
GRAND TOTAL	6,570	▼	-2.0%	-137

* Compared to same time period as previous year
 9/12/2024 1:11:26PM

** Case Type Categories are defined in the 2017 Virginia Judicial Workload Assessment
 Source: SCV-SQL-Information

2024 Overall GRAND TOTAL		Distribution of Caseload		Change*		Percentage (%) of Caseload		
3,144	+89 2.9%	Adult	1,311 42%	-6.4% ▼	-89	Adult	45.8%	41.7%
2024		Juvenile	1,833 58%	10.8% ▲	+178	Juvenile	54.2%	58.3%
2023		GRAND TOTAL	3,144 100%	2.9% ▲	+89	GRAND TOTAL	100%	100%

Filings by Division & Code

Division	Case Type Description	Code	Summary	Change	% Change	Absolute Change	
Adult	Civil Support	VS	304	▲	+9.4%	+26	
	Misdemeanor	CM	275	▼	-31.1%	-124	
	Show Cause	SC	264	▲	+58.1%	+97	
	Other	OT	203	▼	-25.4%	-69	
	Family Abuse - Protective Order	FP	129	▲	+7.5%	+9	
	Felony	CF	57	▼	-34.5%	-30	
	Capias	CA	22	▲	+4.8%	+1	
	Non-Family Abuse Protective Order	AP	20	▲	+11.1%	+2	
	Remand Support	RS	20	▼	-31.0%	-9	
	Motion - Protective Order	MP	14	▲	+133.3%	+8	
	Violation of Protective Order	PV	2	↔		-	
	Restricted License for Non-Support Protective Order	SL PC	1 0	▲ ▼	- -100.0%	+1 -1	
	Total			1,311	▼	-6.4%	-89
Juvenile	Custody Visitation	CV	973	▲	+23.5%	+185	
	Misdemeanor	DM	182	▼	-6.7%	-13	
	Traffic	T	107	▼	-3.6%	-4	
	Status	ST	102	▲	+15.9%	+14	
	Abuse and Neglect	AN	95	▼	-14.4%	-16	
	Permanency Planning	PH	60	▼	-20.0%	-15	
	Felony	DF	50	▲	+72.4%	+21	
	Truancy	TR	35	▲	+34.6%	+9	
	Initial Foster Care	IF	33	▲	+57.1%	+12	
	Foster Care Review	FC	32	▼	-3.0%	-1	
	Voluntary Continuing Services and Support Agree	VA	28	▲	+21.7%	+5	
	Terminate Parental Rights	TP	22	▲	+46.7%	+7	
	Motion - Protective Order	MP	20	▼	-13.0%	-3	
	Child In Need of Services	CS	16	▲	+700.0%	+14	
	Paternity	PT	16	▲	+60.0%	+6	
	Remand Custody	RC	16	▼	-66.7%	-32	
	Non-Family Abuse Protective Order	AP	13	↔		-	
	Temporary Detention Order	TD	10	▼	-23.1%	-3	
	Special Immigrant Juvenile Status	SI	8	▲	+700.0%	+7	
	Relief of Custody	CR	6	▼	-33.3%	-3	
	Civil Violation	CI	3	▼	-40.0%	-2	
	Entrustment	ET	3	▼	-25.0%	-1	
	Capias	CA	2	▼	-50.0%	-2	
	Family Abuse - Protective Order	FP	1	▲	-	+1	
	Emancipation	EP	0	▼	-100.0%	-1	
	Emergency Custody Order	EC	0	▼	-100.0%	-2	
	Qualified Residential Treatment	QR	0	▼	-100.0%	-3	
	Remand Visitation	RV	0	▼	-100.0%	-2	
	Total			1,833	▲	10.8%	+178
	GRAND TOTAL			3,144	▲	2.9%	+89

Filings by Major Case Category**

Category	Summary	Change	% Change	Absolute Change
Adult Criminal	493	▼	-19.8%	-122
Child Dependency	279	▼	-5.1%	-15

* Compared to same time period as previous year
 9/12/2024 1:11:26PM

** Case Type Categories are defined in the 2017 Virginia Judicial Workload Assessment
 Source: SCV-SQL-Information

Child in Need of Services/Supervision	51	▲	+82.1%	+23
Custody and Visitation	989	▲	+23.9%	+191
Delinquency	234	▲	+2.6%	+6
Juvenile Miscellaneous	102	▲	+14.6%	+13
New to Workload Study	11	▲	+83.3%	+5
Other	249	▼	-32.0%	-117
Protective Orders	197	▲	+9.4%	+17
Support	432	▲	+27.1%	+92
Traffic	107	▼	-3.6%	-4
GRAND TOTAL	3,144	▲	2.9%	+89

2024 Overall GRAND TOTAL		Distribution of Caseload			Change*		Percentage (%) of Caseload		
1,103	-118 -9.7%	Adult	520	47%	-2.8% ▼	-15	Adult	43.8%	47.1%
2024		Juvenile	583	53%	-15.0% ▼	-103	Juvenile	56.2%	52.9%
2023		GRAND TOTAL	1,103	100%	-9.7% ▼	-118	GRAND TOTAL	100%	100%

Filings by Division & Code

Division	Case Type Description	Code	Summary	Change	% Change	Absolute Change	
Adult	Misdemeanor	CM	149	▼	-2.6%	-4	
	Civil Support	VS	97	▼	-8.5%	-9	
	Show Cause	SC	83	▲	+23.9%	+16	
	Other	OT	81	▼	-10.0%	-9	
	Family Abuse - Protective Order	FP	40	▲	+5.3%	+2	
	Felony	CF	35	▼	-14.6%	-6	
	Capias	CA	26	▼	+13.0%	+3	
	Remand Support	RS	5	▼	-50.0%	-5	
	Motion - Protective Order	MP	3	▼	-40.0%	-2	
	Violation of Protective Order	PV	1	▼	-50.0%	-1	
	Total			520	▼	-2.8%	-15
Juvenile	Custody Visitation	CV	235	▼	-5.6%	-14	
	Misdemeanor	DM	84	▼	-20.8%	-22	
	Traffic	T	56	▼	-25.3%	-19	
	Abuse and Neglect	AN	39	▲	+56.0%	+14	
	Status	ST	27	▼	-15.6%	-5	
	Felony	DF	24	▲	+20.0%	+4	
	Foster Care Review	FC	20	▲	+66.7%	+8	
	Mental Commitment	MC	20	▼	-47.4%	-18	
	Initial Foster Care	IF	11	▲	+37.5%	+3	
	Motion - Protective Order	MP	10	▼	-9.1%	-1	
	Permanency Planning	PH	10	▼	-60.0%	-15	
	Remand Custody	RC	10	▼	-37.5%	-6	
	Remand Visitation	RV	10	▼	-37.5%	-6	
	Voluntary Continuing Services and Support Agree	VA	9	▼	-35.7%	-5	
	Temporary Detention Order	TD	7	▼	-12.5%	-1	
	Paternity	PT	4	↔		-	
	Relief of Custody	CR	2	▲	+100.0%	+1	
	Child In Need of Services	CS	1	▲	-	+1	
	Civil Violation	CI	1	▲	-	+1	
	Emergency Custody Order	EC	1	▼	-66.7%	-2	
	Non-Family Abuse Protective Order	AP	1	▼	-50.0%	-1	
	Other	OT	1	▼	-50.0%	-1	
	Entrustment	ET	0	▼	-100.0%	-9	
	Qualified Residential Treatment	QR	0	▼	-100.0%	-2	
	Show Cause	SC	0	▼	-100.0%	-2	
	Special Immigrant Juvenile Status	SI	0	▼	-100.0%	-1	
	Terminate Parental Rights	TP	0	▼	-100.0%	-2	
	Truancy	TR	0	▼	-100.0%	-3	
	Total			583	▼	-15.0%	-103
	GRAND TOTAL			1,103	▼	-9.7%	-118

Filings by Major Case Category**

Category	Summary	Change	% Change	Absolute Change
Adult Criminal	264	▼	-1.9%	-5
Child Dependency	91	▼	-7.1%	-7
Child in Need of Services/Supervision	1	▲	-66.7%	-2
Custody and Visitation	239	▼	-5.5%	-14
Delinquency	108	▼	-15.6%	-20

* Compared to same time period as previous year
 9/12/2024 1:11:26PM

** Case Type Categories are defined in the 2017 Virginia Judicial Workload Assessment
 Source: SCV-SQL-Information

CPSS - JCMS CASELOAD STATISTICS OF THE JUVENILE & DOMESTIC RELATIONS DISTRICT COURTS
 January 2024 thru August 2024 Filings (Compared to January 2023 thru August 2023)

Juvenile Miscellaneous	27	▼	-15.6%	-5
New to Workload Study	1	▲		0
Other	135	▼	-26.2%	-48
Protective Orders	54	▼	-3.6%	-2
Support	127	▼	+3.3%	+4
Traffic	56	▼	-25.3%	-19
GRAND TOTAL	1,103	▼	-9.7%	-118

2024 Overall GRAND TOTAL		Distribution of Caseload			Change*		Percentage (%) of Caseload		
1,602 +43 2.8% 		Adult	814	51%	0.0%	0	Adult	52.2%	50.8%
		Juvenile	788	49%	5.8% ▲	+43	Juvenile	47.8%	49.2%
		GRAND TOTAL	1,602	100%	2.8% ▲	+43	GRAND TOTAL	100%	100%

Filings by Division & Code

Division	Case Type Description	Code	Summary	Change	% Change	Absolute Change	
Adult	Civil Support	VS	160	▼	-4.8%	-8	
	Misdemeanor	CM	157	▼	-6.5%	-11	
	Show Cause	SC	134	▲	-10.1%	-15	
	Other	OT	126	▼	-8.0%	-11	
	Felony	CF	93	▲	+132.5%	+53	
	Family Abuse - Protective Order	FP	74	▼	-7.5%	-6	
	Motion - Protective Order	MP	23	▼	-25.8%	-8	
	Capias	CA	22	▲	+4.8%	+1	
	Violation of Protective Order	PV	14	▲	+16.7%	+2	
	Remand Support	RS	6	▲	+500.0%	+5	
	Non-Family Abuse Protective Order	AP	4	▼	-33.3%	-2	
	Restricted License for Non-Support	SL	1	↔		-	
		Total		814		0.0%	0
Juvenile	Custody Visitation	CV	516	▲	+16.0%	+71	
	Traffic	T	54	▲	+5.9%	+3	
	Misdemeanor	DM	46	▼	-13.2%	-7	
	Abuse and Neglect	AN	27	▼	-48.1%	-25	
	Truancy	TR	27	▲	+68.8%	+11	
	Paternity	PT	15	▼	-37.5%	-9	
	Foster Care Review	FC	12	▼	-7.7%	-1	
	Remand Visitation	RV	12	▲	-	+12	
	Temporary Detention Order	TD	12	▲	+50.0%	+4	
	Child In Need of Services	CS	11	▲	+83.3%	+5	
	Remand Custody	RC	10	▲	+66.7%	+4	
	Entrustment	ET	9	▲	+800.0%	+8	
	Permanency Planning	PH	8	▼	-42.9%	-6	
	Initial Foster Care	IF	6	▼	-25.0%	-2	
	Felony	DF	5	▼	-70.6%	-12	
	Non-Family Abuse Protective Order	AP	5	▲	+25.0%	+1	
	Status	ST	4	▲	-50.0%	-4	
	Motion - Protective Order	MP	3	▼	-66.7%	-6	
	Other	OT	2	▲	+100.0%	+1	
	Relief of Custody	CR	1	▼	-50.0%	-1	
	Special Immigrant Juvenile Status	SI	1	▲	-	+1	
	Terminate Parental Rights	TP	1	↔		-	
	Voluntary Continuing Services and Support Agreem	VA	1	▲	-	+1	
	Child at Risk	RI	0	▼	-100.0%	-2	
	Emancipation	EP	0	▼	-100.0%	-1	
	Emergency Custody Order	EC	0	▼	-100.0%	-3	
		Total		788	▲	5.8%	+43
		GRAND TOTAL		1,602	▲	2.8%	+43

Filings by Major Case Category**

Category	Summary	Change	% Change	Absolute Change
Adult Criminal	369	▲	+1.7%	+6
Child Dependency	65	▲	-30.1%	-28
Child in Need of Services/Supervision	38	▲	+72.7%	+16
Custody and Visitation	531	▼	+13.2%	+62
Delinquency	51	▼	-27.1%	-19

* Compared to same time period as previous year
 9/12/2024 1:11:26PM

** Case Type Categories are defined in the 2017 Virginia Judicial Workload Assessment
 Source: SCV-SQL-Information

CPSS - JCMS CASELOAD STATISTICS OF THE JUVENILE & DOMESTIC RELATIONS DISTRICT COURTS
 January 2024 thru August 2024 Filings (Compared to January 2023 thru August 2023)

Juvenile Miscellaneous	4	▲	-55.6%	-5
New to Workload Study	1	▲	-	+1
Other	168	▲	+7.7%	+12
Protective Orders	109	▼	-16.2%	-21
Support	212	▲	+8.2%	+16
Traffic	54	▲	+5.9%	+3
GRAND TOTAL	1,602	▲	2.8%	+43

2024 Overall GRAND TOTAL		Distribution of Caseload		Change*		Percentage (%) of Caseload			
2,961	-464 -13.5%	Adult	1,268	43%	-17.6% ▼	-271	Adult	44.9%	42.8%
2024		Juvenile	1,693	57%	-10.2% ▼	-193	Juvenile	55.1%	57.2%
2023		GRAND TOTAL	2,961	100%	-13.5% ▼	-464	GRAND TOTAL	100%	100%

Filings by Division & Code

Division	Case Type Description	Code	Summary	Change	% Change	Absolute Change	
Adult	Civil Support	VS	336	▼	-7.2%	-26	
	Show Cause	SC	239	▲	+18.3%	+37	
	Misdemeanor	CM	234	▼	-28.7%	-94	
	Other	OT	137	▼	-27.5%	-52	
	Family Abuse - Protective Order	FP	115	▼	-19.0%	-27	
	Felony	CF	59	▼	-65.9%	-114	
	Capias	CA	46	▼	-25.8%	-16	
	Motion - Protective Order	MP	46	▲	+100.0%	+23	
	Remand Support	RS	37	↔		-	
	Violation of Protective Order	PV	13	▲	+30.0%	+3	
	Non-Family Abuse Protective Order	AP	4	▼	-50.0%	-4	
	Restricted License for Non-Support	SL	1	▼	-66.7%	-2	
	Violation Family Abuse Protective Order	PS	1	▲	-	+1	
	Total		1,268	▼	-17.6%	-271	
Juvenile	Custody Visitation	CV	973	▼	-10.1%	-109	
	Truancy	TR	87	▲	+47.5%	+28	
	Remand Custody	RC	67	▼	-11.8%	-9	
	Remand Visitation	RV	64	▼	-12.3%	-9	
	Misdemeanor	DM	62	▼	-30.3%	-27	
	Foster Care Review	FC	57	▲	+1.8%	+1	
	Status	ST	57	▲	+11.8%	+6	
	Abuse and Neglect	AN	48	▼	-62.5%	-80	
	Permanency Planning	PH	46	▲	+35.3%	+12	
	Motion - Protective Order	MP	38	▲	+11.8%	+4	
	Traffic	T	37	▼	-9.8%	-4	
	Paternity	PT	19	▼	-20.8%	-5	
	Felony	DF	18	▼	-37.9%	-11	
	Non-Family Abuse Protective Order	AP	16	▲	+300.0%	+12	
	Voluntary Continuing Services and Support Agreem	VA	16	▼	-5.9%	-1	
	Terminate Parental Rights	TP	15	↔		-	
	Entrustment	ET	14	▲	+55.6%	+5	
	Child In Need of Services	CS	13	▼	-31.6%	-6	
	Initial Foster Care	IF	12	▼	-45.5%	-10	
	Relief of Custody	CR	11	▲	+266.7%	+8	
	Temporary Detention Order	TD	10	▲	+66.7%	+4	
	Emergency Custody Order	EC	4	▲	+100.0%	+2	
	Show Cause	SC	4	▲	+33.3%	+1	
	Emancipation	EP	2	▲	-	+2	
	Other	OT	2	▼	-33.3%	-1	
	Juvenile Support	JS	1	↔		-	
	Capias	CA	0	▼	-100.0%	-1	
	Civil Violation	CI	0	▼	-100.0%	-2	
	Family Abuse - Protective Order	FP	0	▼	-100.0%	-1	
	Qualified Residential Treatment	QR	0	▼	-100.0%	-1	
	Special Immigrant Juvenile Status	SI	0	▼	-100.0%	-1	
		Total		1,693	▼	-10.2%	-193
		GRAND TOTAL		2,961	▼	-13.5%	-464

* Compared to same time period as previous year
 9/12/2024 1:11:26PM


** Case Type Categories are defined in the 2017 Virginia Judicial Workload Assessment
 Source: SCV-SQL-Information

Filings by Major Case Category**

Category	Summary	Change	% Change	Absolute Change
Adult Criminal	509	▲	-29.5%	-213
Child Dependency	219	▲	-23.2%	-66
Child in Need of Services/Supervision	100	▼	+23.5%	+19
Custody and Visitation	992	▼	-10.3%	-114
Delinquency	84	▲	-29.4%	-35
Juvenile Miscellaneous	59	▲	+15.7%	+8
New to Workload Study	0	▼	-100.0%	-3
Other	321	▲	-16.8%	-65
Protective Orders	219	▲	+3.3%	+7
Support	421	▼	+0.5%	+2
Traffic	37	▼	-9.8%	-4
GRAND TOTAL	2,961	▼	-13.5%	-464

* Compared to same time period as previous year
 9/12/2024 1:11:26PM

** Case Type Categories are defined in the 2017 Virginia Judicial Workload Assessment
 Source: SCV-SQL-Information

2024 Overall GRAND TOTAL		Distribution of Caseload			Change*		Percentage (%) of Caseload		
2,174 -5 -0.2% 	Adult Juvenile GRAND TOTAL	1,001	46%	-12.5% ▼	-143	52.5%	46.0%		
		1,173	54%	13.3% ▲	+138	47.5%	54.0%		
		2,174	100%	-0.2% ▼	-5	100%	100%		

Filings by Division & Code

Division	Case Type Description	Code	Summary	Change	% Change	Absolute Change
Adult	Civil Support	VS	283	▼	-5.0%	-15
	Show Cause	SC	184	▲	+17.2%	+27
	Other	OT	169	▼	-13.3%	-26
	Misdemeanor	CM	163	▼	-33.7%	-83
	Family Abuse - Protective Order	FP	90	▼	-22.4%	-26
	Felony	CF	51	▼	-25.0%	-17
	Capias	CA	46	▲	+9.5%	+4
	Motion - Protective Order	MP	12	▲	+9.1%	+1
	Non-Family Abuse Protective Order	AP	3	▼	-66.7%	-6
	Restricted License for Non-Support	SL	0	▼	-100.0%	-2
Total			1,001	▼	-12.5%	-143
Juvenile	Custody Visitation	CV	755	▲	+15.3%	+100
	Misdemeanor	DM	98	▲	+12.6%	+11
	Traffic	T	48	▲	+33.3%	+12
	Abuse and Neglect	AN	40	▼	-2.4%	-1
	Status	ST	36	▼	-35.7%	-20
	Foster Care Review	FC	28	▲	+64.7%	+11
	Truancy	TR	26	▲	+18.2%	+4
	Permanency Planning	PH	24	▲	+71.4%	+10
	Motion - Protective Order	MP	20	▲	+100.0%	+10
	Initial Foster Care	IF	18	▲	+50.0%	+6
	Felony	DF	15	▲	+15.4%	+2
	Terminate Parental Rights	TP	15	▲	+25.0%	+3
	Child In Need of Services	CS	12	▼	-25.0%	-4
	Paternity	PT	10	▼	-54.5%	-12
	Non-Family Abuse Protective Order	AP	9	▲	+50.0%	+3
	Temporary Detention Order	TD	9	▼	-18.2%	-2
	Other	OT	3	▲	-	+3
	Relief of Custody	CR	2	▲	-	+2
	Voluntary Continuing Services and Support Agreem	VA	2	▲	-	+2
	Civil Violation	CI	1	▼	-50.0%	-1
	Emergency Custody Order	EC	1	▼	-50.0%	-1
	Special Immigrant Juvenile Status	SI	1	▲	-	+1
	Qualified Residential Treatment	QR	0	▼	-100.0%	-1
	Total			1,173	▲	13.3%
GRAND TOTAL			2,174	▼	-0.2%	-5

Filings by Major Case Category**

Category	Summary	Change	% Change	Absolute Change
Adult Criminal	379	▼	-16.0%	-72
Child Dependency	129	▲	+33.0%	+32
Child in Need of Services/Supervision	38	▼	-	0
Custody and Visitation	765	▼	+13.0%	+88
Delinquency	113	▲	+13.0%	+13
Juvenile Miscellaneous	36	▼	-35.7%	-20
New to Workload Study	2	▲	-	0
Other	182	▲	-12.5%	-26
Protective Orders	134	▲	-11.8%	-18

* Compared to same time period as previous year
 9/12/2024 1:11:26PM

** Case Type Categories are defined in the 2017 Virginia Judicial Workload Assessment
 Source: SCV-SQL-Information

CPSS - JCMS CASELOAD STATISTICS OF THE JUVENILE & DOMESTIC RELATIONS DISTRICT COURTS
January 2024 thru August 2024 Filings (Compared to January 2023 thru August 2023)

Support	348	▼	-3.9%	-14
Traffic	48	▲	+33.3%	+12
GRAND TOTAL	2,174	▼	-0.2%	-5

2024 Overall GRAND TOTAL		Distribution of Caseload		Change*		Percentage (%) of Caseload			
4,519 	+203 4.7%	Adult	2,389	53%	13.5% ▲	+285	Adult	48.7%	52.9%
		Juvenile	2,130	47%	-3.7% ▼	-82	Juvenile	51.3%	47.1%
		GRAND TOTAL	4,519	100%	4.7% ▲	+203	GRAND TOTAL	100%	100%

Filings by Division & Code

Division	Case Type Description	Code	Summary	Change	% Change	Absolute Change	
Adult	Misdemeanor	CM	634	▲	+25.8%	+130	
	Other	OT	448	▲	+12.0%	+48	
	Show Cause	SC	401	▲	+28.9%	+90	
	Civil Support	VS	380	▲	+13.1%	+44	
	Felony	CF	205	▲	+8.5%	+16	
	Family Abuse - Protective Order	FP	154	▼	-17.2%	-32	
	Capias	CA	106	▲	-19.7%	-26	
	Motion - Protective Order	MP	43	▲	+38.7%	+12	
	Remand Support	RS	8	▲	+300.0%	+6	
	Non-Family Abuse Protective Order	AP	7	▼	-22.2%	-2	
	Restricted License for Non-Support	SL	3	▲	-	+3	
	Protective Order	PC	0	▼	-100.0%	-3	
	Violation of Protective Order	PV	0	▼	-100.0%	-1	
	Total		2,389	▲	13.5%	+285	
Juvenile	Custody Visitation	CV	866	▼	-11.0%	-107	
	Misdemeanor	DM	267	▲	+41.3%	+78	
	Terminate Parental Rights	TP	118	▼	-3.3%	-4	
	Foster Care Review	FC	116	▼	-0.9%	-1	
	Permanency Planning	PH	115	▼	-13.5%	-18	
	Abuse and Neglect	AN	89	▼	-5.3%	-5	
	Traffic	T	60	▲	+36.4%	+16	
	Entrustment	ET	56	▲	+133.3%	+32	
	Initial Foster Care	IF	55	▲	+103.7%	+28	
	Truancy	TR	50	▼	-15.3%	-9	
	Felony	DF	49	▼	-51.0%	-51	
	Paternity	PT	41	▲	+5.1%	+2	
	Mental Commitment	MC	40	▼	-23.1%	-12	
	Emergency Custody Order	EC	35	▼	-25.5%	-12	
	Child at Risk	RI	29	▲	+163.6%	+18	
	Temporary Detention Order	TD	28	▼	-30.0%	-12	
	Child In Need of Services	CS	26	↔	-	-	
	Remand Custody	RC	17	▲	+54.5%	+6	
	Voluntary Continuing Services and Support Agreem	VA	15	▲	+50.0%	+5	
	Motion - Protective Order	MP	12	▲	+71.4%	+5	
	Non-Family Abuse Protective Order	AP	10	▼	-16.7%	-2	
	Other	OT	10	▼	-52.4%	-11	
	Remand Visitation	RV	9	▲	+80.0%	+4	
	Special Immigrant Juvenile Status	SI	8	▼	-20.0%	-2	
	Status	ST	8	▼	-74.2%	-23	
	Protective Order	PC	1	▲	-	+1	
	Capias	CA	0	▼	-100.0%	-1	
	Civil Violation	CI	0	▼	-100.0%	-3	
	Qualified Residential Treatment	QR	0	▼	-100.0%	-4	
		Total		2,130	▼	-3.7%	-82
	GRAND TOTAL			4,519	▲	4.7%	+203

* Compared to same time period as previous year
 9/12/2024 1:11:26PM

** Case Type Categories are defined in the 2017 Virginia Judicial Workload Assessment
 Source: SCV-SQL-Information

Filings by Major Case Category**

Category	Summary	Change	% Change	Absolute Change
Adult Criminal	1,220	▼	+16.1%	+169
Child Dependency	593	▲	+9.4%	+51
Child in Need of Services/Supervision	76	▼	-10.6%	-9
Custody and Visitation	907	▼	-10.4%	-105
Delinquency	317	▲	+9.3%	+27
Juvenile Miscellaneous	8	▼	-74.2%	-23
New to Workload Study	8	▼	-38.5%	-5
Other	595	▲	+2.9%	+17
Protective Orders	226	▲	-7.8%	-19
Support	509	▲	+19.8%	+84
Traffic	60	▲	+36.4%	+16
GRAND TOTAL	4,519	▲	4.7%	+203

* Compared to same time period as previous year
 9/12/2024 1:11:26PM

** Case Type Categories are defined in the 2017 Virginia Judicial Workload Assessment
 Source: SCV-SQL-Information

2024 Overall GRAND TOTAL		Distribution of Caseload		Change*		Percentage (%) of Caseload		
770	-82 -9.6%	Adult	446 58%	-18.3% ▼	-100	Adult	64.1%	57.9%
2024		Juvenile	324 42%	5.9% ▲	+18	Juvenile	35.9%	42.1%
2023		GRAND TOTAL	770 100%	-9.6% ▼	-82	GRAND TOTAL	100%	100%

Filings by Division & Code

Division	Case Type Description	Code	Summary	Change	% Change	Absolute Change
Adult	Misdemeanor	CM	204	▲	+14.6%	+26
	Show Cause	SC	71	▲	+9.2%	+6
	Civil Support	VS	52	▲	+4.0%	+2
	Other	OT	45	▼	-44.4%	-36
	Capias	CA	22	▲	+46.7%	+7
	Family Abuse - Protective Order	FP	16	▼	-40.7%	-11
	Felony	CF	15	▼	-87.4%	-104
	Violation of Protective Order	PV	12	▲	+200.0%	+8
	Motion - Protective Order	MP	7	▲	+75.0%	+3
	Non-Family Abuse Protective Order	AP	2	▲	+100.0%	+1
	Remand Support	RS	0	▼	-100.0%	-2
	Total		446	▼	-18.3%	-100
Juvenile	Custody Visitation	CV	152	▲	+22.6%	+28
	Misdemeanor	DM	34	▼	-5.6%	-2
	Terminate Parental Rights	TP	24	▲	+50.0%	+8
	Felony	DF	17	▲	+466.7%	+14
	Traffic	T	14	▼	-22.2%	-4
	Truancy	TR	14	▼	-26.3%	-5
	Permanency Planning	PH	12	▼	-53.8%	-14
	Motion - Protective Order	MP	10	▲	+233.3%	+7
	Status	ST	9	▲	+28.6%	+2
	Abuse and Neglect	AN	8	▼	-27.3%	-3
	Entrustment	ET	6	▼	-25.0%	-2
	Foster Care Review	FC	5	▼	-16.7%	-1
	Paternity	PT	4	▲	+300.0%	+3
	Child at Risk	RI	3	▲	+200.0%	+2
	Civil Violation	CI	3	▲	+200.0%	+2
	Child In Need of Services	CS	2	▼	-66.7%	-4
	Initial Foster Care	IF	2	▼	-50.0%	-2
	Mental Commitment	MC	1	▲	-	+1
	Other	OT	1	▲	-	+1
	Relief of Custody	CR	1	▼	-50.0%	-1
	Restricted Operators License	RL	1	▼	-66.7%	-2
	Temporary Detention Order	TD	1	▼	-66.7%	-2
	Non-Family Abuse Protective Order	AP	0	▼	-100.0%	-1
	Qualified Residential Treatment	QR	0	▼	-100.0%	-1
	Remand Custody	RC	0	▼	-100.0%	-3
	Remand Visitation	RV	0	▼	-100.0%	-3
		Total		324	▲	5.9%
GRAND TOTAL			770	▼	-9.6%	-82

Filings by Major Case Category**

Category	Summary	Change	% Change	Absolute Change
Adult Criminal	292	▲	-20.9%	-77
Child Dependency	61	▼	-18.7%	-14
Child in Need of Services/Supervision	16	▼	-36.0%	-9
Custody and Visitation	156	▲	+24.8%	+31
Delinquency	51	▲	+30.8%	+12

* Compared to same time period as previous year
 9/12/2024 1:11:26PM

** Case Type Categories are defined in the 2017 Virginia Judicial Workload Assessment
 Source: SCV-SQL-Information

CPSS - JCMS CASELOAD STATISTICS OF THE JUVENILE & DOMESTIC RELATIONS DISTRICT COURTS
 January 2024 thru August 2024 Filings (Compared to January 2023 thru August 2023)

Juvenile Miscellaneous	9	▲	+28.6%	+2
New to Workload Study	3	▲	+200.0%	+2
Other	48	▲	-47.8%	-44
Protective Orders	35	▲	-2.8%	-1
Support	84	▲	+35.5%	+22
Traffic	15	▼	-28.6%	-6
GRAND TOTAL	770	▼	-9.6%	-82

2024 Overall GRAND TOTAL		Distribution of Caseload			Change*		Percentage (%) of Caseload		
1,073	-16 -1.5%	Adult	577	54%	-5.6% ▼	-34	Adult	56.1%	53.8%
2024		Juvenile	496	46%	3.8% ▲	+18	Juvenile	43.9%	46.2%
2023		GRAND TOTAL	1,073	100%	-1.5% ▼	-16	GRAND TOTAL	100%	100%

Filings by Division & Code

Division	Case Type Description	Code	Summary	Change	% Change	Absolute Change
Adult	Misdemeanor	CM	129	▼	-11.0%	-16
	Show Cause	SC	106	▲	+51.4%	+36
	Other	OT	105	▼	-8.7%	-10
	Civil Support	VS	87	▼	-21.6%	-24
	Felony	CF	56	▼	-28.2%	-22
	Family Abuse - Protective Order	FP	42	▲	+2.4%	+1
	Capias	CA	22	▼	-12.0%	-3
	Violation of Protective Order	PV	10	▲	+42.9%	+3
	Motion - Protective Order	MP	8	▲	+33.3%	+2
	Remand Support	RS	7	▼	-12.5%	-1
	Non-Family Abuse Protective Order	AP	2	▼	-50.0%	-2
	Restricted License for Non-Support Protective Order	SL	2	▲	+100.0%	+1
	Protective Order	PC	1	▲	-	+1
	Total		577	▼	-5.6%	-34
Juvenile	Custody Visitation	CV	254	▲	+0.4%	+1
	Abuse and Neglect	AN	45	▲	+246.2%	+32
	Status	ST	43	▲	+53.6%	+15
	Traffic	T	31	▲	+19.2%	+5
	Misdemeanor	DM	27	▲	+50.0%	+9
	Truancy	TR	16	▼	-33.3%	-8
	Motion - Protective Order	MP	11	▲	+450.0%	+9
	Remand Custody	RC	10	▼	-28.6%	-4
	Initial Foster Care	IF	9	▲	+800.0%	+8
	Non-Family Abuse Protective Order	AP	9	▲	+50.0%	+3
	Felony	DF	7	▼	-65.0%	-13
	Foster Care Review	FC	5	▲	+150.0%	+3
	Other	OT	4	▼	-55.6%	-5
	Paternity	PT	4	▲	+33.3%	+1
	Permanency Planning	PH	4	▼	-78.9%	-15
	Temporary Detention Order	TD	4	▼	-20.0%	-1
	Child In Need of Services	CS	3	▼	-72.7%	-8
	Emergency Custody Order	EC	3	▼	-25.0%	-1
	Emancipation	EP	2	▲	-	+2
	Relief of Custody	CR	2	▲	+100.0%	+1
	Capias	CA	1	▲	-	+1
	Civil Violation	CI	1	↔	-	-
	Show Cause	SC	1	▼	-85.7%	-6
	Family Abuse - Protective Order	FP	0	▼	-100.0%	-3
	Juvenile Support	JS	0	▼	-100.0%	-1
	Qualified Residential Treatment	QR	0	▼	-100.0%	-1
	Terminate Parental Rights	TP	0	▼	-100.0%	-6
		Total		496	▲	3.8%
GRAND TOTAL			1,073	▼	-1.5%	-16

Filings by Major Case Category**

Category	Summary	Change	% Change	Absolute Change
Adult Criminal	280	▲	-8.2%	-25
Child Dependency	65	▲	+51.2%	+22
Child in Need of Services/Supervision	19	▼	-48.6%	-18

* Compared to same time period as previous year
 9/12/2024 1:11:26PM

** Case Type Categories are defined in the 2017 Virginia Judicial Workload Assessment
 Source: SCV-SQL-Information

CPSS - JCMS CASELOAD STATISTICS OF THE JUVENILE & DOMESTIC RELATIONS DISTRICT COURTS
 January 2024 thru August 2024 Filings (Compared to January 2023 thru August 2023)

Allegheny

District: 25 FIPS: 005

Custody and Visitation	259	▲	+1.2%	+3
Delinquency	35	▼	-18.6%	-8
Juvenile Miscellaneous	45	▲	+60.7%	+17
New to Workload Study	1	↔		0
Other	133	▼	-14.2%	-22
Protective Orders	72	▲	+16.1%	+10
Support	133	▲		0
Traffic	31	▲	+19.2%	+5
GRAND TOTAL	1,073	▼	-1.5%	-16

2024 Overall GRAND TOTAL		Distribution of Caseload		Change*		Percentage (%) of Caseload			
2,880	-486 -14.4%	Adult	1,382 48%	-5.6%	▼	-82	Adult	43.5%	48.0%
2024		Juvenile	1,498 52%	-21.2%	▼	-404	Juvenile	56.5%	52.0%
2023		GRAND TOTAL	2,880 100%	-14.4%	▼	-486	GRAND TOTAL	100%	100%

Filings by Division & Code

Division	Case Type Description	Code	Summary	Change	% Change	Absolute Change
Adult	Show Cause	SC	303	▲	+28.4%	+67
	Misdemeanor	CM	266	▲	+3.9%	+10
	Civil Support	VS	239	▼	-15.8%	-45
	Other	OT	185	▲	-6.6%	-13
	Family Abuse - Protective Order	FP	111	▼	-14.0%	-18
	Felony	CF	110	▲	+25.0%	+22
	Capias	CA	85	▼	-5.6%	-5
	Remand Support	RS	37	▼	-73.8%	-104
	Motion - Protective Order	MP	21	▼	-8.7%	-2
	Non-Family Abuse Protective Order	AP	21	▲	+200.0%	+14
	Restricted License for Non-Support	SL	2	▼	-50.0%	-2
	Violation of Protective Order	PV	2	▼	-75.0%	-6
		Total		1,382	▼	-5.6%
Juvenile	Custody Visitation	CV	772	▼	-8.6%	-73
	Misdemeanor	DM	160	▲	+11.9%	+17
	Traffic	T	102	▲	+21.4%	+18
	Abuse and Neglect	AN	69	▲	+76.9%	+30
	Foster Care Review	FC	55	▼	-35.3%	-30
	Remand Visitation	RV	55	▼	-75.2%	-167
	Remand Custody	RC	53	▼	-76.1%	-169
	Felony	DF	33	▼	-10.8%	-4
	Truancy	TR	33	▲	+17.9%	+5
	Temporary Detention Order	TD	22	▲	+69.2%	+9
	Permanency Planning	PH	21	▼	-19.2%	-5
	Emergency Custody Order	EC	19	▲	+5.6%	+1
	Terminate Parental Rights	TP	15	▼	-25.0%	-5
	Child In Need of Services	CS	13	▼	-13.3%	-2
	Initial Foster Care	IF	13	▼	-38.1%	-8
	Motion - Protective Order	MP	13	▼	-53.6%	-15
	Paternity	PT	11	▲	+10.0%	+1
	Voluntary Continuing Services and Support Agree	VA	10	▲	+25.0%	+2
	Status	ST	9	▼	-18.2%	-2
	Civil Violation	CI	5	▲	-	+5
	Family Abuse - Protective Order	FP	3	▲	-	+3
	Non-Family Abuse Protective Order	AP	3	▼	-70.0%	-7
	Other	OT	2	▲	-33.3%	-1
	Show Cause	SC	2	▼	-33.3%	-1
	Special Immigrant Juvenile Status	SI	2	▼	-50.0%	-2
	Emancipation	EP	1	↔	-	-
	Relief of Custody	CR	1	↔	-	-
	Restoration of Parental Rights	RR	1	▲	-	+1
	Capias	CA	0	▼	-100.0%	-1
	Qualified Residential Treatment	QR	0	▼	-100.0%	-4
		Total		1,498	▼	-21.2%
GRAND TOTAL			2,880	▼	-14.4%	-486

* Compared to same time period as previous year
 9/12/2024 1:11:26PM

** Case Type Categories are defined in the 2017 Virginia Judicial Workload Assessment
 Source: SCV-SQL-Information

Filings by Major Case Category**

Category	Summary	Change	% Change	Absolute Change
Adult Criminal	584	▼	-1.5%	-9
Child Dependency	184	▼	-9.8%	-20
Child in Need of Services/Supervision	46	▲	+7.0%	+3
Custody and Visitation	783	▲	-8.4%	-72
Delinquency	195	▼	+6.0%	+11
Juvenile Miscellaneous	11	▲	-8.3%	-1
New to Workload Study	7	▲	+75.0%	+3
Other	373	▲	-54.3%	-444
Protective Orders	172	▲	-12.7%	-25
Support	423	▲	+13.4%	+50
Traffic	102	▲	+21.4%	+18
GRAND TOTAL	2,880	▼	-14.4%	-486

* Compared to same time period as previous year
 9/12/2024 1:11:26PM

** Case Type Categories are defined in the 2017 Virginia Judicial Workload Assessment
 Source: SCV-SQL-Information

2024 Overall GRAND TOTAL		Distribution of Caseload		Change*		Percentage (%) of Caseload		
178 +30 20.3% 	Adult	95	53%	86.3%	▲	+44	2023	2024
	Juvenile	83	47%	-14.4%	▼	-14	34.5%	53.4%
GRAND TOTAL		178	100%	20.3%	▲	+30	100%	100%

Filings by Division & Code

Division	Case Type Description	Code	Summary	Change	% Change	Absolute Change
Adult	Misdemeanor	CM	25	▲	+56.3%	+9
	Felony	CF	21	▲	+425.0%	+17
	Other	OT	18	▲	+100.0%	+9
	Civil Support	VS	13	▲	+44.4%	+4
	Family Abuse - Protective Order	FP	8	▲	+166.7%	+5
	Show Cause	SC	6	▲	+100.0%	+3
	Capias	CA	2	▲	-	-
	Motion - Protective Order	MP	2	▲	+100.0%	+1
	Remand Support	RS	0	▼	-100.0%	-4
	Total			95	▲	86.3%
Juvenile	Custody Visitation	CV	55	▲	+61.8%	+21
	Traffic	T	15	▼	-37.5%	-9
	Abuse and Neglect	AN	5	▲	+66.7%	+2
	Civil Violation	CI	3	▲	+200.0%	+2
	Misdemeanor	DM	2	▼	-66.7%	-4
	Emergency Custody Order	EC	1	▲	-	+1
	Motion - Protective Order	MP	1	▲	-	+1
	Other	OT	1	▲	-	+1
	Child In Need of Services	CS	0	▼	-100.0%	-2
	Felony	DF	0	▼	-100.0%	-2
	Non-Family Abuse Protective Order	AP	0	▼	-100.0%	-5
	Paternity	PT	0	▼	-100.0%	-1
	Remand Custody	RC	0	▼	-100.0%	-10
	Remand Visitation	RV	0	▼	-100.0%	-4
	Status	ST	0	▼	-100.0%	-4
	Truancy	TR	0	▼	-100.0%	-1
	Total			83	▼	-14.4%
GRAND TOTAL			178	▲	20.3%	+30

Filings by Major Case Category**

Category	Summary	Change	% Change	Absolute Change
Adult Criminal	48	▲	+118.2%	+26
Child Dependency	5	▲	+66.7%	+2
Child in Need of Services/Supervision	0	▼	-100.0%	-3
Custody and Visitation	55	▼	+57.1%	+20
Delinquency	2	▼	-75.0%	-6
Juvenile Miscellaneous	0	▼	-100.0%	-4
New to Workload Study	3	▲	+200.0%	+2
Other	20	▲	-25.9%	-7
Protective Orders	11	▲	+22.2%	+2
Support	19	▲	+58.3%	+7
Traffic	15	▼	-37.5%	-9
GRAND TOTAL	178	▲	20.3%	+30

* Compared to same time period as previous year
 9/12/2024 1:11:26PM

** Case Type Categories are defined in the 2017 Virginia Judicial Workload Assessment
 Source: SCV-SQL-Information

2024 Overall GRAND TOTAL		Distribution of Caseload		Change*		Percentage (%) of Caseload		
886	-11 -1.2%	Adult	435 49%	-5.4% ▼	-25	Adult	2023 51.3%	2024 49.1%
2024		Juvenile	451 51%	3.2% ▲	+14	Juvenile	48.7%	50.9%
2023		GRAND TOTAL	886 100%	-1.2% ▼	-11	GRAND TOTAL	100%	100%

Filings by Division & Code

Division	Case Type Description	Code	Summary	Change	% Change	Absolute Change	
Adult	Misdemeanor	CM	101	▼	-6.5%	-7	
	Other	OT	91	▼	+9.6%	+8	
	Civil Support	VS	89	▼	-15.2%	-16	
	Show Cause	SC	41	▼	-31.7%	-19	
	Family Abuse - Protective Order	FP	34	▲	+21.4%	+6	
	Felony	CF	28	▼	-17.6%	-6	
	Remand Support	RS	25	▲	+127.3%	+14	
	Motion - Protective Order	MP	10	▼	-33.3%	-5	
	Non-Family Abuse Protective Order	AP	10	▲	+233.3%	+7	
	Capias	CA	5	▼	-54.5%	-6	
	Protective Order	PC	1	▲	-	+1	
	Criminal Support	CS	0	▼	-100.0%	-2	
		Total		435	▼	-5.4%	-25
Juvenile	Custody Visitation	CV	195	▼	-7.1%	-15	
	Traffic	T	52	▼	-17.5%	-11	
	Remand Custody	RC	50	▲	+177.8%	+32	
	Remand Visitation	RV	47	▲	+213.3%	+32	
	Misdemeanor	DM	40	▼	-28.6%	-16	
	Abuse and Neglect	AN	16	▲	+23.1%	+3	
	Child In Need of Services	CS	10	▲	+150.0%	+6	
	Emergency Custody Order	EC	6	▲	+200.0%	+4	
	Motion - Protective Order	MP	5	▲	+150.0%	+3	
	Truancy	TR	4	▼	-20.0%	-1	
	Civil Violation	CI	3	▼	-25.0%	-1	
	Family Abuse - Protective Order	FP	3	▲	-	+3	
	Felony	DF	3	▼	-84.2%	-16	
	Foster Care Review	FC	3	▼	-40.0%	-2	
	Status	ST	3	▲	-25.0%	-1	
	Initial Foster Care	IF	2	▲	-	+2	
	Mental Commitment	MC	2	▲	+100.0%	+1	
	Permanency Planning	PH	2	▼	-33.3%	-1	
	Restoration of Parental Rights	RR	2	▲	-	+2	
	Temporary Detention Order	TD	1	↔	-	-	
	Terminate Parental Rights	TP	1	↔	-	-	
	Voluntary Continuing Services and Support Agreem	VA	1	▲	-	+1	
	Non-Family Abuse Protective Order	AP	0	▼	-100.0%	-2	
	Paternity	PT	0	▼	-100.0%	-2	
	Relief of Custody	CR	0	▼	-100.0%	-1	
	Show Cause	SC	0	▼	-100.0%	-6	
		Total		451	▲	3.2%	+14
	GRAND TOTAL			886	▼	-1.2%	-11

Filings by Major Case Category**

Category	Summary	Change	% Change	Absolute Change
Adult Criminal	153	▲	-11.0%	-19
Child Dependency	25	▲	+8.7%	+2
Child in Need of Services/Supervision	14	▲	+55.6%	+5
Custody and Visitation	195	▼	-8.0%	-17
Delinquency	43	▼	-46.9%	-38

* Compared to same time period as previous year
 9/12/2024 1:11:26PM

** Case Type Categories are defined in the 2017 Virginia Judicial Workload Assessment
 Source: SCV-SQL-Information

CPSS - JCMS CASELOAD STATISTICS OF THE JUVENILE & DOMESTIC RELATIONS DISTRICT COURTS
 January 2024 thru August 2024 Filings (Compared to January 2023 thru August 2023)

Botetourt

District: 25 FIPS: 023

Juvenile Miscellaneous	3	▲	-25.0%	-1
New to Workload Study	3	▼	-25.0%	-1
Other	224	▲	+71.0%	+93
Protective Orders	62	▲	+24.0%	+12
Support	112	▼	-24.3%	-36
Traffic	52	▼	-17.5%	-11
GRAND TOTAL	886	▼	-1.2%	-11

2024 Overall GRAND TOTAL		Distribution of Caseload			Change*		Percentage (%) of Caseload		
386 +93 31.7% 		Adult	200	52%	37.9% ▲	+55	Adult	49.5%	51.8%
		Juvenile	186	48%	25.7% ▲	+38	Juvenile	50.5%	48.2%
		GRAND TOTAL	386	100%	31.7% ▲	+93	GRAND TOTAL	100%	100%

Filings by Division & Code

Division	Case Type Description	Code	Summary	Change	% Change	Absolute Change
Adult	Misdemeanor	CM	52	▲	+52.9%	+18
	Civil Support	VS	45	▲	+66.7%	+18
	Other	OT	38	▲	+26.7%	+8
	Show Cause	SC	32	▲	+166.7%	+20
	Family Abuse - Protective Order	FP	18	▲	+50.0%	+6
	Felony	CF	11	▼	-42.1%	-8
	Motion - Protective Order	MP	2	▼	-50.0%	-2
	Capias	CA	1	▼	-66.7%	-2
	Remand Support	RS	1	↔		-
	Non-Family Abuse Protective Order	AP	0	▼	-100.0%	-3
	Total		200	▲	37.9%	+55
Juvenile	Custody Visitation	CV	77	▼	-8.3%	-7
	Misdemeanor	DM	22	▲	+450.0%	+18
	Truancy	TR	15	▲	+15.4%	+2
	Abuse and Neglect	AN	12	▼	-20.0%	-3
	Permanency Planning	PH	12	▲	+300.0%	+9
	Motion - Protective Order	MP	6	▲	+200.0%	+4
	Child In Need of Services	CS	5	▲	+400.0%	+4
	Foster Care Review	FC	5	▲	+150.0%	+3
	Initial Foster Care	IF	5	▼	-44.4%	-4
	Remand Custody	RC	5	▲	+400.0%	+4
	Felony	DF	4	▲	-	+4
	Status	ST	4	▲	+300.0%	+3
	Civil Violation	CI	3	▼	-40.0%	-2
	Traffic	T	3	↔		-
	Non-Family Abuse Protective Order	AP	2	▲	-	+2
	Remand Visitation	RV	2	▲	+100.0%	+1
	Emergency Custody Order	EC	1	▲	-	+1
	Show Cause	SC	1	▲	-	+1
	Temporary Detention Order	TD	1	▲	-	+1
	Voluntary Continuing Services and Support Agree	VA	1	↔		-
Other	OT	0	▼	-100.0%	-1	
Paternity	PT	0	▼	-100.0%	-2	
	Total		186	▲	25.7%	+38
GRAND TOTAL			386	▲	31.7%	+93

Filings by Major Case Category**

Category	Summary	Change	% Change	Absolute Change
Adult Criminal	73	▲	+23.7%	+14
Child Dependency	35	▲	+16.7%	+5
Child in Need of Services/Supervision	21	▲	+50.0%	+7
Custody and Visitation	77	▼	-10.5%	-9
Delinquency	26	▲	+550.0%	+22
Juvenile Miscellaneous	4	▲	+300.0%	+3
New to Workload Study	3	▼	-40.0%	-2
Other	48	▲	+41.2%	+14
Protective Orders	28	▲	+33.3%	+7
Support	68	▲	+88.9%	+32

* Compared to same time period as previous year
 9/12/2024 1:11:26PM

** Case Type Categories are defined in the 2017 Virginia Judicial Workload Assessment
 Source: SCV-SQL-Information

Traffic		3	↔		0
	GRAND TOTAL	386	▲	31.7%	+93

2024 Overall GRAND TOTAL		Distribution of Caseload		Change*		Percentage (%) of Caseload		
165 +1 0.6% 	Adult	94	57%	23.7% ▲	+18	Adult	2023	2024
	Juvenile	71	43%	-19.3% ▼	-17	Juvenile	46.3%	57.0%
GRAND TOTAL		165	100%	0.6% ▲	+1	GRAND TOTAL	100%	100%

Filings by Division & Code




Division	Case Type Description	Code	Summary	Change	% Change	Absolute Change
Adult	Civil Support	VS	26	▲	+62.5%	+10
	Show Cause	SC	19	▲	+46.2%	+6
	Misdemeanor	CM	14	▼	-30.0%	-6
	Other	OT	14	▲	-6.7%	-1
	Felony	CF	12	▲	+500.0%	+10
	Family Abuse - Protective Order	FP	6	▲	+20.0%	+1
	Non-Family Abuse Protective Order	AP	2	▲	+100.0%	+1
	Motion - Protective Order	MP	1	▼	-66.7%	-2
	Remand Support	RS	0	▼	-100.0%	-1
Total			94	▲	23.7%	+18
Juvenile	Custody Visitation	CV	31	▼	-50.8%	-32
	Misdemeanor	DM	7	▲	-	+7
	Initial Foster Care	IF	6	▲	+500.0%	+5
	Traffic	T	6	▲	+100.0%	+3
	Abuse and Neglect	AN	4	▲	+100.0%	+2
	Foster Care Review	FC	3	↔	-	-
	Remand Custody	RC	3	▲	-	+3
	Remand Visitation	RV	3	▲	-	+3
	Permanency Planning	PH	2	↔	-	-
	Temporary Detention Order	TD	2	▲	-	+2
	Truancy	TR	2	▼	-50.0%	-2
	Felony	DF	1	↔	-	-
	Terminate Parental Rights	TP	1	▲	-	+1
	Child In Need of Services	CS	0	▼	-100.0%	-1
	Entrustment	ET	0	▼	-100.0%	-1
	Motion - Protective Order	MP	0	▼	-100.0%	-3
	Qualified Residential Treatment	QR	0	▼	-100.0%	-1
	Show Cause	SC	0	▼	-100.0%	-2
	Voluntary Continuing Services and Support Agreem	VA	0	▼	-100.0%	-1
	Total			71	▼	-19.3%
GRAND TOTAL			165	▲	0.6%	+1

Filings by Major Case Category**

Category	Summary	Change	% Change	Absolute Change	
Adult Criminal	34	▲		0	
Child Dependency	16	▲	+45.5%	+5	
Child in Need of Services/Supervision	2	▼	-60.0%	-3	
Custody and Visitation	31	▼	-50.8%	-32	
Delinquency	8	▲	+166.7%	+5	
Other	22	▲	+37.5%	+6	
Protective Orders	9	▼	-25.0%	-3	
Support	37	▲	+117.6%	+20	
Traffic	6	▲	+100.0%	+3	
GRAND TOTAL		165	▲	0.6%	+1

* Compared to same time period as previous year
 9/12/2024 1:11:26PM

** Case Type Categories are defined in the 2017 Virginia Judicial Workload Assessment
 Source: SCV-SQL-Information

2024 Overall GRAND TOTAL		Distribution of Caseload		Change*		Percentage (%) of Caseload			
2024  45 2023  -45 -50.0% 		Adult	28	62%	-37.8% ▼	-17	Adult	50.0%	62.2%
		Juvenile	17	38%	-62.2% ▼	-28	Juvenile	50.0%	37.8%
		GRAND TOTAL	45	100%	-50.0% ▼	-45	GRAND TOTAL	100%	100%

Filings by Division & Code

Division	Case Type Description	Code	Summary	Change	% Change	Absolute Change
Adult	Felony	CF	8	▲	+300.0%	+6
	Misdemeanor	CM	7	▼	-72.0%	-18
	Other	OT	4	▲	-20.0%	-1
	Show Cause	SC	3	▲	+50.0%	+1
	Civil Support	VS	2	▲	+100.0%	+1
	Non-Family Abuse Protective Order	AP	2	▲	+100.0%	+1
	Capias	CA	1	▼	-75.0%	-3
	Remand Support	RS	1	▲	-	+1
	Family Abuse - Protective Order	FP	0	▼	-100.0%	-5
		Total		28	▼	-37.8%
Juvenile	Traffic	T	8	▲	+100.0%	+4
	Custody Visitation	CV	2	▼	-91.7%	-22
	Misdemeanor	DM	2	▼	-81.8%	-9
	Remand Custody	RC	2	▲	-	+2
	Remand Visitation	RV	2	▲	-	+2
	Felony	DF	1	▲	-	+1
	Abuse and Neglect	AN	0	▼	-100.0%	-5
	Initial Foster Care	IF	0	▼	-100.0%	-1
	Total		17	▼	-62.2%	-28
GRAND TOTAL			45	▼	-50.0%	-45

Filings by Major Case Category**

Category	Summary	Change	% Change	Absolute Change	
Adult Criminal	17	▲	-43.3%	-13	
Child Dependency	0	▼	-100.0%	-6	
Custody and Visitation	2	▼	-91.7%	-22	
Delinquency	3	▲	-72.7%	-8	
Other	9	▲	+80.0%	+4	
Protective Orders	2	↔	-66.7%	-4	
Support	4	↔	-	0	
Traffic	8	▲	+100.0%	+4	
GRAND TOTAL		45	▼	-50.0%	-45

2024 Overall GRAND TOTAL		Distribution of Caseload		Change*		Percentage (%) of Caseload			
962 +170 21.5% 		Adult	537	56%	38.0% ▲	+148	Adult	49.1%	55.8%
		Juvenile	425	44%	5.5% ▲	+22	Juvenile	50.9%	44.2%
		GRAND TOTAL	962	100%	21.5% ▲	+170	GRAND TOTAL	100%	100%

Filings by Division & Code

Division	Case Type Description	Code	Summary	Change	% Change	Absolute Change
Adult	Misdemeanor	CM	126	▲	+35.5%	+33
	Civil Support	VS	94	▲	+30.6%	+22
	Other	OT	83	▲	+9.2%	+7
	Show Cause	SC	83	▲	+107.5%	+43
	Felony	CF	73	▲	+78.0%	+32
	Family Abuse - Protective Order	FP	38	▲	+11.8%	+4
	Capias	CA	11	▼	-31.3%	-5
	Motion - Protective Order	MP	11	▲	+37.5%	+3
	Non-Family Abuse Protective Order	AP	10	▲	+900.0%	+9
	Violation of Protective Order	PV	4	▲	-	+4
	Remand Support	RS	2	▼	-71.4%	-5
	Violation Family Abuse Protective Order	PS	2	▲	+100.0%	+1
	Total		537	▲	38.0%	+148
Juvenile	Custody Visitation	CV	250	▲	+30.2%	+58
	Misdemeanor	DM	45	▲	+7.1%	+3
	Traffic	T	23	▲	+4.5%	+1
	Felony	DF	21	▲	+110.0%	+11
	Truancy	TR	16	▼	-40.7%	-11
	Motion - Protective Order	MP	12	▲	+140.0%	+7
	Abuse and Neglect	AN	11	▼	-54.2%	-13
	Status	ST	8	▲	+60.0%	+3
	Permanency Planning	PH	7	↔	-	-
	Show Cause	SC	6	▼	-25.0%	-2
	Initial Foster Care	IF	5	↔	-	-
	Child In Need of Services	CS	3	▼	-25.0%	-1
	Foster Care Review	FC	3	▼	-40.0%	-2
	Non-Family Abuse Protective Order	AP	3	▼	-40.0%	-2
	Temporary Detention Order	TD	3	▼	-25.0%	-1
	Emergency Custody Order	EC	2	▲	-	+2
	Paternity	PT	2	▼	-71.4%	-5
	Relief of Custody	CR	2	▼	-75.0%	-6
	Civil Violation	CI	1	▼	-75.0%	-3
	Family Abuse - Protective Order	FP	1	▲	-	+1
	Other	OT	1	▲	-	+1
	Child at Risk	RI	0	▼	-100.0%	-1
	Emancipation	EP	0	▼	-100.0%	-1
	Qualified Residential Treatment	QR	0	▼	-100.0%	-2
	Remand Custody	RC	0	▼	-100.0%	-7
	Remand Visitation	RV	0	▼	-100.0%	-7
	Special Immigrant Juvenile Status	SI	0	▼	-100.0%	-1
		Total		425	▲	5.5%
GRAND TOTAL			962	▲	21.5%	+170

Filings by Major Case Category**

Category	Summary	Change	% Change	Absolute Change
Adult Criminal	255	▲	+47.4%	+82
Child Dependency	28	▼	-46.2%	-24
Child in Need of Services/Supervision	19	▼	-40.6%	-13
Custody and Visitation	252	▼	+26.6%	+53

* Compared to same time period as previous year
 9/12/2024 1:11:26PM

** Case Type Categories are defined in the 2017 Virginia Judicial Workload Assessment
 Source: SCV-SQL-Information

CPSS - JCMS CASELOAD STATISTICS OF THE JUVENILE & DOMESTIC RELATIONS DISTRICT COURTS
 January 2024 thru August 2024 Filings (Compared to January 2023 thru August 2023)

Delinquency	72	▲	+22.0%	+13
Juvenile Miscellaneous	8	▼	+33.3%	+2
New to Workload Study	1	▼	-80.0%	-4
Other	91	▲	-9.9%	-10
Protective Orders	75	▲	+41.5%	+22
Support	138	▲	+53.3%	+48
Traffic	23	▲	+4.5%	+1
GRAND TOTAL	962	▲	21.5%	+170

2024 Overall GRAND TOTAL		Distribution of Caseload			Change*		Percentage (%) of Caseload		
1,387	-104 -7.0%	Adult	784	57%	-0.8% ▼	-6	Adult	2023 53.0%	2024 56.5%
2024		Juvenile	603	43%	-14.0% ▼	-98	Juvenile	47.0%	43.5%
2023		GRAND TOTAL	1,387	100%	-7.0% ▼	-104	GRAND TOTAL	100%	100%

Filings by Division & Code

Division	Case Type Description	Code	Summary	Change	% Change	Absolute Change
Adult	Show Cause	SC	185	▲	+120.2%	+101
	Felony	CF	155	▼	-7.2%	-12
	Misdemeanor	CM	128	▼	-29.7%	-54
	Civil Support	VS	104	▼	-3.7%	-4
	Other	OT	83	▼	-17.0%	-17
	Family Abuse - Protective Order	FP	55	▼	-12.7%	-8
	Capias	CA	52	▼	-3.7%	-2
	Remand Support	RS	8	▼	-38.5%	-5
	Motion - Protective Order	MP	5	▼	-64.3%	-9
	Violation of Protective Order	PV	4	▲	+100.0%	+2
	Restricted License for Non-Support	SL	3	▲	+200.0%	+2
	Non-Family Abuse Protective Order	AP	2	▲	+100.0%	+1
	Criminal Support	CS	0	▼	-100.0%	-1
	Total		784	▼	-0.8%	-6
Juvenile	Custody Visitation	CV	276	▼	-29.2%	-114
	Misdemeanor	DM	57	▲	+7.5%	+4
	Abuse and Neglect	AN	54	▲	+116.0%	+29
	Mental Commitment	MC	35	▼	-23.9%	-11
	Foster Care Review	FC	31	▲	+14.8%	+4
	Traffic	T	27	↔		-
	Initial Foster Care	IF	15	▲	+87.5%	+7
	Felony	DF	12	▼	-40.0%	-8
	Terminate Parental Rights	TP	12	▲	+20.0%	+2
	Paternity	PT	11	▲	+57.1%	+4
	Remand Custody	RC	11	▼	-35.3%	-6
	Remand Visitation	RV	11	▼	-35.3%	-6
	Child In Need of Services	CS	9	▲	+125.0%	+5
	Permanency Planning	PH	9	▼	-18.2%	-2
	Temporary Detention Order	TD	7	▼	-22.2%	-2
	Truancy	TR	6	▼	-53.8%	-7
	Motion - Protective Order	MP	5	▼	-16.7%	-1
	Emergency Custody Order	EC	4	▲	+33.3%	+1
	Non-Family Abuse Protective Order	AP	3	▼	-25.0%	-1
	Special Immigrant Juvenile Status	SI	3	▲	+50.0%	+1
	Status	ST	2	▲	-	+2
	Civil Violation	CI	1	▲	-	+1
	Show Cause	SC	1	▲	-	+1
	Voluntary Continuing Services and Support Agreem	VA	1	▼	-50.0%	-1
		Total		603	▼	-14.0%
	GRAND TOTAL		1,387	▼	-7.0%	-104

Filings by Major Case Category**

Category	Summary	Change	% Change	Absolute Change
Adult Criminal	421	▲	-8.7%	-40
Child Dependency	122	▲	+47.0%	+39
Child in Need of Services/Supervision	15	▲	-11.8%	-2
Custody and Visitation	287	▲	-27.7%	-110
Delinquency	70	▲	-4.1%	-3

* Compared to same time period as previous year
 9/12/2024 1:11:26PM

** Case Type Categories are defined in the 2017 Virginia Judicial Workload Assessment
 Source: SCV-SQL-Information

CPSS - JCMS CASELOAD STATISTICS OF THE JUVENILE & DOMESTIC RELATIONS DISTRICT COURTS
 January 2024 thru August 2024 Filings (Compared to January 2023 thru August 2023)

Staunton

District: 25 FIPS: 790

Juvenile Miscellaneous	2	▲	-	+2
New to Workload Study	4	▲	+100.0%	+2
Other	159	▼	-22.4%	-46
Protective Orders	70	▼	-20.5%	-18
Support	210	▲	+52.2%	+72
Traffic	27	↔		0
GRAND TOTAL	1,387	▼	-7.0%	-104

2024 Overall GRAND TOTAL		Distribution of Caseload			Change*		Percentage (%) of Caseload		
1,331	-70 -5.0%	Adult	737	55%	5.0% ▲	+35	Adult	50.1%	55.4%
2024		Juvenile	594	45%	-15.0% ▼	-105	Juvenile	49.9%	44.6%
2023		GRAND TOTAL	1,331	100%	-5.0% ▼	-70	GRAND TOTAL	100%	100%

Filings by Division & Code

Division	Case Type Description	Code	Summary	Change	% Change	Absolute Change
Adult	Show Cause	SC	198	▲	+58.4%	+73
	Civil Support	VS	147	▼	-8.1%	-13
	Misdemeanor	CM	106	▼	-16.5%	-21
	Other	OT	99	▼	-6.6%	-7
	Capias	CA	72	▲	+10.8%	+7
	Family Abuse - Protective Order	FP	54	▲	+31.7%	+13
	Felony	CF	30	▼	-30.2%	-13
	Remand Support	RS	13	▲	+30.0%	+3
	Motion - Protective Order	MP	9	▼	-55.0%	-11
	Non-Family Abuse Protective Order	AP	5	▲	+66.7%	+2
	Restricted License for Non-Support	SL	3	▲	+50.0%	+1
	Violation of Protective Order	PV	1	▲	-	+1
		Total		737	▲	5.0%
Juvenile	Custody Visitation	CV	322	▼	-13.2%	-49
	Foster Care Review	FC	45	▲	+4.7%	+2
	Misdemeanor	DM	39	▼	-23.5%	-12
	Permanency Planning	PH	25	▼	-7.4%	-2
	Remand Custody	RC	21	▲	+10.5%	+2
	Remand Visitation	RV	21	▲	+10.5%	+2
	Temporary Detention Order	TD	17	▲	+70.0%	+7
	Abuse and Neglect	AN	16	▼	-15.8%	-3
	Traffic	T	15	▲	+50.0%	+5
	Felony	DF	12	▼	-50.0%	-12
	Terminate Parental Rights	TP	12	▼	-29.4%	-5
	Truancy	TR	12	▼	-14.3%	-2
	Initial Foster Care	IF	9	▼	-18.2%	-2
	Paternity	PT	5	▼	-44.4%	-4
	Show Cause	SC	5	▼	-	-
	Voluntary Continuing Services and Support Agreem	VA	5	▲	+66.7%	+2
	Child In Need of Services	CS	4	▼	-60.0%	-6
	Motion - Protective Order	MP	4	▼	-73.3%	-11
	Non-Family Abuse Protective Order	AP	3	▼	-50.0%	-3
	Emergency Custody Order	EC	2	↔	-	-
	Child at Risk	RI	0	▼	-100.0%	-11
	Other	OT	0	▼	-100.0%	-2
	Status	ST	0	▼	-100.0%	-1
	Total		594	▼	-15.0%	-105
GRAND TOTAL			1,331	▼	-5.0%	-70

Filings by Major Case Category**

Category	Summary	Change	% Change	Absolute Change
Adult Criminal	283	▲	-8.1%	-25
Child Dependency	112	▼	-14.5%	-19
Child in Need of Services/Supervision	16	▼	-36.0%	-9
Custody and Visitation	327	▼	-13.9%	-53
Delinquency	56	▼	-29.1%	-23
Juvenile Miscellaneous	0	▼	-100.0%	-1
Other	173	▲	+3.0%	+5

* Compared to same time period as previous year
 9/12/2024 1:11:26PM

** Case Type Categories are defined in the 2017 Virginia Judicial Workload Assessment
 Source: SCV-SQL-Information

Protective Orders	75	▼	-11.8%	-10
Support	274	▲	+28.0%	+60
Traffic	15	▲	+50.0%	+5
GRAND TOTAL	1,331	▼	-5.0%	-70

2024 Overall GRAND TOTAL		Distribution of Caseload			Change*		Percentage (%) of Caseload		
338	-14 -4.0%	Adult	139	41%	-14.7% ▼	-24	Adult	46.3%	41.1%
2024		Juvenile	199	59%	5.3% ▲	+10	Juvenile	53.7%	58.9%
2023		GRAND TOTAL	338	100%	-4.0% ▼	-14	GRAND TOTAL	100%	100%

Filings by Division & Code

Division	Case Type Description	Code	Summary	Change	% Change	Absolute Change
Adult	Show Cause	SC	38	▲	+22.6%	+7
	Civil Support	VS	30	▼	-21.1%	-8
	Misdemeanor	CM	25	▼	-21.9%	-7
	Other	OT	19	▼	-44.1%	-15
	Capias	CA	5	↔		-
	Family Abuse - Protective Order	FP	5	▼	-61.5%	-8
	Felony	CF	5	↔		-
	Motion - Protective Order	MP	5	▲	+400.0%	+4
	Remand Support	RS	4	↔		-
	Violation of Protective Order	PV	2	▲	-	+2
	Non-Family Abuse Protective Order	AP	1	▲	-	+1
	Total		139	▼	-14.7%	-24
Juvenile	Custody Visitation	CV	97	▼	-8.5%	-9
	Misdemeanor	DM	17	▲	+21.4%	+3
	Traffic	T	12	▲	+33.3%	+3
	Civil Violation	CI	10	↔		-
	Abuse and Neglect	AN	9	↔		-
	Paternity	PT	6	▲	+100.0%	+3
	Remand Custody	RC	6	▼	-14.3%	-1
	Remand Visitation	RV	6	▼	-14.3%	-1
	Permanency Planning	PH	5	▲	+400.0%	+4
	Status	ST	5	▲	+25.0%	+1
	Emergency Custody Order	EC	4	▲	+100.0%	+2
	Foster Care Review	FC	4	▲	+33.3%	+1
	Motion - Protective Order	MP	4	▲	-	+4
	Temporary Detention Order	TD	3	▲	+50.0%	+1
	Initial Foster Care	IF	2	▲	+100.0%	+1
	Special Immigrant Juvenile Status	SI	2	↔		-
	Capias	CA	1	↔		-
	Entrustment	ET	1	▲	-	+1
	Felony	DF	1	↔		-
	Non-Family Abuse Protective Order	AP	1	▲	-	+1
	Other	OT	1	▲	-	+1
	Show Cause	SC	1	▼	-50.0%	-1
	Truancy	TR	1	↔		-
	Terminate Parental Rights	TP	0	▼	-100.0%	-4
		Total		199	▲	5.3%
GRAND TOTAL			338	▼	-4.0%	-14

Filings by Major Case Category**




Category	Summary	Change	% Change	Absolute Change
Adult Criminal	62	▲		0
Child Dependency	21	▲	+16.7%	+3
Child in Need of Services/Supervision	1	↔		0
Custody and Visitation	103	▲	-5.5%	-6
Delinquency	20	▼	+11.1%	+2
Juvenile Miscellaneous	5	▲	+25.0%	+1
New to Workload Study	12	↔		0

* Compared to same time period as previous year
 9/12/2024 1:11:26PM

** Case Type Categories are defined in the 2017 Virginia Judicial Workload Assessment
 Source: SCV-SQL-Information

CPSS - JCMS CASELOAD STATISTICS OF THE JUVENILE & DOMESTIC RELATIONS DISTRICT COURTS
 January 2024 thru August 2024 Filings (Compared to January 2023 thru August 2023)

Other	43	▲	-23.2%	-13
Protective Orders	16	▲	+14.3%	+2
Support	43	▲	-12.2%	-6
Traffic	12	▲	+33.3%	+3
GRAND TOTAL	338	▼	-4.0%	-14

2024 Overall GRAND TOTAL		Distribution of Caseload			Change*		Percentage (%) of Caseload		
2,491	-130 -5.0%	Adult	1,124	45%	-1.2% ▼	-14	Adult	43.4%	45.1%
2024 		Juvenile	1,367	55%	-7.8% ▼	-116	Juvenile	56.6%	54.9%
2023 		GRAND TOTAL	2,491	100%	-5.0% ▼	-130	GRAND TOTAL	100%	100%

Filings by Division & Code

Division	Case Type Description	Code	Summary	Change	% Change	Absolute Change	
Adult	Misdemeanor	CM	256	▲	+16.9%	+37	
	Civil Support	VS	234	▼	-13.3%	-36	
	Show Cause	SC	224	▼	-0.9%	-2	
	Other	OT	167	▲	+6.4%	+10	
	Family Abuse - Protective Order	FP	91	▼	-3.2%	-3	
	Capias	CA	48	▼	-17.2%	-10	
	Felony	CF	44	▼	-4.3%	-2	
	Remand Support	RS	27	▼	-27.0%	-10	
	Violation of Protective Order	PV	14	▲	+7.7%	+1	
	Motion - Protective Order	MP	9	▲	+28.6%	+2	
	Non-Family Abuse Protective Order	AP	6	▼	-14.3%	-1	
	Protective Order	PC	3	▼	-25.0%	-1	
	Violation Family Abuse Protective Order	PS	1	▲	-	+1	
		Total		1,124	▼	-1.2%	-14
Juvenile	Custody Visitation	CV	823	▼	-10.0%	-91	
	Misdemeanor	DM	139	▲	+21.9%	+25	
	Traffic	T	85	▲	+41.7%	+25	
	Remand Visitation	RV	49	▼	-25.8%	-17	
	Remand Custody	RC	47	▼	-21.7%	-13	
	Paternity	PT	28	▲	+12.0%	+3	
	Felony	DF	25	▲	+66.7%	+10	
	Foster Care Review	FC	20	▼	-33.3%	-10	
	Status	ST	19	▼	-13.6%	-3	
	Truancy	TR	18	▼	-40.0%	-12	
	Abuse and Neglect	AN	17	▼	-57.5%	-23	
	Motion - Protective Order	MP	14	▲	+133.3%	+8	
	Special Immigrant Juvenile Status	SI	14	↔	-	-	
	Civil Violation	CI	13	▲	+225.0%	+9	
	Permanency Planning	PH	12	▼	-36.8%	-7	
	Initial Foster Care	IF	8	▼	-20.0%	-2	
	Terminate Parental Rights	TP	8	▲	+300.0%	+6	
	Non-Family Abuse Protective Order	AP	6	▼	-50.0%	-6	
	Emergency Custody Order	EC	5	▼	-28.6%	-2	
	Temporary Detention Order	TD	5	▼	-68.8%	-11	
	Family Abuse - Protective Order	FP	4	▲	+300.0%	+3	
	Other	OT	4	▼	-42.9%	-3	
	Show Cause	SC	2	▲	-	+2	
	Child In Need of Services	CS	1	▼	-66.7%	-2	
	Voluntary Continuing Services and Support Agreem	VA	1	↔	-	-	
	Child at Risk	RI	0	▼	-100.0%	-1	
	Emancipation	EP	0	▼	-100.0%	-1	
	Qualified Residential Treatment	QR	0	▼	-100.0%	-3	
		Total		1,367	▼	-7.8%	-116
	GRAND TOTAL			2,491	▼	-5.0%	-130

Filings by Major Case Category**

Category	Summary	Change	% Change	Absolute Change
Adult Criminal	537	▲	+7.2%	+36
Child Dependency	66	▼	-37.7%	-40

CPSS - JCMS CASELOAD STATISTICS OF THE JUVENILE & DOMESTIC RELATIONS DISTRICT COURTS
 January 2024 thru August 2024 Filings (Compared to January 2023 thru August 2023)

Frederick

District: 26 FIPS: 069

Child in Need of Services/Supervision	20	▲	-39.4%	-13
Custody and Visitation	851	▲	-9.4%	-88
Delinquency	165	▲	+27.9%	+36
Juvenile Miscellaneous	19	▼	-17.4%	-4
New to Workload Study	27	▲	+50.0%	+9
Other	304	▲	-13.1%	-46
Protective Orders	130	▲	+2.4%	+3
Support	287	▼	-14.3%	-48
Traffic	85	▲	+41.7%	+25
GRAND TOTAL	2,491	▼	-5.0%	-130

2024 Overall GRAND TOTAL		Distribution of Caseload			Change*		Percentage (%) of Caseload		
1,065	-107 -9.1%	Adult	517	49%	0.6% ▲	+3	Adult	43.9%	48.5%
2024		Juvenile	548	51%	-16.7% ▼	-110	Juvenile	56.1%	51.5%
2023		GRAND TOTAL	1,065	100%	-9.1% ▼	-107	GRAND TOTAL	100%	100%

Filings by Division & Code

Division	Case Type Description	Code	Summary	Change	% Change	Absolute Change
Adult	Misdemeanor	CM	116	▲	+16.0%	+16
	Other	OT	89	▲	+25.4%	+18
	Show Cause	SC	84	▼	-20.0%	-21
	Civil Support	VS	83	↔		-
	Family Abuse - Protective Order	FP	52	↔		-
	Felony	CF	47	▲	+27.0%	+10
	Capias	CA	34	▼	-22.7%	-10
	Motion - Protective Order	MP	7	▼	-56.3%	-9
	Remand Support	RS	3	▲	+50.0%	+1
	Non-Family Abuse Protective Order	AP	2	▼	-50.0%	-2
		Total		517	▲	0.6%
Juvenile	Custody Visitation	CV	327	▼	-12.8%	-48
	Misdemeanor	DM	39	▼	-25.0%	-13
	Status	ST	30	▲	+20.0%	+5
	Traffic	T	28	▼	-62.2%	-46
	Permanency Planning	PH	22	▼	-4.3%	-1
	Initial Foster Care	IF	13	▲	+44.4%	+4
	Foster Care Review	FC	11	▼	-42.1%	-8
	Abuse and Neglect	AN	10	▼	-37.5%	-6
	Show Cause	SC	10	▼	-9.1%	-1
	Truancy	TR	10	▲	+233.3%	+7
	Capias	CA	5	▲	-	+5
	Felony	DF	5	↔		-
	Remand Custody	RC	5	▲	-	+5
	Remand Visitation	RV	5	▲	-	+5
	Non-Family Abuse Protective Order	AP	4	▼	-33.3%	-2
	Terminate Parental Rights	TP	4	▼	-71.4%	-10
	Voluntary Continuing Services and Support Agree	VA	4	▲	+100.0%	+2
	Child In Need of Services	CS	3	▼	-25.0%	-1
	Motion - Protective Order	MP	3	↔		-
	Other	OT	3	▲	+50.0%	+1
	Paternity	PT	3	▼	-72.7%	-8
	Emergency Custody Order	EC	2	▲	+100.0%	+1
	Family Abuse - Protective Order	FP	1	▲	-	+1
	Temporary Detention Order	TD	1	▲	-	+1
	Emancipation	EP	0	▼	-100.0%	-1
	Qualified Residential Treatment	QR	0	▼	-100.0%	-2
		Total		548	▼	-16.7%
GRAND TOTAL			1,065	▼	-9.1%	-107

Filings by Major Case Category**

Category	Summary	Change	% Change	Absolute Change
Adult Criminal	253	▲	+2.0%	+5
Child Dependency	64	▼	-24.7%	-21
Child in Need of Services/Supervision	13	▲	+85.7%	+6
Custody and Visitation	330	▼	-14.5%	-56
Delinquency	59	▲	-13.2%	-9
Juvenile Miscellaneous	30	▲	+15.4%	+4

Other	108	▲	+42.1%	+32
Protective Orders	69	▲	-14.8%	-12
Support	111	▼	-8.3%	-10
Traffic	28	▼	-62.2%	-46
GRAND TOTAL	1,065	▼	-9.1%	-107

2024 Overall GRAND TOTAL		Distribution of Caseload			Change*		Percentage (%) of Caseload		
4,411 +178 4.2% 	2024 2023	Adult	1,968	45%	5.9% ▲	+109	Adult	43.9%	44.6%
		Juvenile	2,443	55%	2.9% ▲	+69	Juvenile	56.1%	55.4%
GRAND TOTAL		4,411	100%	4.2% ▲	+178	GRAND TOTAL	100%	100%	

Filings by Division & Code

Division	Case Type Description	Code	Summary	Change	% Change	Absolute Change	
Adult	Misdemeanor	CM	416	▲	+4.8%	+19	
	Civil Support	VS	379	▲	+9.9%	+34	
	Show Cause	SC	369	▲	+46.4%	+117	
	Other	OT	268	▲	-7.6%	-22	
	Family Abuse - Protective Order	FP	193	▲	+10.9%	+19	
	Felony	CF	183	▼	-5.2%	-10	
	Capias	CA	96	▼	-15.0%	-17	
	Remand Support	RS	22	▼	-15.4%	-4	
	Motion - Protective Order	MP	17	▼	-45.2%	-14	
	Non-Family Abuse Protective Order	AP	10	▲	+25.0%	+2	
	Violation of Protective Order	PV	8	▼	-63.6%	-14	
	Violation Family Abuse Protective Order	PS	6	▲	+200.0%	+4	
	Return of Desposit (Bondsman)	RD	1	▲	-	+1	
	Bond Forfeiture	BF	0	▼	-100.0%	-1	
Restricted License for Non-Support	SL	0	▼	-100.0%	-5		
Total			1,968	▲	5.9%	+109	
Juvenile	Custody Visitation	CV	1,037	▲	+4.1%	+41	
	Misdemeanor	DM	292	▲	+0.7%	+2	
	Traffic	T	201	▼	-7.8%	-17	
	Abuse and Neglect	AN	152	▼	-9.0%	-15	
	Motion - Protective Order	MP	98	▲	+48.5%	+32	
	Permanency Planning	PH	83	▼	-8.8%	-8	
	Felony	DF	78	▲	+52.9%	+27	
	Foster Care Review	FC	60	▼	-3.2%	-2	
	Remand Custody	RC	53	▼	-10.2%	-6	
	Initial Foster Care	IF	50	▲	+85.2%	+23	
	Remand Visitation	RV	49	▼	-14.0%	-8	
	Special Immigrant Juvenile Status	SI	39	↔	-	-	
	Paternity	PT	37	▲	+12.1%	+4	
	Truancy	TR	36	▼	-10.0%	-4	
	Terminate Parental Rights	TP	30	↔	-	-	
	Entrustment	ET	27	▲	+125.0%	+15	
	Status	ST	24	▼	-4.0%	-1	
	Show Cause	SC	21	▼	-22.2%	-6	
	Non-Family Abuse Protective Order	AP	20	▲	+150.0%	+12	
	Voluntary Continuing Services and Support Agree	VA	14	▲	+55.6%	+5	
	Child In Need of Services	CS	13	▲	+8.3%	+1	
	Civil Violation	CI	8	▼	-60.0%	-12	
	Capias	CA	4	▲	+300.0%	+3	
	Other	OT	4	▲	-	+4	
	Relief of Custody	CR	4	▼	-71.4%	-10	
	Temporary Detention Order	TD	4	▲	+33.3%	+1	
	Emergency Custody Order	EC	3	↔	-	-	
	Family Abuse - Protective Order	FP	1	▲	-	+1	
	Mental Commitment	MC	1	↔	-	-	
	Juvenile Support	JS	0	▼	-100.0%	-1	
	Qualified Residential Treatment	QR	0	▼	-100.0%	-11	
	Restoration of Parental Rights	RR	0	▼	-100.0%	-1	
	Total			2,443	▲	2.9%	+69
	GRAND TOTAL			4,411	▲	4.2%	+178

* Compared to same time period as previous year
 9/12/2024 1:11:26PM

** Case Type Categories are defined in the 2017 Virginia Judicial Workload Assessment
 Source: SCV-SQL-Information

Filings by Major Case Category**

Category	Summary	Change	% Change	Absolute Change
Adult Criminal	867	▲	+0.6%	+5
Child Dependency	420	▲	-0.7%	-3
Child in Need of Services/Supervision	54	▼	-11.5%	-7
Custody and Visitation	1,074	▲	+4.4%	+45
Delinquency	390	▲	+8.3%	+30
Juvenile Miscellaneous	24	▼	-4.0%	-1
New to Workload Study	47	▼	-20.3%	-12
Other	405	▲	-8.0%	-35
Protective Orders	339	▲	+18.1%	+52
Support	590	▼	+25.8%	+121
Traffic	201	▼	-7.8%	-17
GRAND TOTAL	4,411	▲	4.2%	+178

* Compared to same time period as previous year
 9/12/2024 1:11:26PM

** Case Type Categories are defined in the 2017 Virginia Judicial Workload Assessment
 Source: SCV-SQL-Information

2024 Overall GRAND TOTAL	Distribution of Caseload	Change*	Percentage (%) of Caseload																							
<p>1,819</p> <p>-239 -11.6%</p>	<table border="1" style="width: 100%; border-collapse: collapse;"> <tr> <td style="background-color: #4a4a8a; color: white;">Adult</td> <td style="text-align: center;">819</td> <td style="text-align: center;">45%</td> <td style="text-align: center;">-9.4% ▼</td> <td style="text-align: center;">-85</td> </tr> <tr> <td style="background-color: #e67e22; color: white;">Juvenile</td> <td style="text-align: center;">1,000</td> <td style="text-align: center;">55%</td> <td style="text-align: center;">-13.3% ▼</td> <td style="text-align: center;">-154</td> </tr> <tr> <td style="background-color: #f1c40f; color: black;">GRAND TOTAL</td> <td style="text-align: center;">1,819</td> <td style="text-align: center;">100%</td> <td style="text-align: center;">-11.6% ▼</td> <td style="text-align: center;">-239</td> </tr> </table>	Adult	819	45%	-9.4% ▼	-85	Juvenile	1,000	55%	-13.3% ▼	-154	GRAND TOTAL	1,819	100%	-11.6% ▼	-239	<table border="1" style="width: 100%; border-collapse: collapse;"> <tr> <td style="background-color: #4a4a8a; color: white;">Adult</td> <td style="text-align: center;">2023 43.9%</td> <td style="text-align: center;">2024 45.0%</td> </tr> <tr> <td style="background-color: #e67e22; color: white;">Juvenile</td> <td style="text-align: center;">56.1%</td> <td style="text-align: center;">55.0%</td> </tr> <tr> <td style="background-color: #f1c40f; color: black;">GRAND TOTAL</td> <td style="text-align: center;">100%</td> <td style="text-align: center;">100%</td> </tr> </table>	Adult	2023 43.9%	2024 45.0%	Juvenile	56.1%	55.0%	GRAND TOTAL	100%	100%
Adult	819	45%	-9.4% ▼	-85																						
Juvenile	1,000	55%	-13.3% ▼	-154																						
GRAND TOTAL	1,819	100%	-11.6% ▼	-239																						
Adult	2023 43.9%	2024 45.0%																								
Juvenile	56.1%	55.0%																								
GRAND TOTAL	100%	100%																								

Filings by Division & Code

Division	Case Type Description	Code	Summary	Change	% Change	Absolute Change
Adult	Civil Support	VS	165	▲	+14.6%	+21
	Show Cause	SC	153	▼	-25.7%	-53
	Misdemeanor	CM	148	▼	-19.1%	-35
	Other	OT	114	▲	-14.3%	-19
	Felony	CF	102	▲	+24.4%	+20
	Family Abuse - Protective Order	FP	57	▼	-13.6%	-9
	Capias	CA	45	▲	-13.5%	-7
	Motion - Protective Order	MP	14	▲	+7.7%	+1
	Remand Support	RS	9	▼	-18.2%	-2
	Non-Family Abuse Protective Order	AP	5	▼	-28.6%	-2
	Emergency Custody Order	EC	3	▲	-	+3
	Restricted License for Non-Support	SL	2	▼	-33.3%	-1
	Violation of Protective Order	PV	2	▼	-50.0%	-2
	Total		819	▼	-9.4%	-85
Juvenile	Custody Visitation	CV	597	▼	-14.3%	-100
	Misdemeanor	DM	91	▼	-13.3%	-14
	Traffic	T	33	▼	-17.5%	-7
	Status	ST	26	▼	-33.3%	-13
	Show Cause	SC	25	▲	-21.9%	-7
	Truancy	TR	25	▼	-16.7%	-5
	Child In Need of Services	CS	24	▼	-20.0%	-6
	Permanency Planning	PH	24	▲	+84.6%	+11
	Felony	DF	21	▲	+50.0%	+7
	Remand Custody	RC	21	▼	-27.6%	-8
	Remand Visitation	RV	21	▼	-27.6%	-8
	Abuse and Neglect	AN	19	▲	+11.8%	+2
	Paternity	PT	13	↔	-	-
	Motion - Protective Order	MP	11	▲	+120.0%	+6
	Foster Care Review	FC	9	▼	-30.8%	-4
	Non-Family Abuse Protective Order	AP	6	▲	+200.0%	+4
	Special Immigrant Juvenile Status	SI	6	▲	+200.0%	+4
	Terminate Parental Rights	TP	6	▲	+500.0%	+5
	Civil Violation	CI	4	▼	-73.3%	-11
	Initial Foster Care	IF	4	▼	-33.3%	-2
	Relief of Custody	CR	4	▲	+300.0%	+3
	Emergency Custody Order	EC	2	↔	-	-
	Entrustment	ET	2	▼	-60.0%	-3
	Capias	CA	1	▲	-	+1
	Child at Risk	RI	1	▲	-	+1
	Emancipation	EP	1	▲	-	+1
	Other	OT	1	▲	-	+1
	Temporary Detention Order	TD	1	▼	-87.5%	-7
	Voluntary Continuing Services and Support Agreen	VA	1	▼	-50.0%	-1
	Juvenile Support	JS	0	▼	-100.0%	-1
	Qualified Residential Treatment	QR	0	▼	-100.0%	-2
	Restoration of Parental Rights	RR	0	▼	-100.0%	-1
		Total		1,000	▼	-13.3%
GRAND TOTAL			1,819	▼	-11.6%	-239

* Compared to same time period as previous year
 9/12/2024 1:11:26PM

** Case Type Categories are defined in the 2017 Virginia Judicial Workload Assessment
 Source: SCV-SQL-Information

Filings by Major Case Category**

Category	Summary	Change	% Change	Absolute Change
Adult Criminal	396	▼	-19.0%	-93
Child Dependency	70	▲	+16.7%	+10
Child in Need of Services/Supervision	59	▲	-3.3%	-2
Custody and Visitation	610	▼	-14.1%	-100
Delinquency	128	▲	-14.7%	-22
Juvenile Miscellaneous	27	▲	-30.8%	-12
New to Workload Study	10	▲	-41.2%	-7
Other	172	▲	-19.2%	-41
Protective Orders	93	▲		0
Support	221	▲	+18.8%	+35
Traffic	33	▼	-17.5%	-7
GRAND TOTAL	1,819	▼	-11.6%	-239

* Compared to same time period as previous year
 9/12/2024 1:11:26PM

** Case Type Categories are defined in the 2017 Virginia Judicial Workload Assessment
 Source: SCV-SQL-Information

2024 Overall GRAND TOTAL		Distribution of Caseload		Change*		Percentage (%) of Caseload			
1,871 +93 5.2% 	2024 2023	Adult	834	45%	11.5% ▲	+86	Adult	2023: 42.1%	2024: 44.6%
		Juvenile	1,037	55%	0.7% ▲	+7	Juvenile	57.9%	55.4%
GRAND TOTAL		1,871	100%	5.2% ▲	+93	GRAND TOTAL	100%	100%	

Filings by Division & Code

Division	Case Type Description	Code	Summary	Change	% Change	Absolute Change	
Adult	Civil Support	VS	164	▲	+13.9%	+20	
	Misdemeanor	CM	163	▲	+35.8%	+43	
	Show Cause	SC	130	▲	-5.8%	-8	
	Other	OT	121	▲	+16.3%	+17	
	Felony	CF	109	▲	+17.2%	+16	
	Family Abuse - Protective Order	FP	61	↔		-	
	Capias	CA	41	▼	-6.8%	-3	
	Motion - Protective Order	MP	15	▲	+7.1%	+1	
	Remand Support	RS	14	▼	-30.0%	-6	
	Violation of Protective Order	PV	10	▲	+66.7%	+4	
	Non-Family Abuse Protective Order	AP	4	▲	+33.3%	+1	
	Bond Forfeiture	BF	1	↔		-	
	Restricted License for Non-Support	SL	1	▲	-	+1	
Total			834	▲	11.5%	+86	
Juvenile	Custody Visitation	CV	467	▼	-21.2%	-126	
	Misdemeanor	DM	195	▲	+69.6%	+80	
	Status	ST	57	▲	+235.3%	+40	
	Permanency Planning	PH	51	▲	+920.0%	+46	
	Traffic	T	48	▲	+20.0%	+8	
	Remand Custody	RC	33	▼	-15.4%	-6	
	Remand Visitation	RV	32	▼	-28.9%	-13	
	Truancy	TR	32	▲	+39.1%	+9	
	Foster Care Review	FC	19	▲	+11.8%	+2	
	Paternity	PT	17	▲	+13.3%	+2	
	Initial Foster Care	IF	14	▼	-41.7%	-10	
	Non-Family Abuse Protective Order	AP	13	▲	+62.5%	+5	
	Show Cause	SC	12	▲	+33.3%	+3	
	Terminate Parental Rights	TP	11	▲	+450.0%	+9	
	Child In Need of Services	CS	7	▲	+133.3%	+4	
	Felony	DF	7	▼	-69.6%	-16	
	Abuse and Neglect	AN	6	▼	-75.0%	-18	
	Temporary Detention Order	TD	4	▲	+33.3%	+1	
	Emergency Custody Order	EC	3	▲	+50.0%	+1	
	Special Immigrant Juvenile Status	SI	3	▲	+50.0%	+1	
	Civil Violation	CI	2	▼	-75.0%	-6	
	Capias	CA	1	▼	-50.0%	-1	
	Motion - Protective Order	MP	1	▼	-83.3%	-5	
	Other	OT	1	▲	-	+1	
	Voluntary Continuing Services and Support Agreem	VA	1	▼	-50.0%	-1	
	Child at Risk	RI	0	▼	-100.0%	-1	
	Qualified Residential Treatment	QR	0	▼	-100.0%	-1	
	Relief of Custody	CR	0	▼	-100.0%	-1	
	Total			1,037	▲	0.7%	+7
	GRAND TOTAL			1,871	▲	5.2%	+93

Filings by Major Case Category**

Category	Summary	Change	% Change	Absolute Change
Adult Criminal	386	▲	+8.7%	+31
Child Dependency	102	▲	+32.5%	+25

* Compared to same time period as previous year
 9/12/2024 1:11:26PM

** Case Type Categories are defined in the 2017 Virginia Judicial Workload Assessment
 Source: SCV-SQL-Information

CPSS - JCMS CASELOAD STATISTICS OF THE JUVENILE & DOMESTIC RELATIONS DISTRICT COURTS
 January 2024 thru August 2024 Filings (Compared to January 2023 thru August 2023)

Warren

District: 26 FIPS: 187

Child in Need of Services/Supervision	39	▲	+50.0%	+13
Custody and Visitation	484	▼	-20.4%	-124
Delinquency	215	▼	+44.3%	+66
Juvenile Miscellaneous	57	▲	+235.3%	+40
New to Workload Study	5	▼	-50.0%	-5
Other	208	▲	-2.3%	-5
Protective Orders	94	▲	+2.2%	+2
Support	233	▲	+22.0%	+42
Traffic	48	▲	+20.0%	+8
GRAND TOTAL	1,871	▲	5.2%	+93

2024 Overall GRAND TOTAL		Distribution of Caseload			Change*		Percentage (%) of Caseload		
1,494 -4 -0.3% 	Adult	712	48%	8.7% ▲	+57	Adult	2023	2024	
	Juvenile	782	52%	-7.2% ▼	-61	Juvenile	43.7%	47.7%	
GRAND TOTAL		1,494	100%	-0.3% ▼	-4	GRAND TOTAL	100%	100%	

Filings by Division & Code

Division	Case Type Description	Code	Summary	Change	% Change	Absolute Change	
Adult	Misdemeanor	CM	196	▲	+22.5%	+36	
	Other	OT	137	▲	+14.2%	+17	
	Show Cause	SC	116	▲	+5.5%	+6	
	Civil Support	VS	110	▲	+23.6%	+21	
	Felony	CF	49	▲	+36.1%	+13	
	Capias	CA	35	▼	-20.5%	-9	
	Family Abuse - Protective Order	FP	34	▼	-39.3%	-22	
	Protective Order	PC	11	▼	-31.3%	-5	
	Violation of Protective Order	PV	9	▲	+28.6%	+2	
	Motion - Protective Order	MP	7	▲	+16.7%	+1	
	Remand Support	RS	6	▲	+20.0%	+1	
	Non-Family Abuse Protective Order	AP	1	▼	-80.0%	-4	
	Restricted License for Non-Support	SL	1	▲	-	+1	
	Violation Family Abuse Protective Order	PS	0	▼	-100.0%	-1	
Total			712	▲	8.7%	+57	
Juvenile	Custody Visitation	CV	362	▼	-17.4%	-76	
	Misdemeanor	DM	142	▲	+34.0%	+36	
	Abuse and Neglect	AN	34	▲	+3.0%	+1	
	Traffic	T	34	▼	-26.1%	-12	
	Felony	DF	27	▲	+50.0%	+9	
	Status	ST	25	▲	+56.3%	+9	
	Permanency Planning	PH	17	▲	+70.0%	+7	
	Foster Care Review	FC	16	▲	+14.3%	+2	
	Truancy	TR	16	▼	-20.0%	-4	
	Civil Violation	CI	12	▲	+100.0%	+6	
	Special Immigrant Juvenile Status	SI	11	▼	-42.1%	-8	
	Temporary Detention Order	TD	10	▼	-9.1%	-1	
	Terminate Parental Rights	TP	10	▼	-16.7%	-2	
	Motion - Protective Order	MP	9	▼	-35.7%	-5	
	Paternity	PT	9	▼	-77.5%	-31	
	Emergency Custody Order	EC	8	▲	+60.0%	+3	
	Initial Foster Care	IF	8	▼	-20.0%	-2	
	Remand Custody	RC	8	▲	+14.3%	+1	
	Remand Visitation	RV	8	▲	+14.3%	+1	
	Child In Need of Services	CS	4	▲	-	+4	
	Show Cause	SC	4	▲	-	+4	
	Voluntary Continuing Services and Support Agree	VA	3	▲	+200.0%	+2	
	Non-Family Abuse Protective Order	AP	2	▼	-71.4%	-5	
	Other	OT	2	▲	+100.0%	+1	
	Capias	CA	1	▲	-	+1	
	Entrustment	ET	0	▼	-100.0%	-2	
	Total			782	▼	-7.2%	-61
	GRAND TOTAL			1,494	▼	-0.3%	-4

Filings by Major Case Category**

Category	Summary	Change	% Change	Absolute Change
Adult Criminal	375	▼	+7.1%	+25
Child Dependency	88	▲	+7.3%	+6
Child in Need of Services/Supervision	20	▲	-	0

CPSS - JCMS CASELOAD STATISTICS OF THE JUVENILE & DOMESTIC RELATIONS DISTRICT COURTS
 January 2024 thru August 2024 Filings (Compared to January 2023 thru August 2023)

Custody and Visitation	371	▼	-22.4%	-107
Delinquency	174	▲	+40.3%	+50
Juvenile Miscellaneous	25	▲	+56.3%	+9
New to Workload Study	23	▲	-8.0%	-2
Other	179	▲	+14.7%	+23
Protective Orders	53	▼	-39.8%	-35
Support	152	▲	+34.5%	+39
Traffic	34	▼	-26.1%	-12
GRAND TOTAL	1,494	▼	-0.3%	-4

2024 Overall GRAND TOTAL		Distribution of Caseload			Change*		Percentage (%) of Caseload		
169 	+14	Adult	84	50%	0.0%	0	Adult	54.2%	49.7%
	9.0%	Juvenile	85	50%	19.7% ▲	+14	Juvenile	45.8%	50.3%
GRAND TOTAL		169	100%	9.0% ▲	+14	GRAND TOTAL		100%	100%

Filings by Division & Code

Division	Case Type Description	Code	Summary	Change	% Change	Absolute Change
Adult	Misdemeanor	CM	29	▲	+61.1%	+11
	Civil Support	VS	14	▲	+16.7%	+2
	Felony	CF	14	▼	-22.2%	-4
	Other	OT	10	▼	-33.3%	-5
	Show Cause	SC	8	▲	-	-
	Family Abuse - Protective Order	FP	6	▼	-50.0%	-6
	Bond Forfeiture	BF	1	▲	-	+1
	Capias	CA	1	↔	-	-
	Restricted License for Non-Support	SL	1	▲	-	+1
	Total			84		0.0%
Juvenile	Custody Visitation	CV	58	▲	+28.9%	+13
	Status	ST	7	▲	+600.0%	+6
	Misdemeanor	DM	6	▲	+100.0%	+3
	Motion - Protective Order	MP	4	▲	-	+4
	Abuse and Neglect	AN	2	▲	+100.0%	+1
	Permanency Planning	PH	2	▲	+100.0%	+1
	Traffic	T	2	▼	-77.8%	-7
	Voluntary Continuing Services and Support Agreem	VA	2	▲	-	+2
	Foster Care Review	FC	1	▼	-50.0%	-1
	Show Cause	SC	1	▲	-	+1
	Felony	DF	0	▼	-100.0%	-6
	Initial Foster Care	IF	0	▼	-100.0%	-1
	Qualified Residential Treatment	QR	0	▼	-100.0%	-1
	Temporary Detention Order	TD	0	▼	-100.0%	-1
Total			85	▲	19.7%	+14
GRAND TOTAL			169	▲	9.0%	+14

Filings by Major Case Category**

Category	Summary	Change	% Change	Absolute Change	
Adult Criminal	50	▲	+28.2%	+11	
Child Dependency	7	▲	+16.7%	+1	
Child in Need of Services/Supervision	1	▲	-	+1	
Custody and Visitation	58	▲	+28.9%	+13	
Delinquency	6	↔	-33.3%	-3	
Juvenile Miscellaneous	7	▲	+600.0%	+6	
Other	10	▼	-37.5%	-6	
Protective Orders	10	▲	-16.7%	-2	
Support	18	▲	-	0	
Traffic	2	▼	-77.8%	-7	
GRAND TOTAL		169	▲	9.0%	+14

* Compared to same time period as previous year
 9/12/2024 1:11:26PM

** Case Type Categories are defined in the 2017 Virginia Judicial Workload Assessment
 Source: SCV-SQL-Information

2024 Overall GRAND TOTAL		Distribution of Caseload		Change*		Percentage (%) of Caseload			
1,130	-282 -20.0%	Adult	474	42%	-24.0% ▼	-150	Adult	44.2%	41.9%
2024		Juvenile	656	58%	-16.8% ▼	-132	Juvenile	55.8%	58.1%
2023		GRAND TOTAL	1,130	100%	-20.0% ▼	-282	GRAND TOTAL	100%	100%

Filings by Division & Code

Division	Case Type Description	Code	Summary	Change	% Change	Absolute Change	
Adult	Show Cause	SC	104	▲	-2.8%	-3	
	Other	OT	91	▼	-23.5%	-28	
	Misdemeanor	CM	87	▼	-31.0%	-39	
	Civil Support	VS	67	▼	-19.3%	-16	
	Family Abuse - Protective Order	FP	44	▼	-27.9%	-17	
	Felony	CF	41	▲	+70.8%	+17	
	Capias	CA	33	▼	-34.0%	-17	
	Motion - Protective Order	MP	2	▼	-66.7%	-4	
	Non-Family Abuse Protective Order	AP	2	▼	-50.0%	-2	
	Violation of Protective Order	PV	2	▼	-80.0%	-8	
	Remand Support	RS	1	▼	-97.1%	-33	
		Total		474	▼	-24.0%	-150
Juvenile	Custody Visitation	CV	390	▼	-6.3%	-26	
	Misdemeanor	DM	46	▲	+43.8%	+14	
	Traffic	T	44	▼	-21.4%	-12	
	Abuse and Neglect	AN	33	▲	+371.4%	+26	
	Motion - Protective Order	MP	21	▲	+5.0%	+1	
	Status	ST	20	▼	-41.2%	-14	
	Permanency Planning	PH	18	▼	-40.0%	-12	
	Foster Care Review	FC	15	▼	-16.7%	-3	
	Initial Foster Care	IF	11	▲	+120.0%	+6	
	Paternity	PT	10	▲	+11.1%	+1	
	Felony	DF	7	▲	+16.7%	+1	
	Relief of Custody	CR	6	▲	+50.0%	+2	
	Remand Custody	RC	6	▼	-90.6%	-58	
	Remand Visitation	RV	6	▼	-89.3%	-50	
	Terminate Parental Rights	TP	6	▲	+200.0%	+4	
	Truancy	TR	6	▲	+50.0%	+2	
	Voluntary Continuing Services and Support Agreem	VA	4	▲	+33.3%	+1	
	Other	OT	2	▲	-	+2	
	Temporary Detention Order	TD	2	▼	-66.7%	-4	
	Emergency Custody Order	EC	1	▲	-	+1	
	Non-Family Abuse Protective Order	AP	1	↔	-	-	
	Show Cause	SC	1	▼	-50.0%	-1	
	Capias	CA	0	▼	-100.0%	-1	
	Child In Need of Services	CS	0	▼	-100.0%	-1	
	Civil Violation	CI	0	▼	-100.0%	-1	
	Emancipation	EP	0	▼	-100.0%	-1	
	Entrustment	ET	0	▼	-100.0%	-3	
	Qualified Residential Treatment	QR	0	▼	-100.0%	-6	
		Total		656	▼	-16.8%	-132
	GRAND TOTAL			1,130	▼	-20.0%	-282

Filings by Major Case Category**

Category	Summary	Change	% Change	Absolute Change
Adult Criminal	219	▼	-26.8%	-80
Child Dependency	93	▲	+19.2%	+15
Child in Need of Services/Supervision	6	▼	+20.0%	+1
Custody and Visitation	400	▲	-5.9%	-25

* Compared to same time period as previous year
 9/12/2024 1:11:26PM

** Case Type Categories are defined in the 2017 Virginia Judicial Workload Assessment
 Source: SCV-SQL-Information

CPSS - JCMS CASELOAD STATISTICS OF THE JUVENILE & DOMESTIC RELATIONS DISTRICT COURTS
 January 2024 thru August 2024 Filings (Compared to January 2023 thru August 2023)

Delinquency	54	▼	+31.7%	+13
Juvenile Miscellaneous	20	▼	-42.9%	-15
New to Workload Study	0	▼	-100.0%	-1
Other	109	▲	-60.9%	-170
Protective Orders	70	▼	-23.9%	-22
Support	115	▲	+13.9%	+14
Traffic	44	▼	-21.4%	-12
GRAND TOTAL	1,130	▼	-20.0%	-282

2024 Overall GRAND TOTAL		Distribution of Caseload			Change*		Percentage (%) of Caseload		
512 +65 14.5% 		Adult	210	41%	25.7% ▲	+43	Adult	37.4%	41.0%
		Juvenile	302	59%	7.9% ▲	+22	Juvenile	62.6%	59.0%
		GRAND TOTAL	512	100%	14.5% ▲	+65	GRAND TOTAL	100%	100%

Filings by Division & Code

Division	Case Type Description	Code	Summary	Change	% Change	Absolute Change	
Adult	Misdemeanor	CM	45	▲	+32.4%	+11	
	Other	OT	43	▲	+16.2%	+6	
	Civil Support	VS	41	▲	+32.3%	+10	
	Show Cause	SC	32	▲	+10.3%	+3	
	Family Abuse - Protective Order	FP	17	▼	-5.6%	-1	
	Felony	CF	16	▲	+300.0%	+12	
	Motion - Protective Order	MP	9	▲	+28.6%	+2	
	Remand Support	RS	7	▲	+600.0%	+6	
	Capias	CA	0	▼	-100.0%	-2	
	Non-Family Abuse Protective Order	AP	0	▼	-100.0%	-4	
		Total		210	▲	25.7%	+43
Juvenile	Custody Visitation	CV	147	▼	-5.2%	-8	
	Traffic	T	31	▲	+29.2%	+7	
	Remand Custody	RC	18	▲	+1,700.0%	+17	
	Remand Visitation	RV	18	▲	+1,700.0%	+17	
	Motion - Protective Order	MP	15	▲	+114.3%	+8	
	Abuse and Neglect	AN	13	▼	-38.1%	-8	
	Felony	DF	12	▲	+1,100.0%	+11	
	Terminate Parental Rights	TP	10	▲	+400.0%	+8	
	Misdemeanor	DM	8	▼	-55.6%	-10	
	Permanency Planning	PH	7	▲	+16.7%	+1	
	Foster Care Review	FC	4	▼	-69.2%	-9	
	Initial Foster Care	IF	4	▼	-20.0%	-1	
	Status	ST	4	▼	-33.3%	-2	
	Temporary Detention Order	TD	4	▲	+33.3%	+1	
	Emergency Custody Order	EC	3	▲	-	+3	
	Paternity	PT	2	↔	-	-	
	Entrustment	ET	1	▲	-	+1	
	Non-Family Abuse Protective Order	AP	1	↔	-	-	
	Civil Violation	CI	0	▼	-100.0%	-5	
	Emancipation	EP	0	▼	-100.0%	-1	
	Other	OT	0	▼	-100.0%	-1	
	Qualified Residential Treatment	QR	0	▼	-100.0%	-1	
	Show Cause	SC	0	▼	-100.0%	-1	
	Truancy	TR	0	▼	-100.0%	-2	
	Voluntary Continuing Services and Support Agreem	VA	0	▼	-100.0%	-3	
		Total		302	▲	7.9%	+22
	GRAND TOTAL			512	▲	14.5%	+65

Filings by Major Case Category**

Category	Summary	Change	% Change	Absolute Change
Adult Criminal	72	▲	+18.0%	+11
Child Dependency	39	▲	-23.5%	-12
Child in Need of Services/Supervision	0	▼	-100.0%	-2
Custody and Visitation	149	▼	-5.1%	-8
Delinquency	20	▲	-	0
Juvenile Miscellaneous	4	▼	-42.9%	-3
New to Workload Study	0	▼	-100.0%	-5

* Compared to same time period as previous year
 9/12/2024 1:11:26PM

** Case Type Categories are defined in the 2017 Virginia Judicial Workload Assessment
 Source: SCV-SQL-Information

CPSS - JCMS CASELOAD STATISTICS OF THE JUVENILE & DOMESTIC RELATIONS DISTRICT COURTS
 January 2024 thru August 2024 Filings (Compared to January 2023 thru August 2023)

Floyd

District: 27 FIPS: 063

Other	93	▲	+111.4%	+49
Protective Orders	42	▲	+13.5%	+5
Support	62	▲	+59.0%	+23
Traffic	31	▲	+29.2%	+7
GRAND TOTAL	512	▲	14.5%	+65

2024 Overall GRAND TOTAL		Distribution of Caseload		Change*		Percentage (%) of Caseload			
469 -1 -0.2% 	Adult	199	42%	-17.1%	▼	-41	Adult	51.1%	42.4%
	Juvenile	270	58%	17.4%	▲	+40	Juvenile	48.9%	57.6%
GRAND TOTAL		469	100%	-0.2%	▼	-1	GRAND TOTAL	100%	100%

Filings by Division & Code

Division	Case Type Description	Code	Summary	Change	% Change	Absolute Change
Adult	Other	OT	55	▲	+7.8%	+4
	Misdemeanor	CM	39	▼	-46.6%	-34
	Civil Support	VS	33	▲	+37.5%	+9
	Show Cause	SC	29	▼	-17.1%	-6
	Felony	CF	18	▲	+20.0%	+3
	Family Abuse - Protective Order	FP	11	▼	-26.7%	-4
	Capias	CA	5	▼	-68.8%	-11
	Violation of Protective Order	PV	4	▲	+33.3%	+1
	Emergency Custody Order	EC	2	▲	-	+2
	Motion - Protective Order	MP	2	▼	-75.0%	-6
	Protective Order	PC	1	▲	-	+1
Total			199	▼	-17.1%	-41
Juvenile	Custody Visitation	CV	106	▲	+8.2%	+8
	Abuse and Neglect	AN	29	▲	+123.1%	+16
	Misdemeanor	DM	27	▲	+58.8%	+10
	Permanency Planning	PH	26	▲	+73.3%	+11
	Terminate Parental Rights	TP	21	▲	+110.0%	+11
	Motion - Protective Order	MP	11	▲	+37.5%	+3
	Traffic	T	11	▼	-56.0%	-14
	Foster Care Review	FC	7	▼	-56.3%	-9
	Initial Foster Care	IF	6	▼	-40.0%	-4
	Felony	DF	4	▲	+300.0%	+3
	Temporary Detention Order	TD	4	▲	+300.0%	+3
	Voluntary Continuing Services and Support Agreem	VA	4	▲	+300.0%	+3
	Child In Need of Services	CS	3	▲	-	+3
	Non-Family Abuse Protective Order	AP	3	▲	-	+3
	Paternity	PT	3	▲	+50.0%	+1
	Emergency Custody Order	EC	1	▲	-	+1
	Other	OT	1	▲	-	+1
	Relief of Custody	CR	1	↔	-	-
	Special Immigrant Juvenile Status	SI	1	▲	-	+1
	Truancy	TR	1	▼	-50.0%	-1
	Civil Violation	CI	0	▼	-100.0%	-3
	Emancipation	EP	0	▼	-100.0%	-1
	Qualified Residential Treatment	QR	0	▼	-100.0%	-2
	Show Cause	SC	0	▼	-100.0%	-2
	Status	ST	0	▼	-100.0%	-2
	Total			270	▲	17.4%
GRAND TOTAL			469	▼	-0.2%	-1

Filings by Major Case Category**

Category	Summary	Change	% Change	Absolute Change
Adult Criminal	80	▲	-38.5%	-50
Child Dependency	94	▲	+38.2%	+26
Child in Need of Services/Supervision	4	▲	+100.0%	+2
Custody and Visitation	109	▲	+9.0%	+9
Delinquency	31	▲	+55.0%	+11
Juvenile Miscellaneous	0	▼	-100.0%	-3

* Compared to same time period as previous year
 9/12/2024 1:11:26PM

** Case Type Categories are defined in the 2017 Virginia Judicial Workload Assessment
 Source: SCV-SQL-Information

CPSS - JCMS CASELOAD STATISTICS OF THE JUVENILE & DOMESTIC RELATIONS DISTRICT COURTS
 January 2024 thru August 2024 Filings (Compared to January 2023 thru August 2023)

New to Workload Study	1	▲	-66.7%	-2
Other	63	▲	+21.2%	+11
Protective Orders	27	▲	-12.9%	-4
Support	49	▲	+36.1%	+13
Traffic	11	▼	-56.0%	-14
GRAND TOTAL	469	▼	-0.2%	-1

2024 Overall GRAND TOTAL		Distribution of Caseload		Change*		Percentage (%) of Caseload			
909 +97 11.9% 		Adult	360	40%	21.2% ▲	+63	Adult	36.6%	39.6%
		Juvenile	549	60%	6.6% ▲	+34	Juvenile	63.4%	60.4%
		GRAND TOTAL	909	100%	11.9% ▲	+97	GRAND TOTAL	100%	100%

Filings by Division & Code

Division	Case Type Description	Code	Summary	Change	% Change	Absolute Change	
Adult	Show Cause	SC	100	▲	+127.3%	+56	
	Civil Support	VS	71	▲	+26.8%	+15	
	Misdemeanor	CM	63	▲	+12.5%	+7	
	Other	OT	45	▲	-2.2%	-1	
	Family Abuse - Protective Order	FP	34	▲	+3.0%	+1	
	Capias	CA	17	▲	+30.8%	+4	
	Felony	CF	12	▼	-14.3%	-2	
	Violation of Protective Order	PV	7	▼	-41.7%	-5	
	Motion - Protective Order	MP	6	▼	-57.1%	-8	
	Non-Family Abuse Protective Order	AP	3	▲	+50.0%	+1	
	Remand Support	RS	2	▼	-66.7%	-4	
	Violation Family Abuse Protective Order	PS	0	▼	-100.0%	-1	
		Total		360	▲	21.2%	+63
Juvenile	Custody Visitation	CV	377	▲	+0.3%	+1	
	Motion - Protective Order	MP	28	▲	+833.3%	+25	
	Misdemeanor	DM	20	▲	+42.9%	+6	
	Traffic	T	17	▲	+6.3%	+1	
	Felony	DF	13	▲	+44.4%	+4	
	Permanency Planning	PH	12	↔		-	
	Remand Custody	RC	12	▲	+9.1%	+1	
	Remand Visitation	RV	11	▼	-8.3%	-1	
	Abuse and Neglect	AN	7	▼	-12.5%	-1	
	Relief of Custody	CR	7	▲	+600.0%	+6	
	Foster Care Review	FC	6	▼	-53.8%	-7	
	Temporary Detention Order	TD	6	▲	+200.0%	+4	
	Terminate Parental Rights	TP	6	▲	+20.0%	+1	
	Paternity	PT	5	▼	-50.0%	-5	
	Initial Foster Care	IF	4	▼	-42.9%	-3	
	Non-Family Abuse Protective Order	AP	4	▲	+100.0%	+2	
	Truancy	TR	4	▲	+33.3%	+1	
	Child In Need of Services	CS	3	▲	+50.0%	+1	
	Other	OT	3	▲	-	+3	
	Entrustment	ET	2	▲	+100.0%	+1	
	Show Cause	SC	1	↔		-	
	Voluntary Continuing Services and Support Agreem	VA	1	↔		-	
	Emergency Custody Order	EC	0	▼	-100.0%	-1	
	Qualified Residential Treatment	QR	0	▼	-100.0%	-3	
	Status	ST	0	▼	-100.0%	-2	
		Total		549	▲	6.6%	+34
		GRAND TOTAL		909	▲	11.9%	+97

Filings by Major Case Category**

Category	Summary	Change	% Change	Absolute Change
Adult Criminal	154	▲	+35.1%	+40
Child Dependency	45	▲	-11.8%	-6
Child in Need of Services/Supervision	7	▲	+40.0%	+2
Custody and Visitation	382	▼	-1.0%	-4
Delinquency	34	▲	+41.7%	+10

* Compared to same time period as previous year
 9/12/2024 1:11:26PM

** Case Type Categories are defined in the 2017 Virginia Judicial Workload Assessment
 Source: SCV-SQL-Information

CPSS - JCMS CASELOAD STATISTICS OF THE JUVENILE & DOMESTIC RELATIONS DISTRICT COURTS
 January 2024 thru August 2024 Filings (Compared to January 2023 thru August 2023)

Juvenile Miscellaneous	1	▲	-50.0%	-1
Other	78	▲		0
Protective Orders	75	▲	+38.9%	+21
Support	116	▲	+41.5%	+34
Traffic	17	▲	+6.3%	+1
GRAND TOTAL	909	▲	11.9%	+97

2024 Overall GRAND TOTAL		Distribution of Caseload			Change*		Percentage (%) of Caseload		
625 +103 19.7% 	2024 2023	Adult	283	45%	2.9% ▲	+8	Adult	52.7%	45.3%
		Juvenile	342	55%	38.5% ▲	+95	Juvenile	47.3%	54.7%
GRAND TOTAL		625	100%	19.7% ▲	+103	GRAND TOTAL	100%	100%	

Filings by Division & Code

Division	Case Type Description	Code	Summary	Change	% Change	Absolute Change	
Adult	Misdemeanor	CM	70	▼	-4.1%	-3	
	Civil Support	VS	57	▲	+21.3%	+10	
	Other	OT	49	▲	+226.7%	+34	
	Show Cause	SC	42	▲	+5.0%	+2	
	Capias	CA	21	▲	+61.5%	+8	
	Family Abuse - Protective Order	FP	21	▼	-66.1%	-41	
	Felony	CF	17	▲	+21.4%	+3	
	Motion - Protective Order	MP	2	▼	-50.0%	-2	
	Remand Support	RS	2	▲	+100.0%	+1	
	Violation Family Abuse Protective Order	PS	1	▲	-	+1	
	Violation of Protective Order	PV	1	↔	-	-	
	Bond Forfeiture	BF	0	▼	-100.0%	-1	
	Non-Family Abuse Protective Order	AP	0	▼	-100.0%	-3	
	Protective Order	PC	0	▼	-100.0%	-1	
	Total		283	▲	2.9%	+8	
Juvenile	Custody Visitation	CV	238	▲	+70.0%	+98	
	Initial Foster Care	IF	14	▲	+133.3%	+8	
	Misdemeanor	DM	12	▼	-53.8%	-14	
	Permanency Planning	PH	12	▲	+33.3%	+3	
	Foster Care Review	FC	11	▲	+83.3%	+5	
	Traffic	T	9	▼	-35.7%	-5	
	Felony	DF	8	▲	+14.3%	+1	
	Motion - Protective Order	MP	7	▲	-	+7	
	Abuse and Neglect	AN	6	▼	-57.1%	-8	
	Paternity	PT	5	▲	+66.7%	+2	
	Terminate Parental Rights	TP	5	▼	-16.7%	-1	
	Child In Need of Services	CS	3	▲	+200.0%	+2	
	Civil Violation	CI	3	▼	-40.0%	-2	
	Non-Family Abuse Protective Order	AP	2	▲	-	+2	
	Family Abuse - Protective Order	FP	1	▲	-	+1	
	Juvenile Support	JS	1	▲	-	+1	
	Mental Commitment	MC	1	▲	-	+1	
	Relief of Custody	CR	1	↔	-	-	
	Remand Visitation	RV	1	▲	-	+1	
	Status	ST	1	▼	-66.7%	-2	
	Temporary Detention Order	TD	1	↔	-	-	
	Emergency Custody Order	EC	0	▼	-100.0%	-1	
	Remand Custody	RC	0	▼	-100.0%	-3	
	Truancy	TR	0	▼	-100.0%	-1	
		Total		342	▲	38.5%	+95
	GRAND TOTAL			625	▲	19.7%	+103

Filings by Major Case Category**

Category	Summary	Change	% Change	Absolute Change
Adult Criminal	132	▲	+4.8%	+6
Child Dependency	49	▲	+16.7%	+7
Child in Need of Services/Supervision	3	▲	+50.0%	+1
Custody and Visitation	243	▲	+69.9%	+100
Delinquency	20	▼	-39.4%	-13

* Compared to same time period as previous year
 9/12/2024 1:11:26PM

** Case Type Categories are defined in the 2017 Virginia Judicial Workload Assessment
 Source: SCV-SQL-Information

CPSS - JCMS CASELOAD STATISTICS OF THE JUVENILE & DOMESTIC RELATIONS DISTRICT COURTS
 January 2024 thru August 2024 Filings (Compared to January 2023 thru August 2023)

Juvenile Miscellaneous	1	▼	-66.7%	-2
New to Workload Study	3	▼	-40.0%	-2
Other	54	▲	+157.1%	+33
Protective Orders	33	▲	-52.2%	-36
Support	78	▲	+21.9%	+14
Traffic	9	▼	-35.7%	-5
GRAND TOTAL	625	▲	19.7%	+103

2024 Overall GRAND TOTAL		Distribution of Caseload			Change*		Percentage (%) of Caseload		
2,500	+203 8.8%	Adult	1,340	54%	10.9% ▲	+132	Adult	52.6%	53.6%
2024		Juvenile	1,160	46%	6.5% ▲	+71	Juvenile	47.4%	46.4%
2023		GRAND TOTAL	2,500	100%	8.8% ▲	+203	GRAND TOTAL	100%	100%

Filings by Division & Code

Division	Case Type Description	Code	Summary	Change	% Change	Absolute Change	
Adult	Misdemeanor	CM	304	▼	-10.1%	-34	
	Other	OT	253	▲	+17.7%	+38	
	Show Cause	SC	239	▲	+39.0%	+67	
	Civil Support	VS	207	▲	+2.0%	+4	
	Felony	CF	161	▲	+42.5%	+48	
	Family Abuse - Protective Order	FP	112	▲	+16.7%	+16	
	Capias	CA	26	▼	-35.0%	-14	
	Motion - Protective Order	MP	13	▲	+8.3%	+1	
	Non-Family Abuse Protective Order	AP	12	▲	+300.0%	+9	
	Remand Support	RS	10	▲	+25.0%	+2	
	Violation of Protective Order	PV	2	▼	-33.3%	-1	
	Restricted License for Non-Support	SL	1	▼	-80.0%	-4	
	Total			1,340	▲	10.9%	+132
Juvenile	Custody Visitation	CV	659	▲	+9.1%	+55	
	Misdemeanor	DM	123	▼	-6.8%	-9	
	Felony	DF	63	▼	-14.9%	-11	
	Traffic	T	58	▲	+16.0%	+8	
	Abuse and Neglect	AN	44	▲	+33.3%	+11	
	Motion - Protective Order	MP	41	▲	+70.8%	+17	
	Remand Custody	RC	35	▲	+94.4%	+17	
	Truancy	TR	18	▼	-10.0%	-2	
	Non-Family Abuse Protective Order	AP	12	▲	+100.0%	+6	
	Civil Violation	CI	11	▲	+10.0%	+1	
	Initial Foster Care	IF	11	▲	+57.1%	+4	
	Paternity	PT	10	▲	+100.0%	+5	
	Temporary Detention Order	TD	10	▼	-50.0%	-10	
	Status	ST	9	▼	-10.0%	-1	
	Child In Need of Services	CS	8	▲	+100.0%	+4	
	Remand Visitation	RV	8	▲	+60.0%	+3	
	Emergency Custody Order	EC	7	▼	-46.2%	-6	
	Permanency Planning	PH	6	▼	-25.0%	-2	
	Foster Care Review	FC	5	▼	-50.0%	-5	
	Show Cause	SC	5	▲	+25.0%	+1	
	Other	OT	4	↔		-	
	Voluntary Continuing Services and Support Agreem	VA	3	↔		-	
	Juvenile Support	JS	2	▲	-	+2	
	Relief of Custody	CR	2	▼	-50.0%	-2	
	Special Immigrant Juvenile Status	SI	2	↔		-	
	Terminate Parental Rights	TP	2	▼	-87.5%	-14	
	Capias	CA	1	▲	-	+1	
	Emancipation	EP	1	↔		-	
	Mental Commitment	MC	0	▼	-100.0%	-2	
	Total			1,160	▲	6.5%	+71
	GRAND TOTAL			2,500	▲	8.8%	+203

Filings by Major Case Category**

Category	Summary	Change	% Change	Absolute Change
Adult Criminal	634	▼	+5.0%	+30
Child Dependency	73	▼	-9.9%	-8

* Compared to same time period as previous year
 9/12/2024 1:11:26PM

** Case Type Categories are defined in the 2017 Virginia Judicial Workload Assessment
 Source: SCV-SQL-Information

Child in Need of Services/Supervision	26	▲	+8.3%	+2
Custody and Visitation	669	▲	+9.9%	+60
Delinquency	192	▲	-8.6%	-18
Juvenile Miscellaneous	10	▼	-9.1%	-1
New to Workload Study	13	▲	+8.3%	+1
Other	327	▼	+14.7%	+42
Protective Orders	190	▲	+34.8%	+49
Support	308	▲	+14.1%	+38
Traffic	58	▲	+16.0%	+8
GRAND TOTAL	2,500	▲	8.8%	+203

2024 Overall GRAND TOTAL		Distribution of Caseload			Change*		Percentage (%) of Caseload		
1,749	-69 -3.8%	Adult	959	55%	1.7% ▲	+16	Adult	2023 51.9%	2024 54.8%
2024		Juvenile	790	45%	-9.7% ▼	-85	Juvenile	48.1%	45.2%
2023		GRAND TOTAL	1,749	100%	-3.8% ▼	-69	GRAND TOTAL	100%	100%

Filings by Division & Code

Division	Case Type Description	Code	Summary	Change	% Change	Absolute Change	
Adult	Civil Support	VS	200	▲	+25.0%	+40	
	Show Cause	SC	183	▲	+6.4%	+11	
	Misdemeanor	CM	181	▲	+4.6%	+8	
	Other	OT	170	▲	-6.1%	-11	
	Family Abuse - Protective Order	FP	80	▲	+8.1%	+6	
	Felony	CF	77	▼	-20.6%	-20	
	Capias	CA	38	▼	-11.6%	-5	
	Violation of Protective Order	PV	15	▼	-37.5%	-9	
	Motion - Protective Order	MP	12	▼	-14.3%	-2	
	Criminal Support	CS	1	▲	-	+1	
	Non-Family Abuse Protective Order	AP	1	▼	-50.0%	-1	
	Remand Support	RS	1	▼	-66.7%	-2	
	Total		959	▲	1.7%	+16	
Juvenile	Custody Visitation	CV	517	▲	+0.2%	+1	
	Misdemeanor	DM	68	▼	-26.1%	-24	
	Traffic	T	26	▲	+8.3%	+2	
	Truancy	TR	22	▼	-26.7%	-8	
	Child at Risk	RI	20	▲	+17.6%	+3	
	Permanency Planning	PH	16	▼	-42.9%	-12	
	Abuse and Neglect	AN	15	▲	+66.7%	+6	
	Foster Care Review	FC	14	▼	-30.0%	-6	
	Initial Foster Care	IF	13	▼	-7.1%	-1	
	Motion - Protective Order	MP	13	▼	-31.6%	-6	
	Paternity	PT	13	▲	+30.0%	+3	
	Felony	DF	12	▼	-29.4%	-5	
	Voluntary Continuing Services and Support Agree	VA	9	▲	+800.0%	+8	
	Terminate Parental Rights	TP	7	▼	-36.4%	-4	
	Non-Family Abuse Protective Order	AP	6	▼	-57.1%	-8	
	Temporary Detention Order	TD	5	▼	-58.3%	-7	
	Civil Violation	CI	2	▼	-60.0%	-3	
	Emergency Custody Order	EC	2	▼	-33.3%	-1	
	Family Abuse - Protective Order	FP	2	↔	-	-	
	Capias	CA	1	▲	-	+1	
	Child In Need of Services	CS	1	▼	-66.7%	-2	
	Emancipation	EP	1	▼	-50.0%	-1	
	Other	OT	1	▼	-75.0%	-3	
	Relief of Custody	CR	1	▼	-75.0%	-3	
	Remand Custody	RC	1	▼	-66.7%	-2	
	Remand Visitation	RV	1	▼	-66.7%	-2	
	Status	ST	1	▼	-75.0%	-3	
	Entrustment	ET	0	▼	-100.0%	-2	
	Mental Commitment	MC	0	▼	-100.0%	-1	
	Qualified Residential Treatment	QR	0	▼	-100.0%	-3	
	Show Cause	SC	0	▼	-100.0%	-2	
		Total		790	▼	-9.7%	-85
	GRAND TOTAL			1,749	▼	-3.8%	-69

* Compared to same time period as previous year
 9/12/2024 1:11:26PM

** Case Type Categories are defined in the 2017 Virginia Judicial Workload Assessment
 Source: SCV-SQL-Information

Filings by Major Case Category**

Category	Summary	Change	% Change	Absolute Change
Adult Criminal	407	▼	-11.3%	-52
Child Dependency	95	▲	-12.8%	-14
Child in Need of Services/Supervision	23	▼	-30.3%	-10
Custody and Visitation	530	▲	+0.8%	+4
Delinquency	81	▲	-27.0%	-30
Juvenile Miscellaneous	2	▼	-66.7%	-4
New to Workload Study	2	▼	-60.0%	-3
Other	181	▲	-13.8%	-29
Protective Orders	114	▼	-8.8%	-11
Support	288	▲	+37.1%	+78
Traffic	26	▲	+8.3%	+2
GRAND TOTAL	1,749	▼	-3.8%	-69

* Compared to same time period as previous year
 9/12/2024 1:11:26PM

** Case Type Categories are defined in the 2017 Virginia Judicial Workload Assessment
 Source: SCV-SQL-Information

2024 Overall GRAND TOTAL		Distribution of Caseload		Change*		Percentage (%) of Caseload			
752 +83 12.4% 		Adult	317	42%	21.5% ▲	+56	Adult	2023: 39.0%	2024: 42.2%
		Juvenile	435	58%	6.6% ▲	+27	Juvenile	61.0%	57.8%
GRAND TOTAL		752	100%		12.4% ▲	+83	GRAND TOTAL	100%	100%

Filings by Division & Code

Division	Case Type Description	Code	Summary	Change	% Change	Absolute Change	
Adult	Misdemeanor	CM	81	▲	+30.6%	+19	
	Other	OT	67	▲	+26.4%	+14	
	Civil Support	VS	61	▲	+7.0%	+4	
	Show Cause	SC	56	▲	+64.7%	+22	
	Family Abuse - Protective Order	FP	26	▲	+4.0%	+1	
	Felony	CF	13	▲	+18.2%	+2	
	Motion - Protective Order	MP	5	▲	+25.0%	+1	
	Capias	CA	2	▼	-50.0%	-2	
	Remand Support	RS	2	▲	+100.0%	+1	
	Restricted License for Non-Support	SL	2	▲	-	+2	
	Bond Forfeiture	BF	1	▲	-	+1	
	Violation of Protective Order	PV	1	▼	-87.5%	-7	
	Non-Family Abuse Protective Order	AP	0	▼	-100.0%	-2	
	Total		317	▲	21.5%	+56	
Juvenile	Custody Visitation	CV	293	▲	+11.4%	+30	
	Felony	DF	23	▲	+76.9%	+10	
	Misdemeanor	DM	22	▼	-4.3%	-1	
	Abuse and Neglect	AN	16	▲	+14.3%	+2	
	Motion - Protective Order	MP	12	▼	-7.7%	-1	
	Temporary Detention Order	TD	8	▲	+100.0%	+4	
	Traffic	T	8	▲	+300.0%	+6	
	Truancy	TR	8	▲	+14.3%	+1	
	Foster Care Review	FC	7	▼	-46.2%	-6	
	Initial Foster Care	IF	6	▲	+100.0%	+3	
	Remand Custody	RC	6	▼	-25.0%	-2	
	Paternity	PT	5	▼	-16.7%	-1	
	Emergency Custody Order	EC	3	▲	-	+3	
	Permanency Planning	PH	3	▼	-40.0%	-2	
	Terminate Parental Rights	TP	3	↔	-	-	
	Civil Violation	CI	2	▼	-84.6%	-11	
	Entrustment	ET	2	▲	-	+2	
	Relief of Custody	CR	2	▲	+100.0%	+1	
	Remand Visitation	RV	2	▼	-75.0%	-6	
	Voluntary Continuing Services and Support Agreen	VA	2	▲	+100.0%	+1	
	Non-Family Abuse Protective Order	AP	1	▼	-50.0%	-1	
	Other	OT	1	▲	-	+1	
	Child In Need of Services	CS	0	▼	-100.0%	-3	
	Emancipation	EP	0	▼	-100.0%	-1	
	Special Immigrant Juvenile Status	SI	0	▼	-100.0%	-1	
	Status	ST	0	▼	-100.0%	-1	
		Total		435	▲	6.6%	+27
	GRAND TOTAL			752	▲	12.4%	+83

Filings by Major Case Category**

Category	Summary	Change	% Change	Absolute Change
Adult Criminal	128	▲	+15.3%	+17
Child Dependency	41	▲	+2.5%	+1
Child in Need of Services/Supervision	8	▼	-20.0%	-2
Custody and Visitation	298	▼	+10.8%	+29

* Compared to same time period as previous year
 9/12/2024 1:11:26PM

** Case Type Categories are defined in the 2017 Virginia Judicial Workload Assessment
 Source: SCV-SQL-Information

CPSS - JCMS CASELOAD STATISTICS OF THE JUVENILE & DOMESTIC RELATIONS DISTRICT COURTS
 January 2024 thru August 2024 Filings (Compared to January 2023 thru August 2023)

Delinquency	45	▲	+25.0%	+9
Juvenile Miscellaneous	0	▼	-100.0%	-2
New to Workload Study	2	▼	-85.7%	-12
Other	89	▲	+20.3%	+15
Protective Orders	44	▼	-4.3%	-2
Support	89	▲	+36.9%	+24
Traffic	8	▲	+300.0%	+6
GRAND TOTAL	752	▲	12.4%	+83

2024 Overall GRAND TOTAL		Distribution of Caseload			Change*		Percentage (%) of Caseload		
1,595 +11 0.7% 	2024 2023	Adult	783	49%	12.5% ▲	+87	Adult	43.9%	49.1%
		Juvenile	812	51%	-8.6% ▼	-76	Juvenile	56.1%	50.9%
GRAND TOTAL		1,595	100%	0.7% ▲	+11	GRAND TOTAL	100%	100%	

Filings by Division & Code

Division	Case Type Description	Code	Summary	Change	% Change	Absolute Change	
Adult	Misdemeanor	CM	190	▲	+9.2%	+16	
	Other	OT	179	▲	+35.6%	+47	
	Civil Support	VS	131	▲	+10.1%	+12	
	Show Cause	SC	113	▼	-8.9%	-11	
	Family Abuse - Protective Order	FP	61	▲	+7.0%	+4	
	Felony	CF	58	▲	+23.4%	+11	
	Violation of Protective Order	PV	27	▲	+107.7%	+14	
	Capias	CA	13	↔		-	
	Motion - Protective Order	MP	5	▼	-58.3%	-7	
	Remand Support	RS	4	▲	+300.0%	+3	
	Non-Family Abuse Protective Order	AP	2	▼	-50.0%	-2	
	Total			783	▲	12.5%	+87
	Juvenile	Custody Visitation	CV	468	▼	-18.0%	-103
Misdemeanor		DM	73	▲	+30.4%	+17	
Status		ST	49	▲	+58.1%	+18	
Abuse and Neglect		AN	43	▲	+16.2%	+6	
Felony		DF	34	▲	+750.0%	+30	
Traffic		T	34	▼	-32.0%	-16	
Foster Care Review		FC	24	▲	+4.3%	+1	
Permanency Planning		PH	22	▲	+83.3%	+10	
Paternity		PT	11	▲	+10.0%	+1	
Remand Custody		RC	8	▲	+100.0%	+4	
Initial Foster Care		IF	7	▼	-50.0%	-7	
Terminate Parental Rights		TP	7	▲	+250.0%	+5	
Truancy		TR	6	▼	-71.4%	-15	
Temporary Detention Order		TD	5	▼	-28.6%	-2	
Child In Need of Services		CS	4	↔		-	
Motion - Protective Order		MP	4	▲	-	+4	
Emergency Custody Order		EC	3	▼	-50.0%	-3	
Non-Family Abuse Protective Order		AP	3	↔		-	
Voluntary Continuing Services and Support Agree		VA	2	▼	-33.3%	-1	
Family Abuse - Protective Order		FP	1	▲	-	+1	
Other		OT	1	↔		-	
Relief of Custody		CR	1	▼	-80.0%	-4	
Restoration of Parental Rights		RR	1	▲	-	+1	
Show Cause		SC	1	▲	-85.7%	-6	
Child at Risk		RI	0	▼	-100.0%	-8	
Emancipation		EP	0	▼	-100.0%	-1	
Entrustment		ET	0	▼	-100.0%	-3	
Mental Commitment		MC	0	▼	-100.0%	-4	
Qualified Residential Treatment		QR	0	▼	-100.0%	-1	
Total			812	▼	-8.6%	-76	
GRAND TOTAL			1,595	▲	0.7%	+11	

Filings by Major Case Category**

Category	Summary	Change	% Change	Absolute Change
Adult Criminal	356	▲	+11.6%	+37
Child Dependency	106	▼	-1.9%	-2
Child in Need of Services/Supervision	11	▲	-56.0%	-14

* Compared to same time period as previous year
 9/12/2024 1:11:26PM

** Case Type Categories are defined in the 2017 Virginia Judicial Workload Assessment
 Source: SCV-SQL-Information

CPSS - JCMS CASELOAD STATISTICS OF THE JUVENILE & DOMESTIC RELATIONS DISTRICT COURTS
 January 2024 thru August 2024 Filings (Compared to January 2023 thru August 2023)

Custody and Visitation	479	▼	-17.6%	-102
Delinquency	107	▲	+59.7%	+40
Juvenile Miscellaneous	49	▼	+53.1%	+17
Other	201	▲	+29.7%	+46
Protective Orders	76	▲		0
Support	176	▼	+2.9%	+5
Traffic	34	▼	-32.0%	-16
GRAND TOTAL	1,595	▲	0.7%	+11

2024 Overall GRAND TOTAL		Distribution of Caseload			Change*		Percentage (%) of Caseload		
1,349	+101 8.1%	Adult	665	49%	5.9% ▲	+37	Adult	50.3%	49.3%
2024		Juvenile	684	51%	10.3% ▲	+64	Juvenile	49.7%	50.7%
2023		GRAND TOTAL	1,349	100%	8.1% ▲	+101	GRAND TOTAL	100%	100%

Filings by Division & Code

Division	Case Type Description	Code	Summary	Change	% Change	Absolute Change	
Adult	Misdemeanor	CM	212	▲	+15.2%	+28	
	Other	OT	115	▼	-16.7%	-23	
	Show Cause	SC	98	▲	+27.3%	+21	
	Civil Support	VS	68	▲	+7.9%	+5	
	Felony	CF	61	▲	+13.0%	+7	
	Family Abuse - Protective Order	FP	44	▼	-6.4%	-3	
	Capias	CA	39	▼	-17.0%	-8	
	Remand Support	RS	17	▲	+88.9%	+8	
	Motion - Protective Order	MP	5	▲	+150.0%	+3	
	Violation of Protective Order	PV	4	▲	+100.0%	+2	
	Protective Order	PC	1	▼	-75.0%	-3	
	Violation Family Abuse Protective Order	PS	1	▲	-	+1	
	Non-Family Abuse Protective Order	AP	0	▼	-100.0%	-1	
	Total		665	▲	5.9%	+37	
Juvenile	Custody Visitation	CV	295	▲	+1.0%	+3	
	Status	ST	67	▲	+24.1%	+13	
	Misdemeanor	DM	62	▲	+47.6%	+20	
	Foster Care Review	FC	36	▼	-7.7%	-3	
	Felony	DF	34	▲	+183.3%	+22	
	Traffic	T	34	▲	+41.7%	+10	
	Remand Custody	RC	33	▲	+153.8%	+20	
	Remand Visitation	RV	31	▲	+138.5%	+18	
	Permanency Planning	PH	24	▼	-36.8%	-14	
	Initial Foster Care	IF	15	▲	+50.0%	+5	
	Abuse and Neglect	AN	12	▼	-7.7%	-1	
	Paternity	PT	10	▼	-58.3%	-14	
	Voluntary Continuing Services and Support Agreem	VA	6	▲	+20.0%	+1	
	Entrustment	ET	5	▲	-	+5	
	Non-Family Abuse Protective Order	AP	5	▲	+66.7%	+2	
	Truancy	TR	5	▼	-16.7%	-1	
	Civil Violation	CI	2	▼	-50.0%	-2	
	Terminate Parental Rights	TP	2	▼	-86.7%	-13	
	Capias	CA	1	▲	-	+1	
	Child at Risk	RI	1	▲	-	+1	
	Child In Need of Services	CS	1	▼	-50.0%	-1	
	Emergency Custody Order	EC	1	▲	-	+1	
	Other	OT	1	▼	-66.7%	-2	
	Temporary Detention Order	TD	1	↔	-	-	
	Family Abuse - Protective Order	FP	0	▼	-100.0%	-5	
	Qualified Residential Treatment	QR	0	▼	-100.0%	-2	
		Total		684	▲	10.3%	+64
		GRAND TOTAL		1,349	▲	8.1%	+101

Filings by Major Case Category**

Category	Summary	Change	% Change	Absolute Change
Adult Criminal	358	▲	+0.8%	+3
Child Dependency	101	▲	-17.2%	-21
Child in Need of Services/Supervision	6	▼	-25.0%	-2
Custody and Visitation	305	▼	-3.5%	-11

* Compared to same time period as previous year
 9/12/2024 1:11:26PM

** Case Type Categories are defined in the 2017 Virginia Judicial Workload Assessment
 Source: SCV-SQL-Information

CPSS - JCMS CASELOAD STATISTICS OF THE JUVENILE & DOMESTIC RELATIONS DISTRICT COURTS
 January 2024 thru August 2024 Filings (Compared to January 2023 thru August 2023)

Bristol

District: 28 FIPS: 520

Delinquency	97	▲	+79.6%	+43
Juvenile Miscellaneous	67	▲	+24.1%	+13
New to Workload Study	2	▼	-50.0%	-2
Other	199	▲	+12.4%	+22
Protective Orders	54	▲	-6.9%	-4
Support	126	▲	+65.8%	+50
Traffic	34	▲	+41.7%	+10
GRAND TOTAL	1,349	▲	8.1%	+101

2024 Overall GRAND TOTAL		Distribution of Caseload		Change*		Percentage (%) of Caseload			
2,223	+20 0.9%	Adult	1,182	53%	15.9% ▲	+162	Adult	46.3%	53.2%
2024		Juvenile	1,041	47%	-12.0% ▼	-142	Juvenile	53.7%	46.8%
2023		GRAND TOTAL	2,223	100%	0.9% ▲	+20	GRAND TOTAL	100%	100%

Filings by Division & Code

Division	Case Type Description	Code	Summary	Change	% Change	Absolute Change	
Adult	Show Cause	SC	385	▲	+55.9%	+138	
	Misdemeanor	CM	223	▲	+6.7%	+14	
	Other	OT	191	▲	+13.7%	+23	
	Civil Support	VS	143	▲	+10.0%	+13	
	Capias	CA	104	▲	+28.4%	+23	
	Family Abuse - Protective Order	FP	55	▼	-31.3%	-25	
	Felony	CF	46	▼	-25.8%	-16	
	Remand Support	RS	19	▲	+5.6%	+1	
	Violation of Protective Order	PV	7	▼	-12.5%	-1	
	Motion - Protective Order	MP	6	▼	-53.8%	-7	
	Non-Family Abuse Protective Order	AP	3	↔		-	
	Protective Order	PC	0	▼	-100.0%	-1	
		Total		1,182	▲	15.9%	+162
Juvenile	Custody Visitation	CV	541	▼	-22.4%	-156	
	Status	ST	116	▲	+10.5%	+11	
	Misdemeanor	DM	104	▲	+30.0%	+24	
	Permanency Planning	PH	37	▲	+184.6%	+24	
	Traffic	T	34	▲	+100.0%	+17	
	Remand Custody	RC	31	▲	+6.9%	+2	
	Remand Visitation	RV	31	▲	+6.9%	+2	
	Paternity	PT	27	▲	+8.0%	+2	
	Felony	DF	26	▲	+116.7%	+14	
	Foster Care Review	FC	25	▼	-34.2%	-13	
	Motion - Protective Order	MP	23	▼	-37.8%	-14	
	Abuse and Neglect	AN	8	▼	-82.2%	-37	
	Show Cause	SC	8	▲	+60.0%	+3	
	Temporary Detention Order	TD	8	▲	+14.3%	+1	
	Truancy	TR	7	▲	+16.7%	+1	
	Terminate Parental Rights	TP	5	↔		-	
	Non-Family Abuse Protective Order	AP	3	▼	-25.0%	-1	
	Relief of Custody	CR	3	↔		-	
	Emergency Custody Order	EC	2	↔		-	
	Child In Need of Services	CS	1	↔		-	
	Initial Foster Care	IF	1	▼	-93.3%	-14	
	Entrustment	ET	0	▼	-100.0%	-2	
	Family Abuse - Protective Order	FP	0	▼	-100.0%	-3	
	Mental Commitment	MC	0	▼	-100.0%	-1	
	Other	OT	0	▼	-100.0%	-1	
	Qualified Residential Treatment	QR	0	▼	-100.0%	-1	
		Total		1,041	▼	-12.0%	-142
	GRAND TOTAL			2,223	▲	0.9%	+20

Filings by Major Case Category**

Category	Summary	Change	% Change	Absolute Change
Adult Criminal	695	▼	+26.8%	+147
Child Dependency	79	▼	-35.2%	-43
Child in Need of Services/Supervision	8	▲	+14.3%	+1
Custody and Visitation	568	▼	-21.3%	-154
Delinquency	138	▲	+42.3%	+41

* Compared to same time period as previous year
 9/12/2024 1:11:26PM

** Case Type Categories are defined in the 2017 Virginia Judicial Workload Assessment
 Source: SCV-SQL-Information

CPSS - JCMS CASELOAD STATISTICS OF THE JUVENILE & DOMESTIC RELATIONS DISTRICT COURTS
 January 2024 thru August 2024 Filings (Compared to January 2023 thru August 2023)

Juvenile Miscellaneous	116	▲	+10.5%	+11
Other	282	▲	+10.6%	+27
Protective Orders	90	▼	-35.7%	-50
Support	213	▲	+12.1%	+23
Traffic	34	▲	+100.0%	+17
GRAND TOTAL	2,223	▲	0.9%	+20

2024 Overall GRAND TOTAL		Distribution of Caseload			Change*		Percentage (%) of Caseload			
2,260	-142 -5.9%	Adult	1,115	49%	-2.4%	▼	-27	Adult	47.5%	49.3%
2024		Juvenile	1,145	51%	-9.1%	▼	-115	Juvenile	52.5%	50.7%
2023		GRAND TOTAL	2,260	100%	-5.9%	▼	-142	GRAND TOTAL	100%	100%

Filings by Division & Code

Division	Case Type Description	Code	Summary	Change	% Change	Absolute Change	
Adult	Misdemeanor	CM	280	▼	-1.1%	-3	
	Other	OT	207	▲	-22.2%	-59	
	Felony	CF	151	▲	+5.6%	+8	
	Show Cause	SC	145	▲	+40.8%	+42	
	Civil Support	VS	109	▼	-1.8%	-2	
	Family Abuse - Protective Order	FP	87	▼	-6.5%	-6	
	Capias	CA	66	▲	-29.0%	-27	
	Violation of Protective Order	PV	27	▲	+170.0%	+17	
	Motion - Protective Order	MP	22	▼	-15.4%	-4	
	Remand Support	RS	11	▲	+83.3%	+5	
	Bond Forfeiture	BF	4	▲	+300.0%	+3	
	Protective Order	PC	3	▲	+200.0%	+2	
	Restricted License for Non-Support	SL	2	↔	-	-	
	Criminal Support	CS	1	▲	-	+1	
	Non-Family Abuse Protective Order	AP	0	▼	-100.0%	-4	
	Total		1,115	▼	-2.4%	-27	
Juvenile	Custody Visitation	CV	579	▼	-19.2%	-138	
	Permanency Planning	PH	78	▲	+36.8%	+21	
	Status	ST	59	▲	+43.9%	+18	
	Remand Visitation	RV	49	▲	+19.5%	+8	
	Traffic	T	49	▼	-5.8%	-3	
	Foster Care Review	FC	47	▲	+4.4%	+2	
	Misdemeanor	DM	47	▼	-7.8%	-4	
	Remand Custody	RC	45	▲	+12.5%	+5	
	Abuse and Neglect	AN	37	▼	-2.6%	-1	
	Felony	DF	33	▼	-26.7%	-12	
	Terminate Parental Rights	TP	24	↔	-	-	
	Initial Foster Care	IF	21	▼	-30.0%	-9	
	Paternity	PT	21	▲	+40.0%	+6	
	Truancy	TR	13	▲	+85.7%	+6	
	Motion - Protective Order	MP	11	▲	+22.2%	+2	
	Non-Family Abuse Protective Order	AP	7	↔	-	-	
	Temporary Detention Order	TD	6	▼	-25.0%	-2	
	Voluntary Continuing Services and Support Agreen	VA	5	▼	-16.7%	-1	
	Relief of Custody	CR	4	▼	-50.0%	-4	
	Emergency Custody Order	EC	3	▲	+50.0%	+1	
	Other	OT	3	▼	-50.0%	-3	
	Civil Violation	CI	2	▲	-	+2	
	Child In Need of Services	CS	1	▲	-	+1	
	Entrustment	ET	1	▼	-80.0%	-4	
	Qualified Residential Treatment	QR	0	▼	-100.0%	-6	
		Total		1,145	▼	-9.1%	-115
		GRAND TOTAL		2,260	▼	-5.9%	-142

Filings by Major Case Category**

Category	Summary	Change	% Change	Absolute Change
Adult Criminal	644	▲	+3.4%	+21
Child Dependency	217	▼	-0.9%	-2
Child in Need of Services/Supervision	14	▲	+100.0%	+7

* Compared to same time period as previous year
 9/12/2024 1:11:26PM

** Case Type Categories are defined in the 2017 Virginia Judicial Workload Assessment
 Source: SCV-SQL-Information

Custody and Visitation	600	▲	-18.0%	-132
Delinquency	80	▼	-16.7%	-16
Juvenile Miscellaneous	59	▲	+43.9%	+18
New to Workload Study	2	▲	-	+2
Other	324	▲	-12.2%	-45
Protective Orders	127	▼	-8.6%	-12
Support	144	▲	+16.1%	+20
Traffic	49	▼	-5.8%	-3
GRAND TOTAL	2,260	▼	-5.9%	-142

2024 Overall GRAND TOTAL		Distribution of Caseload			Change*		Percentage (%) of Caseload		
1,153	-87 -7.0%	Adult	521	45%	-10.5% ▼	-61	Adult	46.9%	45.2%
2024		Juvenile	632	55%	-4.0% ▼	-26	Juvenile	53.1%	54.8%
2023		GRAND TOTAL	1,153	100%	-7.0% ▼	-87	GRAND TOTAL	100%	100%

Filings by Division & Code

Division	Case Type Description	Code	Summary	Change	% Change	Absolute Change	
Adult	Other	OT	146	▼	-8.2%	-13	
	Show Cause	SC	145	▲	+49.5%	+48	
	Misdemeanor	CM	80	▼	-21.6%	-22	
	Civil Support	VS	50	▼	-25.4%	-17	
	Capias	CA	43	▼	-14.0%	-7	
	Family Abuse - Protective Order	FP	27	▼	-34.1%	-14	
	Felony	CF	18	▼	-57.1%	-24	
	Remand Support	RS	4	▼	-33.3%	-2	
	Motion - Protective Order	MP	3	▼	-40.0%	-2	
	Non-Family Abuse Protective Order	AP	3	▼	-40.0%	-2	
	Restricted License for Non-Support	SL	2	↔		-	
	Bond Forfeiture	BF	0	▼	-100.0%	-4	
	Violation of Protective Order	PV	0	▼	-100.0%	-2	
		Total		521	▼	-10.5%	-61
Juvenile	Custody Visitation	CV	313	▼	-12.3%	-44	
	Child at Risk	RI	44	▲	+388.9%	+35	
	Permanency Planning	PH	43	▼	-27.1%	-16	
	Terminate Parental Rights	TP	40	▲	+207.7%	+27	
	Truancy	TR	30	▼	-40.0%	-20	
	Foster Care Review	FC	25	▼	-39.0%	-16	
	Abuse and Neglect	AN	20	▲	+17.6%	+3	
	Initial Foster Care	IF	20	▼	-20.0%	-5	
	Motion - Protective Order	MP	19	▲	+850.0%	+17	
	Misdemeanor	DM	17	▲	+13.3%	+2	
	Traffic	T	11	▼	-52.2%	-12	
	Entrustment	ET	10	▲	-	+10	
	Child In Need of Services	CS	6	▲	+20.0%	+1	
	Voluntary Continuing Services and Support Agreen	VA	5	▲	-	+5	
	Civil Violation	CI	3	▲	-	+3	
	Felony	DF	3	▼	-25.0%	-1	
	Non-Family Abuse Protective Order	AP	3	▼	-57.1%	-4	
	Paternity	PT	3	↔		-	
	Relief of Custody	CR	3	↔		-	
	Remand Custody	RC	3	▼	-57.1%	-4	
	Remand Visitation	RV	3	▼	-66.7%	-6	
	Status	ST	3	▼	-62.5%	-5	
	Emancipation	EP	2	▲	-	+2	
	Show Cause	SC	2	▲	-	+2	
	Capias	CA	1	▲	-	+1	
	Family Abuse - Protective Order	FP	0	▼	-100.0%	-1	
		Total		632	▼	-4.0%	-26
	GRAND TOTAL			1,153	▼	-7.0%	-87

Filings by Major Case Category**

Category	Summary	Change	% Change	Absolute Change
Adult Criminal	258	▼	+0.4%	+1
Child Dependency	210	▲	+25.7%	+43
Child in Need of Services/Supervision	36	▼	-34.5%	-19
Custody and Visitation	316	▼	-12.2%	-44

* Compared to same time period as previous year
 9/12/2024 1:11:26PM

** Case Type Categories are defined in the 2017 Virginia Judicial Workload Assessment
 Source: SCV-SQL-Information

CPSS - JCMS CASELOAD STATISTICS OF THE JUVENILE & DOMESTIC RELATIONS DISTRICT COURTS
 January 2024 thru August 2024 Filings (Compared to January 2023 thru August 2023)

Buchanan

District: 29 FIPS: 027

Delinquency	23	▲	+21.1%	+4
Juvenile Miscellaneous	5	▲	-37.5%	-3
New to Workload Study	3	▲	-	+3
Other	156	▼	-13.8%	-25
Protective Orders	55	▲	-9.8%	-6
Support	80	▼	-26.6%	-29
Traffic	11	▼	-52.2%	-12
GRAND TOTAL	1,153	▼	-7.0%	-87

2024 Overall GRAND TOTAL		Distribution of Caseload		Change*		Percentage (%) of Caseload			
679	-140 -17.1%	Adult	295 43%	-14.0%	▼	-48	Adult	41.9%	43.4%
2024		Juvenile	384 57%	-19.3%	▼	-92	Juvenile	58.1%	56.6%
2023		GRAND TOTAL	679 100%	-17.1%	▼	-140	GRAND TOTAL	100%	100%

Filings by Division & Code

Division	Case Type Description	Code	Summary	Change	% Change	Absolute Change	
Adult	Misdemeanor	CM	62	▼	-1.6%	-1	
	Other	OT	62	▼	+3.3%	+2	
	Civil Support	VS	53	▼	-37.6%	-32	
	Show Cause	SC	52	▼	-11.9%	-7	
	Family Abuse - Protective Order	FP	31	▼	-3.1%	-1	
	Capias	CA	23	▼	-14.8%	-4	
	Felony	CF	7	▼	-41.7%	-5	
	Motion - Protective Order	MP	3	▲	+50.0%	+1	
	Non-Family Abuse Protective Order	AP	1	↔		-	
	Remand Support	RS	1	▼	-50.0%	-1	
		Total		295	▼	-14.0%	-48
Juvenile	Custody Visitation	CV	267	▼	-18.3%	-60	
	Misdemeanor	DM	34	▲	+9.7%	+3	
	Permanency Planning	PH	13	▼	-56.7%	-17	
	Truancy	TR	11	▲	+57.1%	+4	
	Felony	DF	8	▲	+14.3%	+1	
	Status	ST	8	▲	+14.3%	+1	
	Entrustment	ET	7	↔		-	
	Initial Foster Care	IF	6	▼	-25.0%	-2	
	Paternity	PT	5	▲	+66.7%	+2	
	Terminate Parental Rights	TP	4	↔		-	
	Traffic	T	4	▼	-69.2%	-9	
	Abuse and Neglect	AN	3	▼	-40.0%	-2	
	Child In Need of Services	CS	3	▼	-62.5%	-5	
	Foster Care Review	FC	3	▼	-57.1%	-4	
	Child at Risk	RI	2	▲	-	+2	
	Voluntary Continuing Services and Support Agree	VA	2	▲	-	+2	
	Motion - Protective Order	MP	1	↔		-	
	Other	OT	1	▲		-	
	Relief of Custody	CR	1	▼	-50.0%	-1	
	Show Cause	SC	1	▼	-50.0%	-1	
	Emergency Custody Order	EC	0	▼	-100.0%	-2	
	Mental Commitment	MC	0	▼	-100.0%	-1	
	Qualified Residential Treatment	QR	0	▼	-100.0%	-1	
	Remand Custody	RC	0	▼	-100.0%	-1	
	Temporary Detention Order	TD	0	▼	-100.0%	-1	
		Total		384	▼	-19.3%	-92
	GRAND TOTAL			679	▼	-17.1%	-140

Filings by Major Case Category**

Category	Summary	Change	% Change	Absolute Change
Adult Criminal	117	▼	-12.7%	-17
Child Dependency	41	▲	-35.9%	-23
Child in Need of Services/Supervision	14	▼	-12.5%	-2
Custody and Visitation	272	▲	-17.6%	-58
Delinquency	43	▲	+10.3%	+4
Juvenile Miscellaneous	8	▼		0
Other	64	▲	-4.5%	-3

Protective Orders	36	▲		0
Support	80	▼	-28.6%	-32
Traffic	4	▼	-69.2%	-9
GRAND TOTAL	679	▼	-17.1%	-140

2024 Overall GRAND TOTAL		Distribution of Caseload			Change*		Percentage (%) of Caseload		
1,644	-19 -1.1%	Adult	929	57%	-10.8% ▼	-112	Adult	62.6%	56.5%
2024		Juvenile	715	43%	15.0% ▲	+93	Juvenile	37.4%	43.5%
2023		GRAND TOTAL	1,644	100%	-1.1% ▼	-19	GRAND TOTAL	100%	100%

Filings by Division & Code

Division	Case Type Description	Code	Summary	Change	% Change	Absolute Change	
Adult	Show Cause	SC	305	▼	-35.5%	-168	
	Misdemeanor	CM	175	▲	+19.0%	+28	
	Other	OT	157	▼	+1.3%	+2	
	Civil Support	VS	74	▼	-27.5%	-28	
	Felony	CF	71	▲	+153.6%	+43	
	Family Abuse - Protective Order	FP	51	▼	-17.7%	-11	
	Capias	CA	43	▲	+13.2%	+5	
	Remand Support	RS	19	▲	+90.0%	+9	
	Motion - Protective Order	MP	13	▲	+30.0%	+3	
	Bond Forfeiture	BF	8	▼	-20.0%	-2	
	Non-Family Abuse Protective Order	AP	7	▲	+250.0%	+5	
	Violation of Protective Order	PV	6	▲	+50.0%	+2	
		Total		929	▼	-10.8%	-112
Juvenile	Custody Visitation	CV	324	▼	-3.9%	-13	
	Misdemeanor	DM	57	▲	+50.0%	+19	
	Permanency Planning	PH	47	▼	-19.0%	-11	
	Foster Care Review	FC	39	▲	+50.0%	+13	
	Entrustment	ET	30	▲	+233.3%	+21	
	Abuse and Neglect	AN	29	▲	+45.0%	+9	
	Terminate Parental Rights	TP	29	▲	+1,350.0%	+27	
	Traffic	T	26	▲	+62.5%	+10	
	Remand Custody	RC	23	▲	+130.0%	+13	
	Remand Visitation	RV	23	▲	+130.0%	+13	
	Initial Foster Care	IF	21	▲	+50.0%	+7	
	Truancy	TR	13	▼	-35.0%	-7	
	Motion - Protective Order	MP	12	▼	-25.0%	-4	
	Relief of Custody	CR	7	▲	+250.0%	+5	
	Status	ST	6	▼	-25.0%	-2	
	Child In Need of Services	CS	5	▲	+150.0%	+3	
	Felony	DF	4	▲	+33.3%	+1	
	Temporary Detention Order	TD	4	▲	+100.0%	+2	
	Other	OT	3	▲	+50.0%	+1	
	Paternity	PT	3	▼	-62.5%	-5	
	Show Cause	SC	3	▲	-	-	
	Emergency Custody Order	EC	2	↔	-	-	
	Voluntary Continuing Services and Support Agreem	VA	2	▼	-50.0%	-2	
	Capias	CA	1	↔	-	-	
	Mental Commitment	MC	1	▲	-	+1	
	Non-Family Abuse Protective Order	AP	1	▼	-66.7%	-2	
	Child at Risk	RI	0	▼	-100.0%	-1	
	Civil Violation	CI	0	▼	-100.0%	-4	
	Qualified Residential Treatment	QR	0	▼	-100.0%	-1	
		Total		715	▲	15.0%	+93
	GRAND TOTAL			1,644	▼	-1.1%	-19

Filings by Major Case Category**

Category	Summary	Change	% Change	Absolute Change
Adult Criminal	522	▲	-18.2%	-116
Child Dependency	204	▲	+48.9%	+67

* Compared to same time period as previous year
 9/12/2024 1:11:26PM

** Case Type Categories are defined in the 2017 Virginia Judicial Workload Assessment
 Source: SCV-SQL-Information

CPSS - JCMS CASELOAD STATISTICS OF THE JUVENILE & DOMESTIC RELATIONS DISTRICT COURTS
 January 2024 thru August 2024 Filings (Compared to January 2023 thru August 2023)

Child in Need of Services/Supervision	18	▲	-28.0%	-7
Custody and Visitation	327	▼	-5.2%	-18
Delinquency	65	▲	+54.8%	+23
Juvenile Miscellaneous	6	▼	-25.0%	-2
New to Workload Study	0	▼	-100.0%	-4
Other	232	▲	+21.5%	+41
Protective Orders	84	▲	-9.7%	-9
Support	160	▲	-2.4%	-4
Traffic	26	▲	+62.5%	+10
GRAND TOTAL	1,644	▼	-1.1%	-19

2024 Overall GRAND TOTAL		Distribution of Caseload			Change*		Percentage (%) of Caseload		
2,001	-196 -8.9%	Adult	1,092	55%	3.7% ▲	+39	Adult	47.9%	54.6%
2024		Juvenile	909	45%	-20.5% ▼	-235	Juvenile	52.1%	45.4%
2023		GRAND TOTAL	2,001	100%	-8.9% ▼	-196	GRAND TOTAL	100%	100%

Filings by Division & Code

Division	Case Type Description	Code	Summary	Change	% Change	Absolute Change	
Adult	Misdemeanor	CM	313	▲	+31.0%	+74	
	Other	OT	236	▲	-0.4%	-1	
	Show Cause	SC	157	▼	-18.7%	-36	
	Civil Support	VS	134	▲	+5.5%	+7	
	Felony	CF	98	▼	-3.0%	-3	
	Family Abuse - Protective Order	FP	69	▼	-2.8%	-2	
	Capias	CA	59	▼	-16.9%	-12	
	Motion - Protective Order	MP	13	▲	+62.5%	+5	
	Non-Family Abuse Protective Order	AP	6	▲	+500.0%	+5	
	Remand Support	RS	6	▲	+20.0%	+1	
	Restricted License for Non-Support	SL	1	▲	-	+1	
		Total		1,092	▲	3.7%	+39
Juvenile	Custody Visitation	CV	540	▼	-16.1%	-104	
	Motion - Protective Order	MP	66	▲	+10.0%	+6	
	Misdemeanor	DM	45	▼	-31.8%	-21	
	Traffic	T	38	▼	-5.0%	-2	
	Foster Care Review	FC	30	▲	+87.5%	+14	
	Abuse and Neglect	AN	29	▼	-66.7%	-58	
	Remand Custody	RC	29	▲	+16.0%	+4	
	Permanency Planning	PH	23	▼	-54.0%	-27	
	Status	ST	19	▲	+171.4%	+12	
	Initial Foster Care	IF	16	▼	-5.9%	-1	
	Truancy	TR	14	↔	-	-	
	Terminate Parental Rights	TP	10	▼	-56.5%	-13	
	Felony	DF	9	↔	-	-	
	Paternity	PT	8	▼	-52.9%	-9	
	Show Cause	SC	7	▲	+75.0%	+3	
	Child In Need of Services	CS	4	↔	-	-	
	Other	OT	4	▼	-33.3%	-2	
	Relief of Custody	CR	4	▲	+33.3%	+1	
	Voluntary Continuing Services and Support Agree	VA	4	▼	-20.0%	-1	
	Non-Family Abuse Protective Order	AP	3	▼	-70.0%	-7	
	Temporary Detention Order	TD	3	▼	-66.7%	-6	
	Child at Risk	RI	2	▲	-	+2	
	Emergency Custody Order	EC	1	▼	-80.0%	-4	
	Entrustment	ET	1	▼	-94.4%	-17	
	Civil Violation	CI	0	▼	-100.0%	-1	
	Mental Commitment	MC	0	▼	-100.0%	-2	
	Protective Order	PC	0	▼	-100.0%	-1	
	Qualified Residential Treatment	QR	0	▼	-100.0%	-1	
		Total		909	▼	-20.5%	-235
	GRAND TOTAL			2,001	▼	-8.9%	-196

Filings by Major Case Category**

Category	Summary	Change	% Change	Absolute Change
Adult Criminal	566	▼	+2.5%	+14
Child Dependency	119	▲	-45.9%	-101
Child in Need of Services/Supervision	18	↔	-	0
Custody and Visitation	548	▼	-17.1%	-113

* Compared to same time period as previous year
 9/12/2024 1:11:26PM

** Case Type Categories are defined in the 2017 Virginia Judicial Workload Assessment
 Source: SCV-SQL-Information

CPSS - JCMS CASELOAD STATISTICS OF THE JUVENILE & DOMESTIC RELATIONS DISTRICT COURTS
 January 2024 thru August 2024 Filings (Compared to January 2023 thru August 2023)

Delinquency	61	▼	-23.8%	-19
Juvenile Miscellaneous	19	▲	+171.4%	+12
New to Workload Study	0	▼	-100.0%	-1
Other	279	▼	-3.5%	-10
Protective Orders	157	▲	+4.7%	+7
Support	196	▲	+9.5%	+17
Traffic	38	▼	-5.0%	-2
GRAND TOTAL	2,001	▼	-8.9%	-196

2024 Overall GRAND TOTAL		Distribution of Caseload		Change*		Percentage (%) of Caseload		
1,106	-117 -9.6%	Adult	516 47%	-13.9% ▼	-83	Adult	49.0%	46.7%
2024		Juvenile	590 53%	-5.4% ▼	-34	Juvenile	51.0%	53.3%
2023		GRAND TOTAL	1,106 100%	-9.6% ▼	-117	GRAND TOTAL	100%	100%

Filings by Division & Code

Division	Case Type Description	Code	Summary	Change	% Change	Absolute Change
Adult	Other	OT	127	▲	+3.3%	+4
	Misdemeanor	CM	94	▼	-39.0%	-60
	Show Cause	SC	90	▼	-23.1%	-27
	Civil Support	VS	55	▼	-20.3%	-14
	Family Abuse - Protective Order	FP	51	▼	-17.7%	-11
	Capias	CA	46	▲	+64.3%	+18
	Felony	CF	18	▲	+63.6%	+7
	Remand Support	RS	17	↔		-
	Motion - Protective Order	MP	9	▲	+28.6%	+2
	Non-Family Abuse Protective Order	AP	8	▲	+33.3%	+2
	Restricted License for Non-Support	SL	1	▼	-50.0%	-1
	Bond Forfeiture	BF	0	▼	-100.0%	-2
	Protective Order	PC	0	▼	-100.0%	-1
	Total		516	▼	-13.9%	-83
Juvenile	Custody Visitation	CV	255	▼	-14.1%	-42
	Abuse and Neglect	AN	47	▲	+4.4%	+2
	Traffic	T	47	▲	+14.6%	+6
	Permanency Planning	PH	45	▼	-6.3%	-3
	Foster Care Review	FC	41	▲	+70.8%	+17
	Misdemeanor	DM	32	▲	+14.3%	+4
	Initial Foster Care	IF	27	▲	+35.0%	+7
	Remand Custody	RC	24	▼	-14.3%	-4
	Terminate Parental Rights	TP	16	▼	-46.7%	-14
	Truancy	TR	15	▼	-6.3%	-1
	Non-Family Abuse Protective Order	AP	6	▲	+200.0%	+4
	Paternity	PT	6	▲	+100.0%	+3
	Show Cause	SC	5	▲	+25.0%	+1
	Entrustment	ET	4	▲	-	+4
	Other	OT	4	▲	+100.0%	+2
	Remand Visitation	RV	4	▼	-50.0%	-4
	Relief of Custody	CR	3	▲	+50.0%	+1
	Status	ST	3	▲	-50.0%	-3
	Voluntary Continuing Services and Support Agreem	VA	3	▲	-	+3
	Child In Need of Services	CS	1	▼	-66.7%	-2
	Emancipation	EP	1	▲	-	+1
	Felony	DF	1	▼	-90.9%	-10
	Capias	CA	0	▼	-100.0%	-1
	Emergency Custody Order	EC	0	▼	-100.0%	-1
	Qualified Residential Treatment	QR	0	▼	-100.0%	-2
	Temporary Detention Order	TD	0	▼	-100.0%	-2
		Total		590	▼	-5.4%
	GRAND TOTAL		1,106	▼	-9.6%	-117

Filings by Major Case Category**

Category	Summary	Change	% Change	Absolute Change
Adult Criminal	181	▼	-28.7%	-73
Child Dependency	186	▲	+8.8%	+15
Child in Need of Services/Supervision	19	▲		0
Custody and Visitation	261	▲	-13.0%	-39

* Compared to same time period as previous year
 9/12/2024 1:11:26PM

** Case Type Categories are defined in the 2017 Virginia Judicial Workload Assessment
 Source: SCV-SQL-Information

CPSS - JCMS CASELOAD STATISTICS OF THE JUVENILE & DOMESTIC RELATIONS DISTRICT COURTS
 January 2024 thru August 2024 Filings (Compared to January 2023 thru August 2023)

Delinquency	35	▼	-20.5%	-9
Juvenile Miscellaneous	4	▲	-33.3%	-2
Other	176	▼	-2.8%	-5
Protective Orders	74	▲	-3.9%	-3
Support	123	▲	-5.4%	-7
Traffic	47	▲	+14.6%	+6
GRAND TOTAL	1,106	▼	-9.6%	-117

2024 Overall GRAND TOTAL		Distribution of Caseload		Change*		Percentage (%) of Caseload		
957 -4 -0.4% 	-4 -0.4%	Adult	348	36%	-10.5%	▼	-41	
		Juvenile	609	64%	6.5%	▲	+37	
GRAND TOTAL		957	100%	-0.4%	▼	-4		
						2023 2024 Adult 40.5% 36.4% Juvenile 59.5% 63.6% GRAND TOTAL 100% 100%		

Filings by Division & Code

Division	Case Type Description	Code	Summary	Change	% Change	Absolute Change	
Adult	Other	OT	80	▲	+25.0%	+16	
	Misdemeanor	CM	63	▼	-51.2%	-66	
	Show Cause	SC	52	▲	+13.0%	+6	
	Civil Support	VS	51	▲	+82.1%	+23	
	Felony	CF	40	▲	+42.9%	+12	
	Family Abuse - Protective Order	FP	25	▼	-30.6%	-11	
	Capias	CA	24	▼	-25.0%	-8	
	Remand Support	RS	6	▼	-57.1%	-8	
	Motion - Protective Order	MP	5	▼	-28.6%	-2	
	Non-Family Abuse Protective Order	AP	2	▼	-50.0%	-2	
	Restricted License for Non-Support	SL	0	▼	-100.0%	-1	
Total			348	▼	-10.5%	-41	
Juvenile	Custody Visitation	CV	242	▲	+3.9%	+9	
	Misdemeanor	DM	133	▲	+95.6%	+65	
	Traffic	T	62	▲	+6.9%	+4	
	Permanency Planning	PH	27	↔		-	
	Foster Care Review	FC	21	▲	+5.0%	+1	
	Truancy	TR	21	▲	+31.3%	+5	
	Remand Custody	RC	15	▼	-31.8%	-7	
	Remand Visitation	RV	15	▼	-31.8%	-7	
	Abuse and Neglect	AN	13	▼	-38.1%	-8	
	Felony	DF	12	▼	-50.0%	-12	
	Initial Foster Care	IF	12	▼	-29.4%	-5	
	Terminate Parental Rights	TP	10	▼	-9.1%	-1	
	Child In Need of Services	CS	9	▼	-10.0%	-1	
	Paternity	PT	9	▲	+200.0%	+6	
	Capias	CA	2	▲	+100.0%	+1	
	Non-Family Abuse Protective Order	AP	2	↔		-	
	Voluntary Continuing Services and Support Agreem	VA	2	▼	-33.3%	-1	
	Civil Violation	CI	1	▼	-50.0%	-1	
	Show Cause	SC	1	↔		-	
	Emergency Custody Order	EC	0	▼	-100.0%	-1	
	Other	OT	0	▼	-100.0%	-1	
	Relief of Custody	CR	0	▼	-100.0%	-3	
	Status	ST	0	▼	-100.0%	-5	
	Temporary Detention Order	TD	0	▼	-100.0%	-1	
	Total			609	▲	6.5%	+37
	GRAND TOTAL			957	▼	-0.4%	-4

Filings by Major Case Category**

Category	Summary	Change	% Change	Absolute Change
Adult Criminal	155	▼	-28.6%	-62
Child Dependency	85	▼	-16.7%	-17
Child in Need of Services/Supervision	30	▲	+15.4%	+4
Custody and Visitation	252	▲	+6.8%	+16
Delinquency	147	▲	+56.4%	+53
Juvenile Miscellaneous	0	▼	-100.0%	-5
New to Workload Study	1	▼	-50.0%	-1

* Compared to same time period as previous year
 9/12/2024 1:11:26PM

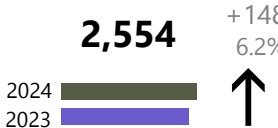
** Case Type Categories are defined in the 2017 Virginia Judicial Workload Assessment
 Source: SCV-SQL-Information

CPSS - JCMS CASELOAD STATISTICS OF THE JUVENILE & DOMESTIC RELATIONS DISTRICT COURTS
 January 2024 thru August 2024 Filings (Compared to January 2023 thru August 2023)

Scott

District: 30 FIPS: 169

Other	116	▼	-7.2%	-9
Protective Orders	34	▼	-30.6%	-15
Support	75	▲	+59.6%	+28
Traffic	62	▲	+6.9%	+4
GRAND TOTAL	957	▼	-0.4%	-4

2024 Overall GRAND TOTAL		Distribution of Caseload		Change*		Percentage (%) of Caseload			
2,554 	+148 6.2%	Adult	1,257	49%	7.6% ▲	+89	Adult	48.5%	49.2%
		Juvenile	1,297	51%	4.8% ▲	+59	Juvenile	51.5%	50.8%
		GRAND TOTAL	2,554	100%	6.2% ▲	+148	GRAND TOTAL	100%	100%

Filings by Division & Code

Division	Case Type Description	Code	Summary	Change	% Change	Absolute Change
Adult	Misdemeanor	CM	296	▼	-6.3%	-20
	Other	OT	280	▲	+1.4%	+4
	Show Cause	SC	178	▲	+13.4%	+21
	Civil Support	VS	163	▲	+8.7%	+13
	Family Abuse - Protective Order	FP	130	▲	+51.2%	+44
	Felony	CF	109	▲	+29.8%	+25
	Capias	CA	61	▲	+5.2%	+3
	Motion - Protective Order	MP	18	▲	+12.5%	+2
	Non-Family Abuse Protective Order	AP	18	▼	-18.2%	-4
	Remand Support	RS	3	↔	-	-
	Restricted License for Non-Support	SL	1	▲	-	+1
		Total		1,257	▲	7.6%
Juvenile	Custody Visitation	CV	818	▲	+5.5%	+43
	Misdemeanor	DM	96	▼	-8.6%	-9
	Permanency Planning	PH	48	▲	+23.1%	+9
	Abuse and Neglect	AN	46	▼	-8.0%	-4
	Truancy	TR	43	▲	+65.4%	+17
	Terminate Parental Rights	TP	41	▲	+28.1%	+9
	Foster Care Review	FC	34	▼	-12.8%	-5
	Initial Foster Care	IF	30	▼	-25.0%	-10
	Non-Family Abuse Protective Order	AP	22	▲	+144.4%	+13
	Traffic	T	20	▼	-33.3%	-10
	Felony	DF	19	▲	+46.2%	+6
	Entrustment	ET	17	▲	+70.0%	+7
	Child at Risk	RI	15	▼	-25.0%	-5
	Relief of Custody	CR	12	▲	+200.0%	+8
	Other	OT	8	▲	-	+8
	Status	ST	8	▼	-74.2%	-23
	Child In Need of Services	CS	5	▲	+66.7%	+2
	Voluntary Continuing Services and Support Agreem	VA	5	▼	-16.7%	-1
	Capias	CA	3	▲	+200.0%	+2
	Show Cause	SC	3	▼	-25.0%	-1
	Family Abuse - Protective Order	FP	1	▲	-	+1
	Motion - Protective Order	MP	1	▲	-	+1
	Paternity	PT	1	▲	-	+1
	Remand Visitation	RV	1	▲	-	+1
	Emancipation	EP	0	▼	-100.0%	-1
	Total		1,297	▲	4.8%	+59
	GRAND TOTAL		2,554	▲	6.2%	+148

Filings by Major Case Category**

Category	Summary	Change	% Change	Absolute Change
Adult Criminal	551	▲	-2.5%	-14
Child Dependency	248	▲	+3.3%	+8
Child in Need of Services/Supervision	48	▲	+65.5%	+19
Custody and Visitation	819	▲	+5.7%	+44
Delinquency	121	▲	-1.6%	-2
Juvenile Miscellaneous	8	▼	-75.0%	-24

* Compared to same time period as previous year
 9/12/2024 1:11:26PM

** Case Type Categories are defined in the 2017 Virginia Judicial Workload Assessment
 Source: SCV-SQL-Information

CPSS - JCMS CASELOAD STATISTICS OF THE JUVENILE & DOMESTIC RELATIONS DISTRICT COURTS
 January 2024 thru August 2024 Filings (Compared to January 2023 thru August 2023)

Other	292	▲	+4.7%	+13
Protective Orders	190	▲	+42.9%	+57
Support	257	▲	+28.5%	+57
Traffic	20	▼	-33.3%	-10
GRAND TOTAL	2,554	▲	6.2%	+148

2024 Overall GRAND TOTAL		Distribution of Caseload			Change*		Percentage (%) of Caseload		
12,797 +308 2.5% 		Adult	6,549	51%	2.6% ▲	+168	Adult	51.1%	51.2%
		Juvenile	6,248	49%	2.3% ▲	+140	Juvenile	48.9%	48.8%
GRAND TOTAL		12,797	100%		2.5% ▲	+308	GRAND TOTAL	100%	100%

Filings by Division & Code

Division	Case Type Description	Code	Summary	Change	% Change	Absolute Change
Adult	Misdemeanor	CM	1,754	▲	+5.2%	+86
	Other	OT	1,230	▼	-5.7%	-74
	Civil Support	VS	1,047	▲	+1.6%	+16
	Show Cause	SC	871	▲	+6.3%	+52
	Felony	CF	553	▲	+5.7%	+30
	Family Abuse - Protective Order	FP	474	▲	+6.0%	+27
	Capias	CA	462	▲	+7.2%	+31
	Remand Support	RS	45	▼	-2.2%	-1
	Non-Family Abuse Protective Order	AP	38	▲	+72.7%	+16
	Motion - Protective Order	MP	34	▼	-27.7%	-13
	Violation of Protective Order	PV	20	▼	-25.9%	-7
	Protective Order	PC	16	▲	+128.6%	+9
	Restricted License for Non-Support	SL	5	▲	+25.0%	+1
	Bond Forfeiture	BF	0	▼	-100.0%	-2
	Criminal Support	CS	0	▼	-100.0%	-2
Violation Family Abuse Protective Order	PS	0	▼	-100.0%	-1	
Total			6,549	▲	2.6%	+168
Juvenile	Custody Visitation	CV	3,143	▼	-3.9%	-127
	Misdemeanor	DM	1,199	▲	+22.1%	+217
	Traffic	T	698	▲	+20.3%	+118
	Felony	DF	339	▼	-14.2%	-56
	Status	ST	99	▼	+47.8%	+32
	Motion - Protective Order	MP	92	▼	-18.6%	-21
	Truancy	TR	90	▼	-33.8%	-46
	Abuse and Neglect	AN	79	▲	+9.7%	+7
	Remand Custody	RC	78	▲	+1.3%	+1
	Remand Visitation	RV	75	▼	-2.6%	-2
	Non-Family Abuse Protective Order	AP	67	▲	+204.5%	+45
	Permanency Planning	PH	59	▲	+15.7%	+8
	Paternity	PT	57	▼	-19.7%	-14
	Foster Care Review	FC	50	▲	+6.4%	+3
	Child In Need of Services	CS	39	▼	-23.5%	-12
	Terminate Parental Rights	TP	27	▼	-10.0%	-3
	Initial Foster Care	IF	24	▼	-20.0%	-6
	Voluntary Continuing Services and Support Agreem	VA	8	↔		-
	Other	OT	5	▲		-
	Family Abuse - Protective Order	FP	4	▲	+100.0%	+2
	Show Cause	SC	4	▲	-	+4
	Mental Commitment	MC	3	▼	-57.1%	-4
	Temporary Detention Order	TD	3	▼	-57.1%	-4
	Emancipation	EP	2	▲	+100.0%	+1
	Violation Family Abuse Protective Order	PS	2	▲	-	+2
	Child at Risk	RI	1	↔		-
	Juvenile Support	JS	1	▲	-	+1
	Capias	CA	0	▼	-100.0%	-2
	Civil Violation	CI	0	▼	-100.0%	-1
	Qualified Residential Treatment	QR	0	▼	-100.0%	-2
Relief of Custody	CR	0	▼	-100.0%	-1	
Total			6,248	▲	2.3%	+140
GRAND TOTAL			12,797	▲	2.5%	+308

* Compared to same time period as previous year
 9/12/2024 1:11:26PM

** Case Type Categories are defined in the 2017 Virginia Judicial Workload Assessment
 Source: SCV-SQL-Information

Filings by Major Case Category**

Category	Summary	Change	% Change	Absolute Change
Adult Criminal	3,421	▼	+5.1%	+166
Child Dependency	248	▼	+2.5%	+6
Child in Need of Services/Supervision	133	▲	-28.9%	-54
Custody and Visitation	3,200	▼	-4.2%	-141
Delinquency	1,540	▲	+11.7%	+161
Juvenile Miscellaneous	102	▲	+50.0%	+34
New to Workload Study	0	▼	-100.0%	-1
Other	1,438	▼	-5.6%	-85
Protective Orders	709	▲	+8.6%	+56
Support	1,308	▲	+3.8%	+48
Traffic	698	▲	+20.3%	+118
GRAND TOTAL	12,797	▲	2.5%	+308

2024 Overall GRAND TOTAL		Distribution of Caseload			Change*		Percentage (%) of Caseload		
1,027 +34 3.4% 		Adult	482	47%	-7.8% ▼	-41	Adult	52.7%	46.9%
		Juvenile	545	53%	16.0% ▲	+75	Juvenile	47.3%	53.1%
		GRAND TOTAL	1,027	100%	3.4% ▲	+34	GRAND TOTAL	100%	100%

Filings by Division & Code

Division	Case Type Description	Code	Summary	Change	% Change	Absolute Change	
Adult	Misdemeanor	CM	127	▼	-5.9%	-8	
	Other	OT	90	▼	-11.8%	-12	
	Show Cause	SC	81	▲	-8.0%	-7	
	Civil Support	VS	67	▼	-23.9%	-21	
	Felony	CF	57	▲	+171.4%	+36	
	Family Abuse - Protective Order	FP	37	▼	-2.6%	-1	
	Capias	CA	18	▼	-52.6%	-20	
	Remand Support	RS	3	▲	-	+3	
	Non-Family Abuse Protective Order	AP	2	▼	-81.8%	-9	
	Motion - Protective Order	MP	0	▼	-100.0%	-2	
	Total		482	▼	-7.8%	-41	
Juvenile	Custody Visitation	CV	310	▲	+23.0%	+58	
	Misdemeanor	DM	63	▲	+8.6%	+5	
	Traffic	T	49	▲	+104.2%	+25	
	Felony	DF	24	▲	+60.0%	+9	
	Other	OT	11	▲	+450.0%	+9	
	Permanency Planning	PH	10	▲	+400.0%	+8	
	Terminate Parental Rights	TP	10	▲	+233.3%	+7	
	Truancy	TR	10	▲	+233.3%	+7	
	Foster Care Review	FC	9	▲	+125.0%	+5	
	Remand Visitation	RV	8	▲	+100.0%	+4	
	Remand Custody	RC	7	▲	+75.0%	+3	
	Status	ST	6	▼	-89.1%	-49	
	Abuse and Neglect	AN	5	▼	-58.3%	-7	
	Paternity	PT	5	▲	+66.7%	+2	
	Initial Foster Care	IF	4	▼	-20.0%	-1	
	Temporary Detention Order	TD	4	▼	-33.3%	-2	
	Emergency Custody Order	EC	2	▲	-	+2	
	Family Abuse - Protective Order	FP	2	▲	-	+2	
	Non-Family Abuse Protective Order	AP	2	▼	-60.0%	-3	
	Relief of Custody	CR	2	▼	-33.3%	-1	
	Show Cause	SC	1	▲	-50.0%	-1	
	Voluntary Continuing Services and Support Agreem	VA	1	↔	-	-	
	Child In Need of Services	CS	0	▼	-100.0%	-1	
	Emancipation	EP	0	▼	-100.0%	-1	
	Special Immigrant Juvenile Status	SI	0	▼	-100.0%	-5	
		Total		545	▲	16.0%	+75
	GRAND TOTAL			1,027	▲	3.4%	+34

Filings by Major Case Category**

Category	Summary	Change	% Change	Absolute Change
Adult Criminal	254	▲	-2.3%	-6
Child Dependency	41	▲	+36.7%	+11
Child in Need of Services/Supervision	11	▲	+175.0%	+7
Custody and Visitation	315	▲	+23.5%	+60
Delinquency	87	▼	+16.0%	+12
Juvenile Miscellaneous	6	▼	-89.3%	-50
New to Workload Study	0	▼	-100.0%	-5

* Compared to same time period as previous year
 9/12/2024 1:11:26PM

** Case Type Categories are defined in the 2017 Virginia Judicial Workload Assessment
 Source: SCV-SQL-Information

CPSS - JCMS CASELOAD STATISTICS OF THE JUVENILE & DOMESTIC RELATIONS DISTRICT COURTS
 January 2024 thru August 2024 Filings (Compared to January 2023 thru August 2023)

Other	125	▲	+5.9%	+7
Protective Orders	43	▲	-23.2%	-13
Support	96	▲	-12.7%	-14
Traffic	49	▲	+104.2%	+25
GRAND TOTAL	1,027	▲	3.4%	+34

2024 Overall GRAND TOTAL		Distribution of Caseload		Change*		Percentage (%) of Caseload		
494	+108 28.0%	Adult	231 47%	24.9% ▲	+46	Adult	47.9%	46.8%
2024		Juvenile	263 53%	30.8% ▲	+62	Juvenile	52.1%	53.2%
2023		GRAND TOTAL	494 100%	28.0% ▲	+108	GRAND TOTAL	100%	100%

Filings by Division & Code

Division	Case Type Description	Code	Summary	Change	% Change	Absolute Change
Adult	Misdemeanor	CM	72	▲	+50.0%	+24
	Other	OT	53	▲	+20.5%	+9
	Show Cause	SC	31	▲	+55.0%	+11
	Civil Support	VS	30	▼	-11.8%	-4
	Felony	CF	21	▲	+75.0%	+9
	Family Abuse - Protective Order	FP	17	▲	+41.7%	+5
	Capias	CA	6	▼	-33.3%	-3
	Motion - Protective Order	MP	1	↔		-
	Non-Family Abuse Protective Order	AP	0	▼	-100.0%	-2
	Remand Support	RS	0	▼	-100.0%	-3
	Total		231	▲	24.9%	+46
Juvenile	Custody Visitation	CV	139	▲	+71.6%	+58
	Misdemeanor	DM	59	▲	+34.1%	+15
	Traffic	T	30	▲	+25.0%	+6
	Abuse and Neglect	AN	13	▲	-	+13
	Felony	DF	5	▲	-	+5
	Truancy	TR	5	▼	-64.3%	-9
	Child In Need of Services	CS	3	▲	-	+3
	Status	ST	3	▼	-50.0%	-3
	Initial Foster Care	IF	2	↔		-
	Foster Care Review	FC	1	▼	-88.9%	-8
	Mental Commitment	MC	1	▲	-	+1
	Special Immigrant Juvenile Status	SI	1	▲	-	+1
	Temporary Detention Order	TD	1	▼	-50.0%	-1
	Family Abuse - Protective Order	FP	0	▼	-100.0%	-1
	Other	OT	0	▼	-100.0%	-3
	Paternity	PT	0	▼	-100.0%	-3
	Remand Custody	RC	0	▼	-100.0%	-6
	Remand Visitation	RV	0	▼	-100.0%	-6
	Total		263	▲	30.8%	+62
GRAND TOTAL			494	▲	28.0%	+108

Filings by Major Case Category**

Category	Summary	Change	% Change	Absolute Change
Adult Criminal	118	▲	+37.2%	+32
Child Dependency	16	▲	+45.5%	+5
Child in Need of Services/Supervision	8	▲	-42.9%	-6
Custody and Visitation	139	▼	+65.5%	+55
Delinquency	64	▲	+45.5%	+20
Juvenile Miscellaneous	3	▼	-50.0%	-3
New to Workload Study	1	▲	-	+1
Other	55	▲	-14.1%	-9
Protective Orders	18	▼	+12.5%	+2
Support	42	▲	+13.5%	+5
Traffic	30	▲	+25.0%	+6
GRAND TOTAL	494	▲	28.0%	+108

* Compared to same time period as previous year
 9/12/2024 1:11:26PM

** Case Type Categories are defined in the 2017 Virginia Judicial Workload Assessment
 Source: SCV-SQL-Information

