




2024 Overall GRAND TOTAL		Distribution of Caseload			Change*		Percentage (%) of Caseload		
36,234	-859 -2.3%	Adult	18,955	52%	-2.2% ▼	-426	Adult	2023 52.2%	2024 52.3%
2024 		Juvenile	17,279	48%	-2.4% ▼	-433	Juvenile	47.8%	47.7%
2023 		GRAND TOTAL	36,234	100%	-2.3% ▼	-859	GRAND TOTAL	100%	100%

Dispositions by Division & Code

Division	Case Type Description	Code	Summary	Change	% Change	Absolute Change
Adult	Misdemeanor	CM	4,511	▲	+0.5%	+21
	Civil Support	VS	3,336	▲	+0.3%	+11
	Other	OT	3,132	▼	-13.2%	-477
	Show Cause	SC	3,117	▼	-5.2%	-170
	Capias	CA	1,485	▲	+11.8%	+157
	Family Abuse - Protective Order	FP	1,296	▼	-2.1%	-28
	Felony	CF	1,269	▼	-4.0%	-53
	Remand Support	RS	405	▲	+70.2%	+167
	Motion - Protective Order	MP	162	▼	-12.9%	-24
	Non-Family Abuse Protective Order	AP	113	▲	+6.6%	+7
	Violation of Protective Order	PV	88	▼	-31.3%	-40
	Restricted License for Non-Support	SL	14	▲	+7.7%	+1
	Protective Order	PC	9	▼	-10.0%	-1
	Bond Forfeiture	BF	8	▼	-20.0%	-2
	Violation Family Abuse Protective Order	PS	5	↔		-
	Emergency Custody Order	EC	2	▲	-	+2
	Return of Desposit (Bondsman)	RD	2	▲	-	+2
	Criminal Support	CS	1	▲	-	+1
	Total		18,955	▼	-2.2%	-426
Juvenile	Custody Visitation	CV	9,283	▼	-11.2%	-1,166
	Misdemeanor	DM	1,753	▲	+13.7%	+211
	Traffic	T	845	▼	-8.7%	-81
	Felony	DF	642	▲	+17.4%	+95
	Remand Custody	RC	548	▲	+56.1%	+197
	Remand Visitation	RV	519	▲	+90.8%	+247
	Status	ST	485	▼	-7.1%	-37
	Abuse and Neglect	AN	406	▼	-15.2%	-73
	Permanency Planning	PH	399	▲	+21.6%	+71
	Foster Care Review	FC	353	▼	-5.6%	-21
	Paternity	PT	289	▼	-18.1%	-64
	Truancy	TR	220	▲	+29.4%	+50
	Initial Foster Care	IF	172	▲	+12.4%	+19
	Motion - Protective Order	MP	148	▼	-20.9%	-39
	Show Cause	SC	135	▲	+17.4%	+20
	Terminate Parental Rights	TP	135	▲	+43.6%	+41
	Non-Family Abuse Protective Order	AP	129	↔		-
	Special Immigrant Juvenile Status	SI	124	▲	+153.1%	+75
	Child In Need of Services	CS	121	▲	+10.0%	+11
	Temporary Detention Order	TD	120	▲	+2.6%	+3
	Civil Violation	CI	81	▲	+138.2%	+47
	Mental Commitment	MC	64	▼	-22.9%	-19
	Emergency Custody Order	EC	63	▲	+21.2%	+11
	Other	OT	53	▼	-38.4%	-33
	Voluntary Continuing Services and Support Agreem	VA	53	▲	+8.2%	+4
	Capias	CA	43	▲	+43.3%	+13
	Child at Risk	RI	30	▲	+25.0%	+6
	Entrustment	ET	30	▲	+114.3%	+16
	Relief of Custody	CR	16	▼	-15.8%	-3
	Family Abuse - Protective Order	FP	9	▲	+200.0%	+6
	Emancipation	EP	4	▼	-20.0%	-1
	Juvenile Support	JS	2	▲	+100.0%	+1
	Qualified Residential Treatment	QR	2	▼	-95.0%	-38
	Violation Family Abuse Protective Order	PS	2	▲	+100.0%	+1

* Compared to same time period as previous year

** Case Type Categories are defined in the 2017 Virginia Judicial Workload Assessment

			Summary	Change	% Change	Absolute Change
Juvenile	Restricted Operators License	RL	1	▲	-	+1
	Protective Order	PC	0	▼	-100.0%	-2
	Restoration of Parental Rights	RR	0	▼	-100.0%	-2
	Total		17,279	▼	-2.4%	-433
GRAND TOTAL			36,234	▼	-2.3%	-859

Dispositions by Major Case Category**

Category	Summary	Change	% Change	Absolute Change
Adult Criminal	9,219	▼	+1.5%	+136
Child Dependency	1,596	▲	+1.4%	+22
Child in Need of Services/Supervision	369	▲	+26.8%	+78
Custody and Visitation	9,574	▲	-11.4%	-1,229
Delinquency	2,545	▲	+14.4%	+320
Juvenile Miscellaneous	490	▼	-7.2%	-38
New to Workload Study	205	▲	+147.0%	+122
Other	4,907	▲	+2.0%	+98
Protective Orders	1,857	▲	-4.0%	-78
Support	4,626	▲	-4.3%	-210
Traffic	846	▲	-8.6%	-80
GRAND TOTAL	36,234	▼	-2.3%	-859

* Compared to same time period as previous year
 2/15/2024 10:11:50AM

** Case Type Categories are defined in the 2017 Virginia Judicial Workload Assessment
 Source: SCV-SQL-Information

2024 Overall GRAND TOTAL		Distribution of Caseload		Change*		Percentage (%) of Caseload			
1,250	-102 -7.5%	Adult	755	60%	5.2% ▲	+37	Adult	53.1%	60.4%
2024		Juvenile	495	40%	-21.9% ▼	-139	Juvenile	46.9%	39.6%
2023		GRAND TOTAL	1,250	100%	-7.5% ▼	-102	GRAND TOTAL	100%	100%

Dispositions by Division & Code

Division	Case Type Description	Code	Summary	Change	% Change	Absolute Change
Adult	Misdemeanor	CM	174	▲	+30.8%	+41
	Civil Support	VS	139	▼	-12.0%	-19
	Show Cause	SC	129	▼	-8.5%	-12
	Other	OT	105	▲	+4.0%	+4
	Capias	CA	70	▲	+55.6%	+25
	Family Abuse - Protective Order	FP	46	↔		-
	Remand Support	RS	41	▲	+10.8%	+4
	Felony	CF	38	▼	-24.0%	-12
	Non-Family Abuse Protective Order	AP	7	▲	+40.0%	+2
	Motion - Protective Order	MP	3	▲	+200.0%	+2
	Violation of Protective Order	PV	2	▲	+100.0%	+1
	Restricted License for Non-Support	SL	1	▲	-	+1
	Total			755	▲	5.2%
Juvenile	Custody Visitation	CV	342	▼	-32.3%	-163
	Misdemeanor	DM	33	▲	+106.3%	+17
	Remand Custody	RC	23	▼	-20.7%	-6
	Remand Visitation	RV	14	▼	-36.4%	-8
	Felony	DF	13	▼	-23.5%	-4
	Truancy	TR	12	▲	-	+12
	Traffic	T	11	▲	+120.0%	+6
	Paternity	PT	9	↔		-
	Show Cause	SC	8	▲	-	+8
	Motion - Protective Order	MP	6	▲	+100.0%	+3
	Non-Family Abuse Protective Order	AP	5	▼	-16.7%	-1
	Abuse and Neglect	AN	4	▼	-33.3%	-2
	Child In Need of Services	CS	3	▲	-	+3
	Other	OT	3	▼	-40.0%	-2
	Civil Violation	CI	2	▲	-	+2
	Permanency Planning	PH	2	▼	-33.3%	-1
	Emergency Custody Order	EC	1	▼	-50.0%	-1
	Initial Foster Care	IF	1	↔		-
	Mental Commitment	MC	1	↔		-
	Status	ST	1	▲	-	+1
	Temporary Detention Order	TD	1	▼	-50.0%	-1
	Capias	CA	0	▼	-100.0%	-1
	Relief of Custody	CR	0	▼	-100.0%	-1
Total			495	▼	-21.9%	-139
GRAND TOTAL			1,250	▼	-7.5%	-102

Dispositions by Major Case Category**

Category	Summary	Change	% Change	Absolute Change
Adult Criminal	367	▲	+17.3%	+54
Child Dependency	7	▼	-36.4%	-4
Child in Need of Services/Supervision	16	▲	-	+16
Custody and Visitation	351	▼	-31.8%	-164
Delinquency	53	▲	+60.6%	+20
Juvenile Miscellaneous	1	▲	-	+1
New to Workload Study	2	▲	-	+2

* Compared to same time period as previous year
 2/15/2024 10:11:50AM

** Case Type Categories are defined in the 2017 Virginia Judicial Workload Assessment
 Source: SCV-SQL-Information

Other	189	▲	-5.0%	-10
Protective Orders	67	▲	+9.8%	+6
Support	186	▲	-13.5%	-29
Traffic	11	▲	+120.0%	+6
GRAND TOTAL	1,250	▼	-7.5%	-102

2024 Overall GRAND TOTAL		Distribution of Caseload		Change*		Percentage (%) of Caseload			
2,823	+757 36.6%	Adult	1,336	47%	20.0% ▲	+223	Adult	53.9%	47.3%
2024		Juvenile	1,487	53%	56.0% ▲	+534	Juvenile	46.1%	52.7%
		GRAND TOTAL	2,823	100%	36.6% ▲	+757	GRAND TOTAL	100%	100%

Dispositions by Division & Code

Division	Case Type Description	Code	Summary	Change	% Change	Absolute Change	
Adult	Misdemeanor	CM	245	▲	+12.4%	+27	
	Show Cause	SC	229	▲	+15.7%	+31	
	Civil Support	VS	228	▼	-6.9%	-17	
	Remand Support	RS	215	▲	+1,094.4%	+197	
	Other	OT	184	▼	-24.9%	-61	
	Capias	CA	90	▲	+52.5%	+31	
	Family Abuse - Protective Order	FP	75	▲	+10.3%	+7	
	Felony	CF	48	▼	-7.7%	-4	
	Motion - Protective Order	MP	12	▲	+50.0%	+4	
	Non-Family Abuse Protective Order	AP	7	▲	+600.0%	+6	
	Violation of Protective Order	PV	2	▲	+100.0%	+1	
	Bond Forfeiture	BF	1	▲	-	+1	
		Total		1,336	▲	20.0%	+223
Juvenile	Custody Visitation	CV	604	▼	-0.2%	-1	
	Remand Custody	RC	292	▲	+841.9%	+261	
	Remand Visitation	RV	286	▲	+853.3%	+256	
	Misdemeanor	DM	87	▲	+27.9%	+19	
	Traffic	T	42	▼	-8.7%	-4	
	Motion - Protective Order	MP	39	▲	+8.3%	+3	
	Felony	DF	36	▲	+38.5%	+10	
	Permanency Planning	PH	18	▲	+20.0%	+3	
	Paternity	PT	17	▲	+325.0%	+13	
	Abuse and Neglect	AN	12	▼	-70.7%	-29	
	Show Cause	SC	11	▲	+10.0%	+1	
	Foster Care Review	FC	9	▲	+50.0%	+3	
	Non-Family Abuse Protective Order	AP	7	↔	-	-	
	Truancy	TR	5	▲	+400.0%	+4	
	Initial Foster Care	IF	4	▼	-42.9%	-3	
	Terminate Parental Rights	TP	4	▲	+300.0%	+3	
	Status	ST	3	▲	-40.0%	-2	
	Civil Violation	CI	2	↔	-	-	
	Other	OT	2	▼	-50.0%	-2	
	Capias	CA	1	↔	-	-	
	Child In Need of Services	CS	1	▼	-50.0%	-1	
	Entrustment	ET	1	↔	-	-	
	Family Abuse - Protective Order	FP	1	▲	-	+1	
	Relief of Custody	CR	1	▲	-	+1	
	Special Immigrant Juvenile Status	SI	1	▲	-	+1	
	Temporary Detention Order	TD	1	↔	-	-	
	Emancipation	EP	0	▼	-100.0%	-1	
	Mental Commitment	MC	0	▼	-100.0%	-1	
	Qualified Residential Treatment	QR	0	▼	-100.0%	-1	
		Total		1,487	▲	56.0%	+534
	GRAND TOTAL			2,823	▲	36.6%	+757

Dispositions by Major Case Category**

Category	Summary	Change	% Change	Absolute Change
Adult Criminal	545	▲	+16.0%	+75
Child Dependency	49	▲	-31.9%	-23

* Compared to same time period as previous year
 2/15/2024 10:11:50AM

** Case Type Categories are defined in the 2017 Virginia Judicial Workload Assessment
 Source: SCV-SQL-Information

Child in Need of Services/Supervision	13	▲	+333.3%	+10
Custody and Visitation	621	▲	+2.0%	+12
Delinquency	128	▲	+21.9%	+23
Juvenile Miscellaneous	3	▲	-50.0%	-3
New to Workload Study	3	▲	+50.0%	+1
Other	980	▲	+197.0%	+650
Protective Orders	141	▲	+17.5%	+21
Support	298	▲	-1.7%	-5
Traffic	42	▼	-8.7%	-4
GRAND TOTAL	2,823	▲	36.6%	+757

2024 Overall GRAND TOTAL		Distribution of Caseload			Change*		Percentage (%) of Caseload			
839	-51 -5.7%	Adult	509	61%	-10.9% ▼	-62	Adult	64.2%	2023	2024
2024		Juvenile	330	39%	3.4% ▲	+11	Juvenile	35.8%	60.7%	39.3%
2023		GRAND TOTAL	839	100%	-5.7% ▼	-51	GRAND TOTAL	100%	100%	100%

Dispositions by Division & Code

Division	Case Type Description	Code	Summary	Change	% Change	Absolute Change
Adult	Show Cause	SC	123	▲	-0.8%	-1
	Civil Support	VS	104	▼	-7.1%	-8
	Other	OT	82	▼	-19.6%	-20
	Misdemeanor	CM	77	▼	-36.4%	-44
	Capias	CA	52	▲	+15.6%	+7
	Family Abuse - Protective Order	FP	22	▼	-26.7%	-8
	Felony	CF	22	▼	-4.3%	-1
	Non-Family Abuse Protective Order	AP	11	▲	+266.7%	+8
	Remand Support	RS	10	▲	+150.0%	+6
	Motion - Protective Order	MP	4	▼	-42.9%	-3
	Bond Forfeiture	BF	1	▲	-	+1
	Restricted License for Non-Support	SL	1	▲	-	+1
	Total			509	▼	-10.9%
Juvenile	Custody Visitation	CV	232	▲	+0.9%	+2
	Misdemeanor	DM	23	▼	-11.5%	-3
	Felony	DF	18	▲	+63.6%	+7
	Remand Custody	RC	13	▲	+44.4%	+4
	Remand Visitation	RV	13	▲	+44.4%	+4
	Status	ST	7	▲	-	+7
	Traffic	T	6	▲	+50.0%	+2
	Permanency Planning	PH	4	▲	+300.0%	+3
	Civil Violation	CI	3	▲	+200.0%	+2
	Emergency Custody Order	EC	2	▲	-	+2
	Family Abuse - Protective Order	FP	2	▲	-	+2
	Foster Care Review	FC	2	▲	+100.0%	+1
	Terminate Parental Rights	TP	2	▲	-	+2
	Non-Family Abuse Protective Order	AP	1	▼	-87.5%	-7
	Paternity	PT	1	▼	-91.7%	-11
	Show Cause	SC	1	↔	-	-
	Abuse and Neglect	AN	0	▼	-100.0%	-1
	Initial Foster Care	IF	0	▼	-100.0%	-1
	Mental Commitment	MC	0	▼	-100.0%	-1
	Other	OT	0	▼	-100.0%	-3
Total			330	▲	3.4%	+11
GRAND TOTAL			839	▼	-5.7%	-51

Dispositions by Major Case Category**

Category	Summary	Change	% Change	Absolute Change
Adult Criminal	234	▲	-15.2%	-42
Child Dependency	8	▲	+100.0%	+4
Custody and Visitation	233	▼	-3.7%	-9
Delinquency	42	▲	+10.5%	+4
Juvenile Miscellaneous	7	▲	-	+7
New to Workload Study	3	▲	+200.0%	+2
Other	120	▲	-6.3%	-8
Protective Orders	40	▲	-16.7%	-8
Support	146	▲	-2.0%	-3
Traffic	6	▲	+50.0%	+2

* Compared to same time period as previous year
 2/15/2024 10:11:50AM

** Case Type Categories are defined in the 2017 Virginia Judicial Workload Assessment
 Source: SCV-SQL-Information

GRAND TOTAL

839



-5.7%

-51

2024 Overall GRAND TOTAL		Distribution of Caseload			Change*		Percentage (%) of Caseload		
1,505 +70 4.9% 	2024 2023	Adult	936	62%	27.9% ▲	+204	Adult	51.0%	62.2%
		Juvenile	569	38%	-19.1% ▼	-134	Juvenile	49.0%	37.8%
GRAND TOTAL		1,505	100%	4.9% ▲	+70	GRAND TOTAL	100%	100%	

Dispositions by Division & Code

Division	Case Type Description	Code	Summary	Change	% Change	Absolute Change
Adult	Misdemeanor	CM	248	▲	+45.0%	+77
	Show Cause	SC	177	▲	+65.4%	+70
	Other	OT	162	▲	+20.9%	+28
	Civil Support	VS	154	▲	+23.2%	+29
	Capias	CA	90	▲	+50.0%	+30
	Family Abuse - Protective Order	FP	50	▲	+2.0%	+1
	Felony	CF	43	▼	-31.7%	-20
	Motion - Protective Order	MP	4	▼	-33.3%	-2
	Non-Family Abuse Protective Order	AP	4	▼	-60.0%	-6
	Remand Support	RS	3	↔		-
	Protective Order	PC	1	↔		-
	Bond Forfeiture	BF	0	▼	-100.0%	-1
	Violation of Protective Order	PV	0	▼	-100.0%	-2
Total			936	▲	27.9%	+204
Juvenile	Custody Visitation	CV	331	▼	-15.1%	-59
	Felony	DF	39	▲	+21.9%	+7
	Misdemeanor	DM	30	▼	-42.3%	-22
	Foster Care Review	FC	25	▲	+13.6%	+3
	Abuse and Neglect	AN	19	▼	-74.7%	-56
	Paternity	PT	18	▲	+20.0%	+3
	Mental Commitment	MC	13	▲	+44.4%	+4
	Non-Family Abuse Protective Order	AP	12	▼	-29.4%	-5
	Status	ST	12	▼	-7.7%	-1
	Permanency Planning	PH	10	▼	-28.6%	-4
	Traffic	T	10	▲	+100.0%	+5
	Other	OT	8	▼	-42.9%	-6
	Emergency Custody Order	EC	5	▲	+400.0%	+4
	Initial Foster Care	IF	5	▼	-72.2%	-13
	Remand Custody	RC	5	▼	-16.7%	-1
	Remand Visitation	RV	5	▼	-16.7%	-1
	Show Cause	SC	5	▲	+400.0%	+4
	Child In Need of Services	CS	4	▲	+300.0%	+3
	Motion - Protective Order	MP	4	↔		-
	Temporary Detention Order	TD	4	▲	+33.3%	+1
	Relief of Custody	CR	2	▼	-50.0%	-2
	Terminate Parental Rights	TP	2	▲	-	+2
	Voluntary Continuing Services and Support Agree	VA	1	▲	-	+1
	Capias	CA	0	▼	-100.0%	-1
Total			569	▼	-19.1%	-134
GRAND TOTAL			1,505	▲	4.9%	+70

Dispositions by Major Case Category**

Category	Summary	Change	% Change	Absolute Change
Adult Criminal	490	▼	+39.6%	+139
Child Dependency	64	▲	-51.9%	-69
Child in Need of Services/Supervision	5	▲	+150.0%	+3
Custody and Visitation	349	▲	-13.8%	-56
Delinquency	73	▲	-14.1%	-12

* Compared to same time period as previous year
 2/15/2024 10:11:50AM

** Case Type Categories are defined in the 2017 Virginia Judicial Workload Assessment
 Source: SCV-SQL-Information

CPSS - JCMS CASELOAD STATISTICS OF THE JUVENILE & DOMESTIC RELATIONS DISTRICT COURTS
 January 2024 thru January 2024 Dispositions (Compared to January 2023 thru January 2023)

Juvenile Miscellaneous	12	▼	-7.7%	-1
Other	205	▲	+16.5%	+29
Protective Orders	74	▼	-14.0%	-12
Support	223	▲	+24.6%	+44
Traffic	10	▲	+100.0%	+5
GRAND TOTAL	1,505	▲	4.9%	+70

2024 Overall GRAND TOTAL		Distribution of Caseload		Change*		Percentage (%) of Caseload			
62	-6 -8.8%	Adult	34 55%	-15.0%	▼	-6	Adult	58.8%	54.8%
2024		Juvenile	28 45%	0.0%	↔	0	Juvenile	41.2%	45.2%
2023		GRAND TOTAL	62 100%	-8.8%	▼	-6	GRAND TOTAL	100%	100%

Dispositions by Division & Code

Division	Case Type Description	Code	Summary	Change	% Change	Absolute Change
Adult	Misdemeanor	CM	14	▲	+55.6%	+5
	Other	OT	8	▼	-27.3%	-3
	Show Cause	SC	5	▲	+150.0%	+3
	Civil Support	VS	4	▼	-60.0%	-6
	Capias	CA	2	▼	-33.3%	-1
	Felony	CF	1	▲	-	+1
	Family Abuse - Protective Order	FP	0	▼	-100.0%	-2
	Motion - Protective Order	MP	0	▼	-100.0%	-1
	Remand Support	RS	0	▼	-100.0%	-2
	Total			34	▼	-15.0%
Juvenile	Custody Visitation	CV	18	▲	+157.1%	+11
	Felony	DF	2	↔	-	-
	Misdemeanor	DM	2	▼	-33.3%	-1
	Non-Family Abuse Protective Order	AP	2	▲	-	+2
	Foster Care Review	FC	1	▼	-83.3%	-5
	Other	OT	1	▲	-	+1
	Paternity	PT	1	▲	-	+1
	Permanency Planning	PH	1	▲	-	+1
	Qualified Residential Treatment	QR	0	▼	-100.0%	-1
	Remand Custody	RC	0	▼	-100.0%	-2
	Remand Visitation	RV	0	▼	-100.0%	-2
	Traffic	T	0	▼	-100.0%	-5
	Total			28		0.0%
GRAND TOTAL			62	▼	-8.8%	-6

Dispositions by Major Case Category**

Category	Summary	Change	% Change	Absolute Change
Adult Criminal	22	▲	+100.0%	+11
Child Dependency	2	▲	-71.4%	-5
Custody and Visitation	19	▲	+171.4%	+12
Delinquency	4	▼	-20.0%	-1
Other	9	▲	-47.1%	-8
Protective Orders	2	▲	-33.3%	-1
Support	4	▼	-69.2%	-9
Traffic	0	▼	-100.0%	-5
GRAND TOTAL		62	▼	-8.8%

* Compared to same time period as previous year
 2/15/2024 10:11:50AM

** Case Type Categories are defined in the 2017 Virginia Judicial Workload Assessment
 Source: SCV-SQL-Information

2024 Overall GRAND TOTAL		Distribution of Caseload		Change*		Percentage (%) of Caseload		
175 +44 33.6% 	Adult Juvenile GRAND TOTAL	91	52%	44.4% ▲	+28	Adult Juvenile GRAND TOTAL	2023 48.1% 51.9% 100%	2024 52.0% 48.0% 100%
		175	100%	33.6% ▲	+44	100%	100%	

Dispositions by Division & Code

Division	Case Type Description	Code	Summary	Change	% Change	Absolute Change
Adult	Misdemeanor	CM	23	▲	+155.6%	+14
	Show Cause	SC	19	▲	+35.7%	+5
	Civil Support	VS	15	▼	-11.8%	-2
	Other	OT	13	▲	+18.2%	+2
	Family Abuse - Protective Order	FP	12	▲	+300.0%	+9
	Felony	CF	6	▲	+500.0%	+5
	Capias	CA	1	▼	-85.7%	-6
	Motion - Protective Order	MP	1	▲	-	+1
	Remand Support	RS	1	↔	-	-
		Total		91	▲	44.4%
Juvenile	Custody Visitation	CV	60	▲	+3.4%	+2
	Traffic	T	7	▲	+40.0%	+2
	Misdemeanor	DM	4	▲	-	+4
	Terminate Parental Rights	TP	4	▲	-	+4
	Paternity	PT	3	▲	-	+3
	Emergency Custody Order	EC	1	▲	-	+1
	Remand Custody	RC	1	↔	-	-
	Remand Visitation	RV	1	↔	-	-
	Show Cause	SC	1	▲	-	+1
	Status	ST	1	↔	-	-
	Truancy	TR	1	▲	-	+1
	Abuse and Neglect	AN	0	▼	-100.0%	-1
	Child In Need of Services	CS	0	▼	-100.0%	-1
		Total		84	▲	23.5%
GRAND TOTAL			175	▲	33.6%	+44

Dispositions by Major Case Category**

Category	Summary	Change	% Change	Absolute Change	
Adult Criminal	45	▲	+66.7%	+18	
Child Dependency	4	▲	+300.0%	+3	
Child in Need of Services/Supervision	1	▲	-	0	
Custody and Visitation	63	▲	+8.6%	+5	
Delinquency	5	▲	-	+5	
Juvenile Miscellaneous	1	↔	-	0	
Other	17	▲	+21.4%	+3	
Protective Orders	13	▲	+333.3%	+10	
Support	19	▼	-9.5%	-2	
Traffic	7	▲	+40.0%	+2	
GRAND TOTAL		175	▲	33.6%	+44

* Compared to same time period as previous year
 2/15/2024 10:11:50AM

** Case Type Categories are defined in the 2017 Virginia Judicial Workload Assessment
 Source: SCV-SQL-Information

2024 Overall GRAND TOTAL		Distribution of Caseload		Change*		Percentage (%) of Caseload			
64	+14 28.0%	Adult	35	55%	25.0% ▲	+7	Adult	56.0%	54.7%
2024	↑	Juvenile	29	45%	31.8% ▲	+7	Juvenile	44.0%	45.3%
2023		GRAND TOTAL	64	100%	28.0% ▲	+14	GRAND TOTAL	100%	100%

Dispositions by Division & Code

Division	Case Type Description	Code	Summary	Change	% Change	Absolute Change
Adult	Misdemeanor	CM	10	▲	+100.0%	+5
	Civil Support	VS	7	▲	+16.7%	+1
	Show Cause	SC	7	▲	+133.3%	+4
	Other	OT	4	↔		-
	Capias	CA	2	▼	-50.0%	-2
	Family Abuse - Protective Order	FP	2	↔		-
	Felony	CF	1	▼	-50.0%	-1
	Remand Support	RS	1	↔		-
	Violation of Protective Order	PV	1	↔		-
	Total			35	▲	25.0%
Juvenile	Custody Visitation	CV	17	▲	+30.8%	+4
	Misdemeanor	DM	5	▲	-	+5
	Remand Custody	RC	2	↔		-
	Remand Visitation	RV	2	↔		-
	Felony	DF	1	▲	-	+1
	Paternity	PT	1	▲	-	+1
	Traffic	T	1	▼	-66.7%	-2
	Emergency Custody Order	EC	0	▼	-100.0%	-1
	Temporary Detention Order	TD	0	▼	-100.0%	-1
Total			29	▲	31.8%	+7
GRAND TOTAL			64	▲	28.0%	+14

Dispositions by Major Case Category**

Category	Summary	Change	% Change	Absolute Change
Adult Criminal	18	▲	+38.5%	+5
Custody and Visitation	18	▲	+38.5%	+5
Delinquency	6	▲	-	+6
Other	9	▼	-18.2%	-2
Protective Orders	2	↔		0
Support	10	▲	+25.0%	+2
Traffic	1	▼	-66.7%	-2
GRAND TOTAL	64	▲	28.0%	+14

* Compared to same time period as previous year
 2/15/2024 10:11:50AM

** Case Type Categories are defined in the 2017 Virginia Judicial Workload Assessment
 Source: SCV-SQL-Information

2024 Overall GRAND TOTAL		Distribution of Caseload		Change*		Percentage (%) of Caseload			
510 -320 -38.6% 		Adult	296	58%	-46.8% ▼	-260	Adult	67.0%	58.0%
		Juvenile	214	42%	-21.9% ▼	-60	Juvenile	33.0%	42.0%
		GRAND TOTAL	510	100%	-38.6% ▼	-320	GRAND TOTAL	100%	100%

Dispositions by Division & Code

Division	Case Type Description	Code	Summary	Change	% Change	Absolute Change
Adult	Civil Support	VS	98	▲	+50.8%	+33
	Show Cause	SC	50	▼	-30.6%	-22
	Misdemeanor	CM	45	▼	-18.2%	-10
	Other	OT	34	▼	-87.7%	-243
	Capias	CA	28	▲	+64.7%	+11
	Family Abuse - Protective Order	FP	19	▼	-9.5%	-2
	Felony	CF	10	▼	-28.6%	-4
	Remand Support	RS	9	▼	-74.3%	-26
	Motion - Protective Order	MP	3	▲	-	+3
		Total		296	▼	-46.8%
Juvenile	Custody Visitation	CV	114	▼	-14.3%	-19
	Misdemeanor	DM	34	▲	+161.5%	+21
	Remand Custody	RC	12	▼	-68.4%	-26
	Remand Visitation	RV	12	▼	-67.6%	-25
	Felony	DF	9	▲	+800.0%	+8
	Status	ST	6	▲	+20.0%	+1
	Paternity	PT	5	▼	-44.4%	-4
	Emergency Custody Order	EC	4	▲	-	+4
	Non-Family Abuse Protective Order	AP	4	▲	+100.0%	+2
	Traffic	T	4	↔	-	-
	Relief of Custody	CR	3	▲	-	+3
	Capias	CA	2	▲	-	+2
	Show Cause	SC	2	▲	-	+2
	Temporary Detention Order	TD	2	▲	+100.0%	+1
	Permanency Planning	PH	1	▼	-85.7%	-6
	Foster Care Review	FC	0	▼	-100.0%	-2
	Mental Commitment	MC	0	▼	-100.0%	-1
	Other	OT	0	▼	-100.0%	-18
	Voluntary Continuing Services and Support Agreem	VA	0	▼	-100.0%	-3
		Total		214	▼	-21.9%
GRAND TOTAL			510	▼	-38.6%	-320

Dispositions by Major Case Category**

Category	Summary	Change	% Change	Absolute Change	
Adult Criminal	108	▼	-20.0%	-27	
Child Dependency	4	▲	-66.7%	-8	
Child in Need of Services/Supervision	1	▲	-	+1	
Custody and Visitation	119	▼	-16.2%	-23	
Delinquency	46	▲	+228.6%	+32	
Juvenile Miscellaneous	6	▲	+20.0%	+1	
Other	73	▲	-82.1%	-334	
Protective Orders	26	▲	+13.0%	+3	
Support	123	▲	+39.8%	+35	
Traffic	4	↔	-	0	
GRAND TOTAL		510	▼	-38.6%	-320

* Compared to same time period as previous year
 2/15/2024 10:11:50AM

** Case Type Categories are defined in the 2017 Virginia Judicial Workload Assessment
 Source: SCV-SQL-Information

2024 Overall GRAND TOTAL		Distribution of Caseload		Change*		Percentage (%) of Caseload			
78	+17 27.9%	Adult	48	62%	84.6% ▲	+22	Adult	42.6%	61.5%
2024	↑	Juvenile	30	38%	-14.3% ▼	-5	Juvenile	57.4%	38.5%
2023		GRAND TOTAL	78	100%	27.9% ▲	+17	GRAND TOTAL	100%	100%

Dispositions by Division & Code

Division	Case Type Description	Code	Summary	Change	% Change	Absolute Change
Adult	Misdemeanor	CM	31	▲	+210.0%	+21
	Other	OT	5	▲	+150.0%	+3
	Felony	CF	4	▲	+300.0%	+3
	Civil Support	VS	3	↔		-
	Show Cause	SC	3	▲	+50.0%	+1
	Capias	CA	2	▲	-	+2
	Family Abuse - Protective Order	FP	0	▼	-100.0%	-7
	Motion - Protective Order	MP	0	▼	-100.0%	-1
	Total		48	▲	84.6%	+22
Juvenile	Custody Visitation	CV	18	▼	-21.7%	-5
	Misdemeanor	DM	5	▼	-44.4%	-4
	Paternity	PT	2	▲	-	+2
	Permanency Planning	PH	2	▲	-	+2
	Traffic	T	2	▲	+100.0%	+1
	Abuse and Neglect	AN	1	▲	-	+1
	Felony	DF	0	▼	-100.0%	-2
	Total		30	▼	-14.3%	-5
GRAND TOTAL			78	▲	27.9%	+17

Dispositions by Major Case Category**

Category	Summary	Change	% Change	Absolute Change
Adult Criminal	39	▲	+200.0%	+26
Child Dependency	3	▲	-	+3
Custody and Visitation	20	▲	-13.0%	-3
Delinquency	5	▼	-54.5%	-6
Other	5	▲	+150.0%	+3
Protective Orders	0	▼	-100.0%	-8
Support	4	▲	+33.3%	+1
Traffic	2	▲	+100.0%	+1
GRAND TOTAL	78	▲	27.9%	+17

* Compared to same time period as previous year
 2/15/2024 10:11:50AM

** Case Type Categories are defined in the 2017 Virginia Judicial Workload Assessment
 Source: SCV-SQL-Information

2024 Overall GRAND TOTAL		Distribution of Caseload		Change*		Percentage (%) of Caseload		
50	-8 -13.8%	Adult	27 54%	3.8% ▲	+1	Adult	2023 44.8%	2024 54.0%
2024		Juvenile	23 46%	-28.1% ▼	-9	Juvenile	55.2%	46.0%
2023		GRAND TOTAL	50 100%	-13.8% ▼	-8	GRAND TOTAL	100%	100%

Dispositions by Division & Code

Division	Case Type Description	Code	Summary	Change	% Change	Absolute Change
Adult	Misdemeanor	CM	9	▲	+200.0%	+6
	Show Cause	SC	7	▼	-12.5%	-1
	Other	OT	5	▼	-28.6%	-2
	Capias	CA	3	▲	-	+3
	Civil Support	VS	3	▼	-25.0%	-1
	Family Abuse - Protective Order	FP	0	▼	-100.0%	-4
	Total			27	▲	3.8%
Juvenile	Custody Visitation	CV	16	▼	-15.8%	-3
	Misdemeanor	DM	4	▼	-20.0%	-1
	Paternity	PT	2	▼	-33.3%	-1
	Voluntary Continuing Services and Support Agree	VA	1	▲	-	+1
	Child In Need of Services	CS	0	▼	-100.0%	-1
	Permanency Planning	PH	0	▼	-100.0%	-1
	Temporary Detention Order	TD	0	▼	-100.0%	-1
	Traffic	T	0	▼	-100.0%	-1
	Truancy	TR	0	▼	-100.0%	-1
	Total			23	▼	-28.1%
GRAND TOTAL			50	▼	-13.8%	-8

Dispositions by Major Case Category**

Category	Summary	Change	% Change	Absolute Change
Adult Criminal	13	▲	+85.7%	+6
Child Dependency	1	▲	-	0
Child in Need of Services/Supervision	0	▼	-100.0%	-2
Custody and Visitation	18	▼	-18.2%	-4
Delinquency	4	▼	-20.0%	-1
Other	5	▼	-37.5%	-3
Protective Orders	0	▼	-100.0%	-4
Support	9	▲	+12.5%	+1
Traffic	0	▼	-100.0%	-1
GRAND TOTAL	50	▼	-13.8%	-8

* Compared to same time period as previous year
 2/15/2024 10:11:50AM

** Case Type Categories are defined in the 2017 Virginia Judicial Workload Assessment
 Source: SCV-SQL-Information

2024 Overall GRAND TOTAL		Distribution of Caseload			Change*		Percentage (%) of Caseload		
<p>2024: 39 2023: 20 Change: +19</p>	95.0%	Adult	16	41%	14.3% ▲	+2	Adult	2023: 70.0%	2024: 41.0%
		Juvenile	23	59%	283.3% ▲	+17	Juvenile	30.0%	59.0%
GRAND TOTAL		39	100%	95.0% ▲	+19	GRAND TOTAL	100%	100%	

Dispositions by Division & Code

Division	Case Type Description	Code	Summary	Change	% Change	Absolute Change
Adult	Other	OT	9	▲	+350.0%	+7
	Civil Support	VS	2	↔	-	-
	Misdemeanor	CM	2	▲	+100.0%	+1
	Capias	CA	1	▼	-83.3%	-5
	Family Abuse - Protective Order	FP	1	▲	-	+1
	Show Cause	SC	1	▼	-66.7%	-2
	Total			16	▲	14.3%
Juvenile	Custody Visitation	CV	10	▲	-	+10
	Felony	DF	5	▲	-	+5
	Emergency Custody Order	EC	2	▲	+100.0%	+1
	Foster Care Review	FC	2	▲	-	+2
	Temporary Detention Order	TD	2	▲	-	+2
	Misdemeanor	DM	1	▼	-66.7%	-2
	Truancy	TR	1	▲	-	+1
	Show Cause	SC	0	▼	-100.0%	-1
	Traffic	T	0	▼	-100.0%	-1
	Total			23	▲	283.3%
GRAND TOTAL			39	▲	95.0%	+19

Dispositions by Major Case Category**

Category	Summary	Change	% Change	Absolute Change
Adult Criminal	4	↔	-20.0%	-1
Child Dependency	2	▲	-	+2
Child in Need of Services/Supervision	1	▲	-	+1
Custody and Visitation	10	▲	-	+10
Delinquency	6	▲	+50.0%	+2
Other	13	▲	+333.3%	+10
Protective Orders	1	▲	-	+1
Support	2	▼	-71.4%	-5
Traffic	0	▼	-100.0%	-1
GRAND TOTAL	39	▲	95.0%	+19

* Compared to same time period as previous year
 2/15/2024 10:11:50AM

** Case Type Categories are defined in the 2017 Virginia Judicial Workload Assessment
 Source: SCV-SQL-Information

2024 Overall GRAND TOTAL		Distribution of Caseload		Change*		Percentage (%) of Caseload			
187 -4 -2.1% 		Adult	107	57%	7.0% ▲	+7	Adult	52.4%	57.2%
		Juvenile	80	43%	-12.1% ▼	-11	Juvenile	47.6%	42.8%
		GRAND TOTAL	187	100%	-2.1% ▼	-4	GRAND TOTAL	100%	100%

Dispositions by Division & Code

Division	Case Type Description	Code	Summary	Change	% Change	Absolute Change
Adult	Misdemeanor	CM	27	▲	+28.6%	+6
	Other	OT	21	▲	+61.5%	+8
	Civil Support	VS	18	▲	+5.9%	+1
	Family Abuse - Protective Order	FP	14	▲	+180.0%	+9
	Show Cause	SC	14	▼	-44.0%	-11
	Felony	CF	7	▲	+133.3%	+4
	Capias	CA	5	▲	-58.3%	-7
	Bond Forfeiture	BF	1	▲	-	+1
	Motion - Protective Order	MP	0	▼	-100.0%	-3
	Violation of Protective Order	PV	0	▼	-100.0%	-1
		Total		107	▲	7.0%
Juvenile	Custody Visitation	CV	47	▼	-19.0%	-11
	Traffic	T	6	▲	+200.0%	+4
	Felony	DF	5	▲	+66.7%	+2
	Abuse and Neglect	AN	4	▲	+300.0%	+3
	Initial Foster Care	IF	4	▲	+300.0%	+3
	Foster Care Review	FC	3	▼	-25.0%	-1
	Terminate Parental Rights	TP	3	▲	-	+3
	Misdemeanor	DM	2	▼	-85.7%	-12
	Relief of Custody	CR	2	▲	-	+2
	Emergency Custody Order	EC	1	↔	-	-
	Paternity	PT	1	▲	-	+1
	Temporary Detention Order	TD	1	▲	-	+1
	Truancy	TR	1	▲	-	+1
	Non-Family Abuse Protective Order	AP	0	▼	-100.0%	-2
	Special Immigrant Juvenile Status	SI	0	▼	-100.0%	-2
	Status	ST	0	▼	-100.0%	-3
		Total		80	▼	-12.1%
	GRAND TOTAL		187	▼	-2.1%	-4

Dispositions by Major Case Category**

Category	Summary	Change	% Change	Absolute Change		
Adult Criminal	46	▲	-11.5%	-6		
Child Dependency	16	▲	+166.7%	+10		
Child in Need of Services/Supervision	1	▲	-	+1		
Custody and Visitation	48	▲	-17.2%	-10		
Delinquency	7	▼	-58.8%	-10		
Juvenile Miscellaneous	0	▼	-100.0%	-3		
New to Workload Study	0	▼	-100.0%	-2		
Other	23	▲	+64.3%	+9		
Protective Orders	14	▼	+40.0%	+4		
Support	26	▲	-3.7%	-1		
Traffic	6	▲	+200.0%	+4		
	GRAND TOTAL		187	▼	-2.1%	-4

* Compared to same time period as previous year
 2/15/2024 10:11:50AM

** Case Type Categories are defined in the 2017 Virginia Judicial Workload Assessment
 Source: SCV-SQL-Information

2024 Overall GRAND TOTAL		Distribution of Caseload		Change*		Percentage (%) of Caseload		
174 +39 28.9% 	Adult	82	47%	15.5%	▲	+11	2023	2024
	Juvenile	92	53%	43.8%	▲	+28	52.6%	47.1%
GRAND TOTAL		174	100%	28.9%	▲	+39	100%	100%

Dispositions by Division & Code

Division	Case Type Description	Code	Summary	Change	% Change	Absolute Change
Adult	Misdemeanor	CM	20	▲	+33.3%	+5
	Civil Support	VS	15	▲	+66.7%	+6
	Show Cause	SC	13	▼	-13.3%	-2
	Other	OT	11	▲	+175.0%	+7
	Capias	CA	9	▲	+50.0%	+3
	Felony	CF	7	▲	+16.7%	+1
	Family Abuse - Protective Order	FP	6	▼	-45.5%	-5
	Remand Support	RS	1	▲	-	+1
	Motion - Protective Order	MP	0	▼	-100.0%	-3
	Non-Family Abuse Protective Order	AP	0	▼	-100.0%	-2
Total			82	▲	15.5%	+11
Juvenile	Custody Visitation	CV	66	▲	+83.3%	+30
	Felony	DF	6	▼	-14.3%	-1
	Misdemeanor	DM	6	▼	-40.0%	-4
	Traffic	T	6	▲	+200.0%	+4
	Civil Violation	CI	3	▲	+200.0%	+2
	Non-Family Abuse Protective Order	AP	3	▼	-25.0%	-1
	Remand Custody	RC	1	▲	-	+1
	Remand Visitation	RV	1	▲	-	+1
	Abuse and Neglect	AN	0	▼	-100.0%	-3
	Capias	CA	0	▼	-100.0%	-1
Total			92	▲	43.8%	+28
GRAND TOTAL			174	▲	28.9%	+39

Dispositions by Major Case Category**

Category	Summary	Change	% Change	Absolute Change	
Adult Criminal	47	▲	+17.5%	+7	
Child Dependency	0	▼	-100.0%	-3	
Custody and Visitation	66	▲	+83.3%	+30	
Delinquency	12	▼	-33.3%	-6	
New to Workload Study	3	▲	+200.0%	+2	
Other	14	▲	+250.0%	+10	
Protective Orders	9	▼	-55.0%	-11	
Support	17	▲	+54.5%	+6	
Traffic	6	▲	+200.0%	+4	
GRAND TOTAL		174	▲	28.9%	+39

* Compared to same time period as previous year
 2/15/2024 10:11:50AM

** Case Type Categories are defined in the 2017 Virginia Judicial Workload Assessment
 Source: SCV-SQL-Information

2024 Overall GRAND TOTAL		Distribution of Caseload		Change*		Percentage (%) of Caseload			
15 -6.3% 	-1	Adult	12	80%	71.4% ▲	+5	Adult	43.8%	80.0%
		Juvenile	3	20%	-66.7% ▼	-6	Juvenile	56.3%	20.0%
GRAND TOTAL		GRAND TOTAL	15	100%	-6.3% ▼	-1	GRAND TOTAL	100%	100%

Dispositions by Division & Code

Division	Case Type Description	Code	Summary	Change	% Change	Absolute Change
Adult	Misdemeanor	CM	5	▲	+400.0%	+4
	Other	OT	3	▲		-
	Family Abuse - Protective Order	FP	2	▲	+100.0%	+1
	Felony	CF	1	▲	-	+1
	Show Cause	SC	1	▼	-50.0%	-1
	Total			12	▲	71.4%
Juvenile	Custody Visitation	CV	3	▼	-40.0%	-2
	Misdemeanor	DM	0	▼	-100.0%	-1
	Paternity	PT	0	▼	-100.0%	-2
	Traffic	T	0	▼	-100.0%	-1
	Total			3	▼	-66.7%
GRAND TOTAL			15	▼	-6.3%	-1

Dispositions by Major Case Category**

Category	Summary	Change	% Change	Absolute Change
Adult Criminal	7	▲	+250.0%	+5
Custody and Visitation	3	▼	-57.1%	-4
Delinquency	0	▼	-100.0%	-1
Other	3	▲		0
Protective Orders	2	▲	+100.0%	+1
Support	0	▼	-100.0%	-1
Traffic	0	▼	-100.0%	-1
GRAND TOTAL	15	▼	-6.3%	-1

* Compared to same time period as previous year
 2/15/2024 10:11:50AM

** Case Type Categories are defined in the 2017 Virginia Judicial Workload Assessment
 Source: SCV-SQL-Information

2024 Overall GRAND TOTAL		Distribution of Caseload		Change*		Percentage (%) of Caseload		
	50	Adult	18	36%	0.0%	0	Adult	47.4%
	+12 31.6%	Juvenile	32	64%	60.0%	▲ +12	Juvenile	52.6%
		GRAND TOTAL	50	100%	31.6%	▲ +12	GRAND TOTAL	100%
								2024 36.0%
								2023 47.4%

Dispositions by Division & Code

Division	Case Type Description	Code	Summary	Change	% Change	Absolute Change
Adult	Show Cause	SC	7	▲	+75.0%	+3
	Civil Support	VS	5	↔		-
	Misdemeanor	CM	5	▲	+25.0%	+1
	Felony	CF	1	↔		-
	Capias	CA	0	▼	-100.0%	-1
	Family Abuse - Protective Order	FP	0	▼	-100.0%	-3
	Total			18		0.0%
Juvenile	Custody Visitation	CV	13	▲	+225.0%	+9
	Abuse and Neglect	AN	10	▲	-	+10
	Permanency Planning	PH	6	▲	-	+6
	Misdemeanor	DM	2	▼	-66.7%	-4
	Status	ST	1	▲	-50.0%	-1
	Felony	DF	0	▼	-100.0%	-1
	Foster Care Review	FC	0	▼	-100.0%	-1
	Traffic	T	0	▼	-100.0%	-6
Total			32	▲	60.0%	+12
GRAND TOTAL			50	▲	31.6%	+12

Dispositions by Major Case Category**

Category	Summary	Change	% Change	Absolute Change
Adult Criminal	13	▲	+62.5%	+5
Child Dependency	16	▲	+1,500.0%	+15
Custody and Visitation	13	▲	+225.0%	+9
Delinquency	2	▼	-71.4%	-5
Juvenile Miscellaneous	1	▲	-50.0%	-1
Protective Orders	0	▼	-100.0%	-3
Support	5	▼	-28.6%	-2
Traffic	0	▼	-100.0%	-6
GRAND TOTAL	50	▲	31.6%	+12

* Compared to same time period as previous year
 2/15/2024 10:11:50AM

** Case Type Categories are defined in the 2017 Virginia Judicial Workload Assessment
 Source: SCV-SQL-Information

2024 Overall GRAND TOTAL		Distribution of Caseload			Change*		Percentage (%) of Caseload		
1,183	-31 -2.6%	Adult	817	69%	3.0% ▲	+24	Adult	2023 65.3%	2024 69.1%
2024		Juvenile	366	31%	-13.1% ▼	-55	Juvenile	34.7%	30.9%
2023		GRAND TOTAL	1,183	100%	-2.6% ▼	-31	GRAND TOTAL	100%	100%

Dispositions by Division & Code

Division	Case Type Description	Code	Summary	Change	% Change	Absolute Change	
Adult	Misdemeanor	CM	256	▲	+38.4%	+71	
	Other	OT	160	▲	+5.3%	+8	
	Show Cause	SC	126	▼	-11.3%	-16	
	Civil Support	VS	88	▼	-14.6%	-15	
	Felony	CF	75	▼	-2.6%	-2	
	Family Abuse - Protective Order	FP	55	▲	+17.0%	+8	
	Capias	CA	48	▼	-37.7%	-29	
	Violation of Protective Order	PV	4	▼	-20.0%	-1	
	Non-Family Abuse Protective Order	AP	3	▲	+50.0%	+1	
	Bond Forfeiture	BF	1	↔		-	
	Motion - Protective Order	MP	1	↔		-	
	Remand Support	RS	0	▼	-100.0%	-1	
		Total		817	▲	3.0%	+24
Juvenile	Custody Visitation	CV	198	▼	-22.7%	-58	
	Misdemeanor	DM	46	▼	-11.5%	-6	
	Felony	DF	21	▼	-4.5%	-1	
	Truancy	TR	16	▲	+14.3%	+2	
	Foster Care Review	FC	14	▲	+133.3%	+8	
	Abuse and Neglect	AN	11	▲	+175.0%	+7	
	Civil Violation	CI	9	▲	-	+9	
	Other	OT	9	▲	+200.0%	+6	
	Initial Foster Care	IF	8	▲	+166.7%	+5	
	Permanency Planning	PH	7	↔		-	
	Non-Family Abuse Protective Order	AP	5	▲	+66.7%	+2	
	Paternity	PT	5	▲	+25.0%	+1	
	Traffic	T	5	▼	-16.7%	-1	
	Child In Need of Services	CS	4	▲	+33.3%	+1	
	Special Immigrant Juvenile Status	SI	2	▲	-	+2	
	Status	ST	2	▼	-77.8%	-7	
	Emergency Custody Order	EC	1	↔		-	
	Family Abuse - Protective Order	FP	1	▲	-	+1	
	Mental Commitment	MC	1	▼	-93.3%	-14	
	Show Cause	SC	1	▼	-50.0%	-1	
	Remand Custody	RC	0	▼	-100.0%	-3	
	Temporary Detention Order	TD	0	▼	-100.0%	-2	
	Terminate Parental Rights	TP	0	▼	-100.0%	-6	
		Total		366	▼	-13.1%	-55
	GRAND TOTAL			1,183	▼	-2.6%	-31

Dispositions by Major Case Category**

Category	Summary	Change	% Change	Absolute Change
Adult Criminal	480	▼	+12.1%	+52
Child Dependency	40	▲	+53.8%	+14
Child in Need of Services/Supervision	20	▲	+17.6%	+3
Custody and Visitation	203	▲	-21.9%	-57
Delinquency	68	▼	-10.5%	-8
Juvenile Miscellaneous	2	▼	-77.8%	-7
New to Workload Study	11	▲	-	+11

* Compared to same time period as previous year
 2/15/2024 10:11:50AM

** Case Type Categories are defined in the 2017 Virginia Judicial Workload Assessment
 Source: SCV-SQL-Information

Other	171	▼	-3.4%	-6
Protective Orders	65	▲	+22.6%	+12
Support	118	▼	-27.2%	-44
Traffic	5	▼	-16.7%	-1
GRAND TOTAL	1,183	▼	-2.6%	-31

2024 Overall GRAND TOTAL		Distribution of Caseload		Change*		Percentage (%) of Caseload			
857 	+72 9.2%	Adult	439	51%	1.6% ▲	+7	Adult	55.0%	51.2%
		Juvenile	418	49%	18.4% ▲	+65	Juvenile	45.0%	48.8%
		GRAND TOTAL	857	100%	9.2% ▲	+72	GRAND TOTAL	100%	100%

Dispositions by Division & Code

Division	Case Type Description	Code	Summary	Change	% Change	Absolute Change
Adult	Misdemeanor	CM	115	▲	+2.7%	+3
	Show Cause	SC	77	▼	-33.0%	-38
	Civil Support	VS	62	▼	-3.1%	-2
	Capias	CA	56	▼		-
	Family Abuse - Protective Order	FP	49	▲	+36.1%	+13
	Other	OT	39	▲	+200.0%	+26
	Felony	CF	35	▲	+34.6%	+9
	Violation of Protective Order	PV	2	▼	-66.7%	-4
	Motion - Protective Order	MP	1	▼	-50.0%	-1
	Non-Family Abuse Protective Order	AP	1	▲	-	+1
	Remand Support	RS	1	▲	-	+1
	Return of Desposit (Bondsman)	RD	1	▲	-	+1
	Restricted License for Non-Support	SL	0	▼	-100.0%	-2
	Total		439	▲	1.6%	+7
Juvenile	Custody Visitation	CV	292	▲	+25.9%	+60
	Misdemeanor	DM	28	▼	-9.7%	-3
	Status	ST	18	▲	+28.6%	+4
	Truancy	TR	15	▲	+66.7%	+6
	Felony	DF	9	▼	-50.0%	-9
	Permanency Planning	PH	9	▲	+28.6%	+2
	Traffic	T	9	▲	+12.5%	+1
	Foster Care Review	FC	8	↔		-
	Show Cause	SC	6	▲	+100.0%	+3
	Paternity	PT	5	▼	-16.7%	-1
	Temporary Detention Order	TD	4	▲	-	+4
	Capias	CA	3	▲	+200.0%	+2
	Voluntary Continuing Services and Support Agree	VA	3	▲	+50.0%	+1
	Abuse and Neglect	AN	2	▼	-71.4%	-5
	Family Abuse - Protective Order	FP	2	▲	-	+2
	Initial Foster Care	IF	2	↔		-
	Other	OT	2	▲	-	+2
	Non-Family Abuse Protective Order	AP	1	↔		-
	Child In Need of Services	CS	0	▼	-100.0%	-2
	Civil Violation	CI	0	▼	-100.0%	-1
Relief of Custody	CR	0	▼	-100.0%	-1	
	Total		418	▲	18.4%	+65
	GRAND TOTAL		857	▲	9.2%	+72

Dispositions by Major Case Category**

Category	Summary	Change	% Change	Absolute Change
Adult Criminal	256	▼	-7.6%	-21
Child Dependency	24	▼	-11.1%	-3
Child in Need of Services/Supervision	15	▼	+36.4%	+4
Custody and Visitation	297	▲	+24.8%	+59
Delinquency	46	▲	-13.2%	-7
Juvenile Miscellaneous	18	▲	+28.6%	+4
New to Workload Study	0	▼	-100.0%	-1
Other	47	▲	+261.5%	+34

* Compared to same time period as previous year
 2/15/2024 10:11:50AM




** Case Type Categories are defined in the 2017 Virginia Judicial Workload Assessment
 Source: SCV-SQL-Information

CPSS - JCMS CASELOAD STATISTICS OF THE JUVENILE & DOMESTIC RELATIONS DISTRICT COURTS
 January 2024 thru January 2024 Dispositions (Compared to January 2023 thru January 2023)

Hampton

District: 8 FIPS: 650

Protective Orders	54	▲	+38.5%	+15
Support	91	▼	-12.5%	-13
Traffic	9	▲	+12.5%	+1
GRAND TOTAL	857	▲	9.2%	+72

2024 Overall GRAND TOTAL		Distribution of Caseload				Change*		Percentage (%) of Caseload					
2024  2023 	9	-13	-59.1%		Adult	9	100%	-30.8%	▼	-4	Adult	59.1%	100.0%
					Juvenile	0	0%	-100.0%	▼	-9	Juvenile	40.9%	0.0%
					GRAND TOTAL	9	100%	-59.1%	▼	-13	GRAND TOTAL	100%	100%

Dispositions by Division & Code

Division	Case Type Description	Code	Summary	Change	% Change	Absolute Change
Adult	Civil Support	VS	2	▼	-60.0%	-3
	Misdemeanor	CM	2	▼	-33.3%	-1
	Other	OT	2	▲	+100.0%	+1
	Show Cause	SC	2	↔		-
	Motion - Protective Order	MP	1	↔		-
	Family Abuse - Protective Order	FP	0	▼	-100.0%	-1
	Total			9	▼	-30.8%
Juvenile	Abuse and Neglect	AN	0	▼	-100.0%	-2
	Custody Visitation	CV	0	▼	-100.0%	-5
	Foster Care Review	FC	0	▼	-100.0%	-1
	Misdemeanor	DM	0	▼	-100.0%	-1
	Total			0	▼	-100.0%
GRAND TOTAL			9	▼	-59.1%	-13

Dispositions by Major Case Category**

Category	Summary	Change	% Change	Absolute Change
Adult Criminal	2	▼	-50.0%	-2
Child Dependency	0	▼	-100.0%	-3
Custody and Visitation	0	▼	-100.0%	-5
Delinquency	0	▼	-100.0%	-1
Other	2	▲	+100.0%	+1
Protective Orders	1	▼	-50.0%	-1
Support	4	▲	-33.3%	-2
GRAND TOTAL	9	▼	-59.1%	-13

* Compared to same time period as previous year
 2/15/2024 10:11:50AM

** Case Type Categories are defined in the 2017 Virginia Judicial Workload Assessment
 Source: SCV-SQL-Information

2024 Overall GRAND TOTAL		Distribution of Caseload			Change*		Percentage (%) of Caseload		
158 -10 -6.0% 	Adult	81	51%	-17.3% ▼	-17	Adult	2023	2024	
	Juvenile	77	49%	10.0% ▲	+7	Juvenile	58.3%	51.3%	
	GRAND TOTAL	158	100%	-6.0% ▼	-10	GRAND TOTAL	100%	100%	

Dispositions by Division & Code

Division	Case Type Description	Code	Summary	Change	% Change	Absolute Change
Adult	Other	OT	23	▲	+27.8%	+5
	Misdemeanor	CM	21	▼	-12.5%	-3
	Civil Support	VS	11	↔		-
	Family Abuse - Protective Order	FP	10	▼	-23.1%	-3
	Show Cause	SC	5	▼	-68.8%	-11
	Remand Support	RS	4	▲	-	+4
	Felony	CF	2	▼	-50.0%	-2
	Motion - Protective Order	MP	2	▲	+100.0%	+1
	Violation of Protective Order	PV	2	▲	+100.0%	+1
	Capias	CA	1	▼	-87.5%	-7
	Non-Family Abuse Protective Order	AP	0	▼	-100.0%	-2
		Total		81	▼	-17.3%
Juvenile	Custody Visitation	CV	42	▲	+13.5%	+5
	Remand Custody	RC	9	▲	-	+9
	Remand Visitation	RV	9	▲	-	+9
	Traffic	T	5	▲	+25.0%	+1
	Temporary Detention Order	TD	4	▲	-	+4
	Misdemeanor	DM	2	▼	-71.4%	-5
	Abuse and Neglect	AN	1	↔		-
	Child In Need of Services	CS	1	↔		-
	Foster Care Review	FC	1	▼	-50.0%	-1
	Initial Foster Care	IF	1	↔		-
	Other	OT	1	▲	-	+1
	Voluntary Continuing Services and Support Agreem	VA	1	▲	-	+1
	Felony	DF	0	▼	-100.0%	-11
	Motion - Protective Order	MP	0	▼	-100.0%	-2
	Non-Family Abuse Protective Order	AP	0	▼	-100.0%	-1
	Permanency Planning	PH	0	▼	-100.0%	-2
	Status	ST	0	▼	-100.0%	-1
		Total		77	▲	10.0%
	GRAND TOTAL		158	▼	-6.0%	-10

Dispositions by Major Case Category**

Category	Summary	Change	% Change	Absolute Change		
Adult Criminal	28	▼	-42.9%	-21		
Child Dependency	4	▲	-33.3%	-2		
Child in Need of Services/Supervision	1	↔		0		
Custody and Visitation	42	▲	+13.5%	+5		
Delinquency	2	▼	-88.9%	-16		
Juvenile Miscellaneous	0	▼	-100.0%	-1		
Other	50	▲	+177.8%	+32		
Protective Orders	12	▼	-36.8%	-7		
Support	14	▼	-6.7%	-1		
Traffic	5	▲	+25.0%	+1		
	GRAND TOTAL		158	▼	-6.0%	-10

* Compared to same time period as previous year
 2/15/2024 10:11:50AM

** Case Type Categories are defined in the 2017 Virginia Judicial Workload Assessment
 Source: SCV-SQL-Information

2024 Overall GRAND TOTAL	Distribution of Caseload		Change*		Percentage (%) of Caseload				
<p>34 +22 183.3%</p>	Adult	13	38%	62.5%	▲	+5	Adult	2023 66.7%	2024 38.2%
	Juvenile	21	62%	425.0%	▲	+17	Juvenile	33.3%	61.8%
	GRAND TOTAL	34	100%	183.3%	▲	+22	GRAND TOTAL	100%	100%

Dispositions by Division & Code

Division	Case Type Description	Code	Summary	Change	% Change	Absolute Change
Adult	Other	OT	8	▲	+60.0%	+3
	Civil Support	VS	3	▲	-	+3
	Family Abuse - Protective Order	FP	2	↔	-	-
	Show Cause	SC	0	▼	-100.0%	-1
	Total		13	▲	62.5%	+5
Juvenile	Custody Visitation	CV	9	▲	+125.0%	+5
	Abuse and Neglect	AN	4	▲	-	+4
	Foster Care Review	FC	4	▲	-	+4
	Non-Family Abuse Protective Order	AP	2	▲	-	+2
	Other	OT	2	▲	-	+2
	Total		21	▲	425.0%	+17
GRAND TOTAL			34	▲	183.3%	+22

Dispositions by Major Case Category**

Category	Summary	Change	% Change	Absolute Change
Adult Criminal	0	▼	-100.0%	-1
Child Dependency	8	▲	-	+8
Custody and Visitation	9	▲	+125.0%	+5
Other	10	▲	+100.0%	+5
Protective Orders	4	▲	+100.0%	+2
Support	3	▲	-	+3
GRAND TOTAL	34	▲	183.3%	+22

* Compared to same time period as previous year
 2/15/2024 10:11:50AM

** Case Type Categories are defined in the 2017 Virginia Judicial Workload Assessment
 Source: SCV-SQL-Information

2024 Overall GRAND TOTAL		Distribution of Caseload			Change*		Percentage (%) of Caseload		
132 +47 55.3% 	Adult Juvenile GRAND TOTAL	85	64%	80.9% ▲	+38	Adult Juvenile GRAND TOTAL	2023	2024	
		47	36%	23.7% ▲	+9	55.3%	64.4%	35.6%	100%
		132	100%	55.3% ▲	+47	GRAND TOTAL	100%	100%	

Dispositions by Division & Code

Division	Case Type Description	Code	Summary	Change	% Change	Absolute Change
Adult	Misdemeanor	CM	19	▲	+137.5%	+11
	Civil Support	VS	16	▲	+433.3%	+13
	Other	OT	13	▲	+44.4%	+4
	Felony	CF	12	▲	+300.0%	+9
	Show Cause	SC	11	▲	+120.0%	+6
	Family Abuse - Protective Order	FP	9	▲	+12.5%	+1
	Violation of Protective Order	PV	3	▲	-	+3
	Capias	CA	2	▼	-33.3%	-1
	Motion - Protective Order	MP	0	▼	-100.0%	-2
	Non-Family Abuse Protective Order	AP	0	▼	-100.0%	-6
		Total		85	▲	80.9%
Juvenile	Custody Visitation	CV	31	▲	+10.7%	+3
	Misdemeanor	DM	9	▲	+80.0%	+4
	Paternity	PT	3	▲	-	+3
	Traffic	T	3	▲	+200.0%	+2
	Child In Need of Services	CS	1	▲	-	+1
	Abuse and Neglect	AN	0	▼	-100.0%	-1
	Foster Care Review	FC	0	▼	-100.0%	-3
	Total		47	▲	23.7%	+9
GRAND TOTAL			132	▲	55.3%	+47

Dispositions by Major Case Category**

Category	Summary	Change	% Change	Absolute Change	
Adult Criminal	44	▲	+144.4%	+26	
Child Dependency	0	▼	-100.0%	-4	
Child in Need of Services/Supervision	1	▲	-	+1	
Custody and Visitation	34	▲	+21.4%	+6	
Delinquency	9	▲	+80.0%	+4	
Other	13	▲	+44.4%	+4	
Protective Orders	9	▼	-43.8%	-7	
Support	19	▲	+375.0%	+15	
Traffic	3	▲	+200.0%	+2	
GRAND TOTAL		132	▲	55.3%	+47

2024 Overall GRAND TOTAL		Distribution of Caseload		Change*		Percentage (%) of Caseload			
32	-3 -8.6%	Adult	17	53%	-26.1% ▼	-6	Adult	65.7%	53.1%
2024	↓	Juvenile	15	47%	25.0% ▲	+3	Juvenile	34.3%	46.9%
2023		GRAND TOTAL	32	100%	-8.6% ▼	-3	GRAND TOTAL	100%	100%

Dispositions by Division & Code

Division	Case Type Description	Code	Summary	Change	% Change	Absolute Change
Adult	Civil Support	VS	5	▼	-37.5%	-3
	Other	OT	3	▲	-	+3
	Show Cause	SC	3	▲	-40.0%	-2
	Capias	CA	2	↔	-	-
	Family Abuse - Protective Order	FP	1	▼	-50.0%	-1
	Misdemeanor	CM	1	▼	-66.7%	-2
	Motion - Protective Order	MP	1	▲	-	+1
	Restricted License for Non-Support	SL	1	▲	-	+1
	Felony	CF	0	▼	-100.0%	-3
		Total		17	▼	-26.1%
Juvenile	Traffic	T	6	▲	-	+6
	Status	ST	3	▲	-	+3
	Abuse and Neglect	AN	2	▲	-	+2
	Custody Visitation	CV	1	▼	-90.9%	-10
	Felony	DF	1	▲	-	+1
	Initial Foster Care	IF	1	▲	-	+1
	Misdemeanor	DM	1	▲	-	+1
	Child In Need of Services	CS	0	▼	-100.0%	-1
	Total		15	▲	25.0%	+3
GRAND TOTAL			32	▼	-8.6%	-3

Dispositions by Major Case Category**

Category	Summary	Change	% Change	Absolute Change	
Adult Criminal	5	▼	-44.4%	-4	
Child Dependency	3	▲	-	+3	
Child in Need of Services/Supervision	0	▼	-100.0%	-1	
Custody and Visitation	1	▼	-90.9%	-10	
Delinquency	2	▲	-	+2	
Juvenile Miscellaneous	3	▲	-	+3	
Other	3	▲	-	+3	
Protective Orders	2	▲	-	0	
Support	7	▲	-41.7%	-5	
Traffic	6	▲	-	+6	
GRAND TOTAL		32	▼	-8.6%	-3

* Compared to same time period as previous year
 2/15/2024 10:11:50AM

** Case Type Categories are defined in the 2017 Virginia Judicial Workload Assessment
 Source: SCV-SQL-Information

2024 Overall GRAND TOTAL		Distribution of Caseload		Change*		Percentage (%) of Caseload			
51 2024 2023	+12 30.8%	Adult	33	65%	94.1% ▲	+16	Adult	43.6%	64.7%
		Juvenile	18	35%	-18.2% ▼	-4	Juvenile	56.4%	35.3%
GRAND TOTAL		51	100%	30.8% ▲	+12	GRAND TOTAL	100%	100%	

Dispositions by Division & Code

Division	Case Type Description	Code	Summary	Change	% Change	Absolute Change
Adult	Other	OT	7	▲	+75.0%	+3
	Show Cause	SC	7	▲	+75.0%	+3
	Civil Support	VS	6	▲	+200.0%	+4
	Misdemeanor	CM	5	▲	+25.0%	+1
	Felony	CF	4	▲	+300.0%	+3
	Family Abuse - Protective Order	FP	2	▲	-	+2
	Capias	CA	1	▼	-50.0%	-1
	Remand Support	RS	1	▲	-	+1
Total			33	▲	94.1%	+16
Juvenile	Custody Visitation	CV	8	▼	-42.9%	-6
	Misdemeanor	DM	2	↔	-	-
	Remand Visitation	RV	2	▲	-	+2
	Show Cause	SC	2	▲	-	+2
	Status	ST	2	▲	-	+2
	Civil Violation	CI	1	▲	-	+1
	Remand Custody	RC	1	▲	-	+1
	Felony	DF	0	▼	-100.0%	-3
	Motion - Protective Order	MP	0	▼	-100.0%	-2
	Traffic	T	0	▼	-100.0%	-1
Total			18	▼	-18.2%	-4
GRAND TOTAL			51	▲	30.8%	+12

Dispositions by Major Case Category**

Category	Summary	Change	% Change	Absolute Change	
Adult Criminal	15	▲	+36.4%	+4	
Custody and Visitation	8	▼	-42.9%	-6	
Delinquency	4	▲	-20.0%	-1	
Juvenile Miscellaneous	2	▲	-	+2	
New to Workload Study	1	▲	-	+1	
Other	11	▲	+175.0%	+7	
Protective Orders	2	▲	-	0	
Support	8	▲	+300.0%	+6	
Traffic	0	▼	-100.0%	-1	
GRAND TOTAL		51	▲	30.8%	+12

* Compared to same time period as previous year
 2/15/2024 10:11:50AM

** Case Type Categories are defined in the 2017 Virginia Judicial Workload Assessment
 Source: SCV-SQL-Information

2024 Overall GRAND TOTAL		Distribution of Caseload		Change*		Percentage (%) of Caseload			
<p>2024 92 2023 84 ↑ +8 9.5%</p>	Adult	43	47%	-12.2%	▼	-6	Adult	58.3%	46.7%
	Juvenile	49	53%	40.0%	▲	+14	Juvenile	41.7%	53.3%
GRAND TOTAL		92	100%	9.5%	▲	+8	GRAND TOTAL	100%	100%

Dispositions by Division & Code

Division	Case Type Description	Code	Summary	Change	% Change	Absolute Change
Adult	Civil Support	VS	13	▲	+160.0%	+8
	Misdemeanor	CM	9	▼	-35.7%	-5
	Other	OT	8	▲	+60.0%	+3
	Felony	CF	4	▼	-33.3%	-2
	Show Cause	SC	4	▲	-33.3%	-2
	Family Abuse - Protective Order	FP	3	▼	-40.0%	-2
	Motion - Protective Order	MP	1	▼	-66.7%	-2
	Remand Support	RS	1	▲	-	+1
	Capias	CA	0	▼	-100.0%	-5
	Total			43	▼	-12.2%
Juvenile	Custody Visitation	CV	36	▲	+89.5%	+17
	Misdemeanor	DM	7	↔	-	-
	Traffic	T	3	▲	+200.0%	+2
	Felony	DF	2	▲	-	+2
	Permanency Planning	PH	1	▲	-	+1
	Mental Commitment	MC	0	▼	-100.0%	-2
	Other	OT	0	▼	-100.0%	-1
	Paternity	PT	0	▼	-100.0%	-1
	Show Cause	SC	0	▼	-100.0%	-1
	Status	ST	0	▼	-100.0%	-1
	Temporary Detention Order	TD	0	▼	-100.0%	-1
	Voluntary Continuing Services and Support Agree	VA	0	▼	-100.0%	-1
	Total			49	▲	40.0%
GRAND TOTAL			92	▲	9.5%	+8

Dispositions by Major Case Category**

Category	Summary	Change	% Change	Absolute Change			
Adult Criminal	15	▼	-40.0%	-10			
Child Dependency	1	▲	-	0			
Custody and Visitation	36	▼	+80.0%	+16			
Delinquency	9	▲	+12.5%	+1			
Juvenile Miscellaneous	0	▼	-100.0%	-1			
Other	9	▲	-	0			
Protective Orders	4	▼	-50.0%	-4			
Support	15	↔	+36.4%	+4			
Traffic	3	▲	+200.0%	+2			
GRAND TOTAL				92	▲	9.5%	+8

* Compared to same time period as previous year
 2/15/2024 10:11:50AM

** Case Type Categories are defined in the 2017 Virginia Judicial Workload Assessment
 Source: SCV-SQL-Information

2024 Overall GRAND TOTAL		Distribution of Caseload		Change*		Percentage (%) of Caseload			
372	+54 17.0%	Adult	203	55%	21.6% ▲	+36	Adult	52.5%	54.6%
2024	↑	Juvenile	169	45%	11.9% ▲	+18	Juvenile	47.5%	45.4%
2023		GRAND TOTAL	372	100%	17.0% ▲	+54	GRAND TOTAL	100%	100%

Dispositions by Division & Code

Division	Case Type Description	Code	Summary	Change	% Change	Absolute Change
Adult	Misdemeanor	CM	51	▲	+27.5%	+11
	Show Cause	SC	49	▲	+75.0%	+21
	Civil Support	VS	35	▲	+94.4%	+17
	Felony	CF	28	▲	+75.0%	+12
	Capias	CA	12	▼	+9.1%	+1
	Family Abuse - Protective Order	FP	9	▼	-10.0%	-1
	Other	OT	9	▼	-74.3%	-26
	Remand Support	RS	5	↔		-
	Violation of Protective Order	PV	3	↔		-
	Motion - Protective Order	MP	2	▲	+100.0%	+1
	Total		203	▲	21.6%	+36
Juvenile	Custody Visitation	CV	76	▼	-2.6%	-2
	Misdemeanor	DM	28	▲	+40.0%	+8
	Remand Custody	RC	11	▲	+57.1%	+4
	Remand Visitation	RV	11	▲	+22.2%	+2
	Show Cause	SC	6	▲	+20.0%	+1
	Foster Care Review	FC	5	▲	+66.7%	+2
	Status	ST	5	▲	+150.0%	+3
	Paternity	PT	4	↔		-
	Special Immigrant Juvenile Status	SI	4	▲	-	+4
	Traffic	T	4	↔		-
	Permanency Planning	PH	3	▲	+200.0%	+2
	Temporary Detention Order	TD	3	▲	-	+3
	Truancy	TR	3	▼	-25.0%	-1
	Felony	DF	2	▼	-66.7%	-4
	Motion - Protective Order	MP	2	▲	+100.0%	+1
	Non-Family Abuse Protective Order	AP	2	▲	+100.0%	+1
	Abuse and Neglect	AN	0	▼	-100.0%	-2
	Civil Violation	CI	0	▼	-100.0%	-2
	Emergency Custody Order	EC	0	▼	-100.0%	-1
	Initial Foster Care	IF	0	▼	-100.0%	-1
	Total		169	▲	11.9%	+18
GRAND TOTAL			372	▲	17.0%	+54

Dispositions by Major Case Category**

Category	Summary	Change	% Change	Absolute Change
Adult Criminal	137	▲	+50.5%	+46
Child Dependency	8	▲	+14.3%	+1
Child in Need of Services/Supervision	3	▼	-25.0%	-1
Custody and Visitation	80	▼	-2.4%	-2
Delinquency	36	▼	+16.1%	+5
Juvenile Miscellaneous	5	▲	+150.0%	+3
New to Workload Study	4	▲	+100.0%	+2
Other	39	▲	-31.6%	-18
Protective Orders	15	▲	+15.4%	+2
Support	41	▼	+64.0%	+16
Traffic	4	↔		0

* Compared to same time period as previous year
 2/15/2024 10:11:50AM

** Case Type Categories are defined in the 2017 Virginia Judicial Workload Assessment
 Source: SCV-SQL-Information

GRAND TOTAL

372

▲

17.0%

+54

2024 Overall GRAND TOTAL		Distribution of Caseload		Change*		Percentage (%) of Caseload		
323	+89 38.0%	Adult	196 61%	49.6% ▲	+65	Adult	2023 56.0%	2024 60.7%
2024		Juvenile	127 39%	23.3% ▲	+24	Juvenile	44.0%	39.3%
2023		GRAND TOTAL	323 100%	38.0% ▲	+89	GRAND TOTAL	100%	100%

Dispositions by Division & Code

Division	Case Type Description	Code	Summary	Change	% Change	Absolute Change
Adult	Show Cause	SC	53	▲	+341.7%	+41
	Misdemeanor	CM	52	▲	+44.4%	+16
	Civil Support	VS	32	▲	+52.4%	+11
	Other	OT	17	▼	-19.0%	-4
	Felony	CF	13	▼	-23.5%	-4
	Family Abuse - Protective Order	FP	10	▼	-33.3%	-5
	Capias	CA	8	▲	+700.0%	+7
	Remand Support	RS	8	↔		-
	Non-Family Abuse Protective Order	AP	3	▲	-	+3
	Total			196	▲	49.6%
Juvenile	Custody Visitation	CV	63	▲	+12.5%	+7
	Misdemeanor	DM	16	▼	-11.1%	-2
	Traffic	T	10	↔		-
	Remand Custody	RC	7	▲	+75.0%	+3
	Remand Visitation	RV	7	▲	+75.0%	+3
	Other	OT	5	▲	-	+5
	Paternity	PT	4	▲	+100.0%	+2
	Permanency Planning	PH	4	▲	+300.0%	+3
	Initial Foster Care	IF	3	▲	-	+3
	Felony	DF	2	▲	+100.0%	+1
	Truancy	TR	2	↔		-
	Emergency Custody Order	EC	1	▲	-	+1
	Foster Care Review	FC	1	↔		-
	Non-Family Abuse Protective Order	AP	1	▲	-	+1
	Status	ST	1	▲		-
	Show Cause	SC	0	▼	-100.0%	-3
	Total			127	▲	23.3%
GRAND TOTAL			323	▲	38.0%	+89

Dispositions by Major Case Category**

Category	Summary	Change	% Change	Absolute Change
Adult Criminal	88	▲	+46.7%	+28
Child Dependency	8	▲	+300.0%	+6
Child in Need of Services/Supervision	2	↔		0
Custody and Visitation	67	▲	+15.5%	+9
Delinquency	18	▼	-18.2%	-4
Juvenile Miscellaneous	1	▲		0
Other	45	▲	+21.6%	+8
Protective Orders	14	▲	-6.7%	-1
Support	70	▲	+159.3%	+43
Traffic	10	↔		0
GRAND TOTAL	323	▲	38.0%	+89

* Compared to same time period as previous year
 2/15/2024 10:11:50AM

** Case Type Categories are defined in the 2017 Virginia Judicial Workload Assessment
 Source: SCV-SQL-Information

2024 Overall GRAND TOTAL		Distribution of Caseload		Change*		Percentage (%) of Caseload			
104	+31 42.5%	Adult	51	49%	13.3% ▲	+6	Adult	61.6%	49.0%
2024		Juvenile	53	51%	89.3% ▲	+25	Juvenile	38.4%	51.0%
2023		GRAND TOTAL	104	100%	42.5% ▲	+31	GRAND TOTAL	100%	100%

Dispositions by Division & Code

Division	Case Type Description	Code	Summary	Change	% Change	Absolute Change
Adult	Civil Support	VS	12	▲	+100.0%	+6
	Misdemeanor	CM	11	▲	+22.2%	+2
	Other	OT	8	▼	-20.0%	-2
	Capias	CA	5	▲	-	+5
	Motion - Protective Order	MP	5	▲	+400.0%	+4
	Felony	CF	4	▼	-63.6%	-7
	Show Cause	SC	4	▲	-50.0%	-4
	Family Abuse - Protective Order	FP	2	▲	-	+2
	Total		51	▲	13.3%	+6
Juvenile	Custody Visitation	CV	25	▲	+47.1%	+8
	Misdemeanor	DM	6	▲	+20.0%	+1
	Traffic	T	4	▲	+300.0%	+3
	Non-Family Abuse Protective Order	AP	3	▲	-	+3
	Permanency Planning	PH	3	▲	+200.0%	+2
	Status	ST	3	▲	-	+3
	Truancy	TR	3	▲	-	+3
	Paternity	PT	2	▲	-	+2
	Abuse and Neglect	AN	1	▲	-	+1
	Felony	DF	1	↔	-	-
	Initial Foster Care	IF	1	▲	-	+1
	Terminate Parental Rights	TP	1	▲	-	+1
	Child In Need of Services	CS	0	▼	-100.0%	-1
	Motion - Protective Order	MP	0	▼	-100.0%	-1
	Temporary Detention Order	TD	0	▼	-100.0%	-1
	Total		53	▲	89.3%	+25
GRAND TOTAL			104	▲	42.5%	+31

Dispositions by Major Case Category**

Category	Summary	Change	% Change	Absolute Change	
Adult Criminal	22	▲	+4.8%	+1	
Child Dependency	6	▲	+500.0%	+5	
Child in Need of Services/Supervision	3	▲	+200.0%	+2	
Custody and Visitation	27	▲	+58.8%	+10	
Delinquency	7	▲	+16.7%	+1	
Juvenile Miscellaneous	3	▲	-	+3	
Other	8	▼	-27.3%	-3	
Protective Orders	10	▲	+400.0%	+8	
Support	14	▲	+7.7%	+1	
Traffic	4	▲	+300.0%	+3	
GRAND TOTAL		104	▲	42.5%	+31

* Compared to same time period as previous year
 2/15/2024 10:11:50AM

** Case Type Categories are defined in the 2017 Virginia Judicial Workload Assessment
 Source: SCV-SQL-Information

2024 Overall GRAND TOTAL		Distribution of Caseload		Change*		Percentage (%) of Caseload		
49	-3 -5.8%	Adult	34 69%	25.9% ▲	+7	Adult	2023 51.9%	2024 69.4%
2024		Juvenile	15 31%	-40.0% ▼	-10	Juvenile	48.1%	30.6%
2023		GRAND TOTAL	49 100%	-5.8% ▼	-3	GRAND TOTAL	100%	100%

Dispositions by Division & Code

Division	Case Type Description	Code	Summary	Change	% Change	Absolute Change
Adult	Civil Support	VS	11	▲	+10.0%	+1
	Show Cause	SC	7	▼	-12.5%	-1
	Misdemeanor	CM	5	▲	-	+5
	Other	OT	5	▼	-16.7%	-1
	Family Abuse - Protective Order	FP	4	▲	+100.0%	+2
	Capias	CA	2	▲	+100.0%	+1
	Total			34	▲	25.9%
Juvenile	Custody Visitation	CV	8	▼	-55.6%	-10
	Traffic	T	3	▲	-	+3
	Child In Need of Services	CS	1	▲	-	+1
	Initial Foster Care	IF	1	▲	-	+1
	Misdemeanor	DM	1	▲	-	+1
	Other	OT	1	▲	-	+1
	Abuse and Neglect	AN	0	▼	-100.0%	-4
	Foster Care Review	FC	0	▼	-100.0%	-1
	Permanency Planning	PH	0	▼	-100.0%	-1
	Temporary Detention Order	TD	0	▼	-100.0%	-1
Total			15	▼	-40.0%	-10
GRAND TOTAL			49	▼	-5.8%	-3

Dispositions by Major Case Category**

Category	Summary	Change	% Change	Absolute Change
Adult Criminal	8	▲	+300.0%	+6
Child Dependency	1	▲	-83.3%	-5
Child in Need of Services/Supervision	1	▲	-	+1
Custody and Visitation	8	▼	-55.6%	-10
Delinquency	1	▲	-	+1
Other	6	▲	-14.3%	-1
Protective Orders	4	▲	+100.0%	+2
Support	17	▼	-	0
Traffic	3	▲	-	+3
GRAND TOTAL	49	▼	-5.8%	-3

* Compared to same time period as previous year
 2/15/2024 10:11:50AM

** Case Type Categories are defined in the 2017 Virginia Judicial Workload Assessment
 Source: SCV-SQL-Information

2024 Overall GRAND TOTAL		Distribution of Caseload		Change*		Percentage (%) of Caseload			
49	-15 -23.4%	Adult	24 49%	-14.3%	▼	-4	Adult	43.8%	49.0%
2024		Juvenile	25 51%	-30.6%	▼	-11	Juvenile	56.3%	51.0%
2023		GRAND TOTAL	49 100%	-23.4%	▼	-15	GRAND TOTAL	100%	100%

Dispositions by Division & Code

Division	Case Type Description	Code	Summary	Change	% Change	Absolute Change
Adult	Misdemeanor	CM	6	↔		-
	Civil Support	VS	5	↔		-
	Family Abuse - Protective Order	FP	4	↔		-
	Other	OT	4	▼	-33.3%	-2
	Felony	CF	2	↔		-
	Motion - Protective Order	MP	2	▲	-	+2
	Show Cause	SC	1	▼	-75.0%	-3
	Capias	CA	0	▼	-100.0%	-1
	Total		24	▼	-14.3%	-4
Juvenile	Custody Visitation	CV	21	▲	+5.0%	+1
	Truancy	TR	2	▲	+100.0%	+1
	Child In Need of Services	CS	1	▲	-	+1
	Misdemeanor	DM	1	▼	-75.0%	-3
	Felony	DF	0	▼	-100.0%	-3
	Foster Care Review	FC	0	▼	-100.0%	-2
	Permanency Planning	PH	0	▼	-100.0%	-2
	Qualified Residential Treatment	QR	0	▼	-100.0%	-1
	Traffic	T	0	▼	-100.0%	-3
	Total		25	▼	-30.6%	-11
GRAND TOTAL			49	▼	-23.4%	-15

Dispositions by Major Case Category**

Category	Summary	Change	% Change	Absolute Change	
Adult Criminal	9	▼	-30.8%	-4	
Child Dependency	0	▼	-100.0%	-5	
Child in Need of Services/Supervision	3	▲	+200.0%	+2	
Custody and Visitation	21	▲	+5.0%	+1	
Delinquency	1	▼	-85.7%	-6	
Other	4	▼	-33.3%	-2	
Protective Orders	6	▲	+50.0%	+2	
Support	5	↔		0	
Traffic	0	▼	-100.0%	-3	
GRAND TOTAL		49	▼	-23.4%	-15

* Compared to same time period as previous year
 2/15/2024 10:11:50AM

** Case Type Categories are defined in the 2017 Virginia Judicial Workload Assessment
 Source: SCV-SQL-Information

2024 Overall GRAND TOTAL		Distribution of Caseload		Change*		Percentage (%) of Caseload			
	43	Adult	28	65%	7.7% ▲	+2	Adult	76.5%	65.1%
		Juvenile	15	35%	87.5% ▲	+7	Juvenile	23.5%	34.9%
		GRAND TOTAL	43	100%	26.5% ▲	+9	GRAND TOTAL	100%	100%

Dispositions by Division & Code

Division	Case Type Description	Code	Summary	Change	% Change	Absolute Change
Adult	Civil Support	VS	7	▲	+133.3%	+4
	Show Cause	SC	7	▼	-12.5%	-1
	Capias	CA	4	▲	+33.3%	+1
	Family Abuse - Protective Order	FP	4	▲	-	+4
	Other	OT	3	▲	+200.0%	+2
	Misdemeanor	CM	2	▼	-75.0%	-6
	Violation of Protective Order	PV	1	▲	-	+1
	Felony	CF	0	▼	-100.0%	-1
	Non-Family Abuse Protective Order	AP	0	▼	-100.0%	-1
	Restricted License for Non-Support	SL	0	▼	-100.0%	-1
	Total		28	▲	7.7%	+2
Juvenile	Custody Visitation	CV	9	▲	+125.0%	+5
	Motion - Protective Order	MP	3	▲	-	+3
	Abuse and Neglect	AN	1	▼	-66.7%	-2
	Child In Need of Services	CS	1	▲	-	+1
	Traffic	T	1	↔	-	-
	Total		15	▲	87.5%	+7
GRAND TOTAL			43	▲	26.5%	+9

Dispositions by Major Case Category**

Category	Summary	Change	% Change	Absolute Change
Adult Criminal	12	▲	-25.0%	-4
Child Dependency	1	▼	-66.7%	-2
Child in Need of Services/Supervision	1	▲	-	+1
Custody and Visitation	9	▲	+125.0%	+5
Other	3	▲	+200.0%	+2
Protective Orders	7	▲	+600.0%	+6
Support	9	▼	+12.5%	+1
Traffic	1	↔	-	0
GRAND TOTAL	43	▲	26.5%	+9

* Compared to same time period as previous year
 2/15/2024 10:11:50AM

** Case Type Categories are defined in the 2017 Virginia Judicial Workload Assessment
 Source: SCV-SQL-Information

2024 Overall GRAND TOTAL		Distribution of Caseload		Change*		Percentage (%) of Caseload		
197	-13 -6.2%	Adult	126 64%	23.5% ▲	+24	Adult	2023 48.6%	2024 64.0%
2024		Juvenile	71 36%	-34.3% ▼	-37	Juvenile	51.4%	36.0%
2023		GRAND TOTAL	197 100%	-6.2% ▼	-13	GRAND TOTAL	100%	100%

Dispositions by Division & Code


Division	Case Type Description	Code	Summary	Change	% Change	Absolute Change
Adult	Misdemeanor	CM	43	▲	+30.3%	+10
	Civil Support	VS	24	▲	+84.6%	+11
	Show Cause	SC	23	▼	-14.8%	-4
	Other	OT	21	▲	+40.0%	+6
	Capias	CA	6	▲	+50.0%	+2
	Family Abuse - Protective Order	FP	5	↔		-
	Felony	CF	3	▼	-40.0%	-2
	Violation of Protective Order	PV	1	▲		+1
	Total		126	▲	23.5%	+24
Juvenile	Custody Visitation	CV	41	▲	+24.2%	+8
	Misdemeanor	DM	10	▼	-73.7%	-28
	Felony	DF	4	▼	-69.2%	-9
	Traffic	T	4	▲	+100.0%	+2
	Paternity	PT	3	↔		-
	Voluntary Continuing Services and Support Agreem	VA	3	▲	+50.0%	+1
	Non-Family Abuse Protective Order	AP	2	▲	+100.0%	+1
	Foster Care Review	FC	1	▼	-75.0%	-3
	Permanency Planning	PH	1	▼	-66.7%	-2
	Qualified Residential Treatment	QR	1	▲		+1
	Truancy	TR	1	▲		+1
	Abuse and Neglect	AN	0	▼	-100.0%	-1
	Emergency Custody Order	EC	0	▼	-100.0%	-1
	Motion - Protective Order	MP	0	▼	-100.0%	-3
	Remand Custody	RC	0	▼	-100.0%	-1
	Show Cause	SC	0	▼	-100.0%	-1
	Status	ST	0	▼	-100.0%	-1
	Terminate Parental Rights	TP	0	▼	-100.0%	-1
	Total		71	▼	-34.3%	-37
	GRAND TOTAL		197	▼	-6.2%	-13

Dispositions by Major Case Category**

Category	Summary	Change	% Change	Absolute Change		
Adult Criminal	67	▲	+13.6%	+8		
Child Dependency	6	▲	-45.5%	-5		
Child in Need of Services/Supervision	1	▲	-	+1		
Custody and Visitation	44	▲	+22.2%	+8		
Delinquency	14	▼	-73.1%	-38		
Juvenile Miscellaneous	0	▼	-100.0%	-1		
Other	21	▼	+23.5%	+4		
Protective Orders	7	↔	-22.2%	-2		
Support	33	▲	+43.5%	+10		
Traffic	4	▲	+100.0%	+2		
	GRAND TOTAL		197	▼	-6.2%	-13

* Compared to same time period as previous year
 2/15/2024 10:11:50AM

** Case Type Categories are defined in the 2017 Virginia Judicial Workload Assessment
 Source: SCV-SQL-Information

2024 Overall GRAND TOTAL		Distribution of Caseload		Change*		Percentage (%) of Caseload		
64	-8 -11.1%	Adult	30 47%	-26.8% ▼	-11	Adult	2023 56.9%	2024 46.9%
2024 		Juvenile	34 53%	9.7% ▲	+3	Juvenile	43.1%	53.1%
2023		GRAND TOTAL	64 100%	-11.1% ▼	-8	GRAND TOTAL	100%	100%

Dispositions by Division & Code

Division	Case Type Description	Code	Summary	Change	% Change	Absolute Change	
Adult	Civil Support	VS	8	▼	-46.7%	-7	
	Show Cause	SC	8	▼	-11.1%	-1	
	Family Abuse - Protective Order	FP	4	↔		-	
	Misdemeanor	CM	4	▼	-33.3%	-2	
	Other	OT	3	▲	+50.0%	+1	
	Capias	CA	1	▼	-50.0%	-1	
	Felony	CF	1	▼	-50.0%	-1	
	Non-Family Abuse Protective Order	AP	1	▲		+1	
	Motion - Protective Order	MP	0	▼	-100.0%	-1	
	Total			30	▼	-26.8%	-11
Juvenile	Custody Visitation	CV	18	▼	-21.7%	-5	
	Misdemeanor	DM	4	▲	+100.0%	+2	
	Non-Family Abuse Protective Order	AP	3	▲		+3	
	Paternity	PT	2	↔		-	
	Show Cause	SC	2	▲		+2	
	Traffic	T	2	▲	+100.0%	+1	
	Family Abuse - Protective Order	FP	1	▲		+1	
	Felony	DF	1	▲		+1	
	Status	ST	1	▲		+1	
	Child In Need of Services	CS	0	▼	-100.0%	-1	
	Foster Care Review	FC	0	▼	-100.0%	-1	
	Other	OT	0	▼	-100.0%	-1	
	Total			34	▲	9.7%	+3
	GRAND TOTAL			64	▼	-11.1%	-8

Dispositions by Major Case Category**

Category	Summary	Change	% Change	Absolute Change
Adult Criminal	12	▼	-29.4%	-5
Child Dependency	0	▼	-100.0%	-1
Child in Need of Services/Supervision	0	▼	-100.0%	-1
Custody and Visitation	20	▼	-20.0%	-5
Delinquency	7	▲	+250.0%	+5
Juvenile Miscellaneous	1	▲		+1
Other	3	▼		0
Protective Orders	9	▲	+80.0%	+4
Support	10	▼	-41.2%	-7
Traffic	2	▲	+100.0%	+1
GRAND TOTAL	64	▼	-11.1%	-8

* Compared to same time period as previous year
 2/15/2024 10:11:50AM

** Case Type Categories are defined in the 2017 Virginia Judicial Workload Assessment
 Source: SCV-SQL-Information

2024 Overall GRAND TOTAL		Distribution of Caseload		Change*		Percentage (%) of Caseload			
158 -1.3% 	-2	Adult	75	47%	-2.6% ▼	-2	Adult	48.1%	47.5%
		Juvenile	83	53%	0.0%	0	Juvenile	51.9%	52.5%
GRAND TOTAL		158	100%	-1.3% ▼	-2	GRAND TOTAL		100%	100%

Dispositions by Division & Code

Division	Case Type Description	Code	Summary	Change	% Change	Absolute Change
Adult	Civil Support	VS	20	▼	-4.8%	-1
	Show Cause	SC	14	▲		-
	Other	OT	12	▲	+50.0%	+4
	Misdemeanor	CM	11	▼	-31.3%	-5
	Family Abuse - Protective Order	FP	7	▲	+40.0%	+2
	Felony	CF	5	▲	+66.7%	+2
	Capias	CA	3	▼	-40.0%	-2
	Motion - Protective Order	MP	1	▼	-50.0%	-1
	Violation Family Abuse Protective Order	PS	1	▲	-	+1
	Violation of Protective Order	PV	1	↔		-
	Bond Forfeiture	BF	0	▼	-100.0%	-1
	Non-Family Abuse Protective Order	AP	0	▼	-100.0%	-1
	Total			75	▼	-2.6%
Juvenile	Custody Visitation	CV	33	▼	-31.3%	-15
	Misdemeanor	DM	12	▲	+200.0%	+8
	Motion - Protective Order	MP	12	▼	-14.3%	-2
	Paternity	PT	9	▲	+200.0%	+6
	Child In Need of Services	CS	4	▲	+100.0%	+2
	Felony	DF	3	▲	-	+3
	Abuse and Neglect	AN	2	▲	-	+2
	Initial Foster Care	IF	2	▲	-	+2
	Permanency Planning	PH	2	↔		-
	Foster Care Review	FC	1	↔		-
	Status	ST	1	▼	-66.7%	-2
	Terminate Parental Rights	TP	1	▲	-	+1
	Traffic	T	1	▼	-75.0%	-3
	Entrustment	ET	0	▼	-100.0%	-1
	Relief of Custody	CR	0	▼	-100.0%	-1
	Total			83		0.0%
GRAND TOTAL			158	▼	-1.3%	-2

Dispositions by Major Case Category**

Category	Summary	Change	% Change	Absolute Change	
Adult Criminal	30	▲	-3.2%	-1	
Child Dependency	8	▲	+60.0%	+3	
Child in Need of Services/Supervision	4	▲	+100.0%	+2	
Custody and Visitation	42	▲	-17.6%	-9	
Delinquency	15	▲	+275.0%	+11	
Juvenile Miscellaneous	1	▼	-66.7%	-2	
Other	12	▲	+50.0%	+4	
Protective Orders	20	▼	-9.1%	-2	
Support	25	▼	-16.7%	-5	
Traffic	1	▼	-75.0%	-3	
GRAND TOTAL		158	▼	-1.3%	-2

* Compared to same time period as previous year
 2/15/2024 10:11:50AM

** Case Type Categories are defined in the 2017 Virginia Judicial Workload Assessment
 Source: SCV-SQL-Information

2024 Overall GRAND TOTAL		Distribution of Caseload		Change*		Percentage (%) of Caseload			
88	+10 12.8%	Adult	54	61%	31.7% ▲	+13	Adult	52.6%	61.4%
2024	↑	Juvenile	34	39%	-8.1% ▼	-3	Juvenile	47.4%	38.6%
2023		GRAND TOTAL	88	100%	12.8% ▲	+10	GRAND TOTAL	100%	100%

Dispositions by Division & Code

Division	Case Type Description	Code	Summary	Change	% Change	Absolute Change
Adult	Civil Support	VS	15	▼	-11.8%	-2
	Misdemeanor	CM	14	▲	+366.7%	+11
	Capias	CA	6	▲	-	+6
	Family Abuse - Protective Order	FP	5	▲	+150.0%	+3
	Other	OT	5	↔	-	-
	Show Cause	SC	5	▲	-58.3%	-7
	Felony	CF	2	▲	+100.0%	+1
	Motion - Protective Order	MP	1	↔	-	-
	Non-Family Abuse Protective Order	AP	1	▲	-	+1
	Total		54	▲	31.7%	+13
Juvenile	Custody Visitation	CV	26	▼	-3.7%	-1
	Traffic	T	3	▲	+200.0%	+2
	Misdemeanor	DM	2	▼	-33.3%	-1
	Child In Need of Services	CS	1	▲	-	+1
	Foster Care Review	FC	1	▲	-	+1
	Motion - Protective Order	MP	1	▲	-	+1
	Abuse and Neglect	AN	0	▼	-100.0%	-3
	Felony	DF	0	▼	-100.0%	-2
Paternity	PT	0	▼	-100.0%	-1	
	Total		34	▼	-8.1%	-3
GRAND TOTAL			88	▲	12.8%	+10

Dispositions by Major Case Category**

Category	Summary	Change	% Change	Absolute Change
Adult Criminal	25	▲	+525.0%	+21
Child Dependency	1	▲	-66.7%	-2
Child in Need of Services/Supervision	1	▲	-	+1
Custody and Visitation	26	▼	-7.1%	-2
Delinquency	2	▼	-60.0%	-3
Other	5	↔	-	0
Protective Orders	8	▲	+166.7%	+5
Support	17	▼	-41.4%	-12
Traffic	3	▲	+200.0%	+2
GRAND TOTAL	88	▲	12.8%	+10

* Compared to same time period as previous year
 2/15/2024 10:11:50AM

** Case Type Categories are defined in the 2017 Virginia Judicial Workload Assessment
 Source: SCV-SQL-Information

2024 Overall GRAND TOTAL		Distribution of Caseload		Change*		Percentage (%) of Caseload			
<p>2024 81 2023</p>	<p>+34 72.3%</p>	Adult	50	62%	66.7% ▲	+20	Adult	2023	2024
		Juvenile	31	38%	82.4% ▲	+14	Juvenile	63.8%	61.7%
GRAND TOTAL		81	100%	72.3% ▲	+34	GRAND TOTAL	100%	100%	

Dispositions by Division & Code

Division	Case Type Description	Code	Summary	Change	% Change	Absolute Change
Adult	Show Cause	SC	21	▲	+320.0%	+16
	Civil Support	VS	11	▲	+120.0%	+6
	Misdemeanor	CM	7	▲	+250.0%	+5
	Other	OT	7	▼	-36.4%	-4
	Capias	CA	4	▲	+100.0%	+2
	Family Abuse - Protective Order	FP	0	▼	-100.0%	-3
	Motion - Protective Order	MP	0	▼	-100.0%	-1
	Remand Support	RS	0	▼	-100.0%	-1
	Total		50	▲	66.7%	+20
Juvenile	Custody Visitation	CV	24	▲	+166.7%	+15
	Show Cause	SC	3	▲	-	+3
	Child In Need of Services	CS	1	▲	-	+1
	Initial Foster Care	IF	1	▲	-	+1
	Misdemeanor	DM	1	↔	-	-
	Terminate Parental Rights	TP	1	▲	-	+1
	Foster Care Review	FC	0	▼	-100.0%	-1
	Other	OT	0	▼	-100.0%	-2
	Traffic	T	0	▼	-100.0%	-3
	Truancy	TR	0	▼	-100.0%	-1
	Total		31	▲	82.4%	+14
GRAND TOTAL			81	▲	72.3%	+34

Dispositions by Major Case Category**

Category	Summary	Change	% Change	Absolute Change
Adult Criminal	30	▲	+500.0%	+25
Child Dependency	2	▲	+100.0%	+1
Child in Need of Services/Supervision	1	▲	-	0
Custody and Visitation	24	▲	+166.7%	+15
Delinquency	4	▲	+300.0%	+3
Other	7	▼	-50.0%	-7
Protective Orders	0	▼	-100.0%	-4
Support	13	▲	+44.4%	+4
Traffic	0	▼	-100.0%	-3
GRAND TOTAL	81	▲	72.3%	+34

* Compared to same time period as previous year
 2/15/2024 10:11:50AM

** Case Type Categories are defined in the 2017 Virginia Judicial Workload Assessment
 Source: SCV-SQL-Information

2024 Overall GRAND TOTAL		Distribution of Caseload		Change*		Percentage (%) of Caseload			
161 	+5	Adult	74	46%	-15.9% ▼	-14	Adult	56.4%	46.0%
	3.2%	Juvenile	87	54%	27.9% ▲	+19	Juvenile	43.6%	54.0%
GRAND TOTAL 161		GRAND TOTAL 161		100%	3.2% ▲	+5	GRAND TOTAL 100%		100%

Dispositions by Division & Code

Division	Case Type Description	Code	Summary	Change	% Change	Absolute Change
Adult	Misdemeanor	CM	24	▲	+14.3%	+3
	Civil Support	VS	17	▼	-34.6%	-9
	Show Cause	SC	11	▼	-21.4%	-3
	Other	OT	10	▼	-33.3%	-5
	Capias	CA	5	▲	+150.0%	+3
	Felony	CF	5	▲	+25.0%	+1
	Family Abuse - Protective Order	FP	2	▼	-60.0%	-3
	Non-Family Abuse Protective Order	AP	0	▼	-100.0%	-1
Total			74	▼	-15.9%	-14
Juvenile	Custody Visitation	CV	51	▼	-3.8%	-2
	Misdemeanor	DM	14	▲	+180.0%	+9
	Traffic	T	12	▲	+50.0%	+4
	Paternity	PT	4	▲	+300.0%	+3
	Child In Need of Services	CS	2	▲	-	+2
	Capias	CA	1	▲	-	+1
	Permanency Planning	PH	1	▲	-	+1
	Show Cause	SC	1	↔	-	-
	Temporary Detention Order	TD	1	▲	-	+1
Total			87	▲	27.9%	+19
GRAND TOTAL			161	▲	3.2%	+5

Dispositions by Major Case Category**

Category	Summary	Change	% Change	Absolute Change	
Adult Criminal	40	▲	+5.3%	+2	
Child Dependency	1	▲	-	+1	
Child in Need of Services/Supervision	2	▲	-	+2	
Custody and Visitation	55	▲	+1.9%	+1	
Delinquency	16	▲	+166.7%	+10	
Other	11	▲	-26.7%	-4	
Protective Orders	2	▼	-66.7%	-4	
Support	22	▲	-24.1%	-7	
Traffic	12	▲	+50.0%	+4	
GRAND TOTAL		161	▲	3.2%	+5

* Compared to same time period as previous year
 2/15/2024 10:11:50AM

** Case Type Categories are defined in the 2017 Virginia Judicial Workload Assessment
 Source: SCV-SQL-Information

2024 Overall GRAND TOTAL		Distribution of Caseload		Change*		Percentage (%) of Caseload			
53	-40 -43.0%	Adult	33 62%	-34.0%	▼	-17	Adult	53.8%	62.3%
2024		Juvenile	20 38%	-53.5%	▼	-23	Juvenile	46.2%	37.7%
2023		GRAND TOTAL	53 100%	-43.0%	▼	-40	GRAND TOTAL	100%	100%

Dispositions by Division & Code

Division	Case Type Description	Code	Summary	Change	% Change	Absolute Change
Adult	Civil Support	VS	10	▼	-9.1%	-1
	Misdemeanor	CM	5	▼	-50.0%	-5
	Other	OT	5	▼	-44.4%	-4
	Capias	CA	4	▲	-33.3%	-2
	Felony	CF	3	▲	+50.0%	+1
	Show Cause	SC	3	▼	-72.7%	-8
	Family Abuse - Protective Order	FP	2	▲	+100.0%	+1
	Protective Order	PC	1	▲	-	+1
	Total		33	▼	-34.0%	-17
Juvenile	Custody Visitation	CV	11	▼	-62.1%	-18
	Felony	DF	2	▲	-	+2
	Misdemeanor	DM	2	↔	-	-
	Truancy	TR	2	▲	-	+2
	Civil Violation	CI	1	▲	-	+1
	Show Cause	SC	1	▼	-75.0%	-3
	Terminate Parental Rights	TP	1	▲	-	+1
	Foster Care Review	FC	0	▼	-100.0%	-3
	Qualified Residential Treatment	QR	0	▼	-100.0%	-1
	Remand Custody	RC	0	▼	-100.0%	-1
	Traffic	T	0	▼	-100.0%	-2
	Voluntary Continuing Services and Support Agreem	VA	0	▼	-100.0%	-1
		Total		20	▼	-53.5%
GRAND TOTAL			53	▼	-43.0%	-40

Dispositions by Major Case Category**

Category	Summary	Change	% Change	Absolute Change		
Adult Criminal	14	▲	-17.6%	-3		
Child Dependency	1	▲	-80.0%	-4		
Child in Need of Services/Supervision	2	▲	-	+2		
Custody and Visitation	11	▼	-62.1%	-18		
Delinquency	5	▲	-16.7%	-1		
New to Workload Study	1	▲	-	+1		
Other	5	▼	-50.0%	-5		
Protective Orders	2	▲	+100.0%	+1		
Support	12	▼	-47.8%	-11		
Traffic	0	▼	-100.0%	-2		
GRAND TOTAL			53	▼	-43.0%	-40

* Compared to same time period as previous year
 2/15/2024 10:11:50AM

** Case Type Categories are defined in the 2017 Virginia Judicial Workload Assessment
 Source: SCV-SQL-Information

2024 Overall GRAND TOTAL		Distribution of Caseload			Change*		Percentage (%) of Caseload			
255 -52 -16.9% 		Adult	168	66%	-18.8%	▼	-39	Adult	67.4%	65.9%
		Juvenile	87	34%	-13.0%	▼	-13	Juvenile	32.6%	34.1%
		GRAND TOTAL	255	100%	-16.9%	▼	-52	GRAND TOTAL	100%	100%

Dispositions by Division & Code

Division	Case Type Description	Code	Summary	Change	% Change	Absolute Change
Adult	Other	OT	51	▼	+2.0%	+1
	Misdemeanor	CM	36	▼	-32.1%	-17
	Show Cause	SC	25	▼	-26.5%	-9
	Civil Support	VS	21	▲	+10.5%	+2
	Capias	CA	13	▼	-23.5%	-4
	Family Abuse - Protective Order	FP	12	▲	+50.0%	+4
	Felony	CF	7	▼	-69.6%	-16
	Bond Forfeiture	BF	2	▲	+100.0%	+1
	Violation of Protective Order	PV	1	↔		-
	Motion - Protective Order	MP	0	▼	-100.0%	-1
	Total		168	▼	-18.8%	-39
Juvenile	Custody Visitation	CV	52	▼	-10.3%	-6
	Mental Commitment	MC	13	▼	-13.3%	-2
	Permanency Planning	PH	9	▲	-	+9
	Misdemeanor	DM	4	▼	-33.3%	-2
	Emergency Custody Order	EC	2	▲	-	+2
	Status	ST	2	▲	-	+2
	Temporary Detention Order	TD	2	▲	-	+2
	Emancipation	EP	1	▲	-	+1
	Show Cause	SC	1	▼	-50.0%	-1
	Truancy	TR	1	▼	-50.0%	-1
	Felony	DF	0	▼	-100.0%	-4
	Non-Family Abuse Protective Order	AP	0	▼	-100.0%	-3
	Paternity	PT	0	▼	-100.0%	-3
	Remand Custody	RC	0	▼	-100.0%	-2
	Remand Visitation	RV	0	▼	-100.0%	-2
	Terminate Parental Rights	TP	0	▼	-100.0%	-3
		Total		87	▼	-13.0%
	GRAND TOTAL		255	▼	-16.9%	-52

Dispositions by Major Case Category**

Category	Summary	Change	% Change	Absolute Change
Adult Criminal	71	▼	-33.6%	-36
Child Dependency	9	▲	+200.0%	+6
Child in Need of Services/Supervision	1	▼	-50.0%	-1
Custody and Visitation	52	▼	-14.8%	-9
Delinquency	5	▼	-58.3%	-7
Juvenile Miscellaneous	3	▲	-	+3
Other	68	▲	-1.4%	-1
Protective Orders	12	▼		0
Support	34	▼	-17.1%	-7
	GRAND TOTAL		-16.9%	-52

* Compared to same time period as previous year
 2/15/2024 10:11:50AM

** Case Type Categories are defined in the 2017 Virginia Judicial Workload Assessment
 Source: SCV-SQL-Information

2024 Overall GRAND TOTAL		Distribution of Caseload		Change*		Percentage (%) of Caseload			
100 +30 42.9% 	Adult	53	53%	29.3%	▲	+12	Adult	2023: 58.6%	2024: 53.0%
	Juvenile	47	47%	62.1%	▲	+18	Juvenile	41.4%	47.0%
GRAND TOTAL		100	100%	42.9%	▲	+30	GRAND TOTAL	100%	100%

Dispositions by Division & Code

Division	Case Type Description	Code	Summary	Change	% Change	Absolute Change
Adult	Misdemeanor	CM	19	▲	+850.0%	+17
	Civil Support	VS	11	▲	+57.1%	+4
	Show Cause	SC	9	▲	+50.0%	+3
	Capias	CA	3	↔		-
	Family Abuse - Protective Order	FP	3	▼	-57.1%	-4
	Felony	CF	3	↔		-
	Other	OT	3	▼	-66.7%	-6
	Motion - Protective Order	MP	1	▼	-66.7%	-2
	Remand Support	RS	1	↔		-
	Total			53	▲	29.3%
Juvenile	Custody Visitation	CV	39	▲	+200.0%	+26
	Felony	DF	3	▲	-	+3
	Traffic	T	2	▼	-50.0%	-2
	Child In Need of Services	CS	1	▲	-	+1
	Misdemeanor	DM	1	▼	-50.0%	-1
	Truancy	TR	1	↔		-
	Foster Care Review	FC	0	▼	-100.0%	-1
	Non-Family Abuse Protective Order	AP	0	▼	-100.0%	-1
	Paternity	PT	0	▼	-100.0%	-1
	Permanency Planning	PH	0	▼	-100.0%	-2
	Qualified Residential Treatment	QR	0	▼	-100.0%	-1
	Show Cause	SC	0	▼	-100.0%	-3
	Total			47	▲	62.1%
GRAND TOTAL			100	▲	42.9%	+30

Dispositions by Major Case Category**

Category	Summary	Change	% Change	Absolute Change	
Adult Criminal	28	▲	+115.4%	+15	
Child Dependency	0	▼	-100.0%	-4	
Child in Need of Services/Supervision	2	▲	+100.0%	+1	
Custody and Visitation	39	▲	+178.6%	+25	
Delinquency	4	▲	-20.0%	-1	
Other	4	▼	-60.0%	-6	
Protective Orders	4	▼	-63.6%	-7	
Support	17	▲	+112.5%	+9	
Traffic	2	▼	-50.0%	-2	
GRAND TOTAL		100	▲	42.9%	+30

* Compared to same time period as previous year
 2/15/2024 10:11:50AM

** Case Type Categories are defined in the 2017 Virginia Judicial Workload Assessment
 Source: SCV-SQL-Information

2024 Overall GRAND TOTAL		Distribution of Caseload			Change*		Percentage (%) of Caseload		
1,881	-34 -1.8%	Adult	986	52%	7.6% ▲	+70	Adult	47.8%	52.4%
2024		Juvenile	895	48%	-10.4% ▼	-104	Juvenile	52.2%	47.6%
2023		GRAND TOTAL	1,881	100%	-1.8% ▼	-34	GRAND TOTAL	100%	100%

Dispositions by Division & Code

Division	Case Type Description	Code	Summary	Change	% Change	Absolute Change	
Adult	Misdemeanor	CM	233	▼	-0.9%	-2	
	Civil Support	VS	217	▲	+19.2%	+35	
	Show Cause	SC	170	▲	+29.8%	+39	
	Other	OT	98	▼	-19.0%	-23	
	Capias	CA	86	▲	+53.6%	+30	
	Felony	CF	79	▲	+25.4%	+16	
	Family Abuse - Protective Order	FP	78	▲	+8.3%	+6	
	Remand Support	RS	17	▼	-48.5%	-16	
	Violation of Protective Order	PV	4	▼	-50.0%	-4	
	Non-Family Abuse Protective Order	AP	2	▼	-33.3%	-1	
	Motion - Protective Order	MP	1	▼	-91.7%	-11	
	Return of Desposit (Bondsman)	RD	1	▲	-	+1	
		Total		986	▲	7.6%	+70
Juvenile	Custody Visitation	CV	520	▼	-14.3%	-87	
	Misdemeanor	DM	151	▲	+33.6%	+38	
	Traffic	T	57	▼	-14.9%	-10	
	Remand Custody	RC	38	▼	-47.2%	-34	
	Remand Visitation	RV	36	▼	-2.7%	-1	
	Felony	DF	35	▼	-22.2%	-10	
	Special Immigrant Juvenile Status	SI	11	▲	+10.0%	+1	
	Status	ST	9	▼	-35.7%	-5	
	Abuse and Neglect	AN	6	▲	-	+6	
	Paternity	PT	6	▲	+50.0%	+2	
	Permanency Planning	PH	6	▲	+50.0%	+2	
	Truancy	TR	6	▲	+500.0%	+5	
	Civil Violation	CI	4	▲	-	+4	
	Child In Need of Services	CS	2	▼	-66.7%	-4	
	Non-Family Abuse Protective Order	AP	2	▼	-33.3%	-1	
	Temporary Detention Order	TD	2	▼	-77.8%	-7	
	Foster Care Review	FC	1	▼	-50.0%	-1	
	Initial Foster Care	IF	1	▲	-	+1	
	Show Cause	SC	1	▼	-50.0%	-1	
	Terminate Parental Rights	TP	1	▲	-	+1	
	Emergency Custody Order	EC	0	▼	-100.0%	-1	
	Family Abuse - Protective Order	FP	0	▼	-100.0%	-1	
	Motion - Protective Order	MP	0	▼	-100.0%	-1	
		Total		895	▼	-10.4%	-104
		GRAND TOTAL		1,881	▼	-1.8%	-34

Dispositions by Major Case Category**

Category	Summary	Change	% Change	Absolute Change
Adult Criminal	478	▲	+9.4%	+41
Child Dependency	15	▲	+150.0%	+9
Child in Need of Services/Supervision	8	▲	-	0
Custody and Visitation	526	▲	-13.9%	-85
Delinquency	187	▲	+17.6%	+28
Juvenile Miscellaneous	9	▼	-35.7%	-5
New to Workload Study	15	▲	+50.0%	+5

* Compared to same time period as previous year
 2/15/2024 10:11:50AM

** Case Type Categories are defined in the 2017 Virginia Judicial Workload Assessment
 Source: SCV-SQL-Information

Other	192	▲	-29.7%	-81
Protective Orders	83	▼	-9.8%	-9
Support	311	▲	+30.7%	+73
Traffic	57	▼	-14.9%	-10
GRAND TOTAL	1,881	▼	-1.8%	-34

2024 Overall GRAND TOTAL		Distribution of Caseload		Change*		Percentage (%) of Caseload			
141	+26 22.6%	Adult	75	53%	-1.3% ▼	-1	Adult	66.1%	53.2%
2024		Juvenile	66	47%	69.2% ▲	+27	Juvenile	33.9%	46.8%
2023		GRAND TOTAL	141	100%	22.6% ▲	+26	GRAND TOTAL	100%	100%

Dispositions by Division & Code

Division	Case Type Description	Code	Summary	Change	% Change	Absolute Change
Adult	Civil Support	VS	16	▲	+14.3%	+2
	Misdemeanor	CM	13	▼	-48.0%	-12
	Show Cause	SC	12	▲	+50.0%	+4
	Other	OT	11	▼	-21.4%	-3
	Felony	CF	10	▲	+400.0%	+8
	Capias	CA	7	↔		-
	Family Abuse - Protective Order	FP	6	▲	+50.0%	+2
	Motion - Protective Order	MP	0	▼	-100.0%	-2
	Total		75	▼	-1.3%	-1
Juvenile	Custody Visitation	CV	46	▲	+318.2%	+35
	Misdemeanor	DM	9	▲	+12.5%	+1
	Felony	DF	3	▼	-40.0%	-2
	Abuse and Neglect	AN	2	▲		+2
	Child In Need of Services	CS	2	▲		+2
	Truancy	TR	2	▲		+2
	Permanency Planning	PH	1	▲		+1
	Traffic	T	1	▼	-87.5%	-7
	Foster Care Review	FC	0	▼	-100.0%	-3
	Status	ST	0	▼	-100.0%	-3
	Temporary Detention Order	TD	0	▼	-100.0%	-1
		Total		66	▲	69.2%
GRAND TOTAL			141	▲	22.6%	+26

Dispositions by Major Case Category**

Category	Summary	Change	% Change	Absolute Change	
Adult Criminal	34	▲	-12.8%	-5	
Child Dependency	3	▲		0	
Child in Need of Services/Supervision	4	▲		+4	
Custody and Visitation	46	▲	+318.2%	+35	
Delinquency	12	▼	-7.7%	-1	
Juvenile Miscellaneous	0	▼	-100.0%	-3	
Other	11	▼	-26.7%	-4	
Protective Orders	6	▼		0	
Support	24	▲	+41.2%	+7	
Traffic	1	▼	-87.5%	-7	
GRAND TOTAL		141	▲	22.6%	+26

* Compared to same time period as previous year
 2/15/2024 10:11:50AM

** Case Type Categories are defined in the 2017 Virginia Judicial Workload Assessment
 Source: SCV-SQL-Information

2024 Overall GRAND TOTAL		Distribution of Caseload			Change*		Percentage (%) of Caseload		
1,343	+215 19.1%	Adult	762	57%	21.0% ▲	+132	Adult	55.9%	56.7%
2024		Juvenile	581	43%	16.7% ▲	+83	Juvenile	44.1%	43.3%
2023		GRAND TOTAL	1,343	100%	19.1% ▲	+215	GRAND TOTAL	100%	100%

Dispositions by Division & Code

Division	Case Type Description	Code	Summary	Change	% Change	Absolute Change	
Adult	Misdemeanor	CM	165	▲	+1.9%	+3	
	Show Cause	SC	159	▲	+20.5%	+27	
	Other	OT	142	▲	+63.2%	+55	
	Civil Support	VS	112	▲	+21.7%	+20	
	Capias	CA	101	▲	+29.5%	+23	
	Family Abuse - Protective Order	FP	38	▲	+8.6%	+3	
	Felony	CF	38	↔	-	-	
	Non-Family Abuse Protective Order	AP	5	▲	+25.0%	+1	
	Motion - Protective Order	MP	1	▼	-50.0%	-1	
	Restricted License for Non-Support	SL	1	▲	-	+1	
	Total		762	▲	21.0%	+132	
Juvenile	Custody Visitation	CV	320	▲	+10.7%	+31	
	Misdemeanor	DM	47	▲	+14.6%	+6	
	Paternity	PT	44	▲	+37.5%	+12	
	Felony	DF	37	▲	+12.1%	+4	
	Permanency Planning	PH	35	▲	+94.4%	+17	
	Foster Care Review	FC	21	▲	+110.0%	+11	
	Terminate Parental Rights	TP	16	▲	+60.0%	+6	
	Special Immigrant Juvenile Status	SI	12	▲	+9.1%	+1	
	Abuse and Neglect	AN	9	▼	-25.0%	-3	
	Status	ST	5	▲	+150.0%	+3	
	Child In Need of Services	CS	3	↔	-	-	
	Initial Foster Care	IF	3	▼	-50.0%	-3	
	Mental Commitment	MC	3	▼	-57.1%	-4	
	Remand Custody	RC	3	▲	-	+3	
	Remand Visitation	RV	3	▲	-	+3	
	Show Cause	SC	3	▲	+200.0%	+2	
	Temporary Detention Order	TD	3	▼	-62.5%	-5	
	Traffic	T	3	▼	-62.5%	-5	
	Truancy	TR	3	▲	+200.0%	+2	
	Non-Family Abuse Protective Order	AP	2	▲	-	+2	
	Voluntary Continuing Services and Support Agree	VA	2	↔	-	-	
	Family Abuse - Protective Order	FP	1	▲	-	+1	
	Juvenile Support	JS	1	▲	-	+1	
	Qualified Residential Treatment	QR	1	▼	-66.7%	-2	
	Relief of Custody	CR	1	↔	-	-	
		Total		581	▲	16.7%	+83
	GRAND TOTAL			1,343	▲	19.1%	+215

Dispositions by Major Case Category**

Category	Summary	Change	% Change	Absolute Change
Adult Criminal	337	▲	+7.7%	+24
Child Dependency	88	▲	+41.9%	+26
Child in Need of Services/Supervision	6	▲	+20.0%	+1
Custody and Visitation	364	▲	+13.4%	+43
Delinquency	87	▲	+17.6%	+13
Juvenile Miscellaneous	5	▲	+150.0%	+3
New to Workload Study	12	▲	+9.1%	+1

* Compared to same time period as previous year
 2/15/2024 10:11:50AM

** Case Type Categories are defined in the 2017 Virginia Judicial Workload Assessment
 Source: SCV-SQL-Information

CPSS - JCMS CASELOAD STATISTICS OF THE JUVENILE & DOMESTIC RELATIONS DISTRICT COURTS
 January 2024 thru January 2024 Dispositions (Compared to January 2023 thru January 2023)

Richmond

District: 13 FIPS: 760

Other	154	▲	+51.0%	+52
Protective Orders	47	▲	+14.6%	+6
Support	240	▲	+27.0%	+51
Traffic	3	▼	-62.5%	-5
GRAND TOTAL	1,343	▲	19.1%	+215

2024 Overall GRAND TOTAL		Distribution of Caseload		Change*		Percentage (%) of Caseload			
1,492	+153 11.4%	Adult	752	50%	14.6% ▲	+96	Adult	49.0%	50.4%
2024		Juvenile	740	50%	8.3% ▲	+57	Juvenile	51.0%	49.6%
2023		GRAND TOTAL	1,492	100%	11.4% ▲	+153	GRAND TOTAL	100%	100%

Dispositions by Division & Code

Division	Case Type Description	Code	Summary	Change	% Change	Absolute Change	
Adult	Civil Support	VS	160	▲	+73.9%	+68	
	Show Cause	SC	151	▲	+14.4%	+19	
	Misdemeanor	CM	148	▼	-15.4%	-27	
	Capias	CA	85	▲	+49.1%	+28	
	Other	OT	80	▲	+1.3%	+1	
	Family Abuse - Protective Order	FP	54	▼	-10.0%	-6	
	Felony	CF	54	▲	+12.5%	+6	
	Motion - Protective Order	MP	8	▲	+14.3%	+1	
	Violation of Protective Order	PV	6	▲	+500.0%	+5	
	Remand Support	RS	3	▲	+200.0%	+2	
	Non-Family Abuse Protective Order	AP	2	▼	-50.0%	-2	
	Restricted License for Non-Support	SL	1	▲	-	+1	
		Total		752	▲	14.6%	+96
Juvenile	Custody Visitation	CV	476	▲	+12.0%	+51	
	Misdemeanor	DM	73	▼	-12.0%	-10	
	Traffic	T	55	▼	-5.2%	-3	
	Felony	DF	32	▲	+10.3%	+3	
	Permanency Planning	PH	17	▲	+183.3%	+11	
	Abuse and Neglect	AN	13	▼	-27.8%	-5	
	Special Immigrant Juvenile Status	SI	13	▲	+85.7%	+6	
	Capias	CA	7	▼	-22.2%	-2	
	Foster Care Review	FC	7	▼	-50.0%	-7	
	Initial Foster Care	IF	7	▼	-41.7%	-5	
	Status	ST	7	▲	+250.0%	+5	
	Show Cause	SC	6	▲	+200.0%	+4	
	Paternity	PT	5	↔	-	-	
	Non-Family Abuse Protective Order	AP	4	▲	+100.0%	+2	
	Temporary Detention Order	TD	4	▲	+100.0%	+2	
	Terminate Parental Rights	TP	4	▲	-	+4	
	Child In Need of Services	CS	3	▼	-50.0%	-3	
	Other	OT	2	▲	-	+2	
	Mental Commitment	MC	1	▼	-50.0%	-1	
	Remand Custody	RC	1	▲	-	+1	
	Remand Visitation	RV	1	▲	-	+1	
	Truancy	TR	1	▲	-	+1	
	Voluntary Continuing Services and Support Agreem	VA	1	▲	-	+1	
	Motion - Protective Order	MP	0	▼	-100.0%	-1	
		Total		740	▲	8.3%	+57
	GRAND TOTAL			1,492	▲	11.4%	+153

Dispositions by Major Case Category**

Category	Summary	Change	% Change	Absolute Change
Adult Criminal	326	▲	+7.2%	+22
Child Dependency	49	▲	-2.0%	-1
Child in Need of Services/Supervision	4	▲	-33.3%	-2
Custody and Visitation	481	▲	+11.9%	+51
Delinquency	118	▲	-4.1%	-5
Juvenile Miscellaneous	7	▲	+250.0%	+5

* Compared to same time period as previous year
 2/15/2024 10:11:50AM

** Case Type Categories are defined in the 2017 Virginia Judicial Workload Assessment
 Source: SCV-SQL-Information

CPSS - JCMS CASELOAD STATISTICS OF THE JUVENILE & DOMESTIC RELATIONS DISTRICT COURTS
 January 2024 thru January 2024 Dispositions (Compared to January 2023 thru January 2023)

New to Workload Study	13	▲	+85.7%	+6
Other	92	▲	+9.5%	+8
Protective Orders	68	▼	-8.1%	-6
Support	279	▲	+38.8%	+78
Traffic	55	▼	-5.2%	-3
GRAND TOTAL	1,492	▲	11.4%	+153

2024 Overall GRAND TOTAL		Distribution of Caseload			Change*		Percentage (%) of Caseload		
205 	+11	Adult	124	60%	13.8% ▲	+15	Adult	56.2%	60.5%
	5.7%	Juvenile	81	40%	-4.7% ▼	-4	Juvenile	43.8%	39.5%
		GRAND TOTAL	205	100%	5.7% ▲	+11	GRAND TOTAL	100%	100%

Dispositions by Division & Code

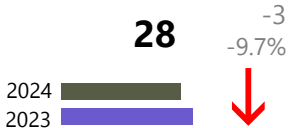
Division	Case Type Description	Code	Summary	Change	% Change	Absolute Change
Adult	Misdemeanor	CM	29	▼	-17.1%	-6
	Civil Support	VS	19	▲	+5.6%	+1
	Show Cause	SC	18	▲	+38.5%	+5
	Family Abuse - Protective Order	FP	15	▲	+15.4%	+2
	Felony	CF	12	▲	+33.3%	+3
	Other	OT	12	▼	-14.3%	-2
	Capias	CA	11	▲	+175.0%	+7
	Remand Support	RS	3	▲	-	+3
	Motion - Protective Order	MP	2	↔	-	-
	Non-Family Abuse Protective Order	AP	1	▲	-	+1
	Violation Family Abuse Protective Order	PS	1	▲	-	+1
	Violation of Protective Order	PV	1	↔	-	-
Total			124	▲	13.8%	+15
Juvenile	Custody Visitation	CV	72	▲	+28.6%	+16
	Misdemeanor	DM	2	▲	-	+2
	Non-Family Abuse Protective Order	AP	2	▲	-	+2
	Child In Need of Services	CS	1	▲	-	+1
	Paternity	PT	1	↔	-	-
	Permanency Planning	PH	1	▲	-	+1
	Status	ST	1	▲	-	+1
	Traffic	T	1	▼	-90.0%	-9
	Felony	DF	0	▼	-100.0%	-17
	Protective Order	PC	0	▼	-100.0%	-1
	Total			81	▼	-4.7%
GRAND TOTAL			205	▲	5.7%	+11

Dispositions by Major Case Category**

Category	Summary	Change	% Change	Absolute Change	
Adult Criminal	57	▲	+18.8%	+9	
Child Dependency	1	▲	-	+1	
Child in Need of Services/Supervision	1	▲	-	+1	
Custody and Visitation	73	▲	+28.1%	+16	
Delinquency	2	▲	-88.9%	-16	
Juvenile Miscellaneous	1	▲	-	+1	
Other	15	▲	+7.1%	+1	
Protective Orders	20	▲	+33.3%	+5	
Support	34	▲	+6.3%	+2	
Traffic	1	▼	-90.0%	-9	
GRAND TOTAL		205	▲	5.7%	+11

* Compared to same time period as previous year
 2/15/2024 10:11:50AM

** Case Type Categories are defined in the 2017 Virginia Judicial Workload Assessment
 Source: SCV-SQL-Information

2024 Overall GRAND TOTAL		Distribution of Caseload		Change*		Percentage (%) of Caseload			
28 	-3 -9.7%	Adult	16	57%	-5.9% ▼	-1	Adult	54.8%	57.1%
		Juvenile	12	43%	-14.3% ▼	-2	Juvenile	45.2%	42.9%
GRAND TOTAL		GRAND TOTAL	28	100%	-9.7% ▼	-3	GRAND TOTAL	100%	100%

Dispositions by Division & Code

Division	Case Type Description	Code	Summary	Change	% Change	Absolute Change
Adult	Other	OT	5	▲	+66.7%	+2
	Misdemeanor	CM	4	↔		-
	Civil Support	VS	2	↔		-
	Felony	CF	2	▲	+100.0%	+1
	Capias	CA	1	▼	-50.0%	-1
	Family Abuse - Protective Order	FP	1	↔		-
	Motion - Protective Order	MP	1	▼	-50.0%	-1
	Show Cause	SC	0	▼	-100.0%	-2
Total			16	▼	-5.9%	-1
Juvenile	Custody Visitation	CV	5	▼	-44.4%	-4
	Misdemeanor	DM	4	▲	-	+4
	Traffic	T	2	▼	-33.3%	-1
	Status	ST	1	▲	-	+1
	Motion - Protective Order	MP	0	▼	-100.0%	-1
	Permanency Planning	PH	0	▼	-100.0%	-1
Total			12	▼	-14.3%	-2
GRAND TOTAL			28	▼	-9.7%	-3

Dispositions by Major Case Category**

Category	Summary	Change	% Change	Absolute Change	
Adult Criminal	7	▲	+16.7%	+1	
Child Dependency	0	▼	-100.0%	-1	
Custody and Visitation	5	▼	-44.4%	-4	
Delinquency	4	▲	-	+4	
Juvenile Miscellaneous	1	▲	-	+1	
Other	5	▲	+66.7%	+2	
Protective Orders	2	▼	-50.0%	-2	
Support	2	▼	-60.0%	-3	
Traffic	2	▼	-33.3%	-1	
GRAND TOTAL		28	▼	-9.7%	-3

* Compared to same time period as previous year
 2/15/2024 10:11:50AM

** Case Type Categories are defined in the 2017 Virginia Judicial Workload Assessment
 Source: SCV-SQL-Information

2024 Overall GRAND TOTAL		Distribution of Caseload		Change*		Percentage (%) of Caseload			
158	-52 -24.8%	Adult	82	52%	-30.5% ▼	-36	Adult	56.2%	51.9%
2024		Juvenile	76	48%	-17.4% ▼	-16	Juvenile	43.8%	48.1%
2023		GRAND TOTAL	158	100%	-24.8% ▼	-52	GRAND TOTAL	100%	100%

Dispositions by Division & Code

Division	Case Type Description	Code	Summary	Change	% Change	Absolute Change
Adult	Misdemeanor	CM	24	▼	-7.7%	-2
	Other	OT	23	▲	+64.3%	+9
	Civil Support	VS	12	▼	-53.8%	-14
	Show Cause	SC	9	▼	-65.4%	-17
	Family Abuse - Protective Order	FP	5	▼	-28.6%	-2
	Felony	CF	5	↔		-
	Capias	CA	2	▼	-71.4%	-5
	Motion - Protective Order	MP	1	▼	-66.7%	-2
	Remand Support	RS	1	▲	-	+1
	Non-Family Abuse Protective Order	AP	0	▼	-100.0%	-2
	Violation of Protective Order	PV	0	▼	-100.0%	-2
		Total		82	▼	-30.5%
Juvenile	Custody Visitation	CV	45	▼	-28.6%	-18
	Misdemeanor	DM	6	▼	-45.5%	-5
	Foster Care Review	FC	5	▲	+25.0%	+1
	Mental Commitment	MC	5	▲	+150.0%	+3
	Felony	DF	3	▲	+200.0%	+2
	Abuse and Neglect	AN	2	▲	-	+2
	Traffic	T	2	▼	-60.0%	-3
	Emergency Custody Order	EC	1	▲	-	+1
	Initial Foster Care	IF	1	▲	-	+1
	Paternity	PT	1	▼	-50.0%	-1
	Permanency Planning	PH	1	▲	-	+1
	Remand Custody	RC	1	▲	-	+1
	Remand Visitation	RV	1	▲	-	+1
	Show Cause	SC	1	↔		-
	Status	ST	1	▲	-	+1
	Child In Need of Services	CS	0	▼	-100.0%	-2
	Temporary Detention Order	TD	0	▼	-100.0%	-1
		Total		76	▼	-17.4%
GRAND TOTAL			158	▼	-24.8%	-52

Dispositions by Major Case Category**

Category	Summary	Change	% Change	Absolute Change	
Adult Criminal	37	▼	-32.7%	-18	
Child Dependency	9	▲	+125.0%	+5	
Child in Need of Services/Supervision	0	▼	-100.0%	-2	
Custody and Visitation	46	▼	-29.2%	-19	
Delinquency	10	▲	-23.1%	-3	
Juvenile Miscellaneous	1	▲	-	+1	
Other	32	▲	+88.2%	+15	
Protective Orders	6	▼	-50.0%	-6	
Support	15	▼	-59.5%	-22	
Traffic	2	▼	-60.0%	-3	
GRAND TOTAL		158	▼	-24.8%	-52

* Compared to same time period as previous year
 2/15/2024 10:11:50AM

** Case Type Categories are defined in the 2017 Virginia Judicial Workload Assessment
 Source: SCV-SQL-Information

2024 Overall GRAND TOTAL		Distribution of Caseload		Change*		Percentage (%) of Caseload			
299	-101 -25.3%	Adult	155 52%	-28.2%	▼	-61	Adult	54.0%	51.8%
2024		Juvenile	144 48%	-21.7%	▼	-40	Juvenile	46.0%	48.2%
2023		GRAND TOTAL	299 100%	-25.3%	▼	-101	GRAND TOTAL	100%	100%

Dispositions by Division & Code

Division	Case Type Description	Code	Summary	Change	% Change	Absolute Change
Adult	Misdemeanor	CM	39	▼	-25.0%	-13
	Civil Support	VS	32	▼	-23.8%	-10
	Other	OT	22	▼	-31.3%	-10
	Show Cause	SC	20	▼	-25.9%	-7
	Family Abuse - Protective Order	FP	17	▲	+21.4%	+3
	Capias	CA	15	▼	-37.5%	-9
	Non-Family Abuse Protective Order	AP	4	▲	+33.3%	+1
	Felony	CF	2	▼	-81.8%	-9
	Motion - Protective Order	MP	2	▼	-60.0%	-3
	Violation of Protective Order	PV	2	▼	-66.7%	-4
	Total		155	▼	-28.2%	-61
Juvenile	Custody Visitation	CV	76	▼	-35.6%	-42
	Traffic	T	16	▲	+45.5%	+5
	Misdemeanor	DM	12	↔		-
	Foster Care Review	FC	8	▲	+166.7%	+5
	Initial Foster Care	IF	7	▲	+600.0%	+6
	Abuse and Neglect	AN	6	▲	+500.0%	+5
	Voluntary Continuing Services and Support Agreem	VA	4	▲	-	+4
	Permanency Planning	PH	3	▼	-40.0%	-2
	Status	ST	3	▲	+200.0%	+2
	Child In Need of Services	CS	2	▲	-	+2
	Paternity	PT	2	▼	-33.3%	-1
	Capias	CA	1	▼	-50.0%	-1
	Felony	DF	1	▼	-87.5%	-7
	Non-Family Abuse Protective Order	AP	1	▼	-66.7%	-2
	Other	OT	1	↔		-
	Show Cause	SC	1	▼	-90.0%	-9
	Qualified Residential Treatment	QR	0	▼	-100.0%	-1
	Temporary Detention Order	TD	0	▼	-100.0%	-1
	Truancy	TR	0	▼	-100.0%	-3
	Total		144	▼	-21.7%	-40
GRAND TOTAL			299	▼	-25.3%	-101

Dispositions by Major Case Category**

Category	Summary	Change	% Change	Absolute Change	
Adult Criminal	63	▼	-35.1%	-34	
Child Dependency	28	▲	+154.5%	+17	
Child in Need of Services/Supervision	2	▲	-60.0%	-3	
Custody and Visitation	78	▼	-35.5%	-43	
Delinquency	15	▼	-50.0%	-15	
Juvenile Miscellaneous	3	▲	+200.0%	+2	
Other	23	▼	-32.4%	-11	
Protective Orders	24	▼	-4.0%	-1	
Support	47	▼	-27.7%	-18	
Traffic	16	▲	+45.5%	+5	
GRAND TOTAL		299	▼	-25.3%	-101

* Compared to same time period as previous year
 2/15/2024 10:11:50AM

** Case Type Categories are defined in the 2017 Virginia Judicial Workload Assessment
 Source: SCV-SQL-Information

2024 Overall GRAND TOTAL		Distribution of Caseload			Change*		Percentage (%) of Caseload		
112	-10 -8.2%	Adult	49	44%	0.0%	0	Adult	40.2%	43.8%
2024		Juvenile	63	56%	-13.7%	-10	Juvenile	59.8%	56.3%
2023		GRAND TOTAL	112	100%	-8.2%	-10	GRAND TOTAL	100%	100%

Dispositions by Division & Code

Division	Case Type Description	Code	Summary	Change	% Change	Absolute Change
Adult	Other	OT	15	▲	+7.1%	+1
	Civil Support	VS	10	▼	-33.3%	-5
	Felony	CF	5	▲	+150.0%	+3
	Family Abuse - Protective Order	FP	4	▲	+33.3%	+1
	Misdemeanor	CM	4	↔		-
	Show Cause	SC	4	▼	-50.0%	-4
	Capias	CA	3	▲	+50.0%	+1
	Remand Support	RS	3	▲	+200.0%	+2
	Motion - Protective Order	MP	1	▲	-	+1
	Total			49		0.0%
Juvenile	Custody Visitation	CV	39	▼	-13.3%	-6
	Abuse and Neglect	AN	10	▲	-	+10
	Misdemeanor	DM	4	▲	+33.3%	+1
	Paternity	PT	4	▲	+33.3%	+1
	Initial Foster Care	IF	2	▲	-	+2
	Permanency Planning	PH	2	▲	-	+2
	Child In Need of Services	CS	1	▲	-	+1
	Traffic	T	1	▼	-80.0%	-4
	Felony	DF	0	▼	-100.0%	-1
	Foster Care Review	FC	0	▼	-100.0%	-1
	Non-Family Abuse Protective Order	AP	0	▼	-100.0%	-6
	Other	OT	0	▼	-100.0%	-6
	Remand Custody	RC	0	▼	-100.0%	-1
	Remand Visitation	RV	0	▼	-100.0%	-1
	Voluntary Continuing Services and Support Agree	VA	0	▼	-100.0%	-1
	Total			63	▼	-13.7%
GRAND TOTAL			112	▼	-8.2%	-10

Dispositions by Major Case Category**

Category	Summary	Change	% Change	Absolute Change
Adult Criminal	14	▲	+7.7%	+1
Child Dependency	14	▲	+600.0%	+12
Child in Need of Services/Supervision	1	▲	-	+1
Custody and Visitation	43	▲	-10.4%	-5
Delinquency	4	▼		0
Other	18	▼	-21.7%	-5
Protective Orders	5	▲	-44.4%	-4
Support	12	▼	-33.3%	-6
Traffic	1	▼	-80.0%	-4
GRAND TOTAL	112	▼	-8.2%	-10

* Compared to same time period as previous year
 2/15/2024 10:11:50AM

** Case Type Categories are defined in the 2017 Virginia Judicial Workload Assessment
 Source: SCV-SQL-Information

2024 Overall GRAND TOTAL		Distribution of Caseload			Change*		Percentage (%) of Caseload		
33 -4 -10.8% 	Adult	25	76%	31.6% ▲	+6	Adult	2023 51.4%	2024 75.8%	
	Juvenile	8	24%	-55.6% ▼	-10	Juvenile	48.6%	24.2%	
GRAND TOTAL		33	100%	-10.8% ▼	-4	GRAND TOTAL	100%	100%	

Dispositions by Division & Code

Division	Case Type Description	Code	Summary	Change	% Change	Absolute Change
Adult	Civil Support	VS	10	▲	+100.0%	+5
	Capias	CA	6	▲	-	+6
	Other	OT	5	▲	+150.0%	+3
	Show Cause	SC	3	▲	-	-
	Misdemeanor	CM	1	▼	-80.0%	-4
	Felony	CF	0	▼	-100.0%	-4
	Total			25	▲	31.6%
Juvenile	Custody Visitation	CV	3	▼	-66.7%	-6
	Child In Need of Services	CS	2	▲	+100.0%	+1
	Misdemeanor	DM	2	↔	-	-
	Traffic	T	1	▼	-80.0%	-4
	Paternity	PT	0	▼	-100.0%	-1
Total			8	▼	-55.6%	-10
GRAND TOTAL			33	▼	-10.8%	-4

Dispositions by Major Case Category**

Category	Summary	Change	% Change	Absolute Change
Adult Criminal	7	▲	-36.4%	-4
Child in Need of Services/Supervision	2	▲	+100.0%	+1
Custody and Visitation	3	▼	-70.0%	-7
Delinquency	2	↔	-	0
Other	5	▲	+150.0%	+3
Support	13	▲	+116.7%	+7
Traffic	1	▼	-80.0%	-4
GRAND TOTAL	33	▼	-10.8%	-4

* Compared to same time period as previous year
 2/15/2024 10:11:50AM

** Case Type Categories are defined in the 2017 Virginia Judicial Workload Assessment
 Source: SCV-SQL-Information

2024 Overall GRAND TOTAL		Distribution of Caseload		Change*		Percentage (%) of Caseload			
38	-22 -36.7%	Adult	27	71%	-22.9% ▼	-8	Adult	58.3%	71.1%
2024		Juvenile	11	29%	-56.0% ▼	-14	Juvenile	41.7%	28.9%
2023		GRAND TOTAL	38	100%	-36.7% ▼	-22	GRAND TOTAL	100%	100%

Dispositions by Division & Code

Division	Case Type Description	Code	Summary	Change	% Change	Absolute Change
Adult	Misdemeanor	CM	9	↔		-
	Felony	CF	5	▲	+150.0%	+3
	Other	OT	4	▼	-55.6%	-5
	Show Cause	SC	4	▲	-20.0%	-1
	Civil Support	VS	3	▼	-57.1%	-4
	Family Abuse - Protective Order	FP	2	▲	+100.0%	+1
	Capias	CA	0	▼	-100.0%	-2
	Total		27	▼	-22.9%	-8
Juvenile	Custody Visitation	CV	5	▼	-61.5%	-8
	Child In Need of Services	CS	2	▼	-60.0%	-3
	Traffic	T	2	▼	-33.3%	-1
	Misdemeanor	DM	1	▲	-	+1
	Paternity	PT	1	↔		-
	Truancy	TR	0	▼	-100.0%	-3
	Total		11	▼	-56.0%	-14
GRAND TOTAL			38	▼	-36.7%	-22

Dispositions by Major Case Category**

Category	Summary	Change	% Change	Absolute Change
Adult Criminal	18	▲	+28.6%	+4
Child in Need of Services/Supervision	2	▼	-75.0%	-6
Custody and Visitation	6	▼	-57.1%	-8
Delinquency	1	▲	-	+1
Other	4	▼	-55.6%	-5
Protective Orders	2	▲	+100.0%	+1
Support	3	▼	-72.7%	-8
Traffic	2	▼	-33.3%	-1
GRAND TOTAL	38	▼	-36.7%	-22

2024 Overall GRAND TOTAL		Distribution of Caseload		Change*		Percentage (%) of Caseload			
23	-19 -45.2%	Adult	10	43%	-50.0% ▼	-10	Adult	47.6%	43.5%
2024		Juvenile	13	57%	-40.9% ▼	-9	Juvenile	52.4%	56.5%
2023		GRAND TOTAL	23	100%	-45.2% ▼	-19	GRAND TOTAL	100%	100%

Dispositions by Division & Code

Division	Case Type Description	Code	Summary	Change	% Change	Absolute Change
Adult	Misdemeanor	CM	4	▼	-66.7%	-8
	Felony	CF	3	▲	-	+3
	Other	OT	1	▼	-66.7%	-2
	Restricted License for Non-Support	SL	1	▲	-	+1
	Show Cause	SC	1	↔	-	-
	Civil Support	VS	0	▼	-100.0%	-2
	Family Abuse - Protective Order	FP	0	▼	-100.0%	-2
	Total			10	▼	-50.0%
Juvenile	Custody Visitation	CV	10	▲	+150.0%	+6
	Abuse and Neglect	AN	1	▲	-	+1
	Misdemeanor	DM	1	▼	-90.0%	-9
	Traffic	T	1	▼	-50.0%	-1
	Child In Need of Services	CS	0	▼	-100.0%	-1
	Felony	DF	0	▼	-100.0%	-5
	Total			13	▼	-40.9%
GRAND TOTAL			23	▼	-45.2%	-19

Dispositions by Major Case Category**

Category	Summary	Change	% Change	Absolute Change
Adult Criminal	8	▲	-38.5%	-5
Child Dependency	1	▲	-	+1
Child in Need of Services/Supervision	0	▼	-100.0%	-1
Custody and Visitation	10	▲	+150.0%	+6
Delinquency	1	▼	-93.3%	-14
Other	1	▼	-66.7%	-2
Protective Orders	0	▼	-100.0%	-2
Support	1	▲	-50.0%	-1
Traffic	1	▼	-50.0%	-1
GRAND TOTAL	23	▼	-45.2%	-19

* Compared to same time period as previous year
 2/15/2024 10:11:50AM

** Case Type Categories are defined in the 2017 Virginia Judicial Workload Assessment
 Source: SCV-SQL-Information

2024 Overall GRAND TOTAL		Distribution of Caseload		Change*		Percentage (%) of Caseload		
553	-160 -22.4%	Adult	285 52%	-20.2% ▼	-72	Adult	2023 50.1%	2024 51.5%
2024		Juvenile	268 48%	-24.7% ▼	-88	Juvenile	49.9%	48.5%
2023		GRAND TOTAL	553 100%	-22.4% ▼	-160	GRAND TOTAL	100%	100%

Dispositions by Division & Code

Division	Case Type Description	Code	Summary	Change	% Change	Absolute Change
Adult	Other	OT	73	▲	+40.4%	+21
	Civil Support	VS	63	▼	-23.2%	-19
	Show Cause	SC	41	▼	-48.1%	-38
	Misdemeanor	CM	32	▼	-43.9%	-25
	Family Abuse - Protective Order	FP	26	▲	+52.9%	+9
	Felony	CF	19	▼	-38.7%	-12
	Capias	CA	15	▼	-31.8%	-7
	Remand Support	RS	8	↔		-
	Motion - Protective Order	MP	3	▼	-57.1%	-4
	Non-Family Abuse Protective Order	AP	2	▲	-	+2
	Criminal Support	CS	1	▲	-	+1
	Restricted License for Non-Support	SL	1	▼	-50.0%	-1
	Violation of Protective Order	PV	1	▲	-	+1
	Total		285	▼	-20.2%	-72
Juvenile	Custody Visitation	CV	185	▼	-26.9%	-68
	Misdemeanor	DM	21	▲	+5.0%	+1
	Traffic	T	10	↔		-
	Remand Custody	RC	9	▼	-10.0%	-1
	Remand Visitation	RV	9	▼	-10.0%	-1
	Show Cause	SC	7	▲	+250.0%	+5
	Truancy	TR	5	▲	+400.0%	+4
	Felony	DF	4	▼	-77.8%	-14
	Paternity	PT	4	▼	-33.3%	-2
	Status	ST	3	▼	-25.0%	-1
	Foster Care Review	FC	2	▼	-60.0%	-3
	Non-Family Abuse Protective Order	AP	2	▼	-33.3%	-1
	Permanency Planning	PH	2	▲	+100.0%	+1
	Capias	CA	1	▲	-	+1
	Child In Need of Services	CS	1	↔		-
	Motion - Protective Order	MP	1	▲	-	+1
	Other	OT	1	▲	-	+1
	Temporary Detention Order	TD	1	▼	-75.0%	-3
	Abuse and Neglect	AN	0	▼	-100.0%	-2
	Qualified Residential Treatment	QR	0	▼	-100.0%	-1
	Terminate Parental Rights	TP	0	▼	-100.0%	-4
Voluntary Continuing Services and Support Agreem	VA	0	▼	-100.0%	-1	
	Total		268	▼	-24.7%	-88
	GRAND TOTAL		553	▼	-22.4%	-160

Dispositions by Major Case Category**

Category	Summary	Change	% Change	Absolute Change
Adult Criminal	82	▲	-42.3%	-60
Child Dependency	4	▼	-71.4%	-10
Child in Need of Services/Supervision	7	▲	+250.0%	+5
Custody and Visitation	189	▼	-27.0%	-70
Delinquency	32	▲	-20.0%	-8
Juvenile Miscellaneous	3	▼	-25.0%	-1
Other	101	▲	+20.2%	+17

* Compared to same time period as previous year
 2/15/2024 10:11:50AM

** Case Type Categories are defined in the 2017 Virginia Judicial Workload Assessment
 Source: SCV-SQL-Information

Protective Orders	34	▲	+25.9%	+7
Support	91	▲	-30.5%	-40
Traffic	10	↔		0
GRAND TOTAL	553	▼	-22.4%	-160

2024 Overall GRAND TOTAL		Distribution of Caseload		Change*		Percentage (%) of Caseload			
593	-118 -16.6%	Adult	323 54%	-16.3%	▼	-63	Adult	54.3%	54.5%
2024		Juvenile	270 46%	-16.9%	▼	-55	Juvenile	45.7%	45.5%
2023		GRAND TOTAL	593 100%	-16.6%	▼	-118	GRAND TOTAL	100%	100%

Dispositions by Division & Code

Division	Case Type Description	Code	Summary	Change	% Change	Absolute Change
Adult	Misdemeanor	CM	88	▲	+3.5%	+3
	Other	OT	47	▼	-54.4%	-56
	Civil Support	VS	45	▼	-33.8%	-23
	Show Cause	SC	44	▼	-15.4%	-8
	Felony	CF	40	▲	+90.5%	+19
	Capias	CA	26	▲	+13.0%	+3
	Family Abuse - Protective Order	FP	25	▼	-16.7%	-5
	Non-Family Abuse Protective Order	AP	4	▲	+300.0%	+3
	Emergency Custody Order	EC	2	▲	-	+2
	Motion - Protective Order	MP	1	↔	-	-
	Violation Family Abuse Protective Order	PS	1	▲	-	+1
	Restricted License for Non-Support	SL	0	▼	-100.0%	-1
	Violation of Protective Order	PV	0	▼	-100.0%	-1
	Total		323	▼	-16.3%	-63
Juvenile	Custody Visitation	CV	138	▼	-30.3%	-60
	Misdemeanor	DM	41	▲	+78.3%	+18
	Paternity	PT	21	▼	-59.6%	-31
	Traffic	T	20	▲	+122.2%	+11
	Felony	DF	15	▲	+66.7%	+6
	Foster Care Review	FC	10	▲	+900.0%	+9
	Special Immigrant Juvenile Status	SI	5	▲	+400.0%	+4
	Permanency Planning	PH	3	▲	+50.0%	+1
	Show Cause	SC	3	▲	-	+3
	Status	ST	3	▼	-66.7%	-6
	Truancy	TR	3	▲	-	+3
	Abuse and Neglect	AN	2	▲	-	+2
	Temporary Detention Order	TD	2	▲	+100.0%	+1
	Child In Need of Services	CS	1	▼	-66.7%	-2
	Emergency Custody Order	EC	1	↔	-	-
	Initial Foster Care	IF	1	↔	-	-
	Other	OT	1	▼	-50.0%	-1
	Capias	CA	0	▼	-100.0%	-1
	Non-Family Abuse Protective Order	AP	0	▼	-100.0%	-2
	Qualified Residential Treatment	QR	0	▼	-100.0%	-3
	Remand Custody	RC	0	▼	-100.0%	-3
	Remand Visitation	RV	0	▼	-100.0%	-3
	Violation Family Abuse Protective Order	PS	0	▼	-100.0%	-1
		Total		270	▼	-16.9%
	GRAND TOTAL		593	▼	-16.6%	-118

Dispositions by Major Case Category**

Category	Summary	Change	% Change	Absolute Change
Adult Criminal	198	▲	+20.0%	+33
Child Dependency	16	▲	+128.6%	+9
Child in Need of Services/Supervision	5	▲	+66.7%	+2
Custody and Visitation	159	▼	-36.4%	-91
Delinquency	58	▲	+70.6%	+24
Juvenile Miscellaneous	3	▼	-66.7%	-6

CPSS - JCMS CASELOAD STATISTICS OF THE JUVENILE & DOMESTIC RELATIONS DISTRICT COURTS
 January 2024 thru January 2024 Dispositions (Compared to January 2023 thru January 2023)

Stafford

District: 15 FIPS: 179

New to Workload Study	5	▲	+400.0%	+4
Other	53	▲	-53.1%	-60
Protective Orders	30	▲	-11.8%	-4
Support	46	▼	-46.5%	-40
Traffic	20	▲	+122.2%	+11
GRAND TOTAL	593	▼	-16.6%	-118

2024 Overall GRAND TOTAL		Distribution of Caseload		Change*		Percentage (%) of Caseload			
103	-12 -10.4%	Adult	51 50%	-5.6%	▼	-3	Adult	47.0%	49.5%
2024		Juvenile	52 50%	-14.8%	▼	-9	Juvenile	53.0%	50.5%
2023		GRAND TOTAL	103 100%	-10.4%	▼	-12	GRAND TOTAL	100%	100%

Dispositions by Division & Code

Division	Case Type Description	Code	Summary	Change	% Change	Absolute Change
Adult	Other	OT	13	↔		-
	Civil Support	VS	12	▲	+71.4%	+5
	Show Cause	SC	12	▲	+100.0%	+6
	Misdemeanor	CM	6	▼	-62.5%	-10
	Felony	CF	3	▲	+50.0%	+1
	Capias	CA	2	↔		-
	Family Abuse - Protective Order	FP	2	▼	-66.7%	-4
	Non-Family Abuse Protective Order	AP	1	↔		-
	Motion - Protective Order	MP	0	▼	-100.0%	-1
	Total			51	▼	-5.6%
Juvenile	Custody Visitation	CV	29	▼	-38.3%	-18
	Misdemeanor	DM	11	▲	+450.0%	+9
	Traffic	T	5	▲	+400.0%	+4
	Abuse and Neglect	AN	1	▲	-	+1
	Child In Need of Services	CS	1	↔		-
	Foster Care Review	FC	1	▼	-80.0%	-4
	Non-Family Abuse Protective Order	AP	1	▲	-	+1
	Permanency Planning	PH	1	▲	-	+1
	Truancy	TR	1	▲	-	+1
	Voluntary Continuing Services and Support Agreem	VA	1	▲	-	+1
	Initial Foster Care	IF	0	▼	-100.0%	-1
	Paternity	PT	0	▼	-100.0%	-3
	Temporary Detention Order	TD	0	▼	-100.0%	-1
	Total			52	▼	-14.8%
GRAND TOTAL			103	▼	-10.4%	-12

Dispositions by Major Case Category**

Category	Summary	Change	% Change	Absolute Change
Adult Criminal	19	▲	-13.6%	-3
Child Dependency	4	▲	-33.3%	-2
Child in Need of Services/Supervision	2	▲	+100.0%	+1
Custody and Visitation	29	▼	-42.0%	-21
Delinquency	11	▲	+450.0%	+9
Other	13	▼	-7.1%	-1
Protective Orders	4	▲	-50.0%	-4
Support	16	▲	+45.5%	+5
Traffic	5	▲	+400.0%	+4
GRAND TOTAL	103	▼	-10.4%	-12

* Compared to same time period as previous year
 2/15/2024 10:11:50AM

** Case Type Categories are defined in the 2017 Virginia Judicial Workload Assessment
 Source: SCV-SQL-Information

2024 Overall GRAND TOTAL		Distribution of Caseload		Change*		Percentage (%) of Caseload		
246	-6 -2.4%	Adult	136 55%	1.5% ▲	+2	Adult	53.2%	55.3%
2024		Juvenile	110 45%	-6.8% ▼	-8	Juvenile	46.8%	44.7%
2023		GRAND TOTAL	246 100%	-2.4% ▼	-6	GRAND TOTAL	100%	100%

Dispositions by Division & Code

Division	Case Type Description	Code	Summary	Change	% Change	Absolute Change
Adult	Other	OT	30	▲	+30.4%	+7
	Civil Support	VS	29	▲	+52.6%	+10
	Misdemeanor	CM	23	▲	+4.5%	+1
	Show Cause	SC	20	▼	-39.4%	-13
	Capias	CA	10	↔	+25.0%	+2
	Family Abuse - Protective Order	FP	7	▼	-22.2%	-2
	Non-Family Abuse Protective Order	AP	6	▲	+200.0%	+4
	Felony	CF	5	▼	-50.0%	-5
	Motion - Protective Order	MP	3	▼	-50.0%	-3
	Violation of Protective Order	PV	3	▲	+200.0%	+2
	Remand Support	RS	0	▼	-100.0%	-1
	Total		136	▲	1.5%	+2
Juvenile	Custody Visitation	CV	37	▼	-42.2%	-27
	Traffic	T	14	↔	-	-
	Foster Care Review	FC	10	▲	+42.9%	+3
	Misdemeanor	DM	8	▼	-20.0%	-2
	Permanency Planning	PH	8	▲	+700.0%	+7
	Initial Foster Care	IF	6	▲	+500.0%	+5
	Abuse and Neglect	AN	5	↔	-	-
	Temporary Detention Order	TD	5	▲	+25.0%	+1
	Felony	DF	4	▲	+300.0%	+3
	Special Immigrant Juvenile Status	SI	3	▲	+50.0%	+1
	Motion - Protective Order	MP	2	▲	-	+2
	Other	OT	2	▲	+100.0%	+1
	Paternity	PT	2	▲	-	+2
	Emergency Custody Order	EC	1	↔	-	-
	Status	ST	1	▼	-66.7%	-2
	Truancy	TR	1	▲	-	+1
	Voluntary Continuing Services and Support Agreem	VA	1	▲	-	+1
	Child In Need of Services	CS	0	▼	-100.0%	-1
	Show Cause	SC	0	▼	-100.0%	-1
	Terminate Parental Rights	TP	0	▼	-100.0%	-2
	Total		110	▼	-6.8%	-8
GRAND TOTAL			246	▼	-2.4%	-6

Dispositions by Major Case Category**

Category	Summary	Change	% Change	Absolute Change
Adult Criminal	50	▲	-3.8%	-2
Child Dependency	30	▲	+87.5%	+14
Child in Need of Services/Supervision	1	▲	-	0
Custody and Visitation	39	▲	-39.1%	-25
Delinquency	12	▲	-	0
Juvenile Miscellaneous	1	▼	-66.7%	-2
New to Workload Study	3	▲	+50.0%	+1
Other	38	▲	+26.7%	+8
Protective Orders	18	▲	+5.9%	+1
Support	40	▼	-2.4%	-1

* Compared to same time period as previous year
 2/15/2024 10:11:50AM

** Case Type Categories are defined in the 2017 Virginia Judicial Workload Assessment
 Source: SCV-SQL-Information

Traffic		14	↔		0
	GRAND TOTAL	246	▼	-2.4%	-6

2024 Overall GRAND TOTAL		Distribution of Caseload		Change*		Percentage (%) of Caseload		
152	-4 -2.6%	Adult	99 65%	1.0% ▲	+1	Adult	2023 62.8%	2024 65.1%
2024		Juvenile	53 35%	-8.6% ▼	-5	Juvenile	37.2%	34.9%
2023		GRAND TOTAL	152 100%	-2.6% ▼	-4	GRAND TOTAL	100%	100%

Dispositions by Division & Code

Division	Case Type Description	Code	Summary	Change	% Change	Absolute Change
Adult	Other	OT	23	▼	-4.2%	-1
	Misdemeanor	CM	20	▼	-13.0%	-3
	Show Cause	SC	19	▲	+35.7%	+5
	Capias	CA	15	▲	+36.4%	+4
	Civil Support	VS	10	▲	+25.0%	+2
	Family Abuse - Protective Order	FP	7	▼	-12.5%	-1
	Violation of Protective Order	PV	3	▲	+200.0%	+2
	Felony	CF	1	▼	-83.3%	-5
	Remand Support	RS	1	▲	-	+1
	Motion - Protective Order	MP	0	▼	-100.0%	-2
	Non-Family Abuse Protective Order	AP	0	▼	-100.0%	-1
	Total		99	▲	1.0%	+1
Juvenile	Custody Visitation	CV	19	▲	+26.7%	+4
	Misdemeanor	DM	16	▲	+77.8%	+7
	Foster Care Review	FC	7	▲	+16.7%	+1
	Felony	DF	4	▲	+33.3%	+1
	Traffic	T	2	▼	-33.3%	-1
	Abuse and Neglect	AN	1	↔	-	-
	Initial Foster Care	IF	1	▲	-	+1
	Other	OT	1	▲	-83.3%	-5
	Status	ST	1	▲	-	+1
	Temporary Detention Order	TD	1	▼	-50.0%	-1
	Child In Need of Services	CS	0	▼	-100.0%	-2
	Emergency Custody Order	EC	0	▼	-100.0%	-4
	Non-Family Abuse Protective Order	AP	0	▼	-100.0%	-1
	Permanency Planning	PH	0	▼	-100.0%	-2
	Special Immigrant Juvenile Status	SI	0	▼	-100.0%	-2
	Voluntary Continuing Services and Support Agree	VA	0	▼	-100.0%	-2
	Total		53	▼	-8.6%	-5
GRAND TOTAL			152	▼	-2.6%	-4

Dispositions by Major Case Category**

Category	Summary	Change	% Change	Absolute Change
Adult Criminal	40	▲		0
Child Dependency	9	▲	-18.2%	-2
Child in Need of Services/Supervision	0	▼	-100.0%	-2
Custody and Visitation	19	▲	+26.7%	+4
Delinquency	20	▲	+66.7%	+8
Juvenile Miscellaneous	2	▲	-	+2
New to Workload Study	0	▼	-100.0%	-2
Other	25	▲	-30.6%	-11
Protective Orders	7	▼	-41.7%	-5
Support	28	▲	+21.7%	+5
Traffic	2	▼	-33.3%	-1
GRAND TOTAL		152	▼	-2.6%

* Compared to same time period as previous year
 2/15/2024 10:11:50AM

** Case Type Categories are defined in the 2017 Virginia Judicial Workload Assessment
 Source: SCV-SQL-Information

2024 Overall GRAND TOTAL		Distribution of Caseload		Change*		Percentage (%) of Caseload			
271 -68 -20.1% 		Adult	137	51%	-28.3% ▼	-54	Adult	56.3%	50.6%
		Juvenile	134	49%	-9.5% ▼	-14	Juvenile	43.7%	49.4%
		GRAND TOTAL	271	100%	-20.1% ▼	-68	GRAND TOTAL	100%	100%

Dispositions by Division & Code

Division	Case Type Description	Code	Summary	Change	% Change	Absolute Change
Adult	Show Cause	SC	37	▼	-30.2%	-16
	Misdemeanor	CM	35	▼	-10.3%	-4
	Civil Support	VS	26	▼	-31.6%	-12
	Other	OT	13	▼	-23.5%	-4
	Capias	CA	8	▼	-27.3%	-3
	Family Abuse - Protective Order	FP	7	▼	-30.0%	-3
	Felony	CF	4	▼	-60.0%	-6
	Violation of Protective Order	PV	3	▼	-25.0%	-1
	Motion - Protective Order	MP	1	▲	-	+1
	Non-Family Abuse Protective Order	AP	1	▼	-75.0%	-3
	Remand Support	RS	1	▼	-66.7%	-2
	Restricted License for Non-Support	SL	1	▲	-	+1
	Violation Family Abuse Protective Order	PS	0	▼	-100.0%	-2
	Total		137	▼	-28.3%	-54
Juvenile	Custody Visitation	CV	80	▼	-19.2%	-19
	Misdemeanor	DM	21	▲	+50.0%	+7
	Traffic	T	9	▲	+50.0%	+3
	Child In Need of Services	CS	7	▲	+133.3%	+4
	Special Immigrant Juvenile Status	SI	6	▲	-	+6
	Felony	DF	2	▲	-	+2
	Show Cause	SC	2	↔	-	-
	Truancy	TR	2	▲	-	+2
	Civil Violation	CI	1	▲	-	+1
	Entrustment	ET	1	▲	-	+1
	Permanency Planning	PH	1	▼	-50.0%	-1
	Relief of Custody	CR	1	↔	-	-
	Status	ST	1	▼	-66.7%	-2
	Capias	CA	0	▼	-100.0%	-1
	Child at Risk	RI	0	▼	-100.0%	-4
	Family Abuse - Protective Order	FP	0	▼	-100.0%	-1
	Foster Care Review	FC	0	▼	-100.0%	-3
	Non-Family Abuse Protective Order	AP	0	▼	-100.0%	-5
	Other	OT	0	▼	-100.0%	-2
	Remand Custody	RC	0	▼	-100.0%	-1
Remand Visitation	RV	0	▼	-100.0%	-1	
	Total		134	▼	-9.5%	-14
	GRAND TOTAL		271	▼	-20.1%	-68

Dispositions by Major Case Category**

Category	Summary	Change	% Change	Absolute Change
Adult Criminal	76	▼	-29.0%	-31
Child Dependency	3	▲	-70.0%	-7
Child in Need of Services/Supervision	11	▲	+175.0%	+7
Custody and Visitation	80	▼	-19.2%	-19
Delinquency	23	▲	+43.8%	+7
Juvenile Miscellaneous	1	▼	-66.7%	-2
New to Workload Study	7	▲	-	+7
Other	14	▼	-41.7%	-10

* Compared to same time period as previous year
 2/15/2024 10:11:50AM

** Case Type Categories are defined in the 2017 Virginia Judicial Workload Assessment
 Source: SCV-SQL-Information

CPSS - JCMS CASELOAD STATISTICS OF THE JUVENILE & DOMESTIC RELATIONS DISTRICT COURTS
 January 2024 thru January 2024 Dispositions (Compared to January 2023 thru January 2023)

Protective Orders	9	▲	-55.0%	-11
Support	38	▲	-24.0%	-12
Traffic	9	▲	+50.0%	+3
GRAND TOTAL	271	▼	-20.1%	-68


2024 Overall GRAND TOTAL		Distribution of Caseload			Change*		Percentage (%) of Caseload		
124 +51 69.9% 	Adult	58	47%	100.0%	▲	+29	Adult	2023 39.7%	2024 46.8%
	Juvenile	66	53%	50.0%	▲	+22	Juvenile	60.3%	53.2%
GRAND TOTAL		124	100%	69.9%	▲	+51	GRAND TOTAL	100%	100%

Dispositions by Division & Code

Division	Case Type Description	Code	Summary	Change	% Change	Absolute Change
Adult	Other	OT	17	▲	+142.9%	+10
	Civil Support	VS	9	▲	+200.0%	+6
	Capias	CA	7	▲	+600.0%	+6
	Family Abuse - Protective Order	FP	6	▲	+200.0%	+4
	Remand Support	RS	6	↔		-
	Show Cause	SC	6	▲	+100.0%	+3
	Misdemeanor	CM	4	↔		-
	Felony	CF	2	▲	+100.0%	+1
	Non-Family Abuse Protective Order	AP	1	▲	-	+1
	Motion - Protective Order	MP	0	▼	-100.0%	-2
Total			58	▲	100.0%	+29
Juvenile	Custody Visitation	CV	40	▲	+42.9%	+12
	Abuse and Neglect	AN	5	▲	-	+5
	Initial Foster Care	IF	5	▲	-	+5
	Permanency Planning	PH	4	▲	-	+4
	Remand Custody	RC	4	▼	-50.0%	-4
	Remand Visitation	RV	4	▲	+33.3%	+1
	Voluntary Continuing Services and Support Agreem	VA	2	▲	+100.0%	+1
	Child In Need of Services	CS	1	↔		-
	Traffic	T	1	▲	-	+1
	Misdemeanor	DM	0	▼	-100.0%	-2
	Paternity	PT	0	▼	-100.0%	-1
	Total			66	▲	50.0%
GRAND TOTAL			124	▲	69.9%	+51

Dispositions by Major Case Category**

Category	Summary	Change	% Change	Absolute Change	
Adult Criminal	18	▲	+157.1%	+11	
Child Dependency	16	▲	+1,500.0%	+15	
Child in Need of Services/Supervision	1	↔		0	
Custody and Visitation	40	▼	+37.9%	+11	
Delinquency	0	▼	-100.0%	-2	
Other	31	▲	+29.2%	+7	
Protective Orders	7	▲	+75.0%	+3	
Support	10	▲	+100.0%	+5	
Traffic	1	▲	-	+1	
GRAND TOTAL		124	▲	69.9%	+51



Dispositions by Division & Code

Division	Case Type Description	Code	Summary	Change	% Change	Absolute Change
Adult	Misdemeanor	CM	6	▲	+500.0%	+5
	Other	OT	5	▼	-44.4%	-4
	Capias	CA	3	▲	+200.0%	+2
	Civil Support	VS	3	▲	+200.0%	+2
	Family Abuse - Protective Order	FP	2	▼	-33.3%	-1
	Show Cause	SC	1	▼	-80.0%	-4
	Total			20		0.0%
Juvenile	Custody Visitation	CV	16	▲	+23.1%	+3
	Misdemeanor	DM	9	▲	+200.0%	+6
	Traffic	T	4	▼	-33.3%	-2
	Capias	CA	1	▲	-	+1
	Child In Need of Services	CS	0	▼	-100.0%	-1
	Remand Custody	RC	0	▼	-100.0%	-1
	Remand Visitation	RV	0	▼	-100.0%	-1
Total			30	▲	20.0%	+5
GRAND TOTAL			50	▲	11.1%	+5

Dispositions by Major Case Category**

Category	Summary	Change	% Change	Absolute Change
Adult Criminal	10	▲	+42.9%	+3
Child in Need of Services/Supervision	0	▼	-100.0%	-1
Custody and Visitation	16	▲	+23.1%	+3
Delinquency	10	▲	+233.3%	+7
Other	5	▼	-54.5%	-6
Protective Orders	2	▼	-33.3%	-1
Support	3	▲	+200.0%	+2
Traffic	4	▼	-33.3%	-2
GRAND TOTAL	50	▲	11.1%	+5

* Compared to same time period as previous year
 2/15/2024 10:11:50AM

** Case Type Categories are defined in the 2017 Virginia Judicial Workload Assessment
 Source: SCV-SQL-Information

2024 Overall GRAND TOTAL		Distribution of Caseload		Change*		Percentage (%) of Caseload			
97 -86 -47.0% 		Adult	39	40%	-71.1% ▼	-96	Adult	73.8%	40.2%
		Juvenile	58	60%	20.8% ▲	+10	Juvenile	26.2%	59.8%
		GRAND TOTAL	97	100%	-47.0% ▼	-86	GRAND TOTAL	100%	100%

Dispositions by Division & Code

Division	Case Type Description	Code	Summary	Change	% Change	Absolute Change
Adult	Civil Support	VS	10	▲	+100.0%	+5
	Show Cause	SC	7	▲	+40.0%	+2
	Family Abuse - Protective Order	FP	6	▲	+500.0%	+5
	Misdemeanor	CM	6	▼	-90.6%	-58
	Other	OT	6	▲	+20.0%	+1
	Capias	CA	2	▲	+100.0%	+1
	Felony	CF	2	▼	-33.3%	-1
	Violation of Protective Order	PV	0	▼	-100.0%	-51
	Total		39	▼	-71.1%	-96
Juvenile	Custody Visitation	CV	34	▲	+25.9%	+7
	Traffic	T	7	▲	+600.0%	+6
	Abuse and Neglect	AN	4	▲	-	+4
	Felony	DF	3	▲	-	+3
	Child In Need of Services	CS	2	▲	-	+2
	Misdemeanor	DM	2	▼	-71.4%	-5
	Special Immigrant Juvenile Status	SI	2	▲	-	+2
	Initial Foster Care	IF	1	↔	-	-
	Non-Family Abuse Protective Order	AP	1	▲	-	+1
	Paternity	PT	1	↔	-	-
	Permanency Planning	PH	1	↔	-	-
	Emergency Custody Order	EC	0	▼	-100.0%	-1
	Foster Care Review	FC	0	▼	-100.0%	-7
	Temporary Detention Order	TD	0	▼	-100.0%	-2
	Total		58	▲	20.8%	+10
GRAND TOTAL			97	▼	-47.0%	-86

Dispositions by Major Case Category**

Category	Summary	Change	% Change	Absolute Change	
Adult Criminal	15	▲	-87.7%	-107	
Child Dependency	6	▲	-33.3%	-3	
Child in Need of Services/Supervision	2	▲	-	+2	
Custody and Visitation	35	▲	+25.0%	+7	
Delinquency	5	▲	-28.6%	-2	
New to Workload Study	2	▲	-	+2	
Other	6	▲	-25.0%	-2	
Protective Orders	7	▲	+600.0%	+6	
Support	12	▲	+71.4%	+5	
Traffic	7	▲	+600.0%	+6	
GRAND TOTAL		97	▼	-47.0%	-86

* Compared to same time period as previous year
 2/15/2024 10:11:50AM

** Case Type Categories are defined in the 2017 Virginia Judicial Workload Assessment
 Source: SCV-SQL-Information

2024 Overall GRAND TOTAL		Distribution of Caseload		Change*		Percentage (%) of Caseload			
175 +32 22.4% 		Adult	91	52%	11.0% ▲	+9	Adult	57.3%	52.0%
		Juvenile	84	48%	37.7% ▲	+23	Juvenile	42.7%	48.0%
		GRAND TOTAL	175	100%	22.4% ▲	+32	GRAND TOTAL	100%	100%

Dispositions by Division & Code

Division	Case Type Description	Code	Summary	Change	% Change	Absolute Change
Adult	Show Cause	SC	22	▲	+100.0%	+11
	Other	OT	19	▲	+11.8%	+2
	Misdemeanor	CM	18	▼	-18.2%	-4
	Civil Support	VS	15	▲	+15.4%	+2
	Capias	CA	5	▲	+400.0%	+4
	Family Abuse - Protective Order	FP	5	▲	+25.0%	+1
	Motion - Protective Order	MP	3	▲	+50.0%	+1
	Violation of Protective Order	PV	2	▼	-50.0%	-2
	Felony	CF	1	▼	-80.0%	-4
	Restricted License for Non-Support	SL	1	▲	-	+1
	Non-Family Abuse Protective Order	AP	0	▼	-100.0%	-1
	Remand Support	RS	0	▼	-100.0%	-2
	Total		91	▲	11.0%	+9
Juvenile	Custody Visitation	CV	44	▲	+25.7%	+9
	Traffic	T	15	▲	+275.0%	+11
	Child In Need of Services	CS	5	▲	+400.0%	+4
	Misdemeanor	DM	5	↔	-	-
	Civil Violation	CI	2	▲	-	+2
	Felony	DF	2	↔	-	-
	Foster Care Review	FC	2	▲	-	+2
	Motion - Protective Order	MP	2	▲	-	+2
	Paternity	PT	2	▲	-	+2
	Permanency Planning	PH	2	▲	+100.0%	+1
	Initial Foster Care	IF	1	▲	-	+1
	Status	ST	1	▲	-	+1
	Truancy	TR	1	▲	-	+1
	Abuse and Neglect	AN	0	▼	-100.0%	-2
	Remand Custody	RC	0	▼	-100.0%	-5
	Remand Visitation	RV	0	▼	-100.0%	-5
	Voluntary Continuing Services and Support Agreem	VA	0	▼	-100.0%	-1
		Total		84	▲	37.7%
	GRAND TOTAL		175	▲	22.4%	+32

Dispositions by Major Case Category**

Category	Summary	Change	% Change	Absolute Change	
Adult Criminal	38	▲	+2.7%	+1	
Child Dependency	5	▲	+25.0%	+1	
Child in Need of Services/Supervision	6	▲	+500.0%	+5	
Custody and Visitation	46	▲	+31.4%	+11	
Delinquency	7	↔	-	0	
Juvenile Miscellaneous	1	▲	-	+1	
New to Workload Study	2	▲	-	+2	
Other	19	▼	-34.5%	-10	
Protective Orders	10	▲	+42.9%	+3	
Support	26	▲	+36.8%	+7	
Traffic	15	▲	+275.0%	+11	
	GRAND TOTAL	175	▲	22.4%	+32

* Compared to same time period as previous year
 2/15/2024 10:11:50AM

** Case Type Categories are defined in the 2017 Virginia Judicial Workload Assessment
 Source: SCV-SQL-Information

2024 Overall GRAND TOTAL		Distribution of Caseload		Change*		Percentage (%) of Caseload		
<p>2024 53 2023 41 ↑ +12 29.3%</p>	Adult	28	53%	-3.4%	▼	-1	2023	70.7%
	Juvenile	25	47%	108.3%	▲	+13	2024	52.8%
GRAND TOTAL		53	100%	29.3%	▲	+12	GRAND TOTAL	100%
								100%

Dispositions by Division & Code

Division	Case Type Description	Code	Summary	Change	% Change	Absolute Change
Adult	Misdemeanor	CM	7	↔		-
	Show Cause	SC	6	▲	+20.0%	+1
	Family Abuse - Protective Order	FP	4	▼	-20.0%	-1
	Civil Support	VS	3	▼	-25.0%	-1
	Other	OT	3	↔		-
	Capias	CA	2	▼	-50.0%	-2
	Violation of Protective Order	PV	2	▲	-	+2
	Non-Family Abuse Protective Order	AP	1	▲	-	+1
	Felony	CF	0	▼	-100.0%	-1
	Total			28	▼	-3.4%
Juvenile	Custody Visitation	CV	17	▲	+70.0%	+7
	Permanency Planning	PH	3	▲	-	+3
	Misdemeanor	DM	2	▲	-	+2
	Non-Family Abuse Protective Order	AP	2	▲	-	+2
	Child In Need of Services	CS	1	▲	-	+1
	Abuse and Neglect	AN	0	▼	-100.0%	-2
Total			25	▲	108.3%	+13
GRAND TOTAL			53	▲	29.3%	+12

Dispositions by Major Case Category**

Category	Summary	Change	% Change	Absolute Change	
Adult Criminal	14	▲		0	
Child Dependency	3	▲	+50.0%	+1	
Child in Need of Services/Supervision	1	▲	-	+1	
Custody and Visitation	17	▲	+70.0%	+7	
Delinquency	2	▲	-	+2	
Other	3	↔		0	
Protective Orders	7	▲	+40.0%	+2	
Support	6	▼	-14.3%	-1	
GRAND TOTAL		53	▲	29.3%	+12

* Compared to same time period as previous year
 2/15/2024 10:11:50AM

** Case Type Categories are defined in the 2017 Virginia Judicial Workload Assessment
 Source: SCV-SQL-Information

2024 Overall GRAND TOTAL		Distribution of Caseload		Change*		Percentage (%) of Caseload		
180 +33 22.4% 	Adult	89	49%	6.0% ▲	+5	Adult	2023	2024
	Juvenile	91	51%	44.4% ▲	+28	Juvenile	57.1%	49.4%
GRAND TOTAL		180	100%	22.4% ▲	+33	GRAND TOTAL	100%	100%

Dispositions by Division & Code

Division	Case Type Description	Code	Summary	Change	% Change	Absolute Change
Adult	Show Cause	SC	23	▲	+27.8%	+5
	Other	OT	17	▲	+6.3%	+1
	Civil Support	VS	16	▼	-5.9%	-1
	Family Abuse - Protective Order	FP	10	▲	+66.7%	+4
	Misdemeanor	CM	10	▼	-9.1%	-1
	Felony	CF	5	↔		-
	Capias	CA	4	▼	-55.6%	-5
	Motion - Protective Order	MP	2	▲	+100.0%	+1
	Non-Family Abuse Protective Order	AP	1	▲	-	+1
	Remand Support	RS	1	▲	-	+1
	Protective Order	PC	0	▼	-100.0%	-1
Total			89	▲	6.0%	+5
Juvenile	Custody Visitation	CV	64	▲	+45.5%	+20
	Felony	DF	8	▲	+700.0%	+7
	Other	OT	3	▲	+200.0%	+2
	Status	ST	3	▲	-	+3
	Abuse and Neglect	AN	2	▲	+100.0%	+1
	Child In Need of Services	CS	2	▲	-	+2
	Misdemeanor	DM	2	▼	-33.3%	-1
	Permanency Planning	PH	2	▲	+100.0%	+1
	Emergency Custody Order	EC	1	▲	-	+1
	Foster Care Review	FC	1	▼	-75.0%	-3
	Initial Foster Care	IF	1	↔		-
	Non-Family Abuse Protective Order	AP	1	▲	-	+1
	Temporary Detention Order	TD	1	▼	-50.0%	-1
	Qualified Residential Treatment	QR	0	▼	-100.0%	-2
	Traffic	T	0	▼	-100.0%	-2
	Truancy	TR	0	▼	-100.0%	-1
	Total			91	▲	44.4%
GRAND TOTAL			180	▲	22.4%	+33

Dispositions by Major Case Category**

Category	Summary	Change	% Change	Absolute Change	
Adult Criminal	35	▼	-12.5%	-5	
Child Dependency	6	▲	-33.3%	-3	
Child in Need of Services/Supervision	2	▲	+100.0%	+1	
Custody and Visitation	64	▲	+45.5%	+20	
Delinquency	10	▲	+150.0%	+6	
Juvenile Miscellaneous	3	▲	-	+3	
Other	23	▲	+21.1%	+4	
Protective Orders	14	▲	+100.0%	+7	
Support	23	▲	+9.5%	+2	
Traffic	0	▼	-100.0%	-2	
GRAND TOTAL		180	▲	22.4%	+33

* Compared to same time period as previous year
 2/15/2024 10:11:50AM

** Case Type Categories are defined in the 2017 Virginia Judicial Workload Assessment
 Source: SCV-SQL-Information

2024 Overall GRAND TOTAL		Distribution of Caseload		Change*		Percentage (%) of Caseload			
410 	+11	Adult	187	46%	-5.6% ▼	-11	Adult	49.6%	45.6%
	2.8%	Juvenile	223	54%	10.9% ▲	+22	Juvenile	50.4%	54.4%
GRAND TOTAL		410	100%	2.8% ▲	+11	GRAND TOTAL		100%	100%

Dispositions by Division & Code

Division	Case Type Description	Code	Summary	Change	% Change	Absolute Change
Adult	Misdemeanor	CM	56	▲	+14.3%	+7
	Capias	CA	26	↔	+30.0%	+6
	Show Cause	SC	26	▼	-7.1%	-2
	Civil Support	VS	25	▼	-10.7%	-3
	Other	OT	22	▼	-29.0%	-9
	Felony	CF	20	▲	+11.1%	+2
	Family Abuse - Protective Order	FP	11	▼	-45.0%	-9
	Restricted License for Non-Support	SL	1	↔		-
	Non-Family Abuse Protective Order	AP	0	▼	-100.0%	-2
	Violation Family Abuse Protective Order	PS	0	▼	-100.0%	-1
Total			187	▼	-5.6%	-11
Juvenile	Custody Visitation	CV	72	▲	+1.4%	+1
	Misdemeanor	DM	41	▲	+272.7%	+30
	Felony	DF	33	▲	+725.0%	+29
	Civil Violation	CI	20	▲	+100.0%	+10
	Status	ST	13	▼	-72.3%	-34
	Truancy	TR	8	▲	+300.0%	+6
	Show Cause	SC	6	▼	-40.0%	-4
	Abuse and Neglect	AN	5	▼	-64.3%	-9
	Traffic	T	5	↔		-
	Child In Need of Services	CS	4	▼	-66.7%	-8
	Permanency Planning	PH	4	▼	-20.0%	-1
	Initial Foster Care	IF	2	▲	-	+2
	Non-Family Abuse Protective Order	AP	2	▲	-	+2
	Paternity	PT	2	▼	-60.0%	-3
	Terminate Parental Rights	TP	2	▲	-	+2
	Capias	CA	1	▲	-	+1
	Emergency Custody Order	EC	1	↔		-
	Entrustment	ET	1	▲	-	+1
	Temporary Detention Order	TD	1	▼	-50.0%	-1
	Foster Care Review	FC	0	▼	-100.0%	-2
Total			223	▲	10.9%	+22
GRAND TOTAL			410	▲	2.8%	+11

Dispositions by Major Case Category**

Category	Summary	Change	% Change	Absolute Change
Adult Criminal	122	▼	+15.1%	+16
Child Dependency	14	▲	-33.3%	-7
Child in Need of Services/Supervision	12	▲	-25.0%	-4
Custody and Visitation	74	▼	-2.6%	-2
Delinquency	81	▲	+252.2%	+58
Juvenile Miscellaneous	13	▼	-72.3%	-34
New to Workload Study	20	▲	+100.0%	+10
Other	24	▼	-29.4%	-10
Protective Orders	13	▲	-40.9%	-9
Support	32	▼	-17.9%	-7
Traffic	5	↔		0

* Compared to same time period as previous year
 2/15/2024 10:11:50AM

** Case Type Categories are defined in the 2017 Virginia Judicial Workload Assessment
 Source: SCV-SQL-Information

GRAND TOTAL

410

▲

2.8%

+11

2024 Overall GRAND TOTAL		Distribution of Caseload			Change*		Percentage (%) of Caseload		
18	+4 28.6%	Adult	12	67%	100.0% ▲	+6	Adult	42.9%	66.7%
2024	↑	Juvenile	6	33%	-25.0% ▼	-2	Juvenile	57.1%	33.3%
2023		GRAND TOTAL	18	100%	28.6% ▲	+4	GRAND TOTAL	100%	100%

Dispositions by Division & Code

Division	Case Type Description	Code	Summary	Change	% Change	Absolute Change
Adult	Felony	CF	6	▲	-	+6
	Other	OT	3	▲	+200.0%	+2
	Capias	CA	2	▲	-	+2
	Family Abuse - Protective Order	FP	1	▲	-	+1
	Civil Support	VS	0	▼	-100.0%	-4
	Misdemeanor	CM	0	▼	-100.0%	-1
	Total			12	▲	100.0%
Juvenile	Misdemeanor	DM	2	▼	-33.3%	-1
	Abuse and Neglect	AN	1	▲	-	+1
	Felony	DF	1	▲	-	+1
	Status	ST	1	▼	-66.7%	-2
	Traffic	T	1	▲	-	+1
	Custody Visitation	CV	0	▼	-100.0%	-1
	Permanency Planning	PH	0	▼	-100.0%	-1
	Total			6	▼	-25.0%
GRAND TOTAL			18	▲	28.6%	+4

Dispositions by Major Case Category**

Category	Summary	Change	% Change	Absolute Change
Adult Criminal	8	▲	+700.0%	+7
Child Dependency	1	▲		0
Custody and Visitation	0	▼	-100.0%	-1
Delinquency	3	▲		0
Juvenile Miscellaneous	1	▼	-66.7%	-2
Other	3	▲	+200.0%	+2
Protective Orders	1	▲	-	+1
Support	0	▼	-100.0%	-4
Traffic	1	▲	-	+1
GRAND TOTAL	18	▲	28.6%	+4

* Compared to same time period as previous year
 2/15/2024 10:11:50AM

** Case Type Categories are defined in the 2017 Virginia Judicial Workload Assessment
 Source: SCV-SQL-Information

2024 Overall GRAND TOTAL		Distribution of Caseload			Change*		Percentage (%) of Caseload		
289 -62 -17.7% 	Adult	167	58%	-9.7% ▼	-18	Adult	2023	2024	
	Juvenile	122	42%	-26.5% ▼	-44	Juvenile	52.7%	57.8%	
GRAND TOTAL		289	100%	-17.7% ▼	-62	GRAND TOTAL	100%	100%	

Dispositions by Division & Code

Division	Case Type Description	Code	Summary	Change	% Change	Absolute Change
Adult	Misdemeanor	CM	46	▼	-9.8%	-5
	Other	OT	36	▼	-26.5%	-13
	Felony	CF	27	▲	+80.0%	+12
	Civil Support	VS	20	▼	-31.0%	-9
	Family Abuse - Protective Order	FP	14	↔		-
	Capias	CA	12	▲	+50.0%	+4
	Show Cause	SC	8	▼	-46.7%	-7
	Protective Order	PC	2	▼	-33.3%	-1
	Motion - Protective Order	MP	1	▲	-	+1
	Non-Family Abuse Protective Order	AP	1	↔		-
Total			167	▼	-9.7%	-18
Juvenile	Custody Visitation	CV	44	▼	-57.7%	-60
	Status	ST	21	▲	+110.0%	+11
	Misdemeanor	DM	20	↔		-
	Special Immigrant Juvenile Status	SI	7	▲	-	+7
	Foster Care Review	FC	6	▲	+100.0%	+3
	Motion - Protective Order	MP	6	▲	-	+6
	Abuse and Neglect	AN	4	▲	+300.0%	+3
	Felony	DF	4	▼	-20.0%	-1
	Civil Violation	CI	2	▲	+100.0%	+1
	Paternity	PT	2	▲	+100.0%	+1
	Permanency Planning	PH	2	▼	-50.0%	-2
	Truancy	TR	2	▼	-60.0%	-3
	Temporary Detention Order	TD	1	▲	-	+1
	Traffic	T	1	▼	-66.7%	-2
	Entrustment	ET	0	▼	-100.0%	-1
	Initial Foster Care	IF	0	▼	-100.0%	-1
	Other	OT	0	▼	-100.0%	-4
	Qualified Residential Treatment	QR	0	▼	-100.0%	-1
	Show Cause	SC	0	▼	-100.0%	-1
	Terminate Parental Rights	TP	0	▼	-100.0%	-1
Total			122	▼	-26.5%	-44
GRAND TOTAL			289	▼	-17.7%	-62

Dispositions by Major Case Category**

Category	Summary	Change	% Change	Absolute Change
Adult Criminal	90	▲	+3.4%	+3
Child Dependency	12	▼		0
Child in Need of Services/Supervision	2	▼	-60.0%	-3
Custody and Visitation	46	▲	-56.2%	-59
Delinquency	24	▼	-7.7%	-2
Juvenile Miscellaneous	21	▲	+110.0%	+11
New to Workload Study	9	▲	+800.0%	+8
Other	37	▲	-30.2%	-16
Protective Orders	22	▲	+46.7%	+7
Support	25	▼	-26.5%	-9
Traffic	1	▼	-66.7%	-2

* Compared to same time period as previous year
 2/15/2024 10:11:50AM

** Case Type Categories are defined in the 2017 Virginia Judicial Workload Assessment
 Source: SCV-SQL-Information

GRAND TOTAL

289



-17.7%

-62

2024 Overall GRAND TOTAL		Distribution of Caseload		Change*		Percentage (%) of Caseload			
1,873	-691 -27.0%	Adult	923	49%	-29.5% ▼	-386	Adult	51.1%	49.3%
2024		Juvenile	950	51%	-24.3% ▼	-305	Juvenile	48.9%	50.7%
2023		GRAND TOTAL	1,873	100%	-27.0% ▼	-691	GRAND TOTAL	100%	100%

Dispositions by Division & Code

Division	Case Type Description	Code	Summary	Change	% Change	Absolute Change	
Adult	Misdemeanor	CM	274	▼	-13.0%	-41	
	Other	OT	208	▼	-38.6%	-131	
	Civil Support	VS	130	▼	-49.4%	-127	
	Show Cause	SC	97	▼	-15.7%	-18	
	Family Abuse - Protective Order	FP	78	▼	-7.1%	-6	
	Felony	CF	78	▼	-27.1%	-29	
	Capias	CA	47	▼	-42.7%	-35	
	Remand Support	RS	7	▲	+250.0%	+5	
	Non-Family Abuse Protective Order	AP	2	↔		-	
	Protective Order	PC	1	▼	-66.7%	-2	
	Violation of Protective Order	PV	1	▲	-	+1	
	Bond Forfeiture	BF	0	▼	-100.0%	-2	
	Violation Family Abuse Protective Order	PS	0	▼	-100.0%	-1	
	Total			923	▼	-29.5%	-386
Juvenile	Custody Visitation	CV	351	▼	-45.1%	-288	
	Status	ST	169	▼	-28.1%	-66	
	Misdemeanor	DM	132	▲	+4.8%	+6	
	Felony	DF	76	▲	+105.4%	+39	
	Traffic	T	60	▼	-24.1%	-19	
	Special Immigrant Juvenile Status	SI	34	▲	+325.0%	+26	
	Show Cause	SC	18	▲	+28.6%	+4	
	Capias	CA	15	▲	+50.0%	+5	
	Paternity	PT	15	▼	-50.0%	-15	
	Remand Custody	RC	9	▲	+200.0%	+6	
	Remand Visitation	RV	9	▲	+200.0%	+6	
	Terminate Parental Rights	TP	9	▲	+800.0%	+8	
	Foster Care Review	FC	8	▼	-20.0%	-2	
	Abuse and Neglect	AN	7	▼	-36.4%	-4	
	Non-Family Abuse Protective Order	AP	7	↔		-	
	Temporary Detention Order	TD	7	▼	-58.8%	-10	
	Civil Violation	CI	6	▲	+50.0%	+2	
	Permanency Planning	PH	6	▼	-14.3%	-1	
	Truancy	TR	5	▲	+150.0%	+3	
	Motion - Protective Order	MP	4	▲	-	+4	
	Child In Need of Services	CS	1	▲	-	+1	
	Initial Foster Care	IF	1	▼	-75.0%	-3	
	Other	OT	1	▲	-	+1	
	Emancipation	EP	0	▼	-100.0%	-2	
	Emergency Custody Order	EC	0	▼	-100.0%	-3	
	Qualified Residential Treatment	QR	0	▼	-100.0%	-1	
	Voluntary Continuing Services and Support Agreem	VA	0	▼	-100.0%	-2	
	Total			950	▼	-24.3%	-305
	GRAND TOTAL			1,873	▼	-27.0%	-691

Dispositions by Major Case Category**

Category	Summary	Change	% Change	Absolute Change
Adult Criminal	451	▲	-16.9%	-92
Child Dependency	31	▲	-13.9%	-5
Child in Need of Services/Supervision	7	▲	+133.3%	+4

* Compared to same time period as previous year
 2/15/2024 10:11:50AM

** Case Type Categories are defined in the 2017 Virginia Judicial Workload Assessment
 Source: SCV-SQL-Information

CPSS - JCMS CASELOAD STATISTICS OF THE JUVENILE & DOMESTIC RELATIONS DISTRICT COURTS
 January 2024 thru January 2024 Dispositions (Compared to January 2023 thru January 2023)

Custody and Visitation	368	▲	-45.0%	-301
Delinquency	238	▲	+28.0%	+52
Juvenile Miscellaneous	169	▼	-28.7%	-68
New to Workload Study	40	▲	+233.3%	+28
Other	241	▲	-34.3%	-126
Protective Orders	91	▲	-2.2%	-2
Support	177	▼	-47.8%	-162
Traffic	60	▼	-24.1%	-19
GRAND TOTAL	1,873	▼	-27.0%	-691

2024 Overall GRAND TOTAL		Distribution of Caseload		Change*		Percentage (%) of Caseload		
172	-61 -26.2%	Adult	76 44%	-42.9% ▼	-57	Adult	2023 57.1%	2024 44.2%
2024		Juvenile	96 56%	-4.0% ▼	-4	Juvenile	42.9%	55.8%
2023		GRAND TOTAL	172 100%	-26.2% ▼	-61	GRAND TOTAL	100%	100%

Dispositions by Division & Code

Division	Case Type Description	Code	Summary	Change	% Change	Absolute Change
Adult	Capias	CA	16	▲	+77.8%	+7
	Civil Support	VS	15	▼	-59.5%	-22
	Misdemeanor	CM	15	▼	-46.4%	-13
	Show Cause	SC	11	▼	-47.6%	-10
	Felony	CF	6	▼	-25.0%	-2
	Other	OT	6	▼	-40.0%	-4
	Family Abuse - Protective Order	FP	3	▼	-72.7%	-8
	Motion - Protective Order	MP	3	▼	-62.5%	-5
	Remand Support	RS	1	▲	-	+1
	Non-Family Abuse Protective Order	AP	0	▼	-100.0%	-1
	Total		76	▼	-42.9%	-57
Juvenile	Custody Visitation	CV	43	▼	-35.8%	-24
	Traffic	T	18	▲	+157.1%	+11
	Misdemeanor	DM	11	↔	-	-
	Abuse and Neglect	AN	9	▲	+125.0%	+5
	Initial Foster Care	IF	4	▲	+33.3%	+1
	Foster Care Review	FC	2	▼	-50.0%	-2
	Permanency Planning	PH	2	▲	-	+2
	Remand Custody	RC	2	▲	-	+2
	Child In Need of Services	CS	1	↔	-	-
	Entrustment	ET	1	▲	-	+1
	Paternity	PT	1	▲	-	+1
	Remand Visitation	RV	1	▲	-	+1
	Terminate Parental Rights	TP	1	▲	-	+1
	Emancipation	EP	0	▼	-100.0%	-1
	Felony	DF	0	▼	-100.0%	-1
	Truancy	TR	0	▼	-100.0%	-1
	Total		96	▼	-4.0%	-4
GRAND TOTAL			172	▼	-26.2%	-61

Dispositions by Major Case Category**

Category	Summary	Change	% Change	Absolute Change
Adult Criminal	42	▼	-30.0%	-18
Child Dependency	19	▲	+72.7%	+8
Child in Need of Services/Supervision	1	▼	-50.0%	-1
Custody and Visitation	44	▲	-34.3%	-23
Delinquency	11	▼	-8.3%	-1
Juvenile Miscellaneous	0	▼	-100.0%	-1
Other	10	▲	-	0
Protective Orders	6	▼	-70.0%	-14
Support	21	▲	-51.2%	-22
Traffic	18	▲	+157.1%	+11
GRAND TOTAL	172	▼	-26.2%	-61

* Compared to same time period as previous year
 2/15/2024 10:11:50AM

** Case Type Categories are defined in the 2017 Virginia Judicial Workload Assessment
 Source: SCV-SQL-Information

2024 Overall GRAND TOTAL		Distribution of Caseload			Change*		Percentage (%) of Caseload		
601 	+52 9.5% 	Adult	302	50%	0.0%	0	Adult	55.0%	50.2%
		Juvenile	299	50%	21.1% ▲	+52	Juvenile	45.0%	49.8%
GRAND TOTAL		601	100%	9.5% ▲	+52	GRAND TOTAL	100%	100%	

Dispositions by Division & Code

Division	Case Type Description	Code	Summary	Change	% Change	Absolute Change
Adult	Misdemeanor	CM	82	▲	+10.8%	+8
	Show Cause	SC	46	▲	+17.9%	+7
	Other	OT	44	▼	-10.2%	-5
	Civil Support	VS	41	▼	-26.8%	-15
	Felony	CF	30	▼	-11.8%	-4
	Family Abuse - Protective Order	FP	29	▲	+20.8%	+5
	Capias	CA	16	▲	+14.3%	+2
	Motion - Protective Order	MP	8	▲	+300.0%	+6
	Non-Family Abuse Protective Order	AP	2	▲	+100.0%	+1
	Remand Support	RS	2	▼	-71.4%	-5
	Violation of Protective Order	PV	2	▲	+100.0%	+1
	Restricted License for Non-Support	SL	0	▼	-100.0%	-1
	Total			302		0.0%
Juvenile	Custody Visitation	CV	144	▲	+39.8%	+41
	Misdemeanor	DM	62	▲	+67.6%	+25
	Traffic	T	30	▼	-48.3%	-28
	Felony	DF	19	▲	+111.1%	+10
	Temporary Detention Order	TD	6	▲	+50.0%	+2
	Status	ST	5	▲	+150.0%	+3
	Emergency Custody Order	EC	4	↔	-	-
	Mental Commitment	MC	4	▲	+300.0%	+3
	Capias	CA	3	▲	-	+3
	Remand Custody	RC	3	▼	-40.0%	-2
	Remand Visitation	RV	3	▼	-40.0%	-2
	Terminate Parental Rights	TP	3	▲	-	+3
	Abuse and Neglect	AN	2	▲	-	+2
	Foster Care Review	FC	2	▼	-50.0%	-2
	Paternity	PT	2	↔	-	-
	Permanency Planning	PH	2	▲	-	+2
	Truancy	TR	2	▲	-	+2
	Initial Foster Care	IF	1	▲	-	+1
	Non-Family Abuse Protective Order	AP	1	▼	-75.0%	-3
	Show Cause	SC	1	▼	-83.3%	-5
	Motion - Protective Order	MP	0	▼	-100.0%	-2
	Qualified Residential Treatment	QR	0	▼	-100.0%	-1
	Total			299	▲	21.1%
GRAND TOTAL			601	▲	9.5%	+52

Dispositions by Major Case Category**

Category	Summary	Change	% Change	Absolute Change
Adult Criminal	166	▲	+9.2%	+14
Child Dependency	10	▲	+100.0%	+5
Child in Need of Services/Supervision	2	▲	-	+2
Custody and Visitation	146	▲	+39.0%	+41
Delinquency	85	▲	+63.5%	+33
Juvenile Miscellaneous	5	▲	+150.0%	+3
Other	66	▲	-12.0%	-9
Protective Orders	40	▲	+21.2%	+7

* Compared to same time period as previous year
 2/15/2024 10:11:50AM

** Case Type Categories are defined in the 2017 Virginia Judicial Workload Assessment
 Source: SCV-SQL-Information

CPSS - JCMS CASELOAD STATISTICS OF THE JUVENILE & DOMESTIC RELATIONS DISTRICT COURTS
January 2024 thru January 2024 Dispositions (Compared to January 2023 thru January 2023)

Support	51	▼	-23.9%	-16
Traffic	30	▼	-48.3%	-28
GRAND TOTAL	601	▲	9.5%	+52

2024 Overall GRAND TOTAL		Distribution of Caseload		Change*		Percentage (%) of Caseload			
25	-7 -21.9%	Adult	7	28%	-66.7% ▼	-14	Adult	65.6%	28.0%
2024		Juvenile	18	72%	63.6% ▲	+7	Juvenile	34.4%	72.0%
2023		GRAND TOTAL	25	100%	-21.9% ▼	-7	GRAND TOTAL	100%	100%

Dispositions by Division & Code

Division	Case Type Description	Code	Summary	Change	% Change	Absolute Change
Adult	Other	OT	2	▼	-50.0%	-2
	Family Abuse - Protective Order	FP	1	▲	-	+1
	Misdemeanor	CM	1	▼	-83.3%	-5
	Motion - Protective Order	MP	1	▲	-	+1
	Remand Support	RS	1	▲	-	+1
	Show Cause	SC	1	▼	-85.7%	-6
	Civil Support	VS	0	▼	-100.0%	-3
	Violation of Protective Order	PV	0	▼	-100.0%	-1
	Total		7	▼	-66.7%	-14
Juvenile	Custody Visitation	CV	6	▼	-14.3%	-1
	Traffic	T	6	▲	+200.0%	+4
	Misdemeanor	DM	4	▲	+100.0%	+2
	Remand Custody	RC	1	▲	-	+1
	Remand Visitation	RV	1	▲	-	+1
		Total		18	▲	63.6%
	GRAND TOTAL		25	▼	-21.9%	-7

Dispositions by Major Case Category**

Category	Summary	Change	% Change	Absolute Change
Adult Criminal	2	▼	-84.6%	-11
Custody and Visitation	6	▼	-14.3%	-1
Delinquency	4	▲	+100.0%	+2
Other	5	▲	+25.0%	+1
Protective Orders	2	▲	-	+2
Support	0	▼	-100.0%	-4
Traffic	6	▲	+200.0%	+4
	GRAND TOTAL		-21.9%	-7

* Compared to same time period as previous year
 2/15/2024 10:11:50AM

** Case Type Categories are defined in the 2017 Virginia Judicial Workload Assessment
 Source: SCV-SQL-Information

2024 Overall GRAND TOTAL		Distribution of Caseload		Change*		Percentage (%) of Caseload			
301 -88 -22.6% 		Adult	151	50%	-28.4% ▼	-60	Adult	54.2%	50.2%
		Juvenile	150	50%	-15.7% ▼	-28	Juvenile	45.8%	49.8%
		GRAND TOTAL	301	100%	-22.6% ▼	-88	GRAND TOTAL	100%	100%

Dispositions by Division & Code

Division	Case Type Description	Code	Summary	Change	% Change	Absolute Change
Adult	Civil Support	VS	42	▼	-16.0%	-8
	Misdemeanor	CM	29	▼	-21.6%	-8
	Other	OT	25	▼	-26.5%	-9
	Show Cause	SC	17	▼	-69.6%	-39
	Capias	CA	15	↔		-
	Family Abuse - Protective Order	FP	13	▲	+18.2%	+2
	Felony	CF	5	▼	-28.6%	-2
	Motion - Protective Order	MP	3	▲	-	+3
	Protective Order	PC	2	▲	+100.0%	+1
		Total		151	▼	-28.4%
Juvenile	Custody Visitation	CV	92	▼	-33.8%	-47
	Misdemeanor	DM	10	▲	+100.0%	+5
	Permanency Planning	PH	10	▲	+100.0%	+5
	Status	ST	7	▲	+133.3%	+4
	Felony	DF	5	▲	+400.0%	+4
	Foster Care Review	FC	5	▲	+25.0%	+1
	Temporary Detention Order	TD	4	▲	+300.0%	+3
	Terminate Parental Rights	TP	4	▲	+300.0%	+3
	Abuse and Neglect	AN	3	▲	+200.0%	+2
	Initial Foster Care	IF	3	▲	-	+3
	Paternity	PT	2	▼	-80.0%	-8
	Child In Need of Services	CS	1	↔		-
	Emancipation	EP	1	▲	-	+1
	Relief of Custody	CR	1	▲	-	+1
	Traffic	T	1	▼	-80.0%	-4
	Truancy	TR	1	↔		-
	Emergency Custody Order	EC	0	▼	-100.0%	-1
		Total		150	▼	-15.7%
GRAND TOTAL			301	▼	-22.6%	-88

Dispositions by Major Case Category**

Category	Summary	Change	% Change	Absolute Change
Adult Criminal	62	▲	-15.1%	-11
Child Dependency	26	▲	+136.4%	+15
Child in Need of Services/Supervision	2	↔		0
Custody and Visitation	94	▼	-36.9%	-55
Delinquency	15	▲	+150.0%	+9
Juvenile Miscellaneous	8	▲	+166.7%	+5
Other	29	▲	-19.4%	-7
Protective Orders	16	▲	+45.5%	+5
Support	48	▼	-48.4%	-45
Traffic	1	▼	-80.0%	-4
GRAND TOTAL	301	▼	-22.6%	-88

* Compared to same time period as previous year
 2/15/2024 10:11:50AM

** Case Type Categories are defined in the 2017 Virginia Judicial Workload Assessment
 Source: SCV-SQL-Information

2024 Overall GRAND TOTAL		Distribution of Caseload		Change*		Percentage (%) of Caseload			
129 +7 5.7% 	Adult	57	44%	-26.9%	▼	-21	Adult	2023: 63.9%	2024: 44.2%
	Juvenile	72	56%	63.6%	▲	+28	Juvenile	2023: 36.1%	2024: 55.8%
GRAND TOTAL		129	100%	5.7%	▲	+7	GRAND TOTAL	100%	100%

Dispositions by Division & Code

Division	Case Type Description	Code	Summary	Change	% Change	Absolute Change
Adult	Civil Support	VS	17	↔		-
	Misdemeanor	CM	14	▲	+27.3%	+3
	Capias	CA	8	▲	+100.0%	+4
	Show Cause	SC	8	▼	-52.9%	-9
	Other	OT	5	▼	-37.5%	-3
	Family Abuse - Protective Order	FP	3	▼	-50.0%	-3
	Violation of Protective Order	PV	2	▲	-	+2
	Felony	CF	0	▼	-100.0%	-14
	Motion - Protective Order	MP	0	▼	-100.0%	-1
	Total			57	▼	-26.9%
Juvenile	Custody Visitation	CV	47	▲	+20.5%	+8
	Misdemeanor	DM	6	▲	-	+6
	Traffic	T	5	▲	+150.0%	+3
	Abuse and Neglect	AN	3	▲	-	+3
	Felony	DF	2	▲	-	+2
	Paternity	PT	2	↔		-
	Permanency Planning	PH	2	▲	-	+2
	Child at Risk	RI	1	▲	-	+1
	Emergency Custody Order	EC	1	↔		-
	Remand Custody	RC	1	▲	-	+1
	Remand Visitation	RV	1	▲	-	+1
	Truancy	TR	1	▲	-	+1
	Total			72	▲	63.6%
GRAND TOTAL			129	▲	5.7%	+7

Dispositions by Major Case Category**

Category	Summary	Change	% Change	Absolute Change	
Adult Criminal	31	▲	-20.5%	-8	
Child Dependency	6	▲	-	+6	
Child in Need of Services/Supervision	1	▲	-	+1	
Custody and Visitation	49	▲	+19.5%	+8	
Delinquency	8	▲	-	+8	
Other	8	▲	-11.1%	-1	
Protective Orders	3	▼	-57.1%	-4	
Support	18	▼	-25.0%	-6	
Traffic	5	▲	+150.0%	+3	
GRAND TOTAL		129	▲	5.7%	+7

* Compared to same time period as previous year
 2/15/2024 10:11:50AM

** Case Type Categories are defined in the 2017 Virginia Judicial Workload Assessment
 Source: SCV-SQL-Information

2024 Overall GRAND TOTAL		Distribution of Caseload		Change*		Percentage (%) of Caseload		
126 +24 23.5% 	Adult	52	41%	6.1%	▲	+3	2023	48.0%
	Juvenile	74	59%	39.6%	▲	+21	2024	41.3%
GRAND TOTAL		126	100%	23.5%	▲	+24	GRAND TOTAL	100%

Dispositions by Division & Code

Division	Case Type Description	Code	Summary	Change	% Change	Absolute Change
Adult	Misdemeanor	CM	12	▲	+140.0%	+7
	Show Cause	SC	10	▼	+11.1%	+1
	Felony	CF	8	▼	-27.3%	-3
	Family Abuse - Protective Order	FP	7	▲	+133.3%	+4
	Civil Support	VS	6	▼	-62.5%	-10
	Capias	CA	3	▲	-	+3
	Motion - Protective Order	MP	3	▲	+200.0%	+2
	Other	OT	3	▼	-25.0%	-1
Total			52	▲	6.1%	+3
Juvenile	Custody Visitation	CV	42	▲	+20.0%	+7
	Abuse and Neglect	AN	13	▲	+44.4%	+4
	Foster Care Review	FC	10	▲	+233.3%	+7
	Permanency Planning	PH	5	▲	-	+5
	Terminate Parental Rights	TP	2	▲	-	+2
	Capias	CA	1	▲	-	+1
	Initial Foster Care	IF	1	↔	-	-
	Emergency Custody Order	EC	0	▼	-100.0%	-1
	Misdemeanor	DM	0	▼	-100.0%	-1
	Remand Custody	RC	0	▼	-100.0%	-1
	Remand Visitation	RV	0	▼	-100.0%	-1
	Traffic	T	0	▼	-100.0%	-1
	Total			74	▲	39.6%
GRAND TOTAL			126	▲	23.5%	+24

Dispositions by Major Case Category**

Category	Summary	Change	% Change	Absolute Change	
Adult Criminal	33	▲	+50.0%	+11	
Child Dependency	31	▲	+138.5%	+18	
Custody and Visitation	42	▲	+20.0%	+7	
Delinquency	1	▲	-	0	
Other	3	▼	-57.1%	-4	
Protective Orders	10	▲	+150.0%	+6	
Support	6	▼	-68.4%	-13	
Traffic	0	▼	-100.0%	-1	
GRAND TOTAL		126	▲	23.5%	+24

* Compared to same time period as previous year
 2/15/2024 10:11:50AM

** Case Type Categories are defined in the 2017 Virginia Judicial Workload Assessment
 Source: SCV-SQL-Information

2024 Overall GRAND TOTAL		Distribution of Caseload		Change*		Percentage (%) of Caseload			
363 +56 18.2% 		Adult	259	71%	14.6% ▲	+33	Adult	73.6%	71.3%
		Juvenile	104	29%	28.4% ▲	+23	Juvenile	26.4%	28.7%
		GRAND TOTAL	363	100%	18.2% ▲	+56	GRAND TOTAL	100%	100%

Dispositions by Division & Code

Division	Case Type Description	Code	Summary	Change	% Change	Absolute Change
Adult	Misdemeanor	CM	72	▲	+9.1%	+6
	Other	OT	46	▼	-4.2%	-2
	Civil Support	VS	43	▲	+138.9%	+25
	Capias	CA	42	▲	+23.5%	+8
	Show Cause	SC	37	▼	-17.8%	-8
	Felony	CF	11	▲	+37.5%	+3
	Family Abuse - Protective Order	FP	5	▼	-28.6%	-2
	Non-Family Abuse Protective Order	AP	3	▲	-	+3
	Total		259	▲	14.6%	+33
Juvenile	Custody Visitation	CV	47	▲	+30.6%	+11
	Misdemeanor	DM	21	▲	+5.0%	+1
	Truancy	TR	9	▲	-	+9
	Abuse and Neglect	AN	5	▲	-	+5
	Status	ST	5	▼	-37.5%	-3
	Traffic	T	4	▲	+100.0%	+2
	Felony	DF	3	▼	-50.0%	-3
	Child In Need of Services	CS	2	▲	+100.0%	+1
	Initial Foster Care	IF	2	▲	-	+2
	Temporary Detention Order	TD	2	▲	-	+2
	Emancipation	EP	1	▲	-	+1
	Entrustment	ET	1	▲	-	+1
	Non-Family Abuse Protective Order	AP	1	▲	-	+1
	Permanency Planning	PH	1	▲	-	+1
	Foster Care Review	FC	0	▼	-100.0%	-4
	Mental Commitment	MC	0	▼	-100.0%	-2
	Paternity	PT	0	▼	-100.0%	-2
	Total		104	▲	28.4%	+23
	GRAND TOTAL		363	▲	18.2%	+56

Dispositions by Major Case Category**

Category	Summary	Change	% Change	Absolute Change
Adult Criminal	151	▲	+14.4%	+19
Child Dependency	9	▲	+125.0%	+5
Child in Need of Services/Supervision	11	▲	+1,000.0%	+10
Custody and Visitation	47	▼	+23.7%	+9
Delinquency	24	▼	-7.7%	-2
Juvenile Miscellaneous	6	▲	-25.0%	-2
Other	48	▲	-4.0%	-2
Protective Orders	9	▲	+28.6%	+2
Support	54	▲	+38.5%	+15
Traffic	4	▲	+100.0%	+2
	GRAND TOTAL	▲	18.2%	+56

* Compared to same time period as previous year
 2/15/2024 10:11:50AM

** Case Type Categories are defined in the 2017 Virginia Judicial Workload Assessment
 Source: SCV-SQL-Information

2024 Overall GRAND TOTAL		Distribution of Caseload		Change*		Percentage (%) of Caseload		
290	-115 -28.4%	Adult	98 34%	-43.7% ▼	-76	Adult	43.0%	33.8%
2024		Juvenile	192 66%	-16.9% ▼	-39	Juvenile	57.0%	66.2%
2023		GRAND TOTAL	290 100%	-28.4% ▼	-115	GRAND TOTAL	100%	100%

Dispositions by Division & Code

Division	Case Type Description	Code	Summary	Change	% Change	Absolute Change
Adult	Civil Support	VS	28	▲	+21.7%	+5
	Misdemeanor	CM	22	▼	-50.0%	-22
	Other	OT	20	▼	-69.7%	-46
	Show Cause	SC	9	▼	-25.0%	-3
	Family Abuse - Protective Order	FP	7	▲	+16.7%	+1
	Felony	CF	6	▼	-14.3%	-1
	Motion - Protective Order	MP	2	▼	-33.3%	-1
	Non-Family Abuse Protective Order	AP	2	▼	-33.3%	-1
	Capias	CA	1	▼	-90.0%	-9
	Violation of Protective Order	PV	1	▲	-	+1
	Total		98	▼	-43.7%	-76
Juvenile	Custody Visitation	CV	103	▼	-8.8%	-10
	Misdemeanor	DM	25	▼	-28.6%	-10
	Abuse and Neglect	AN	20	▲	+53.8%	+7
	Remand Custody	RC	8	▲	+700.0%	+7
	Remand Visitation	RV	8	▲	+700.0%	+7
	Foster Care Review	FC	5	▲	+66.7%	+2
	Permanency Planning	PH	4	▼	-33.3%	-2
	Status	ST	4	▼	-33.3%	-2
	Traffic	T	4	▼	-60.0%	-6
	Child In Need of Services	CS	3	▼	-40.0%	-2
	Terminate Parental Rights	TP	3	▼	-40.0%	-2
	Felony	DF	2	▼	-85.7%	-12
	Initial Foster Care	IF	1	↔		-
	Paternity	PT	1	↔		-
	Truancy	TR	1	▼	-83.3%	-5
	Civil Violation	CI	0	▼	-100.0%	-1
	Motion - Protective Order	MP	0	▼	-100.0%	-6
	Qualified Residential Treatment	QR	0	▼	-100.0%	-2
	Voluntary Continuing Services and Support Agreem	VA	0	▼	-100.0%	-2
		Total		192	▼	-16.9%
	GRAND TOTAL		290	▼	-28.4%	-115

Dispositions by Major Case Category**

Category	Summary	Change	% Change	Absolute Change		
Adult Criminal	35	▲	-47.8%	-32		
Child Dependency	33	▼	+3.1%	+1		
Child in Need of Services/Supervision	4	▼	-63.6%	-7		
Custody and Visitation	104	▼	-8.8%	-10		
Delinquency	27	▼	-44.9%	-22		
Juvenile Miscellaneous	4	▼	-33.3%	-2		
New to Workload Study	0	▼	-100.0%	-1		
Other	36	▲	-47.1%	-32		
Protective Orders	11	▼	-38.9%	-7		
Support	32	▼	+10.3%	+3		
Traffic	4	▼	-60.0%	-6		
	GRAND TOTAL		290	▼	-28.4%	-115

* Compared to same time period as previous year
 2/15/2024 10:11:50AM

** Case Type Categories are defined in the 2017 Virginia Judicial Workload Assessment
 Source: SCV-SQL-Information

2024 Overall GRAND TOTAL		Distribution of Caseload		Change*		Percentage (%) of Caseload			
266 -43 -13.9% 		Adult	125	47%	-19.9% ▼	-31	Adult	50.5%	47.0%
		Juvenile	141	53%	-7.8% ▼	-12	Juvenile	49.5%	53.0%
		GRAND TOTAL	266	100%	-13.9% ▼	-43	GRAND TOTAL	100%	100%

Dispositions by Division & Code

Division	Case Type Description	Code	Summary	Change	% Change	Absolute Change
Adult	Civil Support	VS	32	▲	+10.3%	+3
	Misdemeanor	CM	29	▼	-46.3%	-25
	Other	OT	26	▼	-3.7%	-1
	Show Cause	SC	14	▼	-41.7%	-10
	Family Abuse - Protective Order	FP	12	▲	+20.0%	+2
	Capias	CA	5	▼	-16.7%	-1
	Felony	CF	4	▼	-20.0%	-1
	Motion - Protective Order	MP	1	↔		-
	Remand Support	RS	1	▲	-	+1
	Violation Family Abuse Protective Order	PS	1	▲	-	+1
	Total		125	▼	-19.9%	-31
Juvenile	Custody Visitation	CV	92	▼	-14.0%	-15
	Traffic	T	7	▲	+75.0%	+3
	Voluntary Continuing Services and Support Agreem	VA	7	▲	+600.0%	+6
	Foster Care Review	FC	6	▲	+200.0%	+4
	Permanency Planning	PH	5	▼	-58.3%	-7
	Misdemeanor	DM	4	▼	-42.9%	-3
	Child In Need of Services	CS	3	▼	-25.0%	-1
	Initial Foster Care	IF	3	▲	+200.0%	+2
	Abuse and Neglect	AN	2	▼	-66.7%	-4
	Non-Family Abuse Protective Order	AP	2	▲	-	+2
	Paternity	PT	2	▲	-	+2
	Status	ST	2	↔		-
	Truancy	TR	2	▲	+100.0%	+1
	Child at Risk	RI	1	↔		-
	Emancipation	EP	1	▲	-	+1
	Relief of Custody	CR	1	↔		-
	Temporary Detention Order	TD	1	↔		-
	Motion - Protective Order	MP	0	▼	-100.0%	-2
	Qualified Residential Treatment	QR	0	▼	-100.0%	-1
		Total		141	▼	-7.8%
	GRAND TOTAL		266	▼	-13.9%	-43

Dispositions by Major Case Category**

Category	Summary	Change	% Change	Absolute Change		
Adult Criminal	49	▲	-38.0%	-30		
Child Dependency	25	▲		0		
Child in Need of Services/Supervision	5	▲		0		
Custody and Visitation	94	▲	-12.1%	-13		
Delinquency	4	▼	-42.9%	-3		
Juvenile Miscellaneous	3	▲	+50.0%	+1		
Other	28	▲		0		
Protective Orders	15	▲	+15.4%	+2		
Support	36	▼	-7.7%	-3		
Traffic	7	▲	+75.0%	+3		
	GRAND TOTAL		266	▼	-13.9%	-43

* Compared to same time period as previous year
 2/15/2024 10:11:50AM

** Case Type Categories are defined in the 2017 Virginia Judicial Workload Assessment
 Source: SCV-SQL-Information

2024 Overall GRAND TOTAL		Distribution of Caseload			Change*		Percentage (%) of Caseload		
780	-255 -24.6%	Adult	387	50%	-14.0% ▼	-63	Adult	43.5%	49.6%
2024		Juvenile	393	50%	-32.8% ▼	-192	Juvenile	56.5%	50.4%
2023		GRAND TOTAL	780	100%	-24.6% ▼	-255	GRAND TOTAL	100%	100%

Dispositions by Division & Code

Division	Case Type Description	Code	Summary	Change	% Change	Absolute Change	
Adult	Misdemeanor	CM	127	▼	-16.4%	-25	
	Other	OT	83	▲	+62.7%	+32	
	Civil Support	VS	76	↔		-	
	Family Abuse - Protective Order	FP	31	▼	-27.9%	-12	
	Show Cause	SC	31	▼	-60.3%	-47	
	Felony	CF	19	▼	-13.6%	-3	
	Capias	CA	6	▼	-33.3%	-3	
	Violation of Protective Order	PV	5	▲	+25.0%	+1	
	Motion - Protective Order	MP	4	▲	+100.0%	+2	
	Remand Support	RS	4	▲	-	+4	
	Non-Family Abuse Protective Order	AP	1	▼	-92.3%	-12	
		Total		387	▼	-14.0%	-63
Juvenile	Custody Visitation	CV	209	▼	-47.5%	-189	
	Misdemeanor	DM	27	▲	+35.0%	+7	
	Temporary Detention Order	TD	22	▲	+214.3%	+15	
	Foster Care Review	FC	19	▼	-36.7%	-11	
	Permanency Planning	PH	19	↔		-	
	Abuse and Neglect	AN	15	▼	-48.3%	-14	
	Emergency Custody Order	EC	11	▲	-	+11	
	Terminate Parental Rights	TP	9	▲	+28.6%	+2	
	Traffic	T	9	▲	+50.0%	+3	
	Truancy	TR	9	▼	-30.8%	-4	
	Special Immigrant Juvenile Status	SI	8	▲	-	+8	
	Mental Commitment	MC	5	▼	-28.6%	-2	
	Remand Custody	RC	5	▲	-	+5	
	Motion - Protective Order	MP	4	▼	-55.6%	-5	
	Child In Need of Services	CS	3	▲	+50.0%	+1	
	Initial Foster Care	IF	3	▼	-72.7%	-8	
	Relief of Custody	CR	3	▲	+50.0%	+1	
	Remand Visitation	RV	3	▲	-	+3	
	Status	ST	3	▲	+50.0%	+1	
	Non-Family Abuse Protective Order	AP	2	▼	-50.0%	-2	
	Paternity	PT	2	▼	-77.8%	-7	
	Felony	DF	1	▼	-66.7%	-2	
	Restricted Operators License	RL	1	▲	-	+1	
	Voluntary Continuing Services and Support Agreem	VA	1	▼	-50.0%	-1	
	Entrustment	ET	0	▼	-100.0%	-1	
	Qualified Residential Treatment	QR	0	▼	-100.0%	-4	
		Total		393	▼	-32.8%	-192
	GRAND TOTAL			780	▼	-24.6%	-255

Dispositions by Major Case Category**

Category	Summary	Change	% Change	Absolute Change
Adult Criminal	177	▼	-18.1%	-39
Child Dependency	69	▼	-34.3%	-36
Child in Need of Services/Supervision	12	▲	-20.0%	-3
Custody and Visitation	211	▼	-48.2%	-196
Delinquency	28	▼	+21.7%	+5

* Compared to same time period as previous year
 2/15/2024 10:11:50AM

** Case Type Categories are defined in the 2017 Virginia Judicial Workload Assessment
 Source: SCV-SQL-Information

CPSS - JCMS CASELOAD STATISTICS OF THE JUVENILE & DOMESTIC RELATIONS DISTRICT COURTS
 January 2024 thru January 2024 Dispositions (Compared to January 2023 thru January 2023)

Roanoke

District: 23 FIPS: 770

Juvenile Miscellaneous	3	▲	+50.0%	+1
New to Workload Study	8	▲	-	+8
Other	133	▲	+104.6%	+68
Protective Orders	42	▼	-40.8%	-29
Support	87	▼	-30.4%	-38
Traffic	10	▲	+66.7%	+4
GRAND TOTAL	780	▼	-24.6%	-255

2024 Overall GRAND TOTAL		Distribution of Caseload		Change*		Percentage (%) of Caseload		
456 	+39 9.4%	Adult	174 38%	-13.0% ▼	-26	Adult	48.0%	38.2%
		Juvenile	282 62%	30.0% ▲	+65	Juvenile	52.0%	61.8%
		GRAND TOTAL	456 100%	9.4% ▲	+39	GRAND TOTAL	100%	100%

Dispositions by Division & Code

Division	Case Type Description	Code	Summary	Change	% Change	Absolute Change
Adult	Misdemeanor	CM	59	▲	+15.7%	+8
	Civil Support	VS	37	▼	-24.5%	-12
	Show Cause	SC	26	▼	-16.1%	-5
	Other	OT	25	▼	-16.7%	-5
	Family Abuse - Protective Order	FP	11	▲	+10.0%	+1
	Felony	CF	8	▼	-46.7%	-7
	Capias	CA	7	▲	+75.0%	+3
	Non-Family Abuse Protective Order	AP	1	↔		-
	Motion - Protective Order	MP	0	▼	-100.0%	-2
	Remand Support	RS	0	▼	-100.0%	-7
	Total		174	▼	-13.0%	-26
Juvenile	Custody Visitation	CV	139	▲	+18.8%	+22
	Misdemeanor	DM	33	▲	+135.7%	+19
	Status	ST	32	▲	+146.2%	+19
	Traffic	T	20	▲	+5.3%	+1
	Felony	DF	14	▲	+55.6%	+5
	Abuse and Neglect	AN	13	▲	+550.0%	+11
	Truancy	TR	7	▲	+133.3%	+4
	Initial Foster Care	IF	5	▲	+150.0%	+3
	Non-Family Abuse Protective Order	AP	4	▲	+100.0%	+2
	Civil Violation	CI	3	▲	-	+3
	Child In Need of Services	CS	2	▲	-	+2
	Paternity	PT	2	▼	-60.0%	-3
	Terminate Parental Rights	TP	2	▲	-	+2
	Voluntary Continuing Services and Support Agree	VA	2	▲	-	+2
	Foster Care Review	FC	1	▼	-66.7%	-2
	Motion - Protective Order	MP	1	▼	-66.7%	-2
	Permanency Planning	PH	1	▼	-88.9%	-8
	Temporary Detention Order	TD	1	▲	-	+1
	Remand Custody	RC	0	▼	-100.0%	-14
	Remand Visitation	RV	0	▼	-100.0%	-2
	Total		282	▲	30.0%	+65
	GRAND TOTAL		456	▲	9.4%	+39

Dispositions by Major Case Category**

Category	Summary	Change	% Change	Absolute Change
Adult Criminal	89	▲	+1.1%	+1
Child Dependency	24	▲	+50.0%	+8
Child in Need of Services/Supervision	9	▲	+200.0%	+6
Custody and Visitation	141	▼	+15.6%	+19
Delinquency	47	▲	+104.3%	+24
Juvenile Miscellaneous	32	▲	+146.2%	+19
New to Workload Study	3	▲	-	+3
Other	26	▲	-50.9%	-27
Protective Orders	17	▼	-5.6%	-1
Support	48	▼	-22.6%	-14
Traffic	20	▲	+5.3%	+1

* Compared to same time period as previous year
 2/15/2024 10:11:50AM

** Case Type Categories are defined in the 2017 Virginia Judicial Workload Assessment
 Source: SCV-SQL-Information




GRAND TOTAL

456

▲

9.4%

+39

2024 Overall GRAND TOTAL		Distribution of Caseload		Change*		Percentage (%) of Caseload			
2024  2023 	+26 17.8% 	Adult	63	37%	12.5% ▲	+7	Adult	2023	2024
		Juvenile	109	63%	21.1% ▲	+19	Juvenile	38.4%	36.6%
GRAND TOTAL		172	100%	17.8% ▲	+26	GRAND TOTAL	100%	100%	

Dispositions by Division & Code

Division	Case Type Description	Code	Summary	Change	% Change	Absolute Change
Adult	Misdemeanor	CM	25	▲	+78.6%	+11
	Civil Support	VS	10	▲	+11.1%	+1
	Capias	CA	6	▲	+500.0%	+5
	Other	OT	5	▼	-44.4%	-4
	Show Cause	SC	5	▼	-44.4%	-4
	Family Abuse - Protective Order	FP	4	▼	-20.0%	-1
	Remand Support	RS	4	▲	+300.0%	+3
	Felony	CF	3	▼	-57.1%	-4
	Motion - Protective Order	MP	1	↔		-
	Total			63	▲	12.5%
Juvenile	Custody Visitation	CV	27	▼	-30.8%	-12
	Misdemeanor	DM	22	▲	+69.2%	+9
	Abuse and Neglect	AN	13	▲	+62.5%	+5
	Traffic	T	8	↔		-
	Initial Foster Care	IF	6	▲	+500.0%	+5
	Mental Commitment	MC	5	▲	+150.0%	+3
	Status	ST	5	▲	+400.0%	+4
	Remand Custody	RC	4	▲	-	+4
	Remand Visitation	RV	4	▲	-	+4
	Felony	DF	3	▲	+50.0%	+1
	Foster Care Review	FC	3	↔		-
	Motion - Protective Order	MP	3	▼	-40.0%	-2
	Voluntary Continuing Services and Support Agreem	VA	2	▼	-33.3%	-1
	Child In Need of Services	CS	1	▲	-	+1
	Emergency Custody Order	EC	1	↔		-
	Permanency Planning	PH	1	↔		-
	Temporary Detention Order	TD	1	↔		-
	Qualified Residential Treatment	QR	0	▼	-100.0%	-1
	Truancy	TR	0	▼	-100.0%	-1
	Total			109	▲	21.1%
GRAND TOTAL			172	▲	17.8%	+26

Dispositions by Major Case Category**

Category	Summary	Change	% Change	Absolute Change	
Adult Criminal	38	▲	+46.2%	+12	
Child Dependency	25	▲	+47.1%	+8	
Child in Need of Services/Supervision	1	▲		0	
Custody and Visitation	27	▼	-30.8%	-12	
Delinquency	25	▲	+66.7%	+10	
Juvenile Miscellaneous	5	▲	+400.0%	+4	
Other	24	▲	+71.4%	+10	
Protective Orders	8	▼	-27.3%	-3	
Support	11	▼	-21.4%	-3	
Traffic	8	↔		0	
GRAND TOTAL		172	▲	17.8%	+26

* Compared to same time period as previous year
 2/15/2024 10:11:50AM

** Case Type Categories are defined in the 2017 Virginia Judicial Workload Assessment
 Source: SCV-SQL-Information

2024 Overall GRAND TOTAL		Distribution of Caseload			Change*		Percentage (%) of Caseload		
167 -48 -22.3% 		Adult	91	54%	-14.2% ▼	-15	Adult	49.3%	54.5%
		Juvenile	76	46%	-30.3% ▼	-33	Juvenile	50.7%	45.5%
		GRAND TOTAL	167	100%	-22.3% ▼	-48	GRAND TOTAL	100%	100%

Dispositions by Division & Code

Division	Case Type Description	Code	Summary	Change	% Change	Absolute Change
Adult	Misdemeanor	CM	25	▲	+19.0%	+4
	Other	OT	19	▲	+26.7%	+4
	Civil Support	VS	18	▼	-21.7%	-5
	Show Cause	SC	14	▼	-22.2%	-4
	Family Abuse - Protective Order	FP	7	▼	-58.8%	-10
	Felony	CF	3	▼	-57.1%	-4
	Motion - Protective Order	MP	3	▲	+50.0%	+1
	Non-Family Abuse Protective Order	AP	1	↔		-
	Violation of Protective Order	PV	1	↔		-
	Capias	CA	0	▼	-100.0%	-1
	Total		91	▼	-14.2%	-15
Juvenile	Custody Visitation	CV	53	▼	-13.1%	-8
	Misdemeanor	DM	9	▼	-18.2%	-2
	Initial Foster Care	IF	2	▲	-	+2
	Permanency Planning	PH	2	▲	+100.0%	+1
	Status	ST	2	▲	-33.3%	-1
	Temporary Detention Order	TD	2	▲	-	+2
	Traffic	T	2	▼	-88.2%	-15
	Foster Care Review	FC	1	▼	-50.0%	-1
	Non-Family Abuse Protective Order	AP	1	▲	-	+1
	Special Immigrant Juvenile Status	SI	1	▲	-	+1
	Truancy	TR	1	▲	-	+1
	Abuse and Neglect	AN	0	▼	-100.0%	-5
	Motion - Protective Order	MP	0	▼	-100.0%	-1
	Paternity	PT	0	▼	-100.0%	-4
	Remand Custody	RC	0	▼	-100.0%	-4
	Total		76	▼	-30.3%	-33
	GRAND TOTAL		167	▼	-22.3%	-48

Dispositions by Major Case Category**

Category	Summary	Change	% Change	Absolute Change
Adult Criminal	42	▼		0
Child Dependency	5	▲	-37.5%	-3
Child in Need of Services/Supervision	1	▲	-	+1
Custody and Visitation	53	▼	-18.5%	-12
Delinquency	9	▼	-18.2%	-2
Juvenile Miscellaneous	2	▲	-33.3%	-1
New to Workload Study	1	▲	-	+1
Other	21	▲	+10.5%	+2
Protective Orders	12	▲	-42.9%	-9
Support	19	▼	-34.5%	-10
Traffic	2	▼	-88.2%	-15
	GRAND TOTAL		-22.3%	-48

* Compared to same time period as previous year
 2/15/2024 10:11:50AM

** Case Type Categories are defined in the 2017 Virginia Judicial Workload Assessment
 Source: SCV-SQL-Information

2024 Overall GRAND TOTAL		Distribution of Caseload		Change*		Percentage (%) of Caseload		
387	-17 -4.2%	Adult	186 48%	2.8% ▲	+5	Adult	44.8%	48.1%
2024		Juvenile	201 52%	-9.9% ▼	-22	Juvenile	55.2%	51.9%
2023		GRAND TOTAL	387 100%	-4.2% ▼	-17	GRAND TOTAL	100%	100%

Dispositions by Division & Code

Division	Case Type Description	Code	Summary	Change	% Change	Absolute Change
Adult	Misdemeanor	CM	44	▼	-2.2%	-1
	Civil Support	VS	30	▼	-3.2%	-1
	Other	OT	26	▲	+73.3%	+11
	Show Cause	SC	25	▼	-40.5%	-17
	Family Abuse - Protective Order	FP	16	▲	+14.3%	+2
	Capias	CA	14	↔		-
	Felony	CF	13	▲	+44.4%	+4
	Motion - Protective Order	MP	9	▲	+80.0%	+4
	Violation of Protective Order	PV	5	▲	+66.7%	+2
	Remand Support	RS	3	↔		-
	Non-Family Abuse Protective Order	AP	1	▲	-	+1
	Total		186	▲	2.8%	+5
Juvenile	Custody Visitation	CV	112	▼	-22.2%	-32
	Traffic	T	12	▲	+9.1%	+1
	Foster Care Review	FC	9	▲	+125.0%	+5
	Status	ST	8	▲	+300.0%	+6
	Terminate Parental Rights	TP	7	▲	-	+7
	Truancy	TR	7	▲	+75.0%	+3
	Permanency Planning	PH	6	▲	+200.0%	+4
	Abuse and Neglect	AN	5	▼	-64.3%	-9
	Motion - Protective Order	MP	5	▲	-	+5
	Remand Custody	RC	5	▼	-37.5%	-3
	Remand Visitation	RV	5	▼	-28.6%	-2
	Entrustment	ET	4	▲	+100.0%	+2
	Misdemeanor	DM	3	▼	-25.0%	-1
	Initial Foster Care	IF	2	▼	-50.0%	-2
	Non-Family Abuse Protective Order	AP	2	▲	-	+2
	Paternity	PT	2	▲	+100.0%	+1
	Show Cause	SC	2	▲	+100.0%	+1
	Voluntary Continuing Services and Support Agree	VA	2	▼	-60.0%	-3
	Felony	DF	1	▼	-87.5%	-7
	Other	OT	1	▲	-	+1
	Temporary Detention Order	TD	1	▲	-	+1
Family Abuse - Protective Order	FP	0	▼	-100.0%	-1	
Restoration of Parental Rights	RR	0	▼	-100.0%	-1	
	Total		201	▼	-9.9%	-22
GRAND TOTAL			387	▼	-4.2%	-17

Dispositions by Major Case Category**

Category	Summary	Change	% Change	Absolute Change
Adult Criminal	91	▲	-7.1%	-7
Child Dependency	35	▲	+12.9%	+4
Child in Need of Services/Supervision	8	▲	+60.0%	+3
Custody and Visitation	114	▲	-21.4%	-31
Delinquency	5	▲	-58.3%	-7
Juvenile Miscellaneous	8	▲	+300.0%	+6
Other	41	▲	+20.6%	+7
Protective Orders	33	▲	+65.0%	+13

* Compared to same time period as previous year
 2/15/2024 10:11:50AM

** Case Type Categories are defined in the 2017 Virginia Judicial Workload Assessment
 Source: SCV-SQL-Information

CPSS - JCMS CASELOAD STATISTICS OF THE JUVENILE & DOMESTIC RELATIONS DISTRICT COURTS
January 2024 thru January 2024 Dispositions (Compared to January 2023 thru January 2023)

Bedford

District: 24 FIPS: 019

Support	40	▼	-13.0%	-6
Traffic	12	▲	+9.1%	+1
GRAND TOTAL	387	▼	-4.2%	-17

2024 Overall GRAND TOTAL		Distribution of Caseload		Change*		Percentage (%) of Caseload					
300 +2 0.7% 	Adult	145	48%	-3.3%	▼	-5	Adult	2023	50.3%	2024	48.3%
	Juvenile	155	52%	4.7%	▲	+7	Juvenile	49.7%	51.7%		
GRAND TOTAL		300	100%	0.7%	▲	+2	GRAND TOTAL	100%	100%		

Dispositions by Division & Code

Division	Case Type Description	Code	Summary	Change	% Change	Absolute Change
Adult	Civil Support	VS	47	▲	+46.9%	+15
	Show Cause	SC	30	▼	-28.6%	-12
	Misdemeanor	CM	21	▼	-4.5%	-1
	Other	OT	20	▼	-16.7%	-4
	Capias	CA	12	▲	+33.3%	+3
	Family Abuse - Protective Order	FP	10	↔		-
	Felony	CF	2	▼	-75.0%	-6
	Non-Family Abuse Protective Order	AP	2	▲	+100.0%	+1
	Motion - Protective Order	MP	1	↔		-
	Restricted License for Non-Support	SL	0	▼	-100.0%	-1
Total			145	▼	-3.3%	-5
Juvenile	Custody Visitation	CV	126	▲	+6.8%	+8
	Abuse and Neglect	AN	6	▲	+100.0%	+3
	Misdemeanor	DM	5	▼	-16.7%	-1
	Non-Family Abuse Protective Order	AP	5	▲	+400.0%	+4
	Initial Foster Care	IF	3	▲	-	+3
	Traffic	T	3	▼	-57.1%	-4
	Motion - Protective Order	MP	2	↔		-
	Foster Care Review	FC	1	▼	-50.0%	-1
	Paternity	PT	1	↔		-
	Permanency Planning	PH	1	↔		-
	Status	ST	1	▼	-75.0%	-3
	Voluntary Continuing Services and Support Agreem	VA	1	▲	-	+1
	Felony	DF	0	▼	-100.0%	-1
	Truancy	TR	0	▼	-100.0%	-2
	Total			155	▲	4.7%
GRAND TOTAL			300	▲	0.7%	+2

Dispositions by Major Case Category**

Category	Summary	Change	% Change	Absolute Change	
Adult Criminal	52	▼	-17.5%	-11	
Child Dependency	12	▲	+100.0%	+6	
Child in Need of Services/Supervision	0	▼	-100.0%	-2	
Custody and Visitation	127	▲	+6.7%	+8	
Delinquency	5	▼	-28.6%	-2	
Juvenile Miscellaneous	1	▼	-75.0%	-3	
Other	20	▼	-16.7%	-4	
Protective Orders	20	▲	+33.3%	+5	
Support	60	▼	+17.6%	+9	
Traffic	3	▼	-57.1%	-4	
GRAND TOTAL		300	▲	0.7%	+2

* Compared to same time period as previous year
 2/15/2024 10:11:50AM

** Case Type Categories are defined in the 2017 Virginia Judicial Workload Assessment
 Source: SCV-SQL-Information

2024 Overall GRAND TOTAL		Distribution of Caseload		Change*		Percentage (%) of Caseload			
571 	+33 6.1%	Adult	306	54%	11.3% ▲	+31	Adult	51.1%	53.6%
		Juvenile	265	46%	0.8% ▲	+2	Juvenile	48.9%	46.4%
		GRAND TOTAL	571	100%	6.1% ▲	+33	GRAND TOTAL	100%	100%

Dispositions by Division & Code

Division	Case Type Description	Code	Summary	Change	% Change	Absolute Change
Adult	Misdemeanor	CM	65	▼	-13.3%	-10
	Civil Support	VS	54	▲	+38.5%	+15
	Felony	CF	51	▲	+168.4%	+32
	Other	OT	50	▲	+6.4%	+3
	Show Cause	SC	47	▼	-21.7%	-13
	Capias	CA	20	▲	+33.3%	+5
	Family Abuse - Protective Order	FP	14	▼	-6.7%	-1
	Motion - Protective Order	MP	4	▲	+33.3%	+1
	Non-Family Abuse Protective Order	AP	1	↔	-	-
	Remand Support	RS	0	▼	-100.0%	-1
	Total		306	▲	11.3%	+31
Juvenile	Custody Visitation	CV	95	▼	-19.5%	-23
	Misdemeanor	DM	25	▲	+38.9%	+7
	Abuse and Neglect	AN	20	▼	-4.8%	-1
	Child at Risk	RI	13	▲	+225.0%	+9
	Permanency Planning	PH	13	▼	-7.1%	-1
	Terminate Parental Rights	TP	12	▲	+71.4%	+5
	Initial Foster Care	IF	11	▲	+57.1%	+4
	Child In Need of Services	CS	10	▲	+900.0%	+9
	Foster Care Review	FC	10	▼	-44.4%	-8
	Traffic	T	8	▲	+166.7%	+5
	Felony	DF	7	▲	+75.0%	+3
	Emergency Custody Order	EC	6	▼	-25.0%	-2
	Entrustment	ET	6	▲	-	+6
	Truancy	TR	6	▼	-14.3%	-1
	Mental Commitment	MC	5	▲	+25.0%	+1
	Paternity	PT	4	▼	-76.5%	-13
	Temporary Detention Order	TD	3	▲	+50.0%	+1
	Civil Violation	CI	2	▲	-	+2
	Motion - Protective Order	MP	2	▲	-	+2
	Status	ST	2	▲	-	+2
	Voluntary Continuing Services and Support Agree	VA	2	↔	-	-
	Other	OT	1	▼	-50.0%	-1
	Remand Custody	RC	1	▲	-	+1
	Remand Visitation	RV	1	▲	-	+1
	Non-Family Abuse Protective Order	AP	0	▼	-100.0%	-2
	Qualified Residential Treatment	QR	0	▼	-100.0%	-1
	Special Immigrant Juvenile Status	SI	0	▼	-100.0%	-3
	Total		265	▲	0.8%	+2
GRAND TOTAL			571	▲	6.1%	+33

Dispositions by Major Case Category**

Category	Summary	Change	% Change	Absolute Change
Adult Criminal	172	▲	+17.8%	+26
Child Dependency	87	▲	+17.6%	+13
Child in Need of Services/Supervision	16	▲	+100.0%	+8
Custody and Visitation	99	▼	-26.7%	-36
Delinquency	32	▲	+45.5%	+10

* Compared to same time period as previous year
 2/15/2024 10:11:50AM

** Case Type Categories are defined in the 2017 Virginia Judicial Workload Assessment
 Source: SCV-SQL-Information

Juvenile Miscellaneous	2	▲	-	+2
New to Workload Study	2	▲	-33.3%	-1
Other	67	▲	+4.7%	+3
Protective Orders	21	▲		0
Support	65	▼	+4.8%	+3
Traffic	8	▲	+166.7%	+5
GRAND TOTAL	571	▲	6.1%	+33

2024 Overall GRAND TOTAL		Distribution of Caseload		Change*		Percentage (%) of Caseload		
63 +22 53.7% 	Adult	39	62%	457.1% ▲	+32	Adult	2023	2024
	Juvenile	24	38%	-29.4% ▼	-10	Juvenile	17.1%	61.9%
GRAND TOTAL		63	100%	53.7% ▲	+22	GRAND TOTAL	100%	100%

Dispositions by Division & Code

Division	Case Type Description	Code	Summary	Change	% Change	Absolute Change
Adult	Misdemeanor	CM	14	▲	+1,300.0%	+13
	Felony	CF	6	▲	-	+6
	Other	OT	6	↔	-	-
	Family Abuse - Protective Order	FP	5	▲	-	+5
	Civil Support	VS	4	▲	-	+4
	Motion - Protective Order	MP	2	▲	-	+2
	Show Cause	SC	2	▲	-	+2
	Total			39	▲	457.1%
Juvenile	Custody Visitation	CV	13	▼	-13.3%	-2
	Motion - Protective Order	MP	3	▲	-	+3
	Traffic	T	3	▼	-50.0%	-3
	Misdemeanor	DM	2	▼	-33.3%	-1
	Abuse and Neglect	AN	1	▲	-	+1
	Paternity	PT	1	▲	-	+1
	Truancy	TR	1	▲	-	+1
	Foster Care Review	FC	0	▼	-100.0%	-2
	Permanency Planning	PH	0	▼	-100.0%	-5
	Relief of Custody	CR	0	▼	-100.0%	-2
	Status	ST	0	▼	-100.0%	-1
Total			24	▼	-29.4%	-10
GRAND TOTAL			63	▲	53.7%	+22

Dispositions by Major Case Category**

Category	Summary	Change	% Change	Absolute Change
Adult Criminal	22	▲	+2,100.0%	+21
Child Dependency	1	▲	-88.9%	-8
Child in Need of Services/Supervision	1	▲	-	+1
Custody and Visitation	14	▲	-6.7%	-1
Delinquency	2	▼	-33.3%	-1
Juvenile Miscellaneous	0	▼	-100.0%	-1
Other	6	↔	-	0
Protective Orders	10	▲	-	+10
Support	4	▲	-	+4
Traffic	3	▼	-50.0%	-3
GRAND TOTAL	63	▲	53.7%	+22

* Compared to same time period as previous year
 2/15/2024 10:11:50AM

** Case Type Categories are defined in the 2017 Virginia Judicial Workload Assessment
 Source: SCV-SQL-Information

2024 Overall GRAND TOTAL		Distribution of Caseload		Change*		Percentage (%) of Caseload			
132	-3 -2.2%	Adult	73 55%	-5.2%	▼	-4	Adult	57.0%	55.3%
2024		Juvenile	59 45%	1.7%	▲	+1	Juvenile	43.0%	44.7%
2023		GRAND TOTAL	132 100%	-2.2%	▼	-3	GRAND TOTAL	100%	100%

Dispositions by Division & Code

Division	Case Type Description	Code	Summary	Change	% Change	Absolute Change
Adult	Show Cause	SC	20	▲	+233.3%	+14
	Civil Support	VS	16	▲	+14.3%	+2
	Misdemeanor	CM	15	▼	-34.8%	-8
	Other	OT	12	▼	-45.5%	-10
	Capias	CA	4	▲	-	+4
	Motion - Protective Order	MP	2	▲	-	+2
	Remand Support	RS	2	↔	-	-
	Family Abuse - Protective Order	FP	1	↔	-	-
	Violation of Protective Order	PV	1	↔	-	-
	Felony	CF	0	▼	-100.0%	-6
	Non-Family Abuse Protective Order	AP	0	▼	-100.0%	-1
	Restricted License for Non-Support	SL	0	▼	-100.0%	-1
	Total			73	▼	-5.2%
Juvenile	Custody Visitation	CV	34	▼	-12.8%	-5
	Status	ST	6	▲	-	+6
	Remand Custody	RC	3	▼	-25.0%	-1
	Traffic	T	3	▲	+200.0%	+2
	Child In Need of Services	CS	2	▲	-	+2
	Misdemeanor	DM	2	▲	+100.0%	+1
	Truancy	TR	2	▼	-50.0%	-2
	Emergency Custody Order	EC	1	↔	-	-
	Felony	DF	1	▲	-	+1
	Motion - Protective Order	MP	1	▲	-	+1
	Non-Family Abuse Protective Order	AP	1	▲	-	+1
	Other	OT	1	▲	-	+1
	Show Cause	SC	1	↔	-	-
	Temporary Detention Order	TD	1	↔	-	-
	Permanency Planning	PH	0	▼	-100.0%	-4
	Terminate Parental Rights	TP	0	▼	-100.0%	-2
	Total			59	▲	1.7%
GRAND TOTAL			132	▼	-2.2%	-3

Dispositions by Major Case Category**

Category	Summary	Change	% Change	Absolute Change
Adult Criminal	33	▲	-2.9%	-1
Child Dependency	0	▼	-100.0%	-6
Child in Need of Services/Supervision	5	▲	-	0
Custody and Visitation	34	▼	-12.8%	-5
Delinquency	3	▲	+200.0%	+2
Juvenile Miscellaneous	6	▲	-	+6
Other	20	▲	-33.3%	-10
Protective Orders	5	▲	+150.0%	+3
Support	23	▲	+35.3%	+6
Traffic	3	▲	+200.0%	+2
GRAND TOTAL	132	▼	-2.2%	-3

* Compared to same time period as previous year
 2/15/2024 10:11:50AM

** Case Type Categories are defined in the 2017 Virginia Judicial Workload Assessment
 Source: SCV-SQL-Information

2024 Overall GRAND TOTAL		Distribution of Caseload		Change*		Percentage (%) of Caseload		
387	+118 43.9%	Adult	162 42%	7.3% ▲	+11	Adult	2023 56.1%	2024 41.9%
2024		Juvenile	225 58%	90.7% ▲	+107	Juvenile	43.9%	58.1%
2023		GRAND TOTAL	387 100%	43.9% ▲	+118	GRAND TOTAL	100%	100%

Dispositions by Division & Code

Division	Case Type Description	Code	Summary	Change	% Change	Absolute Change
Adult	Civil Support	VS	37	▲	+131.3%	+21
	Misdemeanor	CM	34	▼	-8.1%	-3
	Show Cause	SC	31	▲	+10.7%	+3
	Other	OT	23	▼	-4.2%	-1
	Capias	CA	17	▲	+70.0%	+7
	Family Abuse - Protective Order	FP	10	▼	-16.7%	-2
	Felony	CF	4	▼	-75.0%	-12
	Motion - Protective Order	MP	4	▼	-20.0%	-1
	Non-Family Abuse Protective Order	AP	2	↔		-
	Restricted License for Non-Support	SL	0	▼	-100.0%	-1
	Total		162	▲	7.3%	+11
Juvenile	Custody Visitation	CV	139	▲	+135.6%	+80
	Misdemeanor	DM	15	▲	+150.0%	+9
	Emergency Custody Order	EC	8	▲	+100.0%	+4
	Foster Care Review	FC	8	▼	-42.9%	-6
	Truancy	TR	8	▲	-	+8
	Motion - Protective Order	MP	7	▲	+40.0%	+2
	Traffic	T	7	▲	+133.3%	+4
	Abuse and Neglect	AN	5	▲	+25.0%	+1
	Non-Family Abuse Protective Order	AP	4	▼	-42.9%	-3
	Paternity	PT	4	▲	+100.0%	+2
	Permanency Planning	PH	4	▲	+100.0%	+2
	Temporary Detention Order	TD	4	▲	+33.3%	+1
	Child In Need of Services	CS	3	▲	+200.0%	+2
	Initial Foster Care	IF	3	↔		-
	Voluntary Continuing Services and Support Agree	VA	2	▲	-	+2
	Felony	DF	1	▲	-	+1
	Show Cause	SC	1	▲	-	+1
	Status	ST	1	▼	-66.7%	-2
	Terminate Parental Rights	TP	1	▲	-	+1
	Other	OT	0	▼	-100.0%	-1
Special Immigrant Juvenile Status	SI	0	▼	-100.0%	-1	
	Total		225	▲	90.7%	+107
GRAND TOTAL			387	▲	43.9%	+118

Dispositions by Major Case Category**

Category	Summary	Change	% Change	Absolute Change
Adult Criminal	73	▲	-3.9%	-3
Child Dependency	23	▲		0
Child in Need of Services/Supervision	11	▲	+1,000.0%	+10
Custody and Visitation	143	▲	+134.4%	+82
Delinquency	17	▲	+183.3%	+11
Juvenile Miscellaneous	1	▼	-66.7%	-2
New to Workload Study	0	▼	-100.0%	-1
Other	35	▲	+9.4%	+3
Protective Orders	27	▼	-12.9%	-4
Support	50	▲	+56.3%	+18

* Compared to same time period as previous year
 2/15/2024 10:11:50AM

** Case Type Categories are defined in the 2017 Virginia Judicial Workload Assessment
 Source: SCV-SQL-Information

CPSS - JCMS CASELOAD STATISTICS OF THE JUVENILE & DOMESTIC RELATIONS DISTRICT COURTS
January 2024 thru January 2024 Dispositions (Compared to January 2023 thru January 2023)

Augusta

District: 25 FIPS: 015

Traffic		7	▲	+133.3%	+4
GRAND TOTAL		387	▲	43.9%	+118

2024 Overall GRAND TOTAL		Distribution of Caseload		Change*		Percentage (%) of Caseload		
2024	4	Adult	4	100%	-76.5%	Adult	2023	2024
2023	-30	Juvenile	0	0%	-100.0%	Juvenile	50.0%	100.0%
	-88.2%	GRAND TOTAL	4	100%	-88.2%	GRAND TOTAL	100%	100%

Dispositions by Division & Code

Division	Case Type Description	Code	Summary	Change	% Change	Absolute Change
Adult	Other	OT	3	▲	+50.0%	+1
	Motion - Protective Order	MP	1	▲	-	+1
	Capias	CA	0	▼	-100.0%	-1
	Civil Support	VS	0	▼	-100.0%	-1
	Family Abuse - Protective Order	FP	0	▼	-100.0%	-1
	Felony	CF	0	▼	-100.0%	-2
	Misdemeanor	CM	0	▼	-100.0%	-8
	Show Cause	SC	0	▼	-100.0%	-2
	Total		4	▼	-76.5%	-13
Juvenile	Custody Visitation	CV	0	▼	-100.0%	-9
	Traffic	T	0	▼	-100.0%	-8
	Total		0	▼	-100.0%	-17
GRAND TOTAL			4	▼	-88.2%	-30

Dispositions by Major Case Category**

Category	Summary	Change	% Change	Absolute Change
Adult Criminal	0	▼	-100.0%	-12
Custody and Visitation	0	▼	-100.0%	-9
Other	3	▲	+50.0%	+1
Protective Orders	1	▲	-	0
Support	0	▼	-100.0%	-2
Traffic	0	▼	-100.0%	-8
GRAND TOTAL	4	▼	-88.2%	-30

* Compared to same time period as previous year
 2/15/2024 10:11:50AM

** Case Type Categories are defined in the 2017 Virginia Judicial Workload Assessment
 Source: SCV-SQL-Information

2024 Overall GRAND TOTAL		Distribution of Caseload		Change*		Percentage (%) of Caseload			
99	-38 -27.7%	Adult	35 35%	-43.5%	▼	-27	Adult	45.3%	35.4%
2024		Juvenile	64 65%	-14.7%	▼	-11	Juvenile	54.7%	64.6%
2023		GRAND TOTAL	99 100%	-27.7%	▼	-38	GRAND TOTAL	100%	100%

Dispositions by Division & Code

Division	Case Type Description	Code	Summary	Change	% Change	Absolute Change
Adult	Civil Support	VS	10	▼	-16.7%	-2
	Misdemeanor	CM	7	↔		-
	Other	OT	4	▼	-71.4%	-10
	Remand Support	RS	4	▼	-55.6%	-5
	Show Cause	SC	4	▼	-50.0%	-4
	Family Abuse - Protective Order	FP	2	↔		-
	Felony	CF	2	▼	-77.8%	-7
	Motion - Protective Order	MP	1	▲	-	+1
	Non-Family Abuse Protective Order	AP	1	▲	-	+1
	Capias	CA	0	▼	-100.0%	-1
		Total		35	▼	-43.5%
Juvenile	Custody Visitation	CV	27	▲	+50.0%	+9
	Remand Custody	RC	13	▲	+8.3%	+1
	Remand Visitation	RV	10	▼	-23.1%	-3
	Misdemeanor	DM	3	▼	-57.1%	-4
	Traffic	T	3	▼	-78.6%	-11
	Civil Violation	CI	2	▲	-	+2
	Emergency Custody Order	EC	2	↔		-
	Abuse and Neglect	AN	1	▲	-	+1
	Child In Need of Services	CS	1	↔		-
	Felony	DF	1	▼	-83.3%	-5
	Mental Commitment	MC	1	▲	-	+1
	Foster Care Review	FC	0	▼	-100.0%	-1
	Special Immigrant Juvenile Status	SI	0	▼	-100.0%	-1
		Total		64	▼	-14.7%
GRAND TOTAL			99	▼	-27.7%	-38

Dispositions by Major Case Category**

Category	Summary	Change	% Change	Absolute Change	
Adult Criminal	11	▼	-47.6%	-10	
Child Dependency	1	▲		0	
Child in Need of Services/Supervision	1	↔		0	
Custody and Visitation	27	▲	+50.0%	+9	
Delinquency	4	▼	-69.2%	-9	
New to Workload Study	2	▲	+100.0%	+1	
Other	34	▲	-32.0%	-16	
Protective Orders	4	▲	+100.0%	+2	
Support	12	▼	-25.0%	-4	
Traffic	3	▼	-78.6%	-11	
GRAND TOTAL		99	▼	-27.7%	-38

* Compared to same time period as previous year
 2/15/2024 10:11:50AM

** Case Type Categories are defined in the 2017 Virginia Judicial Workload Assessment
 Source: SCV-SQL-Information

2024 Overall GRAND TOTAL		Distribution of Caseload		Change*		Percentage (%) of Caseload			
41 -10 -19.6% 		Adult	24	59%	-22.6% ▼	-7	Adult	60.8%	58.5%
		Juvenile	17	41%	-15.0% ▼	-3	Juvenile	39.2%	41.5%
		GRAND TOTAL	41	100%	-19.6% ▼	-10	GRAND TOTAL	100%	100%

Dispositions by Division & Code

Division	Case Type Description	Code	Summary	Change	% Change	Absolute Change
Adult	Civil Support	VS	7	▼	-30.0%	-3
	Misdemeanor	CM	5	▲	+25.0%	+1
	Other	OT	4	▼	-33.3%	-2
	Family Abuse - Protective Order	FP	3	▼	-25.0%	-1
	Felony	CF	3	▲	-	+3
	Capias	CA	1	↔	-	-
	Show Cause	SC	1	▼	-75.0%	-3
	Motion - Protective Order	MP	0	▼	-100.0%	-2
	Total			24	▼	-22.6%
Juvenile	Custody Visitation	CV	6	▼	-66.7%	-12
	Permanency Planning	PH	3	▲	-	+3
	Remand Custody	RC	3	▲	-	+3
	Abuse and Neglect	AN	1	▲	-	+1
	Civil Violation	CI	1	▲	-	+1
	Misdemeanor	DM	1	▲	-	+1
	Motion - Protective Order	MP	1	▲	-	+1
	Truancy	TR	1	▲	-	+1
	Felony	DF	0	▼	-100.0%	-1
	Traffic	T	0	▼	-100.0%	-1
Total			17	▼	-15.0%	-3
GRAND TOTAL			41	▼	-19.6%	-10

Dispositions by Major Case Category**

Category	Summary	Change	% Change	Absolute Change
Adult Criminal	9	▲	+80.0%	+4
Child Dependency	4	▲	-	+4
Child in Need of Services/Supervision	1	▲	-	+1
Custody and Visitation	6	▼	-66.7%	-12
Delinquency	1	▲	-	0
New to Workload Study	1	▲	-	+1
Other	7	▲	+16.7%	+1
Protective Orders	4	▲	-33.3%	-2
Support	8	▼	-42.9%	-6
Traffic	0	▼	-100.0%	-1
GRAND TOTAL	41	▼	-19.6%	-10

* Compared to same time period as previous year
 2/15/2024 10:11:50AM

** Case Type Categories are defined in the 2017 Virginia Judicial Workload Assessment
 Source: SCV-SQL-Information

2024 Overall GRAND TOTAL		Distribution of Caseload		Change*		Percentage (%) of Caseload			
10 -26 -72.2% 	Adult	7	70%	-63.2%	▼	-12	Adult	52.8%	70.0%
	Juvenile	3	30%	-82.4%	▼	-14	Juvenile	47.2%	30.0%
GRAND TOTAL		10	100%	-72.2%	▼	-26	GRAND TOTAL	100%	100%

Dispositions by Division & Code

Division	Case Type Description	Code	Summary	Change	% Change	Absolute Change
Adult	Misdemeanor	CM	3	▼	-40.0%	-2
	Civil Support	VS	2	▼	-60.0%	-3
	Other	OT	2	▼	-33.3%	-1
	Family Abuse - Protective Order	FP	0	▼	-100.0%	-2
	Felony	CF	0	▼	-100.0%	-1
	Show Cause	SC	0	▼	-100.0%	-3
	Total			7	▼	-63.2%
Juvenile	Abuse and Neglect	AN	1	▲	-	+1
	Initial Foster Care	IF	1	▲	-	+1
	Traffic	T	1	↔		-
	Custody Visitation	CV	0	▼	-100.0%	-14
	Permanency Planning	PH	0	▼	-100.0%	-2
	Total			3	▼	-82.4%
GRAND TOTAL			10	▼	-72.2%	-26

Dispositions by Major Case Category**

Category	Summary	Change	% Change	Absolute Change
Adult Criminal	3	▼	-62.5%	-5
Child Dependency	2	▲		0
Custody and Visitation	0	▼	-100.0%	-14
Other	2	▼	-33.3%	-1
Protective Orders	0	▼	-100.0%	-2
Support	2	▼	-66.7%	-4
Traffic	1	↔		0
GRAND TOTAL	10	▼	-72.2%	-26

* Compared to same time period as previous year
 2/15/2024 10:11:50AM

** Case Type Categories are defined in the 2017 Virginia Judicial Workload Assessment
 Source: SCV-SQL-Information

2024 Overall GRAND TOTAL		Distribution of Caseload				Change*		Percentage (%) of Caseload		
<p>2024: 11 2023: 9 Change: +2</p>	22.2%	Adult	5	45%	25.0% ▲	+1	Adult	2023: 44.4%	2024: 45.5%	
		Juvenile	6	55%	20.0% ▲	+1	Juvenile	55.6%	54.5%	
GRAND TOTAL		11	100%	22.2% ▲	+2	GRAND TOTAL	100%	100%		

Dispositions by Division & Code

Division	Case Type Description	Code	Summary	Change	% Change	Absolute Change
Adult	Civil Support	VS	1	▲	-	+1
	Felony	CF	1	↔	-	-
	Misdemeanor	CM	1	▼	-50.0%	-1
	Remand Support	RS	1	▲	-	+1
	Show Cause	SC	1	▲	-	+1
	Other	OT	0	▼	-100.0%	-1
	Total			5	▲	25.0%
Juvenile	Remand Custody	RC	2	▲	-	+2
	Remand Visitation	RV	2	▲	-	+2
	Custody Visitation	CV	1	▲	-	+1
	Traffic	T	1	▼	-50.0%	-1
	Misdemeanor	DM	0	▼	-100.0%	-3
	Total			6	▲	20.0%
GRAND TOTAL			11	▲	22.2%	+2

Dispositions by Major Case Category**

Category	Summary	Change	% Change	Absolute Change
Adult Criminal	2	▼	-33.3%	-1
Custody and Visitation	1	▲	-	+1
Delinquency	0	▼	-100.0%	-3
Other	5	▲	+400.0%	+4
Support	2	▲	-	+2
Traffic	1	▼	-50.0%	-1
GRAND TOTAL	11	▲	22.2%	+2

* Compared to same time period as previous year
 2/15/2024 10:11:50AM

** Case Type Categories are defined in the 2017 Virginia Judicial Workload Assessment
 Source: SCV-SQL-Information

2024 Overall GRAND TOTAL		Distribution of Caseload		Change*		Percentage (%) of Caseload			
76	-68 -47.2%	Adult	36 47%	-53.8%	▼	-42	Adult	54.2%	47.4%
2024		Juvenile	40 53%	-39.4%	▼	-26	Juvenile	45.8%	52.6%
2023		GRAND TOTAL	76 100%	-47.2%	▼	-68	GRAND TOTAL	100%	100%

Dispositions by Division & Code

Division	Case Type Description	Code	Summary	Change	% Change	Absolute Change
Adult	Civil Support	VS	10	▼	-54.5%	-12
	Other	OT	9	▼	-43.8%	-7
	Felony	CF	6	▲	+500.0%	+5
	Misdemeanor	CM	5	▼	-64.3%	-9
	Family Abuse - Protective Order	FP	2	▲	+100.0%	+1
	Motion - Protective Order	MP	1	▲	-	+1
	Non-Family Abuse Protective Order	AP	1	↔	-	-
	Remand Support	RS	1	▼	-50.0%	-1
	Show Cause	SC	1	▼	-93.3%	-14
	Capias	CA	0	▼	-100.0%	-6
	Total		36	▼	-53.8%	-42
Juvenile	Custody Visitation	CV	27	▼	-28.9%	-11
	Misdemeanor	DM	3	▼	-66.7%	-6
	Truancy	TR	3	▲	+50.0%	+1
	Foster Care Review	FC	2	↔	-	-
	Traffic	T	2	▼	-33.3%	-1
	Child In Need of Services	CS	1	▲	-	+1
	Civil Violation	CI	1	↔	-	-
	Felony	DF	1	▼	-50.0%	-1
	Abuse and Neglect	AN	0	▼	-100.0%	-1
	Motion - Protective Order	MP	0	▼	-100.0%	-3
	Non-Family Abuse Protective Order	AP	0	▼	-100.0%	-2
	Permanency Planning	PH	0	▼	-100.0%	-2
	Status	ST	0	▼	-100.0%	-1
		Total		40	▼	-39.4%
GRAND TOTAL			76	▼	-47.2%	-68

Dispositions by Major Case Category**

Category	Summary	Change	% Change	Absolute Change		
Adult Criminal	11	▲	-57.7%	-15		
Child Dependency	2	▼	-60.0%	-3		
Child in Need of Services/Supervision	4	▲	+100.0%	+2		
Custody and Visitation	27	▼	-28.9%	-11		
Delinquency	4	▼	-63.6%	-7		
Juvenile Miscellaneous	0	▼	-100.0%	-1		
New to Workload Study	1	↔	-	0		
Other	10	▼	-44.4%	-8		
Protective Orders	4	▲	-42.9%	-3		
Support	11	▼	-65.6%	-21		
Traffic	2	▼	-33.3%	-1		
GRAND TOTAL			76	▼	-47.2%	-68

* Compared to same time period as previous year
 2/15/2024 10:11:50AM

** Case Type Categories are defined in the 2017 Virginia Judicial Workload Assessment
 Source: SCV-SQL-Information

2024 Overall GRAND TOTAL		Distribution of Caseload		Change*		Percentage (%) of Caseload		
174 -17 -8.9% 	Adult Juvenile GRAND TOTAL	84	48%	-12.5%	▼	-12	2023	2024
		90	52%	-5.3%	▼	-5	50.3%	48.3%
		174	100%	-8.9%	▼	-17	100%	100%
							49.7%	51.7%
							100%	100%

Dispositions by Division & Code

Division	Case Type Description	Code	Summary	Change	% Change	Absolute Change
Adult	Misdemeanor	CM	27	▲	+50.0%	+9
	Show Cause	SC	19	▼	-13.6%	-3
	Other	OT	13	▼	-13.3%	-2
	Civil Support	VS	9	▼	-18.2%	-2
	Capias	CA	6	▼	-25.0%	-2
	Family Abuse - Protective Order	FP	4	↔		-
	Felony	CF	4	▼	-75.0%	-12
	Remand Support	RS	1	▲	-	+1
	Restricted License for Non-Support	SL	1	▲	-	+1
	Motion - Protective Order	MP	0	▼	-100.0%	-2
	Total		84	▼	-12.5%	-12
Juvenile	Custody Visitation	CV	39	▼	-27.8%	-15
	Abuse and Neglect	AN	22	▲	+83.3%	+10
	Foster Care Review	FC	5	▲	+25.0%	+1
	Mental Commitment	MC	5	▼	-37.5%	-3
	Permanency Planning	PH	4	▲	-	+4
	Remand Custody	RC	3	▲	-	+3
	Child In Need of Services	CS	2	▲	+100.0%	+1
	Misdemeanor	DM	2	↔		-
	Initial Foster Care	IF	1	▼	-50.0%	-1
	Non-Family Abuse Protective Order	AP	1	▲	-	+1
	Remand Visitation	RV	1	▲	-	+1
	Special Immigrant Juvenile Status	SI	1	▲	-	+1
	Status	ST	1	▲	-	+1
	Temporary Detention Order	TD	1	▲	-	+1
	Traffic	T	1	▼	-87.5%	-7
	Truancy	TR	1	▲	-	+1
	Felony	DF	0	▼	-100.0%	-2
	Motion - Protective Order	MP	0	▼	-100.0%	-2
	Total		90	▼	-5.3%	-5
	GRAND TOTAL		174	▼	-8.9%	-17

Dispositions by Major Case Category**

Category	Summary	Change	% Change	Absolute Change	
Adult Criminal	49	▼	-12.5%	-7	
Child Dependency	32	▲	+77.8%	+14	
Child in Need of Services/Supervision	3	▲	+200.0%	+2	
Custody and Visitation	39	▼	-27.8%	-15	
Delinquency	2	▼	-50.0%	-2	
Juvenile Miscellaneous	1	▲	-	+1	
New to Workload Study	1	▲	-	+1	
Other	24	▲	+4.3%	+1	
Protective Orders	5	▲	-37.5%	-3	
Support	17	▲	-10.5%	-2	
Traffic	1	▼	-87.5%	-7	
	GRAND TOTAL		174	▼	-8.9%

* Compared to same time period as previous year
 2/15/2024 10:11:50AM

** Case Type Categories are defined in the 2017 Virginia Judicial Workload Assessment
 Source: SCV-SQL-Information

2024 Overall GRAND TOTAL		Distribution of Caseload		Change*		Percentage (%) of Caseload			
220	+32 17.0%	Adult	146	66%	58.7% ▲	+54	Adult	48.9%	66.4%
2024		Juvenile	74	34%	-22.9% ▼	-22	Juvenile	51.1%	33.6%
2023		GRAND TOTAL	220	100%	17.0% ▲	+32	GRAND TOTAL	100%	100%

Dispositions by Division & Code

Division	Case Type Description	Code	Summary	Change	% Change	Absolute Change
Adult	Felony	CF	34	▲	+1,033.3%	+31
	Civil Support	VS	26	▲	+116.7%	+14
	Misdemeanor	CM	22	▲	+37.5%	+6
	Show Cause	SC	22	▲	+4.8%	+1
	Other	OT	19	↔		-
	Capias	CA	15	▲	+114.3%	+8
	Family Abuse - Protective Order	FP	7	▼	-22.2%	-2
	Motion - Protective Order	MP	1	▼	-50.0%	-1
	Remand Support	RS	0	▼	-100.0%	-3
	Total			146	▲	58.7%
Juvenile	Custody Visitation	CV	44	▼	-29.0%	-18
	Foster Care Review	FC	9	▲	+28.6%	+2
	Permanency Planning	PH	7	▲	+75.0%	+3
	Misdemeanor	DM	5	▲	+150.0%	+3
	Traffic	T	4	▲	+300.0%	+3
	Temporary Detention Order	TD	3	▲	+50.0%	+1
	Felony	DF	1	▲	-	+1
	Voluntary Continuing Services and Support Agreem	VA	1	▼	-50.0%	-1
	Abuse and Neglect	AN	0	▼	-100.0%	-1
	Child In Need of Services	CS	0	▼	-100.0%	-1
	Emergency Custody Order	EC	0	▼	-100.0%	-1
	Paternity	PT	0	▼	-100.0%	-1
	Remand Custody	RC	0	▼	-100.0%	-6
	Remand Visitation	RV	0	▼	-100.0%	-6
	Total			74	▼	-22.9%
GRAND TOTAL			220	▲	17.0%	+32

Dispositions by Major Case Category**

Category	Summary	Change	% Change	Absolute Change
Adult Criminal	82	▲	+110.3%	+43
Child Dependency	17	▼	+21.4%	+3
Child in Need of Services/Supervision	0	▼	-100.0%	-1
Custody and Visitation	44	▼	-30.2%	-19
Delinquency	6	▲	+200.0%	+4
Other	22	▼	-40.5%	-15
Protective Orders	8	▼	-27.3%	-3
Support	37	▲	+85.0%	+17
Traffic	4	▲	+300.0%	+3
GRAND TOTAL	220	▲	17.0%	+32

* Compared to same time period as previous year
 2/15/2024 10:11:50AM

** Case Type Categories are defined in the 2017 Virginia Judicial Workload Assessment
 Source: SCV-SQL-Information

2024 Overall GRAND TOTAL		Distribution of Caseload		Change*		Percentage (%) of Caseload			
30	-6 -16.7%	Adult	11	37%	-31.3% ▼	-5	Adult	44.4%	36.7%
2024		Juvenile	19	63%	-5.0% ▼	-1	Juvenile	55.6%	63.3%
2023		GRAND TOTAL	30	100%	-16.7% ▼	-6	GRAND TOTAL	100%	100%

Dispositions by Division & Code

Division	Case Type Description	Code	Summary	Change	% Change	Absolute Change	
Adult	Misdemeanor	CM	4	↔	-	-	
	Family Abuse - Protective Order	FP	3	▲	-	+3	
	Other	OT	3	▲	+200.0%	+2	
	Civil Support	VS	1	▼	-75.0%	-3	
	Show Cause	SC	0	▼	-100.0%	-7	
	Total			11	▼	-31.3%	-5
Juvenile	Custody Visitation	CV	10	↔	-	-	
	Misdemeanor	DM	3	▲	+200.0%	+2	
	Traffic	T	3	▲	+50.0%	+1	
	Civil Violation	CI	2	▲	-	+2	
	Show Cause	SC	1	▲	-	+1	
	Paternity	PT	0	▼	-100.0%	-1	
	Permanency Planning	PH	0	▼	-100.0%	-1	
	Remand Custody	RC	0	▼	-100.0%	-1	
	Remand Visitation	RV	0	▼	-100.0%	-1	
	Temporary Detention Order	TD	0	▼	-100.0%	-1	
	Terminate Parental Rights	TP	0	▼	-100.0%	-2	
	Total			19	▼	-5.0%	-1
	GRAND TOTAL			30	▼	-16.7%	-6

Dispositions by Major Case Category**

Category	Summary	Change	% Change	Absolute Change
Adult Criminal	4	▼	-50.0%	-4
Child Dependency	0	▼	-100.0%	-3
Custody and Visitation	10	▼	-9.1%	-1
Delinquency	4	▲	+300.0%	+3
New to Workload Study	2	▲	-	+2
Other	3	▼	-25.0%	-1
Protective Orders	3	▲	-	+3
Support	1	▼	-85.7%	-6
Traffic	3	▲	+50.0%	+1
GRAND TOTAL	30	▼	-16.7%	-6

* Compared to same time period as previous year
 2/15/2024 10:11:50AM

** Case Type Categories are defined in the 2017 Virginia Judicial Workload Assessment
 Source: SCV-SQL-Information

2024 Overall GRAND TOTAL		Distribution of Caseload		Change*		Percentage (%) of Caseload			
291	-72 -19.8%	Adult	120 41%	-17.8%	▼	-26	Adult	40.2%	41.2%
2024		Juvenile	171 59%	-21.2%	▼	-46	Juvenile	59.8%	58.8%
2023		GRAND TOTAL	291 100%	-19.8%	▼	-72	GRAND TOTAL	100%	100%

Dispositions by Division & Code

Division	Case Type Description	Code	Summary	Change	% Change	Absolute Change
Adult	Show Cause	SC	36	▲	+12.5%	+4
	Misdemeanor	CM	23	▲	+4.5%	+1
	Other	OT	23	▲	+4.5%	+1
	Civil Support	VS	17	▼	-52.8%	-19
	Capias	CA	7	▲	+40.0%	+2
	Family Abuse - Protective Order	FP	7	▼	-56.3%	-9
	Felony	CF	3	▼	-62.5%	-5
	Remand Support	RS	2	▼	-33.3%	-1
	Motion - Protective Order	MP	1	▲	-	+1
	Non-Family Abuse Protective Order	AP	1	↔	-	-
Bond Forfeiture	BF	0	▼	-100.0%	-1	
	Total		120	▼	-17.8%	-26
Juvenile	Custody Visitation	CV	106	▼	-23.2%	-32
	Misdemeanor	DM	14	↔	-	-
	Status	ST	9	▲	+800.0%	+8
	Remand Custody	RC	6	▼	-14.3%	-1
	Remand Visitation	RV	6	▼	-33.3%	-3
	Traffic	T	6	▲	+20.0%	+1
	Abuse and Neglect	AN	5	▲	+25.0%	+1
	Paternity	PT	4	▼	-33.3%	-2
	Felony	DF	3	▲	+50.0%	+1
	Initial Foster Care	IF	2	▼	-60.0%	-3
	Motion - Protective Order	MP	2	▲	-	+2
	Temporary Detention Order	TD	2	▼	-33.3%	-1
	Emergency Custody Order	EC	1	▼	-50.0%	-1
	Foster Care Review	FC	1	▲	-	+1
	Non-Family Abuse Protective Order	AP	1	▼	-75.0%	-3
	Special Immigrant Juvenile Status	SI	1	↔	-	-
	Truancy	TR	1	▼	-80.0%	-4
	Voluntary Continuing Services and Support Agreen	VA	1	▲	-	+1
	Other	OT	0	▼	-100.0%	-4
	Permanency Planning	PH	0	▼	-100.0%	-6
Qualified Residential Treatment	QR	0	▼	-100.0%	-1	
	Total		171	▼	-21.2%	-46
GRAND TOTAL			291	▼	-19.8%	-72

Dispositions by Major Case Category**

Category	Summary	Change	% Change	Absolute Change
Adult Criminal	63	▼	+16.7%	+9
Child Dependency	9	▲	-43.8%	-7
Child in Need of Services/Supervision	1	▼	-80.0%	-4
Custody and Visitation	110	▼	-23.6%	-34
Delinquency	17	▲	+6.3%	+1
Juvenile Miscellaneous	9	▲	+800.0%	+8
New to Workload Study	1	↔	-	0
Other	40	▼	-20.0%	-10
Protective Orders	12	▲	-42.9%	-9
Support	23	▼	-54.0%	-27

* Compared to same time period as previous year
 2/15/2024 10:11:50AM

** Case Type Categories are defined in the 2017 Virginia Judicial Workload Assessment
 Source: SCV-SQL-Information

Traffic		6	▲	+20.0%	+1
	GRAND TOTAL	291	▼	-19.8%	-72

2024 Overall GRAND TOTAL		Distribution of Caseload		Change*		Percentage (%) of Caseload		
124	-63 -33.7%	Adult	43 35%	-47.6% ▼	-39	Adult	43.9%	34.7%
2024		Juvenile	81 65%	-22.9% ▼	-24	Juvenile	56.1%	65.3%
2023		GRAND TOTAL	124 100%	-33.7% ▼	-63	GRAND TOTAL	100%	100%

Dispositions by Division & Code

Division	Case Type Description	Code	Summary	Change	% Change	Absolute Change
Adult	Other	OT	13	▲	+85.7%	+6
	Misdemeanor	CM	8	▼	-50.0%	-8
	Capias	CA	6	▲	-14.3%	-1
	Civil Support	VS	6	▼	-64.7%	-11
	Family Abuse - Protective Order	FP	4	▼	-50.0%	-4
	Show Cause	SC	4	▼	-84.0%	-21
	Felony	CF	1	↔		-
	Non-Family Abuse Protective Order	AP	1	▲	-	+1
	Motion - Protective Order	MP	0	▼	-100.0%	-1
	Total		43	▼	-47.6%	-39
Juvenile	Custody Visitation	CV	61	▼	-17.6%	-13
	Misdemeanor	DM	4	▼	-42.9%	-3
	Status	ST	4	▼	-20.0%	-1
	Foster Care Review	FC	2	▼	-33.3%	-1
	Permanency Planning	PH	2	▼	-50.0%	-2
	Traffic	T	2	↔		-
	Capias	CA	1	▲	-	+1
	Child In Need of Services	CS	1	▲	-	+1
	Non-Family Abuse Protective Order	AP	1	▼	-50.0%	-1
	Paternity	PT	1	▼	-75.0%	-3
	Show Cause	SC	1	▲	-	+1
	Truancy	TR	1	▲	-	+1
	Abuse and Neglect	AN	0	▼	-100.0%	-1
	Initial Foster Care	IF	0	▼	-100.0%	-2
	Other	OT	0	▼	-100.0%	-1
	Total		81	▼	-22.9%	-24
GRAND TOTAL			124	▼	-33.7%	-63

Dispositions by Major Case Category**

Category	Summary	Change	% Change	Absolute Change
Adult Criminal	18	▼	-56.1%	-23
Child Dependency	4	▼	-60.0%	-6
Child in Need of Services/Supervision	2	▲	-	+2
Custody and Visitation	62	▼	-20.5%	-16
Delinquency	6	▲	-14.3%	-1
Juvenile Miscellaneous	4	▼	-20.0%	-1
Other	13	▼	+62.5%	+5
Protective Orders	6	▲	-45.5%	-5
Support	7	▲	-72.0%	-18
Traffic	2	↔		0
GRAND TOTAL	124	▼	-33.7%	-63

* Compared to same time period as previous year
 2/15/2024 10:11:50AM

** Case Type Categories are defined in the 2017 Virginia Judicial Workload Assessment
 Source: SCV-SQL-Information

2024 Overall GRAND TOTAL		Distribution of Caseload		Change*		Percentage (%) of Caseload			
565 +66 13.2% 		Adult	236	42%	2.2% ▲	+5	Adult	46.3%	41.8%
		Juvenile	329	58%	22.8% ▲	+61	Juvenile	53.7%	58.2%
		GRAND TOTAL	565	100%	13.2% ▲	+66	GRAND TOTAL	100%	100%

Dispositions by Division & Code

Division	Case Type Description	Code	Summary	Change	% Change	Absolute Change	
Adult	Misdemeanor	CM	69	▲	+9.5%	+6	
	Civil Support	VS	46	▲	+17.9%	+7	
	Show Cause	SC	32	▲	+14.3%	+4	
	Felony	CF	26	▲	+100.0%	+13	
	Family Abuse - Protective Order	FP	25	▲	+31.6%	+6	
	Other	OT	25	▼	-28.6%	-10	
	Capias	CA	8	▼	-61.9%	-13	
	Motion - Protective Order	MP	2	▼	-60.0%	-3	
	Non-Family Abuse Protective Order	AP	2	▲	+100.0%	+1	
	Violation of Protective Order	PV	1	▼	-75.0%	-3	
	Bond Forfeiture	BF	0	▼	-100.0%	-1	
	Remand Support	RS	0	▼	-100.0%	-1	
	Restricted License for Non-Support	SL	0	▼	-100.0%	-1	
	Total		236	▲	2.2%	+5	
Juvenile	Custody Visitation	CV	121	▲	+36.0%	+32	
	Misdemeanor	DM	47	▼	-17.5%	-10	
	Traffic	T	38	▼	-2.6%	-1	
	Abuse and Neglect	AN	29	▲	+31.8%	+7	
	Permanency Planning	PH	22	▲	+214.3%	+15	
	Initial Foster Care	IF	9	▲	+350.0%	+7	
	Show Cause	SC	9	▲	+28.6%	+2	
	Foster Care Review	FC	7	▼	-30.0%	-3	
	Status	ST	6	▲	+500.0%	+5	
	Felony	DF	5	▲	+25.0%	+1	
	Special Immigrant Juvenile Status	SI	5	▲	-	+5	
	Capias	CA	3	▲	+200.0%	+2	
	Child In Need of Services	CS	3	▲	+200.0%	+2	
	Civil Violation	CI	3	▲	-	+3	
	Entrustment	ET	3	▲	-	+3	
	Terminate Parental Rights	TP	3	▼	-25.0%	-1	
	Non-Family Abuse Protective Order	AP	2	▲	+100.0%	+1	
	Paternity	PT	2	▲	+100.0%	+1	
	Remand Custody	RC	2	↔	-	-	
	Remand Visitation	RV	2	↔	-	-	
	Temporary Detention Order	TD	2	▲	-	+2	
	Truancy	TR	2	▼	-60.0%	-3	
	Family Abuse - Protective Order	FP	1	▲	-	+1	
	Mental Commitment	MC	1	▲	-	+1	
	Motion - Protective Order	MP	1	▼	-87.5%	-7	
	Voluntary Continuing Services and Support Agree	VA	1	▲	-	+1	
	Qualified Residential Treatment	QR	0	▼	-100.0%	-4	
	Relief of Custody	CR	0	▼	-100.0%	-1	
		Total		329	▲	22.8%	+61
		GRAND TOTAL		565	▲	13.2%	+66

Dispositions by Major Case Category**

Category	Summary	Change	% Change	Absolute Change
Adult Criminal	125	▼	+4.2%	+5
Child Dependency	74	▲	+48.0%	+24

* Compared to same time period as previous year
 2/15/2024 10:11:50AM

** Case Type Categories are defined in the 2017 Virginia Judicial Workload Assessment
 Source: SCV-SQL-Information

Child in Need of Services/Supervision	10	▲	+66.7%	+4
Custody and Visitation	123	▲	+36.7%	+33
Delinquency	59	▲	-14.5%	-10
Juvenile Miscellaneous	6	▲	+500.0%	+5
New to Workload Study	8	▲	-	+8
Other	32	▲	-20.0%	-8
Protective Orders	33	▲	-2.9%	-1
Support	57	▼	+14.0%	+7
Traffic	38	▼	-2.6%	-1
GRAND TOTAL	565	▲	13.2%	+66

2024 Overall GRAND TOTAL		Distribution of Caseload		Change*		Percentage (%) of Caseload		
225	-34 -13.1%	Adult	95 42%	13.1% ▲	+11	Adult	2023 32.4%	2024 42.2%
2024		Juvenile	130 58%	-25.7% ▼	-45	Juvenile	67.6%	57.8%
2023		GRAND TOTAL	225 100%	-13.1% ▼	-34	GRAND TOTAL	100%	100%

Dispositions by Division & Code

Division	Case Type Description	Code	Summary	Change	% Change	Absolute Change
Adult	Civil Support	VS	26	▲	+225.0%	+18
	Show Cause	SC	22	▲	+22.2%	+4
	Misdemeanor	CM	20	▲	+11.1%	+2
	Other	OT	13	▼	-40.9%	-9
	Capias	CA	6	▲	+100.0%	+3
	Family Abuse - Protective Order	FP	6	↔		-
	Felony	CF	1	▼	-66.7%	-2
	Remand Support	RS	1	▼	-75.0%	-3
	Non-Family Abuse Protective Order	AP	0	▼	-100.0%	-1
	Restricted License for Non-Support	SL	0	▼	-100.0%	-1
	Total		95	▲	13.1%	+11
Juvenile	Custody Visitation	CV	78	▼	-19.6%	-19
	Misdemeanor	DM	14	▼	-12.5%	-2
	Traffic	T	8	▲	+166.7%	+5
	Show Cause	SC	5	▲	+66.7%	+2
	Special Immigrant Juvenile Status	SI	5	▲	-	+5
	Permanency Planning	PH	4	▲	+33.3%	+1
	Status	ST	4	↔		-
	Truancy	TR	3	▼	-57.1%	-4
	Civil Violation	CI	2	▼	-60.0%	-3
	Child In Need of Services	CS	1	▼	-85.7%	-6
	Felony	DF	1	▼	-50.0%	-1
	Initial Foster Care	IF	1	↔		-
	Juvenile Support	JS	1	▲	-	+1
	Paternity	PT	1	▼	-75.0%	-3
	Remand Custody	RC	1	▼	-87.5%	-7
	Remand Visitation	RV	1	▼	-87.5%	-7
	Emergency Custody Order	EC	0	▼	-100.0%	-2
	Foster Care Review	FC	0	▼	-100.0%	-1
	Qualified Residential Treatment	QR	0	▼	-100.0%	-1
	Restoration of Parental Rights	RR	0	▼	-100.0%	-1
Temporary Detention Order	TD	0	▼	-100.0%	-2	
	Total		130	▼	-25.7%	-45
GRAND TOTAL			225	▼	-13.1%	-34

Dispositions by Major Case Category**

Category	Summary	Change	% Change	Absolute Change
Adult Criminal	44	▲	+12.8%	+5
Child Dependency	5	▼	-16.7%	-1
Child in Need of Services/Supervision	6	▲	-57.1%	-8
Custody and Visitation	79	▼	-21.8%	-22
Delinquency	18	▼	-14.3%	-3
Juvenile Miscellaneous	4	↔		0
New to Workload Study	7	▲	+40.0%	+2
Other	16	▼	-66.0%	-31
Protective Orders	6	▼	-14.3%	-1
Support	32	▲	+166.7%	+20

* Compared to same time period as previous year
 2/15/2024 10:11:50AM

** Case Type Categories are defined in the 2017 Virginia Judicial Workload Assessment
 Source: SCV-SQL-Information

Traffic		8	▲	+166.7%	+5
	GRAND TOTAL	225	▼	-13.1%	-34

2024 Overall GRAND TOTAL		Distribution of Caseload			Change*		Percentage (%) of Caseload			
193 -58 -23.1% 		Adult	67	35%	-33.7%	▼	-34	Adult	40.2%	34.7%
		Juvenile	126	65%	-16.0%	▼	-24	Juvenile	59.8%	65.3%
		GRAND TOTAL	193	100%	-23.1%	▼	-58	GRAND TOTAL	100%	100%

Dispositions by Division & Code

Division	Case Type Description	Code	Summary	Change	% Change	Absolute Change
Adult	Other	OT	16	▼	-30.4%	-7
	Misdemeanor	CM	15	▼	-6.3%	-1
	Civil Support	VS	14	▼	-17.6%	-3
	Show Cause	SC	7	▼	-41.7%	-5
	Felony	CF	6	▼	-60.0%	-9
	Capias	CA	5	↔		-
	Family Abuse - Protective Order	FP	3	▼	-57.1%	-4
	Remand Support	RS	1	▼	-80.0%	-4
	Motion - Protective Order	MP	0	▼	-100.0%	-1
		Total		67	▼	-33.7%
Juvenile	Custody Visitation	CV	58	▼	-42.0%	-42
	Misdemeanor	DM	15	▲	+87.5%	+7
	Traffic	T	7	▼	-22.2%	-2
	Remand Custody	RC	6	▲	+100.0%	+3
	Remand Visitation	RV	6	▲	+20.0%	+1
	Terminate Parental Rights	TP	6	▲	-	+6
	Felony	DF	5	▲	-	+5
	Paternity	PT	4	▲	+33.3%	+1
	Permanency Planning	PH	4	▲	-	+4
	Status	ST	4	↔		-
	Initial Foster Care	IF	3	↔		-
	Abuse and Neglect	AN	2	▼	-77.8%	-7
	Child In Need of Services	CS	2	▲	-	+2
	Foster Care Review	FC	2	▲	+100.0%	+1
	Non-Family Abuse Protective Order	AP	2	▲	-	+2
	Civil Violation	CI	0	▼	-100.0%	-1
	Show Cause	SC	0	▼	-100.0%	-2
	Truancy	TR	0	▼	-100.0%	-2
	Total		126	▼	-16.0%	-24
GRAND TOTAL			193	▼	-23.1%	-58

Dispositions by Major Case Category**

Category	Summary	Change	% Change	Absolute Change	
Adult Criminal	28	▼	-34.9%	-15	
Child Dependency	17	▲	+30.8%	+4	
Child in Need of Services/Supervision	2	▲		0	
Custody and Visitation	62	▼	-39.8%	-41	
Delinquency	20	▲	+100.0%	+10	
Juvenile Miscellaneous	4	↔		0	
New to Workload Study	0	▼	-100.0%	-1	
Other	29	▼	-19.4%	-7	
Protective Orders	5	▲	-37.5%	-3	
Support	19	▼	-13.6%	-3	
Traffic	7	▼	-22.2%	-2	
GRAND TOTAL		193	▼	-23.1%	-58

* Compared to same time period as previous year
 2/15/2024 10:11:50AM

** Case Type Categories are defined in the 2017 Virginia Judicial Workload Assessment
 Source: SCV-SQL-Information

2024 Overall GRAND TOTAL		Distribution of Caseload			Change*		Percentage (%) of Caseload		
194	-33 -14.5%	Adult	109	56%	29.8% ▲	+25	Adult	37.0%	56.2%
2024		Juvenile	85	44%	-40.6% ▼	-58	Juvenile	63.0%	43.8%
2023		GRAND TOTAL	194	100%	-14.5% ▼	-33	GRAND TOTAL	100%	100%

Dispositions by Division & Code

Division	Case Type Description	Code	Summary	Change	% Change	Absolute Change
Adult	Misdemeanor	CM	25	▲	+47.1%	+8
	Other	OT	25	▲	+66.7%	+10
	Civil Support	VS	18	▲	+50.0%	+6
	Show Cause	SC	12	▼	-20.0%	-3
	Felony	CF	11	▲	+120.0%	+6
	Capias	CA	7	↔		-
	Family Abuse - Protective Order	FP	4	▼	-50.0%	-4
	Motion - Protective Order	MP	2	▲	+100.0%	+1
	Remand Support	RS	2	▲	-	+2
	Violation of Protective Order	PV	2	▲	+100.0%	+1
	Protective Order	PC	1	↔		-
	Non-Family Abuse Protective Order	AP	0	▼	-100.0%	-1
	Violation Family Abuse Protective Order	PS	0	▼	-100.0%	-1
	Total		109	▲	29.8%	+25
Juvenile	Custody Visitation	CV	39	▼	-42.6%	-29
	Misdemeanor	DM	10	▼	-28.6%	-4
	Abuse and Neglect	AN	9	▲	+80.0%	+4
	Felony	DF	5	▲	+25.0%	+1
	Traffic	T	4	▼	-50.0%	-4
	Paternity	PT	3	▼	-25.0%	-1
	Foster Care Review	FC	2	▼	-33.3%	-1
	Initial Foster Care	IF	2	▲	+100.0%	+1
	Non-Family Abuse Protective Order	AP	2	▲	-	+2
	Status	ST	2	▼	-33.3%	-1
	Truancy	TR	2	▼	-71.4%	-5
	Civil Violation	CI	1	▲	-	+1
	Emergency Custody Order	EC	1	↔		-
	Permanency Planning	PH	1	▼	-85.7%	-6
	Special Immigrant Juvenile Status	SI	1	▲	-	+1
	Terminate Parental Rights	TP	1	▼	-93.3%	-14
	Other	OT	0	▼	-100.0%	-1
	Temporary Detention Order	TD	0	▼	-100.0%	-2
		Total		85	▼	-40.6%
GRAND TOTAL			194	▼	-14.5%	-33

Dispositions by Major Case Category**

Category	Summary	Change	% Change	Absolute Change
Adult Criminal	54	▲	+28.6%	+12
Child Dependency	15	▼	-51.6%	-16
Child in Need of Services/Supervision	2	▼	-71.4%	-5
Custody and Visitation	42	▼	-41.7%	-30
Delinquency	15	▼	-16.7%	-3
Juvenile Miscellaneous	2	▼	-33.3%	-1
New to Workload Study	2	▲	-	+2
Other	28	▲	+47.4%	+9
Protective Orders	8	▲	-20.0%	-2
Support	22	▲	+29.4%	+5

* Compared to same time period as previous year
 2/15/2024 10:11:50AM

** Case Type Categories are defined in the 2017 Virginia Judicial Workload Assessment
 Source: SCV-SQL-Information

CPSS - JCMS CASELOAD STATISTICS OF THE JUVENILE & DOMESTIC RELATIONS DISTRICT COURTS
January 2024 thru January 2024 Dispositions (Compared to January 2023 thru January 2023)

Winchester

District: 26 FIPS: 840

Traffic		4	▼	-50.0%	-4
	GRAND TOTAL	194	▼	-14.5%	-33

2024 Overall GRAND TOTAL		Distribution of Caseload		Change*		Percentage (%) of Caseload			
2024	13	Adult	12	92%	33.3% ▲	+3	2023	17.3%	92.3%
2023	-39 -75.0%	Juvenile	1	8%	-97.7% ▼	-42	Juvenile	82.7%	7.7%
		GRAND TOTAL	13	100%	-75.0% ▼	-39	GRAND TOTAL	100%	100%

Dispositions by Division & Code

Division	Case Type Description	Code	Summary	Change	% Change	Absolute Change
Adult	Felony	CF	7	▲	+250.0%	+5
	Show Cause	SC	3	▲	-	+3
	Misdemeanor	CM	1	▼	-50.0%	-1
	Other	OT	1	▼	-66.7%	-2
	Family Abuse - Protective Order	FP	0	▼	-100.0%	-2
	Total			12	▲	33.3%
Juvenile	Voluntary Continuing Services and Support Agreen	VA	1	↔	-	-
	Capias	CA	0	▼	-100.0%	-1
	Custody Visitation	CV	0	▼	-100.0%	-38
	Misdemeanor	DM	0	▼	-100.0%	-3
	Total			1	▼	-97.7%
GRAND TOTAL			13	▼	-75.0%	-39

Dispositions by Major Case Category**

Category	Summary	Change	% Change	Absolute Change
Adult Criminal	8	▲	+100.0%	+4
Child Dependency	1	↔	-	0
Custody and Visitation	0	▼	-100.0%	-38
Delinquency	0	▼	-100.0%	-4
Other	1	▼	-66.7%	-2
Protective Orders	0	▼	-100.0%	-2
Support	3	▲	-	+3
GRAND TOTAL	13	▼	-75.0%	-39

* Compared to same time period as previous year
 2/15/2024 10:11:50AM

** Case Type Categories are defined in the 2017 Virginia Judicial Workload Assessment
 Source: SCV-SQL-Information

2024 Overall GRAND TOTAL		Distribution of Caseload		Change*		Percentage (%) of Caseload			
115 -53 -31.5% 	Adult	41	36%	-2.4%	▼	-1	2023	25.0%	35.7%
	Juvenile	74	64%	-41.3%	▼	-52	2024	75.0%	64.3%
GRAND TOTAL		115	100%	-31.5%	▼	-53	GRAND TOTAL	100%	100%

Dispositions by Division & Code

Division	Case Type Description	Code	Summary	Change	% Change	Absolute Change
Adult	Misdemeanor	CM	11	▲	+266.7%	+8
	Show Cause	SC	9	▲	+125.0%	+5
	Civil Support	VS	7	▼	-22.2%	-2
	Capias	CA	5	▲	+25.0%	+1
	Other	OT	4	▼	-55.6%	-5
	Family Abuse - Protective Order	FP	2	▼	-50.0%	-2
	Violation of Protective Order	PV	2	▲	-	+2
	Felony	CF	1	▼	-80.0%	-4
	Motion - Protective Order	MP	0	▼	-100.0%	-3
	Remand Support	RS	0	▼	-100.0%	-1
	Total		41	▼	-2.4%	-1
Juvenile	Custody Visitation	CV	48	▼	-30.4%	-21
	Permanency Planning	PH	6	▲	+50.0%	+2
	Traffic	T	6	▼	-50.0%	-6
	Misdemeanor	DM	3	↔	-	-
	Motion - Protective Order	MP	2	▼	-50.0%	-2
	Special Immigrant Juvenile Status	SI	2	▲	-	+2
	Abuse and Neglect	AN	1	▼	-88.9%	-8
	Foster Care Review	FC	1	▼	-87.5%	-7
	Initial Foster Care	IF	1	↔	-	-
	Paternity	PT	1	▼	-75.0%	-3
	Status	ST	1	▲	-	+1
	Temporary Detention Order	TD	1	▼	-66.7%	-2
	Voluntary Continuing Services and Support Agreem	VA	1	▲	-	+1
	Non-Family Abuse Protective Order	AP	0	▼	-100.0%	-1
	Qualified Residential Treatment	QR	0	▼	-100.0%	-2
	Remand Custody	RC	0	▼	-100.0%	-2
	Remand Visitation	RV	0	▼	-100.0%	-2
	Show Cause	SC	0	▼	-100.0%	-1
	Terminate Parental Rights	TP	0	▼	-100.0%	-1
		Total		74	▼	-41.3%
GRAND TOTAL			115	▼	-31.5%	-53

Dispositions by Major Case Category**

Category	Summary	Change	% Change	Absolute Change	
Adult Criminal	27	▲	+68.8%	+11	
Child Dependency	10	▲	-60.0%	-15	
Custody and Visitation	49	▼	-32.9%	-24	
Delinquency	3	▼	-25.0%	-1	
Juvenile Miscellaneous	1	▲	-	+1	
New to Workload Study	2	▲	-	+2	
Other	5	▼	-70.6%	-12	
Protective Orders	4	▼	-66.7%	-8	
Support	8	▲	-11.1%	-1	
Traffic	6	▼	-50.0%	-6	
GRAND TOTAL		115	▼	-31.5%	-53

* Compared to same time period as previous year
 2/15/2024 10:11:50AM

** Case Type Categories are defined in the 2017 Virginia Judicial Workload Assessment
 Source: SCV-SQL-Information

2024 Overall GRAND TOTAL		Distribution of Caseload		Change*		Percentage (%) of Caseload			
44 -34.3% 	-23	Adult	17	39%	-43.3% ▼	-13	Adult	44.8%	38.6%
		Juvenile	27	61%	-27.0% ▼	-10	Juvenile	55.2%	61.4%
GRAND TOTAL		44	100%	-34.3% ▼	-23	GRAND TOTAL	100%	100%	

Dispositions by Division & Code

Division	Case Type Description	Code	Summary	Change	% Change	Absolute Change
Adult	Other	OT	6	▲	+20.0%	+1
	Remand Support	RS	4	▲	-	+4
	Civil Support	VS	2	▼	-81.8%	-9
	Show Cause	SC	2	▼	-60.0%	-3
	Capias	CA	1	▲	-	-
	Family Abuse - Protective Order	FP	1	▼	-75.0%	-3
	Misdemeanor	CM	1	▼	-50.0%	-1
	Motion - Protective Order	MP	0	▼	-100.0%	-2
Total			17	▼	-43.3%	-13
Juvenile	Custody Visitation	CV	10	▼	-56.5%	-13
	Remand Custody	RC	8	▲	-	+8
	Remand Visitation	RV	8	▲	-	+8
	Abuse and Neglect	AN	1	▼	-87.5%	-7
	Foster Care Review	FC	0	▼	-100.0%	-2
	Paternity	PT	0	▼	-100.0%	-2
	Permanency Planning	PH	0	▼	-100.0%	-1
	Voluntary Continuing Services and Support Agree	VA	0	▼	-100.0%	-1
Total			27	▼	-27.0%	-10
GRAND TOTAL			44	▼	-34.3%	-23

Dispositions by Major Case Category**

Category	Summary	Change	% Change	Absolute Change	
Adult Criminal	3	▲	-25.0%	-1	
Child Dependency	1	▼	-91.7%	-11	
Custody and Visitation	10	▼	-60.0%	-15	
Other	26	▲	+420.0%	+21	
Protective Orders	1	▼	-83.3%	-5	
Support	3	▼	-80.0%	-12	
GRAND TOTAL		44	▼	-34.3%	-23

* Compared to same time period as previous year
 2/15/2024 10:11:50AM

** Case Type Categories are defined in the 2017 Virginia Judicial Workload Assessment
 Source: SCV-SQL-Information

2024 Overall GRAND TOTAL		Distribution of Caseload		Change*		Percentage (%) of Caseload			
51	-2 -3.8%	Adult	28	55%	-3.4% ▼	-1	Adult	54.7%	54.9%
2024		Juvenile	23	45%	-4.2% ▼	-1	Juvenile	45.3%	45.1%
2023		GRAND TOTAL	51	100%	-3.8% ▼	-2	GRAND TOTAL	100%	100%

Dispositions by Division & Code

Division	Case Type Description	Code	Summary	Change	% Change	Absolute Change
Adult	Misdemeanor	CM	11	▲	+83.3%	+5
	Other	OT	9	▲		-
	Felony	CF	4	▲	+100.0%	+2
	Civil Support	VS	1	▼	-75.0%	-3
	Family Abuse - Protective Order	FP	1	▼	-75.0%	-3
	Show Cause	SC	1	▼	-50.0%	-1
	Violation of Protective Order	PV	1	▲	-	+1
	Capias	CA	0	▼	-100.0%	-2
	Total			28	▼	-3.4%
Juvenile	Permanency Planning	PH	7	▲	-	+7
	Custody Visitation	CV	6	▼	-33.3%	-3
	Terminate Parental Rights	TP	3	▲	-	+3
	Traffic	T	3	▲	+200.0%	+2
	Abuse and Neglect	AN	1	↔		-
	Initial Foster Care	IF	1	↔		-
	Misdemeanor	DM	1	▼	-80.0%	-4
	Temporary Detention Order	TD	1	▲	-	+1
	Foster Care Review	FC	0	▼	-100.0%	-2
	Motion - Protective Order	MP	0	▼	-100.0%	-2
	Qualified Residential Treatment	QR	0	▼	-100.0%	-1
	Show Cause	SC	0	▼	-100.0%	-2
	Total			23	▼	-4.2%
GRAND TOTAL			51	▼	-3.8%	-2

Dispositions by Major Case Category**

Category	Summary	Change	% Change	Absolute Change
Adult Criminal	17	▲	+54.5%	+6
Child Dependency	12	▲	+140.0%	+7
Custody and Visitation	6	▼	-33.3%	-3
Delinquency	1	▼	-85.7%	-6
Other	10	▲	+11.1%	+1
Protective Orders	1	▼	-83.3%	-5
Support	1	▼	-80.0%	-4
Traffic	3	▲	+200.0%	+2
GRAND TOTAL		51	▼	-3.8%

* Compared to same time period as previous year
 2/15/2024 10:11:50AM

** Case Type Categories are defined in the 2017 Virginia Judicial Workload Assessment
 Source: SCV-SQL-Information

2024 Overall GRAND TOTAL		Distribution of Caseload		Change*		Percentage (%) of Caseload			
115 +16 16.2% 		Adult	32	28%	-25.6% ▼	-11	Adult	43.4%	27.8%
		Juvenile	83	72%	48.2% ▲	+27	Juvenile	56.6%	72.2%
		GRAND TOTAL	115	100%	16.2% ▲	+16	GRAND TOTAL	100%	100%

Dispositions by Division & Code

Division	Case Type Description	Code	Summary	Change	% Change	Absolute Change
Adult	Civil Support	VS	7	▼	-36.4%	-4
	Show Cause	SC	7	▲	+16.7%	+1
	Other	OT	6	▲	+20.0%	+1
	Capias	CA	3	▲	-25.0%	-1
	Family Abuse - Protective Order	FP	3	▼	-50.0%	-3
	Misdemeanor	CM	3	▼	-50.0%	-3
	Non-Family Abuse Protective Order	AP	2	▲	+100.0%	+1
	Violation of Protective Order	PV	1	▲	-	+1
	Felony	CF	0	▼	-100.0%	-2
	Motion - Protective Order	MP	0	▼	-100.0%	-2
	Total		32	▼	-25.6%	-11
Juvenile	Custody Visitation	CV	56	▲	+43.6%	+17
	Abuse and Neglect	AN	5	▲	-	+5
	Motion - Protective Order	MP	5	▲	-	+5
	Permanency Planning	PH	4	▲	+100.0%	+2
	Foster Care Review	FC	2	▲	-	+2
	Non-Family Abuse Protective Order	AP	2	▲	-	+2
	Other	OT	2	▲	-	+2
	Terminate Parental Rights	TP	2	▲	-	+2
	Traffic	T	2	▼	-60.0%	-3
	Misdemeanor	DM	1	↔	-	-
	Paternity	PT	1	▼	-66.7%	-2
	Temporary Detention Order	TD	1	▲	-	+1
	Qualified Residential Treatment	QR	0	▼	-100.0%	-1
	Remand Custody	RC	0	▼	-100.0%	-2
	Remand Visitation	RV	0	▼	-100.0%	-2
	Show Cause	SC	0	▼	-100.0%	-1
		Total		83	▲	48.2%
GRAND TOTAL			115	▲	16.2%	+16

Dispositions by Major Case Category**

Category	Summary	Change	% Change	Absolute Change
Adult Criminal	11	▲	-26.7%	-4
Child Dependency	13	▲	+333.3%	+10
Custody and Visitation	57	▼	+35.7%	+15
Delinquency	1	▼	-50.0%	-1
Other	9	▲	-	0
Protective Orders	12	▲	+33.3%	+3
Support	10	▲	-28.6%	-4
Traffic	2	▼	-60.0%	-3
GRAND TOTAL	115	▲	16.2%	+16

* Compared to same time period as previous year
 2/15/2024 10:11:50AM

** Case Type Categories are defined in the 2017 Virginia Judicial Workload Assessment
 Source: SCV-SQL-Information

2024 Overall GRAND TOTAL		Distribution of Caseload		Change*		Percentage (%) of Caseload		
73	-1 -1.4%	Adult	19 26%	-51.3% ▼	-20	Adult	2023 52.7%	2024 26.0%
2024		Juvenile	54 74%	54.3% ▲	+19	Juvenile	47.3%	74.0%
2023		GRAND TOTAL	73 100%	-1.4% ▼	-1	GRAND TOTAL	100%	100%

Dispositions by Division & Code

Division	Case Type Description	Code	Summary	Change	% Change	Absolute Change
Adult	Other	OT	7	▲	+133.3%	+4
	Misdemeanor	CM	4	▼	-50.0%	-4
	Family Abuse - Protective Order	FP	2	▼	-75.0%	-6
	Show Cause	SC	2	▼	-60.0%	-3
	Capias	CA	1	▼	-75.0%	-3
	Civil Support	VS	1	▼	-83.3%	-5
	Motion - Protective Order	MP	1	↔	-	-
	Violation Family Abuse Protective Order	PS	1	▲	-	+1
	Felony	CF	0	▼	-100.0%	-3
	Non-Family Abuse Protective Order	AP	0	▼	-100.0%	-1
	Total		19	▼	-51.3%	-20
Juvenile	Custody Visitation	CV	31	▲	+55.0%	+11
	Misdemeanor	DM	7	▲	+75.0%	+3
	Foster Care Review	FC	4	▲	+100.0%	+2
	Civil Violation	CI	3	▲	-	+3
	Initial Foster Care	IF	2	▲	+100.0%	+1
	Permanency Planning	PH	2	▲	+100.0%	+1
	Abuse and Neglect	AN	1	▼	-50.0%	-1
	Felony	DF	1	▲	-	+1
	Paternity	PT	1	▲	-	+1
	Temporary Detention Order	TD	1	▲	-	+1
	Traffic	T	1	▼	-66.7%	-2
	Child In Need of Services	CS	0	▼	-100.0%	-1
	Terminate Parental Rights	TP	0	▼	-100.0%	-1
		Total		54	▲	54.3%
GRAND TOTAL			73	▼	-1.4%	-1

Dispositions by Major Case Category**

Category	Summary	Change	% Change	Absolute Change
Adult Criminal	8	▲	-52.9%	-9
Child Dependency	9	▲	+28.6%	+2
Child in Need of Services/Supervision	0	▼	-100.0%	-1
Custody and Visitation	32	▲	+60.0%	+12
Delinquency	8	▲	+100.0%	+4
New to Workload Study	3	▲	-	+3
Other	8	▲	+166.7%	+5
Protective Orders	3	▼	-70.0%	-7
Support	1	▼	-88.9%	-8
Traffic	1	▼	-66.7%	-2
GRAND TOTAL		73	▼	-1.4%

* Compared to same time period as previous year
 2/15/2024 10:11:50AM

** Case Type Categories are defined in the 2017 Virginia Judicial Workload Assessment
 Source: SCV-SQL-Information

2024 Overall GRAND TOTAL		Distribution of Caseload		Change*		Percentage (%) of Caseload		
286	-18 -5.9%	Adult	183 64%	41.9% ▲	+54	Adult	42.4%	64.0%
2024		Juvenile	103 36%	-41.1% ▼	-72	Juvenile	57.6%	36.0%
2023		GRAND TOTAL	286 100%	-5.9% ▼	-18	GRAND TOTAL	100%	100%

Dispositions by Division & Code

Division	Case Type Description	Code	Summary	Change	% Change	Absolute Change
Adult	Show Cause	SC	56	▲	+143.5%	+33
	Misdemeanor	CM	54	▲	+45.9%	+17
	Other	OT	27	▼	-6.9%	-2
	Civil Support	VS	22	▲	+57.1%	+8
	Felony	CF	10	▲	+11.1%	+1
	Family Abuse - Protective Order	FP	7	▼	-41.7%	-5
	Non-Family Abuse Protective Order	AP	5	▲	+400.0%	+4
	Motion - Protective Order	MP	1	↔		-
	Violation of Protective Order	PV	1	▲	-	+1
	Capias	CA	0	▼	-100.0%	-2
	Remand Support	RS	0	▼	-100.0%	-1
	Total		183	▲	41.9%	+54
Juvenile	Custody Visitation	CV	44	▼	-61.1%	-69
	Felony	DF	12	▲	+200.0%	+8
	Misdemeanor	DM	11	▼	-8.3%	-1
	Show Cause	SC	8	▲	+166.7%	+5
	Traffic	T	6	▼	-25.0%	-2
	Motion - Protective Order	MP	4	↔		-
	Non-Family Abuse Protective Order	AP	4	▲	+300.0%	+3
	Abuse and Neglect	AN	3	↔		-
	Child In Need of Services	CS	2	▲	+100.0%	+1
	Civil Violation	CI	2	↔		-
	Paternity	PT	2	↔		-
	Remand Custody	RC	2	▼	-71.4%	-5
	Truancy	TR	2	▼	-60.0%	-3
	Foster Care Review	FC	1	▲	-	+1
	Emergency Custody Order	EC	0	▼	-100.0%	-1
	Permanency Planning	PH	0	▼	-100.0%	-1
	Relief of Custody	CR	0	▼	-100.0%	-2
	Remand Visitation	RV	0	▼	-100.0%	-2
	Temporary Detention Order	TD	0	▼	-100.0%	-2
	Terminate Parental Rights	TP	0	▼	-100.0%	-2
	Total		103	▼	-41.1%	-72
GRAND TOTAL			286	▼	-5.9%	-18

Dispositions by Major Case Category**

Category	Summary	Change	% Change	Absolute Change
Adult Criminal	117	▲	+91.8%	+56
Child Dependency	4	▲	-50.0%	-4
Child in Need of Services/Supervision	4	▲	-33.3%	-2
Custody and Visitation	46	▼	-60.0%	-69
Delinquency	31	▲	+63.2%	+12
New to Workload Study	2	↔		0
Other	29	▼	-31.0%	-13
Protective Orders	21	▲	+10.5%	+2
Support	26	▼	+8.3%	+2
Traffic	6	▼	-25.0%	-2

* Compared to same time period as previous year
 2/15/2024 10:11:50AM

** Case Type Categories are defined in the 2017 Virginia Judicial Workload Assessment
 Source: SCV-SQL-Information

GRAND TOTAL

286



-5.9%

-18

2024 Overall GRAND TOTAL		Distribution of Caseload		Change*		Percentage (%) of Caseload		
219	-12 -5.2%	Adult	111 51%	5.7% ▲	+6	Adult	2023 45.5%	2024 50.7%
2024		Juvenile	108 49%	-14.3% ▼	-18	Juvenile	54.5%	49.3%
2023		GRAND TOTAL	219 100%	-5.2% ▼	-12	GRAND TOTAL	100%	100%

Dispositions by Division & Code

Division	Case Type Description	Code	Summary	Change	% Change	Absolute Change
Adult	Other	OT	26	▲	+23.8%	+5
	Misdemeanor	CM	24	▼	-4.0%	-1
	Civil Support	VS	19	▲	+18.8%	+3
	Show Cause	SC	15	▼	-31.8%	-7
	Family Abuse - Protective Order	FP	9	▲	+80.0%	+4
	Felony	CF	8	▲	+60.0%	+3
	Capias	CA	5	▼	-28.6%	-2
	Violation of Protective Order	PV	3	↔		-
	Motion - Protective Order	MP	1	▲	-	+1
	Non-Family Abuse Protective Order	AP	1	▲	-	+1
	Remand Support	RS	0	▼	-100.0%	-1
	Total		111	▲	5.7%	+6
Juvenile	Custody Visitation	CV	69	▲	+9.5%	+6
	Misdemeanor	DM	12	▲	+20.0%	+2
	Traffic	T	11	▲	+83.3%	+5
	Truancy	TR	5	▲	+150.0%	+3
	Foster Care Review	FC	2	↔		-
	Paternity	PT	2	↔		-
	Capias	CA	1	▲	-	+1
	Child at Risk	RI	1	▲	-	+1
	Child In Need of Services	CS	1	▼	-66.7%	-2
	Felony	DF	1	↔		-
	Temporary Detention Order	TD	1	▼	-50.0%	-1
	Terminate Parental Rights	TP	1	▲	-	+1
	Voluntary Continuing Services and Support Agree	VA	1	↔		-
	Abuse and Neglect	AN	0	▼	-100.0%	-6
	Initial Foster Care	IF	0	▼	-100.0%	-6
	Mental Commitment	MC	0	▼	-100.0%	-1
	Motion - Protective Order	MP	0	▼	-100.0%	-10
	Non-Family Abuse Protective Order	AP	0	▼	-100.0%	-5
	Other	OT	0	▼	-100.0%	-1
	Permanency Planning	PH	0	▼	-100.0%	-3
	Relief of Custody	CR	0	▼	-100.0%	-1
Status	ST	0	▼	-100.0%	-1	
	Total		108	▼	-14.3%	-18
GRAND TOTAL			219	▼	-5.2%	-12

Dispositions by Major Case Category**

Category	Summary	Change	% Change	Absolute Change
Adult Criminal	52	▲		0
Child Dependency	5	▲	-73.7%	-14
Child in Need of Services/Supervision	6	▲	+20.0%	+1
Custody and Visitation	71	▲	+9.2%	+6
Delinquency	14	▲	+27.3%	+3
Juvenile Miscellaneous	0	▼	-100.0%	-1
Other	27	▲	+3.8%	+1
Protective Orders	11	▲	-45.0%	-9
Support	22	▼	-15.4%	-4

* Compared to same time period as previous year
 2/15/2024 10:11:50AM

** Case Type Categories are defined in the 2017 Virginia Judicial Workload Assessment
 Source: SCV-SQL-Information

CPSS - JCMS CASELOAD STATISTICS OF THE JUVENILE & DOMESTIC RELATIONS DISTRICT COURTS
January 2024 thru January 2024 Dispositions (Compared to January 2023 thru January 2023)

Traffic	11	▲	+83.3%	+5
GRAND TOTAL	219	▼	-5.2%	-12

2024 Overall GRAND TOTAL		Distribution of Caseload		Change*		Percentage (%) of Caseload			
90	+11 13.9%	Adult	53	59%	51.4% ▲	+18	Adult	44.3%	58.9%
2024	↑	Juvenile	37	41%	-15.9% ▼	-7	Juvenile	55.7%	41.1%
2023		GRAND TOTAL	90	100%	13.9% ▲	+11	GRAND TOTAL	100%	100%

Dispositions by Division & Code

Division	Case Type Description	Code	Summary	Change	% Change	Absolute Change	
Adult	Misdemeanor	CM	22	▲	+69.2%	+9	
	Other	OT	11	▲	+57.1%	+4	
	Show Cause	SC	8	▲	+700.0%	+7	
	Civil Support	VS	5	▼	-16.7%	-1	
	Felony	CF	3	▲	+50.0%	+1	
	Family Abuse - Protective Order	FP	2	▼	-60.0%	-3	
	Motion - Protective Order	MP	1	▲	-	+1	
	Violation of Protective Order	PV	1	▲	-	+1	
	Capias	CA	0	▼	-100.0%	-1	
		Total		53	▲	51.4%	+18
Juvenile	Custody Visitation	CV	25	▼	-28.6%	-10	
	Truancy	TR	3	▲	-	+3	
	Abuse and Neglect	AN	1	▼	-50.0%	-1	
	Civil Violation	CI	1	▲	-	+1	
	Felony	DF	1	▲	-	+1	
	Foster Care Review	FC	1	▼	-66.7%	-2	
	Misdemeanor	DM	1	▼	-50.0%	-1	
	Motion - Protective Order	MP	1	▲	-	+1	
	Paternity	PT	1	▲	-	+1	
	Permanency Planning	PH	1	▲	-	+1	
	Terminate Parental Rights	TP	1	▲	-	+1	
	Temporary Detention Order	TD	0	▼	-100.0%	-2	
		Total		37	▼	-15.9%	-7
	GRAND TOTAL			90	▲	13.9%	+11

Dispositions by Major Case Category**

Category	Summary	Change	% Change	Absolute Change	
Adult Criminal	31	▲	+93.8%	+15	
Child Dependency	4	▲	-20.0%	-1	
Child in Need of Services/Supervision	3	▲	-	+3	
Custody and Visitation	26	▲	-25.7%	-9	
Delinquency	2	▲	-	0	
New to Workload Study	1	▲	-	+1	
Other	11	▼	+22.2%	+2	
Protective Orders	4	▲	-20.0%	-1	
Support	8	▲	+14.3%	+1	
GRAND TOTAL		90	▲	13.9%	+11

* Compared to same time period as previous year
 2/15/2024 10:11:50AM

** Case Type Categories are defined in the 2017 Virginia Judicial Workload Assessment
 Source: SCV-SQL-Information

2024 Overall GRAND TOTAL		Distribution of Caseload		Change*		Percentage (%) of Caseload		
179	-25 -12.3%	Adult	90 50%	2.3% ▲	+2	Adult	2023 43.1%	2024 50.3%
2024		Juvenile	89 50%	-23.3% ▼	-27	Juvenile	56.9%	49.7%
2023		GRAND TOTAL	179 100%	-12.3% ▼	-25	GRAND TOTAL	100%	100%

Dispositions by Division & Code

Division	Case Type Description	Code	Summary	Change	% Change	Absolute Change
Adult	Show Cause	SC	27	▲	+68.8%	+11
	Misdemeanor	CM	19	▲	+5.6%	+1
	Other	OT	17	▼	-10.5%	-2
	Civil Support	VS	13	↔		-
	Family Abuse - Protective Order	FP	4	▼	-60.0%	-6
	Felony	CF	4	▼	-20.0%	-1
	Violation of Protective Order	PV	3	▲	+50.0%	+1
	Capias	CA	2	▼	-50.0%	-2
	Motion - Protective Order	MP	1	↔		-
		Total		90	▲	2.3%
Juvenile	Custody Visitation	CV	56	▼	-23.3%	-17
	Foster Care Review	FC	8	▲	-	+8
	Misdemeanor	DM	7	▲	+133.3%	+4
	Status	ST	4	▼	-50.0%	-4
	Truancy	TR	3	↔		-
	Abuse and Neglect	AN	2	▼	-50.0%	-2
	Paternity	PT	2	↔		-
	Permanency Planning	PH	2	▲	+100.0%	+1
	Felony	DF	1	▲	-	+1
	Relief of Custody	CR	1	▲	-	+1
	Show Cause	SC	1	▲	-	+1
	Temporary Detention Order	TD	1	▲	-	+1
	Traffic	T	1	▼	-80.0%	-4
	Child at Risk	RI	0	▼	-100.0%	-8
	Child In Need of Services	CS	0	▼	-100.0%	-1
	Entrustment	ET	0	▼	-100.0%	-3
	Initial Foster Care	IF	0	▼	-100.0%	-1
	Motion - Protective Order	MP	0	▼	-100.0%	-1
	Terminate Parental Rights	TP	0	▼	-100.0%	-3
		Total		89	▼	-23.3%
GRAND TOTAL			179	▼	-12.3%	-25

Dispositions by Major Case Category**

Category	Summary	Change	% Change	Absolute Change		
Adult Criminal	47	▲	+34.3%	+12		
Child Dependency	13	▲	-35.0%	-7		
Child in Need of Services/Supervision	3	▼	-25.0%	-1		
Custody and Visitation	58	▼	-22.7%	-17		
Delinquency	9	▲	+200.0%	+6		
Juvenile Miscellaneous	4	▼	-50.0%	-4		
Other	18	▲	-5.3%	-1		
Protective Orders	5	▼	-58.3%	-7		
Support	21	▼	-8.7%	-2		
Traffic	1	▼	-80.0%	-4		
GRAND TOTAL			179	▼	-12.3%	-25

* Compared to same time period as previous year
 2/15/2024 10:11:50AM

** Case Type Categories are defined in the 2017 Virginia Judicial Workload Assessment
 Source: SCV-SQL-Information

2024 Overall GRAND TOTAL		Distribution of Caseload		Change*		Percentage (%) of Caseload			
208 	+20	Adult	90	43%	-4.3% ▼	-4	Adult	50.0%	43.3%
	10.6%	Juvenile	118	57%	25.5% ▲	+24	Juvenile	50.0%	56.7%
GRAND TOTAL		208	100%	10.6% ▲	+20	GRAND TOTAL		100%	100%

Dispositions by Division & Code

Division	Case Type Description	Code	Summary	Change	% Change	Absolute Change
Adult	Misdemeanor	CM	31	▲	+40.9%	+9
	Show Cause	SC	18	▲	+28.6%	+4
	Capias	CA	13	▲	+8.3%	+1
	Other	OT	12	▼	-33.3%	-6
	Family Abuse - Protective Order	FP	7	▼	-12.5%	-1
	Felony	CF	3	▼	-62.5%	-5
	Remand Support	RS	3	▲	-	+3
	Civil Support	VS	2	▼	-83.3%	-10
	Restricted License for Non-Support	SL	1	▲	-	+1
Total			90	▼	-4.3%	-4
Juvenile	Custody Visitation	CV	58	▼	-10.8%	-7
	Status	ST	19	▲	+850.0%	+17
	Remand Custody	RC	7	▲	-	+7
	Remand Visitation	RV	7	▲	-	+7
	Misdemeanor	DM	6	▲	+500.0%	+5
	Foster Care Review	FC	5	▲	+66.7%	+2
	Permanency Planning	PH	4	▼	-55.6%	-5
	Traffic	T	4	▲	+100.0%	+2
	Abuse and Neglect	AN	3	▲	+200.0%	+2
	Felony	DF	2	▲	+100.0%	+1
	Terminate Parental Rights	TP	2	▼	-50.0%	-2
	Voluntary Continuing Services and Support Agreen	VA	1	▼	-50.0%	-1
	Child In Need of Services	CS	0	▼	-100.0%	-1
	Initial Foster Care	IF	0	▼	-100.0%	-1
	Paternity	PT	0	▼	-100.0%	-1
	Truancy	TR	0	▼	-100.0%	-1
	Total			118	▲	25.5%
GRAND TOTAL			208	▲	10.6%	+20

Dispositions by Major Case Category**

Category	Summary	Change	% Change	Absolute Change	
Adult Criminal	65	▲	+16.1%	+9	
Child Dependency	15	▲	-25.0%	-5	
Child in Need of Services/Supervision	0	▼	-100.0%	-2	
Custody and Visitation	58	▼	-12.1%	-8	
Delinquency	8	▲	+300.0%	+6	
Juvenile Miscellaneous	19	▲	+850.0%	+17	
Other	29	▲	+61.1%	+11	
Protective Orders	7	▼	-12.5%	-1	
Support	3	▲	-75.0%	-9	
Traffic	4	▲	+100.0%	+2	
GRAND TOTAL		208	▲	10.6%	+20

* Compared to same time period as previous year
 2/15/2024 10:11:50AM

** Case Type Categories are defined in the 2017 Virginia Judicial Workload Assessment
 Source: SCV-SQL-Information

2024 Overall GRAND TOTAL		Distribution of Caseload		Change*		Percentage (%) of Caseload			
304 +47 18.3% 	2024 2023	Adult	136	45%	25.9% ▲	+28	Adult	2023	2024
		Juvenile	168	55%	12.8% ▲	+19	Juvenile	58.0%	55.3%
GRAND TOTAL		304	100%	18.3% ▲	+47	GRAND TOTAL	100%	100%	

Dispositions by Division & Code

Division	Case Type Description	Code	Summary	Change	% Change	Absolute Change
Adult	Show Cause	SC	37	▲	+236.4%	+26
	Other	OT	33	▲	+17.9%	+5
	Civil Support	VS	22	▲	+144.4%	+13
	Misdemeanor	CM	21	▼	-12.5%	-3
	Capias	CA	10	▼	-16.7%	-2
	Family Abuse - Protective Order	FP	6	▼	-14.3%	-1
	Felony	CF	4	▼	-60.0%	-6
	Motion - Protective Order	MP	1	▼	-50.0%	-1
	Non-Family Abuse Protective Order	AP	1	↔	-	-
	Remand Support	RS	1	▼	-50.0%	-1
	Violation of Protective Order	PV	0	▼	-100.0%	-2
Total			136	▲	25.9%	+28
Juvenile	Custody Visitation	CV	107	▲	+20.2%	+18
	Status	ST	14	▲	+16.7%	+2
	Misdemeanor	DM	11	▲	+266.7%	+8
	Paternity	PT	10	▲	+100.0%	+5
	Permanency Planning	PH	10	▲	-	+10
	Foster Care Review	FC	5	▲	+25.0%	+1
	Temporary Detention Order	TD	2	▲	-	+2
	Traffic	T	2	▲	-	+2
	Child In Need of Services	CS	1	▲	-	+1
	Emergency Custody Order	EC	1	▲	-	+1
	Felony	DF	1	▲	-	+1
	Motion - Protective Order	MP	1	▼	-93.3%	-14
	Non-Family Abuse Protective Order	AP	1	▲	-	+1
	Remand Custody	RC	1	▼	-66.7%	-2
	Remand Visitation	RV	1	▼	-66.7%	-2
	Abuse and Neglect	AN	0	▼	-100.0%	-5
	Entrustment	ET	0	▼	-100.0%	-2
	Initial Foster Care	IF	0	▼	-100.0%	-4
	Terminate Parental Rights	TP	0	▼	-100.0%	-4
	Total			168	▲	12.8%
GRAND TOTAL			304	▲	18.3%	+47

Dispositions by Major Case Category**

Category	Summary	Change	% Change	Absolute Change	
Adult Criminal	67	▲	+19.6%	+11	
Child Dependency	15	▲	-21.1%	-4	
Child in Need of Services/Supervision	1	▲	-	+1	
Custody and Visitation	117	▲	+24.5%	+23	
Delinquency	12	▲	+300.0%	+9	
Juvenile Miscellaneous	14	▲	+16.7%	+2	
Other	39	▲	+8.3%	+3	
Protective Orders	10	▲	-60.0%	-15	
Support	27	▲	+125.0%	+15	
Traffic	2	▲	-	+2	
GRAND TOTAL		304	▲	18.3%	+47

* Compared to same time period as previous year
 2/15/2024 10:11:50AM

** Case Type Categories are defined in the 2017 Virginia Judicial Workload Assessment
 Source: SCV-SQL-Information

2024 Overall GRAND TOTAL		Distribution of Caseload		Change*		Percentage (%) of Caseload			
276 +25 10.0% 	Adult	126	46%	-8.0%	▼	-11	Adult	54.6%	45.7%
	Juvenile	150	54%	31.6%	▲	+36	Juvenile	45.4%	54.3%
GRAND TOTAL		276	100%	10.0%	▲	+25	GRAND TOTAL	100%	100%

Dispositions by Division & Code

Division	Case Type Description	Code	Summary	Change	% Change	Absolute Change
Adult	Other	OT	32	▲	+6.7%	+2
	Misdemeanor	CM	24	▼	-38.5%	-15
	Capias	CA	15	▲	+50.0%	+5
	Felony	CF	15	▼	-16.7%	-3
	Family Abuse - Protective Order	FP	12	▼	-7.7%	-1
	Show Cause	SC	10	▲	+42.9%	+3
	Civil Support	VS	9	▼	-35.7%	-5
	Motion - Protective Order	MP	3	▼	-25.0%	-1
	Remand Support	RS	3	▲	+50.0%	+1
	Violation of Protective Order	PV	2	▲	-	+2
	Restricted License for Non-Support	SL	1	▲	-	+1
Total			126	▼	-8.0%	-11
Juvenile	Custody Visitation	CV	73	▲	+10.6%	+7
	Permanency Planning	PH	14	▲	+180.0%	+9
	Foster Care Review	FC	13	▲	+160.0%	+8
	Remand Visitation	RV	7	▲	+75.0%	+3
	Abuse and Neglect	AN	6	▲	+20.0%	+1
	Initial Foster Care	IF	6	▲	+50.0%	+2
	Misdemeanor	DM	5	▲	+150.0%	+3
	Remand Custody	RC	5	▲	+25.0%	+1
	Status	ST	5	▼	+25.0%	+1
	Traffic	T	5	▲	+25.0%	+1
	Paternity	PT	3	▲	+50.0%	+1
	Voluntary Continuing Services and Support Agreem	VA	3	▲	+200.0%	+2
	Terminate Parental Rights	TP	2	↔	-	-
	Felony	DF	1	▲	-	+1
	Non-Family Abuse Protective Order	AP	1	▲	-	+1
	Truancy	TR	1	↔	-	-
	Child In Need of Services	CS	0	▼	-100.0%	-1
	Motion - Protective Order	MP	0	▼	-100.0%	-1
	Qualified Residential Treatment	QR	0	▼	-100.0%	-2
	Temporary Detention Order	TD	0	▼	-100.0%	-1
	Total			150	▲	31.6%
GRAND TOTAL			276	▲	10.0%	+25

Dispositions by Major Case Category**

Category	Summary	Change	% Change	Absolute Change
Adult Criminal	60	▲	-18.9%	-14
Child Dependency	44	▲	+83.3%	+20
Child in Need of Services/Supervision	1	▼	-50.0%	-1
Custody and Visitation	76	▲	+11.8%	+8
Delinquency	6	▲	+200.0%	+4
Juvenile Miscellaneous	5	▼	+25.0%	+1
Other	47	▲	+14.6%	+6
Protective Orders	16	▲	-11.1%	-2
Support	16	▲	+14.3%	+2
Traffic	5	▲	+25.0%	+1

* Compared to same time period as previous year
 2/15/2024 10:11:50AM

** Case Type Categories are defined in the 2017 Virginia Judicial Workload Assessment
 Source: SCV-SQL-Information


GRAND TOTAL

276

▲

10.0%

+25

2024 Overall GRAND TOTAL		Distribution of Caseload		Change*		Percentage (%) of Caseload				
146 -43 -22.8% 	Adult	49	34%	-55.0%	▼	-60	2023	57.7%	2024	33.6%
	Juvenile	97	66%	21.3%	▲	+17	Juvenile	42.3%	66.4%	
GRAND TOTAL		146	100%	-22.8%	▼	-43	GRAND TOTAL	100%	100%	

Dispositions by Division & Code

Division	Case Type Description	Code	Summary	Change	% Change	Absolute Change
Adult	Show Cause	SC	21	▲	+75.0%	+9
	Other	OT	12	▼	-50.0%	-12
	Capias	CA	5	▼	-28.6%	-2
	Civil Support	VS	5	▼	-44.4%	-4
	Misdemeanor	CM	5	▼	-81.5%	-22
	Family Abuse - Protective Order	FP	1	▼	-87.5%	-7
	Felony	CF	0	▼	-100.0%	-21
	Remand Support	RS	0	▼	-100.0%	-1
	Total			49	▼	-55.0%
Juvenile	Custody Visitation	CV	43	▼	-10.4%	-5
	Terminate Parental Rights	TP	14	▲	+1,300.0%	+13
	Entrustment	ET	8	▲	-	+8
	Child at Risk	RI	7	▲	-	+7
	Permanency Planning	PH	7	▲	+16.7%	+1
	Truancy	TR	7	▲	+133.3%	+4
	Foster Care Review	FC	5	▼	-28.6%	-2
	Misdemeanor	DM	3	▲	-	+3
	Non-Family Abuse Protective Order	AP	1	↔	-	-
	Paternity	PT	1	▲	-	+1
	Voluntary Continuing Services and Support Agreem	VA	1	▲	-	+1
	Abuse and Neglect	AN	0	▼	-100.0%	-4
	Initial Foster Care	IF	0	▼	-100.0%	-3
	Remand Custody	RC	0	▼	-100.0%	-1
	Remand Visitation	RV	0	▼	-100.0%	-1
	Status	ST	0	▼	-100.0%	-3
	Traffic	T	0	▼	-100.0%	-2
	Total			97	▲	21.3%
GRAND TOTAL			146	▼	-22.8%	-43

Dispositions by Major Case Category**

Category	Summary	Change	% Change	Absolute Change
Adult Criminal	25	▼	-61.5%	-40
Child Dependency	42	▲	+100.0%	+21
Child in Need of Services/Supervision	7	▲	+133.3%	+4
Custody and Visitation	44	▲	-8.3%	-4
Delinquency	3	▲	-	+3
Juvenile Miscellaneous	0	▼	-100.0%	-3
Other	12	▼	-55.6%	-15
Protective Orders	2	▼	-77.8%	-7
Support	11	▲	-	0
Traffic	0	▼	-100.0%	-2
GRAND TOTAL	146	▼	-22.8%	-43

* Compared to same time period as previous year
 2/15/2024 10:11:50AM

** Case Type Categories are defined in the 2017 Virginia Judicial Workload Assessment
 Source: SCV-SQL-Information

2024 Overall GRAND TOTAL		Distribution of Caseload		Change*		Percentage (%) of Caseload		
67	-8 -10.7%	Adult	40 60%	25.0% ▲	+8	Adult	2023 42.7%	2024 59.7%
2024		Juvenile	27 40%	-37.2% ▼	-16	Juvenile	57.3%	40.3%
2023		GRAND TOTAL	67 100%	-10.7% ▼	-8	GRAND TOTAL	100%	100%

Dispositions by Division & Code

Division	Case Type Description	Code	Summary	Change	% Change	Absolute Change
Adult	Civil Support	VS	14	▲	+55.6%	+5
	Other	OT	9	▲	+125.0%	+5
	Capias	CA	6	▲	+200.0%	+4
	Show Cause	SC	5	▲	-	-
	Misdemeanor	CM	3	▼	-50.0%	-3
	Family Abuse - Protective Order	FP	1	▼	-66.7%	-2
	Non-Family Abuse Protective Order	AP	1	▲	-	+1
	Remand Support	RS	1	▲	-	+1
	Felony	CF	0	▼	-100.0%	-3
	Total			40	▲	25.0%
Juvenile	Custody Visitation	CV	21	▼	-8.7%	-2
	Paternity	PT	2	▲	-	+2
	Foster Care Review	FC	1	▼	-50.0%	-1
	Initial Foster Care	IF	1	▲	-	+1
	Traffic	T	1	▼	-75.0%	-3
	Voluntary Continuing Services and Support Agree	VA	1	▲	-	+1
	Abuse and Neglect	AN	0	▼	-100.0%	-1
	Mental Commitment	MC	0	▼	-100.0%	-1
	Misdemeanor	DM	0	▼	-100.0%	-3
	Other	OT	0	▼	-100.0%	-1
	Permanency Planning	PH	0	▼	-100.0%	-4
	Qualified Residential Treatment	QR	0	▼	-100.0%	-1
	Status	ST	0	▼	-100.0%	-1
	Truancy	TR	0	▼	-100.0%	-2
	Total			27	▼	-37.2%
GRAND TOTAL			67	▼	-10.7%	-8

Dispositions by Major Case Category**

Category	Summary	Change	% Change	Absolute Change
Adult Criminal	11	↔	-26.7%	-4
Child Dependency	3	▲	-62.5%	-5
Child in Need of Services/Supervision	0	▼	-100.0%	-2
Custody and Visitation	23	▲	-	0
Delinquency	0	▼	-100.0%	-3
Juvenile Miscellaneous	0	▼	-100.0%	-2
Other	10	▲	+100.0%	+5
Protective Orders	2	▲	-33.3%	-1
Support	17	▲	+70.0%	+7
Traffic	1	▼	-75.0%	-3
GRAND TOTAL	67	▼	-10.7%	-8

* Compared to same time period as previous year
 2/15/2024 10:11:50AM

** Case Type Categories are defined in the 2017 Virginia Judicial Workload Assessment
 Source: SCV-SQL-Information

2024 Overall GRAND TOTAL		Distribution of Caseload		Change*		Percentage (%) of Caseload			
185 +38 25.9% 		Adult	99	54%	-1.0% ▼	-1	Adult	68.0%	53.5%
		Juvenile	86	46%	83.0% ▲	+39	Juvenile	32.0%	46.5%
		GRAND TOTAL	185	100%	25.9% ▲	+38	GRAND TOTAL	100%	100%

Dispositions by Division & Code

Division	Case Type Description	Code	Summary	Change	% Change	Absolute Change
Adult	Civil Support	VS	21	▲	+133.3%	+12
	Show Cause	SC	20	▲	-37.5%	-12
	Misdemeanor	CM	19	▼	-13.6%	-3
	Other	OT	15	↔		-
	Capias	CA	10	▲	+25.0%	+2
	Family Abuse - Protective Order	FP	4	▼	-20.0%	-1
	Motion - Protective Order	MP	4	▲	+100.0%	+2
	Bond Forfeiture	BF	2	▲	-	+2
	Felony	CF	2	▼	-66.7%	-4
	Remand Support	RS	2	▲	+100.0%	+1
	Total		99	▼	-1.0%	-1
Juvenile	Custody Visitation	CV	43	▲	+95.5%	+21
	Misdemeanor	DM	7	▲	+133.3%	+4
	Permanency Planning	PH	6	▼	-25.0%	-2
	Motion - Protective Order	MP	5	▲	-	+5
	Entrustment	ET	4	▲	+300.0%	+3
	Felony	DF	3	▲	-	+3
	Remand Custody	RC	3	▲	-	+3
	Remand Visitation	RV	3	▲	-	+3
	Show Cause	SC	3	▲	-	+3
	Civil Violation	CI	2	▲	-	+2
	Foster Care Review	FC	2	▼	-75.0%	-6
	Temporary Detention Order	TD	2	▲	+100.0%	+1
	Traffic	T	2	▲	+100.0%	+1
	Paternity	PT	1	▲	-	+1
	Initial Foster Care	IF	0	▼	-100.0%	-1
	Truancy	TR	0	▼	-100.0%	-1
	Voluntary Continuing Services and Support Agree	VA	0	▼	-100.0%	-1
		Total		86	▲	83.0%
GRAND TOTAL			185	▲	25.9%	+38

Dispositions by Major Case Category**

Category	Summary	Change	% Change	Absolute Change
Adult Criminal	42	▲	-32.3%	-20
Child Dependency	12	↔	-36.8%	-7
Child in Need of Services/Supervision	3	▲	+200.0%	+2
Custody and Visitation	44	▲	+100.0%	+22
Delinquency	10	▲	+233.3%	+7
New to Workload Study	2	▲	-	+2
Other	25	▲	+47.1%	+8
Protective Orders	13	▲	+85.7%	+6
Support	32	▲	+113.3%	+17
Traffic	2	▲	+100.0%	+1
GRAND TOTAL	185	▲	25.9%	+38

* Compared to same time period as previous year
 2/15/2024 10:11:50AM

** Case Type Categories are defined in the 2017 Virginia Judicial Workload Assessment
 Source: SCV-SQL-Information

2024 Overall GRAND TOTAL		Distribution of Caseload		Change*		Percentage (%) of Caseload			
250	-48 -16.1%	Adult	146	58%	10.6% ▲	+14	Adult	44.3%	58.4%
2024		Juvenile	104	42%	-37.3% ▼	-62	Juvenile	55.7%	41.6%
2023		GRAND TOTAL	250	100%	-16.1% ▼	-48	GRAND TOTAL	100%	100%

Dispositions by Division & Code

Division	Case Type Description	Code	Summary	Change	% Change	Absolute Change
Adult	Misdemeanor	CM	46	▲	+35.3%	+12
	Other	OT	29	▼	-12.1%	-4
	Civil Support	VS	20	▲	+17.6%	+3
	Show Cause	SC	19	▼	-17.4%	-4
	Capias	CA	11	▲	+37.5%	+3
	Family Abuse - Protective Order	FP	9	▲	+12.5%	+1
	Felony	CF	8	▲	+33.3%	+2
	Motion - Protective Order	MP	3	▲	-	+3
	Non-Family Abuse Protective Order	AP	1	▲	-	+1
	Remand Support	RS	0	▼	-100.0%	-3
	Total		146	▲	10.6%	+14
Juvenile	Custody Visitation	CV	62	▼	-26.2%	-22
	Traffic	T	7	▲	+40.0%	+2
	Motion - Protective Order	MP	6	▼	-60.0%	-9
	Foster Care Review	FC	5	▲	+66.7%	+2
	Permanency Planning	PH	5	▼	-66.7%	-10
	Abuse and Neglect	AN	4	▼	-63.6%	-7
	Felony	DF	4	▲	-	+4
	Misdemeanor	DM	4	▼	-20.0%	-1
	Show Cause	SC	2	▲	-	+2
	Child at Risk	RI	1	▲	-	+1
	Child In Need of Services	CS	1	▲	-	+1
	Status	ST	1	▲	-	+1
	Terminate Parental Rights	TP	1	▼	-50.0%	-1
	Truancy	TR	1	▼	-75.0%	-3
	Emergency Custody Order	EC	0	▼	-100.0%	-1
	Entrustment	ET	0	▼	-100.0%	-2
	Initial Foster Care	IF	0	▼	-100.0%	-7
	Juvenile Support	JS	0	▼	-100.0%	-1
	Paternity	PT	0	▼	-100.0%	-2
	Protective Order	PC	0	▼	-100.0%	-1
Remand Custody	RC	0	▼	-100.0%	-6	
Temporary Detention Order	TD	0	▼	-100.0%	-1	
Voluntary Continuing Services and Support Agreen	VA	0	▼	-100.0%	-1	
	Total		104	▼	-37.3%	-62
GRAND TOTAL			250	▼	-16.1%	-48

Dispositions by Major Case Category**

Category	Summary	Change	% Change	Absolute Change
Adult Criminal	78	▲	+21.9%	+14
Child Dependency	16	▲	-61.0%	-25
Child in Need of Services/Supervision	3	▲	-25.0%	-1
Custody and Visitation	62	▼	-27.9%	-24
Delinquency	9	▲	+50.0%	+3
Juvenile Miscellaneous	1	▲	-	+1
Other	29	▼	-34.1%	-15
Protective Orders	19	▲	-17.4%	-4
Support	26	▼	+4.0%	+1

* Compared to same time period as previous year
 2/15/2024 10:11:50AM

** Case Type Categories are defined in the 2017 Virginia Judicial Workload Assessment
 Source: SCV-SQL-Information

Traffic	7	▲	+40.0%	+2
GRAND TOTAL	250	▼	-16.1%	-48

2024 Overall GRAND TOTAL		Distribution of Caseload		Change*		Percentage (%) of Caseload			
113 -15.7% 	-21	Adult	30	27%	-60.0% ▼	-45	Adult	56.0%	26.5%
		Juvenile	83	73%	40.7% ▲	+24	Juvenile	44.0%	73.5%
GRAND TOTAL		GRAND TOTAL	113	100%	-15.7% ▼	-21	GRAND TOTAL	100%	100%

Dispositions by Division & Code

Division	Case Type Description	Code	Summary	Change	% Change	Absolute Change
Adult	Other	OT	11	↔		-
	Misdemeanor	CM	10	▼	-9.1%	-1
	Felony	CF	4	▼	-42.9%	-3
	Capias	CA	2	▼	-66.7%	-4
	Family Abuse - Protective Order	FP	2	↔		-
	Civil Support	VS	1	▼	-94.4%	-17
	Bond Forfeiture	BF	0	▼	-100.0%	-1
	Motion - Protective Order	MP	0	▼	-100.0%	-2
	Show Cause	SC	0	▼	-100.0%	-17
	Total			30	▼	-60.0%
Juvenile	Custody Visitation	CV	28	▼	-17.6%	-6
	Misdemeanor	DM	22	▲	+633.3%	+19
	Traffic	T	18	▲	+1,700.0%	+17
	Abuse and Neglect	AN	3	▲	+50.0%	+1
	Foster Care Review	FC	3	▲	+200.0%	+2
	Initial Foster Care	IF	3	▲	+50.0%	+1
	Terminate Parental Rights	TP	3	▲	-	+3
	Felony	DF	1	▼	-50.0%	-1
	Permanency Planning	PH	1	▼	-80.0%	-4
	Status	ST	1	▼	-50.0%	-1
	Child In Need of Services	CS	0	▼	-100.0%	-1
	Civil Violation	CI	0	▼	-100.0%	-2
	Non-Family Abuse Protective Order	AP	0	▼	-100.0%	-1
	Relief of Custody	CR	0	▼	-100.0%	-1
	Truancy	TR	0	▼	-100.0%	-2
Total			83	▲	40.7%	+24
GRAND TOTAL			113	▼	-15.7%	-21

Dispositions by Major Case Category**

Category	Summary	Change	% Change	Absolute Change		
Adult Criminal	16	▼	-52.9%	-18		
Child Dependency	13	▲	+18.2%	+2		
Child in Need of Services/Supervision	0	▼	-100.0%	-3		
Custody and Visitation	28	▼	-17.6%	-6		
Delinquency	23	▲	+360.0%	+18		
Juvenile Miscellaneous	1	▼	-50.0%	-1		
New to Workload Study	0	▼	-100.0%	-2		
Other	11	↔		0		
Protective Orders	2	▼	-60.0%	-3		
Support	1	▼	-96.2%	-25		
Traffic	18	▲	+1,700.0%	+17		
GRAND TOTAL			113	▼	-15.7%	-21

* Compared to same time period as previous year
 2/15/2024 10:11:50AM

** Case Type Categories are defined in the 2017 Virginia Judicial Workload Assessment
 Source: SCV-SQL-Information

2024 Overall GRAND TOTAL		Distribution of Caseload		Change*		Percentage (%) of Caseload		
114	-12 -9.5%	Adult	45 39%	-6.3% ▼	-3	Adult	2023 38.1%	2024 39.5%
2024		Juvenile	69 61%	-11.5% ▼	-9	Juvenile	61.9%	60.5%
2023		GRAND TOTAL	114 100%	-9.5% ▼	-12	GRAND TOTAL	100%	100%

Dispositions by Division & Code

Division	Case Type Description	Code	Summary	Change	% Change	Absolute Change
Adult	Misdemeanor	CM	14	▲	+16.7%	+2
	Show Cause	SC	6	▼	-33.3%	-3
	Civil Support	VS	5	▲	+400.0%	+4
	Felony	CF	5	▼	-16.7%	-1
	Other	OT	5	▼	-44.4%	-4
	Capias	CA	4	▼	-33.3%	-2
	Non-Family Abuse Protective Order	AP	2	▲	+100.0%	+1
	Remand Support	RS	2	▲	+100.0%	+1
	Family Abuse - Protective Order	FP	1	▼	-66.7%	-2
	Motion - Protective Order	MP	1	▲	-	+1
	Total		45	▼	-6.3%	-3
Juvenile	Custody Visitation	CV	29	▼	-40.8%	-20
	Misdemeanor	DM	20	▲	+233.3%	+14
	Foster Care Review	FC	4	▲	+33.3%	+1
	Remand Custody	RC	3	▲	+200.0%	+2
	Remand Visitation	RV	3	▲	+200.0%	+2
	Traffic	T	3	▼	-78.6%	-11
	Permanency Planning	PH	2	▲	-	+2
	Child In Need of Services	CS	1	▲	-	+1
	Felony	DF	1	▼	-50.0%	-1
	Initial Foster Care	IF	1	▲	-	+1
	Non-Family Abuse Protective Order	AP	1	▲	-	+1
	Status	ST	1	▲	-	+1
	Truancy	TR	0	▼	-100.0%	-2
		Total		69	▼	-11.5%
GRAND TOTAL			114	▼	-9.5%	-12

Dispositions by Major Case Category**

Category	Summary	Change	% Change	Absolute Change
Adult Criminal	26	▼	-13.3%	-4
Child Dependency	7	▲	+133.3%	+4
Child in Need of Services/Supervision	1	▲	-50.0%	-1
Custody and Visitation	29	▼	-40.8%	-20
Delinquency	21	▲	+162.5%	+13
Juvenile Miscellaneous	1	▲	-	+1
Other	13	▲	+8.3%	+1
Protective Orders	5	▲	+25.0%	+1
Support	8	▲	+100.0%	+4
Traffic	3	▼	-78.6%	-11
GRAND TOTAL		114	▼	-9.5%

* Compared to same time period as previous year
 2/15/2024 10:11:50AM

** Case Type Categories are defined in the 2017 Virginia Judicial Workload Assessment
 Source: SCV-SQL-Information

2024 Overall GRAND TOTAL		Distribution of Caseload		Change*		Percentage (%) of Caseload		
256 -45 -15.0% 	Adult	131	51%	-12.1%	▼	-18	2023	2024
	Juvenile	125	49%	-17.8%	▼	-27	49.5%	51.2%
GRAND TOTAL		256	100%	-15.0%	▼	-45	100%	100%

Dispositions by Division & Code

Division	Case Type Description	Code	Summary	Change	% Change	Absolute Change
Adult	Other	OT	38	▲	+18.8%	+6
	Misdemeanor	CM	28	▼	-37.8%	-17
	Felony	CF	15	▲	+66.7%	+6
	Civil Support	VS	14	▼	-12.5%	-2
	Family Abuse - Protective Order	FP	12	▲	+100.0%	+6
	Show Cause	SC	12	▼	-52.0%	-13
	Capias	CA	7	▼	-46.2%	-6
	Motion - Protective Order	MP	3	▲	+50.0%	+1
	Non-Family Abuse Protective Order	AP	2	▲	+100.0%	+1
	Total			131	▼	-12.1%
Juvenile	Custody Visitation	CV	67	▼	-13.0%	-10
	Misdemeanor	DM	16	▼	-15.8%	-3
	Initial Foster Care	IF	7	▲	+600.0%	+6
	Permanency Planning	PH	7	▲	+75.0%	+3
	Child at Risk	RI	6	▼	-14.3%	-1
	Truancy	TR	5	▼	-16.7%	-1
	Felony	DF	4	▼	-20.0%	-1
	Foster Care Review	FC	4	▼	-50.0%	-4
	Status	ST	4	▼	-66.7%	-8
	Abuse and Neglect	AN	3	▲	+50.0%	+1
	Show Cause	SC	1	▼	-50.0%	-1
	Terminate Parental Rights	TP	1	▲	-	+1
	Traffic	T	0	▼	-100.0%	-8
	Voluntary Continuing Services and Support Agreem	VA	0	▼	-100.0%	-1
	Total			125	▼	-17.8%
GRAND TOTAL			256	▼	-15.0%	-45

Dispositions by Major Case Category**

Category	Summary	Change	% Change	Absolute Change
Adult Criminal	55	▼	-37.5%	-33
Child Dependency	28	▲	+21.7%	+5
Child in Need of Services/Supervision	5	▼	-16.7%	-1
Custody and Visitation	67	▼	-13.0%	-10
Delinquency	21	▼	-19.2%	-5
Juvenile Miscellaneous	4	▼	-66.7%	-8
Other	38	▲	+18.8%	+6
Protective Orders	17	▲	+88.9%	+8
Support	21	▲	+5.0%	+1
Traffic	0	▼	-100.0%	-8
GRAND TOTAL	256	▼	-15.0%	-45

* Compared to same time period as previous year
 2/15/2024 10:11:50AM

** Case Type Categories are defined in the 2017 Virginia Judicial Workload Assessment
 Source: SCV-SQL-Information

2024 Overall GRAND TOTAL		Distribution of Caseload		Change*		Percentage (%) of Caseload			
1,586	+133 9.2%	Adult	853	54%	8.5% ▲	+67	Adult	54.1%	53.8%
2024		Juvenile	733	46%	9.9% ▲	+66	Juvenile	45.9%	46.2%
2023		GRAND TOTAL	1,586	100%	9.2% ▲	+133	GRAND TOTAL	100%	100%

Dispositions by Division & Code

Division	Case Type Description	Code	Summary	Change	% Change	Absolute Change	
Adult	Misdemeanor	CM	234	▲	+8.3%	+18	
	Other	OT	159	▲	+1.3%	+2	
	Civil Support	VS	139	▲	+31.1%	+33	
	Show Cause	SC	99	▼	-25.6%	-34	
	Capias	CA	84	▲	+40.0%	+24	
	Felony	CF	63	▲	+1.6%	+1	
	Family Abuse - Protective Order	FP	57	▲	+50.0%	+19	
	Motion - Protective Order	MP	5	↔		-	
	Non-Family Abuse Protective Order	AP	4	▲	+33.3%	+1	
	Remand Support	RS	4	▲	+33.3%	+1	
	Violation of Protective Order	PV	3	▲	+50.0%	+1	
	Protective Order	PC	1	▲	-	+1	
	Restricted License for Non-Support	SL	1	▲	-	+1	
	Bond Forfeiture	BF	0	▼	-100.0%	-1	
	Total		853	▲	8.5%	+67	
Juvenile	Custody Visitation	CV	391	▲	+13.3%	+46	
	Misdemeanor	DM	112	▲	+9.8%	+10	
	Traffic	T	71	▼	-9.0%	-7	
	Felony	DF	67	▲	+97.1%	+33	
	Truancy	TR	15	▲	+50.0%	+5	
	Motion - Protective Order	MP	10	▼	-44.4%	-8	
	Status	ST	9	▼	+50.0%	+3	
	Non-Family Abuse Protective Order	AP	7	▲	+250.0%	+5	
	Abuse and Neglect	AN	6	▼	-53.8%	-7	
	Foster Care Review	FC	6	▼	-14.3%	-1	
	Initial Foster Care	IF	6	▲	+50.0%	+2	
	Permanency Planning	PH	6	▼	-40.0%	-4	
	Paternity	PT	5	▼	-50.0%	-5	
	Remand Custody	RC	5	▼	-16.7%	-1	
	Remand Visitation	RV	5	▼	-16.7%	-1	
	Child In Need of Services	CS	3	▼	-62.5%	-5	
	Other	OT	2	▲	+100.0%	+1	
	Violation Family Abuse Protective Order	PS	2	▲	-	+2	
	Voluntary Continuing Services and Support Agreen	VA	2	▼	-33.3%	-1	
	Capias	CA	1	▲	-	+1	
	Mental Commitment	MC	1	↔		-	
	Temporary Detention Order	TD	1	↔		-	
	Terminate Parental Rights	TP	0	▼	-100.0%	-2	
		Total		733	▲	9.9%	+66
	GRAND TOTAL			1,586	▲	9.2%	+133

Dispositions by Major Case Category**

Category	Summary	Change	% Change	Absolute Change
Adult Criminal	449	▲	+4.4%	+19
Child Dependency	26	▼	-33.3%	-13
Child in Need of Services/Supervision	18	▼		0
Custody and Visitation	396	▼	+11.5%	+41
Delinquency	182	▲	+33.8%	+46

* Compared to same time period as previous year
 2/15/2024 10:11:50AM

** Case Type Categories are defined in the 2017 Virginia Judicial Workload Assessment
 Source: SCV-SQL-Information

Juvenile Miscellaneous	9	▼	+50.0%	+3
Other	177	▲	+1.1%	+2
Protective Orders	83	▲	+25.8%	+17
Support	175	▲	+16.7%	+25
Traffic	71	▼	-9.0%	-7
GRAND TOTAL	1,586	▲	9.2%	+133

2024 Overall GRAND TOTAL		Distribution of Caseload		Change*		Percentage (%) of Caseload			
122	-17 -12.2%	Adult	63 52%	-18.2%	▼	-14	Adult	55.4%	51.6%
2024		Juvenile	59 48%	-4.8%	▼	-3	Juvenile	44.6%	48.4%
2023		GRAND TOTAL	122 100%	-12.2%	▼	-17	GRAND TOTAL	100%	100%

Dispositions by Division & Code

Division	Case Type Description	Code	Summary	Change	% Change	Absolute Change
Adult	Misdemeanor	CM	22	▼	-12.0%	-3
	Other	OT	10	▼	-28.6%	-4
	Felony	CF	9	▲	+200.0%	+6
	Show Cause	SC	8	▼	-33.3%	-4
	Civil Support	VS	6	▼	-40.0%	-4
	Family Abuse - Protective Order	FP	5	▲	+66.7%	+2
	Capias	CA	2	▼	-77.8%	-7
	Remand Support	RS	1	▲	-	+1
	Non-Family Abuse Protective Order	AP	0	▼	-100.0%	-1
	Total			63	▼	-18.2%
Juvenile	Custody Visitation	CV	39	▲	+2.6%	+1
	Misdemeanor	DM	5	▲	+66.7%	+2
	Remand Visitation	RV	4	▲	+33.3%	+1
	Remand Custody	RC	3	↔	-	-
	Foster Care Review	FC	2	▲	-	+2
	Abuse and Neglect	AN	1	▲	-	+1
	Emergency Custody Order	EC	1	▲	-	+1
	Felony	DF	1	▲	-	+1
	Initial Foster Care	IF	1	▲	-	+1
	Permanency Planning	PH	1	▲	-	+1
	Traffic	T	1	▼	-66.7%	-2
	Emancipation	EP	0	▼	-100.0%	-1
	Paternity	PT	0	▼	-100.0%	-1
	Show Cause	SC	0	▼	-100.0%	-2
	Status	ST	0	▼	-100.0%	-5
	Temporary Detention Order	TD	0	▼	-100.0%	-2
	Voluntary Continuing Services and Support Agree	VA	0	▼	-100.0%	-1
	Total			59	▼	-4.8%
GRAND TOTAL			122	▼	-12.2%	-17

Dispositions by Major Case Category**

Category	Summary	Change	% Change	Absolute Change
Adult Criminal	36	▲	-20.0%	-9
Child Dependency	5	▲	+400.0%	+4
Custody and Visitation	39	▼	-	0
Delinquency	6	▲	+20.0%	+1
Juvenile Miscellaneous	0	▼	-100.0%	-6
Other	19	▲	-13.6%	-3
Protective Orders	5	▼	+25.0%	+1
Support	11	▼	-21.4%	-3
Traffic	1	▼	-66.7%	-2
GRAND TOTAL	122	▼	-12.2%	-17

* Compared to same time period as previous year
 2/15/2024 10:11:50AM

** Case Type Categories are defined in the 2017 Virginia Judicial Workload Assessment
 Source: SCV-SQL-Information

2024 Overall GRAND TOTAL		Distribution of Caseload		Change*		Percentage (%) of Caseload			
71	+17 31.5%	Adult	40	56%	135.3% ▲	+23	Adult	31.5%	56.3%
2024		Juvenile	31	44%	-16.2% ▼	-6	Juvenile	68.5%	43.7%
2023		GRAND TOTAL	71	100%	31.5% ▲	+17	GRAND TOTAL	100%	100%

Dispositions by Division & Code

Division	Case Type Description	Code	Summary	Change	% Change	Absolute Change
Adult	Other	OT	10	▲	+233.3%	+7
	Misdemeanor	CM	8	▲	+33.3%	+2
	Show Cause	SC	7	▲	+600.0%	+6
	Civil Support	VS	6	▲	+20.0%	+1
	Family Abuse - Protective Order	FP	5	▲	-	+5
	Capias	CA	2	▲	-	+2
	Felony	CF	2	▲	+100.0%	+1
	Non-Family Abuse Protective Order	AP	0	▼	-100.0%	-1
	Total		40	▲	135.3%	+23
Juvenile	Misdemeanor	DM	12	▼	-7.7%	-1
	Felony	DF	8	▲	+14.3%	+1
	Custody Visitation	CV	5	▼	-44.4%	-4
	Traffic	T	3	▲	+50.0%	+1
	Paternity	PT	2	▲	+100.0%	+1
	Truancy	TR	1	▼	-50.0%	-1
	Initial Foster Care	IF	0	▼	-100.0%	-2
	Temporary Detention Order	TD	0	▼	-100.0%	-1
Total		31	▼	-16.2%	-6	
GRAND TOTAL			71	▲	31.5%	+17

Dispositions by Major Case Category**

Category	Summary	Change	% Change	Absolute Change
Adult Criminal	17	▲	+112.5%	+9
Child Dependency	0	▼	-100.0%	-2
Child in Need of Services/Supervision	1	▼	-50.0%	-1
Custody and Visitation	7	▲	-30.0%	-3
Delinquency	20	▲		0
Other	10	▲	+150.0%	+6
Protective Orders	5	▲	+400.0%	+4
Support	8	▲	+60.0%	+3
Traffic	3	▲	+50.0%	+1
GRAND TOTAL	71	▲	31.5%	+17

* Compared to same time period as previous year
 2/15/2024 10:11:50AM

** Case Type Categories are defined in the 2017 Virginia Judicial Workload Assessment
 Source: SCV-SQL-Information