

2024 Overall GRAND TOTAL		Distribution of Caseload			Change*		Percentage (%) of Caseload		
221,022	-1,250 -0.6%	Adult	114,837	52%	-0.8% ▼	-972	Adult	52.1%	52.0%
		Juvenile	106,185	48%	-0.3% ▼	-278	Juvenile	47.9%	48.0%
		GRAND TOTAL	221,022	100%	-0.6% ▼	-1,250	GRAND TOTAL	100%	100%

Dispositions by Division & Code

Division	Case Type Description	Code	Summary	Change	% Change	Absolute Change
Adult	Misdemeanor	CM	26,075	▲	+0.3%	+72
	Civil Support	VS	20,646	▼	-0.2%	-41
	Show Cause	SC	19,562	▼	-0.7%	-143
	Other	OT	19,185	▼	-7.0%	-1,451
	Family Abuse - Protective Order	FP	8,432	▼	-0.4%	-32
	Capias	CA	8,308	▲	+2.6%	+210
	Felony	CF	8,162	▲	+3.3%	+259
	Remand Support	RS	1,820	▲	+13.4%	+215
	Motion - Protective Order	MP	1,114	▼	-4.3%	-50
	Non-Family Abuse Protective Order	AP	733	▲	+1.1%	+8
	Violation of Protective Order	PV	504	▼	-8.4%	-46
	Protective Order	PC	105	▲	+26.5%	+22
	Restricted License for Non-Support	SL	85	↔		-
	Bond Forfeiture	BF	50	▼	-3.8%	-2
	Violation Family Abuse Protective Order	PS	30	▲	+7.1%	+2
	Criminal Support	CS	12	▼	-25.0%	-4
	Emergency Custody Order	EC	7	▲	-	+7
	Return of Desposit (Bondsman)	RD	4	▲	-	+4
	Emergency Substantial Risk Order	SR	1	▼	-75.0%	-3
	Mental Commitment	MC	1	▲	-	+1
Temporary Detention Order	TD	1	↔		-	
	Total		114,837	▼	-0.8%	-972
Juvenile	Custody Visitation	CV	58,301	▼	-5.5%	-3,375
	Misdemeanor	DM	11,111	▲	+18.3%	+1,717
	Traffic	T	5,336	▲	+0.6%	+30
	Felony	DF	4,068	▲	+13.8%	+494
	Status	ST	2,849	▼	-7.5%	-232
	Abuse and Neglect	AN	2,642	▼	-4.9%	-137
	Remand Custody	RC	2,502	▲	+6.2%	+147
	Remand Visitation	RV	2,285	▲	+13.1%	+264
	Permanency Planning	PH	2,098	▲	+2.6%	+54
	Foster Care Review	FC	1,890	▼	-0.5%	-9
	Paternity	PT	1,837	▼	-5.4%	-104
	Truancy	TR	1,416	▲	+21.2%	+248
	Initial Foster Care	IF	1,102	▲	+9.7%	+97
	Terminate Parental Rights	TP	1,034	▲	+15.4%	+138
	Non-Family Abuse Protective Order	AP	939	▲	+9.1%	+78
	Motion - Protective Order	MP	935	▼	-3.5%	-34
	Show Cause	SC	840	▲	+11.7%	+88
	Temporary Detention Order	TD	723	▼	-19.3%	-173
	Special Immigrant Juvenile Status	SI	704	▲	+63.3%	+273
	Child In Need of Services	CS	668	▲	+5.2%	+33
	Civil Violation	CI	495	▲	+41.8%	+146
	Mental Commitment	MC	460	▼	-15.3%	-83
	Other	OT	359	▲	+13.6%	+43
	Emergency Custody Order	EC	332	▼	-23.9%	-104
	Voluntary Continuing Services and Support Agree	VA	320	▲	+19.0%	+51
	Capias	CA	239	▲	+32.8%	+59
	Relief of Custody	CR	209	▲	+25.1%	+42
	Entrustment	ET	195	▲	+58.5%	+72
	Child at Risk	RI	151	▲	+16.2%	+21
	Family Abuse - Protective Order	FP	101	▲	+40.3%	+29
	Emancipation	EP	22	▼	-24.1%	-7

* Compared to same time period as previous year

** Case Type Categories are defined in the 2017 Virginia Judicial Workload Assessment




			Summary	Change	% Change	Absolute Change
Juvenile	Juvenile Support	JS	7	▲	+75.0%	+3
	Protective Order	PC	3	▼	-25.0%	-1
	Qualified Residential Treatment	QR	3	▼	-98.0%	-145
	Restoration of Parental Rights	RR	3	▼	-25.0%	-1
	Violation Family Abuse Protective Order	PS	3	▲	+50.0%	+1
	Restricted Operators License	RL	2	▲	+100.0%	+1
	Violation of Protective Order	PV	1	▼	-66.7%	-2
	Total			106,185	▼	-0.3%
GRAND TOTAL			221,022	▼	-0.6%	-1,250

Dispositions by Major Case Category**

Category	Summary	Change	% Change	Absolute Change	
Adult Criminal	54,527	▲	+0.7%	+378	
Child Dependency	9,644	▲	+1.9%	+184	
Child in Need of Services/Supervision	2,190	▲	+16.3%	+307	
Custody and Visitation	60,151	▲	-5.5%	-3,470	
Delinquency	16,146	▲	+16.8%	+2,321	
Juvenile Miscellaneous	2,878	▲	-7.5%	-233	
New to Workload Study	1,200	▲	+53.1%	+416	
Other	27,675	▲	-3.9%	-1,137	
Protective Orders	12,254	▲	0.0%	-1	
Support	29,019	▲	-0.2%	-46	
Traffic	5,338	▲	+0.6%	+31	
GRAND TOTAL		221,022	▼	-0.6%	-1,250

* Compared to same time period as previous year
 7/11/2024 12:31:58PM

** Case Type Categories are defined in the 2017 Virginia Judicial Workload Assessment
 Source: SCV-SQL-Information

2024 Overall GRAND TOTAL		Distribution of Caseload			Change*		Percentage (%) of Caseload		
7,774	-396 -4.8%	Adult	4,438	57%	3.4% ▲	+148	Adult	52.5%	57.1%
2024 		Juvenile	3,336	43%	-14.0% ▼	-544	Juvenile	47.5%	42.9%
2023 		GRAND TOTAL	7,774	100%	-4.8% ▼	-396	GRAND TOTAL	100%	100%

Dispositions by Division & Code

Division	Case Type Description	Code	Summary	Change	% Change	Absolute Change	
Adult	Misdemeanor	CM	998	▲	+5.1%	+48	
	Civil Support	VS	764	▼	-3.9%	-31	
	Show Cause	SC	756	▼	-12.1%	-104	
	Other	OT	627	▲	+22.2%	+114	
	Felony	CF	319	▲	+16.4%	+45	
	Remand Support	RS	293	▲	+35.6%	+77	
	Capias	CA	278	▼	-3.5%	-10	
	Family Abuse - Protective Order	FP	262	▼	-6.8%	-19	
	Non-Family Abuse Protective Order	AP	85	▲	+34.9%	+22	
	Motion - Protective Order	MP	35	▲	+2.9%	+1	
	Violation Family Abuse Protective Order	PS	11	▲	-	+11	
	Violation of Protective Order	PV	8	▼	-42.9%	-6	
	Restricted License for Non-Support	SL	2	▲	+100.0%	+1	
	Protective Order	PC	0	▼	-100.0%	-1	
	Total		4,438	▲	3.4%	+148	
Juvenile	Custody Visitation	CV	2,196	▼	-22.3%	-629	
	Misdemeanor	DM	227	▲	+40.1%	+65	
	Remand Custody	RC	213	▲	+6.0%	+12	
	Felony	DF	158	▲	+22.5%	+29	
	Remand Visitation	RV	119	▼	-7.8%	-10	
	Non-Family Abuse Protective Order	AP	66	▲	+8.2%	+5	
	Truancy	TR	62	▲	+29.2%	+14	
	Traffic	T	58	▲	+13.7%	+7	
	Paternity	PT	47	▼	-24.2%	-15	
	Other	OT	32	▲	+77.8%	+14	
	Show Cause	SC	27	▲	+107.7%	+14	
	Abuse and Neglect	AN	17	▼	-32.0%	-8	
	Foster Care Review	FC	17	▲	+21.4%	+3	
	Permanency Planning	PH	15	▼	-42.3%	-11	
	Status	ST	13	▲	+116.7%	+7	
	Terminate Parental Rights	TP	10	▼	-33.3%	-5	
	Motion - Protective Order	MP	9	▼	-18.2%	-2	
	Child In Need of Services	CS	8	▲	+33.3%	+2	
	Mental Commitment	MC	8	▼	-33.3%	-4	
	Temporary Detention Order	TD	7	▼	-61.1%	-11	
	Emergency Custody Order	EC	6	▼	-75.0%	-18	
	Relief of Custody	CR	6	▲	+100.0%	+3	
	Civil Violation	CI	5	▲	+66.7%	+2	
	Initial Foster Care	IF	4	▼	-60.0%	-6	
	Special Immigrant Juvenile Status	SI	3	▲	+50.0%	+1	
	Voluntary Continuing Services and Support Agree	VA	3	▲	+50.0%	+1	
	Capias	CA	0	▼	-100.0%	-1	
	Family Abuse - Protective Order	FP	0	▼	-100.0%	-3	
		Total		3,336	▼	-14.0%	-544
	GRAND TOTAL			7,774	▼	-4.8%	-396

* Compared to same time period as previous year

** Case Type Categories are defined in the 2017 Virginia Judicial Workload Assessment

Dispositions by Major Case Category**

Category	Summary	Change	% Change	Absolute Change
Adult Criminal	2,112	▲	-0.1%	-3
Child Dependency	72	▲	-24.2%	-23
Child in Need of Services/Supervision	72	▲	+28.6%	+16
Custody and Visitation	2,243	▼	-22.3%	-645
Delinquency	410	▲	+35.8%	+108
Juvenile Miscellaneous	13	▲	+116.7%	+7
New to Workload Study	8	▲	+60.0%	+3
Other	1,305	▲	+15.4%	+174
Protective Orders	457	▼	+0.9%	+4
Support	1,024	▲	-4.1%	-44
Traffic	58	▲	+13.7%	+7
GRAND TOTAL	7,774	▼	-4.8%	-396

* Compared to same time period as previous year
 7/11/2024 12:31:58PM

** Case Type Categories are defined in the 2017 Virginia Judicial Workload Assessment
 Source: SCV-SQL-Information

2024 Overall GRAND TOTAL		Distribution of Caseload			Change*		Percentage (%) of Caseload		
14,180 +974 7.4% 	2024 2023	Adult	7,237	51%	3.9% ▲	+273	Adult	2023	2024
		Juvenile	6,943	49%	11.2% ▲	+701	Juvenile	47.3%	51.0%
GRAND TOTAL		14,180	100%	7.4% ▲	+974	GRAND TOTAL	100%	100%	

Dispositions by Division & Code

Division	Case Type Description	Code	Summary	Change	% Change	Absolute Change
Adult	Misdemeanor	CM	1,565	▲	+15.6%	+211
	Civil Support	VS	1,378	▼	-13.4%	-213
	Show Cause	SC	1,310	▲	+13.5%	+156
	Other	OT	1,067	▼	-13.6%	-168
	Remand Support	RS	557	▲	+254.8%	+400
	Family Abuse - Protective Order	FP	472	▼	-0.8%	-4
	Capias	CA	419	▲	-27.1%	-156
	Felony	CF	343	▲	+3.6%	+12
	Motion - Protective Order	MP	72	▲	+33.3%	+18
	Non-Family Abuse Protective Order	AP	28	▲	+27.3%	+6
	Violation of Protective Order	PV	16	▲	+128.6%	+9
	Bond Forfeiture	BF	6	▲	+20.0%	+1
	Restricted License for Non-Support	SL	2	▲	+100.0%	+1
	Mental Commitment	MC	1	▲	-	+1
	Return of Desposit (Bondsman)	RD	1	▲	-	+1
Criminal Support	CS	0	▼	-100.0%	-1	
Violation Family Abuse Protective Order	PS	0	▼	-100.0%	-1	
Total			7,237	▲	3.9%	+273
Juvenile	Custody Visitation	CV	3,487	▼	-12.6%	-503
	Remand Custody	RC	801	▲	+279.6%	+590
	Remand Visitation	RV	789	▲	+273.9%	+578
	Misdemeanor	DM	506	▲	+17.1%	+74
	Traffic	T	269	▼	-0.4%	-1
	Felony	DF	180	▼	-30.0%	-77
	Motion - Protective Order	MP	163	▼	-10.9%	-20
	Abuse and Neglect	AN	160	▲	+7.4%	+11
	Paternity	PT	93	▲	+82.4%	+42
	Foster Care Review	FC	76	▲	+35.7%	+20
	Permanency Planning	PH	71	▲	+1.4%	+1
	Non-Family Abuse Protective Order	AP	62	▲	+6.9%	+4
	Status	ST	62	▲	+31.9%	+15
	Show Cause	SC	42	▲	-10.6%	-5
	Terminate Parental Rights	TP	36	▼	-7.7%	-3
	Truancy	TR	34	▲	+183.3%	+22
	Initial Foster Care	IF	33	▼	-10.8%	-4
	Civil Violation	CI	21	▼	-4.5%	-1
	Other	OT	16	▼	-20.0%	-4
	Child In Need of Services	CS	8	▼	-38.5%	-5
	Capias	CA	6	▼	-66.7%	-12
	Family Abuse - Protective Order	FP	6	↔	-	-
	Relief of Custody	CR	5	▲	+66.7%	+2
	Special Immigrant Juvenile Status	SI	5	▲	+400.0%	+4
	Emancipation	EP	4	▲	+100.0%	+2
	Entrustment	ET	4	▼	-55.6%	-5
	Voluntary Continuing Services and Support Agree	VA	3	▼	-72.7%	-8
	Temporary Detention Order	TD	1	▼	-80.0%	-4
	Mental Commitment	MC	0	▼	-100.0%	-9
	Qualified Residential Treatment	QR	0	▼	-100.0%	-1
	Violation Family Abuse Protective Order	PS	0	▼	-100.0%	-1
	Violation of Protective Order	PV	0	▼	-100.0%	-1
Total			6,943	▲	11.2%	+701

* Compared to same time period as previous year
 7/11/2024 12:31:58PM

** Case Type Categories are defined in the 2017 Virginia Judicial Workload Assessment
 Source: SCV-SQL-Information

	Summary	Change	% Change	Absolute Change
GRAND TOTAL	14,180	▲	7.4%	+974

Dispositions by Major Case Category**

Category	Summary	Change	% Change	Absolute Change
Adult Criminal	3,304	▲	+8.6%	+263
Child Dependency	388	▼	+3.5%	+13
Child in Need of Services/Supervision	56	▲	+80.6%	+25
Custody and Visitation	3,580	▲	-11.4%	-461
Delinquency	720	▼	-4.0%	-30
Juvenile Miscellaneous	66	▲	+34.7%	+17
New to Workload Study	26	▲	+13.0%	+3
Other	3,233	▲	+74.9%	+1,385
Protective Orders	803	▲	+0.5%	+4
Support	1,735	▲	-12.3%	-244
Traffic	269	▼	-0.4%	-1
GRAND TOTAL	14,180	▲	7.4%	+974

* Compared to same time period as previous year
 7/11/2024 12:31:58PM

** Case Type Categories are defined in the 2017 Virginia Judicial Workload Assessment
 Source: SCV-SQL-Information

2024 Overall GRAND TOTAL		Distribution of Caseload			Change*		Percentage (%) of Caseload		
4,844	-14 -0.3%	Adult	3,007	62%	-5.1% ▼	-161	Adult	65.2%	62.1%
2024		Juvenile	1,837	38%	8.7% ▲	+147	Juvenile	34.8%	37.9%
2023		GRAND TOTAL	4,844	100%	-0.3% ▼	-14	GRAND TOTAL	100%	100%

Dispositions by Division & Code

Division	Case Type Description	Code	Summary	Change	% Change	Absolute Change	
Adult	Show Cause	SC	682	▲	+7.9%	+50	
	Misdemeanor	CM	619	▼	-11.2%	-78	
	Civil Support	VS	523	▼	-6.4%	-36	
	Other	OT	487	▼	-10.3%	-56	
	Capias	CA	270	▲	+22.7%	+50	
	Family Abuse - Protective Order	FP	176	▲	+7.3%	+12	
	Felony	CF	132	▼	-43.3%	-101	
	Non-Family Abuse Protective Order	AP	49	▼	-9.3%	-5	
	Remand Support	RS	39	▲	+5.4%	+2	
	Motion - Protective Order	MP	23	▼	-8.0%	-2	
	Restricted License for Non-Support	SL	4	▲	+300.0%	+3	
	Violation of Protective Order	PV	2	▲	+100.0%	+1	
	Bond Forfeiture	BF	1	▲	-	+1	
	Protective Order	PC	0	▼	-100.0%	-2	
	Total		3,007	▼	-5.1%	-161	
Juvenile	Custody Visitation	CV	1,326	▲	+6.7%	+83	
	Misdemeanor	DM	150	▲	+30.4%	+35	
	Felony	DF	73	▲	+9.0%	+6	
	Paternity	PT	59	▲	+11.3%	+6	
	Remand Custody	RC	49	▼	-7.5%	-4	
	Remand Visitation	RV	49	▼	-7.5%	-4	
	Non-Family Abuse Protective Order	AP	26	▲	+18.2%	+4	
	Traffic	T	22	▲	+4.8%	+1	
	Status	ST	20	▲	+233.3%	+14	
	Family Abuse - Protective Order	FP	10	▲	-	+10	
	Emergency Custody Order	EC	8	▲	+33.3%	+2	
	Permanency Planning	PH	8	▼	-27.3%	-3	
	Foster Care Review	FC	6	▼	-33.3%	-3	
	Civil Violation	CI	5	▲	+66.7%	+2	
	Show Cause	SC	5	▼	-	-	
	Abuse and Neglect	AN	4	▲	+300.0%	+3	
	Initial Foster Care	IF	4	▲	+100.0%	+2	
	Mental Commitment	MC	3	↔	-	-	
	Temporary Detention Order	TD	3	▼	-25.0%	-1	
	Motion - Protective Order	MP	2	↔	-	-	
	Terminate Parental Rights	TP	2	▲	-	+2	
	Voluntary Continuing Services and Support Agree	VA	2	↔	-	-	
	Child In Need of Services	CS	1	▼	-66.7%	-2	
	Other	OT	0	▼	-100.0%	-5	
	Relief of Custody	CR	0	▼	-100.0%	-1	
		Total		1,837	▲	8.7%	+147
		GRAND TOTAL		4,844	▼	-0.3%	-14

Dispositions by Major Case Category**

Category	Summary	Change	% Change	Absolute Change
Adult Criminal	1,490	▲	-3.9%	-60
Child Dependency	26	▲	-	0
Child in Need of Services/Supervision	1	▼	-75.0%	-3
Custody and Visitation	1,385	▲	+6.9%	+89

* Compared to same time period as previous year
 7/11/2024 12:31:58PM

** Case Type Categories are defined in the 2017 Virginia Judicial Workload Assessment
 Source: SCV-SQL-Information

CPSS - JCMS CASELOAD STATISTICS OF THE JUVENILE & DOMESTIC RELATIONS DISTRICT COURTS
 January 2024 thru June 2024 Dispositions (Compared to January 2023 thru June 2023)

Portsmouth

District: 3 FIPS: 740

Delinquency	228	▲	+22.6%	+42
Juvenile Miscellaneous	20	▲	+233.3%	+14
New to Workload Study	5	▲	+66.7%	+2
Other	638	▼	-9.4%	-66
Protective Orders	286	▲	+7.1%	+19
Support	743	▲	-6.5%	-52
Traffic	22	▲	+4.8%	+1
GRAND TOTAL	4,844	▼	-0.3%	-14

2024 Overall GRAND TOTAL		Distribution of Caseload			Change*		Percentage (%) of Caseload		
8,731 	+339	Adult	5,268	60%	10.1% ▲	+483	Adult	57.0%	60.3%
	4.0%	Juvenile	3,463	40%	-4.0% ▼	-144	Juvenile	43.0%	39.7%
GRAND TOTAL		GRAND TOTAL	8,731	100%	4.0% ▲	+339	GRAND TOTAL	100%	100%

Dispositions by Division & Code

Division	Case Type Description	Code	Summary	Change	% Change	Absolute Change	
Adult	Misdemeanor	CM	1,406	▲	+20.7%	+241	
	Other	OT	1,081	▲	+12.0%	+116	
	Civil Support	VS	940	▲	+4.4%	+40	
	Show Cause	SC	717	▲	+4.4%	+30	
	Capias	CA	438	▲	+29.6%	+100	
	Family Abuse - Protective Order	FP	330	▲	+15.0%	+43	
	Felony	CF	258	▼	-16.5%	-51	
	Remand Support	RS	31	▼	-32.6%	-15	
	Non-Family Abuse Protective Order	AP	25	▼	-30.6%	-11	
	Motion - Protective Order	MP	21	▼	-32.3%	-10	
	Protective Order	PC	15	▲	+200.0%	+10	
	Violation of Protective Order	PV	5	▼	-64.3%	-9	
	Violation Family Abuse Protective Order	PS	1	▲	-	+1	
	Bond Forfeiture	BF	0	▼	-100.0%	-2	
Total			5,268	▲	10.1%	+483	
Juvenile	Custody Visitation	CV	1,942	▲	+0.3%	+6	
	Misdemeanor	DM	271	▼	-5.9%	-17	
	Felony	DF	198	▼	-19.5%	-48	
	Abuse and Neglect	AN	152	▼	-41.8%	-109	
	Non-Family Abuse Protective Order	AP	92	▲	+50.8%	+31	
	Mental Commitment	MC	89	▲	+12.7%	+10	
	Permanency Planning	PH	85	▼	-13.3%	-13	
	Paternity	PT	80	↔	-	-	
	Foster Care Review	FC	71	▼	-1.4%	-1	
	Status	ST	67	▲	-15.2%	-12	
	Remand Custody	RC	49	▼	-27.9%	-19	
	Other	OT	48	▲	+29.7%	+11	
	Remand Visitation	RV	47	▼	-32.9%	-23	
	Traffic	T	47	▲	+2.2%	+1	
	Terminate Parental Rights	TP	44	▲	+214.3%	+30	
	Initial Foster Care	IF	40	▼	-32.2%	-19	
	Show Cause	SC	30	▲	+20.0%	+5	
	Emergency Custody Order	EC	24	▲	+84.6%	+11	
	Motion - Protective Order	MP	21	▲	+16.7%	+3	
	Relief of Custody	CR	20	▲	+33.3%	+5	
	Child In Need of Services	CS	18	▲	+63.6%	+7	
	Temporary Detention Order	TD	14	▼	-22.2%	-4	
	Family Abuse - Protective Order	FP	6	▲	+50.0%	+2	
	Voluntary Continuing Services and Support Agreem	VA	4	▼	-42.9%	-3	
	Capias	CA	2	▲	+100.0%	+1	
	Special Immigrant Juvenile Status	SI	1	▲	-	+1	
	Truancy	TR	1	▲	-	+1	
	Emancipation	EP	0	▼	-100.0%	-1	
	Total			3,463	▼	-4.0%	-144
	GRAND TOTAL			8,731	▲	4.0%	+339

Dispositions by Major Case Category**

Category	Summary	Change	% Change	Absolute Change
Adult Criminal	2,540	▲	+15.3%	+338
Child Dependency	416	▲	-20.9%	-110
Child in Need of Services/Supervision	32	▲	+28.0%	+7
Custody and Visitation	2,022	▲	+0.3%	+6
Delinquency	488	▲	-10.6%	-58
Juvenile Miscellaneous	67	▼	-16.3%	-13
New to Workload Study	1	▲	-	+1
Other	1,383	▲	+6.7%	+87
Protective Orders	495	▲	+13.3%	+58
Support	1,240	▲	+1.8%	+22
Traffic	47	▲	+2.2%	+1
GRAND TOTAL	8,731	▲	4.0%	+339

* Compared to same time period as previous year
 7/11/2024 12:31:58PM

** Case Type Categories are defined in the 2017 Virginia Judicial Workload Assessment
 Source: SCV-SQL-Information

2024 Overall GRAND TOTAL		Distribution of Caseload		Change*		Percentage (%) of Caseload		
450	-32 -6.6%	Adult	250 56%	3.3% ▲	+8	Adult	2023 50.2%	2024 55.6%
2024		Juvenile	200 44%	-16.7% ▼	-40	Juvenile	49.8%	44.4%
2023		GRAND TOTAL	450 100%	-6.6% ▼	-32	GRAND TOTAL	100%	100%

Dispositions by Division & Code

Division	Case Type Description	Code	Summary	Change	% Change	Absolute Change
Adult	Misdemeanor	CM	67	▲	+26.4%	+14
	Other	OT	65	▲	+16.1%	+9
	Show Cause	SC	34	▼	-10.5%	-4
	Civil Support	VS	29	▼	-40.8%	-20
	Felony	CF	20	▲	+100.0%	+10
	Capias	CA	18	▲	+38.5%	+5
	Family Abuse - Protective Order	FP	12	▼	-25.0%	-4
	Remand Support	RS	3	▲	+50.0%	+1
	Motion - Protective Order	MP	1	▼	-75.0%	-3
	Non-Family Abuse Protective Order	AP	1	↔		-
	Total		250	▲	3.3%	+8
Juvenile	Custody Visitation	CV	101	▼	-27.3%	-38
	Misdemeanor	DM	25	▲	+38.9%	+7
	Felony	DF	11	▼	-15.4%	-2
	Abuse and Neglect	AN	9	▼	-10.0%	-1
	Foster Care Review	FC	8	▼	-11.1%	-1
	Permanency Planning	PH	8	↔		-
	Remand Custody	RC	5	↔		-
	Remand Visitation	RV	5	↔		-
	Non-Family Abuse Protective Order	AP	4	▲	+300.0%	+3
	Status	ST	4	▲	+300.0%	+3
	Traffic	T	4	▼	-63.6%	-7
	Truancy	TR	3	▲	+200.0%	+2
	Emergency Custody Order	EC	2	↔		-
	Paternity	PT	2	↔		-
	Terminate Parental Rights	TP	2	▼	-33.3%	-1
	Civil Violation	CI	1	▲	-	+1
	Initial Foster Care	IF	1	▼	-50.0%	-1
	Other	OT	1	▲	-	+1
	Relief of Custody	CR	1	▲	-	+1
	Show Cause	SC	1	▲	-66.7%	-2
	Temporary Detention Order	TD	1	▼	-75.0%	-3
	Voluntary Continuing Services and Support Agreem	VA	1	↔		-
	Family Abuse - Protective Order	FP	0	▼	-100.0%	-1
	Qualified Residential Treatment	QR	0	▼	-100.0%	-1
		Total		200	▼	-16.7%
GRAND TOTAL			450	▼	-6.6%	-32

Dispositions by Major Case Category**

Category	Summary	Change	% Change	Absolute Change
Adult Criminal	129	▲	+25.2%	+26
Child Dependency	30	▲	-11.8%	-4
Child in Need of Services/Supervision	4	▲	+300.0%	+3
Custody and Visitation	103	▼	-27.0%	-38
Delinquency	36	▼	+5.9%	+2
Juvenile Miscellaneous	4	▲	+300.0%	+3
New to Workload Study	1	▲	-	+1
Other	82	▲	+10.8%	+8

* Compared to same time period as previous year
 7/11/2024 12:31:58PM

** Case Type Categories are defined in the 2017 Virginia Judicial Workload Assessment
 Source: SCV-SQL-Information

CPSS - JCMS CASELOAD STATISTICS OF THE JUVENILE & DOMESTIC RELATIONS DISTRICT COURTS
 January 2024 thru June 2024 Dispositions (Compared to January 2023 thru June 2023)

Protective Orders	18	▲	-21.7%	-5
Support	39	▼	-35.0%	-21
Traffic	4	▼	-63.6%	-7
GRAND TOTAL	450	▼	-6.6%	-32

* Compared to same time period as previous year
 7/11/2024 12:31:58PM

** Case Type Categories are defined in the 2017 Virginia Judicial Workload Assessment
 Source: SCV-SQL-Information

2024 Overall GRAND TOTAL		Distribution of Caseload		Change*		Percentage (%) of Caseload		
924	+133 16.8%	Adult	549 59%	43.3% ▲	+166	Adult	48.4%	59.4%
2024		Juvenile	375 41%	-8.1% ▼	-33	Juvenile	51.6%	40.6%
2023		GRAND TOTAL	924 100%	16.8% ▲	+133	GRAND TOTAL	100%	100%

Dispositions by Division & Code

Division	Case Type Description	Code	Summary	Change	% Change	Absolute Change
Adult	Misdemeanor	CM	126	▲	+103.2%	+64
	Show Cause	SC	104	▲	+25.3%	+21
	Civil Support	VS	95	▼	-8.7%	-9
	Other	OT	67	▲	+26.4%	+14
	Family Abuse - Protective Order	FP	48	▲	+84.6%	+22
	Capias	CA	39	▲	+62.5%	+15
	Felony	CF	37	▲	+76.2%	+16
	Remand Support	RS	14	▲	+100.0%	+7
	Motion - Protective Order	MP	11	▲	+266.7%	+8
	Non-Family Abuse Protective Order	AP	7	▲	-	+7
	Violation Family Abuse Protective Order	PS	1	▲	-	+1
	Total		549	▲	43.3%	+166
Juvenile	Custody Visitation	CV	255	▼	-11.1%	-32
	Misdemeanor	DM	20	▼	-13.0%	-3
	Remand Custody	RC	18	▲	+12.5%	+2
	Remand Visitation	RV	18	▲	+12.5%	+2
	Traffic	T	17	▼	-19.0%	-4
	Paternity	PT	10	▲	+66.7%	+4
	Truancy	TR	7	▲	-	+7
	Felony	DF	5	▼	-54.5%	-6
	Temporary Detention Order	TD	4	▼	-33.3%	-2
	Terminate Parental Rights	TP	4	▲	+100.0%	+2
	Foster Care Review	FC	3	▲	+200.0%	+2
	Permanency Planning	PH	3	▼	-50.0%	-3
	Voluntary Continuing Services and Support Agree	VA	3	▲	-	+3
	Emergency Custody Order	EC	2	▲	-	+2
	Status	ST	2	▼	-33.3%	-1
	Initial Foster Care	IF	1	↔	-	-
	Non-Family Abuse Protective Order	AP	1	▼	-50.0%	-1
	Relief of Custody	CR	1	↔	-	-
	Show Cause	SC	1	▲	-	+1
	Abuse and Neglect	AN	0	▼	-100.0%	-4
Child In Need of Services	CS	0	▼	-100.0%	-2	
	Total		375	▼	-8.1%	-33
GRAND TOTAL			924	▲	16.8%	+133

Dispositions by Major Case Category**

Category	Summary	Change	% Change	Absolute Change
Adult Criminal	268	▲	+62.4%	+103
Child Dependency	15	▲	-	0
Child in Need of Services/Supervision	7	▲	+250.0%	+5
Custody and Visitation	265	▲	-9.6%	-28
Delinquency	26	▲	-23.5%	-8
Juvenile Miscellaneous	2	▼	-33.3%	-1
Other	123	▲	+25.5%	+25
Protective Orders	67	▲	+116.1%	+36
Support	134	▲	+3.9%	+5
Traffic	17	▼	-19.0%	-4

* Compared to same time period as previous year
 7/11/2024 12:31:58PM

** Case Type Categories are defined in the 2017 Virginia Judicial Workload Assessment
 Source: SCV-SQL-Information

GRAND TOTAL

924

▲

16.8%

+133

2024 Overall GRAND TOTAL		Distribution of Caseload			Change*		Percentage (%) of Caseload		
452	-40 -8.1%	Adult	260	58%	-0.8% ▼	-2	Adult	53.3%	57.5%
2024		Juvenile	192	42%	-16.5% ▼	-38	Juvenile	46.7%	42.5%
2023		GRAND TOTAL	452	100%	-8.1% ▼	-40	GRAND TOTAL	100%	100%

Dispositions by Division & Code


Division	Case Type Description	Code	Summary	Change	% Change	Absolute Change
Adult	Civil Support	VS	50	▲	+22.0%	+9
	Other	OT	50	▲	+19.0%	+8
	Show Cause	SC	49	▼	-15.5%	-9
	Misdemeanor	CM	47	▲	+14.6%	+6
	Family Abuse - Protective Order	FP	23	▲	+35.3%	+6
	Capias	CA	11	▼	-47.6%	-10
	Remand Support	RS	10	▲	+25.0%	+2
	Felony	CF	8	▼	-72.4%	-21
	Motion - Protective Order	MP	6	▲	+500.0%	+5
	Violation of Protective Order	PV	4	↔		-
	Non-Family Abuse Protective Order	AP	2	▲	-	+2
		Total		260	▼	-0.8%
Juvenile	Custody Visitation	CV	100	▼	-25.4%	-34
	Remand Custody	RC	19	▲	+111.1%	+10
	Remand Visitation	RV	19	▲	+111.1%	+10
	Misdemeanor	DM	16	▼	-15.8%	-3
	Traffic	T	14	▼	-50.0%	-14
	Temporary Detention Order	TD	6	↔		-
	Emergency Custody Order	EC	4	▲	+33.3%	+1
	Non-Family Abuse Protective Order	AP	3	▲	+200.0%	+2
	Felony	DF	2	▼	-66.7%	-4
	Foster Care Review	FC	2	▲	-	+2
	Other	OT	2	▲	+100.0%	+1
	Paternity	PT	2	▼	-33.3%	-1
	Abuse and Neglect	AN	1	▼	-85.7%	-6
	Initial Foster Care	IF	1	▲	-	+1
	Permanency Planning	PH	1	▲	-	+1
	Child In Need of Services	CS	0	▼	-100.0%	-1
	Civil Violation	CI	0	▼	-100.0%	-2
	Relief of Custody	CR	0	▼	-100.0%	-1
		Total		192	▼	-16.5%
	GRAND TOTAL		452	▼	-8.1%	-40

Dispositions by Major Case Category**

Category	Summary	Change	% Change	Absolute Change	
Adult Criminal	103	▼	-23.7%	-32	
Child Dependency	5	▲	-37.5%	-3	
Child in Need of Services/Supervision	0	▼	-100.0%	-1	
Custody and Visitation	102	▼	-25.5%	-35	
Delinquency	18	▼	-28.0%	-7	
New to Workload Study	0	▼	-100.0%	-2	
Other	110	▲	+41.0%	+32	
Protective Orders	34	▲	+78.9%	+15	
Support	66	▲	+11.9%	+7	
Traffic	14	▼	-50.0%	-14	
	GRAND TOTAL		452	▼	-8.1%

* Compared to same time period as previous year
 7/11/2024 12:31:58PM

** Case Type Categories are defined in the 2017 Virginia Judicial Workload Assessment
 Source: SCV-SQL-Information

2024 Overall GRAND TOTAL		Distribution of Caseload		Change*		Percentage (%) of Caseload			
3,098	-1,098 -26.2%	Adult	1,700	55%	-24.5% ▼	-551	Adult	53.6%	54.9%
2024 		Juvenile	1,398	45%	-28.1% ▼	-547	Juvenile	46.4%	45.1%
2023		GRAND TOTAL	3,098	100%	-26.2% ▼	-1,098	GRAND TOTAL	100%	100%

Dispositions by Division & Code

Division	Case Type Description	Code	Summary	Change	% Change	Absolute Change
Adult	Civil Support	VS	375	▼	-10.5%	-44
	Show Cause	SC	374	▼	-8.6%	-35
	Misdemeanor	CM	308	▼	-17.2%	-64
	Other	OT	248	▼	-51.2%	-260
	Family Abuse - Protective Order	FP	129	▼	-6.5%	-9
	Capias	CA	99	▼	-9.2%	-10
	Felony	CF	91	▲	+11.0%	+9
	Remand Support	RS	56	▼	-72.4%	-147
	Motion - Protective Order	MP	14	▲	+55.6%	+5
	Violation of Protective Order	PV	3	▲	-	+3
	Non-Family Abuse Protective Order	AP	2	↔	-	-
	Restricted License for Non-Support	SL	1	▲	-	+1
		Total		1,700	▼	-24.5%
Juvenile	Custody Visitation	CV	757	▼	-0.4%	-3
	Misdemeanor	DM	157	▼	-11.8%	-21
	Remand Visitation	RV	81	▼	-67.7%	-170
	Remand Custody	RC	78	▼	-69.5%	-178
	Felony	DF	68	▼	-4.2%	-3
	Traffic	T	35	▲	+40.0%	+10
	Status	ST	33	▼	-28.3%	-13
	Non-Family Abuse Protective Order	AP	26	▲	+44.4%	+8
	Paternity	PT	26	▲	+13.0%	+3
	Emergency Custody Order	EC	22	▼	-79.8%	-87
	Foster Care Review	FC	18	▲	+200.0%	+12
	Temporary Detention Order	TD	18	▼	-84.3%	-97
	Initial Foster Care	IF	13	▲	+333.3%	+10
	Abuse and Neglect	AN	10	▲	+233.3%	+7
	Permanency Planning	PH	10	▼	-44.4%	-8
	Terminate Parental Rights	TP	10	▲	+66.7%	+4
	Other	OT	9	▼	-69.0%	-20
	Relief of Custody	CR	9	▲	+350.0%	+7
	Capias	CA	7	▲	+40.0%	+2
	Show Cause	SC	5	▲	+400.0%	+4
	Child In Need of Services	CS	2	▲	-	+2
	Family Abuse - Protective Order	FP	2	▼	-33.3%	-1
	Mental Commitment	MC	2	▼	-71.4%	-5
	Child at Risk	RI	0	▼	-100.0%	-4
	Motion - Protective Order	MP	0	▼	-100.0%	-2
	Voluntary Continuing Services and Support Agreem	VA	0	▼	-100.0%	-4
		Total		1,398	▼	-28.1%
	GRAND TOTAL		3,098	▼	-26.2%	-1,098

Dispositions by Major Case Category**

Category	Summary	Change	% Change	Absolute Change
Adult Criminal	745	▲	-6.9%	-55
Child Dependency	70	▲	+52.2%	+24
Child in Need of Services/Supervision	4	▲	-	+4
Custody and Visitation	783	▲		0
Delinquency	235	▲	-7.8%	-20

* Compared to same time period as previous year
 7/11/2024 12:31:58PM

** Case Type Categories are defined in the 2017 Virginia Judicial Workload Assessment
 Source: SCV-SQL-Information

CPSS - JCMS CASELOAD STATISTICS OF THE JUVENILE & DOMESTIC RELATIONS DISTRICT COURTS
 January 2024 thru June 2024 Dispositions (Compared to January 2023 thru June 2023)

Juvenile Miscellaneous	33	▼	-28.3%	-13
Other	514	▼	-65.2%	-964
Protective Orders	173	▼	+0.6%	+1
Support	506	▲	-14.4%	-85
Traffic	35	▲	+40.0%	+10
GRAND TOTAL	3,098	▼	-26.2%	-1,098

2024 Overall GRAND TOTAL		Distribution of Caseload		Change*		Percentage (%) of Caseload			
480 	+39	Adult	252	53%	17.2% ▲	+37	Adult	48.8%	52.5%
	8.8%	Juvenile	228	48%	0.9% ▲	+2	Juvenile	51.2%	47.5%
		GRAND TOTAL	480	100%	8.8% ▲	+39	GRAND TOTAL	100%	100%

Dispositions by Division & Code

Division	Case Type Description	Code	Summary	Change	% Change	Absolute Change
Adult	Misdemeanor	CM	78	▲	+81.4%	+35
	Other	OT	39	▼	+44.4%	+12
	Show Cause	SC	39	▲	-13.3%	-6
	Civil Support	VS	37	▼	-19.6%	-9
	Capias	CA	22	▲	+37.5%	+6
	Felony	CF	17	▲	+466.7%	+14
	Family Abuse - Protective Order	FP	12	▼	-62.5%	-20
	Non-Family Abuse Protective Order	AP	5	▲	-	+5
	Emergency Substantial Risk Order	SR	1	▲	-	+1
	Motion - Protective Order	MP	1	▼	-66.7%	-2
	Violation of Protective Order	PV	1	▲	-	+1
	Total		252	▲	17.2%	+37
Juvenile	Custody Visitation	CV	112	▼	-12.5%	-16
	Misdemeanor	DM	36	▼	-5.3%	-2
	Traffic	T	19	▼	-26.9%	-7
	Abuse and Neglect	AN	18	▲	+100.0%	+9
	Felony	DF	12	▲	+140.0%	+7
	Non-Family Abuse Protective Order	AP	5	▲	-	+5
	Paternity	PT	5	▲	+150.0%	+3
	Capias	CA	4	▲	+300.0%	+3
	Civil Violation	CI	3	▲	+50.0%	+1
	Foster Care Review	FC	3	▲	-	+3
	Permanency Planning	PH	3	▲	+50.0%	+1
	Initial Foster Care	IF	2	▼	-50.0%	-2
	Show Cause	SC	2	▼	-50.0%	-2
	Child In Need of Services	CS	1	▲	-	+1
	Emergency Custody Order	EC	1	▲	-	+1
	Remand Custody	RC	1	↔	-	-
	Remand Visitation	RV	1	↔	-	-
	Child at Risk	RI	0	▼	-100.0%	-1
	Family Abuse - Protective Order	FP	0	▼	-100.0%	-1
	Status	ST	0	▼	-100.0%	-1
	Total		228	▲	0.9%	+2
GRAND TOTAL			480	▲	8.8%	+39

Dispositions by Major Case Category**

Category	Summary	Change	% Change	Absolute Change
Adult Criminal	131	▲	+57.8%	+48
Child Dependency	26	▲	+62.5%	+10
Child in Need of Services/Supervision	1	▲	-	0
Custody and Visitation	117	▲	-10.0%	-13
Delinquency	54	▲	+14.9%	+7
Juvenile Miscellaneous	0	▼	-100.0%	-1
New to Workload Study	4	▲	+100.0%	+2
Other	42	▲	+44.8%	+13
Protective Orders	23	▲	-36.1%	-13
Support	63	▼	-10.0%	-7

* Compared to same time period as previous year
 7/11/2024 12:31:58PM

** Case Type Categories are defined in the 2017 Virginia Judicial Workload Assessment
 Source: SCV-SQL-Information

Traffic		19	▼	-26.9%	-7
	GRAND TOTAL	480	▲	8.8%	+39

2024 Overall GRAND TOTAL		Distribution of Caseload		Change*		Percentage (%) of Caseload		
345 +25 7.8% 	Adult	179	52%	13.3% ▲	+21	Adult	49.4%	51.9%
	Juvenile	166	48%	2.5% ▲	+4	Juvenile	50.6%	48.1%
GRAND TOTAL		345	100%	7.8% ▲	+25	GRAND TOTAL	100%	100%

Dispositions by Division & Code

Division	Case Type Description	Code	Summary	Change	% Change	Absolute Change
Adult	Misdemeanor	CM	49	▲	+81.5%	+22
	Show Cause	SC	33	▼	-19.5%	-8
	Civil Support	VS	27	▼	-12.9%	-4
	Other	OT	27	▲	+17.4%	+4
	Family Abuse - Protective Order	FP	14	▲	+100.0%	+7
	Capias	CA	13	▼	-27.8%	-5
	Felony	CF	9	▼	-10.0%	-1
	Non-Family Abuse Protective Order	AP	5	▲	-	+5
	Motion - Protective Order	MP	2	▲	-	+2
	Violation Family Abuse Protective Order	PS	0	▼	-100.0%	-1
Total			179	▲	13.3%	+21
Juvenile	Custody Visitation	CV	98	▲	+12.6%	+11
	Misdemeanor	DM	22	▲	+29.4%	+5
	Felony	DF	10	▲	+150.0%	+6
	Paternity	PT	6	↔	-	-
	Permanency Planning	PH	6	▲	+100.0%	+3
	Traffic	T	6	▼	-14.3%	-1
	Terminate Parental Rights	TP	5	▲	+66.7%	+2
	Status	ST	4	▲	-	+4
	Abuse and Neglect	AN	2	▼	-77.8%	-7
	Initial Foster Care	IF	2	▼	-77.8%	-7
	Civil Violation	CI	1	▲	-	+1
	Foster Care Review	FC	1	▼	-80.0%	-4
	Remand Custody	RC	1	▲	-	+1
	Show Cause	SC	1	▼	-66.7%	-2
	Voluntary Continuing Services and Support Agree	VA	1	↔	-	-
	Capias	CA	0	▼	-100.0%	-1
	Child In Need of Services	CS	0	▼	-100.0%	-1
	Non-Family Abuse Protective Order	AP	0	▼	-100.0%	-2
	Special Immigrant Juvenile Status	SI	0	▼	-100.0%	-1
	Temporary Detention Order	TD	0	▼	-100.0%	-1
Truancy	TR	0	▼	-100.0%	-2	
Total			166	▲	2.5%	+4
GRAND TOTAL			345	▲	7.8%	+25

Dispositions by Major Case Category**

Category	Summary	Change	% Change	Absolute Change
Adult Criminal	84	▼	+25.4%	+17
Child Dependency	17	▼	-43.3%	-13
Child in Need of Services/Supervision	0	▼	-100.0%	-3
Custody and Visitation	104	▲	+11.8%	+11
Delinquency	33	▲	+32.0%	+8
Juvenile Miscellaneous	4	▲	-	+4
New to Workload Study	1	▲	-	0
Other	28	▲	+16.7%	+4
Protective Orders	21	▲	+133.3%	+12
Support	47	▼	-23.0%	-14

* Compared to same time period as previous year
 7/11/2024 12:31:58PM

** Case Type Categories are defined in the 2017 Virginia Judicial Workload Assessment
 Source: SCV-SQL-Information

Traffic		6	▼	-14.3%	-1
	GRAND TOTAL	345	▲	7.8%	+25

2024 Overall GRAND TOTAL		Distribution of Caseload			Change*		Percentage (%) of Caseload		
261 	+20	Adult	132	51%	12.8% ▲	+15	Adult	48.5%	50.6%
	8.3%	Juvenile	129	49%	4.0% ▲	+5	Juvenile	51.5%	49.4%
		GRAND TOTAL	261	100%	8.3% ▲	+20	GRAND TOTAL	100%	100%

Dispositions by Division & Code

Division	Case Type Description	Code	Summary	Change	% Change	Absolute Change
Adult	Misdemeanor	CM	34	▲	+61.9%	+13
	Felony	CF	24	▲	+1,100.0%	+22
	Other	OT	24	▲	+60.0%	+9
	Civil Support	VS	22	▼	-8.3%	-2
	Show Cause	SC	16	▼	-36.0%	-9
	Family Abuse - Protective Order	FP	8	▲	+100.0%	+4
	Capias	CA	3	▼	-88.0%	-22
	Restricted License for Non-Support	SL	1	↔		-
Total			132	▲	12.8%	+15
Juvenile	Custody Visitation	CV	62	▲	+17.0%	+9
	Misdemeanor	DM	25	▲	+13.6%	+3
	Foster Care Review	FC	8	↔		-
	Felony	DF	7	▲	+40.0%	+2
	Traffic	T	7	▼	-30.0%	-3
	Emergency Custody Order	EC	4	▼	-42.9%	-3
	Status	ST	4	▲	+300.0%	+3
	Permanency Planning	PH	3	↔		-
	Temporary Detention Order	TD	3	▼	-40.0%	-2
	Abuse and Neglect	AN	2	↔		-
	Paternity	PT	2	▲	+100.0%	+1
	Non-Family Abuse Protective Order	AP	1	▲	-	+1
	Truancy	TR	1	▲	-	+1
	Child In Need of Services	CS	0	▼	-100.0%	-3
	Qualified Residential Treatment	QR	0	▼	-100.0%	-1
	Show Cause	SC	0	▼	-100.0%	-1
	Terminate Parental Rights	TP	0	▼	-100.0%	-2
Total			129	▲	4.0%	+5
GRAND TOTAL			261	▲	8.3%	+20

Dispositions by Major Case Category**

Category	Summary	Change	% Change	Absolute Change	
Adult Criminal	73	▲	+37.7%	+20	
Child Dependency	13	▼	-18.8%	-3	
Child in Need of Services/Supervision	1	▲	-66.7%	-2	
Custody and Visitation	64	▲	+18.5%	+10	
Delinquency	32	▼	+14.3%	+4	
Juvenile Miscellaneous	4	▲	+300.0%	+3	
Other	31	▲	+14.8%	+4	
Protective Orders	9	▲	+125.0%	+5	
Support	27	▼	-40.0%	-18	
Traffic	7	▼	-30.0%	-3	
GRAND TOTAL		261	▲	8.3%	+20

* Compared to same time period as previous year
 7/11/2024 12:31:58PM

** Case Type Categories are defined in the 2017 Virginia Judicial Workload Assessment
 Source: SCV-SQL-Information

2024 Overall GRAND TOTAL		Distribution of Caseload			Change*		Percentage (%) of Caseload		
1,179 +2 0.2% 	Adult	656	56%	11.2% ▲	+66	Adult	2023	2024	
	Juvenile	523	44%	-10.9% ▼	-64	Juvenile	50.1%	55.6%	
	GRAND TOTAL	1,179	100%	0.2% ▲	+2	GRAND TOTAL	100%	100%	

Dispositions by Division & Code

Division	Case Type Description	Code	Summary	Change	% Change	Absolute Change	
Adult	Misdemeanor	CM	139	▲	+6.9%	+9	
	Civil Support	VS	130	▲	+30.0%	+30	
	Show Cause	SC	121	▼	-7.6%	-10	
	Other	OT	81	▼	+2.5%	+2	
	Family Abuse - Protective Order	FP	74	▲	+34.5%	+19	
	Capias	CA	52	▲	+4.0%	+2	
	Felony	CF	42	▲	+50.0%	+14	
	Motion - Protective Order	MP	8	▲	+60.0%	+3	
	Violation of Protective Order	PV	6	▲	+500.0%	+5	
	Bond Forfeiture	BF	1	▲	-	+1	
	Non-Family Abuse Protective Order	AP	1	▼	-80.0%	-4	
	Violation Family Abuse Protective Order	PS	1	▲	-	+1	
	Emergency Substantial Risk Order	SR	0	▼	-100.0%	-4	
	Protective Order	PC	0	▼	-100.0%	-1	
Remand Support	RS	0	▼	-100.0%	-1		
	Total		656	▲	11.2%	+66	
Juvenile	Custody Visitation	CV	319	▼	-3.0%	-10	
	Misdemeanor	DM	30	▼	-62.0%	-49	
	Foster Care Review	FC	29	▲	+70.6%	+12	
	Traffic	T	29	▲	+93.3%	+14	
	Felony	DF	18	▼	-30.8%	-8	
	Abuse and Neglect	AN	17	▼	-15.0%	-3	
	Non-Family Abuse Protective Order	AP	11	↔	-	-	
	Permanency Planning	PH	11	▲	+10.0%	+1	
	Initial Foster Care	IF	9	▼	-10.0%	-1	
	Emergency Custody Order	EC	8	▲	+14.3%	+1	
	Show Cause	SC	6	▲	-33.3%	-3	
	Temporary Detention Order	TD	6	▲	+20.0%	+1	
	Paternity	PT	5	▲	+400.0%	+4	
	Truancy	TR	5	▼	-44.4%	-4	
	Status	ST	4	▼	-66.7%	-8	
	Terminate Parental Rights	TP	4	▼	-60.0%	-6	
	Mental Commitment	MC	3	▲	+50.0%	+1	
	Capias	CA	2	▲	-	+2	
	Relief of Custody	CR	2	▲	-	+2	
	Remand Custody	RC	2	▼	-33.3%	-1	
	Remand Visitation	RV	2	▼	-33.3%	-1	
	Voluntary Continuing Services and Support Agreem	VA	1	↔	-	-	
	Motion - Protective Order	MP	0	▼	-100.0%	-2	
	Qualified Residential Treatment	QR	0	▼	-100.0%	-3	
	Special Immigrant Juvenile Status	SI	0	▼	-100.0%	-3	
		Total		523	▼	-10.9%	-64
		GRAND TOTAL		1,179	▲	0.2%	+2

Dispositions by Major Case Category**

Category	Summary	Change	% Change	Absolute Change
Adult Criminal	304	▲	+5.9%	+17
Child Dependency	73	▲	+2.8%	+2
Child in Need of Services/Supervision	7	▲	-22.2%	-2

* Compared to same time period as previous year
 7/11/2024 12:31:58PM

** Case Type Categories are defined in the 2017 Virginia Judicial Workload Assessment
 Source: SCV-SQL-Information

CPSS - JCMS CASELOAD STATISTICS OF THE JUVENILE & DOMESTIC RELATIONS DISTRICT COURTS
 January 2024 thru June 2024 Dispositions (Compared to January 2023 thru June 2023)

Custody and Visitation	324	▲	-1.8%	-6
Delinquency	54	▲	-52.6%	-60
Juvenile Miscellaneous	4	▼	-66.7%	-8
New to Workload Study	0	▼	-100.0%	-7
Other	102	▼	+2.0%	+2
Protective Orders	94	▼	+20.5%	+16
Support	188	▲	+22.1%	+34
Traffic	29	▲	+93.3%	+14
GRAND TOTAL	1,179	▲	0.2%	+2

2024 Overall GRAND TOTAL		Distribution of Caseload		Change*		Percentage (%) of Caseload		
911 	+17	Adult	417	46%	-13.3%	▼	-64	
	1.9%	Juvenile	494	54%	19.6%	▲	+81	
GRAND TOTAL		911	100%	1.9%	▲	+17	GRAND TOTAL	100%
							2023	2024
							53.8%	45.8%
							46.2%	54.2%
							100%	100%

Dispositions by Division & Code

Division	Case Type Description	Code	Summary	Change	% Change	Absolute Change
Adult	Misdemeanor	CM	107	▼	-4.5%	-5
	Civil Support	VS	92	↔		-
	Family Abuse - Protective Order	FP	63	▲	+3.3%	+2
	Show Cause	SC	60	▲	+1.7%	+1
	Capias	CA	33	▲	-13.2%	-5
	Felony	CF	32	▼	-20.0%	-8
	Other	OT	20	▲	-68.3%	-43
	Non-Family Abuse Protective Order	AP	5	▲	+25.0%	+1
	Motion - Protective Order	MP	3	▼	-72.7%	-8
	Remand Support	RS	2	▲	-	+2
	Protective Order	PC	0	▼	-100.0%	-1
	Total		417	▼	-13.3%	-64
Juvenile	Custody Visitation	CV	304	▲	+21.1%	+53
	Misdemeanor	DM	61	▲	+22.0%	+11
	Traffic	T	38	▲	+137.5%	+22
	Felony	DF	29	▼	-23.7%	-9
	Non-Family Abuse Protective Order	AP	19	▲	+11.8%	+2
	Family Abuse - Protective Order	FP	12	▲	-	+12
	Civil Violation	CI	8	▲	+14.3%	+1
	Capias	CA	6	▲	+200.0%	+4
	Show Cause	SC	6	▲	+100.0%	+3
	Foster Care Review	FC	4	▼	-42.9%	-3
	Remand Custody	RC	3	▲	-	+3
	Paternity	PT	2	▲	-	+2
	Permanency Planning	PH	1	↔		-
	Remand Visitation	RV	1	▲	-	+1
	Abuse and Neglect	AN	0	▼	-100.0%	-9
	Initial Foster Care	IF	0	▼	-100.0%	-7
	Restoration of Parental Rights	RR	0	▼	-100.0%	-2
	Status	ST	0	▼	-100.0%	-2
	Truancy	TR	0	▼	-100.0%	-1
	Total		494	▲	19.6%	+81
GRAND TOTAL			911	▲	1.9%	+17

Dispositions by Major Case Category**

Category	Summary	Change	% Change	Absolute Change
Adult Criminal	220	▼	-7.9%	-19
Child Dependency	5	▼	-79.2%	-19
Child in Need of Services/Supervision	0	▼	-100.0%	-1
Custody and Visitation	306	▲	+21.9%	+55
Delinquency	102	▲	+9.7%	+9
Juvenile Miscellaneous	0	▼	-100.0%	-2
New to Workload Study	8	▲	+14.3%	+1
Other	26	▲	-60.0%	-39
Protective Orders	102	▲	+9.7%	+9
Support	104	▲	+1.0%	+1
Traffic	38	▲	+137.5%	+22

* Compared to same time period as previous year
 7/11/2024 12:31:58PM

** Case Type Categories are defined in the 2017 Virginia Judicial Workload Assessment
 Source: SCV-SQL-Information

GRAND TOTAL

911

▲

1.9%

+17

2024 Overall GRAND TOTAL		Distribution of Caseload			Change*		Percentage (%) of Caseload		
130 +16 14.0% 	Adult	78	60%	5.4% ▲	+4	Adult	2023	2024	
	Juvenile	52	40%	30.0% ▲	+12	Juvenile	64.9%	60.0%	
	GRAND TOTAL	130	100%	14.0% ▲	+16	GRAND TOTAL	100%	100%	

Dispositions by Division & Code

Division	Case Type Description	Code	Summary	Change	% Change	Absolute Change
Adult	Civil Support	VS	24	▲	+71.4%	+10
	Misdemeanor	CM	15	▼	-25.0%	-5
	Other	OT	12	▲	-33.3%	-6
	Show Cause	SC	12	▲	+33.3%	+3
	Capias	CA	8	▲	+300.0%	+6
	Family Abuse - Protective Order	FP	5	▼	-16.7%	-1
	Felony	CF	1	▼	-75.0%	-3
	Motion - Protective Order	MP	1	↔		-
	Total		78	▲	5.4%	+4
Juvenile	Custody Visitation	CV	48	▲	+71.4%	+20
	Non-Family Abuse Protective Order	AP	2	▲	-	+2
	Misdemeanor	DM	1	↔		-
	Traffic	T	1	▼	-87.5%	-7
	Foster Care Review	FC	0	▼	-100.0%	-1
	Paternity	PT	0	▼	-100.0%	-2
	Total		52	▲	30.0%	+12
	GRAND TOTAL		130	▲	14.0%	+16

Dispositions by Major Case Category**

Category	Summary	Change	% Change	Absolute Change
Adult Criminal	26	▲	-13.3%	-4
Child Dependency	0	▼	-100.0%	-1
Custody and Visitation	48	▼	+60.0%	+18
Delinquency	1	↔		0
Other	12	▲	-33.3%	-6
Protective Orders	8	▲	+14.3%	+1
Support	34	▲	+78.9%	+15
Traffic	1	▼	-87.5%	-7
	GRAND TOTAL	▲	14.0%	+16

* Compared to same time period as previous year
 7/11/2024 12:31:58PM

** Case Type Categories are defined in the 2017 Virginia Judicial Workload Assessment
 Source: SCV-SQL-Information

2024 Overall GRAND TOTAL		Distribution of Caseload		Change*		Percentage (%) of Caseload			
328	-10 -3.0%	Adult	139	42%	-23.2% ▼	-42	Adult	53.6%	42.4%
2024		Juvenile	189	58%	20.4% ▲	+32	Juvenile	46.4%	57.6%
2023		GRAND TOTAL	328	100%	-3.0% ▼	-10	GRAND TOTAL	100%	100%

Dispositions by Division & Code

Division	Case Type Description	Code	Summary	Change	% Change	Absolute Change
Adult	Show Cause	SC	31	▼	-18.4%	-7
	Misdemeanor	CM	27	▼	-54.2%	-32
	Civil Support	VS	25	▼	-13.8%	-4
	Other	OT	23	▲	+283.3%	+17
	Family Abuse - Protective Order	FP	21	▼	-4.5%	-1
	Felony	CF	7	▼	-36.4%	-4
	Capias	CA	4	▼	-71.4%	-10
	Motion - Protective Order	MP	1	↔		-
	Restricted License for Non-Support	SL	0	▼	-100.0%	-1
	Total			139	▼	-23.2%
Juvenile	Custody Visitation	CV	90	▲	+119.5%	+49
	Traffic	T	20	▼	-16.7%	-4
	Permanency Planning	PH	19	▲	+533.3%	+16
	Foster Care Review	FC	16	▲	+6.7%	+1
	Misdemeanor	DM	13	▼	-61.8%	-21
	Abuse and Neglect	AN	11	▲	+22.2%	+2
	Felony	DF	7	▼	-12.5%	-1
	Paternity	PT	3	▲	-	+3
	Status	ST	3	▲	-	-
	Special Immigrant Juvenile Status	SI	2	▲	-	+2
	Temporary Detention Order	TD	2	▲	-	+2
	Child In Need of Services	CS	1	▼	-50.0%	-1
	Show Cause	SC	1	▲	-	+1
	Terminate Parental Rights	TP	1	▲	-	+1
	Civil Violation	CI	0	▼	-100.0%	-1
	Family Abuse - Protective Order	FP	0	▼	-100.0%	-2
	Initial Foster Care	IF	0	▼	-100.0%	-7
	Non-Family Abuse Protective Order	AP	0	▼	-100.0%	-4
	Other	OT	0	▼	-100.0%	-1
	Remand Custody	RC	0	▼	-100.0%	-1
Remand Visitation	RV	0	▼	-100.0%	-1	
Truancy	TR	0	▼	-100.0%	-1	
Total			189	▲	20.4%	+32
GRAND TOTAL			328	▼	-3.0%	-10

Dispositions by Major Case Category**

Category	Summary	Change	% Change	Absolute Change
Adult Criminal	60	▼	-37.5%	-36
Child Dependency	47	▲	+38.2%	+13
Child in Need of Services/Supervision	2	▲	-33.3%	-1
Custody and Visitation	93	▲	+126.8%	+52
Delinquency	20	▼	-52.4%	-22
Juvenile Miscellaneous	3	▲		0
New to Workload Study	2	▲	+100.0%	+1
Other	25	▲	+177.8%	+16
Protective Orders	22	▼	-24.1%	-7
Support	34	▼	-39.3%	-22

* Compared to same time period as previous year
 7/11/2024 12:31:58PM

** Case Type Categories are defined in the 2017 Virginia Judicial Workload Assessment
 Source: SCV-SQL-Information

CPSS - JCMS CASELOAD STATISTICS OF THE JUVENILE & DOMESTIC RELATIONS DISTRICT COURTS
January 2024 thru June 2024 Dispositions (Compared to January 2023 thru June 2023)

Traffic		20	▼	-16.7%	-4
	GRAND TOTAL	328	▼	-3.0%	-10

2024 Overall GRAND TOTAL		Distribution of Caseload			Change*		Percentage (%) of Caseload		
7,078	-124 -1.7%	Adult	4,477	63%	-4.1% ▼	-190	Adult	64.8%	63.3%
2024		Juvenile	2,601	37%	2.6% ▲	+66	Juvenile	35.2%	36.7%
2023		GRAND TOTAL	7,078	100%	-1.7% ▼	-124	GRAND TOTAL	100%	100%

Dispositions by Division & Code

Division	Case Type Description	Code	Summary	Change	% Change	Absolute Change	
Adult	Misdemeanor	CM	1,239	▲	+2.2%	+27	
	Show Cause	SC	760	▼	-2.7%	-21	
	Other	OT	702	▼	-12.1%	-97	
	Civil Support	VS	627	▲	+0.6%	+4	
	Felony	CF	424	▲	+4.4%	+18	
	Capias	CA	373	▼	-24.8%	-123	
	Family Abuse - Protective Order	FP	299	▲	+3.1%	+9	
	Non-Family Abuse Protective Order	AP	16	▲	+33.3%	+4	
	Violation of Protective Order	PV	15	▼	-28.6%	-6	
	Motion - Protective Order	MP	12	▼	-20.0%	-3	
	Remand Support	RS	6	▼	-33.3%	-3	
	Bond Forfeiture	BF	3	▲	+50.0%	+1	
	Protective Order	PC	1	▲	-	+1	
	Restricted License for Non-Support	SL	0	▼	-100.0%	-1	
	Total		4,477	▼	-4.1%	-190	
Juvenile	Custody Visitation	CV	1,373	▼	-14.1%	-225	
	Misdemeanor	DM	336	▲	+43.0%	+101	
	Felony	DF	141	▲	+48.4%	+46	
	Civil Violation	CI	91	▲	+250.0%	+65	
	Truancy	TR	79	▲	+1.3%	+1	
	Mental Commitment	MC	78	▼	-15.2%	-14	
	Traffic	T	57	▲	+11.8%	+6	
	Status	ST	55	↔	-	-	
	Foster Care Review	FC	53	▲	+35.9%	+14	
	Non-Family Abuse Protective Order	AP	51	▲	+96.2%	+25	
	Paternity	PT	49	▼	-5.8%	-3	
	Abuse and Neglect	AN	47	▲	+17.5%	+7	
	Permanency Planning	PH	34	▼	-2.9%	-1	
	Initial Foster Care	IF	33	▲	+65.0%	+13	
	Show Cause	SC	30	▲	+500.0%	+25	
	Child In Need of Services	CS	25	▲	+56.3%	+9	
	Terminate Parental Rights	TP	20	▲	+42.9%	+6	
	Other	OT	16	▲	+23.1%	+3	
	Remand Custody	RC	7	▼	-58.8%	-10	
	Special Immigrant Juvenile Status	SI	6	▲	+200.0%	+4	
	Voluntary Continuing Services and Support Agree	VA	6	▲	+500.0%	+5	
	Family Abuse - Protective Order	FP	5	▲	+150.0%	+3	
	Temporary Detention Order	TD	5	▼	-64.3%	-9	
	Emergency Custody Order	EC	2	▼	-77.8%	-7	
	Capias	CA	1	▲	-	+1	
	Remand Visitation	RV	1	▲	-	+1	
		Total		2,601	▲	2.6%	+66
		GRAND TOTAL		7,078	▼	-1.7%	-124

Dispositions by Major Case Category**

Category	Summary	Change	% Change	Absolute Change
Adult Criminal	2,585	▲	-2.0%	-54
Child Dependency	193	▲	+29.5%	+44
Child in Need of Services/Supervision	104	▲	+10.6%	+10

* Compared to same time period as previous year
 7/11/2024 12:31:58PM

** Case Type Categories are defined in the 2017 Virginia Judicial Workload Assessment
 Source: SCV-SQL-Information

Custody and Visitation	1,422	▼	-13.8%	-228
Delinquency	508	▲	+51.6%	+173
Juvenile Miscellaneous	56	▲	+1.8%	+1
New to Workload Study	97	▲	+246.4%	+69
Other	816	▲	-14.4%	-137
Protective Orders	383	▲	+11.0%	+38
Support	857	▼	-5.1%	-46
Traffic	57	▲	+11.8%	+6
GRAND TOTAL	7,078	▼	-1.7%	-124

2024 Overall GRAND TOTAL		Distribution of Caseload			Change*		Percentage (%) of Caseload		
5,638 	+337 6.4%	Adult	3,087	55%	2.9% ▲	+87	Adult	56.6%	54.8%
		Juvenile	2,551	45%	10.9% ▲	+250	Juvenile	43.4%	45.2%
GRAND TOTAL		5,638	100%	6.4% ▲	+337	GRAND TOTAL	100%	100%	

Dispositions by Division & Code

Division	Case Type Description	Code	Summary	Change	% Change	Absolute Change	
Adult	Misdemeanor	CM	677	▲	+1.5%	+10	
	Show Cause	SC	627	▲	+1.0%	+6	
	Other	OT	538	▼	-13.5%	-84	
	Civil Support	VS	432	▲	+23.8%	+83	
	Capias	CA	317	▲	+8.9%	+26	
	Family Abuse - Protective Order	FP	220	▲	+6.8%	+14	
	Felony	CF	190	▲	+2.7%	+5	
	Remand Support	RS	50	▲	+108.3%	+26	
	Non-Family Abuse Protective Order	AP	11	▲	+83.3%	+5	
	Motion - Protective Order	MP	10	▲	+42.9%	+3	
	Violation of Protective Order	PV	10	▼	-44.4%	-8	
	Restricted License for Non-Support	SL	2	▼	-33.3%	-1	
	Bond Forfeiture	BF	1	↔	-	-	
	Criminal Support	CS	1	▲	-	+1	
Return of Desposit (Bondsman)	RD	1	▲	-	+1		
Total			3,087	▲	2.9%	+87	
Juvenile	Custody Visitation	CV	1,523	▼	-1.2%	-18	
	Misdemeanor	DM	259	▲	+54.2%	+91	
	Felony	DF	86	▲	+17.8%	+13	
	Status	ST	76	▼	-24.8%	-25	
	Truancy	TR	69	▼	-8.0%	-6	
	Remand Visitation	RV	66	▲	+135.7%	+38	
	Remand Custody	RC	64	▲	+120.7%	+35	
	Paternity	PT	62	▲	+24.0%	+12	
	Traffic	T	42	▲	+7.7%	+3	
	Foster Care Review	FC	39	▲	+85.7%	+18	
	Permanency Planning	PH	38	▼	-9.5%	-4	
	Temporary Detention Order	TD	38	▲	+442.9%	+31	
	Abuse and Neglect	AN	29	▼	-25.6%	-10	
	Non-Family Abuse Protective Order	AP	25	▲	+31.6%	+6	
	Show Cause	SC	24	▲	+71.4%	+10	
	Terminate Parental Rights	TP	23	▲	+283.3%	+17	
	Emergency Custody Order	EC	16	▲	-	+16	
	Voluntary Continuing Services and Support Agreen	VA	15	▲	+114.3%	+8	
	Initial Foster Care	IF	13	▼	-13.3%	-2	
	Capias	CA	12	▲	+20.0%	+2	
	Other	OT	10	▲	+900.0%	+9	
	Family Abuse - Protective Order	FP	8	▲	+700.0%	+7	
	Entrustment	ET	6	▲	+100.0%	+3	
	Civil Violation	CI	3	▼	-25.0%	-1	
	Child In Need of Services	CS	1	▼	-83.3%	-5	
	Juvenile Support	JS	1	▲	-	+1	
	Mental Commitment	MC	1	↔	-	-	
	Relief of Custody	CR	1	↔	-	-	
	Special Immigrant Juvenile Status	SI	1	▲	-	+1	
	Total			2,551	▲	10.9%	+250
	GRAND TOTAL			5,638	▲	6.4%	+337

Dispositions by Major Case Category**

Category	Summary	Change	% Change	Absolute Change
Adult Criminal	1,622	▼	+2.3%	+37
Child Dependency	164	▲	+22.4%	+30
Child in Need of Services/Supervision	70	▼	-13.6%	-11
Custody and Visitation	1,585	▲	-0.4%	-6
Delinquency	381	▲	+43.8%	+116
Juvenile Miscellaneous	76	▼	-24.8%	-25
New to Workload Study	4	▲		0
Other	784	▲	+10.1%	+72
Protective Orders	274	▲	+14.6%	+35
Support	636	▲	+15.6%	+86
Traffic	42	▲	+7.7%	+3
GRAND TOTAL	5,638	▲	6.4%	+337

* Compared to same time period as previous year
 7/11/2024 12:31:58PM

** Case Type Categories are defined in the 2017 Virginia Judicial Workload Assessment
 Source: SCV-SQL-Information

2024 Overall GRAND TOTAL		Distribution of Caseload			Change*		Percentage (%) of Caseload		
122 -18 -12.9% 	Adult	76	62%	-24.8% ▼	-25	Adult	72.1%	62.3%	
	Juvenile	46	38%	17.9% ▲	+7	Juvenile	27.9%	37.7%	
GRAND TOTAL		122	100%	-12.9% ▼	-18	GRAND TOTAL	100%	100%	

Dispositions by Division & Code

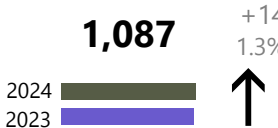
Division	Case Type Description	Code	Summary	Change	% Change	Absolute Change	
Adult	Misdemeanor	CM	15	▼	-34.8%	-8	
	Civil Support	VS	13	▲	+30.0%	+3	
	Other	OT	12	▲	-7.7%	-1	
	Show Cause	SC	11	▲	-8.3%	-1	
	Family Abuse - Protective Order	FP	9	▼	-25.0%	-3	
	Capias	CA	7	▲	-36.4%	-4	
	Felony	CF	6	▼	-64.7%	-11	
	Bond Forfeiture	BF	1	↔		-	
	Motion - Protective Order	MP	1	↔		-	
	Violation of Protective Order	PV	1	↔		-	
Total			76	▼	-24.8%	-25	
Juvenile	Custody Visitation	CV	28	▼	-3.4%	-1	
	Abuse and Neglect	AN	8	▲	+300.0%	+6	
	Misdemeanor	DM	5	▲	+150.0%	+3	
	Show Cause	SC	2	▲	-	+2	
	Felony	DF	1	▲	-	+1	
	Traffic	T	1	↔		-	
	Truancy	TR	1	▲	-	+1	
	Foster Care Review	FC	0	▼	-100.0%	-1	
	Non-Family Abuse Protective Order	AP	0	▼	-100.0%	-2	
	Remand Custody	RC	0	▼	-100.0%	-1	
	Remand Visitation	RV	0	▼	-100.0%	-1	
	Total			46	▲	17.9%	+7
	GRAND TOTAL			122	▼	-12.9%	-18

Dispositions by Major Case Category**

Category	Summary	Change	% Change	Absolute Change	
Adult Criminal	35	▼	-43.5%	-27	
Child Dependency	8	▲	+166.7%	+5	
Child in Need of Services/Supervision	1	▲	-	+1	
Custody and Visitation	28	▼	-3.4%	-1	
Delinquency	8	▲	+300.0%	+6	
Other	12	▲	-20.0%	-3	
Protective Orders	10	▼	-33.3%	-5	
Support	19	▲	+46.2%	+6	
Traffic	1	↔		0	
GRAND TOTAL		122	▼	-12.9%	-18

* Compared to same time period as previous year
 7/11/2024 12:31:58PM

** Case Type Categories are defined in the 2017 Virginia Judicial Workload Assessment
 Source: SCV-SQL-Information

2024 Overall GRAND TOTAL		Distribution of Caseload		Change*		Percentage (%) of Caseload			
1,087 +14 1.3% 		Adult	569	52%	-5.0% ▼	-30	Adult	55.8%	52.3%
		Juvenile	518	48%	9.3% ▲	+44	Juvenile	44.2%	47.7%
		GRAND TOTAL	1,087	100%	1.3% ▲	+14	GRAND TOTAL	100%	100%

Dispositions by Division & Code

Division	Case Type Description	Code	Summary	Change	% Change	Absolute Change
Adult	Misdemeanor	CM	149	▲	+8.0%	+11
	Other	OT	113	▲	-5.0%	-6
	Show Cause	SC	84	▼	-4.5%	-4
	Civil Support	VS	82	▼	-15.5%	-15
	Family Abuse - Protective Order	FP	51	▼	-20.3%	-13
	Felony	CF	26	▼	-3.7%	-1
	Motion - Protective Order	MP	17	▲	+88.9%	+8
	Remand Support	RS	17	▲	+240.0%	+12
	Capias	CA	14	▼	-66.7%	-28
	Violation of Protective Order	PV	10	▲	+100.0%	+5
	Non-Family Abuse Protective Order	AP	6	▲	+100.0%	+3
	Bond Forfeiture	BF	0	▼	-100.0%	-1
	Restricted License for Non-Support	SL	0	▼	-100.0%	-1
	Total		569	▼	-5.0%	-30
Juvenile	Custody Visitation	CV	316	▼	-4.0%	-13
	Misdemeanor	DM	55	▲	+111.5%	+29
	Remand Visitation	RV	26	▲	+160.0%	+16
	Remand Custody	RC	25	▲	+150.0%	+15
	Traffic	T	20	▲	+5.3%	+1
	Status	ST	16	▲	+166.7%	+10
	Temporary Detention Order	TD	9	▲	+125.0%	+5
	Motion - Protective Order	MP	8	▲	+100.0%	+4
	Foster Care Review	FC	7	↔	-	-
	Child In Need of Services	CS	5	▲	+400.0%	+4
	Non-Family Abuse Protective Order	AP	5	▲	+66.7%	+2
	Other	OT	5	▲	-	+5
	Initial Foster Care	IF	4	▲	+100.0%	+2
	Permanency Planning	PH	4	▼	-20.0%	-1
	Felony	DF	3	▼	-89.7%	-26
	Abuse and Neglect	AN	2	▼	-33.3%	-1
	Paternity	PT	2	▲	+100.0%	+1
	Show Cause	SC	2	▼	-60.0%	-3
	Emergency Custody Order	EC	1	▲	-	+1
	Relief of Custody	CR	1	▲	-	+1
	Truancy	TR	1	▼	-50.0%	-1
	Voluntary Continuing Services and Support Agree	VA	1	▲	-	+1
	Civil Violation	CI	0	▼	-100.0%	-6
	Terminate Parental Rights	TP	0	▼	-100.0%	-2
		Total		518	▲	9.3%
	GRAND TOTAL		1,087	▲	1.3%	+14

Dispositions by Major Case Category**

Category	Summary	Change	% Change	Absolute Change
Adult Criminal	261	▼	-5.1%	-14
Child Dependency	19	▲	-	0
Child in Need of Services/Supervision	6	▲	+100.0%	+3
Custody and Visitation	318	▲	-3.6%	-12
Delinquency	60	▼	-	0

* Compared to same time period as previous year
 7/11/2024 12:31:58PM

** Case Type Categories are defined in the 2017 Virginia Judicial Workload Assessment
 Source: SCV-SQL-Information

CPSS - JCMS CASELOAD STATISTICS OF THE JUVENILE & DOMESTIC RELATIONS DISTRICT COURTS
 January 2024 thru June 2024 Dispositions (Compared to January 2023 thru June 2023)

Gloucester

District: 9 FIPS: 073

Juvenile Miscellaneous	16	▲	+166.7%	+10
New to Workload Study	0	▼	-100.0%	-6
Other	196	▲	+32.4%	+48
Protective Orders	87	▲	+4.8%	+4
Support	104	▼	-16.1%	-20
Traffic	20	▲	+5.3%	+1
GRAND TOTAL	1,087	▲	1.3%	+14

2024 Overall GRAND TOTAL		Distribution of Caseload		Change*		Percentage (%) of Caseload		
248	+12 5.1%	Adult	120 48%	12.1% ▲	+13	Adult	45.3%	48.4%
2024		Juvenile	128 52%	-0.8% ▼	-1	Juvenile	54.7%	51.6%
2023		GRAND TOTAL	248 100%	5.1% ▲	+12	GRAND TOTAL	100%	100%

Dispositions by Division & Code

Division	Case Type Description	Code	Summary	Change	% Change	Absolute Change
Adult	Misdemeanor	CM	30	▲	+36.4%	+8
	Other	OT	24	▼	-31.4%	-11
	Civil Support	VS	21	▲	+23.5%	+4
	Show Cause	SC	18	▲	+157.1%	+11
	Family Abuse - Protective Order	FP	15	▲	+25.0%	+3
	Capias	CA	5	▲	+400.0%	+4
	Violation of Protective Order	PV	3	▲	+50.0%	+1
	Felony	CF	2	▼	-77.8%	-7
	Motion - Protective Order	MP	1	▼	-50.0%	-1
	Restricted License for Non-Support	SL	1	▲	-	+1
	Total		120	▲	12.1%	+13
Juvenile	Custody Visitation	CV	70	▼	-13.6%	-11
	Misdemeanor	DM	13	▼	-13.3%	-2
	Foster Care Review	FC	11	▲	-	+11
	Traffic	T	11	▼	-57.7%	-15
	Abuse and Neglect	AN	8	▲	-	+8
	Felony	DF	4	▲	-	+4
	Non-Family Abuse Protective Order	AP	4	▲	-	+4
	Other	OT	3	▲	-	+3
	Child In Need of Services	CS	1	↔	-	-
	Paternity	PT	1	▲	-	+1
	Permanency Planning	PH	1	▲	-	+1
	Truancy	TR	1	▼	-50.0%	-1
	Civil Violation	CI	0	▼	-100.0%	-2
	Temporary Detention Order	TD	0	▼	-100.0%	-1
	Voluntary Continuing Services and Support Agreem	VA	0	▼	-100.0%	-1
	Total		128	▼	-0.8%	-1
GRAND TOTAL			248	▲	5.1%	+12

Dispositions by Major Case Category**

Category	Summary	Change	% Change	Absolute Change
Adult Criminal	51	▲	+30.8%	+12
Child Dependency	20	▲	+1,900.0%	+19
Child in Need of Services/Supervision	2	▼	-33.3%	-1
Custody and Visitation	71	▲	-12.3%	-10
Delinquency	17	▲	+13.3%	+2
New to Workload Study	0	▼	-100.0%	-2
Other	27	▲	-25.0%	-9
Protective Orders	20	▲	+42.9%	+6
Support	29	▲	+52.6%	+10
Traffic	11	▼	-57.7%	-15
GRAND TOTAL		248	▲	5.1%

* Compared to same time period as previous year
 7/11/2024 12:31:58PM

** Case Type Categories are defined in the 2017 Virginia Judicial Workload Assessment
 Source: SCV-SQL-Information

2024 Overall GRAND TOTAL		Distribution of Caseload		Change*		Percentage (%) of Caseload			
618	+142 29.8%	Adult	347	56%	39.4% ▲	+98	Adult	52.3%	56.1%
2024		Juvenile	271	44%	19.4% ▲	+44	Juvenile	47.7%	43.9%
2023		GRAND TOTAL	618	100%	29.8% ▲	+142	GRAND TOTAL	100%	100%

Dispositions by Division & Code

Division	Case Type Description	Code	Summary	Change	% Change	Absolute Change
Adult	Misdemeanor	CM	81	▲	+62.0%	+31
	Other	OT	81	▲	+65.3%	+32
	Civil Support	VS	56	▲	+24.4%	+11
	Show Cause	SC	53	▲	+120.8%	+29
	Family Abuse - Protective Order	FP	30	▲	+3.4%	+1
	Felony	CF	20	▲	+150.0%	+12
	Capias	CA	10	▲	-58.3%	-14
	Remand Support	RS	5	▲	+150.0%	+3
	Violation of Protective Order	PV	5	▲	+150.0%	+3
	Motion - Protective Order	MP	3	▼	-50.0%	-3
	Criminal Support	CS	2	▲	-	+2
	Non-Family Abuse Protective Order	AP	1	▼	-88.9%	-8
	Restricted License for Non-Support	SL	0	▼	-100.0%	-1
	Total		347	▲	39.4%	+98
Juvenile	Custody Visitation	CV	165	▲	+2.5%	+4
	Misdemeanor	DM	39	▲	+25.8%	+8
	Traffic	T	18	▲	+50.0%	+6
	Truancy	TR	7	▲	+600.0%	+6
	Felony	DF	6	▲	+200.0%	+4
	Terminate Parental Rights	TP	6	▲	-	+6
	Paternity	PT	5	▲	+150.0%	+3
	Remand Custody	RC	5	▲	-	+5
	Foster Care Review	FC	4	↔	-	-
	Non-Family Abuse Protective Order	AP	4	▲	+100.0%	+2
	Remand Visitation	RV	4	▲	-	+4
	Child In Need of Services	CS	2	▲	+100.0%	+1
	Show Cause	SC	2	▼	-60.0%	-3
	Abuse and Neglect	AN	1	▼	-50.0%	-1
	Emergency Custody Order	EC	1	▲	-	+1
	Other	OT	1	▲	-	+1
	Status	ST	1	▼	-50.0%	-1
	Civil Violation	CI	0	▼	-100.0%	-1
	Qualified Residential Treatment	QR	0	▼	-100.0%	-1
		Total		271	▲	19.4%
GRAND TOTAL			618	▲	29.8%	+142

Dispositions by Major Case Category**

Category	Summary	Change	% Change	Absolute Change
Adult Criminal	145	▲	+38.1%	+40
Child Dependency	11	▲	+57.1%	+4
Child in Need of Services/Supervision	9	▲	+350.0%	+7
Custody and Visitation	170	▲	+4.3%	+7
Delinquency	47	▲	+23.7%	+9
Juvenile Miscellaneous	1	▼	-50.0%	-1
New to Workload Study	0	▼	-100.0%	-1
Other	97	▲	+90.2%	+46
Protective Orders	38	▼	-17.4%	-8
Support	82	▲	+67.3%	+33

* Compared to same time period as previous year
 7/11/2024 12:31:58PM

** Case Type Categories are defined in the 2017 Virginia Judicial Workload Assessment
 Source: SCV-SQL-Information

Traffic		18	▲	+50.0%	+6
	GRAND TOTAL	618	▲	29.8%	+142

2024 Overall GRAND TOTAL		Distribution of Caseload		Change*		Percentage (%) of Caseload			
229 	+36 18.7%	Adult	75	33%	-20.2% ▼	-19	Adult	48.7%	32.8%
		Juvenile	154	67%	55.6% ▲	+55	Juvenile	51.3%	67.2%
GRAND TOTAL		229	100%	18.7% ▲	+36	GRAND TOTAL	100%	100%	

Dispositions by Division & Code

Division	Case Type Description	Code	Summary	Change	% Change	Absolute Change
Adult	Misdemeanor	CM	18	▲	+38.5%	+5
	Civil Support	VS	15	▼	-34.8%	-8
	Other	OT	13	▼	-23.5%	-4
	Show Cause	SC	13	▼	-43.5%	-10
	Family Abuse - Protective Order	FP	6	↔		-
	Capias	CA	4	▼	-50.0%	-4
	Felony	CF	2	▼	-33.3%	-1
	Motion - Protective Order	MP	1	▲	-	+1
	Non-Family Abuse Protective Order	AP	1	↔		-
	Restricted License for Non-Support	SL	1	▲	-	+1
	Violation of Protective Order	PV	1	▲	-	+1
	Total			75	▼	-20.2%
Juvenile	Custody Visitation	CV	90	▲	+52.5%	+31
	Misdemeanor	DM	13	▲	+160.0%	+8
	Traffic	T	10	▲	+233.3%	+7
	Abuse and Neglect	AN	9	▼	-30.8%	-4
	Status	ST	8	▲	-	+8
	Permanency Planning	PH	6	▲	+500.0%	+5
	Felony	DF	5	▲	-	+5
	Initial Foster Care	IF	4	▼	-20.0%	-1
	Show Cause	SC	3	▲	-	+3
	Truancy	TR	3	▼	-25.0%	-1
	Foster Care Review	FC	1	↔		-
	Other	OT	1	▲	-	+1
	Paternity	PT	1	↔		-
	Child In Need of Services	CS	0	▼	-100.0%	-1
	Emergency Custody Order	EC	0	▼	-100.0%	-1
	Entrustment	ET	0	▼	-100.0%	-1
	Motion - Protective Order	MP	0	▼	-100.0%	-2
	Temporary Detention Order	TD	0	▼	-100.0%	-1
	Voluntary Continuing Services and Support Agreen	VA	0	▼	-100.0%	-1
Total			154	▲	55.6%	+55
GRAND TOTAL			229	▲	18.7%	+36

Dispositions by Major Case Category**

Category	Summary	Change	% Change	Absolute Change	
Adult Criminal	36	▲	-2.7%	-1	
Child Dependency	20	▲	-9.1%	-2	
Child in Need of Services/Supervision	3	▼	-40.0%	-2	
Custody and Visitation	91	▲	+51.7%	+31	
Delinquency	21	▲	+320.0%	+16	
Juvenile Miscellaneous	8	▲	-	+8	
Other	14	▲	-26.3%	-5	
Protective Orders	8	▲	-11.1%	-1	
Support	18	▲	-45.5%	-15	
Traffic	10	▲	+233.3%	+7	
GRAND TOTAL		229	▲	18.7%	+36

* Compared to same time period as previous year
 7/11/2024 12:31:58PM

** Case Type Categories are defined in the 2017 Virginia Judicial Workload Assessment
 Source: SCV-SQL-Information

2024 Overall GRAND TOTAL		Distribution of Caseload			Change*		Percentage (%) of Caseload		
	283	Adult	151	53%	1.3% ▲	+2	Adult	52.8%	53.4%
		Juvenile	132	47%	-0.8% ▼	-1	Juvenile	47.2%	46.6%
		GRAND TOTAL	283	100%	0.4% ▲	+1	GRAND TOTAL	100%	100%

Dispositions by Division & Code

Division	Case Type Description	Code	Summary	Change	% Change	Absolute Change
Adult	Other	OT	32	▲	-8.6%	-3
	Show Cause	SC	31	▲	+10.7%	+3
	Misdemeanor	CM	25	▲	+31.6%	+6
	Civil Support	VS	18	▼	-41.9%	-13
	Felony	CF	14	▲	+250.0%	+10
	Family Abuse - Protective Order	FP	13	↔		-
	Capias	CA	10	▼	-16.7%	-2
	Violation of Protective Order	PV	3	↔		-
	Non-Family Abuse Protective Order	AP	2	▲	-	+2
	Remand Support	RS	2	↔		-
	Motion - Protective Order	MP	1	▲	-	+1
	Restricted License for Non-Support	SL	0	▼	-100.0%	-1
	Temporary Detention Order	TD	0	▼	-100.0%	-1
	Total		151	▲	1.3%	+2
Juvenile	Custody Visitation	CV	74	▲	+17.5%	+11
	Misdemeanor	DM	12	▼	-45.5%	-10
	Status	ST	10	▲	+400.0%	+8
	Initial Foster Care	IF	8	▲	-	+8
	Abuse and Neglect	AN	4	▲	-	+4
	Foster Care Review	FC	4	▲	-	+4
	Felony	DF	3	▼	-62.5%	-5
	Remand Visitation	RV	3	▲	+200.0%	+2
	Paternity	PT	2	▼	-60.0%	-3
	Remand Custody	RC	2	▲	+100.0%	+1
	Show Cause	SC	2	▼	-83.3%	-10
	Traffic	T	2	▼	-80.0%	-8
	Child In Need of Services	CS	1	↔		-
	Civil Violation	CI	1	▼	-50.0%	-1
	Motion - Protective Order	MP	1	▼	-50.0%	-1
	Other	OT	1	▲	-	+1
	Temporary Detention Order	TD	1	▼	-50.0%	-1
	Truancy	TR	1	▼	-50.0%	-1
	Total		132	▼	-0.8%	-1
GRAND TOTAL			283	▲	0.4%	+1

Dispositions by Major Case Category**

Category	Summary	Change	% Change	Absolute Change
Adult Criminal	75	▲	+27.1%	+16
Child Dependency	16	▲	-	+16
Child in Need of Services/Supervision	2	▼	-33.3%	-1
Custody and Visitation	76	▼	+11.8%	+8
Delinquency	17	▼	-59.5%	-25
Juvenile Miscellaneous	10	▲	+400.0%	+8
New to Workload Study	1	▼	-50.0%	-1
Other	41	▲	-2.4%	-1
Protective Orders	17	▲	+13.3%	+2
Support	26	▼	-33.3%	-13

* Compared to same time period as previous year
 7/11/2024 12:31:58PM

** Case Type Categories are defined in the 2017 Virginia Judicial Workload Assessment
 Source: SCV-SQL-Information

CPSS - JCMS CASELOAD STATISTICS OF THE JUVENILE & DOMESTIC RELATIONS DISTRICT COURTS
January 2024 thru June 2024 Dispositions (Compared to January 2023 thru June 2023)

Middlesex

District: 9 FIPS: 119

Traffic		2	▼	-80.0%	-8
GRAND TOTAL		283	▲	0.4%	+1

2024 Overall GRAND TOTAL		Distribution of Caseload		Change*		Percentage (%) of Caseload			
549	-110 -16.7%	Adult	260	47%	-23.8% ▼	-81	Adult	51.7%	47.4%
2024		Juvenile	289	53%	-9.1% ▼	-29	Juvenile	48.3%	52.6%
2023		GRAND TOTAL	549	100%	-16.7% ▼	-110	GRAND TOTAL	100%	100%

Dispositions by Division & Code

Division	Case Type Description	Code	Summary	Change	% Change	Absolute Change
Adult	Civil Support	VS	56	▼	-6.7%	-4
	Show Cause	SC	53	▲	+96.3%	+26
	Misdemeanor	CM	46	▼	-47.7%	-42
	Other	OT	34	↔		-
	Family Abuse - Protective Order	FP	32	▲	+14.3%	+4
	Felony	CF	22	▼	-64.5%	-40
	Capias	CA	6	▼	-76.9%	-20
	Motion - Protective Order	MP	4	▼	-50.0%	-4
	Remand Support	RS	4	▲	+33.3%	+1
	Violation of Protective Order	PV	2	▼	-33.3%	-1
	Non-Family Abuse Protective Order	AP	1	↔		-
	Violation Family Abuse Protective Order	PS	0	▼	-100.0%	-1
	Total			260	▼	-23.8%
Juvenile	Custody Visitation	CV	195	▲	+19.6%	+32
	Misdemeanor	DM	33	▼	-42.1%	-24
	Traffic	T	21	▼	-30.0%	-9
	Felony	DF	10	▼	-16.7%	-2
	Paternity	PT	7	▲	+75.0%	+3
	Abuse and Neglect	AN	3	▼	-25.0%	-1
	Non-Family Abuse Protective Order	AP	3	▼	-25.0%	-1
	Permanency Planning	PH	3	▲	+50.0%	+1
	Initial Foster Care	IF	2	▲	-	+2
	Motion - Protective Order	MP	2	▲	-	+2
	Relief of Custody	CR	2	▲	-	+2
	Temporary Detention Order	TD	2	▲	+100.0%	+1
	Child In Need of Services	CS	1	▼	-66.7%	-2
	Mental Commitment	MC	1	▼	-50.0%	-1
	Other	OT	1	▼	-66.7%	-2
	Remand Custody	RC	1	▼	-75.0%	-3
	Remand Visitation	RV	1	▼	-75.0%	-3
	Show Cause	SC	1	▼	-83.3%	-5
	Capias	CA	0	▼	-100.0%	-1
	Family Abuse - Protective Order	FP	0	▼	-100.0%	-2
	Foster Care Review	FC	0	▼	-100.0%	-2
	Status	ST	0	▼	-100.0%	-11
	Terminate Parental Rights	TP	0	▼	-100.0%	-1
	Truancy	TR	0	▼	-100.0%	-1
	Voluntary Continuing Services and Support Agreem	VA	0	▼	-100.0%	-2
	Total			289	▼	-9.1%
GRAND TOTAL			549	▼	-16.7%	-110

Dispositions by Major Case Category**

Category	Summary	Change	% Change	Absolute Change
Adult Criminal	94	▼	-50.3%	-95
Child Dependency	10	▲	-9.1%	-1
Child in Need of Services/Supervision	1	▼	-75.0%	-3
Custody and Visitation	202	▲	+21.0%	+35
Delinquency	44	▼	-42.1%	-32

* Compared to same time period as previous year
 7/11/2024 12:31:58PM

** Case Type Categories are defined in the 2017 Virginia Judicial Workload Assessment
 Source: SCV-SQL-Information

CPSS - JCMS CASELOAD STATISTICS OF THE JUVENILE & DOMESTIC RELATIONS DISTRICT COURTS
 January 2024 thru June 2024 Dispositions (Compared to January 2023 thru June 2023)

New Kent

District: 9 FIPS: 127

Juvenile Miscellaneous	0	▼	-100.0%	-11
Other	44	▼	-13.7%	-7
Protective Orders	42	▲		0
Support	91	▲	+16.7%	+13
Traffic	21	▼	-30.0%	-9
GRAND TOTAL	549	▼	-16.7%	-110

2024 Overall GRAND TOTAL		Distribution of Caseload			Change*		Percentage (%) of Caseload		
2,151	+59 2.8%	Adult	1,203	56%	14.2% ▲	+150	Adult	50.3%	55.9%
2024		Juvenile	948	44%	-8.8% ▼	-91	Juvenile	49.7%	44.1%
		GRAND TOTAL	2,151	100%	2.8% ▲	+59	GRAND TOTAL	100%	100%

Dispositions by Division & Code

Division	Case Type Description	Code	Summary	Change	% Change	Absolute Change	
Adult	Misdemeanor	CM	304	▲	+57.5%	+111	
	Show Cause	SC	215	▼	-7.7%	-18	
	Other	OT	199	▲	-7.9%	-17	
	Felony	CF	131	▲	+104.7%	+67	
	Civil Support	VS	129	▼	-14.0%	-21	
	Capias	CA	109	▲	+78.7%	+48	
	Family Abuse - Protective Order	FP	54	▼	-12.9%	-8	
	Remand Support	RS	34	▼	-17.1%	-7	
	Motion - Protective Order	MP	15	▲	+36.4%	+4	
	Violation of Protective Order	PV	10	▼	-23.1%	-3	
	Non-Family Abuse Protective Order	AP	2	▼	-33.3%	-1	
	Bond Forfeiture	BF	1	▼	-66.7%	-2	
	Restricted License for Non-Support	SL	0	▼	-100.0%	-3	
	Total		1,203	▲	14.2%	+150	
Juvenile	Custody Visitation	CV	458	▼	-24.3%	-147	
	Misdemeanor	DM	114	▲	+23.9%	+22	
	Remand Custody	RC	57	▲	+3.6%	+2	
	Remand Visitation	RV	56	▼	-1.8%	-1	
	Show Cause	SC	46	▲	+24.3%	+9	
	Truancy	TR	31	▲	+47.6%	+10	
	Felony	DF	30	▲	+130.8%	+17	
	Status	ST	27	▲	+68.8%	+11	
	Permanency Planning	PH	21	▲	+320.0%	+16	
	Terminate Parental Rights	TP	19	▲	-	+19	
	Traffic	T	18	▼	-21.7%	-5	
	Special Immigrant Juvenile Status	SI	14	▲	+55.6%	+5	
	Paternity	PT	10	▼	-47.4%	-9	
	Temporary Detention Order	TD	8	▲	+700.0%	+7	
	Motion - Protective Order	MP	7	▼	-56.3%	-9	
	Non-Family Abuse Protective Order	AP	7	▼	-53.3%	-8	
	Foster Care Review	FC	6	▼	-57.1%	-8	
	Abuse and Neglect	AN	5	▼	-73.7%	-14	
	Other	OT	5	▲	+25.0%	+1	
	Capias	CA	2	▲	-	+2	
	Emergency Custody Order	EC	2	▼	-50.0%	-2	
	Civil Violation	CI	1	▼	-85.7%	-6	
	Family Abuse - Protective Order	FP	1	▲	-	+1	
	Initial Foster Care	IF	1	▼	-75.0%	-3	
	Violation of Protective Order	PV	1	▲	-	+1	
	Voluntary Continuing Services and Support Agree	VA	1	▲	-	+1	
	Child In Need of Services	CS	0	▼	-100.0%	-2	
	Entrustment	ET	0	▼	-100.0%	-1	
		Total		948	▼	-8.8%	-91
		GRAND TOTAL		2,151	▲	2.8%	+59

Dispositions by Major Case Category**

Category	Summary	Change	% Change	Absolute Change
Adult Criminal	717	▲	+39.8%	+204
Child Dependency	53	▲	+23.3%	+10

* Compared to same time period as previous year
 7/11/2024 12:31:58PM

** Case Type Categories are defined in the 2017 Virginia Judicial Workload Assessment
 Source: SCV-SQL-Information

CPSS - JCMS CASELOAD STATISTICS OF THE JUVENILE & DOMESTIC RELATIONS DISTRICT COURTS
 January 2024 thru June 2024 Dispositions (Compared to January 2023 thru June 2023)

Child in Need of Services/Supervision	31	▼	+34.8%	+8
Custody and Visitation	468	▼	-25.0%	-156
Delinquency	193	▲	+35.9%	+51
Juvenile Miscellaneous	27	▲	+68.8%	+11
New to Workload Study	15	▼	-6.3%	-1
Other	361	▲	-4.5%	-17
Protective Orders	86	▲	-19.6%	-21
Support	182	▼	-12.1%	-25
Traffic	18	▼	-21.7%	-5
GRAND TOTAL	2,151	▲	2.8%	+59

2024 Overall GRAND TOTAL		Distribution of Caseload		Change*		Percentage (%) of Caseload			
2,110 	+546 34.9%	Adult	1,157	55%	37.6% ▲	+316	Adult	53.8%	54.8%
		Juvenile	953	45%	31.8% ▲	+230	Juvenile	46.2%	45.2%
		GRAND TOTAL	2,110	100%	34.9% ▲	+546	GRAND TOTAL	100%	100%

Dispositions by Division & Code

Division	Case Type Description	Code	Summary	Change	% Change	Absolute Change
Adult	Misdemeanor	CM	290	▲	+59.3%	+108
	Show Cause	SC	193	▲	+69.3%	+79
	Civil Support	VS	191	▲	+50.4%	+64
	Other	OT	138	▲	-0.7%	-1
	Felony	CF	127	▼	-3.1%	-4
	Family Abuse - Protective Order	FP	88	▲	+27.5%	+19
	Capias	CA	67	▲	+76.3%	+29
	Remand Support	RS	33	▲	+13.8%	+4
	Motion - Protective Order	MP	19	▲	+280.0%	+14
	Non-Family Abuse Protective Order	AP	10	▲	+100.0%	+5
	Restricted License for Non-Support	SL	1	▼	-50.0%	-1
	Total		1,157	▲	37.6%	+316
Juvenile	Custody Visitation	CV	567	▲	+24.9%	+113
	Misdemeanor	DM	111	▲	+56.3%	+40
	Remand Custody	RC	41	▲	+28.1%	+9
	Remand Visitation	RV	40	▲	+25.0%	+8
	Felony	DF	39	▲	+333.3%	+30
	Traffic	T	29	▼	-44.2%	-23
	Abuse and Neglect	AN	23	▲	+283.3%	+17
	Other	OT	15	▲	-	+15
	Truancy	TR	12	▼	-20.0%	-3
	Non-Family Abuse Protective Order	AP	11	▲	+1,000.0%	+10
	Permanency Planning	PH	10	▲	+11.1%	+1
	Show Cause	SC	8	▲	+14.3%	+1
	Terminate Parental Rights	TP	8	▲	+700.0%	+7
	Foster Care Review	FC	7	▲	+250.0%	+5
	Paternity	PT	7	↔	-	-
	Temporary Detention Order	TD	4	▲	+300.0%	+3
	Emergency Custody Order	EC	3	▲	-	+3
	Initial Foster Care	IF	3	▼	-25.0%	-1
	Status	ST	3	▼	-62.5%	-5
	Capias	CA	2	▲	-	+2
	Child at Risk	RI	2	↔	-	-
	Family Abuse - Protective Order	FP	2	▲	-	+2
	Child In Need of Services	CS	1	▼	-50.0%	-1
	Civil Violation	CI	1	▼	-80.0%	-4
	Entrustment	ET	1	▲	-	+1
	Juvenile Support	JS	1	▲	-	+1
	Qualified Residential Treatment	QR	1	↔	-	-
	Voluntary Continuing Services and Support Agree	VA	1	▲	-	+1
	Mental Commitment	MC	0	▼	-100.0%	-1
	Special Immigrant Juvenile Status	SI	0	▼	-100.0%	-1
		Total		953	▲	31.8%
	GRAND TOTAL		2,110	▲	34.9%	+546

Dispositions by Major Case Category**

Category	Summary	Change	% Change	Absolute Change
Adult Criminal	608	▲	+39.4%	+172
Child Dependency	56	▲	+124.0%	+31

* Compared to same time period as previous year
 7/11/2024 12:31:58PM

** Case Type Categories are defined in the 2017 Virginia Judicial Workload Assessment
 Source: SCV-SQL-Information

CPSS - JCMS CASELOAD STATISTICS OF THE JUVENILE & DOMESTIC RELATIONS DISTRICT COURTS
 January 2024 thru June 2024 Dispositions (Compared to January 2023 thru June 2023)

York

District: 9 FIPS: 199

Child in Need of Services/Supervision	13	▼	-23.5%	-4
Custody and Visitation	574	▲	+24.5%	+113
Delinquency	160	▲	+83.9%	+73
Juvenile Miscellaneous	3	▼	-62.5%	-5
New to Workload Study	1	▼	-83.3%	-5
Other	274	▲	+17.1%	+40
Protective Orders	130	▲	+62.5%	+50
Support	262	▲	+65.8%	+104
Traffic	29	▼	-44.2%	-23
GRAND TOTAL	2,110	▲	34.9%	+546

2024 Overall GRAND TOTAL		Distribution of Caseload		Change*		Percentage (%) of Caseload		
761	+138 22.2%	Adult	360 47%	18.4% ▲	+56	Adult	2023 48.8%	2024 47.3%
2024	↑	Juvenile	401 53%	25.7% ▲	+82	Juvenile	51.2%	52.7%
2023		GRAND TOTAL	761 100%	22.2% ▲	+138	GRAND TOTAL	100%	100%

Dispositions by Division & Code

Division	Case Type Description	Code	Summary	Change	% Change	Absolute Change
Adult	Felony	CF	78	▲	+136.4%	+45
	Misdemeanor	CM	77	▲	+42.6%	+23
	Civil Support	VS	57	▼	-8.1%	-5
	Other	OT	46	▲	-13.2%	-7
	Show Cause	SC	44	▼	-17.0%	-9
	Family Abuse - Protective Order	FP	27	↔		-
	Capias	CA	18	▲	+80.0%	+8
	Motion - Protective Order	MP	8	▲	+14.3%	+1
	Non-Family Abuse Protective Order	AP	2	▼	-33.3%	-1
	Violation of Protective Order	PV	2	▲	-	+2
	Remand Support	RS	1	↔		-
	Violation Family Abuse Protective Order	PS	0	▼	-100.0%	-1
		Total		360	▲	18.4%
Juvenile	Custody Visitation	CV	211	▲	+12.8%	+24
	Misdemeanor	DM	49	▲	+81.5%	+22
	Truancy	TR	31	▲	+158.3%	+19
	Status	ST	24	▲	-	+24
	Traffic	T	18	▲	+80.0%	+8
	Permanency Planning	PH	9	▼	-10.0%	-1
	Foster Care Review	FC	8	▼	-33.3%	-4
	Non-Family Abuse Protective Order	AP	7	▼	-12.5%	-1
	Felony	DF	6	▼	-64.7%	-11
	Initial Foster Care	IF	6	▲	+20.0%	+1
	Abuse and Neglect	AN	5	▼	-50.0%	-5
	Terminate Parental Rights	TP	5	▲	-	+5
	Child In Need of Services	CS	4	↔		-
	Relief of Custody	CR	4	▲	-	+4
	Remand Custody	RC	4	▲	+100.0%	+2
	Remand Visitation	RV	4	▲	+100.0%	+2
	Other	OT	3	▲	-	+3
	Paternity	PT	2	▼	-33.3%	-1
	Temporary Detention Order	TD	1	▼	-75.0%	-3
	Motion - Protective Order	MP	0	▼	-100.0%	-4
Voluntary Continuing Services and Support Agreen	VA	0	▼	-100.0%	-2	
	Total		401	▲	25.7%	+82
GRAND TOTAL			761	▲	22.2%	+138

Dispositions by Major Case Category**

Category	Summary	Change	% Change	Absolute Change
Adult Criminal	203	▲	+70.6%	+84
Child Dependency	37	▲	-5.1%	-2
Child in Need of Services/Supervision	35	▲	+118.8%	+19
Custody and Visitation	213	▼	+12.1%	+23
Delinquency	55	▲	+25.0%	+11
Juvenile Miscellaneous	24	▲	-	+24
Other	59	▲	-4.8%	-3
Protective Orders	44	▼	-10.2%	-5
Support	73	▼	-22.3%	-21

* Compared to same time period as previous year
 7/11/2024 12:31:58PM

** Case Type Categories are defined in the 2017 Virginia Judicial Workload Assessment
 Source: SCV-SQL-Information

Traffic	18	▲	+80.0%	+8
GRAND TOTAL	761	▲	22.2%	+138

2024 Overall GRAND TOTAL		Distribution of Caseload		Change*		Percentage (%) of Caseload			
458	-1 -0.2%	Adult	253	55%	11.5% ▲	+26	Adult	49.5%	55.2%
2024		Juvenile	205	45%	-11.6% ▼	-27	Juvenile	50.5%	44.8%
2023		GRAND TOTAL	458	100%	-0.2% ▼	-1	GRAND TOTAL	100%	100%

Dispositions by Division & Code

Division	Case Type Description	Code	Summary	Change	% Change	Absolute Change
Adult	Other	OT	57	▲	+46.2%	+18
	Show Cause	SC	50	▲	+28.2%	+11
	Misdemeanor	CM	47	▼	-28.8%	-19
	Civil Support	VS	42	▲	+35.5%	+11
	Family Abuse - Protective Order	FP	25	▲	+31.6%	+6
	Felony	CF	16	▲	+100.0%	+8
	Capias	CA	8	▼	-50.0%	-8
	Motion - Protective Order	MP	3	↔	-	-
	Non-Family Abuse Protective Order	AP	3	▲	-	+3
	Remand Support	RS	1	▲	-	+1
	Restricted License for Non-Support	SL	1	▲	-	+1
	Protective Order	PC	0	▼	-100.0%	-6
		Total		253	▲	11.5%
Juvenile	Custody Visitation	CV	122	▼	-17.0%	-25
	Traffic	T	34	▲	+277.8%	+25
	Misdemeanor	DM	13	▼	-62.9%	-22
	Initial Foster Care	IF	6	▲	+200.0%	+4
	Truancy	TR	6	▼	-25.0%	-2
	Felony	DF	5	▼	-58.3%	-7
	Show Cause	SC	5	▲	+400.0%	+4
	Abuse and Neglect	AN	4	▼	-50.0%	-4
	Foster Care Review	FC	3	↔	-	-
	Civil Violation	CI	2	▲	-	+2
	Temporary Detention Order	TD	2	▼	-33.3%	-1
	Child In Need of Services	CS	1	▲	-	+1
	Other	OT	1	▲	-	+1
	Permanency Planning	PH	1	↔	-	-
	Motion - Protective Order	MP	0	▼	-100.0%	-1
	Paternity	PT	0	▼	-100.0%	-2
		Total		205	▼	-11.6%
	GRAND TOTAL		458	▼	-0.2%	-1

Dispositions by Major Case Category**

Category	Summary	Change	% Change	Absolute Change
Adult Criminal	103	▼	-9.6%	-11
Child Dependency	14	▲	-	0
Child in Need of Services/Supervision	12	▲	+50.0%	+4
Custody and Visitation	122	▼	-18.1%	-27
Delinquency	18	▼	-62.5%	-30
New to Workload Study	2	▲	-	+2
Other	61	▲	+45.2%	+19
Protective Orders	31	▲	+34.8%	+8
Support	61	▲	+17.3%	+9
Traffic	34	▲	+277.8%	+25
	GRAND TOTAL		-0.2%	-1

* Compared to same time period as previous year
 7/11/2024 12:31:58PM

** Case Type Categories are defined in the 2017 Virginia Judicial Workload Assessment
 Source: SCV-SQL-Information

2024 Overall GRAND TOTAL		Distribution of Caseload		Change*		Percentage (%) of Caseload			
286 -18.5% 	-65	Adult	140	49%	-30.3% ▼	-61	Adult	57.3%	49.0%
		Juvenile	146	51%	-2.7% ▼	-4	Juvenile	42.7%	51.0%
		GRAND TOTAL	286	100%	-18.5% ▼	-65	GRAND TOTAL	100%	100%

Dispositions by Division & Code

Division	Case Type Description	Code	Summary	Change	% Change	Absolute Change
Adult	Other	OT	33	▼	-2.9%	-1
	Civil Support	VS	28	▼	-39.1%	-18
	Family Abuse - Protective Order	FP	21	▲	+16.7%	+3
	Show Cause	SC	19	▼	-9.5%	-2
	Misdemeanor	CM	18	▼	-65.4%	-34
	Felony	CF	7	▼	-46.2%	-6
	Motion - Protective Order	MP	6	▲	+50.0%	+2
	Capias	CA	4	▼	-60.0%	-6
	Non-Family Abuse Protective Order	AP	2	▼	-33.3%	-1
	Violation Family Abuse Protective Order	PS	1	▲	-	+1
	Violation of Protective Order	PV	1	▲	-	+1
	Total		140	▼	-30.3%	-61
Juvenile	Custody Visitation	CV	82	▼	-18.0%	-18
	Misdemeanor	DM	14	▼	-6.7%	-1
	Traffic	T	10	▲	+100.0%	+5
	Motion - Protective Order	MP	6	▲	-	+6
	Abuse and Neglect	AN	4	▲	+300.0%	+3
	Felony	DF	4	▼	-33.3%	-2
	Non-Family Abuse Protective Order	AP	4	▲	+100.0%	+2
	Relief of Custody	CR	4	▲	-	+4
	Truancy	TR	4	▲	+300.0%	+3
	Other	OT	3	▲	-	+3
	Paternity	PT	2	▼	-66.7%	-4
	Status	ST	2	▲	-	+2
	Temporary Detention Order	TD	2	▲	-	+2
	Child In Need of Services	CS	1	▲	-	+1
	Emergency Custody Order	EC	1	▲	-	+1
	Foster Care Review	FC	1	▼	-83.3%	-5
	Initial Foster Care	IF	1	↔	-	-
	Permanency Planning	PH	1	▼	-66.7%	-2
	Qualified Residential Treatment	QR	0	▼	-100.0%	-1
	Terminate Parental Rights	TP	0	▼	-100.0%	-2
	Voluntary Continuing Services and Support Agreem	VA	0	▼	-100.0%	-1
	Total		146	▼	-2.7%	-4
GRAND TOTAL			286	▼	-18.5%	-65

Dispositions by Major Case Category**

Category	Summary	Change	% Change	Absolute Change
Adult Criminal	48	▲	-46.7%	-42
Child Dependency	11	▲	-26.7%	-4
Child in Need of Services/Supervision	5	▲	+400.0%	+4
Custody and Visitation	84	▼	-20.8%	-22
Delinquency	18	▼	-14.3%	-3
Juvenile Miscellaneous	2	▲	-	+2
Other	39	▲	+14.7%	+5
Protective Orders	39	▲	+44.4%	+12
Support	30	▼	-42.3%	-22
Traffic	10	▲	+100.0%	+5

* Compared to same time period as previous year
 7/11/2024 12:31:58PM

** Case Type Categories are defined in the 2017 Virginia Judicial Workload Assessment
 Source: SCV-SQL-Information

GRAND TOTAL

286



-18.5%

-65

2024 Overall GRAND TOTAL		Distribution of Caseload			Change*		Percentage (%) of Caseload			
250	-24 -8.8%	Adult	133	53%	-13.1%	▼	-20	Adult	55.8%	53.2%
2024		Juvenile	117	47%	-3.3%	▼	-4	Juvenile	44.2%	46.8%
2023		GRAND TOTAL	250	100%	-8.8%	▼	-24	GRAND TOTAL	100%	100%

Dispositions by Division & Code

Division	Case Type Description	Code	Summary	Change	% Change	Absolute Change
Adult	Civil Support	VS	30	▲	+3.4%	+1
	Show Cause	SC	24	▼	-35.1%	-13
	Other	OT	21	▼	-22.2%	-6
	Family Abuse - Protective Order	FP	16	▲	+166.7%	+10
	Misdemeanor	CM	16	▼	-51.5%	-17
	Capias	CA	12	▼	-14.3%	-2
	Felony	CF	5	▲	+66.7%	+2
	Motion - Protective Order	MP	5	▲	-	+5
	Non-Family Abuse Protective Order	AP	3	▲	+200.0%	+2
	Violation of Protective Order	PV	1	▼	-50.0%	-1
	Restricted License for Non-Support	SL	0	▼	-100.0%	-1
	Total		133	▼	-13.1%	-20
Juvenile	Custody Visitation	CV	76	▲	+2.7%	+2
	Misdemeanor	DM	14	▲	+180.0%	+9
	Motion - Protective Order	MP	6	▲	+200.0%	+4
	Traffic	T	4	▼	-66.7%	-8
	Truancy	TR	4	▲	-	+4
	Abuse and Neglect	AN	2	▼	-80.0%	-8
	Family Abuse - Protective Order	FP	2	▲	-	+2
	Remand Visitation	RV	2	▲	-	+2
	Status	ST	2	▲	-	-
	Child In Need of Services	CS	1	↔	-	-
	Felony	DF	1	▲	-	+1
	Non-Family Abuse Protective Order	AP	1	▲	-	+1
	Paternity	PT	1	↔	-	-
	Relief of Custody	CR	1	↔	-	-
	Civil Violation	CI	0	▼	-100.0%	-1
	Foster Care Review	FC	0	▼	-100.0%	-5
	Permanency Planning	PH	0	▼	-100.0%	-2
	Show Cause	SC	0	▼	-100.0%	-3
	Temporary Detention Order	TD	0	▼	-100.0%	-1
	Voluntary Continuing Services and Support Agree	VA	0	▼	-100.0%	-1
	Total		117	▼	-3.3%	-4
GRAND TOTAL			250	▼	-8.8%	-24

Dispositions by Major Case Category**

Category	Summary	Change	% Change	Absolute Change
Adult Criminal	50	▼	-34.2%	-26
Child Dependency	3	▼	-84.2%	-16
Child in Need of Services/Supervision	5	▲	+400.0%	+4
Custody and Visitation	77	▲	+2.7%	+2
Delinquency	15	▲	+87.5%	+7
Juvenile Miscellaneous	2	▲	-	0
New to Workload Study	0	▼	-100.0%	-1
Other	23	▲	-17.9%	-5
Protective Orders	33	▲	+266.7%	+24
Support	38	▼	-11.6%	-5

* Compared to same time period as previous year
 7/11/2024 12:31:58PM

** Case Type Categories are defined in the 2017 Virginia Judicial Workload Assessment
 Source: SCV-SQL-Information

Traffic		4	▼	-66.7%	-8
	GRAND TOTAL	250	▼	-8.8%	-24

2024 Overall GRAND TOTAL		Distribution of Caseload			Change*		Percentage (%) of Caseload		
1,007	-154 -13.3%	Adult	569	57%	-19.7% ▼	-140	Adult	61.1%	56.5%
2024		Juvenile	438	43%	-3.1% ▼	-14	Juvenile	38.9%	43.5%
2023		GRAND TOTAL	1,007	100%	-13.3% ▼	-154	GRAND TOTAL	100%	100%

Dispositions by Division & Code

Division	Case Type Description	Code	Summary	Change	% Change	Absolute Change	
Adult	Misdemeanor	CM	161	▼	-2.4%	-4	
	Civil Support	VS	118	▼	-18.1%	-26	
	Other	OT	103	▼	-1.9%	-2	
	Show Cause	SC	86	▼	-49.7%	-85	
	Family Abuse - Protective Order	FP	40	▼	-13.0%	-6	
	Felony	CF	26	▼	-16.1%	-5	
	Capias	CA	22	▼	-37.1%	-13	
	Violation Family Abuse Protective Order	PS	3	▲	-	+3	
	Violation of Protective Order	PV	3	▲	+200.0%	+2	
	Motion - Protective Order	MP	2	▲	+100.0%	+1	
	Remand Support	RS	2	↔	-	-	
	Restricted License for Non-Support	SL	2	↔	-	-	
	Non-Family Abuse Protective Order	AP	1	▼	-50.0%	-1	
	Criminal Support	CS	0	▼	-100.0%	-4	
	Total		569	▼	-19.7%	-140	
Juvenile	Custody Visitation	CV	251	▲	+5.0%	+12	
	Misdemeanor	DM	59	▼	-13.2%	-9	
	Traffic	T	20	▼	-20.0%	-5	
	Felony	DF	17	▼	-22.7%	-5	
	Paternity	PT	15	▼	-37.5%	-9	
	Motion - Protective Order	MP	14	▲	+55.6%	+5	
	Voluntary Continuing Services and Support Agreen	VA	10	▲	+42.9%	+3	
	Terminate Parental Rights	TP	6	▲	+100.0%	+3	
	Non-Family Abuse Protective Order	AP	5	▲	+400.0%	+4	
	Permanency Planning	PH	5	▼	-28.6%	-2	
	Truancy	TR	5	▲	+66.7%	+2	
	Emergency Custody Order	EC	4	▲	+100.0%	+2	
	Remand Custody	RC	4	▼	-33.3%	-2	
	Remand Visitation	RV	4	▲	+100.0%	+2	
	Child In Need of Services	CS	3	▲	+200.0%	+2	
	Civil Violation	CI	3	▲	+200.0%	+2	
	Temporary Detention Order	TD	3	▼	-40.0%	-2	
	Other	OT	2	▼	-33.3%	-1	
	Relief of Custody	CR	2	▼	-33.3%	-1	
	Abuse and Neglect	AN	1	▼	-75.0%	-3	
	Capias	CA	1	↔	-	-	
	Family Abuse - Protective Order	FP	1	▲	-	+1	
	Foster Care Review	FC	1	▼	-87.5%	-7	
	Initial Foster Care	IF	1	▲	-	+1	
	Qualified Residential Treatment	QR	1	▲	-	+1	
	Show Cause	SC	0	▼	-100.0%	-2	
	Status	ST	0	▼	-100.0%	-6	
		Total		438	▼	-3.1%	-14
	GRAND TOTAL			1,007	▼	-13.3%	-154

Dispositions by Major Case Category**

Category	Summary	Change	% Change	Absolute Change
Adult Criminal	273	▲	-17.3%	-57
Child Dependency	27	▲	-15.6%	-5

* Compared to same time period as previous year
 7/11/2024 12:31:58PM

** Case Type Categories are defined in the 2017 Virginia Judicial Workload Assessment
 Source: SCV-SQL-Information

CPSS - JCMS CASELOAD STATISTICS OF THE JUVENILE & DOMESTIC RELATIONS DISTRICT COURTS
 January 2024 thru June 2024 Dispositions (Compared to January 2023 thru June 2023)

Child in Need of Services/Supervision	8	▲	+100.0%	+4
Custody and Visitation	266	▼	+1.1%	+3
Delinquency	77	▼	-17.2%	-16
Juvenile Miscellaneous	0	▼	-100.0%	-6
New to Workload Study	3	▲	+200.0%	+2
Other	122	▲	-2.4%	-3
Protective Orders	63	▲	+6.8%	+4
Support	148	▼	-33.6%	-75
Traffic	20	▼	-20.0%	-5
GRAND TOTAL	1,007	▼	-13.3%	-154

2024 Overall GRAND TOTAL		Distribution of Caseload		Change*		Percentage (%) of Caseload		
373	+16 4.5%	Adult	185 50%	-10.6% ▼	-22	Adult	58.0%	49.6%
2024		Juvenile	188 50%	25.3% ▲	+38	Juvenile	42.0%	50.4%
2023		GRAND TOTAL	373 100%	4.5% ▲	+16	GRAND TOTAL	100%	100%

Dispositions by Division & Code

Division	Case Type Description	Code	Summary	Change	% Change	Absolute Change
Adult	Misdemeanor	CM	46	▲	+43.8%	+14
	Civil Support	VS	44	▼	-22.8%	-13
	Show Cause	SC	28	▼	-45.1%	-23
	Other	OT	25	▼	-13.8%	-4
	Family Abuse - Protective Order	FP	20	▲	+17.6%	+3
	Felony	CF	9	▲	+50.0%	+3
	Capias	CA	7	▼	-41.7%	-5
	Violation of Protective Order	PV	3	▲	-	+3
	Motion - Protective Order	MP	2	↔	-	-
	Non-Family Abuse Protective Order	AP	1	↔	-	-
	Total		185	▼	-10.6%	-22
Juvenile	Custody Visitation	CV	107	▲	+27.4%	+23
	Misdemeanor	DM	29	▲	+107.1%	+15
	Traffic	T	7	▲	+75.0%	+3
	Status	ST	6	▲	+200.0%	+4
	Entrustment	ET	5	▲	+400.0%	+4
	Truancy	TR	5	▼	-50.0%	-5
	Non-Family Abuse Protective Order	AP	4	▲	+100.0%	+2
	Paternity	PT	4	↔	-	-
	Permanency Planning	PH	4	▲	-	+4
	Child In Need of Services	CS	3	▼	-25.0%	-1
	Felony	DF	3	▼	-66.7%	-6
	Terminate Parental Rights	TP	3	▲	-	+3
	Show Cause	SC	2	▲	-	+2
	Abuse and Neglect	AN	1	▼	-85.7%	-6
	Capias	CA	1	▲	-	+1
	Family Abuse - Protective Order	FP	1	▲	-	+1
	Foster Care Review	FC	1	▼	-66.7%	-2
	Temporary Detention Order	TD	1	▲	-	+1
	Voluntary Continuing Services and Support Agreem	VA	1	↔	-	-
	Initial Foster Care	IF	0	▼	-100.0%	-2
Other	OT	0	▼	-100.0%	-3	
	Total		188	▲	25.3%	+38
GRAND TOTAL			373	▲	4.5%	+16

Dispositions by Major Case Category**

Category	Summary	Change	% Change	Absolute Change
Adult Criminal	86	▲	-1.1%	-1
Child Dependency	15	▲	+7.1%	+1
Child in Need of Services/Supervision	8	▼	-42.9%	-6
Custody and Visitation	111	▲	+26.1%	+23
Delinquency	35	▲	+52.2%	+12
Juvenile Miscellaneous	6	▲	+200.0%	+4
Other	26	▲	-18.8%	-6
Protective Orders	28	▲	+27.3%	+6
Support	51	▼	-28.2%	-20
Traffic	7	▲	+75.0%	+3

* Compared to same time period as previous year
 7/11/2024 12:31:58PM

** Case Type Categories are defined in the 2017 Virginia Judicial Workload Assessment
 Source: SCV-SQL-Information

GRAND TOTAL

373

▲

4.5%

+16

2024 Overall GRAND TOTAL		Distribution of Caseload		Change*		Percentage (%) of Caseload		
947	-80 -7.8%	Adult	480 51%	-5.0% ▼	-25	Adult	49.2%	50.7%
2024		Juvenile	467 49%	-10.5% ▼	-55	Juvenile	50.8%	49.3%
2023		GRAND TOTAL	947 100%	-7.8% ▼	-80	GRAND TOTAL	100%	100%

Dispositions by Division & Code

Division	Case Type Description	Code	Summary	Change	% Change	Absolute Change	
Adult	Civil Support	VS	114	▼	-10.9%	-14	
	Show Cause	SC	93	▲	+6.9%	+6	
	Misdemeanor	CM	89	▼	-11.0%	-11	
	Other	OT	73	▼	-3.9%	-3	
	Family Abuse - Protective Order	FP	49	▲	+14.0%	+6	
	Felony	CF	30	↔		-	
	Capias	CA	17	↔		-	
	Motion - Protective Order	MP	7	▼	-22.2%	-2	
	Protective Order	PC	3	▲	-	+3	
	Violation of Protective Order	PV	2	▼	-66.7%	-4	
	Non-Family Abuse Protective Order	AP	1	▼	-66.7%	-2	
	Remand Support	RS	1	▼	-66.7%	-2	
	Violation Family Abuse Protective Order	PS	1	▲	-	+1	
	Bond Forfeiture	BF	0	▼	-100.0%	-2	
	Restricted License for Non-Support	SL	0	▼	-100.0%	-1	
	Total		480	▼	-5.0%	-25	
Juvenile	Custody Visitation	CV	239	▼	-0.8%	-2	
	Misdemeanor	DM	77	▲	+10.0%	+7	
	Motion - Protective Order	MP	38	▼	-30.9%	-17	
	Traffic	T	34	▲	+13.3%	+4	
	Paternity	PT	28	▲	+16.7%	+4	
	Child In Need of Services	CS	7	▼	-22.2%	-2	
	Foster Care Review	FC	7	▲	+133.3%	+4	
	Abuse and Neglect	AN	6	▼	-45.5%	-5	
	Felony	DF	6	▼	-76.9%	-20	
	Permanency Planning	PH	6	▼	-25.0%	-2	
	Terminate Parental Rights	TP	4	▼	-20.0%	-1	
	Emergency Custody Order	EC	3	▲	-	+3	
	Initial Foster Care	IF	3	▼	-50.0%	-3	
	Status	ST	3	▼	-62.5%	-5	
	Civil Violation	CI	1	▲	-	+1	
	Non-Family Abuse Protective Order	AP	1	↔		-	
	Remand Custody	RC	1	▼	-75.0%	-3	
	Remand Visitation	RV	1	▼	-66.7%	-2	
	Truancy	TR	1	▼	-66.7%	-2	
	Voluntary Continuing Services and Support Agree	VA	1	↔		-	
	Child at Risk	RI	0	▼	-100.0%	-1	
	Entrustment	ET	0	▼	-100.0%	-2	
	Other	OT	0	▼	-100.0%	-1	
	Qualified Residential Treatment	QR	0	▼	-100.0%	-1	
	Relief of Custody	CR	0	▼	-100.0%	-7	
	Temporary Detention Order	TD	0	▼	-100.0%	-2	
		Total		467	▼	-10.5%	-55
	GRAND TOTAL			947	▼	-7.8%	-80

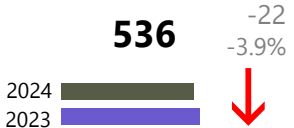
Dispositions by Major Case Category**

Category	Summary	Change	% Change	Absolute Change
Adult Criminal	203	▲	+1.0%	+2
Child Dependency	27	▼	-40.0%	-18

* Compared to same time period as previous year
 7/11/2024 12:31:58PM

** Case Type Categories are defined in the 2017 Virginia Judicial Workload Assessment
 Source: SCV-SQL-Information

Child in Need of Services/Supervision	8	▼	-33.3%	-4
Custody and Visitation	267	▲	+0.8%	+2
Delinquency	83	▼	-13.5%	-13
Juvenile Miscellaneous	3	▼	-62.5%	-5
New to Workload Study	1	▲	-	+1
Other	79	▲	-11.2%	-10
Protective Orders	96	▼	-13.5%	-15
Support	146	▼	-14.1%	-24
Traffic	34	▲	+13.3%	+4
GRAND TOTAL	947	▼	-7.8%	-80

2024 Overall GRAND TOTAL		Distribution of Caseload		Change*		Percentage (%) of Caseload			
536 -22 -3.9% 		Adult	277	52%	-17.6% ▼	-59	Adult	60.2%	51.7%
		Juvenile	259	48%	16.7% ▲	+37	Juvenile	39.8%	48.3%
		GRAND TOTAL	536	100%	-3.9% ▼	-22	GRAND TOTAL	100%	100%

Dispositions by Division & Code

Division	Case Type Description	Code	Summary	Change	% Change	Absolute Change
Adult	Civil Support	VS	77	▼	-11.5%	-10
	Misdemeanor	CM	45	▼	-22.4%	-13
	Other	OT	45	▼	-15.1%	-8
	Show Cause	SC	41	▼	-56.8%	-54
	Family Abuse - Protective Order	FP	28	▲	+75.0%	+12
	Capias	CA	19	▲	+72.7%	+8
	Felony	CF	16	▲	+77.8%	+7
	Motion - Protective Order	MP	3	↔	-	-
	Non-Family Abuse Protective Order	AP	2	▼	-50.0%	-2
	Protective Order	PC	1	▲	-	+1
	Total		277	▼	-17.6%	-59
Juvenile	Custody Visitation	CV	169	▲	+8.3%	+13
	Misdemeanor	DM	21	▲	+50.0%	+7
	Traffic	T	18	▼	-18.2%	-4
	Felony	DF	9	▼	-25.0%	-3
	Paternity	PT	7	▲	+250.0%	+5
	Child In Need of Services	CS	6	▲	+200.0%	+4
	Motion - Protective Order	MP	6	▲	-	+6
	Abuse and Neglect	AN	4	▼	-42.9%	-3
	Temporary Detention Order	TD	4	▲	+100.0%	+2
	Capias	CA	3	▲	+200.0%	+2
	Emergency Custody Order	EC	2	▲	-	+2
	Non-Family Abuse Protective Order	AP	2	▲	+100.0%	+1
	Truancy	TR	2	↔	-	-
	Civil Violation	CI	1	▲	-	+1
	Foster Care Review	FC	1	↔	-	-
	Permanency Planning	PH	1	▲	-	+1
	Remand Custody	RC	1	▲	-	+1
	Show Cause	SC	1	▲	-	+1
	Status	ST	1	▲	-	+1
	Total		259	▲	16.7%	+37
	GRAND TOTAL		536	▼	-3.9%	-22

Dispositions by Major Case Category**

Category	Summary	Change	% Change	Absolute Change
Adult Criminal	97	▲	-26.5%	-35
Child Dependency	6	▲	-25.0%	-2
Child in Need of Services/Supervision	8	▲	+100.0%	+4
Custody and Visitation	176	▲	+11.4%	+18
Delinquency	34	▲	+25.9%	+7
Juvenile Miscellaneous	1	▲	-	+1
New to Workload Study	1	▲	-	+1
Other	52	▲	-5.5%	-3
Protective Orders	41	▲	+70.8%	+17
Support	102	▼	-20.3%	-26
Traffic	18	▼	-18.2%	-4
GRAND TOTAL	536	▼	-3.9%	-22

* Compared to same time period as previous year
 7/11/2024 12:31:58PM

** Case Type Categories are defined in the 2017 Virginia Judicial Workload Assessment
 Source: SCV-SQL-Information

2024 Overall GRAND TOTAL		Distribution of Caseload		Change*		Percentage (%) of Caseload			
424 +14 3.4% 	2024 2023	Adult	240	57%	24.4% ▲	+47	Adult	47.1%	56.6%
		Juvenile	184	43%	-15.2% ▼	-33	Juvenile	52.9%	43.4%
GRAND TOTAL		424	100%	3.4% ▲	+14	GRAND TOTAL	100%	100%	

Dispositions by Division & Code

Division	Case Type Description	Code	Summary	Change	% Change	Absolute Change
Adult	Misdemeanor	CM	62	▲	+93.8%	+30
	Civil Support	VS	51	▲	+27.5%	+11
	Show Cause	SC	46	▲	+21.1%	+8
	Other	OT	40	▼	-2.4%	-1
	Capias	CA	17	◄		-
	Family Abuse - Protective Order	FP	10	▼	-33.3%	-5
	Felony	CF	9	▲	+350.0%	+7
	Motion - Protective Order	MP	2	↔		-
	Remand Support	RS	2	↔		-
	Non-Family Abuse Protective Order	AP	1	▼	-50.0%	-1
	Protective Order	PC	0	▼	-100.0%	-1
	Restricted License for Non-Support	SL	0	▼	-100.0%	-1
	Total			240	▲	24.4%
Juvenile	Custody Visitation	CV	101	▼	-26.3%	-36
	Show Cause	SC	35	▲	+133.3%	+20
	Truancy	TR	13	▲	+225.0%	+9
	Misdemeanor	DM	11	▼	-26.7%	-4
	Traffic	T	5	▼	-58.3%	-7
	Terminate Parental Rights	TP	4	▲	-	+4
	Felony	DF	2	▲	+100.0%	+1
	Non-Family Abuse Protective Order	AP	2	↔		-
	Remand Custody	RC	2	▼	-71.4%	-5
	Special Immigrant Juvenile Status	SI	2	▲	-	+2
	Temporary Detention Order	TD	2	▲	-	+2
	Child In Need of Services	CS	1	▼	-50.0%	-1
	Foster Care Review	FC	1	↔		-
	Initial Foster Care	IF	1	▲	-	+1
	Permanency Planning	PH	1	▼	-87.5%	-7
	Voluntary Continuing Services and Support Agreem	VA	1	▼	-50.0%	-1
	Capias	CA	0	▼	-100.0%	-1
	Motion - Protective Order	MP	0	▼	-100.0%	-3
	Other	OT	0	▼	-100.0%	-2
	Paternity	PT	0	▼	-100.0%	-1
Qualified Residential Treatment	QR	0	▼	-100.0%	-4	
Total			184	▼	-15.2%	-33
GRAND TOTAL			424	▲	3.4%	+14

Dispositions by Major Case Category**

Category	Summary	Change	% Change	Absolute Change
Adult Criminal	127	▲	+69.3%	+52
Child Dependency	8	▲	-46.7%	-7
Child in Need of Services/Supervision	14	▲	+133.3%	+8
Custody and Visitation	101	▼	-26.8%	-37
Delinquency	48	▲	+50.0%	+16
New to Workload Study	2	▲	-	+2
Other	46	▲	-11.5%	-6
Protective Orders	15	▼	-37.5%	-9
Support	58	▼	+3.6%	+2

* Compared to same time period as previous year
 7/11/2024 12:31:58PM

** Case Type Categories are defined in the 2017 Virginia Judicial Workload Assessment
 Source: SCV-SQL-Information

Traffic		5	▼	-58.3%	-7
	GRAND TOTAL	424	▲	3.4%	+14

2024 Overall GRAND TOTAL		Distribution of Caseload		Change*		Percentage (%) of Caseload			
1,010	+15 1.5%	Adult	521	52%	-4.6% ▼	-25	Adult	54.9%	51.6%
2024		Juvenile	489	48%	8.9% ▲	+40	Juvenile	45.1%	48.4%
2023		GRAND TOTAL	1,010	100%	1.5% ▲	+15	GRAND TOTAL	100%	100%

Dispositions by Division & Code

Division	Case Type Description	Code	Summary	Change	% Change	Absolute Change
Adult	Misdemeanor	CM	111	▼	-31.1%	-50
	Other	OT	99	▼	-5.7%	-6
	Civil Support	VS	96	▼	-10.3%	-11
	Show Cause	SC	79	▲	+23.4%	+15
	Felony	CF	64	▲	+82.9%	+29
	Capias	CA	41	▲	+115.8%	+22
	Family Abuse - Protective Order	FP	26	▼	-36.6%	-15
	Motion - Protective Order	MP	3	▼	-50.0%	-3
	Criminal Support	CS	1	▲	-	+1
	Non-Family Abuse Protective Order	AP	1	▼	-85.7%	-6
	Restricted License for Non-Support	SL	0	▼	-100.0%	-1
	Total		521	▼	-4.6%	-25
Juvenile	Custody Visitation	CV	298	▼	-4.2%	-13
	Misdemeanor	DM	44	▲	+37.5%	+12
	Traffic	T	43	▲	+10.3%	+4
	Felony	DF	22	▲	+29.4%	+5
	Abuse and Neglect	AN	15	▲	+1,400.0%	+14
	Foster Care Review	FC	13	▲	+30.0%	+3
	Permanency Planning	PH	9	▼	-25.0%	-3
	Initial Foster Care	IF	8	▲	-	+8
	Terminate Parental Rights	TP	8	▲	+60.0%	+3
	Paternity	PT	5	↔	-	-
	Child In Need of Services	CS	4	▲	-	+4
	Emergency Custody Order	EC	4	▲	+300.0%	+3
	Other	OT	4	▲	-	+4
	Show Cause	SC	3	▼	-57.1%	-4
	Temporary Detention Order	TD	3	↔	-	-
	Capias	CA	2	▲	-	+2
	Civil Violation	CI	1	▲	-	+1
	Non-Family Abuse Protective Order	AP	1	↔	-	-
	Truancy	TR	1	▼	-75.0%	-3
	Voluntary Continuing Services and Support Agree	VA	1	▲	-	+1
	Emancipation	EP	0	▼	-100.0%	-1
	Total		489	▲	8.9%	+40
GRAND TOTAL			1,010	▲	1.5%	+15

Dispositions by Major Case Category**

Category	Summary	Change	% Change	Absolute Change
Adult Criminal	245	▲	-2.4%	-6
Child Dependency	54	▲	+92.9%	+26
Child in Need of Services/Supervision	5	▲	+25.0%	+1
Custody and Visitation	303	▼	-4.1%	-13
Delinquency	71	▲	+26.8%	+15
Juvenile Miscellaneous	0	▼	-100.0%	-1
New to Workload Study	1	▲	-	+1
Other	110	▲	+0.9%	+1
Protective Orders	31	▼	-43.6%	-24
Support	147	▲	+8.1%	+11

* Compared to same time period as previous year
 7/11/2024 12:31:58PM

** Case Type Categories are defined in the 2017 Virginia Judicial Workload Assessment
 Source: SCV-SQL-Information

Traffic		43	▲	+10.3%	+4
	GRAND TOTAL	1,010	▲	1.5%	+15

2024 Overall GRAND TOTAL		Distribution of Caseload		Change*		Percentage (%) of Caseload		
427	-123 -22.4%	Adult	228 53%	-13.3% ▼	-35	Adult	47.8%	53.4%
2024		Juvenile	199 47%	-30.7% ▼	-88	Juvenile	52.2%	46.6%
2023		GRAND TOTAL	427 100%	-22.4% ▼	-123	GRAND TOTAL	100%	100%

Dispositions by Division & Code

Division	Case Type Description	Code	Summary	Change	% Change	Absolute Change
Adult	Show Cause	SC	48	▲	+14.3%	+6
	Other	OT	45	▼	-11.8%	-6
	Misdemeanor	CM	40	▼	-21.6%	-11
	Civil Support	VS	39	▼	-33.9%	-20
	Capias	CA	21	▼	-8.7%	-2
	Felony	CF	13	▼	-13.3%	-2
	Family Abuse - Protective Order	FP	10	▼	-44.4%	-8
	Motion - Protective Order	MP	6	▲	+200.0%	+4
	Violation of Protective Order	PV	3	▲	+200.0%	+2
	Non-Family Abuse Protective Order	AP	2	▲	+100.0%	+1
	Protective Order	PC	1	▲	-	+1
	Total		228	▼	-13.3%	-35
Juvenile	Custody Visitation	CV	107	▼	-35.2%	-58
	Misdemeanor	DM	17	▼	-51.4%	-18
	Abuse and Neglect	AN	13	▲	+85.7%	+6
	Show Cause	SC	12	▼	-29.4%	-5
	Truancy	TR	9	▲	+50.0%	+3
	Felony	DF	8	▼	-33.3%	-4
	Traffic	T	8	▼	-11.1%	-1
	Motion - Protective Order	MP	5	▲	-	+5
	Civil Violation	CI	4	▲	-	+4
	Paternity	PT	3	▼	-62.5%	-5
	Status	ST	3	▲	-	+3
	Voluntary Continuing Services and Support Agreem	VA	3	▼	-25.0%	-1
	Temporary Detention Order	TD	2	▲	+100.0%	+1
	Child In Need of Services	CS	1	▼	-50.0%	-1
	Initial Foster Care	IF	1	↔	-	-
	Non-Family Abuse Protective Order	AP	1	▼	-50.0%	-1
	Other	OT	1	▼	-75.0%	-3
	Terminate Parental Rights	TP	1	▲	-	+1
	Foster Care Review	FC	0	▼	-100.0%	-4
	Permanency Planning	PH	0	▼	-100.0%	-8
	Qualified Residential Treatment	QR	0	▼	-100.0%	-1
Remand Custody	RC	0	▼	-100.0%	-1	
	Total		199	▼	-30.7%	-88
GRAND TOTAL			427	▼	-22.4%	-123

Dispositions by Major Case Category**

Category	Summary	Change	% Change	Absolute Change
Adult Criminal	104	▲	-1.0%	-1
Child Dependency	18	▲	-28.0%	-7
Child in Need of Services/Supervision	10	↔	+25.0%	+2
Custody and Visitation	110	▼	-36.4%	-63
Delinquency	37	▼	-42.2%	-27
Juvenile Miscellaneous	3	▲	-	+3
New to Workload Study	4	▲	-	+4
Other	48	▼	-15.8%	-9
Protective Orders	24	▲	+4.3%	+1

* Compared to same time period as previous year
 7/11/2024 12:31:58PM

** Case Type Categories are defined in the 2017 Virginia Judicial Workload Assessment
 Source: SCV-SQL-Information

CPSS - JCMS CASELOAD STATISTICS OF THE JUVENILE & DOMESTIC RELATIONS DISTRICT COURTS
January 2024 thru June 2024 Dispositions (Compared to January 2023 thru June 2023)

Support	61	▼	-29.1%	-25
Traffic	8	▼	-11.1%	-1
GRAND TOTAL	427	▼	-22.4%	-123

2024 Overall GRAND TOTAL		Distribution of Caseload			Change*		Percentage (%) of Caseload		
1,770 +84 5.0% 	Adult	1,182	67%	9.6% ▲	+104	Adult	2023: 63.9%	2024: 66.8%	
	Juvenile	588	33%	-3.3% ▼	-20	Juvenile	2023: 36.1%	2024: 33.2%	
GRAND TOTAL		1,770	100%	5.0% ▲	+84	GRAND TOTAL	100%	100%	

Dispositions by Division & Code

Division	Case Type Description	Code	Summary	Change	% Change	Absolute Change	
Adult	Other	OT	316	▲	+21.1%	+55	
	Misdemeanor	CM	303	▲	+11.4%	+31	
	Civil Support	VS	172	▲	+32.3%	+42	
	Show Cause	SC	142	▼	-6.6%	-10	
	Capias	CA	104	▼	-4.6%	-5	
	Felony	CF	69	▼	-15.9%	-13	
	Family Abuse - Protective Order	FP	60	▲	+11.1%	+6	
	Motion - Protective Order	MP	6	▼	-25.0%	-2	
	Violation of Protective Order	PV	5	▲	+25.0%	+1	
	Bond Forfeiture	BF	3	↔		-	
	Non-Family Abuse Protective Order	AP	1	↔		-	
	Protective Order	PC	1	▲	-	+1	
	Remand Support	RS	0	▼	-100.0%	-1	
	Restricted License for Non-Support	SL	0	▼	-100.0%	-1	
Total			1,182	▲	9.6%	+104	
Juvenile	Custody Visitation	CV	310	▲	+3.3%	+10	
	Mental Commitment	MC	72	▼	-19.1%	-17	
	Misdemeanor	DM	52	▲	+26.8%	+11	
	Felony	DF	39	▲	+116.7%	+21	
	Permanency Planning	PH	16	▲	+700.0%	+14	
	Show Cause	SC	15	▲	+36.4%	+4	
	Truancy	TR	14	▲	+75.0%	+6	
	Paternity	PT	11	▼	-38.9%	-7	
	Traffic	T	8	▼	-73.3%	-22	
	Abuse and Neglect	AN	7	▼	-69.6%	-16	
	Temporary Detention Order	TD	7	▲	+40.0%	+2	
	Emergency Custody Order	EC	6	▲	+200.0%	+4	
	Initial Foster Care	IF	6	▼	-62.5%	-10	
	Status	ST	5	▲	+400.0%	+4	
	Other	OT	4	▲	+100.0%	+2	
	Special Immigrant Juvenile Status	SI	4	↔		-	
	Child In Need of Services	CS	3	↔		-	
	Foster Care Review	FC	3	▼	-57.1%	-4	
	Terminate Parental Rights	TP	2	▼	-50.0%	-2	
	Voluntary Continuing Services and Support Agreem	VA	2	▲	-	+2	
	Emancipation	EP	1	▲	-	+1	
	Family Abuse - Protective Order	FP	1	▼	-50.0%	-1	
	Non-Family Abuse Protective Order	AP	0	▼	-100.0%	-13	
	Qualified Residential Treatment	QR	0	▼	-100.0%	-1	
	Relief of Custody	CR	0	▼	-100.0%	-2	
	Remand Custody	RC	0	▼	-100.0%	-4	
	Remand Visitation	RV	0	▼	-100.0%	-2	
	Total			588	▼	-3.3%	-20
	GRAND TOTAL			1,770	▲	5.0%	+84

Dispositions by Major Case Category**

Category	Summary	Change	% Change	Absolute Change
Adult Criminal	526	▲	+3.3%	+17
Child Dependency	36	▲	-34.5%	-19

* Compared to same time period as previous year
 7/11/2024 12:31:58PM

** Case Type Categories are defined in the 2017 Virginia Judicial Workload Assessment
 Source: SCV-SQL-Information

CPSS - JCMS CASELOAD STATISTICS OF THE JUVENILE & DOMESTIC RELATIONS DISTRICT COURTS
 January 2024 thru June 2024 Dispositions (Compared to January 2023 thru June 2023)

Petersburg

District: 11 FIPS: 730

Child in Need of Services/Supervision	18	▲	+63.6%	+7
Custody and Visitation	321	▼	+0.9%	+3
Delinquency	105	▲	+50.0%	+35
Juvenile Miscellaneous	6	▲	+500.0%	+5
New to Workload Study	4	↔		0
Other	405	▲	+10.7%	+39
Protective Orders	68	▼	-12.8%	-10
Support	273	▼	+11.9%	+29
Traffic	8	▼	-73.3%	-22
GRAND TOTAL	1,770	▲	5.0%	+84

2024 Overall GRAND TOTAL		Distribution of Caseload		Change*		Percentage (%) of Caseload			
534	+67 14.3%	Adult	317	59%	17.0% ▲	+46	Adult	58.0%	59.4%
2024		Juvenile	217	41%	10.7% ▲	+21	Juvenile	42.0%	40.6%
2023		GRAND TOTAL	534	100%	14.3% ▲	+67	GRAND TOTAL	100%	100%

Dispositions by Division & Code

Division	Case Type Description	Code	Summary	Change	% Change	Absolute Change
Adult	Show Cause	SC	78	▲	+21.9%	+14
	Misdemeanor	CM	68	▲	+25.9%	+14
	Civil Support	VS	58	▲	+7.4%	+4
	Other	OT	40	▲	+8.1%	+3
	Capias	CA	21	▲	+40.0%	+6
	Family Abuse - Protective Order	FP	19	▲	+26.7%	+4
	Felony	CF	19	▲	+18.8%	+3
	Remand Support	RS	7	↔		-
	Motion - Protective Order	MP	5	▲	+25.0%	+1
	Non-Family Abuse Protective Order	AP	1	▼	-80.0%	-4
	Violation of Protective Order	PV	1	▲	-	+1
	Total		317	▲	17.0%	+46
Juvenile	Custody Visitation	CV	152	▲	+49.0%	+50
	Misdemeanor	DM	14	▼	-6.7%	-1
	Felony	DF	11	▲	+266.7%	+8
	Traffic	T	9	▼	-40.0%	-6
	Remand Custody	RC	5	▲	+66.7%	+2
	Remand Visitation	RV	5	▲	+150.0%	+3
	Abuse and Neglect	AN	4	▼	-33.3%	-2
	Child In Need of Services	CS	4	▼	-33.3%	-2
	Permanency Planning	PH	3	↔		-
	Foster Care Review	FC	2	▼	-50.0%	-2
	Show Cause	SC	2	▼	-89.5%	-17
	Truancy	TR	2	▼	-66.7%	-4
	Civil Violation	CI	1	▲	-	+1
	Initial Foster Care	IF	1	▼	-50.0%	-1
	Other	OT	1	↔		-
	Status	ST	1	▼	-75.0%	-3
	Non-Family Abuse Protective Order	AP	0	▼	-100.0%	-2
	Paternity	PT	0	▼	-100.0%	-2
	Qualified Residential Treatment	QR	0	▼	-100.0%	-1
		Total		217	▲	10.7%
GRAND TOTAL			534	▲	14.3%	+67

Dispositions by Major Case Category**

Category	Summary	Change	% Change	Absolute Change
Adult Criminal	153	▲	+19.5%	+25
Child Dependency	10	▼	-37.5%	-6
Child in Need of Services/Supervision	6	▼	-50.0%	-6
Custody and Visitation	152	▼	+46.2%	+48
Delinquency	27	▲	-27.0%	-10
Juvenile Miscellaneous	1	▼	-75.0%	-3
New to Workload Study	1	▲	-	+1
Other	58	▲	+16.0%	+8
Protective Orders	25	▼	-3.8%	-1
Support	92	▲	+22.7%	+17
Traffic	9	▼	-40.0%	-6

* Compared to same time period as previous year
 7/11/2024 12:31:58PM

** Case Type Categories are defined in the 2017 Virginia Judicial Workload Assessment
 Source: SCV-SQL-Information

GRAND TOTAL

534

▲

14.3%

+67

2024 Overall GRAND TOTAL		Distribution of Caseload			Change*		Percentage (%) of Caseload		
10,181 +153 1.5% 	2024 2023	Adult	5,345	52%	7.3% ▲	+362	Adult	49.7%	52.5%
		Juvenile	4,836	48%	-4.1% ▼	-209	Juvenile	50.3%	47.5%
GRAND TOTAL		10,181	100%	1.5% ▲	+153	GRAND TOTAL	100%	100%	

Dispositions by Division & Code

Division	Case Type Description	Code	Summary	Change	% Change	Absolute Change	
Adult	Civil Support	VS	1,161	▲	+9.6%	+102	
	Misdemeanor	CM	1,125	▲	+5.5%	+59	
	Show Cause	SC	971	▲	+15.5%	+130	
	Other	OT	833	▼	+5.4%	+43	
	Family Abuse - Protective Order	FP	410	▼	-6.6%	-29	
	Capias	CA	337	▲	+38.1%	+93	
	Felony	CF	319	▲	+4.2%	+13	
	Remand Support	RS	85	▼	-24.8%	-28	
	Motion - Protective Order	MP	55	▼	-31.3%	-25	
	Violation of Protective Order	PV	30	▲	+25.0%	+6	
	Non-Family Abuse Protective Order	AP	17	▼	-15.0%	-3	
	Return of Desposit (Bondsman)	RD	1	▲	-	+1	
	Temporary Detention Order	TD	1	▲	-	+1	
	Criminal Support	CS	0	▼	-100.0%	-1	
Total			5,345	▲	7.3%	+362	
Juvenile	Custody Visitation	CV	2,852	▼	-7.5%	-230	
	Misdemeanor	DM	766	▲	+22.6%	+141	
	Traffic	T	260	▼	-28.0%	-101	
	Felony	DF	257	▲	+24.8%	+51	
	Remand Custody	RC	131	▼	-45.2%	-108	
	Remand Visitation	RV	130	▼	-12.2%	-18	
	Special Immigrant Juvenile Status	SI	87	▲	+64.2%	+34	
	Status	ST	71	▼	-15.5%	-13	
	Paternity	PT	41	▲	+41.4%	+12	
	Abuse and Neglect	AN	26	▲	+116.7%	+14	
	Foster Care Review	FC	25	▲	+19.0%	+4	
	Permanency Planning	PH	25	▼	-19.4%	-6	
	Terminate Parental Rights	TP	23	▲	+130.0%	+13	
	Child In Need of Services	CS	20	▼	-9.1%	-2	
	Truancy	TR	19	▲	+216.7%	+13	
	Non-Family Abuse Protective Order	AP	18	↔	-	-	
	Temporary Detention Order	TD	17	▼	-54.1%	-20	
	Initial Foster Care	IF	16	▲	+33.3%	+4	
	Emergency Custody Order	EC	13	▲	+8.3%	+1	
	Show Cause	SC	10	▲	+150.0%	+6	
	Civil Violation	CI	9	▲	-	+9	
	Motion - Protective Order	MP	7	▲	+133.3%	+4	
	Voluntary Continuing Services and Support Agreem	VA	6	▲	+20.0%	+1	
	Relief of Custody	CR	5	▼	-28.6%	-2	
	Capias	CA	1	↔	-	-	
	Family Abuse - Protective Order	FP	1	▼	-66.7%	-2	
	Emancipation	EP	0	▼	-100.0%	-1	
	Juvenile Support	JS	0	▼	-100.0%	-1	
	Other	OT	0	▼	-100.0%	-10	
	Qualified Residential Treatment	QR	0	▼	-100.0%	-2	
	Total			4,836	▼	-4.1%	-209
	GRAND TOTAL			10,181	▲	1.5%	+153

* Compared to same time period as previous year
 7/11/2024 12:31:58PM

** Case Type Categories are defined in the 2017 Virginia Judicial Workload Assessment
 Source: SCV-SQL-Information

Dispositions by Major Case Category**

Category	Summary	Change	% Change	Absolute Change
Adult Criminal	2,374	▲	+10.3%	+222
Child Dependency	126	▲	+26.0%	+26
Child in Need of Services/Supervision	39	▲	+34.5%	+10
Custody and Visitation	2,893	▲	-7.0%	-218
Delinquency	1,034	▲	+23.8%	+199
Juvenile Miscellaneous	71	▼	-16.5%	-14
New to Workload Study	96	▲	+81.1%	+43
Other	1,211	▲	-10.2%	-138
Protective Orders	508	▲	-9.8%	-55
Support	1,569	▼	+12.9%	+179
Traffic	260	▼	-28.0%	-101
GRAND TOTAL	10,181	▲	1.5%	+153

* Compared to same time period as previous year
 7/11/2024 12:31:58PM

** Case Type Categories are defined in the 2017 Virginia Judicial Workload Assessment
 Source: SCV-SQL-Information

2024 Overall GRAND TOTAL		Distribution of Caseload		Change*		Percentage (%) of Caseload		
788	-7 -0.9%	Adult	419 53%	1.2% ▲	+5	Adult	2023 52.1%	2024 53.2%
2024		Juvenile	369 47%	-3.1% ▼	-12	Juvenile	47.9%	46.8%
2023		GRAND TOTAL	788 100%	-0.9% ▼	-7	GRAND TOTAL	100%	100%

Dispositions by Division & Code

Division	Case Type Description	Code	Summary	Change	% Change	Absolute Change
Adult	Civil Support	VS	78	▲	+16.4%	+11
	Misdemeanor	CM	78	▼	-33.9%	-40
	Other	OT	73	▲	-7.6%	-6
	Show Cause	SC	71	▲	+65.1%	+28
	Family Abuse - Protective Order	FP	45	▲	+66.7%	+18
	Capias	CA	40	▼	+33.3%	+10
	Felony	CF	30	▼	-28.6%	-12
	Motion - Protective Order	MP	4	▲	+33.3%	+1
	Non-Family Abuse Protective Order	AP	0	▼	-100.0%	-3
	Remand Support	RS	0	▼	-100.0%	-1
	Restricted License for Non-Support	SL	0	▼	-100.0%	-1
	Total		419	▲	1.2%	+5
Juvenile	Custody Visitation	CV	219	▲	+27.3%	+47
	Misdemeanor	DM	67	▼	-8.2%	-6
	Status	ST	14	↔		-
	Felony	DF	13	▼	-59.4%	-19
	Traffic	T	12	▼	-72.1%	-31
	Terminate Parental Rights	TP	8	▲	+300.0%	+6
	Truancy	TR	7	▼	-12.5%	-1
	Foster Care Review	FC	6	▲	+20.0%	+1
	Abuse and Neglect	AN	5	▲	+25.0%	+1
	Permanency Planning	PH	4	▼	-55.6%	-5
	Child In Need of Services	CS	3	▲	+200.0%	+2
	Temporary Detention Order	TD	3	▼	-25.0%	-1
	Emergency Custody Order	EC	2	▲	+100.0%	+1
	Non-Family Abuse Protective Order	AP	2	▲	+100.0%	+1
	Show Cause	SC	2	▲	-	+2
	Capias	CA	1	↔		-
	Paternity	PT	1	▲	-	+1
	Initial Foster Care	IF	0	▼	-100.0%	-5
	Qualified Residential Treatment	QR	0	▼	-100.0%	-2
	Remand Custody	RC	0	▼	-100.0%	-2
	Remand Visitation	RV	0	▼	-100.0%	-1
	Voluntary Continuing Services and Support Agreen	VA	0	▼	-100.0%	-1
		Total		369	▼	-3.1%
	GRAND TOTAL		788	▼	-0.9%	-7

Dispositions by Major Case Category**

Category	Summary	Change	% Change	Absolute Change
Adult Criminal	178	▼	-19.5%	-43
Child Dependency	23	▼	-17.9%	-5
Child in Need of Services/Supervision	10	▲	+11.1%	+1
Custody and Visitation	220	▲	+27.9%	+48
Delinquency	83	▲	-21.7%	-23
Juvenile Miscellaneous	14	↔		0
Other	78	▲	-11.4%	-10
Protective Orders	51	▲	+50.0%	+17
Support	119	▲	+48.8%	+39

* Compared to same time period as previous year
 7/11/2024 12:31:58PM

** Case Type Categories are defined in the 2017 Virginia Judicial Workload Assessment
 Source: SCV-SQL-Information

Traffic	12	▼	-72.1%	-31
GRAND TOTAL	788	▼	-0.9%	-7

2024 Overall GRAND TOTAL		Distribution of Caseload		Change*		Percentage (%) of Caseload			
7,099	+185 2.7%	Adult	4,017	57%	1.1% ▲	+44	Adult	57.5%	56.6%
2024		Juvenile	3,082	43%	4.8% ▲	+141	Juvenile	42.5%	43.4%
2023		GRAND TOTAL	7,099	100%	2.7% ▲	+185	GRAND TOTAL	100%	100%

Dispositions by Division & Code

Division	Case Type Description	Code	Summary	Change	% Change	Absolute Change	
Adult	Other	OT	831	▲	+4.5%	+36	
	Show Cause	SC	830	▲	+2.9%	+23	
	Misdemeanor	CM	780	▼	-2.9%	-23	
	Civil Support	VS	563	▼	-4.6%	-27	
	Capias	CA	506	▲	+1.6%	+8	
	Family Abuse - Protective Order	FP	270	▲	+3.8%	+10	
	Felony	CF	208	▲	+6.7%	+13	
	Non-Family Abuse Protective Order	AP	13	▲	+18.2%	+2	
	Motion - Protective Order	MP	7	▼	-22.2%	-2	
	Remand Support	RS	4	▲	-	+4	
	Restricted License for Non-Support	SL	3	▲	+50.0%	+1	
	Criminal Support	CS	1	▲	-	+1	
	Violation of Protective Order	PV	1	▼	-50.0%	-1	
	Violation Family Abuse Protective Order	PS	0	▼	-100.0%	-1	
	Total		4,017	▲	1.1%	+44	
Juvenile	Custody Visitation	CV	1,798	▼	-3.6%	-68	
	Misdemeanor	DM	284	▲	+21.4%	+50	
	Felony	DF	177	▲	+47.5%	+57	
	Paternity	PT	143	▼	-20.6%	-37	
	Permanency Planning	PH	114	▲	+31.0%	+27	
	Foster Care Review	FC	95	▲	+14.5%	+12	
	Abuse and Neglect	AN	78	▲	+21.9%	+14	
	Traffic	T	66	▲	+34.7%	+17	
	Special Immigrant Juvenile Status	SI	59	▼	-3.3%	-2	
	Initial Foster Care	IF	55	▲	+83.3%	+25	
	Temporary Detention Order	TD	35	▲	+94.4%	+17	
	Mental Commitment	MC	26	▼	-13.3%	-4	
	Status	ST	24	▲	+118.2%	+13	
	Terminate Parental Rights	TP	23	▼	-25.8%	-8	
	Show Cause	SC	17	▼	+30.8%	+4	
	Truancy	TR	15	▲	+15.4%	+2	
	Child In Need of Services	CS	13	▼	-31.6%	-6	
	Remand Custody	RC	11	▲	-	+11	
	Remand Visitation	RV	11	▲	-	+11	
	Voluntary Continuing Services and Support Agreem	VA	10	▼	-33.3%	-5	
	Non-Family Abuse Protective Order	AP	8	▲	+100.0%	+4	
	Other	OT	5	▲	-	+5	
	Relief of Custody	CR	4	▼	-33.3%	-2	
	Emergency Custody Order	EC	3	▲	+200.0%	+2	
	Family Abuse - Protective Order	FP	3	▲	-	+3	
	Civil Violation	CI	2	▲	-	+2	
	Juvenile Support	JS	2	▲	-	+2	
	Qualified Residential Treatment	QR	1	▼	-80.0%	-4	
	Capias	CA	0	▼	-100.0%	-1	
		Total		3,082	▲	4.8%	+141
		GRAND TOTAL		7,099	▲	2.7%	+185

* Compared to same time period as previous year
 7/11/2024 12:31:58PM

** Case Type Categories are defined in the 2017 Virginia Judicial Workload Assessment
 Source: SCV-SQL-Information

Dispositions by Major Case Category**

Category	Summary	Change	% Change	Absolute Change
Adult Criminal	1,681	▼	+0.3%	+5
Child Dependency	380	▼	+18.4%	+59
Child in Need of Services/Supervision	28	▼	-17.6%	-6
Custody and Visitation	1,941	▼	-5.1%	-105
Delinquency	478	▲	+30.6%	+112
Juvenile Miscellaneous	26	▲	+136.4%	+15
New to Workload Study	61	▲		0
Other	924	▲	+9.5%	+80
Protective Orders	301	▲	+6.0%	+17
Support	1,213	▲	-0.7%	-9
Traffic	66	▲	+34.7%	+17
GRAND TOTAL	7,099	▲	2.7%	+185

* Compared to same time period as previous year
 7/11/2024 12:31:58PM

** Case Type Categories are defined in the 2017 Virginia Judicial Workload Assessment
 Source: SCV-SQL-Information

2024 Overall GRAND TOTAL		Distribution of Caseload		Change*		Percentage (%) of Caseload			
9,365 	+902 10.7%	Adult	4,894	52%	6.8% ▲	+312	Adult	54.1%	52.3%
		Juvenile	4,471	48%	15.2% ▲	+590	Juvenile	45.9%	47.7%
		GRAND TOTAL	9,365	100%	10.7% ▲	+902	GRAND TOTAL	100%	100%

Dispositions by Division & Code

Division	Case Type Description	Code	Summary	Change	% Change	Absolute Change	
Adult	Show Cause	SC	1,022	▲	+8.0%	+76	
	Civil Support	VS	1,015	▲	+38.7%	+283	
	Misdemeanor	CM	805	▼	-19.6%	-196	
	Capias	CA	626	▲	+37.0%	+169	
	Other	OT	610	▲	+5.4%	+31	
	Felony	CF	357	▼	-9.8%	-39	
	Family Abuse - Protective Order	FP	329	▼	-5.7%	-20	
	Motion - Protective Order	MP	51	▼	-31.1%	-23	
	Remand Support	RS	39	▲	+333.3%	+30	
	Violation of Protective Order	PV	19	▼	-5.0%	-1	
	Non-Family Abuse Protective Order	AP	11	▼	-31.3%	-5	
	Restricted License for Non-Support Protective Order	SL	9	▲	+200.0%	+6	
	Protective Order	PC	1	▲	-	+1	
	Total		4,894	▲	6.8%	+312	
Juvenile	Custody Visitation	CV	2,832	▲	+16.6%	+403	
	Misdemeanor	DM	507	▲	+11.9%	+54	
	Traffic	T	305	↔	-	-	
	Felony	DF	165	▲	+5.1%	+8	
	Permanency Planning	PH	64	▲	+52.4%	+22	
	Foster Care Review	FC	63	▼	-10.0%	-7	
	Paternity	PT	62	▲	+19.2%	+10	
	Special Immigrant Juvenile Status	SI	62	▲	+29.2%	+14	
	Show Cause	SC	59	▼	+59.5%	+22	
	Abuse and Neglect	AN	57	▲	+5.6%	+3	
	Initial Foster Care	IF	46	▲	+24.3%	+9	
	Remand Visitation	RV	35	▲	+1,650.0%	+33	
	Child In Need of Services	CS	34	▲	+9.7%	+3	
	Remand Custody	RC	32	▲	+1,500.0%	+30	
	Terminate Parental Rights	TP	32	▲	+60.0%	+12	
	Status	ST	29	▲	+26.1%	+6	
	Temporary Detention Order	TD	22	▼	-46.3%	-19	
	Capias	CA	20	▲	+17.6%	+3	
	Non-Family Abuse Protective Order	AP	15	▼	-50.0%	-15	
	Mental Commitment	MC	5	▼	-37.5%	-3	
	Family Abuse - Protective Order	FP	4	▲	+300.0%	+3	
	Motion - Protective Order	MP	4	▲	+100.0%	+2	
	Other	OT	4	▼	-33.3%	-2	
	Relief of Custody	CR	3	↔	-	-	
	Voluntary Continuing Services and Support Agreem	VA	3	▲	+200.0%	+2	
	Emergency Custody Order	EC	2	▼	-60.0%	-3	
	Truancy	TR	2	↔	-	-	
	Civil Violation	CI	1	↔	-	-	
	Emancipation	EP	1	▲	-	+1	
	Violation Family Abuse Protective Order	PS	1	▲	-	+1	
	Child at Risk	RI	0	▼	-100.0%	-2	
		Total		4,471	▲	15.2%	+590
		GRAND TOTAL		9,365	▲	10.7%	+902

* Compared to same time period as previous year
 7/11/2024 12:31:58PM

** Case Type Categories are defined in the 2017 Virginia Judicial Workload Assessment
 Source: SCV-SQL-Information

Dispositions by Major Case Category**

Category	Summary	Change	% Change	Absolute Change
Adult Criminal	2,032	▲	-3.4%	-71
Child Dependency	268	▲	+17.0%	+39
Child in Need of Services/Supervision	36	▼	+2.9%	+1
Custody and Visitation	2,894	▲	+16.6%	+413
Delinquency	752	▲	+13.6%	+90
Juvenile Miscellaneous	30	▲	+30.4%	+7
New to Workload Study	63	▲	+28.6%	+14
Other	749	▲	+14.9%	+97
Protective Orders	414	▲	-12.3%	-58
Support	1,822	▲	+25.5%	+370
Traffic	305	↔		0
GRAND TOTAL	9,365	▲	10.7%	+902

* Compared to same time period as previous year
 7/11/2024 12:31:58PM

** Case Type Categories are defined in the 2017 Virginia Judicial Workload Assessment
 Source: SCV-SQL-Information

2024 Overall GRAND TOTAL		Distribution of Caseload		Change*		Percentage (%) of Caseload		
1,187 +82 7.4% 	Adult Juvenile GRAND TOTAL	630	53%	13.7% ▲	+76	Adult Juvenile GRAND TOTAL	2023 50.1% 49.9% 100%	2024 53.1% 46.9% 100%
		1,187	100%	7.4% ▲	+82	100%	100%	

Dispositions by Division & Code

Division	Case Type Description	Code	Summary	Change	% Change	Absolute Change	
Adult	Misdemeanor	CM	140	▲	+17.6%	+21	
	Civil Support	VS	135	▲	+15.4%	+18	
	Show Cause	SC	106	▲	+21.8%	+19	
	Other	OT	84	▲	+90.9%	+40	
	Family Abuse - Protective Order	FP	56	▼	-32.5%	-27	
	Felony	CF	49	▲	+6.5%	+3	
	Capias	CA	37	▲	+27.6%	+8	
	Motion - Protective Order	MP	7	▼	-36.4%	-4	
	Non-Family Abuse Protective Order	AP	5	▼	-37.5%	-3	
	Remand Support	RS	5	▲	+150.0%	+3	
	Violation of Protective Order	PV	4	▼	-33.3%	-2	
	Restricted License for Non-Support	SL	1	▼	-50.0%	-1	
	Violation Family Abuse Protective Order	PS	1	▲	-	+1	
	Total			630	▲	13.7%	+76
Juvenile	Custody Visitation	CV	449	▲	+13.1%	+52	
	Misdemeanor	DM	27	▲	+80.0%	+12	
	Felony	DF	16	▼	-42.9%	-12	
	Traffic	T	15	▼	-50.0%	-15	
	Child In Need of Services	CS	6	▼	-57.1%	-8	
	Paternity	PT	6	▼	-50.0%	-6	
	Status	ST	5	▲	-16.7%	-1	
	Foster Care Review	FC	4	▼	-50.0%	-4	
	Non-Family Abuse Protective Order	AP	4	▼	-60.0%	-6	
	Show Cause	SC	4	▲	+300.0%	+3	
	Truancy	TR	4	▲	+100.0%	+2	
	Emergency Custody Order	EC	2	▼	-33.3%	-1	
	Other	OT	2	▼	-33.3%	-1	
	Remand Custody	RC	2	▲	-	+2	
	Remand Visitation	RV	2	▲	-	+2	
	Special Immigrant Juvenile Status	SI	2	↔	-	-	
	Temporary Detention Order	TD	2	▼	-66.7%	-4	
	Abuse and Neglect	AN	1	▲	-	+1	
	Capias	CA	1	▲	-	+1	
	Civil Violation	CI	1	▲	-	+1	
	Permanency Planning	PH	1	▲	-	+1	
	Voluntary Continuing Services and Support Agree	VA	1	↔	-	-	
	Entrustment	ET	0	▼	-100.0%	-5	
	Family Abuse - Protective Order	FP	0	▼	-100.0%	-1	
	Initial Foster Care	IF	0	▼	-100.0%	-2	
	Protective Order	PC	0	▼	-100.0%	-1	
	Relief of Custody	CR	0	▼	-100.0%	-4	
	Total			557	▲	1.1%	+6
	GRAND TOTAL			1,187	▲	7.4%	+82

Dispositions by Major Case Category**

Category	Summary	Change	% Change	Absolute Change
Adult Criminal	255	▲	+22.6%	+47
Child Dependency	7	▲	-65.0%	-13
Child in Need of Services/Supervision	11	▲	-31.3%	-5

* Compared to same time period as previous year
 7/11/2024 12:31:58PM

** Case Type Categories are defined in the 2017 Virginia Judicial Workload Assessment
 Source: SCV-SQL-Information

CPSS - JCMS CASELOAD STATISTICS OF THE JUVENILE & DOMESTIC RELATIONS DISTRICT COURTS
 January 2024 thru June 2024 Dispositions (Compared to January 2023 thru June 2023)

Caroline

District: 15 FIPS: 033

Custody and Visitation	455	▼	+11.2%	+46
Delinquency	47	▲	+4.4%	+2
Juvenile Miscellaneous	5	▲	-16.7%	-1
New to Workload Study	3	▲	+50.0%	+1
Other	99	▲	+70.7%	+41
Protective Orders	72	▼	-36.3%	-41
Support	218	▼	+10.1%	+20
Traffic	15	▼	-50.0%	-15
GRAND TOTAL	1,187	▲	7.4%	+82

2024 Overall GRAND TOTAL		Distribution of Caseload			Change*		Percentage (%) of Caseload		
305 	+27	Adult	193	63%	41.9% ▲	+57	Adult	48.9%	63.3%
	9.7%	Juvenile	112	37%	-21.1% ▼	-30	Juvenile	51.1%	36.7%
GRAND TOTAL		305	100%	9.7% ▲	+27	GRAND TOTAL		100%	100%

Dispositions by Division & Code

Division	Case Type Description	Code	Summary	Change	% Change	Absolute Change
Adult	Other	OT	50	▲	+117.4%	+27
	Misdemeanor	CM	49	▲	+75.0%	+21
	Civil Support	VS	36	▲	+9.1%	+3
	Felony	CF	20	▲	+5.3%	+1
	Show Cause	SC	19	▲	+26.7%	+4
	Family Abuse - Protective Order	FP	9	▼	-30.8%	-4
	Capias	CA	6	▲	+100.0%	+3
	Motion - Protective Order	MP	4	▲	+100.0%	+2
Total			193	▲	41.9%	+57
Juvenile	Custody Visitation	CV	49	▼	-21.0%	-13
	Misdemeanor	DM	22	▼	-38.9%	-14
	Traffic	T	15	▼	-28.6%	-6
	Felony	DF	9	▲	+800.0%	+8
	Status	ST	6	▲	+50.0%	+2
	Mental Commitment	MC	3	▲	+50.0%	+1
	Abuse and Neglect	AN	2	▲	-	+2
	Permanency Planning	PH	2	▼	-60.0%	-3
	Show Cause	SC	2	▲	-	+2
	Emergency Custody Order	EC	1	▲	-	+1
	Foster Care Review	FC	1	▲	-	+1
	Child In Need of Services	CS	0	▼	-100.0%	-1
	Motion - Protective Order	MP	0	▼	-100.0%	-1
	Paternity	PT	0	▼	-100.0%	-5
	Terminate Parental Rights	TP	0	▼	-100.0%	-3
Voluntary Continuing Services and Support Agreen	VA	0	▼	-100.0%	-1	
Total			112	▼	-21.1%	-30
GRAND TOTAL			305	▲	9.7%	+27

Dispositions by Major Case Category**

Category	Summary	Change	% Change	Absolute Change	
Adult Criminal	85	▲	+41.7%	+25	
Child Dependency	5	▲	-44.4%	-4	
Child in Need of Services/Supervision	0	▼	-100.0%	-1	
Custody and Visitation	49	▼	-26.9%	-18	
Delinquency	33	▲	-10.8%	-4	
Juvenile Miscellaneous	6	▲	+50.0%	+2	
Other	54	▲	+116.0%	+29	
Protective Orders	13	▼	-18.8%	-3	
Support	45	▲	+18.4%	+7	
Traffic	15	▼	-28.6%	-6	
GRAND TOTAL		305	▲	9.7%	+27

* Compared to same time period as previous year
 7/11/2024 12:31:58PM

** Case Type Categories are defined in the 2017 Virginia Judicial Workload Assessment
 Source: SCV-SQL-Information

2024 Overall GRAND TOTAL		Distribution of Caseload		Change*		Percentage (%) of Caseload		
1,077	-104 -8.8%	Adult	515 48%	-3.0% ▼	-16	Adult	2023 45.0%	2024 47.8%
2024		Juvenile	562 52%	-13.5% ▼	-88	Juvenile	55.0%	52.2%
2023		GRAND TOTAL	1,077 100%	-8.8% ▼	-104	GRAND TOTAL	100%	100%

Dispositions by Division & Code

Division	Case Type Description	Code	Summary	Change	% Change	Absolute Change	
Adult	Misdemeanor	CM	116	▼	-3.3%	-4	
	Other	OT	110	▲	+37.5%	+30	
	Civil Support	VS	99	▼	-16.8%	-20	
	Show Cause	SC	64	▼	-31.9%	-30	
	Family Abuse - Protective Order	FP	48	▲	+37.1%	+13	
	Felony	CF	29	▲	+38.1%	+8	
	Capias	CA	26	▼	-31.6%	-12	
	Motion - Protective Order	MP	7	▼	-22.2%	-2	
	Non-Family Abuse Protective Order	AP	6	▼	-25.0%	-2	
	Violation of Protective Order	PV	6	▲	+50.0%	+2	
	Remand Support	RS	4	▲	+100.0%	+2	
	Restricted License for Non-Support	SL	0	▼	-100.0%	-1	
	Total			515	▼	-3.0%	-16
Juvenile	Custody Visitation	CV	251	▼	-37.1%	-148	
	Misdemeanor	DM	66	▲	+29.4%	+15	
	Traffic	T	42	▲	+20.0%	+7	
	Felony	DF	30	▲	+233.3%	+21	
	Abuse and Neglect	AN	26	▲	+271.4%	+19	
	Foster Care Review	FC	25	▲	+150.0%	+15	
	Mental Commitment	MC	16	▼	-38.5%	-10	
	Initial Foster Care	IF	15	▲	+200.0%	+10	
	Terminate Parental Rights	TP	15	▲	+114.3%	+8	
	Permanency Planning	PH	14	▲	+27.3%	+3	
	Paternity	PT	12	▼	-50.0%	-12	
	Status	ST	8	▲	+60.0%	+3	
	Remand Custody	RC	7	▲	+16.7%	+1	
	Remand Visitation	RV	7	▼	-12.5%	-1	
	Child In Need of Services	CS	5	▼	-16.7%	-1	
	Emergency Custody Order	EC	4	▼	-55.6%	-5	
	Show Cause	SC	4	↔	+33.3%	+1	
	Relief of Custody	CR	3	▲	+200.0%	+2	
	Motion - Protective Order	MP	2	▲	-	+2	
	Non-Family Abuse Protective Order	AP	2	▼	-50.0%	-2	
	Temporary Detention Order	TD	2	▼	-66.7%	-4	
	Truancy	TR	2	▼	-66.7%	-4	
	Capias	CA	1	↔	-	-	
	Civil Violation	CI	1	▼	-50.0%	-1	
	Entrustment	ET	1	▼	-50.0%	-1	
	Family Abuse - Protective Order	FP	1	▲	-	+1	
	Child at Risk	RI	0	▼	-100.0%	-1	
	Other	OT	0	▼	-100.0%	-3	
	Qualified Residential Treatment	QR	0	▼	-100.0%	-2	
	Voluntary Continuing Services and Support Agreen	VA	0	▼	-100.0%	-1	
	Total			562	▼	-13.5%	-88
	GRAND TOTAL			1,077	▼	-8.8%	-104

* Compared to same time period as previous year
 7/11/2024 12:31:58PM

** Case Type Categories are defined in the 2017 Virginia Judicial Workload Assessment
 Source: SCV-SQL-Information

Dispositions by Major Case Category**

Category	Summary	Change	% Change	Absolute Change
Adult Criminal	217	▲	-8.1%	-19
Child Dependency	99	▲	+110.6%	+52
Child in Need of Services/Supervision	7	▼	-46.2%	-6
Custody and Visitation	263	▼	-37.8%	-160
Delinquency	101	▲	+60.3%	+38
Juvenile Miscellaneous	8	▲	+60.0%	+3
New to Workload Study	1	▼	-50.0%	-1
Other	150	▲	+7.1%	+10
Protective Orders	66	▲	+17.9%	+10
Support	123	▼	-23.6%	-38
Traffic	42	▲	+20.0%	+7
GRAND TOTAL	1,077	▼	-8.8%	-104

* Compared to same time period as previous year
 7/11/2024 12:31:58PM

** Case Type Categories are defined in the 2017 Virginia Judicial Workload Assessment
 Source: SCV-SQL-Information

2024 Overall GRAND TOTAL		Distribution of Caseload			Change*		Percentage (%) of Caseload		
2,028	-104 -4.9%	Adult	960	47%	-10.3% ▼	-110	Adult	50.2%	47.3%
2024		Juvenile	1,068	53%	0.6% ▲	+6	Juvenile	49.8%	52.7%
2023		GRAND TOTAL	2,028	100%	-4.9% ▼	-104	GRAND TOTAL	100%	100%

Dispositions by Division & Code

Division	Case Type Description	Code	Summary	Change	% Change	Absolute Change
Adult	Civil Support	VS	231	▲	+11.1%	+23
	Misdemeanor	CM	179	▼	-10.5%	-21
	Show Cause	SC	168	▲	+1.2%	+2
	Other	OT	139	▲	-25.7%	-48
	Family Abuse - Protective Order	FP	96	▼	-3.0%	-3
	Capias	CA	76	▼	-18.3%	-17
	Felony	CF	46	▼	-34.3%	-24
	Non-Family Abuse Protective Order	AP	12	▼	-7.7%	-1
	Motion - Protective Order	MP	6	▼	-62.5%	-10
	Violation of Protective Order	PV	6	▼	-57.1%	-8
	Remand Support	RS	1	▼	-75.0%	-3
	Total		960	▼	-10.3%	-110
Juvenile	Custody Visitation	CV	703	▼	-1.3%	-9
	Traffic	T	89	▲	+50.8%	+30
	Misdemeanor	DM	86	↔	-	-
	Felony	DF	37	▲	+60.9%	+14
	Foster Care Review	FC	33	▲	+120.0%	+18
	Permanency Planning	PH	20	▼	-9.1%	-2
	Child In Need of Services	CS	13	▲	+44.4%	+4
	Show Cause	SC	13	▼	-73.5%	-36
	Paternity	PT	10	↔	-	-
	Abuse and Neglect	AN	7	▲	+75.0%	+3
	Capias	CA	7	▼	-30.0%	-3
	Initial Foster Care	IF	7	▼	-22.2%	-2
	Non-Family Abuse Protective Order	AP	7	▼	-61.1%	-11
	Status	ST	6	▲	+50.0%	+2
	Voluntary Continuing Services and Support Agree	VA	6	▲	+500.0%	+5
	Remand Custody	RC	5	▼	-16.7%	-1
	Remand Visitation	RV	5	▼	-16.7%	-1
	Terminate Parental Rights	TP	4	▲	-	+4
	Other	OT	2	↔	-	-
	Truancy	TR	2	▼	-77.8%	-7
	Emancipation	EP	1	▲	-	+1
	Family Abuse - Protective Order	FP	1	↔	-	-
	Motion - Protective Order	MP	1	▲	-	+1
	Relief of Custody	CR	1	▼	-50.0%	-1
	Special Immigrant Juvenile Status	SI	1	▲	-	+1
	Temporary Detention Order	TD	1	▼	-50.0%	-1
	Emergency Custody Order	EC	0	▼	-100.0%	-1
	Qualified Residential Treatment	QR	0	▼	-100.0%	-2
	Total		1,068	▲	0.6%	+6
GRAND TOTAL			2,028	▼	-4.9%	-104

Dispositions by Major Case Category**

Category	Summary	Change	% Change	Absolute Change
Adult Criminal	352	▼	-20.7%	-92
Child Dependency	78	▲	+41.8%	+23
Child in Need of Services/Supervision	15	▼	-48.3%	-14
Custody and Visitation	713	▼	-1.2%	-9

* Compared to same time period as previous year
 7/11/2024 12:31:58PM

** Case Type Categories are defined in the 2017 Virginia Judicial Workload Assessment
 Source: SCV-SQL-Information

CPSS - JCMS CASELOAD STATISTICS OF THE JUVENILE & DOMESTIC RELATIONS DISTRICT COURTS
 January 2024 thru June 2024 Dispositions (Compared to January 2023 thru June 2023)

Delinquency	143	▼	-8.9%	-14
Juvenile Miscellaneous	7	▲	+75.0%	+3
New to Workload Study	1	▲	-	+1
Other	153	▼	-26.4%	-55
Protective Orders	123	▲	-16.3%	-24
Support	354	▲	+15.3%	+47
Traffic	89	▲	+50.8%	+30
GRAND TOTAL	2,028	▼	-4.9%	-104

* Compared to same time period as previous year
 7/11/2024 12:31:58PM

** Case Type Categories are defined in the 2017 Virginia Judicial Workload Assessment
 Source: SCV-SQL-Information

2024 Overall GRAND TOTAL		Distribution of Caseload		Change*		Percentage (%) of Caseload		
685 	+13 1.9%	Adult	315 46%	-0.6% ▼	-2	Adult	47.2%	46.0%
		Juvenile	370 54%	4.2% ▲	+15	Juvenile	52.8%	54.0%
		GRAND TOTAL	685 100%	1.9% ▲	+13	GRAND TOTAL	100%	100%

Dispositions by Division & Code

Division	Case Type Description	Code	Summary	Change	% Change	Absolute Change	
Adult	Civil Support	VS	85	▼	-14.1%	-14	
	Other	OT	51	▲	+18.6%	+8	
	Misdemeanor	CM	46	▼	-33.3%	-23	
	Show Cause	SC	45	▲	+2.3%	+1	
	Felony	CF	29	▲	+107.1%	+15	
	Family Abuse - Protective Order	FP	24	▼	-4.0%	-1	
	Capias	CA	16	▲	+60.0%	+6	
	Motion - Protective Order	MP	9	▲	+12.5%	+1	
	Remand Support	RS	5	▲	+25.0%	+1	
	Non-Family Abuse Protective Order	AP	3	▲	-	+3	
	Violation of Protective Order	PV	2	▲	+100.0%	+1	
	Total		315	▼	-0.6%	-2	
Juvenile	Custody Visitation	CV	235	▲	+11.9%	+25	
	Misdemeanor	DM	42	▲	+110.0%	+22	
	Felony	DF	18	▲	+157.1%	+11	
	Traffic	T	14	▼	-57.6%	-19	
	Abuse and Neglect	AN	11	▲	+175.0%	+7	
	Permanency Planning	PH	7	▲	+133.3%	+4	
	Civil Violation	CI	6	▼	-45.5%	-5	
	Child In Need of Services	CS	5	▲	+400.0%	+4	
	Paternity	PT	5	▼	-70.6%	-12	
	Remand Custody	RC	5	▼	-37.5%	-3	
	Remand Visitation	RV	5	▼	-37.5%	-3	
	Truancy	TR	5	▲	+150.0%	+3	
	Initial Foster Care	IF	4	▲	+100.0%	+2	
	Foster Care Review	FC	2	▼	-33.3%	-1	
	Capias	CA	1	▲	-	+1	
	Non-Family Abuse Protective Order	AP	1	▼	-83.3%	-5	
	Special Immigrant Juvenile Status	SI	1	▲	-	+1	
	Status	ST	1	▼	-50.0%	-1	
	Terminate Parental Rights	TP	1	↔	-	-	
	Voluntary Continuing Services and Support Agree	VA	1	↔	-	-	
	Motion - Protective Order	MP	0	▼	-100.0%	-1	
	Other	OT	0	▼	-100.0%	-7	
	Relief of Custody	CR	0	▼	-100.0%	-1	
	Show Cause	SC	0	▼	-100.0%	-1	
	Temporary Detention Order	TD	0	▼	-100.0%	-6	
		Total		370	▲	4.2%	+15
	GRAND TOTAL			685	▲	1.9%	+13

Dispositions by Major Case Category**

Category	Summary	Change	% Change	Absolute Change
Adult Criminal	124	▲	-3.9%	-5
Child Dependency	26	▲	+73.3%	+11
Child in Need of Services/Supervision	10	▲	+233.3%	+7
Custody and Visitation	240	▼	+5.7%	+13
Delinquency	61	▲	+117.9%	+33
Juvenile Miscellaneous	1	▼	-50.0%	-1

* Compared to same time period as previous year
 7/11/2024 12:31:58PM

** Case Type Categories are defined in the 2017 Virginia Judicial Workload Assessment
 Source: SCV-SQL-Information

CPSS - JCMS CASELOAD STATISTICS OF THE JUVENILE & DOMESTIC RELATIONS DISTRICT COURTS
 January 2024 thru June 2024 Dispositions (Compared to January 2023 thru June 2023)

King George
 District: 15 FIPS: 099

New to Workload Study	7	▲	-36.4%	-4
Other	66	▼	-13.2%	-10
Protective Orders	37	▲	-7.5%	-3
Support	99	▲	-8.3%	-9
Traffic	14	▼	-57.6%	-19
GRAND TOTAL	685	▲	1.9%	+13

2024 Overall GRAND TOTAL		Distribution of Caseload		Change*		Percentage (%) of Caseload			
248	+16 6.9%	Adult	155	63%	14.8% ▲	+20	Adult	58.2%	62.5%
2024		Juvenile	93	38%	-4.1% ▼	-4	Juvenile	41.8%	37.5%
2023		GRAND TOTAL	248	100%	6.9% ▲	+16	GRAND TOTAL	100%	100%

Dispositions by Division & Code

Division	Case Type Description	Code	Summary	Change	% Change	Absolute Change
Adult	Show Cause	SC	38	▲	+81.0%	+17
	Civil Support	VS	36	▲	+24.1%	+7
	Other	OT	31	▲	+34.8%	+8
	Capias	CA	18	▲	+260.0%	+13
	Misdemeanor	CM	16	▼	-42.9%	-12
	Family Abuse - Protective Order	FP	8	▼	-27.3%	-3
	Motion - Protective Order	MP	3	▲	+200.0%	+2
	Felony	CF	2	▼	-86.7%	-13
	Non-Family Abuse Protective Order	AP	2	↔	-	-
	Criminal Support	CS	1	▲	-	+1
	Total		155	▲	14.8%	+20
Juvenile	Custody Visitation	CV	60	▼	-4.8%	-3
	Misdemeanor	DM	15	▲	+66.7%	+6
	Truancy	TR	5	▲	+150.0%	+3
	Traffic	T	4	▼	-69.2%	-9
	Child In Need of Services	CS	2	▼	-50.0%	-2
	Remand Custody	RC	2	▲	-	+2
	Remand Visitation	RV	2	▲	-	+2
	Foster Care Review	FC	1	▼	-50.0%	-1
	Non-Family Abuse Protective Order	AP	1	▲	-	+1
	Paternity	PT	1	▼	-50.0%	-1
	Temporary Detention Order	TD	0	▼	-100.0%	-1
	Voluntary Continuing Services and Support Agreem	VA	0	▼	-100.0%	-1
		Total		93	▼	-4.1%
GRAND TOTAL			248	▲	6.9%	+16

Dispositions by Major Case Category**

Category	Summary	Change	% Change	Absolute Change	
Adult Criminal	54	▲	-11.5%	-7	
Child Dependency	1	▼	-66.7%	-2	
Child in Need of Services/Supervision	7	▲	+16.7%	+1	
Custody and Visitation	61	▼	-6.2%	-4	
Delinquency	15	▲	+66.7%	+6	
Other	35	▲	+45.8%	+11	
Protective Orders	14	▲	-	0	
Support	57	▲	+54.1%	+20	
Traffic	4	▼	-69.2%	-9	
GRAND TOTAL		248	▲	6.9%	+16

* Compared to same time period as previous year
 7/11/2024 12:31:58PM

** Case Type Categories are defined in the 2017 Virginia Judicial Workload Assessment
 Source: SCV-SQL-Information

2024 Overall GRAND TOTAL		Distribution of Caseload		Change*		Percentage (%) of Caseload			
283 	+7 2.5% 	Adult	166	59%	7.1% ▲	+11	Adult	56.2%	58.7%
		Juvenile	117	41%	-3.3% ▼	-4	Juvenile	43.8%	41.3%
GRAND TOTAL		283	100%	2.5% ▲	+7	GRAND TOTAL	100%	100%	

Dispositions by Division & Code

Division	Case Type Description	Code	Summary	Change	% Change	Absolute Change
Adult	Misdemeanor	CM	52	▲	+44.4%	+16
	Other	OT	29	▲	+3.6%	+1
	Civil Support	VS	26	▲	+4.0%	+1
	Show Cause	SC	23	▼	-23.3%	-7
	Family Abuse - Protective Order	FP	16	▲	+100.0%	+8
	Felony	CF	9	▼	-10.0%	-1
	Capias	CA	8	▼	-11.1%	-1
	Motion - Protective Order	MP	1	▼	-66.7%	-2
	Non-Family Abuse Protective Order	AP	1	▲	-	+1
	Violation of Protective Order	PV	1	▼	-66.7%	-2
	Remand Support	RS	0	▼	-100.0%	-1
	Violation Family Abuse Protective Order	PS	0	▼	-100.0%	-2
	Total			166	▲	7.1%
Juvenile	Custody Visitation	CV	77	▲	+14.9%	+10
	Misdemeanor	DM	13	▲	+85.7%	+6
	Traffic	T	8	▼	-27.3%	-3
	Child In Need of Services	CS	4	▼	-66.7%	-8
	Truancy	TR	4	▼	-55.6%	-5
	Show Cause	SC	3	▼	-50.0%	-3
	Foster Care Review	FC	2	▲	-	+2
	Paternity	PT	2	▼	-50.0%	-2
	Felony	DF	1	▼	-66.7%	-2
	Non-Family Abuse Protective Order	AP	1	▲	-	+1
	Status	ST	1	↔	-	-
	Temporary Detention Order	TD	1	▲	-	+1
	Remand Custody	RC	0	▼	-100.0%	-1
	Total			117	▼	-3.3%
GRAND TOTAL			283	▲	2.5%	+7

Dispositions by Major Case Category**

Category	Summary	Change	% Change	Absolute Change	
Adult Criminal	82	▼	+7.9%	+6	
Child Dependency	2	▲	-	+2	
Child in Need of Services/Supervision	8	▼	-65.2%	-15	
Custody and Visitation	79	▼	+11.3%	+8	
Delinquency	17	▼	+21.4%	+3	
Juvenile Miscellaneous	1	↔	-	0	
Other	30	▲	-	0	
Protective Orders	19	▲	+72.7%	+8	
Support	37	▼	-5.1%	-2	
Traffic	8	▼	-27.3%	-3	
GRAND TOTAL		283	▲	2.5%	+7

* Compared to same time period as previous year
 7/11/2024 12:31:58PM

** Case Type Categories are defined in the 2017 Virginia Judicial Workload Assessment
 Source: SCV-SQL-Information

2024 Overall GRAND TOTAL		Distribution of Caseload			Change*		Percentage (%) of Caseload			
120	-69 -36.5%	Adult	61	51%	-45.5%	▼	-51	Adult	59.3%	50.8%
2024		Juvenile	59	49%	-23.4%	▼	-18	Juvenile	40.7%	49.2%
2023		GRAND TOTAL	120	100%	-36.5%	▼	-69	GRAND TOTAL	100%	100%

Dispositions by Division & Code

Division	Case Type Description	Code	Summary	Change	% Change	Absolute Change
Adult	Misdemeanor	CM	13	▼	-60.6%	-20
	Other	OT	12	▼	-50.0%	-12
	Show Cause	SC	11	▼	-15.4%	-2
	Civil Support	VS	9	▼	-69.0%	-20
	Family Abuse - Protective Order	FP	6	▲	+50.0%	+2
	Capias	CA	5	▲	+150.0%	+3
	Felony	CF	4	↔		-
	Restricted License for Non-Support	SL	1	▲		+1
	Motion - Protective Order	MP	0	▼	-100.0%	-1
	Remand Support	RS	0	▼	-100.0%	-1
	Violation Family Abuse Protective Order	PS	0	▼	-100.0%	-1
		Total		61	▼	-45.5%
Juvenile	Custody Visitation	CV	31	▼	-22.5%	-9
	Misdemeanor	DM	9	▼	-30.8%	-4
	Traffic	T	6	▼	-25.0%	-2
	Child In Need of Services	CS	4	▲	+300.0%	+3
	Show Cause	SC	4	▲	+300.0%	+3
	Truancy	TR	3	▲	+200.0%	+2
	Abuse and Neglect	AN	1	▲		+1
	Status	ST	1	↔		-
	Felony	DF	0	▼	-100.0%	-6
	Non-Family Abuse Protective Order	AP	0	▼	-100.0%	-1
	Paternity	PT	0	▼	-100.0%	-5
		Total		59	▼	-23.4%
GRAND TOTAL			120	▼	-36.5%	-69

Dispositions by Major Case Category**

Category	Summary	Change	% Change	Absolute Change	
Adult Criminal	26	▲	-40.9%	-18	
Child Dependency	1	▲	-	+1	
Child in Need of Services/Supervision	9	▲	+350.0%	+7	
Custody and Visitation	31	▼	-31.1%	-14	
Delinquency	11	▼	-45.0%	-9	
Juvenile Miscellaneous	1	↔		0	
Other	12	▼	-52.0%	-13	
Protective Orders	6	▼		0	
Support	17	▲	-55.3%	-21	
Traffic	6	▼	-25.0%	-2	
GRAND TOTAL		120	▼	-36.5%	-69

* Compared to same time period as previous year
 7/11/2024 12:31:58PM

** Case Type Categories are defined in the 2017 Virginia Judicial Workload Assessment
 Source: SCV-SQL-Information

2024 Overall GRAND TOTAL		Distribution of Caseload			Change*		Percentage (%) of Caseload		
4,199	-107 -2.5%	Adult	2,102	50%	1.4% ▲	+28	Adult	48.2%	50.1%
2024		Juvenile	2,097	50%	-6.0% ▼	-135	Juvenile	51.8%	49.9%
2023		GRAND TOTAL	4,199	100%	-2.5% ▼	-107	GRAND TOTAL	100%	100%

Dispositions by Division & Code

Division	Case Type Description	Code	Summary	Change	% Change	Absolute Change	
Adult	Civil Support	VS	453	▼	-1.3%	-6	
	Show Cause	SC	411	▼	-10.7%	-49	
	Misdemeanor	CM	334	▼	-6.4%	-23	
	Other	OT	322	▲	+1.6%	+5	
	Felony	CF	192	▲	+28.9%	+43	
	Family Abuse - Protective Order	FP	166	▲	+20.3%	+28	
	Capias	CA	102	▲	+17.2%	+15	
	Remand Support	RS	51	▲	+41.7%	+15	
	Motion - Protective Order	MP	47	▲	+51.6%	+16	
	Non-Family Abuse Protective Order	AP	16	▲	+60.0%	+6	
	Criminal Support	CS	3	▼	-40.0%	-2	
	Violation of Protective Order	PV	3	▼	-85.7%	-18	
	Restricted License for Non-Support	SL	2	↔		-	
	Violation Family Abuse Protective Order	PS	0	▼	-100.0%	-2	
Total			2,102	▲	1.4%	+28	
Juvenile	Custody Visitation	CV	1,322	▼	-16.4%	-259	
	Misdemeanor	DM	199	▲	+35.4%	+52	
	Remand Custody	RC	76	▲	+68.9%	+31	
	Remand Visitation	RV	75	▲	+70.5%	+31	
	Felony	DF	64	▲	+45.5%	+20	
	Paternity	PT	52	▼	-13.3%	-8	
	Traffic	T	52	▲	+6.1%	+3	
	Show Cause	SC	35	▲	+75.0%	+15	
	Foster Care Review	FC	27	▼	-32.5%	-13	
	Abuse and Neglect	AN	24	▲	+26.3%	+5	
	Permanency Planning	PH	24	▲	+41.2%	+7	
	Truancy	TR	23	▲	+64.3%	+9	
	Status	ST	22	▲	+175.0%	+14	
	Voluntary Continuing Services and Support Agreem	VA	17	▲	+41.7%	+5	
	Non-Family Abuse Protective Order	AP	16	▼	-56.8%	-21	
	Child In Need of Services	CS	15	▲	+7.1%	+1	
	Other	OT	9	▲	+28.6%	+2	
	Initial Foster Care	IF	8	↔		-	
	Terminate Parental Rights	TP	8	▼	-38.5%	-5	
	Child at Risk	RI	6	▼	-64.7%	-11	
	Relief of Custody	CR	6	▲	+50.0%	+2	
	Temporary Detention Order	TD	6	▼	-62.5%	-10	
	Emergency Custody Order	EC	4	▼	-20.0%	-1	
	Special Immigrant Juvenile Status	SI	3	▲	+50.0%	+1	
	Capias	CA	2	▲	-	+2	
	Motion - Protective Order	MP	2	▼	-33.3%	-1	
	Emancipation	EP	0	▼	-100.0%	-1	
	Family Abuse - Protective Order	FP	0	▼	-100.0%	-2	
	Qualified Residential Treatment	QR	0	▼	-100.0%	-3	
	Total			2,097	▼	-6.0%	-135
	GRAND TOTAL			4,199	▼	-2.5%	-107

* Compared to same time period as previous year
 7/11/2024 12:31:58PM

** Case Type Categories are defined in the 2017 Virginia Judicial Workload Assessment
 Source: SCV-SQL-Information

Dispositions by Major Case Category**

Category	Summary	Change	% Change	Absolute Change
Adult Criminal	797	▼	+0.8%	+6
Child Dependency	120	▼	-9.8%	-13
Child in Need of Services/Supervision	39	▲	+39.3%	+11
Custody and Visitation	1,374	▼	-16.3%	-267
Delinquency	299	▲	+41.7%	+88
Juvenile Miscellaneous	22	▲	+144.4%	+13
New to Workload Study	3	▲	+50.0%	+1
Other	543	▲	+15.5%	+73
Protective Orders	247	▼	+11.8%	+26
Support	703	▼	-6.4%	-48
Traffic	52	▲	+6.1%	+3
GRAND TOTAL	4,199	▼	-2.5%	-107

* Compared to same time period as previous year
 7/11/2024 12:31:58PM

** Case Type Categories are defined in the 2017 Virginia Judicial Workload Assessment
 Source: SCV-SQL-Information

2024 Overall GRAND TOTAL		Distribution of Caseload			Change*		Percentage (%) of Caseload		
4,452 -8 -0.2% 	Adult	2,281	51%	0.2% ▲	+5	Adult	2023	2024	
	Juvenile	2,171	49%	-0.6% ▼	-13	Juvenile	51.0%	51.2%	
GRAND TOTAL		4,452	100%	-0.2% ▼	-8	GRAND TOTAL	100%	100%	

Dispositions by Division & Code

Division	Case Type Description	Code	Summary	Change	% Change	Absolute Change	
Adult	Misdemeanor	CM	507	▼	-8.6%	-48	
	Civil Support	VS	463	▼	-1.1%	-5	
	Other	OT	408	▼	-1.0%	-4	
	Show Cause	SC	341	▲	+12.5%	+38	
	Felony	CF	200	▲	+3.6%	+7	
	Capias	CA	171	▼		-	
	Family Abuse - Protective Order	FP	143	▲	+6.7%	+9	
	Non-Family Abuse Protective Order	AP	19	▲	+280.0%	+14	
	Remand Support	RS	14	▲	+55.6%	+5	
	Motion - Protective Order	MP	6	▼	-45.5%	-5	
	Violation of Protective Order	PV	3	▼	-70.0%	-7	
	Emergency Custody Order	EC	2	▲	-	+2	
	Violation Family Abuse Protective Order	PS	2	↔		-	
	Criminal Support	CS	1	▲	-	+1	
	Restricted License for Non-Support	SL	1	▼	-66.7%	-2	
Total			2,281	▲	0.2%	+5	
Juvenile	Custody Visitation	CV	1,188	▼	-11.6%	-156	
	Paternity	PT	259	▲	+12.6%	+29	
	Misdemeanor	DM	237	▲	+13.9%	+29	
	Traffic	T	99	▲	+13.8%	+12	
	Felony	DF	93	▲	+3.3%	+3	
	Status	ST	33	▲	+17.9%	+5	
	Special Immigrant Juvenile Status	SI	32	▲	+220.0%	+22	
	Permanency Planning	PH	28	▲	+115.4%	+15	
	Foster Care Review	FC	26	▲	+18.2%	+4	
	Civil Violation	CI	23	▲	+109.1%	+12	
	Show Cause	SC	22	▲	+120.0%	+12	
	Other	OT	20	▲	+66.7%	+8	
	Terminate Parental Rights	TP	18	▲	+800.0%	+16	
	Child In Need of Services	CS	13	↔		-	
	Capias	CA	11	▼	-15.4%	-2	
	Initial Foster Care	IF	10	▲	+25.0%	+2	
	Non-Family Abuse Protective Order	AP	10	▲	+150.0%	+6	
	Temporary Detention Order	TD	10	▼	-16.7%	-2	
	Truancy	TR	9	▲	-	+9	
	Abuse and Neglect	AN	8	▼	-61.9%	-13	
	Emergency Custody Order	EC	6	▼	-33.3%	-3	
	Remand Custody	RC	6	▼	-57.1%	-8	
	Remand Visitation	RV	6	▼	-57.1%	-8	
	Relief of Custody	CR	2	▲	-	+2	
	Child at Risk	RI	1	▲	-	+1	
	Motion - Protective Order	MP	1	▲	-	+1	
	Emancipation	EP	0	▼	-100.0%	-1	
	Entrustment	ET	0	▼	-100.0%	-1	
	Family Abuse - Protective Order	FP	0	▼	-100.0%	-2	
	Qualified Residential Treatment	QR	0	▼	-100.0%	-4	
	Violation Family Abuse Protective Order	PS	0	▼	-100.0%	-1	
	Total			2,171	▼	-0.6%	-13
	GRAND TOTAL			4,452	▼	-0.2%	-8

* Compared to same time period as previous year
 7/11/2024 12:31:58PM

** Case Type Categories are defined in the 2017 Virginia Judicial Workload Assessment
 Source: SCV-SQL-Information

Dispositions by Major Case Category**

Category	Summary	Change	% Change	Absolute Change
Adult Criminal	1,130	▼	-1.4%	-16
Child Dependency	93	▲	+31.0%	+22
Child in Need of Services/Supervision	25	▲	+92.3%	+12
Custody and Visitation	1,447	▲	-8.1%	-127
Delinquency	360	▼	+11.8%	+38
Juvenile Miscellaneous	33	▲	+13.8%	+4
New to Workload Study	55	▲	+161.9%	+34
Other	472	▲	-2.1%	-10
Protective Orders	179	▲	+14.7%	+23
Support	559	▲		0
Traffic	99	▲	+13.8%	+12
GRAND TOTAL	4,452	▼	-0.2%	-8

* Compared to same time period as previous year
 7/11/2024 12:31:58PM

** Case Type Categories are defined in the 2017 Virginia Judicial Workload Assessment
 Source: SCV-SQL-Information

2024 Overall GRAND TOTAL		Distribution of Caseload		Change*		Percentage (%) of Caseload		
691	-122 -15.0%	Adult	332 48%	-14.4% ▼	-56	Adult	47.7%	48.0%
2024		Juvenile	359 52%	-15.5% ▼	-66	Juvenile	52.3%	52.0%
2023		GRAND TOTAL	691 100%	-15.0% ▼	-122	GRAND TOTAL	100%	100%

Dispositions by Division & Code

Division	Case Type Description	Code	Summary	Change	% Change	Absolute Change	
Adult	Other	OT	80	▲	+27.0%	+17	
	Civil Support	VS	67	▼	-16.3%	-13	
	Show Cause	SC	61	▼	-27.4%	-23	
	Misdemeanor	CM	53	▼	-32.9%	-26	
	Family Abuse - Protective Order	FP	31	▼	-13.9%	-5	
	Felony	CF	19	▲	+18.8%	+3	
	Capias	CA	12	↔		-	
	Motion - Protective Order	MP	4	▼	-55.6%	-5	
	Remand Support	RS	3	▲	+200.0%	+2	
	Non-Family Abuse Protective Order	AP	2	▼	-60.0%	-3	
	Violation of Protective Order	PV	0	▼	-100.0%	-3	
	Total		332	▼	-14.4%	-56	
Juvenile	Custody Visitation	CV	239	▼	-20.6%	-62	
	Misdemeanor	DM	34	▲	+61.9%	+13	
	Child In Need of Services	CS	12	▲	+200.0%	+8	
	Traffic	T	10	▼	-16.7%	-2	
	Truancy	TR	9	▼	-10.0%	-1	
	Paternity	PT	8	▼	-46.7%	-7	
	Remand Custody	RC	8	▲	-	+8	
	Remand Visitation	RV	8	▲	-	+8	
	Child at Risk	RI	7	▲	-	+7	
	Show Cause	SC	5	▼	-83.3%	-25	
	Foster Care Review	FC	4	▼	-33.3%	-2	
	Permanency Planning	PH	3	▼	-40.0%	-2	
	Motion - Protective Order	MP	2	↔		-	
	Non-Family Abuse Protective Order	AP	2	▲	+100.0%	+1	
	Other	OT	2	↔		-	
	Abuse and Neglect	AN	1	▲	-	+1	
	Civil Violation	CI	1	▲	-	+1	
	Emergency Custody Order	EC	1	↔		-	
	Initial Foster Care	IF	1	▼	-50.0%	-1	
	Temporary Detention Order	TD	1	▼	-80.0%	-4	
	Voluntary Continuing Services and Support Agreem	VA	1	▼	-66.7%	-2	
	Capias	CA	0	▼	-100.0%	-1	
	Felony	DF	0	▼	-100.0%	-3	
	Terminate Parental Rights	TP	0	▼	-100.0%	-1	
		Total		359	▼	-15.5%	-66
		GRAND TOTAL		691	▼	-15.0%	-122

Dispositions by Major Case Category**

Category	Summary	Change	% Change	Absolute Change
Adult Criminal	126	▼	-27.2%	-47
Child Dependency	17	▲		0
Child in Need of Services/Supervision	21	▲	+50.0%	+7
Custody and Visitation	247	▼	-21.8%	-69
Delinquency	39	▼	-29.1%	-16
New to Workload Study	1	▲	-	+1
Other	103	▲	+43.1%	+31

* Compared to same time period as previous year
 7/11/2024 12:31:58PM

** Case Type Categories are defined in the 2017 Virginia Judicial Workload Assessment
 Source: SCV-SQL-Information

CPSS - JCMS CASELOAD STATISTICS OF THE JUVENILE & DOMESTIC RELATIONS DISTRICT COURTS
January 2024 thru June 2024 Dispositions (Compared to January 2023 thru June 2023)

Westmoreland
District: 15 FIPS: 193

Protective Orders	41	▼	-22.6%	-12
Support	86	▼	-14.9%	-15
Traffic	10	▼	-16.7%	-2
GRAND TOTAL	691	▼	-15.0%	-122

2024 Overall GRAND TOTAL		Distribution of Caseload			Change*		Percentage (%) of Caseload		
1,796	-57 -3.1%	Adult	930	52%	8.3% ▲	+71	Adult	46.4%	51.8%
2024		Juvenile	866	48%	-12.9% ▼	-128	Juvenile	53.6%	48.2%
2023		GRAND TOTAL	1,796	100%	-3.1% ▼	-57	GRAND TOTAL	100%	100%

Dispositions by Division & Code

Division	Case Type Description	Code	Summary	Change	% Change	Absolute Change	
Adult	Show Cause	SC	210	▲	+4.0%	+8	
	Misdemeanor	CM	192	▲	+10.3%	+18	
	Other	OT	182	▲	+68.5%	+74	
	Civil Support	VS	128	▲	+7.6%	+9	
	Family Abuse - Protective Order	FP	60	▲	+66.7%	+24	
	Capias	CA	52	▼	-8.8%	-5	
	Felony	CF	40	▼	-38.5%	-25	
	Non-Family Abuse Protective Order	AP	33	▼	-26.7%	-12	
	Motion - Protective Order	MP	17	▼	-37.0%	-10	
	Violation of Protective Order	PV	13	▼	-31.6%	-6	
	Remand Support	RS	2	▼	-60.0%	-3	
	Violation Family Abuse Protective Order	PS	1	↔		-	
	Restricted License for Non-Support	SL	0	▼	-100.0%	-1	
	Total		930	▲	8.3%	+71	
Juvenile	Custody Visitation	CV	416	▼	-21.5%	-114	
	Traffic	T	84	▲	+15.1%	+11	
	Misdemeanor	DM	69	↔		-	
	Abuse and Neglect	AN	40	▼	-24.5%	-13	
	Permanency Planning	PH	36	▼	-18.2%	-8	
	Foster Care Review	FC	28	▲	+16.7%	+4	
	Initial Foster Care	IF	23	▲	+76.9%	+10	
	Motion - Protective Order	MP	21	▲	+40.0%	+6	
	Paternity	PT	21	▲	+162.5%	+13	
	Special Immigrant Juvenile Status	SI	20	▼	-13.0%	-3	
	Felony	DF	15	▼	-77.6%	-52	
	Terminate Parental Rights	TP	12	↔		-	
	Temporary Detention Order	TD	11	▼	-15.4%	-2	
	Non-Family Abuse Protective Order	AP	10	▲	+233.3%	+7	
	Child In Need of Services	CS	9	▼	-18.2%	-2	
	Status	ST	9	▼	-18.2%	-2	
	Truancy	TR	9	▲	+28.6%	+2	
	Other	OT	5	▲	+150.0%	+3	
	Relief of Custody	CR	5	▲		+5	
	Remand Custody	RC	5	▲		+5	
	Remand Visitation	RV	5	▲		+5	
	Emergency Custody Order	EC	4	▼	-42.9%	-3	
	Family Abuse - Protective Order	FP	4	▲	+300.0%	+3	
	Civil Violation	CI	2	↔		-	
	Restoration of Parental Rights	RR	1	▲		+1	
	Show Cause	SC	1	▼	-50.0%	-1	
	Voluntary Continuing Services and Support Agreem	VA	1	▼	-66.7%	-2	
	Qualified Residential Treatment	QR	0	▼	-100.0%	-1	
		Total		866	▼	-12.9%	-128
		GRAND TOTAL		1,796	▼	-3.1%	-57

Dispositions by Major Case Category**

Category	Summary	Change	% Change	Absolute Change
Adult Criminal	437	▼	+4.3%	+18
Child Dependency	145	▲	-3.3%	-5

* Compared to same time period as previous year
 7/11/2024 12:31:58PM

** Case Type Categories are defined in the 2017 Virginia Judicial Workload Assessment
 Source: SCV-SQL-Information

CPSS - JCMS CASELOAD STATISTICS OF THE JUVENILE & DOMESTIC RELATIONS DISTRICT COURTS
 January 2024 thru June 2024 Dispositions (Compared to January 2023 thru June 2023)

Child in Need of Services/Supervision	18	▲		0
Custody and Visitation	437	▲	-18.8%	-101
Delinquency	85	▼	-38.4%	-53
Juvenile Miscellaneous	9	▼	-18.2%	-2
New to Workload Study	22	▼	-12.0%	-3
Other	215	▲	+59.3%	+80
Protective Orders	145	▲	+14.2%	+18
Support	199	▼	-9.1%	-20
Traffic	84	▲	+15.1%	+11
GRAND TOTAL	1,796	▼	-3.1%	-57

2024 Overall GRAND TOTAL		Distribution of Caseload		Change*		Percentage (%) of Caseload			
909	-122 -11.8%	Adult	569	63%	-11.1% ▼	-71	Adult	62.1%	62.6%
2024		Juvenile	340	37%	-13.0% ▼	-51	Juvenile	37.9%	37.4%
2023		GRAND TOTAL	909	100%	-11.8% ▼	-122	GRAND TOTAL	100%	100%

Dispositions by Division & Code

Division	Case Type Description	Code	Summary	Change	% Change	Absolute Change
Adult	Misdemeanor	CM	135	▼	-2.2%	-3
	Show Cause	SC	132	▼	-5.7%	-8
	Other	OT	107	▼	-26.7%	-39
	Civil Support	VS	67	▲	+24.1%	+13
	Capias	CA	62	▼	-7.5%	-5
	Family Abuse - Protective Order	FP	27	▼	-25.0%	-9
	Felony	CF	21	▼	-19.2%	-5
	Violation of Protective Order	PV	9	↔		-
	Motion - Protective Order	MP	4	▼	-73.3%	-11
	Non-Family Abuse Protective Order	AP	4	▼	-20.0%	-1
	Remand Support	RS	1	▼	-50.0%	-1
	Restricted License for Non-Support	SL	0	▼	-100.0%	-2
		Total		569	▼	-11.1%
Juvenile	Custody Visitation	CV	116	▼	-29.3%	-48
	Misdemeanor	DM	55	▼	-3.5%	-2
	Abuse and Neglect	AN	33	▲	+106.3%	+17
	Initial Foster Care	IF	26	▲	+2,500.0%	+25
	Felony	DF	23	▼	-4.2%	-1
	Traffic	T	20	▼	-4.8%	-1
	Foster Care Review	FC	16	↔		-
	Permanency Planning	PH	12	▼	-29.4%	-5
	Paternity	PT	9	▲	+125.0%	+5
	Special Immigrant Juvenile Status	SI	5	▲	+25.0%	+1
	Child In Need of Services	CS	3	↔		-
	Motion - Protective Order	MP	3	▼	-50.0%	-3
	Other	OT	3	▲	-62.5%	-5
	Show Cause	SC	3	▼	-40.0%	-2
	Temporary Detention Order	TD	3	▼	-72.7%	-8
	Family Abuse - Protective Order	FP	2	▲	-	+2
	Non-Family Abuse Protective Order	AP	2	▼	-80.0%	-8
	Status	ST	2	▼	-77.8%	-7
	Terminate Parental Rights	TP	2	↔		-
	Voluntary Continuing Services and Support Agreem	VA	2	↔		-
	Emergency Custody Order	EC	0	▼	-100.0%	-8
Relief of Custody	CR	0	▼	-100.0%	-1	
Truancy	TR	0	▼	-100.0%	-2	
	Total		340	▼	-13.0%	-51
	GRAND TOTAL		909	▼	-11.8%	-122

Dispositions by Major Case Category**

Category	Summary	Change	% Change	Absolute Change
Adult Criminal	284	▼	-2.7%	-8
Child Dependency	91	▲	+65.5%	+36
Child in Need of Services/Supervision	3	▼	-40.0%	-2
Custody and Visitation	125	▲	-25.6%	-43
Delinquency	81	▼	-5.8%	-5
Juvenile Miscellaneous	3	▲	-66.7%	-6
New to Workload Study	5	▲	+25.0%	+1

* Compared to same time period as previous year
 7/11/2024 12:31:58PM

** Case Type Categories are defined in the 2017 Virginia Judicial Workload Assessment
 Source: SCV-SQL-Information

Other	113	▼	-35.4%	-62
Protective Orders	42	▲	-41.7%	-30
Support	142	▼	-1.4%	-2
Traffic	20	▼	-4.8%	-1
GRAND TOTAL	909	▼	-11.8%	-122

2024 Overall GRAND TOTAL		Distribution of Caseload		Change*		Percentage (%) of Caseload			
1,766	-74 -4.0%	Adult	926	52%	-7.6% ▼	-76	Adult	54.5%	52.4%
		Juvenile	840	48%	0.2% ▲	+2	Juvenile	45.5%	47.6%
		GRAND TOTAL	1,766	100%	-4.0% ▼	-74	GRAND TOTAL	100%	100%

Dispositions by Division & Code

Division	Case Type Description	Code	Summary	Change	% Change	Absolute Change	
Adult	Show Cause	SC	236	▲	-25.8%	-82	
	Civil Support	VS	179	▲	+0.6%	+1	
	Misdemeanor	CM	169	▼	-6.1%	-11	
	Capias	CA	104	▲	+55.2%	+37	
	Other	OT	91	▼	+2.2%	+2	
	Family Abuse - Protective Order	FP	51	▼	-12.1%	-7	
	Felony	CF	42	▼	-37.3%	-25	
	Motion - Protective Order	MP	30	▲	+87.5%	+14	
	Remand Support	RS	10	▲	+42.9%	+3	
	Restricted License for Non-Support	SL	5	↔		-	
	Violation of Protective Order	PV	5	▼	-28.6%	-2	
	Non-Family Abuse Protective Order	AP	4	▼	-50.0%	-4	
	Violation Family Abuse Protective Order	PS	0	▼	-100.0%	-2	
	Total		926	▼	-7.6%	-76	
Juvenile	Custody Visitation	CV	496	▼	-0.8%	-4	
	Misdemeanor	DM	109	▲	+23.9%	+21	
	Traffic	T	48	▼	-14.3%	-8	
	Felony	DF	33	▲	+106.3%	+17	
	Special Immigrant Juvenile Status	SI	30	▲	+130.8%	+17	
	Child In Need of Services	CS	17	▲	+21.4%	+3	
	Remand Custody	RC	13	▲	+30.0%	+3	
	Remand Visitation	RV	13	▲	+30.0%	+3	
	Show Cause	SC	10	▲	+150.0%	+6	
	Paternity	PT	9	▼	-35.7%	-5	
	Permanency Planning	PH	9	▼	-18.2%	-2	
	Temporary Detention Order	TD	7	▲	+16.7%	+1	
	Civil Violation	CI	6	▲	+50.0%	+2	
	Child at Risk	RI	5	▼	-44.4%	-4	
	Status	ST	5	↔	-16.7%	-1	
	Abuse and Neglect	AN	4	▼	-42.9%	-3	
	Motion - Protective Order	MP	4	▼	-42.9%	-3	
	Non-Family Abuse Protective Order	AP	4	▼	-78.9%	-15	
	Truancy	TR	4	▼	-20.0%	-1	
	Capias	CA	2	▲	+100.0%	+1	
	Foster Care Review	FC	2	▼	-80.0%	-8	
	Initial Foster Care	IF	2	▼	-33.3%	-1	
	Terminate Parental Rights	TP	2	↔		-	
	Emancipation	EP	1	▲	-	+1	
	Emergency Custody Order	EC	1	▼	-50.0%	-1	
	Entrustment	ET	1	▲	-	+1	
	Family Abuse - Protective Order	FP	1	↔		-	
	Relief of Custody	CR	1	▼	-83.3%	-5	
	Voluntary Continuing Services and Support Agreen	VA	1	▼	-75.0%	-3	
	Other	OT	0	▼	-100.0%	-8	
	Violation of Protective Order	PV	0	▼	-100.0%	-2	
		Total		840	▲	0.2%	+2
		GRAND TOTAL		1,766	▼	-4.0%	-74

Dispositions by Major Case Category**

Category	Summary	Change	% Change	Absolute Change
Adult Criminal	443	▼	-22.1%	-126
Child Dependency	27	▲	-48.1%	-25
Child in Need of Services/Supervision	28	▲	+27.3%	+6
Custody and Visitation	505	▼	-1.8%	-9
Delinquency	147	▲	+36.1%	+39
Juvenile Miscellaneous	6	▲		0
New to Workload Study	36	▲	+111.8%	+19
Other	135	▼	+2.3%	+3
Protective Orders	94	▼	-13.8%	-15
Support	297	▲	+16.5%	+42
Traffic	48	▼	-14.3%	-8
GRAND TOTAL	1,766	▼	-4.0%	-74

* Compared to same time period as previous year
 7/11/2024 12:31:58PM

** Case Type Categories are defined in the 2017 Virginia Judicial Workload Assessment
 Source: SCV-SQL-Information

2024 Overall GRAND TOTAL		Distribution of Caseload		Change*		Percentage (%) of Caseload			
617 	+86 16.2%	Adult	318	52%	28.7% ▲	+71	Adult	46.5%	51.5%
		Juvenile	299	48%	5.3% ▲	+15	Juvenile	53.5%	48.5%
		GRAND TOTAL	617	100%	16.2% ▲	+86	GRAND TOTAL	100%	100%

Dispositions by Division & Code

Division	Case Type Description	Code	Summary	Change	% Change	Absolute Change
Adult	Show Cause	SC	64	▲	+20.8%	+11
	Other	OT	55	▲	+48.6%	+18
	Civil Support	VS	53	↔		-
	Felony	CF	43	▲	+760.0%	+38
	Misdemeanor	CM	38	▲	+18.8%	+6
	Family Abuse - Protective Order	FP	23	▼	-8.0%	-2
	Remand Support	RS	17	▲	+30.8%	+4
	Capias	CA	12	▲	+100.0%	+6
	Motion - Protective Order	MP	7	▼	-22.2%	-2
	Non-Family Abuse Protective Order	AP	4	▼	-55.6%	-5
	Violation of Protective Order	PV	2	▼	-33.3%	-1
	Protective Order	PC	0	▼	-100.0%	-2
		Total		318	▲	28.7%
Juvenile	Custody Visitation	CV	156	▼	-15.2%	-28
	Misdemeanor	DM	24	▲	+60.0%	+9
	Permanency Planning	PH	15	▲	+275.0%	+11
	Remand Custody	RC	15	▲	+15.4%	+2
	Remand Visitation	RV	15	▲	+114.3%	+8
	Traffic	T	14	▼	-22.2%	-4
	Abuse and Neglect	AN	10	▲	+11.1%	+1
	Foster Care Review	FC	10	▲	+11.1%	+1
	Felony	DF	9	▲	+800.0%	+8
	Truancy	TR	7	▲	+600.0%	+6
	Initial Foster Care	IF	5	▲	+150.0%	+3
	Non-Family Abuse Protective Order	AP	4	▼	-33.3%	-2
	Temporary Detention Order	TD	4	▲	+100.0%	+2
	Voluntary Continuing Services and Support Agree	VA	4	▲	+300.0%	+3
	Child In Need of Services	CS	3	▼	-50.0%	-3
	Other	OT	3	▲	-	+3
	Show Cause	SC	1	↔		-
	Capias	CA	0	▼	-100.0%	-1
	Emergency Custody Order	EC	0	▼	-100.0%	-1
	Paternity	PT	0	▼	-100.0%	-1
	Terminate Parental Rights	TP	0	▼	-100.0%	-2
	Total		299	▲	5.3%	+15
	GRAND TOTAL		617	▲	16.2%	+86

Dispositions by Major Case Category**

Category	Summary	Change	% Change	Absolute Change
Adult Criminal	144	▲	+73.5%	+61
Child Dependency	44	▲	+63.0%	+17
Child in Need of Services/Supervision	10	▲	+42.9%	+3
Custody and Visitation	156	▼	-15.7%	-29
Delinquency	34	▲	+88.9%	+16
Other	109	▲	+49.3%	+36
Protective Orders	38	▼	-22.4%	-11
Support	68	▼	-4.2%	-3
Traffic	14	▼	-22.2%	-4

* Compared to same time period as previous year
 7/11/2024 12:31:58PM

** Case Type Categories are defined in the 2017 Virginia Judicial Workload Assessment
 Source: SCV-SQL-Information

GRAND TOTAL

617

▲

16.2%

+86

2024 Overall GRAND TOTAL		Distribution of Caseload		Change*		Percentage (%) of Caseload			
373 +24 6.9% 	2024 2023	Adult	147	39%	0.7% ▲	+1	Adult	41.8%	39.4%
		Juvenile	226	61%	11.3% ▲	+23	Juvenile	58.2%	60.6%
GRAND TOTAL		373	100%	6.9% ▲	+24	GRAND TOTAL	100%	100%	

Dispositions by Division & Code

Division	Case Type Description	Code	Summary	Change	% Change	Absolute Change
Adult	Misdemeanor	CM	35	▲	+9.4%	+3
	Other	OT	32	▲	+28.0%	+7
	Show Cause	SC	23	▲	-20.7%	-6
	Felony	CF	16	▲	+220.0%	+11
	Civil Support	VS	15	▼	-50.0%	-15
	Family Abuse - Protective Order	FP	12	▲	+50.0%	+4
	Capias	CA	11	▲	+83.3%	+5
	Violation of Protective Order	PV	2	▲	-	+2
	Remand Support	RS	1	▼	-80.0%	-4
	Motion - Protective Order	MP	0	▼	-100.0%	-1
	Violation Family Abuse Protective Order	PS	0	▼	-100.0%	-5
	Total			147	▲	0.7%
Juvenile	Custody Visitation	CV	95	▲	+5.6%	+5
	Misdemeanor	DM	56	▲	+30.2%	+13
	Traffic	T	35	▲	+6.1%	+2
	Felony	DF	6	▲	+200.0%	+4
	Permanency Planning	PH	6	▲	+100.0%	+3
	Motion - Protective Order	MP	5	▲	-	+5
	Capias	CA	3	▲	-	+3
	Emergency Custody Order	EC	3	▲	-	+3
	Status	ST	3	▼	-25.0%	-1
	Non-Family Abuse Protective Order	AP	2	▲	-	+2
	Remand Custody	RC	2	▼	-71.4%	-5
	Remand Visitation	RV	2	▼	-66.7%	-4
	Voluntary Continuing Services and Support Agree	VA	2	▲	-	+2
	Abuse and Neglect	AN	1	▼	-66.7%	-2
	Child In Need of Services	CS	1	▼	-80.0%	-4
	Civil Violation	CI	1	▲	-	+1
	Initial Foster Care	IF	1	▼	-75.0%	-3
	Other	OT	1	▲	-	+1
	Special Immigrant Juvenile Status	SI	1	▲	-	+1
	Family Abuse - Protective Order	FP	0	▼	-100.0%	-1
	Paternity	PT	0	▼	-100.0%	-1
	Temporary Detention Order	TD	0	▼	-100.0%	-1
Total			226	▲	11.3%	+23
GRAND TOTAL			373	▲	6.9%	+24

Dispositions by Major Case Category**

Category	Summary	Change	% Change	Absolute Change
Adult Criminal	75	▲	+7.1%	+5
Child Dependency	10	▲	-	0
Child in Need of Services/Supervision	1	▼	-80.0%	-4
Custody and Visitation	96	▲	+5.5%	+5
Delinquency	64	▲	+42.2%	+19
Juvenile Miscellaneous	3	▼	-25.0%	-1
New to Workload Study	2	▲	-	+2
Other	41	▲	-6.8%	-3
Protective Orders	19	▲	+90.0%	+9

* Compared to same time period as previous year
 7/11/2024 12:31:58PM

** Case Type Categories are defined in the 2017 Virginia Judicial Workload Assessment
 Source: SCV-SQL-Information

CPSS - JCMS CASELOAD STATISTICS OF THE JUVENILE & DOMESTIC RELATIONS DISTRICT COURTS
January 2024 thru June 2024 Dispositions (Compared to January 2023 thru June 2023)

Support	27	▲	-27.0%	-10
Traffic	35	▲	+6.1%	+2
GRAND TOTAL	373	▲	6.9%	+24

2024 Overall GRAND TOTAL		Distribution of Caseload		Change*		Percentage (%) of Caseload			
590 2024 2023	-49 -7.7%	Adult	271	46%	-16.1% ▼	-52	Adult	50.5%	45.9%
		Juvenile	319	54%	0.9% ▲	+3	Juvenile	49.5%	54.1%
		GRAND TOTAL	590	100%	-7.7% ▼	-49	GRAND TOTAL	100%	100%

Dispositions by Division & Code

Division	Case Type Description	Code	Summary	Change	% Change	Absolute Change
Adult	Civil Support	VS	59	▲	+15.7%	+8
	Show Cause	SC	57	▲	+62.9%	+22
	Misdemeanor	CM	48	▼	-41.5%	-34
	Other	OT	44	▲	+7.3%	+3
	Family Abuse - Protective Order	FP	29	▲	+16.0%	+4
	Capias	CA	16	▲	+77.8%	+7
	Felony	CF	9	▼	-35.7%	-5
	Non-Family Abuse Protective Order	AP	5	▲	+150.0%	+3
	Motion - Protective Order	MP	3	▼	-76.9%	-10
	Violation of Protective Order	PV	1	▼	-98.0%	-50
	Total		271	▼	-16.1%	-52
Juvenile	Custody Visitation	CV	195	▲	+6.0%	+11
	Traffic	T	25	▲	+31.6%	+6
	Misdemeanor	DM	20	▼	-35.5%	-11
	Non-Family Abuse Protective Order	AP	11	▲	-	+11
	Child In Need of Services	CS	9	▲	+80.0%	+4
	Foster Care Review	FC	8	↔	-	-
	Felony	DF	7	▼	-12.5%	-1
	Permanency Planning	PH	7	▼	-63.2%	-12
	Special Immigrant Juvenile Status	SI	6	▲	+100.0%	+3
	Abuse and Neglect	AN	5	↔	-	-
	Show Cause	SC	4	▲	-	+4
	Status	ST	4	▲	-	+4
	Terminate Parental Rights	TP	4	▼	-73.3%	-11
	Other	OT	3	▲	-	+3
	Paternity	PT	3	▼	-25.0%	-1
	Voluntary Continuing Services and Support Agree	VA	3	▲	+50.0%	+1
	Initial Foster Care	IF	2	▼	-33.3%	-1
	Emergency Custody Order	EC	1	▼	-50.0%	-1
	Entrustment	ET	1	▲	-	+1
	Temporary Detention Order	TD	1	▼	-66.7%	-2
	Civil Violation	CI	0	▼	-100.0%	-1
	Motion - Protective Order	MP	0	▼	-100.0%	-2
	Qualified Residential Treatment	QR	0	▼	-100.0%	-1
Truancy	TR	0	▼	-100.0%	-1	
	Total		319	▲	0.9%	+3
	GRAND TOTAL		590	▼	-7.7%	-49

Dispositions by Major Case Category**

Category	Summary	Change	% Change	Absolute Change
Adult Criminal	109	▼	-38.8%	-69
Child Dependency	30	▲	-43.4%	-23
Child in Need of Services/Supervision	9	▼	+50.0%	+3
Custody and Visitation	198	▼	+5.3%	+10
Delinquency	31	▲	-20.5%	-8
Juvenile Miscellaneous	4	▲	-	+4
New to Workload Study	6	↔	+50.0%	+2
Other	49	▲	+6.5%	+3

* Compared to same time period as previous year
 7/11/2024 12:31:58PM

** Case Type Categories are defined in the 2017 Virginia Judicial Workload Assessment
 Source: SCV-SQL-Information

CPSS - JCMS CASELOAD STATISTICS OF THE JUVENILE & DOMESTIC RELATIONS DISTRICT COURTS
 January 2024 thru June 2024 Dispositions (Compared to January 2023 thru June 2023)

Greene

District: 16 FIPS: 079

Protective Orders	48	▲	+14.3%	+6
Support	81	▲	+26.6%	+17
Traffic	25	▲	+31.6%	+6
GRAND TOTAL	590	▼	-7.7%	-49

* Compared to same time period as previous year
 7/11/2024 12:31:58PM

** Case Type Categories are defined in the 2017 Virginia Judicial Workload Assessment
 Source: SCV-SQL-Information

2024 Overall GRAND TOTAL		Distribution of Caseload		Change*		Percentage (%) of Caseload			
1,173 +52 4.6% 	2024 2023	Adult	637	54%	9.3% ▲	+54	Adult	2023	2024
		Juvenile	536	46%	-0.4% ▼	-2	Juvenile	48.0%	45.7%
GRAND TOTAL		1,173	100%	4.6% ▲	+52	GRAND TOTAL	100%	100%	

Dispositions by Division & Code

Division	Case Type Description	Code	Summary	Change	% Change	Absolute Change	
Adult	Misdemeanor	CM	155	▲	+32.5%	+38	
	Other	OT	123	▼	+18.3%	+19	
	Show Cause	SC	106	▲	+12.8%	+12	
	Civil Support	VS	90	▼	-4.3%	-4	
	Felony	CF	56	▼	-38.5%	-35	
	Capias	CA	37	▲	+12.1%	+4	
	Family Abuse - Protective Order	FP	35	▲	+40.0%	+10	
	Violation of Protective Order	PV	14	▲	+100.0%	+7	
	Motion - Protective Order	MP	10	▲	+150.0%	+6	
	Remand Support	RS	4	▼	-63.6%	-7	
	Restricted License for Non-Support	SL	4	▲	-	+4	
	Non-Family Abuse Protective Order	AP	2	↔	-	-	
	Bond Forfeiture	BF	1	▲	-	+1	
	Criminal Support	CS	0	▼	-100.0%	-1	
Total			637	▲	9.3%	+54	
Juvenile	Custody Visitation	CV	347	▼	-13.5%	-54	
	Traffic	T	56	▲	+300.0%	+42	
	Misdemeanor	DM	33	▲	+6.5%	+2	
	Child In Need of Services	CS	12	▲	+71.4%	+5	
	Permanency Planning	PH	11	▲	+175.0%	+7	
	Paternity	PT	10	▲	+400.0%	+8	
	Felony	DF	6	▼	-14.3%	-1	
	Foster Care Review	FC	6	▲	+20.0%	+1	
	Remand Custody	RC	6	▼	-53.8%	-7	
	Remand Visitation	RV	6	▼	-53.8%	-7	
	Abuse and Neglect	AN	5	▼	-64.3%	-9	
	Motion - Protective Order	MP	5	▲	+66.7%	+2	
	Terminate Parental Rights	TP	5	▲	-	+5	
	Truancy	TR	5	▲	+66.7%	+2	
	Capias	CA	4	▲	+300.0%	+3	
	Civil Violation	CI	4	▼	-20.0%	-1	
	Entrustment	ET	3	▲	-	+3	
	Non-Family Abuse Protective Order	AP	3	↔	-	-	
	Voluntary Continuing Services and Support Agreen	VA	3	↔	-	-	
	Initial Foster Care	IF	2	▼	-60.0%	-3	
	Emergency Custody Order	EC	1	▲	-	+1	
	Show Cause	SC	1	▼	-50.0%	-1	
	Status	ST	1	▲	-	+1	
	Temporary Detention Order	TD	1	▼	-50.0%	-1	
	Total			536	▼	-0.4%	-2
	GRAND TOTAL			1,173	▲	4.6%	+52

Dispositions by Major Case Category**

Category	Summary	Change	% Change	Absolute Change
Adult Criminal	311	▲	+8.4%	+24
Child Dependency	35	▲	+12.9%	+4
Child in Need of Services/Supervision	17	▲	+70.0%	+7
Custody and Visitation	357	▲	-11.4%	-46
Delinquency	44	▲	+7.3%	+3

* Compared to same time period as previous year
 7/11/2024 12:31:58PM

** Case Type Categories are defined in the 2017 Virginia Judicial Workload Assessment
 Source: SCV-SQL-Information

CPSS - JCMS CASELOAD STATISTICS OF THE JUVENILE & DOMESTIC RELATIONS DISTRICT COURTS
 January 2024 thru June 2024 Dispositions (Compared to January 2023 thru June 2023)

Juvenile Miscellaneous	1	▲	-	+1
New to Workload Study	4	▼	-20.0%	-1
Other	141	▲	-1.4%	-2
Protective Orders	55	▲	+48.6%	+18
Support	152	▲	+1.3%	+2
Traffic	56	▲	+300.0%	+42
GRAND TOTAL	1,173	▲	4.6%	+52

2024 Overall GRAND TOTAL		Distribution of Caseload		Change*		Percentage (%) of Caseload			
439 +97 28.4% 		Adult	187	43%	26.4% ▲	+39	Adult	43.3%	42.6%
		Juvenile	252	57%	29.9% ▲	+58	Juvenile	56.7%	57.4%
		GRAND TOTAL	439	100%	28.4% ▲	+97	GRAND TOTAL	100%	100%

Dispositions by Division & Code

Division	Case Type Description	Code	Summary	Change	% Change	Absolute Change
Adult	Show Cause	SC	53	▲	+65.6%	+21
	Misdemeanor	CM	38	▲	+52.0%	+13
	Civil Support	VS	30	↔		-
	Other	OT	19	▼	-13.6%	-3
	Family Abuse - Protective Order	FP	16	▲	+23.1%	+3
	Capias	CA	11	▲	+10.0%	+1
	Felony	CF	9	▲	+80.0%	+4
	Motion - Protective Order	MP	4	↔		-
	Violation of Protective Order	PV	4	↔		-
	Non-Family Abuse Protective Order	AP	3	↔		-
	Total		187	▲	26.4%	+39
Juvenile	Custody Visitation	CV	159	▲	+30.3%	+37
	Permanency Planning	PH	17	▲	+240.0%	+12
	Misdemeanor	DM	15	▲	+7.1%	+1
	Initial Foster Care	IF	13	▲	+85.7%	+6
	Abuse and Neglect	AN	12	▼	-14.3%	-2
	Terminate Parental Rights	TP	8	▲	+300.0%	+6
	Traffic	T	8	↔		-
	Civil Violation	CI	6	▲	-	+6
	Child In Need of Services	CS	3	▲	+200.0%	+2
	Felony	DF	3	▼	-25.0%	-1
	Entrustment	ET	2	▲	-	+2
	Foster Care Review	FC	2	▼	-66.7%	-4
	Non-Family Abuse Protective Order	AP	2	▼	-33.3%	-1
	Status	ST	2	▼	-66.7%	-4
	Paternity	PT	0	▼	-100.0%	-1
	Truancy	TR	0	▼	-100.0%	-1
	Total		252	▲	29.9%	+58
GRAND TOTAL			439	▲	28.4%	+97

Dispositions by Major Case Category**

Category	Summary	Change	% Change	Absolute Change
Adult Criminal	77	▲	+16.7%	+11
Child Dependency	54	▲	+58.8%	+20
Child in Need of Services/Supervision	3	▲	+50.0%	+1
Custody and Visitation	159	▼	+29.3%	+36
Delinquency	18	▼		0
Juvenile Miscellaneous	2	▼	-66.7%	-4
New to Workload Study	6	▲	-	+6
Other	19	▼	-13.6%	-3
Protective Orders	25	▼	+8.7%	+2
Support	68	▲	+70.0%	+28
Traffic	8	↔		0
GRAND TOTAL	439	▲	28.4%	+97

* Compared to same time period as previous year
 7/11/2024 12:31:58PM

** Case Type Categories are defined in the 2017 Virginia Judicial Workload Assessment
 Source: SCV-SQL-Information

2024 Overall GRAND TOTAL		Distribution of Caseload			Change*		Percentage (%) of Caseload		
1,203 +19 1.6% 		Adult	615	51%	6.6% ▲	+38	Adult	48.7%	51.1%
		Juvenile	588	49%	-3.1% ▼	-19	Juvenile	51.3%	48.9%
		GRAND TOTAL	1,203	100%	1.6% ▲	+19	GRAND TOTAL	100%	100%

Dispositions by Division & Code

Division	Case Type Description	Code	Summary	Change	% Change	Absolute Change	
Adult	Show Cause	SC	173	▲	+23.6%	+33	
	Civil Support	VS	129	▲	+4.9%	+6	
	Misdemeanor	CM	101	▲	+7.4%	+7	
	Other	OT	68	▼	-20.9%	-18	
	Family Abuse - Protective Order	FP	53	▲	+32.5%	+13	
	Capias	CA	36	▼	-29.4%	-15	
	Felony	CF	32	▲	+28.0%	+7	
	Motion - Protective Order	MP	8	▲	+14.3%	+1	
	Remand Support	RS	7	▲	+40.0%	+2	
	Non-Family Abuse Protective Order	AP	4	▲	+33.3%	+1	
	Violation of Protective Order	PV	3	▲	+50.0%	+1	
	Bond Forfeiture	BF	1	▲	-	+1	
	Protective Order	PC	0	▼	-100.0%	-1	
	Total		615	▲	6.6%	+38	
Juvenile	Custody Visitation	CV	370	▼	-8.2%	-33	
	Misdemeanor	DM	32	▼	-11.1%	-4	
	Felony	DF	23	▲	+130.0%	+13	
	Child In Need of Services	CS	19	▲	+72.7%	+8	
	Permanency Planning	PH	17	▼	-32.0%	-8	
	Status	ST	14	▲	+40.0%	+4	
	Terminate Parental Rights	TP	14	▲	+250.0%	+10	
	Foster Care Review	FC	11	▲	+22.2%	+2	
	Traffic	T	11	▼	-38.9%	-7	
	Remand Visitation	RV	10	↔	-	-	
	Remand Custody	RC	9	▼	-10.0%	-1	
	Civil Violation	CI	8	▲	+33.3%	+2	
	Initial Foster Care	IF	7	▲	+250.0%	+5	
	Voluntary Continuing Services and Support Agree	VA	7	▲	+133.3%	+4	
	Other	OT	6	▲	+200.0%	+4	
	Truancy	TR	6	▼	-33.3%	-3	
	Abuse and Neglect	AN	5	▼	-44.4%	-4	
	Paternity	PT	5	▼	-37.5%	-3	
	Non-Family Abuse Protective Order	AP	4	▼	-33.3%	-2	
	Temporary Detention Order	TD	3	▼	-66.7%	-6	
	Motion - Protective Order	MP	2	▲	-	+2	
	Special Immigrant Juvenile Status	SI	2	▲	-	+2	
	Emancipation	EP	1	▲	-	+1	
	Emergency Custody Order	EC	1	↔	-	-	
	Family Abuse - Protective Order	FP	1	▲	-	+1	
	Qualified Residential Treatment	QR	0	▼	-100.0%	-6	
		Total		588	▼	-3.1%	-19
		GRAND TOTAL		1,203	▲	1.6%	+19

Dispositions by Major Case Category**

Category	Summary	Change	% Change	Absolute Change
Adult Criminal	294	▲	+13.1%	+34
Child Dependency	61	▲	+5.2%	+3
Child in Need of Services/Supervision	25	▲	+25.0%	+5
Custody and Visitation	375	▼	-8.8%	-36

* Compared to same time period as previous year
 7/11/2024 12:31:58PM

** Case Type Categories are defined in the 2017 Virginia Judicial Workload Assessment
 Source: SCV-SQL-Information

CPSS - JCMS CASELOAD STATISTICS OF THE JUVENILE & DOMESTIC RELATIONS DISTRICT COURTS
 January 2024 thru June 2024 Dispositions (Compared to January 2023 thru June 2023)

Orange

District: 16 FIPS: 137

Delinquency	55	▲	+19.6%	+9
Juvenile Miscellaneous	15	▲	+50.0%	+5
New to Workload Study	10	▲	+66.7%	+4
Other	104	▲	-15.4%	-19
Protective Orders	72	▲	+28.6%	+16
Support	181	▼	+2.8%	+5
Traffic	11	▼	-38.9%	-7
GRAND TOTAL	1,203	▲	1.6%	+19

* Compared to same time period as previous year
 7/11/2024 12:31:58PM

** Case Type Categories are defined in the 2017 Virginia Judicial Workload Assessment
 Source: SCV-SQL-Information

2024 Overall GRAND TOTAL		Distribution of Caseload			Change*		Percentage (%) of Caseload		
2,362 +107 4.7% 	2024 2023	Adult	1,071	45%	2.5% ▲	+26	Adult	46.3%	45.3%
		Juvenile	1,291	55%	6.7% ▲	+81	Juvenile	53.7%	54.7%
GRAND TOTAL		2,362	100%	4.7% ▲	+107	GRAND TOTAL	100%	100%	

Dispositions by Division & Code

Division	Case Type Description	Code	Summary	Change	% Change	Absolute Change	
Adult	Misdemeanor	CM	275	▲	+15.5%	+37	
	Civil Support	VS	211	▲	+0.5%	+1	
	Show Cause	SC	171	▲	+23.9%	+33	
	Other	OT	124	▼	-31.1%	-56	
	Capias	CA	117	▲	+21.9%	+21	
	Felony	CF	90	▼	-2.2%	-2	
	Family Abuse - Protective Order	FP	67	▼	-17.3%	-14	
	Motion - Protective Order	MP	10	▲	+400.0%	+8	
	Non-Family Abuse Protective Order	AP	4	↔	-	-	
	Restricted License for Non-Support	SL	1	▼	-66.7%	-2	
	Violation of Protective Order	PV	1	▲	-	+1	
	Violation Family Abuse Protective Order	PS	0	▼	-100.0%	-1	
	Total			1,071	▲	2.5%	+26
Juvenile	Custody Visitation	CV	417	▼	-3.2%	-14	
	Misdemeanor	DM	178	▲	+54.8%	+63	
	Felony	DF	143	▲	+225.0%	+99	
	Civil Violation	CI	127	▲	+101.6%	+64	
	Status	ST	73	▼	-67.8%	-154	
	Show Cause	SC	64	▼	+14.3%	+8	
	Truancy	TR	41	▲	+78.3%	+18	
	Traffic	T	38	▼	-32.1%	-18	
	Abuse and Neglect	AN	37	▼	-50.0%	-37	
	Permanency Planning	PH	32	▲	+128.6%	+18	
	Child In Need of Services	CS	29	▼	-6.5%	-2	
	Non-Family Abuse Protective Order	AP	26	▲	+116.7%	+14	
	Paternity	PT	18	↔	-	-	
	Terminate Parental Rights	TP	15	▲	+400.0%	+12	
	Foster Care Review	FC	13	▼	-13.3%	-2	
	Initial Foster Care	IF	9	▲	+12.5%	+1	
	Special Immigrant Juvenile Status	SI	9	▲	-	+9	
	Capias	CA	7	▲	+40.0%	+2	
	Entrustment	ET	4	▲	-	+4	
	Voluntary Continuing Services and Support Agreem	VA	3	▲	+200.0%	+2	
	Motion - Protective Order	MP	2	▲	-	+2	
	Emergency Custody Order	EC	1	▼	-50.0%	-1	
	Family Abuse - Protective Order	FP	1	▲	-	+1	
	Mental Commitment	MC	1	▲	-	+1	
	Relief of Custody	CR	1	▲	-	+1	
	Remand Custody	RC	1	▲	-	+1	
	Temporary Detention Order	TD	1	▼	-90.0%	-9	
	Other	OT	0	▼	-100.0%	-1	
	Qualified Residential Treatment	QR	0	▼	-100.0%	-1	
	Total			1,291	▲	6.7%	+81
	GRAND TOTAL			2,362	▲	4.7%	+107

Dispositions by Major Case Category**

Category	Summary	Change	% Change	Absolute Change
Adult Criminal	588	▲	+18.1%	+90
Child Dependency	114	▲	-1.7%	-2

* Compared to same time period as previous year
 7/11/2024 12:31:58PM

** Case Type Categories are defined in the 2017 Virginia Judicial Workload Assessment
 Source: SCV-SQL-Information

CPSS - JCMS CASELOAD STATISTICS OF THE JUVENILE & DOMESTIC RELATIONS DISTRICT COURTS
 January 2024 thru June 2024 Dispositions (Compared to January 2023 thru June 2023)

Arlington

District: 17 FIPS: 013

Child in Need of Services/Supervision	78	▲	+14.7%	+10
Custody and Visitation	435	▼	-3.1%	-14
Delinquency	384	▲	+86.4%	+178
Juvenile Miscellaneous	73	▼	-67.8%	-154
New to Workload Study	136	▲	+115.9%	+73
Other	128	▲	-33.7%	-65
Protective Orders	110	▲	+11.1%	+11
Support	278	▼	-0.7%	-2
Traffic	38	▼	-32.1%	-18
GRAND TOTAL	2,362	▲	4.7%	+107

2024 Overall GRAND TOTAL		Distribution of Caseload			Change*		Percentage (%) of Caseload		
58 -21 -26.6% 	Adult	34	59%	-17.1%	▼	-7	Adult	51.9%	58.6%
	Juvenile	24	41%	-36.8%	▼	-14	Juvenile	48.1%	41.4%
GRAND TOTAL		58	100%	-26.6%	▼	-21	GRAND TOTAL	100%	100%

Dispositions by Division & Code

Division	Case Type Description	Code	Summary	Change	% Change	Absolute Change
Adult	Felony	CF	8	▲	+60.0%	+3
	Other	OT	7	▼		-
	Misdemeanor	CM	6	↔		-
	Civil Support	VS	4	▼	-63.6%	-7
	Capias	CA	3	▼	-40.0%	-2
	Family Abuse - Protective Order	FP	3	▲	-	+3
	Show Cause	SC	3	▲	-57.1%	-4
	Total		34	▼	-17.1%	-7
Juvenile	Misdemeanor	DM	9	▲	+50.0%	+3
	Traffic	T	5	▼	-28.6%	-2
	Custody Visitation	CV	4	▼	-60.0%	-6
	Felony	DF	2	▲	-	+2
	Abuse and Neglect	AN	1	↔		-
	Child In Need of Services	CS	1	↔		-
	Special Immigrant Juvenile Status	SI	1	▼	-50.0%	-1
	Status	ST	1	▼	-87.5%	-7
	Non-Family Abuse Protective Order	AP	0	▼	-100.0%	-1
	Permanency Planning	PH	0	▼	-100.0%	-1
	Truancy	TR	0	▼	-100.0%	-1
	Total		24	▼	-36.8%	-14
GRAND TOTAL			58	▼	-26.6%	-21

Dispositions by Major Case Category**

Category	Summary	Change	% Change	Absolute Change
Adult Criminal	19	▼	-17.4%	-4
Child Dependency	1	▼	-50.0%	-1
Child in Need of Services/Supervision	1	▼	-50.0%	-1
Custody and Visitation	4	▼	-60.0%	-6
Delinquency	11	▲	+83.3%	+5
Juvenile Miscellaneous	1	▼	-87.5%	-7
New to Workload Study	1	▼	-50.0%	-1
Other	7	▼		0
Protective Orders	3	▲	+200.0%	+2
Support	5	▲	-54.5%	-6
Traffic	5	▼	-28.6%	-2
GRAND TOTAL	58	▼	-26.6%	-21

* Compared to same time period as previous year
 7/11/2024 12:31:58PM

** Case Type Categories are defined in the 2017 Virginia Judicial Workload Assessment
 Source: SCV-SQL-Information

2024 Overall GRAND TOTAL		Distribution of Caseload			Change*		Percentage (%) of Caseload		
2,191	-162 -6.9%	Adult	1,120	51%	-5.3% ▼	-63	Adult	50.3%	51.1%
2024		Juvenile	1,071	49%	-8.5% ▼	-99	Juvenile	49.7%	48.9%
2023		GRAND TOTAL	2,191	100%	-6.9% ▼	-162	GRAND TOTAL	100%	100%

Dispositions by Division & Code

Division	Case Type Description	Code	Summary	Change	% Change	Absolute Change	
Adult	Misdemeanor	CM	291	▼	-10.5%	-34	
	Other	OT	261	▼	-16.3%	-51	
	Civil Support	VS	200	▼	-7.8%	-17	
	Family Abuse - Protective Order	FP	97	▲	+29.3%	+22	
	Felony	CF	85	▼	-8.6%	-8	
	Capias	CA	73	▲	+46.0%	+23	
	Show Cause	SC	72	▼	-2.7%	-2	
	Protective Order	PC	12	▼	-33.3%	-6	
	Bond Forfeiture	BF	11	▲	-	+11	
	Motion - Protective Order	MP	8	↔	-	-	
	Violation of Protective Order	PV	6	▲	+20.0%	+1	
	Non-Family Abuse Protective Order	AP	4	▲	+33.3%	+1	
	Remand Support	RS	0	▼	-100.0%	-1	
	Restricted License for Non-Support	SL	0	▼	-100.0%	-2	
	Total		1,120	▼	-5.3%	-63	
Juvenile	Custody Visitation	CV	494	▼	-18.3%	-111	
	Misdemeanor	DM	144	▼	-8.3%	-13	
	Status	ST	100	▼	-24.2%	-32	
	Felony	DF	61	▼	-3.2%	-2	
	Motion - Protective Order	MP	36	▲	+1,100.0%	+33	
	Permanency Planning	PH	26	▲	+4.0%	+1	
	Traffic	T	26	▼	-16.1%	-5	
	Foster Care Review	FC	22	▼	-26.7%	-8	
	Other	OT	20	▲	+66.7%	+8	
	Abuse and Neglect	AN	16	▼	-33.3%	-8	
	Initial Foster Care	IF	16	▲	+33.3%	+4	
	Special Immigrant Juvenile Status	SI	15	▲	-	+15	
	Truancy	TR	15	▲	+15.4%	+2	
	Paternity	PT	14	↔	-	-	
	Non-Family Abuse Protective Order	AP	12	▲	+33.3%	+3	
	Temporary Detention Order	TD	9	▲	+12.5%	+1	
	Terminate Parental Rights	TP	9	▲	+200.0%	+6	
	Show Cause	SC	8	▲	+100.0%	+4	
	Civil Violation	CI	7	▲	+40.0%	+2	
	Emergency Custody Order	EC	5	▼	-28.6%	-2	
	Relief of Custody	CR	4	▲	+100.0%	+2	
	Voluntary Continuing Services and Support Agree	VA	3	▲	+50.0%	+1	
	Child In Need of Services	CS	2	▲	+100.0%	+1	
	Entrustment	ET	2	▼	-33.3%	-1	
	Family Abuse - Protective Order	FP	2	▲	-	+2	
	Mental Commitment	MC	2	▲	-	+2	
	Protective Order	PC	1	▼	-50.0%	-1	
	Qualified Residential Treatment	QR	0	▼	-100.0%	-3	
		Total		1,071	▼	-8.5%	-99
	GRAND TOTAL			2,191	▼	-6.9%	-162

* Compared to same time period as previous year
 7/11/2024 12:31:58PM




** Case Type Categories are defined in the 2017 Virginia Judicial Workload Assessment
 Source: SCV-SQL-Information

Dispositions by Major Case Category**

Category	Summary	Change	% Change	Absolute Change
Adult Criminal	516	▲	-2.1%	-11
Child Dependency	98	▲	-5.8%	-6
Child in Need of Services/Supervision	17	▲	+13.3%	+2
Custody and Visitation	508	▼	-17.9%	-111
Delinquency	214	▲	-4.9%	-11
Juvenile Miscellaneous	100	▼	-24.2%	-32
New to Workload Study	22	▲	+340.0%	+17
Other	297	▲	-12.6%	-43
Protective Orders	159	▲	+62.2%	+61
Support	234	▲	-8.9%	-23
Traffic	26	▼	-16.1%	-5
GRAND TOTAL	2,191	▼	-6.9%	-162

* Compared to same time period as previous year
 7/11/2024 12:31:58PM

** Case Type Categories are defined in the 2017 Virginia Judicial Workload Assessment
 Source: SCV-SQL-Information

2024 Overall GRAND TOTAL		Distribution of Caseload			Change*		Percentage (%) of Caseload		
12,452	-2,385 -16.1%	Adult	6,031	48%	-20.6% ▼	-1,565	Adult	51.2%	48.4%
2024 		Juvenile	6,421	52%	-11.3% ▼	-820	Juvenile	48.8%	51.6%
2023 		GRAND TOTAL	12,452	100%	-16.1% ▼	-2,385	GRAND TOTAL	100%	100%

Dispositions by Division & Code

Division	Case Type Description	Code	Summary	Change	% Change	Absolute Change	
Adult	Misdemeanor	CM	1,643	▼	-9.6%	-175	
	Other	OT	1,095	▼	-46.7%	-960	
	Civil Support	VS	1,069	▼	-23.8%	-334	
	Show Cause	SC	617	▼	-11.0%	-76	
	Felony	CF	605	▲	+17.9%	+92	
	Family Abuse - Protective Order	FP	569	▲	+6.2%	+33	
	Capias	CA	332	▼	-29.4%	-138	
	Remand Support	RS	32	▼	-22.0%	-9	
	Protective Order	PC	31	▲	+63.2%	+12	
	Non-Family Abuse Protective Order	AP	30	▲	+42.9%	+9	
	Violation of Protective Order	PV	5	▼	-58.3%	-7	
	Violation Family Abuse Protective Order	PS	2	↔		-	
	Bond Forfeiture	BF	1	▼	-92.3%	-12	
	Total		6,031	▼	-20.6%	-1,565	
Juvenile	Custody Visitation	CV	2,631	▼	-24.6%	-857	
	Status	ST	952	▼	-21.3%	-258	
	Misdemeanor	DM	791	▲	+11.1%	+79	
	Traffic	T	561	▲	+11.3%	+57	
	Felony	DF	412	▲	+49.8%	+137	
	Special Immigrant Juvenile Status	SI	210	▲	+103.9%	+107	
	Paternity	PT	118	▼	-19.7%	-29	
	Temporary Detention Order	TD	118	▼	-4.8%	-6	
	Capias	CA	89	▲	+45.9%	+28	
	Show Cause	SC	87	▲	+2.4%	+2	
	Abuse and Neglect	AN	80	▼	-20.0%	-20	
	Permanency Planning	PH	46	▼	-22.0%	-13	
	Non-Family Abuse Protective Order	AP	44	▼	-12.0%	-6	
	Foster Care Review	FC	43	▼	-31.7%	-20	
	Remand Custody	RC	37	▼	-14.0%	-6	
	Remand Visitation	RV	37	▼	-14.0%	-6	
	Civil Violation	CI	35	▲	+34.6%	+9	
	Initial Foster Care	IF	28	▼	-15.2%	-5	
	Truancy	TR	27	▲	+3.8%	+1	
	Terminate Parental Rights	TP	23	▲	+21.1%	+4	
	Emergency Custody Order	EC	15	▼	-34.8%	-8	
	Voluntary Continuing Services and Support Agree	VA	14	▲	+16.7%	+2	
	Other	OT	9	▲	+350.0%	+7	
	Child In Need of Services	CS	5	▼	-50.0%	-5	
	Motion - Protective Order	MP	4	▲	+100.0%	+2	
	Family Abuse - Protective Order	FP	2	▼	-85.7%	-12	
	Emancipation	EP	1	▼	-80.0%	-4	
	Entrustment	ET	1	▲	-	+1	
	Protective Order	PC	1	▲	-	+1	
	Child at Risk	RI	0	▼	-100.0%	-1	
	Qualified Residential Treatment	QR	0	▼	-100.0%	-1	
		Total		6,421	▼	-11.3%	-820
		GRAND TOTAL		12,452	▼	-16.1%	-2,385

Dispositions by Major Case Category**

Category	Summary	Change	% Change	Absolute Change
Adult Criminal	2,889	▼	-8.8%	-278
Child Dependency	235	▲	-18.4%	-53
Child in Need of Services/Supervision	37	▼	-9.8%	-4
Custody and Visitation	2,759	▲	-24.2%	-879
Delinquency	1,365	▲	+21.3%	+240
Juvenile Miscellaneous	953	▼	-21.6%	-262
New to Workload Study	245	▲	+89.9%	+116
Other	1,343	▲	-42.4%	-988
Protective Orders	649	▲	+4.2%	+26
Support	1,416	▼	-20.3%	-360
Traffic	561	▲	+11.3%	+57
GRAND TOTAL	12,452	▼	-16.1%	-2,385

* Compared to same time period as previous year
 7/11/2024 12:31:58PM

** Case Type Categories are defined in the 2017 Virginia Judicial Workload Assessment
 Source: SCV-SQL-Information

2024 Overall GRAND TOTAL		Distribution of Caseload		Change*		Percentage (%) of Caseload					
1,393 +41 3.0% 	2024	Adult	589	42%	-12.0%	▼	-80	2023	49.5%	42.3%	
	2023	Juvenile	804	58%	17.7%	▲	+121	2024	50.5%	57.7%	
GRAND TOTAL		1,393		100%	3.0%	▲	+41	GRAND TOTAL		100%	100%

Dispositions by Division & Code

Division	Case Type Description	Code	Summary	Change	% Change	Absolute Change
Adult	Civil Support	VS	124	▼	-19.5%	-30
	Misdemeanor	CM	112	▼	-23.3%	-34
	Show Cause	SC	101	▼	-17.9%	-22
	Other	OT	72	▼	-4.0%	-3
	Family Abuse - Protective Order	FP	55	▼	-8.3%	-5
	Felony	CF	55	▲	+14.6%	+7
	Capias	CA	38	▲	+2.7%	+1
	Remand Support	RS	14	▲	+600.0%	+12
	Motion - Protective Order	MP	12	▼	-25.0%	-4
	Violation of Protective Order	PV	4	▲	+300.0%	+3
	Non-Family Abuse Protective Order	AP	1	▼	-83.3%	-5
	Protective Order	PC	1	▲	-	+1
	Criminal Support	CS	0	▼	-100.0%	-1
Total			589	▼	-12.0%	-80
Juvenile	Custody Visitation	CV	459	▲	+1.5%	+7
	Misdemeanor	DM	82	▲	+39.0%	+23
	Traffic	T	78	▲	+34.5%	+20
	Abuse and Neglect	AN	33	▲	+266.7%	+24
	Terminate Parental Rights	TP	18	▲	+125.0%	+10
	Remand Custody	RC	17	▲	+240.0%	+12
	Remand Visitation	RV	16	▲	+220.0%	+11
	Foster Care Review	FC	14	▼	-12.5%	-2
	Felony	DF	13	▼	-7.1%	-1
	Child In Need of Services	CS	10	▲	+233.3%	+7
	Permanency Planning	PH	9	▼	-25.0%	-3
	Initial Foster Care	IF	8	▲	+33.3%	+2
	Motion - Protective Order	MP	7	▲	+133.3%	+4
	Truancy	TR	6	▲	+50.0%	+2
	Paternity	PT	5	▲	+66.7%	+2
	Child at Risk	RI	4	▲	-	+4
	Entrustment	ET	4	▲	+100.0%	+2
	Non-Family Abuse Protective Order	AP	4	▲	+100.0%	+2
	Status	ST	4	▼	-33.3%	-2
	Other	OT	3	▲	-	+3
	Temporary Detention Order	TD	3	▼	-25.0%	-1
	Voluntary Continuing Services and Support Agree	VA	3	▲	+200.0%	+2
	Relief of Custody	CR	2	▲	+100.0%	+1
	Civil Violation	CI	1	▼	-80.0%	-4
	Family Abuse - Protective Order	FP	1	▲	-	+1
	Emancipation	EP	0	▼	-100.0%	-1
	Emergency Custody Order	EC	0	▼	-100.0%	-1
	Juvenile Support	JS	0	▼	-100.0%	-1
	Mental Commitment	MC	0	▼	-100.0%	-1
	Qualified Residential Treatment	QR	0	▼	-100.0%	-1
Total			804	▲	17.7%	+121
GRAND TOTAL			1,393	▲	3.0%	+41

* Compared to same time period as previous year
 7/11/2024 12:31:58PM

** Case Type Categories are defined in the 2017 Virginia Judicial Workload Assessment
 Source: SCV-SQL-Information

Dispositions by Major Case Category**

Category	Summary	Change	% Change	Absolute Change
Adult Criminal	275	▲	-13.8%	-44
Child Dependency	95	▲	+69.6%	+39
Child in Need of Services/Supervision	16	▲	+128.6%	+9
Custody and Visitation	464	▲	+2.0%	+9
Delinquency	95	▲	+30.1%	+22
Juvenile Miscellaneous	4	▼	-42.9%	-3
New to Workload Study	1	▼	-80.0%	-4
Other	125	▲	+34.4%	+32
Protective Orders	80	▲	-8.0%	-7
Support	160	▼	-16.7%	-32
Traffic	78	▲	+34.5%	+20
GRAND TOTAL	1,393	▲	3.0%	+41

* Compared to same time period as previous year
 7/11/2024 12:31:58PM

** Case Type Categories are defined in the 2017 Virginia Judicial Workload Assessment
 Source: SCV-SQL-Information

2024 Overall GRAND TOTAL		Distribution of Caseload			Change*		Percentage (%) of Caseload		
3,726 +180 5.1% 	2024 2023	Adult	1,811	49%	-2.3% ▼	-42	Adult	52.3%	48.6%
		Juvenile	1,915	51%	13.1% ▲	+222	Juvenile	47.7%	51.4%
GRAND TOTAL		3,726	100%	5.1% ▲	+180	GRAND TOTAL	100%	100%	

Dispositions by Division & Code

Division	Case Type Description	Code	Summary	Change	% Change	Absolute Change	
Adult	Misdemeanor	CM	459	▲	+2.0%	+9	
	Civil Support	VS	294	▼	-11.7%	-39	
	Show Cause	SC	275	▲	-3.8%	-11	
	Other	OT	265	▼	-8.6%	-25	
	Family Abuse - Protective Order	FP	166	▼	-1.8%	-3	
	Felony	CF	154	▼	-1.9%	-3	
	Capias	CA	116	▼	+16.0%	+16	
	Violation of Protective Order	PV	38	▲	+533.3%	+32	
	Motion - Protective Order	MP	26	▲	+13.0%	+3	
	Remand Support	RS	13	▼	-58.1%	-18	
	Non-Family Abuse Protective Order	AP	4	▼	-42.9%	-3	
	Restricted License for Non-Support	SL	1	↔		-	
	Total			1,811	▼	-2.3%	-42
Juvenile	Custody Visitation	CV	890	▲	+1.5%	+13	
	Traffic	T	338	▲	+8.0%	+25	
	Misdemeanor	DM	334	▲	+51.8%	+114	
	Felony	DF	113	▲	+76.6%	+49	
	Temporary Detention Order	TD	26	▼	-3.7%	-1	
	Terminate Parental Rights	TP	21	▲	+320.0%	+16	
	Foster Care Review	FC	19	▲	+35.7%	+5	
	Status	ST	18	▲	+50.0%	+6	
	Mental Commitment	MC	17	▲	+6.3%	+1	
	Permanency Planning	PH	16	▲	+6.7%	+1	
	Abuse and Neglect	AN	15	▲	+200.0%	+10	
	Remand Custody	RC	15	▼	-44.4%	-12	
	Remand Visitation	RV	15	▼	-44.4%	-12	
	Initial Foster Care	IF	13	▲	+550.0%	+11	
	Show Cause	SC	12	▲	+33.3%	+3	
	Motion - Protective Order	MP	9	▲	+200.0%	+6	
	Truancy	TR	9	▲	+800.0%	+8	
	Emergency Custody Order	EC	8	▼	-27.3%	-3	
	Non-Family Abuse Protective Order	AP	8	▼	-50.0%	-8	
	Capias	CA	6	▲	+500.0%	+5	
	Paternity	PT	5	▼	-64.3%	-9	
	Child In Need of Services	CS	4	▲	+33.3%	+1	
	Voluntary Continuing Services and Support Agree	VA	2	▲	+100.0%	+1	
	Civil Violation	CI	1	▼	-50.0%	-1	
	Relief of Custody	CR	1	↔		-	
	Family Abuse - Protective Order	FP	0	▼	-100.0%	-1	
	Other	OT	0	▼	-100.0%	-2	
	Qualified Residential Treatment	QR	0	▼	-100.0%	-4	
	Total			1,915	▲	13.1%	+222
	GRAND TOTAL			3,726	▲	5.1%	+180

Dispositions by Major Case Category**

Category	Summary	Change	% Change	Absolute Change
Adult Criminal	942	▲	+4.1%	+37
Child Dependency	87	▲	+85.1%	+40
Child in Need of Services/Supervision	13	▲	+225.0%	+9

CPSS - JCMS CASELOAD STATISTICS OF THE JUVENILE & DOMESTIC RELATIONS DISTRICT COURTS
 January 2024 thru June 2024 Dispositions (Compared to January 2023 thru June 2023)

Custody and Visitation	895	▼	+0.4%	+4
Delinquency	465	▲	+58.2%	+171
Juvenile Miscellaneous	18	▲	+50.0%	+6
New to Workload Study	1	▼	-50.0%	-1
Other	359	▼	-16.7%	-72
Protective Orders	213	▲	-2.7%	-6
Support	395	▼	-7.7%	-33
Traffic	338	▲	+8.0%	+25
GRAND TOTAL	3,726	▲	5.1%	+180

2024 Overall GRAND TOTAL		Distribution of Caseload		Change*		Percentage (%) of Caseload	
170	+50 41.7%	Adult	53 31%	-10.2% ▼	-6	Adult	49.2% 31.2%
2024		Juvenile	117 69%	91.8% ▲	+56	Juvenile	50.8% 68.8%
2023		GRAND TOTAL	170 100%	41.7% ▲	+50	GRAND TOTAL	100% 100%

Dispositions by Division & Code

Division	Case Type Description	Code	Summary	Change	% Change	Absolute Change
Adult	Felony	CF	10	▲	+400.0%	+8
	Other	OT	9	▼	-35.7%	-5
	Misdemeanor	CM	8	▼	-52.9%	-9
	Civil Support	VS	7	▲	+16.7%	+1
	Show Cause	SC	7	▲	-50.0%	-7
	Family Abuse - Protective Order	FP	5	▲	+66.7%	+2
	Remand Support	RS	3	▲	+200.0%	+2
	Motion - Protective Order	MP	2	▲	-	+2
	Capias	CA	1	▲	-	+1
	Non-Family Abuse Protective Order	AP	1	↔	-	-
	Violation of Protective Order	PV	0	▼	-100.0%	-1
		Total		53	▼	-10.2%
Juvenile	Custody Visitation	CV	55	▲	+44.7%	+17
	Misdemeanor	DM	25	▲	+127.3%	+14
	Traffic	T	23	▲	+475.0%	+19
	Remand Custody	RC	6	▲	+500.0%	+5
	Remand Visitation	RV	6	▲	+500.0%	+5
	Child In Need of Services	CS	1	▲	-	+1
	Initial Foster Care	IF	1	▲	-	+1
	Felony	DF	0	▼	-100.0%	-4
	Special Immigrant Juvenile Status	SI	0	▼	-100.0%	-2
		Total		117	▲	91.8%
GRAND TOTAL			170	▲	41.7%	+50

Dispositions by Major Case Category**

Category	Summary	Change	% Change	Absolute Change	
Adult Criminal	24	▲	-27.3%	-9	
Child Dependency	1	▲	-	+1	
Child in Need of Services/Supervision	1	▲	-	+1	
Custody and Visitation	55	▲	+44.7%	+17	
Delinquency	25	▲	+66.7%	+10	
New to Workload Study	0	▼	-100.0%	-2	
Other	24	▲	+41.2%	+7	
Protective Orders	8	▲	+100.0%	+4	
Support	9	▲	+28.6%	+2	
Traffic	23	▲	+475.0%	+19	
GRAND TOTAL		170	▲	41.7%	+50

* Compared to same time period as previous year
 7/11/2024 12:31:58PM

** Case Type Categories are defined in the 2017 Virginia Judicial Workload Assessment
 Source: SCV-SQL-Information

2024 Overall GRAND TOTAL		Distribution of Caseload			Change*		Percentage (%) of Caseload		
2,074 	+36 1.8%	Adult	968	47%	-6.5% ▼	-67	Adult	50.8%	46.7%
		Juvenile	1,106	53%	10.3% ▲	+103	Juvenile	49.2%	53.3%
		GRAND TOTAL	2,074	100%	1.8% ▲	+36	GRAND TOTAL	100%	100%

Dispositions by Division & Code

Division	Case Type Description	Code	Summary	Change	% Change	Absolute Change	
Adult	Civil Support	VS	249	▼	-15.3%	-45	
	Misdemeanor	CM	186	▲	+22.4%	+34	
	Show Cause	SC	151	▼	-27.4%	-57	
	Other	OT	128	▼	-8.6%	-12	
	Felony	CF	79	▲	+16.2%	+11	
	Capias	CA	77	▲	+11.6%	+8	
	Family Abuse - Protective Order	FP	66	▼	-20.5%	-17	
	Motion - Protective Order	MP	13	▲	+18.2%	+2	
	Protective Order	PC	7	▲	+16.7%	+1	
	Remand Support	RS	3	▲	+200.0%	+2	
	Restricted License for Non-Support	SL	3	▲	-	+3	
	Violation of Protective Order	PV	3	▲	+50.0%	+1	
	Non-Family Abuse Protective Order	AP	2	▲	+100.0%	+1	
	Bond Forfeiture	BF	1	▲	-	+1	
	Total		968	▼	-6.5%	-67	
Juvenile	Custody Visitation	CV	750	▲	+5.5%	+39	
	Misdemeanor	DM	53	▲	+32.5%	+13	
	Status	ST	42	▲	+90.9%	+20	
	Abuse and Neglect	AN	37	▲	+54.2%	+13	
	Foster Care Review	FC	37	▲	+37.0%	+10	
	Paternity	PT	34	▼	-22.7%	-10	
	Felony	DF	25	▲	+8.7%	+2	
	Initial Foster Care	IF	25	▲	+92.3%	+12	
	Permanency Planning	PH	25	▼	-10.7%	-3	
	Traffic	T	25	▲	+25.0%	+5	
	Temporary Detention Order	TD	12	▲	+200.0%	+8	
	Terminate Parental Rights	TP	7	▼	-36.4%	-4	
	Relief of Custody	CR	6	▼	-33.3%	-3	
	Remand Custody	RC	6	▲	+200.0%	+4	
	Remand Visitation	RV	6	▲	+200.0%	+4	
	Special Immigrant Juvenile Status	SI	4	▲	+100.0%	+2	
	Truancy	TR	3	▼	-62.5%	-5	
	Capias	CA	2	▲	-	+2	
	Child In Need of Services	CS	1	▼	-66.7%	-2	
	Emancipation	EP	1	▲	-	+1	
	Emergency Custody Order	EC	1	▼	-50.0%	-1	
	Mental Commitment	MC	1	▲	-	+1	
	Motion - Protective Order	MP	1	▼	-80.0%	-4	
	Other	OT	1	↔	-	-	
	Show Cause	SC	1	▲	-	+1	
	Qualified Residential Treatment	QR	0	▼	-100.0%	-1	
	Voluntary Continuing Services and Support Agreem	VA	0	▼	-100.0%	-1	
		Total		1,106	▲	10.3%	+103
		GRAND TOTAL		2,074	▲	1.8%	+36

Dispositions by Major Case Category**

Category	Summary	Change	% Change	Absolute Change
Adult Criminal	449	▲	+17.5%	+67
Child Dependency	137	▼	+20.2%	+23

* Compared to same time period as previous year
 7/11/2024 12:31:58PM

** Case Type Categories are defined in the 2017 Virginia Judicial Workload Assessment
 Source: SCV-SQL-Information

CPSS - JCMS CASELOAD STATISTICS OF THE JUVENILE & DOMESTIC RELATIONS DISTRICT COURTS
 January 2024 thru June 2024 Dispositions (Compared to January 2023 thru June 2023)

Child in Need of Services/Supervision	4	▼	-63.6%	-7
Custody and Visitation	784	▼	+3.8%	+29
Delinquency	81	▲	+28.6%	+18
Juvenile Miscellaneous	43	▲	+95.5%	+21
New to Workload Study	4	▲	+100.0%	+2
Other	158	▲	+3.9%	+6
Protective Orders	82	▲	-18.0%	-18
Support	307	▲	-26.4%	-110
Traffic	25	▲	+25.0%	+5
GRAND TOTAL	2,074	▲	1.8%	+36

2024 Overall GRAND TOTAL		Distribution of Caseload		Change*		Percentage (%) of Caseload		
616	-114 -15.6%	Adult	291 47%	-38.3% ▼	-181	Adult	64.7%	47.2%
2024		Juvenile	325 53%	26.0% ▲	+67	Juvenile	35.3%	52.8%
2023		GRAND TOTAL	616 100%	-15.6% ▼	-114	GRAND TOTAL	100%	100%

Dispositions by Division & Code

Division	Case Type Description	Code	Summary	Change	% Change	Absolute Change
Adult	Civil Support	VS	74	▼	-38.3%	-46
	Show Cause	SC	70	▼	-46.6%	-61
	Misdemeanor	CM	63	▼	-7.4%	-5
	Other	OT	39	▼	-25.0%	-13
	Capias	CA	18	▼	-51.4%	-19
	Family Abuse - Protective Order	FP	10	▼	-54.5%	-12
	Felony	CF	10	▼	-70.6%	-24
	Violation of Protective Order	PV	4	▲	+33.3%	+1
	Motion - Protective Order	MP	2	↔		-
	Protective Order	PC	1	▲	-	+1
	Non-Family Abuse Protective Order	AP	0	▼	-100.0%	-1
	Restricted License for Non-Support	SL	0	▼	-100.0%	-2
		Total		291	▼	-38.3%
Juvenile	Custody Visitation	CV	210	▲	+17.3%	+31
	Misdemeanor	DM	21	▲	+40.0%	+6
	Traffic	T	20	▲	+25.0%	+4
	Felony	DF	16	▲	+128.6%	+9
	Child at Risk	RI	12	▲	+140.0%	+7
	Paternity	PT	9	▲	+125.0%	+5
	Temporary Detention Order	TD	7	▲	+133.3%	+4
	Permanency Planning	PH	6	▼	-14.3%	-1
	Abuse and Neglect	AN	4	▲	+100.0%	+2
	Emergency Custody Order	EC	4	▲	+33.3%	+1
	Truancy	TR	4	▲	+100.0%	+2
	Motion - Protective Order	MP	3	▲	-	+3
	Child In Need of Services	CS	2	▲	-	+2
	Capias	CA	1	▲	-	+1
	Foster Care Review	FC	1	▼	-66.7%	-2
	Initial Foster Care	IF	1	▼	-50.0%	-1
	Relief of Custody	CR	1	▼	-66.7%	-2
	Remand Custody	RC	1	↔		-
	Remand Visitation	RV	1	↔		-
	Special Immigrant Juvenile Status	SI	1	▲	-	+1
	Civil Violation	CI	0	▼	-100.0%	-3
	Qualified Residential Treatment	QR	0	▼	-100.0%	-1
	Voluntary Continuing Services and Support Agreem	VA	0	▼	-100.0%	-1
	Total		325	▲	26.0%	+67
	GRAND TOTAL		616	▼	-15.6%	-114

Dispositions by Major Case Category**

Category	Summary	Change	% Change	Absolute Change
Adult Criminal	133	▲	-34.5%	-70
Child Dependency	25	▼	+4.2%	+1
Child in Need of Services/Supervision	6	▲	+200.0%	+4
Custody and Visitation	219	▲	+19.7%	+36
Delinquency	38	▲	+72.7%	+16
New to Workload Study	1	▲	-66.7%	-2
Other	52	▲	-13.3%	-8

CPSS - JCMS CASELOAD STATISTICS OF THE JUVENILE & DOMESTIC RELATIONS DISTRICT COURTS
 January 2024 thru June 2024 Dispositions (Compared to January 2023 thru June 2023)

Martinsville

District: 21 FIPS: 690

Protective Orders	15	▲	-40.0%	-10
Support	107	▼	-44.3%	-85
Traffic	20	▲	+25.0%	+4
GRAND TOTAL	616	▼	-15.6%	-114

2024 Overall GRAND TOTAL		Distribution of Caseload		Change*		Percentage (%) of Caseload		
663	+101 18.0%	Adult	266 40%	8.6% ▲	+21	Adult	43.6%	40.1%
2024		Juvenile	397 60%	25.2% ▲	+80	Juvenile	56.4%	59.9%
		GRAND TOTAL	663 100%	18.0% ▲	+101	GRAND TOTAL	100%	100%

Dispositions by Division & Code

Division	Case Type Description	Code	Summary	Change	% Change	Absolute Change
Adult	Civil Support	VS	57	↔		-
	Misdemeanor	CM	51	▲	+15.9%	+7
	Show Cause	SC	49	▼	+8.9%	+4
	Felony	CF	40	▲	+48.1%	+13
	Other	OT	26	▲	+44.4%	+8
	Family Abuse - Protective Order	FP	23	▼	-17.9%	-5
	Motion - Protective Order	MP	9	▲	+50.0%	+3
	Capias	CA	7	▼	-53.3%	-8
	Non-Family Abuse Protective Order	AP	2	▲	+100.0%	+1
	Remand Support	RS	2	▼	-33.3%	-1
	Restricted License for Non-Support	SL	0	▼	-100.0%	-1
	Total		266	▲	8.6%	+21
Juvenile	Custody Visitation	CV	206	▲	+5.1%	+10
	Abuse and Neglect	AN	60	▲	+100.0%	+30
	Permanency Planning	PH	37	▲	+146.7%	+22
	Foster Care Review	FC	16	▲	+45.5%	+5
	Initial Foster Care	IF	16	▲	+128.6%	+9
	Terminate Parental Rights	TP	12	▲	-	+12
	Misdemeanor	DM	9	▼	-18.2%	-2
	Remand Custody	RC	7	▼	-36.4%	-4
	Remand Visitation	RV	7	▼	-22.2%	-2
	Traffic	T	7	▲	+133.3%	+4
	Paternity	PT	4	▼	-42.9%	-3
	Motion - Protective Order	MP	3	▲	-	+3
	Non-Family Abuse Protective Order	AP	2	▲	+100.0%	+1
	Status	ST	2	▲	-	+2
	Voluntary Continuing Services and Support Agree	VA	2	▲	-	+2
	Capias	CA	1	▲	-	+1
	Child In Need of Services	CS	1	▲	-	+1
	Emergency Custody Order	EC	1	▼	-50.0%	-1
	Family Abuse - Protective Order	FP	1	▲	-	+1
	Felony	DF	1	▼	-91.7%	-11
	Relief of Custody	CR	1	▲	-	+1
	Temporary Detention Order	TD	1	↔	-	-
	Child at Risk	RI	0	▼	-100.0%	-1
	Total		397	▲	25.2%	+80
	GRAND TOTAL		663	▲	18.0%	+101

Dispositions by Major Case Category**

Category	Summary	Change	% Change	Absolute Change
Adult Criminal	139	▲	+19.8%	+23
Child Dependency	144	▲	+125.0%	+80
Child in Need of Services/Supervision	1	▲	-	+1
Custody and Visitation	210	▼	+3.4%	+7
Delinquency	11	▲	-52.2%	-12
Juvenile Miscellaneous	2	▲	-	+2
Other	44	▼	-	0
Protective Orders	40	▲	+11.1%	+4

* Compared to same time period as previous year
 7/11/2024 12:31:58PM

** Case Type Categories are defined in the 2017 Virginia Judicial Workload Assessment
 Source: SCV-SQL-Information

CPSS - JCMS CASELOAD STATISTICS OF THE JUVENILE & DOMESTIC RELATIONS DISTRICT COURTS
 January 2024 thru June 2024 Dispositions (Compared to January 2023 thru June 2023)

Support	65	▼	-11.0%	-8
Traffic	7	▲	+133.3%	+4
GRAND TOTAL	663	▲	18.0%	+101

2024 Overall GRAND TOTAL		Distribution of Caseload		Change*		Percentage (%) of Caseload			
2,060	-13 -0.6%	Adult	1,357	66%	-7.8% ▼	-115	Adult	71.0%	65.9%
2024		Juvenile	703	34%	17.0% ▲	+102	Juvenile	29.0%	34.1%
2023		GRAND TOTAL	2,060	100%	-0.6% ▼	-13	GRAND TOTAL	100%	100%

Dispositions by Division & Code

Division	Case Type Description	Code	Summary	Change	% Change	Absolute Change
Adult	Misdemeanor	CM	360	▼	-7.5%	-29
	Other	OT	273	▼	-4.2%	-12
	Capias	CA	245	▲	+20.1%	+41
	Show Cause	SC	196	▼	-26.9%	-72
	Civil Support	VS	169	▼	-11.5%	-22
	Felony	CF	57	▼	-3.4%	-2
	Family Abuse - Protective Order	FP	47	▼	-28.8%	-19
	Non-Family Abuse Protective Order	AP	6	▲	+20.0%	+1
	Motion - Protective Order	MP	2	▲	+100.0%	+1
	Violation of Protective Order	PV	2	↔		-
	Restricted License for Non-Support	SL	0	▼	-100.0%	-2
		Total		1,357	▼	-7.8%
Juvenile	Custody Visitation	CV	318	▲	+10.0%	+29
	Misdemeanor	DM	117	▲	+14.7%	+15
	Truancy	TR	81	▲	+189.3%	+53
	Status	ST	46	▼	+43.8%	+14
	Felony	DF	43	▼	-2.3%	-1
	Permanency Planning	PH	16	↔		-
	Traffic	T	14	▲	+16.7%	+2
	Foster Care Review	FC	11	▼	-21.4%	-3
	Non-Family Abuse Protective Order	AP	10	▲	+100.0%	+5
	Paternity	PT	8	▼	-20.0%	-2
	Abuse and Neglect	AN	7	▲	+600.0%	+6
	Child In Need of Services	CS	7	▼	-22.2%	-2
	Initial Foster Care	IF	6	↔		-
	Other	OT	5	▲	-	+5
	Temporary Detention Order	TD	4	▼	-33.3%	-2
	Civil Violation	CI	3	▲	-	+3
	Mental Commitment	MC	2	▼	-80.0%	-8
	Emancipation	EP	1	▲	-	+1
	Emergency Custody Order	EC	1	▼	-50.0%	-1
	Entrustment	ET	1	▲	-	+1
	Special Immigrant Juvenile Status	SI	1	▲	-	+1
	Voluntary Continuing Services and Support Agreen	VA	1	↔		-
	Relief of Custody	CR	0	▼	-100.0%	-1
	Terminate Parental Rights	TP	0	▼	-100.0%	-13
		Total		703	▲	17.0%
GRAND TOTAL			2,060	▼	-0.6%	-13

Dispositions by Major Case Category**

Category	Summary	Change	% Change	Absolute Change
Adult Criminal	804	▼	-4.6%	-39
Child Dependency	42	▲	-19.2%	-10
Child in Need of Services/Supervision	88	▲	+137.8%	+51
Custody and Visitation	326	▼	+9.0%	+27
Delinquency	160	▲	+9.6%	+14
Juvenile Miscellaneous	47	▲	+46.9%	+15
New to Workload Study	4	▲	-	+4

* Compared to same time period as previous year
 7/11/2024 12:31:58PM

** Case Type Categories are defined in the 2017 Virginia Judicial Workload Assessment
 Source: SCV-SQL-Information

CPSS - JCMS CASELOAD STATISTICS OF THE JUVENILE & DOMESTIC RELATIONS DISTRICT COURTS
 January 2024 thru June 2024 Dispositions (Compared to January 2023 thru June 2023)

Danville

District: 22 FIPS: 590

Other	285	▲	-5.9%	-18
Protective Orders	65	▲	-15.6%	-12
Support	225	▼	-17.3%	-47
Traffic	14	▲	+16.7%	+2
GRAND TOTAL	2,060	▼	-0.6%	-13

2024 Overall GRAND TOTAL		Distribution of Caseload		Change*		Percentage (%) of Caseload			
1,969	-195 -9.0%	Adult	805	41%	-3.4% ▼	-28	Adult	38.5%	40.9%
2024		Juvenile	1,164	59%	-12.5% ▼	-167	Juvenile	61.5%	59.1%
2023		GRAND TOTAL	1,969	100%	-9.0% ▼	-195	GRAND TOTAL	100%	100%

Dispositions by Division & Code

Division	Case Type Description	Code	Summary	Change	% Change	Absolute Change
Adult	Civil Support	VS	207	▲	+10.7%	+20
	Misdemeanor	CM	187	▲	+3.9%	+7
	Other	OT	147	▼	-5.8%	-9
	Show Cause	SC	102	▼	-11.3%	-13
	Family Abuse - Protective Order	FP	65	▲	+51.2%	+22
	Capias	CA	35	▼	-18.6%	-8
	Felony	CF	24	▼	-41.5%	-17
	Non-Family Abuse Protective Order	AP	23	▼	-37.8%	-14
	Motion - Protective Order	MP	7	▼	-46.2%	-6
	Violation of Protective Order	PV	5	▲	+66.7%	+2
	Remand Support	RS	3	▼	-78.6%	-11
	Bond Forfeiture	BF	0	▼	-100.0%	-1
		Total		805	▼	-3.4%
Juvenile	Custody Visitation	CV	637	▼	-10.8%	-77
	Misdemeanor	DM	167	▲	+13.6%	+20
	Abuse and Neglect	AN	99	▲	+115.2%	+53
	Status	ST	39	▲	-13.3%	-6
	Permanency Planning	PH	28	▲	+33.3%	+7
	Child In Need of Services	CS	25	▲	+4.2%	+1
	Traffic	T	25	▼	-26.5%	-9
	Motion - Protective Order	MP	23	▼	-28.1%	-9
	Foster Care Review	FC	21	▼	-30.0%	-9
	Remand Visitation	RV	17	▼	-67.9%	-36
	Felony	DF	16	▼	-61.0%	-25
	Remand Custody	RC	15	▼	-75.4%	-46
	Truancy	TR	15	▼	-11.8%	-2
	Initial Foster Care	IF	12	▼	-45.5%	-10
	Relief of Custody	CR	8	▲	+700.0%	+7
	Terminate Parental Rights	TP	6	▼	-45.5%	-5
	Paternity	PT	5	▼	-66.7%	-10
	Non-Family Abuse Protective Order	AP	3	▲	-	+3
	Capias	CA	1	↔	-	-
	Civil Violation	CI	1	▼	-50.0%	-1
	Special Immigrant Juvenile Status	SI	1	▲	-	+1
	Emergency Custody Order	EC	0	▼	-100.0%	-1
	Entrustment	ET	0	▼	-100.0%	-4
	Qualified Residential Treatment	QR	0	▼	-100.0%	-5
	Voluntary Continuing Services and Support Agreem	VA	0	▼	-100.0%	-4
		Total		1,164	▼	-12.5%
GRAND TOTAL			1,969	▼	-9.0%	-195

Dispositions by Major Case Category**

Category	Summary	Change	% Change	Absolute Change
Adult Criminal	297	▼	-10.0%	-33
Child Dependency	174	▲	+20.8%	+30
Child in Need of Services/Supervision	40	▼	-2.4%	-1
Custody and Visitation	642	▼	-11.9%	-87
Delinquency	184	▼	-2.6%	-5

* Compared to same time period as previous year
 7/11/2024 12:31:58PM

** Case Type Categories are defined in the 2017 Virginia Judicial Workload Assessment
 Source: SCV-SQL-Information

Juvenile Miscellaneous	39	▲	-13.3%	-6
New to Workload Study	2	▲		0
Other	182	▼	-36.1%	-103
Protective Orders	121	▲	-3.2%	-4
Support	263	▲	+9.6%	+23
Traffic	25	▼	-26.5%	-9
GRAND TOTAL	1,969	▼	-9.0%	-195

2024 Overall GRAND TOTAL		Distribution of Caseload		Change*		Percentage (%) of Caseload			
1,826 +13 0.7% 	2024 2023	Adult	857	47%	1.7% ▲	+14	Adult	2023: 46.5%	2024: 46.9%
		Juvenile	969	53%	-0.1% ▼	-1	Juvenile	2023: 53.5%	2024: 53.1%
GRAND TOTAL		1,826	100%	0.7% ▲	+13	GRAND TOTAL	100%	100%	

Dispositions by Division & Code

Division	Case Type Description	Code	Summary	Change	% Change	Absolute Change
Adult	Civil Support	VS	238	▲	+19.0%	+38
	Misdemeanor	CM	196	▼	-20.6%	-51
	Other	OT	146	▲	-0.7%	-1
	Show Cause	SC	128	▲	+16.4%	+18
	Family Abuse - Protective Order	FP	74	▲	+1.4%	+1
	Capias	CA	27	↔		-
	Felony	CF	22	▼	-12.0%	-3
	Motion - Protective Order	MP	10	▲	+25.0%	+2
	Violation of Protective Order	PV	9	▲	+800.0%	+8
	Non-Family Abuse Protective Order	AP	4	▲	+100.0%	+2
	Violation Family Abuse Protective Order	PS	2	▲	+100.0%	+1
	Remand Support	RS	1	▼	-50.0%	-1
	Total			857	▲	1.7%
Juvenile	Custody Visitation	CV	685	▲	+3.9%	+26
	Traffic	T	37	▲	+12.1%	+4
	Abuse and Neglect	AN	35	▲	+25.0%	+7
	Misdemeanor	DM	28	▼	-54.8%	-34
	Permanency Planning	PH	26	▼	-3.7%	-1
	Child In Need of Services	CS	22	▼	-12.0%	-3
	Voluntary Continuing Services and Support Agreem	VA	21	▲	+162.5%	+13
	Foster Care Review	FC	20	▲	+25.0%	+4
	Child at Risk	RI	17	▲	+13.3%	+2
	Paternity	PT	17	▲	+112.5%	+9
	Initial Foster Care	IF	15	▲	+25.0%	+3
	Status	ST	10	▼	-16.7%	-2
	Non-Family Abuse Protective Order	AP	6	▲	+200.0%	+4
	Terminate Parental Rights	TP	6	▲	+50.0%	+2
	Truancy	TR	6	▼	-45.5%	-5
	Felony	DF	5	▼	-66.7%	-10
	Temporary Detention Order	TD	5	▼	-37.5%	-3
	Emergency Custody Order	EC	2	▼	-33.3%	-1
	Motion - Protective Order	MP	2	▼	-66.7%	-4
	Relief of Custody	CR	2	↔		-
	Civil Violation	CI	1	↔		-
	Emancipation	EP	1	▲	-	+1
	Family Abuse - Protective Order	FP	0	▼	-100.0%	-1
	Qualified Residential Treatment	QR	0	▼	-100.0%	-5
	Remand Custody	RC	0	▼	-100.0%	-2
	Remand Visitation	RV	0	▼	-100.0%	-2
	Show Cause	SC	0	▼	-100.0%	-3
	Total			969	▼	-0.1%
GRAND TOTAL			1,826	▲	0.7%	+13

Dispositions by Major Case Category**

Category	Summary	Change	% Change	Absolute Change
Adult Criminal	361	▲	-4.2%	-16
Child Dependency	142	▲	+21.4%	+25
Child in Need of Services/Supervision	28	▼	-22.2%	-8
Custody and Visitation	702	▲	+5.2%	+35

* Compared to same time period as previous year
 7/11/2024 12:31:58PM

** Case Type Categories are defined in the 2017 Virginia Judicial Workload Assessment
 Source: SCV-SQL-Information

CPSS - JCMS CASELOAD STATISTICS OF THE JUVENILE & DOMESTIC RELATIONS DISTRICT COURTS
 January 2024 thru June 2024 Dispositions (Compared to January 2023 thru June 2023)

Delinquency	33	▼	-58.8%	-47
Juvenile Miscellaneous	11	▲	-8.3%	-1
New to Workload Study	1	↔		0
Other	154	▼	-6.1%	-10
Protective Orders	96	▲	+4.3%	+4
Support	261	▼	+11.5%	+27
Traffic	37	▲	+12.1%	+4
GRAND TOTAL	1,826	▲	0.7%	+13

2024 Overall GRAND TOTAL		Distribution of Caseload			Change*		Percentage (%) of Caseload		
4,477	-404 -8.3%	Adult	2,082	47%	-10.3% ▼	-240	Adult	47.6%	46.5%
2024		Juvenile	2,395	53%	-6.4% ▼	-164	Juvenile	52.4%	53.5%
2023		GRAND TOTAL	4,477	100%	-8.3% ▼	-404	GRAND TOTAL	100%	100%

Dispositions by Division & Code

Division	Case Type Description	Code	Summary	Change	% Change	Absolute Change	
Adult	Misdemeanor	CM	579	▼	-10.4%	-67	
	Civil Support	VS	442	▲	+10.8%	+43	
	Other	OT	411	▼	-12.2%	-57	
	Show Cause	SC	259	▼	-23.4%	-79	
	Family Abuse - Protective Order	FP	206	▼	-25.1%	-69	
	Felony	CF	97	▲	+44.8%	+30	
	Motion - Protective Order	MP	25	▲	+25.0%	+5	
	Capias	CA	19	▼	-42.4%	-14	
	Non-Family Abuse Protective Order	AP	14	▼	-72.0%	-36	
	Violation of Protective Order	PV	13	▼	-31.6%	-6	
	Remand Support	RS	11	▲	+57.1%	+4	
	Restricted License for Non-Support	SL	5	▲	-	+5	
	Bond Forfeiture	BF	1	▲	-	+1	
	Total			2,082	▼	-10.3%	-240
Juvenile	Custody Visitation	CV	1,243	▼	-19.7%	-304	
	Misdemeanor	DM	189	▲	+37.0%	+51	
	Abuse and Neglect	AN	142	▼	-3.4%	-5	
	Permanency Planning	PH	112	▼	-5.1%	-6	
	Foster Care Review	FC	78	▼	-16.1%	-15	
	Traffic	T	77	▲	+48.1%	+25	
	Truancy	TR	72	▲	+35.8%	+19	
	Temporary Detention Order	TD	64	▲	+64.1%	+25	
	Initial Foster Care	IF	58	▲	+31.8%	+14	
	Terminate Parental Rights	TP	58	▲	+7.4%	+4	
	Motion - Protective Order	MP	43	▼	-36.8%	-25	
	Mental Commitment	MC	39	▲	+50.0%	+13	
	Felony	DF	37	▲	+5.7%	+2	
	Special Immigrant Juvenile Status	SI	34	▲	+1,033.3%	+31	
	Status	ST	27	▲	+285.7%	+20	
	Remand Custody	RC	21	▲	+90.9%	+10	
	Relief of Custody	CR	18	▲	+200.0%	+12	
	Paternity	PT	17	▼	-45.2%	-14	
	Remand Visitation	RV	15	▲	+66.7%	+6	
	Emergency Custody Order	EC	14	▲	+133.3%	+8	
	Non-Family Abuse Protective Order	AP	13	▼	-55.2%	-16	
	Child In Need of Services	CS	8	▼	-11.1%	-1	
	Capias	CA	4	▲	-	-	
	Family Abuse - Protective Order	FP	4	▲	+300.0%	+3	
	Entrustment	ET	3	▼	-50.0%	-3	
	Voluntary Continuing Services and Support Agreen	VA	3	▼	-62.5%	-5	
	Other	OT	1	▲	-	-	
	Restricted Operators License	RL	1	▲	-	+1	
	Child at Risk	RI	0	▼	-100.0%	-2	
	Emancipation	EP	0	▼	-100.0%	-3	
	Qualified Residential Treatment	QR	0	▼	-100.0%	-9	
	Total			2,395	▼	-6.4%	-164
	GRAND TOTAL			4,477	▼	-8.3%	-404

Dispositions by Major Case Category**

Category	Summary	Change	% Change	Absolute Change
Adult Criminal	843	▲	-5.9%	-53
Child Dependency	472	▼	-3.1%	-15
Child in Need of Services/Supervision	80	▲	+29.0%	+18
Custody and Visitation	1,261	▲	-20.1%	-317
Delinquency	229	▲	+29.4%	+52
Juvenile Miscellaneous	28	▲	+180.0%	+18
New to Workload Study	34	▲	+1,033.3%	+31
Other	575	▲	+1.4%	+8
Protective Orders	305	▲	-31.2%	-138
Support	572	▲	-5.6%	-34
Traffic	78	▲	+50.0%	+26
GRAND TOTAL	4,477	▼	-8.3%	-404

* Compared to same time period as previous year
 7/11/2024 12:31:58PM

** Case Type Categories are defined in the 2017 Virginia Judicial Workload Assessment
 Source: SCV-SQL-Information

2024 Overall GRAND TOTAL		Distribution of Caseload		Change*		Percentage (%) of Caseload			
2,397 +15 0.6% 		Adult	946	39%	-13.1% ▼	-142	Adult	45.7%	39.5%
		Juvenile	1,451	61%	12.1% ▲	+157	Juvenile	54.3%	60.5%
		GRAND TOTAL	2,397	100%	0.6% ▲	+15	GRAND TOTAL	100%	100%

Dispositions by Division & Code

Division	Case Type Description	Code	Summary	Change	% Change	Absolute Change	
Adult	Civil Support	VS	228	▲	+2.2%	+5	
	Misdemeanor	CM	218	▼	-26.1%	-77	
	Show Cause	SC	153	▲	+9.3%	+13	
	Other	OT	141	▼	-34.1%	-73	
	Family Abuse - Protective Order	FP	100	▲	+19.0%	+16	
	Felony	CF	40	▼	-38.5%	-25	
	Capias	CA	21	▲	+23.5%	+4	
	Remand Support	RS	17	▼	-37.0%	-10	
	Non-Family Abuse Protective Order	AP	14	▼	-12.5%	-2	
	Motion - Protective Order	MP	12	▲	+140.0%	+7	
	Restricted License for Non-Support	SL	1	▲	-	+1	
	Violation of Protective Order	PV	1	▼	-50.0%	-1	
		Total		946	▼	-13.1%	-142
Juvenile	Custody Visitation	CV	745	▲	+16.0%	+103	
	Misdemeanor	DM	156	▲	+47.2%	+50	
	Status	ST	86	▲	+4.9%	+4	
	Traffic	T	75	▼	-9.6%	-8	
	Abuse and Neglect	AN	67	▼	-23.9%	-21	
	Felony	DF	66	▲	+112.9%	+35	
	Permanency Planning	PH	51	▼	-12.1%	-7	
	Terminate Parental Rights	TP	28	▲	+115.4%	+15	
	Initial Foster Care	IF	26	▲	+52.9%	+9	
	Foster Care Review	FC	22	▼	-24.1%	-7	
	Truancy	TR	21	▲	+61.5%	+8	
	Voluntary Continuing Services and Support Agree	VA	20	▲	+53.8%	+7	
	Non-Family Abuse Protective Order	AP	15	▲	+150.0%	+9	
	Motion - Protective Order	MP	14	▼	-26.3%	-5	
	Paternity	PT	12	▲	+20.0%	+2	
	Remand Custody	RC	11	▼	-75.6%	-34	
	Child In Need of Services	CS	10	▲	+150.0%	+6	
	Temporary Detention Order	TD	7	▼	-30.0%	-3	
	Special Immigrant Juvenile Status	SI	6	▲	-	+6	
	Civil Violation	CI	5	▲	+66.7%	+2	
	Relief of Custody	CR	4	▼	-33.3%	-2	
	Entrustment	ET	2	↔	-	-	
	Capias	CA	1	▼	-80.0%	-4	
	Emancipation	EP	1	↔	-	-	
	Emergency Custody Order	EC	0	▼	-100.0%	-2	
	Qualified Residential Treatment	QR	0	▼	-100.0%	-3	
	Remand Visitation	RV	0	▼	-100.0%	-2	
	Show Cause	SC	0	▼	-100.0%	-1	
		Total		1,451	▲	12.1%	+157
	GRAND TOTAL			2,397	▲	0.6%	+15

Dispositions by Major Case Category**

Category	Summary	Change	% Change	Absolute Change
Adult Criminal	368	▼	-20.2%	-93
Child Dependency	220	▲	-3.9%	-9
Child in Need of Services/Supervision	31	▲	+82.4%	+14

Custody and Visitation	757	▲	+16.1%	+105
Delinquency	223	▼	+55.9%	+80
Juvenile Miscellaneous	87	▲	+4.8%	+4
New to Workload Study	11	▲	+266.7%	+8
Other	176	▼	-41.3%	-124
Protective Orders	155	▲	+19.2%	+25
Support	294	▲	+4.6%	+13
Traffic	75	▼	-9.6%	-8
GRAND TOTAL	2,397	▲	0.6%	+15

2024 Overall GRAND TOTAL		Distribution of Caseload		Change*		Percentage (%) of Caseload		
807	-147 -15.4%	Adult	352 44%	-13.1% ▼	-53	Adult	2023 42.5%	2024 43.6%
2024		Juvenile	455 56%	-17.1% ▼	-94	Juvenile	57.5%	56.4%
2023		GRAND TOTAL	807 100%	-15.4% ▼	-147	GRAND TOTAL	100%	100%

Dispositions by Division & Code

Division	Case Type Description	Code	Summary	Change	% Change	Absolute Change	
Adult	Misdemeanor	CM	117	▲	+9.3%	+10	
	Other	OT	61	▼	-3.2%	-2	
	Civil Support	VS	60	▼	-21.1%	-16	
	Show Cause	SC	32	▼	-48.4%	-30	
	Family Abuse - Protective Order	FP	29	▲	+11.5%	+3	
	Capias	CA	27	▲	+58.8%	+10	
	Felony	CF	18	▼	-56.1%	-23	
	Remand Support	RS	4	▼	-33.3%	-2	
	Motion - Protective Order	MP	3	▼	-50.0%	-3	
	Violation of Protective Order	PV	1	↔		-	
		Total		352	▼	-13.1%	-53
Juvenile	Custody Visitation	CV	172	▼	-19.2%	-41	
	Misdemeanor	DM	81	▼	-8.0%	-7	
	Traffic	T	47	▼	-9.6%	-5	
	Abuse and Neglect	AN	37	▲	+27.6%	+8	
	Status	ST	20	▲	+66.7%	+8	
	Mental Commitment	MC	19	▼	-36.7%	-11	
	Foster Care Review	FC	16	▲	+100.0%	+8	
	Felony	DF	10	▼	-67.7%	-21	
	Initial Foster Care	IF	10	▲	+66.7%	+4	
	Motion - Protective Order	MP	7	▼	-30.0%	-3	
	Temporary Detention Order	TD	7	▲	+40.0%	+2	
	Voluntary Continuing Services and Support Agreem	VA	7	▼	-30.0%	-3	
	Permanency Planning	PH	6	▼	-66.7%	-12	
	Remand Custody	RC	5	▼	-28.6%	-2	
	Remand Visitation	RV	5	▼	-28.6%	-2	
	Relief of Custody	CR	2	▲	-	+2	
	Child In Need of Services	CS	1	▲	-	+1	
	Emergency Custody Order	EC	1	▼	-50.0%	-1	
	Non-Family Abuse Protective Order	AP	1	▼	-50.0%	-1	
	Paternity	PT	1	▼	-66.7%	-2	
	Entrustment	ET	0	▼	-100.0%	-7	
	Other	OT	0	▼	-100.0%	-1	
	Qualified Residential Treatment	QR	0	▼	-100.0%	-2	
	Terminate Parental Rights	TP	0	▼	-100.0%	-5	
	Truancy	TR	0	▼	-100.0%	-1	
		Total		455	▼	-17.1%	-94
	GRAND TOTAL			807	▼	-15.4%	-147

Dispositions by Major Case Category**

Category	Summary	Change	% Change	Absolute Change
Adult Criminal	184	▼	-6.1%	-12
Child Dependency	78	▲	-8.2%	-7
Child in Need of Services/Supervision	1	▲		0
Custody and Visitation	173	▼	-19.9%	-43
Delinquency	91	▼	-23.5%	-28
Juvenile Miscellaneous	20	▲	+66.7%	+8
Other	102	▼	-15.7%	-19

* Compared to same time period as previous year
 7/11/2024 12:31:58PM

** Case Type Categories are defined in the 2017 Virginia Judicial Workload Assessment
 Source: SCV-SQL-Information

CPSS - JCMS CASELOAD STATISTICS OF THE JUVENILE & DOMESTIC RELATIONS DISTRICT COURTS
 January 2024 thru June 2024 Dispositions (Compared to January 2023 thru June 2023)

Salem

District: 23 FIPS: 775

Protective Orders	40	▼	-9.1%	-4
Support	71	▼	-34.3%	-37
Traffic	47	▼	-9.6%	-5
GRAND TOTAL	807	▼	-15.4%	-147

2024 Overall GRAND TOTAL		Distribution of Caseload			Change*		Percentage (%) of Caseload		
1,126 -8 -0.7% 	Adult	575	51%	3.0% ▲	+17	Adult	2023	2024	
	Juvenile	551	49%	-4.3% ▼	-25	Juvenile	49.2%	51.1%	
	GRAND TOTAL	1,126	100%	-0.7% ▼	-8	GRAND TOTAL	100%	100%	

Dispositions by Division & Code

Division	Case Type Description	Code	Summary	Change	% Change	Absolute Change
Adult	Misdemeanor	CM	114	▲	+20.0%	+19
	Civil Support	VS	107	▼	-8.5%	-10
	Other	OT	97	▲	+1.0%	+1
	Show Cause	SC	97	▼	-14.2%	-16
	Family Abuse - Protective Order	FP	59	▼	-4.8%	-3
	Felony	CF	56	▲	+86.7%	+26
	Capias	CA	15	↔		-
	Motion - Protective Order	MP	13	▼	-31.6%	-6
	Remand Support	RS	6	▲	-	+6
	Violation of Protective Order	PV	6	▼	-33.3%	-3
	Non-Family Abuse Protective Order	AP	5	▲	+150.0%	+3
	Total		575	▲	3.0%	+17
Juvenile	Custody Visitation	CV	355	▲	+2.9%	+10
	Misdemeanor	DM	41	▼	-6.8%	-3
	Traffic	T	24	▼	-40.0%	-16
	Abuse and Neglect	AN	20	▼	-48.7%	-19
	Felony	DF	15	▲	+25.0%	+3
	Paternity	PT	11	▼	-8.3%	-1
	Temporary Detention Order	TD	10	▲	+42.9%	+3
	Remand Custody	RC	9	▲	+50.0%	+3
	Remand Visitation	RV	9	▲	-	+9
	Truancy	TR	9	▼	-43.8%	-7
	Foster Care Review	FC	8	▼	-20.0%	-2
	Permanency Planning	PH	8	▼	-11.1%	-1
	Status	ST	8	▲	-33.3%	-4
	Non-Family Abuse Protective Order	AP	6	▼	-25.0%	-2
	Entrustment	ET	5	▲	-	+5
	Motion - Protective Order	MP	5	▲	+66.7%	+2
	Child In Need of Services	CS	3	▲	-	+3
	Initial Foster Care	IF	3	▼	-25.0%	-1
	Special Immigrant Juvenile Status	SI	1	▲	-	+1
	Voluntary Continuing Services and Support Agree	VA	1	▲	-	+1
	Child at Risk	RI	0	▼	-100.0%	-2
	Emancipation	EP	0	▼	-100.0%	-1
	Emergency Custody Order	EC	0	▼	-100.0%	-3
	Other	OT	0	▼	-100.0%	-1
Terminate Parental Rights	TP	0	▼	-100.0%	-2	
	Total		551	▼	-4.3%	-25
	GRAND TOTAL		1,126	▼	-0.7%	-8

Dispositions by Major Case Category**

Category	Summary	Change	% Change	Absolute Change
Adult Criminal	250	▲	+12.1%	+27
Child Dependency	45	▲	-31.8%	-21
Child in Need of Services/Supervision	12	▲	-25.0%	-4
Custody and Visitation	366	▼	+2.5%	+9
Delinquency	56	▲		0
Juvenile Miscellaneous	8	▲	-38.5%	-5

* Compared to same time period as previous year
 7/11/2024 12:31:58PM

** Case Type Categories are defined in the 2017 Virginia Judicial Workload Assessment
 Source: SCV-SQL-Information

CPSS - JCMS CASELOAD STATISTICS OF THE JUVENILE & DOMESTIC RELATIONS DISTRICT COURTS
 January 2024 thru June 2024 Dispositions (Compared to January 2023 thru June 2023)

New to Workload Study	1	▲	-	+1
Other	131	▲	+15.9%	+18
Protective Orders	88	▲	-6.4%	-6
Support	145	▼	-7.1%	-11
Traffic	24	▼	-40.0%	-16
GRAND TOTAL	1,126	▼	-0.7%	-8

2024 Overall GRAND TOTAL		Distribution of Caseload			Change*		Percentage (%) of Caseload		
2,306	-31 -1.3%	Adult	1,025	44%	-0.2% ▼	-2	Adult	43.9%	44.4%
2024		Juvenile	1,281	56%	-2.2% ▼	-29	Juvenile	56.1%	55.6%
2023		GRAND TOTAL	2,306	100%	-1.3% ▼	-31	GRAND TOTAL	100%	100%

Dispositions by Division & Code

Division	Case Type Description	Code	Summary	Change	% Change	Absolute Change	
Adult	Civil Support	VS	277	▲	+14.9%	+36	
	Misdemeanor	CM	189	▼	-2.6%	-5	
	Show Cause	SC	188	▲	-1.1%	-2	
	Other	OT	106	▼	-10.9%	-13	
	Family Abuse - Protective Order	FP	83	▼	-13.5%	-13	
	Felony	CF	53	▼	-32.1%	-25	
	Capias	CA	46	▼	-9.8%	-5	
	Motion - Protective Order	MP	38	▲	+123.5%	+21	
	Remand Support	RS	28	▲	+7.7%	+2	
	Violation of Protective Order	PV	12	▲	+50.0%	+4	
	Non-Family Abuse Protective Order	AP	3	▼	-40.0%	-2	
	Restricted License for Non-Support	SL	1	▼	-50.0%	-1	
	Violation Family Abuse Protective Order	PS	1	▲	-	+1	
	Total		1,025	▼	-0.2%	-2	
Juvenile	Custody Visitation	CV	792	▲	+8.3%	+61	
	Remand Custody	RC	52	▼	-3.7%	-2	
	Remand Visitation	RV	50	▼	-5.7%	-3	
	Foster Care Review	FC	41	▼	-12.8%	-6	
	Misdemeanor	DM	39	▼	-46.6%	-34	
	Status	ST	39	▲	+56.0%	+14	
	Abuse and Neglect	AN	37	▼	-60.6%	-57	
	Permanency Planning	PH	34	▲	+61.9%	+13	
	Motion - Protective Order	MP	32	▲	+68.4%	+13	
	Traffic	T	32	↔	-	-	
	Truancy	TR	28	▲	+133.3%	+16	
	Non-Family Abuse Protective Order	AP	14	▲	+250.0%	+10	
	Voluntary Continuing Services and Support Agree	VA	14	↔	-	-	
	Felony	DF	13	▼	-69.0%	-29	
	Paternity	PT	10	▼	-44.4%	-8	
	Child In Need of Services	CS	9	▲	+50.0%	+3	
	Temporary Detention Order	TD	9	▲	+50.0%	+3	
	Initial Foster Care	IF	8	▼	-57.9%	-11	
	Relief of Custody	CR	8	▲	+700.0%	+7	
	Terminate Parental Rights	TP	7	▼	-46.2%	-6	
	Entrustment	ET	4	▼	-60.0%	-6	
	Show Cause	SC	4	▲	-	-	
	Other	OT	2	▼	-33.3%	-1	
	Emancipation	EP	1	▲	-	+1	
	Emergency Custody Order	EC	1	▼	-50.0%	-1	
	Juvenile Support	JS	1	↔	-	-	
	Civil Violation	CI	0	▼	-100.0%	-2	
	Family Abuse - Protective Order	FP	0	▼	-100.0%	-1	
	Qualified Residential Treatment	QR	0	▼	-100.0%	-1	
	Restoration of Parental Rights	RR	0	▼	-100.0%	-1	
	Special Immigrant Juvenile Status	SI	0	▼	-100.0%	-1	
		Total		1,281	▼	-2.2%	-29
		GRAND TOTAL		2,306	▼	-1.3%	-31

* Compared to same time period as previous year
 7/11/2024 12:31:58PM

** Case Type Categories are defined in the 2017 Virginia Judicial Workload Assessment
 Source: SCV-SQL-Information

Dispositions by Major Case Category**

Category	Summary	Change	% Change	Absolute Change
Adult Criminal	410	▲	-12.6%	-59
Child Dependency	153	▲	-30.5%	-67
Child in Need of Services/Supervision	38	▲	+72.7%	+16
Custody and Visitation	802	▼	+7.1%	+53
Delinquency	55	▲	-52.2%	-60
Juvenile Miscellaneous	40	▲	+60.0%	+15
New to Workload Study	0	▼	-100.0%	-3
Other	248	▼	-6.1%	-16
Protective Orders	170	▲	+19.7%	+28
Support	358	▲	+20.9%	+62
Traffic	32	↔		0
GRAND TOTAL	2,306	▼	-1.3%	-31

* Compared to same time period as previous year
 7/11/2024 12:31:58PM

** Case Type Categories are defined in the 2017 Virginia Judicial Workload Assessment
 Source: SCV-SQL-Information

2024 Overall GRAND TOTAL	Distribution of Caseload	Change*	Percentage (%) of Caseload																											
1,641 +6 0.4% 	<table border="1"> <tr> <td>Adult</td> <td>792</td> <td>48%</td> <td>-9.8% ▼</td> <td>-86</td> </tr> <tr> <td>Juvenile</td> <td>849</td> <td>52%</td> <td>12.2% ▲</td> <td>+92</td> </tr> <tr> <td>GRAND TOTAL</td> <td>1,641</td> <td>100%</td> <td>0.4% ▲</td> <td>+6</td> </tr> </table>	Adult	792	48%	-9.8% ▼	-86	Juvenile	849	52%	12.2% ▲	+92	GRAND TOTAL	1,641	100%	0.4% ▲	+6		<table border="1"> <tr> <td></td> <td>2023</td> <td>2024</td> </tr> <tr> <td>Adult</td> <td>53.7%</td> <td>48.3%</td> </tr> <tr> <td>Juvenile</td> <td>46.3%</td> <td>51.7%</td> </tr> <tr> <td>GRAND TOTAL</td> <td>100%</td> <td>100%</td> </tr> </table>		2023	2024	Adult	53.7%	48.3%	Juvenile	46.3%	51.7%	GRAND TOTAL	100%	100%
Adult	792	48%	-9.8% ▼	-86																										
Juvenile	849	52%	12.2% ▲	+92																										
GRAND TOTAL	1,641	100%	0.4% ▲	+6																										
	2023	2024																												
Adult	53.7%	48.3%																												
Juvenile	46.3%	51.7%																												
GRAND TOTAL	100%	100%																												

Dispositions by Division & Code

Division	Case Type Description	Code	Summary	Change	% Change	Absolute Change
Adult	Civil Support	VS	236	▲	+15.7%	+32
	Show Cause	SC	141	▼	-11.3%	-18
	Misdemeanor	CM	128	▼	-24.3%	-41
	Other	OT	127	▼	-9.3%	-13
	Family Abuse - Protective Order	FP	65	▼	-19.8%	-16
	Capias	CA	47	↔		-
	Felony	CF	35	▼	-39.7%	-23
	Motion - Protective Order	MP	10	▼	-9.1%	-1
	Non-Family Abuse Protective Order	AP	3	▼	-57.1%	-4
	Restricted License for Non-Support	SL	0	▼	-100.0%	-2
	Total		792	▼	-9.8%	-86
Juvenile	Custody Visitation	CV	576	▲	+12.9%	+66
	Misdemeanor	DM	74	▲	+68.2%	+30
	Abuse and Neglect	AN	31	▲	+14.8%	+4
	Traffic	T	29	▼	-6.5%	-2
	Foster Care Review	FC	20	▲	+150.0%	+12
	Initial Foster Care	IF	18	▲	+800.0%	+16
	Permanency Planning	PH	18	▲	+38.5%	+5
	Status	ST	17	▼	-51.4%	-18
	Truancy	TR	14	▼	-6.7%	-1
	Motion - Protective Order	MP	13	▼	-13.3%	-2
	Non-Family Abuse Protective Order	AP	9	▲	+80.0%	+4
	Felony	DF	7	▼	-36.4%	-4
	Paternity	PT	7	▼	-41.7%	-5
	Temporary Detention Order	TD	7	▼	-36.4%	-4
	Other	OT	3	▲	-	+3
	Child In Need of Services	CS	2	▼	-71.4%	-5
	Emergency Custody Order	EC	1	▼	-50.0%	-1
	Special Immigrant Juvenile Status	SI	1	▲	-	+1
	Terminate Parental Rights	TP	1	▼	-85.7%	-6
	Voluntary Continuing Services and Support Agree	VA	1	▲	-	+1
	Civil Violation	CI	0	▼	-100.0%	-1
	Qualified Residential Treatment	QR	0	▼	-100.0%	-1
	Total		849	▲	12.2%	+92
GRAND TOTAL			1,641	▲	0.4%	+6

Dispositions by Major Case Category**

Category	Summary	Change	% Change	Absolute Change
Adult Criminal	303	▼	-17.2%	-63
Child Dependency	89	▲	+53.4%	+31
Child in Need of Services/Supervision	16	▼	-27.3%	-6
Custody and Visitation	583	▼	+11.7%	+61
Delinquency	81	▲	+47.3%	+26
Juvenile Miscellaneous	17	▼	-51.4%	-18
New to Workload Study	1	▲		0
Other	138	▲	-9.8%	-15
Protective Orders	100	▼	-16.0%	-19
Support	284	▼	+4.0%	+11

* Compared to same time period as previous year
 7/11/2024 12:31:58PM

** Case Type Categories are defined in the 2017 Virginia Judicial Workload Assessment
 Source: SCV-SQL-Information

Traffic		29	▼	-6.5%	-2
	GRAND TOTAL	1,641	▲	0.4%	+6

2024 Overall GRAND TOTAL		Distribution of Caseload		Change*		Percentage (%) of Caseload			
3,517	+93 2.7%	Adult	1,825	52%	3.9% ▲	+68	Adult	51.3%	51.9%
2024		Juvenile	1,692	48%	1.5% ▲	+25	Juvenile	48.7%	48.1%
2023		GRAND TOTAL	3,517	100%	2.7% ▲	+93	GRAND TOTAL	100%	100%

Dispositions by Division & Code

Division	Case Type Description	Code	Summary	Change	% Change	Absolute Change	
Adult	Misdemeanor	CM	454	▼	-5.4%	-26	
	Other	OT	334	▲	+11.7%	+35	
	Civil Support	VS	301	▲	+14.4%	+38	
	Show Cause	SC	279	▲	-2.1%	-6	
	Felony	CF	197	▲	+48.1%	+64	
	Family Abuse - Protective Order	FP	123	▼	-8.9%	-12	
	Capias	CA	93	▲	-29.5%	-39	
	Motion - Protective Order	MP	29	▲	+45.0%	+9	
	Non-Family Abuse Protective Order	AP	9	▲	+50.0%	+3	
	Remand Support	RS	3	▲	+200.0%	+2	
	Restricted License for Non-Support	SL	3	▲	+200.0%	+2	
	Protective Order	PC	0	▼	-100.0%	-1	
	Violation of Protective Order	PV	0	▼	-100.0%	-1	
	Total		1,825	▲	3.9%	+68	
Juvenile	Custody Visitation	CV	693	▼	-13.7%	-110	
	Misdemeanor	DM	187	▲	+57.1%	+68	
	Terminate Parental Rights	TP	105	▲	+26.5%	+22	
	Foster Care Review	FC	89	▼	-11.0%	-11	
	Abuse and Neglect	AN	83	▼	-11.7%	-11	
	Permanency Planning	PH	63	▼	-26.7%	-23	
	Entrustment	ET	53	▲	+562.5%	+45	
	Felony	DF	49	▲	+44.1%	+15	
	Initial Foster Care	IF	48	▲	+84.6%	+22	
	Truancy	TR	40	▲	+33.3%	+10	
	Traffic	T	37	▲	+37.0%	+10	
	Mental Commitment	MC	36	▼	-7.7%	-3	
	Status	ST	32	▲	+300.0%	+24	
	Paternity	PT	30	▼	-34.8%	-16	
	Emergency Custody Order	EC	28	▼	-17.6%	-6	
	Child at Risk	RI	27	▲	+170.0%	+17	
	Child In Need of Services	CS	25	▲	+31.6%	+6	
	Temporary Detention Order	TD	23	▼	-25.8%	-8	
	Motion - Protective Order	MP	10	▲	+66.7%	+4	
	Voluntary Continuing Services and Support Agreen	VA	10	▲	+42.9%	+3	
	Other	OT	7	▼	-61.1%	-11	
	Non-Family Abuse Protective Order	AP	5	▼	-61.5%	-8	
	Remand Custody	RC	4	▼	-55.6%	-5	
	Remand Visitation	RV	3	↔		-	
	Civil Violation	CI	2	↔		-	
	Special Immigrant Juvenile Status	SI	2	▼	-75.0%	-6	
	Protective Order	PC	1	▲	-	+1	
	Qualified Residential Treatment	QR	0	▼	-100.0%	-4	
		Total		1,692	▲	1.5%	+25
	GRAND TOTAL			3,517	▲	2.7%	+93

Dispositions by Major Case Category**

Category	Summary	Change	% Change	Absolute Change
Adult Criminal	930	▼	-2.8%	-27
Child Dependency	478	▲	+14.4%	+60

* Compared to same time period as previous year
 7/11/2024 12:31:58PM

** Case Type Categories are defined in the 2017 Virginia Judicial Workload Assessment
 Source: SCV-SQL-Information

CPSS - JCMS CASELOAD STATISTICS OF THE JUVENILE & DOMESTIC RELATIONS DISTRICT COURTS
 January 2024 thru June 2024 Dispositions (Compared to January 2023 thru June 2023)

Child in Need of Services/Supervision	65	▲	+32.7%	+16
Custody and Visitation	723	▼	-14.8%	-126
Delinquency	237	▲	+54.9%	+84
Juvenile Miscellaneous	32	▲	+300.0%	+24
New to Workload Study	4	▼	-60.0%	-6
Other	438	▲	+0.9%	+4
Protective Orders	176	▲	-2.2%	-4
Support	397	▲	+17.1%	+58
Traffic	37	▲	+37.0%	+10
GRAND TOTAL	3,517	▲	2.7%	+93

2024 Overall GRAND TOTAL		Distribution of Caseload		Change*		Percentage (%) of Caseload		
609	-7 -1.1%	Adult	395 65%	8.5% ▲	+31	Adult	2023 59.1%	2024 64.9%
2024		Juvenile	214 35%	-15.1% ▼	-38	Juvenile	40.9%	35.1%
2023		GRAND TOTAL	609 100%	-1.1% ▼	-7	GRAND TOTAL	100%	100%

Dispositions by Division & Code

Division	Case Type Description	Code	Summary	Change	% Change	Absolute Change
Adult	Misdemeanor	CM	184	▲	+61.4%	+70
	Show Cause	SC	61	▲	+17.3%	+9
	Civil Support	VS	43	↔		-
	Other	OT	35	▼	-37.5%	-21
	Capias	CA	25	▲	+92.3%	+12
	Felony	CF	17	▼	-68.5%	-37
	Family Abuse - Protective Order	FP	13	▼	-38.1%	-8
	Violation of Protective Order	PV	12	▲	+200.0%	+8
	Motion - Protective Order	MP	5	↔		-
	Non-Family Abuse Protective Order	AP	0	▼	-100.0%	-1
	Remand Support	RS	0	▼	-100.0%	-1
	Total		395	▲	8.5%	+31
Juvenile	Custody Visitation	CV	124	▲	+5.1%	+6
	Misdemeanor	DM	14	▼	-36.4%	-8
	Terminate Parental Rights	TP	12	▼	-25.0%	-4
	Truancy	TR	9	▲	+125.0%	+5
	Status	ST	8	▲	+100.0%	+4
	Permanency Planning	PH	7	▼	-69.6%	-16
	Traffic	T	7	▼	-58.8%	-10
	Entrustment	ET	6	▼	-25.0%	-2
	Foster Care Review	FC	5	↔		-
	Child at Risk	RI	4	▲	+300.0%	+3
	Motion - Protective Order	MP	4	▲	+33.3%	+1
	Abuse and Neglect	AN	3	▼	-76.9%	-10
	Paternity	PT	3	▲	+200.0%	+2
	Child In Need of Services	CS	2	↔		-
	Initial Foster Care	IF	2	▼	-50.0%	-2
	Mental Commitment	MC	1	▲	-	+1
	Other	OT	1	▲	-	+1
	Restricted Operators License	RL	1	↔		-
	Temporary Detention Order	TD	1	▼	-66.7%	-2
	Civil Violation	CI	0	▼	-100.0%	-1
	Felony	DF	0	▼	-100.0%	-2
	Non-Family Abuse Protective Order	AP	0	▼	-100.0%	-1
	Qualified Residential Treatment	QR	0	▼	-100.0%	-1
	Relief of Custody	CR	0	▼	-100.0%	-2
	Total		214	▼	-15.1%	-38
	GRAND TOTAL		609	▼	-1.1%	-7

Dispositions by Major Case Category**

Category	Summary	Change	% Change	Absolute Change
Adult Criminal	276	▲	+24.3%	+54
Child Dependency	39	▼	-46.6%	-34
Child in Need of Services/Supervision	11	▲	+83.3%	+5
Custody and Visitation	127	▲	+6.7%	+8
Delinquency	14	▼	-41.7%	-10
Juvenile Miscellaneous	8	▲	+100.0%	+4
New to Workload Study	0	▼	-100.0%	-1

* Compared to same time period as previous year
 7/11/2024 12:31:58PM

** Case Type Categories are defined in the 2017 Virginia Judicial Workload Assessment
 Source: SCV-SQL-Information

CPSS - JCMS CASELOAD STATISTICS OF THE JUVENILE & DOMESTIC RELATIONS DISTRICT COURTS
 January 2024 thru June 2024 Dispositions (Compared to January 2023 thru June 2023)

Other	38	▲	-36.7%	-22
Protective Orders	22	▼	-29.0%	-9
Support	66	▲	+13.8%	+8
Traffic	8	▼	-55.6%	-10
GRAND TOTAL	609	▼	-1.1%	-7

2024 Overall GRAND TOTAL		Distribution of Caseload		Change*		Percentage (%) of Caseload			
815 	+9 1.1%	Adult	438	54%	-5.6% ▼	-26	Adult	57.6%	53.7%
		Juvenile	377	46%	10.2% ▲	+35	Juvenile	42.4%	46.3%
		GRAND TOTAL	815	100%	1.1% ▲	+9	GRAND TOTAL	100%	100%

Dispositions by Division & Code

Division	Case Type Description	Code	Summary	Change	% Change	Absolute Change	
Adult	Misdemeanor	CM	107	▼	-15.7%	-20	
	Show Cause	SC	72	▲	+14.3%	+9	
	Civil Support	VS	68	▼	-21.8%	-19	
	Other	OT	67	▼	-22.1%	-19	
	Felony	CF	55	▲	+52.8%	+19	
	Family Abuse - Protective Order	FP	33	▲	+10.0%	+3	
	Capias	CA	16	▼	-5.9%	-1	
	Violation of Protective Order	PV	7	▲	+75.0%	+3	
	Remand Support	RS	5	▼	-16.7%	-1	
	Motion - Protective Order	MP	3	▼	-25.0%	-1	
	Non-Family Abuse Protective Order	AP	2	▼	-33.3%	-1	
	Restricted License for Non-Support Protective Order	SL	2	▲	+100.0%	+1	
	Protective Order	PC	1	▲	-	+1	
	Total		438	▼	-5.6%	-26	
Juvenile	Custody Visitation	CV	212	▲	+11.0%	+21	
	Status	ST	33	▲	+153.8%	+20	
	Traffic	T	26	▲	+44.4%	+8	
	Felony	DF	16	▲	+700.0%	+14	
	Misdemeanor	DM	15	▼	-16.7%	-3	
	Truancy	TR	12	▼	-33.3%	-6	
	Abuse and Neglect	AN	8	▼	-46.7%	-7	
	Remand Custody	RC	7	▼	-41.7%	-5	
	Child In Need of Services	CS	6	▲	+50.0%	+2	
	Motion - Protective Order	MP	6	↔	-	-	
	Non-Family Abuse Protective Order	AP	6	▲	+100.0%	+3	
	Other	OT	4	▲	+33.3%	+1	
	Permanency Planning	PH	4	▼	-75.0%	-12	
	Temporary Detention Order	TD	4	↔	-	-	
	Emergency Custody Order	EC	3	↔	-	-	
	Foster Care Review	FC	3	▲	+200.0%	+2	
	Paternity	PT	3	↔	-	-	
	Civil Violation	CI	2	▲	-	+2	
	Emancipation	EP	2	▲	-	+2	
	Relief of Custody	CR	2	▲	+100.0%	+1	
	Show Cause	SC	2	▲	-	-	
	Initial Foster Care	IF	1	↔	-	-	
	Family Abuse - Protective Order	FP	0	▼	-100.0%	-1	
	Qualified Residential Treatment	QR	0	▼	-100.0%	-1	
	Terminate Parental Rights	TP	0	▼	-100.0%	-6	
		Total		377	▲	10.2%	+35
		GRAND TOTAL		815	▲	1.1%	+9

Dispositions by Major Case Category**

Category	Summary	Change	% Change	Absolute Change
Adult Criminal	229	▲	+3.2%	+7
Child Dependency	18	▼	-56.1%	-23
Child in Need of Services/Supervision	19	▼	-20.8%	-5
Custody and Visitation	215	▲	+10.8%	+21
Delinquency	32	▲	+60.0%	+12

* Compared to same time period as previous year
 7/11/2024 12:31:58PM

** Case Type Categories are defined in the 2017 Virginia Judicial Workload Assessment
 Source: SCV-SQL-Information

CPSS - JCMS CASELOAD STATISTICS OF THE JUVENILE & DOMESTIC RELATIONS DISTRICT COURTS
 January 2024 thru June 2024 Dispositions (Compared to January 2023 thru June 2023)

Alleghany

District: 25 FIPS: 005

Juvenile Miscellaneous	35	▲	+169.2%	+22
New to Workload Study	2	▲	-	+2
Other	90	▼	-21.1%	-24
Protective Orders	50	▼	+6.4%	+3
Support	99	▲	-12.4%	-14
Traffic	26	▲	+44.4%	+8
GRAND TOTAL	815	▲	1.1%	+9

2024 Overall GRAND TOTAL		Distribution of Caseload		Change*		Percentage (%) of Caseload			
2,090	-610 -22.6%	Adult	969	46%	-19.2% ▼	-230	Adult	44.4%	46.4%
2024		Juvenile	1,121	54%	-25.3% ▼	-380	Juvenile	55.6%	53.6%
2023		GRAND TOTAL	2,090	100%	-22.6% ▼	-610	GRAND TOTAL	100%	100%

Dispositions by Division & Code

Division	Case Type Description	Code	Summary	Change	% Change	Absolute Change	
Adult	Civil Support	VS	191	▼	-9.0%	-19	
	Misdemeanor	CM	180	▼	-23.7%	-56	
	Show Cause	SC	171	▲	-1.7%	-3	
	Other	OT	144	▲	-0.7%	-1	
	Family Abuse - Protective Order	FP	83	▼	-9.8%	-9	
	Capias	CA	81	▲	+8.0%	+6	
	Felony	CF	66	▼	-27.5%	-25	
	Remand Support	RS	21	▼	-85.1%	-120	
	Motion - Protective Order	MP	16	▼	-15.8%	-3	
	Non-Family Abuse Protective Order	AP	13	▲	+85.7%	+6	
	Violation of Protective Order	PV	2	▼	-66.7%	-4	
	Restricted License for Non-Support	SL	1	▼	-66.7%	-2	
		Total		969	▼	-19.2%	-230
Juvenile	Custody Visitation	CV	626	▲	+5.2%	+31	
	Misdemeanor	DM	104	▲	+25.3%	+21	
	Traffic	T	54	▼	-26.0%	-19	
	Abuse and Neglect	AN	52	▲	+20.9%	+9	
	Foster Care Review	FC	42	▼	-28.8%	-17	
	Remand Custody	RC	30	▼	-86.0%	-185	
	Remand Visitation	RV	30	▼	-86.1%	-186	
	Truancy	TR	25	▼	-3.8%	-1	
	Emergency Custody Order	EC	19	▲	+58.3%	+7	
	Felony	DF	19	▼	-42.4%	-14	
	Temporary Detention Order	TD	19	▲	+137.5%	+11	
	Permanency Planning	PH	17	▲	+13.3%	+2	
	Motion - Protective Order	MP	14	▼	-50.0%	-14	
	Child In Need of Services	CS	12	▼	-33.3%	-6	
	Paternity	PT	9	▲	+28.6%	+2	
	Voluntary Continuing Services and Support Agreem	VA	8	▲	+100.0%	+4	
	Initial Foster Care	IF	7	▼	-63.2%	-12	
	Non-Family Abuse Protective Order	AP	7	▼	-46.2%	-6	
	Terminate Parental Rights	TP	7	▼	-36.4%	-4	
	Civil Violation	CI	5	▲	+66.7%	+2	
	Status	ST	5	▼	-28.6%	-2	
	Show Cause	SC	3	▲	+50.0%	+1	
	Other	OT	2	▲	-	-	
	Special Immigrant Juvenile Status	SI	2	↔	-	-	
	Emancipation	EP	1	↔	-	-	
	Family Abuse - Protective Order	FP	1	▲	-	+1	
	Relief of Custody	CR	1	↔	-	-	
	Capias	CA	0	▼	-100.0%	-1	
	Qualified Residential Treatment	QR	0	▼	-100.0%	-4	
		Total		1,121	▼	-25.3%	-380
		GRAND TOTAL		2,090	▼	-22.6%	-610

Dispositions by Major Case Category**

Category	Summary	Change	% Change	Absolute Change
Adult Criminal	410	▼	-20.1%	-103
Child Dependency	134	▼	-14.1%	-22

* Compared to same time period as previous year
 7/11/2024 12:31:58PM

** Case Type Categories are defined in the 2017 Virginia Judicial Workload Assessment
 Source: SCV-SQL-Information

CPSS - JCMS CASELOAD STATISTICS OF THE JUVENILE & DOMESTIC RELATIONS DISTRICT COURTS
 January 2024 thru June 2024 Dispositions (Compared to January 2023 thru June 2023)

Augusta

District: 25 FIPS: 015

Child in Need of Services/Supervision	37	▼	-15.9%	-7
Custody and Visitation	635	▲	+5.5%	+33
Delinquency	126	▼	+5.9%	+7
Juvenile Miscellaneous	7	▲	-12.5%	-1
New to Workload Study	7	▲	+40.0%	+2
Other	264	▲	-64.3%	-475
Protective Orders	134	▲	-15.7%	-25
Support	282	▼		0
Traffic	54	▼	-26.0%	-19
GRAND TOTAL	2,090	▼	-22.6%	-610

2024 Overall GRAND TOTAL		Distribution of Caseload		Change*		Percentage (%) of Caseload		
98	-31 -24.0%	Adult	38 39%	-29.6% ▼	-16	Adult	2023 41.9%	2024 38.8%
2024		Juvenile	60 61%	-20.0% ▼	-15	Juvenile	58.1%	61.2%
2023		GRAND TOTAL	98 100%	-24.0% ▼	-31	GRAND TOTAL	100%	100%

Dispositions by Division & Code

Division	Case Type Description	Code	Summary	Change	% Change	Absolute Change
Adult	Civil Support	VS	11	▲	+37.5%	+3
	Other	OT	10	▲	+66.7%	+4
	Misdemeanor	CM	5	▼	-76.2%	-16
	Family Abuse - Protective Order	FP	4	▲	+100.0%	+2
	Felony	CF	3	▼	-50.0%	-3
	Capias	CA	2	▲	+100.0%	+1
	Show Cause	SC	2	▼	-66.7%	-4
	Motion - Protective Order	MP	1	↔		-
	Remand Support	RS	0	▼	-100.0%	-3
	Total			38	▼	-29.6%
Juvenile	Custody Visitation	CV	45	▲	+32.4%	+11
	Misdemeanor	DM	6	▼	-14.3%	-1
	Traffic	T	4	▼	-73.3%	-11
	Child In Need of Services	CS	2	▲	-	+2
	Civil Violation	CI	1	↔		-
	Emergency Custody Order	EC	1	▲	-	+1
	Felony	DF	1	↔		-
	Abuse and Neglect	AN	0	▼	-100.0%	-2
	Non-Family Abuse Protective Order	AP	0	▼	-100.0%	-5
	Remand Custody	RC	0	▼	-100.0%	-7
	Remand Visitation	RV	0	▼	-100.0%	-1
	Truancy	TR	0	▼	-100.0%	-2
	Total			60	▼	-20.0%
GRAND TOTAL			98	▼	-24.0%	-31

Dispositions by Major Case Category**

Category	Summary	Change	% Change	Absolute Change	
Adult Criminal	10	▼	-65.5%	-19	
Child Dependency	0	▼	-100.0%	-2	
Child in Need of Services/Supervision	2	▲		0	
Custody and Visitation	45	▲	+32.4%	+11	
Delinquency	7	▼	-12.5%	-1	
New to Workload Study	1	↔		0	
Other	11	▲	-35.3%	-6	
Protective Orders	5	↔	-37.5%	-3	
Support	13	▼		0	
Traffic	4	▼	-73.3%	-11	
GRAND TOTAL		98	▼	-24.0%	-31

* Compared to same time period as previous year
 7/11/2024 12:31:58PM

** Case Type Categories are defined in the 2017 Virginia Judicial Workload Assessment
 Source: SCV-SQL-Information

2024 Overall GRAND TOTAL		Distribution of Caseload		Change*		Percentage (%) of Caseload			
707 +78 12.4% 	2024 2023	Adult	327	46%	3.5% ▲	+11	Adult	50.2%	46.3%
		Juvenile	380	54%	21.4% ▲	+67	Juvenile	49.8%	53.7%
GRAND TOTAL		707	100%	12.4% ▲	+78	GRAND TOTAL	100%	100%	

Dispositions by Division & Code

Division	Case Type Description	Code	Summary	Change	% Change	Absolute Change
Adult	Civil Support	VS	78	▲	+36.8%	+21
	Misdemeanor	CM	72	▼	-4.0%	-3
	Other	OT	68	▼	+30.8%	+16
	Family Abuse - Protective Order	FP	26	▲	+23.8%	+5
	Show Cause	SC	25	▼	-43.2%	-19
	Felony	CF	19	▼	-48.6%	-18
	Remand Support	RS	18	▲	+80.0%	+8
	Motion - Protective Order	MP	8	▼	-27.3%	-3
	Non-Family Abuse Protective Order	AP	8	▲	+700.0%	+7
	Capias	CA	4	▼	-42.9%	-3
	Protective Order	PC	1	▲	-	+1
	Criminal Support	CS	0	▼	-100.0%	-1
Total			327	▲	3.5%	+11
Juvenile	Custody Visitation	CV	155	▲	+10.7%	+15
	Traffic	T	48	▲	+6.7%	+3
	Remand Custody	RC	43	▲	+152.9%	+26
	Remand Visitation	RV	41	▲	+173.3%	+26
	Misdemeanor	DM	34	▼	-10.5%	-4
	Civil Violation	CI	11	▲	+120.0%	+6
	Abuse and Neglect	AN	10	▲	+42.9%	+3
	Child In Need of Services	CS	9	▲	+80.0%	+4
	Emergency Custody Order	EC	5	▲	+150.0%	+3
	Truancy	TR	5	▲	-	+5
	Family Abuse - Protective Order	FP	3	▲	-	+3
	Felony	DF	2	▼	-90.5%	-19
	Foster Care Review	FC	2	▼	-50.0%	-2
	Mental Commitment	MC	2	▲	+100.0%	+1
	Restoration of Parental Rights	RR	2	▲	-	+2
	Status	ST	2	▲	+100.0%	+1
	Initial Foster Care	IF	1	▲	-	+1
	Motion - Protective Order	MP	1	↔	-	-
	Permanency Planning	PH	1	▼	-66.7%	-2
	Relief of Custody	CR	1	▲	-	+1
	Show Cause	SC	1	▼	-75.0%	-3
	Temporary Detention Order	TD	1	↔	-	-
	Non-Family Abuse Protective Order	AP	0	▼	-100.0%	-2
	Special Immigrant Juvenile Status	SI	0	▼	-100.0%	-1
	Total			380	▲	21.4%
GRAND TOTAL			707	▲	12.4%	+78

Dispositions by Major Case Category**

Category	Summary	Change	% Change	Absolute Change
Adult Criminal	109	▲	-21.6%	-30
Child Dependency	15	▲	+7.1%	+1
Child in Need of Services/Supervision	14	▲	+180.0%	+9
Custody and Visitation	155	▲	+10.7%	+15
Delinquency	37	▼	-41.3%	-26
Juvenile Miscellaneous	2	▲	+100.0%	+1

* Compared to same time period as previous year
 7/11/2024 12:31:58PM

** Case Type Categories are defined in the 2017 Virginia Judicial Workload Assessment
 Source: SCV-SQL-Information

CPSS - JCMS CASELOAD STATISTICS OF THE JUVENILE & DOMESTIC RELATIONS DISTRICT COURTS
 January 2024 thru June 2024 Dispositions (Compared to January 2023 thru June 2023)

New to Workload Study	11	▲	+83.3%	+5
Other	180	▲	+83.7%	+82
Protective Orders	46	▲	+27.8%	+10
Support	90	▼	+9.8%	+8
Traffic	48	▲	+6.7%	+3
GRAND TOTAL	707	▲	12.4%	+78

* Compared to same time period as previous year
 7/11/2024 12:31:58PM

** Case Type Categories are defined in the 2017 Virginia Judicial Workload Assessment
 Source: SCV-SQL-Information

2024 Overall GRAND TOTAL		Distribution of Caseload		Change*		Percentage (%) of Caseload			
260 	+9 3.6%	Adult	143	55%	10.0% ▲	+13	Adult	51.8%	55.0%
		Juvenile	117	45%	-3.3% ▼	-4	Juvenile	48.2%	45.0%
		GRAND TOTAL	260	100%	3.6% ▲	+9	GRAND TOTAL	100%	100%

Dispositions by Division & Code

Division	Case Type Description	Code	Summary	Change	% Change	Absolute Change
Adult	Civil Support	VS	34	▲	+54.5%	+12
	Misdemeanor	CM	30	▼	-25.0%	-10
	Other	OT	25	▼	+8.7%	+2
	Show Cause	SC	22	▲	+175.0%	+14
	Family Abuse - Protective Order	FP	16	▲	+23.1%	+3
	Felony	CF	10	▼	-16.7%	-2
	Capias	CA	4	↔		-
	Motion - Protective Order	MP	1	▼	-75.0%	-3
	Remand Support	RS	1	↔		-
	Non-Family Abuse Protective Order	AP	0	▼	-100.0%	-3
	Total		143	▲	10.0%	+13
Juvenile	Custody Visitation	CV	42	▼	-40.8%	-29
	Truancy	TR	13	▲	+225.0%	+9
	Permanency Planning	PH	11	▲	+266.7%	+8
	Abuse and Neglect	AN	10	▲	+11.1%	+1
	Misdemeanor	DM	7	▼	-36.4%	-4
	Child In Need of Services	CS	5	▲	+400.0%	+4
	Initial Foster Care	IF	5	▲	+25.0%	+1
	Remand Custody	RC	5	▲	+400.0%	+4
	Motion - Protective Order	MP	4	▲	+100.0%	+2
	Traffic	T	4	↔		-
	Civil Violation	CI	2	▼	-33.3%	-1
	Foster Care Review	FC	2	↔		-
	Non-Family Abuse Protective Order	AP	2	▲	-	+2
	Remand Visitation	RV	2	▲	+100.0%	+1
	Show Cause	SC	1	▲	-	+1
	Status	ST	1	▼	-50.0%	-1
	Voluntary Continuing Services and Support Agreen	VA	1	↔		-
	Felony	DF	0	▼	-100.0%	-1
Other	OT	0	▼	-100.0%	-1	
	Total		117	▼	-3.3%	-4
GRAND TOTAL			260	▲	3.6%	+9

Dispositions by Major Case Category**

Category	Summary	Change	% Change	Absolute Change
Adult Criminal	52	▲	-10.3%	-6
Child Dependency	29	▲	+52.6%	+10
Child in Need of Services/Supervision	19	▲	+280.0%	+14
Custody and Visitation	42	▼	-40.8%	-29
Delinquency	7	▼	-41.7%	-5
Juvenile Miscellaneous	1	▼	-50.0%	-1
New to Workload Study	2	▼	-33.3%	-1
Other	33	▲	+22.2%	+6
Protective Orders	23	▲	+4.5%	+1
Support	48	▲	+71.4%	+20
Traffic	4	↔		0
GRAND TOTAL	260	▲	3.6%	+9

* Compared to same time period as previous year
 7/11/2024 12:31:58PM

** Case Type Categories are defined in the 2017 Virginia Judicial Workload Assessment
 Source: SCV-SQL-Information

2024 Overall GRAND TOTAL		Distribution of Caseload		Change*		Percentage (%) of Caseload		
121 -29 -19.3% 	Adult Juvenile GRAND TOTAL	82	68%	39.0% ▲	+23	39.3%	67.8%	
		39	32%	-57.1% ▼	-52	60.7%	32.2%	
		121	100%	-19.3% ▼	-29	100%	100%	

Dispositions by Division & Code

Division	Case Type Description	Code	Summary	Change	% Change	Absolute Change
Adult	Misdemeanor	CM	23	▲	+91.7%	+11
	Show Cause	SC	15	▲	+87.5%	+7
	Civil Support	VS	14	↔		-
	Felony	CF	13	▲	+1,200.0%	+12
	Other	OT	10	▲	-16.7%	-2
	Family Abuse - Protective Order	FP	4	▼	-33.3%	-2
	Non-Family Abuse Protective Order	AP	2	▲	-	+2
	Motion - Protective Order	MP	1	▼	-50.0%	-1
	Capias	CA	0	▼	-100.0%	-3
	Remand Support	RS	0	▼	-100.0%	-1
	Total		82	▲	39.0%	+23
Juvenile	Custody Visitation	CV	14	▼	-75.9%	-44
	Traffic	T	4	▲	+33.3%	+1
	Abuse and Neglect	AN	3	▲	+50.0%	+1
	Foster Care Review	FC	3	▲	+200.0%	+2
	Initial Foster Care	IF	3	▲	+200.0%	+2
	Misdemeanor	DM	3	↔		-
	Truancy	TR	2	▲	+100.0%	+1
	Felony	DF	1	▲	-	+1
	Motion - Protective Order	MP	1	▼	-50.0%	-1
	Remand Custody	RC	1	▲	-	+1
	Remand Visitation	RV	1	▲	-	+1
	Status	ST	1	▲	-	+1
	Temporary Detention Order	TD	1	▲	-	+1
	Terminate Parental Rights	TP	1	▼	-92.3%	-12
	Permanency Planning	PH	0	▼	-100.0%	-5
	Qualified Residential Treatment	QR	0	▼	-100.0%	-1
	Voluntary Continuing Services and Support Agree	VA	0	▼	-100.0%	-1
	Total		39	▼	-57.1%	-52
GRAND TOTAL			121	▼	-19.3%	-29

Dispositions by Major Case Category**

Category	Summary	Change	% Change	Absolute Change
Adult Criminal	44	▲	+100.0%	+22
Child Dependency	10	▲	-58.3%	-14
Child in Need of Services/Supervision	2	▲	+100.0%	+1
Custody and Visitation	14	▼	-75.9%	-44
Delinquency	4	▲	+33.3%	+1
Juvenile Miscellaneous	1	▲	-	+1
Other	13	▲		0
Protective Orders	8	▲	-20.0%	-2
Support	21	▲	+31.3%	+5
Traffic	4	▲	+33.3%	+1
GRAND TOTAL	121	▼	-19.3%	-29

* Compared to same time period as previous year
 7/11/2024 12:31:58PM

** Case Type Categories are defined in the 2017 Virginia Judicial Workload Assessment
 Source: SCV-SQL-Information

2024 Overall GRAND TOTAL		Distribution of Caseload		Change*		Percentage (%) of Caseload			
38 -28 -42.4% 	Adult	24	63%	-29.4%	▼	-10	Adult	2023 51.5%	2024 63.2%
	Juvenile	14	37%	-56.3%	▼	-18	Juvenile	48.5%	36.8%
GRAND TOTAL		38	100%	-42.4%	▼	-28	GRAND TOTAL	100%	100%

Dispositions by Division & Code

Division	Case Type Description	Code	Summary	Change	% Change	Absolute Change
Adult	Misdemeanor	CM	9	▼	-50.0%	-9
	Other	OT	4	▲	-20.0%	-1
	Felony	CF	3	↔	-	-
	Show Cause	SC	3	▲	-	+3
	Capias	CA	2	▲	-	+2
	Civil Support	VS	1	▼	-66.7%	-2
	Non-Family Abuse Protective Order	AP	1	↔	-	-
	Remand Support	RS	1	▲	-	+1
	Family Abuse - Protective Order	FP	0	▼	-100.0%	-4
Total			24	▼	-29.4%	-10
Juvenile	Traffic	T	7	▲	+250.0%	+5
	Custody Visitation	CV	3	▼	-85.0%	-17
	Remand Custody	RC	2	▲	-	+2
	Remand Visitation	RV	2	▲	-	+2
	Abuse and Neglect	AN	0	▼	-100.0%	-4
	Initial Foster Care	IF	0	▼	-100.0%	-1
	Misdemeanor	DM	0	▼	-100.0%	-5
Total			14	▼	-56.3%	-18
GRAND TOTAL			38	▼	-42.4%	-28

Dispositions by Major Case Category**

Category	Summary	Change	% Change	Absolute Change	
Adult Criminal	14	▲	-33.3%	-7	
Child Dependency	0	▼	-100.0%	-5	
Custody and Visitation	3	▼	-85.0%	-17	
Delinquency	0	▼	-100.0%	-5	
Other	9	▲	+80.0%	+4	
Protective Orders	1	▼	-80.0%	-4	
Support	4	▲	+33.3%	+1	
Traffic	7	▲	+250.0%	+5	
GRAND TOTAL		38	▼	-42.4%	-28

2024 Overall GRAND TOTAL		Distribution of Caseload		Change*		Percentage (%) of Caseload		
620	-26 -4.0%	Adult	295 48%	-10.1% ▼	-33	Adult	50.8%	47.6%
2024		Juvenile	325 52%	2.2% ▲	+7	Juvenile	49.2%	52.4%
2023		GRAND TOTAL	620 100%	-4.0% ▼	-26	GRAND TOTAL	100%	100%

Dispositions by Division & Code

Division	Case Type Description	Code	Summary	Change	% Change	Absolute Change
Adult	Misdemeanor	CM	64	▼	-22.0%	-18
	Civil Support	VS	59	▼	-4.8%	-3
	Other	OT	50	▲		-
	Show Cause	SC	34	▼	-22.7%	-10
	Felony	CF	30	▲	+7.1%	+2
	Family Abuse - Protective Order	FP	29	▼	-9.4%	-3
	Capias	CA	12	▼	-29.4%	-5
	Non-Family Abuse Protective Order	AP	6	▲	+500.0%	+5
	Motion - Protective Order	MP	5	▼	-28.6%	-2
	Violation of Protective Order	PV	4	▲		+4
	Remand Support	RS	2	▼	-60.0%	-3
	Total		295	▼	-10.1%	-33
Juvenile	Custody Visitation	CV	192	▲	+11.6%	+20
	Misdemeanor	DM	32	▲	+10.3%	+3
	Traffic	T	17	▲	+30.8%	+4
	Truancy	TR	16	▲	+14.3%	+2
	Abuse and Neglect	AN	11	▼	-21.4%	-3
	Motion - Protective Order	MP	10	▲	+66.7%	+4
	Show Cause	SC	7	▲	+16.7%	+1
	Permanency Planning	PH	6	↔		-
	Status	ST	6	↔	+20.0%	+1
	Child In Need of Services	CS	5	▲	+66.7%	+2
	Felony	DF	4	▼	-71.4%	-10
	Initial Foster Care	IF	4	▲	+100.0%	+2
	Foster Care Review	FC	3	↔		-
	Paternity	PT	3	↔		-
	Temporary Detention Order	TD	3	▲	+200.0%	+2
	Civil Violation	CI	2	▼	-60.0%	-3
	Relief of Custody	CR	2	▼	-33.3%	-1
	Emergency Custody Order	EC	1	▲		+1
	Non-Family Abuse Protective Order	AP	1	▼	-85.7%	-6
	Qualified Residential Treatment	QR	0	▼	-100.0%	-2
	Remand Custody	RC	0	▼	-100.0%	-4
	Remand Visitation	RV	0	▼	-100.0%	-4
	Special Immigrant Juvenile Status	SI	0	▼	-100.0%	-1
Voluntary Continuing Services and Support Agreem	VA	0	▼	-100.0%	-1	
	Total		325	▲	2.2%	+7
GRAND TOTAL			620	▼	-4.0%	-26

Dispositions by Major Case Category**

Category	Summary	Change	% Change	Absolute Change
Adult Criminal	130	▲	-15.0%	-23
Child Dependency	26	▼	-16.1%	-5
Child in Need of Services/Supervision	22	▲	+29.4%	+5
Custody and Visitation	195	▲	+11.4%	+20
Delinquency	42	▼	-14.3%	-7
Juvenile Miscellaneous	6	↔	+20.0%	+1
New to Workload Study	2	▼	-66.7%	-4

* Compared to same time period as previous year
 7/11/2024 12:31:58PM

** Case Type Categories are defined in the 2017 Virginia Judicial Workload Assessment
 Source: SCV-SQL-Information

Other	56	▲	-12.5%	-8
Protective Orders	51	▲	-3.8%	-2
Support	73	▼	-8.8%	-7
Traffic	17	▲	+30.8%	+4
GRAND TOTAL	620	▼	-4.0%	-26

2024 Overall GRAND TOTAL		Distribution of Caseload			Change*		Percentage (%) of Caseload		
1,060	-52 -4.7%	Adult	625	59%	8.5% ▲	+49	Adult	51.8%	59.0%
2024		Juvenile	435	41%	-18.8% ▼	-101	Juvenile	48.2%	41.0%
2023		GRAND TOTAL	1,060	100%	-4.7% ▼	-52	GRAND TOTAL	100%	100%

Dispositions by Division & Code

Division	Case Type Description	Code	Summary	Change	% Change	Absolute Change
Adult	Show Cause	SC	135	▲	+48.4%	+44
	Felony	CF	131	▲	+65.8%	+52
	Misdemeanor	CM	123	▼	-1.6%	-2
	Civil Support	VS	70	▼	-19.5%	-17
	Other	OT	66	▼	-18.5%	-15
	Capias	CA	42	▼	-4.5%	-2
	Family Abuse - Protective Order	FP	41	▼	-4.7%	-2
	Remand Support	RS	6	▼	-50.0%	-6
	Motion - Protective Order	MP	5	▼	-50.0%	-5
	Violation of Protective Order	PV	3	▲	+50.0%	+1
	Restricted License for Non-Support	SL	2	▲	-	+2
	Non-Family Abuse Protective Order	AP	1	↔	-	-
	Criminal Support	CS	0	▼	-100.0%	-1
	Total		625	▲	8.5%	+49
Juvenile	Custody Visitation	CV	211	▼	-27.2%	-79
	Abuse and Neglect	AN	46	▲	+109.1%	+24
	Mental Commitment	MC	27	▼	-30.8%	-12
	Misdemeanor	DM	27	▼	-12.9%	-4
	Foster Care Review	FC	23	▼	-4.2%	-1
	Traffic	T	19	▼	-9.5%	-2
	Initial Foster Care	IF	12	▲	+50.0%	+4
	Terminate Parental Rights	TP	12	▲	+20.0%	+2
	Remand Custody	RC	10	▼	-37.5%	-6
	Remand Visitation	RV	10	▼	-28.6%	-4
	Permanency Planning	PH	8	▼	-11.1%	-1
	Child In Need of Services	CS	4	▼	-20.0%	-1
	Motion - Protective Order	MP	4	▼	-20.0%	-1
	Non-Family Abuse Protective Order	AP	4	▲	+33.3%	+1
	Paternity	PT	4	▼	-33.3%	-2
	Truancy	TR	4	↔	-	-
	Temporary Detention Order	TD	3	▼	-40.0%	-2
	Felony	DF	2	▼	-88.9%	-16
	Special Immigrant Juvenile Status	SI	2	▲	-	+2
	Emergency Custody Order	EC	1	▼	-50.0%	-1
	Status	ST	1	↔	-	-
	Voluntary Continuing Services and Support Agreem	VA	1	↔	-	-
	Civil Violation	CI	0	▼	-100.0%	-2
	Total		435	▼	-18.8%	-101
	GRAND TOTAL		1,060	▼	-4.7%	-52

Dispositions by Major Case Category**

Category	Summary	Change	% Change	Absolute Change
Adult Criminal	367	▲	+21.1%	+64
Child Dependency	102	▲	+37.8%	+28
Child in Need of Services/Supervision	8	▼	-11.1%	-1
Custody and Visitation	215	▼	-27.4%	-81
Delinquency	29	▼	-40.8%	-20
Juvenile Miscellaneous	1	↔	-	0

* Compared to same time period as previous year
 7/11/2024 12:31:58PM

** Case Type Categories are defined in the 2017 Virginia Judicial Workload Assessment
 Source: SCV-SQL-Information

CPSS - JCMS CASELOAD STATISTICS OF THE JUVENILE & DOMESTIC RELATIONS DISTRICT COURTS
 January 2024 thru June 2024 Dispositions (Compared to January 2023 thru June 2023)

Staunton

District: 25 FIPS: 790

New to Workload Study	2	▲		0
Other	123	▼	-27.2%	-46
Protective Orders	55	▼	-11.3%	-7
Support	139	▲	+10.3%	+13
Traffic	19	▼	-9.5%	-2
GRAND TOTAL	1,060	▼	-4.7%	-52

2024 Overall GRAND TOTAL		Distribution of Caseload		Change*		Percentage (%) of Caseload		
1,064	+32 3.1%	Adult	578 54%	11.6% ▲	+60	Adult	2023 50.2%	2024 54.3%
2024		Juvenile	486 46%	-5.4% ▼	-28	Juvenile	49.8%	45.7%
		GRAND TOTAL	1,064 100%	3.1% ▲	+32	GRAND TOTAL	100%	100%

Dispositions by Division & Code

Division	Case Type Description	Code	Summary	Change	% Change	Absolute Change	
Adult	Civil Support	VS	134	▲	+22.9%	+25	
	Show Cause	SC	107	▲	+5.9%	+6	
	Misdemeanor	CM	87	▼	-11.2%	-11	
	Other	OT	72	↔		-	
	Capias	CA	59	▲	+68.6%	+24	
	Felony	CF	52	▲	+52.9%	+18	
	Family Abuse - Protective Order	FP	45	▲	+12.5%	+5	
	Motion - Protective Order	MP	7	▼	-61.1%	-11	
	Remand Support	RS	7	▼	-22.2%	-2	
	Non-Family Abuse Protective Order	AP	5	▲	+400.0%	+4	
	Restricted License for Non-Support	SL	2	▲	+100.0%	+1	
	Violation of Protective Order	PV	1	▲	-	+1	
		Total		578	▲	11.6%	+60
Juvenile	Custody Visitation	CV	225	▼	-21.3%	-61	
	Misdemeanor	DM	57	▲	+83.9%	+26	
	Felony	DF	48	▲	+336.4%	+37	
	Foster Care Review	FC	37	▲	+19.4%	+6	
	Permanency Planning	PH	21	▼	-4.5%	-1	
	Remand Custody	RC	11	▼	-38.9%	-7	
	Remand Visitation	RV	11	▼	-38.9%	-7	
	Temporary Detention Order	TD	10	▲	+11.1%	+1	
	Truancy	TR	10	▼	-23.1%	-3	
	Traffic	T	9	▲	+350.0%	+7	
	Abuse and Neglect	AN	8	▼	-46.7%	-7	
	Paternity	PT	7	▼	-22.2%	-2	
	Terminate Parental Rights	TP	7	▼	-58.8%	-10	
	Initial Foster Care	IF	6	▼	-14.3%	-1	
	Child In Need of Services	CS	4	▼	-20.0%	-1	
	Voluntary Continuing Services and Support Agreem	VA	4	▲	+33.3%	+1	
	Motion - Protective Order	MP	3	▼	-57.1%	-4	
	Non-Family Abuse Protective Order	AP	3	▲	+50.0%	+1	
	Show Cause	SC	3	▼		-	
	Status	ST	2	▲	+100.0%	+1	
	Child at Risk	RI	0	▼	-100.0%	-1	
	Emergency Custody Order	EC	0	▼	-100.0%	-1	
	Other	OT	0	▼	-100.0%	-2	
		Total		486	▼	-5.4%	-28
	GRAND TOTAL			1,064	▲	3.1%	+32

Dispositions by Major Case Category**

Category	Summary	Change	% Change	Absolute Change
Adult Criminal	253	▲	+8.6%	+20
Child Dependency	83	▼	-13.5%	-13
Child in Need of Services/Supervision	14	▼	-26.3%	-5
Custody and Visitation	232	▼	-21.4%	-63
Delinquency	108	▲	+145.5%	+64
Juvenile Miscellaneous	2	▲	+100.0%	+1
Other	111	▼	-14.0%	-18

* Compared to same time period as previous year
 7/11/2024 12:31:58PM

** Case Type Categories are defined in the 2017 Virginia Judicial Workload Assessment
 Source: SCV-SQL-Information

Protective Orders	63	▲	-7.4%	-5
Support	189	▲	+30.3%	+44
Traffic	9	▲	+350.0%	+7
GRAND TOTAL	1,064	▲	3.1%	+32

2024 Overall GRAND TOTAL		Distribution of Caseload		Change*		Percentage (%) of Caseload		
257 +45 21.2% 	Adult	96	37%	-11.1%	▼	-12	2023	2024
	Juvenile	161	63%	54.8%	▲	+57	50.9%	37.4%
	GRAND TOTAL	257	100%	21.2%	▲	+45	100%	100%

Dispositions by Division & Code

Division	Case Type Description	Code	Summary	Change	% Change	Absolute Change
Adult	Misdemeanor	CM	25	▲	+31.6%	+6
	Show Cause	SC	22	▼	-8.3%	-2
	Civil Support	VS	15	▼	-34.8%	-8
	Other	OT	11	▼	-52.2%	-12
	Family Abuse - Protective Order	FP	7	▲	+40.0%	+2
	Capias	CA	6	▲	+20.0%	+1
	Motion - Protective Order	MP	4	▲	+300.0%	+3
	Remand Support	RS	3	▼	-25.0%	-1
	Felony	CF	2	▼	-33.3%	-1
	Non-Family Abuse Protective Order	AP	1	↔	-	-
	Total		96	▼	-11.1%	-12
Juvenile	Custody Visitation	CV	79	▲	+41.1%	+23
	Misdemeanor	DM	22	▲	+175.0%	+14
	Civil Violation	CI	10	↔	-	-
	Traffic	T	8	▲	+166.7%	+5
	Remand Custody	RC	5	▲	+25.0%	+1
	Remand Visitation	RV	5	▲	+25.0%	+1
	Paternity	PT	4	▲	+100.0%	+2
	Status	ST	4	▲	-	+4
	Foster Care Review	FC	3	▲	+50.0%	+1
	Permanency Planning	PH	3	▲	+50.0%	+1
	Show Cause	SC	3	▲	-	+3
	Emergency Custody Order	EC	2	↔	-	-
	Initial Foster Care	IF	2	▲	-	+2
	Motion - Protective Order	MP	2	▲	-	+2
	Truancy	TR	2	▲	-	+2
	Abuse and Neglect	AN	1	▼	-50.0%	-1
	Capias	CA	1	▲	-	+1
	Entrustment	ET	1	▲	-	+1
	Felony	DF	1	▲	-	+1
	Non-Family Abuse Protective Order	AP	1	▲	-	+1
	Other	OT	1	▲	-	+1
	Temporary Detention Order	TD	1	▼	-50.0%	-1
	Special Immigrant Juvenile Status	SI	0	▼	-100.0%	-1
Terminate Parental Rights	TP	0	▼	-100.0%	-6	
	Total		161	▲	54.8%	+57
	GRAND TOTAL		257	▲	21.2%	+45

Dispositions by Major Case Category**

Category	Summary	Change	% Change	Absolute Change
Adult Criminal	48	▲	+23.1%	+9
Child Dependency	10	▲	-16.7%	-2
Child in Need of Services/Supervision	2	▲	-	+2
Custody and Visitation	83	▲	+43.1%	+25
Delinquency	27	▲	+237.5%	+19
Juvenile Miscellaneous	4	▲	-	+4
New to Workload Study	10	▼	-9.1%	-1
Other	28	▲	-28.2%	-11

* Compared to same time period as previous year
 7/11/2024 12:31:58PM

** Case Type Categories are defined in the 2017 Virginia Judicial Workload Assessment
 Source: SCV-SQL-Information

CPSS - JCMS CASELOAD STATISTICS OF THE JUVENILE & DOMESTIC RELATIONS DISTRICT COURTS
 January 2024 thru June 2024 Dispositions (Compared to January 2023 thru June 2023)

Protective Orders	15	▲	+114.3%	+8
Support	22	▲	-37.1%	-13
Traffic	8	▲	+166.7%	+5
GRAND TOTAL	257	▲	21.2%	+45

2024 Overall GRAND TOTAL		Distribution of Caseload		Change*		Percentage (%) of Caseload			
2,080	+139 7.2%	Adult	958	46%	11.4% ▲	+98	Adult	44.3%	46.1%
2024		Juvenile	1,122	54%	3.8% ▲	+41	Juvenile	55.7%	53.9%
2023		GRAND TOTAL	2,080	100%	7.2% ▲	+139	GRAND TOTAL	100%	100%

Dispositions by Division & Code

Division	Case Type Description	Code	Summary	Change	% Change	Absolute Change	
Adult	Show Cause	SC	232	▲	+26.1%	+48	
	Misdemeanor	CM	199	▲	+17.8%	+30	
	Civil Support	VS	193	▼	-11.1%	-24	
	Other	OT	118	▲	+3.5%	+4	
	Capias	CA	91	▲	+139.5%	+53	
	Family Abuse - Protective Order	FP	57	▼	-19.7%	-14	
	Felony	CF	34	▲	+30.8%	+8	
	Remand Support	RS	16	▼	-42.9%	-12	
	Motion - Protective Order	MP	8	▲	+60.0%	+3	
	Violation of Protective Order	PV	5	▲	+150.0%	+3	
	Non-Family Abuse Protective Order	AP	3	▼	-25.0%	-1	
	Protective Order	PC	2	▲	+100.0%	+1	
	Bond Forfeiture	BF	0	▼	-100.0%	-1	
	Total		958	▲	11.4%	+98	
Juvenile	Custody Visitation	CV	691	▲	+7.8%	+50	
	Misdemeanor	DM	109	▲	+34.6%	+28	
	Traffic	T	71	▲	+102.9%	+36	
	Remand Custody	RC	32	▼	-25.6%	-11	
	Remand Visitation	RV	32	▼	-31.9%	-15	
	Felony	DF	28	▲	+47.4%	+9	
	Status	ST	24	▼	+33.3%	+6	
	Paternity	PT	23	▼	-4.2%	-1	
	Truancy	TR	18	▼	-30.8%	-8	
	Foster Care Review	FC	16	▼	-40.7%	-11	
	Abuse and Neglect	AN	13	▼	-66.7%	-26	
	Motion - Protective Order	MP	11	▲	+83.3%	+5	
	Permanency Planning	PH	9	▼	-25.0%	-3	
	Special Immigrant Juvenile Status	SI	9	▲	+12.5%	+1	
	Initial Foster Care	IF	6	▼	-25.0%	-2	
	Emergency Custody Order	EC	5	▼	-16.7%	-1	
	Temporary Detention Order	TD	5	▼	-54.5%	-6	
	Civil Violation	CI	4	▼	-20.0%	-1	
	Non-Family Abuse Protective Order	AP	4	▼	-60.0%	-6	
	Terminate Parental Rights	TP	4	▲	+100.0%	+2	
	Other	OT	3	▼	-57.1%	-4	
	Family Abuse - Protective Order	FP	2	▲	-	+2	
	Child In Need of Services	CS	1	▼	-50.0%	-1	
	Show Cause	SC	1	▲	-	+1	
	Voluntary Continuing Services and Support Agreem	VA	1	↔	-	-	
	Qualified Residential Treatment	QR	0	▼	-100.0%	-3	
		Total		1,122	▲	3.8%	+41
		GRAND TOTAL		2,080	▲	7.2%	+139

Dispositions by Major Case Category**

Category	Summary	Change	% Change	Absolute Change
Adult Criminal	476	▲	+36.0%	+126
Child Dependency	49	▼	-46.7%	-43
Child in Need of Services/Supervision	19	▼	-32.1%	-9
Custody and Visitation	714	▲	+7.4%	+49

* Compared to same time period as previous year
 7/11/2024 12:31:58PM

** Case Type Categories are defined in the 2017 Virginia Judicial Workload Assessment
 Source: SCV-SQL-Information

CPSS - JCMS CASELOAD STATISTICS OF THE JUVENILE & DOMESTIC RELATIONS DISTRICT COURTS
 January 2024 thru June 2024 Dispositions (Compared to January 2023 thru June 2023)

Frederick

District: 26 FIPS: 069

Delinquency	138	▲	+38.0%	+38
Juvenile Miscellaneous	24	▼	+33.3%	+6
New to Workload Study	13	▼		0
Other	211	▼	-17.6%	-45
Protective Orders	85	▲	-11.5%	-11
Support	280	▲	-2.8%	-8
Traffic	71	▲	+102.9%	+36
GRAND TOTAL	2,080	▲	7.2%	+139

2024 Overall GRAND TOTAL		Distribution of Caseload		Change*		Percentage (%) of Caseload			
818	-126 -13.3%	Adult	388 47%	-12.6%	▼	-56	Adult	47.0%	47.4%
2024		Juvenile	430 53%	-14.0%	▼	-70	Juvenile	53.0%	52.6%
2023		GRAND TOTAL	818 100%	-13.3%	▼	-126	GRAND TOTAL	100%	100%

Dispositions by Division & Code

Division	Case Type Description	Code	Summary	Change	% Change	Absolute Change	
Adult	Misdemeanor	CM	71	▼	-12.3%	-10	
	Show Cause	SC	69	▼	-31.0%	-31	
	Other	OT	66	▲	+26.9%	+14	
	Civil Support	VS	64	▼	-23.8%	-20	
	Family Abuse - Protective Order	FP	40	↔		-	
	Capias	CA	38	▼	-28.3%	-15	
	Felony	CF	31	▲	+72.2%	+13	
	Motion - Protective Order	MP	5	▼	-54.5%	-6	
	Non-Family Abuse Protective Order	AP	2	▼	-33.3%	-1	
	Remand Support	RS	2	↔		-	
		Total		388	▼	-12.6%	-56
Juvenile	Custody Visitation	CV	261	▼	-15.3%	-47	
	Misdemeanor	DM	51	▲	+18.6%	+8	
	Traffic	T	24	▼	-41.5%	-17	
	Status	ST	20	▲		-	
	Permanency Planning	PH	17	▲	+30.8%	+4	
	Non-Family Abuse Protective Order	AP	5	▲	+25.0%	+1	
	Show Cause	SC	5	▼	-16.7%	-1	
	Truancy	TR	5	▲	+150.0%	+3	
	Felony	DF	4	▼	-20.0%	-1	
	Other	OT	4	▲	+100.0%	+2	
	Voluntary Continuing Services and Support Agreen	VA	4	▲	+300.0%	+3	
	Abuse and Neglect	AN	3	▼	-62.5%	-5	
	Capias	CA	3	▲	+200.0%	+2	
	Child In Need of Services	CS	3	↔		-	
	Foster Care Review	FC	3	▼	-82.4%	-14	
	Initial Foster Care	IF	3	▼	-50.0%	-3	
	Remand Custody	RC	3	▲		+3	
	Remand Visitation	RV	3	▲		+3	
	Motion - Protective Order	MP	2	▲	+100.0%	+1	
	Paternity	PT	2	▼	-77.8%	-7	
	Terminate Parental Rights	TP	2	▼	-75.0%	-6	
	Emergency Custody Order	EC	1	▲		+1	
	Family Abuse - Protective Order	FP	1	▲		+1	
	Temporary Detention Order	TD	1	▲		+1	
	Qualified Residential Treatment	QR	0	▼	-100.0%	-2	
		Total		430	▼	-14.0%	-70
	GRAND TOTAL			818	▼	-13.3%	-126

Dispositions by Major Case Category**

Category	Summary	Change	% Change	Absolute Change
Adult Criminal	172	▼	-18.1%	-38
Child Dependency	32	▼	-41.8%	-23
Child in Need of Services/Supervision	8	▲	+60.0%	+3
Custody and Visitation	263	▼	-17.0%	-54
Delinquency	63	▲	+14.5%	+8
Juvenile Miscellaneous	20	▲		0
Other	80	▲	+42.9%	+24

* Compared to same time period as previous year
 7/11/2024 12:31:58PM

** Case Type Categories are defined in the 2017 Virginia Judicial Workload Assessment
 Source: SCV-SQL-Information

Protective Orders	55	▲	-6.8%	-4
Support	101	▼	-19.8%	-25
Traffic	24	▼	-41.5%	-17
<i>GRAND TOTAL</i>	818	▼	-13.3%	-126

* Compared to same time period as previous year
 7/11/2024 12:31:58PM

** Case Type Categories are defined in the 2017 Virginia Judicial Workload Assessment
 Source: SCV-SQL-Information

2024 Overall GRAND TOTAL		Distribution of Caseload		Change*		Percentage (%) of Caseload			
3,381	+213 6.7%	Adult	1,540	46%	12.7% ▲	+174	Adult	43.1%	45.5%
2024		Juvenile	1,841	54%	2.2% ▲	+39	Juvenile	56.9%	54.5%
2023		GRAND TOTAL	3,381	100%	6.7% ▲	+213	GRAND TOTAL	100%	100%

Dispositions by Division & Code

Division	Case Type Description	Code	Summary	Change	% Change	Absolute Change	
Adult	Misdemeanor	CM	368	▲	+38.9%	+103	
	Civil Support	VS	291	▲	+11.1%	+29	
	Show Cause	SC	271	▲	+23.2%	+51	
	Other	OT	187	▲	-11.8%	-25	
	Felony	CF	154	▲	+28.3%	+34	
	Family Abuse - Protective Order	FP	143	▲	+20.2%	+24	
	Capias	CA	83	▼	-17.0%	-17	
	Motion - Protective Order	MP	16	▼	-20.0%	-4	
	Non-Family Abuse Protective Order	AP	10	▲	+400.0%	+8	
	Remand Support	RS	9	▼	-62.5%	-15	
	Violation of Protective Order	PV	7	▼	-53.3%	-8	
	Return of Desposit (Bondsman)	RD	1	▲	-	+1	
	Bond Forfeiture	BF	0	▼	-100.0%	-2	
	Restricted License for Non-Support	SL	0	▼	-100.0%	-4	
	Violation Family Abuse Protective Order	PS	0	▼	-100.0%	-1	
	Total		1,540	▲	12.7%	+174	
Juvenile	Custody Visitation	CV	811	▲	+14.1%	+100	
	Misdemeanor	DM	206	▼	-17.6%	-44	
	Abuse and Neglect	AN	165	▲	+38.7%	+46	
	Traffic	T	153	▼	-18.6%	-35	
	Permanency Planning	PH	70	▲	+20.7%	+12	
	Motion - Protective Order	MP	46	▼	-25.8%	-16	
	Foster Care Review	FC	45	▼	-13.5%	-7	
	Initial Foster Care	IF	41	▲	+70.8%	+17	
	Paternity	PT	37	▲	+85.0%	+17	
	Special Immigrant Juvenile Status	SI	34	▲	+21.4%	+6	
	Show Cause	SC	28	▲	+64.7%	+11	
	Felony	DF	25	▲	+8.7%	+2	
	Remand Custody	RC	22	▼	-60.7%	-34	
	Remand Visitation	RV	22	▼	-60.7%	-34	
	Terminate Parental Rights	TP	20	▲	+5.3%	+1	
	Truancy	TR	19	▼	-34.5%	-10	
	Status	ST	18	▼	-21.7%	-5	
	Entrustment	ET	16	▲	+433.3%	+13	
	Non-Family Abuse Protective Order	AP	15	▲	+275.0%	+11	
	Child In Need of Services	CS	11	▲	+83.3%	+5	
	Voluntary Continuing Services and Support Agree	VA	10	▲	+11.1%	+1	
	Civil Violation	CI	8	▼	-33.3%	-4	
	Capias	CA	5	▲	+66.7%	+2	
	Temporary Detention Order	TD	4	▲	+33.3%	+1	
	Emergency Custody Order	EC	3	↔	-	-	
	Relief of Custody	CR	3	▼	-75.0%	-9	
	Other	OT	2	▲	-	+2	
	Family Abuse - Protective Order	FP	1	▲	-	+1	
	Mental Commitment	MC	1	↔	-	-	
	Qualified Residential Treatment	QR	0	▼	-100.0%	-11	
		Total		1,841	▲	2.2%	+39
		GRAND TOTAL		3,381	▲	6.7%	+213

* Compared to same time period as previous year
 7/11/2024 12:31:58PM

** Case Type Categories are defined in the 2017 Virginia Judicial Workload Assessment
 Source: SCV-SQL-Information

Dispositions by Major Case Category**

Category	Summary	Change	% Change	Absolute Change
Adult Criminal	743	▼	+24.0%	+144
Child Dependency	370	▲	+20.5%	+63
Child in Need of Services/Supervision	39	▲	+2.6%	+1
Custody and Visitation	848	▲	+16.0%	+117
Delinquency	255	▲	-12.1%	-35
Juvenile Miscellaneous	18	▼	-21.7%	-5
New to Workload Study	42	▼	+5.0%	+2
Other	251	▲	-29.3%	-104
Protective Orders	231	▲	+11.6%	+24
Support	431	▼	+10.5%	+41
Traffic	153	▼	-18.6%	-35
GRAND TOTAL	3,381	▲	6.7%	+213

* Compared to same time period as previous year
 7/11/2024 12:31:58PM

** Case Type Categories are defined in the 2017 Virginia Judicial Workload Assessment
 Source: SCV-SQL-Information

2024 Overall GRAND TOTAL		Distribution of Caseload		Change*		Percentage (%) of Caseload		
1,416	-153 -9.8%	Adult	623	44%	-15.4%	▼	-113	
		Juvenile	793	56%	-4.8%	▼	-40	
		GRAND TOTAL	1,416	100%	-9.8%	▼	-153	
								2023
								2024
								46.9%
								44.0%
								53.1%
								56.0%
								GRAND TOTAL
								100%
								100%

Dispositions by Division & Code

Division	Case Type Description	Code	Summary	Change	% Change	Absolute Change	
Adult	Show Cause	SC	136	▼	-6.8%	-10	
	Civil Support	VS	132	▲	+30.7%	+31	
	Misdemeanor	CM	111	▼	-31.9%	-52	
	Other	OT	85	▼	-19.0%	-20	
	Felony	CF	51	▼	-40.0%	-34	
	Family Abuse - Protective Order	FP	42	▼	-19.2%	-10	
	Capias	CA	40	▲	-27.3%	-15	
	Motion - Protective Order	MP	8	▲	+14.3%	+1	
	Remand Support	RS	7	↔	-	-	
	Non-Family Abuse Protective Order	AP	4	▼	-50.0%	-4	
	Emergency Custody Order	EC	3	▲	-	+3	
	Restricted License for Non-Support	SL	2	▼	-33.3%	-1	
	Violation of Protective Order	PV	2	▼	-50.0%	-2	
	Total		623	▼	-15.4%	-113	
Juvenile	Custody Visitation	CV	462	▼	-12.3%	-65	
	Misdemeanor	DM	88	▲	+25.7%	+18	
	Status	ST	35	▲	+59.1%	+13	
	Show Cause	SC	30	▲	-	-	
	Traffic	T	27	▲	+50.0%	+9	
	Truancy	TR	24	▼	-17.2%	-5	
	Permanency Planning	PH	18	▲	+80.0%	+8	
	Child In Need of Services	CS	15	▼	-44.4%	-12	
	Felony	DF	12	▼	-14.3%	-2	
	Abuse and Neglect	AN	10	▼	-16.7%	-2	
	Paternity	PT	10	▲	+11.1%	+1	
	Civil Violation	CI	9	▲	+28.6%	+2	
	Foster Care Review	FC	8	▲	+60.0%	+3	
	Remand Custody	RC	8	▼	-33.3%	-4	
	Remand Visitation	RV	8	▼	-33.3%	-4	
	Special Immigrant Juvenile Status	SI	6	▲	-	+6	
	Non-Family Abuse Protective Order	AP	5	▲	+150.0%	+3	
	Motion - Protective Order	MP	4	▼	-20.0%	-1	
	Relief of Custody	CR	4	▲	-	+4	
	Emergency Custody Order	EC	2	↔	-	-	
	Entrustment	ET	2	▲	+100.0%	+1	
	Initial Foster Care	IF	2	▼	-66.7%	-4	
	Emancipation	EP	1	▲	-	+1	
	Juvenile Support	JS	1	▲	-	+1	
	Other	OT	1	▲	-	+1	
	Temporary Detention Order	TD	1	▼	-87.5%	-7	
	Qualified Residential Treatment	QR	0	▼	-100.0%	-2	
	Restoration of Parental Rights	RR	0	▼	-100.0%	-1	
	Terminate Parental Rights	TP	0	▼	-100.0%	-1	
	Voluntary Continuing Services and Support Agreem	VA	0	▼	-100.0%	-1	
		Total		793	▼	-4.8%	-40
		GRAND TOTAL		1,416	▼	-9.8%	-153

* Compared to same time period as previous year
 7/11/2024 12:31:58PM

** Case Type Categories are defined in the 2017 Virginia Judicial Workload Assessment
 Source: SCV-SQL-Information

Dispositions by Major Case Category**

Category	Summary	Change	% Change	Absolute Change
Adult Criminal	307	▼	-27.3%	-115
Child Dependency	44	▲	+15.8%	+6
Child in Need of Services/Supervision	52	▲	-8.8%	-5
Custody and Visitation	472	▼	-11.9%	-64
Delinquency	117	▼	+3.5%	+4
Juvenile Miscellaneous	36	▲	+63.6%	+14
New to Workload Study	15	▲	+114.3%	+8
Other	115	▲	-21.8%	-32
Protective Orders	63	▲	-14.9%	-11
Support	168	▲	+24.4%	+33
Traffic	27	▲	+50.0%	+9
GRAND TOTAL	1,416	▼	-9.8%	-153

* Compared to same time period as previous year
 7/11/2024 12:31:58PM

** Case Type Categories are defined in the 2017 Virginia Judicial Workload Assessment
 Source: SCV-SQL-Information

2024 Overall GRAND TOTAL		Distribution of Caseload		Change*		Percentage (%) of Caseload		
1,323	-47 -3.4%	Adult	553 42%	-5.3% ▼	-31	Adult	2023 42.6%	2024 41.8%
2024		Juvenile	770 58%	-2.0% ▼	-16	Juvenile	57.4%	58.2%
2023		GRAND TOTAL	1,323 100%	-3.4% ▼	-47	GRAND TOTAL	100%	100%

Dispositions by Division & Code

Division	Case Type Description	Code	Summary	Change	% Change	Absolute Change
Adult	Civil Support	VS	112	▼	-8.2%	-10
	Misdemeanor	CM	106	▲	+17.8%	+16
	Other	OT	93	▲	+24.0%	+18
	Felony	CF	71	↔		-
	Show Cause	SC	70	▼	-32.7%	-34
	Family Abuse - Protective Order	FP	43	▲	+19.4%	+7
	Capias	CA	32	▼	-31.9%	-15
	Remand Support	RS	10	▼	-47.4%	-9
	Motion - Protective Order	MP	7	▼	-36.4%	-4
	Non-Family Abuse Protective Order	AP	5	▲	+66.7%	+2
	Violation of Protective Order	PV	2	▼	-60.0%	-3
	Bond Forfeiture	BF	1	↔		-
	Restricted License for Non-Support	SL	1	▲	-	+1
	Total			553	▼	-5.3%
Juvenile	Custody Visitation	CV	330	▼	-32.2%	-157
	Misdemeanor	DM	115	▲	+117.0%	+62
	Status	ST	64	▲	+611.1%	+55
	Permanency Planning	PH	37	▲	+825.0%	+33
	Remand Custody	RC	29	▼	-19.4%	-7
	Traffic	T	29	↔		-
	Remand Visitation	RV	28	▼	-31.7%	-13
	Truancy	TR	23	▲	+53.3%	+8
	Felony	DF	19	▲	+280.0%	+14
	Paternity	PT	18	▲	+28.6%	+4
	Initial Foster Care	IF	13	▼	-40.9%	-9
	Foster Care Review	FC	12	▲	+9.1%	+1
	Terminate Parental Rights	TP	11	▲	-	+11
	Abuse and Neglect	AN	9	▼	-62.5%	-15
	Child In Need of Services	CS	9	▲	+350.0%	+7
	Non-Family Abuse Protective Order	AP	7	▲	+250.0%	+5
	Show Cause	SC	5	▼	-61.5%	-8
	Temporary Detention Order	TD	4	▲	+100.0%	+2
	Civil Violation	CI	3	▼	-25.0%	-1
	Emergency Custody Order	EC	3	▲	+200.0%	+2
	Motion - Protective Order	MP	1	▼	-83.3%	-5
	Voluntary Continuing Services and Support Agree	VA	1	▼	-50.0%	-1
	Capias	CA	0	▼	-100.0%	-1
	Qualified Residential Treatment	QR	0	▼	-100.0%	-1
	Special Immigrant Juvenile Status	SI	0	▼	-100.0%	-2
	Total			770	▼	-2.0%
GRAND TOTAL			1,323	▼	-3.4%	-47

Dispositions by Major Case Category**

Category	Summary	Change	% Change	Absolute Change
Adult Criminal	257	▼	-9.8%	-28
Child Dependency	83	▲	+29.7%	+19
Child in Need of Services/Supervision	32	▲	+88.2%	+15
Custody and Visitation	348	▼	-30.5%	-153
Delinquency	139	▲	+93.1%	+67

* Compared to same time period as previous year
 7/11/2024 12:31:58PM

** Case Type Categories are defined in the 2017 Virginia Judicial Workload Assessment
 Source: SCV-SQL-Information

CPSS - JCMS CASELOAD STATISTICS OF THE JUVENILE & DOMESTIC RELATIONS DISTRICT COURTS
 January 2024 thru June 2024 Dispositions (Compared to January 2023 thru June 2023)

Juvenile Miscellaneous	64	▲	+611.1%	+55
New to Workload Study	3	▼	-50.0%	-3
Other	167	▲	-4.0%	-7
Protective Orders	63	▲	+8.6%	+5
Support	138	▲	-11.0%	-17
Traffic	29	↔		0
GRAND TOTAL	1,323	▼	-3.4%	-47

2024 Overall GRAND TOTAL		Distribution of Caseload		Change*		Percentage (%) of Caseload		
1,175	-32 -2.7%	Adult	556 47%	7.8% ▲	+40	Adult	42.8%	47.3%
2024		Juvenile	619 53%	-10.4% ▼	-72	Juvenile	57.2%	52.7%
2023		GRAND TOTAL	1,175 100%	-2.7% ▼	-32	GRAND TOTAL	100%	100%

Dispositions by Division & Code

Division	Case Type Description	Code	Summary	Change	% Change	Absolute Change	
Adult	Misdemeanor	CM	126	▲	+5.0%	+6	
	Show Cause	SC	106	▼	+5.0%	+5	
	Other	OT	100	▲	+16.3%	+14	
	Civil Support	VS	87	▲	+11.5%	+9	
	Capias	CA	38	▲	+26.7%	+8	
	Felony	CF	38	▲	+18.8%	+6	
	Family Abuse - Protective Order	FP	26	▼	-33.3%	-13	
	Protective Order	PC	10	▼	-9.1%	-1	
	Violation of Protective Order	PV	9	▲	+80.0%	+4	
	Motion - Protective Order	MP	7	↔		-	
	Remand Support	RS	7	▲	+250.0%	+5	
	Non-Family Abuse Protective Order	AP	2	▼	-50.0%	-2	
	Violation Family Abuse Protective Order	PS	0	▼	-100.0%	-1	
	Total		556	▲	7.8%	+40	
Juvenile	Custody Visitation	CV	305	▼	-14.1%	-50	
	Misdemeanor	DM	104	▲	+57.6%	+38	
	Abuse and Neglect	AN	29	▼	-6.5%	-2	
	Felony	DF	28	▲	+40.0%	+8	
	Status	ST	20	▼	+42.9%	+6	
	Traffic	T	17	▼	-46.9%	-15	
	Foster Care Review	FC	14	▼	-6.7%	-1	
	Permanency Planning	PH	14	▼	-26.3%	-5	
	Paternity	PT	11	▼	-62.1%	-18	
	Truancy	TR	11	▼	-42.1%	-8	
	Special Immigrant Juvenile Status	SI	9	▼	-35.7%	-5	
	Remand Custody	RC	8	▲	+700.0%	+7	
	Remand Visitation	RV	8	▲	+700.0%	+7	
	Terminate Parental Rights	TP	8	▼	-74.2%	-23	
	Initial Foster Care	IF	6	▼	-40.0%	-4	
	Motion - Protective Order	MP	6	▼	-33.3%	-3	
	Temporary Detention Order	TD	5	▼	-28.6%	-2	
	Civil Violation	CI	4	▲	+33.3%	+1	
	Emergency Custody Order	EC	4	↔		-	
	Non-Family Abuse Protective Order	AP	3	▼	-57.1%	-4	
	Other	OT	2	▲	+100.0%	+1	
	Voluntary Continuing Services and Support Agreem	VA	2	▲	+100.0%	+1	
	Show Cause	SC	1	▲	-	+1	
	Entrustment	ET	0	▼	-100.0%	-1	
	Relief of Custody	CR	0	▼	-100.0%	-1	
		Total		619	▼	-10.4%	-72
		GRAND TOTAL		1,175	▼	-2.7%	-32

Dispositions by Major Case Category**

Category	Summary	Change	% Change	Absolute Change
Adult Criminal	301	▲	+11.5%	+31
Child Dependency	73	▼	-33.0%	-36
Child in Need of Services/Supervision	11	▼	-42.1%	-8
Custody and Visitation	316	▼	-17.7%	-68
Delinquency	133	▲	+54.7%	+47

* Compared to same time period as previous year
 7/11/2024 12:31:58PM

** Case Type Categories are defined in the 2017 Virginia Judicial Workload Assessment
 Source: SCV-SQL-Information

Juvenile Miscellaneous	20	▼	+42.9%	+6
New to Workload Study	13	▼	-23.5%	-4
Other	134	▲	+31.4%	+32
Protective Orders	44	▼	-33.3%	-22
Support	113	▼	+4.6%	+5
Traffic	17	▼	-46.9%	-15
GRAND TOTAL	1,175	▼	-2.7%	-32

2024 Overall GRAND TOTAL		Distribution of Caseload			Change*		Percentage (%) of Caseload		
149 -1 -0.7% 	Adult	78	52%	21.9% ▲	+14	Adult	2023: 42.7%	2024: 52.3%	
	Juvenile	71	48%	-17.4% ▼	-15	Juvenile	2023: 57.3%	2024: 47.7%	
GRAND TOTAL		149	100%	-0.7% ▼	-1	GRAND TOTAL	100%	100%	

Dispositions by Division & Code

Division	Case Type Description	Code	Summary	Change	% Change	Absolute Change	
Adult	Misdemeanor	CM	29	▲	+81.3%	+13	
	Felony	CF	14	▲	+250.0%	+10	
	Show Cause	SC	11	▲	+37.5%	+3	
	Civil Support	VS	9	↔		-	
	Other	OT	8	▼	-38.5%	-5	
	Family Abuse - Protective Order	FP	4	▼	-69.2%	-9	
	Bond Forfeiture	BF	1	▲	-	+1	
	Capias	CA	1	↔		-	
	Restricted License for Non-Support	SL	1	▲	-	+1	
	Total			78	▲	21.9%	+14
Juvenile	Custody Visitation	CV	45	▼	-31.8%	-21	
	Misdemeanor	DM	7	▲	+75.0%	+3	
	Abuse and Neglect	AN	6	▲	-	+6	
	Felony	DF	3	▲	-	+3	
	Status	ST	3	▲	-	+3	
	Traffic	T	3	▼	-75.0%	-9	
	Voluntary Continuing Services and Support Agreem	VA	2	▲	+100.0%	+1	
	Foster Care Review	FC	1	↔		-	
	Permanency Planning	PH	1	▲	-	+1	
	Capias	CA	0	▼	-100.0%	-1	
	Qualified Residential Treatment	QR	0	▼	-100.0%	-1	
	Total			71	▼	-17.4%	-15
	GRAND TOTAL			149	▼	-0.7%	-1

Dispositions by Major Case Category**

Category	Summary	Change	% Change	Absolute Change
Adult Criminal	50	▲	+100.0%	+25
Child Dependency	10	▲	+233.3%	+7
Custody and Visitation	45	▼	-31.8%	-21
Delinquency	10	▲	+100.0%	+5
Juvenile Miscellaneous	3	▲	-	+3
Other	8	▼	-38.5%	-5
Protective Orders	4	▼	-69.2%	-9
Support	16	▲	+23.1%	+3
Traffic	3	▼	-75.0%	-9
GRAND TOTAL		149	▼	-0.7%

* Compared to same time period as previous year
 7/11/2024 12:31:58PM

** Case Type Categories are defined in the 2017 Virginia Judicial Workload Assessment
 Source: SCV-SQL-Information

2024 Overall GRAND TOTAL		Distribution of Caseload		Change*		Percentage (%) of Caseload			
854 -159 -15.7% 		Adult	377	44%	-18.9% ▼	-88	Adult	45.9%	44.1%
		Juvenile	477	56%	-13.0% ▼	-71	Juvenile	54.1%	55.9%
		GRAND TOTAL	854	100%	-15.7% ▼	-159	GRAND TOTAL	100%	100%

Dispositions by Division & Code

Division	Case Type Description	Code	Summary	Change	% Change	Absolute Change	
Adult	Misdemeanor	CM	84	▼	-14.3%	-14	
	Other	OT	79	▲	-9.2%	-8	
	Show Cause	SC	65	▲	-5.8%	-4	
	Civil Support	VS	60	▼	-14.3%	-10	
	Family Abuse - Protective Order	FP	36	▼	-25.0%	-12	
	Capias	CA	33	▼	-25.0%	-11	
	Felony	CF	14	▼	-53.3%	-16	
	Non-Family Abuse Protective Order	AP	2	▲	+100.0%	+1	
	Violation of Protective Order	PV	2	▼	-71.4%	-5	
	Remand Support	RS	1	▼	-66.7%	-2	
	Restricted License for Non-Support	SL	1	▲	-	+1	
	Motion - Protective Order	MP	0	▼	-100.0%	-8	
		Total		377	▼	-18.9%	-88
	Juvenile	Custody Visitation	CV	273	▼	-13.6%	-43
Misdemeanor		DM	38	▲	+65.2%	+15	
Abuse and Neglect		AN	31	▲	+82.4%	+14	
Traffic		T	31	▼	-20.5%	-8	
Motion - Protective Order		MP	14	▲	+40.0%	+4	
Permanency Planning		PH	14	▼	-44.0%	-11	
Foster Care Review		FC	12	▼	-7.7%	-1	
Paternity		PT	11	↔	-	-	
Status		ST	11	▼	-45.0%	-9	
Felony		DF	10	▲	+11.1%	+1	
Initial Foster Care		IF	9	▲	+125.0%	+5	
Relief of Custody		CR	4	▲	+33.3%	+1	
Remand Custody		RC	4	▼	-42.9%	-3	
Remand Visitation		RV	4	▼	-42.9%	-3	
Voluntary Continuing Services and Support Agreen		VA	3	▲	+200.0%	+2	
Special Immigrant Juvenile Status		SI	2	▲	-	+2	
Terminate Parental Rights		TP	2	▼	-83.3%	-10	
Emergency Custody Order		EC	1	▲	-	+1	
Other		OT	1	▲	-	+1	
Temporary Detention Order		TD	1	▼	-83.3%	-5	
Truancy		TR	1	↔	-	-	
Child In Need of Services		CS	0	▼	-100.0%	-1	
Civil Violation		CI	0	▼	-100.0%	-8	
Emancipation		EP	0	▼	-100.0%	-1	
Entrustment		ET	0	▼	-100.0%	-3	
Non-Family Abuse Protective Order		AP	0	▼	-100.0%	-3	
Qualified Residential Treatment		QR	0	▼	-100.0%	-6	
Show Cause		SC	0	▼	-100.0%	-2	
		Total		477	▼	-13.0%	-71
GRAND TOTAL			854	▼	-15.7%	-159	

Dispositions by Major Case Category**

Category	Summary	Change	% Change	Absolute Change
Adult Criminal	181	▼	-23.3%	-55
Child Dependency	75	▲	-10.7%	-9
Child in Need of Services/Supervision	1	▼	-50.0%	-1

* Compared to same time period as previous year
 7/11/2024 12:31:58PM

** Case Type Categories are defined in the 2017 Virginia Judicial Workload Assessment
 Source: SCV-SQL-Information

CPSS - JCMS CASELOAD STATISTICS OF THE JUVENILE & DOMESTIC RELATIONS DISTRICT COURTS
 January 2024 thru June 2024 Dispositions (Compared to January 2023 thru June 2023)

Custody and Visitation	284	▼	-13.1%	-43
Delinquency	48	▼	+41.2%	+14
Juvenile Miscellaneous	11	▼	-47.6%	-10
New to Workload Study	2	▲	-75.0%	-6
Other	91	▲	-17.3%	-19
Protective Orders	52	▼	-25.7%	-18
Support	78	▲	-4.9%	-4
Traffic	31	▼	-20.5%	-8
GRAND TOTAL	854	▼	-15.7%	-159

2024 Overall GRAND TOTAL		Distribution of Caseload		Change*		Percentage (%) of Caseload		
379 +5 1.3% 	Adult	155	41%	-0.6%	▼	-1	2023	2024
	Juvenile	224	59%	2.8%	▲	+6	41.7%	40.9%
	GRAND TOTAL	379	100%	1.3%	▲	+5	100%	100%

Dispositions by Division & Code

Division	Case Type Description	Code	Summary	Change	% Change	Absolute Change	
Adult	Misdemeanor	CM	36	▲	+38.5%	+10	
	Other	OT	35	▲	+20.7%	+6	
	Civil Support	VS	29	▼	-12.1%	-4	
	Show Cause	SC	22	▼	-43.6%	-17	
	Family Abuse - Protective Order	FP	11	▼	-21.4%	-3	
	Motion - Protective Order	MP	7	↔		-	
	Felony	CF	6	▲	+100.0%	+3	
	Remand Support	RS	6	▲	+500.0%	+5	
	Capias	CA	2	▲	+100.0%	+1	
	Non-Family Abuse Protective Order	AP	1	▼	-66.7%	-2	
		Total		155	▼	-0.6%	-1
Juvenile	Custody Visitation	CV	125	▲	+22.5%	+23	
	Remand Custody	RC	14	▲	+1,300.0%	+13	
	Remand Visitation	RV	14	▲	+1,300.0%	+13	
	Traffic	T	14	▼	-33.3%	-7	
	Terminate Parental Rights	TP	12	▲	+500.0%	+10	
	Motion - Protective Order	MP	8	▲	+100.0%	+4	
	Abuse and Neglect	AN	7	▼	-61.1%	-11	
	Permanency Planning	PH	6	▲	+50.0%	+2	
	Status	ST	5	▼	-16.7%	-1	
	Foster Care Review	FC	4	▼	-66.7%	-8	
	Felony	DF	3	▼	-50.0%	-3	
	Misdemeanor	DM	3	▼	-76.9%	-10	
	Civil Violation	CI	2	▼	-71.4%	-5	
	Emergency Custody Order	EC	2	▲	-	+2	
	Initial Foster Care	IF	2	▼	-60.0%	-3	
	Entrustment	ET	1	▲	-	+1	
	Paternity	PT	1	▼	-75.0%	-3	
	Temporary Detention Order	TD	1	▼	-66.7%	-2	
	Emancipation	EP	0	▼	-100.0%	-1	
	Non-Family Abuse Protective Order	AP	0	▼	-100.0%	-1	
	Other	OT	0	▼	-100.0%	-1	
	Qualified Residential Treatment	QR	0	▼	-100.0%	-1	
	Show Cause	SC	0	▼	-100.0%	-2	
	Truancy	TR	0	▼	-100.0%	-1	
	Voluntary Continuing Services and Support Agreem	VA	0	▼	-100.0%	-2	
		Total		224	▲	2.8%	+6
	GRAND TOTAL			379	▲	1.3%	+5

Dispositions by Major Case Category**

Category	Summary	Change	% Change	Absolute Change
Adult Criminal	58	▲	+3.6%	+2
Child Dependency	32	▲	-27.3%	-12
Child in Need of Services/Supervision	0	▼	-100.0%	-1
Custody and Visitation	126	▼	+18.9%	+20
Delinquency	6	▼	-71.4%	-15
Juvenile Miscellaneous	5	▼	-28.6%	-2
New to Workload Study	2	▼	-71.4%	-5

* Compared to same time period as previous year
 7/11/2024 12:31:58PM

** Case Type Categories are defined in the 2017 Virginia Judicial Workload Assessment
 Source: SCV-SQL-Information

CPSS - JCMS CASELOAD STATISTICS OF THE JUVENILE & DOMESTIC RELATIONS DISTRICT COURTS
 January 2024 thru June 2024 Dispositions (Compared to January 2023 thru June 2023)

Floyd

District: 27 FIPS: 063

Other	72	▲	+100.0%	+36
Protective Orders	27	▼	-6.9%	-2
Support	37	▼	-19.6%	-9
Traffic	14	▼	-33.3%	-7
GRAND TOTAL	379	▲	1.3%	+5

2024 Overall GRAND TOTAL		Distribution of Caseload		Change*		Percentage (%) of Caseload			
376	-48 -11.3%	Adult	166 44%	-16.6%	▼	-33	Adult	46.9%	44.1%
2024		Juvenile	210 56%	-6.7%	▼	-15	Juvenile	53.1%	55.9%
2023		GRAND TOTAL	376 100%	-11.3%	▼	-48	GRAND TOTAL	100%	100%

Dispositions by Division & Code

Division	Case Type Description	Code	Summary	Change	% Change	Absolute Change
Adult	Misdemeanor	CM	47	▼	-9.6%	-5
	Other	OT	33	▲	-17.5%	-7
	Civil Support	VS	31	▲	+82.4%	+14
	Felony	CF	20	▲	+17.6%	+3
	Capias	CA	11	▼	-38.9%	-7
	Show Cause	SC	10	▼	-66.7%	-20
	Family Abuse - Protective Order	FP	6	▼	-57.1%	-8
	Violation of Protective Order	PV	4	▲	+33.3%	+1
	Emergency Custody Order	EC	2	▲	-	+2
	Motion - Protective Order	MP	2	▼	-75.0%	-6
	Total		166	▼	-16.6%	-33
Juvenile	Custody Visitation	CV	91	▼	-24.2%	-29
	Permanency Planning	PH	22	▲	+83.3%	+10
	Abuse and Neglect	AN	19	▲	+90.0%	+9
	Terminate Parental Rights	TP	17	▲	+70.0%	+7
	Misdemeanor	DM	12	↔	-	-
	Traffic	T	11	▼	-35.3%	-6
	Motion - Protective Order	MP	9	▼	-10.0%	-1
	Initial Foster Care	IF	6	▼	-14.3%	-1
	Foster Care Review	FC	5	▼	-64.3%	-9
	Voluntary Continuing Services and Support Agree	VA	4	▲	+300.0%	+3
	Child In Need of Services	CS	3	▲	+200.0%	+2
	Non-Family Abuse Protective Order	AP	2	▲	-	+2
	Paternity	PT	2	▲	-	+2
	Temporary Detention Order	TD	2	▲	+100.0%	+1
	Civil Violation	CI	1	▲	-	+1
	Emergency Custody Order	EC	1	▲	-	+1
	Felony	DF	1	▲	-	+1
	Relief of Custody	CR	1	↔	-	-
	Special Immigrant Juvenile Status	SI	1	▲	-	+1
	Emancipation	EP	0	▼	-100.0%	-1
	Qualified Residential Treatment	QR	0	▼	-100.0%	-2
	Show Cause	SC	0	▼	-100.0%	-2
	Status	ST	0	▼	-100.0%	-2
	Truancy	TR	0	▼	-100.0%	-2
	Total		210	▼	-6.7%	-15
GRAND TOTAL			376	▼	-11.3%	-48

Dispositions by Major Case Category**

Category	Summary	Change	% Change	Absolute Change
Adult Criminal	85	▼	-15.8%	-16
Child Dependency	74	▲	+29.8%	+17
Child in Need of Services/Supervision	3	▲	-	0
Custody and Visitation	93	▲	-22.5%	-27
Delinquency	13	▲	-7.1%	-1
Juvenile Miscellaneous	0	▼	-100.0%	-3
New to Workload Study	2	▲	-	+2
Other	38	▲	-7.3%	-3

* Compared to same time period as previous year
 7/11/2024 12:31:58PM

** Case Type Categories are defined in the 2017 Virginia Judicial Workload Assessment
 Source: SCV-SQL-Information

CPSS - JCMS CASELOAD STATISTICS OF THE JUVENILE & DOMESTIC RELATIONS DISTRICT COURTS
 January 2024 thru June 2024 Dispositions (Compared to January 2023 thru June 2023)

Protective Orders	19	▲	-40.6%	-13
Support	38	▲	+5.6%	+2
Traffic	11	▼	-35.3%	-6
GRAND TOTAL	376	▼	-11.3%	-48

2024 Overall GRAND TOTAL		Distribution of Caseload		Change*		Percentage (%) of Caseload			
718 +103 16.7% 	2024 2023	Adult	257	36%	1.2% ▲	+3	Adult	41.3%	35.8%
		Juvenile	461	64%	27.7% ▲	+100	Juvenile	58.7%	64.2%
GRAND TOTAL		718	100%	16.7% ▲	+103	GRAND TOTAL	100%	100%	

Dispositions by Division & Code

Division	Case Type Description	Code	Summary	Change	% Change	Absolute Change	
Adult	Show Cause	SC	75	▲	+188.5%	+49	
	Civil Support	VS	51	▲	+24.4%	+10	
	Other	OT	39	▲	+11.4%	+4	
	Misdemeanor	CM	35	▼	-51.4%	-37	
	Family Abuse - Protective Order	FP	24	▼	-11.1%	-3	
	Capias	CA	14	▲	+27.3%	+3	
	Felony	CF	5	▼	-61.5%	-8	
	Violation of Protective Order	PV	5	▼	-54.5%	-6	
	Motion - Protective Order	MP	4	▼	-66.7%	-8	
	Remand Support	RS	3	▼	-25.0%	-1	
	Non-Family Abuse Protective Order	AP	2	▲	+100.0%	+1	
	Violation Family Abuse Protective Order	PS	0	▼	-100.0%	-1	
	Total			257	▲	1.2%	+3
Juvenile	Custody Visitation	CV	318	▲	+34.7%	+82	
	Motion - Protective Order	MP	21	▲	+2,000.0%	+20	
	Misdemeanor	DM	18	▲	+157.1%	+11	
	Felony	DF	12	▼	-14.3%	-2	
	Traffic	T	11	▼	-45.0%	-9	
	Permanency Planning	PH	10	▲	+11.1%	+1	
	Remand Custody	RC	10	▲	+25.0%	+2	
	Remand Visitation	RV	10	▲	+11.1%	+1	
	Abuse and Neglect	AN	9	▲	+80.0%	+4	
	Terminate Parental Rights	TP	6	▲	+100.0%	+3	
	Foster Care Review	FC	5	▼	-61.5%	-8	
	Temporary Detention Order	TD	5	▲	+150.0%	+3	
	Non-Family Abuse Protective Order	AP	4	▲	+300.0%	+3	
	Paternity	PT	4	▼	-71.4%	-10	
	Child In Need of Services	CS	3	▲	+200.0%	+2	
	Initial Foster Care	IF	3	▼	-57.1%	-4	
	Other	OT	3	▲	-	+3	
	Relief of Custody	CR	3	▲	-	+3	
	Truancy	TR	3	▲	+50.0%	+1	
	Entrustment	ET	2	▲	+100.0%	+1	
	Voluntary Continuing Services and Support Agreen	VA	1	↔	-	-	
	Emergency Custody Order	EC	0	▼	-100.0%	-1	
	Qualified Residential Treatment	QR	0	▼	-100.0%	-3	
	Show Cause	SC	0	▼	-100.0%	-1	
	Status	ST	0	▼	-100.0%	-2	
	Total			461	▲	27.7%	+100
	GRAND TOTAL			718	▲	16.7%	+103

Dispositions by Major Case Category**

Category	Summary	Change	% Change	Absolute Change
Adult Criminal	105	▼	-14.6%	-18
Child Dependency	39	▲	-7.1%	-3
Child in Need of Services/Supervision	6	▲	+100.0%	+3
Custody and Visitation	322	▼	+28.8%	+72
Delinquency	30	▲	+36.4%	+8

* Compared to same time period as previous year
 7/11/2024 12:31:58PM

** Case Type Categories are defined in the 2017 Virginia Judicial Workload Assessment
 Source: SCV-SQL-Information

CPSS - JCMS CASELOAD STATISTICS OF THE JUVENILE & DOMESTIC RELATIONS DISTRICT COURTS
 January 2024 thru June 2024 Dispositions (Compared to January 2023 thru June 2023)

Juvenile Miscellaneous	1	▲	-50.0%	-1
Other	69	▲	+16.9%	+10
Protective Orders	55	▲	+31.0%	+13
Support	80	▲	+53.8%	+28
Traffic	11	▼	-45.0%	-9
GRAND TOTAL	718	▲	16.7%	+103

2024 Overall GRAND TOTAL		Distribution of Caseload		Change*		Percentage (%) of Caseload		
470 	+2 0.4%	Adult	213 45%	-4.1% ▼	-9	Adult	47.4%	45.3%
		Juvenile	257 55%	4.5% ▲	+11	Juvenile	52.6%	54.7%
		GRAND TOTAL	470 100%	0.4% ▲	+2	GRAND TOTAL	100%	100%

Dispositions by Division & Code

Division	Case Type Description	Code	Summary	Change	% Change	Absolute Change
Adult	Show Cause	SC	43	▲	+104.8%	+22
	Civil Support	VS	40	▲	+60.0%	+15
	Other	OT	38	▲	+322.2%	+29
	Misdemeanor	CM	36	▼	-50.7%	-37
	Capias	CA	20	▲	+42.9%	+6
	Felony	CF	19	▲	+72.7%	+8
	Family Abuse - Protective Order	FP	11	▼	-81.4%	-48
	Motion - Protective Order	MP	2	▼	-50.0%	-2
	Remand Support	RS	2	▲	+100.0%	+1
	Bond Forfeiture	BF	1	▲	-	+1
	Violation Family Abuse Protective Order	PS	1	▲	-	+1
	Non-Family Abuse Protective Order	AP	0	▼	-100.0%	-3
	Protective Order	PC	0	▼	-100.0%	-1
	Violation of Protective Order	PV	0	▼	-100.0%	-1
	Total		213	▼	-4.1%	-9
Juvenile	Custody Visitation	CV	176	▲	+31.3%	+42
	Misdemeanor	DM	19	▼	-26.9%	-7
	Initial Foster Care	IF	11	▲	+83.3%	+5
	Foster Care Review	FC	9	▲	+80.0%	+4
	Abuse and Neglect	AN	7	▼	-41.7%	-5
	Permanency Planning	PH	7	▼	-22.2%	-2
	Felony	DF	6	▼	-14.3%	-1
	Traffic	T	5	▼	-66.7%	-10
	Civil Violation	CI	3	▲	+50.0%	+1
	Terminate Parental Rights	TP	3	▼	-80.0%	-12
	Non-Family Abuse Protective Order	AP	2	▲	-	+2
	Paternity	PT	2	▼	-50.0%	-2
	Status	ST	2	▼	-33.3%	-1
	Child In Need of Services	CS	1	▼	-50.0%	-1
	Family Abuse - Protective Order	FP	1	▲	-	+1
	Motion - Protective Order	MP	1	▲	-	+1
	Remand Visitation	RV	1	▲	-	+1
	Temporary Detention Order	TD	1	↔	-	-
	Emergency Custody Order	EC	0	▼	-100.0%	-1
	Relief of Custody	CR	0	▼	-100.0%	-1
	Remand Custody	RC	0	▼	-100.0%	-3
	Total		257	▲	4.5%	+11
GRAND TOTAL			470	▲	0.4%	+2

Dispositions by Major Case Category**

Category	Summary	Change	% Change	Absolute Change
Adult Criminal	102	▲	-8.9%	-10
Child Dependency	37	▼	-22.9%	-11
Child in Need of Services/Supervision	1	▼	-50.0%	-1
Custody and Visitation	178	▼	+29.0%	+40
Delinquency	25	▼	-24.2%	-8
Juvenile Miscellaneous	2	▼	-33.3%	-1
New to Workload Study	3	▲	+50.0%	+1

* Compared to same time period as previous year
 7/11/2024 12:31:58PM

** Case Type Categories are defined in the 2017 Virginia Judicial Workload Assessment
 Source: SCV-SQL-Information

CPSS - JCMS CASELOAD STATISTICS OF THE JUVENILE & DOMESTIC RELATIONS DISTRICT COURTS
 January 2024 thru June 2024 Dispositions (Compared to January 2023 thru June 2023)

Other	42	▲	+180.0%	+27
Protective Orders	17	▲	-74.2%	-49
Support	58	▲	+70.6%	+24
Traffic	5	▼	-66.7%	-10
GRAND TOTAL	470	▲	0.4%	+2

2024 Overall GRAND TOTAL		Distribution of Caseload			Change*		Percentage (%) of Caseload		
1,870 +251 15.5% 	2024 2023	Adult	1,019	54%	12.7% ▲	+115	Adult	55.8%	54.5%
		Juvenile	851	46%	19.0% ▲	+136	Juvenile	44.2%	45.5%
GRAND TOTAL		1,870	100%	15.5% ▲	+251	GRAND TOTAL	100%	100%	

Dispositions by Division & Code

Division	Case Type Description	Code	Summary	Change	% Change	Absolute Change	
Adult	Misdemeanor	CM	269	▲	+14.0%	+33	
	Other	OT	193	▲	+20.6%	+33	
	Show Cause	SC	189	▲	+12.5%	+21	
	Civil Support	VS	159	▲	+12.8%	+18	
	Family Abuse - Protective Order	FP	70	▼	-5.4%	-4	
	Felony	CF	70	▼	-5.4%	-4	
	Capias	CA	35	▲	+34.6%	+9	
	Motion - Protective Order	MP	12	▲	+9.1%	+1	
	Non-Family Abuse Protective Order	AP	10	▲	+400.0%	+8	
	Remand Support	RS	10	▲	+66.7%	+4	
	Violation of Protective Order	PV	2	↔		-	
	Restricted License for Non-Support	SL	0	▼	-100.0%	-4	
	Total			1,019	▲	12.7%	+115
Juvenile	Custody Visitation	CV	452	▲	+8.4%	+35	
	Misdemeanor	DM	107	▲	+67.2%	+43	
	Felony	DF	47	▲	+51.6%	+16	
	Traffic	T	39	▲	+18.2%	+6	
	Remand Custody	RC	33	▲	+83.3%	+15	
	Abuse and Neglect	AN	30	▲	+114.3%	+16	
	Motion - Protective Order	MP	22	▲	+37.5%	+6	
	Show Cause	SC	19	▲	+216.7%	+13	
	Truancy	TR	12	↔		-	
	Non-Family Abuse Protective Order	AP	11	▲	+57.1%	+4	
	Civil Violation	CI	8	▲	+100.0%	+4	
	Status	ST	8	▲	+33.3%	+2	
	Temporary Detention Order	TD	8	▼	-52.9%	-9	
	Initial Foster Care	IF	7	↔		-	
	Remand Visitation	RV	7	▲	+40.0%	+2	
	Child In Need of Services	CS	6	▲	+100.0%	+3	
	Relief of Custody	CR	6	▲	+50.0%	+2	
	Paternity	PT	5	▲	+66.7%	+2	
	Permanency Planning	PH	5	▼	-37.5%	-3	
	Foster Care Review	FC	4	▼	-20.0%	-1	
	Other	OT	4	↔		-	
	Emergency Custody Order	EC	3	▼	-66.7%	-6	
	Special Immigrant Juvenile Status	SI	3	▲	+200.0%	+2	
	Voluntary Continuing Services and Support Agree	VA	3	▲	+50.0%	+1	
	Terminate Parental Rights	TP	2	▼	-87.5%	-14	
	Emancipation	EP	0	▼	-100.0%	-1	
	Mental Commitment	MC	0	▼	-100.0%	-2	
	Total			851	▲	19.0%	+136
	GRAND TOTAL			1,870	▲	15.5%	+251




Dispositions by Major Case Category**

Category	Summary	Change	% Change	Absolute Change
Adult Criminal	516	▲	+20.6%	+88
Child Dependency	57	▲	+1.8%	+1
Child in Need of Services/Supervision	18	▲	+20.0%	+3
Custody and Visitation	457	▲	+8.8%	+37

* Compared to same time period as previous year
 7/11/2024 12:31:58PM

** Case Type Categories are defined in the 2017 Virginia Judicial Workload Assessment
 Source: SCV-SQL-Information

Delinquency	173	▲	+71.3%	+72
Juvenile Miscellaneous	8	▼	+14.3%	+1
New to Workload Study	11	▲	+120.0%	+6
Other	258	▲	+16.7%	+37
Protective Orders	125	▲	+13.6%	+15
Support	208	▼	-6.7%	-15
Traffic	39	▲	+18.2%	+6
GRAND TOTAL	1,870	▲	15.5%	+251

2024 Overall GRAND TOTAL		Distribution of Caseload			Change*		Percentage (%) of Caseload			
1,251	-105 -7.7%	Adult	661	53%	-5.3%	▼	-37	Adult	51.5%	52.8%
2024 		Juvenile	590	47%	-10.3%	▼	-68	Juvenile	48.5%	47.2%
2023 		GRAND TOTAL	1,251	100%	-7.7%	▼	-105	GRAND TOTAL	100%	100%

Dispositions by Division & Code

Division	Case Type Description	Code	Summary	Change	% Change	Absolute Change	
Adult	Misdemeanor	CM	134	▼	-5.6%	-8	
	Civil Support	VS	132	▲	+37.5%	+36	
	Other	OT	128	▲	-3.0%	-4	
	Show Cause	SC	120	▼	-20.5%	-31	
	Family Abuse - Protective Order	FP	57	↔		-	
	Felony	CF	35	▼	-20.5%	-9	
	Capias	CA	32	▼	-27.3%	-12	
	Violation of Protective Order	PV	12	▼	-29.4%	-5	
	Motion - Protective Order	MP	8	▼	-27.3%	-3	
	Non-Family Abuse Protective Order	AP	2	▲	+100.0%	+1	
	Criminal Support	CS	1	▲	-	+1	
	Remand Support	RS	0	▼	-100.0%	-3	
		Total		661	▼	-5.3%	-37
Juvenile	Custody Visitation	CV	379	▼	-0.3%	-1	
	Misdemeanor	DM	62	▼	-7.5%	-5	
	Traffic	T	26	▲	+73.3%	+11	
	Truancy	TR	16	▲	+6.7%	+1	
	Motion - Protective Order	MP	12	▼	-7.7%	-1	
	Permanency Planning	PH	11	▼	-45.0%	-9	
	Abuse and Neglect	AN	10	▼	-33.3%	-5	
	Initial Foster Care	IF	10	▼	-9.1%	-1	
	Child at Risk	RI	9	▼	-40.0%	-6	
	Felony	DF	9	▼	-57.1%	-12	
	Foster Care Review	FC	8	▼	-57.9%	-11	
	Non-Family Abuse Protective Order	AP	8	▼	-27.3%	-3	
	Voluntary Continuing Services and Support Agree	VA	8	▲	+700.0%	+7	
	Paternity	PT	4	▼	-33.3%	-2	
	Temporary Detention Order	TD	4	▼	-55.6%	-5	
	Terminate Parental Rights	TP	4	▼	-33.3%	-2	
	Child In Need of Services	CS	2	▼	-60.0%	-3	
	Emergency Custody Order	EC	2	▼	-33.3%	-1	
	Capias	CA	1	▲	-	+1	
	Civil Violation	CI	1	↔		-	
	Family Abuse - Protective Order	FP	1	▼	-50.0%	-1	
	Other	OT	1	▼	-66.7%	-2	
	Relief of Custody	CR	1	▼	-75.0%	-3	
	Status	ST	1	▲		-	
	Emancipation	EP	0	▼	-100.0%	-2	
	Entrustment	ET	0	▼	-100.0%	-2	
	Mental Commitment	MC	0	▼	-100.0%	-1	
	Qualified Residential Treatment	QR	0	▼	-100.0%	-3	
	Remand Custody	RC	0	▼	-100.0%	-3	
	Remand Visitation	RV	0	▼	-100.0%	-3	
	Show Cause	SC	0	▼	-100.0%	-1	
		Total		590	▼	-10.3%	-68
	GRAND TOTAL			1,251	▼	-7.7%	-105

Dispositions by Major Case Category**

Category	Summary	Change	% Change	Absolute Change
Adult Criminal	290	▼	-16.7%	-58
Child Dependency	61	▲	-36.5%	-35
Child in Need of Services/Supervision	18	▼	-10.0%	-2
Custody and Visitation	383	▼	-0.8%	-3
Delinquency	72	▲	-19.1%	-17
Juvenile Miscellaneous	1	▲	-66.7%	-2
New to Workload Study	1	↔		0
Other	135	▲	-14.0%	-22
Protective Orders	88	▼	-7.4%	-7
Support	176	▲	+20.5%	+30
Traffic	26	▲	+73.3%	+11
GRAND TOTAL	1,251	▼	-7.7%	-105

* Compared to same time period as previous year
 7/11/2024 12:31:58PM

** Case Type Categories are defined in the 2017 Virginia Judicial Workload Assessment
 Source: SCV-SQL-Information

2024 Overall GRAND TOTAL		Distribution of Caseload		Change*		Percentage (%) of Caseload			
502 -72 -12.5% 		Adult	229	46%	-4.2% ▼	-10	Adult	41.6%	45.6%
		Juvenile	273	54%	-18.5% ▼	-62	Juvenile	58.4%	54.4%
		GRAND TOTAL	502	100%	-12.5% ▼	-72	GRAND TOTAL	100%	100%

Dispositions by Division & Code

Division	Case Type Description	Code	Summary	Change	% Change	Absolute Change	
Adult	Misdemeanor	CM	59	▼	-10.6%	-7	
	Other	OT	54	▲	+42.1%	+16	
	Civil Support	VS	40	▼	-18.4%	-9	
	Show Cause	SC	33	▼	-15.4%	-6	
	Family Abuse - Protective Order	FP	17	▼	-5.6%	-1	
	Felony	CF	12	↔		-	
	Capias	CA	6	↔		-	
	Motion - Protective Order	MP	3	↔		-	
	Remand Support	RS	2	▲	+100.0%	+1	
	Bond Forfeiture	BF	1	▲	-	+1	
	Restricted License for Non-Support	SL	1	▲	-	+1	
	Violation of Protective Order	PV	1	▼	-80.0%	-4	
	Non-Family Abuse Protective Order	AP	0	▼	-100.0%	-2	
		Total		229	▼	-4.2%	-10
Juvenile	Custody Visitation	CV	176	▼	-18.5%	-40	
	Abuse and Neglect	AN	14	▲	+27.3%	+3	
	Misdemeanor	DM	14	▼	-50.0%	-14	
	Truancy	TR	8	▲	+60.0%	+3	
	Foster Care Review	FC	7	▼	-22.2%	-2	
	Temporary Detention Order	TD	7	▲	+75.0%	+3	
	Felony	DF	6	▲	+100.0%	+3	
	Initial Foster Care	IF	6	▲	+100.0%	+3	
	Traffic	T	6	▲	+100.0%	+3	
	Remand Custody	RC	5	▼	-37.5%	-3	
	Civil Violation	CI	4	▼	-33.3%	-2	
	Motion - Protective Order	MP	4	▼	-60.0%	-6	
	Emergency Custody Order	EC	3	▲	-	+3	
	Paternity	PT	2	▼	-60.0%	-3	
	Permanency Planning	PH	2	▼	-50.0%	-2	
	Relief of Custody	CR	2	▲	+100.0%	+1	
	Terminate Parental Rights	TP	2	▼	-33.3%	-1	
	Entrustment	ET	1	▲	-	+1	
	Non-Family Abuse Protective Order	AP	1	▼	-50.0%	-1	
	Remand Visitation	RV	1	▼	-87.5%	-7	
	Show Cause	SC	1	▲	-	+1	
	Voluntary Continuing Services and Support Agree	VA	1	↔		-	
	Child In Need of Services	CS	0	▼	-100.0%	-3	
	Special Immigrant Juvenile Status	SI	0	▼	-100.0%	-1	
	Status	ST	0	▼	-100.0%	-1	
		Total		273	▼	-18.5%	-62
		GRAND TOTAL		502	▼	-12.5%	-72

Dispositions by Major Case Category**

Category	Summary	Change	% Change	Absolute Change
Adult Criminal	102	▲	-6.4%	-7
Child Dependency	35	▲	+9.4%	+3
Child in Need of Services/Supervision	8	▼		0
Custody and Visitation	178	▼	-19.5%	-43
Delinquency	21	▲	-32.3%	-10

* Compared to same time period as previous year
 7/11/2024 12:31:58PM

** Case Type Categories are defined in the 2017 Virginia Judicial Workload Assessment
 Source: SCV-SQL-Information

CPSS - JCMS CASELOAD STATISTICS OF THE JUVENILE & DOMESTIC RELATIONS DISTRICT COURTS
 January 2024 thru June 2024 Dispositions (Compared to January 2023 thru June 2023)

Juvenile Miscellaneous	0	▼	-100.0%	-1
New to Workload Study	4	▼	-42.9%	-3
Other	72	▲	+22.0%	+13
Protective Orders	25	▼	-28.6%	-10
Support	51	▲	-25.0%	-17
Traffic	6	▲	+100.0%	+3
GRAND TOTAL	502	▼	-12.5%	-72

2024 Overall GRAND TOTAL		Distribution of Caseload		Change*		Percentage (%) of Caseload			
1,148 	+78	Adult	556	48%	10.5% ▲	+53	Adult	47.0%	48.4%
	7.3%	Juvenile	592	52%	4.4% ▲	+25	Juvenile	53.0%	51.6%
		GRAND TOTAL	1,148	100%	7.3% ▲	+78	GRAND TOTAL	100%	100%

Dispositions by Division & Code

Division	Case Type Description	Code	Summary	Change	% Change	Absolute Change
Adult	Other	OT	135	▲	+43.6%	+41
	Misdemeanor	CM	115	▲	+2.7%	+3
	Civil Support	VS	89	↔		-
	Show Cause	SC	80	▼	-27.9%	-31
	Felony	CF	54	▲	+42.1%	+16
	Family Abuse - Protective Order	FP	46	▲	+58.6%	+17
	Capias	CA	13	▼	-18.8%	-3
	Violation of Protective Order	PV	10	▲	+66.7%	+4
	Motion - Protective Order	MP	8	▲	+14.3%	+1
	Remand Support	RS	4	▲	-	+4
	Non-Family Abuse Protective Order	AP	2	▲	+100.0%	+1
Total			556	▲	10.5%	+53
Juvenile	Custody Visitation	CV	366	▲	+14.0%	+45
	Misdemeanor	DM	45	▼	-13.5%	-7
	Abuse and Neglect	AN	36	▲	+50.0%	+12
	Status	ST	26	▼	-16.1%	-5
	Foster Care Review	FC	22	▲	+29.4%	+5
	Traffic	T	21	▼	-43.2%	-16
	Permanency Planning	PH	15	▲	+114.3%	+8
	Paternity	PT	10	▲	+42.9%	+3
	Motion - Protective Order	MP	9	▲	+800.0%	+8
	Remand Custody	RC	8	▲	+166.7%	+5
	Initial Foster Care	IF	6	▼	-50.0%	-6
	Truancy	TR	5	▼	-58.3%	-7
	Temporary Detention Order	TD	4	▼	-20.0%	-1
	Terminate Parental Rights	TP	4	▼	-42.9%	-3
	Felony	DF	3	▼	-40.0%	-2
	Child In Need of Services	CS	2	▼	-33.3%	-1
	Emergency Custody Order	EC	2	▼	-33.3%	-1
	Non-Family Abuse Protective Order	AP	2	▲	+100.0%	+1
	Relief of Custody	CR	2	▲	-	+2
	Show Cause	SC	2	▲	+100.0%	+1
	Other	OT	1	↔		-
	Voluntary Continuing Services and Support Agreen	VA	1	▲	-	+1
	Child at Risk	RI	0	▼	-100.0%	-8
	Emancipation	EP	0	▼	-100.0%	-1
	Entrustment	ET	0	▼	-100.0%	-3
	Mental Commitment	MC	0	▼	-100.0%	-4
	Qualified Residential Treatment	QR	0	▼	-100.0%	-1
	Total			592	▲	4.4%
GRAND TOTAL			1,148	▲	7.3%	+78

Dispositions by Major Case Category**

Category	Summary	Change	% Change	Absolute Change
Adult Criminal	239	▲		0
Child Dependency	86	▲	+8.9%	+7
Child in Need of Services/Supervision	8	▼	-50.0%	-8
Custody and Visitation	376	▲	+14.6%	+48
Delinquency	49	▲	-14.0%	-8

* Compared to same time period as previous year
 7/11/2024 12:31:58PM

** Case Type Categories are defined in the 2017 Virginia Judicial Workload Assessment
 Source: SCV-SQL-Information

CPSS - JCMS CASELOAD STATISTICS OF THE JUVENILE & DOMESTIC RELATIONS DISTRICT COURTS
 January 2024 thru June 2024 Dispositions (Compared to January 2023 thru June 2023)

Juvenile Miscellaneous	26	▼	-18.8%	-6
Other	154	▲	+40.0%	+44
Protective Orders	67	▲	+71.8%	+28
Support	122	▼	-8.3%	-11
Traffic	21	▼	-43.2%	-16
GRAND TOTAL	1,148	▲	7.3%	+78

2024 Overall GRAND TOTAL		Distribution of Caseload		Change*		Percentage (%) of Caseload			
1,026	+153 17.5%	Adult	529	52%	19.4% ▲	+86	Adult	50.7%	51.6%
2024		Juvenile	497	48%	15.6% ▲	+67	Juvenile	49.3%	48.4%
		GRAND TOTAL	1,026	100%	17.5% ▲	+153	GRAND TOTAL	100%	100%

Dispositions by Division & Code

Division	Case Type Description	Code	Summary	Change	% Change	Absolute Change
Adult	Misdemeanor	CM	175	▲	+57.7%	+64
	Other	OT	89	▼	-16.0%	-17
	Show Cause	SC	66	▲	+29.4%	+15
	Capias	CA	53	▲	+26.2%	+11
	Civil Support	VS	51	▲	+4.1%	+2
	Felony	CF	40	▼	-23.1%	-12
	Family Abuse - Protective Order	FP	31	▲	+29.2%	+7
	Remand Support	RS	12	▲	+100.0%	+6
	Violation of Protective Order	PV	4	▲	+300.0%	+3
	Motion - Protective Order	MP	3	▲	+200.0%	+2
	Non-Family Abuse Protective Order	AP	2	▲	-	+2
	Protective Order	PC	1	▲	-	+1
	Restricted License for Non-Support	SL	1	▲	-	+1
	Violation Family Abuse Protective Order	PS	1	▲	-	+1
	Total		529	▲	19.4%	+86
Juvenile	Custody Visitation	CV	215	▼	-6.5%	-15
	Status	ST	62	▲	+77.1%	+27
	Misdemeanor	DM	35	▲	+218.2%	+24
	Foster Care Review	FC	29	▲	+7.4%	+2
	Remand Custody	RC	26	▲	+271.4%	+19
	Remand Visitation	RV	26	▲	+271.4%	+19
	Permanency Planning	PH	22	▼	-24.1%	-7
	Traffic	T	19	↔	-	-
	Abuse and Neglect	AN	14	▲	+55.6%	+5
	Felony	DF	11	▲	+22.2%	+2
	Initial Foster Care	IF	11	▲	+22.2%	+2
	Paternity	PT	6	▼	-50.0%	-6
	Truancy	TR	6	▲	+200.0%	+4
	Voluntary Continuing Services and Support Agreem	VA	5	↔	-	-
	Terminate Parental Rights	TP	4	▼	-50.0%	-4
	Civil Violation	CI	2	▲	-	+2
	Non-Family Abuse Protective Order	AP	2	▲	+100.0%	+1
	Child In Need of Services	CS	1	↔	-	-
	Entrustment	ET	1	▲	-	+1
	Family Abuse - Protective Order	FP	0	▼	-100.0%	-5
	Other	OT	0	▼	-100.0%	-2
	Qualified Residential Treatment	QR	0	▼	-100.0%	-2
		Total		497	▲	15.6%
	GRAND TOTAL		1,026	▲	17.5%	+153

Dispositions by Major Case Category**

Category	Summary	Change	% Change	Absolute Change
Adult Criminal	316	▲	+26.4%	+66
Child Dependency	86	▲	-3.4%	-3
Child in Need of Services/Supervision	7	▲	+133.3%	+4
Custody and Visitation	221	▼	-8.7%	-21
Delinquency	46	▲	+130.0%	+26
Juvenile Miscellaneous	62	▲	+77.1%	+27

* Compared to same time period as previous year
 7/11/2024 12:31:58PM

** Case Type Categories are defined in the 2017 Virginia Judicial Workload Assessment
 Source: SCV-SQL-Information

CPSS - JCMS CASELOAD STATISTICS OF THE JUVENILE & DOMESTIC RELATIONS DISTRICT COURTS
 January 2024 thru June 2024 Dispositions (Compared to January 2023 thru June 2023)

New to Workload Study	2	▲	-	+2
Other	153	▲	+19.5%	+25
Protective Orders	38	▲	+22.6%	+7
Support	76	▲	+35.7%	+20
Traffic	19	↔		0
GRAND TOTAL	1,026	▲	17.5%	+153

* Compared to same time period as previous year
 7/11/2024 12:31:58PM

** Case Type Categories are defined in the 2017 Virginia Judicial Workload Assessment
 Source: SCV-SQL-Information

2024 Overall GRAND TOTAL		Distribution of Caseload			Change*		Percentage (%) of Caseload		
1,646 +58 3.7% 	2024 2023	Adult	843	51%	21.3% ▲	+148	Adult	43.8%	51.2%
		Juvenile	803	49%	-10.1% ▼	-90	Juvenile	56.2%	48.8%
GRAND TOTAL		1,646	100%	3.7% ▲	+58	GRAND TOTAL	100%	100%	

Dispositions by Division & Code

Division	Case Type Description	Code	Summary	Change	% Change	Absolute Change
Adult	Show Cause	SC	263	▲	+76.5%	+114
	Misdemeanor	CM	165	▲	+19.6%	+27
	Other	OT	149	▲	+23.1%	+28
	Civil Support	VS	123	▲	+59.7%	+46
	Capias	CA	65	▲	-19.8%	-16
	Family Abuse - Protective Order	FP	34	▼	-26.1%	-12
	Felony	CF	22	▼	-59.3%	-32
	Remand Support	RS	12	▼	-7.7%	-1
	Motion - Protective Order	MP	6	▼	-14.3%	-1
	Violation of Protective Order	PV	3	▼	-50.0%	-3
	Non-Family Abuse Protective Order	AP	1	▼	-66.7%	-2
Total			843	▲	21.3%	+148
Juvenile	Custody Visitation	CV	443	▼	-15.6%	-82
	Status	ST	91	▲	+8.3%	+7
	Misdemeanor	DM	61	▲	+103.3%	+31
	Permanency Planning	PH	30	▲	+200.0%	+20
	Traffic	T	27	▲	+125.0%	+15
	Foster Care Review	FC	22	▼	-24.1%	-7
	Paternity	PT	22	▲	+57.1%	+8
	Motion - Protective Order	MP	21	▼	-48.8%	-20
	Remand Custody	RC	21	▼	-4.5%	-1
	Remand Visitation	RV	21	▼	-4.5%	-1
	Felony	DF	15	▲	+150.0%	+9
	Temporary Detention Order	TD	7	▲	+133.3%	+4
	Show Cause	SC	6	▲	+500.0%	+5
	Abuse and Neglect	AN	4	▼	-91.7%	-44
	Truancy	TR	3	▼	-57.1%	-4
	Emergency Custody Order	EC	2	↔		-
	Non-Family Abuse Protective Order	AP	2	▼	-50.0%	-2
	Terminate Parental Rights	TP	2	▼	-75.0%	-6
	Child In Need of Services	CS	1	↔		-
	Initial Foster Care	IF	1	▼	-93.3%	-14
	Relief of Custody	CR	1	↔		-
	Entrustment	ET	0	▼	-100.0%	-2
	Family Abuse - Protective Order	FP	0	▼	-100.0%	-3
	Mental Commitment	MC	0	▼	-100.0%	-1
	Other	OT	0	▼	-100.0%	-1
	Qualified Residential Treatment	QR	0	▼	-100.0%	-1
	Total			803	▼	-10.1%
GRAND TOTAL			1,646	▲	3.7%	+58

Dispositions by Major Case Category**

Category	Summary	Change	% Change	Absolute Change
Adult Criminal	449	▼	+13.1%	+52
Child Dependency	60	▼	-47.4%	-54
Child in Need of Services/Supervision	4	▼	-50.0%	-4
Custody and Visitation	465	▲	-13.7%	-74
Delinquency	82	▲	+121.6%	+45

* Compared to same time period as previous year
 7/11/2024 12:31:58PM

** Case Type Categories are defined in the 2017 Virginia Judicial Workload Assessment
 Source: SCV-SQL-Information

CPSS - JCMS CASELOAD STATISTICS OF THE JUVENILE & DOMESTIC RELATIONS DISTRICT COURTS
 January 2024 thru June 2024 Dispositions (Compared to January 2023 thru June 2023)

Juvenile Miscellaneous	91	▲	+8.3%	+7
Other	212	▲	+14.6%	+27
Protective Orders	64	▼	-38.5%	-40
Support	192	▲	+77.8%	+84
Traffic	27	▲	+125.0%	+15
GRAND TOTAL	1,646	▲	3.7%	+58

2024 Overall GRAND TOTAL		Distribution of Caseload			Change*		Percentage (%) of Caseload		
1,693 -53 -3.0% 	Adult	780	46%	-12.7% ▼	-113	Adult	2023	2024	
	Juvenile	913	54%	7.0% ▲	+60	Juvenile	51.1%	46.1%	
GRAND TOTAL		1,693	100%	-3.0% ▼	-53	GRAND TOTAL	100%	100%	

Dispositions by Division & Code

Division	Case Type Description	Code	Summary	Change	% Change	Absolute Change	
Adult	Misdemeanor	CM	207	▼	-5.5%	-12	
	Other	OT	152	▼	-25.9%	-53	
	Felony	CF	89	▼	-30.5%	-39	
	Civil Support	VS	81	▼	-10.0%	-9	
	Show Cause	SC	78	▲	-11.4%	-10	
	Capias	CA	62	▲	-1.6%	-1	
	Family Abuse - Protective Order	FP	60	▼	-11.8%	-8	
	Violation of Protective Order	PV	23	▲	+187.5%	+15	
	Remand Support	RS	11	▲	+175.0%	+7	
	Motion - Protective Order	MP	10	▼	-37.5%	-6	
	Bond Forfeiture	BF	3	▲	-	+3	
	Protective Order	PC	2	▲	+100.0%	+1	
	Restricted License for Non-Support	SL	2	▲	+100.0%	+1	
	Non-Family Abuse Protective Order	AP	0	▼	-100.0%	-2	
Total			780	▼	-12.7%	-113	
Juvenile	Custody Visitation	CV	476	▲	+1.3%	+6	
	Permanency Planning	PH	66	▲	+83.3%	+30	
	Status	ST	46	▲	+53.3%	+16	
	Foster Care Review	FC	40	▲	+53.8%	+14	
	Remand Visitation	RV	40	▲	+48.1%	+13	
	Remand Custody	RC	36	▲	+38.5%	+10	
	Felony	DF	32	▲	+52.4%	+11	
	Misdemeanor	DM	32	▼	-20.0%	-8	
	Traffic	T	31	▼	-13.9%	-5	
	Abuse and Neglect	AN	24	▼	-22.6%	-7	
	Terminate Parental Rights	TP	20	↔	-	-	
	Paternity	PT	18	▲	+5.9%	+1	
	Initial Foster Care	IF	17	▼	-34.6%	-9	
	Truancy	TR	7	▼	-12.5%	-1	
	Motion - Protective Order	MP	6	▲	+500.0%	+5	
	Temporary Detention Order	TD	6	▲	+20.0%	+1	
	Voluntary Continuing Services and Support Agreem	VA	5	▲	+66.7%	+2	
	Non-Family Abuse Protective Order	AP	4	▼	-42.9%	-3	
	Emergency Custody Order	EC	3	▲	+50.0%	+1	
	Other	OT	3	▼	-50.0%	-3	
	Relief of Custody	CR	1	▼	-83.3%	-5	
	Child In Need of Services	CS	0	▼	-100.0%	-1	
	Qualified Residential Treatment	QR	0	▼	-100.0%	-6	
	Show Cause	SC	0	▼	-100.0%	-2	
	Total			913	▲	7.0%	+60
	GRAND TOTAL			1,693	▼	-3.0%	-53

Dispositions by Major Case Category**

Category	Summary	Change	% Change	Absolute Change
Adult Criminal	450	▲	-9.8%	-49
Child Dependency	173	▼	+12.3%	+19
Child in Need of Services/Supervision	7	▼	-22.2%	-2
Custody and Visitation	494	▲	+1.4%	+7
Delinquency	64	▼	+1.6%	+1

* Compared to same time period as previous year
 7/11/2024 12:31:58PM

** Case Type Categories are defined in the 2017 Virginia Judicial Workload Assessment
 Source: SCV-SQL-Information

CPSS - JCMS CASELOAD STATISTICS OF THE JUVENILE & DOMESTIC RELATIONS DISTRICT COURTS
 January 2024 thru June 2024 Dispositions (Compared to January 2023 thru June 2023)

Washington

District: 28 FIPS: 191

Juvenile Miscellaneous	46	▲	+53.3%	+16
Other	251	▲	-8.7%	-24
Protective Orders	80	▲	-14.9%	-14
Support	97	▲	-2.0%	-2
Traffic	31	▼	-13.9%	-5
GRAND TOTAL	1,693	▼	-3.0%	-53

2024 Overall GRAND TOTAL		Distribution of Caseload		Change*		Percentage (%) of Caseload			
948 	+3 0.3%	Adult	414	44%	-13.9% ▼	-67	Adult	50.9%	43.7%
		Juvenile	534	56%	15.1% ▲	+70	Juvenile	49.1%	56.3%
		GRAND TOTAL	948	100%	0.3% ▲	+3	GRAND TOTAL	100%	100%

Dispositions by Division & Code

Division	Case Type Description	Code	Summary	Change	% Change	Absolute Change
Adult	Show Cause	SC	115	▲	+45.6%	+36
	Other	OT	110	▼	-16.7%	-22
	Misdemeanor	CM	55	▼	-38.2%	-34
	Civil Support	VS	49	▲	+8.9%	+4
	Capias	CA	44	▲	+22.2%	+8
	Family Abuse - Protective Order	FP	16	▼	-50.0%	-16
	Felony	CF	16	▼	-68.6%	-35
	Remand Support	RS	4	▼	-33.3%	-2
	Motion - Protective Order	MP	3	▲	+50.0%	+1
	Restricted License for Non-Support	SL	2	▲	+100.0%	+1
	Bond Forfeiture	BF	0	▼	-100.0%	-3
	Non-Family Abuse Protective Order	AP	0	▼	-100.0%	-4
	Violation of Protective Order	PV	0	▼	-100.0%	-1
	Total		414	▼	-13.9%	-67
Juvenile	Custody Visitation	CV	279	▲	+14.3%	+35
	Permanency Planning	PH	43	▲	+10.3%	+4
	Terminate Parental Rights	TP	42	▲	+600.0%	+36
	Child at Risk	RI	32	▲	+540.0%	+27
	Truancy	TR	25	▲	+8.7%	+2
	Abuse and Neglect	AN	18	▼	-21.7%	-5
	Foster Care Review	FC	18	▼	-52.6%	-20
	Initial Foster Care	IF	17	▼	-26.1%	-6
	Entrustment	ET	10	▲	-	+10
	Misdemeanor	DM	10	▲	+11.1%	+1
	Traffic	T	10	▼	-9.1%	-1
	Paternity	PT	4	▲	+300.0%	+3
	Child In Need of Services	CS	3	↔	-	-
	Remand Custody	RC	3	▼	-57.1%	-4
	Remand Visitation	RV	3	▼	-66.7%	-6
	Status	ST	3	▼	-66.7%	-6
	Voluntary Continuing Services and Support Agree	VA	3	▲	-	+3
	Felony	DF	2	▼	-33.3%	-1
	Motion - Protective Order	MP	2	▼	-60.0%	-3
	Non-Family Abuse Protective Order	AP	2	▼	-60.0%	-3
	Relief of Custody	CR	2	▲	+100.0%	+1
	Capias	CA	1	▲	-	+1
	Civil Violation	CI	1	▲	-	+1
	Emancipation	EP	1	▲	-	+1
		Total		534	▲	15.1%
	GRAND TOTAL		948	▲	0.3%	+3

Dispositions by Major Case Category**

Category	Summary	Change	% Change	Absolute Change
Adult Criminal	202	▼	-16.2%	-39
Child Dependency	185	▲	+37.0%	+50
Child in Need of Services/Supervision	28	▲	+7.7%	+2
Custody and Visitation	283	▲	+15.5%	+38
Delinquency	13	▲	+8.3%	+1

* Compared to same time period as previous year
 7/11/2024 12:31:58PM

** Case Type Categories are defined in the 2017 Virginia Judicial Workload Assessment
 Source: SCV-SQL-Information

CPSS - JCMS CASELOAD STATISTICS OF THE JUVENILE & DOMESTIC RELATIONS DISTRICT COURTS
 January 2024 thru June 2024 Dispositions (Compared to January 2023 thru June 2023)

Buchanan

District: 29 FIPS: 027

Juvenile Miscellaneous	4	▲	-55.6%	-5
New to Workload Study	1	▲	-	+1
Other	120	▼	-22.1%	-34
Protective Orders	23	▼	-52.1%	-25
Support	79	▲	+23.4%	+15
Traffic	10	▼	-9.1%	-1
GRAND TOTAL	948	▲	0.3%	+3

2024 Overall GRAND TOTAL		Distribution of Caseload		Change*		Percentage (%) of Caseload			
511 -12.8% 	-75	Adult	215	42%	-12.2% ▼	-30	Adult	41.8%	42.1%
		Juvenile	296	58%	-13.2% ▼	-45	Juvenile	58.2%	57.9%
GRAND TOTAL		511	100%		-12.8% ▼	-75	GRAND TOTAL	100%	100%

Dispositions by Division & Code

Division	Case Type Description	Code	Summary	Change	% Change	Absolute Change	
Adult	Civil Support	VS	51	▼	-13.6%	-8	
	Other	OT	43	▼	+7.5%	+3	
	Misdemeanor	CM	39	▼	-23.5%	-12	
	Show Cause	SC	39	▲	+30.0%	+9	
	Capias	CA	21	▲	+110.0%	+11	
	Family Abuse - Protective Order	FP	15	▼	-53.1%	-17	
	Motion - Protective Order	MP	3	▲	+50.0%	+1	
	Non-Family Abuse Protective Order	AP	2	▲	+100.0%	+1	
	Felony	CF	1	▼	-94.4%	-17	
	Remand Support	RS	1	▼	-50.0%	-1	
	Total		215	▼	-12.2%	-30	
Juvenile	Custody Visitation	CV	217	▼	-1.8%	-4	
	Misdemeanor	DM	18	▲	+20.0%	+3	
	Permanency Planning	PH	11	▼	-50.0%	-11	
	Entrustment	ET	6	▼	-14.3%	-1	
	Initial Foster Care	IF	5	▼	-16.7%	-1	
	Felony	DF	4	▼	-73.3%	-11	
	Paternity	PT	4	▲	+300.0%	+3	
	Status	ST	4	▼	-20.0%	-1	
	Traffic	T	4	▼	-69.2%	-9	
	Truancy	TR	4	▼	-33.3%	-2	
	Child In Need of Services	CS	3	▼	-50.0%	-3	
	Foster Care Review	FC	3	▼	-40.0%	-2	
	Abuse and Neglect	AN	2	▼	-66.7%	-4	
	Child at Risk	RI	2	▲	-	+2	
	Terminate Parental Rights	TP	2	▼	-50.0%	-2	
	Voluntary Continuing Services and Support Agree	VA	2	▲	-	+2	
	Civil Violation	CI	1	▲	-	+1	
	Motion - Protective Order	MP	1	↔	-	-	
	Other	OT	1	▲	-	-	
	Relief of Custody	CR	1	▲	-	+1	
	Show Cause	SC	1	▲	-	-	
	Emergency Custody Order	EC	0	▼	-100.0%	-2	
	Mental Commitment	MC	0	▼	-100.0%	-1	
	Qualified Residential Treatment	QR	0	▼	-100.0%	-1	
	Remand Custody	RC	0	▼	-100.0%	-1	
	Temporary Detention Order	TD	0	▼	-100.0%	-1	
		Total		296	▼	-13.2%	-45
	GRAND TOTAL			511	▼	-12.8%	-75

Dispositions by Major Case Category**

Category	Summary	Change	% Change	Absolute Change
Adult Criminal	72	▼	-27.3%	-27
Child Dependency	34	▲	-33.3%	-17
Child in Need of Services/Supervision	7	▼	-46.2%	-6
Custody and Visitation	221	▲	-0.5%	-1
Delinquency	23	▲	-23.3%	-7
Juvenile Miscellaneous	4	▼	-33.3%	-2

* Compared to same time period as previous year
 7/11/2024 12:31:58PM

** Case Type Categories are defined in the 2017 Virginia Judicial Workload Assessment
 Source: SCV-SQL-Information

CPSS - JCMS CASELOAD STATISTICS OF THE JUVENILE & DOMESTIC RELATIONS DISTRICT COURTS
 January 2024 thru June 2024 Dispositions (Compared to January 2023 thru June 2023)

New to Workload Study	1	▲	-	+1
Other	45	▲	-4.3%	-2
Protective Orders	21	▲	-41.7%	-15
Support	79	▲	+14.5%	+10
Traffic	4	▼	-69.2%	-9
GRAND TOTAL	511	▼	-12.8%	-75

2024 Overall GRAND TOTAL		Distribution of Caseload			Change*		Percentage (%) of Caseload		
1,176	-115 -8.9%	Adult	642	55%	-23.8% ▼	-201	Adult	2023 65.3%	2024 54.6%
2024		Juvenile	534	45%	19.2% ▲	+86	Juvenile	34.7%	45.4%
2023		GRAND TOTAL	1,176	100%	-8.9% ▼	-115	GRAND TOTAL	100%	100%

Dispositions by Division & Code

Division	Case Type Description	Code	Summary	Change	% Change	Absolute Change	
Adult	Show Cause	SC	181	▼	-51.3%	-191	
	Other	OT	120	▲	+5.3%	+6	
	Misdemeanor	CM	115	▼	-18.4%	-26	
	Civil Support	VS	70	▼	-7.9%	-6	
	Capias	CA	47	▲	+14.6%	+6	
	Family Abuse - Protective Order	FP	38	▼	-13.6%	-6	
	Felony	CF	35	▲	+20.7%	+6	
	Remand Support	RS	11	▲	+83.3%	+5	
	Bond Forfeiture	BF	9	▲	+12.5%	+1	
	Motion - Protective Order	MP	9	▲	+28.6%	+2	
	Violation of Protective Order	PV	5	▲	+66.7%	+2	
	Non-Family Abuse Protective Order	AP	2	↔		-	
		Total		642	▼	-23.8%	-201
Juvenile	Custody Visitation	CV	229	▼	-7.7%	-19	
	Misdemeanor	DM	36	▲	+140.0%	+21	
	Permanency Planning	PH	36	▼	-23.4%	-11	
	Terminate Parental Rights	TP	29	▲	+625.0%	+25	
	Foster Care Review	FC	27	▲	+12.5%	+3	
	Entrustment	ET	26	▲	+420.0%	+21	
	Truancy	TR	19	▲	+280.0%	+14	
	Traffic	T	17	▲	+183.3%	+11	
	Abuse and Neglect	AN	15	↔		-	
	Motion - Protective Order	MP	15	▲	+66.7%	+6	
	Initial Foster Care	IF	14	▲	+16.7%	+2	
	Remand Custody	RC	14	▲	+75.0%	+6	
	Remand Visitation	RV	14	▲	+75.0%	+6	
	Felony	DF	13	▲	+85.7%	+6	
	Relief of Custody	CR	6	▲	+500.0%	+5	
	Show Cause	SC	5	▲	+400.0%	+4	
	Capias	CA	4	▲	+100.0%	+2	
	Paternity	PT	4	↔		-	
	Civil Violation	CI	2	↔		-	
	Emergency Custody Order	EC	2	↔		-	
	Other	OT	2	↔		-	
	Temporary Detention Order	TD	2	↔		-	
	Child In Need of Services	CS	1	▼	-50.0%	-1	
	Mental Commitment	MC	1	▲	-	+1	
	Voluntary Continuing Services and Support Agreem	VA	1	▼	-66.7%	-2	
	Non-Family Abuse Protective Order	AP	0	▼	-100.0%	-3	
	Qualified Residential Treatment	QR	0	▼	-100.0%	-1	
	Status	ST	0	▼	-100.0%	-10	
		Total		534	▲	19.2%	+86
	GRAND TOTAL			1,176	▼	-8.9%	-115

Dispositions by Major Case Category**

Category	Summary	Change	% Change	Absolute Change
Adult Criminal	346	▲	-37.2%	-205
Child Dependency	154	▲	+37.5%	+42
Child in Need of Services/Supervision	23	▲	+187.5%	+15

* Compared to same time period as previous year
 7/11/2024 12:31:58PM

** Case Type Categories are defined in the 2017 Virginia Judicial Workload Assessment
 Source: SCV-SQL-Information

CPSS - JCMS CASELOAD STATISTICS OF THE JUVENILE & DOMESTIC RELATIONS DISTRICT COURTS
 January 2024 thru June 2024 Dispositions (Compared to January 2023 thru June 2023)

Custody and Visitation	233	▼	-7.5%	-19
Delinquency	55	▲	+129.2%	+31
Juvenile Miscellaneous	0	▼	-100.0%	-10
New to Workload Study	2	↔		0
Other	166	▲	+16.9%	+24
Protective Orders	64	▼	-1.5%	-1
Support	116	▼	-2.5%	-3
Traffic	17	▲	+183.3%	+11
GRAND TOTAL	1,176	▼	-8.9%	-115

2024 Overall GRAND TOTAL		Distribution of Caseload			Change*		Percentage (%) of Caseload		
1,574 +3 0.2% 	Adult	902	57%	26.9% ▲	+191	Adult	2023	2024	
	Juvenile	672	43%	-21.9% ▼	-188	Juvenile	45.3%	57.3%	
	GRAND TOTAL	1,574	100%	0.2% ▲	+3	GRAND TOTAL	100%	100%	

Dispositions by Division & Code

Division	Case Type Description	Code	Summary	Change	% Change	Absolute Change
Adult	Misdemeanor	CM	255	▲	+54.5%	+90
	Other	OT	181	▲	+9.0%	+15
	Show Cause	SC	133	▲	+17.7%	+20
	Felony	CF	100	▲	+29.9%	+23
	Civil Support	VS	95	▲	+25.0%	+19
	Capias	CA	60	▲	+30.4%	+14
	Family Abuse - Protective Order	FP	54	▼	-1.8%	-1
	Motion - Protective Order	MP	13	▲	+116.7%	+7
	Non-Family Abuse Protective Order	AP	5	▲	+150.0%	+3
	Remand Support	RS	5	↔		-
	Restricted License for Non-Support	SL	1	▲	-	+1
	Total		902	▲	26.9%	+191
Juvenile	Custody Visitation	CV	404	▼	-17.7%	-87
	Motion - Protective Order	MP	34	▼	-38.2%	-21
	Abuse and Neglect	AN	31	▼	-48.3%	-29
	Traffic	T	29	▲	+3.6%	+1
	Misdemeanor	DM	28	▼	-33.3%	-14
	Status	ST	24	▲	+300.0%	+18
	Remand Custody	RC	21	▼	-8.7%	-2
	Foster Care Review	FC	16	▲	+45.5%	+5
	Permanency Planning	PH	16	▼	-61.9%	-26
	Initial Foster Care	IF	12	▼	-7.7%	-1
	Truancy	TR	11	▼	-15.4%	-2
	Felony	DF	10	▲	+100.0%	+5
	Paternity	PT	7	▲	+16.7%	+1
	Child In Need of Services	CS	6	▲	-	+6
	Show Cause	SC	6	▲	+200.0%	+4
	Other	OT	4	▼	-20.0%	-1
	Temporary Detention Order	TD	3	▼	-66.7%	-6
	Child at Risk	RI	2	▲	-	+2
	Non-Family Abuse Protective Order	AP	2	▼	-75.0%	-6
	Relief of Custody	CR	2	↔		-
	Terminate Parental Rights	TP	2	▼	-84.6%	-11
	Emergency Custody Order	EC	1	▼	-80.0%	-4
	Voluntary Continuing Services and Support Agreem	VA	1	▼	-75.0%	-3
	Civil Violation	CI	0	▼	-100.0%	-1
	Entrustment	ET	0	▼	-100.0%	-11
	Juvenile Support	JS	0	▼	-100.0%	-1
	Mental Commitment	MC	0	▼	-100.0%	-2
	Protective Order	PC	0	▼	-100.0%	-1
Qualified Residential Treatment	QR	0	▼	-100.0%	-1	
	Total		672	▼	-21.9%	-188
	GRAND TOTAL		1,574	▲	0.2%	+3

Dispositions by Major Case Category**

Category	Summary	Change	% Change	Absolute Change
Adult Criminal	508	▲	+35.5%	+133
Child Dependency	82	▲	-47.8%	-75
Child in Need of Services/Supervision	18	▲	+38.5%	+5

* Compared to same time period as previous year
 7/11/2024 12:31:58PM

** Case Type Categories are defined in the 2017 Virginia Judicial Workload Assessment
 Source: SCV-SQL-Information

CPSS - JCMS CASELOAD STATISTICS OF THE JUVENILE & DOMESTIC RELATIONS DISTRICT COURTS
 January 2024 thru June 2024 Dispositions (Compared to January 2023 thru June 2023)

Custody and Visitation	411	▼	-17.3%	-86
Delinquency	43	▲	-14.0%	-7
Juvenile Miscellaneous	24	▲	+300.0%	+18
New to Workload Study	0	▼	-100.0%	-1
Other	215	▼		0
Protective Orders	108	▲	-14.3%	-18
Support	136	▲	+32.0%	+33
Traffic	29	▲	+3.6%	+1
GRAND TOTAL	1,574	▲	0.2%	+3

* Compared to same time period as previous year
 7/11/2024 12:31:58PM

** Case Type Categories are defined in the 2017 Virginia Judicial Workload Assessment
 Source: SCV-SQL-Information

2024 Overall GRAND TOTAL		Distribution of Caseload		Change*		Percentage (%) of Caseload			
912 -32 -3.4% 		Adult	389	43%	-17.2% ▼	-81	Adult	49.8%	42.7%
		Juvenile	523	57%	10.3% ▲	+49	Juvenile	50.2%	57.3%
		GRAND TOTAL	912	100%	-3.4% ▼	-32	GRAND TOTAL	100%	100%

Dispositions by Division & Code

Division	Case Type Description	Code	Summary	Change	% Change	Absolute Change
Adult	Other	OT	95	▼	-12.0%	-13
	Show Cause	SC	75	▼	-12.8%	-11
	Misdemeanor	CM	72	▼	-23.4%	-22
	Civil Support	VS	41	▼	-39.7%	-27
	Family Abuse - Protective Order	FP	33	▼	-19.5%	-8
	Capias	CA	25	▲	-30.6%	-11
	Felony	CF	24	▲	+118.2%	+13
	Remand Support	RS	15	▲	+15.4%	+2
	Motion - Protective Order	MP	5	↔		-
	Non-Family Abuse Protective Order	AP	3	▼	-25.0%	-1
	Restricted License for Non-Support	SL	1	▼	-50.0%	-1
	Bond Forfeiture	BF	0	▼	-100.0%	-1
	Protective Order	PC	0	▼	-100.0%	-1
		Total		389	▼	-17.2%
Juvenile	Custody Visitation	CV	228	▲	+3.2%	+7
	Misdemeanor	DM	51	▲	+240.0%	+36
	Abuse and Neglect	AN	40	▲	+11.1%	+4
	Traffic	T	40	▲	+33.3%	+10
	Foster Care Review	FC	30	▲	+114.3%	+16
	Permanency Planning	PH	27	▼	-32.5%	-13
	Initial Foster Care	IF	23	▲	+64.3%	+9
	Remand Custody	RC	20	▲	+17.6%	+3
	Truancy	TR	20	▲	+100.0%	+10
	Terminate Parental Rights	TP	13	▼	-59.4%	-19
	Paternity	PT	5	▲	+150.0%	+3
	Show Cause	SC	5	▲	+25.0%	+1
	Entrustment	ET	4	▲	-	+4
	Non-Family Abuse Protective Order	AP	4	▲	+100.0%	+2
	Felony	DF	3	▼	-25.0%	-1
	Relief of Custody	CR	3	↔		-
	Status	ST	2	▼	-75.0%	-6
	Voluntary Continuing Services and Support Agree	VA	2	▲	-	+2
	Child In Need of Services	CS	1	▼	-75.0%	-3
	Emancipation	EP	1	▲	-	+1
	Other	OT	1	▼	-50.0%	-1
	Capias	CA	0	▼	-100.0%	-1
	Civil Violation	CI	0	▼	-100.0%	-2
	Emergency Custody Order	EC	0	▼	-100.0%	-1
	Qualified Residential Treatment	QR	0	▼	-100.0%	-2
	Remand Visitation	RV	0	▼	-100.0%	-8
	Temporary Detention Order	TD	0	▼	-100.0%	-2
		Total		523	▲	10.3%
	GRAND TOTAL		912	▼	-3.4%	-32

Dispositions by Major Case Category**

Category	Summary	Change	% Change	Absolute Change
Adult Criminal	152	▼	-22.1%	-43
Child Dependency	142	▲	+0.7%	+1
Child in Need of Services/Supervision	24	▲	+71.4%	+10

* Compared to same time period as previous year
 7/11/2024 12:31:58PM

** Case Type Categories are defined in the 2017 Virginia Judicial Workload Assessment
 Source: SCV-SQL-Information

CPSS - JCMS CASELOAD STATISTICS OF THE JUVENILE & DOMESTIC RELATIONS DISTRICT COURTS
 January 2024 thru June 2024 Dispositions (Compared to January 2023 thru June 2023)

Custody and Visitation	233	▲	+4.5%	+10
Delinquency	56	▲	+133.3%	+32
Juvenile Miscellaneous	3	▲	-62.5%	-5
New to Workload Study	0	▼	-100.0%	-2
Other	131	▼	-13.2%	-20
Protective Orders	45	▲	-13.5%	-7
Support	86	▲	-17.3%	-18
Traffic	40	▲	+33.3%	+10
GRAND TOTAL	912	▼	-3.4%	-32

2024 Overall GRAND TOTAL		Distribution of Caseload		Change*		Percentage (%) of Caseload		
635	-146 -18.7%	Adult	269 42%	-23.1% ▼	-81	Adult	44.8%	42.4%
2024		Juvenile	366 58%	-15.1% ▼	-65	Juvenile	55.2%	57.6%
2023		GRAND TOTAL	635 100%	-18.7% ▼	-146	GRAND TOTAL	100%	100%

Dispositions by Division & Code

Division	Case Type Description	Code	Summary	Change	% Change	Absolute Change
Adult	Misdemeanor	CM	73	▼	-40.2%	-49
	Other	OT	61	▲	+38.6%	+17
	Civil Support	VS	35	▲	+52.2%	+12
	Show Cause	SC	33	▼	-29.8%	-14
	Felony	CF	25	▼	-28.6%	-10
	Capias	CA	18	▼	-48.6%	-17
	Family Abuse - Protective Order	FP	12	▼	-52.0%	-13
	Remand Support	RS	5	▼	-50.0%	-5
	Motion - Protective Order	MP	4	▼	-42.9%	-3
	Non-Family Abuse Protective Order	AP	3	▲	+50.0%	+1
	Total		269	▼	-23.1%	-81
Juvenile	Custody Visitation	CV	151	▼	-16.1%	-29
	Misdemeanor	DM	62	▲	+51.2%	+21
	Traffic	T	37	▼	-27.5%	-14
	Felony	DF	27	▲	+800.0%	+24
	Permanency Planning	PH	17	▼	-26.1%	-6
	Foster Care Review	FC	14	▲	+27.3%	+3
	Truancy	TR	9	▼	-62.5%	-15
	Initial Foster Care	IF	8	▼	-38.5%	-5
	Abuse and Neglect	AN	7	▼	-46.2%	-6
	Remand Custody	RC	7	▼	-58.8%	-10
	Remand Visitation	RV	7	▼	-58.8%	-10
	Terminate Parental Rights	TP	6	▼	-25.0%	-2
	Capias	CA	3	▲	+200.0%	+2
	Child In Need of Services	CS	3	▼	-62.5%	-5
	Non-Family Abuse Protective Order	AP	2	↔		-
	Paternity	PT	2	↔		-
	Status	ST	2	▼	-60.0%	-3
	Voluntary Continuing Services and Support Agreem	VA	2	↔		-
	Emergency Custody Order	EC	0	▼	-100.0%	-1
	Other	OT	0	▼	-100.0%	-1
	Relief of Custody	CR	0	▼	-100.0%	-4
	Show Cause	SC	0	▼	-100.0%	-3
	Temporary Detention Order	TD	0	▼	-100.0%	-1
	Total		366	▼	-15.1%	-65
GRAND TOTAL			635	▼	-18.7%	-146

Dispositions by Major Case Category**

Category	Summary	Change	% Change	Absolute Change
Adult Criminal	130	▼	-39.8%	-86
Child Dependency	54	▼	-27.0%	-20
Child in Need of Services/Supervision	12	▼	-62.5%	-20
Custody and Visitation	154	▲	-15.4%	-28
Delinquency	91	▲	+89.6%	+43
Juvenile Miscellaneous	2	▼	-60.0%	-3
Other	80	▼	-12.1%	-11
Protective Orders	21	▼	-41.7%	-15
Support	54	▲	+17.4%	+8

* Compared to same time period as previous year
 7/11/2024 12:31:58PM


** Case Type Categories are defined in the 2017 Virginia Judicial Workload Assessment
 Source: SCV-SQL-Information

CPSS - JCMS CASELOAD STATISTICS OF THE JUVENILE & DOMESTIC RELATIONS DISTRICT COURTS
January 2024 thru June 2024 Dispositions (Compared to January 2023 thru June 2023)

Scott

District: 30 FIPS: 169

Traffic	37	▼	-27.5%	-14
GRAND TOTAL	635	▼	-18.7%	-146

2024 Overall GRAND TOTAL		Distribution of Caseload		Change*		Percentage (%) of Caseload		
1,832	-140 -7.1%	Adult	906 49%	-7.6% ▼	-75	Adult	2023 49.7%	2024 49.5%
2024 		Juvenile	926 51%	-6.6% ▼	-65	Juvenile	50.3%	50.5%
2023		GRAND TOTAL	1,832 100%	-7.1% ▼	-140	GRAND TOTAL	100%	100%

Dispositions by Division & Code

Division	Case Type Description	Code	Summary	Change	% Change	Absolute Change
Adult	Misdemeanor	CM	245	▼	-20.7%	-64
	Other	OT	212	▲	-4.5%	-10
	Show Cause	SC	114	▼	-24.0%	-36
	Civil Support	VS	107	▼	-12.3%	-15
	Family Abuse - Protective Order	FP	100	▲	+117.4%	+54
	Felony	CF	49	▼	-9.3%	-5
	Capias	CA	48	▲	-9.4%	-5
	Motion - Protective Order	MP	15	▲	+15.4%	+2
	Non-Family Abuse Protective Order	AP	13	▲	+30.0%	+3
	Remand Support	RS	2	↔		-
	Restricted License for Non-Support	SL	1	▲	-	+1
		Total		906	▼	-7.6%
Juvenile	Custody Visitation	CV	606	▲	+4.7%	+27
	Misdemeanor	DM	58	▼	-46.8%	-51
	Permanency Planning	PH	30	↔		-
	Terminate Parental Rights	TP	30	▲	+66.7%	+12
	Foster Care Review	FC	29	▲	+20.8%	+5
	Truancy	TR	25	▼	-24.2%	-8
	Abuse and Neglect	AN	22	▼	-37.1%	-13
	Child at Risk	RI	20	▼	-20.0%	-5
	Initial Foster Care	IF	20	▼	-16.7%	-4
	Entrustment	ET	16	▲	+77.8%	+7
	Traffic	T	12	▼	-47.8%	-11
	Felony	DF	11	▼	-35.3%	-6
	Non-Family Abuse Protective Order	AP	10	▲	+42.9%	+3
	Relief of Custody	CR	10	▲	+150.0%	+6
	Status	ST	10	▼	-75.0%	-30
	Other	OT	4	▲	-	+4
	Capias	CA	3	▲	+200.0%	+2
	Child In Need of Services	CS	3	▲	-	+3
	Show Cause	SC	3	▼	-50.0%	-3
	Voluntary Continuing Services and Support Agree	VA	3	▼	-40.0%	-2
	Remand Visitation	RV	1	▲	-	+1
	Civil Violation	CI	0	▼	-100.0%	-1
Emancipation	EP	0	▼	-100.0%	-1	
	Total		926	▼	-6.6%	-65
GRAND TOTAL			1,832	▼	-7.1%	-140

Dispositions by Major Case Category**

Category	Summary	Change	% Change	Absolute Change
Adult Criminal	413	▼	-20.4%	-106
Child Dependency	180	▲	+3.4%	+6
Child in Need of Services/Supervision	28	▲	-15.2%	-5
Custody and Visitation	606	▲	+4.7%	+27
Delinquency	75	▲	-43.6%	-58
Juvenile Miscellaneous	10	▼	-75.6%	-31
New to Workload Study	0	▼	-100.0%	-1
Other	219	▲	-2.2%	-5

* Compared to same time period as previous year
 7/11/2024 12:31:58PM

** Case Type Categories are defined in the 2017 Virginia Judicial Workload Assessment
 Source: SCV-SQL-Information

CPSS - JCMS CASELOAD STATISTICS OF THE JUVENILE & DOMESTIC RELATIONS DISTRICT COURTS
 January 2024 thru June 2024 Dispositions (Compared to January 2023 thru June 2023)

Protective Orders	138	▲	+81.6%	+62
Support	151	▲	-10.7%	-18
Traffic	12	▼	-47.8%	-11
GRAND TOTAL	1,832	▼	-7.1%	-140

2024 Overall GRAND TOTAL		Distribution of Caseload		Change*		Percentage (%) of Caseload			
9,887 	+866	Adult	5,257	53%	8.5% ▲	+413	Adult	53.7%	53.2%
	9.6%	Juvenile	4,630	47%	10.8% ▲	+453	Juvenile	46.3%	46.8%
		GRAND TOTAL	9,887	100%	9.6% ▲	+866	GRAND TOTAL	100%	100%

Dispositions by Division & Code

Division	Case Type Description	Code	Summary	Change	% Change	Absolute Change	
Adult	Misdemeanor	CM	1,397	▲	+9.4%	+120	
	Other	OT	919	▼	-5.2%	-50	
	Civil Support	VS	793	▲	+13.3%	+93	
	Show Cause	SC	673	▲	-1.5%	-10	
	Felony	CF	511	▲	+39.2%	+144	
	Capias	CA	470	▲	+25.7%	+96	
	Family Abuse - Protective Order	FP	371	▲	+5.4%	+19	
	Remand Support	RS	34	▼	-15.0%	-6	
	Non-Family Abuse Protective Order	AP	32	▲	+113.3%	+17	
	Motion - Protective Order	MP	22	▼	-33.3%	-11	
	Violation of Protective Order	PV	15	▼	-34.8%	-8	
	Protective Order	PC	13	▲	+225.0%	+9	
	Restricted License for Non-Support	SL	5	▲	+66.7%	+2	
	Bond Forfeiture	BF	1	▼	-50.0%	-1	
	Criminal Support	CS	1	↔		-	
Violation Family Abuse Protective Order	PS	0	▼	-100.0%	-1		
Total			5,257	▲	8.5%	+413	
Juvenile	Custody Visitation	CV	2,259	▼	-2.1%	-49	
	Misdemeanor	DM	846	▲	+38.0%	+233	
	Traffic	T	518	▲	+24.5%	+102	
	Felony	DF	315	▲	+36.4%	+84	
	Truancy	TR	86	▲	+87.0%	+40	
	Abuse and Neglect	AN	79	▲	+33.9%	+20	
	Motion - Protective Order	MP	76	▼	-13.6%	-12	
	Status	ST	63	▲	+53.7%	+22	
	Remand Custody	RC	59	▼	-7.8%	-5	
	Remand Visitation	RV	59	▼	-7.8%	-5	
	Non-Family Abuse Protective Order	AP	54	▲	+315.4%	+41	
	Permanency Planning	PH	44	↔		-	
	Foster Care Review	FC	34	▲	+9.7%	+3	
	Paternity	PT	33	▼	-28.3%	-13	
	Child In Need of Services	CS	32	▲	+28.0%	+7	
	Terminate Parental Rights	TP	20	▼	-45.9%	-17	
	Initial Foster Care	IF	19	▼	-9.5%	-2	
	Voluntary Continuing Services and Support Agreem	VA	7	▲	+40.0%	+2	
	Other	OT	5	↔		-	
	Show Cause	SC	4	▲	-	+4	
	Family Abuse - Protective Order	FP	3	▲	+50.0%	+1	
	Mental Commitment	MC	3	▼	-50.0%	-3	
	Temporary Detention Order	TD	3	▼	-50.0%	-3	
	Relief of Custody	CR	2	▲	-	+2	
	Violation Family Abuse Protective Order	PS	2	▲	-	+2	
	Capias	CA	1	▲	-	+1	
	Child at Risk	RI	1	▼	-50.0%	-1	
	Civil Violation	CI	1	↔		-	
	Emancipation	EP	1	↔		-	
	Juvenile Support	JS	1	▲	-	+1	
	Qualified Residential Treatment	QR	0	▼	-100.0%	-2	
	Total			4,630	▲	10.8%	+453
	GRAND TOTAL			9,887	▲	9.6%	+866

* Compared to same time period as previous year
 7/11/2024 12:31:58PM

** Case Type Categories are defined in the 2017 Virginia Judicial Workload Assessment
 Source: SCV-SQL-Information

Dispositions by Major Case Category**

Category	Summary	Change	% Change	Absolute Change
Adult Criminal	2,829	▲	+12.0%	+302
Child Dependency	206	▲	+2.5%	+5
Child in Need of Services/Supervision	122	▲	+71.8%	+51
Custody and Visitation	2,292	▼	-2.6%	-62
Delinquency	1,164	▲	+37.9%	+320
Juvenile Miscellaneous	64	▲	+52.4%	+22
New to Workload Study	1	↔		0
Other	1,082	▼	-6.2%	-72
Protective Orders	558	▲	+10.9%	+55
Support	1,051	▲	+15.7%	+143
Traffic	518	▲	+24.5%	+102
GRAND TOTAL	9,887	▲	9.6%	+866

* Compared to same time period as previous year
 7/11/2024 12:31:58PM

** Case Type Categories are defined in the 2017 Virginia Judicial Workload Assessment
 Source: SCV-SQL-Information

2024 Overall GRAND TOTAL		Distribution of Caseload		Change*		Percentage (%) of Caseload		
749	-67 -8.2%	Adult	365 49%	-12.9% ▼	-54	Adult	2023 51.3%	2024 48.7%
2024		Juvenile	384 51%	-3.3% ▼	-13	Juvenile	48.7%	51.3%
2023		GRAND TOTAL	749 100%	-8.2% ▼	-67	GRAND TOTAL	100%	100%

Dispositions by Division & Code

Division	Case Type Description	Code	Summary	Change	% Change	Absolute Change
Adult	Misdemeanor	CM	107	▼	-7.0%	-8
	Show Cause	SC	68	▼	-9.3%	-7
	Other	OT	62	▼	-23.5%	-19
	Civil Support	VS	53	▼	-24.3%	-17
	Family Abuse - Protective Order	FP	28	▼	-6.7%	-2
	Capias	CA	21	▼	-16.0%	-4
	Felony	CF	21	▲	+50.0%	+7
	Non-Family Abuse Protective Order	AP	3	▼	-57.1%	-4
	Remand Support	RS	2	▲	-	+2
	Motion - Protective Order	MP	0	▼	-100.0%	-2
	Total		365	▼	-12.9%	-54
Juvenile	Custody Visitation	CV	232	▼	-3.3%	-8
	Misdemeanor	DM	30	▼	-11.8%	-4
	Traffic	T	30	▲	+50.0%	+10
	Abuse and Neglect	AN	11	▼	-26.7%	-4
	Felony	DF	10	▲	+100.0%	+5
	Other	OT	8	▲	+700.0%	+7
	Permanency Planning	PH	8	▲	+300.0%	+6
	Truancy	TR	8	▲	-	+8
	Foster Care Review	FC	7	▲	+250.0%	+5
	Remand Visitation	RV	6	▲	+50.0%	+2
	Terminate Parental Rights	TP	6	▲	+100.0%	+3
	Paternity	PT	5	▲	+25.0%	+1
	Remand Custody	RC	5	▲	+25.0%	+1
	Initial Foster Care	IF	4	▼	-20.0%	-1
	Status	ST	4	▼	-87.5%	-28
	Temporary Detention Order	TD	3	▼	-25.0%	-1
	Emergency Custody Order	EC	2	▲	-	+2
	Family Abuse - Protective Order	FP	2	▲	-	+2
	Relief of Custody	CR	2	▼	-33.3%	-1
	Non-Family Abuse Protective Order	AP	1	▼	-75.0%	-3
	Child In Need of Services	CS	0	▼	-100.0%	-1
	Emancipation	EP	0	▼	-100.0%	-1
	Show Cause	SC	0	▼	-100.0%	-3
	Special Immigrant Juvenile Status	SI	0	▼	-100.0%	-9
	Voluntary Continuing Services and Support Agreem	VA	0	▼	-100.0%	-1
	Total		384	▼	-3.3%	-13
GRAND TOTAL			749	▼	-8.2%	-67

Dispositions by Major Case Category**

Category	Summary	Change	% Change	Absolute Change
Adult Criminal	191	▲	-6.8%	-14
Child Dependency	38	▲	+22.6%	+7
Child in Need of Services/Supervision	8	▲	+700.0%	+7
Custody and Visitation	237	▲	-2.9%	-7
Delinquency	40	▼	-4.8%	-2
Juvenile Miscellaneous	4	▼	-87.9%	-29
New to Workload Study	0	▼	-100.0%	-9

* Compared to same time period as previous year
 7/11/2024 12:31:58PM

** Case Type Categories are defined in the 2017 Virginia Judicial Workload Assessment
 Source: SCV-SQL-Information

CPSS - JCMS CASELOAD STATISTICS OF THE JUVENILE & DOMESTIC RELATIONS DISTRICT COURTS
 January 2024 thru June 2024 Dispositions (Compared to January 2023 thru June 2023)

Other	88	▲	-6.4%	-6
Protective Orders	34	▲	-20.9%	-9
Support	79	▼	-16.0%	-15
Traffic	30	▲	+50.0%	+10
GRAND TOTAL	749	▼	-8.2%	-67

2024 Overall GRAND TOTAL		Distribution of Caseload		Change*		Percentage (%) of Caseload		
396	+120 43.5%	Adult	183 46%	61.9% ▲	+70	Adult	40.9%	46.2%
2024		Juvenile	213 54%	30.7% ▲	+50	Juvenile	59.1%	53.8%
2023		GRAND TOTAL	396 100%	43.5% ▲	+120	GRAND TOTAL	100%	100%

Dispositions by Division & Code

Division	Case Type Description	Code	Summary	Change	% Change	Absolute Change
Adult	Misdemeanor	CM	54	▲	+86.2%	+25
	Other	OT	39	▲	+50.0%	+13
	Show Cause	SC	23	▲	+76.9%	+10
	Civil Support	VS	22	▲	+4.8%	+1
	Felony	CF	19	▲	+90.0%	+9
	Family Abuse - Protective Order	FP	14	▲	+100.0%	+7
	Capias	CA	8	▲	+166.7%	+5
	Motion - Protective Order	MP	2	▲	-	+2
	Non-Family Abuse Protective Order	AP	2	↔	-	-
	Remand Support	RS	0	▼	-100.0%	-2
	Total		183	▲	61.9%	+70
Juvenile	Custody Visitation	CV	105	▲	+105.9%	+54
	Misdemeanor	DM	49	▲	+28.9%	+11
	Traffic	T	18	▼	-5.3%	-1
	Abuse and Neglect	AN	14	▲	-	+14
	Felony	DF	14	▲	+27.3%	+3
	Truancy	TR	4	▼	-33.3%	-2
	Paternity	PT	2	▼	-60.0%	-3
	Status	ST	2	▼	-77.8%	-7
	Child In Need of Services	CS	1	↔	-	-
	Initial Foster Care	IF	1	▼	-50.0%	-1
	Mental Commitment	MC	1	▲	-	+1
	Special Immigrant Juvenile Status	SI	1	▲	-	+1
	Temporary Detention Order	TD	1	↔	-	-
	Family Abuse - Protective Order	FP	0	▼	-100.0%	-2
	Foster Care Review	FC	0	▼	-100.0%	-6
	Other	OT	0	▼	-100.0%	-1
	Remand Custody	RC	0	▼	-100.0%	-5
	Remand Visitation	RV	0	▼	-100.0%	-5
	Terminate Parental Rights	TP	0	▼	-100.0%	-1
	Total		213	▲	30.7%	+50
GRAND TOTAL			396	▲	43.5%	+120

Dispositions by Major Case Category**

Category	Summary	Change	% Change	Absolute Change	
Adult Criminal	96	▲	+88.2%	+45	
Child Dependency	15	▲	+66.7%	+6	
Child in Need of Services/Supervision	5	▼	-28.6%	-2	
Custody and Visitation	107	▲	+91.1%	+51	
Delinquency	63	▲	+28.6%	+14	
Juvenile Miscellaneous	2	▼	-77.8%	-7	
New to Workload Study	1	▲	-	+1	
Other	41	▲	+2.5%	+1	
Protective Orders	18	▲	+63.6%	+7	
Support	30	▲	+20.0%	+5	
Traffic	18	▼	-5.3%	-1	
GRAND TOTAL		396	▲	43.5%	+120

* Compared to same time period as previous year
 7/11/2024 12:31:58PM

** Case Type Categories are defined in the 2017 Virginia Judicial Workload Assessment
 Source: SCV-SQL-Information

