

**Commonwealth of Virginia
Caseload Statistics of the J&DR District Courts**

Accomack

December 2016

	Filing Type	Hearings Per Case	Filings	Hearings	Concluded	Clearance Rate
Adult						
Capias	CA	3.5	0	3	2	0%
Criminal Felony	CF	2.0	1	4	1	100%
Criminal Misdemeanor	CM	2.1	20	44	16	80%
Protective Order – Family Abuse	FP	2.2	4	9	5	125%
Other	OT	1.0	1	1	1	100%
Show Cause	SC	2.5	12	27	13	108%
Restricted License - Support	SL	3.0	0	1	1	0%
Civil Support	VS	1.0	13	16	5	38%
Adult Total			51	105	44	86.3%
Juvenile						
Abuse or Neglect	AN	1.0	3	4	3	100%
Custody Visitation	CV	1.9	38	72	34	89%
Delinquency Felony	DF	3.0	3	8	1	33%
Delinquency Misdemeanor	DM	2.9	4	12	7	175%
Emancipation	EP	1.0	1	1	1	100%
Paternity	PT	0.0	1	2	0	0%
Remand Custody	RC	1.0	2	2	2	100%
Remand Visitation	RV	1.0	2	2	2	100%
Status Offense	ST	1.0	2	1	1	50%
Traffic	T	1.3	4	4	3	75%
Juvenile Total			60	108	54	90.0%
Totals			111	213	98	88.3%



	Total Filings with %
Custody Visitation (CV)	38 34%
Criminal Misdemeanor (CM)	20 18%
Civil Support (VS)	13 12%
Show Cause (SC)	12 11%
Delinquency Misdemeanor (DM)	4 4%
Others	24 22%
Total	111 100%

Special Case Activities

Emergency Protective Order	PE	1.0	11
----------------------------	----	-----	----

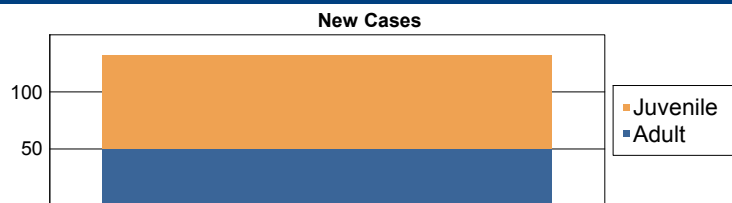
Commonwealth of Virginia
Caseload Statistics of the J&DR District Courts

Accomack

November 2016

	Filing Type	Hearings Per Case	Filings	Hearings	Concluded	Clearance Rate
Adult						
Capias	CA	2.2	1	9	6	600%
Criminal Felony	CF	0.0	4	6	0	0%
Criminal Misdemeanor	CM	2.0	15	36	24	160%
Protective Order – Family Abuse	FP	1.5	6	11	4	67%
Other	OT	1.0	1	1	1	100%
Remand Support	RS	1.0	2	2	2	100%
Show Cause	SC	2.3	12	34	18	150%
Civil Support	VS	1.4	9	14	7	78%
Adult Total			50	113	62	124.0%
Juvenile						
Abuse or Neglect	AN	2.7	2	7	3	150%
Capias	CA	0.0	0	1	0	0%
Child in Need of Services	CS	0.0	1	1	0	0%
Custody Visitation	CV	1.6	58	91	62	107%
Delinquency Felony	DF	0.0	0	2	0	0%
Delinquency Misdemeanor	DM	2.9	8	24	7	88%
Paternity	PT	2.0	0	1	1	0%
Remand Custody	RC	1.0	2	2	2	100%
Remand Visitation	RV	1.0	2	2	2	100%
Status Offense	ST	1.7	2	3	3	150%
Traffic	T	1.1	7	6	7	100%
Juvenile Total			82	140	87	106.1%

Totals			132	253	149	112.9%
---------------	--	--	------------	------------	------------	---------------



	Total Filings with %
Custody Visitation (CV)	58 44%
Criminal Misdemeanor (CM)	15 11%
Show Cause (SC)	12 9%
Civil Support (VS)	9 7%
Delinquency Misdemeanor (DM)	8 6%
Others	30 23%
Total	132 100%

Special Case Activities

Emergency Protective Order	PE	1.0	10
Emergency Protective Order	PE	1.0	2

Commonwealth of Virginia
Caseload Statistics of the J&DR District Courts

Accomack

October 2016

	Filing Type	Hearings Per Case	Filings	Hearings	Concluded	Clearance Rate
Adult						
Capias	CA	2.0	2	7	4	200%
Criminal Felonv	CF	3.0	0	1	1	0%
Criminal Misdemeanor	CM	3.2	18	36	13	72%
Protective Order – Family Abuse	FP	1.7	6	10	7	117%
Other	OT	2.7	0	3	3	0%
Show Cause	SC	2.4	20	46	24	120%
Restricted License - Support	SL	2.0	2	4	1	50%
Civil Support	VS	1.2	11	17	13	118%
Adult Total			59	124	66	111.9%
Juvenile						
Capias	CA	0.0	0	1	0	0%
Relief of Custody	CR	1.0	1	1	1	100%
Custody Visitation	CV	1.2	64	89	52	81%
Delinquency Felonv	DF	3.0	1	10	8	800%
Delinquency Misdemeanor	DM	2.3	6	14	4	67%
Foster Care Review	FC	1.0	3	3	3	100%
Paternity	PT	0.0	1	1	0	0%
Status Offense	ST	3.4	1	6	5	500%
Traffic	T	1.8	6	13	11	183%
Juvenile Total			83	138	84	101.2%
Totals			142	262	150	105.6%



	Total Filings with %
Custody Visitation (CV)	64 45%
Show Cause (SC)	20 14%
Criminal Misdemeanor (CM)	18 13%
Civil Support (VS)	11 8%
Delinquency Misdemeanor (DM)	6 4%
Others	23 16%
Total	142 100%

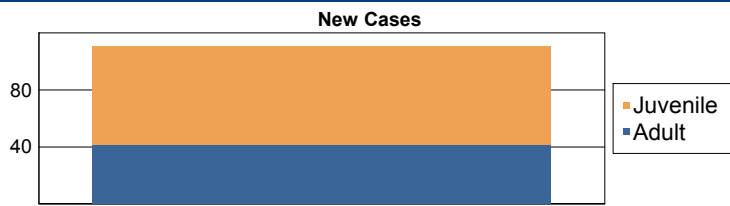
Special Case Activities

Emergency Protective Order	PE	1.0	4
----------------------------	----	-----	---

Commonwealth of Virginia
Caseload Statistics of the J&DR District Courts
September 2016

Accomack

	Filing Type	Hearings Per Case	Filings	Hearings	Concluded	Clearance Rate
Adult						
Capias	CA	1.7	4	8	6	150%
Criminal Felony	CF	2.2	0	5	5	0%
Criminal Misdemeanor	CM	2.1	10	33	15	150%
Protective Order – Family Abuse	FP	2.5	5	10	4	80%
Show Cause	SC	2.6	12	44	16	133%
Civil Support	VS	1.8	11	24	20	182%
Adult Total			42	124	66	157.1%
Juvenile						
Abuse or Neglect	AN	3.0	0	19	9	0%
Child in Need of Services	CS	3.0	0	1	1	0%
Custody Visitation	CV	1.2	54	80	43	80%
Delinquency Felony	DF	4.2	5	19	13	260%
Delinquency Misdemeanor	DM	4.3	6	10	4	67%
Emancipation	EP	1.0	1	1	1	100%
Paternity	PT	0.0	1	1	0	0%
Status Offense	ST	3.0	0	3	2	0%
Traffic	T	2.0	2	5	4	200%
Juvenile Total			69	139	77	111.6%
Totals			111	263	143	128.8%



	Total Filings with %	
Custody Visitation (CV)	54	49%
Show Cause (SC)	12	11%
Civil Support (VS)	11	10%
Criminal Misdemeanor (CM)	10	9%
Delinquency Misdemeanor (DM)	6	5%
Others	18	16%
Total	111	100%

Special Case Activities

Emergency Protective Order	PE	1.0	11
----------------------------	----	-----	----

Commonwealth of Virginia
Caseload Statistics of the J&DR District Courts
August 2016

Accomack

	Filing Type	Hearings Per Case	Filings	Hearings	Concluded	Clearance Rate
Adult						
Protective Order - Non Family Abuse	AP	1.0	1	1	1	100%
Capias	CA	2.2	3	8	5	167%
Criminal Felony	CF	2.0	3	6	1	33%
Criminal Misdemeanor	CM	2.3	19	45	19	100%
Protective Order – Family Abuse	FP	2.1	4	10	8	200%
Other	OT	2.0	2	4	1	50%
Show Cause	SC	2.3	11	37	23	209%
Civil Support	VS	1.6	16	26	14	88%
Adult Total			59	137	72	122.0%
Juvenile						
Abuse or Neglect	AN	0.0	10	11	0	0%
Relief of Custody	CR	2.0	1	2	1	100%
Child in Need of Services	CS	0.0	0	1	0	0%
Custody Visitation	CV	1.7	51	105	73	143%
Delinquency Felony	DF	2.4	11	38	15	136%
Delinquency Misdemeanor	DM	2.3	3	18	10	333%
Paternity	PT	2.0	0	1	1	0%
Status Offense	ST	3.0	0	7	2	0%
Traffic	T	1.1	16	12	10	63%
Termination of Parental Rights	TP	2.0	0	1	1	0%
Juvenile Total			92	196	113	122.8%
Totals			151	333	185	122.5%



	Total Filings with %	
Custody Visitation (CV)	51	34%
Criminal Misdemeanor (CM)	19	13%
Civil Support (VS)	16	11%
Traffic (T)	16	11%
Delinquency Felony (DF)	11	7%
Others	38	25%
Total	151	100%

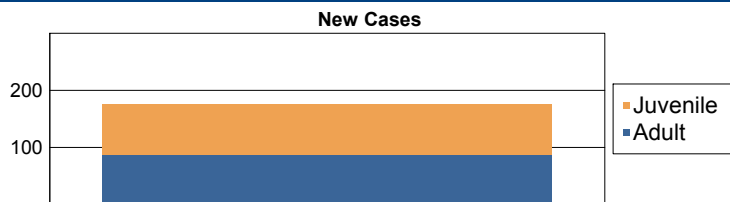
Special Case Activities

Emergency Protective Order	PE	1.0	7
----------------------------	----	-----	---

Commonwealth of Virginia
Caseload Statistics of the J&DR District Courts
July 2016

Accomack

	Filing Type	Hearings Per Case	Filings	Hearings	Concluded	Clearance Rate
Adult						
Capias	CA	2.1	9	17	9	100%
Criminal Felonv	CF	2.0	2	5	3	150%
Criminal Misdemeanor	CM	2.5	23	41	13	57%
Protective Order – Family Abuse	FP	2.2	8	16	6	75%
Other	OT	3.0	1	3	1	100%
Remand Support	RS	1.0	1	1	1	100%
Show Cause	SC	2.8	28	62	26	93%
Civil Support	VS	2.1	15	30	19	127%
Adult Total			87	175	78	89.7%
Juvenile						
Protective Order – Non Family Abuse	AP	1.0	1	1	1	100%
Relief of Custody	CR	1.0	2	2	2	100%
Custody Visitation	CV	1.6	46	81	36	78%
Delinquency Felonv	DF	2.6	2	25	7	350%
Delinquency Misdemeanor	DM	1.8	11	25	13	118%
Entrustment Agreement	ET	1.0	1	1	1	100%
Initial Foster Care Review	IF	1.0	1	1	1	100%
Paternity	PT	1.5	1	2	2	200%
Remand Custody	RC	1.0	2	2	2	100%
Remand Visitation	RV	1.0	2	2	2	100%
Status Offense	ST	0.0	3	5	0	0%
Traffic	T	1.3	15	16	15	100%
Termination of Parental Rights	TP	1.0	1	1	1	100%
Juvenile Total			88	164	83	94.3%
Totals			175	339	161	92.0%



	Total Filings with %
Custody Visitation (CV)	46 26%
Show Cause (SC)	28 16%
Criminal Misdemeanor (CM)	23 13%
Civil Support (VS)	15 9%
Traffic (T)	15 9%
Others	48 27%
Total	175 100%

Special Case Activities

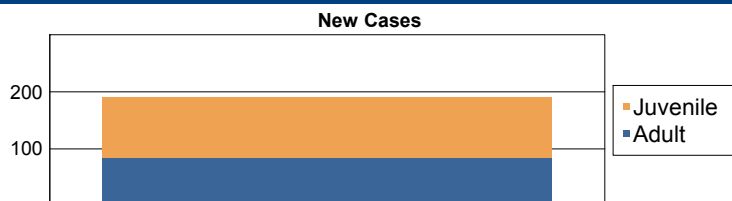
Emergency Protective Order	PE	1.0	8
----------------------------	----	-----	---

**Commonwealth of Virginia
Caseload Statistics of the J&DR District Courts**

Accomack

June 2016

	Filing Type	Hearings Per Case	Filings	Hearings	Concluded	Clearance Rate
Adult						
Capias	CA	2.5	3	9	4	133%
Criminal Felony	CF	2.0	3	5	2	67%
Criminal Misdemeanor	CM	2.7	17	50	18	106%
Protective Order – Family Abuse	FP	1.5	7	13	8	114%
Other	OT	0.0	1	1	0	0%
Remand Support	RS	1.0	3	3	3	100%
Show Cause	SC	3.0	24	80	37	154%
Civil Support	VS	1.4	26	33	21	81%
Adult Total			84	194	93	110.7%
Juvenile						
Abuse or Neglect	AN	0.0	1	1	0	0%
Relief of Custody	CR	1.5	1	2	2	200%
Child in Need of Services	CS	0.0	1	1	0	0%
Custody Visitation	CV	1.7	58	87	44	76%
Delinquency Felony	DF	3.1	13	37	8	62%
Delinquency Misdemeanor	DM	2.9	12	37	17	142%
Foster Care Review	FC	1.0	1	1	1	100%
Initial Foster Care Review	IF	1.0	1	1	1	100%
Permanency Planning	PH	1.0	2	2	2	100%
Paternity	PT	0.0	1	1	0	0%
Remand Custody	RC	1.0	1	1	1	100%
Remand Visitation	RV	1.0	1	1	1	100%
Status Offense	ST	2.0	1	7	1	100%
Traffic	T	1.2	10	10	9	90%
Termination of Parental Rights	TP	1.0	2	2	1	50%
Juvenile Total			106	191	88	83.0%
Totals			190	385	181	95.3%



	Total Filings with %
Custody Visitation (CV)	58 31%
Civil Support (VS)	26 14%
Show Cause (SC)	24 13%
Criminal Misdemeanor (CM)	17 9%
Delinquency Felony (DF)	13 7%
Others	52 27%
Total	190 100%

Special Case Activities

Emergency Protective Order	PE	1.0	10
----------------------------	----	-----	----

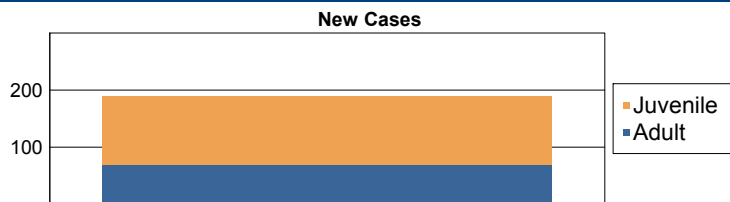
Commonwealth of Virginia
Caseload Statistics of the J&DR District Courts
 May 2016

Accomack

	Filing Type	Hearings Per Case	Filings	Hearings	Concluded	Clearance Rate
Adult						
Protective Order - Non Familv Abuse	AP	1.0	1	1	1	100%
Capias	CA	1.8	4	9	5	125%
Criminal Felonv	CF	2.5	3	5	2	67%
Criminal Misdemeanor	CM	2.3	14	31	10	71%
Protective Order – Familv Abuse	FP	1.6	7	10	5	71%
Other	OT	0.0	0	1	0	0%
Remand Support	RS	1.0	3	3	3	100%
Show Cause	SC	2.6	19	58	26	137%
Civil Support	VS	2.1	17	29	18	106%
Adult Total			68	147	70	102.9%

Juvenile						
Relief of Custodv	CR	0.0	1	1	0	0%
Custodv Visitation	CV	1.5	54	77	50	93%
Delinquencv Felonv	DF	2.8	18	26	8	44%
Delinquencv Misdemeanor	DM	2.8	17	28	9	53%
Entrustment Aqreement	ET	1.0	1	1	1	100%
Initial Foster Care Review	IF	1.0	1	1	1	100%
Permanencv Planning	PH	1.0	2	2	2	100%
Paternity	PT	0.0	1	1	0	0%
Remand Custodv	RC	1.0	5	5	5	100%
Remand Visitation	RV	1.0	5	5	5	100%
Status Offense	ST	3.0	6	8	2	33%
Traffic	T	1.1	7	8	7	100%
Termination of Parental Rihts	TP	1.0	3	3	3	100%
Juvenile Total			121	166	93	76.9%

Totals			189	313	163	86.2%
---------------	--	--	------------	------------	------------	--------------



	Total Filings with %
Custody Visitation (CV)	54 29%
Show Cause (SC)	19 10%
Delinquency Felony (DF)	18 10%
Civil Support (VS)	17 9%
Delinquency Misdemeanor (DM)	17 9%
Others	64 34%
Total	189 100%

Special Case Activities

Emeraency Protective Order	PE	1.0	9
Emeraency Custodv Order	EC	1.0	2

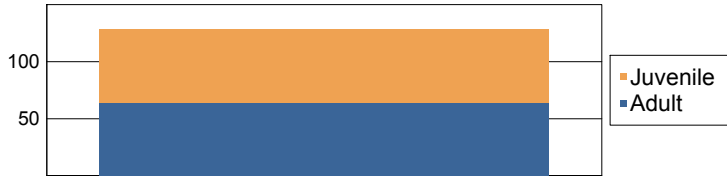
**Commonwealth of Virginia
Caseload Statistics of the J&DR District Courts**

Accomack

April 2016

	Filing Type	Hearings Per Case	Filings	Hearings	Concluded	Clearance Rate
Adult						
Capias	CA	2.1	6	19	13	217%
Criminal Felony	CF	2.1	4	11	7	175%
Criminal Misdemeanor	CM	2.6	10	38	18	180%
Protective Order – Family Abuse	FP	1.6	6	10	5	83%
Show Cause	SC	2.4	20	47	25	125%
Civil Support	VS	1.6	18	27	22	122%
Adult Total			64	152	90	140.6%
Juvenile						
Abuse or Neglect	AN	2.0	3	6	3	100%
Capias	CA	0.0	1	1	0	0%
Custody Visitation	CV	1.7	48	60	34	71%
Delinquency Felony	DF	4.0	4	13	1	25%
Delinquency Misdemeanor	DM	2.5	2	21	12	600%
Foster Care Review	FC	1.0	1	1	1	100%
Paternity	PT	2.3	1	3	3	300%
Show Cause	SC	1.0	1	1	1	100%
Status Offense	ST	4.0	0	4	1	0%
Traffic	T	1.5	3	5	4	133%
Juvenile Total			64	115	60	93.8%
Totals			128	267	150	117.2%

New Cases



	Total Filings with %
Custody Visitation (CV)	48 38%
Show Cause (SC)	21 16%
Civil Support (VS)	18 14%
Criminal Misdemeanor (CM)	10 8%
Capias (CA)	7 5%
Others	24 19%
Total	128 100%

Special Case Activities

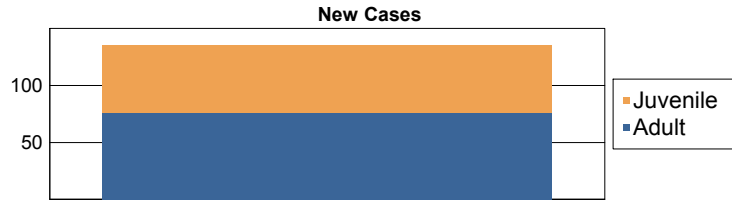
Emergency Protective Order	PE	1.0	11
Emergency Custody Order	EC	1.0	2
Temporary Detention Order	TD	1.0	2

Commonwealth of Virginia
Caseload Statistics of the J&DR District Courts

Accomack

March 2016

	Filing Type	Hearings Per Case	Filings	Hearings	Concluded	Clearance Rate
Adult						
Capias	CA	2.2	7	26	12	171%
Criminal Felonv	CF	2.0	0	1	1	0%
Criminal Misdemeanor	CM	2.0	21	38	15	71%
Protective Order – Family Abuse	FP	1.5	8	12	6	75%
Show Cause	SC	2.3	23	68	22	96%
Civil Support	VS	1.6	17	34	21	124%
Adult Total			76	179	77	101.3%
Juvenile						
Custody Visitation	CV	1.5	33	55	41	124%
Delinquency Felonv	DF	3.5	4	13	4	100%
Delinquency Misdemeanor	DM	3.4	11	20	5	45%
Foster Care Review	FC	1.0	1	1	1	100%
Show Cause	SC	3.0	0	1	1	0%
Status Offense	ST	1.3	5	7	4	80%
Traffic	T	2.3	5	6	4	80%
Juvenile Total			59	103	60	101.7%
Totals			135	282	137	101.5%



	Total Filings with %	
Custody Visitation (CV)	33	24%
Show Cause (SC)	23	17%
Criminal Misdemeanor (CM)	21	16%
Civil Support (VS)	17	13%
Delinquency Misdemeanor (DM)	11	8%
Others	30	22%
Total	135	100%

Special Case Activities

Emergency Protective Order	PE	1.0	20
----------------------------	----	-----	----

Commonwealth of Virginia
Caseload Statistics of the J&DR District Courts

Accomack

February 2016

	Filing Type	Hearings Per Case	Filings	Hearings	Concluded	Clearance Rate
Adult						
Capias	CA	1.9	12	19	8	67%
Criminal Felony	CF	2.0	2	11	7	350%
Criminal Misdemeanor	CM	2.2	9	22	15	167%
Protective Order – Family Abuse	FP	2.3	2	5	4	200%
Other	OT	0.0	1	1	0	0%
Show Cause	SC	1.9	25	47	17	68%
Civil Support	VS	1.5	15	24	13	87%
Adult Total			66	129	64	97.0%
Juvenile						
Custody Visitation	CV	1.8	31	57	36	116%
Delinquency Felony	DF	2.5	0	6	2	0%
Delinquency Misdemeanor	DM	2.8	5	15	8	160%
Foster Care Review	FC	1.0	3	3	3	100%
Permanency Planning	PH	1.0	1	1	1	100%
Paternity	PT	0.0	0	1	0	0%
Status Offense	ST	2.5	0	2	2	0%
Traffic	T	1.8	3	3	4	133%
Termination of Parental Rights	TP	1.0	1	1	1	100%
Juvenile Total			44	89	57	129.5%
Totals			110	218	121	110.0%



	Total Filings with %
Custody Visitation (CV)	31 28%
Show Cause (SC)	25 23%
Civil Support (VS)	15 14%
Capias (CA)	12 11%
Criminal Misdemeanor (CM)	9 8%
Others	18 16%
Total	110 100%

Special Case Activities


Emergency Protective Order	PE	1.0	7
----------------------------	----	-----	---

Commonwealth of Virginia
Caseload Statistics of the J&DR District Courts

Accomack

January 2016

	Filing Type	Hearings Per Case	Filings	Hearings	Concluded	Clearance Rate
Adult						
Capias	CA	0.0	1	2	0	0%
Criminal Felony	CF	1.7	12	14	3	25%
Criminal Misdemeanor	CM	2.4	23	42	15	65%
Protective Order – Family Abuse	FP	2.8	3	6	4	133%
Show Cause	SC	1.6	23	41	12	52%
Civil Support	VS	1.5	22	36	21	95%
Adult Total			84	141	55	65.5%
Juvenile						
Custody Visitation	CV	1.8	49	88	63	129%
Delinquency Felony	DF	0.0	3	8	0	0%
Delinquency Misdemeanor	DM	3.3	7	33	12	171%
Foster Care Review	FC	1.5	1	2	2	200%
Paternity	PT	0.0	0	1	0	0%
Status Offense	ST	3.0	2	5	2	100%
Traffic	T	1.4	7	9	8	114%
Juvenile Total			69	146	87	126.1%
Totals			153	287	142	92.8%



	Total Filings with %	
Custody Visitation (CV)	49	32%
Criminal Misdemeanor (CM)	23	15%
Show Cause (SC)	23	15%
Civil Support (VS)	22	14%
Criminal Felony (CF)	12	8%
Others	24	16%
Total	153	100%

Special Case Activities

Emergency Protective Order	PE	1.0	12
----------------------------	----	-----	----

Commonwealth of Virginia
Caseload Statistics of the J&DR District Courts

Albemarle

December 2016

	Filing Type	Hearings Per Case	Filings	Hearings	Concluded	Clearance Rate
Adult						
Protective Order - Non Familv Abuse	AP	2.0	1	2	1	100%
Capias	CA	2.2	4	11	6	150%
Criminal Felony	CF	3.9	3	17	7	233%
Criminal Misdemeanor	CM	3.2	18	49	23	128%
Protective Order – Familv Abuse	FP	3.1	7	16	7	100%
Motion - Modifv Protective Order	MP	1.0	1	1	1	100%
Protective Order - Violation of Protective Order Conviction	PV	1.0	5	5	5	100%
Remand Support	RS	1.0	22	22	22	100%
Show Cause	SC	2.8	12	44	14	117%
Civil Support	VS	2.5	18	38	16	89%
Adult Total			91	205	102	112.1%
Juvenile						
Abuse or Nealect	AN	3.2	2	15	9	450%
Protective Order – Non Familv Abuse	AP	2.0	2	4	3	150%
Child in Need of Services	CS	2.0	0	1	1	0%
Custody Visitation	CV	3.1	80	276	67	84%
Delinquency Felony	DF	5.0	0	15	1	0%
Delinquency Misdemeanor	DM	3.1	19	50	18	95%
Foster Care Review	FC	1.0	1	1	1	100%
Initial Foster Care Review	IF	1.0	1	1	1	100%
Motion - Modifv Protective Order	MP	0.0	3	5	0	0%
Permanency Planning	PH	1.0	9	10	5	56%
Paternity	PT	2.0	2	6	1	50%
Remand Custody	RC	1.0	24	24	24	100%
Child at Risk of Abuse or Nealect	RI	2.0	6	12	1	17%
Remand Visitation	RV	1.0	23	23	23	100%
Status Offense	ST	0.0	0	5	0	0%
Traffic	T	1.5	17	19	13	76%
Termination of Parental Rihts	TP	1.6	12	18	7	58%
Truancy/Runaway (Child in Need of Supervision)	TR	2.0	3	6	3	100%
Juvenile Total			204	491	178	87.3%
Totals			295	696	280	94.9%



	Total Filings with %
Custody Visitation (CV)	80 27%
Remand Custody (RC)	24 8%
Remand Visitation (RV)	23 8%
Remand Support (RS)	22 7%
Delinquency Misdemeanor (DM)	19 6%
Others	127 43%
Total	295 100%

Special Case Activities

Emergency Protective Order	PE	1.0	10
Emergency Protective Order	PE	1.0	2
Temporary Detention Order	TD	1.0	14

Commonwealth of Virginia
Caseload Statistics of the J&DR District Courts

Albemarle

November 2016

	Filing Type	Hearings Per Case	Filings	Hearings	Concluded	Clearance Rate
Adult						
Protective Order - Non Family Abuse	AP	3.0	0	1	1	0%
Capias	CA	2.3	5	16	9	180%
Criminal Felony	CF	3.6	10	57	16	160%
Criminal Misdemeanor	CM	2.9	12	67	28	233%
Protective Order – Family Abuse	FP	2.5	5	16	10	200%
Motion - Modify Protective Order	MP	1.0	5	5	5	100%
Other	OT	1.0	1	1	1	100%
Protective Order - Violation of Protective Order Conviction	PV	1.0	4	4	4	100%
Show Cause	SC	4.3	20	63	17	85%
Restricted License - Support	SL	1.0	1	1	1	100%
Civil Support	VS	1.8	25	45	27	108%
Adult Total			88	276	119	135.2%
Juvenile						
Abuse or Neglect	AN	4.0	6	13	1	17%
Protective Order – Non Family Abuse	AP	1.0	2	3	1	50%
Child in Need of Services	CS	3.0	1	3	1	100%
Custody Visitation	CV	3.7	75	282	79	105%
Delinquency Felony	DF	4.6	3	23	5	167%
Delinquency Misdemeanor	DM	3.5	14	60	19	136%
Foster Care Review	FC	1.0	6	6	6	100%
Motion - Modify Protective Order	MP	2.0	1	5	2	200%
Permanency Planning	PH	1.0	18	18	17	94%
Paternity	PT	0.0	2	2	0	0%
Child at Risk of Abuse or Neglect	RI	2.0	2	4	2	100%
Status Offense	ST	2.5	3	16	4	133%
Traffic	T	2.5	2	6	4	200%
Termination of Parental Rights	TP	0.0	6	6	0	0%
Truancy/Runaway (Child in Need of Supervision)	TR	0.0	0	2	0	0%
	VA	1.0	1	1	1	100%
Juvenile Total			142	450	142	100.0%
Totals			230	726	261	113.5%

New Cases



	Total Filings with %
Custody Visitation (CV)	75 33%
Civil Support (VS)	25 11%
Show Cause (SC)	20 9%
Permanency Planning (PH)	18 8%
Delinquency Misdemeanor (DM)	14 6%
Others	78 34%
Total	230 100%

Special Case Activities

Emergency Protective Order	PE	1.0	11
----------------------------	----	-----	----

**Commonwealth of Virginia
Caseload Statistics of the J&DR District Courts**

Albemarle

October 2016

	Filing Type	Hearings Per Case	Filings	Hearings	Concluded	Clearance Rate
Adult						
Capias	CA	4.6	4	22	10	250%
Criminal Felony	CF	2.7	7	23	6	86%
Criminal Misdemeanor	CM	3.2	26	72	21	81%
Protective Order – Family Abuse	FP	2.5	12	32	12	100%
Motion - Modifv Protective Order	MP	1.0	4	4	4	100%
Other	OT	1.0	1	1	1	100%
Protective Order - Violation of Protective Order Conviction	PV	1.0	3	3	3	100%
Show Cause	SC	4.1	22	74	31	141%
Restricted License - Support	SL	1.0	1	1	1	100%
Civil Support	VS	2.0	37	93	53	143%
Adult Total			117	325	142	121.4%
Juvenile						
Abuse or Nelect	AN	3.4	6	18	5	83%
Child in Need of Services	CS	4.0	0	2	1	0%
Custody Visitation	CV	2.7	127	345	113	89%
Delinquency Felony	DF	5.0	2	11	1	50%
Delinquency Misdemeanor	DM	3.1	13	47	9	69%
Foster Care Review	FC	1.0	2	2	2	100%
Motion - Modifv Protective Order	MP	1.0	4	4	2	50%
Permanency Planning	PH	1.0	4	4	4	100%
Paternity	PT	2.0	2	8	5	250%
Child at Risk of Abuse or Nelect	RI	3.0	0	2	1	0%
Status Offense	ST	1.5	8	11	4	50%
Traffic	T	1.3	8	9	8	100%
Truancy/Runaway (Child in Need of Supervision)	TR	3.0	2	6	1	50%
Juvenile Total			178	469	156	87.6%
Totals			295	794	298	101.0%



	Total Filings with %
Custody Visitation (CV)	127 43%
Civil Support (VS)	37 13%
Criminal Misdemeanor (CM)	26 9%
Show Cause (SC)	22 7%
Delinquency Misdemeanor (DM)	13 4%
Others	70 24%
Total	295 100%

Special Case Activities

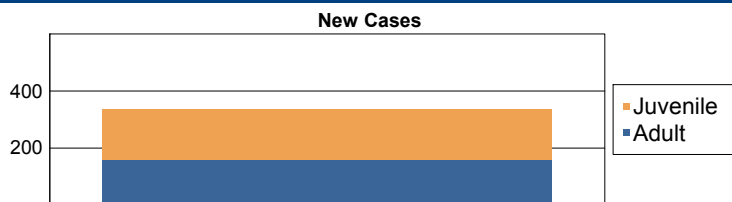
Emergency Protective Order	PE	1.0	22
Emergency Custody Order	EC	1.0	2
Temporary Detention Order	TD	1.0	4

Commonwealth of Virginia
Caseload Statistics of the J&DR District Courts

Albemarle

September 2016

	Filing Type	Hearings Per Case	Filings	Hearings	Concluded	Clearance Rate
Adult						
Protective Order - Non Family Abuse	AP	0.0	0	1	0	0%
Capias	CA	3.3	7	19	3	43%
Criminal Felony	CF	2.5	29	71	6	21%
Criminal Misdemeanor	CM	2.8	26	94	21	81%
Protective Order – Family Abuse	FP	2.3	13	35	15	115%
Motion - Modify Protective Order	MP	1.0	7	7	7	100%
Protective Order - Violation of Protective Order Conviction	PV	1.0	3	3	3	100%
Remand Support	RS	1.0	1	1	1	100%
Show Cause	SC	3.1	35	89	27	77%
Civil Support	VS	2.0	36	67	33	92%
Adult Total			157	387	116	73.9%
Juvenile						
Abuse or Neglect	AN	3.0	0	6	2	0%
Child in Need of Services	CS	1.0	1	1	1	100%
Custody Visitation	CV	3.3	131	334	136	104%
Delinquency Felony	DF	5.0	3	16	7	233%
Delinquency Misdemeanor	DM	4.9	12	44	18	150%
Entrustment Agreement	ET	2.0	0	1	1	0%
Foster Care Review	FC	1.0	5	5	5	100%
Initial Foster Care Review	IF	1.0	1	1	1	100%
Motion - Modify Protective Order	MP	1.0	4	4	2	50%
Permanency Planning	PH	1.0	3	3	3	100%
Paternity	PT	2.0	2	3	1	50%
Child at Risk of Abuse or Neglect	RI	3.0	1	2	1	100%
Status Offense	ST	1.0	4	4	1	25%
Traffic	T	1.4	7	13	8	114%
Truancy/Runaway (Child in Need of Supervision)	TR	5.0	2	4	1	50%
	VA	1.0	2	2	2	100%
Juvenile Total			178	443	190	106.7%
Totals			335	830	306	91.3%



	Total Filings with %
Custody Visitation (CV)	131 39%
Civil Support (VS)	36 11%
Show Cause (SC)	35 10%
Criminal Felony (CF)	29 9%
Criminal Misdemeanor (CM)	26 8%
Others	78 23%
Total	335 100%

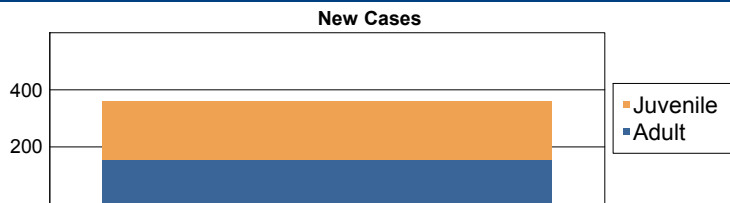
Special Case Activities

Emergency Protective Order	PE	1.0	29
Temporary Detention Order	TD	1.0	2

Commonwealth of Virginia
Caseload Statistics of the J&DR District Courts
August 2016

Albemarle

	Filing Type	Hearings Per Case	Filings	Hearings	Concluded	Clearance Rate
Adult						
Protective Order - Non Family Abuse	AP	0.0	1	1	0	0%
Capias	CA	2.1	7	14	8	114%
Criminal Felony	CF	3.5	11	26	4	36%
Criminal Misdemeanor	CM	2.9	30	98	34	113%
Protective Order – Family Abuse	FP	2.5	19	44	19	100%
Motion - Modify Protective Order	MP	1.0	4	4	4	100%
Protective Order - Violation of Protective Order Conviction	PV	1.0	7	7	7	100%
Show Cause	SC	2.9	33	88	36	109%
Civil Support	VS	2.1	44	99	46	105%
Adult Total			156	381	158	101.3%
Juvenile						
Abuse or Neglect	AN	4.0	6	24	12	200%
Child in Need of Services	CS	3.0	1	4	3	300%
Custody Visitation	CV	3.0	138	409	133	96%
Delinquency Felony	DF	3.5	4	11	2	50%
Delinquency Misdemeanor	DM	4.0	9	45	21	233%
Foster Care Review	FC	1.0	9	9	9	100%
Initial Foster Care Review	IF	1.0	1	1	1	100%
Permanency Planning	PH	1.0	18	18	17	94%
Paternity	PT	3.2	5	11	5	100%
Child at Risk of Abuse or Neglect	RI	0.0	0	1	0	0%
Status Offense	ST	2.2	1	5	5	500%
Traffic	T	2.8	8	21	16	200%
Truancy/Runaway (Child in Need of Supervision)	TR	1.7	3	4	3	100%
	VA	1.0	2	2	2	100%
Juvenile Total			205	565	229	111.7%
Totals			361	946	387	107.2%



	Total Filings with %
Custody Visitation (CV)	138 38%
Civil Support (VS)	44 12%
Show Cause (SC)	33 9%
Criminal Misdemeanor (CM)	30 8%
Protective Order – Family Abuse (FP)	19 5%
Others	97 27%
Total	361 100%

Special Case Activities

Emergency Protective Order	PE	1.0	20
Temporary Detention Order	TD	1.0	4

Commonwealth of Virginia
Caseload Statistics of the J&DR District Courts

Albemarle

July 2016

	Filing Type	Hearings Per Case	Filings	Hearings	Concluded	Clearance Rate
Adult						
Protective Order - Non Familv Abuse	AP	3.0	0	1	1	0%
Capias	CA	3.3	3	14	3	100%
Criminal Felony	CF	3.4	4	28	16	400%
Criminal Misdemeanor	CM	3.1	31	77	10	32%
Protective Order – Familv Abuse	FP	2.2	15	31	9	60%
Motion - Modifv Protective Order	MP	1.7	2	3	3	150%
Other	OT	1.5	1	2	2	200%
Protective Order - Violation of Protective Order Conviction	PV	1.0	1	1	1	100%
Show Cause	SC	3.3	18	68	20	111%
Civil Support	VS	3.3	19	69	39	205%
Adult Total			94	294	104	110.6%
Juvenile						
Abuse or Nealect	AN	3.3	2	22	8	400%
Child in Need of Services	CS	3.7	0	4	3	0%
Custody Visitation	CV	2.1	142	281	99	70%
Delinquency Felony	DF	4.0	0	8	2	0%
Delinquency Misdemeanor	DM	3.3	2	32	12	600%
Entrustment Agreement	ET	0.0	1	1	0	0%
Foster Care Review	FC	1.0	4	4	4	100%
Motion - Modifv Protective Order	MP	1.0	4	4	4	100%
Permanency Planning	PH	1.0	3	3	3	100%
Paternity	PT	0.0	0	2	0	0%
Child at Risk of Abuse or Nealect	RI	0.0	1	1	0	0%
Status Offense	ST	1.0	4	6	2	50%
Traffic	T	1.7	7	13	3	43%
Truancy/Runaway (Child in Need of Supervision)	TR	0.0	0	1	0	0%
Juvenile Total			170	382	140	82.4%
Totals			264	676	244	92.4%



	Total Filings with %
Custody Visitation (CV)	142 54%
Criminal Misdemeanor (CM)	31 12%
Civil Support (VS)	19 7%
Show Cause (SC)	18 7%
Protective Order – Family Abuse (FP)	15 6%
Others	39 15%
Total	264 100%

Special Case Activities

Emergency Protective Order	PE	1.0	24
----------------------------	----	-----	----

Commonwealth of Virginia
Caseload Statistics of the J&DR District Courts

Albemarle

June 2016

	Filing Type	Hearings Per Case	Filings	Hearings	Concluded	Clearance Rate
Adult						
Protective Order - Non Familv Abuse	AP	3.0	0	1	1	0%
Capias	CA	1.5	3	14	4	133%
Criminal Felonv	CF	2.7	11	33	6	55%
Criminal Misdemeanor	CM	1.9	46	89	31	67%
Protective Order – Familv Abuse	FP	2.3	10	23	10	100%
Motion - Modifv Protective Order	MP	1.0	6	6	6	100%
Other	OT	1.0	1	1	1	100%
Protective Order - Violation of Protective Order Conviction	PV	1.0	4	4	4	100%
Remand Support	RS	1.0	19	19	19	100%
Show Cause	SC	2.6	24	94	31	129%
Restricted License - Support	SL	2.0	1	2	1	100%
Civil Support	VS	1.5	56	104	38	68%
Adult Total			181	390	152	84.0%
Juvenile						
Abuse or Neglect	AN	3.2	12	34	6	50%
Child in Need of Services	CS	2.0	2	5	2	100%
Custodv Visitation	CV	2.6	132	389	125	95%
Delinquency Felonv	DF	4.3	0	18	6	0%
Delinquency Misdemeanor	DM	3.6	19	62	25	132%
Foster Care Review	FC	1.0	6	6	6	100%
Initial Foster Care Review	IF	1.0	3	3	3	100%
Motion - Modifv Protective Order	MP	2.0	0	3	3	0%
Permanency Planning	PH	1.4	14	18	18	129%
Paternity	PT	2.0	0	3	1	0%
Remand Custodv	RC	1.0	18	18	18	100%
Remand Visitation	RV	1.0	18	18	18	100%
Status Offense	ST	1.3	8	10	10	125%
Traffic	T	1.3	11	15	8	73%
Termination of Parental Rihts	TP	3.0	0	8	8	0%
Truancy/Runaway (Child in Need of Supervision)	TR	3.0	0	2	1	0%
Juvenile Total			243	612	258	106.2%
Totals			424	1,002	410	96.7%

New Cases



	Total Filings with %
Custody Visitation (CV)	132 31%
Civil Support (VS)	56 13%
Criminal Misdemeanor (CM)	46 11%
Show Cause (SC)	24 6%
Delinquency Misdemeanor (DM)	19 4%
Others	147 35%
Total	424 100%

Special Case Activities

Non-Case	NC	1.0	1
Emergency Protective Order	PE	1.0	25
Emergency Custodv Order	EC	1.0	2
Temporarv Detention Order	TD	1.0	2

Commonwealth of Virginia
Caseload Statistics of the J&DR District Courts
 May 2016

Albemarle

	Filing Type	Hearings Per Case	Filings	Hearings	Concluded	Clearance Rate
Adult						
Protective Order - Non Familv Abuse	AP	0.0	1	2	0	0%
Capias	CA	1.8	5	12	6	120%
Criminal Felonv	CF	2.7	5	21	11	220%
Criminal Misdemeanor	CM	2.8	21	74	41	195%
Protective Order – Familv Abuse	FP	2.3	13	34	17	131%
Motion - Modifv Protective Order	MP	1.3	2	3	3	150%
Other	OT	1.5	2	3	2	100%
Protective Order - Violation of Protective Order Conviction	PV	1.0	8	8	8	100%
Show Cause	SC	3.2	32	99	26	81%
Restricted License - Support	SL	1.0	3	3	3	100%
Civil Support	VS	2.0	55	104	47	85%
Adult Total			147	363	164	111.6%
Juvenile						
Abuse or Nealect	AN	2.1	11	31	8	73%
Child in Need of Services	CS	2.0	3	7	2	67%
Custody Visitation	CV	2.5	84	262	106	126%
Delinquencv Felonv	DF	5.5	4	21	2	50%
Delinquencv Misdemeanor	DM	2.8	14	59	17	121%
Foster Care Review	FC	1.0	3	3	3	100%
Initial Foster Care Review	IF	1.0	2	2	2	100%
Motion - Modifv Protective Order	MP	2.0	1	4	3	300%
Permanencv Planning	PH	1.0	4	8	4	100%
Paternity	PT	1.5	3	7	6	200%
Child at Risk of Abuse or Nealect	RI	1.7	2	4	3	150%
Status Offense	ST	1.5	10	15	11	110%
Traffic	T	2.3	5	12	4	80%
Termination of Parental Rihts	TP	0.0	0	8	0	0%
Truancv/Runawav (Child in Need of Supervision)	TR	2.7	2	10	3	150%
Juvenile Total			148	453	174	117.6%
Totals			295	816	338	114.6%



	Total Filings with %
Custody Visitation (CV)	84 28%
Civil Support (VS)	55 19%
Show Cause (SC)	32 11%
Criminal Misdemeanor (CM)	21 7%
Delinquency Misdemeanor (DM)	14 5%
Others	89 30%
Total	295 100%

Special Case Activities

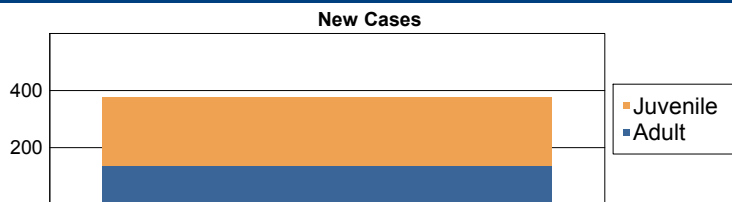
Non-Case	NC	1.0	1
Emeraencv Protective Order	PE	1.0	23
Temporarv Detention Order	TD	1.0	10

Commonwealth of Virginia
Caseload Statistics of the J&DR District Courts

Albemarle

April 2016

	Filing Type	Hearings Per Case	Filings	Hearings	Concluded	Clearance Rate
Adult						
Capias	CA	1.0	3	9	1	33%
Criminal Felony	CF	2.7	12	41	16	133%
Criminal Misdemeanor	CM	3.3	26	73	31	119%
Protective Order – Family Abuse	FP	2.6	10	25	8	80%
Motion - Modifv Protective Order	MP	1.1	9	10	9	100%
Other	OT	1.0	3	3	2	67%
Protective Order – Stalking/Acts of Violence	PC	1.0	1	1	1	100%
Protective Order - Violation of Protective Order Conviction	PV	1.0	3	3	3	100%
Remand Support	RS	1.0	6	6	6	100%
Show Cause	SC	1.8	35	72	22	63%
Civil Support	VS	1.7	27	57	24	89%
Adult Total			135	300	123	91.1%
Juvenile						
Abuse or Neglect	AN	3.7	3	19	15	500%
Child in Need of Services	CS	1.5	2	5	2	100%
Custody Visitation	CV	3.2	165	393	170	103%
Delinquency Felony	DF	2.7	2	15	3	150%
Delinquency Misdemeanor	DM	5.1	18	52	20	111%
Foster Care Review	FC	1.0	12	12	12	100%
Initial Foster Care Review	IF	1.0	7	7	7	100%
Motion - Modifv Protective Order	MP	0.0	3	3	0	0%
Paternity	PT	0.0	2	4	0	0%
Child at Risk of Abuse or Neglect	RI	2.0	1	2	1	100%
Status Offense	ST	2.0	9	12	7	78%
Traffic	T	1.0	11	10	5	45%
Truancy/Runaway (Child in Need of Supervision)	TR	2.0	5	8	4	80%
Juvenile Total			240	542	246	102.5%
Totals			375	842	369	98.4%



	Total Filings with %
Custody Visitation (CV)	165 44%
Show Cause (SC)	35 9%
Civil Support (VS)	27 7%
Criminal Misdemeanor (CM)	26 7%
Delinquency Misdemeanor (DM)	18 5%
Others	104 28%
Total	375 100%

Special Case Activities

Emergency Protective Order	PE	1.0	23
----------------------------	----	-----	----


Commonwealth of Virginia
Caseload Statistics of the J&DR District Courts

Albemarle

March 2016

	Filing Type	Hearings Per Case	Filings	Hearings	Concluded	Clearance Rate
Adult						
Protective Order - Non Familv Abuse	AP	2.0	1	2	1	100%
Capias	CA	3.6	10	31	17	170%
Criminal Felonv	CF	3.5	22	54	19	86%
Criminal Misdemeanor	CM	3.0	35	162	60	171%
Protective Order – Familv Abuse	FP	3.0	11	27	8	73%
Motion - Modifv Protective Order	MP	1.4	7	9	8	114%
Other	OT	1.0	2	2	2	100%
Protective Order - Violation of Protective Order Conviction	PV	1.0	9	9	9	100%
Show Cause	SC	3.8	27	88	42	156%
Restricted License - Support	SL	1.0	1	1	1	100%
Civil Support	VS	2.3	24	55	26	108%
Adult Total			149	440	193	129.5%
Juvenile						
Abuse or Nealect	AN	3.5	8	40	16	200%
Child in Need of Services	CS	1.8	6	10	5	83%
Custody Visitation	CV	2.7	81	306	112	138%
Delinquencv Felonv	DF	4.9	8	30	8	100%
Delinquencv Misdemeanor	DM	3.9	18	80	16	89%
Foster Care Review	FC	1.0	14	14	14	100%
Initial Foster Care Review	IF	1.0	3	3	3	100%
Motion - Modifv Protective Order	MP	0.0	2	2	0	0%
Protective Order – Stalking/Acts of Violence	PC	3.0	0	1	1	0%
Permanencv Planning	PH	1.3	14	17	10	71%
Paternitv	PT	1.8	8	12	4	50%
Child at Risk of Abuse or Nealect	RI	2.0	3	8	5	167%
Status Offense	ST	1.3	13	14	12	92%
Traffic	T	4.0	1	5	4	400%
Termination of Parental Rihts	TP	2.7	15	39	25	167%
Truancv/Runawav (Child in Need of Supervision)	TR	1.8	3	9	4	133%
Juvenile Total			197	590	239	121.3%
Totals			346	1,030	432	124.9%

New Cases



	Total Filings with %
Custody Visitation (CV)	81 23%
Criminal Misdemeanor (CM)	35 10%
Show Cause (SC)	27 8%
Civil Support (VS)	24 7%
Criminal Felony (CF)	22 6%
Others	157 45%
Total	346 100%

Special Case Activities

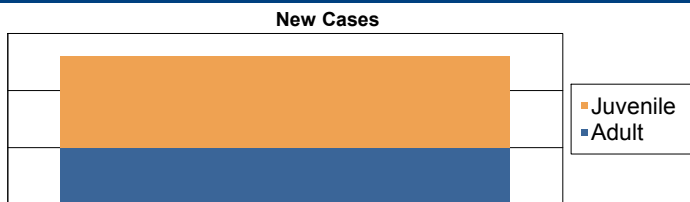
Emeraencv Protective Order	PE	1.0	21
Temporarv Detention Order	TD	1.0	2

Commonwealth of Virginia
Caseload Statistics of the J&DR District Courts

Albemarle

February 2016

	Filing Type	Hearings Per Case	Filings	Hearings	Concluded	Clearance Rate
Adult						
Capias	CA	3.4	3	27	9	300%
Criminal Felonv	CF	2.6	14	25	5	36%
Criminal Misdemeanor	CM	2.8	37	120	48	130%
Protective Order – Family Abuse	FP	2.3	9	25	9	100%
Motion - Modifv Protective Order	MP	2.0	1	5	3	300%
Protective Order – Stalking/Acts of Violence	PC	2.0	0	2	2	0%
Show Cause	SC	3.4	20	100	35	175%
Restricted License - Support	SL	1.0	1	1	1	100%
Civil Support	VS	2.4	15	85	37	247%
Adult Total			100	390	149	149.0%
Juvenile						
Abuse or Nealect	AN	3.0	15	34	2	13%
Child in Need of Services	CS	2.0	2	3	1	50%
Custodv Visitation	CV	3.8	78	248	76	97%
Delinquency Felonv	DF	3.3	4	24	3	75%
Delinquency Misdemeanor	DM	3.9	9	55	17	189%
Entrustment Aareement	ET	1.0	1	1	1	100%
Foster Care Review	FC	1.0	1	1	1	100%
Initial Foster Care Review	IF	1.0	2	2	2	100%
Permanency Planning	PH	1.0	12	12	12	100%
Paternity	PT	0.0	0	2	0	0%
Child at Risk of Abuse or Nealect	RI	1.5	9	13	8	89%
Status Offense	ST	2.8	7	19	12	171%
Traffic	T	1.8	3	15	12	400%
Termination of Parental Rihts	TP	0.0	12	30	0	0%
Truancy/Runaway (Child in Need of Supervision)	TR	4.0	5	8	1	20%
Juvenile Total			160	467	148	92.5%
Totals			260	857	297	114.2%



	Total Filings with %
Custody Visitation (CV)	78 30%
Criminal Misdemeanor (CM)	37 14%
Show Cause (SC)	20 8%
Abuse or Neglect (AN)	15 6%
Civil Support (VS)	15 6%
Others	95 37%
Total	260 100%

Special Case Activities

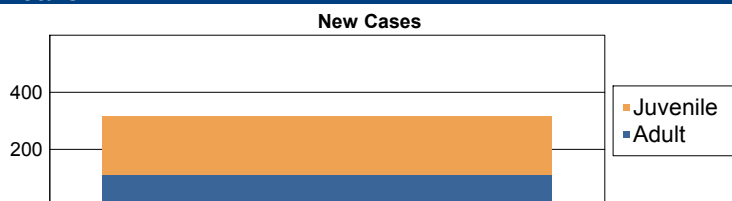
Emeraency Protective Order	PE	1.0	14
Emeraency Custodv Order	EC	1.0	2
Temporary Detention Order	TD	1.0	2

Commonwealth of Virginia
Caseload Statistics of the J&DR District Courts

Albemarle

January 2016

	Filing Type	Hearings Per Case	Filings	Hearings	Concluded	Clearance Rate
Adult						
Capias	CA	2.0	5	16	3	60%
Criminal Felony	CF	4.0	6	21	3	50%
Criminal Misdemeanor	CM	3.5	33	87	16	48%
Protective Order – Family Abuse	FP	3.2	8	16	5	63%
Motion - Modifv Protective Order	MP	1.0	5	6	1	20%
Protective Order – Stalking/Acts of Violence	PC	3.0	3	5	2	67%
Protective Order - Violation of Protective Order Conviction	PV	1.0	1	1	1	100%
Show Cause	SC	2.0	29	75	17	59%
Civil Support	VS	1.4	20	41	7	35%
Adult Total			110	268	55	50.0%
Juvenile						
Abuse or Neglect	AN	4.4	16	39	5	31%
Protective Order – Non Family Abuse	AP	5.0	0	1	1	0%
Child in Need of Services	CS	3.3	1	6	3	300%
Custody Visitation	CV	2.9	112	291	63	56%
Delinquency Felony	DF	5.0	6	15	2	33%
Delinquency Misdemeanor	DM	3.8	19	80	27	142%
Entrustment Agreement	ET	2.0	0	2	2	0%
Foster Care Review	FC	1.0	10	10	10	100%
Initial Foster Care Review	IF	1.0	5	5	5	100%
Permanency Planning	PH	1.2	5	6	6	120%
Paternity	PT	3.0	3	5	2	67%
Child at Risk of Abuse or Neglect	RI	1.0	3	3	1	33%
Status Offense	ST	1.8	10	16	12	120%
Traffic	T	1.2	9	10	5	56%
Termination of Parental Rights	TP	0.0	6	6	0	0%
Truancy/Runaway (Child in Need of Supervision)	TR	2.5	2	4	2	100%
Juvenile Total			207	499	146	70.5%
Totals			317	767	201	63.4%



	Total Filings with %
Custody Visitation (CV)	112 35%
Criminal Misdemeanor (CM)	33 10%
Show Cause (SC)	29 9%
Civil Support (VS)	20 6%
Delinquency Misdemeanor (DM)	19 6%
Others	104 33%
Total	317 100%

Special Case Activities

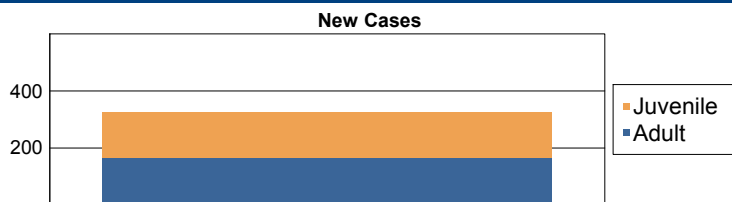
Emergency Protective Order	PE	1.0	29
Temporary Detention Order	TD	1.0	2

Commonwealth of Virginia
Caseload Statistics of the J&DR District Courts

Alexandria

December 2016

	Filing Type	Hearings Per Case	Filings	Hearings	Concluded	Clearance Rate
Adult						
Capias	CA	4.0	6	28	11	183%
Criminal Felony	CF	2.0	7	24	10	143%
Criminal Misdemeanor	CM	2.5	45	134	48	107%
Protective Order – Family Abuse	FP	2.1	14	30	9	64%
Motion - Modifv Protective Order	MP	1.0	1	1	1	100%
Other	OT	1.0	15	15	15	100%
Protective Order – Stalking/Acts of Violence	PC	1.0	3	3	3	100%
Remand Support	RS	1.0	2	2	2	100%
Show Cause	SC	2.5	21	78	36	171%
Restricted License - Support	SL	1.0	1	1	1	100%
Civil Support	VS	1.5	52	83	65	125%
Adult Total			167	399	201	120.4%
Juvenile						
Abuse or Neglect	AN	3.0	2	10	1	50%
Protective Order – Non Family Abuse	AP	2.3	1	7	3	300%
Relief of Custody	CR	0.0	0	1	0	0%
Custody Visitation	CV	2.3	72	205	98	136%
Delinquency Felony	DF	4.1	2	44	20	1,000%
Delinquency Misdemeanor	DM	3.3	21	96	30	143%
Entrustment Agreement	ET	1.0	1	1	1	100%
Foster Care Review	FC	1.0	8	9	7	88%
Initial Foster Care Review	IF	1.0	1	1	1	100%
Motion - Modifv Protective Order	MP	1.0	4	7	4	100%
Permanency Planning	PH	1.3	2	3	3	150%
Paternity	PT	2.0	0	1	1	0%
Remand Custody	RC	1.0	1	1	1	100%
Remand Visitation	RV	1.0	1	1	1	100%
Show Cause	SC	0.0	0	1	0	0%
Status Offense	ST	1.5	29	46	38	131%
Traffic	T	2.0	5	11	4	80%
Termination of Parental Rights	TP	1.5	3	5	4	133%
Truancy/Runaway (Child in Need of Supervision)	TR	3.0	6	19	1	17%
Juvenile Total			159	469	218	137.1%
Totals			326	868	419	128.5%



	Total Filings with %
Custody Visitation (CV)	72 22%
Civil Support (VS)	52 16%
Criminal Misdemeanor (CM)	45 14%
Status Offense (ST)	29 9%
Delinquency Misdemeanor (DM)	21 6%
Others	107 33%
Total	326 100%

Special Case Activities

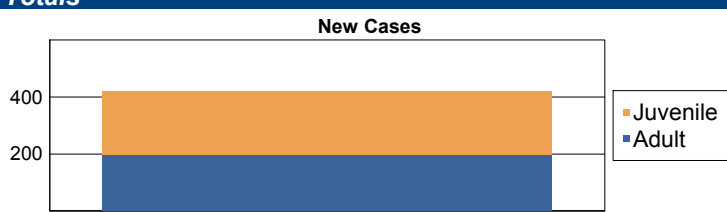
Emergency Protective Order	PE	1.0	32
Emergency Protective Order	PE	1.0	2
Temporary Detention Order	TD	1.0	4

**Commonwealth of Virginia
Caseload Statistics of the J&DR District Courts**

Alexandria

November 2016

	Filing Type	Hearings Per Case	Filings	Hearings	Concluded	Clearance Rate
Adult						
Protective Order - Non Family Abuse	AP	5.0	0	1	1	0%
Capias	CA	3.2	7	20	12	171%
Criminal Felony	CF	3.2	10	24	11	110%
Criminal Misdemeanor	CM	2.9	71	180	52	73%
Protective Order – Family Abuse	FP	2.3	12	26	6	50%
Motion - Modify Protective Order	MP	1.0	3	3	3	100%
Other	OT	1.0	8	9	7	88%
Protective Order – Stalking/Acts of Violence	PC	1.0	6	6	6	100%
Show Cause	SC	2.7	30	66	36	120%
Restricted License - Support	SL	1.5	1	2	2	200%
Civil Support	VS	1.4	47	78	44	94%
Adult Total			195	415	180	92.3%
Juvenile						
Abuse or Neglect	AN	3.5	4	10	2	50%
Protective Order – Non Family Abuse	AP	0.0	3	3	0	0%
Relief of Custody	CR	0.0	0	1	0	0%
Custody Visitation	CV	2.1	105	222	107	102%
Delinquency Felony	DF	3.3	16	51	13	81%
Delinquency Misdemeanor	DM	3.4	25	94	31	124%
Foster Care Review	FC	1.0	6	6	6	100%
Initial Foster Care Review	IF	1.0	1	1	1	100%
Motion - Modify Protective Order	MP	1.2	10	12	10	100%
Permanency Planning	PH	1.3	7	9	7	100%
Paternity	PT	1.0	1	1	1	100%
Status Offense	ST	1.4	33	50	29	88%
Traffic	T	1.8	5	9	5	100%
Termination of Parental Rights	TP	1.5	8	13	11	138%
Truancy/Runaway (Child in Need of Supervision)	TR	4.0	0	8	1	0%
Juvenile Total			224	490	224	100.0%
Totals			419	905	404	96.4%



	Total Filings with %
Custody Visitation (CV)	105 25%
Criminal Misdemeanor (CM)	71 17%
Civil Support (VS)	47 11%
Status Offense (ST)	33 8%
Show Cause (SC)	30 7%
Others	133 32%
Total	419 100%

Special Case Activities

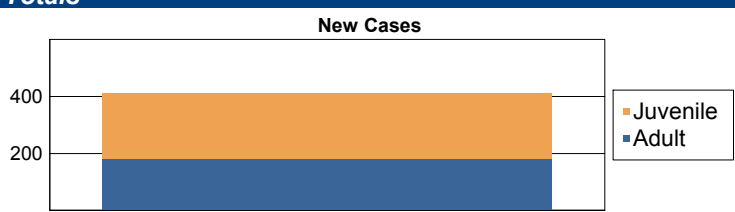
Emergency Protective Order	PE	1.0	39
Emergency Custody Order	EC	1.0	2
Temporary Detention Order	TD	1.0	4

Commonwealth of Virginia
Caseload Statistics of the J&DR District Courts

Alexandria

October 2016

	Filing Type	Hearings Per Case	Filings	Hearings	Concluded	Clearance Rate
Adult						
Protective Order - Non Family Abuse	AP	0.0	0	1	0	0%
Capias	CA	2.0	13	35	21	162%
Criminal Felony	CF	2.4	10	47	24	240%
Criminal Misdemeanor	CM	2.7	51	141	55	108%
Protective Order – Family Abuse	FP	2.6	7	25	13	186%
Motion - Modify Protective Order	MP	1.5	2	3	2	100%
Other	OT	1.3	21	23	23	110%
Protective Order – Stalking/Acts of Violence	PC	1.0	1	1	1	100%
Protective Order - Violation of Protective Order Conviction	PV	1.0	1	1	1	100%
Show Cause	SC	2.3	42	87	43	102%
Civil Support	VS	1.7	35	70	39	111%
Adult Total			183	434	222	121.3%
Juvenile						
Abuse or Neglect	AN	3.0	1	8	4	400%
Protective Order – Non Family Abuse	AP	0.0	0	1	0	0%
Relief of Custody	CR	0.0	1	2	0	0%
Custody Visitation	CV	2.3	105	246	106	101%
Delinquency Felony	DF	3.7	13	42	3	23%
Delinquency Misdemeanor	DM	4.5	22	83	13	59%
Foster Care Review	FC	1.0	6	6	6	100%
Initial Foster Care Review	IF	0.0	1	1	0	0%
Motion - Modify Protective Order	MP	1.0	16	16	16	100%
Permanency Planning	PH	1.2	8	10	9	113%
Paternity	PT	1.0	2	3	1	50%
Show Cause	SC	0.0	1	1	0	0%
Status Offense	ST	1.5	44	63	45	102%
Traffic	T	1.6	5	8	5	100%
Termination of Parental Rights	TP	2.4	2	12	10	500%
Truancy/Runaway (Child in Need of Supervision)	TR	5.3	1	14	4	400%
	VA	1.0	1	1	1	100%
Juvenile Total			229	517	223	97.4%
Totals			412	951	445	108.0%



	Total Filings with %
Custody Visitation (CV)	105 25%
Criminal Misdemeanor (CM)	51 12%
Status Offense (ST)	44 11%
Show Cause (SC)	43 10%
Civil Support (VS)	35 8%
Others	134 33%
Total	412 100%


Special Case Activities

Emergency Protective Order	PE	1.0	28
Emergency Custody Order	EC	1.0	2
Temporary Detention Order	TD	1.0	12

Commonwealth of Virginia
Caseload Statistics of the J&DR District Courts
September 2016

Alexandria

	Filing Type	Hearings Per Case	Filings	Hearings	Concluded	Clearance Rate
Adult						
Protective Order - Non Family Abuse	AP	2.0	1	4	1	100%
Capias	CA	3.0	5	17	1	20%
Criminal Felony	CF	2.7	25	46	12	48%
Criminal Misdemeanor	CM	2.9	43	124	45	105%
Protective Order – Family Abuse	FP	2.6	17	46	19	112%
Motion - Modify Protective Order	MP	1.5	1	2	2	200%
Other	OT	1.1	11	12	12	109%
Protective Order – Stalking/Acts of Violence	PC	1.0	3	3	3	100%
Protective Order - Violation of Protective Order Conviction	PV	1.0	1	1	1	100%
Show Cause	SC	3.3	7	33	12	171%
Restricted License - Support	SL	1.0	2	2	2	100%
Civil Support	VS	2.1	24	44	25	104%
Adult Total			140	334	135	96.4%
Juvenile						
Abuse or Neglect	AN	4.5	3	8	2	67%
Protective Order – Non Family Abuse	AP	0.0	1	2	0	0%
Child in Need of Services	CS	6.0	0	1	1	0%
Custody Visitation	CV	2.2	89	212	119	134%
Delinquency Felony	DF	4.8	9	33	8	89%
Delinquency Misdemeanor	DM	3.2	23	81	25	109%
Entrustment Agreement	ET	1.0	5	5	5	100%
Foster Care Review	FC	1.1	8	9	9	113%
Initial Foster Care Review	IF	1.0	2	2	2	100%
Motion - Modify Protective Order	MP	1.0	21	21	21	100%
Permanency Planning	PH	1.2	6	7	6	100%
Paternity	PT	1.7	1	3	3	300%
Show Cause	SC	0.0	0	1	0	0%
Status Offense	ST	1.4	30	47	32	107%
Traffic	T	2.0	6	8	3	50%
Termination of Parental Rights	TP	1.0	8	12	1	13%
Truancy/Runaway (Child in Need of Supervision)	TR	2.8	0	10	4	0%
Juvenile Total			212	462	241	113.7%
Totals			352	796	376	106.8%



	Total Filings with %
Custody Visitation (CV)	89 25%
Criminal Misdemeanor (CM)	43 12%
Status Offense (ST)	30 9%
Criminal Felony (CF)	25 7%
Civil Support (VS)	24 7%
Others	141 40%
Total	352 100%

Special Case Activities


Emergency Protective Order	PE	1.0	40
Emergency Custody Order	EC	1.0	4
Temporary Detention Order	TD	1.0	6

Commonwealth of Virginia
Caseload Statistics of the J&DR District Courts
August 2016

Alexandria

	Filing Type	Hearings Per Case	Filings	Hearings	Concluded	Clearance Rate
Adult						
Protective Order - Non Family Abuse	AP	3.0	1	2	1	100%
Bond Forfeiture Show Cause	BF	2.0	0	1	1	0%
Capias	CA	4.9	4	30	11	275%
Criminal Felony	CF	3.3	14	42	18	129%
Criminal Misdemeanor	CM	3.3	44	138	52	118%
Protective Order – Family Abuse	FP	2.2	14	29	11	79%
Motion - Modify Protective Order	MP	1.3	3	4	3	100%
Other	OT	1.0	10	10	8	80%
Protective Order – Stalking/Acts of Violence	PC	1.0	2	2	2	100%
Remand Support	RS	1.0	1	1	1	100%
Show Cause	SC	2.9	33	87	34	103%
Restricted License - Support	SL	1.0	2	2	1	50%
Civil Support	VS	1.9	62	106	70	113%
Adult Total			190	454	213	112.1%
Juvenile						
Abuse or Neglect	AN	3.7	3	8	3	100%
Relief of Custody	CR	0.0	1	1	0	0%
Custody Visitation	CV	1.9	129	318	155	120%
Delinquency Felony	DF	4.2	9	47	12	133%
Delinquency Misdemeanor	DM	3.6	13	57	12	92%
Entrustment Agreement	ET	1.0	2	2	2	100%
Foster Care Review	FC	1.5	4	5	4	100%
Motion - Modify Protective Order	MP	1.1	13	15	14	108%
Protective Order – Stalking/Acts of Violence	PC	1.0	2	2	2	100%
Permanency Planning	PH	1.1	11	12	12	109%
Paternity	PT	0.0	1	1	0	0%
Status Offense	ST	1.4	21	27	15	71%
Traffic	T	2.0	0	3	3	0%
Termination of Parental Rights	TP	1.3	11	15	15	136%
Truancy/Runaway (Child in Need of Supervision)	TR	3.7	6	21	3	50%
Juvenile Total			226	534	252	111.5%
Totals			416	988	465	111.8%

New Cases



	Total Filings with %
Custody Visitation (CV)	129 31%
Civil Support (VS)	62 15%
Criminal Misdemeanor (CM)	44 11%
Show Cause (SC)	33 8%
Status Offense (ST)	21 5%
Others	127 31%
Total	416 100%

Special Case Activities

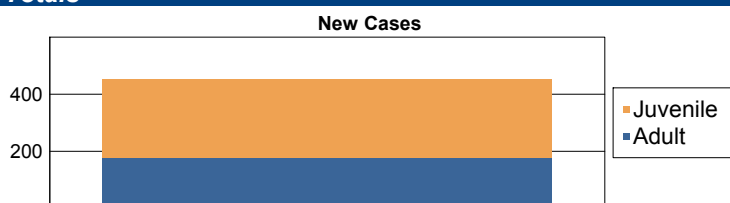
Emergency Protective Order	PE	1.0	41
Emergency Custody Order	EC	1.0	8
Temporary Detention Order	TD	1.0	10

Commonwealth of Virginia
Caseload Statistics of the J&DR District Courts

Alexandria

July 2016

	Filing Type	Hearings Per Case	Filings	Hearings	Concluded	Clearance Rate
Adult						
Protective Order - Non Familv Abuse	AP	0.0	0	1	0	0%
Capias	CA	4.7	4	21	6	150%
Criminal Felony	CF	2.7	8	32	10	125%
Criminal Misdemeanor	CM	2.9	42	133	44	105%
Protective Order – Familv Abuse	FP	2.9	7	21	12	171%
Motion - Modifv Protective Order	MP	1.5	3	4	2	67%
Other	OT	1.2	25	28	28	112%
Protective Order – Stalking/Acts of Violence	PC	1.0	3	3	3	100%
Remand Support	RS	1.0	2	2	2	100%
Show Cause	SC	1.9	30	66	33	110%
Restricted License - Support	SL	1.0	1	1	1	100%
Civil Support	VS	1.7	51	84	58	114%
Adult Total			176	396	199	113.1%
Juvenile						
Abuse or Neglect	AN	3.7	0	12	7	0%
Custody Visitation	CV	1.8	166	297	134	81%
Delinquency Felony	DF	3.2	13	38	6	46%
Delinquency Misdemeanor	DM	2.7	25	66	18	72%
Entrustment Agreement	ET	1.0	1	1	1	100%
Foster Care Review	FC	1.0	1	1	1	100%
Initial Foster Care Review	IF	1.0	5	5	5	100%
Motion - Modifv Protective Order	MP	1.0	4	4	4	100%
Permanency Planning	PH	1.1	11	12	10	91%
Paternity	PT	0.0	2	2	0	0%
Remand Custody	RC	1.0	3	3	3	100%
Remand Visitation	RV	1.0	3	3	3	100%
Show Cause	SC	0.0	0	2	0	0%
Status Offense	ST	1.7	34	49	35	103%
Traffic	T	1.0	3	3	3	100%
Termination of Parental Rihts	TP	1.7	4	5	3	75%
Truancy/Runaway (Child in Need of Supervision)	TR	5.3	2	23	6	300%
Juvenile Total			277	526	239	86.3%
Totals			453	922	438	96.7%



	Total Filings with %
Custody Visitation (CV)	166 37%
Civil Support (VS)	51 11%
Criminal Misdemeanor (CM)	42 9%
Status Offense (ST)	34 8%
Show Cause (SC)	30 7%
Others	130 29%
Total	453 100%

Special Case Activities

Emergency Protective Order	PE	1.0	28
Emergency Custody Order	EC	1.0	6
Emergency Protective Order	PE	1.0	8
Temporary Detention Order	TD	1.0	12

Commonwealth of Virginia
Caseload Statistics of the J&DR District Courts

Alexandria

June 2016

	Filing Type	Hearings Per Case	Filings	Hearings	Concluded	Clearance Rate
Adult						
Protective Order - Non Family Abuse	AP	4.0	1	2	1	100%
Capias	CA	2.9	6	42	15	250%
Criminal Felony	CF	3.7	14	54	17	121%
Criminal Misdemeanor	CM	2.8	52	159	53	102%
Protective Order – Family Abuse	FP	2.8	11	33	12	109%
Motion - Modify Protective Order	MP	1.0	2	2	2	100%
Other	OT	1.0	27	29	25	93%
Protective Order – Stalking/Acts of Violence	PC	1.0	3	3	3	100%
Protective Order - Violation of Protective Order Conviction	PV	1.0	1	1	1	100%
Show Cause	SC	2.4	26	69	28	108%
Restricted License - Support	SL	1.0	1	1	1	100%
Civil Support	VS	1.8	40	81	46	115%
Adult Total			184	476	204	110.9%
Juvenile						
Abuse or Neglect	AN	3.3	5	21	7	140%
Protective Order – Non Family Abuse	AP	1.0	2	2	2	100%
Child in Need of Services	CS	0.0	0	1	0	0%
Custody Visitation	CV	1.9	132	274	125	95%
Delinquency Felony	DF	3.3	20	60	17	85%
Delinquency Misdemeanor	DM	3.3	26	97	23	88%
Foster Care Review	FC	1.0	6	6	6	100%
Initial Foster Care Review	IF	1.3	2	3	3	150%
Motion - Modify Protective Order	MP	1.0	4	4	3	75%
Permanency Planning	PH	1.6	4	8	7	175%
Paternity	PT	2.0	1	2	1	100%
Status Offense	ST	1.4	29	40	36	124%
Traffic	T	2.0	6	10	4	67%
Termination of Parental Rights	TP	2.0	4	17	12	300%
Truancy/Runaway (Child in Need of Supervision)	TR	3.1	13	41	14	108%
Juvenile Total			254	586	260	102.4%
Totals			438	1,062	464	105.9%

New Cases



	Total Filings with %
Custody Visitation (CV)	132 30%
Criminal Misdemeanor (CM)	52 12%
Civil Support (VS)	40 9%
Status Offense (ST)	29 7%
Other (OT)	27 6%
Others	158 36%
Total	438 100%

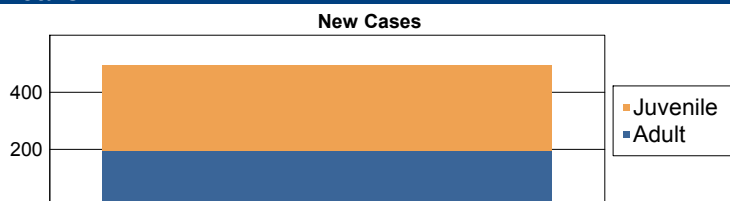
Special Case Activities

Emergency Protective Order	PE	1.0	30
Temporary Detention Order	TD	1.0	2

Commonwealth of Virginia
Caseload Statistics of the J&DR District Courts
 May 2016

Alexandria

	Filing Type	Hearings Per Case	Filings	Hearings	Concluded	Clearance Rate
Adult						
Protective Order - Non Family Abuse	AP	0.0	0	1	0	0%
Capias	CA	3.0	4	29	6	150%
Criminal Felony	CF	3.1	10	35	13	130%
Criminal Misdemeanor	CM	3.0	44	139	48	109%
Protective Order – Family Abuse	FP	2.8	9	33	13	144%
Other	OT	1.1	34	36	34	100%
Protective Order – Stalking/Acts of Violence	PC	1.0	6	6	6	100%
Protective Order - Violation of Protective Order Conviction	PV	1.0	1	1	1	100%
Show Cause	SC	2.3	26	54	13	50%
Restricted License - Support	SL	1.0	2	2	1	50%
Civil Support	VS	1.7	57	86	45	79%
Adult Total			193	422	180	93.3%
Juvenile						
Abuse or Neglect	AN	2.9	12	31	11	92%
Custody Visitation	CV	2.5	154	285	126	82%
Delinquency Felony	DF	3.3	5	30	12	240%
Delinquency Misdemeanor	DM	3.3	22	63	16	73%
Foster Care Review	FC	1.0	2	3	2	100%
Protective Order – Family Abuse	FP	3.0	0	1	1	0%
Initial Foster Care Review	IF	1.3	3	4	3	100%
Motion - Modify Protective Order	MP	1.4	14	19	15	107%
Permanency Planning	PH	2.1	6	9	8	133%
Paternity	PT	1.0	2	2	2	100%
Status Offense	ST	1.6	59	97	56	95%
Traffic	T	1.4	7	9	5	71%
Termination of Parental Rights	TP	3.3	5	12	8	160%
Truancy/Runaway (Child in Need of Supervision)	TR	1.7	10	24	3	30%
Juvenile Total			301	589	268	89.0%
Totals			494	1,011	448	90.7%



	Total Filings with %
Custody Visitation (CV)	154 31%
Status Offense (ST)	59 12%
Civil Support (VS)	57 12%
Criminal Misdemeanor (CM)	44 9%
Other (OT)	34 7%
Others	146 30%
Total	494 100%

Special Case Activities

Emergency Protective Order	PE	1.0	32
----------------------------	----	-----	----

Commonwealth of Virginia
Caseload Statistics of the J&DR District Courts

Alexandria

April 2016

	Filing Type	Hearings Per Case	Filings	Hearings	Concluded	Clearance Rate
Adult						
Protective Order - Non Family Abuse	AP	1.0	1	1	1	100%
Capias	CA	2.5	19	50	15	79%
Criminal Felony	CF	3.4	22	52	9	41%
Criminal Misdemeanor	CM	3.2	56	195	61	109%
Protective Order – Family Abuse	FP	2.9	19	40	12	63%
Motion - Modify Protective Order	MP	1.0	2	2	2	100%
Other	OT	1.0	21	22	21	100%
Protective Order – Stalking/Acts of Violence	PC	1.2	5	6	6	120%
Protective Order - Violation of Protective Order Conviction	PV	1.0	1	1	1	100%
Remand Support	RS	1.0	1	1	1	100%
Show Cause	SC	2.5	30	74	29	97%
Civil Support	VS	1.4	57	84	45	79%
Adult Total			234	528	203	86.8%
Juvenile						
Abuse or Neglect	AN	4.0	5	13	6	120%
Custody Visitation	CV	2.0	133	294	122	92%
Delinquency Felony	DF	3.4	19	60	18	95%
Delinquency Misdemeanor	DM	3.6	23	87	27	117%
Foster Care Review	FC	1.0	3	3	2	67%
Protective Order – Family Abuse	FP	0.0	1	2	0	0%
Initial Foster Care Review	IF	1.0	3	3	3	100%
Motion - Modify Protective Order	MP	1.0	14	14	14	100%
Permanency Planning	PH	1.0	9	15	9	100%
Paternity	PT	1.0	2	2	2	100%
Show Cause	SC	1.0	4	5	2	50%
Status Offense	ST	1.5	37	60	42	114%
Traffic	T	2.0	2	4	4	200%
Termination of Parental Rights	TP	1.0	13	25	10	77%
Truancy/Runaway (Child in Need of Supervision)	TR	3.3	11	25	4	36%
Juvenile Total			279	612	265	95.0%
Totals			513	1,140	468	91.2%

New Cases



	Total Filings with %
Custody Visitation (CV)	133 26%
Civil Support (VS)	57 11%
Criminal Misdemeanor (CM)	56 11%
Status Offense (ST)	37 7%
Show Cause (SC)	34 7%
Others	196 38%
Total	513 100%

Special Case Activities

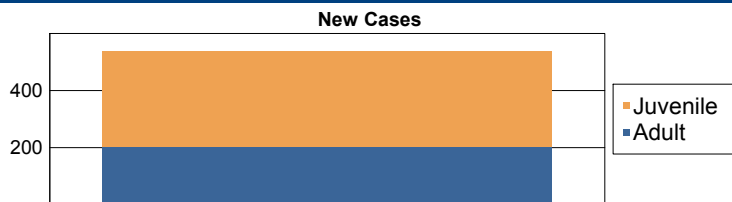
Emergency Protective Order	PE	1.0	35
Emergency Custody Order	EC	1.0	2
Temporary Detention Order	TD	1.0	2

Commonwealth of Virginia
Caseload Statistics of the J&DR District Courts

Alexandria

March 2016

	Filing Type	Hearings Per Case	Filings	Hearings	Concluded	Clearance Rate
Adult						
Cabias	CA	2.4	9	32	8	89%
Criminal Felony	CF	3.1	8	31	8	100%
Criminal Misdemeanor	CM	3.0	55	174	60	109%
Protective Order – Family Abuse	FP	2.6	11	39	19	173%
Motion - Modifv Protective Order	MP	1.0	2	2	2	100%
Other	OT	1.1	42	48	41	98%
Protective Order – Stalking/Acts of Violence	PC	1.0	7	7	7	100%
Protective Order - Violation of Protective Order Conviction	PV	1.0	1	1	1	100%
Remand Support	RS	1.0	1	1	1	100%
Show Cause	SC	2.5	23	69	36	157%
Civil Support	VS	1.7	44	92	55	125%
Adult Total			203	496	238	117.2%
Juvenile						
Abuse or Neglect	AN	3.1	4	21	7	175%
Custody Visitation	CV	1.8	156	279	116	74%
Delinquency Felony	DF	4.0	17	43	12	71%
Delinquency Misdemeanor	DM	3.2	33	98	22	67%
Foster Care Review	FC	1.0	6	6	6	100%
Initial Foster Care Review	IF	1.0	5	5	4	80%
Motion - Modifv Protective Order	MP	1.1	23	27	23	100%
Permanency Planning	PH	1.0	11	11	7	64%
Paternity	PT	1.3	2	3	3	150%
Status Offense	ST	1.4	54	73	51	94%
Traffic	T	1.6	4	9	5	125%
Termination of Parental Rights	TP	0.0	11	11	0	0%
Truancy/Runaway (Child in Need of Supervision)	TR	3.5	8	23	10	125%
Juvenile Total			334	609	266	79.6%
Totals			537	1,105	504	93.9%



	Total Filings with %
Custody Visitation (CV)	156 29%
Criminal Misdemeanor (CM)	55 10%
Status Offense (ST)	54 10%
Civil Support (VS)	44 8%
Other (OT)	42 8%
Others	186 35%
Total	537 100%

Special Case Activities

Emergency Protective Order	PE	1.0	33
Emergency Custody Order	EC	1.0	8
Temporary Detention Order	TD	1.0	8

Commonwealth of Virginia
Caseload Statistics of the J&DR District Courts

Alexandria

February 2016

	Filing Type	Hearings Per Case	Filings	Hearings	Concluded	Clearance Rate
Adult						
Bond Forfeiture Show Cause	BF	1.0	1	1	1	100%
Capias	CA	3.0	8	26	12	150%
Criminal Felony	CF	3.9	13	38	14	108%
Criminal Misdemeanor	CM	3.2	68	173	57	84%
Protective Order – Familv Abuse	FP	3.2	10	31	9	90%
Other	OT	1.0	19	20	19	100%
Protective Order – Stalking/Acts of Violence	PC	1.0	4	4	4	100%
Protective Order - Violation of Protective Order Conviction	PV	1.0	1	1	1	100%
Show Cause	SC	1.9	29	72	33	114%
Restricted License - Support	SL	1.3	2	3	3	150%
Civil Support	VS	1.6	53	81	55	104%
Adult Total			208	450	208	100.0%
Juvenile						
Abuse or Neglect	AN	4.4	8	19	5	63%
Custody Visitation	CV	2.4	96	242	136	142%
Delinquency Felony	DF	4.2	13	38	6	46%
Delinquency Misdemeanor	DM	3.4	14	61	21	150%
Foster Care Review	FC	1.3	6	8	8	133%
Motion - Modifv Protective Order	MP	1.1	6	7	7	117%
Permanency Planning	PH	1.6	17	28	20	118%
Paternity	PT	1.5	1	2	2	200%
Status Offense	ST	1.4	39	57	41	105%
Traffic	T	1.1	8	10	7	88%
Termination of Parental Rights	TP	2.0	6	14	8	133%
Truancy/Runaway (Child in Need of Supervision)	TR	4.2	5	24	9	180%
Juvenile Total			219	510	270	123.3%
Totals			427	960	478	111.9%



	Total Filings with %
Custody Visitation (CV)	96 22%
Criminal Misdemeanor (CM)	68 16%
Civil Support (VS)	53 12%
Status Offense (ST)	39 9%
Show Cause (SC)	29 7%
Others	142 33%
Total	427 100%

Special Case Activities

Emergency Protective Order	PE	1.0	30
Temporary Detention Order	TD	1.0	8


Commonwealth of Virginia
Caseload Statistics of the J&DR District Courts

Alexandria

January 2016

	Filing Type	Hearings Per Case	Filings	Hearings	Concluded	Clearance Rate
Adult						
Protective Order - Non Family Abuse	AP	3.0	0	1	1	0%
Bond Forfeiture Show Cause	BF	1.0	2	2	2	100%
Capias	CA	2.6	16	39	20	125%
Criminal Felony	CF	4.0	8	36	11	138%
Criminal Misdemeanor	CM	3.4	37	152	46	124%
Protective Order – Family Abuse	FP	2.7	13	32	10	77%
Motion - Modify Protective Order	MP	1.0	1	1	1	100%
Other	OT	1.5	28	41	30	107%
Protective Order – Stalking/Acts of Violence	PC	1.0	3	3	3	100%
Protective Order - Violation of Protective Order Conviction	PV	1.0	1	1	1	100%
Show Cause	SC	1.6	39	69	27	69%
Restricted License - Support	SL	0.0	1	1	0	0%
Civil Support	VS	1.9	51	77	31	61%
Adult Total			200	455	183	91.5%
Juvenile						
Abuse or Neglect	AN	3.2	3	19	5	167%
Child in Need of Services	CS	0.0	0	1	0	0%
Custody Visitation	CV	2.8	74	184	51	69%
Delinquency Felony	DF	0.0	4	9	0	0%
Delinquency Misdemeanor	DM	2.6	26	56	7	27%
Entrustment Agreement	ET	1.0	2	2	2	100%
Foster Care Review	FC	1.0	6	6	4	67%
Initial Foster Care Review	IF	1.0	2	2	2	100%
Motion - Modify Protective Order	MP	1.1	13	14	12	92%
Permanency Planning	PH	1.0	16	17	10	63%
Paternity	PT	2.0	0	1	1	0%
Status Offense	ST	1.2	28	34	23	82%
Traffic	T	1.7	4	7	3	75%
Termination of Parental Rights	TP	2.0	8	9	1	13%
Truancy/Runaway (Child in Need of Supervision)	TR	4.0	4	22	5	125%
Juvenile Total			190	383	126	66.3%
Totals			390	838	309	79.2%

New Cases



	Total Filings with %
Custody Visitation (CV)	74 19%
Civil Support (VS)	51 13%
Show Cause (SC)	39 10%
Criminal Misdemeanor (CM)	37 9%
Other (OT)	28 7%
Others	161 41%
Total	390 100%

Special Case Activities

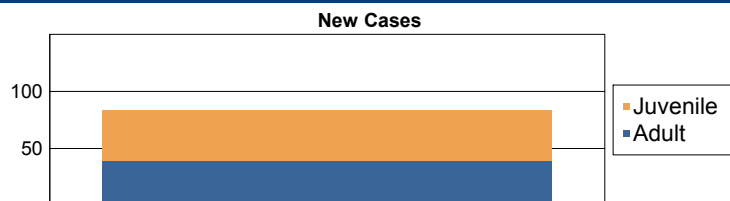
Emergency Protective Order	PE	1.0	31
Emergency Custody Order	EC	1.0	2
Temporary Detention Order	TD	1.0	8

Commonwealth of Virginia
Caseload Statistics of the J&DR District Courts

Alleghany

December 2016

	Filing Type	Hearings Per Case	Filings	Hearings	Concluded	Clearance Rate
Adult						
Capias	CA	1.0	1	1	1	100%
Criminal Felony	CF	3.0	2	11	7	350%
Criminal Misdemeanor	CM	2.7	13	53	18	138%
Protective Order – Family Abuse	FP	2.3	1	4	3	300%
Remand Support	RS	1.0	5	5	5	100%
Show Cause	SC	2.8	13	33	8	62%
Civil Support	VS	2.3	4	10	7	175%
Adult Total			39	117	49	125.6%
Juvenile						
Child in Need of Services	CS	2.0	2	3	1	50%
Custody Visitation	CV	2.4	19	43	31	163%
Delinquency Felony	DF	3.8	0	13	11	0%
Delinquency Misdemeanor	DM	2.2	17	51	21	124%
Paternity	PT	0.0	0	1	0	0%
Remand Custody	RC	1.0	3	3	3	100%
Show Cause	SC	0.0	0	1	0	0%
Status Offense	ST	1.0	1	2	1	100%
Traffic	T	2.5	2	4	2	100%
Truancy/Runaway (Child in Need of Supervision)	TR	0.0	0	2	0	0%
Juvenile Total			44	123	70	159.1%
Totals			83	240	119	143.4%



	Total Filings with %
Custody Visitation (CV)	19 23%
Delinquency Misdemeanor (DM)	17 20%
Criminal Misdemeanor (CM)	13 16%
Show Cause (SC)	13 16%
Remand Support (RS)	5 6%
Others	16 19%
Total	83 100%

Special Case Activities

Emergency Protective Order	PE	1.0	8
----------------------------	----	-----	---


Commonwealth of Virginia
Caseload Statistics of the J&DR District Courts

Alleghany

November 2016

	Filing Type	Hearings Per Case	Filings	Hearings	Concluded	Clearance Rate
Adult						
Protective Order - Non Family Abuse	AP	2.0	0	1	1	0%
Capias	CA	1.3	2	3	3	150%
Criminal Felony	CF	5.0	3	5	1	33%
Criminal Misdemeanor	CM	3.1	26	46	8	31%
Protective Order – Family Abuse	FP	1.3	4	5	3	75%
Show Cause	SC	2.2	21	38	13	62%
Civil Support	VS	1.4	19	29	18	95%
Adult Total			75	127	47	62.7%
Juvenile						
Abuse or Neglect	AN	2.5	5	10	2	40%
Protective Order – Non Family Abuse	AP	1.0	1	1	1	100%
Capias	CA	3.0	0	1	1	0%
Child in Need of Services	CS	0.0	1	1	0	0%
Custody Visitation	CV	1.5	72	114	64	89%
Delinquency Felony	DF	6.0	2	5	2	100%
Delinquency Misdemeanor	DM	4.2	17	36	14	82%
Foster Care Review	FC	1.0	1	1	1	100%
Initial Foster Care Review	IF	1.0	1	1	1	100%
Permanency Planning	PH	1.0	1	1	1	100%
Paternity	PT	0.0	1	1	0	0%
Traffic	T	3.6	1	7	7	700%
Juvenile Total			103	179	94	91.3%
Totals			178	306	141	79.2%

New Cases



	Total Filings with %
Custody Visitation (CV)	72 40%
Criminal Misdemeanor (CM)	26 15%
Show Cause (SC)	21 12%
Civil Support (VS)	19 11%
Delinquency Misdemeanor (DM)	17 10%
Others	23 13%
Total	178 100%

Special Case Activities

Emergency Protective Order	PE	1.1	19
Temporary Detention Order	TD	1.0	6


Commonwealth of Virginia
Caseload Statistics of the J&DR District Courts

Alleghany

October 2016

	Filing Type	Hearings Per Case	Filings	Hearings	Concluded	Clearance Rate
Adult						
Protective Order - Non Familv Abuse	AP	0.0	1	1	0	0%
Capias	CA	3.0	1	5	3	300%
Criminal Felonv	CF	2.0	4	13	6	150%
Criminal Misdemeanor	CM	2.3	14	47	15	107%
Protective Order – Familv Abuse	FP	1.8	2	6	6	300%
Motion - Modifv Protective Order	MP	1.0	1	1	1	100%
Remand Support	RS	1.0	1	1	1	100%
Show Cause	SC	2.8	20	61	32	160%
Restricted License - Support	SL	2.0	0	1	1	0%
Civil Support	VS	1.8	10	22	16	160%
Adult Total			54	158	81	150.0%
Juvenile						
Abuse or Nealect	AN	1.0	1	2	1	100%
Protective Order - Non Familv Abuse	AP	1.5	2	3	2	100%
Custody Visitation	CV	1.7	26	62	40	154%
Delinquencv Felonv	DF	3.0	1	17	4	400%
Delinquencv Misdemeanor	DM	4.0	4	30	8	200%
Foster Care Review	FC	1.0	3	3	3	100%
Protective Order – Familv Abuse	FP	1.0	2	2	2	100%
Paternity	PT	0.0	1	1	0	0%
Remand Custodv	RC	1.0	1	1	1	100%
Show Cause	SC	0.0	0	1	0	0%
Status Offense	ST	2.0	0	3	2	0%
Traffic	T	1.3	3	5	3	100%
Truancv/Runawav (Child in Need of Supervision)	TR	0.0	1	2	0	0%
	VA	1.0	1	1	1	100%
Juvenile Total			46	133	67	145.7%
Totals			100	291	148	148.0%

New Cases



	Total Filings with %
Custody Visitation (CV)	26 26%
Show Cause (SC)	20 20%
Criminal Misdemeanor (CM)	14 14%
Civil Support (VS)	10 10%
Criminal Felony (CF)	4 4%
Others	26 26%
Total	100 100%

Special Case Activities

Non-Case	NC	1.0	1
Emeraencv Protective Order	PE	1.0	21
Emeraencv Protective Order	PE	1.0	2
Temporarv Detention Order	TD	1.0	2

Commonwealth of Virginia
Caseload Statistics of the J&DR District Courts
September 2016

Alleghany

	Filing Type	Hearings Per Case	Filings	Hearings	Concluded	Clearance Rate
Adult						
Capias	CA	7.0	0	3	1	0%
Criminal Felony	CF	3.0	5	10	5	100%
Criminal Misdemeanor	CM	2.1	12	27	7	58%
Protective Order – Family Abuse	FP	2.3	5	9	4	80%
Show Cause	SC	2.4	13	39	18	138%
Restricted License - Support	SL	0.0	1	1	0	0%
Civil Support	VS	1.4	15	25	17	113%
Adult Total			51	114	52	102.0%
Juvenile						
Abuse or Neglect	AN	0.0	1	2	0	0%
Capias	CA	0.0	0	1	0	0%
Child in Need of Services	CS	0.0	0	1	0	0%
Custody Visitation	CV	1.3	45	59	36	80%
Delinquency Felony	DF	7.0	1	11	1	100%
Delinquency Misdemeanor	DM	2.8	11	24	6	55%
Paternity	PT	3.0	0	1	1	0%
Show Cause	SC	0.0	1	1	0	0%
Status Offense	ST	1.0	5	5	3	60%
Traffic	T	1.3	4	5	3	75%
Truancy/Runaway (Child in Need of Supervision)	TR	3.0	1	2	1	100%
Juvenile Total			69	112	51	73.9%
Totals			120	226	103	85.8%

New Cases



	Total Filings with %	
Custody Visitation (CV)	45	38%
Civil Support (VS)	15	13%
Show Cause (SC)	14	12%
Criminal Misdemeanor (CM)	12	10%
Delinquency Misdemeanor (DM)	11	9%
Others	23	19%
Total	120	100%

Special Case Activities

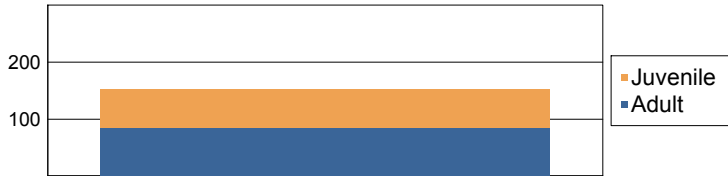
Non-Case	NC	1.0	2
Emergency Protective Order	PE	1.0	16
Non-Case	NC	1.0	1

Commonwealth of Virginia
Caseload Statistics of the J&DR District Courts
August 2016

Alleghany

	Filing Type	Hearings Per Case	Filings	Hearings	Concluded	Clearance Rate
Adult						
Capias	CA	2.5	2	9	2	100%
Criminal Felony	CF	2.1	8	27	14	175%
Criminal Misdemeanor	CM	3.4	23	62	21	91%
Protective Order – Family Abuse	FP	2.0	5	10	4	80%
Remand Support	RS	1.0	3	3	3	100%
Show Cause	SC	2.8	21	55	20	95%
Civil Support	VS	1.7	23	39	24	104%
Adult Total			85	205	88	103.5%
Juvenile						
Capias	CA	0.0	1	1	0	0%
Child in Need of Services	CS	1.0	2	2	1	50%
Custody Visitation	CV	1.7	45	78	30	67%
Delinquency Felony	DF	3.5	3	15	8	267%
Delinquency Misdemeanor	DM	3.1	8	40	17	213%
Foster Care Review	FC	1.0	2	2	2	100%
Juvenile Support	JS	2.0	0	1	1	0%
Paternity	PT	2.0	0	2	1	0%
Remand Custody	RC	1.0	4	4	4	100%
Status Offense	ST	1.5	1	3	2	200%
Traffic	T	1.0	1	1	1	100%
Juvenile Total			67	149	67	100.0%
Totals			152	354	155	102.0%

New Cases



	Total Filings with %
Custody Visitation (CV)	45 30%
Civil Support (VS)	23 15%
Criminal Misdemeanor (CM)	23 15%
Show Cause (SC)	21 14%
Criminal Felony (CF)	8 5%
Others	32 21%
Total	152 100%

Special Case Activities

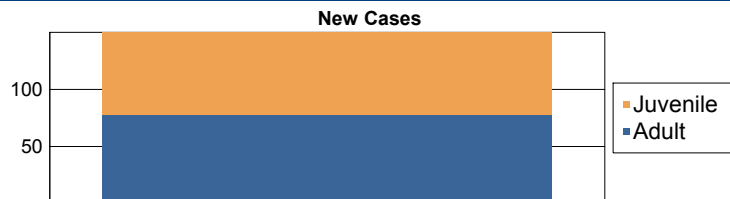
Non-Case	NC	1.0	1
Emergency Protective Order	PE	1.0	27
Non-Case	NC	1.0	2

Commonwealth of Virginia
Caseload Statistics of the J&DR District Courts

Alleghany

July 2016

	Filing Type	Hearings Per Case	Filings	Hearings	Concluded	Clearance Rate
Adult						
Capias	CA	2.0	5	10	3	60%
Criminal Felony	CF	2.2	13	24	9	69%
Criminal Misdemeanor	CM	2.8	20	70	18	90%
Protective Order – Family Abuse	FP	2.0	3	6	3	100%
Show Cause	SC	2.1	21	43	13	62%
Civil Support	VS	1.4	16	24	18	113%
Adult Total			78	177	64	82.1%
Juvenile						
Protective Order – Non Family Abuse	AP	1.0	1	1	1	100%
Custody Visitation	CV	1.6	60	99	78	130%
Delinquency Felony	DF	0.0	2	9	0	0%
Delinquency Misdemeanor	DM	2.4	3	18	5	167%
Initial Foster Care Review	IF	1.0	1	1	1	100%
Juvenile Support	JS	0.0	1	1	0	0%
Paternity	PT	2.0	0	1	1	0%
Show Cause	SC	3.0	0	1	1	0%
Status Offense	ST	0.0	2	3	0	0%
Traffic	T	2.0	2	2	2	100%
Truancy/Runaway (Child in Need of Supervision)	TR	4.0	0	2	1	0%
Juvenile Total			72	138	90	125.0%
Totals			150	315	154	102.7%



	Total Filings with %	
Custody Visitation (CV)	60	40%
Show Cause (SC)	21	14%
Criminal Misdemeanor (CM)	20	13%
Civil Support (VS)	16	11%
Criminal Felony (CF)	13	9%
Others	20	13%
Total	150	100%

Special Case Activities

Emergency Protective Order	PE	1.0	21
Non-Case	NC	1.0	1


Commonwealth of Virginia
Caseload Statistics of the J&DR District Courts

Alleghany

June 2016

	Filing Type	Hearings Per Case	Filings	Hearings	Concluded	Clearance Rate
Adult						
Capias	CA	1.7	2	4	3	150%
Criminal Felonv	CF	2.5	6	11	4	67%
Criminal Misdemeanor	CM	2.7	19	53	25	132%
Protective Order – Family Abuse	FP	1.0	2	2	1	50%
Motion - Modifv Protective Order	MP	1.5	1	2	2	200%
Remand Support	RS	1.0	2	2	2	100%
Show Cause	SC	3.6	11	45	21	191%
Civil Support	VS	1.5	30	44	30	100%
Adult Total			73	163	88	120.5%
Juvenile						
Abuse or Neglect	AN	3.0	0	3	3	0%
Custody Visitation	CV	2.3	62	112	78	126%
Delinquencv Felonv	DF	3.9	5	14	7	140%
Delinquencv Misdemeanor	DM	3.0	9	23	8	89%
Foster Care Review	FC	1.0	1	1	1	100%
Initial Foster Care Review	IF	1.0	3	3	3	100%
Paternity	PT	2.0	3	4	2	67%
Remand Custody	RC	1.0	2	2	2	100%
Show Cause	SC	5.0	0	1	1	0%
Traffic	T	0.0	2	2	0	0%
Truancv/Runawav (Child in Need of Supervision)	TR	3.0	0	3	2	0%
Juvenile Total			87	168	107	123.0%
Totals			160	331	195	121.9%

New Cases



	Total Filings with %
Custody Visitation (CV)	62 39%
Civil Support (VS)	30 19%
Criminal Misdemeanor (CM)	19 12%
Show Cause (SC)	11 7%
Delinquency Misdemeanor (DM)	9 6%
Others	29 18%
Total	160 100%

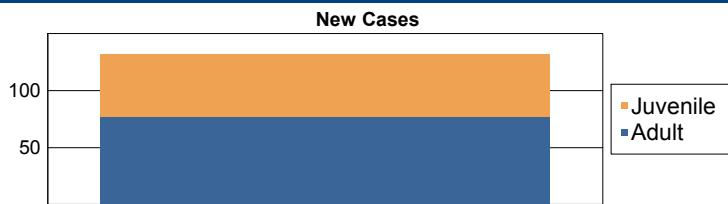
Special Case Activities

Non-Case	NC	1.0	2
Emergency Protective Order	PE	1.0	13
Non-Case	NC	1.0	1
Temporary Detention Order	TD	1.0	2

Commonwealth of Virginia
Caseload Statistics of the J&DR District Courts
 May 2016

Alleghany

	Filing Type	Hearings Per Case	Filings	Hearings	Concluded	Clearance Rate
Adult						
Capias	CA	1.7	4	6	3	75%
Criminal Felony	CF	4.0	5	11	1	20%
Criminal Misdemeanor	CM	3.0	22	61	20	91%
Protective Order – Family Abuse	FP	1.8	3	6	4	133%
Show Cause	SC	2.9	21	46	13	62%
Restricted License - Support	SL	1.0	1	1	1	100%
Civil Support	VS	1.5	21	32	18	86%
Adult Total			77	163	60	77.9%
Juvenile						
Abuse or Neglect	AN	4.0	3	12	4	133%
Relief of Custody	CR	1.0	1	1	1	100%
Custody Visitation	CV	1.3	33	73	28	85%
Delinquency Felony	DF	4.5	1	5	4	400%
Delinquency Misdemeanor	DM	3.4	3	20	5	167%
Initial Foster Care Review	IF	1.0	3	3	3	100%
Permanency Planning	PH	1.0	4	4	4	100%
Paternity	PT	3.0	0	5	2	0%
Child at Risk of Abuse or Neglect	RI	1.7	1	3	3	300%
Show Cause	SC	5.5	0	5	2	0%
Status Offense	ST	2.3	2	3	3	150%
Traffic	T	1.3	3	4	4	133%
Truancy/Runaway (Child in Need of Supervision)	TR	4.0	1	8	4	400%
Juvenile Total			55	146	67	121.8%
Totals			132	309	127	96.2%



	Total Filings with %
Custody Visitation (CV)	33 25%
Criminal Misdemeanor (CM)	22 17%
Civil Support (VS)	21 16%
Show Cause (SC)	21 16%
Criminal Felony (CF)	5 4%
Others	30 23%
Total	132 100%

Special Case Activities

Emergency Protective Order	PE	1.0	22
Non-Case	NC	1.0	2
Temporary Detention Order	TD	1.0	4

Commonwealth of Virginia
Caseload Statistics of the J&DR District Courts

Alleghany

April 2016

	Filing Type	Hearings Per Case	Filings	Hearings	Concluded	Clearance Rate
Adult						
Capias	CA	1.0	1	1	1	100%
Criminal Felony	CF	2.0	1	10	5	500%
Criminal Misdemeanor	CM	2.7	13	57	24	185%
Protective Order – Family Abuse	FP	1.3	4	5	3	75%
Motion - Modifv Protective Order	MP	1.0	2	2	1	50%
Other	OT	2.0	1	2	1	100%
Remand Support	RS	1.0	3	3	3	100%
Show Cause	SC	2.0	13	48	18	138%
Restricted License - Support	SL	1.0	1	1	1	100%
Civil Support	VS	1.2	31	39	27	87%
Adult Total			70	168	84	120.0%
Juvenile						
Abuse or Neglect	AN	3.0	2	10	1	50%
Capias	CA	2.0	0	1	1	0%
Custody Visitation	CV	2.0	42	86	43	102%
Delinquency Felony	DF	5.0	0	3	2	0%
Delinquency Misdemeanor	DM	3.5	11	29	11	100%
Paternity	PT	2.0	1	2	1	100%
Remand Custody	RC	1.0	1	1	1	100%
Child at Risk of Abuse or Neglect	RI	1.0	4	4	2	50%
Show Cause	SC	2.5	1	4	2	200%
Status Offense	ST	1.7	1	4	3	300%
Traffic	T	3.4	2	6	5	250%
Truancy/Runaway (Child in Need of Supervision)	TR	3.0	2	6	1	50%
Juvenile Total			67	156	73	109.0%

Totals	137	324	157	114.6%
---------------	------------	------------	------------	---------------



	Total Filings with %
Custody Visitation (CV)	42 31%
Civil Support (VS)	31 23%
Show Cause (SC)	14 10%
Criminal Misdemeanor (CM)	13 9%
Delinquency Misdemeanor (DM)	11 8%
Others	26 19%
Total	137 100%

Special Case Activities

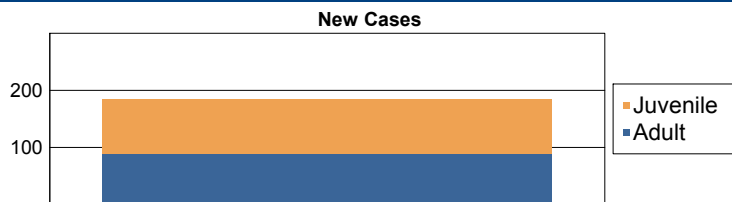
Non-Case	NC	1.0	2
Emergency Protective Order	PE	1.0	15

Commonwealth of Virginia
Caseload Statistics of the J&DR District Courts

Alleghany

March 2016

	Filing Type	Hearings Per Case	Filings	Hearings	Concluded	Clearance Rate
Adult						
Capias	CA	2.8	3	8	4	133%
Criminal Felony	CF	2.0	9	20	10	111%
Criminal Misdemeanor	CM	3.1	27	48	7	26%
Protective Order – Family Abuse	FP	1.5	3	5	2	67%
Motion - Modifv Protective Order	MP	1.0	1	1	1	100%
Remand Support	RS	1.0	2	2	2	100%
Show Cause	SC	3.1	20	41	17	85%
Restricted License - Support	SL	1.0	1	1	1	100%
Civil Support	VS	1.4	22	29	17	77%
Adult Total			88	155	61	69.3%
Juvenile						
Abuse or Neglect	AN	1.0	4	6	1	25%
Capias	CA	0.0	1	1	0	0%
Custody Visitation	CV	1.8	72	131	76	106%
Delinquency Felony	DF	0.0	0	2	0	0%
Delinquency Misdemeanor	DM	3.3	3	16	3	100%
Paternity	PT	2.0	3	4	1	33%
Remand Custody	RC	1.0	3	3	3	100%
Show Cause	SC	5.0	1	3	1	100%
Status Offense	ST	1.0	6	6	4	67%
Traffic	T	2.7	1	6	3	300%
Termination of Parental Rights	TP	1.0	1	1	1	100%
Truancy/Runaway (Child in Need of Supervision)	TR	0.0	1	2	0	0%
Juvenile Total			96	181	93	96.9%
Totals			184	336	154	83.7%



	Total Filings with %
Custody Visitation (CV)	72 39%
Criminal Misdemeanor (CM)	27 15%
Civil Support (VS)	22 12%
Show Cause (SC)	21 11%
Criminal Felony (CF)	9 5%
Others	33 18%
Total	184 100%

Special Case Activities

Non-Case	NC	1.0	1
Emergency Protective Order	PE	1.0	19
Temporary Detention Order	TD	1.0	2

Commonwealth of Virginia
Caseload Statistics of the J&DR District Courts

Alleghany

February 2016

	Filing Type	Hearings Per Case	Filings	Hearings	Concluded	Clearance Rate
Adult						
Protective Order - Non Family Abuse	AP	2.0	1	2	1	100%
Capias	CA	0.0	1	1	0	0%
Criminal Felony	CF	4.0	13	15	1	8%
Criminal Misdemeanor	CM	3.1	18	51	20	111%
Protective Order – Family Abuse	FP	2.1	4	10	7	175%
Motion - Modify Protective Order	MP	1.0	2	2	2	100%
Remand Support	RS	1.0	3	3	3	100%
Show Cause	SC	2.3	20	51	16	80%
Civil Support	VS	1.9	10	17	12	120%
Adult Total			72	152	62	86.1%
Juvenile						
Abuse or Neglect	AN	1.0	3	3	3	100%
Custody Visitation	CV	2.3	26	56	38	146%
Delinquency Felony	DF	3.5	0	12	2	0%
Delinquency Misdemeanor	DM	2.8	14	28	14	100%
Permanency Planning	PH	1.0	1	1	1	100%
Remand Custody	RC	1.0	3	3	3	100%
Show Cause	SC	0.0	1	3	0	0%
Status Offense	ST	3.0	0	2	1	0%
Traffic	T	2.8	4	12	6	150%
Truancy/Runaway (Child in Need of Supervision)	TR	3.0	1	4	1	100%
Juvenile Total			53	124	69	130.2%
Totals			125	276	131	104.8%



	Total Filings with %
Custody Visitation (CV)	26 21%
Show Cause (SC)	21 17%
Criminal Misdemeanor (CM)	18 14%
Delinquency Misdemeanor (DM)	14 11%
Criminal Felony (CF)	13 10%
Others	33 26%
Total	125 100%

Special Case Activities

Emergency Protective Order	PE	1.0	15
----------------------------	----	-----	----

Commonwealth of Virginia
Caseload Statistics of the J&DR District Courts
January 2016

Alleghany

	Filing Type	Hearings Per Case	Filings	Hearings	Concluded	Clearance Rate
Adult						
Capias	CA	0.0	0	1	0	0%
Criminal Felony	CF	3.0	0	3	1	0%
Criminal Misdemeanor	CM	3.0	11	39	10	91%
Protective Order – Family Abuse	FP	1.7	4	8	6	150%
Motion - Modifv Protective Order	MP	1.0	1	1	1	100%
Remand Support	RS	1.0	1	1	1	100%
Show Cause	SC	2.4	18	55	20	111%
Civil Support	VS	1.3	25	33	24	96%
Adult Total			60	141	63	105.0%
Juvenile						
Custody Visitation	CV	1.3	58	89	41	71%
Delinquency Felony	DF	3.0	10	20	1	10%
Delinquency Misdemeanor	DM	2.9	12	35	15	125%
Paternity	PT	2.0	2	3	1	50%
Remand Custody	RC	1.0	2	2	2	100%
Show Cause	SC	0.0	1	3	0	0%
Status Offense	ST	0.0	0	2	0	0%
Traffic	T	1.5	4	8	4	100%
Truancy/Runaway (Child in Need of Supervision)	TR	0.0	3	6	0	0%
Juvenile Total			92	168	64	69.6%
Totals			152	309	127	83.6%



	Total Filings with %	
Custody Visitation (CV)	58	38%
Civil Support (VS)	25	16%
Show Cause (SC)	19	13%
Delinquency Misdemeanor (DM)	12	8%
Criminal Misdemeanor (CM)	11	7%
Others	27	18%
Total	152	100%

Special Case Activities

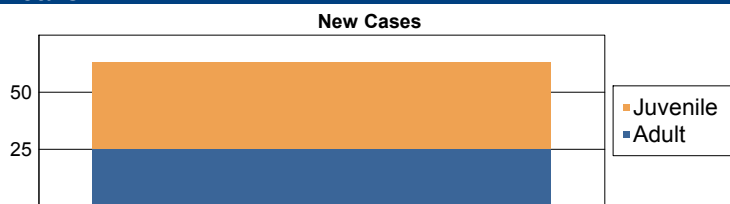
Emergency Protective Order	PE	1.2	11
Non-Case	NC	1.0	2

Commonwealth of Virginia
Caseload Statistics of the J&DR District Courts

Amelia

December 2016

	Filing Type	Hearings Per Case	Filings	Hearings	Concluded	Clearance Rate
Adult						
Capias	CA	1.6	3	6	5	167%
Criminal Felony	CF	3.0	0	2	2	0%
Criminal Misdemeanor	CM	4.0	7	15	1	14%
Protective Order – Family Abuse	FP	0.0	1	2	0	0%
Motion - Modify Protective Order	MP	0.0	4	4	0	0%
Show Cause	SC	2.8	6	20	11	183%
Civil Support	VS	1.6	4	13	8	200%
Adult Total			25	62	27	108.0%
Juvenile						
Custody Visitation	CV	1.4	26	36	18	69%
Delinquency Misdemeanor	DM	3.3	2	11	6	300%
Protective Order – Family Abuse	FP	1.0	1	1	1	100%
Paternity	PT	0.0	1	1	0	0%
Show Cause	SC	1.0	2	2	1	50%
Traffic	T	2.0	2	4	2	100%
Truancy/Runaway (Child in Need of Supervision)	TR	2.0	4	5	1	25%
Juvenile Total			38	60	29	76.3%
Totals			63	122	56	88.9%



	Total Filings with %
Custody Visitation (CV)	26 41%
Show Cause (SC)	8 13%
Criminal Misdemeanor (CM)	7 11%
Civil Support (VS)	4 6%
Motion - Modify Protective Order (MP)	4 6%
Others	14 22%
Total	63 100%

Special Case Activities

Emergency Protective Order	PE	1.0	3
Emergency Protective Order	PE	1.0	2

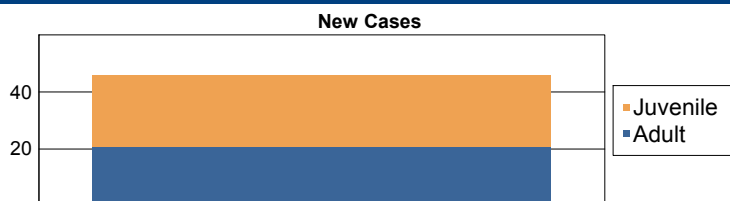
Commonwealth of Virginia
Caseload Statistics of the J&DR District Courts

Amelia

November 2016

	Filing Type	Hearings Per Case	Filings	Hearings	Concluded	Clearance Rate
Adult						
Capias	CA	2.0	2	3	1	50%
Criminal Felony	CF	0.0	1	3	0	0%
Criminal Misdemeanor	CM	2.2	1	12	5	500%
Show Cause	SC	2.4	6	18	8	133%
Restricted License - Support	SL	1.0	1	1	1	100%
Civil Support	VS	1.3	10	13	3	30%
Adult Total			21	50	18	85.7%
Juvenile						
Child in Need of Services	CS	0.0	1	1	0	0%
Custody Visitation	CV	5.2	15	32	12	80%
Delinquency Felony	DF	3.0	0	3	1	0%
Delinquency Misdemeanor	DM	1.8	6	12	5	83%
Permanency Planning	PH	1.0	1	1	1	100%
Show Cause	SC	3.0	1	2	1	100%
Status Offense	ST	3.0	0	1	1	0%
Traffic	T	2.3	1	4	3	300%
Truancy/Runaway (Child in Need of Supervision)	TR	3.0	0	1	1	0%
Juvenile Total			25	57	25	100.0%

Totals			46	107	43	93.5%
---------------	--	--	-----------	------------	-----------	--------------



	Total Filings with %	
Custody Visitation (CV)	15	33%
Civil Support (VS)	10	22%
Show Cause (SC)	7	15%
Delinquency Misdemeanor (DM)	6	13%
Capias (CA)	2	4%
Others	6	13%
Total	46	100%

Special Case Activities

Emergency Protective Order	PE	1.0	1
Non-Case	NC	1.0	1

Commonwealth of Virginia
Caseload Statistics of the J&DR District Courts

Amelia

October 2016

	Filing Type	Hearings Per Case	Filings	Hearings	Concluded	Clearance Rate
Adult						
Capias	CA	2.5	2	4	2	100%
Criminal Felony	CF	2.8	1	5	4	400%
Criminal Misdemeanor	CM	2.0	4	21	4	100%
Protective Order – Family Abuse	FP	6.0	0	1	1	0%
Show Cause	SC	3.0	16	35	15	94%
Civil Support	VS	2.3	8	17	7	88%
Adult Total			31	83	33	106.5%
Juvenile						
Custody Visitation	CV	1.4	27	41	15	56%
Delinquency Felony	DF	3.5	0	7	2	0%
Delinquency Misdemeanor	DM	3.5	6	25	10	167%
Show Cause	SC	2.0	3	6	4	133%
Status Offense	ST	0.0	0	1	0	0%
Traffic	T	1.6	5	10	7	140%
Truancy/Runaway (Child in Need of Supervision)	TR	0.0	1	1	0	0%
Juvenile Total			42	91	38	90.5%
Totals			73	174	71	97.3%



	Total Filings with %
Custody Visitation (CV)	27 37%
Show Cause (SC)	19 26%
Civil Support (VS)	8 11%
Delinquency Misdemeanor (DM)	6 8%
Traffic (T)	5 7%
Others	8 11%
Total	73 100%

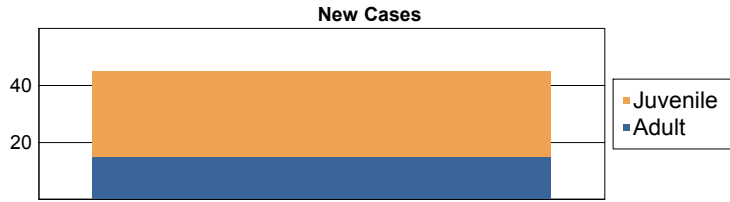
Special Case Activities

Emergency Protective Order	PE	1.0	3
----------------------------	----	-----	---

Commonwealth of Virginia
Caseload Statistics of the J&DR District Courts
September 2016

Amelia

	Filing Type	Hearings Per Case	Filings	Hearings	Concluded	Clearance Rate
Adult						
Capias	CA	2.0	0	1	1	0%
Criminal Felony	CF	2.0	1	2	1	100%
Criminal Misdemeanor	CM	7.0	5	18	3	60%
Protective Order – Family Abuse	FP	2.0	0	2	2	0%
Show Cause	SC	2.0	5	13	5	100%
Civil Support	VS	1.0	4	4	3	75%
Adult Total			15	40	15	100.0%
Juvenile						
Child in Need of Services	CS	2.5	1	2	2	200%
Custody Visitation	CV	2.4	10	29	17	170%
Delinquency Felony	DF	5.0	2	5	1	50%
Delinquency Misdemeanor	DM	2.3	9	13	3	33%
Show Cause	SC	1.0	2	2	1	50%
Status Offense	ST	1.0	2	2	1	50%
Traffic	T	2.0	4	6	2	50%
Juvenile Total			30	59	27	90.0%
Totals			45	99	42	93.3%



	Total Filings with %
Custody Visitation (CV)	10 22%
Delinquency Misdemeanor (DM)	9 20%
Show Cause (SC)	7 16%
Criminal Misdemeanor (CM)	5 11%
Civil Support (VS)	4 9%
Others	10 22%
Total	45 100%

Special Case Activities

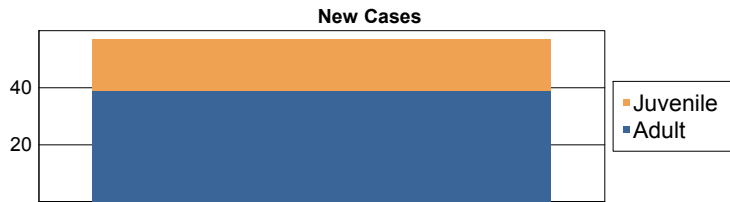
Emergency Protective Order	PE	1.0	7
----------------------------	----	-----	---

Commonwealth of Virginia
Caseload Statistics of the J&DR District Courts

Amelia

August 2016

	Filing Type	Hearings Per Case	Filings	Hearings	Concluded	Clearance Rate
Adult						
Capias	CA	2.0	1	2	1	100%
Criminal Felony	CF	2.2	12	28	11	92%
Criminal Misdemeanor	CM	6.2	10	28	6	60%
Protective Order – Family Abuse	FP	2.5	3	5	2	67%
Remand Support	RS	1.0	1	1	1	100%
Show Cause	SC	2.3	7	19	6	86%
Civil Support	VS	2.4	5	19	12	240%
Adult Total			39	102	39	100.0%
Juvenile						
Custody Visitation	CV	2.2	8	47	14	175%
Delinquency Felony	DF	0.0	2	2	0	0%
Delinquency Misdemeanor	DM	2.3	2	5	3	150%
Remand Custody	RC	1.0	1	1	1	100%
Traffic	T	2.7	5	8	3	60%
Juvenile Total			18	63	21	116.7%
Totals			57	165	60	105.3%



	Total Filings with %	
Criminal Felony (CF)	12	21%
Criminal Misdemeanor (CM)	10	18%
Custody Visitation (CV)	8	14%
Show Cause (SC)	7	12%
Civil Support (VS)	5	9%
Others	15	26%
Total	57	100%

Special Case Activities

Emergency Protective Order	PE	1.0	8
----------------------------	----	-----	---

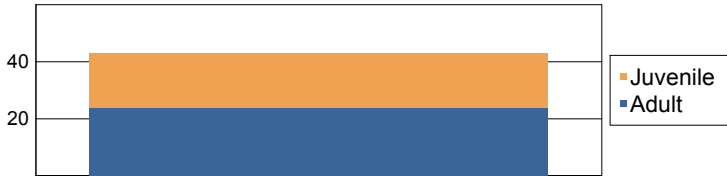
Commonwealth of Virginia
Caseload Statistics of the J&DR District Courts

Amelia

July 2016

	Filing Type	Hearings Per Case	Filings	Hearings	Concluded	Clearance Rate
Adult						
Capias	CA	0.0	1	2	0	0%
Criminal Felony	CF	2.0	3	5	2	67%
Criminal Misdemeanor	CM	3.6	2	15	5	250%
Protective Order – Stalking/Acts of Violence	PC	2.0	0	1	1	0%
Show Cause	SC	1.3	11	19	9	82%
Civil Support	VS	1.5	7	12	8	114%
Adult Total			24	54	25	104.2%
Juvenile						
Child in Need of Services	CS	0.0	1	2	0	0%
Custody Visitation	CV	2.7	15	27	19	127%
Delinquency Felony	DF	3.5	0	3	2	0%
Delinquency Misdemeanor	DM	3.7	2	13	7	350%
Show Cause	SC	4.0	0	1	1	0%
Traffic	T	2.0	1	4	2	200%
Juvenile Total			19	50	31	163.2%
Totals			43	104	56	130.2%

New Cases



	Total Filings with %	
Custody Visitation (CV)	15	35%
Show Cause (SC)	11	26%
Civil Support (VS)	7	16%
Criminal Felony (CF)	3	7%
Criminal Misdemeanor (CM)	2	5%
Others	5	12%
Total	43	100%

**Commonwealth of Virginia
Caseload Statistics of the J&DR District Courts**

Amelia

June 2016

	Filing Type	Hearings Per Case	Filings	Hearings	Concluded	Clearance Rate
Adult						
Capias	CA	2.0	1	2	1	100%
Criminal Felony	CF	1.8	2	5	4	200%
Criminal Misdemeanor	CM	3.0	6	22	9	150%
Protective Order – Family Abuse	FP	3.0	2	6	2	100%
Motion - Modifv Protective Order	MP	1.0	1	1	1	100%
Protective Order – Stalking/Acts of Violence	PC	0.0	1	1	0	0%
Show Cause	SC	2.4	12	24	11	92%
Civil Support	VS	1.6	14	28	14	100%
Adult Total			39	89	42	107.7%
Juvenile						
Child in Need of Services	CS	2.0	0	1	1	0%
Custody Visitation	CV	2.4	18	52	8	44%
Delinquency Felony	DF	4.0	0	7	2	0%
Delinquency Misdemeanor	DM	2.3	4	13	6	150%
Protective Order – Family Abuse	FP	1.0	1	1	1	100%
Show Cause	SC	2.3	2	7	4	200%
Traffic	T	4.0	1	5	2	200%
Truancy/Runaway (Child in Need of Supervision)	TR	5.0	0	2	1	0%
Juvenile Total			26	88	25	96.2%
Totals			65	177	67	103.1%

New Cases



	Total Filings with %
Custody Visitation (CV)	18 28%
Civil Support (VS)	14 22%
Show Cause (SC)	14 22%
Criminal Misdemeanor (CM)	6 9%
Delinquency Misdemeanor (DM)	4 6%
Others	9 14%
Total	65 100%

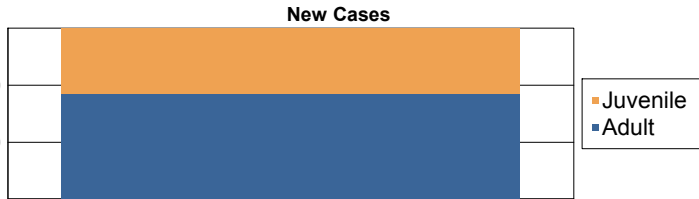
Special Case Activities

Emergency Protective Order	PE	1.0	4
----------------------------	----	-----	---

Commonwealth of Virginia
Caseload Statistics of the J&DR District Courts
 May 2016

Amelia

	Filing Type	Hearings Per Case	Filings	Hearings	Concluded	Clearance Rate
Adult						
Capias	CA	2.0	1	5	3	300%
Criminal Felony	CF	2.8	4	8	4	100%
Criminal Misdemeanor	CM	5.0	11	25	4	36%
Protective Order – Family Abuse	FP	2.5	1	6	4	400%
Show Cause	SC	2.7	7	26	10	143%
Civil Support	VS	1.5	13	19	13	100%
Adult Total			37	89	38	102.7%
Juvenile						
Child in Need of Services	CS	2.0	0	1	1	0%
Custody Visitation	CV	1.8	11	33	20	182%
Delinquency Felony	DF	4.0	2	9	6	300%
Delinquency Misdemeanor	DM	3.2	3	14	9	300%
Permanency Planning	PH	1.0	1	1	1	100%
Show Cause	SC	2.0	0	5	4	0%
Traffic	T	1.8	6	7	4	67%
Truancy/Runaway (Child in Need of Supervision)	TR	0.0	0	1	0	0%
Juvenile Total			23	71	45	195.7%
Totals			60	160	83	138.3%



	Total Filings with %
Civil Support (VS)	13 22%
Criminal Misdemeanor (CM)	11 18%
Custody Visitation (CV)	11 18%
Show Cause (SC)	7 12%
Traffic (T)	6 10%
Others	12 20%
Total	60 100%

Special Case Activities

Emergency Protective Order	PE	1.2	4
Temporary Detention Order	TD	1.0	2

Commonwealth of Virginia
Caseload Statistics of the J&DR District Courts

Amelia

April 2016

	Filing Type	Hearings Per Case	Filings	Hearings	Concluded	Clearance Rate
Adult						
Capias	CA	2.0	3	5	2	67%
Criminal Felony	CF	3.0	3	6	1	33%
Criminal Misdemeanor	CM	2.7	3	22	3	100%
Protective Order – Family Abuse	FP	0.0	2	5	0	0%
Show Cause	SC	1.4	11	19	7	64%
Civil Support	VS	2.2	11	17	5	45%
Adult Total			33	74	18	54.5%
Juvenile						
Child in Need of Services	CS	0.0	2	2	0	0%
Custody Visitation	CV	1.2	22	34	17	77%
Delinquency Felony	DF	2.7	2	7	3	150%
Delinquency Misdemeanor	DM	3.0	2	21	8	400%
Show Cause	SC	0.0	4	5	0	0%
Traffic	T	3.3	0	5	4	0%
Juvenile Total			32	74	32	100.0%
Totals			65	148	50	76.9%



	Total Filings with %	
Custody Visitation (CV)	22	34%
Show Cause (SC)	15	23%
Civil Support (VS)	11	17%
Capias (CA)	3	5%
Criminal Felony (CF)	3	5%
Others	11	17%
Total	65	100%

Special Case Activities

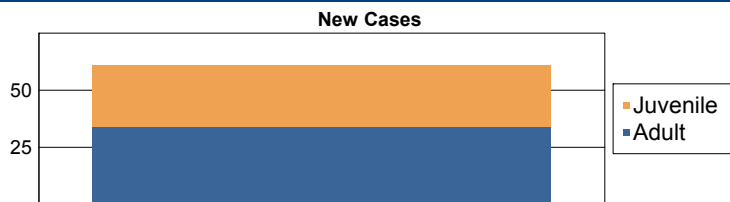
Emergency Protective Order	PE	1.0	6
----------------------------	----	-----	---

Commonwealth of Virginia
Caseload Statistics of the J&DR District Courts

Amelia

March 2016

	Filing Type	Hearings Per Case	Filings	Hearings	Concluded	Clearance Rate
Adult						
Capias	CA	0.0	2	2	0	0%
Criminal Felonv	CF	2.5	1	5	2	200%
Criminal Misdemeanor	CM	2.3	4	19	4	100%
Protective Order – Family Abuse	FP	1.5	4	9	4	100%
Remand Support	RS	1.0	1	1	1	100%
Show Cause	SC	1.5	13	21	8	62%
Civil Support	VS	1.0	9	11	5	56%
Adult Total			34	68	24	70.6%
Juvenile						
Custody Visitation	CV	1.6	13	20	8	62%
Delinquency Felonv	DF	3.3	1	13	3	300%
Delinquency Misdemeanor	DM	2.7	5	25	3	60%
Show Cause	SC	2.0	1	4	2	200%
Status Offense	ST	0.0	1	1	0	0%
Traffic	T	2.0	5	8	8	160%
Truancy/Runaway (Child in Need of Supervision)	TR	2.0	1	2	1	100%
Juvenile Total			27	73	25	92.6%
Totals			61	141	49	80.3%



	Total Filings with %	
Show Cause (SC)	14	23%
Custody Visitation (CV)	13	21%
Civil Support (VS)	9	15%
Delinquency Misdemeanor (DM)	5	8%
Traffic (T)	5	8%
Others	15	25%
Total	61	100%

Special Case Activities

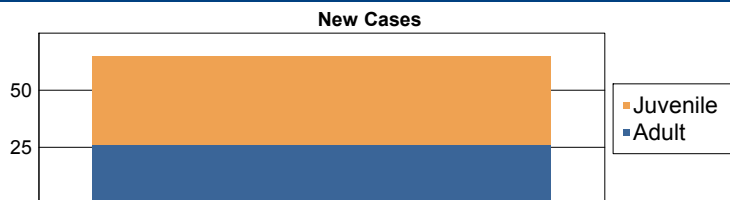
Non-Case	NC	1.0	1
Emergency Protective Order	PE	1.0	6
Temporary Detention Order	TD	1.0	2

Commonwealth of Virginia
Caseload Statistics of the J&DR District Courts

Amelia

February 2016

	Filing Type	Hearings Per Case	Filings	Hearings	Concluded	Clearance Rate
Adult						
Capias	CA	3.0	0	1	1	0%
Criminal Felony	CF	3.4	2	9	5	250%
Criminal Misdemeanor	CM	2.4	7	23	8	114%
Protective Order – Family Abuse	FP	3.0	3	4	1	33%
Show Cause	SC	2.7	7	22	12	171%
Civil Support	VS	1.9	7	18	13	186%
Adult Total			26	77	40	153.8%
Juvenile						
Custody Visitation	CV	2.4	18	63	36	200%
Delinquency Felony	DF	0.0	1	5	0	0%
Delinquency Misdemeanor	DM	4.7	8	21	3	38%
Motion - Modify Protective Order	MP	1.0	2	2	2	100%
Remand Custody	RC	1.0	1	1	1	100%
Show Cause	SC	1.8	6	10	4	67%
Traffic	T	2.0	2	10	1	50%
Truancy/Runaway (Child in Need of Supervision)	TR	0.0	1	1	0	0%
Juvenile Total			39	113	47	120.5%
Totals			65	190	87	133.8%



	Total Filings with %
Custody Visitation (CV)	18 28%
Show Cause (SC)	13 20%
Delinquency Misdemeanor (DM)	8 12%
Civil Support (VS)	7 11%
Criminal Misdemeanor (CM)	7 11%
Others	12 18%
Total	65 100%

Special Case Activities

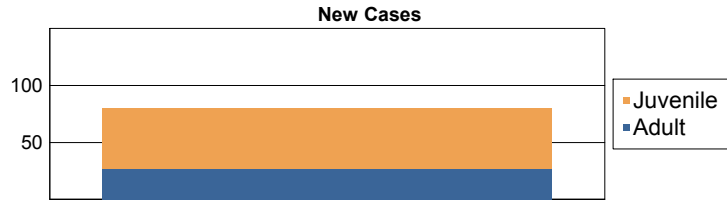
Emergency Protective Order	PE	1.0	8
----------------------------	----	-----	---

Commonwealth of Virginia
Caseload Statistics of the J&DR District Courts

Amelia

January 2016

	Filing Type	Hearings Per Case	Filings	Hearings	Concluded	Clearance Rate
Adult						
Capias	CA	2.5	2	7	4	200%
Criminal Felony	CF	4.0	3	8	4	133%
Criminal Misdemeanor	CM	2.0	10	18	2	20%
Protective Order – Family Abuse	FP	1.0	1	1	1	100%
Remand Support	RS	1.0	1	1	1	100%
Show Cause	SC	2.4	5	17	5	100%
Civil Support	VS	2.3	5	14	9	180%
Adult Total			27	66	26	96.3%
Juvenile						
Child in Need of Services	CS	0.0	0	1	0	0%
Custody Visitation	CV	2.0	15	42	14	93%
Delinquency Felony	DF	3.3	10	16	3	30%
Delinquency Misdemeanor	DM	1.8	13	26	9	69%
Show Cause	SC	2.0	2	3	1	50%
Traffic	T	1.7	13	19	7	54%
Juvenile Total			53	107	34	64.2%
Totals			80	173	60	75.0%



	Total Filings with %
Custody Visitation (CV)	15 19%
Delinquency Misdemeanor (DM)	13 16%
Traffic (T)	13 16%
Criminal Misdemeanor (CM)	10 13%
Delinquency Felony (DF)	10 13%
Others	19 24%
Total	80 100%

Special Case Activities
 Emergency Protective Order

PE	1.0	7
----	-----	---

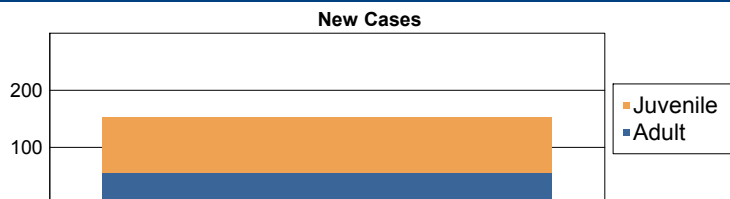
**Commonwealth of Virginia
Caseload Statistics of the J&DR District Courts**

Amherst

December 2016

	Filing Type	Hearings Per Case	Filings	Hearings	Concluded	Clearance Rate
Adult						
Capias	CA	2.3	2	6	4	200%
Criminal Felonv	CF	2.0	6	14	1	17%
Criminal Misdemeanor	CM	3.4	13	32	8	62%
Protective Order – Family Abuse	FP	2.0	11	20	8	73%
Motion - Modifv Protective Order	MP	1.0	2	2	2	100%
Show Cause	SC	3.2	13	60	26	200%
Restricted License - Support	SL	0.0	0	1	0	0%
Civil Support	VS	1.8	9	24	15	167%
Adult Total			56	159	64	114.3%
Juvenile						
Abuse or Nealect	AN	5.0	6	17	2	33%
Child in Need of Services	CS	0.0	1	5	0	0%
Custodv Visitation	CV	1.4	44	72	46	105%
Delinquencv Felonv	DF	3.0	2	9	3	150%
Delinquencv Misdemeanor	DM	2.7	10	28	3	30%
Entrustment Agreement	ET	1.0	2	2	2	100%
Foster Care Review	FC	1.0	3	4	2	67%
Initial Foster Care Review	IF	1.0	3	3	3	100%
Permanencv Planning	PH	1.0	3	3	3	100%
Paternity	PT	2.0	2	5	1	50%
Remand Custodv	RC	1.0	1	1	1	100%
Child at Risk of Abuse or Nealect	RI	2.5	4	10	2	50%
Remand Visitation	RV	1.0	1	1	1	100%
Status Offense	ST	1.0	1	1	1	100%
Traffic	T	1.2	8	6	6	75%
Termination of Parental Rihts	TP	1.0	2	2	1	50%
Truancv/Runawav (Child in Need of Supervision)	TR	7.0	4	6	1	25%
Juvenile Total			97	175	78	80.4%

Totals			153	334	142	92.8%
---------------	--	--	------------	------------	------------	--------------



	Total Filings with %
Custody Visitation (CV)	44 29%
Criminal Misdemeanor (CM)	13 8%
Show Cause (SC)	13 8%
Protective Order – Family Abuse (FP)	11 7%
Delinquency Misdemeanor (DM)	10 7%
Others	62 41%
Total	153 100%

Special Case Activities

Non-Case	NC	1.0	29
Emergency Protective Order	PE	1.0	1

Commonwealth of Virginia
Caseload Statistics of the J&DR District Courts

Amherst

November 2016

	Filing Type	Hearings Per Case	Filings	Hearings	Concluded	Clearance Rate
Adult						
Capias	CA	2.4	4	15	5	125%
Criminal Felonv	CF	3.0	6	22	12	200%
Criminal Misdemeanor	CM	2.9	13	48	16	123%
Protective Order – Family Abuse	FP	2.3	6	21	12	200%
Motion - Modifv Protective Order	MP	1.4	3	5	5	167%
Protective Order - Violation of Protective Order Conviction	PV	1.0	1	1	1	100%
Show Cause	SC	2.2	30	77	25	83%
Civil Support	VS	1.6	30	39	28	93%
Adult Total			93	228	104	111.8%
Juvenile						
Abuse or Neglect	AN	3.1	9	26	11	122%
Child in Need of Services	CS	3.0	0	3	2	0%
Custody Visitation	CV	1.6	112	140	72	64%
Delinquency Felonv	DF	4.0	1	7	1	100%
Delinquency Misdemeanor	DM	3.0	6	30	5	83%
Foster Care Review	FC	0.0	0	1	0	0%
Permanency Planning	PH	1.0	2	2	2	100%
Paternity	PT	1.0	3	3	3	100%
Child at Risk of Abuse or Neglect	RI	0.0	1	1	0	0%
Traffic	T	1.5	8	12	15	188%
Truancy/Runaway (Child in Need of Supervision)	TR	2.7	1	5	3	300%
Juvenile Total			143	230	114	79.7%
Totals			236	458	218	92.4%



	Total Filings with %
Custody Visitation (CV)	112 47%
Civil Support (VS)	30 13%
Show Cause (SC)	30 13%
Criminal Misdemeanor (CM)	13 6%
Abuse or Neglect (AN)	9 4%
Others	42 18%
Total	236 100%

Special Case Activities

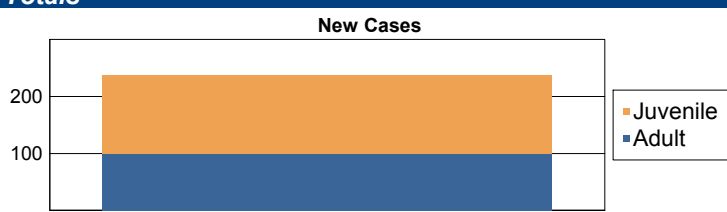
Non-Case	NC	1.0	15
----------	----	-----	----

Commonwealth of Virginia
Caseload Statistics of the J&DR District Courts

Amherst

October 2016

	Filing Type	Hearings Per Case	Filings	Hearings	Concluded	Clearance Rate
Adult						
Capias	CA	3.0	4	12	1	25%
Criminal Felonv	CF	3.9	3	36	22	733%
Criminal Misdemeanor	CM	3.0	14	62	25	179%
Protective Order – Family Abuse	FP	2.4	12	26	10	83%
Motion - Modifv Protective Order	MP	1.0	2	2	2	100%
Other	OT	2.0	0	1	1	0%
Protective Order - Violation of Protective Order Conviction	PV	1.0	3	3	3	100%
Remand Support	RS	1.0	1	1	1	100%
Show Cause	SC	2.8	28	87	25	89%
Restricted License - Support	SL	2.0	0	2	1	0%
Civil Support	VS	1.5	32	52	34	106%
Adult Total			99	284	125	126.3%
Juvenile						
Abuse or Neglect	AN	3.0	9	29	5	56%
Protective Order – Non Family Abuse	AP	2.0	4	8	4	100%
Relief of Custody	CR	1.0	1	1	1	100%
Child in Need of Services	CS	2.0	3	8	2	67%
Custody Visitation	CV	1.4	69	108	80	116%
Delinquency Felonv	DF	0.0	1	1	0	0%
Delinquency Misdemeanor	DM	1.8	11	27	6	55%
Foster Care Review	FC	1.2	6	7	6	100%
Initial Foster Care Review	IF	1.0	3	3	3	100%
Permanency Planning	PH	1.0	2	2	2	100%
Paternity	PT	1.0	6	7	4	67%
Remand Custody	RC	1.0	6	6	6	100%
Child at Risk of Abuse or Neglect	RI	2.0	1	2	1	100%
Remand Visitation	RV	1.0	2	2	2	100%
Traffic	T	1.3	12	10	13	108%
Termination of Parental Rihts	TP	1.0	1	1	1	100%
Truancy/Runaway (Child in Need of Supervision)	TR	4.0	1	8	2	200%
Juvenile Total			138	230	138	100.0%
Totals			237	514	263	111.0%



	Total Filings with %
Custody Visitation (CV)	69 29%
Civil Support (VS)	32 14%
Show Cause (SC)	28 12%
Criminal Misdemeanor (CM)	14 6%
Protective Order – Family Abuse (FP)	12 5%
Others	82 35%
Total	237 100%

Special Case Activities

Non-Case	NC	1.0	15
----------	----	-----	----

Commonwealth of Virginia
Caseload Statistics of the J&DR District Courts
September 2016

Amherst

	Filing Type	Hearings Per Case	Filings	Hearings	Concluded	Clearance Rate
Adult						
Capias	CA	3.2	7	20	11	157%
Criminal Felony	CF	2.4	17	44	9	53%
Criminal Misdemeanor	CM	2.5	15	62	26	173%
Protective Order – Family Abuse	FP	2.1	11	24	10	91%
Motion - Modifv Protective Order	MP	0.0	1	1	0	0%
Other	OT	2.0	1	3	2	200%
Show Cause	SC	2.9	28	89	34	121%
Restricted License - Support	SL	1.0	2	2	2	100%
Civil Support	VS	1.4	35	56	31	89%
Adult Total			117	301	125	106.8%
Juvenile						
Abuse or Neglect	AN	4.0	2	5	1	50%
Relief of Custody	CR	1.0	1	1	1	100%
Child in Need of Services	CS	0.0	1	1	0	0%
Custody Visitation	CV	1.1	125	147	86	69%
Delinquency Felony	DF	3.0	1	8	3	300%
Delinquency Misdemeanor	DM	2.5	7	26	13	186%
Foster Care Review	FC	1.0	2	2	1	50%
Initial Foster Care Review	IF	1.0	1	1	1	100%
Paternity	PT	2.3	4	6	3	75%
Traffic	T	1.8	4	6	4	100%
Truancy/Runaway (Child in Need of Supervision)	TR	4.0	3	6	1	33%
Juvenile Total			151	209	114	75.5%
Totals			268	510	239	89.2%



	Total Filings with %	
Custody Visitation (CV)	125	47%
Civil Support (VS)	35	13%
Show Cause (SC)	28	10%
Criminal Felony (CF)	17	6%
Criminal Misdemeanor (CM)	15	6%
Others	48	18%
Total	268	100%

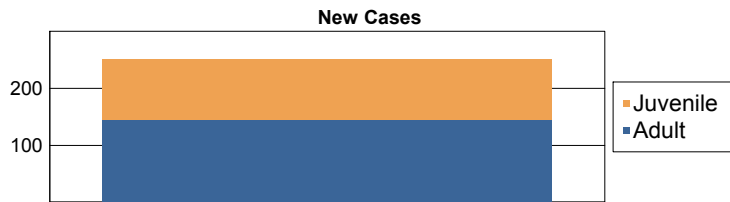
Special Case Activities

Non-Case	NC	1.0	14
----------	----	-----	----

Commonwealth of Virginia
Caseload Statistics of the J&DR District Courts
August 2016

Amherst

	Filing Type	Hearings Per Case	Filings	Hearings	Concluded	Clearance Rate
Adult						
Protective Order - Non Family Abuse	AP	2.0	1	2	1	100%
Capias	CA	2.7	4	25	11	275%
Criminal Felony	CF	1.8	24	52	12	50%
Criminal Misdemeanor	CM	2.7	31	92	32	103%
Protective Order – Family Abuse	FP	2.3	10	20	9	90%
Motion - Modify Protective Order	MP	1.0	5	5	4	80%
Protective Order - Violation of Protective Order Conviction	PV	1.0	1	1	1	100%
Show Cause	SC	2.8	32	89	22	69%
Restricted License - Support	SL	1.0	4	5	3	75%
Civil Support	VS	1.3	33	50	32	97%
Adult Total			145	341	127	87.6%
Juvenile						
Abuse or Neglect	AN	3.8	4	17	5	125%
Child in Need of Services	CS	2.0	1	2	1	100%
Custody Visitation	CV	1.9	64	122	76	119%
Delinquency Felony	DF	3.0	5	17	1	20%
Delinquency Misdemeanor	DM	3.2	10	36	12	120%
Initial Foster Care Review	IF	1.3	3	4	3	100%
Permanency Planning	PH	1.0	6	6	6	100%
Paternity	PT	1.0	5	5	5	100%
Traffic	T	2.3	2	7	4	200%
Termination of Parental Rights	TP	1.0	6	6	6	100%
Truancy/Runaway (Child in Need of Supervision)	TR	3.7	0	7	3	0%
Juvenile Total			106	229	122	115.1%
Totals			251	570	249	99.2%



	Total Filings with %
Custody Visitation (CV)	64 25%
Civil Support (VS)	33 13%
Show Cause (SC)	32 13%
Criminal Misdemeanor (CM)	31 12%
Criminal Felony (CF)	24 10%
Others	67 27%
Total	251 100%

Special Case Activities

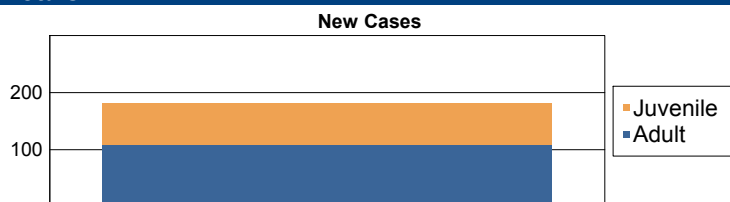
Non-Case	NC	1.0	28
Emergency Protective Order	PE	1.0	1

Commonwealth of Virginia
Caseload Statistics of the J&DR District Courts

Amherst

July 2016

	Filing Type	Hearings Per Case	Filings	Hearings	Concluded	Clearance Rate
Adult						
Capias	CA	2.4	6	17	7	117%
Criminal Felonv	CF	3.1	9	22	8	89%
Criminal Misdemeanor	CM	3.0	26	70	23	88%
Protective Order – Family Abuse	FP	2.1	7	17	8	114%
Motion - Modifv Protective Order	MP	1.0	3	3	3	100%
Protective Order - Violation of Protective Order Conviction	PV	1.0	1	1	1	100%
Remand Support	RS	1.0	1	1	1	100%
Show Cause	SC	2.3	31	69	22	71%
Civil Support	VS	1.8	24	41	33	138%
Adult Total			108	241	106	98.1%
Juvenile						
Abuse or Neglect	AN	2.0	4	12	2	50%
Child in Need of Services	CS	2.0	1	3	1	100%
Custody Visitation	CV	1.9	45	119	95	211%
Delinquency Felonv	DF	3.0	0	5	4	0%
Delinquency Misdemeanor	DM	2.4	1	27	11	1,100%
Foster Care Review	FC	1.0	1	1	1	100%
Paternity	PT	1.0	1	3	1	100%
Remand Custody	RC	1.0	1	1	1	100%
Status Offense	ST	1.0	2	2	2	100%
Traffic	T	1.7	17	34	14	82%
Truancy/Runaway (Child in Need of Supervision)	TR	4.0	0	1	1	0%
Juvenile Total			73	208	133	182.2%
Totals			181	449	239	132.0%



	Total Filings with %
Custody Visitation (CV)	45 25%
Show Cause (SC)	31 17%
Criminal Misdemeanor (CM)	26 14%
Civil Support (VS)	24 13%
Traffic (T)	17 9%
Others	38 21%
Total	181 100%

Special Case Activities

Non-Case	NC	1.0	17
Emergency Protective Order	PE	1.0	1

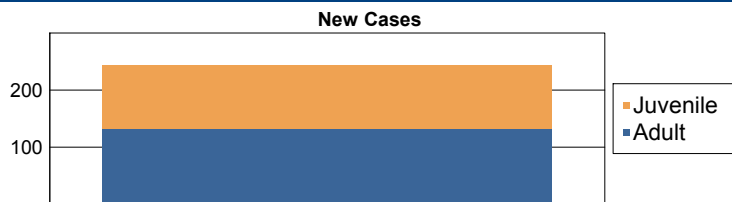
**Commonwealth of Virginia
Caseload Statistics of the J&DR District Courts**

Amherst

June 2016

	Filing Type	Hearings Per Case	Filings	Hearings	Concluded	Clearance Rate
Adult						
Cabias	CA	2.5	6	21	4	67%
Criminal Felonv	CF	2.3	8	24	8	100%
Criminal Misdemeanor	CM	2.5	22	63	15	68%
Protective Order – Family Abuse	FP	2.1	16	31	15	94%
Motion - Modifv Protective Order	MP	1.0	5	5	5	100%
Other	OT	0.0	2	2	0	0%
Remand Support	RS	1.0	3	3	3	100%
Show Cause	SC	2.5	45	90	19	42%
Civil Support	VS	1.6	24	42	25	104%
Adult Total			131	281	94	71.8%
Juvenile						
Abuse or Neglect	AN	3.2	7	20	13	186%
Child in Need of Services	CS	3.0	4	8	1	25%
Custodv Visitation	CV	1.9	56	122	98	175%
Delinquency Felonv	DF	4.5	2	13	2	100%
Delinquency Misdemeanor	DM	3.1	16	49	25	156%
Foster Care Review	FC	1.0	2	2	2	100%
Initial Foster Care Review	IF	1.0	3	3	3	100%
Permanency Planning	PH	1.0	4	4	4	100%
Paternity	PT	1.8	1	5	5	500%
Remand Custodv	RC	1.0	7	7	7	100%
Remand Visitation	RV	1.0	1	1	1	100%
Traffic	T	1.8	9	16	13	144%
Truancy/Runaway (Child in Need of Supervision)	TR	3.6	0	17	11	0%
Juvenile Total			112	267	185	165.2%

Totals	243	548	279	114.8%
---------------	------------	------------	------------	---------------



	Total Filings with %
Custody Visitation (CV)	56 23%
Show Cause (SC)	45 19%
Civil Support (VS)	24 10%
Criminal Misdemeanor (CM)	22 9%
Delinquency Misdemeanor (DM)	16 7%
Others	80 33%
Total	243 100%

Special Case Activities

Non-Case	NC	1.0	16
Emergency Protective Order	PE	1.0	18

Commonwealth of Virginia
Caseload Statistics of the J&DR District Courts
 May 2016

Amherst

	Filing Type	Hearings Per Case	Filings	Hearings	Concluded	Clearance Rate
Adult						
Protective Order - Non Family Abuse	AP	2.3	1	4	3	300%
Capias	CA	4.0	11	14	2	18%
Criminal Felony	CF	2.5	6	12	2	33%
Criminal Misdemeanor	CM	2.4	26	68	21	81%
Protective Order – Family Abuse	FP	2.8	7	20	8	114%
Motion - Modify Protective Order	MP	1.0	4	4	4	100%
Protective Order - Violation of Protective Order Conviction	PV	1.0	3	3	3	100%
Remand Support	RS	1.0	9	9	9	100%
Show Cause	SC	3.0	25	102	51	204%
Restricted License - Support	SL	0.0	1	2	0	0%
Civil Support	VS	1.5	33	64	43	130%
Adult Total			126	302	146	115.9%
Juvenile						
Abuse or Neglect	AN	4.0	4	11	1	25%
Protective Order – Non Family Abuse	AP	1.0	1	1	1	100%
Child in Need of Services	CS	1.5	1	2	2	200%
Custody Visitation	CV	1.6	86	141	103	120%
Delinquency Felony	DF	3.7	3	19	14	467%
Delinquency Misdemeanor	DM	2.9	15	35	14	93%
Foster Care Review	FC	1.0	5	5	5	100%
Initial Foster Care Review	IF	1.0	1	1	1	100%
Permanency Planning	PH	1.0	1	1	1	100%
Paternity	PT	1.8	5	9	5	100%
Remand Custody	RC	1.3	5	6	6	120%
Remand Visitation	RV	1.0	1	1	1	100%
Show Cause	SC	2.0	0	1	1	0%
Traffic	T	1.5	3	5	4	133%
Truancy/Runaway (Child in Need of Supervision)	TR	0.0	3	6	0	0%
Juvenile Total			134	244	159	118.7%
Totals			260	546	305	117.3%



	Total Filings with %
Custody Visitation (CV)	86 33%
Civil Support (VS)	33 13%
Criminal Misdemeanor (CM)	26 10%
Show Cause (SC)	25 10%
Delinquency Misdemeanor (DM)	15 6%
Others	75 29%
Total	260 100%

Special Case Activities

Non-Case	NC	1.0	26
----------	----	-----	----

Commonwealth of Virginia
Caseload Statistics of the J&DR District Courts

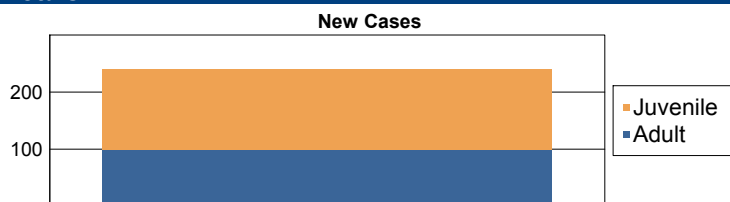
Amherst

April 2016

	Filing Type	Hearings Per Case	Filings	Hearings	Concluded	Clearance Rate
Adult						
Protective Order - Non Family Abuse	AP	2.0	2	3	1	50%
Capias	CA	2.5	2	10	6	300%
Criminal Felony	CF	3.1	6	13	7	117%
Criminal Misdemeanor	CM	3.5	17	60	24	141%
Protective Order – Family Abuse	FP	2.0	8	15	6	75%
Motion - Modify Protective Order	MP	1.0	3	3	3	100%
Protective Order - Violation of Protective Order Conviction	PV	1.0	2	2	2	100%
Show Cause	SC	2.9	26	59	27	104%
Restricted License - Support	SL	1.0	1	1	1	100%
Civil Support	VS	1.8	32	53	33	103%
Adult Total			99	219	110	111.1%

Juvenile						
Abuse or Neglect	AN	3.7	0	8	6	0%
Custody Visitation	CV	2.1	116	177	81	70%
Delinquency Felony	DF	4.4	0	8	5	0%
Delinquency Misdemeanor	DM	3.9	4	30	14	350%
Foster Care Review	FC	1.5	1	2	2	200%
Initial Foster Care Review	IF	1.0	1	1	1	100%
Permanency Planning	PH	1.0	2	2	2	100%
Paternity	PT	1.5	8	10	4	50%
Show Cause	SC	4.0	0	1	1	0%
Status Offense	ST	3.0	0	1	1	0%
Traffic	T	1.0	5	2	5	100%
Truancy/Runaway (Child in Need of Supervision)	TR	4.0	4	5	1	25%
Juvenile Total			141	247	123	87.2%

Totals			240	466	233	97.1%
---------------	--	--	------------	------------	------------	--------------



	Total Filings with %
Custody Visitation (CV)	116 48%
Civil Support (VS)	32 13%
Show Cause (SC)	26 11%
Criminal Misdemeanor (CM)	17 7%
Paternity (PT)	8 3%
Others	41 17%
Total	240 100%

Special Case Activities

Non-Case	NC	1.0	10
Emergency Protective Order	PE	1.0	10

Commonwealth of Virginia
Caseload Statistics of the J&DR District Courts

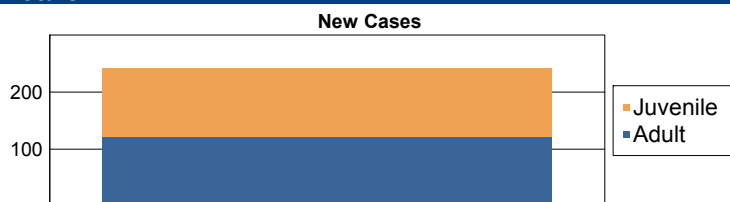
Amherst

March 2016

	Filing Type	Hearings Per Case	Filings	Hearings	Concluded	Clearance Rate
Adult						
Protective Order - Non Family Abuse	AP	0.0	0	1	0	0%
Capias	CA	2.5	6	15	4	67%
Criminal Felony	CF	2.4	6	18	5	83%
Criminal Misdemeanor	CM	2.5	28	74	20	71%
Protective Order – Family Abuse	FP	2.5	7	27	15	214%
Motion - Modify Protective Order	MP	1.5	3	4	4	133%
Protective Order - Violation of Protective Order Conviction	PV	1.0	2	2	2	100%
Show Cause	SC	3.2	33	82	25	76%
Restricted License - Support	SL	1.0	1	1	1	100%
Civil Support	VS	1.8	35	66	37	106%
Adult Total			121	290	113	93.4%

Juvenile						
Abuse or Neglect	AN	3.4	8	26	8	100%
Child in Need of Services	CS	4.0	3	5	3	100%
Custody Visitation	CV	1.7	81	161	106	131%
Delinquency Felony	DF	5.0	1	4	1	100%
Delinquency Misdemeanor	DM	2.2	8	28	6	75%
Foster Care Review	FC	0.0	1	1	0	0%
Initial Foster Care Review	IF	1.0	3	3	3	100%
Permanency Planning	PH	1.0	2	2	2	100%
Paternity	PT	1.3	2	3	3	150%
Show Cause	SC	0.0	1	1	0	0%
Traffic	T	1.9	8	17	9	113%
Truancy/Runaway (Child in Need of Supervision)	TR	0.0	2	5	0	0%
Juvenile Total			120	256	141	117.5%

Totals			241	546	254	105.4%
---------------	--	--	------------	------------	------------	---------------



	Total Filings with %
Custody Visitation (CV)	81 34%
Civil Support (VS)	35 15%
Show Cause (SC)	34 14%
Criminal Misdemeanor (CM)	28 12%
Abuse or Neglect (AN)	8 3%
Others	55 23%
Total	241 100%

Special Case Activities

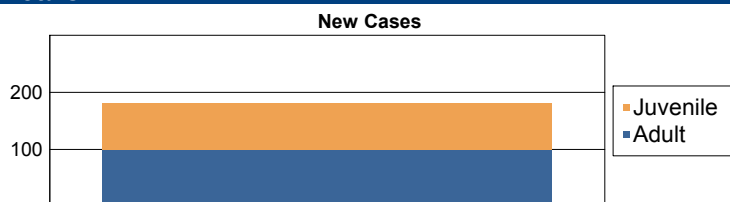
Emergency Protective Order	PE	1.0	26
Emergency Custody Order	EC	1.0	2

Commonwealth of Virginia
Caseload Statistics of the J&DR District Courts

Amherst

February 2016

	Filing Type	Hearings Per Case	Filings	Hearings	Concluded	Clearance Rate
Adult						
Protective Order - Non Familv Abuse	AP	1.0	2	2	1	50%
Capias	CA	3.1	4	14	8	200%
Criminal Felonv	CF	3.0	2	6	2	100%
Criminal Misdemeanor	CM	2.5	22	72	24	109%
Protective Order – Familv Abuse	FP	2.5	13	26	13	100%
Motion - Modifv Protective Order	MP	1.0	3	3	3	100%
Protective Order - Violation of Protective Order Conviction	PV	1.0	1	1	1	100%
Show Cause	SC	3.3	21	104	47	224%
Civil Support	VS	2.3	32	56	40	125%
Adult Total			100	284	139	139.0%
Juvenile						
Abuse or Neglect	AN	4.0	3	11	1	33%
Protective Order – Non Familv Abuse	AP	1.7	3	5	3	100%
Child in Need of Services	CS	6.5	0	5	2	0%
Custody Visitation	CV	2.4	52	138	100	192%
Delinquencv Felonv	DF	0.0	2	10	0	0%
Delinquencv Misdemeanor	DM	3.7	12	35	12	100%
Foster Care Review	FC	2.0	2	4	4	200%
Initial Foster Care Review	IF	1.0	1	1	1	100%
Paternity	PT	1.5	1	2	2	200%
Status Offense	ST	6.5	0	2	2	0%
Traffic	T	1.7	2	5	3	150%
Truancv/Runaway (Child in Need of Supervision)	TR	1.0	3	5	1	33%
Juvenile Total			81	223	131	161.7%
Totals			181	507	270	149.2%



	Total Filings with %
Custody Visitation (CV)	52 29%
Civil Support (VS)	32 18%
Criminal Misdemeanor (CM)	22 12%
Show Cause (SC)	21 12%
Protective Order – Family Abuse (FP)	13 7%
Others	41 23%
Total	181 100%

Special Case Activities

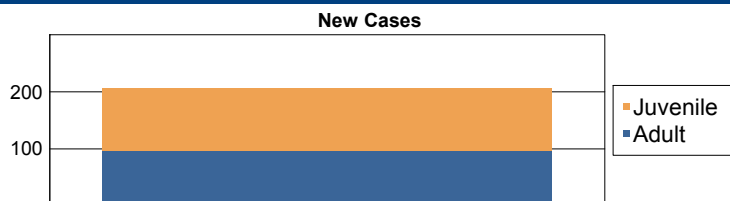
Emergency Protective Order	PE	1.0	26
Non-Case	NC	1.0	1

**Commonwealth of Virginia
Caseload Statistics of the J&DR District Courts**

Amherst

January 2016

	Filing Type	Hearings Per Case	Filings	Hearings	Concluded	Clearance Rate
Adult						
Cabias	CA	3.0	4	9	1	25%
Criminal Felonv	CF	3.0	1	9	3	300%
Criminal Misdemeanor	CM	2.1	26	41	11	42%
Protective Order – Family Abuse	FP	2.2	12	24	10	83%
Motion - Modifv Protective Order	MP	1.0	2	3	2	100%
Violation - Family Abuse Protective Order	PS	1.0	1	1	1	100%
Show Cause	SC	2.5	17	72	20	118%
Civil Support	VS	1.4	34	54	25	74%
Adult Total			97	213	73	75.3%
Juvenile						
Abuse or Nealect	AN	4.0	4	13	3	75%
Child in Need of Services	CS	4.0	0	2	2	0%
Custodv Visitation	CV	1.8	64	138	61	95%
Delinquencv Felonv	DF	2.0	2	5	1	50%
Delinquencv Misdemeanor	DM	3.0	12	33	10	83%
Foster Care Review	FC	1.0	1	1	1	100%
Initial Foster Care Review	IF	1.0	3	3	3	100%
Permanencv Planning	PH	1.0	5	5	5	100%
Paternity	PT	0.0	2	2	0	0%
Remand Custodv	RC	1.0	1	1	1	100%
Child at Risk of Abuse or Nealect	RI	4.0	0	1	1	0%
Remand Visitation	RV	1.0	1	1	1	100%
Show Cause	SC	0.0	0	1	0	0%
Traffic	T	1.4	15	19	11	73%
Truancv/Runawav (Child in Need of Supervision)	TR	2.0	0	3	1	0%
Juvenile Total			110	228	101	91.8%
Totals			207	441	174	84.1%



	Total Filings with %
Custody Visitation (CV)	64 31%
Civil Support (VS)	34 16%
Criminal Misdemeanor (CM)	26 13%
Show Cause (SC)	17 8%
Traffic (T)	15 7%
Others	51 25%
Total	207 100%

Special Case Activities

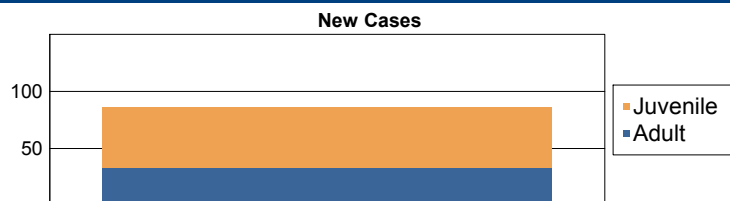
Emeraencv Protective Order	PE	1.0	16
Emeraencv Custodv Order	EC	1.0	4

Commonwealth of Virginia
Caseload Statistics of the J&DR District Courts

Appomattox

December 2016

	Filing Type	Hearings Per Case	Filings	Hearings	Concluded	Clearance Rate
Adult						
Protective Order - Non Familv Abuse	AP	0.0	0	1	0	0%
Capias	CA	3.0	0	6	2	0%
Criminal Felony	CF	0.0	3	7	0	0%
Criminal Misdemeanor	CM	3.3	3	25	8	267%
Protective Order – Familv Abuse	FP	2.3	3	9	3	100%
Motion - Modify Protective Order	MP	1.0	3	4	2	67%
Other	OT	1.0	3	3	2	67%
Show Cause	SC	3.0	5	27	9	180%
Civil Support	VS	1.7	13	30	10	77%
Adult Total			33	112	36	109.1%
Juvenile						
Abuse or Neglect	AN	0.0	2	2	0	0%
Protective Order – Non Familv Abuse	AP	0.0	0	1	0	0%
Child in Need of Services	CS	8.0	3	9	1	33%
Custody Visitation	CV	2.2	36	85	20	56%
Delinquency Misdemeanor	DM	2.9	4	15	8	200%
Status Offense	ST	0.0	1	2	0	0%
Traffic	T	2.0	4	6	1	25%
Truancy/Runaway (Child in Need of Supervision)	TR	6.0	3	6	1	33%
Juvenile Total			53	126	31	58.5%
Totals			86	238	67	77.9%



	Total Filings with %
Custody Visitation (CV)	36 42%
Civil Support (VS)	13 15%
Show Cause (SC)	5 6%
Delinquency Misdemeanor (DM)	4 5%
Traffic (T)	4 5%
Others	24 28%
Total	86 100%

Special Case Activities

Non-Case	NC	1.0	1
Emergency Protective Order	PE	1.0	12
Emergency Custody Order	EC	0.0	0


Commonwealth of Virginia
Caseload Statistics of the J&DR District Courts

Appomattox

November 2016

	Filing Type	Hearings Per Case	Filings	Hearings	Concluded	Clearance Rate
Adult						
Protective Order - Non Family Abuse	AP	0.0	0	1	0	0%
Capias	CA	1.0	4	7	1	25%
Criminal Felony	CF	2.0	5	7	2	40%
Criminal Misdemeanor	CM	1.9	3	22	11	367%
Criminal Support	CS	1.0	1	1	1	100%
Protective Order – Family Abuse	FP	2.9	4	12	7	175%
Other	OT	1.0	1	1	1	100%
Show Cause	SC	3.2	6	33	15	250%
Civil Support	VS	1.8	7	20	9	129%
Adult Total			31	104	47	151.6%
Juvenile						
Protective Order – Non Family Abuse	AP	0.0	1	1	0	0%
Capias	CA	2.0	1	2	1	100%
Child in Need of Services	CS	4.0	4	10	3	75%
Custody Visitation	CV	3.2	9	55	31	344%
Delinquency Felony	DF	4.3	0	3	3	0%
Delinquency Misdemeanor	DM	3.0	3	5	1	33%
Paternity	PT	1.0	1	1	1	100%
Show Cause	SC	2.0	0	1	1	0%
Status Offense	ST	2.0	0	1	1	0%
Traffic	T	2.0	0	1	1	0%
Truancy/Runaway (Child in Need of Supervision)	TR	7.5	0	6	2	0%
Juvenile Total			19	86	45	236.8%
Totals			50	190	92	184.0%

New Cases



	Total Filings with %
Custody Visitation (CV)	9 18%
Civil Support (VS)	7 14%
Show Cause (SC)	6 12%
Capias (CA)	5 10%
Criminal Felony (CF)	5 10%
Others	18 36%
Total	50 100%

Special Case Activities

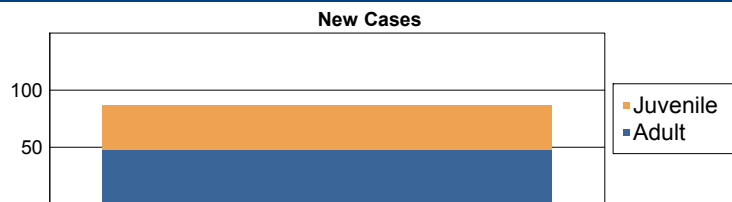
Emergency Protective Order	PE	1.0	2
Emergency Custody Order	EC	0.0	2

Commonwealth of Virginia
Caseload Statistics of the J&DR District Courts

Appomattox

October 2016

	Filing Type	Hearings Per Case	Filings	Hearings	Concluded	Clearance Rate
Adult						
Protective Order - Non Family Abuse	AP	2.0	1	2	1	100%
Capias	CA	3.5	1	6	2	200%
Criminal Felony	CF	2.5	2	6	2	100%
Criminal Misdemeanor	CM	2.1	19	43	15	79%
Protective Order – Family Abuse	FP	3.5	4	11	2	50%
Motion - Modify Protective Order	MP	2.0	0	1	1	0%
Show Cause	SC	2.3	7	34	18	257%
Civil Support	VS	2.2	14	36	17	121%
Adult Total			48	139	58	120.8%
Juvenile						
Child in Need of Services	CS	0.0	2	6	0	0%
Custody Visitation	CV	2.4	22	95	28	127%
Delinquency Felony	DF	0.0	0	2	0	0%
Delinquency Misdemeanor	DM	4.2	2	10	6	300%
Entrustment Agreement	ET	2.0	0	1	1	0%
Paternity	PT	2.0	4	6	4	100%
Show Cause	SC	0.0	1	1	0	0%
Status Offense	ST	2.0	2	4	2	100%
Traffic	T	0.0	3	3	0	0%
Truancy/Runaway (Child in Need of Supervision)	TR	0.0	3	8	0	0%
Juvenile Total			39	136	41	105.1%
Totals			87	275	99	113.8%



	Total Filings with %
Custody Visitation (CV)	22 25%
Criminal Misdemeanor (CM)	19 22%
Civil Support (VS)	14 16%
Show Cause (SC)	8 9%
Paternity (PT)	4 5%
Others	20 23%
Total	87 100%

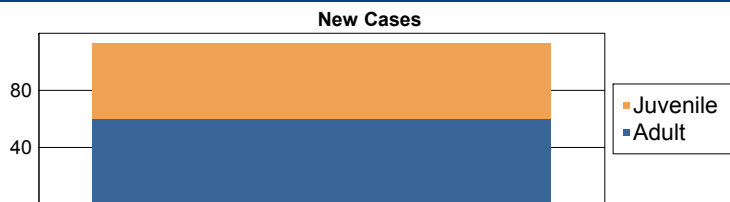
Special Case Activities

Non-Case	NC	1.0	2
Emergency Protective Order	PE	1.0	11
Emergency Custody Order	EC	1.0	2
Non-Case	NC	1.0	6

Commonwealth of Virginia
Caseload Statistics of the J&DR District Courts
September 2016

Appomattox

	Filing Type	Hearings Per Case	Filings	Hearings	Concluded	Clearance Rate
Adult						
Capias	CA	4.3	3	11	3	100%
Criminal Felonv	CF	3.0	2	6	3	150%
Criminal Misdemeanor	CM	2.0	15	40	13	87%
Protective Order – Family Abuse	FP	2.8	2	22	9	450%
Motion - Modifv Protective Order	MP	1.7	4	6	3	75%
Remand Support	RS	1.0	1	1	1	100%
Show Cause	SC	2.4	26	36	7	27%
Civil Support	VS	1.7	7	14	3	43%
Adult Total			60	136	42	70.0%
Juvenile						
Abuse or Neglect	AN	4.0	0	1	1	0%
Protective Order – Non Family Abuse	AP	2.0	0	1	1	0%
Child in Need of Services	CS	0.0	1	2	0	0%
Custody Visitation	CV	2.2	36	82	40	111%
Delinquency Felonv	DF	4.0	1	2	1	100%
Delinquency Misdemeanor	DM	2.4	4	10	5	125%
Entrustment Aareement	ET	0.0	1	1	0	0%
Initial Foster Care Review	IF	1.0	1	1	1	100%
Permanency Planning	PH	1.0	4	4	4	100%
Paternity	PT	1.0	1	1	1	100%
Remand Custody	RC	1.0	3	3	3	100%
Status Offense	ST	4.0	1	2	1	100%
Truancy/Runaway (Child in Need of Supervision)	TR	3.0	0	5	1	0%
Juvenile Total			53	115	59	111.3%
Totals			113	251	101	89.4%



	Total Filings with %
Custody Visitation (CV)	36 32%
Show Cause (SC)	26 23%
Criminal Misdemeanor (CM)	15 13%
Civil Support (VS)	7 6%
Delinquency Misdemeanor (DM)	4 4%
Others	25 22%
Total	113 100%

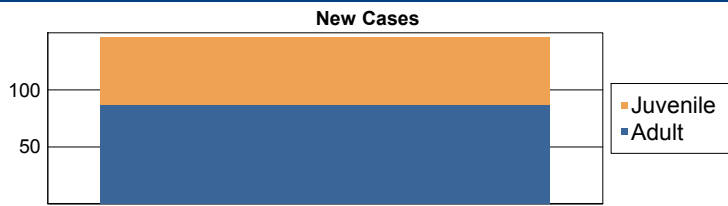
Special Case Activities

Emergency Protective Order	PE	1.0	8
Non-Case	NC	1.0	1

Commonwealth of Virginia
Caseload Statistics of the J&DR District Courts
August 2016

Appomattox

	Filing Type	Hearings Per Case	Filings	Hearings	Concluded	Clearance Rate
Adult						
Protective Order - Non Family Abuse	AP	2.0	0	2	2	0%
Capias	CA	3.0	2	7	1	50%
Criminal Felony	CF	0.0	3	5	0	0%
Criminal Misdemeanor	CM	2.2	27	54	16	59%
Protective Order – Family Abuse	FP	2.5	17	40	10	59%
Show Cause	SC	2.8	11	67	25	227%
Restricted License - Support	SL	1.0	1	1	1	100%
Civil Support	VS	2.2	26	49	23	88%
Adult Total			87	225	78	89.7%
Juvenile						
Abuse or Neglect	AN	0.0	0	1	0	0%
Protective Order – Non Family Abuse	AP	0.0	1	1	0	0%
Child in Need of Services	CS	3.8	0	5	4	0%
Custody Visitation	CV	2.9	48	147	60	125%
Delinquency Felony	DF	0.0	0	1	0	0%
Delinquency Misdemeanor	DM	3.8	1	7	6	600%
Foster Care Review	FC	1.0	1	1	1	100%
Paternity	PT	1.0	5	5	4	80%
Show Cause	SC	3.0	0	1	1	0%
Traffic	T	1.3	3	3	4	133%
Truancy/Runaway (Child in Need of Supervision)	TR	4.5	0	4	2	0%
Juvenile Total			59	176	82	139.0%
Totals			146	401	160	109.6%



	Total Filings with %
Custody Visitation (CV)	48 33%
Criminal Misdemeanor (CM)	27 18%
Civil Support (VS)	26 18%
Protective Order – Family Abuse (FP)	17 12%
Show Cause (SC)	11 8%
Others	17 12%
Total	146 100%

Special Case Activities

Emergency Protective Order	PE	1.0	22
----------------------------	----	-----	----

Commonwealth of Virginia
Caseload Statistics of the J&DR District Courts

Appomattox

July 2016

	Filing Type	Hearings Per Case	Filings	Hearings	Concluded	Clearance Rate
Adult						
Protective Order - Non Family Abuse	AP	0.0	2	2	0	0%
Capias	CA	4.0	1	4	1	100%
Criminal Felony	CF	0.0	2	2	0	0%
Criminal Misdemeanor	CM	1.8	8	19	4	50%
Protective Order – Family Abuse	FP	2.3	12	20	4	33%
Remand Support	RS	1.0	1	1	1	100%
Show Cause	SC	2.4	17	41	10	59%
Civil Support	VS	2.3	14	23	10	71%
Adult Total			57	112	30	52.6%

Juvenile						
Abuse or Neglect	AN	0.0	1	2	0	0%
Protective Order – Non Family Abuse	AP	4.0	0	2	2	0%
Child in Need of Services	CS	0.0	1	3	0	0%
Custody Visitation	CV	2.4	48	80	22	46%
Delinquency Felony	DF	0.0	1	1	0	0%
Delinquency Misdemeanor	DM	3.3	3	16	3	100%
Foster Care Review	FC	1.0	2	2	2	100%
Permanency Planning	PH	1.0	1	1	1	100%
Paternity	PT	1.0	3	3	3	100%
Status Offense	ST	3.5	0	4	2	0%
Traffic	T	2.6	2	8	7	350%
Truancy/Runaway (Child in Need of Supervision)	TR	3.0	1	3	1	100%
Juvenile Total			63	125	43	68.3%

Totals			120	237	73	60.8%
---------------	--	--	------------	------------	-----------	--------------



	Total Filings with %
Custody Visitation (CV)	48 40%
Show Cause (SC)	17 14%
Civil Support (VS)	14 12%
Protective Order – Family Abuse (FP)	12 10%
Criminal Misdemeanor (CM)	8 7%
Others	21 18%
Total	120 100%

Special Case Activities

Emergency Protective Order	PE	1.0	14
Emergency Custody Order	EC	1.0	2

Commonwealth of Virginia
Caseload Statistics of the J&DR District Courts

Appomattox

June 2016

	Filing Type	Hearings Per Case	Filings	Hearings	Concluded	Clearance Rate
Adult						
Capias	CA	5.0	4	7	1	25%
Criminal Felony	CF	3.0	0	1	1	0%
Criminal Misdemeanor	CM	3.9	11	24	9	82%
Protective Order – Family Abuse	FP	2.3	5	14	7	140%
Motion - Modifv Protective Order	MP	4.0	0	1	1	0%
Other	OT	1.0	1	1	1	100%
Remand Support	RS	1.0	1	1	1	100%
Show Cause	SC	3.6	27	48	10	37%
Civil Support	VS	1.0	10	18	1	10%
Adult Total			59	115	32	54.2%
Juvenile						
Abuse or Neglect	AN	5.0	0	1	1	0%
Protective Order – Non Familv Abuse	AP	3.0	0	2	1	0%
Child in Need of Services	CS	4.0	2	4	2	100%
Custody Visitation	CV	2.4	75	132	40	53%
Delinquency Misdemeanor	DM	3.1	2	24	10	500%
Foster Care Review	FC	1.0	1	1	1	100%
Permanency Planning	PH	1.0	1	1	1	100%
Remand Custody	RC	1.0	1	1	1	100%
Remand Visitation	RV	1.0	1	1	1	100%
Show Cause	SC	3.0	0	3	2	0%
Status Offense	ST	8.0	1	4	1	100%
Traffic	T	2.0	1	4	2	200%
Truancy/Runaway (Child in Need of Supervision)	TR	3.9	0	11	8	0%
Juvenile Total			85	189	71	83.5%

Totals	144	304	103	71.5%
---------------	------------	------------	------------	--------------



	Total Filings with %
Custody Visitation (CV)	75 52%
Show Cause (SC)	27 19%
Criminal Misdemeanor (CM)	11 8%
Civil Support (VS)	10 7%
Protective Order – Family Abuse (FP)	5 3%
Others	16 11%
Total	144 100%

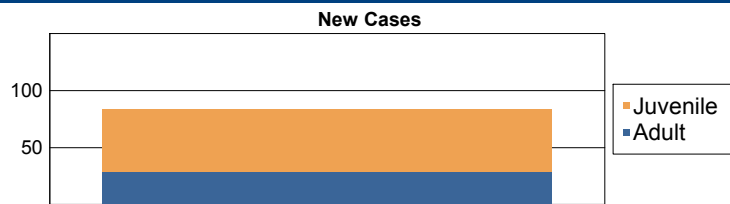
Special Case Activities

Emergency Custody Order	EC	2.0	1
Non-Case	NC	1.0	1
Emergency Protective Order	PE	1.0	7
Non-Case	NC	2.0	0

Commonwealth of Virginia
Caseload Statistics of the J&DR District Courts
 May 2016

Appomattox

	Filing Type	Hearings Per Case	Filings	Hearings	Concluded	Clearance Rate
Adult						
Protective Order - Non Family Abuse	AP	2.0	3	6	3	100%
Capias	CA	3.0	2	4	1	50%
Criminal Felony	CF	3.0	0	2	1	0%
Criminal Misdemeanor	CM	2.9	1	38	21	2,100%
Protective Order – Family Abuse	FP	3.0	2	7	3	150%
Motion - Modify Protective Order	MP	0.0	0	1	0	0%
Remand Support	RS	1.0	1	1	1	100%
Show Cause	SC	3.2	12	24	9	75%
Civil Support	VS	2.5	8	21	12	150%
Adult Total			29	104	51	175.9%
Juvenile						
Protective Order – Non Family Abuse	AP	2.5	1	3	2	200%
Child in Need of Services	CS	0.0	0	3	0	0%
Custody Visitation	CV	2.1	24	74	31	129%
Delinquency Misdemeanor	DM	1.9	17	39	10	59%
Permanency Planning	PH	1.0	4	4	4	100%
Paternity	PT	1.0	2	2	2	100%
Remand Custody	RC	1.0	1	1	1	100%
Show Cause	SC	3.3	1	5	3	300%
Status Offense	ST	2.5	1	4	2	200%
Traffic	T	3.0	1	5	1	100%
Truancy/Runaway (Child in Need of Supervision)	TR	3.5	3	11	2	67%
Juvenile Total			55	151	58	105.5%
Totals			84	255	109	129.8%



	Total Filings with %
Custody Visitation (CV)	24 29%
Delinquency Misdemeanor (DM)	17 20%
Show Cause (SC)	13 15%
Civil Support (VS)	8 10%
Permanency Planning (PH)	4 5%
Others	18 21%
Total	84 100%

Special Case Activities

Non-Case	NC	1.0	1
Emergency Protective Order	PE	1.0	4
Non-Case	NC	1.5	2
Emergency Protective Order	PE	1.0	2
Temporary Detention Order	TD	1.0	2


Commonwealth of Virginia
Caseload Statistics of the J&DR District Courts

Appomattox

April 2016

	Filing Type	Hearings Per Case	Filings	Hearings	Concluded	Clearance Rate
Adult						
Protective Order - Non Family Abuse	AP	0.0	1	2	0	0%
Capias	CA	2.7	1	5	3	300%
Criminal Felony	CF	3.0	2	7	4	200%
Criminal Misdemeanor	CM	2.5	11	23	11	100%
Protective Order – Family Abuse	FP	2.8	5	10	4	80%
Motion - Modify Protective Order	MP	1.0	2	2	2	100%
Show Cause	SC	3.1	4	26	16	400%
Civil Support	VS	2.3	9	27	17	189%
Adult Total			35	102	57	162.9%
Juvenile						
Abuse or Neglect	AN	3.4	0	5	5	0%
Protective Order – Non Family Abuse	AP	0.0	1	1	0	0%
Child in Need of Services	CS	2.0	0	2	1	0%
Custody Visitation	CV	2.4	34	101	49	144%
Delinquency Felony	DF	4.0	0	2	1	0%
Delinquency Misdemeanor	DM	2.3	6	10	3	50%
Foster Care Review	FC	1.0	1	1	1	100%
Paternity	PT	1.0	4	4	4	100%
Show Cause	SC	0.0	1	3	0	0%
Status Offense	ST	2.0	0	1	1	0%
Traffic	T	4.0	0	1	1	0%
Truancy/Runaway (Child in Need of Supervision)	TR	2.0	2	16	1	50%
Juvenile Total			49	147	67	136.7%
Totals			84	249	124	147.6%

New Cases



	Total Filings with %
Custody Visitation (CV)	34 40%
Criminal Misdemeanor (CM)	11 13%
Civil Support (VS)	9 11%
Delinquency Misdemeanor (DM)	6 7%
Protective Order – Family Abuse (FP)	5 6%
Others	19 23%
Total	84 100%

Special Case Activities

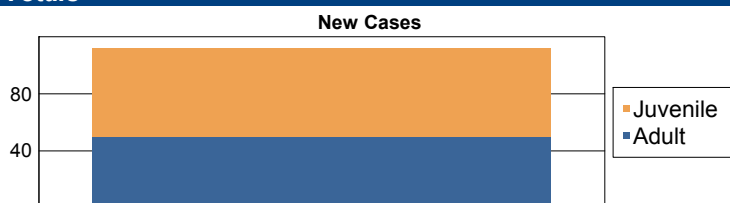
Non-Case	NC	1.0	1
Emergency Protective Order	PE	1.0	13

Commonwealth of Virginia
Caseload Statistics of the J&DR District Courts

Appomattox

March 2016

	Filing Type	Hearings Per Case	Filings	Hearings	Concluded	Clearance Rate
Adult						
Protective Order - Non Familv Abuse	AP	5.0	0	2	1	0%
Capias	CA	0.0	2	3	0	0%
Criminal Felony	CF	0.0	3	6	0	0%
Criminal Misdemeanor	CM	2.0	21	45	7	33%
Protective Order – Familv Abuse	FP	3.0	3	12	2	67%
Motion - Modifv Protective Order	MP	0.0	0	1	0	0%
Show Cause	SC	3.0	5	26	10	200%
Restricted License - Support	SL	1.5	1	2	2	200%
Civil Support	VS	1.8	15	28	18	120%
Adult Total			50	125	40	80.0%
Juvenile						
Abuse or Neglect	AN	0.0	3	9	0	0%
Protective Order – Non Familv Abuse	AP	3.5	1	3	2	200%
Child in Need of Services	CS	3.0	1	5	1	100%
Custody Visitation	CV	1.8	29	78	35	121%
Delinquency Felony	DF	0.0	0	1	0	0%
Delinquency Misdemeanor	DM	3.8	6	18	9	150%
Foster Care Review	FC	1.0	1	1	1	100%
Protective Order – Familv Abuse	FP	3.0	1	3	1	100%
Permanency Planning	PH	1.0	3	3	3	100%
Paternity	PT	2.0	1	3	2	200%
Show Cause	SC	3.0	1	4	3	300%
Status Offense	ST	3.0	4	7	3	75%
Traffic	T	2.0	4	8	3	75%
Truancy/Runaway (Child in Need of Supervision)	TR	3.3	7	23	7	100%
Juvenile Total			62	166	70	112.9%
Totals			112	291	110	98.2%



	Total Filings with %
Custody Visitation (CV)	29 26%
Criminal Misdemeanor (CM)	21 19%
Civil Support (VS)	15 13%
Truancy/Runaway (Child in Need of S	7 6%
Delinquency Misdemeanor (DM)	6 5%
Others	34 30%
Total	112 100%

Special Case Activities


Emergency Protective Order	PE	1.0	7
Non-Case	NC	1.0	4

Commonwealth of Virginia
Caseload Statistics of the J&DR District Courts
 February 2016

Appomattox

	Filing Type	Hearings Per Case	Filings	Hearings	Concluded	Clearance Rate
Adult						
Protective Order - Non Familv Abuse	AP	0.0	0	1	0	0%
Capias	CA	3.0	0	3	2	0%
Criminal Felonv	CF	3.0	0	4	4	0%
Criminal Misdemeanor	CM	2.5	5	18	6	120%
Protective Order – Familv Abuse	FP	3.0	1	5	2	200%
Motion - Modifv Protective Order	MP	0.0	1	1	0	0%
Show Cause	SC	2.8	7	36	6	86%
Restricted License - Support	SL	0.0	1	1	0	0%
Civil Support	VS	2.7	11	31	6	55%
Adult Total			26	100	26	100.0%
Juvenile						
Abuse or Neglect	AN	0.0	2	5	0	0%
Protective Order – Non Familv Abuse	AP	0.0	1	3	0	0%
Child in Need of Services	CS	3.0	0	8	3	0%
Custody Visitation	CV	2.3	29	85	38	131%
Delinquencv Felonv	DF	0.0	2	5	0	0%
Delinquencv Misdemeanor	DM	3.0	2	15	3	150%
Paternity	PT	0.0	0	1	0	0%
Show Cause	SC	0.0	2	3	0	0%
Status Offense	ST	0.0	0	2	0	0%
Traffic	T	0.0	1	3	0	0%
Truancv/Runaway (Child in Need of Supervision)	TR	3.0	6	18	4	67%
Juvenile Total			45	148	48	106.7%
Totals			71	248	74	104.2%

New Cases



	Total Filings with %
Custody Visitation (CV)	29 41%
Civil Support (VS)	11 15%
Show Cause (SC)	9 13%
Truancy/Runaway (Child in Need of S	6 8%
Criminal Misdemeanor (CM)	5 7%
Others	11 15%
Total	71 100%

Special Case Activities

Non-Case	NC	1.0	1
Emergency Protective Order	PE	1.0	7
Non-Case	NC	1.0	7

Commonwealth of Virginia
Caseload Statistics of the J&DR District Courts

Appomattox

January 2016

	Filing Type	Hearings Per Case	Filings	Hearings	Concluded	Clearance Rate
Adult						
Protective Order - Non Family Abuse	AP	0.0	1	2	0	0%
Capias	CA	2.0	2	6	2	100%
Criminal Felony	CF	0.0	0	4	0	0%
Criminal Misdemeanor	CM	2.5	12	27	8	67%
Protective Order – Family Abuse	FP	2.8	5	11	4	80%
Show Cause	SC	2.8	15	31	6	40%
Civil Support	VS	1.7	20	27	15	75%
Adult Total			55	108	35	63.6%
Juvenile						
Abuse or Neglect	AN	0.0	1	2	0	0%
Protective Order – Non Family Abuse	AP	2.0	1	3	1	100%
Child in Need of Services	CS	4.0	5	7	2	40%
Custody Visitation	CV	1.6	34	63	25	74%
Delinquency Felony	DF	4.0	2	13	6	300%
Delinquency Misdemeanor	DM	2.5	6	27	6	100%
Foster Care Review	FC	1.0	1	1	1	100%
Permanency Planning	PH	1.0	1	1	1	100%
Show Cause	SC	0.0	1	3	0	0%
Status Offense	ST	2.0	1	4	2	200%
Traffic	T	3.0	3	10	5	167%
Truancy/Runaway (Child in Need of Supervision)	TR	2.5	6	11	2	33%
Juvenile Total			62	145	51	82.3%
Totals			117	253	86	73.5%



	Total Filings with %
Custody Visitation (CV)	34 29%
Civil Support (VS)	20 17%
Show Cause (SC)	16 14%
Criminal Misdemeanor (CM)	12 10%
Delinquency Misdemeanor (DM)	6 5%
Others	29 25%
Total	117 100%

Special Case Activities

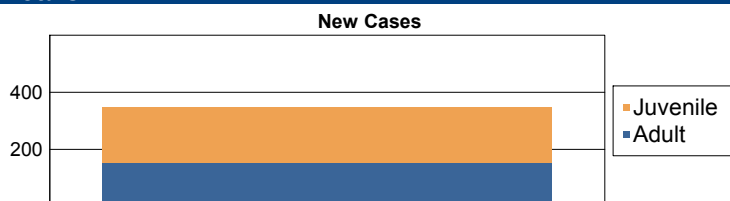
Emergency Custody Order	EC	2.0	1
Non-Case	NC	1.0	1
Emergency Protective Order	PE	1.1	10
Non-Case	NC	1.0	5

**Commonwealth of Virginia
Caseload Statistics of the J&DR District Courts**

Arlington

December 2016

	Filing Type	Hearings Per Case	Filings	Hearings	Concluded	Clearance Rate
Adult						
Capias	CA	3.1	7	43	19	271%
Criminal Felony	CF	3.4	7	29	13	186%
Criminal Misdemeanor	CM	3.5	45	143	36	80%
Protective Order – Family Abuse	FP	3.3	5	20	8	160%
Motion - Modifv Protective Order	MP	0.0	1	1	0	0%
Other	OT	0.0	1	1	0	0%
Protective Order - Violation of Protective Order Conviction	PV	1.0	1	1	1	100%
Show Cause	SC	3.1	23	64	31	135%
Restricted License - Support	SL	1.0	2	2	1	50%
Civil Support	VS	1.8	62	109	50	81%
Adult Total			154	413	159	103.2%
Juvenile						
Abuse or Nealect	AN	4.4	14	67	19	136%
Capias	CA	2.4	6	14	7	117%
Child in Need of Services	CS	2.5	1	10	2	200%
Custody Visitation	CV	1.7	85	158	93	109%
Delinquency Felony	DF	4.1	4	55	22	550%
Delinquency Misdemeanor	DM	3.0	45	152	55	122%
Foster Care Review	FC	1.0	3	3	3	100%
Initial Foster Care Review	IF	1.0	8	8	8	100%
Permanency Planning	PH	1.3	2	4	3	150%
Paternity	PT	1.9	5	13	10	200%
Show Cause	SC	2.8	4	20	10	250%
Status Offense	ST	1.0	3	3	3	100%
Traffic	T	1.7	9	14	11	122%
Termination of Parental Rights	TP	0.0	4	4	0	0%
Truancy/Runaway (Child in Need of Supervision)	TR	2.5	3	16	6	200%
Juvenile Total			196	541	252	128.6%
Totals			350	954	411	117.4%



	Total Filings with %
Custody Visitation (CV)	85 24%
Civil Support (VS)	62 18%
Criminal Misdemeanor (CM)	45 13%
Delinquency Misdemeanor (DM)	45 13%
Show Cause (SC)	27 8%
Others	86 25%
Total	350 100%

Special Case Activities


Emergency Protective Order	PE	1.0	30
Emergency Custody Order	EC	1.0	2
Temporary Detention Order	TD	1.0	2

**Commonwealth of Virginia
Caseload Statistics of the J&DR District Courts**

Arlington

November 2016

	Filing Type	Hearings Per Case	Filings	Hearings	Concluded	Clearance Rate
Adult						
Capias	CA	2.1	6	40	9	150%
Criminal Felony	CF	2.8	8	26	9	113%
Criminal Misdemeanor	CM	3.4	28	102	28	100%
Protective Order – Family Abuse	FP	2.3	7	25	12	171%
Other	OT	1.0	1	1	1	100%
Show Cause	SC	2.6	23	71	26	113%
Restricted License - Support	SL	1.0	1	1	1	100%
Civil Support	VS	2.2	35	76	33	94%
Adult Total			109	342	119	109.2%
Juvenile						
Abuse or Neglect	AN	4.1	18	53	11	61%
Protective Order – Non Family Abuse	AP	2.0	1	2	1	100%
Capias	CA	2.7	3	24	3	100%
Child in Need of Services	CS	5.0	4	9	1	25%
Custody Visitation	CV	2.0	91	171	87	96%
Delinquency Felony	DF	5.8	14	49	14	100%
Delinquency Misdemeanor	DM	2.9	40	131	27	68%
Foster Care Review	FC	1.0	6	6	5	83%
Initial Foster Care Review	IF	1.0	1	1	1	100%
Permanency Planning	PH	1.0	8	8	8	100%
Paternity	PT	2.5	3	10	4	133%
Show Cause	SC	2.0	3	7	3	100%
Status Offense	ST	1.0	16	16	15	94%
Traffic	T	1.4	9	9	5	56%
Termination of Parental Rights	TP	2.2	0	5	5	0%
Truancy/Runaway (Child in Need of Supervision)	TR	5.0	7	15	1	14%
Juvenile Total			224	516	191	85.3%
Totals			333	858	310	93.1%



	Total Filings with %
Custody Visitation (CV)	91 27%
Delinquency Misdemeanor (DM)	40 12%
Civil Support (VS)	35 11%
Criminal Misdemeanor (CM)	28 8%
Show Cause (SC)	26 8%
Others	113 34%
Total	333 100%

Special Case Activities

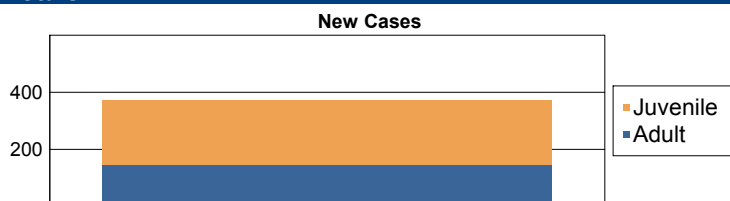
Emergency Protective Order	PE	1.0	19
----------------------------	----	-----	----

Commonwealth of Virginia
Caseload Statistics of the J&DR District Courts

Arlington

October 2016

	Filing Type	Hearings Per Case	Filings	Hearings	Concluded	Clearance Rate
Adult						
Capias	CA	2.2	19	52	20	105%
Criminal Felony	CF	2.8	10	26	4	40%
Criminal Misdemeanor	CM	3.6	29	116	36	124%
Protective Order – Family Abuse	FP	2.8	11	38	12	109%
Motion - Modifv Protective Order	MP	1.0	4	4	4	100%
Other	OT	1.0	3	3	2	67%
Show Cause	SC	2.6	25	76	47	188%
Restricted License - Support	SL	1.0	1	1	1	100%
Civil Support	VS	1.8	43	82	50	116%
Adult Total			145	398	176	121.4%
Juvenile						
Abuse or Neglect	AN	6.1	9	44	9	100%
Capias	CA	3.0	10	18	4	40%
Child in Need of Services	CS	3.2	0	9	5	0%
Custody Visitation	CV	1.8	113	202	112	99%
Delinquency Felony	DF	4.2	11	77	23	209%
Delinquency Misdemeanor	DM	3.5	38	149	49	129%
Foster Care Review	FC	1.0	4	4	4	100%
Initial Foster Care Review	IF	1.0	2	2	1	50%
Motion - Modifv Protective Order	MP	5.0	0	1	1	0%
Permanency Planning	PH	1.4	9	11	10	111%
Paternity	PT	1.0	7	7	2	29%
Show Cause	SC	2.8	3	10	4	133%
Status Offense	ST	1.4	14	16	16	114%
Traffic	T	1.9	5	6	7	140%
Termination of Parental Rights	TP	2.4	1	11	9	900%
Truancy/Runaway (Child in Need of Supervision)	TR	5.3	0	8	3	0%
Juvenile Total			226	575	259	114.6%
Totals			371	973	435	117.3%



	Total Filings with %
Custody Visitation (CV)	113 30%
Civil Support (VS)	43 12%
Delinquency Misdemeanor (DM)	38 10%
Capias (CA)	29 8%
Criminal Misdemeanor (CM)	29 8%
Others	119 32%
Total	371 100%


Special Case Activities

Non-Case	NC	1.0	2
Emergency Protective Order	PE	1.0	14
Temporary Detention Order	TD	1.0	2

Commonwealth of Virginia
Caseload Statistics of the J&DR District Courts
September 2016

Arlington

	Filing Type	Hearings Per Case	Filings	Hearings	Concluded	Clearance Rate
Adult						
Capias	CA	3.9	14	41	15	107%
Criminal Felony	CF	2.9	9	19	9	100%
Criminal Misdemeanor	CM	3.3	37	112	35	95%
Protective Order – Family Abuse	FP	2.7	20	41	15	75%
Motion - Modifv Protective Order	MP	1.5	1	2	2	200%
Remand Support	RS	1.0	1	1	1	100%
Show Cause	SC	2.3	28	78	28	100%
Restricted License - Support	SL	1.0	1	1	1	100%
Civil Support	VS	2.5	28	66	29	104%
Adult Total			139	361	135	97.1%
Juvenile						
Abuse or Neglect	AN	3.6	12	33	5	42%
Capias	CA	3.0	4	11	2	50%
Child in Need of Services	CS	4.0	1	4	1	100%
Custody Visitation	CV	1.8	90	161	75	83%
Delinquency Felony	DF	4.4	15	56	10	67%
Delinquency Misdemeanor	DM	3.0	33	108	35	106%
Foster Care Review	FC	1.1	9	10	10	111%
Initial Foster Care Review	IF	1.0	3	3	3	100%
Motion - Modifv Protective Order	MP	3.0	0	3	2	0%
Permanency Planning	PH	1.0	8	8	8	100%
Paternity	PT	2.4	0	7	5	0%
Show Cause	SC	3.0	2	7	2	100%
Status Offense	ST	1.0	8	9	8	100%
Traffic	T	1.3	6	2	8	133%
Termination of Parental Rights	TP	0.0	3	6	0	0%
Truancy/Runaway (Child in Need of Supervision)	TR	2.5	2	5	2	100%
	VA	1.0	1	1	1	100%
Juvenile Total			197	434	177	89.8%
Totals			336	795	312	92.9%



	Total Filings with %
Custody Visitation (CV)	90 27%
Criminal Misdemeanor (CM)	37 11%
Delinquency Misdemeanor (DM)	33 10%
Show Cause (SC)	30 9%
Civil Support (VS)	28 8%
Others	118 35%
Total	336 100%

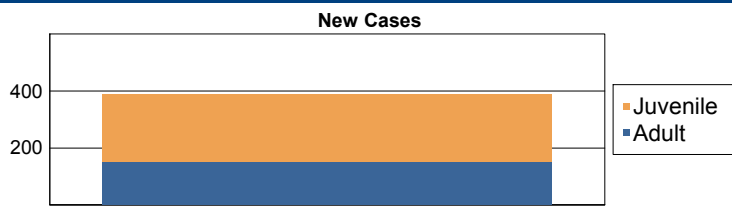
Special Case Activities
 Emergency Protective Order

PE	1.0	21
----	-----	----

Commonwealth of Virginia
Caseload Statistics of the J&DR District Courts
August 2016

Arlington

	Filing Type	Hearings Per Case	Filings	Hearings	Concluded	Clearance Rate
Adult						
Bond Forfeiture Show Cause	BF	0.0	0	1	0	0%
Capias	CA	2.8	17	40	16	94%
Criminal Felony	CF	3.5	8	27	8	100%
Criminal Misdemeanor	CM	3.3	30	114	40	133%
Protective Order – Familv Abuse	FP	2.6	15	41	19	127%
Motion - Modifv Protective Order	MP	1.0	2	2	1	50%
Remand Support	RS	1.0	1	1	1	100%
Show Cause	SC	2.3	33	81	31	94%
Civil Support	VS	1.6	45	94	47	104%
Adult Total			151	401	163	107.9%
Juvenile						
Abuse or Neglect	AN	4.6	9	25	7	78%
Capias	CA	3.3	2	6	3	150%
Child in Need of Services	CS	2.8	1	10	4	400%
Custody Visitation	CV	1.8	109	199	104	95%
Delinquency Felony	DF	4.4	21	98	17	81%
Delinquency Misdemeanor	DM	4.2	41	166	59	144%
Foster Care Review	FC	1.0	9	9	9	100%
Initial Foster Care Review	IF	1.0	4	4	4	100%
Motion - Modifv Protective Order	MP	0.0	0	3	0	0%
Permanency Planning	PH	1.7	5	9	6	120%
Paternity	PT	2.5	6	9	2	33%
Remand Custody	RC	1.0	3	3	3	100%
Show Cause	SC	2.4	3	13	7	233%
Status Offense	ST	1.0	11	13	11	100%
Traffic	T	1.5	6	10	8	133%
Termination of Parental Rights	TP	0.0	7	7	0	0%
Truancy/Runaway (Child in Need of Supervision)	TR	2.3	1	12	3	300%
Juvenile Total			238	596	247	103.8%
Totals			389	997	410	105.4%



	Total Filings with %	
Custody Visitation (CV)	109	28%
Civil Support (VS)	45	12%
Delinquency Misdemeanor (DM)	41	11%
Show Cause (SC)	36	9%
Criminal Misdemeanor (CM)	30	8%
Others	128	33%
Total	389	100%

Special Case Activities

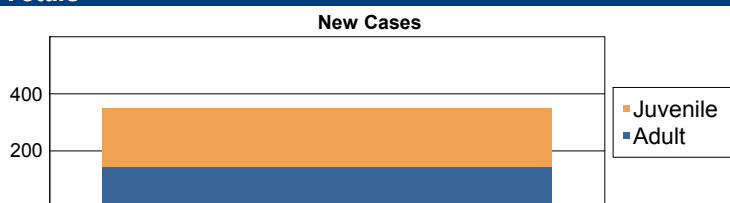
Emergency Protective Order	PE	1.0	22
----------------------------	----	-----	----

Commonwealth of Virginia
Caseload Statistics of the J&DR District Courts

Arlington

July 2016

	Filing Type	Hearings Per Case	Filings	Hearings	Concluded	Clearance Rate
Adult						
Capias	CA	2.3	13	56	23	177%
Criminal Felony	CF	3.0	5	20	7	140%
Criminal Misdemeanor	CM	3.3	35	117	29	83%
Protective Order – Family Abuse	FP	2.3	10	30	15	150%
Show Cause	SC	2.0	35	80	28	80%
Civil Support	VS	1.6	45	90	40	89%
Adult Total			143	393	142	99.3%
Juvenile						
Abuse or Neglect	AN	4.6	2	32	10	500%
Capias	CA	2.3	1	7	6	600%
Child in Need of Services	CS	5.3	3	12	3	100%
Custody Visitation	CV	1.8	64	144	84	131%
Delinquency Felony	DF	4.5	25	67	11	44%
Delinquency Misdemeanor	DM	3.5	43	216	72	167%
Emancipation	EP	1.5	1	2	2	200%
Foster Care Review	FC	1.2	11	13	11	100%
Initial Foster Care Review	IF	1.0	4	4	4	100%
Motion - Modify Protective Order	MP	1.0	1	1	1	100%
Permanency Planning	PH	1.3	11	14	11	100%
Paternity	PT	1.8	4	9	4	100%
Show Cause	SC	2.3	5	14	8	160%
Status Offense	ST	1.1	13	15	12	92%
Traffic	T	1.5	11	15	13	118%
Termination of Parental Rights	TP	1.3	4	6	3	75%
Truancy/Runaway (Child in Need of Supervision)	TR	4.3	4	14	4	100%
Juvenile Total			207	585	259	125.1%
Totals			350	978	401	114.6%



	Total Filings with %
Custody Visitation (CV)	64 18%
Civil Support (VS)	45 13%
Delinquency Misdemeanor (DM)	43 12%
Show Cause (SC)	40 11%
Criminal Misdemeanor (CM)	35 10%
Others	123 35%
Total	350 100%

Special Case Activities

Emergency Custody Order	EC	1.0	1
Non-Case	NC	1.0	1
Emergency Protective Order	PE	1.0	21


Commonwealth of Virginia
Caseload Statistics of the J&DR District Courts

Arlington

June 2016

	Filing Type	Hearings Per Case	Filings	Hearings	Concluded	Clearance Rate
Adult						
Bond Forfeiture Show Cause	BF	0.0	1	1	0	0%
Capias	CA	2.0	14	44	13	93%
Criminal Felony	CF	3.5	11	42	15	136%
Criminal Misdemeanor	CM	3.6	35	134	32	91%
Protective Order – Familv Abuse	FP	2.4	13	26	8	62%
Other	OT	1.0	1	1	1	100%
Remand Support	RS	1.0	3	3	3	100%
Show Cause	SC	2.2	31	69	25	81%
Restricted License - Support	SL	1.0	2	2	2	100%
Civil Support	VS	1.5	41	70	36	88%
Adult Total			152	392	135	88.8%
Juvenile						
Abuse or Neglect	AN	4.6	7	28	8	114%
Capias	CA	3.6	4	16	8	200%
Child in Need of Services	CS	7.5	2	8	2	100%
Custody Visitation	CV	1.5	85	137	58	68%
Delinquency Felony	DF	4.3	14	61	14	100%
Delinquency Misdemeanor	DM	3.5	75	234	82	109%
Emancipation	EP	0.0	1	1	0	0%
Foster Care Review	FC	1.6	6	10	8	133%
Initial Foster Care Review	IF	1.0	5	5	5	100%
Motion - Modifv Protective Order	MP	0.0	0	1	0	0%
Permanency Planning	PH	1.0	7	7	6	86%
Paternity	PT	2.0	3	6	2	67%
Show Cause	SC	2.7	5	21	12	240%
Status Offense	ST	1.2	12	15	13	108%
Traffic	T	1.8	12	22	16	133%
Termination of Parental Rights	TP	5.0	0	1	1	0%
Truancy/Runaway (Child in Need of Supervision)	TR	2.3	7	19	4	57%
Juvenile Total			245	592	239	97.6%
Totals			397	984	374	94.2%

New Cases



	Total Filings with %
Custody Visitation (CV)	85 21%
Delinquency Misdemeanor (DM)	75 19%
Civil Support (VS)	41 10%
Show Cause (SC)	36 9%
Criminal Misdemeanor (CM)	35 9%
Others	125 31%
Total	397 100%

Special Case Activities


Emergency Protective Order	PE	1.0	22
Non-Case	NC	1.0	1

Commonwealth of Virginia
Caseload Statistics of the J&DR District Courts
 May 2016

Arlington

	Filing Type	Hearings Per Case	Filings	Hearings	Concluded	Clearance Rate
Adult						
Capias	CA	2.9	20	42	15	75%
Criminal Felony	CF	4.8	11	33	5	45%
Criminal Misdemeanor	CM	4.0	33	100	28	85%
Protective Order – Family Abuse	FP	2.3	11	31	12	109%
Other	OT	1.0	2	2	2	100%
Remand Support	RS	1.0	1	1	1	100%
Show Cause	SC	1.8	36	61	28	78%
Restricted License - Support	SL	1.5	1	2	2	200%
Civil Support	VS	1.5	48	71	33	69%
Adult Total			163	343	126	77.3%
Juvenile						
Abuse or Neglect	AN	2.9	5	30	9	180%
Capias	CA	1.0	2	9	1	50%
Child in Need of Services	CS	0.0	4	5	0	0%
Custody Visitation	CV	1.6	76	104	53	70%
Delinquency Felony	DF	5.3	12	32	4	33%
Delinquency Misdemeanor	DM	2.5	61	178	50	82%
Entrustment Agreement	ET	1.0	1	1	1	100%
Foster Care Review	FC	1.0	4	5	3	75%
Initial Foster Care Review	IF	1.0	2	2	2	100%
Permanency Planning	PH	1.0	3	3	3	100%
Paternity	PT	1.0	6	6	2	33%
Show Cause	SC	1.8	11	17	5	45%
Status Offense	ST	1.0	16	16	14	88%
Traffic	T	1.7	7	13	9	129%
Termination of Parental Rights	TP	0.0	0	1	0	0%
Truancy/Runaway (Child in Need of Supervision)	TR	5.0	4	9	1	25%
Juvenile Total			214	431	157	73.4%
Totals			377	774	283	75.1%

New Cases



	Total Filings with %
Custody Visitation (CV)	76 20%
Delinquency Misdemeanor (DM)	61 16%
Civil Support (VS)	48 13%
Show Cause (SC)	47 12%
Criminal Misdemeanor (CM)	33 9%
Others	112 30%
Total	377 100%

Special Case Activities

Non-Case	NC	1.0	1
Emergency Protective Order	PE	1.0	22

Commonwealth of Virginia
Caseload Statistics of the J&DR District Courts

Arlington

April 2016

	Filing Type	Hearings Per Case	Filings	Hearings	Concluded	Clearance Rate
Adult						
Capias	CA	2.2	16	33	20	125%
Criminal Felonv	CF	6.0	7	31	8	114%
Criminal Misdemeanor	CM	4.2	22	94	33	150%
Protective Order – Family Abuse	FP	2.9	11	20	7	64%
Motion - Modifv Protective Order	MP	2.0	0	1	1	0%
Other	OT	1.5	1	2	2	200%
Remand Support	RS	1.0	2	2	2	100%
Show Cause	SC	2.4	17	59	26	153%
Restricted License - Support	SL	0.0	1	1	0	0%
Civil Support	VS	2.0	36	64	42	117%
Adult Total			113	307	141	124.8%
Juvenile						
Abuse or Nealect	AN	3.1	19	54	14	74%
Capias	CA	0.0	3	8	0	0%
Child in Need of Services	CS	0.0	0	3	0	0%
Custody Visitation	CV	1.5	62	100	59	95%
Delinquency Felonv	DF	5.1	5	43	17	340%
Delinquency Misdemeanor	DM	2.9	61	182	50	82%
Foster Care Review	FC	1.2	5	6	5	100%
Initial Foster Care Review	IF	1.2	9	11	9	100%
Motion - Modifv Protective Order	MP	0.0	3	3	0	0%
Permanency Planning	PH	1.0	7	8	6	86%
Paternity	PT	2.0	5	6	2	40%
Remand Custodv	RC	1.0	1	1	1	100%
Show Cause	SC	2.0	5	13	7	140%
Status Offense	ST	1.0	12	14	11	92%
Traffic	T	1.6	5	8	7	140%
Termination of Parental Rihts	TP	3.0	0	2	1	0%
Truancy/Runaway (Child in Need of Supervision)	TR	2.3	2	13	3	150%
Juvenile Total			204	475	192	94.1%
Totals			317	782	333	105.0%

New Cases



	Total Filings with %
Custody Visitation (CV)	62 20%
Delinquency Misdemeanor (DM)	61 19%
Civil Support (VS)	36 11%
Criminal Misdemeanor (CM)	22 7%
Show Cause (SC)	22 7%
Others	114 36%
Total	317 100%

Special Case Activities

Non-Case	NC	1.0	1
Emeraency Protective Order	PE	1.0	16


**Commonwealth of Virginia
Caseload Statistics of the J&DR District Courts**

Arlington

March 2016

	Filing Type	Hearings Per Case	Filings	Hearings	Concluded	Clearance Rate
Adult						
Capias	CA	3.0	29	76	33	114%
Criminal Felonv	CF	3.2	10	47	16	160%
Criminal Misdemeanor	CM	3.1	31	150	48	155%
Protective Order – Family Abuse	FP	2.6	8	34	22	275%
Motion - Modifv Protective Order	MP	1.0	2	2	2	100%
Other	OT	1.3	3	4	3	100%
Show Cause	SC	2.4	50	118	63	126%
Civil Support	VS	2.0	43	86	44	102%
Adult Total			176	517	231	131.3%
Juvenile						
Abuse or Neglect	AN	2.4	16	56	14	88%
Capias	CA	4.0	0	4	1	0%
Child in Need of Services	CS	2.3	2	8	3	150%
Custody Visitation	CV	1.5	76	105	51	67%
Delinquency Felonv	DF	4.3	3	40	10	333%
Delinquency Misdemeanor	DM	3.2	60	205	57	95%
Entrustment Agreement	ET	1.0	1	1	1	100%
Foster Care Review	FC	1.1	13	14	14	108%
Initial Foster Care Review	IF	1.0	4	4	4	100%
Permanency Planning	PH	1.2	6	8	5	83%
Paternity	PT	1.9	3	7	7	233%
Restricted Driver's License	RL	1.0	1	1	1	100%
Show Cause	SC	2.4	7	18	9	129%
Status Offense	ST	1.1	13	15	14	108%
Traffic	T	1.8	5	10	12	240%
Termination of Parental Rights	TP	0.0	2	2	0	0%
Truancy/Runaway (Child in Need of Supervision)	TR	3.0	5	14	5	100%
Juvenile Total			217	512	208	95.9%
Totals			393	1,029	439	111.7%

New Cases



	Total Filings with %
Custody Visitation (CV)	76 19%
Delinquency Misdemeanor (DM)	60 15%
Show Cause (SC)	57 15%
Civil Support (VS)	43 11%
Criminal Misdemeanor (CM)	31 8%
Others	126 32%
Total	393 100%

Special Case Activities


Non-Case	NC	1.0	1
Emergency Protective Order	PE	1.0	21
Non-Case	NC	1.0	1

Commonwealth of Virginia
Caseload Statistics of the J&DR District Courts

Arlington

February 2016

	Filing Type	Hearings Per Case	Filings	Hearings	Concluded	Clearance Rate
Adult						
Capias	CA	5.6	8	71	29	363%
Criminal Felony	CF	4.4	14	46	10	71%
Criminal Misdemeanor	CM	4.0	47	140	36	77%
Protective Order – Family Abuse	FP	2.6	18	40	13	72%
Motion - Modifv Protective Order	MP	4.0	0	1	1	0%
Other	OT	0.0	1	1	0	0%
Protective Order - Violation of Protective Order Conviction	PV	1.0	1	1	1	100%
Remand Support	RS	1.0	1	1	1	100%
Show Cause	SC	2.1	39	91	30	77%
Restricted License - Support	SL	1.0	1	1	1	100%
Civil Support	VS	2.2	38	82	41	108%
Adult Total			168	475	163	97.0%
Juvenile						
Abuse or Neglect	AN	3.4	11	34	7	64%
Capias	CA	4.0	7	19	5	71%
Child in Need of Services	CS	3.0	1	8	1	100%
Custody Visitation	CV	1.9	54	110	65	120%
Delinquency Felony	DF	3.5	5	51	15	300%
Delinquency Misdemeanor	DM	3.1	52	177	58	112%
Foster Care Review	FC	1.0	7	7	7	100%
Initial Foster Care Review	IF	1.0	5	5	5	100%
Permanency Planning	PH	2.2	2	6	5	250%
Paternity	PT	1.0	2	4	2	100%
Show Cause	SC	2.4	7	18	8	114%
Status Offense	ST	1.1	15	16	15	100%
Traffic	T	1.1	8	6	7	88%
Termination of Parental Rights	TP	1.3	2	5	3	150%
Truancy/Runaway (Child in Need of Supervision)	TR	6.6	6	15	5	83%
Juvenile Total			184	481	208	113.0%
Totals			352	956	371	105.4%



	Total Filings with %
Custody Visitation (CV)	54 15%
Delinquency Misdemeanor (DM)	52 15%
Criminal Misdemeanor (CM)	47 13%
Show Cause (SC)	46 13%
Civil Support (VS)	38 11%
Others	115 33%
Total	352 100%

Special Case Activities

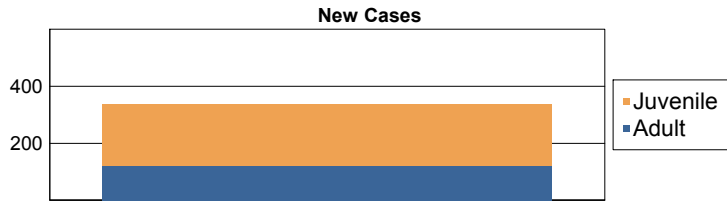
Emergency Protective Order	PE	1.0	34
Temporary Detention Order	TD	2.0	0

**Commonwealth of Virginia
Caseload Statistics of the J&DR District Courts**

Arlington

January 2016

	Filing Type	Hearings Per Case	Filings	Hearings	Concluded	Clearance Rate
Adult						
Capias	CA	2.6	15	56	16	107%
Criminal Felony	CF	4.0	6	19	2	33%
Criminal Misdemeanor	CM	3.2	26	104	19	73%
Protective Order – Family Abuse	FP	3.1	6	21	8	133%
Motion - Modifv Protective Order	MP	1.0	1	1	1	100%
Remand Support	RS	1.0	2	2	2	100%
Show Cause	SC	2.3	26	56	24	92%
Civil Support	VS	2.1	38	77	32	84%
Adult Total			120	336	104	86.7%
Juvenile						
Abuse or Neglect	AN	6.2	9	37	13	144%
Capias	CA	3.0	0	4	1	0%
Child in Need of Services	CS	7.0	0	4	1	0%
Custody Visitation	CV	2.2	63	124	78	124%
Delinquency Felony	DF	3.2	25	73	11	44%
Delinquency Misdemeanor	DM	3.0	57	151	44	77%
Foster Care Review	FC	1.0	9	9	9	100%
Initial Foster Care Review	IF	1.3	6	8	8	133%
Permanency Planning	PH	1.1	10	12	9	90%
Paternity	PT	1.0	5	6	2	40%
Remand Custody	RC	1.0	1	1	1	100%
Remand Visitation	RV	1.0	1	1	1	100%
Show Cause	SC	2.3	7	18	11	157%
Status Offense	ST	1.6	14	17	17	121%
Traffic	T	1.0	6	8	1	17%
Termination of Parental Rights	TP	3.3	3	16	7	233%
Truancy/Runaway (Child in Need of Supervision)	TR	2.0	2	6	2	100%
Juvenile Total			218	495	216	99.1%
Totals			338	831	320	94.7%



	Total Filings with %
Custody Visitation (CV)	63 19%
Delinquency Misdemeanor (DM)	57 17%
Civil Support (VS)	38 11%
Show Cause (SC)	33 10%
Criminal Misdemeanor (CM)	26 8%
Others	121 36%
Total	338 100%

Special Case Activities

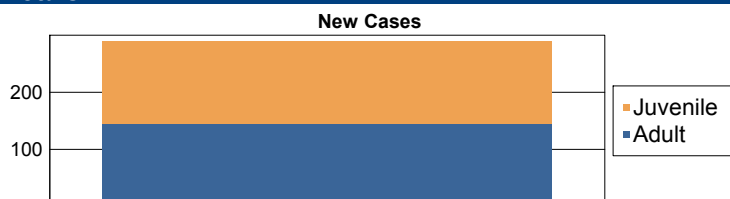
Emergency Protective Order	PE	1.0	18
Temporary Detention Order	TD	0.0	2

Commonwealth of Virginia
Caseload Statistics of the J&DR District Courts

Augusta

December 2016

	Filing Type	Hearings Per Case	Filings	Hearings	Concluded	Clearance Rate
Adult						
Capias	CA	3.2	7	27	11	157%
Criminal Felony	CF	2.5	13	24	4	31%
Criminal Misdemeanor	CM	3.2	37	108	29	78%
Protective Order – Family Abuse	FP	2.3	15	37	19	127%
Motion - Modifv Protective Order	MP	1.5	1	2	2	200%
Other	OT	4.0	0	1	1	0%
Show Cause	SC	3.4	46	128	60	130%
Restricted License - Support	SL	1.0	2	3	1	50%
Civil Support	VS	1.6	24	53	27	113%
Adult Total			145	383	154	106.2%
Juvenile						
Abuse or Neglect	AN	4.9	14	54	17	121%
Protective Order – Non Familv Abuse	AP	0.0	1	1	0	0%
Capias	CA	0.0	0	1	0	0%
Child in Need of Services	CS	7.0	1	8	1	100%
Custody Visitation	CV	2.0	69	155	47	68%
Delinquency Felony	DF	5.4	3	20	7	233%
Delinquency Misdemeanor	DM	4.2	6	45	18	300%
Foster Care Review	FC	1.0	15	16	15	100%
Initial Foster Care Review	IF	1.0	3	9	3	100%
Motion - Modifv Protective Order	MP	0.0	4	4	0	0%
Permanency Planning	PH	1.0	4	4	4	100%
Paternity	PT	0.0	4	6	0	0%
Show Cause	SC	1.3	3	12	3	100%
Traffic	T	1.7	13	22	7	54%
Termination of Parental Rights	TP	1.0	5	9	1	20%
Truancy/Runaway (Child in Need of Supervision)	TR	3.7	0	9	3	0%
Juvenile Total			145	375	126	86.9%
Totals			290	758	280	96.6%



	Total Filings with %
Custody Visitation (CV)	69 24%
Show Cause (SC)	49 17%
Criminal Misdemeanor (CM)	37 13%
Civil Support (VS)	24 8%
Foster Care Review (FC)	15 5%
Others	96 33%
Total	290 100%

Special Case Activities

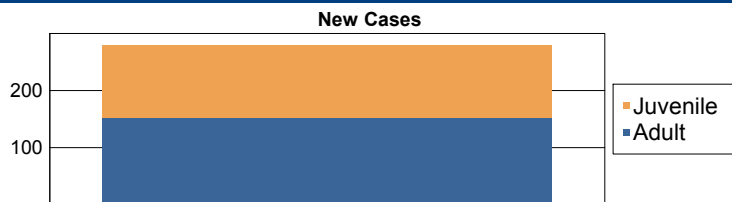
Non-Case	NC	1.0	2
Emergency Protective Order	PE	1.0	37
Emergency Custody Order	EC	1.0	2
Non-Case	NC	1.0	4
Temporary Detention Order	TD	1.0	12

Commonwealth of Virginia
Caseload Statistics of the J&DR District Courts

Augusta

November 2016

	Filing Type	Hearings Per Case	Filings	Hearings	Concluded	Clearance Rate
Adult						
Protective Order - Non Family Abuse	AP	7.0	0	1	1	0%
Capias	CA	2.6	11	25	12	109%
Criminal Felony	CF	2.9	9	23	11	122%
Criminal Misdemeanor	CM	4.0	36	108	36	100%
Protective Order – Family Abuse	FP	2.2	21	43	19	90%
Motion - Modify Protective Order	MP	1.0	5	5	5	100%
Other	OT	0.0	0	1	0	0%
Show Cause	SC	3.5	42	126	55	131%
Restricted License - Support	SL	1.0	1	1	1	100%
Civil Support	VS	1.6	27	49	37	137%
Adult Total			152	382	177	116.4%
Juvenile						
Abuse or Neglect	AN	5.9	4	54	10	250%
Capias	CA	0.0	1	1	0	0%
Child in Need of Services	CS	0.0	1	5	0	0%
Custody Visitation	CV	1.8	77	166	68	88%
Delinquency Felony	DF	5.3	5	26	4	80%
Delinquency Misdemeanor	DM	3.2	10	34	13	130%
Foster Care Review	FC	1.0	6	6	6	100%
Motion - Modify Protective Order	MP	0.0	1	1	0	0%
Permanency Planning	PH	1.0	1	1	1	100%
Paternity	PT	3.0	0	2	2	0%
Show Cause	SC	1.5	6	15	6	100%
Traffic	T	2.4	15	34	18	120%
Termination of Parental Rights	TP	3.0	0	4	2	0%
Truancy/Runaway (Child in Need of Supervision)	TR	3.4	0	15	5	0%
Juvenile Total			127	364	135	106.3%
Totals			279	746	312	111.8%



	Total Filings with %
Custody Visitation (CV)	77 28%
Show Cause (SC)	48 17%
Criminal Misdemeanor (CM)	36 13%
Civil Support (VS)	27 10%
Protective Order – Family Abuse (FP)	21 8%
Others	70 25%
Total	279 100%

Special Case Activities

Emergency Protective Order	PE	1.0	28
Non-Case	NC	1.0	1
Temporary Detention Order	TD	1.0	4

Commonwealth of Virginia
Caseload Statistics of the J&DR District Courts

Augusta

October 2016

	Filing Type	Hearings Per Case	Filings	Hearings	Concluded	Clearance Rate
Adult						
Protective Order - Non Family Abuse	AP	2.0	0	1	1	0%
Bond Forfeiture Show Cause	BF	0.0	0	1	0	0%
Capias	CA	2.2	13	30	17	131%
Criminal Felony	CF	2.4	8	26	7	88%
Criminal Misdemeanor	CM	4.2	40	108	26	65%
Protective Order – Family Abuse	FP	2.2	17	41	19	112%
Motion - Modify Protective Order	MP	1.0	1	1	1	100%
Other	OT	1.0	1	1	1	100%
Protective Order - Violation of Protective Order Conviction	PV	1.0	1	1	1	100%
Show Cause	SC	3.1	31	116	39	126%
Restricted License - Support	SL	1.0	1	1	1	100%
Civil Support	VS	1.4	37	56	36	97%
Adult Total			150	383	149	99.3%
Juvenile						
Abuse or Neglect	AN	3.4	19	58	5	26%
Child in Need of Services	CS	4.0	1	4	1	100%
Custody Visitation	CV	2.8	86	164	85	99%
Delinquency Felony	DF	3.0	4	32	5	125%
Delinquency Misdemeanor	DM	3.4	6	28	10	167%
Foster Care Review	FC	1.0	15	15	15	100%
Initial Foster Care Review	IF	1.5	4	6	4	100%
Motion - Modify Protective Order	MP	1.0	1	1	1	100%
Permanency Planning	PH	1.0	4	4	4	100%
Paternity	PT	1.3	3	4	4	133%
Show Cause	SC	2.7	3	10	3	100%
Traffic	T	2.4	11	28	11	100%
Truancy/Runaway (Child in Need of Supervision)	TR	3.7	1	25	13	1,300%
Juvenile Total			158	379	161	101.9%
Totals			308	762	310	100.6%



	Total Filings with %
Custody Visitation (CV)	86 28%
Criminal Misdemeanor (CM)	40 13%
Civil Support (VS)	37 12%
Show Cause (SC)	34 11%
Abuse or Neglect (AN)	19 6%
Others	92 30%
Total	308 100%

Special Case Activities

Emergency Protective Order	PE	1.0	35
Emergency Custody Order	EC	1.0	2
Non-Case	NC	1.0	1
Temporary Detention Order	TD	1.0	12

Commonwealth of Virginia
Caseload Statistics of the J&DR District Courts

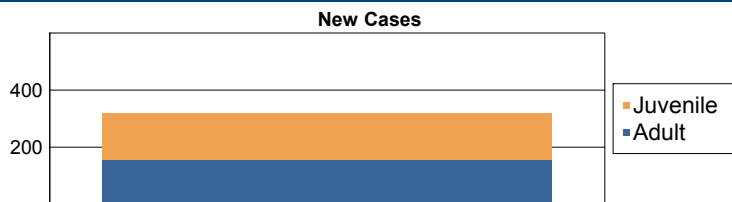
Augusta

September 2016

	Filing Type	Hearings Per Case	Filings	Hearings	Concluded	Clearance Rate
Adult						
Protective Order - Non Family Abuse	AP	4.0	1	3	1	100%
Capias	CA	2.6	13	32	22	169%
Criminal Felony	CF	1.7	17	34	11	65%
Criminal Misdemeanor	CM	2.6	36	112	22	61%
Protective Order – Family Abuse	FP	2.4	24	51	21	88%
Motion - Modify Protective Order	MP	1.0	4	4	4	100%
Other	OT	0.0	1	1	0	0%
Show Cause	SC	3.3	33	112	47	142%
Civil Support	VS	3.0	25	57	29	116%
Adult Total			154	406	157	101.9%

Juvenile						
Abuse or Neglect	AN	4.7	7	46	23	329%
Child in Need of Services	CS	0.0	1	5	0	0%
Custody Visitation	CV	2.2	98	224	105	107%
Delinquency Felony	DF	0.0	15	26	0	0%
Delinquency Misdemeanor	DM	3.1	10	37	11	110%
Foster Care Review	FC	1.0	1	1	1	100%
Initial Foster Care Review	IF	1.0	3	3	3	100%
Motion - Modify Protective Order	MP	1.0	3	3	3	100%
Permanency Planning	PH	1.0	4	4	4	100%
Show Cause	SC	3.0	4	8	1	25%
Status Offense	ST	7.0	0	1	1	0%
Traffic	T	2.0	14	27	10	71%
Truancy/Runaway (Child in Need of Supervision)	TR	2.2	4	26	9	225%
Juvenile Total			164	411	171	104.3%

Totals			318	817	328	103.1%
---------------	--	--	------------	------------	------------	---------------



	Total Filings with %
Custody Visitation (CV)	98 31%
Show Cause (SC)	37 12%
Criminal Misdemeanor (CM)	36 11%
Civil Support (VS)	25 8%
Protective Order – Family Abuse (FP)	24 8%
Others	98 31%
Total	318 100%

Special Case Activities

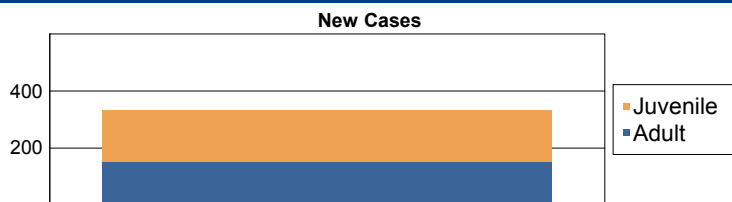
Emergency Protective Order	PE	1.0	46
Non-Case	NC	2.3	1
Temporary Detention Order	TD	1.0	4

**Commonwealth of Virginia
Caseload Statistics of the J&DR District Courts**

Augusta

August 2016

	Filing Type	Hearings Per Case	Filings	Hearings	Concluded	Clearance Rate
Adult						
Protective Order - Non Family Abuse	AP	0.0	0	1	0	0%
Bond Forfeiture Show Cause	BF	0.0	0	1	0	0%
Capias	CA	2.8	10	48	13	130%
Criminal Felony	CF	2.2	20	43	16	80%
Criminal Misdemeanor	CM	3.8	34	128	31	91%
Protective Order – Family Abuse	FP	2.6	17	38	16	94%
Motion - Modify Protective Order	MP	2.3	3	7	6	200%
Other	OT	0.0	0	1	0	0%
Remand Support	RS	1.0	1	1	1	100%
Show Cause	SC	3.2	27	195	65	241%
Restricted License - Support	SL	1.0	3	3	3	100%
Civil Support	VS	1.6	35	73	37	106%
Adult Total			150	539	188	125.3%
Juvenile						
Abuse or Neglect	AN	4.7	11	89	21	191%
Protective Order – Non Family Abuse	AP	2.0	1	2	1	100%
Child in Need of Services	CS	5.0	1	6	3	300%
Custody Visitation	CV	1.8	108	237	105	97%
Delinquency Felony	DF	4.7	1	9	3	300%
Delinquency Misdemeanor	DM	3.9	12	56	15	125%
Foster Care Review	FC	1.0	4	4	4	100%
Initial Foster Care Review	IF	1.0	7	7	7	100%
Paternity	PT	2.5	3	5	2	67%
Show Cause	SC	1.8	6	15	6	100%
Status Offense	ST	2.0	1	4	2	200%
Traffic	T	2.0	21	49	23	110%
Termination of Parental Rights	TP	0.0	2	2	0	0%
Truancy/Runaway (Child in Need of Supervision)	TR	6.0	3	20	7	233%
Juvenile Total			181	505	199	109.9%
Totals			331	1,044	387	116.9%



	Total Filings with %
Custody Visitation (CV)	108 33%
Civil Support (VS)	35 11%
Criminal Misdemeanor (CM)	34 10%
Show Cause (SC)	33 10%
Traffic (T)	21 6%
Others	100 30%
Total	331 100%

Special Case Activities

Non-Case	NC	1.0	1
Emergency Protective Order	PE	1.0	34
Non-Case	NC	1.0	4
Temporary Detention Order	TD	1.0	4

Commonwealth of Virginia
Caseload Statistics of the J&DR District Courts

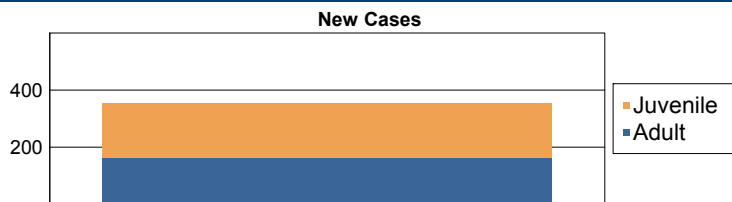
Augusta

July 2016

	Filing Type	Hearings Per Case	Filings	Hearings	Concluded	Clearance Rate
Adult						
Protective Order - Non Familv Abuse	AP	0.0	0	1	0	0%
Capias	CA	3.0	11	36	14	127%
Criminal Felonv	CF	3.2	12	18	5	42%
Criminal Misdemeanor	CM	3.2	32	106	29	91%
Protective Order – Familv Abuse	FP	2.5	10	24	13	130%
Motion - Modifv Protective Order	MP	2.0	0	2	2	0%
Show Cause	SC	2.8	53	154	43	81%
Restricted License - Support	SL	1.0	1	1	1	100%
Civil Support	VS	1.5	42	69	43	102%
Adult Total			161	411	150	93.2%

Juvenile						
Abuse or Neglect	AN	4.8	25	84	15	60%
Child in Need of Services	CS	0.0	1	8	0	0%
Custodv Visitation	CV	1.8	115	236	119	103%
Delinquency Felonv	DF	5.0	0	6	2	0%
Delinquency Misdemeanor	DM	4.8	13	37	12	92%
Foster Care Review	FC	1.0	6	6	6	100%
Motion - Modifv Protective Order	MP	1.5	1	2	2	200%
Permanency Planning	PH	1.0	1	1	1	100%
Paternity	PT	2.0	1	5	1	100%
Show Cause	SC	2.0	2	10	2	100%
Traffic	T	2.9	12	31	14	117%
Termination of Parental Rights	TP	1.3	6	8	4	67%
Truancy/Runaway (Child in Need of Supervision)	TR	4.3	9	23	3	33%
Juvenile Total			192	457	181	94.3%

Totals			353	868	331	93.8%
---------------	--	--	------------	------------	------------	--------------



	Total Filings with %
Custody Visitation (CV)	115 33%
Show Cause (SC)	55 16%
Civil Support (VS)	42 12%
Criminal Misdemeanor (CM)	32 9%
Abuse or Neglect (AN)	25 7%
Others	84 24%
Total	353 100%

Special Case Activities

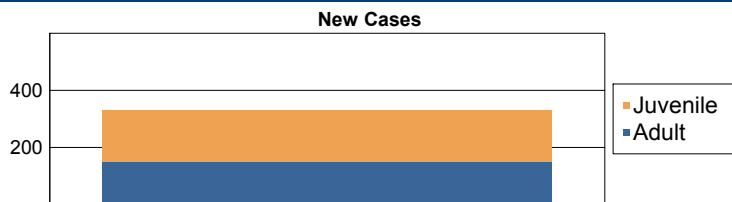
Emergency Protective Order	PE	1.0	31
Emergency Custodv Order	EC	1.0	2
Non-Case	NC	1.0	4
Temporary Detention Order	TD	1.0	4

Commonwealth of Virginia
Caseload Statistics of the J&DR District Courts

Augusta

June 2016

	Filing Type	Hearings Per Case	Filings	Hearings	Concluded	Clearance Rate
Adult						
Protective Order - Non Family Abuse	AP	2.5	1	3	2	200%
Capias	CA	2.9	12	41	19	158%
Criminal Felony	CF	2.4	2	16	13	650%
Criminal Misdemeanor	CM	2.7	31	100	34	110%
Protective Order – Family Abuse	FP	2.5	11	38	21	191%
Motion - Modify Protective Order	MP	1.0	7	8	5	71%
Show Cause	SC	2.9	54	181	64	119%
Restricted License - Support	SL	1.0	1	1	1	100%
Civil Support	VS	1.5	32	58	25	78%
Adult Total			151	446	184	121.9%
Juvenile						
Abuse or Neglect	AN	4.6	11	51	22	200%
Child in Need of Services	CS	2.0	1	8	1	100%
Custody Visitation	CV	2.0	125	238	138	110%
Delinquency Felony	DF	3.0	1	29	1	100%
Delinquency Misdemeanor	DM	4.4	8	52	16	200%
Foster Care Review	FC	1.0	1	1	1	100%
Initial Foster Care Review	IF	1.0	8	8	8	100%
Motion - Modify Protective Order	MP	1.8	2	6	5	250%
Paternity	PT	4.0	1	2	1	100%
Show Cause	SC	2.2	5	15	6	120%
Traffic	T	2.1	11	31	16	145%
Truancy/Runaway (Child in Need of Supervision)	TR	3.6	7	27	9	129%
Juvenile Total			181	468	224	123.8%
Totals			332	914	408	122.9%



	Total Filings with %
Custody Visitation (CV)	125 38%
Show Cause (SC)	59 18%
Civil Support (VS)	32 10%
Criminal Misdemeanor (CM)	31 9%
Capias (CA)	12 4%
Others	73 22%
Total	332 100%

Special Case Activities

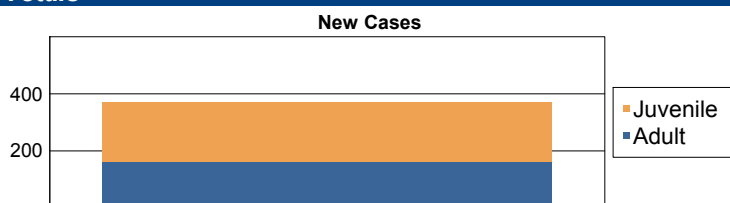
Emergency Protective Order	PE	1.0	27
Emergency Custody Order	EC	1.0	2
Non-Case	NC	1.0	6
Temporary Detention Order	TD	1.0	8

Commonwealth of Virginia
Caseload Statistics of the J&DR District Courts

Augusta

May 2016

	Filing Type	Hearings Per Case	Filings	Hearings	Concluded	Clearance Rate
Adult						
Protective Order - Non Familv Abuse	AP	0.0	1	3	0	0%
Bond Forfeiture Show Cause	BF	2.0	0	2	2	0%
Capias	CA	3.3	8	36	9	113%
Criminal Felonv	CF	2.8	8	32	13	163%
Criminal Misdemeanor	CM	4.1	33	104	24	73%
Protective Order – Family Abuse	FP	2.3	20	46	18	90%
Motion - Modifv Protective Order	MP	1.3	3	6	3	100%
Show Cause	SC	3.0	36	141	52	144%
Restricted License - Support	SL	1.0	1	1	1	100%
Civil Support	VS	1.6	51	76	51	100%
Adult Total			161	447	173	107.5%
Juvenile						
Abuse or Nealect	AN	5.4	12	66	9	75%
Protective Order – Non Familv Abuse	AP	3.0	1	3	1	100%
Child in Need of Services	CS	0.0	1	4	0	0%
Custody Visitation	CV	1.6	133	227	154	116%
Delinquencv Felonv	DF	4.0	1	23	15	1,500%
Delinquencv Misdemeanor	DM	3.5	24	49	11	46%
Foster Care Review	FC	1.0	6	6	6	100%
Motion - Modifv Protective Order	MP	0.0	4	4	0	0%
Paternitv	PT	3.3	0	3	3	0%
Show Cause	SC	5.0	5	12	3	60%
Status Offense	ST	1.0	2	2	2	100%
Traffic	T	2.3	13	25	12	92%
Truancv/Runawav (Child in Need of Supervision)	TR	3.3	6	20	3	50%
Juvenile Total			208	444	219	105.3%
Totals			369	891	392	106.2%



	Total Filings with %
Custody Visitation (CV)	133 36%
Civil Support (VS)	51 14%
Show Cause (SC)	41 11%
Criminal Misdemeanor (CM)	33 9%
Delinquency Misdemeanor (DM)	24 7%
Others	87 24%
Total	369 100%

Special Case Activities

Emeraencv Protective Order	PE	1.0	26
Emeraencv Custodv Order	EC	1.0	4
Non-Case	NC	1.0	2
Temporary Detention Order	TD	1.0	14

Commonwealth of Virginia
Caseload Statistics of the J&DR District Courts

Augusta

April 2016

	Filing Type	Hearings Per Case	Filings	Hearings	Concluded	Clearance Rate
Adult						
Protective Order - Non Family Abuse	AP	0.0	1	1	0	0%
Capias	CA	2.8	19	58	12	63%
Criminal Felony	CF	2.5	9	25	11	122%
Criminal Misdemeanor	CM	3.1	36	108	30	83%
Protective Order – Family Abuse	FP	2.2	15	33	11	73%
Motion - Modify Protective Order	MP	5.5	1	5	2	200%
Other	OT	1.0	4	4	4	100%
Remand Support	RS	1.0	1	1	1	100%
Show Cause	SC	2.3	51	172	41	80%
Restricted License - Support	SL	1.5	1	2	2	200%
Civil Support	VS	1.7	32	69	36	113%
Adult Total			170	478	150	88.2%

Juvenile						
Abuse or Neglect	AN	5.7	14	41	3	21%
Protective Order – Non Family Abuse	AP	2.0	2	4	2	100%
Child in Need of Services	CS	2.7	2	8	3	150%
Custody Visitation	CV	2.0	106	238	120	113%
Delinquency Felony	DF	0.0	3	30	0	0%
Delinquency Misdemeanor	DM	3.6	8	37	7	88%
Foster Care Review	FC	1.0	4	4	4	100%
Initial Foster Care Review	IF	1.0	1	1	1	100%
Permanency Planning	PH	1.0	3	3	3	100%
Paternity	PT	2.0	3	5	2	67%
Remand Custody	RC	1.0	2	2	2	100%
Remand Visitation	RV	1.0	2	2	2	100%
Show Cause	SC	2.5	6	10	2	33%
Status Offense	ST	2.5	2	6	2	100%
Traffic	T	1.8	16	32	13	81%
Termination of Parental Rights	TP	1.0	5	5	2	40%
Truancy/Runaway (Child in Need of Supervision)	TR	2.3	9	21	4	44%
Juvenile Total			188	449	172	91.5%

Totals			358	927	322	89.9%
---------------	--	--	------------	------------	------------	--------------

New Cases



	Total Filings with %
Custody Visitation (CV)	106 30%
Show Cause (SC)	57 16%
Criminal Misdemeanor (CM)	36 10%
Civil Support (VS)	32 9%
Capias (CA)	19 5%
Others	108 30%
Total	358 100%

Special Case Activities

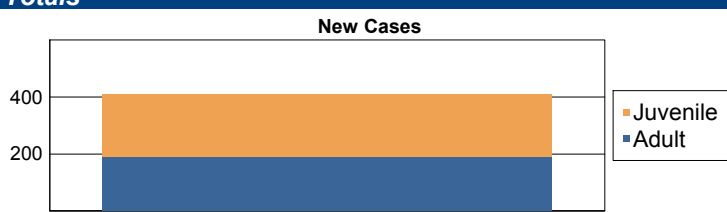
Emergency Protective Order	PE	1.0	31
Non-Case	NC	1.0	7
Temporary Detention Order	TD	1.0	2

**Commonwealth of Virginia
Caseload Statistics of the J&DR District Courts**

Augusta

March 2016

	Filing Type	Hearings Per Case	Filings	Hearings	Concluded	Clearance Rate
Adult						
Bond Forfeiture Show Cause	BF	2.0	0	1	1	0%
Capias	CA	2.7	15	40	6	40%
Criminal Felony	CF	2.8	16	59	39	244%
Criminal Misdemeanor	CM	2.5	31	101	42	135%
Protective Order – Family Abuse	FP	2.3	21	51	23	110%
Motion - Modify Protective Order	MP	1.5	3	6	2	67%
Other	OT	1.0	1	1	1	100%
Remand Support	RS	1.0	1	1	1	100%
Show Cause	SC	2.6	58	181	46	79%
Restricted License - Support	SL	0.0	1	1	0	0%
Civil Support	VS	2.4	43	83	46	107%
Adult Total			190	525	207	108.9%
Juvenile						
Abuse or Neglect	AN	5.3	12	50	3	25%
Protective Order – Non Family Abuse	AP	2.0	0	1	1	0%
Child in Need of Services	CS	3.0	3	7	1	33%
Custody Visitation	CV	2.6	130	271	146	112%
Delinquency Felony	DF	8.0	10	44	11	110%
Delinquency Misdemeanor	DM	3.4	20	67	33	165%
Foster Care Review	FC	1.0	9	9	9	100%
Juvenile Support	JS	1.0	1	1	1	100%
Permanency Planning	PH	1.0	5	5	5	100%
Paternity	PT	2.0	1	5	2	200%
Remand Custody	RC	1.0	2	2	2	100%
Remand Visitation	RV	1.0	2	2	2	100%
Show Cause	SC	5.8	2	8	5	250%
Traffic	T	2.4	11	23	9	82%
Truancy/Runaway (Child in Need of Supervision)	TR	3.5	10	12	2	20%
Juvenile Total			218	507	232	106.4%
Totals			408	1,032	439	107.6%



	Total Filings with %
Custody Visitation (CV)	130 32%
Show Cause (SC)	60 15%
Civil Support (VS)	43 11%
Criminal Misdemeanor (CM)	31 8%
Protective Order – Family Abuse (FP)	21 5%
Others	123 30%
Total	408 100%

Special Case Activities

Non-Case	NC	1.5	1
Emergency Protective Order	PE	1.0	25
Non-Case	NC	1.0	8
Temporary Detention Order	TD	1.0	2

Commonwealth of Virginia
Caseload Statistics of the J&DR District Courts

Augusta

February 2016

	Filing Type	Hearings Per Case	Filings	Hearings	Concluded	Clearance Rate
Adult						
Protective Order - Non Family Abuse	AP	0.0	0	1	0	0%
Bond Forfeiture Show Cause	BF	2.5	2	4	2	100%
Capias	CA	3.5	15	39	19	127%
Criminal Felony	CF	2.8	7	44	8	114%
Criminal Misdemeanor	CM	3.4	40	92	24	60%
Protective Order – Family Abuse	FP	2.1	20	39	15	75%
Motion - Modify Protective Order	MP	0.0	2	2	0	0%
Other	OT	1.0	3	3	3	100%
Protective Order – Stalking/Acts of Violence	PC	1.0	1	1	1	100%
Remand Support	RS	1.0	9	9	9	100%
Show Cause	SC	2.6	54	142	49	91%
Civil Support	VS	1.3	46	52	43	93%
Adult Total			199	428	173	86.9%
Juvenile						
Abuse or Neglect	AN	6.3	2	15	9	450%
Protective Order – Non Family Abuse	AP	0.0	1	1	0	0%
Child in Need of Services	CS	2.5	4	6	4	100%
Custody Visitation	CV	1.7	106	169	113	107%
Delinquency Felony	DF	6.3	12	53	6	50%
Delinquency Misdemeanor	DM	2.6	14	44	13	93%
Foster Care Review	FC	1.0	10	10	10	100%
Motion - Modify Protective Order	MP	1.0	2	2	2	100%
Permanency Planning	PH	1.1	7	8	7	100%
Paternity	PT	1.5	2	3	2	100%
Remand Custody	RC	1.0	14	14	14	100%
Remand Visitation	RV	1.0	14	14	14	100%
Show Cause	SC	5.5	6	11	2	33%
Status Offense	ST	14.0	1	3	1	100%
Traffic	T	2.4	21	49	22	105%
Truancy/Runaway (Child in Need of Supervision)	TR	3.8	15	28	11	73%
Juvenile Total			231	430	230	99.6%
Totals			430	858	403	93.7%

New Cases



	Total Filings with %
Custody Visitation (CV)	106 25%
Show Cause (SC)	60 14%
Civil Support (VS)	46 11%
Criminal Misdemeanor (CM)	40 9%
Traffic (T)	21 5%
Others	157 37%
Total	430 100%

Special Case Activities

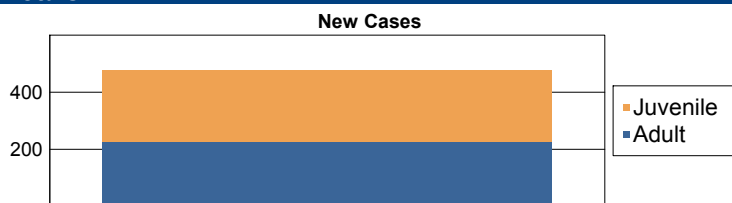
Emergency Protective Order	PE	1.0	25
Non-Case	NC	1.0	10
Temporary Detention Order	TD	1.0	6

Commonwealth of Virginia
Caseload Statistics of the J&DR District Courts

Augusta

January 2016

	Filing Type	Hearings Per Case	Filings	Hearings	Concluded	Clearance Rate
Adult						
Bond Forfeiture Show Cause	BF	4.0	2	4	1	50%
Capias	CA	3.3	13	27	3	23%
Criminal Felony	CF	3.6	16	41	17	106%
Criminal Misdemeanor	CM	4.0	32	107	41	128%
Protective Order – Familv Abuse	FP	2.3	10	28	11	110%
Motion - Modifv Protective Order	MP	1.0	3	3	2	67%
Other	OT	1.5	1	2	2	200%
Protective Order – Stalking/Acts of Violence	PC	1.0	1	1	1	100%
Remand Support	RS	1.0	15	15	15	100%
Show Cause	SC	2.8	90	181	47	52%
Restricted License - Support	SL	1.0	3	3	3	100%
Civil Support	VS	1.3	40	59	36	90%
Adult Total			226	471	179	79.2%
Juvenile						
Abuse or Neglect	AN	4.9	2	28	11	550%
Child in Need of Services	CS	1.0	2	5	1	50%
Custody Visitation	CV	1.5	150	255	134	89%
Delinquency Felony	DF	5.9	2	33	7	350%
Delinquency Misdemeanor	DM	2.8	20	54	19	95%
Foster Care Review	FC	1.0	9	9	9	100%
Initial Foster Care Review	IF	1.0	5	5	5	100%
Motion - Modifv Protective Order	MP	3.0	0	2	1	0%
Permanency Planning	PH	1.7	1	3	3	300%
Paternity	PT	0.0	1	3	0	0%
Remand Custody	RC	1.0	21	21	21	100%
Remand Visitation	RV	1.0	19	19	19	100%
Show Cause	SC	0.0	2	3	0	0%
Status Offense	ST	3.5	0	5	2	0%
Traffic	T	2.3	13	27	12	92%
Termination of Parental Rihts	TP	2.0	0	4	4	0%
Truancy/Runaway (Child in Need of Supervision)	TR	2.8	4	13	4	100%
Juvenile Total			251	489	252	100.4%
Totals			477	960	431	90.4%



	Total Filings with %	
Custody Visitation (CV)	150	31%
Show Cause (SC)	92	19%
Civil Support (VS)	40	8%
Criminal Misdemeanor (CM)	32	7%
Remand Custody (RC)	21	4%
Others	142	30%
Total	477	100%

Special Case Activities

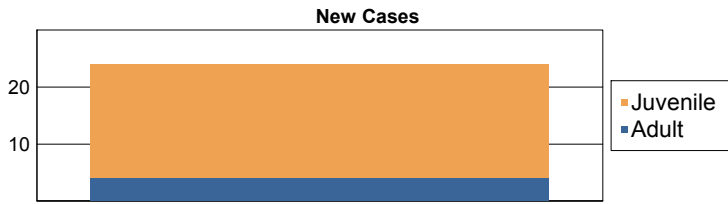
Non-Case	NC	1.0	2
Emergency Protective Order	PE	1.0	27
Emergency Custody Order	EC	1.0	2
Non-Case	NC	1.0	5

Commonwealth of Virginia
Caseload Statistics of the J&DR District Courts

Bath

December 2016

	Filing Type	Hearings Per Case	Filings	Hearings	Concluded	Clearance Rate
Adult						
Criminal Misdemeanor	CM	0.0	3	4	0	0%
Civil Support	VS	0.0	1	1	0	0%
Adult Total			4	5	0	0.0%
Juvenile						
Custody Visitation	CV	1.8	11	17	12	109%
Delinquency Misdemeanor	DM	1.0	3	3	3	100%
Paternity	PT	0.0	1	1	0	0%
Remand Custody	RC	1.0	1	1	1	100%
Traffic	T	1.6	4	7	9	225%
Juvenile Total			20	29	25	125.0%
Totals			24	34	25	104.2%



	Total Filings with %	
Custody Visitation (CV)	11	46%
Traffic (T)	4	17%
Criminal Misdemeanor (CM)	3	13%
Delinquency Misdemeanor (DM)	3	13%
Civil Support (VS)	1	4%
Others	2	8%
Total	24	100%

Special Case Activities


Emergency Protective Order	PE	1.0	1
----------------------------	----	-----	---

Commonwealth of Virginia
Caseload Statistics of the J&DR District Courts

Bath

November 2016

	Filing Type	Hearings Per Case	Filings	Hearings	Concluded	Clearance Rate
Adult						
Capias	CA	8.0	0	1	1	0%
Criminal Felony	CF	0.0	3	3	0	0%
Criminal Misdemeanor	CM	3.2	3	9	6	200%
Protective Order – Family Abuse	FP	1.0	1	1	1	100%
Show Cause	SC	3.3	2	6	4	200%
Civil Support	VS	4.0	0	4	1	0%
Adult Total			9	24	13	144.4%
Juvenile						
Abuse or Neglect	AN	3.0	0	2	2	0%
Custody Visitation	CV	1.0	6	9	2	33%
Remand Custody	RC	1.0	2	2	2	100%
Traffic	T	2.0	0	3	3	0%
Juvenile Total			8	16	9	112.5%
Totals			17	40	22	129.4%

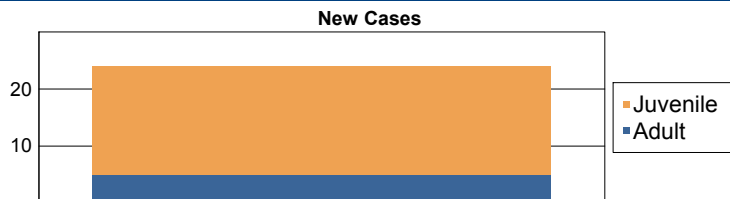


	Total Filings with %	
Custody Visitation (CV)	6	35%
Criminal Felony (CF)	3	18%
Criminal Misdemeanor (CM)	3	18%
Remand Custody (RC)	2	12%
Show Cause (SC)	2	12%
Others	1	6%
Total	17	100%

Special Case Activities

Emergency Protective Order	PE	1.0	2
----------------------------	----	-----	---

	Filing Type	Hearings Per Case	Filings	Hearings	Concluded	Clearance Rate
Adult						
Criminal Felony	CF	3.0	0	1	1	0%
Criminal Misdemeanor	CM	5.0	1	10	1	100%
Protective Order – Family Abuse	FP	1.0	1	1	1	100%
Show Cause	SC	0.0	3	3	0	0%
Civil Support	VS	0.0	0	2	0	0%
Adult Total			5	17	3	60.0%
Juvenile						
Abuse or Neglect	AN	2.0	4	8	2	50%
Child in Need of Services	CS	1.0	2	3	2	100%
Custody Visitation	CV	1.3	11	13	8	73%
Delinquency Misdemeanor	DM	5.0	0	4	2	0%
Status Offense	ST	4.0	0	1	1	0%
Traffic	T	3.0	2	3	1	50%
Juvenile Total			19	32	16	84.2%
Totals			24	49	19	79.2%



	Total Filings with %	
Custody Visitation (CV)	11	46%
Abuse or Neglect (AN)	4	17%
Show Cause (SC)	3	13%
Child in Need of Services (CS)	2	8%
Traffic (T)	2	8%
Others	2	8%
Total	24	100%

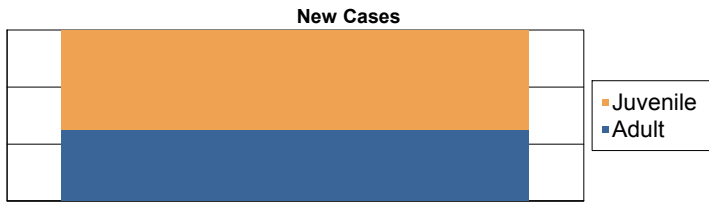
Special Case Activities

Emergency Protective Order	PE	1.0	3
----------------------------	----	-----	---

Commonwealth of Virginia
Caseload Statistics of the J&DR District Courts
September 2016

Bath

	Filing Type	Hearings Per Case	Filings	Hearings	Concluded	Clearance Rate
Adult						
Criminal Misdemeanor	CM	0.0	3	4	0	0%
Protective Order – Familv Abuse	FP	1.5	1	2	2	200%
Show Cause	SC	4.0	1	3	1	100%
Civil Support	VS	0.0	0	1	0	0%
Adult Total			5	10	3	60.0%
Juvenile						
Custody Visitation	CV	1.0	3	9	1	33%
Status Offense	ST	0.0	0	1	0	0%
Traffic	T	1.5	4	3	4	100%
Juvenile Total			7	13	5	71.4%
Totals			12	23	8	66.7%



	Total Filings with %	
Traffic (T)	4	33%
Criminal Misdemeanor (CM)	3	25%
Custody Visitation (CV)	3	25%
Protective Order – Family Abuse (FP)	1	8%
Show Cause (SC)	1	8%
Others	0	0%
Total	12	100%

Special Case Activities

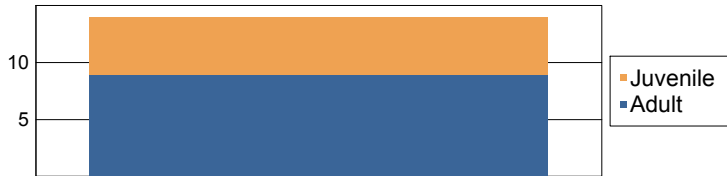
Emergency Protective Order	PE	1.0	1
----------------------------	----	-----	---

Commonwealth of Virginia
Caseload Statistics of the J&DR District Courts
August 2016

Bath

	Filing Type	Hearings Per Case	Filings	Hearings	Concluded	Clearance Rate
Adult						
Capias	CA	0.0	0	1	0	0%
Criminal Felony	CF	0.0	1	2	0	0%
Criminal Misdemeanor	CM	3.0	0	3	1	0%
Protective Order – Family Abuse	FP	0.0	1	1	0	0%
Show Cause	SC	2.3	2	8	7	350%
Civil Support	VS	2.0	5	7	3	60%
Adult Total			9	22	11	122.2%
Juvenile						
Custody Visitation	CV	3.0	1	6	3	300%
Delinquency Misdemeanor	DM	1.0	1	1	1	100%
Traffic	T	1.0	3	4	1	33%
Juvenile Total			5	11	5	100.0%
Totals			14	33	16	114.3%

New Cases



	Total Filings with %	
Civil Support (VS)	5	36%
Traffic (T)	3	21%
Show Cause (SC)	2	14%
Criminal Felony (CF)	1	7%
Custody Visitation (CV)	1	7%
Others	2	14%
Total	14	100%

Special Case Activities

Emergency Protective Order	PE	1.0	1
----------------------------	----	-----	---

Commonwealth of Virginia
Caseload Statistics of the J&DR District Courts

Bath

July 2016

	Filing Type	Hearings Per Case	Filings	Hearings	Concluded	Clearance Rate
Adult						
Criminal Felony	CF	4.0	0	1	1	0%
Criminal Misdemeanor	CM	0.0	0	2	0	0%
Show Cause	SC	0.0	0	1	0	0%
Adult Total			0	4	1	0.0%
Juvenile						
Child in Need of Services	CS	0.0	0	1	0	0%
Custody Visitation	CV	1.5	3	4	4	133%
Status Offense	ST	0.0	0	1	0	0%
Traffic	T	3.0	0	1	1	0%
Juvenile Total			3	7	5	166.7%
Totals			3	11	6	200.0%



	Total Filings with %	
Custody Visitation (CV)	3	100%
Child in Need of Services (CS)	0	0%
Criminal Felony (CF)	0	0%
Criminal Misdemeanor (CM)	0	0%
Show Cause (SC)	0	0%
Others	0	0%
Total	3	100%

Special Case Activities

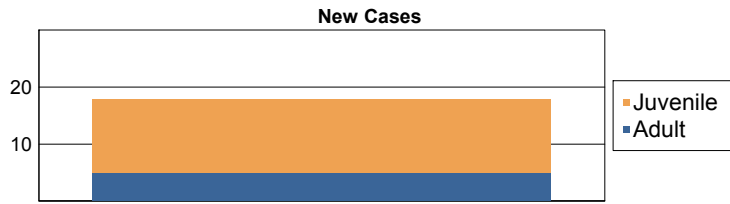
Emergency Protective Order	PE	1.0	2
----------------------------	----	-----	---

Commonwealth of Virginia
Caseload Statistics of the J&DR District Courts

Bath

June 2016

	Filing Type	Hearings Per Case	Filings	Hearings	Concluded	Clearance Rate
Adult						
Criminal Misdemeanor	CM	2.0	2	5	1	50%
Show Cause	SC	1.0	2	2	1	50%
Civil Support	VS	2.0	1	2	1	100%
Adult Total			5	9	3	60.0%
Juvenile						
Child in Need of Services	CS	0.0	1	1	0	0%
Custody Visitation	CV	1.3	9	12	6	67%
Delinquency Misdemeanor	DM	3.3	1	10	9	900%
Traffic	T	1.5	2	5	4	200%
Juvenile Total			13	28	19	146.2%
Totals			18	37	22	122.2%



	Total Filings with %	
Custody Visitation (CV)	9	50%
Criminal Misdemeanor (CM)	2	11%
Show Cause (SC)	2	11%
Traffic (T)	2	11%
Child in Need of Services (CS)	1	6%
Others	2	11%
Total	18	100%

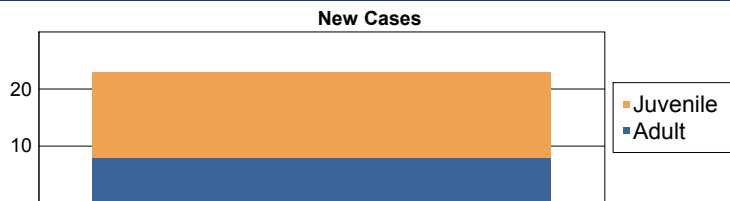
Special Case Activities

Emergency Protective Order	PE	1.0	1
----------------------------	----	-----	---

Commonwealth of Virginia
Caseload Statistics of the J&DR District Courts
 May 2016

Bath

	Filing Type	Hearings Per Case	Filings	Hearings	Concluded	Clearance Rate
Adult						
Capias	CA	3.0	0	2	1	0%
Criminal Felony	CF	4.0	0	1	1	0%
Criminal Misdemeanor	CM	3.0	1	5	3	300%
Protective Order – Family Abuse	FP	1.0	3	3	3	100%
Show Cause	SC	5.0	3	6	1	33%
Civil Support	VS	1.5	1	3	2	200%
Adult Total			8	20	11	137.5%
Juvenile						
Custody Visitation	CV	0.0	1	1	0	0%
Delinquency Misdemeanor	DM	1.0	3	2	3	100%
Foster Care Review	FC	1.3	2	3	3	150%
Status Offense	ST	0.0	1	1	0	0%
Traffic	T	1.0	8	8	1	13%
Juvenile Total			15	15	7	46.7%
Totals			23	35	18	78.3%



	Total Filings with %
Traffic (T)	8 35%
Delinquency Misdemeanor (DM)	3 13%
Protective Order – Family Abuse (FP)	3 13%
Show Cause (SC)	3 13%
Foster Care Review (FC)	2 9%
Others	4 17%
Total	23 100%

Special Case Activities

Emergency Protective Order	PE	1.0	3
----------------------------	----	-----	---

Commonwealth of Virginia
Caseload Statistics of the J&DR District Courts

Bath

April 2016

	Filing Type	Hearings Per Case	Filings	Hearings	Concluded	Clearance Rate
Adult						
Criminal Felony	CF	4.0	0	2	1	0%
Criminal Misdemeanor	CM	4.0	2	11	3	150%
Protective Order – Family Abuse	FP	1.0	2	2	2	100%
Show Cause	SC	2.0	1	5	4	400%
Civil Support	VS	1.0	2	3	2	100%
Adult Total			7	23	12	171.4%
Juvenile						
Custody Visitation	CV	1.4	8	13	7	88%
Delinquency Misdemeanor	DM	0.0	1	3	0	0%
Foster Care Review	FC	2.0	0	3	3	0%
Remand Custody	RC	1.0	2	2	2	100%
Traffic	T	1.0	1	1	1	100%
Juvenile Total			12	22	13	108.3%
Totals			19	45	25	131.6%



	Total Filings with %	
Custody Visitation (CV)	8	42%
Civil Support (VS)	2	11%
Criminal Misdemeanor (CM)	2	11%
Protective Order – Family Abuse (FP)	2	11%
Remand Custody (RC)	2	11%
Others	3	16%
Total	19	100%

Special Case Activities

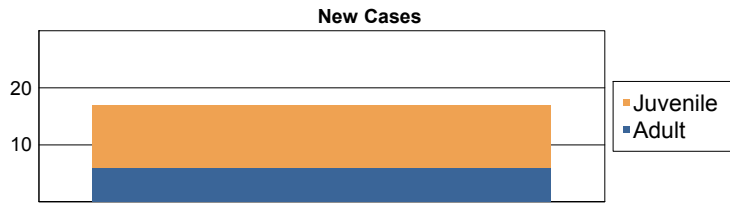
Emergency Protective Order	PE	1.0	1
----------------------------	----	-----	---

Commonwealth of Virginia
Caseload Statistics of the J&DR District Courts

Bath

March 2016

	Filing Type	Hearings Per Case	Filings	Hearings	Concluded	Clearance Rate
Adult						
Criminal Felony	CF	0.0	0	1	0	0%
Criminal Misdemeanor	CM	3.3	2	4	4	200%
Show Cause	SC	2.0	2	3	1	50%
Civil Support	VS	1.0	2	3	1	50%
Adult Total			6	11	6	100.0%
Juvenile						
Custody Visitation	CV	1.3	5	8	4	80%
Delinquency Misdemeanor	DM	1.0	1	1	1	100%
Foster Care Review	FC	0.0	3	3	0	0%
Traffic	T	1.0	2	2	1	50%
Juvenile Total			11	14	6	54.5%
Totals			17	25	12	70.6%



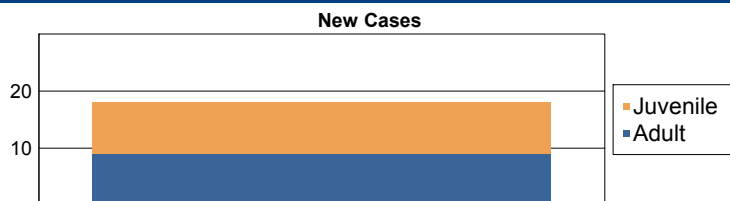
	Total Filings with %	
Custody Visitation (CV)	5	29%
Foster Care Review (FC)	3	18%
Civil Support (VS)	2	12%
Criminal Misdemeanor (CM)	2	12%
Show Cause (SC)	2	12%
Others	3	18%
Total	17	100%

Commonwealth of Virginia
Caseload Statistics of the J&DR District Courts

Bath

February 2016

	Filing Type	Hearings Per Case	Filings	Hearings	Concluded	Clearance Rate
Adult						
Capias	CA	0.0	0	4	0	0%
Criminal Felony	CF	0.0	1	2	0	0%
Criminal Misdemeanor	CM	0.0	2	8	0	0%
Show Cause	SC	5.0	2	7	2	100%
Civil Support	VS	1.3	4	5	3	75%
Adult Total			9	26	5	55.6%
Juvenile						
Custody Visitation	CV	1.3	8	10	6	75%
Traffic	T	1.0	1	0	1	100%
Juvenile Total			9	10	7	77.8%
Totals			18	36	12	66.7%



	Total Filings with %	
Custody Visitation (CV)	8	44%
Civil Support (VS)	4	22%
Criminal Misdemeanor (CM)	2	11%
Show Cause (SC)	2	11%
Criminal Felony (CF)	1	6%
Others	1	6%
Total	18	100%

Special Case Activities

Emergency Protective Order	PE	1.0	5
----------------------------	----	-----	---

Commonwealth of Virginia
Caseload Statistics of the J&DR District Courts

Bath

January 2016

	Filing Type	Hearings Per Case	Filings	Hearings	Concluded	Clearance Rate
Adult						
Capias	CA	0.0	0	1	0	0%
Criminal Misdemeanor	CM	2.0	3	9	3	100%
Protective Order – Stalking/Acts of Violence	PC	1.0	1	1	1	100%
Show Cause	SC	2.0	2	5	2	100%
Civil Support	VS	3.0	1	2	1	100%
Adult Total			7	18	7	100.0%
Juvenile						
Custody Visitation	CV	3.3	6	12	8	133%
Delinquency Misdemeanor	DM	2.4	1	7	5	500%
Juvenile Total			7	19	13	185.7%
Totals			14	37	20	142.9%



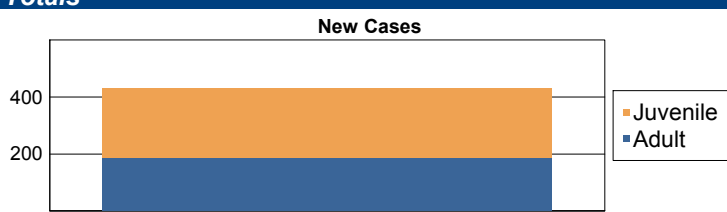
	Total Filings with %	
Custody Visitation (CV)	6	43%
Criminal Misdemeanor (CM)	3	21%
Show Cause (SC)	2	14%
Civil Support (VS)	1	7%
Delinquency Misdemeanor (DM)	1	7%
Others	1	7%
Total	14	100%

Commonwealth of Virginia
Caseload Statistics of the J&DR District Courts

Bedford

December 2016

	Filing Type	Hearings Per Case	Filings	Hearings	Concluded	Clearance Rate
Adult						
Capias	CA	1.4	14	17	8	57%
Criminal Felonv	CF	4.5	7	19	2	29%
Criminal Misdemeanor	CM	2.5	28	82	30	107%
Protective Order – Family Abuse	FP	1.9	21	43	13	62%
Motion - Modifv Protective Order	MP	1.0	4	4	4	100%
Remand Support	RS	1.0	8	8	8	100%
Show Cause	SC	2.5	47	119	39	83%
Civil Support	VS	1.5	57	99	52	91%
Adult Total			186	391	156	83.9%
Juvenile						
Abuse or Neglect	AN	2.2	13	34	12	92%
Protective Order – Non Family Abuse	AP	3.0	0	1	1	0%
Capias	CA	0.0	0	1	0	0%
Child in Need of Services	CS	4.0	9	23	2	22%
Custody Visitation	CV	1.6	130	276	141	108%
Delinquency Felonv	DF	7.0	3	14	5	167%
Delinquency Misdemeanor	DM	2.8	26	64	22	85%
Emancipation	EP	1.0	1	1	1	100%
Foster Care Review	FC	1.2	5	11	6	120%
Initial Foster Care Review	IF	1.0	1	1	1	100%
Permanency Planning	PH	1.0	2	2	2	100%
Paternity	PT	2.0	1	4	3	300%
Remand Custody	RC	1.0	12	12	12	100%
Remand Visitation	RV	1.0	11	11	11	100%
Show Cause	SC	3.0	0	2	1	0%
Status Offense	ST	4.5	4	7	2	50%
Traffic	T	1.5	14	16	14	100%
Truancy/Runaway (Child in Need of Supervision)	TR	9.0	11	24	1	9%
Juvenile Total			243	504	237	97.5%
Totals			429	895	393	91.6%



	Total Filings with %
Custody Visitation (CV)	130 30%
Civil Support (VS)	57 13%
Show Cause (SC)	47 11%
Criminal Misdemeanor (CM)	28 7%
Delinquency Misdemeanor (DM)	26 6%
Others	141 33%
Total	429 100%

Special Case Activities

Non-Case	NC	1.7	2
Emergency Protective Order	PE	1.0	28
Non-Case	NC	1.0	1
Temporary Detention Order	TD	1.0	2

Commonwealth of Virginia
Caseload Statistics of the J&DR District Courts

Bedford

November 2016

	Filing Type	Hearings Per Case	Filings	Hearings	Concluded	Clearance Rate
Adult						
Capias	CA	2.3	4	13	8	200%
Criminal Felony	CF	2.0	16	54	21	131%
Criminal Misdemeanor	CM	3.2	16	87	45	281%
Protective Order – Family Abuse	FP	2.5	12	28	15	125%
Motion - Modifv Protective Order	MP	1.0	3	3	3	100%
Protective Order - Violation of Protective Order Conviction	PV	1.0	1	1	1	100%
Remand Support	RS	1.0	5	5	5	100%
Show Cause	SC	2.8	49	143	74	151%
Civil Support	VS	1.6	66	111	67	102%
Adult Total			172	445	239	139.0%
Juvenile						
Abuse or Neglect	AN	3.1	8	30	7	88%
Protective Order – Non Familv Abuse	AP	0.0	0	1	0	0%
Capias	CA	2.0	0	1	1	0%
Child in Need of Services	CS	4.8	4	16	4	100%
Custody Visitation	CV	1.7	177	324	163	92%
Delinquency Felony	DF	5.0	1	16	2	200%
Delinquency Misdemeanor	DM	2.8	21	59	19	90%
Foster Care Review	FC	1.0	1	1	1	100%
Initial Foster Care Review	IF	1.0	1	1	1	100%
Permanency Planning	PH	1.0	3	3	3	100%
Paternity	PT	1.5	2	4	4	200%
Remand Custody	RC	1.0	9	9	9	100%
Child at Risk of Abuse or Neglect	RI	2.0	0	1	1	0%
Remand Visitation	RV	1.0	6	6	6	100%
Show Cause	SC	3.0	1	2	1	100%
Status Offense	ST	1.9	12	19	9	75%
Traffic	T	1.4	19	25	21	111%
Truancy/Runaway (Child in Need of Supervision)	TR	5.0	8	21	5	63%
	VA	0.0	0	1	0	0%
Juvenile Total			273	540	257	94.1%

Totals			445	985	496	111.5%
---------------	--	--	------------	------------	------------	---------------

New Cases



	Total Filings with %
Custody Visitation (CV)	177 40%
Civil Support (VS)	66 15%
Show Cause (SC)	50 11%
Delinquency Misdemeanor (DM)	21 5%
Traffic (T)	19 4%
Others	112 25%
Total	445 100%

Special Case Activities

Non-Case	NC	1.0	14
Emergency Protective Order	PE	1.0	20
Non-Case	NC	2.0	0

Commonwealth of Virginia
Caseload Statistics of the J&DR District Courts

Bedford

October 2016

	Filing Type	Hearings Per Case	Filings	Hearings	Concluded	Clearance Rate
Adult						
Capias	CA	2.0	8	17	10	125%
Criminal Felony	CF	2.0	6	10	2	33%
Criminal Misdemeanor	CM	2.5	39	112	44	113%
Protective Order – Family Abuse	FP	2.1	15	37	17	113%
Motion - Modifv Protective Order	MP	1.0	4	4	4	100%
Protective Order - Violation of Protective Order Conviction	PV	1.0	1	1	1	100%
Remand Support	RS	1.0	1	1	1	100%
Show Cause	SC	2.7	53	109	39	74%
Civil Support	VS	2.1	46	87	49	107%
Adult Total			173	378	167	96.5%
Juvenile						
Abuse or Neglect	AN	3.4	6	26	11	183%
Protective Order – Non Family Abuse	AP	2.0	1	3	2	200%
Capias	CA	2.0	2	3	1	50%
Child in Need of Services	CS	3.3	9	30	12	133%
Custody Visitation	CV	2.0	175	315	154	88%
Delinquency Felony	DF	7.8	3	22	4	133%
Delinquency Misdemeanor	DM	4.8	21	70	24	114%
Foster Care Review	FC	3.0	1	2	1	100%
Initial Foster Care Review	IF	1.0	3	3	3	100%
Motion - Modifv Protective Order	MP	1.0	8	8	8	100%
Permanency Planning	PH	1.8	3	4	4	133%
Paternity	PT	2.0	1	2	1	100%
Remand Custody	RC	1.0	5	5	5	100%
Child at Risk of Abuse or Neglect	RI	0.0	1	1	0	0%
Remand Visitation	RV	1.0	4	4	4	100%
Show Cause	SC	3.0	0	1	1	0%
Status Offense	ST	0.0	3	5	0	0%
Traffic	T	1.4	12	16	17	142%
Truancy/Runaway (Child in Need of Supervision)	TR	5.4	5	27	8	160%
	VA	0.0	1	1	0	0%
Juvenile Total			264	548	260	98.5%
Totals			437	926	427	97.7%

New Cases



	Total Filings with %	
Custody Visitation (CV)	175	40%
Show Cause (SC)	53	12%
Civil Support (VS)	46	11%
Criminal Misdemeanor (CM)	39	9%
Delinquency Misdemeanor (DM)	21	5%
Others	103	24%
Total	437	100%

Special Case Activities

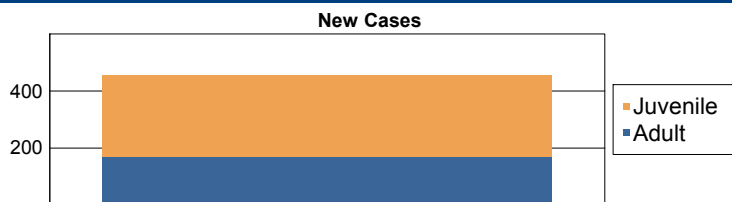
Non-Case	NC	2.0	0
Emergency Protective Order	PE	1.0	28
Non-Case	NC	1.0	15
Temporary Detention Order	TD	1.0	2

Commonwealth of Virginia
 Caseload Statistics of the J&DR District Courts

Bedford

September 2016

	Filing Type	Hearings Per Case	Filings	Hearings	Concluded	Clearance Rate
Adult						
Capias	CA	2.3	7	21	10	143%
Criminal Felony	CF	2.7	3	11	6	200%
Criminal Misdemeanor	CM	2.9	45	106	39	87%
Criminal Support	CS	3.0	0	1	1	0%
Protective Order – Family Abuse	FP	1.8	19	35	15	79%
Motion - Modify Protective Order	MP	1.0	2	2	2	100%
Remand Support	RS	1.0	4	4	4	100%
Show Cause	SC	3.2	38	99	40	105%
Restricted License - Support	SL	1.0	2	2	2	100%
Civil Support	VS	1.5	50	75	44	88%
Adult Total			170	356	163	95.9%
Juvenile						
Abuse or Neglect	AN	3.3	14	38	7	50%
Protective Order – Non Family Abuse	AP	2.0	4	6	2	50%
Child in Need of Services	CS	1.8	8	14	5	63%
Custody Visitation	CV	1.7	192	329	167	87%
Delinquency Felony	DF	4.0	0	17	3	0%
Delinquency Misdemeanor	DM	4.7	18	65	29	161%
Foster Care Review	FC	1.0	12	13	11	92%
Initial Foster Care Review	IF	1.0	1	1	1	100%
Motion - Modify Protective Order	MP	1.0	5	5	5	100%
Permanency Planning	PH	1.7	4	7	6	150%
Paternity	PT	1.0	4	4	1	25%
Remand Custody	RC	1.0	5	5	5	100%
Remand Visitation	RV	1.0	4	4	4	100%
Status Offense	ST	2.2	3	7	6	200%
Traffic	T	1.6	9	14	12	133%
Truancy/Runaway (Child in Need of Supervision)	TR	5.0	2	13	4	200%
Juvenile Total			285	542	268	94.0%
Totals			455	898	431	94.7%



	Total Filings with %
Custody Visitation (CV)	192 42%
Civil Support (VS)	50 11%
Criminal Misdemeanor (CM)	45 10%
Show Cause (SC)	38 8%
Protective Order – Family Abuse (FP)	19 4%
Others	111 24%
Total	455 100%

Special Case Activities

Non-Case	NC	1.3	12
Emergency Protective Order	PE	1.0	28
Emergency Custody Order	EC	1.0	2
Non-Case	NC	1.0	2
Temporary Detention Order	TD	1.0	2

Commonwealth of Virginia
Caseload Statistics of the J&DR District Courts

Bedford

August 2016

	Filing Type	Hearings Per Case	Filings	Hearings	Concluded	Clearance Rate
Adult						
Protective Order - Non Familv Abuse	AP	2.0	3	6	3	100%
Capias	CA	2.8	8	32	16	200%
Criminal Felonv	CF	2.7	27	51	23	85%
Criminal Misdemeanor	CM	2.9	41	102	32	78%
Protective Order – Familv Abuse	FP	2.5	17	44	24	141%
Motion - Modifv Protective Order	MP	1.0	4	4	4	100%
Remand Support	RS	1.0	6	6	6	100%
Show Cause	SC	2.4	52	100	52	100%
Restricted License - Support	SL	1.0	2	2	2	100%
Civil Support	VS	2.2	60	99	59	98%
Adult Total			220	446	221	100.5%
Juvenile						
Abuse or Nealect	AN	3.4	9	31	11	122%
Protective Order - Non Familv Abuse	AP	1.2	5	6	5	100%
Relief of Custodv	CR	2.0	6	12	6	100%
Child in Need of Services	CS	3.1	2	27	16	800%
Custodv Visitation	CV	1.8	215	414	235	109%
Delinquencv Felonv	DF	2.8	7	25	4	57%
Delinquencv Misdemeanor	DM	3.2	15	58	13	87%
Foster Care Review	FC	1.0	4	4	4	100%
Initial Foster Care Review	IF	1.0	3	3	3	100%
Permanencv Planning	PH	1.8	1	7	4	400%
Paternity	PT	2.5	3	5	2	67%
Remand Custodv	RC	1.0	5	5	5	100%
Remand Visitation	RV	1.0	5	5	5	100%
Status Offense	ST	3.7	11	22	9	82%
Traffic	T	1.2	24	24	18	75%
Truancv/Runawav (Child in Need of Supervision)	TR	3.5	1	10	4	400%
Juvenile Total			316	658	344	108.9%
Totals			536	1,104	565	105.4%



	Total Filings with %
Custody Visitation (CV)	215 40%
Civil Support (VS)	60 11%
Show Cause (SC)	52 10%
Criminal Misdemeanor (CM)	41 8%
Criminal Felony (CF)	27 5%
Others	141 26%
Total	536 100%

Special Case Activities

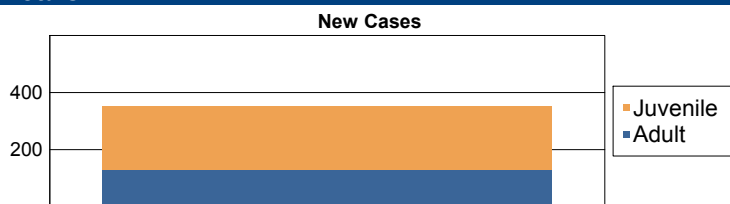
Non-Case	NC	0.0	4
Emeraencv Protective Order	PE	1.0	32
Non-Case	NC	1.0	1

Commonwealth of Virginia
Caseload Statistics of the J&DR District Courts

Bedford

July 2016

	Filing Type	Hearings Per Case	Filings	Hearings	Concluded	Clearance Rate
Adult						
Capias	CA	2.4	19	36	11	58%
Criminal Felonv	CF	2.7	11	24	3	27%
Criminal Misdemeanor	CM	2.6	20	71	27	135%
Protective Order – Family Abuse	FP	2.3	13	32	12	92%
Motion - Modifv Protective Order	MP	1.3	2	3	3	150%
Remand Support	RS	1.0	6	6	6	100%
Show Cause	SC	2.7	23	71	30	130%
Civil Support	VS	1.6	36	62	40	111%
Adult Total			130	305	132	101.5%
Juvenile						
Abuse or Neglect	AN	4.0	6	18	6	100%
Child in Need of Services	CS	4.8	3	20	12	400%
Custody Visitation	CV	1.6	125	232	100	80%
Delinquency Felonv	DF	8.0	2	19	4	200%
Delinquency Misdemeanor	DM	3.8	12	69	23	192%
Entrustment Agreement	ET	1.0	2	2	2	100%
Foster Care Review	FC	1.0	7	7	7	100%
Initial Foster Care Review	IF	1.0	5	5	5	100%
Motion - Modifv Protective Order	MP	1.0	4	4	4	100%
Permanency Planning	PH	1.0	7	8	2	29%
Paternity	PT	2.0	0	1	1	0%
Remand Custody	RC	1.0	13	13	13	100%
Remand Visitation	RV	1.0	13	13	13	100%
Status Offense	ST	2.5	7	23	15	214%
Traffic	T	1.4	16	20	17	106%
Truancy/Runaway (Child in Need of Supervision)	TR	3.0	0	10	1	0%
Juvenile Total			222	464	225	101.4%
Totals			352	769	357	101.4%



	Total Filings with %
Custody Visitation (CV)	125 36%
Civil Support (VS)	36 10%
Show Cause (SC)	23 7%
Criminal Misdemeanor (CM)	20 6%
Capias (CA)	19 5%
Others	129 37%
Total	352 100%

Special Case Activities

Emergency Protective Order	PE	1.0	27
Non-Case	NC	1.0	2

Commonwealth of Virginia
Caseload Statistics of the J&DR District Courts

Bedford

June 2016

	Filing Type	Hearings Per Case	Filings	Hearings	Concluded	Clearance Rate
Adult						
Protective Order - Non Family Abuse	AP	2.0	0	1	1	0%
Capias	CA	2.4	7	19	9	129%
Criminal Felony	CF	4.1	9	28	11	122%
Criminal Misdemeanor	CM	2.6	41	92	27	66%
Criminal Support	CS	0.0	0	1	0	0%
Protective Order – Family Abuse	FP	2.0	21	39	16	76%
Motion - Modify Protective Order	MP	1.0	3	3	2	67%
Restricted Driver's License	RL	2.0	0	1	1	0%
Remand Support	RS	1.0	7	7	7	100%
Show Cause	SC	2.8	45	122	56	124%
Restricted License - Support	SL	1.0	1	1	1	100%
Civil Support	VS	2.0	41	88	49	120%
Adult Total			175	402	180	102.9%
Juvenile						
Abuse or Neglect	AN	3.5	5	22	11	220%
Protective Order – Non Family Abuse	AP	2.0	0	1	1	0%
Child in Need of Services	CS	3.4	7	19	11	157%
Custody Visitation	CV	2.0	158	331	171	108%
Delinquency Felony	DF	4.3	1	25	3	300%
Delinquency Misdemeanor	DM	3.0	16	66	20	125%
Foster Care Review	FC	1.0	4	4	4	100%
Initial Foster Care Review	IF	1.0	2	2	2	100%
Motion - Modify Protective Order	MP	1.0	4	4	4	100%
Permanency Planning	PH	0.0	1	1	0	0%
Paternity	PT	1.8	2	5	5	250%
Remand Custody	RC	1.0	14	14	14	100%
Remand Visitation	RV	1.0	13	13	13	100%
Show Cause	SC	0.0	0	2	0	0%
Status Offense	ST	3.0	7	15	6	86%
Traffic	T	1.7	10	15	13	130%
Truancy/Runaway (Child in Need of Supervision)	TR	4.1	3	20	7	233%
Juvenile Total			247	559	285	115.4%
Totals			422	961	465	110.2%



	Total Filings with %
Custody Visitation (CV)	158 37%
Show Cause (SC)	45 11%
Civil Support (VS)	41 10%
Criminal Misdemeanor (CM)	41 10%
Protective Order – Family Abuse (FP)	21 5%
Others	116 27%
Total	422 100%

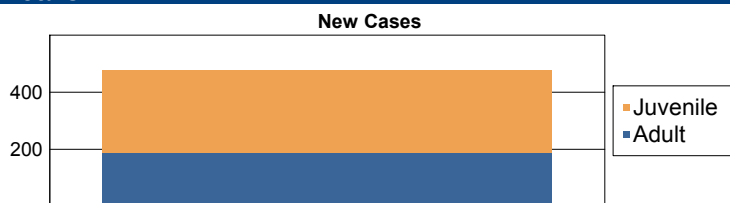
Special Case Activities

Non-Case	NC	1.0	1
Emergency Protective Order	PE	1.0	45
Temporary Detention Order	TD	1.0	2

Commonwealth of Virginia
Caseload Statistics of the J&DR District Courts
 May 2016

Bedford

	Filing Type	Hearings Per Case	Filings	Hearings	Concluded	Clearance Rate
Adult						
Protective Order - Non Family Abuse	AP	0.0	1	1	0	0%
Capias	CA	1.0	5	9	1	20%
Criminal Felony	CF	3.1	8	32	7	88%
Criminal Misdemeanor	CM	2.9	29	81	29	100%
Criminal Support	CS	0.0	1	1	0	0%
Protective Order – Family Abuse	FP	1.9	17	43	25	147%
Motion - Modify Protective Order	MP	1.0	3	3	3	100%
Restricted Driver's License	RL	0.0	1	1	0	0%
Show Cause	SC	2.6	43	109	44	102%
Restricted License - Support	SL	1.3	3	4	4	133%
Civil Support	VS	2.0	78	127	73	94%
Adult Total			189	411	186	98.4%
Juvenile						
Abuse or Neglect	AN	3.4	6	40	17	283%
Protective Order – Non Family Abuse	AP	3.0	1	2	1	100%
Child in Need of Services	CS	3.5	6	40	13	217%
Custody Visitation	CV	1.8	195	358	151	77%
Delinquency Felony	DF	4.0	6	17	1	17%
Delinquency Misdemeanor	DM	3.5	23	58	10	43%
Foster Care Review	FC	1.0	6	6	6	100%
Initial Foster Care Review	IF	1.0	3	3	3	100%
Motion - Modify Protective Order	MP	2.3	1	3	3	300%
Permanency Planning	PH	1.0	6	6	5	83%
Paternity	PT	1.3	3	5	4	133%
Remand Custody	RC	1.0	1	1	1	100%
Remand Visitation	RV	1.0	1	1	1	100%
Show Cause	SC	6.0	1	4	2	200%
Status Offense	ST	2.0	10	27	14	140%
Traffic	T	1.1	11	11	7	64%
Termination of Parental Rights	TP	1.4	6	7	7	117%
Truancy/Runaway (Child in Need of Supervision)	TR	5.0	4	26	7	175%
Juvenile Total			290	615	253	87.2%
Totals			479	1,026	439	91.6%



	Total Filings with %
Custody Visitation (CV)	195 41%
Civil Support (VS)	78 16%
Show Cause (SC)	44 9%
Criminal Misdemeanor (CM)	29 6%
Delinquency Misdemeanor (DM)	23 5%
Others	110 23%
Total	479 100%

Special Case Activities

Emergency Protective Order	PE	1.0	18
----------------------------	----	-----	----


Commonwealth of Virginia
Caseload Statistics of the J&DR District Courts

Bedford

April 2016

	Filing Type	Hearings Per Case	Filings	Hearings	Concluded	Clearance Rate
Adult						
Capias	CA	2.6	8	22	10	125%
Criminal Felony	CF	3.4	11	18	5	45%
Criminal Misdemeanor	CM	2.8	30	80	32	107%
Protective Order – Family Abuse	FP	1.9	21	34	14	67%
Motion - Modifv Protective Order	MP	1.2	4	5	5	125%
Other	OT	2.0	0	1	1	0%
Remand Support	RS	1.0	6	6	6	100%
Show Cause	SC	2.6	44	93	40	91%
Civil Support	VS	1.7	44	77	42	95%
Adult Total			168	336	155	92.3%
Juvenile						
Abuse or Neglect	AN	3.0	14	52	12	86%
Protective Order – Non Familv Abuse	AP	3.0	0	2	1	0%
Relief of Custody	CR	2.0	0	1	1	0%
Child in Need of Services	CS	3.4	9	44	10	111%
Custody Visitation	CV	2.0	105	270	148	141%
Delinquency Felony	DF	3.5	0	13	2	0%
Delinquency Misdemeanor	DM	3.0	21	80	22	105%
Foster Care Review	FC	1.0	7	7	7	100%
Initial Foster Care Review	IF	1.0	3	3	3	100%
Motion - Modifv Protective Order	MP	1.0	2	4	2	100%
Permanency Planning	PH	1.2	5	6	6	120%
Paternity	PT	2.7	2	5	3	150%
Remand Custody	RC	1.0	9	9	9	100%
Remand Visitation	RV	1.0	10	10	10	100%
Show Cause	SC	3.0	1	3	1	100%
Status Offense	ST	3.3	9	21	7	78%
Traffic	T	1.5	12	13	8	67%
Termination of Parental Rights	TP	3.0	0	2	1	0%
Truancy/Runaway (Child in Need of Supervision)	TR	3.5	5	24	2	40%
Juvenile Total			214	569	255	119.2%
Totals			382	905	410	107.3%

New Cases



	Total Filings with %
Custody Visitation (CV)	105 27%
Show Cause (SC)	45 12%
Civil Support (VS)	44 12%
Criminal Misdemeanor (CM)	30 8%
Delinquency Misdemeanor (DM)	21 5%
Others	137 36%
Total	382 100%

Special Case Activities

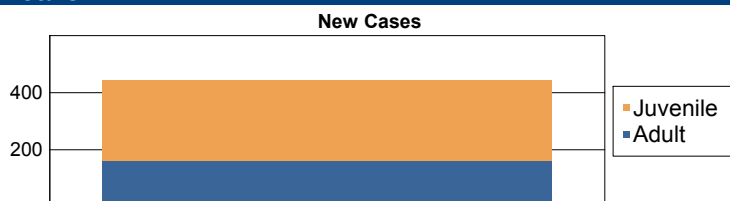
Emergency Protective Order	PE	1.0	34
Non-Case	NC	1.0	1
Temporary Detention Order	TD	1.0	6

Commonwealth of Virginia
Caseload Statistics of the J&DR District Courts

Bedford

March 2016

	Filing Type	Hearings Per Case	Filings	Hearings	Concluded	Clearance Rate
Adult						
Capias	CA	2.7	9	36	19	211%
Criminal Felony	CF	3.3	6	26	12	200%
Criminal Misdemeanor	CM	3.7	27	75	26	96%
Protective Order – Family Abuse	FP	2.0	18	33	12	67%
Motion - Modifv Protective Order	MP	1.0	3	3	3	100%
Other	OT	0.0	1	1	0	0%
Protective Order - Violation of Protective Order Conviction	PV	1.0	1	1	1	100%
Remand Support	RS	1.0	9	9	9	100%
Show Cause	SC	2.5	41	113	41	100%
Restricted License - Support	SL	0.0	1	1	0	0%
Civil Support	VS	2.2	44	85	46	105%
Adult Total			160	383	169	105.6%
Juvenile						
Abuse or Neglect	AN	3.3	18	40	10	56%
Protective Order – Non Family Abuse	AP	2.3	3	8	3	100%
Relief of Custody	CR	0.0	1	1	0	0%
Child in Need of Services	CS	4.0	13	34	5	38%
Custody Visitation	CV	1.9	154	295	159	103%
Delinquency Felony	DF	3.0	6	17	1	17%
Delinquency Misdemeanor	DM	2.8	18	61	11	61%
Entrustment Agreement	ET	1.0	2	2	2	100%
Foster Care Review	FC	1.0	2	2	2	100%
Initial Foster Care Review	IF	1.0	2	2	2	100%
Motion - Modifv Protective Order	MP	1.0	4	5	4	100%
Permanency Planning	PH	1.0	7	7	6	86%
Paternity	PT	1.0	3	3	1	33%
Remand Custody	RC	1.0	13	13	13	100%
Remand Visitation	RV	1.0	9	9	9	100%
Show Cause	SC	0.0	0	1	0	0%
Status Offense	ST	3.6	4	16	8	200%
Traffic	T	1.9	4	10	11	275%
Termination of Parental Rights	TP	1.2	11	13	13	118%
Truancy/Runaway (Child in Need of Supervision)	TR	3.5	9	25	2	22%
Juvenile Total			283	564	262	92.6%
Totals			443	947	431	97.3%



	Total Filings with %
Custody Visitation (CV)	154 35%
Civil Support (VS)	44 10%
Show Cause (SC)	41 9%
Criminal Misdemeanor (CM)	27 6%
Abuse or Neglect (AN)	18 4%
Others	159 36%
Total	443 100%

Special Case Activities

Non-Case	NC	2.0	0
Emergency Protective Order	PE	1.0	20
Temporary Detention Order	TD	1.0	2


Commonwealth of Virginia
Caseload Statistics of the J&DR District Courts

Bedford

February 2016

	Filing Type	Hearings Per Case	Filings	Hearings	Concluded	Clearance Rate
Adult						
Protective Order - Non Family Abuse	AP	2.0	1	2	1	100%
Capias	CA	2.2	11	30	14	127%
Criminal Felony	CF	2.9	6	26	16	267%
Criminal Misdemeanor	CM	2.7	31	108	39	126%
Protective Order – Family Abuse	FP	2.2	13	37	21	162%
Motion - Modify Protective Order	MP	1.0	4	4	3	75%
Other	OT	1.0	2	2	2	100%
Remand Support	RS	1.0	4	4	4	100%
Show Cause	SC	2.7	35	115	39	111%
Restricted License - Support	SL	1.0	1	1	1	100%
Civil Support	VS	1.8	50	111	67	134%
Adult Total			158	440	207	131.0%
Juvenile						
Abuse or Neglect	AN	3.2	14	40	9	64%
Protective Order – Non Family Abuse	AP	1.3	4	5	3	75%
Capias	CA	2.0	0	1	1	0%
Relief of Custody	CR	1.0	2	2	2	100%
Child in Need of Services	CS	3.3	7	27	4	57%
Custody Visitation	CV	1.9	196	370	199	102%
Delinquency Felony	DF	3.8	1	15	5	500%
Delinquency Misdemeanor	DM	2.9	16	49	20	125%
Foster Care Review	FC	1.0	2	2	2	100%
Initial Foster Care Review	IF	1.0	4	4	4	100%
Motion - Modify Protective Order	MP	1.0	1	1	1	100%
Permanency Planning	PH	1.0	4	4	4	100%
Paternity	PT	2.0	2	6	1	50%
Remand Custody	RC	1.0	7	7	7	100%
Remand Visitation	RV	1.0	7	7	7	100%
Show Cause	SC	4.3	2	6	3	150%
Status Offense	ST	4.9	9	18	8	89%
Traffic	T	1.0	13	10	7	54%
Termination of Parental Rights	TP	1.0	4	6	4	100%
Truancy/Runaway (Child in Need of Supervision)	TR	8.0	4	17	3	75%
Juvenile Total			299	597	294	98.3%
Totals			457	1,037	501	109.6%

New Cases



	Total Filings with %	
Custody Visitation (CV)	196	43%
Civil Support (VS)	50	11%
Show Cause (SC)	37	8%
Criminal Misdemeanor (CM)	31	7%
Delinquency Misdemeanor (DM)	16	4%
Others	127	28%
Total	457	100%

Special Case Activities

Non-Case	NC	0.0	1
Emergency Protective Order	PE	1.0	24
Non-Case	NC	1.0	1
Emergency Protective Order	PE	1.0	4
Temporary Detention Order	TD	1.0	2


Commonwealth of Virginia
Caseload Statistics of the J&DR District Courts

Bedford

January 2016

	Filing Type	Hearings Per Case	Filings	Hearings	Concluded	Clearance Rate
Adult						
Capias	CA	1.8	15	21	8	53%
Criminal Felony	CF	3.2	7	22	11	157%
Criminal Misdemeanor	CM	2.8	28	78	20	71%
Protective Order – Family Abuse	FP	1.7	15	23	7	47%
Motion - Modifv Protective Order	MP	1.1	6	7	7	117%
Other	OT	1.0	1	1	1	100%
Remand Support	RS	1.0	4	4	4	100%
Show Cause	SC	2.2	57	150	72	126%
Civil Support	VS	2.0	45	99	56	124%
Adult Total			178	405	186	104.5%
Juvenile						
Abuse or Neglect	AN	3.4	7	21	7	100%
Protective Order – Non Familv Abuse	AP	0.0	1	2	0	0%
Capias	CA	1.0	3	3	2	67%
Child in Need of Services	CS	4.3	6	34	12	200%
Custody Visitation	CV	1.9	119	262	107	90%
Delinquency Felony	DF	3.2	7	33	5	71%
Delinquency Misdemeanor	DM	3.2	16	72	27	169%
Foster Care Review	FC	1.0	2	2	2	100%
Protective Order – Family Abuse	FP	1.0	1	1	1	100%
Initial Foster Care Review	IF	1.0	6	6	6	100%
Motion - Modifv Protective Order	MP	1.0	9	9	6	67%
Permanency Planning	PH	1.0	3	3	3	100%
Paternity	PT	5.0	1	2	1	100%
Remand Custody	RC	1.0	4	4	4	100%
Remand Visitation	RV	1.7	4	6	6	150%
Show Cause	SC	0.0	2	4	0	0%
Status Offense	ST	3.7	4	11	6	150%
Traffic	T	2.0	10	21	20	200%
Truancy/Runaway (Child in Need of Supervision)	TR	3.7	4	19	6	150%
Juvenile Total			209	515	221	105.7%
Totals			387	920	407	105.2%

New Cases



	Total Filings with %
Custody Visitation (CV)	119 31%
Show Cause (SC)	59 15%
Civil Support (VS)	45 12%
Criminal Misdemeanor (CM)	28 7%
Capias (CA)	18 5%
Others	118 30%
Total	387 100%

Special Case Activities

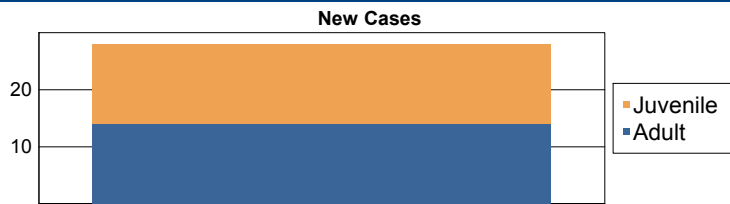
Emergency Protective Order	PE	1.0	22
Temporary Detention Order	TD	1.0	2

Commonwealth of Virginia
Caseload Statistics of the J&DR District Courts

Bland

December 2016

	Filing Type	Hearings Per Case	Filings	Hearings	Concluded	Clearance Rate
Adult						
Criminal Felony	CF	3.0	0	3	1	0%
Criminal Misdemeanor	CM	3.4	3	10	7	233%
Protective Order – Family Abuse	FP	2.0	3	4	1	33%
Show Cause	SC	5.2	1	10	6	600%
Restricted License - Support	SL	1.0	1	1	1	100%
Civil Support	VS	1.8	6	15	9	150%
Adult Total			14	43	25	178.6%
Juvenile						
Abuse or Neglect	AN	0.0	1	2	0	0%
Custody Visitation	CV	2.3	8	19	7	88%
Delinquency Misdemeanor	DM	3.3	1	4	3	300%
Permanency Planning	PH	1.0	1	1	1	100%
Remand Custody	RC	1.0	1	1	1	100%
Traffic	T	3.0	2	4	2	100%
Juvenile Total			14	31	14	100.0%
Totals			28	74	39	139.3%



	Total Filings with %	
Custody Visitation (CV)	8	29%
Civil Support (VS)	6	21%
Criminal Misdemeanor (CM)	3	11%
Protective Order – Family Abuse (FP)	3	11%
Traffic (T)	2	7%
Others	6	21%
Total	28	100%

Special Case Activities

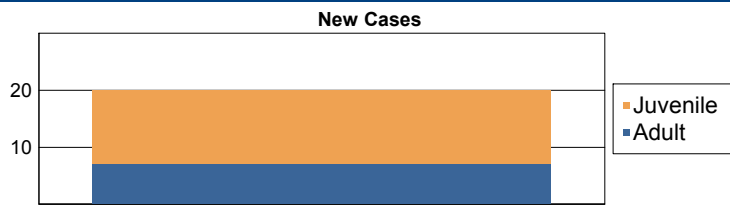
Emergency Protective Order	PE	1.0	2
----------------------------	----	-----	---

Commonwealth of Virginia
Caseload Statistics of the J&DR District Courts

Bland

November 2016

	Filing Type	Hearings Per Case	Filings	Hearings	Concluded	Clearance Rate
Adult						
Criminal Misdemeanor	CM	4.0	2	6	2	100%
Protective Order – Familv Abuse	FP	2.0	1	2	1	100%
Show Cause	SC	0.0	1	3	0	0%
Civil Support	VS	0.0	3	4	0	0%
Adult Total			7	15	3	42.9%
Juvenile						
Abuse or Neglect	AN	6.0	0	1	1	0%
Custody Visitation	CV	1.0	5	5	1	20%
Delinquency Felony	DF	0.0	0	1	0	0%
Delinquency Misdemeanor	DM	0.0	4	6	0	0%
Permanency Planning	PH	1.0	1	1	1	100%
Traffic	T	1.0	3	2	3	100%
Juvenile Total			13	16	6	46.2%
Totals			20	31	9	45.0%



	Total Filings with %	
Custody Visitation (CV)	5	25%
Delinquency Misdemeanor (DM)	4	20%
Civil Support (VS)	3	15%
Traffic (T)	3	15%
Criminal Misdemeanor (CM)	2	10%
Others	3	15%
Total	20	100%

Special Case Activities

Emergency Protective Order	PE	1.0	4
Non-Case	NC	2.0	2


Commonwealth of Virginia
Caseload Statistics of the J&DR District Courts

Bland

October 2016

	Filing Type	Hearings Per Case	Filings	Hearings	Concluded	Clearance Rate
Adult						
Criminal Felonv	CF	2.0	1	4	2	200%
Criminal Misdemeanor	CM	4.5	1	6	2	200%
Protective Order – Family Abuse	FP	2.3	3	7	4	133%
Motion - Modifv Protective Order	MP	2.0	1	2	1	100%
Show Cause	SC	2.0	2	6	1	50%
Civil Support	VS	2.0	4	5	1	25%
Adult Total			12	30	11	91.7%
Juvenile						
Abuse or Neadlect	AN	2.0	2	4	2	100%
Custodv Visitation	CV	2.3	14	34	9	64%
Delinquencv Felonv	DF	5.0	0	2	1	0%
Delinquencv Misdemeanor	DM	2.0	6	8	4	67%
Motion - Modifv Protective Order	MP	1.0	2	2	2	100%
Permanencv Planning	PH	1.0	6	6	6	100%
Traffic	T	0.0	0	2	0	0%
Juvenile Total			30	58	24	80.0%
Totals			42	88	35	83.3%

New Cases



	Total Filings with %	
Custody Visitation (CV)	14	33%
Delinquency Misdemeanor (DM)	6	14%
Permanency Planning (PH)	6	14%
Civil Support (VS)	4	10%
Motion - Modify Protective Order (MP)	3	7%
Others	9	21%
Total	42	100%

Special Case Activities


Emeraencv Protective Order	PE	1.0	4
Emeraencv Custodv Order	EC	1.0	2
Temporary Detention Order	TD	1.0	2

Commonwealth of Virginia
Caseload Statistics of the J&DR District Courts
September 2016

Bland

	Filing Type	Hearings Per Case	Filings	Hearings	Concluded	Clearance Rate
Adult						
Criminal Misdemeanor	CM	0.0	0	1	0	0%
Adult Total			0	1	0	0.0%
Totals			0	1	0	0.0%

New Cases



	Total Filings with %
Criminal Misdemeanor (CM)	0 0%
Total	0 0%

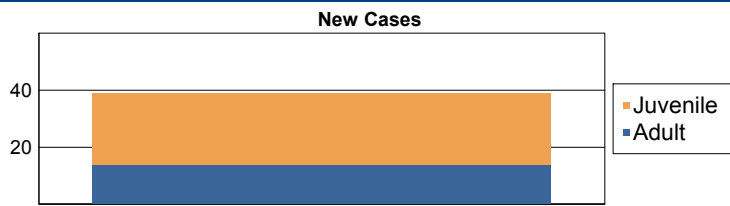
Special Case Activities

Emeraencv Protective Order	PE	1.0	5
----------------------------	----	-----	---

Commonwealth of Virginia
Caseload Statistics of the J&DR District Courts
August 2016

Bland

	Filing Type	Hearings Per Case	Filings	Hearings	Concluded	Clearance Rate
Adult						
Capias	CA	1.5	1	2	2	200%
Criminal Felony	CF	3.0	2	5	2	100%
Criminal Misdemeanor	CM	2.5	3	12	2	67%
Protective Order – Family Abuse	FP	0.0	1	2	0	0%
Remand Support	RS	1.0	1	1	1	100%
Show Cause	SC	2.0	3	12	4	133%
Civil Support	VS	1.8	3	7	5	167%
Adult Total			14	41	16	114.3%
Juvenile						
Custody Visitation	CV	3.3	4	30	16	400%
Delinquency Felony	DF	6.0	0	3	1	0%
Delinquency Misdemeanor	DM	4.5	1	6	2	200%
Foster Care Review	FC	1.0	6	6	6	100%
Permanency Planning	PH	3.0	0	1	1	0%
Remand Custody	RC	1.0	5	5	5	100%
Traffic	T	1.1	9	9	7	78%
Juvenile Total			25	60	38	152.0%
Totals			39	101	54	138.5%



	Total Filings with %
Traffic (T)	9 23%
Foster Care Review (FC)	6 15%
Remand Custody (RC)	5 13%
Custody Visitation (CV)	4 10%
Civil Support (VS)	3 8%
Others	12 31%
Total	39 100%

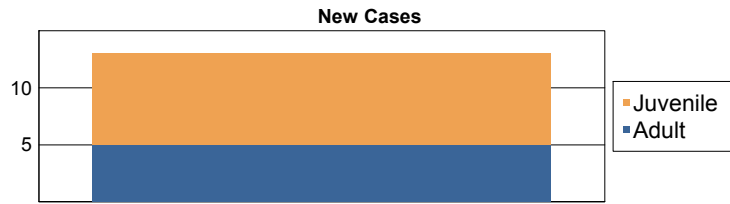
Special Case Activities

Emergency Protective Order	PE	1.0	4
Mental Commitment	MC	1.0	1

Commonwealth of Virginia
Caseload Statistics of the J&DR District Courts
July 2016

Bland

	Filing Type	Hearings Per Case	Filings	Hearings	Concluded	Clearance Rate
Adult						
Criminal Felony	CF	0.0	1	2	0	0%
Criminal Misdemeanor	CM	0.0	1	3	0	0%
Show Cause	SC	0.0	1	1	0	0%
Civil Support	VS	1.0	2	2	1	50%
Adult Total			5	8	1	20.0%
Juvenile						
Custody Visitation	CV	2.7	4	9	3	75%
Delinquency Misdemeanor	DM	3.0	0	1	1	0%
Foster Care Review	FC	1.0	1	1	1	100%
Traffic	T	1.0	3	1	2	67%
Juvenile Total			8	12	7	87.5%
Totals			13	20	8	61.5%



	Total Filings with %	
Custody Visitation (CV)	4	31%
Traffic (T)	3	23%
Civil Support (VS)	2	15%
Criminal Felony (CF)	1	8%
Criminal Misdemeanor (CM)	1	8%
Others	2	15%
Total	13	100%

Special Case Activities

Emergency Protective Order	PE	1.0	3
----------------------------	----	-----	---

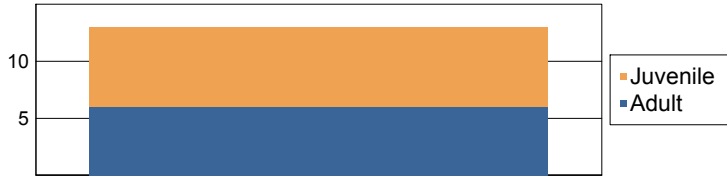
Commonwealth of Virginia
Caseload Statistics of the J&DR District Courts

Bland

June 2016

	Filing Type	Hearings Per Case	Filings	Hearings	Concluded	Clearance Rate
Adult						
Criminal Felony	CF	0.0	2	2	0	0%
Criminal Misdemeanor	CM	2.0	4	9	2	50%
Show Cause	SC	0.0	0	1	0	0%
Civil Support	VS	2.5	0	2	2	0%
Adult Total			6	14	4	66.7%
Juvenile						
Abuse or Neglect	AN	3.0	0	3	3	0%
Custody Visitation	CV	2.8	6	22	16	267%
Delinquency Felony	DF	3.0	0	1	1	0%
Delinquency Misdemeanor	DM	2.0	0	5	2	0%
Permanency Planning	PH	1.0	1	1	1	100%
Traffic	T	2.0	0	1	1	0%
Juvenile Total			7	33	24	342.9%
Totals			13	47	28	215.4%

New Cases

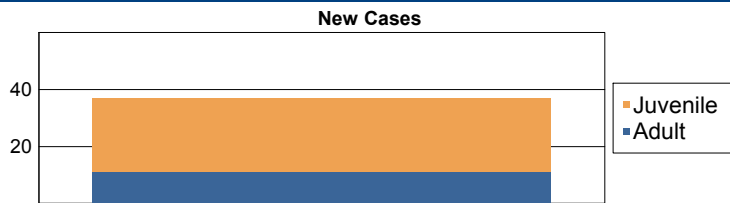


	Total Filings with %	
Custody Visitation (CV)	6	46%
Criminal Misdemeanor (CM)	4	31%
Criminal Felony (CF)	2	15%
Permanency Planning (PH)	1	8%
Abuse or Neglect (AN)	0	0%
Others	0	0%
Total	13	100%

Commonwealth of Virginia
Caseload Statistics of the J&DR District Courts
 May 2016

Bland

	Filing Type	Hearings Per Case	Filings	Hearings	Concluded	Clearance Rate
Adult						
Capias	CA	4.0	1	2	1	100%
Criminal Misdemeanor	CM	3.5	1	5	2	200%
Show Cause	SC	4.2	3	16	5	167%
Civil Support	VS	1.5	6	9	4	67%
Adult Total			11	32	12	109.1%
Juvenile						
Abuse or Neglect	AN	0.0	3	6	0	0%
Custody Visitation	CV	1.2	19	23	6	32%
Delinquency Misdemeanor	DM	0.0	1	3	0	0%
Permanency Planning	PH	1.0	2	2	2	100%
Traffic	T	1.5	1	2	2	200%
Juvenile Total			26	36	10	38.5%
Totals			37	68	22	59.5%



	Total Filings with %	
Custody Visitation (CV)	19	51%
Civil Support (VS)	6	16%
Abuse or Neglect (AN)	3	8%
Show Cause (SC)	3	8%
Permanency Planning (PH)	2	5%
Others	4	11%
Total	37	100%

Special Case Activities

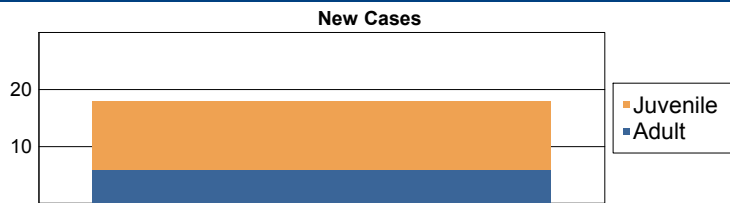
Emergency Protective Order	PE	0.0	1
----------------------------	----	-----	---

Commonwealth of Virginia
Caseload Statistics of the J&DR District Courts

Bland

April 2016

	Filing Type	Hearings Per Case	Filings	Hearings	Concluded	Clearance Rate
Adult						
Criminal Misdemeanor	CM	0.0	2	4	0	0%
Show Cause	SC	0.0	1	1	0	0%
Civil Support	VS	1.0	3	4	2	67%
Adult Total			6	9	2	33.3%
Juvenile						
Abuse or Neglect	AN	3.0	0	5	5	0%
Custody Visitation	CV	2.0	7	30	6	86%
Delinquency Misdemeanor	DM	3.0	0	2	2	0%
Initial Foster Care Review	IF	1.0	5	5	5	100%
Permanency Planning	PH	0.0	0	1	0	0%
Traffic	T	3.0	0	2	2	0%
Juvenile Total			12	45	20	166.7%
Totals			18	54	22	122.2%



	Total Filings with %	
Custody Visitation (CV)	7	39%
Initial Foster Care Review (IF)	5	28%
Civil Support (VS)	3	17%
Criminal Misdemeanor (CM)	2	11%
Show Cause (SC)	1	6%
Others	0	0%
Total	18	100%

Special Case Activities

Emergency Protective Order	PE	1.0	1
----------------------------	----	-----	---

Commonwealth of Virginia
 Caseload Statistics of the J&DR District Courts

Bland

March 2016

	Filing Type	Hearings Per Case	Filings	Hearings	Concluded	Clearance Rate
Adult						
Capias	CA	1.0	1	2	1	100%
Criminal Misdemeanor	CM	0.0	0	1	0	0%
Protective Order – Family Abuse	FP	1.0	1	1	1	100%
Other	OT	1.0	1	1	1	100%
Show Cause	SC	2.5	4	19	8	200%
Civil Support	VS	2.4	3	7	5	167%
Adult Total			10	31	16	160.0%
Juvenile						
Relief of Custody	CR	1.0	1	1	1	100%
Custody Visitation	CV	1.8	8	15	6	75%
Delinquency Misdemeanor	DM	0.0	1	2	0	0%
Permanency Planning	PH	0.0	1	1	0	0%
Traffic	T	1.3	5	3	7	140%
Juvenile Total			16	22	14	87.5%
Totals			26	53	30	115.4%



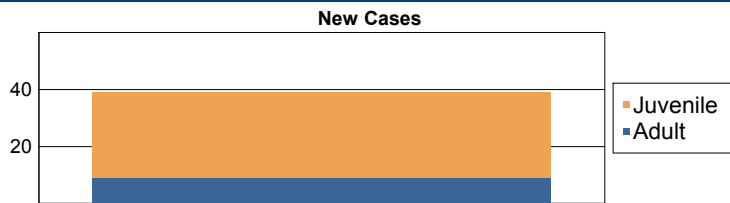
	Total Filings with %	
Custody Visitation (CV)	8	31%
Traffic (T)	5	19%
Show Cause (SC)	4	15%
Civil Support (VS)	3	12%
Capias (CA)	1	4%
Others	5	19%
Total	26	100%

Commonwealth of Virginia
Caseload Statistics of the J&DR District Courts

Bland

February 2016

	Filing Type	Hearings Per Case	Filings	Hearings	Concluded	Clearance Rate
Adult						
Criminal Misdemeanor	CM	1.5	2	4	2	100%
Protective Order – Familv Abuse	FP	1.7	3	5	3	100%
Show Cause	SC	0.0	2	3	0	0%
Civil Support	VS	1.7	2	4	3	150%
Adult Total			9	16	8	88.9%
Juvenile						
Abuse or Neglect	AN	0.0	5	10	0	0%
Custody Visitation	CV	1.4	24	28	10	42%
Delinquency Felony	DF	0.0	0	1	0	0%
Delinquency Misdemeanor	DM	6.0	1	3	1	100%
Traffic	T	3.0	0	1	1	0%
Juvenile Total			30	43	12	40.0%
Totals			39	59	20	51.3%



	Total Filings with %	
Custody Visitation (CV)	24	62%
Abuse or Neglect (AN)	5	13%
Protective Order – Family Abuse (FP)	3	8%
Civil Support (VS)	2	5%
Criminal Misdemeanor (CM)	2	5%
Others	3	8%
Total	39	100%

Special Case Activities

Emergency Protective Order	PE	1.0	2
----------------------------	----	-----	---

Commonwealth of Virginia
Caseload Statistics of the J&DR District Courts

Bland

January 2016

	Filing Type	Hearings Per Case	Filings	Hearings	Concluded	Clearance Rate
Adult						
Criminal Felony	CF	7.0	0	13	13	0%
Criminal Misdemeanor	CM	5.0	1	3	2	200%
Protective Order – Family Abuse	FP	2.0	0	1	1	0%
Protective Order – Stalking/Acts of Violence	PC	1.0	1	1	1	100%
Show Cause	SC	3.0	0	2	1	0%
Civil Support	VS	1.5	3	6	4	133%
Adult Total			5	26	22	440.0%
Juvenile						
Custody Visitation	CV	2.6	1	11	7	700%
Delinquency Felony	DF	0.0	0	1	0	0%
Delinquency Misdemeanor	DM	2.5	0	3	2	0%
Permanency Planning	PH	1.0	1	1	1	100%
Traffic	T	1.2	5	3	5	100%
Juvenile Total			7	19	15	214.3%
Totals			12	45	37	308.3%



	Total Filings with %
Traffic (T)	5 42%
Civil Support (VS)	3 25%
Criminal Misdemeanor (CM)	1 8%
Custody Visitation (CV)	1 8%
Permanency Planning (PH)	1 8%
Others	1 8%
Total	12 100%

Special Case Activities

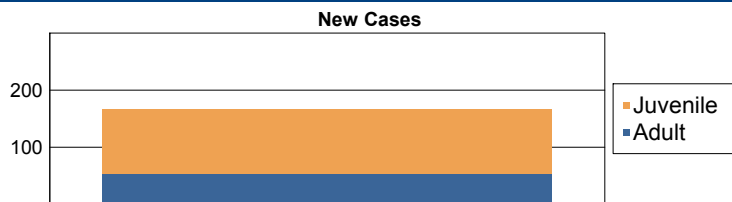
Emergency Protective Order	PE	1.0	4
----------------------------	----	-----	---

Commonwealth of Virginia
Caseload Statistics of the J&DR District Courts

Botetourt

December 2016

	Filing Type	Hearings Per Case	Filings	Hearings	Concluded	Clearance Rate
Adult						
Capias	CA	3.0	0	1	1	0%
Criminal Felonv	CF	2.5	4	6	2	50%
Criminal Misdemeanor	CM	2.3	12	45	15	125%
Protective Order – Family Abuse	FP	2.0	4	10	6	150%
Motion - Modifv Protective Order	MP	1.0	1	1	1	100%
Remand Support	RS	1.0	3	3	3	100%
Show Cause	SC	2.9	5	17	7	140%
Restricted License - Support	SL	1.0	1	1	1	100%
Civil Support	VS	1.4	23	35	20	87%
Adult Total			53	119	56	105.7%
Juvenile						
Abuse or Neglect	AN	0.0	1	3	0	0%
Child in Need of Services	CS	2.0	0	4	2	0%
Custody Visitation	CV	1.5	63	79	47	75%
Delinquency Felonv	DF	2.0	0	11	2	0%
Delinquency Misdemeanor	DM	2.6	29	53	11	38%
Foster Care Review	FC	0.0	0	1	0	0%
Remand Custody	RC	1.0	3	3	3	100%
Status Offense	ST	4.0	1	8	3	300%
Traffic	T	1.3	16	23	13	81%
Juvenile Total			113	185	81	71.7%
Totals			166	304	137	82.5%



	Total Filings with %
Custody Visitation (CV)	63 38%
Delinquency Misdemeanor (DM)	29 17%
Civil Support (VS)	23 14%
Traffic (T)	16 10%
Criminal Misdemeanor (CM)	12 7%
Others	23 14%
Total	166 100%

Special Case Activities

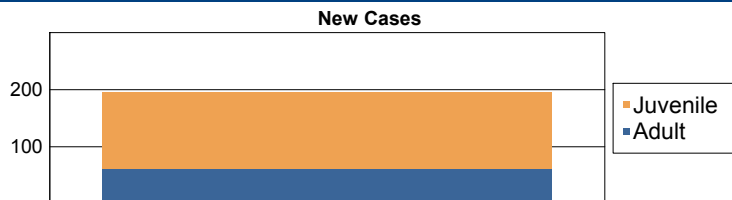
Emergency Protective Order	PE	1.0	9
Non-Case	NC	0.0	1

Commonwealth of Virginia
Caseload Statistics of the J&DR District Courts

Botetourt

November 2016

	Filing Type	Hearings Per Case	Filings	Hearings	Concluded	Clearance Rate
Adult						
Capias	CA	1.0	1	1	1	100%
Criminal Felony	CF	4.5	0	5	2	0%
Criminal Misdemeanor	CM	2.9	13	41	10	77%
Protective Order – Family Abuse	FP	1.9	5	12	7	140%
Motion - Modifv Protective Order	MP	0.0	1	1	0	0%
Remand Support	RS	1.0	13	13	13	100%
Show Cause	SC	1.6	8	17	8	100%
Civil Support	VS	1.7	19	32	23	121%
Adult Total			60	122	64	106.7%
Juvenile						
Child in Need of Services	CS	0.0	1	3	0	0%
Custody Visitation	CV	1.5	45	70	55	122%
Delinquency Felony	DF	0.0	9	11	0	0%
Delinquency Misdemeanor	DM	2.7	9	41	7	78%
Remand Custody	RC	1.0	27	27	27	100%
Remand Visitation	RV	1.0	24	24	24	100%
Status Offense	ST	1.5	4	9	2	50%
Traffic	T	2.1	16	35	20	125%
Juvenile Total			135	220	135	100.0%
Totals			195	342	199	102.1%



	Total Filings with %	
Custody Visitation (CV)	45	23%
Remand Custody (RC)	27	14%
Remand Visitation (RV)	24	12%
Civil Support (VS)	19	10%
Traffic (T)	16	8%
Others	64	33%
Total	195	100%

Special Case Activities

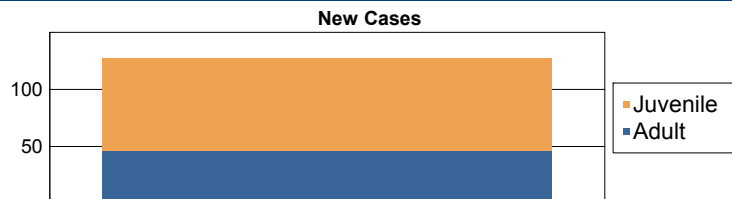
Emergency Protective Order	PE	1.1	12
----------------------------	----	-----	----

Commonwealth of Virginia
Caseload Statistics of the J&DR District Courts

Botetourt

October 2016

	Filing Type	Hearings Per Case	Filings	Hearings	Concluded	Clearance Rate
Adult						
Capias	CA	5.0	0	3	2	0%
Criminal Felonv	CF	2.3	3	7	3	100%
Criminal Misdemeanor	CM	2.1	19	49	15	79%
Protective Order – Family Abuse	FP	2.0	9	13	4	44%
Motion - Modifv Protective Order	MP	1.0	1	1	1	100%
Other	OT	1.0	1	1	1	100%
Show Cause	SC	2.9	6	49	20	333%
Civil Support	VS	3.6	7	28	16	229%
Adult Total			46	151	62	134.8%
Juvenile						
Abuse or Neglect	AN	1.0	1	1	1	100%
Child in Need of Services	CS	5.0	2	6	1	50%
Custodv Visitation	CV	1.8	25	81	40	160%
Delinquencv Felonv	DF	2.8	11	25	9	82%
Delinquencv Misdemeanor	DM	2.2	23	52	10	43%
Show Cause	SC	0.0	0	1	0	0%
Status Offense	ST	0.0	0	5	0	0%
Traffic	T	1.5	19	24	13	68%
Truancv/Runaway (Child in Need of Supervision)	TR	0.0	0	1	0	0%
Juvenile Total			81	196	74	91.4%
Totals			127	347	136	107.1%



	Total Filings with %
Custody Visitation (CV)	25 20%
Delinquency Misdemeanor (DM)	23 18%
Criminal Misdemeanor (CM)	19 15%
Traffic (T)	19 15%
Delinquency Felony (DF)	11 9%
Others	30 24%
Total	127 100%

Special Case Activities

Emergency Protective Order	PE	1.0	11
Non-Case	NC	0.0	3

Commonwealth of Virginia
Caseload Statistics of the J&DR District Courts

Botetourt

September 2016

	Filing Type	Hearings Per Case	Filings	Hearings	Concluded	Clearance Rate
Adult						
Capias	CA	2.0	0	5	1	0%
Criminal Felonv	CF	3.0	0	9	3	0%
Criminal Misdemeanor	CM	4.8	24	42	10	42%
Protective Order – Family Abuse	FP	2.3	7	18	12	171%
Motion - Modifv Protective Order	MP	2.0	0	1	1	0%
Show Cause	SC	2.8	22	54	20	91%
Restricted License - Support	SL	1.0	1	1	1	100%
Civil Support	VS	1.9	14	34	17	121%
Adult Total			68	164	65	95.6%
Juvenile						
Protective Order – Non Family Abuse	AP	1.0	2	2	2	100%
Child in Need of Services	CS	6.0	0	2	1	0%
Custodv Visitation	CV	2.0	37	71	39	105%
Delinquencv Felonv	DF	11.0	0	14	2	0%
Delinquencv Misdemeanor	DM	3.3	12	36	12	100%
Violation - Family Abuse Protective Order	PS	2.0	1	2	1	100%
Remand Visitation	RV	1.0	2	2	2	100%
Status Offense	ST	3.0	1	9	2	200%
Traffic	T	2.1	6	13	9	150%
Juvenile Total			61	151	70	114.8%
Totals			129	315	135	104.7%



	Total Filings with %
Custody Visitation (CV)	37 29%
Criminal Misdemeanor (CM)	24 19%
Show Cause (SC)	22 17%
Civil Support (VS)	14 11%
Delinquency Misdemeanor (DM)	12 9%
Others	20 16%
Total	129 100%

Special Case Activities


Emergency Protective Order	PE	1.0	18
----------------------------	----	-----	----

Commonwealth of Virginia
Caseload Statistics of the J&DR District Courts

Botetourt

August 2016

	Filing Type	Hearings Per Case	Filings	Hearings	Concluded	Clearance Rate
Adult						
Capias	CA	0.0	1	1	0	0%
Criminal Felony	CF	0.0	6	7	0	0%
Criminal Misdemeanor	CM	3.6	9	41	20	222%
Protective Order – Family Abuse	FP	2.1	9	19	8	89%
Other	OT	1.5	3	5	4	133%
Remand Support	RS	1.0	2	2	2	100%
Show Cause	SC	4.4	19	50	14	74%
Civil Support	VS	1.6	25	34	20	80%
Adult Total			74	159	68	91.9%
Juvenile						
Child in Need of Services	CS	0.0	0	2	0	0%
Custody Visitation	CV	1.7	53	87	50	94%
Delinquency Felony	DF	8.0	5	18	3	60%
Delinquency Misdemeanor	DM	3.2	8	42	14	175%
Foster Care Review	FC	1.0	1	1	1	100%
Protective Order – Family Abuse	FP	2.0	0	1	1	0%
Initial Foster Care Review	IF	1.0	1	1	1	100%
Remand Custody	RC	1.0	4	5	4	100%
Remand Visitation	RV	1.0	1	1	1	100%
Show Cause	SC	0.0	0	1	0	0%
Status Offense	ST	3.5	0	8	2	0%
Traffic	T	1.8	17	27	16	94%
Truancy/Runaway (Child in Need of Supervision)	TR	0.0	0	1	0	0%
Juvenile Total			90	195	93	103.3%
Totals			164	354	161	98.2%



	Total Filings with %
Custody Visitation (CV)	53 32%
Civil Support (VS)	25 15%
Show Cause (SC)	19 12%
Traffic (T)	17 10%
Criminal Misdemeanor (CM)	9 5%
Others	41 25%
Total	164 100%

Special Case Activities

Emergency Protective Order	PE	1.0	8
Emergency Custody Order	EC	1.0	2
Non-Case	NC	1.0	1

Commonwealth of Virginia
Caseload Statistics of the J&DR District Courts

Botetourt

July 2016

	Filing Type	Hearings Per Case	Filings	Hearings	Concluded	Clearance Rate
Adult						
Cabias	CA	0.0	2	3	0	0%
Criminal Felonv	CF	2.0	1	2	1	100%
Criminal Misdemeanor	CM	3.4	8	53	25	313%
Protective Order – Family Abuse	FP	2.0	6	13	7	117%
Motion - Modifv Protective Order	MP	1.5	2	3	2	100%
Other	OT	1.0	2	2	1	50%
Remand Support	RS	1.0	2	2	2	100%
Show Cause	SC	2.0	9	26	8	89%
Civil Support	VS	1.7	19	35	19	100%
Adult Total			51	139	65	127.5%
Juvenile						
Child in Need of Services	CS	0.0	0	1	0	0%
Custody Visitation	CV	1.7	62	108	66	106%
Delinquency Felonv	DF	7.5	2	19	13	650%
Delinquency Misdemeanor	DM	3.4	8	60	19	238%
Foster Care Review	FC	1.0	1	1	1	100%
Protective Order – Family Abuse	FP	0.0	1	1	0	0%
Remand Custody	RC	2.3	2	3	3	150%
Status Offense	ST	0.0	1	2	0	0%
Traffic	T	2.0	6	10	2	33%
Juvenile Total			83	205	104	125.3%
Totals			134	344	169	126.1%



	Total Filings with %
Custody Visitation (CV)	62 46%
Civil Support (VS)	19 14%
Show Cause (SC)	9 7%
Criminal Misdemeanor (CM)	8 6%
Delinquency Misdemeanor (DM)	8 6%
Others	28 21%
Total	134 100%

Special Case Activities

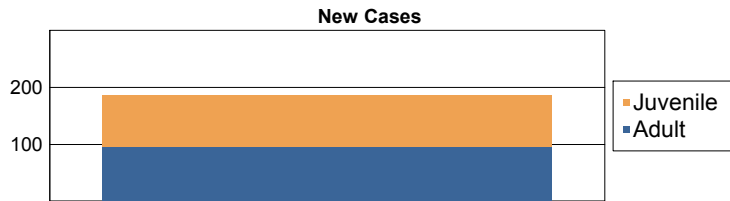
Emergency Protective Order	PE	1.0	6
----------------------------	----	-----	---

Commonwealth of Virginia
Caseload Statistics of the J&DR District Courts

Botetourt

June 2016

	Filing Type	Hearings Per Case	Filings	Hearings	Concluded	Clearance Rate
Adult						
Capias	CA	2.7	2	3	3	150%
Criminal Felonv	CF	4.0	3	4	1	33%
Criminal Misdemeanor	CM	5.3	19	50	14	74%
Protective Order – Family Abuse	FP	2.0	7	17	8	114%
Motion - Modifv Protective Order	MP	2.5	0	2	2	0%
Other	OT	1.0	1	1	1	100%
Remand Support	RS	1.0	6	6	6	100%
Show Cause	SC	2.9	26	50	18	69%
Civil Support	VS	1.6	31	49	28	90%
Adult Total			95	182	81	85.3%
Juvenile						
Child in Need of Services	CS	2.5	1	7	2	200%
Custody Visitation	CV	1.6	70	109	57	81%
Delinquency Felonv	DF	9.0	0	9	1	0%
Delinquency Misdemeanor	DM	5.3	5	24	11	220%
Remand Custody	RC	1.0	11	11	10	91%
Show Cause	SC	1.7	1	3	3	300%
Status Offense	ST	5.0	1	4	1	100%
Traffic	T	2.0	2	12	6	300%
Juvenile Total			91	179	91	100.0%
Totals			186	361	172	92.5%



	Total Filings with %	
Custody Visitation (CV)	70	38%
Civil Support (VS)	31	17%
Show Cause (SC)	27	15%
Criminal Misdemeanor (CM)	19	10%
Remand Custody (RC)	11	6%
Others	28	15%
Total	186	100%

Special Case Activities

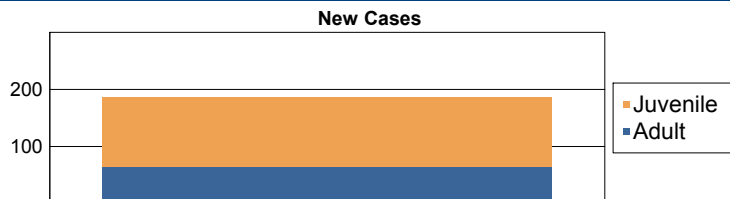
Emergency Protective Order	PE	1.1	17
----------------------------	----	-----	----

Commonwealth of Virginia
Caseload Statistics of the J&DR District Courts

Botetourt

May 2016

	Filing Type	Hearings Per Case	Filings	Hearings	Concluded	Clearance Rate
Adult						
Capias	CA	0.0	0	3	0	0%
Criminal Felony	CF	2.0	0	2	1	0%
Criminal Misdemeanor	CM	4.4	12	58	8	67%
Protective Order – Family Abuse	FP	2.0	8	12	3	38%
Motion - Modifv Protective Order	MP	0.0	1	2	0	0%
Other	OT	1.0	3	3	2	67%
Show Cause	SC	3.3	18	37	11	61%
Civil Support	VS	1.3	22	34	15	68%
Adult Total			64	151	40	62.5%
Juvenile						
Child in Need of Services	CS	0.0	0	2	0	0%
Custody Visitation	CV	1.5	55	89	46	84%
Delinquency Felony	DF	0.0	6	16	0	0%
Delinquency Misdemeanor	DM	2.0	39	65	7	18%
Entrustment Agreement	ET	1.0	1	1	1	100%
Remand Custody	RC	0.0	0	1	0	0%
Show Cause	SC	0.0	1	1	0	0%
Status Offense	ST	1.0	6	11	1	17%
Traffic	T	1.8	14	25	10	71%
Juvenile Total			122	211	65	53.3%
Totals			186	362	105	56.5%



	Total Filings with %
Custody Visitation (CV)	55 30%
Delinquency Misdemeanor (DM)	39 21%
Civil Support (VS)	22 12%
Show Cause (SC)	19 10%
Traffic (T)	14 8%
Others	37 20%
Total	186 100%

Special Case Activities

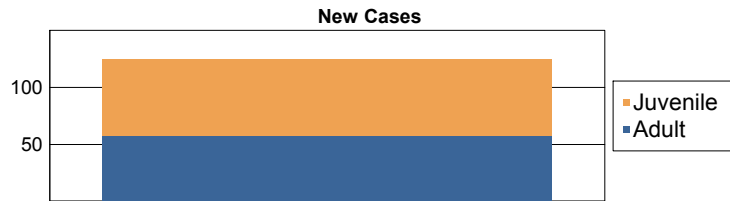
Emergency Protective Order	PE	1.0	11
----------------------------	----	-----	----

Commonwealth of Virginia
Caseload Statistics of the J&DR District Courts

Botetourt

April 2016

	Filing Type	Hearings Per Case	Filings	Hearings	Concluded	Clearance Rate
Adult						
Capias	CA	0.0	0	3	0	0%
Criminal Felonv	CF	3.0	0	2	1	0%
Criminal Misdemeanor	CM	3.6	30	50	8	27%
Protective Order – Family Abuse	FP	2.0	4	10	6	150%
Motion - Modifv Protective Order	MP	1.0	2	2	1	50%
Show Cause	SC	1.2	9	15	5	56%
Restricted License - Support	SL	1.0	1	1	1	100%
Civil Support	VS	1.3	12	21	12	100%
Adult Total			58	104	34	58.6%
Juvenile						
Protective Order – Non Family Abuse	AP	2.0	3	6	3	100%
Child in Need of Services	CS	0.0	0	3	0	0%
Custodv Visitation	CV	1.6	38	69	34	89%
Delinquencv Felonv	DF	4.0	1	13	1	100%
Delinquencv Misdemeanor	DM	3.0	11	28	7	64%
Paternity	PT	3.0	0	1	1	0%
Remand Custodv	RC	1.0	3	4	3	100%
Status Offense	ST	1.0	4	6	1	25%
Traffic	T	1.6	7	10	7	100%
Juvenile Total			67	140	57	85.1%
Totals			125	244	91	72.8%



	Total Filings with %
Custody Visitation (CV)	38 30%
Criminal Misdemeanor (CM)	30 24%
Civil Support (VS)	12 10%
Delinquency Misdemeanor (DM)	11 9%
Show Cause (SC)	9 7%
Others	25 20%
Total	125 100%

Special Case Activities

Emergency Protective Order	PE	1.0	11
----------------------------	----	-----	----

Commonwealth of Virginia
Caseload Statistics of the J&DR District Courts

Botetourt

March 2016

	Filing Type	Hearings Per Case	Filings	Hearings	Concluded	Clearance Rate
Adult						
Protective Order - Non Family Abuse	AP	2.0	0	1	1	0%
Capias	CA	0.0	0	2	0	0%
Criminal Felony	CF	2.8	4	15	10	250%
Criminal Misdemeanor	CM	3.3	10	44	12	120%
Protective Order – Family Abuse	FP	2.0	5	9	5	100%
Remand Support	RS	1.0	1	1	1	100%
Show Cause	SC	2.9	15	32	15	100%
Restricted License - Support	SL	1.0	1	1	1	100%
Civil Support	VS	2.0	12	31	19	158%
Adult Total			48	136	64	133.3%
Juvenile						
Child in Need of Services	CS	10.5	0	5	2	0%
Custody Visitation	CV	2.1	31	98	68	219%
Delinquency Felony	DF	0.0	2	13	0	0%
Delinquency Misdemeanor	DM	2.7	14	50	10	71%
Initial Foster Care Review	IF	1.0	1	1	1	100%
Paternity	PT	3.0	0	2	2	0%
Remand Custody	RC	1.0	2	3	1	50%
Show Cause	SC	2.8	3	5	4	133%
Status Offense	ST	1.0	1	4	1	100%
Traffic	T	1.6	17	22	14	82%
Juvenile Total			71	203	103	145.1%
Totals			119	339	167	140.3%



	Total Filings with %
Custody Visitation (CV)	31 26%
Show Cause (SC)	18 15%
Traffic (T)	17 14%
Delinquency Misdemeanor (DM)	14 12%
Civil Support (VS)	12 10%
Others	27 23%
Total	119 100%

Special Case Activities

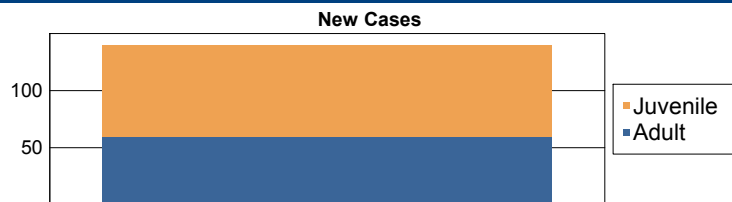
Emergency Protective Order	PE	1.0	5
----------------------------	----	-----	---

Commonwealth of Virginia
Caseload Statistics of the J&DR District Courts

Botetourt

February 2016

	Filing Type	Hearings Per Case	Filings	Hearings	Concluded	Clearance Rate
Adult						
Protective Order - Non Family Abuse	AP	2.0	2	3	1	50%
Capias	CA	0.0	2	3	0	0%
Criminal Felony	CF	2.7	7	17	3	43%
Criminal Misdemeanor	CM	3.1	6	45	8	133%
Protective Order – Family Abuse	FP	1.8	6	10	5	83%
Motion - Modify Protective Order	MP	1.0	2	2	2	100%
Remand Support	RS	1.0	1	1	1	100%
Show Cause	SC	2.3	13	43	17	131%
Civil Support	VS	2.3	21	32	16	76%
Adult Total			60	156	53	88.3%
Juvenile						
Protective Order – Non Family Abuse	AP	3.0	2	6	2	100%
Child in Need of Services	CS	0.0	0	4	0	0%
Custody Visitation	CV	2.1	50	92	48	96%
Delinquency Felony	DF	6.0	2	15	7	350%
Delinquency Misdemeanor	DM	5.1	12	40	18	150%
Paternity	PT	0.0	0	2	0	0%
Remand Custody	RC	1.0	5	5	5	100%
Show Cause	SC	0.0	0	1	0	0%
Status Offense	ST	0.0	0	4	0	0%
Traffic	T	2.4	9	12	11	122%
Truancy/Runaway (Child in Need of Supervision)	TR	6.0	0	2	1	0%
Juvenile Total			80	183	92	115.0%
Totals			140	339	145	103.6%



	Total Filings with %
Custody Visitation (CV)	50 36%
Civil Support (VS)	21 15%
Show Cause (SC)	13 9%
Delinquency Misdemeanor (DM)	12 9%
Traffic (T)	9 6%
Others	35 25%
Total	140 100%

Special Case Activities

Emergency Protective Order	PE	1.0	9
Emergency Custody Order	EC	2.0	0

Commonwealth of Virginia
Caseload Statistics of the J&DR District Courts

Botetourt

January 2016

	Filing Type	Hearings Per Case	Filings	Hearings	Concluded	Clearance Rate
Adult						
Capias	CA	3.0	0	3	1	0%
Criminal Felony	CF	3.3	3	8	3	100%
Criminal Misdemeanor	CM	2.7	11	52	17	155%
Protective Order – Family Abuse	FP	2.0	4	7	2	50%
Motion - Modifv Protective Order	MP	1.0	1	1	1	100%
Show Cause	SC	1.9	8	28	8	100%
Restricted License - Support	SL	1.0	1	1	1	100%
Civil Support	VS	2.0	26	49	31	119%
Adult Total			54	149	64	118.5%
Juvenile						
Child in Need of Services	CS	0.0	0	6	0	0%
Custody Visitation	CV	2.7	40	88	48	120%
Delinquency Felony	DF	7.7	2	14	3	150%
Delinquency Misdemeanor	DM	3.9	8	39	15	188%
Paternity	PT	0.0	0	1	0	0%
Remand Custody	RC	1.0	1	1	1	100%
Show Cause	SC	0.0	0	1	0	0%
Status Offense	ST	0.0	2	4	0	0%
Traffic	T	2.0	5	12	5	100%
Truancy/Runaway (Child in Need of Supervision)	TR	0.0	0	1	0	0%
Juvenile Total			58	167	72	124.1%
Totals			112	316	136	121.4%

New Cases



	Total Filings with %
Custody Visitation (CV)	40 36%
Civil Support (VS)	26 23%
Criminal Misdemeanor (CM)	11 10%
Delinquency Misdemeanor (DM)	8 7%
Show Cause (SC)	8 7%
Others	19 17%
Total	112 100%

Special Case Activities

Emergency Protective Order	PE	1.0	7
Emergency Custody Order	EC	0.0	2

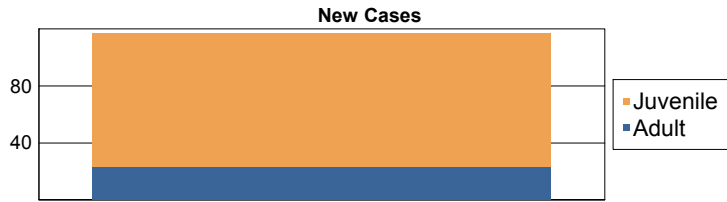
Commonwealth of Virginia
Caseload Statistics of the J&DR District Courts

Bristol

December 2016

	Filing Type	Hearings Per Case	Filings	Hearings	Concluded	Clearance Rate
Adult						
Capias	CA	2.5	3	9	6	200%
Criminal Felonv	CF	0.0	4	9	0	0%
Criminal Misdemeanor	CM	2.9	4	14	8	200%
Protective Order – Family Abuse	FP	3.0	4	9	3	75%
Show Cause	SC	4.5	7	48	26	371%
Civil Support	VS	2.0	1	4	3	300%
Adult Total			23	93	46	200.0%
Juvenile						
Abuse or Neglect	AN	4.0	1	10	3	300%
Relief of Custody	CR	1.0	1	1	1	100%
Custody Visitation	CV	2.1	37	93	38	103%
Delinquency Felonv	DF	0.0	1	9	0	0%
Delinquency Misdemeanor	DM	1.9	42	53	9	21%
Initial Foster Care Review	IF	1.0	3	3	3	100%
Paternity	PT	3.5	1	3	2	200%
Status Offense	ST	1.8	1	4	4	400%
Traffic	T	3.0	7	13	2	29%
Juvenile Total			94	189	62	66.0%

Totals			117	282	108	92.3%
---------------	--	--	------------	------------	------------	--------------



	Total Filings with %	
Delinquency Misdemeanor (DM)	42	36%
Custody Visitation (CV)	37	32%
Show Cause (SC)	7	6%
Traffic (T)	7	6%
Criminal Felony (CF)	4	3%
Others	20	17%
Total	117	100%

Special Case Activities

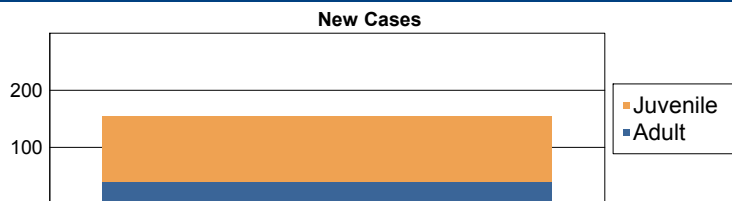
Emergency Protective Order	PE	1.0	8
----------------------------	----	-----	---

Commonwealth of Virginia
Caseload Statistics of the J&DR District Courts

Bristol

November 2016

	Filing Type	Hearings Per Case	Filings	Hearings	Concluded	Clearance Rate
Adult						
Protective Order - Non Family Abuse	AP	1.0	1	1	1	100%
Capias	CA	2.4	1	7	5	500%
Criminal Felony	CF	3.4	3	13	5	167%
Criminal Misdemeanor	CM	2.7	5	23	12	240%
Protective Order – Family Abuse	FP	3.2	2	10	5	250%
Motion - Modify Protective Order	MP	1.0	1	1	1	100%
Remand Support	RS	1.0	2	2	2	100%
Show Cause	SC	3.9	9	25	10	111%
Civil Support	VS	1.5	15	23	12	80%
Adult Total			39	105	53	135.9%
Juvenile						
Abuse or Neglect	AN	2.0	4	9	2	50%
Relief of Custody	CR	1.0	2	2	2	100%
Custody Visitation	CV	2.0	46	108	45	98%
Delinquency Felony	DF	4.0	0	7	1	0%
Delinquency Misdemeanor	DM	6.1	10	25	7	70%
Entrustment Agreement	ET	1.0	2	2	2	100%
Foster Care Review	FC	1.0	5	5	5	100%
Initial Foster Care Review	IF	1.0	2	2	2	100%
Permanency Planning	PH	1.0	3	3	3	100%
Paternity	PT	0.0	0	1	0	0%
Remand Custody	RC	1.0	5	5	5	100%
Remand Visitation	RV	1.0	5	5	5	100%
Status Offense	ST	1.3	20	26	19	95%
Traffic	T	1.0	9	12	5	56%
Termination of Parental Rights	TP	2.0	0	2	2	0%
Truancy/Runaway (Child in Need of Supervision)	TR	2.0	2	5	3	150%
Juvenile Total			115	219	108	93.9%
Totals			154	324	161	104.5%



	Total Filings with %
Custody Visitation (CV)	46 30%
Status Offense (ST)	20 13%
Civil Support (VS)	15 10%
Delinquency Misdemeanor (DM)	10 6%
Show Cause (SC)	9 6%
Others	54 35%
Total	154 100%

Special Case Activities

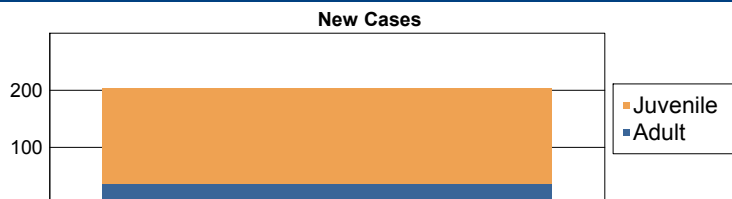
Emergency Protective Order	PE	1.0	4
----------------------------	----	-----	---

Commonwealth of Virginia
Caseload Statistics of the J&DR District Courts

Bristol

October 2016

	Filing Type	Hearings Per Case	Filings	Hearings	Concluded	Clearance Rate
Adult						
Protective Order - Non Family Abuse	AP	3.0	0	1	1	0%
Capias	CA	1.5	7	11	6	86%
Criminal Felony	CF	2.9	5	29	8	160%
Criminal Misdemeanor	CM	2.8	4	28	8	200%
Protective Order – Family Abuse	FP	3.8	2	11	4	200%
Remand Support	RS	1.0	1	1	1	100%
Show Cause	SC	4.0	11	35	8	73%
Civil Support	VS	1.8	6	13	10	167%
Adult Total			36	129	46	127.8%
Juvenile						
Abuse or Neglect	AN	4.0	3	5	2	67%
Relief of Custody	CR	1.0	1	1	1	100%
Custody Visitation	CV	1.7	116	198	87	75%
Delinquency Felony	DF	5.4	1	8	5	500%
Delinquency Misdemeanor	DM	3.6	12	41	22	183%
Emancipation	EP	1.0	1	1	1	100%
Foster Care Review	FC	1.0	7	7	7	100%
Initial Foster Care Review	IF	1.0	3	3	3	100%
Permanency Planning	PH	1.0	4	4	4	100%
Paternity	PT	0.0	1	2	0	0%
Remand Custody	RC	1.0	2	2	2	100%
Remand Visitation	RV	1.0	2	2	2	100%
Status Offense	ST	3.0	3	4	1	33%
Traffic	T	1.8	7	17	10	143%
Termination of Parental Rights	TP	0.0	3	3	0	0%
Truancy/Runaway (Child in Need of Supervision)	TR	2.3	1	4	3	300%
	VA	0.0	0	2	0	0%
Juvenile Total			167	304	150	89.8%
Totals			203	433	196	96.6%



	Total Filings with %
Custody Visitation (CV)	116 57%
Delinquency Misdemeanor (DM)	12 6%
Show Cause (SC)	11 5%
Capias (CA)	7 3%
Foster Care Review (FC)	7 3%
Others	50 25%
Total	203 100%

Special Case Activities

Emergency Protective Order	PE	1.0	5
----------------------------	----	-----	---

Commonwealth of Virginia
Caseload Statistics of the J&DR District Courts

Bristol

September 2016

	Filing Type	Hearings Per Case	Filings	Hearings	Concluded	Clearance Rate
Adult						
Capias	CA	2.0	7	14	8	114%
Criminal Felony	CF	4.0	9	29	2	22%
Criminal Misdemeanor	CM	3.2	10	25	9	90%
Protective Order – Family Abuse	FP	2.5	4	15	4	100%
Motion - Modifv Protective Order	MP	1.0	2	2	2	100%
Show Cause	SC	7.3	4	31	11	275%
Civil Support	VS	1.8	3	9	6	200%
Adult Total			39	125	42	107.7%
Juvenile						
Abuse or Neglect	AN	0.0	0	2	0	0%
Relief of Custody	CR	2.0	1	3	2	200%
Custody Visitation	CV	2.4	41	96	51	124%
Delinquency Felony	DF	0.0	0	8	0	0%
Delinquency Misdemeanor	DM	4.0	4	15	1	25%
Foster Care Review	FC	1.3	3	4	3	100%
Motion - Modifv Protective Order	MP	1.5	1	2	2	200%
Permanency Planning	PH	1.0	3	3	3	100%
Remand Custody	RC	1.0	4	4	4	100%
Remand Visitation	RV	1.0	4	4	4	100%
Status Offense	ST	1.0	2	2	2	100%
Traffic	T	1.6	8	11	5	63%
Termination of Parental Rights	TP	0.0	2	2	0	0%
Truancy/Runaway (Child in Need of Supervision)	TR	0.0	2	2	0	0%
	VA	0.0	2	2	0	0%
Juvenile Total			77	160	77	100.0%

Totals			116	285	119	102.6%
---------------	--	--	------------	------------	------------	---------------



	Total Filings with %	
Custody Visitation (CV)	41	35%
Criminal Misdemeanor (CM)	10	9%
Criminal Felony (CF)	9	8%
Traffic (T)	8	7%
Capias (CA)	7	6%
Others	41	35%
Total	116	100%

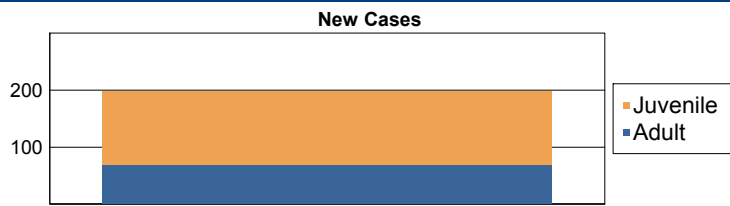
Special Case Activities

Emergency Custody Order	EC	1.0	1
Emergency Protective Order	PE	1.0	5

Commonwealth of Virginia
Caseload Statistics of the J&DR District Courts
August 2016

Bristol

	Filing Type	Hearings Per Case	Filings	Hearings	Concluded	Clearance Rate
Adult						
Capias	CA	1.2	8	14	5	63%
Criminal Felony	CF	3.0	15	29	5	33%
Criminal Misdemeanor	CM	3.6	13	40	14	108%
Protective Order – Family Abuse	FP	2.1	11	28	11	100%
Motion - Modifv Protective Order	MP	1.0	1	1	1	100%
Show Cause	SC	2.6	10	50	19	190%
Civil Support	VS	1.5	10	17	11	110%
Adult Total			68	179	66	97.1%
Juvenile						
Abuse or Neglect	AN	0.0	2	4	0	0%
Relief of Custody	CR	0.0	1	1	0	0%
Custody Visitation	CV	1.8	83	134	61	73%
Delinquency Felony	DF	2.0	7	19	1	14%
Delinquency Misdemeanor	DM	2.1	14	38	14	100%
Foster Care Review	FC	1.7	3	5	3	100%
Permanency Planning	PH	1.0	4	4	4	100%
Paternity	PT	4.0	0	2	1	0%
Status Offense	ST	1.3	8	13	12	150%
Traffic	T	1.6	8	18	12	150%
Truancy/Runaway (Child in Need of Supervision)	TR	0.0	0	1	0	0%
Juvenile Total			130	239	108	83.1%
Totals			198	418	174	87.9%



	Total Filings with %
Custody Visitation (CV)	83 42%
Criminal Felony (CF)	15 8%
Delinquency Misdemeanor (DM)	14 7%
Criminal Misdemeanor (CM)	13 7%
Protective Order – Family Abuse (FP)	11 6%
Others	62 31%
Total	198 100%

Special Case Activities
 Emergency Protective Order

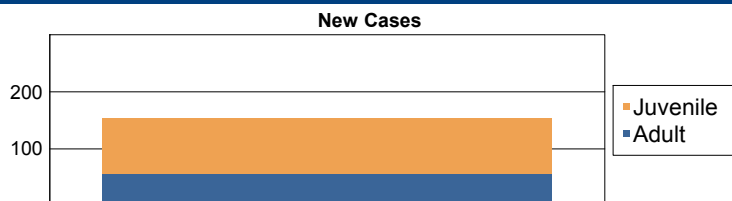
PE	1.0	17
----	-----	----

Commonwealth of Virginia
Caseload Statistics of the J&DR District Courts

Bristol

July 2016

	Filing Type	Hearings Per Case	Filings	Hearings	Concluded	Clearance Rate
Adult						
Protective Order - Non Family Abuse	AP	0.0	0	1	0	0%
Capias	CA	1.5	7	10	6	86%
Criminal Felony	CF	3.0	4	13	2	50%
Criminal Misdemeanor	CM	2.5	10	34	21	210%
Protective Order – Family Abuse	FP	1.7	11	14	6	55%
Motion - Modify Protective Order	MP	1.0	1	1	1	100%
Other	OT	1.0	1	1	1	100%
Show Cause	SC	2.9	11	79	33	300%
Civil Support	VS	1.9	11	18	8	73%
Adult Total			56	171	78	139.3%
Juvenile						
Custody Visitation	CV	3.1	36	106	46	128%
Delinquency Felony	DF	0.0	2	12	0	0%
Delinquency Misdemeanor	DM	3.0	11	28	8	73%
Entrustment Agreement	ET	1.0	1	1	1	100%
Initial Foster Care Review	IF	1.0	1	1	1	100%
Motion - Modify Protective Order	MP	0.0	1	1	0	0%
Permanency Planning	PH	1.0	7	7	7	100%
Paternity	PT	3.0	1	2	1	100%
Remand Custody	RC	1.0	1	1	1	100%
Remand Visitation	RV	1.0	1	1	1	100%
Status Offense	ST	1.0	23	22	21	91%
Traffic	T	2.0	11	22	8	73%
Termination of Parental Rights	TP	3.0	0	4	4	0%
Truancy/Runaway (Child in Need of Supervision)	TR	5.0	1	2	1	100%
Juvenile Total			97	210	100	103.1%
Totals			153	381	178	116.3%



	Total Filings with %
Custody Visitation (CV)	36 24%
Status Offense (ST)	23 15%
Civil Support (VS)	11 7%
Delinquency Misdemeanor (DM)	11 7%
Protective Order – Family Abuse (FP)	11 7%
Others	61 40%
Total	153 100%

Special Case Activities

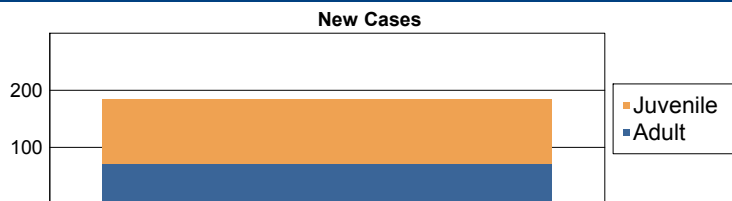
Emergency Protective Order	PE	1.0	9
----------------------------	----	-----	---

Commonwealth of Virginia
Caseload Statistics of the J&DR District Courts

Bristol

June 2016

	Filing Type	Hearings Per Case	Filings	Hearings	Concluded	Clearance Rate
Adult						
Protective Order - Non Family Abuse	AP	0.0	1	1	0	0%
Capias	CA	1.8	4	8	6	150%
Criminal Felony	CF	3.1	8	20	9	113%
Criminal Misdemeanor	CM	3.3	20	74	25	125%
Protective Order – Family Abuse	FP	2.0	6	14	6	100%
Motion - Modify Protective Order	MP	1.0	1	1	1	100%
Remand Support	RS	1.0	2	2	2	100%
Show Cause	SC	4.4	14	49	16	114%
Civil Support	VS	1.6	15	23	11	73%
Adult Total			71	192	76	107.0%
Juvenile						
Abuse or Neglect	AN	4.0	0	1	1	0%
Capias	CA	0.0	0	1	0	0%
Relief of Custody	CR	1.1	8	9	7	88%
Custody Visitation	CV	2.4	54	175	90	167%
Delinquency Felony	DF	2.6	1	9	5	500%
Delinquency Misdemeanor	DM	3.7	4	32	14	350%
Foster Care Review	FC	2.5	1	2	2	200%
Initial Foster Care Review	IF	1.0	1	1	1	100%
Permanency Planning	PH	1.5	4	6	4	100%
Paternity	PT	0.0	0	1	0	0%
Remand Custody	RC	1.0	6	6	6	100%
Remand Visitation	RV	1.0	6	6	6	100%
Status Offense	ST	1.9	16	20	20	125%
Traffic	T	1.4	10	14	9	90%
Termination of Parental Rights	TP	0.0	2	4	0	0%
Truancy/Runaway (Child in Need of Supervision)	TR	6.0	0	1	1	0%
Juvenile Total			113	288	166	146.9%
Totals			184	480	242	131.5%



	Total Filings with %
Custody Visitation (CV)	54 29%
Criminal Misdemeanor (CM)	20 11%
Status Offense (ST)	16 9%
Civil Support (VS)	15 8%
Show Cause (SC)	14 8%
Others	65 35%
Total	184 100%

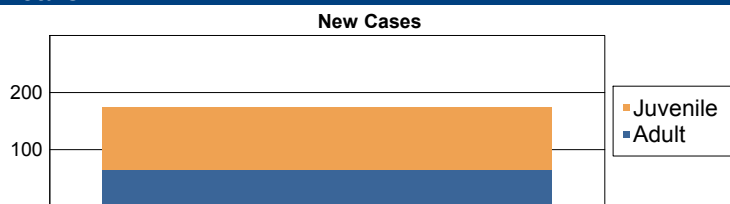
Special Case Activities

Emergency Protective Order	PE	1.0	9
----------------------------	----	-----	---

Commonwealth of Virginia
Caseload Statistics of the J&DR District Courts
 May 2016

Bristol

	Filing Type	Hearings Per Case	Filings	Hearings	Concluded	Clearance Rate
Adult						
Capias	CA	2.0	3	4	1	33%
Criminal Felonv	CF	2.8	4	12	4	100%
Criminal Misdemeanor	CM	3.4	18	47	10	56%
Protective Order – Family Abuse	FP	2.8	3	14	9	300%
Motion - Modifv Protective Order	MP	1.0	1	1	1	100%
Remand Support	RS	1.0	1	1	1	100%
Show Cause	SC	2.9	25	64	9	36%
Restricted License - Support	SL	1.0	1	1	1	100%
Civil Support	VS	1.2	10	11	6	60%
Adult Total			66	155	42	63.6%
Juvenile						
Abuse or Neglect	AN	0.0	0	1	0	0%
Capias	CA	0.0	1	1	0	0%
Custody Visitation	CV	1.9	63	107	50	79%
Delinquency Felonv	DF	6.0	0	17	3	0%
Delinquency Misdemeanor	DM	1.4	7	30	5	71%
Foster Care Review	FC	1.0	1	1	1	100%
Motion - Modifv Protective Order	MP	1.0	3	3	3	100%
Permanency Planning	PH	1.3	4	5	4	100%
Paternity	PT	0.0	0	1	0	0%
Remand Custody	RC	1.0	3	3	3	100%
Remand Visitation	RV	1.0	3	3	3	100%
Status Offense	ST	1.1	17	21	18	106%
Traffic	T	2.0	5	14	10	200%
Termination of Parental Rights	TP	3.0	2	5	1	50%
Truancy/Runaway (Child in Need of Supervision)	TR	0.0	0	4	0	0%
Juvenile Total			109	216	101	92.7%
Totals			175	371	143	81.7%



	Total Filings with %
Custody Visitation (CV)	63 36%
Show Cause (SC)	25 14%
Criminal Misdemeanor (CM)	18 10%
Status Offense (ST)	17 10%
Civil Support (VS)	10 6%
Others	42 24%
Total	175 100%

Special Case Activities

Emergency Protective Order	PE	1.0	6
Temporary Detention Order	TD	1.0	2

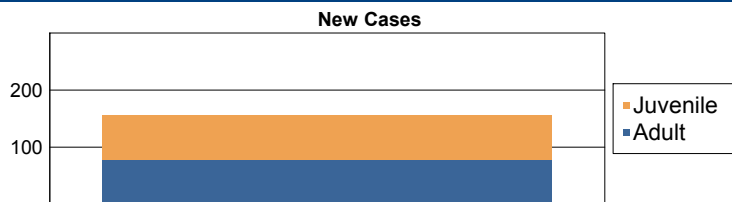
**Commonwealth of Virginia
Caseload Statistics of the J&DR District Courts**

Bristol

April 2016

	Filing Type	Hearings Per Case	Filings	Hearings	Concluded	Clearance Rate
Adult						
Capias	CA	1.0	2	3	2	100%
Criminal Felonv	CF	2.1	5	25	14	280%
Criminal Misdemeanor	CM	2.5	23	49	15	65%
Protective Order – Family Abuse	FP	2.0	7	15	5	71%
Motion - Modifv Protective Order	MP	1.0	2	2	2	100%
Show Cause	SC	2.0	27	54	20	74%
Civil Support	VS	1.5	12	20	15	125%
Adult Total			78	168	73	93.6%
Juvenile						
Abuse or Neglect	AN	0.0	1	2	0	0%
Relief of Custody	CR	3.0	0	1	1	0%
Child in Need of Services	CS	2.0	0	1	1	0%
Custody Visitation	CV	2.2	40	111	58	145%
Delinquency Felonv	DF	0.0	0	1	0	0%
Delinquency Misdemeanor	DM	1.8	13	25	13	100%
Foster Care Review	FC	1.0	2	3	2	100%
Permanency Planning	PH	1.0	2	2	2	100%
Paternity	PT	0.0	0	1	0	0%
Remand Custody	RC	1.0	5	5	5	100%
Remand Visitation	RV	1.0	4	4	4	100%
Status Offense	ST	1.0	2	5	1	50%
Traffic	T	1.1	8	10	7	88%
Termination of Parental Rights	TP	4.0	0	3	2	0%
Truancy/Runaway (Child in Need of Supervision)	TR	0.0	1	1	0	0%
Juvenile Total			78	175	96	123.1%

Totals			156	343	169	108.3%
---------------	--	--	------------	------------	------------	---------------



	Total Filings with %
Custody Visitation (CV)	40 26%
Show Cause (SC)	27 17%
Criminal Misdemeanor (CM)	23 15%
Delinquency Misdemeanor (DM)	13 8%
Civil Support (VS)	12 8%
Others	41 26%
Total	156 100%

Special Case Activities


Emergency Protective Order	PE	1.0	8
----------------------------	----	-----	---

Commonwealth of Virginia
Caseload Statistics of the J&DR District Courts

Bristol

March 2016

	Filing Type	Hearings Per Case	Filings	Hearings	Concluded	Clearance Rate
Adult						
Capias	CA	1.4	3	6	5	167%
Criminal Felony	CF	3.3	18	33	10	56%
Criminal Misdemeanor	CM	4.6	16	50	17	106%
Protective Order – Family Abuse	FP	2.7	6	13	3	50%
Show Cause	SC	2.1	33	71	19	58%
Civil Support	VS	1.4	12	18	13	108%
Adult Total			88	191	67	76.1%
Juvenile						
Relief of Custody	CR	1.0	2	3	2	100%
Child in Need of Services	CS	0.0	1	1	0	0%
Custody Visitation	CV	2.5	57	116	38	67%
Delinquency Felony	DF	0.0	0	9	0	0%
Delinquency Misdemeanor	DM	2.1	12	23	12	100%
Foster Care Review	FC	1.0	4	5	4	100%
Motion - Modify Protective Order	MP	1.0	2	2	2	100%
Permanency Planning	PH	1.1	7	8	8	114%
Paternity	PT	0.0	2	2	0	0%
Remand Custody	RC	1.0	2	2	2	100%
Remand Visitation	RV	1.0	2	2	2	100%
Status Offense	ST	1.5	1	8	2	200%
Traffic	T	1.4	9	13	9	100%
Truancy/Runaway (Child in Need of Supervision)	TR	0.0	0	2	0	0%
Juvenile Total			101	196	81	80.2%
Totals			189	387	148	78.3%



	Total Filings with %
Custody Visitation (CV)	57 30%
Show Cause (SC)	33 17%
Criminal Felony (CF)	18 10%
Criminal Misdemeanor (CM)	16 8%
Civil Support (VS)	12 6%
Others	53 28%
Total	189 100%

Special Case Activities

Emergency Protective Order	PE	1.0	14
----------------------------	----	-----	----

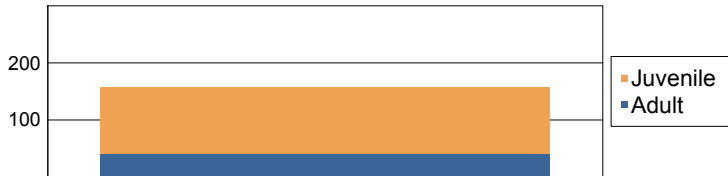
Commonwealth of Virginia
Caseload Statistics of the J&DR District Courts

Bristol

February 2016

	Filing Type	Hearings Per Case	Filings	Hearings	Concluded	Clearance Rate
Adult						
Cabias	CA	0.0	2	2	0	0%
Criminal Felonv	CF	2.4	6	15	10	167%
Criminal Misdemeanor	CM	3.1	9	37	20	222%
Protective Order – Family Abuse	FP	2.0	7	13	7	100%
Show Cause	SC	2.5	10	48	15	150%
Civil Support	VS	1.2	7	11	5	71%
Adult Total			41	126	57	139.0%
Juvenile						
Protective Order – Non Familv Abuse	AP	5.0	0	1	1	0%
Relief of Custodv	CR	0.0	1	1	0	0%
Custodv Visitation	CV	1.6	50	89	31	62%
Delinquencv Felonv	DF	3.0	4	12	2	50%
Delinquencv Misdemeanor	DM	2.6	13	40	15	115%
Entrustment Aareement	ET	1.0	4	4	4	100%
Foster Care Review	FC	1.0	6	6	5	83%
Permanencv Planning	PH	1.0	4	4	3	75%
Remand Custodv	RC	1.0	3	3	3	100%
Remand Visitation	RV	1.0	3	3	3	100%
Status Offense	ST	1.1	18	20	14	78%
Traffic	T	1.0	11	12	4	36%
Termination of Parental Rihts	TP	2.8	0	10	10	0%
Juvenile Total			117	205	95	81.2%
Totals			158	331	152	96.2%

New Cases



	Total Filings with %
Custody Visitation (CV)	50 32%
Status Offense (ST)	18 11%
Delinquency Misdemeanor (DM)	13 8%
Traffic (T)	11 7%
Show Cause (SC)	10 6%
Others	56 35%
Total	158 100%

Special Case Activities


Emergency Protective Order	PE	1.0	10
----------------------------	----	-----	----

Commonwealth of Virginia
Caseload Statistics of the J&DR District Courts

Bristol

January 2016

	Filing Type	Hearings Per Case	Filings	Hearings	Concluded	Clearance Rate
Adult						
Capias	CA	1.3	4	5	4	100%
Criminal Felony	CF	2.0	9	20	5	56%
Criminal Misdemeanor	CM	2.9	13	46	13	100%
Protective Order – Family Abuse	FP	2.5	6	14	4	67%
Show Cause	SC	2.1	21	45	11	52%
Civil Support	VS	1.2	10	13	5	50%
Adult Total			63	143	42	66.7%
Juvenile						
Abuse or Neglect	AN	4.0	0	1	1	0%
Protective Order – Non Family Abuse	AP	2.0	2	5	2	100%
Custody Visitation	CV	2.0	41	103	59	144%
Delinquency Felony	DF	4.0	0	22	6	0%
Delinquency Misdemeanor	DM	2.9	18	51	20	111%
Foster Care Review	FC	1.0	6	6	6	100%
Initial Foster Care Review	IF	1.0	1	1	1	100%
Permanency Planning	PH	1.0	2	2	2	100%
Paternity	PT	2.0	0	2	2	0%
Remand Custody	RC	1.0	2	2	2	100%
Remand Visitation	RV	1.0	2	2	2	100%
Status Offense	ST	2.1	6	13	12	200%
Traffic	T	1.4	14	18	18	129%
Termination of Parental Rights	TP	2.0	1	13	6	600%
Juvenile Total			95	241	139	146.3%
Totals			158	384	181	114.6%



	Total Filings with %
Custody Visitation (CV)	41 26%
Show Cause (SC)	21 13%
Delinquency Misdemeanor (DM)	18 11%
Traffic (T)	14 9%
Criminal Misdemeanor (CM)	13 8%
Others	51 32%
Total	158 100%

Special Case Activities

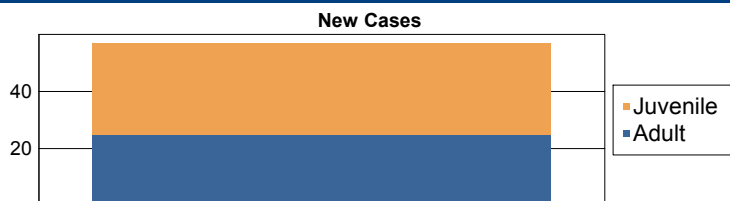
Emergency Protective Order	PE	1.0	14
----------------------------	----	-----	----

**Commonwealth of Virginia
Caseload Statistics of the J&DR District Courts**

Brunswick

December 2016

	Filing Type	Hearings Per Case	Filings	Hearings	Concluded	Clearance Rate
Adult						
Capias	CA	2.8	3	12	5	167%
Criminal Felony	CF	5.3	0	7	4	0%
Criminal Misdemeanor	CM	2.7	7	19	12	171%
Protective Order – Family Abuse	FP	2.0	1	3	1	100%
Other	OT	1.0	4	4	4	100%
Show Cause	SC	3.7	2	45	19	950%
Civil Support	VS	2.7	8	20	13	163%
Adult Total			25	110	58	232.0%
Juvenile						
Capias	CA	3.0	0	2	2	0%
Custody Visitation	CV	1.4	15	28	17	113%
Delinquency Felony	DF	7.0	0	5	2	0%
Delinquency Misdemeanor	DM	2.1	10	35	7	70%
Show Cause	SC	0.0	2	2	0	0%
Traffic	T	2.3	5	12	3	60%
Juvenile Total			32	84	31	96.9%
Totals			57	194	89	156.1%



	Total Filings with %	
Custody Visitation (CV)	15	26%
Delinquency Misdemeanor (DM)	10	18%
Civil Support (VS)	8	14%
Criminal Misdemeanor (CM)	7	12%
Traffic (T)	5	9%
Others	12	21%
Total	57	100%

Special Case Activities

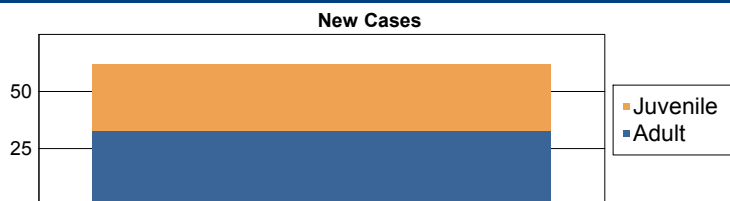
Emergency Custody Order	EC	0.0	0
Mental Commitment	MC	1.0	1

**Commonwealth of Virginia
Caseload Statistics of the J&DR District Courts**

Brunswick

November 2016

	Filing Type	Hearings Per Case	Filings	Hearings	Concluded	Clearance Rate
Adult						
Capias	CA	2.0	2	9	1	50%
Criminal Felony	CF	2.2	7	16	6	86%
Criminal Misdemeanor	CM	1.8	9	23	9	100%
Protective Order – Family Abuse	FP	2.0	2	4	1	50%
Other	OT	1.0	1	1	1	100%
Remand Support	RS	1.0	1	1	1	100%
Show Cause	SC	2.0	8	11	2	25%
Civil Support	VS	4.0	3	4	1	33%
Adult Total			33	69	22	66.7%
Juvenile						
Capias	CA	0.0	0	2	0	0%
Custody Visitation	CV	2.0	22	38	13	59%
Delinquency Felony	DF	6.5	0	12	4	0%
Delinquency Misdemeanor	DM	4.6	5	18	5	100%
Traffic	T	1.5	2	4	2	100%
Juvenile Total			29	74	24	82.8%
Totals			62	143	46	74.2%



	Total Filings with %
Custody Visitation (CV)	22 35%
Criminal Misdemeanor (CM)	9 15%
Show Cause (SC)	8 13%
Criminal Felony (CF)	7 11%
Delinquency Misdemeanor (DM)	5 8%
Others	11 18%
Total	62 100%

Special Case Activities

Emergency Custody Order	EC	0.0	2
Mental Commitment	MC	1.0	1

**Commonwealth of Virginia
Caseload Statistics of the J&DR District Courts**

Brunswick

October 2016

	Filing Type	Hearings Per Case	Filings	Hearings	Concluded	Clearance Rate
Adult						
Capias	CA	2.2	6	14	5	83%
Criminal Felony	CF	4.3	1	9	4	400%
Criminal Misdemeanor	CM	3.0	8	24	7	88%
Protective Order – Family Abuse	FP	1.5	2	3	2	100%
Other	OT	0.0	1	1	0	0%
Show Cause	SC	2.9	9	35	12	133%
Civil Support	VS	1.4	12	21	9	75%
Adult Total			39	107	39	100.0%
Juvenile						
Child in Need of Services	CS	0.0	0	1	0	0%
Custody Visitation	CV	1.7	22	37	18	82%
Delinquency Felony	DF	7.0	0	17	2	0%
Delinquency Misdemeanor	DM	4.8	8	40	6	75%
Protective Order – Stalking/Acts of Violence	PC	0.0	0	1	0	0%
Status Offense	ST	4.0	0	1	1	0%
Traffic	T	1.7	7	10	3	43%
Truancy/Runaway (Child in Need of Supervision)	TR	4.0	0	1	1	0%
Juvenile Total			37	108	31	83.8%
Totals			76	215	70	92.1%

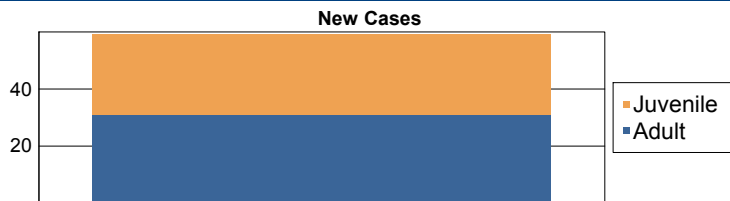


	Total Filings with %	
Custody Visitation (CV)	22	29%
Civil Support (VS)	12	16%
Show Cause (SC)	9	12%
Criminal Misdemeanor (CM)	8	11%
Delinquency Misdemeanor (DM)	8	11%
Others	17	22%
Total	76	100%

Commonwealth of Virginia
Caseload Statistics of the J&DR District Courts
September 2016

Brunswick

	Filing Type	Hearings Per Case	Filings	Hearings	Concluded	Clearance Rate
Adult						
Capias	CA	2.0	1	7	3	300%
Criminal Felony	CF	4.0	0	4	1	0%
Criminal Misdemeanor	CM	2.8	9	26	13	144%
Protective Order – Family Abuse	FP	3.0	2	4	2	100%
Show Cause	SC	3.9	15	27	7	47%
Civil Support	VS	2.2	4	15	11	275%
Adult Total			31	83	37	119.4%
Juvenile						
Capias	CA	5.0	2	5	3	150%
Custody Visitation	CV	1.3	13	19	10	77%
Delinquency Felony	DF	4.0	1	15	1	100%
Delinquency Misdemeanor	DM	0.0	9	19	0	0%
Traffic	T	1.9	3	8	7	233%
Juvenile Total			28	66	21	75.0%
Totals			59	149	58	98.3%



	Total Filings with %	
Show Cause (SC)	15	25%
Custody Visitation (CV)	13	22%
Criminal Misdemeanor (CM)	9	15%
Delinquency Misdemeanor (DM)	9	15%
Civil Support (VS)	4	7%
Others	9	15%
Total	59	100%

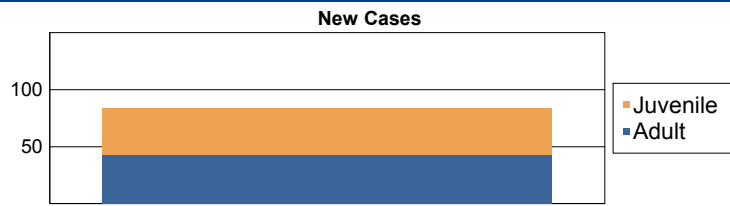
Special Case Activities

Emergency Protective Order	PE	1.0	1
Mental Commitment	MC	1.0	1

Commonwealth of Virginia
Caseload Statistics of the J&DR District Courts
August 2016

Brunswick

	Filing Type	Hearings Per Case	Filings	Hearings	Concluded	Clearance Rate
Adult						
Capias	CA	2.5	8	13	2	25%
Criminal Felony	CF	3.3	2	12	3	150%
Criminal Misdemeanor	CM	2.2	16	44	18	113%
Other	OT	1.0	2	2	2	100%
Violation - Family Abuse Protective Order	PS	3.0	0	1	1	0%
Show Cause	SC	4.3	6	28	10	167%
Civil Support	VS	3.1	9	18	9	100%
Adult Total			43	118	45	104.7%
Juvenile						
Capias	CA	4.0	0	4	1	0%
Custody Visitation	CV	1.3	18	32	16	89%
Delinquency Felony	DF	4.8	3	27	6	200%
Delinquency Misdemeanor	DM	2.8	10	38	13	130%
Foster Care Review	FC	0.0	1	1	0	0%
Protective Order – Stalking/Acts of Violence	PC	0.0	0	1	0	0%
Permanency Planning	PH	0.0	0	1	0	0%
Show Cause	SC	2.0	1	2	1	100%
Traffic	T	3.3	8	15	7	88%
Juvenile Total			41	121	44	107.3%
Totals			84	239	89	106.0%



	Total Filings with %
Custody Visitation (CV)	18 21%
Criminal Misdemeanor (CM)	16 19%
Delinquency Misdemeanor (DM)	10 12%
Civil Support (VS)	9 11%
Capias (CA)	8 10%
Others	23 27%
Total	84 100%

Special Case Activities

Non-Case	NC	1.0	1
----------	----	-----	---

Commonwealth of Virginia
Caseload Statistics of the J&DR District Courts

Brunswick

July 2016

	Filing Type	Hearings Per Case	Filings	Hearings	Concluded	Clearance Rate
Adult						
Capias	CA	2.5	3	7	2	67%
Criminal Felony	CF	0.0	4	10	0	0%
Criminal Misdemeanor	CM	2.0	14	30	5	36%
Motion - Modify Protective Order	MP	3.0	0	1	1	0%
Show Cause	SC	3.5	3	26	6	200%
Civil Support	VS	1.3	5	11	4	80%
Adult Total			29	85	18	62.1%
Juvenile						
Capias	CA	0.0	0	1	0	0%
Child in Need of Services	CS	0.0	0	1	0	0%
Custody Visitation	CV	2.1	10	21	7	70%
Delinquency Felony	DF	0.0	2	16	0	0%
Delinquency Misdemeanor	DM	2.4	9	23	5	56%
Protective Order – Stalking/Acts of Violence	PC	0.0	0	1	0	0%
Show Cause	SC	9.5	0	2	2	0%
Status Offense	ST	16.0	0	1	1	0%
Traffic	T	2.0	0	3	1	0%
Juvenile Total			21	69	16	76.2%
Totals			50	154	34	68.0%

New Cases



	Total Filings with %	
Criminal Misdemeanor (CM)	14	28%
Custody Visitation (CV)	10	20%
Delinquency Misdemeanor (DM)	9	18%
Civil Support (VS)	5	10%
Criminal Felony (CF)	4	8%
Others	8	16%
Total	50	100%

Special Case Activities

Temporary Detention Order	TD	1.0	1
---------------------------	----	-----	---

Commonwealth of Virginia
Caseload Statistics of the J&DR District Courts

Brunswick

June 2016

	Filing Type	Hearings Per Case	Filings	Hearings	Concluded	Clearance Rate
Adult						
Capias	CA	2.8	4	14	8	200%
Criminal Felony	CF	0.0	0	5	0	0%
Criminal Misdemeanor	CM	4.0	5	22	13	260%
Protective Order – Family Abuse	FP	3.0	0	3	2	0%
Other	OT	1.0	1	1	1	100%
Protective Order – Stalking/Acts of Violence	PC	2.0	0	2	2	0%
Violation - Family Abuse Protective Order	PS	0.0	0	1	0	0%
Remand Support	RS	1.0	1	1	1	100%
Show Cause	SC	4.8	8	35	14	175%
Civil Support	VS	2.2	9	19	10	111%
Adult Total			28	103	51	182.1%
Juvenile						
Capias	CA	4.0	1	6	1	100%
Child in Need of Services	CS	0.0	0	1	0	0%
Custody Visitation	CV	2.1	15	35	20	133%
Delinquency Felony	DF	4.5	9	29	4	44%
Delinquency Misdemeanor	DM	4.1	11	41	17	155%
Protective Order – Stalking/Acts of Violence	PC	0.0	0	3	0	0%
Remand Custody	RC	1.0	1	1	1	100%
Show Cause	SC	5.0	0	4	1	0%
Status Offense	ST	0.0	0	2	0	0%
Traffic	T	2.0	3	8	4	133%
Truancy/Runaway (Child in Need of Supervision)	TR	0.0	0	1	0	0%
Juvenile Total			40	131	48	120.0%
Totals			68	234	99	145.6%



	Total Filings with %
Custody Visitation (CV)	15 22%
Delinquency Misdemeanor (DM)	11 16%
Civil Support (VS)	9 13%
Delinquency Felony (DF)	9 13%
Show Cause (SC)	8 12%
Others	16 24%
Total	68 100%

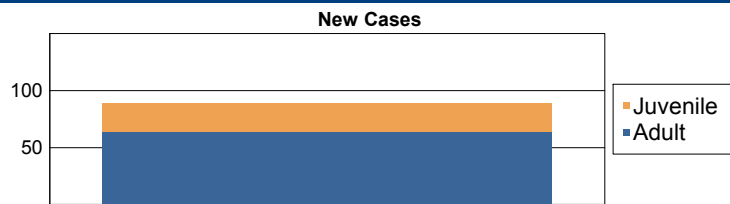
Special Case Activities

Non-Case	NC	1.0	1
----------	----	-----	---

Commonwealth of Virginia
Caseload Statistics of the J&DR District Courts
May 2016

Brunswick

	Filing Type	Hearings Per Case	Filings	Hearings	Concluded	Clearance Rate
Adult						
Capias	CA	3.6	4	11	5	125%
Criminal Felony	CF	3.0	6	7	1	17%
Criminal Misdemeanor	CM	2.1	25	38	15	60%
Protective Order – Family Abuse	FP	2.5	2	5	4	200%
Motion - Modifv Protective Order	MP	0.0	0	1	0	0%
Protective Order – Stalking/Acts of Violence	PC	0.0	2	2	0	0%
Violation - Family Abuse Protective Order	PS	0.0	1	1	0	0%
Show Cause	SC	4.5	16	44	19	119%
Civil Support	VS	1.4	8	13	5	63%
Adult Total			64	122	49	76.6%
Juvenile						
Abuse or Neglect	AN	4.8	1	4	4	400%
Capias	CA	0.0	0	3	0	0%
Child in Need of Services	CS	0.0	0	2	0	0%
Custody Visitation	CV	1.9	11	23	14	127%
Delinquency Felony	DF	5.0	5	18	1	20%
Delinquency Misdemeanor	DM	2.7	5	27	9	180%
Protective Order – Stalking/Acts of Violence	PC	0.0	1	1	0	0%
Permanency Planning	PH	0.0	1	1	0	0%
Child at Risk of Abuse or Neglect	RI	4.0	0	1	1	0%
Show Cause	SC	0.0	0	1	0	0%
Traffic	T	2.0	1	2	1	100%
Juvenile Total			25	83	30	120.0%
Totals			89	205	79	88.8%



	Total Filings with %
Criminal Misdemeanor (CM)	25 28%
Show Cause (SC)	16 18%
Custody Visitation (CV)	11 12%
Civil Support (VS)	8 9%
Criminal Felony (CF)	6 7%
Others	23 26%
Total	89 100%

Special Case Activities

Emergency Protective Order	PE	2.0	1
Mental Commitment	MC	1.0	1

Commonwealth of Virginia
 Caseload Statistics of the J&DR District Courts

Brunswick

April 2016

	Filing Type	Hearings Per Case	Filings	Hearings	Concluded	Clearance Rate
Adult						
Capias	CA	2.6	4	11	5	125%
Criminal Felony	CF	3.0	0	1	1	0%
Criminal Misdemeanor	CM	2.8	3	15	8	267%
Protective Order – Family Abuse	FP	2.0	3	5	2	67%
Motion - Modifv Protective Order	MP	0.0	1	1	0	0%
Show Cause	SC	4.1	8	40	12	150%
Civil Support	VS	2.4	5	22	12	240%
Adult Total			24	95	40	166.7%
Juvenile						
Capias	CA	2.0	0	2	2	0%
Custody Visitation	CV	1.8	9	22	10	111%
Delinquency Felony	DF	7.0	0	15	6	0%
Delinquency Misdemeanor	DM	3.5	9	23	8	89%
Show Cause	SC	6.0	0	1	1	0%
Status Offense	ST	0.0	0	1	0	0%
Traffic	T	1.8	3	7	4	133%
Juvenile Total			21	71	31	147.6%
Totals			45	166	71	157.8%

New Cases



	Total Filings with %
Custody Visitation (CV)	9 20%
Delinquency Misdemeanor (DM)	9 20%
Show Cause (SC)	8 18%
Civil Support (VS)	5 11%
Capias (CA)	4 9%
Others	10 22%
Total	45 100%

Special Case Activities

Mental Commitment	MC	1.0	1
-------------------	----	-----	---

Commonwealth of Virginia
Caseload Statistics of the J&DR District Courts

Brunswick

March 2016

	Filing Type	Hearings Per Case	Filings	Hearings	Concluded	Clearance Rate
Adult						
Capias	CA	3.5	5	17	6	120%
Criminal Felony	CF	3.0	2	5	1	50%
Criminal Misdemeanor	CM	3.3	13	45	23	177%
Protective Order – Family Abuse	FP	2.6	2	9	5	250%
Show Cause	SC	3.9	11	55	20	182%
Civil Support	VS	2.5	5	19	8	160%
Adult Total			38	150	63	165.8%
Juvenile						
Abuse or Neglect	AN	0.0	0	3	0	0%
Capias	CA	2.0	2	4	1	50%
Child in Need of Services	CS	0.0	1	3	0	0%
Custody Visitation	CV	2.6	22	61	38	173%
Delinquency Felony	DF	4.0	2	23	1	50%
Delinquency Misdemeanor	DM	2.6	7	34	7	100%
Remand Custody	RC	1.0	1	1	1	100%
Remand Visitation	RV	1.0	1	1	1	100%
Show Cause	SC	1.0	2	3	2	100%
Status Offense	ST	0.0	1	1	0	0%
Traffic	T	1.8	5	9	4	80%
Truancy/Runaway (Child in Need of Supervision)	TR	0.0	1	2	0	0%
Juvenile Total			45	145	55	122.2%
Totals			83	295	118	142.2%



	Total Filings with %
Custody Visitation (CV)	22 27%
Criminal Misdemeanor (CM)	13 16%
Show Cause (SC)	13 16%
Capias (CA)	7 8%
Delinquency Misdemeanor (DM)	7 8%
Others	21 25%
Total	83 100%

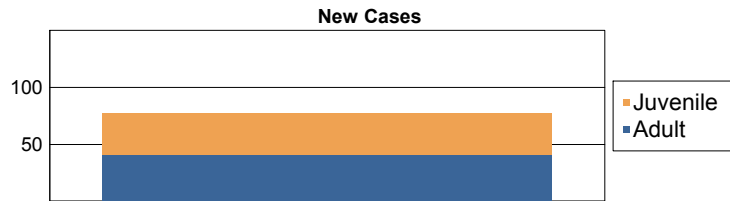
Special Case Activities

Temporary Detention Order	TD	1.0	2
---------------------------	----	-----	---

Commonwealth of Virginia
Caseload Statistics of the J&DR District Courts
February 2016

Brunswick

	Filing Type	Hearings Per Case	Filings	Hearings	Concluded	Clearance Rate
Adult						
Capias	CA	2.6	3	15	5	167%
Criminal Felony	CF	4.2	1	7	5	500%
Criminal Misdemeanor	CM	2.5	11	30	17	155%
Protective Order – Family Abuse	FP	0.0	3	8	0	0%
Other	OT	1.0	1	1	1	100%
Show Cause	SC	3.6	8	39	10	125%
Civil Support	VS	2.1	14	20	7	50%
Adult Total			41	120	45	109.8%
Juvenile						
Abuse or Neglect	AN	0.0	0	3	0	0%
Capias	CA	0.0	1	2	0	0%
Custody Visitation	CV	1.2	25	38	23	92%
Delinquency Felony	DF	2.5	1	22	2	200%
Delinquency Misdemeanor	DM	2.5	5	24	4	80%
Foster Care Review	FC	0.0	0	2	0	0%
Paternity	PT	4.0	0	1	1	0%
Child at Risk of Abuse or Neglect	RI	0.0	0	1	0	0%
Show Cause	SC	7.0	1	2	1	100%
Traffic	T	1.7	3	10	6	200%
Juvenile Total			36	105	37	102.8%
Totals			77	225	82	106.5%



	Total Filings with %	
Custody Visitation (CV)	25	32%
Civil Support (VS)	14	18%
Criminal Misdemeanor (CM)	11	14%
Show Cause (SC)	9	12%
Delinquency Misdemeanor (DM)	5	6%
Others	13	17%
Total	77	100%

**Commonwealth of Virginia
Caseload Statistics of the J&DR District Courts**

Brunswick

January 2016

	Filing Type	Hearings Per Case	Filings	Hearings	Concluded	Clearance Rate
Adult						
Capias	CA	3.3	8	20	7	88%
Criminal Felony	CF	8.0	1	8	1	100%
Criminal Misdemeanor	CM	1.7	12	27	7	58%
Protective Order – Family Abuse	FP	2.5	3	8	2	67%
Other	OT	1.0	1	1	1	100%
Show Cause	SC	5.4	12	49	10	83%
Civil Support	VS	1.7	17	29	21	124%
Adult Total			54	142	49	90.7%
Juvenile						
Capias	CA	2.0	1	7	6	600%
Custody Visitation	CV	2.0	39	69	39	100%
Delinquency Felony	DF	8.0	2	19	2	100%
Delinquency Misdemeanor	DM	3.2	5	31	11	220%
Foster Care Review	FC	0.0	2	2	0	0%
Show Cause	SC	0.0	0	1	0	0%
Traffic	T	1.8	10	13	5	50%
Juvenile Total			59	142	63	106.8%
Totals			113	284	112	99.1%



	Total Filings with %
Custody Visitation (CV)	39 35%
Civil Support (VS)	17 15%
Criminal Misdemeanor (CM)	12 11%
Show Cause (SC)	12 11%
Traffic (T)	10 9%
Others	23 20%
Total	113 100%

Special Case Activities

Emergency Protective Order	PE	1.0	2
Temporary Detention Order	TD	1.0	2

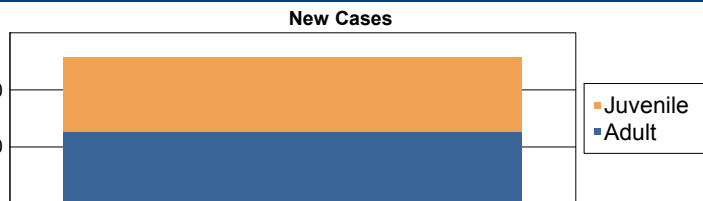
Commonwealth of Virginia
Caseload Statistics of the J&DR District Courts

Buchanan

December 2016

	Filing Type	Hearings Per Case	Filings	Hearings	Concluded	Clearance Rate
Adult						
Capias	CA	6.2	1	10	5	500%
Criminal Felony	CF	5.0	5	10	1	20%
Criminal Misdemeanor	CM	3.8	20	33	8	40%
Protective Order – Family Abuse	FP	1.5	4	8	4	100%
Show Cause	SC	6.1	11	35	12	109%
Civil Support	VS	2.1	10	19	8	80%
Adult Total			51	115	38	74.5%
Juvenile						
Abuse or Neglect	AN	0.0	2	2	0	0%
Child in Need of Services	CS	0.0	1	4	0	0%
Custody Visitation	CV	3.1	22	83	28	127%
Delinquency Felony	DF	0.0	0	1	0	0%
Delinquency Misdemeanor	DM	3.1	3	20	12	400%
Foster Care Review	FC	1.0	2	2	2	100%
Permanency Planning	PH	1.0	7	7	7	100%
Paternity	PT	0.0	1	1	0	0%
Child at Risk of Abuse or Neglect	RI	7.0	2	6	2	100%
Show Cause	SC	5.0	0	1	1	0%
Status Offense	ST	2.0	6	8	2	33%
Traffic	T	1.0	5	3	4	80%
Truancy/Runaway (Child in Need of Supervision)	TR	5.1	1	10	7	700%
Juvenile Total			52	148	65	125.0%

Totals			103	263	103	100.0%
---------------	--	--	------------	------------	------------	---------------



	Total Filings with %
Custody Visitation (CV)	22 21%
Criminal Misdemeanor (CM)	20 19%
Show Cause (SC)	11 11%
Civil Support (VS)	10 10%
Permanency Planning (PH)	7 7%
Others	33 32%
Total	103 100%

Special Case Activities

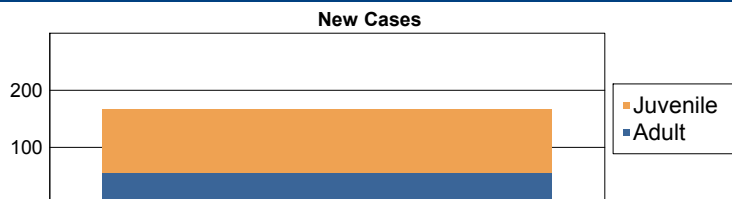
Emergency Protective Order	PE	1.0	14
Non-Case	NC	1.0	1

Commonwealth of Virginia
Caseload Statistics of the J&DR District Courts

Buchanan

November 2016

	Filing Type	Hearings Per Case	Filings	Hearings	Concluded	Clearance Rate
Adult						
Capias	CA	3.0	4	14	5	125%
Criminal Felony	CF	4.0	1	13	2	200%
Criminal Misdemeanor	CM	4.1	13	46	12	92%
Protective Order – Family Abuse	FP	2.0	5	11	5	100%
Protective Order – Stalking/Acts of Violence	PC	1.0	1	1	1	100%
Remand Support	RS	1.7	1	3	3	300%
Show Cause	SC	4.1	15	44	19	127%
Restricted License - Support	SL	1.0	1	1	1	100%
Civil Support	VS	2.1	14	22	11	79%
Adult Total			55	155	59	107.3%
Juvenile						
Child in Need of Services	CS	2.0	3	6	3	100%
Custody Visitation	CV	1.7	49	134	37	76%
Delinquency Felony	DF	3.0	16	51	1	6%
Delinquency Misdemeanor	DM	3.9	12	53	15	125%
Foster Care Review	FC	2.0	2	4	2	100%
Initial Foster Care Review	IF	1.0	1	1	1	100%
Motion - Modify Protective Order	MP	2.3	1	7	3	300%
Permanency Planning	PH	1.4	7	9	5	71%
Remand Custody	RC	1.0	2	2	2	100%
Child at Risk of Abuse or Neglect	RI	0.0	0	2	0	0%
Remand Visitation	RV	1.0	2	2	2	100%
Show Cause	SC	0.0	0	1	0	0%
Status Offense	ST	0.0	1	2	0	0%
Traffic	T	1.4	5	7	7	140%
Termination of Parental Rights	TP	2.0	8	13	5	63%
Truancy/Runaway (Child in Need of Supervision)	TR	3.0	2	5	2	100%
Juvenile Total			111	299	85	76.6%
Totals			166	454	144	86.7%



	Total Filings with %
Custody Visitation (CV)	49 30%
Delinquency Felony (DF)	16 10%
Show Cause (SC)	15 9%
Civil Support (VS)	14 8%
Criminal Misdemeanor (CM)	13 8%
Others	59 36%
Total	166 100%

Special Case Activities

Emergency Protective Order	PE	1.0	14
----------------------------	----	-----	----

Commonwealth of Virginia
Caseload Statistics of the J&DR District Courts

Buchanan

October 2016

	Filing Type	Hearings Per Case	Filings	Hearings	Concluded	Clearance Rate
Adult						
Capias	CA	2.5	2	17	6	300%
Criminal Felony	CF	3.7	2	22	9	450%
Criminal Misdemeanor	CM	3.0	16	83	34	213%
Protective Order – Family Abuse	FP	2.0	3	5	3	100%
Motion - Modifv Protective Order	MP	2.0	0	1	1	0%
Protective Order - Violation of Protective Order Conviction	PV	1.0	1	1	1	100%
Show Cause	SC	3.1	12	48	18	150%
Restricted License - Support	SL	1.5	1	2	2	200%
Civil Support	VS	2.2	12	27	11	92%
Adult Total			49	206	85	173.5%
Juvenile						
Abuse or Neglect	AN	3.8	0	6	6	0%
Relief of Custody	CR	2.0	0	1	1	0%
Child in Need of Services	CS	0.0	1	2	0	0%
Custody Visitation	CV	2.6	91	222	88	97%
Delinquency Felony	DF	3.5	0	6	2	0%
Delinquency Misdemeanor	DM	4.5	4	18	2	50%
Entrustment Agreement	ET	1.0	2	2	2	100%
Foster Care Review	FC	1.0	3	3	3	100%
Initial Foster Care Review	IF	1.0	2	2	2	100%
Motion - Modifv Protective Order	MP	5.0	2	5	1	50%
Permanency Planning	PH	1.7	6	12	9	150%
Remand Custody	RC	2.0	0	1	1	0%
Child at Risk of Abuse or Neglect	RI	3.0	1	4	2	200%
Remand Visitation	RV	1.0	1	1	1	100%
Status Offense	ST	0.0	1	1	0	0%
Traffic	T	1.5	4	4	4	100%
Termination of Parental Rights	TP	1.0	6	6	6	100%
Truancy/Runaway (Child in Need of Supervision)	TR	0.0	0	2	0	0%
Juvenile Total			124	298	130	104.8%
Totals			173	504	215	124.3%

New Cases



	Total Filings with %
Custody Visitation (CV)	91 53%
Criminal Misdemeanor (CM)	16 9%
Civil Support (VS)	12 7%
Show Cause (SC)	12 7%
Permanency Planning (PH)	6 3%
Others	36 21%
Total	173 100%

Special Case Activities

Emergency Protective Order	PE	1.0	9
----------------------------	----	-----	---

Commonwealth of Virginia
Caseload Statistics of the J&DR District Courts

Buchanan

September 2016

	Filing Type	Hearings Per Case	Filings	Hearings	Concluded	Clearance Rate
Adult						
Capias	CA	3.5	2	5	2	100%
Criminal Felonv	CF	3.0	6	22	1	17%
Criminal Misdemeanor	CM	2.6	20	48	5	25%
Protective Order – Family Abuse	FP	2.1	5	11	7	140%
Motion - Modifv Protective Order	MP	0.0	1	1	0	0%
Show Cause	SC	4.0	21	56	20	95%
Restricted License - Support	SL	0.0	1	1	0	0%
Civil Support	VS	1.8	8	19	12	150%
Adult Total			64	163	47	73.4%
Juvenile						
Abuse or Neglect	AN	4.0	1	8	1	100%
Protective Order – Non Family Abuse	AP	3.0	0	1	1	0%
Child in Need of Services	CS	7.0	1	5	1	100%
Custody Visitation	CV	3.7	48	133	54	113%
Delinquency Felonv	DF	0.0	3	20	0	0%
Delinquency Misdemeanor	DM	6.9	3	36	14	467%
Entrustment Agreement	ET	1.0	1	1	1	100%
Foster Care Review	FC	1.0	4	4	4	100%
Initial Foster Care Review	IF	1.0	2	2	2	100%
Motion - Modifv Protective Order	MP	1.0	3	4	3	100%
Permanency Planning	PH	1.0	8	8	5	63%
Paternity	PT	2.0	0	1	1	0%
Child at Risk of Abuse or Neglect	RI	6.8	3	17	8	267%
Show Cause	SC	0.0	1	2	0	0%
Status Offense	ST	3.0	0	3	1	0%
Traffic	T	1.5	2	3	2	100%
Termination of Parental Rights	TP	1.5	3	5	4	133%
Truancy/Runaway (Child in Need of Supervision)	TR	0.0	0	7	0	0%
Juvenile Total			83	260	102	122.9%
Totals			147	423	149	101.4%



	Total Filings with %
Custody Visitation (CV)	48 33%
Show Cause (SC)	22 15%
Criminal Misdemeanor (CM)	20 14%
Civil Support (VS)	8 5%
Permanency Planning (PH)	8 5%
Others	41 28%
Total	147 100%

Special Case Activities

Emergency Protective Order	PE	1.1	11
----------------------------	----	-----	----

Commonwealth of Virginia
Caseload Statistics of the J&DR District Courts
August 2016

Buchanan

	Filing Type	Hearings Per Case	Filings	Hearings	Concluded	Clearance Rate
Adult						
Capias	CA	2.3	8	19	7	88%
Criminal Felonv	CF	4.3	10	24	4	40%
Criminal Misdemeanor	CM	2.8	13	67	24	185%
Protective Order – Family Abuse	FP	2.0	13	28	16	123%
Motion - Modifv Protective Order	MP	1.2	5	6	5	100%
Protective Order – Stalking/Acts of Violence	PC	1.0	3	3	3	100%
Remand Support	RS	2.0	2	3	2	100%
Show Cause	SC	3.8	10	51	29	290%
Civil Support	VS	2.8	12	32	22	183%
Adult Total			76	233	112	147.4%
Juvenile						
Abuse or Nealect	AN	2.8	6	21	5	83%
Protective Order – Non Familv Abuse	AP	0.0	1	2	0	0%
Relief of Custodv	CR	0.0	1	1	0	0%
Child in Need of Services	CS	0.0	1	3	0	0%
Custody Visitation	CV	2.5	83	162	69	83%
Delinquencv Felonv	DF	0.0	0	19	0	0%
Delinquencv Misdemeanor	DM	3.2	6	32	6	100%
Foster Care Review	FC	1.0	5	5	5	100%
Motion - Modifv Protective Order	MP	1.0	2	3	2	100%
Permanencv Plannina	PH	1.8	5	7	6	120%
Child at Risk of Abuse or Nealect	RI	0.0	4	10	0	0%
Status Offense	ST	1.0	1	4	1	100%
Traffic	T	1.3	13	15	10	77%
Termination of Parental Rihts	TP	4.0	0	4	4	0%
Juvenile Total			128	288	108	84.4%
Totals			204	521	220	107.8%



	Total Filings with %
Custody Visitation (CV)	83 41%
Criminal Misdemeanor (CM)	13 6%
Protective Order – Family Abuse (FP)	13 6%
Traffic (T)	13 6%
Civil Support (VS)	12 6%
Others	70 34%
Total	204 100%

Special Case Activities

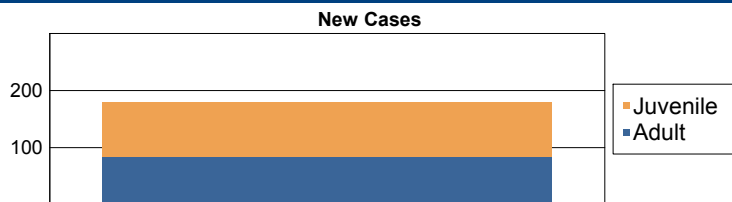
Emeraencv Protective Order	PE	1.0	25
----------------------------	----	-----	----

Commonwealth of Virginia
Caseload Statistics of the J&DR District Courts

Buchanan

July 2016

	Filing Type	Hearings Per Case	Filings	Hearings	Concluded	Clearance Rate
Adult						
Capias	CA	2.0	2	13	3	150%
Criminal Felonv	CF	3.6	4	23	10	250%
Criminal Misdemeanor	CM	3.0	29	80	22	76%
Protective Order – Family Abuse	FP	1.6	16	25	15	94%
Motion - Modifv Protective Order	MP	1.0	2	2	2	100%
Protective Order – Stalking/Acts of Violence	PC	1.0	1	1	1	100%
Show Cause	SC	3.6	18	56	15	83%
Civil Support	VS	1.8	13	29	13	100%
Adult Total			85	229	81	95.3%
Juvenile						
Abuse or Neglect	AN	1.0	6	7	1	17%
Relief of Custody	CR	2.0	0	1	1	0%
Child in Need of Services	CS	0.0	0	2	0	0%
Custody Visitation	CV	2.3	55	146	79	144%
Delinquency Felonv	DF	0.0	0	18	0	0%
Delinquency Misdemeanor	DM	3.1	3	34	8	267%
Foster Care Review	FC	1.0	2	2	2	100%
Initial Foster Care Review	IF	1.0	3	3	3	100%
Motion - Modifv Protective Order	MP	1.0	6	11	4	67%
Permanency Planning	PH	1.0	10	12	10	100%
Paternity	PT	3.0	1	2	1	100%
Show Cause	SC	0.0	0	1	0	0%
Status Offense	ST	2.7	2	3	3	150%
Traffic	T	1.6	5	8	5	100%
Termination of Parental Rights	TP	0.0	2	8	0	0%
Truancy/Runaway (Child in Need of Supervision)	TR	0.0	0	6	0	0%
Juvenile Total			95	264	117	123.2%
Totals			180	493	198	110.0%



	Total Filings with %
Custody Visitation (CV)	55 31%
Criminal Misdemeanor (CM)	29 16%
Show Cause (SC)	18 10%
Protective Order – Family Abuse (FP)	16 9%
Civil Support (VS)	13 7%
Others	49 27%
Total	180 100%

Special Case Activities

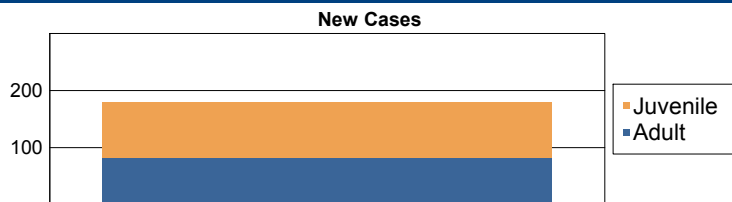
Emergency Protective Order	PE	1.0	23
----------------------------	----	-----	----

Commonwealth of Virginia
Caseload Statistics of the J&DR District Courts

Buchanan

June 2016

	Filing Type	Hearings Per Case	Filings	Hearings	Concluded	Clearance Rate
Adult						
Capias	CA	3.7	6	25	7	117%
Criminal Felony	CF	5.0	6	31	10	167%
Criminal Misdemeanor	CM	3.2	27	87	23	85%
Protective Order – Family Abuse	FP	1.6	9	15	9	100%
Remand Support	RS	1.0	1	2	1	100%
Show Cause	SC	3.6	15	69	24	160%
Civil Support	VS	1.3	18	24	11	61%
Adult Total			82	253	85	103.7%
Juvenile						
Abuse or Neglect	AN	4.4	0	6	5	0%
Child in Need of Services	CS	0.0	0	2	0	0%
Custody Visitation	CV	3.0	47	147	68	145%
Delinquency Felony	DF	8.3	0	24	6	0%
Delinquency Misdemeanor	DM	8.7	11	44	6	55%
Entrustment Agreement	ET	1.3	2	3	3	150%
Foster Care Review	FC	1.0	8	8	8	100%
Initial Foster Care Review	IF	1.0	5	5	5	100%
Motion - Modify Protective Order	MP	1.0	2	2	1	50%
Permanency Planning	PH	2.3	4	9	8	200%
Remand Custody	RC	1.0	4	4	4	100%
Child at Risk of Abuse or Neglect	RI	3.5	0	8	4	0%
Remand Visitation	RV	1.0	4	4	4	100%
Status Offense	ST	1.5	4	10	6	150%
Traffic	T	1.3	5	6	4	80%
Termination of Parental Rights	TP	2.8	1	8	6	600%
Truancy/Runaway (Child in Need of Supervision)	TR	3.0	0	4	1	0%
Juvenile Total			97	294	139	143.3%
Totals			179	547	224	125.1%



	Total Filings with %
Custody Visitation (CV)	47 26%
Criminal Misdemeanor (CM)	27 15%
Civil Support (VS)	18 10%
Show Cause (SC)	15 8%
Delinquency Misdemeanor (DM)	11 6%
Others	61 34%
Total	179 100%

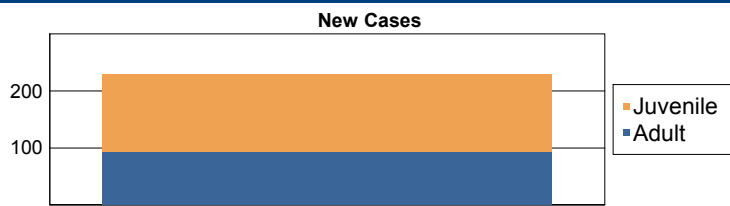
Special Case Activities

Emergency Protective Order	PE	1.0	13
----------------------------	----	-----	----

Commonwealth of Virginia
Caseload Statistics of the J&DR District Courts
 May 2016

Buchanan

	Filing Type	Hearings Per Case	Filings	Hearings	Concluded	Clearance Rate
Adult						
Protective Order - Non Family Abuse	AP	3.0	0	2	1	0%
Capias	CA	3.1	7	20	7	100%
Criminal Felony	CF	2.7	9	21	3	33%
Criminal Misdemeanor	CM	2.7	41	103	39	95%
Protective Order – Family Abuse	FP	2.8	4	16	9	225%
Motion - Modify Protective Order	MP	1.0	1	1	1	100%
Protective Order – Stalking/Acts of Violence	PC	1.4	4	5	5	125%
Remand Support	RS	1.0	3	3	2	67%
Show Cause	SC	2.7	16	50	11	69%
Restricted License - Support	SL	1.0	1	1	1	100%
Civil Support	VS	2.5	8	22	12	150%
Adult Total			94	244	91	96.8%
Juvenile						
Abuse or Neglect	AN	3.0	3	14	1	33%
Relief of Custody	CR	0.0	1	1	0	0%
Child in Need of Services	CS	1.3	4	7	3	75%
Custody Visitation	CV	2.6	62	200	70	113%
Delinquency Felony	DF	2.9	19	60	15	79%
Delinquency Misdemeanor	DM	3.3	3	38	8	267%
Entrustment Agreement	ET	0.0	1	1	0	0%
Foster Care Review	FC	1.0	4	4	4	100%
Motion - Modify Protective Order	MP	2.0	0	1	1	0%
Permanency Planning	PH	1.0	10	16	5	50%
Paternity	PT	4.0	0	2	1	0%
Remand Custody	RC	1.0	2	2	2	100%
Child at Risk of Abuse or Neglect	RI	3.5	4	13	2	50%
Remand Visitation	RV	1.0	2	2	2	100%
Show Cause	SC	0.0	0	1	0	0%
Status Offense	ST	1.5	2	9	2	100%
Traffic	T	1.7	4	3	3	75%
Termination of Parental Rights	TP	1.5	11	19	4	36%
Truancy/Runaway (Child in Need of Supervision)	TR	2.0	4	10	1	25%
Juvenile Total			136	403	124	91.2%
Totals			230	647	215	93.5%



	Total Filings with %
Custody Visitation (CV)	62 27%
Criminal Misdemeanor (CM)	41 18%
Delinquency Felony (DF)	19 8%
Show Cause (SC)	16 7%
Termination of Parental Rights (TP)	11 5%
Others	81 35%
Total	230 100%

Special Case Activities

Emergency Protective Order	PE	1.0	16
----------------------------	----	-----	----

Commonwealth of Virginia
Caseload Statistics of the J&DR District Courts

Buchanan

April 2016

	Filing Type	Hearings Per Case	Filings	Hearings	Concluded	Clearance Rate
Adult						
Protective Order - Non Family Abuse	AP	0.0	1	1	0	0%
Capias	CA	2.1	5	14	7	140%
Criminal Felony	CF	4.2	4	20	10	250%
Criminal Misdemeanor	CM	3.8	20	64	26	130%
Protective Order – Family Abuse	FP	2.4	10	20	7	70%
Protective Order – Stalking/Acts of Violence	PC	0.0	0	1	0	0%
Show Cause	SC	3.6	10	48	14	140%
Restricted License - Support	SL	1.0	1	1	1	100%
Civil Support	VS	1.6	13	27	10	77%
Adult Total			64	196	75	117.2%
Juvenile						
Abuse or Neglect	AN	3.6	2	12	8	400%
Child in Need of Services	CS	0.0	0	2	0	0%
Custody Visitation	CV	1.5	72	167	41	57%
Delinquency Felony	DF	0.0	8	16	0	0%
Delinquency Misdemeanor	DM	2.9	8	32	7	88%
Foster Care Review	FC	1.0	1	1	1	100%
Initial Foster Care Review	IF	1.0	5	5	5	100%
Motion - Modify Protective Order	MP	1.8	1	4	4	400%
Permanency Planning	PH	1.0	5	5	5	100%
Paternity	PT	0.0	1	2	0	0%
Remand Custody	RC	1.0	3	3	3	100%
Child at Risk of Abuse or Neglect	RI	3.0	6	17	4	67%
Remand Visitation	RV	1.0	3	3	3	100%
Show Cause	SC	2.0	2	4	3	150%
Status Offense	ST	3.0	5	8	1	20%
Traffic	T	1.6	8	10	7	88%
Termination of Parental Rights	TP	0.0	2	2	0	0%
Truancy/Runaway (Child in Need of Supervision)	TR	5.0	7	10	2	29%
Juvenile Total			139	303	94	67.6%
Totals			203	499	169	83.3%

New Cases



	Total Filings with %
Custody Visitation (CV)	72 35%
Criminal Misdemeanor (CM)	20 10%
Civil Support (VS)	13 6%
Show Cause (SC)	12 6%
Protective Order – Family Abuse (FP)	10 5%
Others	76 37%
Total	203 100%

Special Case Activities

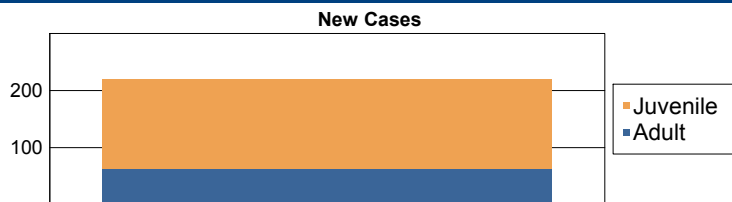
Non-Case	NC	1.0	1
Emergency Protective Order	PE	1.0	15

**Commonwealth of Virginia
Caseload Statistics of the J&DR District Courts**

Buchanan

March 2016

	Filing Type	Hearings Per Case	Filings	Hearings	Concluded	Clearance Rate
Adult						
Capias	CA	4.0	5	13	1	20%
Criminal Felonv	CF	3.0	4	23	7	175%
Criminal Misdemeanor	CM	2.8	16	56	15	94%
Protective Order – Family Abuse	FP	1.8	8	14	4	50%
Protective Order – Stalking/Acts of Violence	PC	0.0	1	1	0	0%
Remand Support	RS	1.0	3	3	3	100%
Show Cause	SC	3.1	13	42	14	108%
Civil Support	VS	1.9	13	25	14	108%
Adult Total			63	177	58	92.1%
Juvenile						
Abuse or Nealect	AN	3.7	8	24	3	38%
Child in Need of Services	CS	0.0	0	2	0	0%
Custody Visitation	CV	3.0	60	147	67	112%
Delinquency Felonv	DF	0.0	29	61	0	0%
Delinquency Misdemeanor	DM	2.8	25	82	12	48%
Foster Care Review	FC	1.0	10	10	10	100%
Initial Foster Care Review	IF	1.0	2	2	2	100%
Motion - Modifv Protective Order	MP	1.0	10	10	6	60%
Permanency Planning	PH	1.3	2	3	3	150%
Paternity	PT	3.0	0	2	1	0%
Child at Risk of Abuse or Nealect	RI	0.0	2	6	0	0%
Show Cause	SC	0.0	0	1	0	0%
Status Offense	ST	3.0	1	4	2	200%
Traffic	T	1.0	8	8	7	88%
Termination of Parental Rihts	TP	2.0	0	6	6	0%
Truancy/Runaway (Child in Need of Supervision)	TR	0.0	0	1	0	0%
Juvenile Total			157	369	119	75.8%
Totals			220	546	177	80.5%



	Total Filings with %
Custody Visitation (CV)	60 27%
Delinquency Felony (DF)	29 13%
Delinquency Misdemeanor (DM)	25 11%
Criminal Misdemeanor (CM)	16 7%
Civil Support (VS)	13 6%
Others	77 35%
Total	220 100%

Special Case Activities

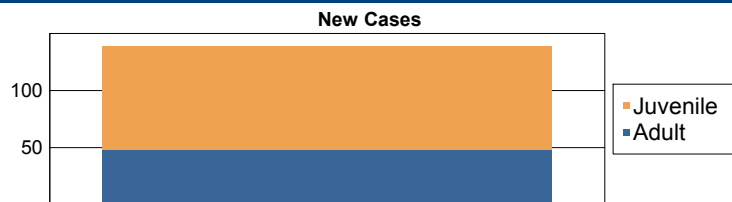
Emeraency Protective Order	PE	1.1	21
----------------------------	----	-----	----

Commonwealth of Virginia
Caseload Statistics of the J&DR District Courts

Buchanan

February 2016

	Filing Type	Hearings Per Case	Filings	Hearings	Concluded	Clearance Rate
Adult						
Capias	CA	2.7	0	7	3	0%
Criminal Felony	CF	6.2	6	17	6	100%
Criminal Misdemeanor	CM	3.8	22	60	24	109%
Protective Order – Family Abuse	FP	2.0	3	6	3	100%
Motion - Modifv Protective Order	MP	1.0	1	1	1	100%
Remand Support	RS	0.0	1	1	0	0%
Show Cause	SC	4.5	6	40	11	183%
Restricted License - Support	SL	1.0	1	1	1	100%
Civil Support	VS	2.2	8	19	11	138%
Adult Total			48	152	60	125.0%
Juvenile						
Abuse or Neglect	AN	4.0	2	11	6	300%
Child in Need of Services	CS	0.0	1	2	0	0%
Custody Visitation	CV	2.9	61	161	79	130%
Delinquency Felony	DF	0.0	1	7	0	0%
Delinquency Misdemeanor	DM	2.0	7	29	1	14%
Foster Care Review	FC	1.0	3	3	3	100%
Initial Foster Care Review	IF	1.0	3	3	3	100%
Permanency Planning	PH	1.0	7	7	7	100%
Paternity	PT	3.5	0	2	2	0%
Remand Custody	RC	1.0	1	1	1	100%
Child at Risk of Abuse or Neglect	RI	0.0	0	3	0	0%
Show Cause	SC	0.0	2	2	0	0%
Status Offense	ST	0.0	1	2	0	0%
Traffic	T	2.0	2	4	3	150%
Truancy/Runaway (Child in Need of Supervision)	TR	0.0	0	1	0	0%
Juvenile Total			91	238	105	115.4%
Totals			139	390	165	118.7%



	Total Filings with %
Custody Visitation (CV)	61 44%
Criminal Misdemeanor (CM)	22 16%
Civil Support (VS)	8 6%
Show Cause (SC)	8 6%
Delinquency Misdemeanor (DM)	7 5%
Others	33 24%
Total	139 100%

Special Case Activities

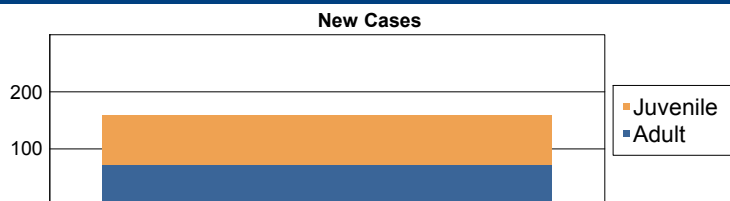
Emergency Protective Order	PE	1.0	16
----------------------------	----	-----	----

**Commonwealth of Virginia
Caseload Statistics of the J&DR District Courts**

Buchanan

January 2016

	Filing Type	Hearings Per Case	Filings	Hearings	Concluded	Clearance Rate
Adult						
Capias	CA	5.6	5	13	5	100%
Criminal Felony	CF	4.3	3	33	11	367%
Criminal Misdemeanor	CM	5.3	21	55	12	57%
Protective Order – Family Abuse	FP	2.3	1	4	3	300%
Remand Support	RS	2.5	1	2	2	200%
Show Cause	SC	4.5	29	78	36	124%
Civil Support	VS	3.8	13	36	12	92%
Adult Total			73	221	81	111.0%
Juvenile						
Abuse or Neglect	AN	5.0	2	21	4	200%
Child in Need of Services	CS	0.0	0	3	0	0%
Custody Visitation	CV	3.2	47	184	57	121%
Delinquency Felony	DF	5.0	0	3	1	0%
Delinquency Misdemeanor	DM	3.9	5	34	7	140%
Foster Care Review	FC	1.0	5	5	5	100%
Initial Foster Care Review	IF	1.0	4	4	4	100%
Permanency Planning	PH	2.2	7	12	9	129%
Paternity	PT	4.3	2	5	3	150%
Remand Custody	RC	1.0	1	1	1	100%
Child at Risk of Abuse or Neglect	RI	3.5	0	4	4	0%
Remand Visitation	RV	1.0	3	3	3	100%
Status Offense	ST	2.0	2	6	3	150%
Traffic	T	1.0	1	4	1	100%
Termination of Parental Rights	TP	3.9	7	15	9	129%
Truancy/Runaway (Child in Need of Supervision)	TR	6.5	0	3	2	0%
Juvenile Total			86	307	113	131.4%
Totals			159	528	194	122.0%



	Total Filings with %
Custody Visitation (CV)	47 30%
Show Cause (SC)	29 18%
Criminal Misdemeanor (CM)	21 13%
Civil Support (VS)	13 8%
Permanency Planning (PH)	7 4%
Others	42 26%
Total	159 100%

Special Case Activities

Emergency Protective Order	PE	1.0	10
----------------------------	----	-----	----

Commonwealth of Virginia
Caseload Statistics of the J&DR District Courts

Buckingham

December 2016

	Filing Type	Hearings Per Case	Filings	Hearings	Concluded	Clearance Rate
Adult						
Capias	CA	4.0	0	2	1	0%
Criminal Felony	CF	2.5	1	5	2	200%
Criminal Misdemeanor	CM	3.3	4	46	11	275%
Protective Order – Family Abuse	FP	4.0	0	2	2	0%
Protective Order – Stalking/Acts of Violence	PC	2.0	0	1	1	0%
Show Cause	SC	3.9	2	13	7	350%
Civil Support	VS	1.5	2	6	2	100%
Adult Total			9	75	26	288.9%
Juvenile						
Abuse or Neglect	AN	0.0	3	8	0	0%
Child in Need of Services	CS	0.0	2	4	0	0%
Custody Visitation	CV	4.9	19	68	24	126%
Delinquency Felony	DF	7.0	2	11	1	50%
Delinquency Misdemeanor	DM	5.0	4	24	1	25%
Foster Care Review	FC	0.0	0	1	0	0%
Initial Foster Care Review	IF	1.0	2	2	1	50%
Permanency Planning	PH	0.0	1	1	0	0%
Paternity	PT	0.0	1	1	0	0%
Show Cause	SC	1.0	3	4	1	33%
Traffic	T	1.5	3	5	4	133%
Truancy/Runaway (Child in Need of Supervision)	TR	0.0	0	2	0	0%
Juvenile Total			40	131	32	80.0%
Totals			49	206	58	118.4%

New Cases



	Total Filings with %
Custody Visitation (CV)	19 39%
Show Cause (SC)	5 10%
Criminal Misdemeanor (CM)	4 8%
Delinquency Misdemeanor (DM)	4 8%
Abuse or Neglect (AN)	3 6%
Others	14 29%
Total	49 100%

Special Case Activities

Emergency Protective Order	PE	1.0	6
----------------------------	----	-----	---


Commonwealth of Virginia
Caseload Statistics of the J&DR District Courts

Buckingham

November 2016

	Filing Type	Hearings Per Case	Filings	Hearings	Concluded	Clearance Rate
Adult						
Capias	CA	3.3	2	7	4	200%
Criminal Felony	CF	2.5	0	5	2	0%
Criminal Misdemeanor	CM	3.7	12	52	17	142%
Protective Order – Family Abuse	FP	1.3	5	7	4	80%
Motion - Modifv Protective Order	MP	1.0	1	1	1	100%
Protective Order – Stalking/Acts of Violence	PC	0.0	1	1	0	0%
Show Cause	SC	3.0	3	21	12	400%
Restricted License - Support	SL	0.0	1	1	0	0%
Civil Support	VS	2.5	7	27	11	157%
Adult Total			32	122	51	159.4%
Juvenile						
Abuse or Neglect	AN	0.0	6	12	0	0%
Child in Need of Services	CS	0.0	2	2	0	0%
Custody Visitation	CV	2.4	34	121	27	79%
Delinquency Felony	DF	6.0	0	14	1	0%
Delinquency Misdemeanor	DM	5.0	5	29	5	100%
Foster Care Review	FC	0.0	1	1	0	0%
Protective Order – Stalking/Acts of Violence	PC	2.0	1	2	1	100%
Show Cause	SC	3.0	0	2	1	0%
Traffic	T	1.3	8	10	6	75%
Truancy/Runaway (Child in Need of Supervision)	TR	4.0	0	6	2	0%
Juvenile Total			57	199	43	75.4%
Totals			89	321	94	105.6%

New Cases



	Total Filings with %
Custody Visitation (CV)	34 38%
Criminal Misdemeanor (CM)	12 13%
Traffic (T)	8 9%
Civil Support (VS)	7 8%
Abuse or Neglect (AN)	6 7%
Others	22 25%
Total	89 100%

Special Case Activities

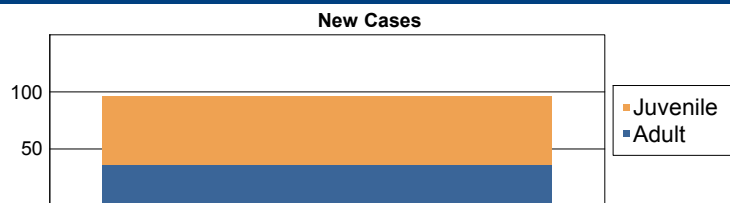
Emergency Protective Order	PE	1.0	6
----------------------------	----	-----	---

Commonwealth of Virginia
Caseload Statistics of the J&DR District Courts

Buckingham

October 2016

	Filing Type	Hearings Per Case	Filings	Hearings	Concluded	Clearance Rate
Adult						
Capias	CA	4.0	1	5	2	200%
Criminal Felony	CF	4.2	2	12	5	250%
Criminal Misdemeanor	CM	3.0	7	37	9	129%
Protective Order – Family Abuse	FP	1.0	1	2	1	100%
Protective Order – Stalking/Acts of Violence	PC	3.0	1	3	1	100%
Show Cause	SC	3.0	13	67	27	208%
Civil Support	VS	2.3	11	24	11	100%
Adult Total			36	150	56	155.6%
Juvenile						
Abuse or Neglect	AN	0.0	0	4	0	0%
Child in Need of Services	CS	4.0	0	2	2	0%
Custody Visitation	CV	1.7	37	93	28	76%
Delinquency Felony	DF	0.0	4	8	0	0%
Delinquency Misdemeanor	DM	2.5	10	18	2	20%
Foster Care Review	FC	1.0	1	1	1	100%
Protective Order – Stalking/Acts of Violence	PC	1.0	6	6	6	100%
Paternity	PT	3.5	0	2	2	0%
Show Cause	SC	0.0	1	4	0	0%
Status Offense	ST	2.7	0	4	3	0%
Traffic	T	0.0	1	2	0	0%
Truancy/Runaway (Child in Need of Supervision)	TR	3.0	0	8	1	0%
Juvenile Total			60	152	45	75.0%
Totals			96	302	101	105.2%



	Total Filings with %
Custody Visitation (CV)	37 39%
Show Cause (SC)	14 15%
Civil Support (VS)	11 11%
Delinquency Misdemeanor (DM)	10 10%
Criminal Misdemeanor (CM)	7 7%
Others	17 18%
Total	96 100%

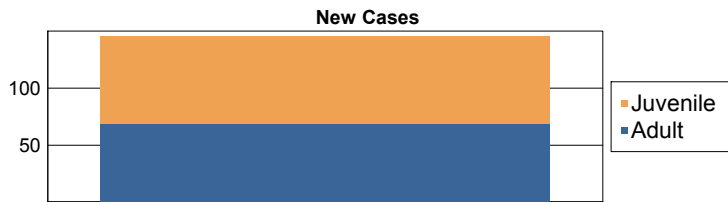
Special Case Activities

Emergency Protective Order	PE	1.1	9
----------------------------	----	-----	---

Commonwealth of Virginia
Caseload Statistics of the J&DR District Courts
 September 2016

Buckingham

	Filing Type	Hearings Per Case	Filings	Hearings	Concluded	Clearance Rate
Adult						
Capias	CA	4.6	2	8	5	250%
Criminal Felony	CF	0.0	5	6	0	0%
Criminal Misdemeanor	CM	3.1	22	59	20	91%
Protective Order – Family Abuse	FP	2.2	5	11	5	100%
Protective Order – Stalking/Acts of Violence	PC	1.0	1	1	1	100%
Show Cause	SC	3.7	23	67	39	170%
Civil Support	VS	2.8	11	39	21	191%
Adult Total			69	191	91	131.9%
Juvenile						
Abuse or Neglect	AN	0.0	2	2	0	0%
Child in Need of Services	CS	3.0	0	1	1	0%
Custody Visitation	CV	2.3	58	108	34	59%
Delinquency Felony	DF	4.1	3	13	7	233%
Delinquency Misdemeanor	DM	4.9	3	25	13	433%
Permanency Planning	PH	1.0	2	2	2	100%
Paternity	PT	1.0	2	3	1	50%
Show Cause	SC	2.5	4	10	2	50%
Status Offense	ST	4.0	2	4	1	50%
Traffic	T	4.0	1	5	4	400%
Truancy/Runaway (Child in Need of Supervision)	TR	0.0	0	2	0	0%
Juvenile Total			77	175	65	84.4%
Totals			146	366	156	106.8%



	Total Filings with %
Custody Visitation (CV)	58 40%
Show Cause (SC)	27 18%
Criminal Misdemeanor (CM)	22 15%
Civil Support (VS)	11 8%
Criminal Felony (CF)	5 3%
Others	23 16%
Total	146 100%

Special Case Activities

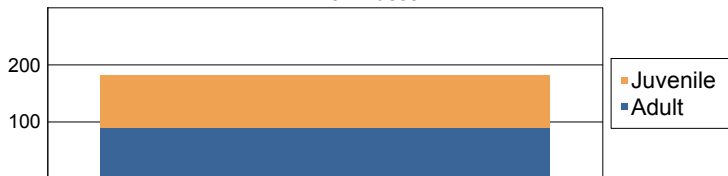
Emergency Protective Order	PE	1.1	11
----------------------------	----	-----	----

Commonwealth of Virginia
Caseload Statistics of the J&DR District Courts
August 2016

Buckingham

	Filing Type	Hearings Per Case	Filings	Hearings	Concluded	Clearance Rate
Adult						
Capias	CA	4.5	0	3	2	0%
Criminal Felony	CF	3.0	2	7	6	300%
Criminal Misdemeanor	CM	4.1	19	55	26	137%
Protective Order – Family Abuse	FP	1.5	2	6	4	200%
Protective Order – Stalking/Acts of Violence	PC	1.0	3	3	3	100%
Remand Support	RS	1.0	1	1	1	100%
Show Cause	SC	2.6	34	78	38	112%
Restricted License - Support	SL	1.0	1	1	1	100%
Civil Support	VS	2.0	27	50	35	130%
Adult Total			89	204	116	130.3%
Juvenile						
Child in Need of Services	CS	3.0	0	6	2	0%
Custody Visitation	CV	1.6	85	144	88	104%
Delinquency Felony	DF	2.6	1	7	5	500%
Delinquency Misdemeanor	DM	4.1	2	24	23	1,150%
Protective Order – Family Abuse	FP	2.0	0	1	1	0%
Remand Custody	RC	1.0	2	2	2	100%
Show Cause	SC	4.5	1	4	2	200%
Status Offense	ST	5.3	0	4	4	0%
Traffic	T	2.5	2	5	4	200%
Truancy/Runaway (Child in Need of Supervision)	TR	4.5	0	4	2	0%
Juvenile Total			93	201	133	143.0%
Totals			182	405	249	136.8%

New Cases



	Total Filings with %	
Custody Visitation (CV)	85	47%
Show Cause (SC)	35	19%
Civil Support (VS)	27	15%
Criminal Misdemeanor (CM)	19	10%
Protective Order – Stalking/Acts of V	3	2%
Others	13	7%
Total	182	100%

Special Case Activities

Emergency Protective Order	PE	1.0	16
----------------------------	----	-----	----

Commonwealth of Virginia
Caseload Statistics of the J&DR District Courts
July 2016

Buckingham

	Filing Type	Hearings Per Case	Filings	Hearings	Concluded	Clearance Rate
Adult						
Capias	CA	4.5	0	3	2	0%
Criminal Felony	CF	0.0	2	4	0	0%
Criminal Misdemeanor	CM	2.9	8	31	14	175%
Protective Order – Family Abuse	FP	1.7	9	15	9	100%
Protective Order – Stalking/Acts of Violence	PC	2.0	0	1	1	0%
Show Cause	SC	4.2	31	65	45	145%
Restricted License - Support	SL	1.0	2	2	2	100%
Civil Support	VS	1.7	28	50	41	146%
Adult Total			80	171	114	142.5%
Juvenile						
Child in Need of Services	CS	3.0	1	4	2	200%
Custody Visitation	CV	1.9	20	53	32	160%
Delinquency Felony	DF	4.0	2	8	2	100%
Delinquency Misdemeanor	DM	2.3	10	27	10	100%
Foster Care Review	FC	1.0	3	3	3	100%
Protective Order – Family Abuse	FP	1.0	2	2	1	50%
Paternity	PT	2.0	0	3	2	0%
Show Cause	SC	4.0	1	7	3	300%
Traffic	T	2.0	0	3	3	0%
Truancy/Runaway (Child in Need of Supervision)	TR	0.0	0	7	0	0%
Juvenile Total			39	117	58	148.7%
Totals			119	288	172	144.5%

New Cases



	Total Filings with %	
Show Cause (SC)	32	27%
Civil Support (VS)	28	24%
Custody Visitation (CV)	20	17%
Protective Order – Family Abuse (FP)	11	9%
Delinquency Misdemeanor (DM)	10	8%
Others	18	15%
Total	119	100%

Special Case Activities

Emergency Protective Order	PE	1.0	33
Non-Case	NC	1.0	1
Emergency Protective Order	PE	1.0	2

Commonwealth of Virginia
Caseload Statistics of the J&DR District Courts

Buckingham

June 2016

	Filing Type	Hearings Per Case	Filings	Hearings	Concluded	Clearance Rate
Adult						
Capias	CA	2.5	1	5	2	200%
Criminal Felony	CF	0.0	0	2	0	0%
Criminal Misdemeanor	CM	2.2	21	52	9	43%
Protective Order – Family Abuse	FP	1.0	8	8	4	50%
Protective Order – Stalking/Acts of Violence	PC	1.0	2	2	2	100%
Show Cause	SC	3.0	7	22	8	114%
Civil Support	VS	1.3	15	20	10	67%
Adult Total			54	111	35	64.8%
Juvenile						
Child in Need of Services	CS	3.0	2	7	2	100%
Custody Visitation	CV	2.2	38	99	39	103%
Delinquency Felony	DF	2.0	0	8	4	0%
Delinquency Misdemeanor	DM	2.0	0	22	4	0%
Show Cause	SC	0.0	1	3	0	0%
Traffic	T	0.0	2	4	0	0%
Truancy/Runaway (Child in Need of Supervision)	TR	0.0	7	10	0	0%
Juvenile Total			50	153	49	98.0%
Totals			104	264	84	80.8%



	Total Filings with %
Custody Visitation (CV)	38 37%
Criminal Misdemeanor (CM)	21 20%
Civil Support (VS)	15 14%
Protective Order – Family Abuse (FP)	8 8%
Show Cause (SC)	8 8%
Others	14 13%
Total	104 100%

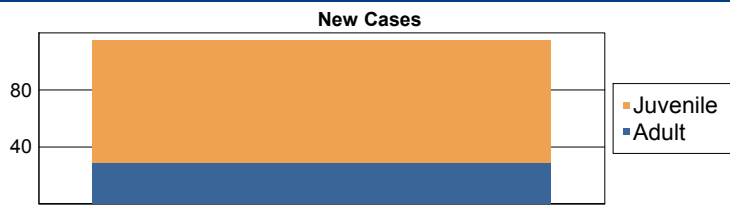
Special Case Activities

Emergency Protective Order	PE	1.0	7
----------------------------	----	-----	---

Commonwealth of Virginia
Caseload Statistics of the J&DR District Courts
 May 2016

Buckingham

	Filing Type	Hearings Per Case	Filings	Hearings	Concluded	Clearance Rate
Adult						
Capias	CA	2.5	1	5	2	200%
Criminal Felony	CF	6.0	1	5	2	200%
Criminal Misdemeanor	CM	3.7	8	31	6	75%
Protective Order – Family Abuse	FP	1.5	2	3	2	100%
Show Cause	SC	3.3	9	27	9	100%
Civil Support	VS	2.6	8	20	10	125%
Adult Total			29	91	31	106.9%
Juvenile						
Child in Need of Services	CS	0.0	1	1	0	0%
Custody Visitation	CV	2.7	51	86	24	47%
Delinquency Felony	DF	0.0	6	11	0	0%
Delinquency Misdemeanor	DM	2.5	20	34	11	55%
Foster Care Review	FC	1.0	2	2	2	100%
Paternity	PT	4.0	1	4	2	200%
Show Cause	SC	2.0	1	3	1	100%
Traffic	T	2.5	4	7	2	50%
Truancy/Runaway (Child in Need of Supervision)	TR	3.0	0	1	1	0%
Juvenile Total			86	149	43	50.0%
Totals			115	240	74	64.3%



	Total Filings with %	
Custody Visitation (CV)	51	44%
Delinquency Misdemeanor (DM)	20	17%
Show Cause (SC)	10	9%
Civil Support (VS)	8	7%
Criminal Misdemeanor (CM)	8	7%
Others	18	16%
Total	115	100%

Special Case Activities

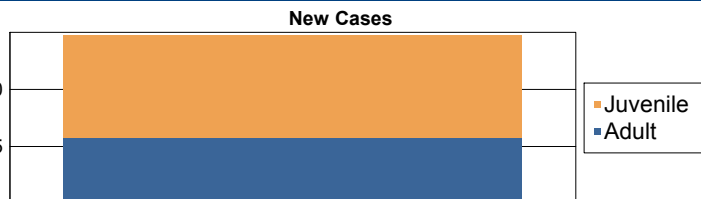
Emergency Protective Order	PE	1.0	6
----------------------------	----	-----	---

Commonwealth of Virginia
Caseload Statistics of the J&DR District Courts

Buckingham

April 2016

	Filing Type	Hearings Per Case	Filings	Hearings	Concluded	Clearance Rate
Adult						
Protective Order - Non Family Abuse	AP	1.0	1	1	1	100%
Capias	CA	0.0	2	7	0	0%
Criminal Felony	CF	3.0	0	4	1	0%
Criminal Misdemeanor	CM	2.9	9	30	17	189%
Protective Order – Family Abuse	FP	1.3	2	3	3	150%
Protective Order – Stalking/Acts of Violence	PC	2.0	0	2	2	0%
Show Cause	SC	2.5	8	34	19	238%
Civil Support	VS	2.4	7	17	8	114%
Adult Total			29	98	51	175.9%
Juvenile						
Child in Need of Services	CS	3.0	2	6	2	100%
Custody Visitation	CV	1.7	38	71	26	68%
Delinquency Felony	DF	0.0	2	3	0	0%
Delinquency Misdemeanor	DM	3.0	1	9	1	100%
Foster Care Review	FC	1.0	1	1	1	100%
Protective Order – Stalking/Acts of Violence	PC	2.0	0	1	1	0%
Show Cause	SC	3.0	1	3	1	100%
Traffic	T	3.0	0	2	1	0%
Truancy/Runaway (Child in Need of Supervision)	TR	0.0	0	4	0	0%
Juvenile Total			45	100	33	73.3%
Totals			74	198	84	113.5%



	Total Filings with %	
Custody Visitation (CV)	38	51%
Criminal Misdemeanor (CM)	9	12%
Show Cause (SC)	9	12%
Civil Support (VS)	7	9%
Capias (CA)	2	3%
Others	9	12%
Total	74	100%

Special Case Activities

Emergency Protective Order	PE	1.0	6
----------------------------	----	-----	---

Commonwealth of Virginia
Caseload Statistics of the J&DR District Courts

Buckingham

March 2016

	Filing Type	Hearings Per Case	Filings	Hearings	Concluded	Clearance Rate
Adult						
Capias	CA	0.0	0	2	0	0%
Criminal Felony	CF	0.0	1	3	0	0%
Criminal Misdemeanor	CM	2.7	18	37	11	61%
Protective Order – Family Abuse	FP	2.0	0	1	1	0%
Protective Order – Stalking/Acts of Violence	PC	1.0	4	4	2	50%
Show Cause	SC	3.0	13	32	4	31%
Civil Support	VS	2.5	10	28	11	110%
Adult Total			46	107	29	63.0%
Juvenile						
Child in Need of Services	CS	4.0	2	5	1	50%
Custody Visitation	CV	3.2	9	48	26	289%
Delinquency Felony	DF	8.0	0	3	1	0%
Delinquency Misdemeanor	DM	2.1	9	21	9	100%
Initial Foster Care Review	IF	1.0	1	1	1	100%
Protective Order – Stalking/Acts of Violence	PC	0.0	1	1	0	0%
Permanency Planning	PH	2.0	0	1	1	0%
Paternity	PT	0.0	1	3	0	0%
Show Cause	SC	0.0	1	1	0	0%
Traffic	T	1.7	2	4	3	150%
Termination of Parental Rights	TP	3.0	0	2	1	0%
Truancy/Runaway (Child in Need of Supervision)	TR	0.0	3	3	0	0%
Juvenile Total			29	93	43	148.3%
Totals			75	200	72	96.0%



	Total Filings with %
Criminal Misdemeanor (CM)	18 24%
Show Cause (SC)	14 19%
Civil Support (VS)	10 13%
Custody Visitation (CV)	9 12%
Delinquency Misdemeanor (DM)	9 12%
Others	15 20%
Total	75 100%

Special Case Activities

Emergency Protective Order	PE	1.0	5
----------------------------	----	-----	---

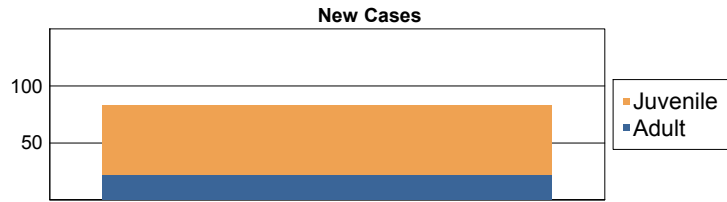
Commonwealth of Virginia
Caseload Statistics of the J&DR District Courts

Buckingham

February 2016

	Filing Type	Hearings Per Case	Filings	Hearings	Concluded	Clearance Rate
Adult						
Capias	CA	1.0	4	5	1	25%
Criminal Felony	CF	2.0	0	5	1	0%
Criminal Misdemeanor	CM	3.1	5	27	14	280%
Protective Order – Family Abuse	FP	1.0	3	6	1	33%
Show Cause	SC	3.3	5	31	6	120%
Civil Support	VS	3.3	5	20	11	220%
Adult Total			22	94	34	154.5%
Juvenile						
Child in Need of Services	CS	2.0	2	6	2	100%
Custody Visitation	CV	2.8	40	113	46	115%
Delinquency Felony	DF	0.0	2	6	0	0%
Delinquency Misdemeanor	DM	2.2	14	26	9	64%
Show Cause	SC	3.0	0	1	1	0%
Status Offense	ST	4.0	0	1	1	0%
Traffic	T	2.0	2	4	2	100%
Termination of Parental Rights	TP	0.0	1	1	0	0%
Truancy/Runaway (Child in Need of Supervision)	TR	0.0	0	1	0	0%
Juvenile Total			61	159	61	100.0%

Totals			83	253	95	114.5%
---------------	--	--	-----------	------------	-----------	---------------



	Total Filings with %	
Custody Visitation (CV)	40	48%
Delinquency Misdemeanor (DM)	14	17%
Civil Support (VS)	5	6%
Criminal Misdemeanor (CM)	5	6%
Show Cause (SC)	5	6%
Others	14	17%
Total	83	100%

Special Case Activities

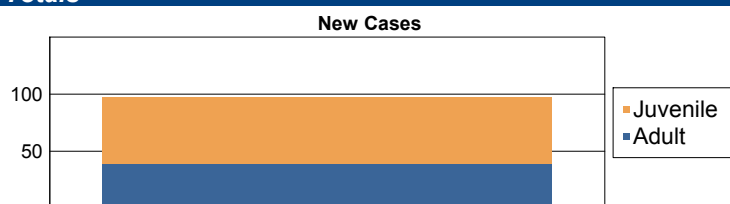
Emergency Protective Order	PE	1.0	5
Emergency Custody Order	EC	1.0	2
Emergency Protective Order	PE	1.0	2

Commonwealth of Virginia
Caseload Statistics of the J&DR District Courts

Buckingham

January 2016

	Filing Type	Hearings Per Case	Filings	Hearings	Concluded	Clearance Rate
Adult						
Capias	CA	0.0	1	1	0	0%
Criminal Felony	CF	2.0	1	5	2	200%
Criminal Misdemeanor	CM	1.8	10	21	4	40%
Protective Order – Family Abuse	FP	0.0	1	1	0	0%
Protective Order – Stalking/Acts of Violence	PC	1.0	1	1	1	100%
Show Cause	SC	2.0	11	23	1	9%
Civil Support	VS	1.7	14	23	3	21%
Adult Total			39	75	11	28.2%
Juvenile						
Child in Need of Services	CS	5.0	1	3	1	100%
Custody Visitation	CV	1.8	41	65	11	27%
Delinquency Felony	DF	3.4	1	7	5	500%
Delinquency Misdemeanor	DM	2.8	6	20	9	150%
Initial Foster Care Review	IF	1.0	1	1	1	100%
Motion - Modify Protective Order	MP	2.0	0	1	1	0%
Permanency Planning	PH	0.0	1	1	0	0%
Paternity	PT	0.0	1	2	0	0%
Show Cause	SC	0.0	1	1	0	0%
Traffic	T	2.0	4	6	2	50%
Truancy/Runaway (Child in Need of Supervision)	TR	0.0	1	1	0	0%
Juvenile Total			58	108	30	51.7%
Totals			97	183	41	42.3%



	Total Filings with %
Custody Visitation (CV)	41 42%
Civil Support (VS)	14 14%
Show Cause (SC)	12 12%
Criminal Misdemeanor (CM)	10 10%
Delinquency Misdemeanor (DM)	6 6%
Others	14 14%
Total	97 100%

Special Case Activities

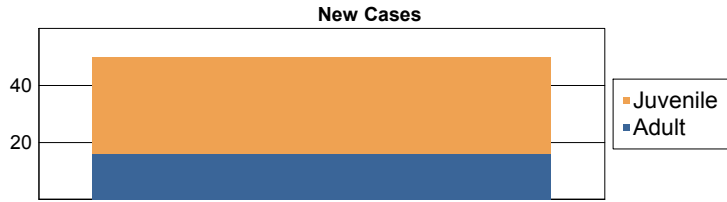
Emergency Protective Order	PE	1.0	3
----------------------------	----	-----	---

Commonwealth of Virginia
Caseload Statistics of the J&DR District Courts

Buena Vista

December 2016

	Filing Type	Hearings Per Case	Filings	Hearings	Concluded	Clearance Rate
Adult						
Capias	CA	6.5	0	2	2	0%
Criminal Felony	CF	0.0	1	1	0	0%
Criminal Misdemeanor	CM	0.0	2	7	0	0%
Protective Order – Family Abuse	FP	1.5	3	5	4	133%
Other	OT	1.0	1	1	1	100%
Show Cause	SC	2.7	3	15	9	300%
Civil Support	VS	1.0	6	10	2	33%
Adult Total			16	41	18	112.5%
Juvenile						
Abuse or Neglect	AN	3.3	5	13	3	60%
Custody Visitation	CV	1.3	22	35	14	64%
Delinquency Felony	DF	7.0	0	9	3	0%
Delinquency Misdemeanor	DM	7.0	4	9	1	25%
Traffic	T	1.0	3	3	3	100%
Termination of Parental Rights	TP	0.0	0	1	0	0%
Juvenile Total			34	70	24	70.6%
Totals			50	111	42	84.0%



	Total Filings with %	
Custody Visitation (CV)	22	44%
Civil Support (VS)	6	12%
Abuse or Neglect (AN)	5	10%
Delinquency Misdemeanor (DM)	4	8%
Protective Order – Family Abuse (FP)	3	6%
Others	10	20%
Total	50	100%

Special Case Activities

Emergency Protective Order	PE	1.0	5
----------------------------	----	-----	---

Commonwealth of Virginia
Caseload Statistics of the J&DR District Courts

Buena Vista

November 2016

	Filing Type	Hearings Per Case	Filings	Hearings	Concluded	Clearance Rate
Adult						
Capias	CA	0.0	0	2	0	0%
Criminal Felonv	CF	3.0	1	3	1	100%
Criminal Misdemeanor	CM	2.0	6	13	1	17%
Protective Order – Family Abuse	FP	2.5	2	5	2	100%
Other	OT	2.0	0	1	1	0%
Remand Support	RS	1.0	1	1	1	100%
Show Cause	SC	2.5	8	23	10	125%
Civil Support	VS	1.6	9	14	7	78%
Adult Total			27	62	23	85.2%
Juvenile						
Abuse or Neglect	AN	4.0	0	12	5	0%
Child in Need of Services	CS	0.0	2	3	0	0%
Custody Visitation	CV	1.5	28	39	13	46%
Delinquency Felonv	DF	0.0	2	7	0	0%
Delinquency Misdemeanor	DM	0.0	1	11	0	0%
Initial Foster Care Review	IF	1.0	1	1	1	100%
Paternity	PT	0.0	1	1	0	0%
Show Cause	SC	0.0	1	3	0	0%
Status Offense	ST	0.0	0	1	0	0%
Traffic	T	0.0	0	1	0	0%
Truancy/Runaway (Child in Need of Supervision)	TR	7.0	0	1	1	0%
Juvenile Total			36	80	20	55.6%
Totals			63	142	43	68.3%

New Cases



	Total Filings with %
Custody Visitation (CV)	28 44%
Civil Support (VS)	9 14%
Show Cause (SC)	9 14%
Criminal Misdemeanor (CM)	6 10%
Child in Need of Services (CS)	2 3%
Others	9 14%
Total	63 100%

Special Case Activities

Emergency Protective Order	PE	1.0	6
Emergency Protective Order	PE	1.0	2


Commonwealth of Virginia
Caseload Statistics of the J&DR District Courts

Buena Vista

October 2016

	Filing Type	Hearings Per Case	Filings	Hearings	Concluded	Clearance Rate
Adult						
Capias	CA	0.0	1	1	0	0%
Criminal Felony	CF	5.0	1	2	1	100%
Criminal Misdemeanor	CM	5.2	1	14	5	500%
Protective Order – Family Abuse	FP	1.5	4	5	2	50%
Other	OT	1.0	2	2	1	50%
Show Cause	SC	2.3	10	23	8	80%
Civil Support	VS	2.4	7	14	5	71%
Adult Total			26	61	22	84.6%
Juvenile						
Abuse or Neglect	AN	3.0	7	14	2	29%
Relief of Custody	CR	3.0	0	2	2	0%
Child in Need of Services	CS	0.0	0	1	0	0%
Custody Visitation	CV	1.6	26	41	19	73%
Delinquency Felony	DF	0.0	0	17	0	0%
Delinquency Misdemeanor	DM	5.0	0	12	3	0%
Initial Foster Care Review	IF	1.0	3	3	3	100%
Paternity	PT	0.0	1	1	0	0%
Show Cause	SC	3.0	0	3	1	0%
Status Offense	ST	0.0	0	2	0	0%
Traffic	T	1.0	2	2	1	50%
Termination of Parental Rights	TP	1.0	1	1	1	100%
Truancy/Runaway (Child in Need of Supervision)	TR	1.0	1	3	1	100%
Juvenile Total			41	102	33	80.5%
Totals			67	163	55	82.1%

New Cases



	Total Filings with %
Custody Visitation (CV)	26 39%
Show Cause (SC)	10 15%
Abuse or Neglect (AN)	7 10%
Civil Support (VS)	7 10%
Protective Order – Family Abuse (FP)	4 6%
Others	13 19%
Total	67 100%

Special Case Activities

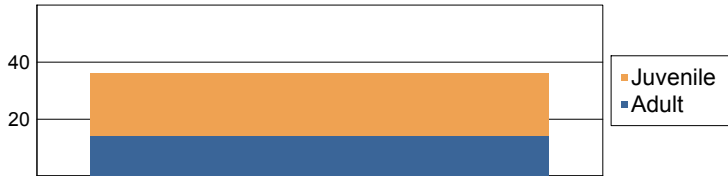
Emergency Protective Order	PE	1.0	4
----------------------------	----	-----	---

Commonwealth of Virginia
Caseload Statistics of the J&DR District Courts
September 2016

Buena Vista

	Filing Type	Hearings Per Case	Filings	Hearings	Concluded	Clearance Rate
Adult						
Criminal Felonv	CF	0.0	0	2	0	0%
Criminal Misdemeanor	CM	2.0	2	12	6	300%
Protective Order – Family Abuse	FP	2.0	1	2	1	100%
Show Cause	SC	5.3	6	16	3	50%
Civil Support	VS	1.4	5	9	7	140%
Adult Total			14	41	17	121.4%
Juvenile						
Abuse or Neglect	AN	3.8	0	11	10	0%
Custody Visitation	CV	1.3	13	17	13	100%
Delinquency Felonv	DF	4.0	0	15	4	0%
Delinquency Misdemeanor	DM	4.0	0	9	3	0%
Initial Foster Care Review	IF	1.0	2	2	2	100%
Juvenile Support	JS	1.0	1	1	1	100%
Motion - Modifv Protective Order	MP	1.0	1	1	1	100%
Permanency Planning	PH	1.0	1	1	1	100%
Remand Custody	RC	1.0	1	1	1	100%
Remand Visitation	RV	1.0	1	1	1	100%
Status Offense	ST	0.0	0	5	0	0%
Traffic	T	1.0	2	2	1	50%
Truancy/Runaway (Child in Need of Supervision)	TR	0.0	0	2	0	0%
Juvenile Total			22	68	38	172.7%
Totals			36	109	55	152.8%

New Cases



	Total Filings with %
Custody Visitation (CV)	13 36%
Show Cause (SC)	6 17%
Civil Support (VS)	5 14%
Criminal Misdemeanor (CM)	2 6%
Initial Foster Care Review (IF)	2 6%
Others	8 22%
Total	36 100%

Special Case Activities

Emergency Protective Order	PE	1.0	2
Non-Case	NC	1.0	1

Commonwealth of Virginia
Caseload Statistics of the J&DR District Courts
August 2016

Buena Vista

	Filing Type	Hearings Per Case	Filings	Hearings	Concluded	Clearance Rate
Adult						
Protective Order - Non Family Abuse	AP	1.0	1	1	1	100%
Capias	CA	2.0	0	4	1	0%
Criminal Felony	CF	3.0	1	4	2	200%
Criminal Misdemeanor	CM	3.0	9	15	2	22%
Protective Order – Family Abuse	FP	1.5	1	2	2	200%
Motion - Modify Protective Order	MP	1.0	1	1	1	100%
Remand Support	RS	1.0	1	1	1	100%
Show Cause	SC	3.5	0	9	2	0%
Civil Support	VS	1.3	10	13	6	60%
Adult Total			24	50	18	75.0%
Juvenile						
Abuse or Neglect	AN	3.0	11	40	6	55%
Relief of Custody	CR	0.0	0	2	0	0%
Custody Visitation	CV	1.6	8	20	9	113%
Delinquency Felony	DF	0.0	6	16	0	0%
Delinquency Misdemeanor	DM	6.5	6	18	2	33%
Paternity	PT	2.0	0	1	1	0%
Remand Custody	RC	1.0	2	2	2	100%
Remand Visitation	RV	1.0	2	2	2	100%
Traffic	T	3.0	0	7	7	0%
Truancy/Runaway (Child in Need of Supervision)	TR	2.0	0	1	1	0%
Juvenile Total			35	109	30	85.7%
Totals			59	159	48	81.4%

New Cases



	Total Filings with %	
Abuse or Neglect (AN)	11	19%
Civil Support (VS)	10	17%
Criminal Misdemeanor (CM)	9	15%
Custody Visitation (CV)	8	14%
Delinquency Felony (DF)	6	10%
Others	15	25%
Total	59	100%

Special Case Activities

Emergency Protective Order	PE	1.0	8
Mental Commitment	MC	1.0	2

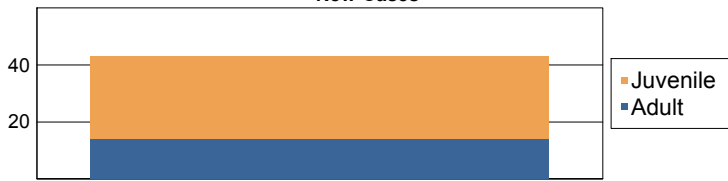
Commonwealth of Virginia
Caseload Statistics of the J&DR District Courts

Buena Vista

July 2016

	Filing Type	Hearings Per Case	Filings	Hearings	Concluded	Clearance Rate
Adult						
Protective Order - Non Family Abuse	AP	3.0	0	1	1	0%
Capias	CA	0.0	0	1	0	0%
Criminal Felony	CF	2.5	2	8	2	100%
Criminal Misdemeanor	CM	3.2	2	16	11	550%
Protective Order – Family Abuse	FP	2.7	2	5	3	150%
Show Cause	SC	3.0	3	9	3	100%
Civil Support	VS	1.0	5	8	3	60%
Adult Total			14	48	23	164.3%
Juvenile						
Abuse or Neglect	AN	0.0	6	8	0	0%
Relief of Custody	CR	0.0	2	2	0	0%
Custody Visitation	CV	1.5	15	21	4	27%
Delinquency Felony	DF	0.0	3	7	0	0%
Delinquency Misdemeanor	DM	2.3	2	14	4	200%
Show Cause	SC	0.0	0	1	0	0%
Status Offense	ST	3.0	0	1	1	0%
Traffic	T	0.0	1	6	0	0%
Juvenile Total			29	60	9	31.0%
Totals			43	108	32	74.4%

New Cases



	Total Filings with %
Custody Visitation (CV)	15 35%
Abuse or Neglect (AN)	6 14%
Civil Support (VS)	5 12%
Delinquency Felony (DF)	3 7%
Show Cause (SC)	3 7%
Others	11 26%
Total	43 100%

Special Case Activities

Emergency Protective Order	PE	1.0	5
----------------------------	----	-----	---

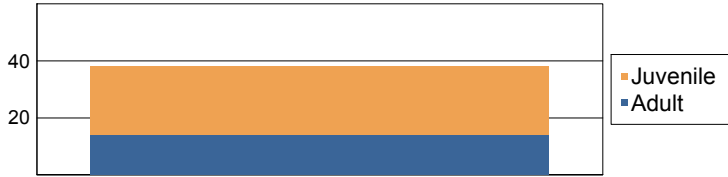
Commonwealth of Virginia
Caseload Statistics of the J&DR District Courts

Buena Vista

June 2016

	Filing Type	Hearings Per Case	Filings	Hearings	Concluded	Clearance Rate
Adult						
Protective Order - Non Family Abuse	AP	2.0	2	4	1	50%
Capias	CA	3.0	0	2	1	0%
Criminal Felony	CF	0.0	3	3	0	0%
Criminal Misdemeanor	CM	2.8	4	12	4	100%
Protective Order – Family Abuse	FP	0.0	0	1	0	0%
Other	OT	2.0	0	2	2	0%
Show Cause	SC	5.5	4	18	6	150%
Civil Support	VS	3.4	1	7	5	500%
Adult Total			14	49	19	135.7%
Juvenile						
Abuse or Neglect	AN	4.0	0	1	1	0%
Protective Order – Non Family Abuse	AP	2.0	2	4	2	100%
Child in Need of Services	CS	3.0	0	1	1	0%
Custody Visitation	CV	2.0	11	27	15	136%
Delinquency Felony	DF	0.0	0	17	0	0%
Delinquency Misdemeanor	DM	5.3	6	16	4	67%
Show Cause	SC	5.0	1	4	1	100%
Status Offense	ST	3.0	1	6	2	200%
Traffic	T	2.0	1	2	1	100%
Termination of Parental Rights	TP	1.0	1	1	1	100%
Truancy/Runaway (Child in Need of Supervision)	TR	5.0	1	6	2	200%
Juvenile Total			24	85	30	125.0%
Totals			38	134	49	128.9%

New Cases



	Total Filings with %
Custody Visitation (CV)	11 29%
Delinquency Misdemeanor (DM)	6 16%
Show Cause (SC)	5 13%
Criminal Misdemeanor (CM)	4 11%
Criminal Felony (CF)	3 8%
Others	9 24%
Total	38 100%

Special Case Activities

Emergency Protective Order	PE	1.0	6
Emergency Protective Order	PE	1.0	2

Commonwealth of Virginia
Caseload Statistics of the J&DR District Courts
 May 2016

Buena Vista

	Filing Type	Hearings Per Case	Filings	Hearings	Concluded	Clearance Rate
Adult						
Capias	CA	0.0	0	1	0	0%
Criminal Felony	CF	3.0	0	1	1	0%
Criminal Misdemeanor	CM	2.0	5	13	1	20%
Protective Order – Family Abuse	FP	2.0	2	4	2	100%
Motion - Modifv Protective Order	MP	1.0	1	1	1	100%
Other	OT	0.0	1	1	0	0%
Remand Support	RS	1.0	2	2	2	100%
Show Cause	SC	3.0	1	13	1	100%
Civil Support	VS	2.4	10	15	8	80%
Adult Total			22	51	16	72.7%
Juvenile						
Abuse or Neglect	AN	0.0	1	3	0	0%
Child in Need of Services	CS	0.0	1	3	0	0%
Custody Visitation	CV	2.5	18	30	19	106%
Delinquency Felony	DF	0.0	0	8	0	0%
Delinquency Misdemeanor	DM	0.0	1	6	0	0%
Paternity	PT	0.0	1	1	0	0%
Remand Custody	RC	1.0	1	1	1	100%
Status Offense	ST	0.0	2	2	0	0%
Traffic	T	0.0	1	4	0	0%
Termination of Parental Rights	TP	2.0	0	3	3	0%
Truancy/Runaway (Child in Need of Supervision)	TR	1.0	3	3	2	67%
Juvenile Total			29	64	25	86.2%
Totals			51	115	41	80.4%

New Cases



	Total Filings with %
Custody Visitation (CV)	18 35%
Civil Support (VS)	10 20%
Criminal Misdemeanor (CM)	5 10%
Truancy/Runaway (Child in Need of S	3 6%
Protective Order – Family Abuse (FP)	2 4%
Others	13 25%
Total	51 100%

Special Case Activities

Emergency Protective Order	PE	1.0	5
Mental Commitment	MC	1.0	2


Commonwealth of Virginia
Caseload Statistics of the J&DR District Courts

Buena Vista

April 2016

	Filing Type	Hearings Per Case	Filings	Hearings	Concluded	Clearance Rate
Adult						
Capias	CA	2.7	1	4	3	300%
Criminal Felonv	CF	3.0	0	2	1	0%
Criminal Misdemeanor	CM	2.7	5	14	7	140%
Protective Order – Family Abuse	FP	0.0	1	2	0	0%
Motion - Modifv Protective Order	MP	2.0	1	2	1	100%
Show Cause	SC	4.3	0	21	6	0%
Civil Support	VS	2.0	3	7	3	100%
Adult Total			11	52	21	190.9%
Juvenile						
Custody Visitation	CV	2.3	11	20	9	82%
Delinquency Felonv	DF	0.0	3	11	0	0%
Delinquency Misdemeanor	DM	5.3	5	18	6	120%
Foster Care Review	FC	1.0	1	1	1	100%
Show Cause	SC	3.0	0	4	2	0%
Status Offense	ST	0.0	0	1	0	0%
Traffic	T	2.0	0	1	1	0%
Termination of Parental Rights	TP	0.0	3	3	0	0%
Truancy/Runaway (Child in Need of Supervision)	TR	2.5	0	7	4	0%
Juvenile Total			23	66	23	100.0%
Totals			34	118	44	129.4%

New Cases



	Total Filings with %
Custody Visitation (CV)	11 32%
Criminal Misdemeanor (CM)	5 15%
Delinquency Misdemeanor (DM)	5 15%
Civil Support (VS)	3 9%
Delinquency Felony (DF)	3 9%
Others	7 21%
Total	34 100%

Special Case Activities

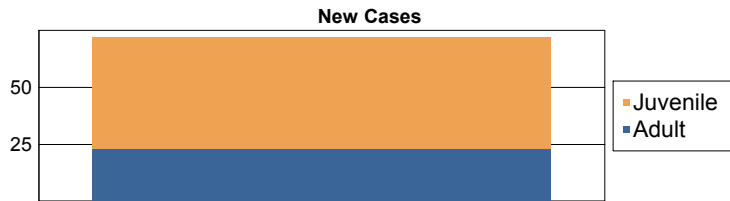
Emeraency Protective Order	PE	1.0	4
----------------------------	----	-----	---

Commonwealth of Virginia
Caseload Statistics of the J&DR District Courts

Buena Vista

March 2016

	Filing Type	Hearings Per Case	Filings	Hearings	Concluded	Clearance Rate
Adult						
Capias	CA	0.0	2	2	0	0%
Criminal Felony	CF	2.0	1	3	1	100%
Criminal Misdemeanor	CM	2.0	7	16	6	86%
Protective Order – Family Abuse	FP	1.5	2	3	2	100%
Other	OT	1.0	1	1	1	100%
Remand Support	RS	1.0	2	2	2	100%
Show Cause	SC	3.5	4	22	6	150%
Civil Support	VS	1.6	4	14	7	175%
Adult Total			23	63	25	108.7%
Juvenile						
Child in Need of Services	CS	0.0	1	1	0	0%
Custody Visitation	CV	1.9	17	42	24	141%
Delinquency Felony	DF	8.0	13	20	2	15%
Delinquency Misdemeanor	DM	7.0	6	19	5	83%
Remand Custody	RC	1.0	4	4	4	100%
Remand Visitation	RV	1.0	3	3	3	100%
Show Cause	SC	2.5	2	6	2	100%
Traffic	T	2.0	3	6	2	67%
Truancy/Runaway (Child in Need of Supervision)	TR	2.0	0	1	1	0%
Juvenile Total			49	102	43	87.8%
Totals			72	165	68	94.4%



	Total Filings with %
Custody Visitation (CV)	17 24%
Delinquency Felony (DF)	13 18%
Criminal Misdemeanor (CM)	7 10%
Delinquency Misdemeanor (DM)	6 8%
Show Cause (SC)	6 8%
Others	23 32%
Total	72 100%

Special Case Activities

Emergency Protective Order	PE	1.0	3
----------------------------	----	-----	---

**Commonwealth of Virginia
Caseload Statistics of the J&DR District Courts**

Buena Vista

February 2016

	Filing Type	Hearings Per Case	Filings	Hearings	Concluded	Clearance Rate
Adult						
Capias	CA	0.0	0	2	0	0%
Criminal Felony	CF	0.0	2	2	0	0%
Criminal Misdemeanor	CM	2.3	7	15	4	57%
Protective Order – Family Abuse	FP	2.0	2	3	1	50%
Motion - Modifv Protective Order	MP	1.0	1	1	1	100%
Other	OT	1.0	3	3	2	67%
Show Cause	SC	3.0	3	23	3	100%
Civil Support	VS	1.0	5	9	3	60%
Adult Total			23	58	14	60.9%
Juvenile						
Custody Visitation	CV	1.9	2	27	11	550%
Delinquency Felony	DF	0.0	0	5	0	0%
Delinquency Misdemeanor	DM	4.0	1	7	1	100%
Foster Care Review	FC	1.0	1	1	1	100%
Show Cause	SC	0.0	1	2	0	0%
Status Offense	ST	6.0	0	1	1	0%
Traffic	T	1.5	3	4	2	67%
Truancy/Runaway (Child in Need of Supervision)	TR	0.0	4	5	0	0%
Juvenile Total			12	52	16	133.3%
Totals			35	110	30	85.7%

New Cases



	Total Filings with %
Criminal Misdemeanor (CM)	7 20%
Civil Support (VS)	5 14%
Show Cause (SC)	4 11%
Truancy/Runaway (Child in Need of S	4 11%
Other (OT)	3 9%
Others	12 34%
Total	35 100%

Special Case Activities

Emergency Protective Order	PE	1.0	6
----------------------------	----	-----	---

Commonwealth of Virginia
Caseload Statistics of the J&DR District Courts
January 2016

Buena Vista

	Filing Type	Hearings Per Case	Filings	Hearings	Concluded	Clearance Rate
Adult						
Capias	CA	3.0	3	6	1	33%
Criminal Felony	CF	2.0	0	2	2	0%
Criminal Misdemeanor	CM	3.0	6	18	7	117%
Protective Order – Family Abuse	FP	2.0	1	2	1	100%
Other	OT	1.0	2	2	2	100%
Remand Support	RS	1.0	1	1	1	100%
Show Cause	SC	1.8	14	32	6	43%
Civil Support	VS	1.1	9	12	7	78%
Adult Total			36	75	27	75.0%
Juvenile						
Custody Visitation	CV	1.6	28	39	9	32%
Delinquency Felony	DF	0.0	1	8	0	0%
Delinquency Misdemeanor	DM	4.0	3	16	4	133%
Entrustment Agreement	ET	1.0	2	2	2	100%
Initial Foster Care Review	IF	1.0	1	1	1	100%
Show Cause	SC	0.0	2	3	0	0%
Status Offense	ST	6.0	0	4	1	0%
Traffic	T	0.0	4	4	0	0%
Truancy/Runaway (Child in Need of Supervision)	TR	0.0	0	1	0	0%
Juvenile Total			41	78	17	41.5%
Totals			77	153	44	57.1%



	Total Filings with %
Custody Visitation (CV)	28 36%
Show Cause (SC)	16 21%
Civil Support (VS)	9 12%
Criminal Misdemeanor (CM)	6 8%
Traffic (T)	4 5%
Others	14 18%
Total	77 100%

Special Case Activities

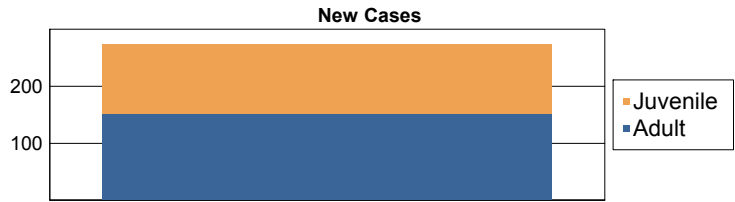
Emergency Protective Order	PE	1.0	5
----------------------------	----	-----	---

Commonwealth of Virginia
Caseload Statistics of the J&DR District Courts

Campbell

December 2016

	Filing Type	Hearings Per Case	Filings	Hearings	Concluded	Clearance Rate
Adult						
Protective Order - Non Family Abuse	AP	0.0	0	1	0	0%
Capias	CA	1.5	16	32	22	138%
Criminal Felony	CF	2.3	8	20	10	125%
Criminal Misdemeanor	CM	2.8	37	78	24	65%
Protective Order – Family Abuse	FP	2.1	14	30	15	107%
Protective Order - Violation of Protective Order Conviction	PV	1.0	2	2	2	100%
Remand Support	RS	1.0	2	2	2	100%
Show Cause	SC	2.9	32	92	35	109%
Restricted License - Support	SL	1.0	1	1	1	100%
Civil Support	VS	1.4	40	57	40	100%
Adult Total			152	315	151	99.3%
Juvenile						
Abuse or Neglect	AN	0.0	3	6	0	0%
Child in Need of Services	CS	2.0	4	6	2	50%
Custody Visitation	CV	1.8	75	160	100	133%
Delinquency Felony	DF	2.3	3	10	3	100%
Delinquency Misdemeanor	DM	2.3	6	24	7	117%
Foster Care Review	FC	1.0	2	2	2	100%
Motion - Modify Protective Order	MP	0.0	2	2	0	0%
Permanency Planning	PH	1.0	1	1	1	100%
Paternity	PT	1.0	2	2	2	100%
Remand Custody	RC	1.0	6	6	6	100%
Remand Visitation	RV	1.0	6	6	6	100%
Status Offense	ST	1.6	3	6	5	167%
Traffic	T	2.0	5	7	6	120%
Termination of Parental Rights	TP	2.3	2	5	4	200%
Truancy/Runaway (Child in Need of Supervision)	TR	2.0	2	5	1	50%
Juvenile Total			122	248	145	118.9%
Totals			274	563	296	108.0%



	Total Filings with %
Custody Visitation (CV)	75 27%
Civil Support (VS)	40 15%
Criminal Misdemeanor (CM)	37 14%
Show Cause (SC)	32 12%
Capias (CA)	16 6%
Others	74 27%
Total	274 100%

Special Case Activities

Emergency Protective Order	PE	1.0	30
Emergency Protective Order	PE	1.0	6

Commonwealth of Virginia
Caseload Statistics of the J&DR District Courts

Campbell

November 2016

	Filing Type	Hearings Per Case	Filings	Hearings	Concluded	Clearance Rate
Adult						
Capias	CA	2.0	11	19	7	64%
Criminal Felonv	CF	2.9	7	19	9	129%
Criminal Misdemeanor	CM	2.9	22	71	30	136%
Protective Order – Family Abuse	FP	2.1	10	19	7	70%
Motion - Modifv Protective Order	MP	1.2	4	5	5	125%
Remand Support	RS	1.0	2	2	2	100%
Show Cause	SC	2.3	26	85	34	131%
Restricted License - Support	SL	1.0	1	1	1	100%
Civil Support	VS	1.7	41	66	43	105%
Adult Total			124	287	138	111.3%
Juvenile						
Abuse or Neglect	AN	3.6	0	5	5	0%
Relief of Custodv	CR	1.0	2	2	2	100%
Child in Need of Services	CS	3.0	0	3	1	0%
Custody Visitation	CV	1.6	106	188	103	97%
Delinquency Felonv	DF	3.3	2	12	3	150%
Delinquency Misdemeanor	DM	2.6	13	32	7	54%
Foster Care Review	FC	1.0	2	2	2	100%
Initial Foster Care Review	IF	1.0	5	5	5	100%
Motion - Modifv Protective Order	MP	1.0	3	3	3	100%
Permanency Plannina	PH	1.0	4	4	4	100%
Paternity	PT	2.0	0	3	2	0%
Remand Custodv	RC	1.0	7	7	7	100%
Remand Visitation	RV	1.0	7	7	7	100%
Status Offense	ST	2.3	6	9	4	67%
Traffic	T	2.0	0	1	1	0%
Termination of Parental Rights	TP	1.0	2	2	2	100%
Truancy/Runaway (Child in Need of Supervision)	TR	2.0	2	5	1	50%
Juvenile Total			161	290	159	98.8%
Totals			285	577	297	104.2%



	Total Filings with %
Custody Visitation (CV)	106 37%
Civil Support (VS)	41 14%
Show Cause (SC)	26 9%
Criminal Misdemeanor (CM)	22 8%
Delinquency Misdemeanor (DM)	13 5%
Others	77 27%
Total	285 100%

Special Case Activities

Emergency Protective Order	PE	1.0	143
----------------------------	----	-----	-----

Commonwealth of Virginia
Caseload Statistics of the J&DR District Courts

Campbell

October 2016

	Filing Type	Hearings Per Case	Filings	Hearings	Concluded	Clearance Rate
Adult						
Protective Order - Non Family Abuse	AP	1.0	2	3	1	50%
Capias	CA	2.2	15	31	19	127%
Criminal Felony	CF	2.9	9	23	9	100%
Criminal Misdemeanor	CM	2.7	18	83	42	233%
Protective Order – Family Abuse	FP	2.2	13	34	20	154%
Motion - Modify Protective Order	MP	1.0	8	8	7	88%
Remand Support	RS	1.0	1	1	1	100%
Show Cause	SC	3.1	36	128	44	122%
Civil Support	VS	1.4	54	80	45	83%
Adult Total			156	391	188	120.5%
Juvenile						
Abuse or Neglect	AN	4.0	0	6	4	0%
Child in Need of Services	CS	1.0	6	8	2	33%
Custody Visitation	CV	1.5	199	293	156	78%
Delinquency Felony	DF	2.5	0	11	4	0%
Delinquency Misdemeanor	DM	2.3	8	20	7	88%
Foster Care Review	FC	1.0	4	4	4	100%
Initial Foster Care Review	IF	1.0	2	2	2	100%
Motion - Modify Protective Order	MP	1.2	4	5	5	125%
Permanency Planning	PH	1.0	1	1	1	100%
Paternity	PT	3.0	0	1	1	0%
Status Offense	ST	1.8	4	8	4	100%
Traffic	T	1.4	10	14	10	100%
Termination of Parental Rights	TP	1.0	1	1	1	100%
Truancy/Runaway (Child in Need of Supervision)	TR	3.9	3	20	10	333%
	VA	1.0	1	1	1	100%
Juvenile Total			243	395	212	87.2%
Totals			399	786	400	100.3%



	Total Filings with %
Custody Visitation (CV)	199 50%
Civil Support (VS)	54 14%
Show Cause (SC)	36 9%
Criminal Misdemeanor (CM)	18 5%
Capias (CA)	15 4%
Others	77 19%
Total	399 100%

Special Case Activities

Emergency Protective Order	PE	1.0	2
----------------------------	----	-----	---

Commonwealth of Virginia
Caseload Statistics of the J&DR District Courts
September 2016

Campbell

	Filing Type	Hearings Per Case	Filings	Hearings	Concluded	Clearance Rate
Adult						
Capias	CA	1.8	9	18	6	67%
Criminal Felony	CF	2.3	8	21	9	113%
Criminal Misdemeanor	CM	3.0	33	73	29	88%
Protective Order – Family Abuse	FP	1.7	23	41	14	61%
Motion - Modifv Protective Order	MP	1.0	3	3	3	100%
Remand Support	RS	1.0	2	2	2	100%
Show Cause	SC	2.4	48	105	37	77%
Restricted License - Support	SL	1.0	2	2	2	100%
Civil Support	VS	1.5	38	55	38	100%
Adult Total			166	320	140	84.3%
Juvenile						
Abuse or Neglect	AN	0.0	5	12	0	0%
Capias	CA	2.0	1	3	1	100%
Child in Need of Services	CS	5.0	0	2	1	0%
Custody Visitation	CV	1.9	70	113	67	96%
Delinquency Felony	DF	5.5	2	8	2	100%
Delinquency Misdemeanor	DM	4.5	13	36	12	92%
Foster Care Review	FC	1.0	2	2	2	100%
Protective Order – Family Abuse	FP	1.0	2	2	2	100%
Permanency Planning	PH	1.0	1	1	1	100%
Paternity	PT	2.0	1	3	1	100%
Remand Custody	RC	1.0	3	3	3	100%
Remand Visitation	RV	1.0	3	3	3	100%
Status Offense	ST	2.0	6	11	4	67%
Traffic	T	1.7	17	14	14	82%
Termination of Parental Rights	TP	1.0	2	2	2	100%
Truancy/Runaway (Child in Need of Supervision)	TR	5.0	1	3	1	100%
Juvenile Total			129	218	116	89.9%
Totals			295	538	256	86.8%

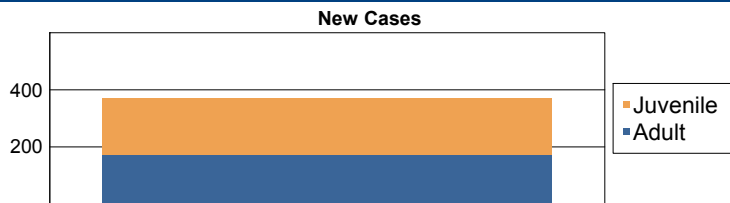


	Total Filings with %
Custody Visitation (CV)	70 24%
Show Cause (SC)	48 16%
Civil Support (VS)	38 13%
Criminal Misdemeanor (CM)	33 11%
Protective Order – Family Abuse (FP)	25 8%
Others	81 27%
Total	295 100%

Commonwealth of Virginia
Caseload Statistics of the J&DR District Courts
August 2016

Campbell

	Filing Type	Hearings Per Case	Filings	Hearings	Concluded	Clearance Rate
Adult						
Protective Order - Non Family Abuse	AP	2.0	1	2	1	100%
Capias	CA	2.2	7	23	10	143%
Criminal Felony	CF	3.4	10	22	10	100%
Criminal Misdemeanor	CM	2.5	30	83	30	100%
Protective Order – Family Abuse	FP	2.4	15	35	17	113%
Motion - Modify Protective Order	MP	1.0	1	1	1	100%
Remand Support	RS	1.0	1	1	1	100%
Show Cause	SC	2.8	66	117	32	48%
Civil Support	VS	1.8	41	68	44	107%
Adult Total			172	352	146	84.9%
Juvenile						
Abuse or Neglect	AN	2.8	4	12	4	100%
Child in Need of Services	CS	0.0	1	2	0	0%
Custody Visitation	CV	1.8	133	224	157	118%
Delinquency Felony	DF	2.0	4	13	1	25%
Delinquency Misdemeanor	DM	2.0	9	23	4	44%
Foster Care Review	FC	1.0	5	5	5	100%
Initial Foster Care Review	IF	1.0	3	3	3	100%
Motion - Modify Protective Order	MP	1.7	2	3	3	150%
Permanency Planning	PH	1.0	2	2	2	100%
Paternity	PT	1.0	4	4	4	100%
Status Offense	ST	2.4	3	7	7	233%
Traffic	T	1.1	26	20	19	73%
Termination of Parental Rights	TP	0.0	2	4	0	0%
Truancy/Runaway (Child in Need of Supervision)	TR	0.0	0	1	0	0%
Juvenile Total			198	323	209	105.6%
Totals			370	675	355	95.9%



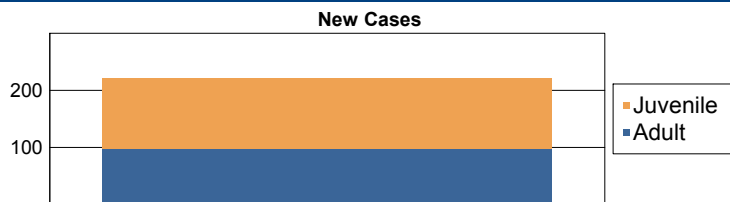
	Total Filings with %
Custody Visitation (CV)	133 36%
Show Cause (SC)	66 18%
Civil Support (VS)	41 11%
Criminal Misdemeanor (CM)	30 8%
Traffic (T)	26 7%
Others	74 20%
Total	370 100%

Commonwealth of Virginia
Caseload Statistics of the J&DR District Courts

Campbell

July 2016

	Filing Type	Hearings Per Case	Filings	Hearings	Concluded	Clearance Rate
Adult						
Protective Order - Non Family Abuse	AP	2.0	1	2	1	100%
Capias	CA	2.6	6	16	8	133%
Criminal Felony	CF	3.0	9	19	7	78%
Criminal Misdemeanor	CM	2.4	26	74	32	123%
Protective Order – Family Abuse	FP	2.5	10	27	15	150%
Show Cause	SC	2.9	31	96	35	113%
Civil Support	VS	1.8	16	38	23	144%
Adult Total			99	272	121	122.2%
Juvenile						
Abuse or Neglect	AN	4.0	1	6	1	100%
Child in Need of Services	CS	0.0	0	1	0	0%
Custody Visitation	CV	2.1	71	172	100	141%
Delinquency Felony	DF	2.2	15	24	9	60%
Delinquency Misdemeanor	DM	2.3	7	15	6	86%
Foster Care Review	FC	1.0	5	5	5	100%
Initial Foster Care Review	IF	1.0	1	1	1	100%
Motion - Modify Protective Order	MP	0.0	1	1	0	0%
Permanency Planning	PH	1.0	1	1	1	100%
Paternity	PT	2.0	2	3	1	50%
Remand Custody	RC	1.0	1	1	1	100%
Status Offense	ST	1.4	10	16	8	80%
Traffic	T	1.5	7	8	11	157%
Truancy/Runaway (Child in Need of Supervision)	TR	3.0	1	3	1	100%
Juvenile Total			123	257	145	117.9%
Totals			222	529	266	119.8%



	Total Filings with %
Custody Visitation (CV)	71 32%
Show Cause (SC)	31 14%
Criminal Misdemeanor (CM)	26 12%
Civil Support (VS)	16 7%
Delinquency Felony (DF)	15 7%
Others	63 28%
Total	222 100%

Special Case Activities

Emergency Protective Order	PE	1.0	16
----------------------------	----	-----	----

**Commonwealth of Virginia
Caseload Statistics of the J&DR District Courts**

Campbell

June 2016

	Filing Type	Hearings Per Case	Filings	Hearings	Concluded	Clearance Rate
Adult						
Cabias	CA	2.0	10	25	8	80%
Criminal Felonv	CF	1.7	18	32	18	100%
Criminal Misdemeanor	CM	2.6	20	72	35	175%
Protective Order – Family Abuse	FP	2.1	15	36	20	133%
Motion - Modifv Protective Order	MP	1.3	2	3	3	150%
Show Cause	SC	2.8	21	86	29	138%
Civil Support	VS	1.8	38	79	47	124%
Adult Total			124	333	160	129.0%
Juvenile						
Abuse or Needlect	AN	2.5	4	9	2	50%
Protective Order – Non Family Abuse	AP	3.0	0	1	1	0%
Custody Visitation	CV	1.7	87	160	69	79%
Delinquencv Felonv	DF	4.0	1	6	2	200%
Delinquencv Misdemeanor	DM	2.9	7	28	14	200%
Foster Care Review	FC	1.3	3	4	4	133%
Protective Order – Family Abuse	FP	1.0	1	1	1	100%
Initial Foster Care Review	IF	1.0	2	2	2	100%
Permanencv Planning	PH	1.0	1	1	1	100%
Paternity	PT	2.3	3	6	4	133%
Remand Custody	RC	1.0	1	1	1	100%
Remand Visitation	RV	1.0	1	1	1	100%
Status Offense	ST	1.4	6	9	8	133%
Traffic	T	1.1	11	10	7	64%
Termination of Parental Rihts	TP	1.3	4	6	6	150%
Truancv/Runawav (Child in Need of Supervision)	TR	4.6	0	7	5	0%
Juvenile Total			132	252	128	97.0%
Totals			256	585	288	112.5%



	Total Filings with %
Custody Visitation (CV)	87 34%
Civil Support (VS)	38 15%
Show Cause (SC)	21 8%
Criminal Misdemeanor (CM)	20 8%
Criminal Felony (CF)	18 7%
Others	72 28%
Total	256 100%


Special Case Activities

Emeraencv Protective Order	PE	1.0	29
----------------------------	----	-----	----

Commonwealth of Virginia
Caseload Statistics of the J&DR District Courts
 May 2016

Campbell

	Filing Type	Hearings Per Case	Filings	Hearings	Concluded	Clearance Rate
Adult						
Protective Order - Non Family Abuse	AP	3.0	1	5	2	200%
Capias	CA	2.6	11	25	10	91%
Criminal Felony	CF	3.5	2	22	10	500%
Criminal Misdemeanor	CM	3.2	40	119	49	123%
Protective Order – Family Abuse	FP	2.1	25	49	15	60%
Motion - Modify Protective Order	MP	0.0	1	1	0	0%
Remand Support	RS	1.0	1	1	1	100%
Show Cause	SC	2.8	29	93	38	131%
Civil Support	VS	1.9	45	78	43	96%
Adult Total			155	393	168	108.4%
Juvenile						
Abuse or Neglect	AN	4.0	1	12	5	500%
Relief of Custody	CR	1.0	1	1	1	100%
Child in Need of Services	CS	2.0	1	2	1	100%
Custody Visitation	CV	1.6	108	180	99	92%
Delinquency Felony	DF	4.5	2	14	6	300%
Delinquency Misdemeanor	DM	3.4	10	30	16	160%
Foster Care Review	FC	1.0	2	2	1	50%
Initial Foster Care Review	IF	1.0	1	1	1	100%
Motion - Modify Protective Order	MP	1.0	2	2	2	100%
Permanency Planning	PH	1.0	1	1	1	100%
Paternity	PT	2.0	2	6	2	100%
Remand Custody	RC	1.0	3	3	3	100%
Remand Visitation	RV	1.0	3	3	3	100%
Status Offense	ST	4.5	4	8	4	100%
Traffic	T	1.4	16	12	17	106%
Termination of Parental Rights	TP	1.4	8	12	10	125%
Truancy/Runaway (Child in Need of Supervision)	TR	3.2	2	16	5	250%
Juvenile Total			167	305	177	106.0%
Totals			322	698	345	107.1%



	Total Filings with %
Custody Visitation (CV)	108 34%
Civil Support (VS)	45 14%
Criminal Misdemeanor (CM)	40 12%
Show Cause (SC)	29 9%
Protective Order – Family Abuse (FP)	25 8%
Others	75 23%
Total	322 100%

Special Case Activities

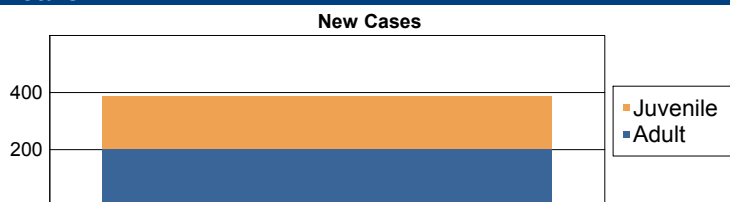
Emergency Protective Order	PE	1.0	42
----------------------------	----	-----	----

Commonwealth of Virginia
Caseload Statistics of the J&DR District Courts

Campbell

April 2016

	Filing Type	Hearings Per Case	Filings	Hearings	Concluded	Clearance Rate
Adult						
Protective Order - Non Family Abuse	AP	1.5	3	4	2	67%
Capias	CA	2.3	11	20	6	55%
Criminal Felony	CF	2.7	8	18	3	38%
Criminal Misdemeanor	CM	3.0	43	104	23	53%
Protective Order – Family Abuse	FP	2.1	16	33	17	106%
Motion - Modify Protective Order	MP	1.3	2	3	3	150%
Show Cause	SC	3.0	67	152	51	76%
Civil Support	VS	1.7	52	76	37	71%
Adult Total			202	410	142	70.3%
Juvenile						
Abuse or Neglect	AN	3.5	4	16	4	100%
Protective Order – Non Family Abuse	AP	0.0	1	2	0	0%
Child in Need of Services	CS	1.0	1	1	1	100%
Custody Visitation	CV	1.7	135	210	89	66%
Delinquency Felony	DF	6.7	6	16	6	100%
Delinquency Misdemeanor	DM	2.2	7	23	5	71%
Foster Care Review	FC	1.0	3	3	3	100%
Initial Foster Care Review	IF	1.0	1	1	1	100%
Permanency Planning	PH	1.0	1	1	1	100%
Paternity	PT	2.0	0	1	1	0%
Remand Custody	RC	1.0	2	2	2	100%
Remand Visitation	RV	1.0	1	1	1	100%
Status Offense	ST	2.0	2	4	4	200%
Traffic	T	2.0	6	9	4	67%
Termination of Parental Rights	TP	1.0	7	7	3	43%
Truancy/Runaway (Child in Need of Supervision)	TR	2.0	9	21	2	22%
Juvenile Total			186	318	127	68.3%
Totals			388	728	269	69.3%



	Total Filings with %
Custody Visitation (CV)	135 35%
Show Cause (SC)	67 17%
Civil Support (VS)	52 13%
Criminal Misdemeanor (CM)	43 11%
Protective Order – Family Abuse (FP)	16 4%
Others	75 19%
Total	388 100%

Special Case Activities

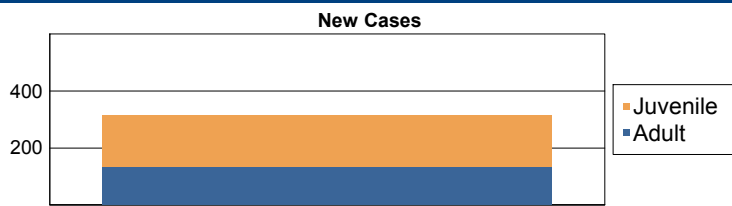
Emergency Protective Order	PE	1.0	34
----------------------------	----	-----	----

Commonwealth of Virginia
Caseload Statistics of the J&DR District Courts

Campbell

March 2016

	Filing Type	Hearings Per Case	Filings	Hearings	Concluded	Clearance Rate
Adult						
Capias	CA	2.0	5	12	4	80%
Criminal Felony	CF	3.3	11	24	4	36%
Criminal Misdemeanor	CM	2.9	34	102	36	106%
Protective Order – Family Abuse	FP	2.4	13	31	13	100%
Motion - Modifv Protective Order	MP	1.0	1	1	1	100%
Remand Support	RS	1.0	1	1	1	100%
Show Cause	SC	3.3	29	100	34	117%
Restricted License - Support	SL	1.0	1	1	1	100%
Civil Support	VS	2.0	39	87	55	141%
Adult Total			134	359	149	111.2%
Juvenile						
Abuse or Neglect	AN	4.5	3	11	6	200%
Capias	CA	3.0	0	2	1	0%
Relief of Custody	CR	2.0	0	1	1	0%
Custody Visitation	CV	1.8	104	209	143	138%
Delinquency Felony	DF	3.0	1	11	2	200%
Delinquency Misdemeanor	DM	2.8	17	47	22	129%
Foster Care Review	FC	1.0	1	1	1	100%
Initial Foster Care Review	IF	1.0	5	5	5	100%
Motion - Modifv Protective Order	MP	1.0	1	1	1	100%
Permanency Planning	PH	1.0	9	9	9	100%
Paternity	PT	1.3	4	5	3	75%
Remand Custody	RC	1.0	2	2	2	100%
Remand Visitation	RV	1.0	2	2	2	100%
Status Offense	ST	1.3	5	8	3	60%
Traffic	T	1.0	15	8	13	87%
Termination of Parental Rights	TP	1.0	4	4	4	100%
Truancy/Runaway (Child in Need of Supervision)	TR	4.0	7	12	1	14%
Juvenile Total			180	338	219	121.7%
Totals			314	697	368	117.2%



	Total Filings with %	
Custody Visitation (CV)	104	33%
Civil Support (VS)	39	12%
Criminal Misdemeanor (CM)	34	11%
Show Cause (SC)	29	9%
Delinquency Misdemeanor (DM)	17	5%
Others	91	29%
Total	314	100%

Special Case Activities

Emergency Protective Order	PE	1.0	57
----------------------------	----	-----	----

Commonwealth of Virginia
Caseload Statistics of the J&DR District Courts

Campbell

February 2016

	Filing Type	Hearings Per Case	Filings	Hearings	Concluded	Clearance Rate
Adult						
Capias	CA	3.5	4	13	8	200%
Criminal Felony	CF	4.0	4	18	8	200%
Criminal Misdemeanor	CM	3.2	35	100	46	131%
Protective Order – Family Abuse	FP	2.6	12	32	15	125%
Motion - Modify Protective Order	MP	1.0	1	1	1	100%
Show Cause	SC	3.6	26	76	20	77%
Civil Support	VS	1.8	45	84	54	120%
Adult Total			127	324	152	119.7%
Juvenile						
Abuse or Neglect	AN	6.0	3	14	1	33%
Capias	CA	0.0	1	1	0	0%
Relief of Custody	CR	1.0	2	2	2	100%
Custody Visitation	CV	1.6	108	203	123	114%
Delinquency Felony	DF	0.0	4	14	0	0%
Delinquency Misdemeanor	DM	2.3	9	22	6	67%
Foster Care Review	FC	1.3	3	4	3	100%
Protective Order – Family Abuse	FP	2.0	0	1	1	0%
Initial Foster Care Review	IF	1.5	2	3	2	100%
Motion - Modify Protective Order	MP	0.0	0	1	0	0%
Permanency Planning	PH	1.0	2	2	2	100%
Paternity	PT	0.0	3	3	0	0%
Traffic	T	1.1	8	5	8	100%
Truancy/Runaway (Child in Need of Supervision)	TR	2.5	3	9	2	67%
Juvenile Total			148	284	150	101.4%
Totals			275	608	302	109.8%



	Total Filings with %
Custody Visitation (CV)	108 39%
Civil Support (VS)	45 16%
Criminal Misdemeanor (CM)	35 13%
Show Cause (SC)	26 9%
Protective Order – Family Abuse (FP)	12 4%
Others	49 18%
Total	275 100%

Special Case Activities

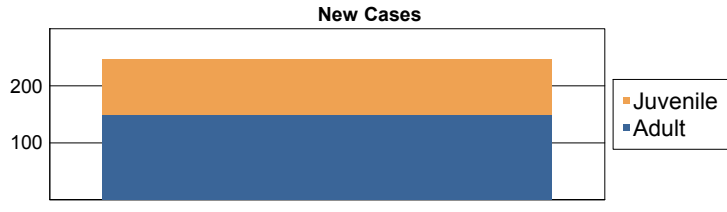
Emergency Protective Order	PE	1.0	23
----------------------------	----	-----	----

Commonwealth of Virginia
Caseload Statistics of the J&DR District Courts

Campbell

January 2016

	Filing Type	Hearings Per Case	Filings	Hearings	Concluded	Clearance Rate
Adult						
Capias	CA	2.7	3	16	6	200%
Criminal Felony	CF	3.3	5	16	4	80%
Criminal Misdemeanor	CM	2.7	37	100	20	54%
Protective Order – Family Abuse	FP	2.2	18	42	15	83%
Motion - Modifv Protective Order	MP	1.0	2	2	1	50%
Remand Support	RS	1.0	1	1	1	100%
Show Cause	SC	3.1	35	92	22	63%
Restricted License - Support	SL	1.0	1	1	1	100%
Civil Support	VS	1.5	47	74	34	72%
Adult Total			149	344	104	69.8%
Juvenile						
Abuse or Neglect	AN	3.0	6	15	2	33%
Relief of Custody	CR	0.0	1	1	0	0%
Child in Need of Services	CS	0.0	0	1	0	0%
Custody Visitation	CV	2.0	63	106	34	54%
Delinquency Felony	DF	0.0	2	4	0	0%
Delinquency Misdemeanor	DM	2.5	5	19	2	40%
Foster Care Review	FC	1.0	3	3	3	100%
Protective Order – Family Abuse	FP	0.0	1	1	0	0%
Initial Foster Care Review	IF	1.0	1	1	1	100%
Motion - Modifv Protective Order	MP	3.0	2	4	1	50%
Permanency Planning	PH	1.0	3	3	3	100%
Paternity	PT	0.0	1	1	0	0%
Traffic	T	1.2	6	3	6	100%
Truancy/Runaway (Child in Need of Supervision)	TR	2.7	3	12	3	100%
Juvenile Total			97	174	55	56.7%
Totals			246	518	159	64.6%



	Total Filings with %
Custody Visitation (CV)	63 26%
Civil Support (VS)	47 19%
Criminal Misdemeanor (CM)	37 15%
Show Cause (SC)	35 14%
Protective Order – Family Abuse (FP)	19 8%
Others	45 18%
Total	246 100%

Special Case Activities

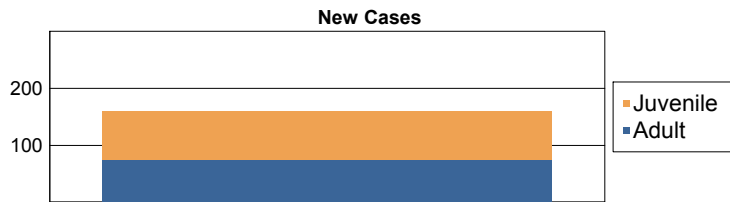
Emergency Protective Order	PE	1.0	37
----------------------------	----	-----	----

Commonwealth of Virginia
Caseload Statistics of the J&DR District Courts

Caroline

December 2016

	Filing Type	Hearings Per Case	Filings	Hearings	Concluded	Clearance Rate
Adult						
Capias	CA	2.5	4	22	11	275%
Criminal Felonv	CF	3.6	13	45	9	69%
Criminal Misdemeanor	CM	3.6	19	67	26	137%
Protective Order – Family Abuse	FP	2.0	3	12	4	133%
Motion - Modifv Protective Order	MP	1.0	4	4	4	100%
Protective Order - Violation of Protective Order Conviction	PV	1.0	2	2	2	100%
Remand Support	RS	1.0	1	1	1	100%
Show Cause	SC	2.5	9	42	27	300%
Restricted License - Support	SL	0.0	1	1	0	0%
Civil Support	VS	2.5	18	45	22	122%
Adult Total			74	241	106	143.2%
Juvenile						
Abuse or Nealect	AN	0.0	2	4	0	0%
Protective Order – Non Familv Abuse	AP	1.0	5	5	5	100%
Child in Need of Services	CS	3.0	2	4	1	50%
Custody Visitation	CV	2.1	51	122	54	106%
Delinquency Felonv	DF	3.0	13	34	1	8%
Delinquency Misdemeanor	DM	2.3	5	17	8	160%
Permanency Planning	PH	2.0	0	1	1	0%
Paternity	PT	1.0	1	1	1	100%
Status Offense	ST	10.0	0	2	1	0%
Traffic	T	2.0	4	5	1	25%
Termination of Parental Rihts	TP	1.0	2	2	2	100%
Juvenile Total			85	197	75	88.2%
Totals			159	438	181	113.8%



	Total Filings with %
Custody Visitation (CV)	51 32%
Criminal Misdemeanor (CM)	19 12%
Civil Support (VS)	18 11%
Criminal Felony (CF)	13 8%
Delinquency Felony (DF)	13 8%
Others	45 28%
Total	159 100%

Special Case Activities

Non-Case	NC	1.0	1
Emergency Protective Order	PE	1.0	10

**Commonwealth of Virginia
Caseload Statistics of the J&DR District Courts**

Caroline

November 2016

	Filing Type	Hearings Per Case	Filings	Hearings	Concluded	Clearance Rate
Adult						
Capias	CA	1.9	13	25	18	138%
Criminal Felonv	CF	2.5	20	42	12	60%
Criminal Misdemeanor	CM	2.9	22	90	40	182%
Protective Order – Family Abuse	FP	2.0	9	18	5	56%
Motion - Modifv Protective Order	MP	2.0	0	2	2	0%
Protective Order - Violation of Protective Order Conviction	PV	1.0	1	1	1	100%
Remand Support	RS	1.0	1	1	1	100%
Show Cause	SC	2.3	29	50	14	48%
Restricted License - Support	SL	1.0	3	3	3	100%
Civil Support	VS	1.7	42	66	31	74%
Adult Total			140	298	127	90.7%

Juvenile						
Child in Need of Services	CS	0.0	2	3	0	0%
Custody Visitation	CV	1.3	126	175	72	57%
Delinquency Felonv	DF	2.0	0	3	2	0%
Delinquency Misdemeanor	DM	2.1	10	23	12	120%
Foster Care Review	FC	1.3	2	3	3	150%
Protective Order – Family Abuse	FP	2.0	0	2	2	0%
Initial Foster Care Review	IF	1.0	3	3	3	100%
Permanency Planning	PH	1.3	2	3	3	150%
Paternity	PT	1.2	5	6	6	120%
Show Cause	SC	4.0	0	1	1	0%
Status Offense	ST	2.3	1	4	3	300%
Traffic	T	1.4	6	11	7	117%
Juvenile Total			157	237	114	72.6%

Totals			297	535	241	81.1%
---------------	--	--	------------	------------	------------	--------------



	Total Filings with %	
Custody Visitation (CV)	126	42%
Civil Support (VS)	42	14%
Show Cause (SC)	29	10%
Criminal Misdemeanor (CM)	22	7%
Criminal Felony (CF)	20	7%
Others	58	20%
Total	297	100%

Special Case Activities

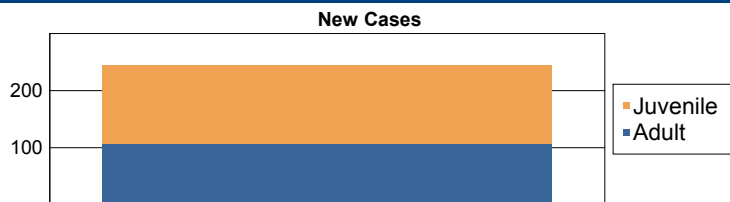
Non-Case	NC	1.0	1
Emergency Protective Order	PE	1.0	12

Commonwealth of Virginia
Caseload Statistics of the J&DR District Courts

Caroline

October 2016

	Filing Type	Hearings Per Case	Filings	Hearings	Concluded	Clearance Rate
Adult						
Capias	CA	2.9	7	24	11	157%
Criminal Felony	CF	2.5	4	22	11	275%
Criminal Misdemeanor	CM	2.4	22	71	23	105%
Protective Order – Family Abuse	FP	2.1	15	31	14	93%
Motion - Modifv Protective Order	MP	1.0	5	5	3	60%
Other	OT	0.0	0	1	0	0%
Remand Support	RS	1.0	3	3	3	100%
Show Cause	SC	1.8	21	45	15	71%
Civil Support	VS	1.7	30	55	36	120%
Adult Total			107	257	116	108.4%
Juvenile						
Abuse or Neglect	AN	2.0	0	1	1	0%
Child in Need of Services	CS	0.0	1	2	0	0%
Custody Visitation	CV	1.9	107	187	93	87%
Delinquency Felony	DF	2.1	2	25	14	700%
Delinquency Misdemeanor	DM	1.3	12	19	4	33%
Protective Order – Family Abuse	FP	0.0	2	2	0	0%
Initial Foster Care Review	IF	1.0	6	6	6	100%
Paternity	PT	2.5	0	2	2	0%
Status Offense	ST	4.0	0	3	2	0%
Traffic	T	1.3	7	9	7	100%
Truancy/Runaway (Child in Need of Supervision)	TR	3.0	0	2	2	0%
Juvenile Total			137	258	131	95.6%
Totals			244	515	247	101.2%



	Total Filings with %
Custody Visitation (CV)	107 44%
Civil Support (VS)	30 12%
Criminal Misdemeanor (CM)	22 9%
Show Cause (SC)	21 9%
Protective Order – Family Abuse (FP)	17 7%
Others	47 19%
Total	244 100%

Special Case Activities

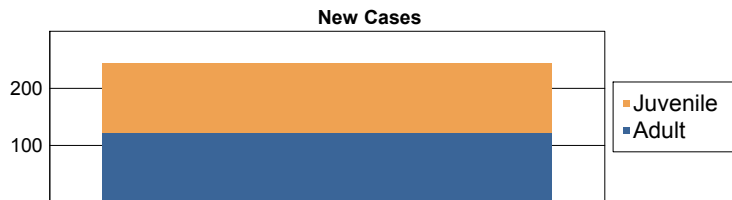
Emergency Protective Order	PE	1.0	23
----------------------------	----	-----	----

Commonwealth of Virginia
Caseload Statistics of the J&DR District Courts

Caroline

September 2016

	Filing Type	Hearings Per Case	Filings	Hearings	Concluded	Clearance Rate
Adult						
Capias	CA	1.7	14	36	11	79%
Criminal Felonv	CF	2.3	23	51	23	100%
Criminal Misdemeanor	CM	2.7	39	88	29	74%
Protective Order – Family Abuse	FP	2.5	6	14	6	100%
Motion - Modifv Protective Order	MP	2.0	1	2	1	100%
Show Cause	SC	1.8	18	42	15	83%
Restricted License - Support	SL	1.0	2	2	2	100%
Civil Support	VS	1.8	20	42	21	105%
Adult Total			123	277	108	87.8%
Juvenile						
Abuse or Neglect	AN	0.0	1	1	0	0%
Child in Need of Services	CS	1.0	5	5	4	80%
Custody Visitation	CV	1.6	72	108	71	99%
Delinquency Felonv	DF	10.0	21	32	4	19%
Delinquency Misdemeanor	DM	5.0	7	18	9	129%
Foster Care Review	FC	1.3	3	4	4	133%
Permanency Planning	PH	1.0	2	2	1	50%
Paternity	PT	4.0	1	2	1	100%
Show Cause	SC	0.0	0	1	0	0%
Status Offense	ST	0.0	2	5	0	0%
Traffic	T	1.2	6	7	5	83%
Termination of Parental Rights	TP	2.0	0	1	1	0%
	VA	1.0	1	1	1	100%
Juvenile Total			121	187	101	83.5%
Totals			244	464	209	85.7%



	Total Filings with %
Custody Visitation (CV)	72 30%
Criminal Misdemeanor (CM)	39 16%
Criminal Felony (CF)	23 9%
Delinquency Felony (DF)	21 9%
Civil Support (VS)	20 8%
Others	69 28%
Total	244 100%

Special Case Activities

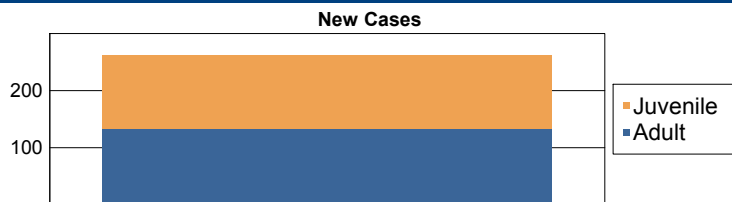
Emergency Protective Order	PE	1.0	22
Temporary Detention Order	TD	1.0	2

Commonwealth of Virginia
Caseload Statistics of the J&DR District Courts

Caroline

August 2016

	Filing Type	Hearings Per Case	Filings	Hearings	Concluded	Clearance Rate
Adult						
Capias	CA	2.5	14	36	10	71%
Criminal Felony	CF	2.4	9	23	7	78%
Criminal Misdemeanor	CM	2.7	28	76	24	86%
Protective Order – Family Abuse	FP	2.6	9	30	14	156%
Motion - Modifv Protective Order	MP	1.0	4	4	4	100%
Other	OT	2.3	2	4	3	150%
Protective Order - Violation of Protective Order Conviction	PV	0.0	1	1	0	0%
Show Cause	SC	2.0	28	72	38	136%
Restricted License - Support	SL	1.0	2	2	2	100%
Civil Support	VS	2.0	36	62	29	81%
Adult Total			133	310	131	98.5%
Juvenile						
Child in Need of Services	CS	1.0	5	5	5	100%
Custody Visitation	CV	1.7	106	167	82	77%
Delinquency Felony	DF	3.0	1	7	1	100%
Delinquency Misdemeanor	DM	2.7	5	16	6	120%
Foster Care Review	FC	2.0	4	6	2	50%
Protective Order – Family Abuse	FP	2.0	0	1	1	0%
Permanency Planning	PH	4.0	0	2	2	0%
Paternity	PT	2.8	1	6	4	400%
Status Offense	ST	2.3	2	8	4	200%
Traffic	T	2.0	5	7	5	100%
Juvenile Total			129	225	112	86.8%
Totals			262	535	243	92.7%



	Total Filings with %	
Custody Visitation (CV)	106	40%
Civil Support (VS)	36	14%
Criminal Misdemeanor (CM)	28	11%
Show Cause (SC)	28	11%
Capias (CA)	14	5%
Others	50	19%
Total	262	100%

Special Case Activities

Emergency Protective Order	PE	1.0	21
Temporary Detention Order	TD	1.0	2

Commonwealth of Virginia
Caseload Statistics of the J&DR District Courts

Caroline

July 2016

	Filing Type	Hearings Per Case	Filings	Hearings	Concluded	Clearance Rate
Adult						
Capias	CA	3.0	12	27	13	108%
Criminal Felony	CF	3.1	19	35	12	63%
Criminal Misdemeanor	CM	2.7	35	77	22	63%
Protective Order – Family Abuse	FP	2.0	13	22	5	38%
Motion - Modifv Protective Order	MP	1.3	3	4	4	133%
Other	OT	0.0	0	1	0	0%
Protective Order - Violation of Protective Order Conviction	PV	1.0	1	1	1	100%
Remand Support	RS	1.0	1	1	1	100%
Show Cause	SC	2.5	16	55	27	169%
Restricted License - Support	SL	1.0	2	2	2	100%
Civil Support	VS	1.5	33	54	23	70%
Adult Total			135	279	110	81.5%

Juvenile						
Capias	CA	1.5	1	2	2	200%
Custody Visitation	CV	1.9	50	109	69	138%
Delinquency Felony	DF	6.0	0	9	2	0%
Delinquency Misdemeanor	DM	2.8	2	12	6	300%
Foster Care Review	FC	1.7	2	4	3	150%
Permanency Planning	PH	1.7	3	4	3	100%
Paternity	PT	2.3	1	4	3	300%
Show Cause	SC	0.0	0	1	0	0%
Status Offense	ST	2.0	2	5	2	100%
Traffic	T	1.0	5	5	3	60%
Termination of Parental Rights	TP	0.0	1	1	0	0%
Juvenile Total			67	156	93	138.8%

Totals			202	435	203	100.5%
---------------	--	--	------------	------------	------------	---------------



	Total Filings with %
Custody Visitation (CV)	50 25%
Criminal Misdemeanor (CM)	35 17%
Civil Support (VS)	33 16%
Criminal Felony (CF)	19 9%
Show Cause (SC)	16 8%
Others	49 24%
Total	202 100%

Special Case Activities

Emergency Protective Order	PE	1.0	20
----------------------------	----	-----	----

Commonwealth of Virginia
Caseload Statistics of the J&DR District Courts

Caroline

June 2016

	Filing Type	Hearings Per Case	Filings	Hearings	Concluded	Clearance Rate
Adult						
Capias	CA	3.1	10	39	16	160%
Criminal Felony	CF	2.6	10	21	8	80%
Criminal Misdemeanor	CM	2.5	22	45	16	73%
Criminal Support	CS	2.0	0	1	1	0%
Protective Order – Familv Abuse	FP	1.8	10	18	12	120%
Motion - Modify Protective Order	MP	1.0	1	1	1	100%
Other	OT	1.5	5	8	4	80%
Protective Order - Violation of Protective Order Conviction	PV	1.0	1	1	1	100%
Show Cause	SC	2.9	25	61	24	96%
Civil Support	VS	1.8	29	56	30	103%
Adult Total			113	251	113	100.0%

Juvenile						
Abuse or Neglect	AN	4.0	0	1	1	0%
Child in Need of Services	CS	5.0	0	1	1	0%
Custody Visitation	CV	1.8	59	106	79	134%
Delinquency Felony	DF	2.0	1	5	1	100%
Delinquency Misdemeanor	DM	3.3	4	20	9	225%
Foster Care Review	FC	1.5	1	3	2	200%
Initial Foster Care Review	IF	1.0	3	3	3	100%
Permanency Planning	PH	1.0	1	2	1	100%
Paternity	PT	1.0	5	7	3	60%
Show Cause	SC	4.0	3	5	1	33%
Status Offense	ST	1.5	2	5	4	200%
Traffic	T	1.8	4	11	11	275%
Juvenile Total			83	169	116	139.8%

Totals			196	420	229	116.8%
---------------	--	--	------------	------------	------------	---------------



	Total Filings with %
Custody Visitation (CV)	59 30%
Civil Support (VS)	29 15%
Show Cause (SC)	28 14%
Criminal Misdemeanor (CM)	22 11%
Capias (CA)	10 5%
Others	48 24%
Total	196 100%

Special Case Activities

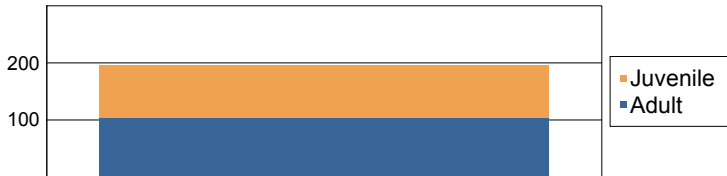
Emergency Protective Order	PE	1.0	14
----------------------------	----	-----	----

Commonwealth of Virginia
Caseload Statistics of the J&DR District Courts
 May 2016

Caroline

	Filing Type	Hearings Per Case	Filings	Hearings	Concluded	Clearance Rate
Adult						
Protective Order - Non Family Abuse	AP	2.0	0	1	1	0%
Capias	CA	3.4	8	28	14	175%
Criminal Felony	CF	3.2	8	34	18	225%
Criminal Misdemeanor	CM	3.0	22	70	28	127%
Protective Order – Family Abuse	FP	2.3	8	22	12	150%
Motion - Modify Protective Order	MP	1.0	2	2	2	100%
Other	OT	2.3	4	7	7	175%
Show Cause	SC	2.9	26	57	31	119%
Restricted License - Support	SL	1.0	1	1	1	100%
Civil Support	VS	2.0	24	55	35	146%
Adult Total			103	277	149	144.7%
Juvenile						
Abuse or Neglect	AN	3.0	0	3	2	0%
Child in Need of Services	CS	0.0	0	1	0	0%
Custody Visitation	CV	2.0	69	134	68	99%
Delinquency Felony	DF	0.0	1	6	0	0%
Delinquency Misdemeanor	DM	3.0	6	22	13	217%
Permanency Planning	PH	1.5	1	3	2	200%
Paternity	PT	2.0	2	9	5	250%
Status Offense	ST	4.5	1	8	2	200%
Traffic	T	1.3	12	16	13	108%
Juvenile Total			92	202	105	114.1%
Totals			195	479	254	130.3%

New Cases



	Total Filings with %
Custody Visitation (CV)	69 35%
Show Cause (SC)	26 13%
Civil Support (VS)	24 12%
Criminal Misdemeanor (CM)	22 11%
Traffic (T)	12 6%
Others	42 22%
Total	195 100%

Special Case Activities

Emergency Protective Order	PE	1.0	13
----------------------------	----	-----	----

Commonwealth of Virginia
Caseload Statistics of the J&DR District Courts

Caroline

April 2016

	Filing Type	Hearings Per Case	Filings	Hearings	Concluded	Clearance Rate
Adult						
Protective Order - Non Family Abuse	AP	0.0	1	1	0	0%
Capias	CA	3.3	12	30	10	83%
Criminal Felony	CF	2.7	18	48	17	94%
Criminal Misdemeanor	CM	2.5	20	57	22	110%
Protective Order – Family Abuse	FP	2.1	14	27	11	79%
Motion - Modify Protective Order	MP	1.0	4	4	3	75%
Other	OT	1.9	1	9	9	900%
Protective Order - Violation of Protective Order Conviction	PV	1.0	2	2	2	100%
Show Cause	SC	3.5	22	60	24	109%
Civil Support	VS	2.6	15	43	24	160%
Adult Total			109	281	122	111.9%
Juvenile						
Abuse or Neglect	AN	0.0	3	6	0	0%
Child in Need of Services	CS	0.0	0	1	0	0%
Custody Visitation	CV	2.1	83	178	111	134%
Delinquency Felony	DF	5.2	3	12	6	200%
Delinquency Misdemeanor	DM	3.0	9	25	12	133%
Permanency Planning	PH	2.0	1	2	1	100%
Paternity	PT	1.7	5	6	3	60%
Show Cause	SC	1.0	1	1	1	100%
Status Offense	ST	2.7	4	7	6	150%
Traffic	T	3.2	1	6	5	500%
Truancy/Runaway (Child in Need of Supervision)	TR	0.0	0	2	0	0%
Juvenile Total			110	246	145	131.8%
Totals			219	527	267	121.9%



	Total Filings with %
Custody Visitation (CV)	83 38%
Show Cause (SC)	23 11%
Criminal Misdemeanor (CM)	20 9%
Criminal Felony (CF)	18 8%
Civil Support (VS)	15 7%
Others	60 27%
Total	219 100%

Special Case Activities

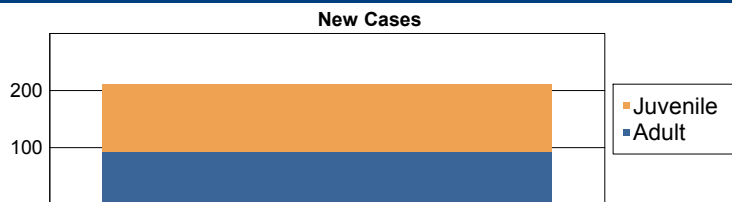
Emergency Protective Order	PE	1.0	34
Temporary Detention Order	TD	1.0	2

Commonwealth of Virginia
Caseload Statistics of the J&DR District Courts

Caroline

March 2016

	Filing Type	Hearings Per Case	Filings	Hearings	Concluded	Clearance Rate
Adult						
Capias	CA	3.3	8	33	9	113%
Criminal Felony	CF	3.2	6	30	9	150%
Criminal Misdemeanor	CM	2.7	18	54	18	100%
Criminal Support	CS	0.0	1	1	0	0%
Protective Order – Familv Abuse	FP	2.5	7	18	6	86%
Motion - Modifv Protective Order	MP	1.0	1	1	1	100%
Other	OT	1.3	10	11	3	30%
Protective Order – Stalking/Acts of Violence	PC	3.0	0	2	1	0%
Protective Order - Violation of Protective Order Conviction	PV	1.0	1	1	1	100%
Show Cause	SC	2.0	12	45	20	167%
Restricted License - Support	SL	1.5	1	2	2	200%
Civil Support	VS	1.8	28	52	32	114%
Adult Total			93	250	102	109.7%
Juvenile						
Child in Need of Services	CS	0.0	0	1	0	0%
Custody Visitation	CV	1.8	73	137	76	104%
Delinquency Felony	DF	2.7	4	17	7	175%
Delinquency Misdemeanor	DM	4.5	12	23	2	17%
Foster Care Review	FC	0.0	3	3	0	0%
Motion - Modifv Protective Order	MP	1.0	1	1	1	100%
Protective Order – Stalking/Acts of Violence	PC	2.0	0	1	1	0%
Permanency Planning	PH	3.0	0	1	1	0%
Paternity	PT	1.5	4	7	2	50%
Status Offense	ST	1.2	10	16	10	100%
Traffic	T	1.7	10	20	9	90%
Truancy/Runaway (Child in Need of Supervision)	TR	0.0	2	2	0	0%
Juvenile Total			119	229	109	91.6%
Totals			212	479	211	99.5%



	Total Filings with %
Custody Visitation (CV)	73 34%
Civil Support (VS)	28 13%
Criminal Misdemeanor (CM)	18 8%
Delinquency Misdemeanor (DM)	12 6%
Show Cause (SC)	12 6%
Others	69 33%
Total	212 100%

Special Case Activities

Emergency Protective Order	PE	1.1	16
----------------------------	----	-----	----

Commonwealth of Virginia
Caseload Statistics of the J&DR District Courts

Caroline

February 2016

	Filing Type	Hearings Per Case	Filings	Hearings	Concluded	Clearance Rate
Adult						
Capias	CA	2.5	4	25	8	200%
Criminal Felony	CF	2.3	18	42	8	44%
Criminal Misdemeanor	CM	2.6	26	64	27	104%
Protective Order – Family Abuse	FP	1.7	18	29	11	61%
Other	OT	1.2	4	5	5	125%
Protective Order – Stalking/Acts of Violence	PC	0.0	1	1	0	0%
Protective Order - Violation of Protective Order Conviction	PV	1.0	1	1	1	100%
Show Cause	SC	2.4	22	63	34	155%
Civil Support	VS	1.5	28	45	23	82%
Adult Total			122	275	117	95.9%
Juvenile						
Abuse or Neglect	AN	2.0	0	1	1	0%
Child in Need of Services	CS	3.0	1	3	2	200%
Custody Visitation	CV	2.0	61	167	97	159%
Delinquency Felony	DF	3.7	6	21	11	183%
Delinquency Misdemeanor	DM	2.2	6	25	10	167%
Foster Care Review	FC	1.0	1	1	1	100%
Protective Order – Family Abuse	FP	0.0	1	1	0	0%
Protective Order – Stalking/Acts of Violence	PC	0.0	1	1	0	0%
Permanency Planning	PH	1.5	3	5	4	133%
Paternity	PT	1.4	6	10	7	117%
Child at Risk of Abuse or Neglect	RI	3.0	0	1	1	0%
Status Offense	ST	2.3	6	14	8	133%
Traffic	T	1.8	7	11	4	57%
Termination of Parental Rights	TP	1.0	1	1	1	100%
Truancy/Runaway (Child in Need of Supervision)	TR	2.0	0	1	1	0%
Juvenile Total			100	263	148	148.0%
Totals			222	538	265	119.4%



	Total Filings with %
Custody Visitation (CV)	61 27%
Civil Support (VS)	28 13%
Criminal Misdemeanor (CM)	26 12%
Show Cause (SC)	22 10%
Protective Order – Family Abuse (FP)	19 9%
Others	66 30%
Total	222 100%

Special Case Activities

Emergency Protective Order	PE	1.0	15
Emergency Custody Order	EC	1.0	2
Non-Case	NC	0.0	1
Temporary Detention Order	TD	1.0	4

Commonwealth of Virginia
Caseload Statistics of the J&DR District Courts

Caroline

January 2016

	Filing Type	Hearings Per Case	Filings	Hearings	Concluded	Clearance Rate
Adult						
Capias	CA	2.6	9	27	7	78%
Criminal Felony	CF	1.6	13	22	5	38%
Criminal Misdemeanor	CM	3.5	13	43	19	146%
Protective Order – Family Abuse	FP	2.3	1	4	3	300%
Other	OT	0.0	2	4	0	0%
Protective Order – Stalking/Acts of Violence	PC	1.0	1	1	1	100%
Show Cause	SC	2.2	16	52	12	75%
Restricted License - Support	SL	0.0	1	1	0	0%
Civil Support	VS	1.4	15	33	11	73%
Adult Total			71	187	58	81.7%
Juvenile						
Abuse or Neglect	AN	0.0	1	1	0	0%
Child in Need of Services	CS	0.0	1	2	0	0%
Custody Visitation	CV	1.5	51	107	51	100%
Delinquency Felony	DF	4.1	3	22	7	233%
Delinquency Misdemeanor	DM	3.8	9	41	19	211%
Paternity	PT	3.0	1	2	1	100%
Show Cause	SC	1.0	2	2	2	100%
Status Offense	ST	3.0	5	8	1	20%
Traffic	T	3.3	5	10	4	80%
Truancy/Runaway (Child in Need of Supervision)	TR	0.0	1	1	0	0%
Juvenile Total			79	196	85	107.6%
Totals			150	383	143	95.3%



	Total Filings with %	
Custody Visitation (CV)	51	34%
Show Cause (SC)	18	12%
Civil Support (VS)	15	10%
Criminal Felony (CF)	13	9%
Criminal Misdemeanor (CM)	13	9%
Others	40	27%
Total	150	100%

Special Case Activities

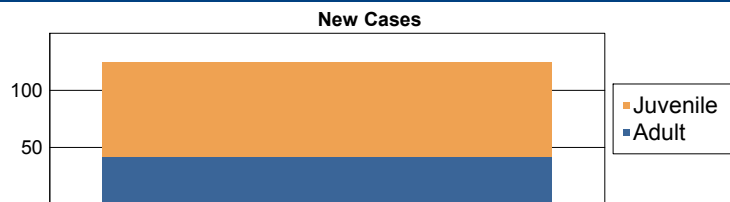
Emergency Protective Order	PE	1.0	17
----------------------------	----	-----	----

Commonwealth of Virginia
Caseload Statistics of the J&DR District Courts

Carroll

December 2016

	Filing Type	Hearings Per Case	Filings	Hearings	Concluded	Clearance Rate
Adult						
Protective Order - Non Family Abuse	AP	2.0	0	1	1	0%
Capias	CA	2.0	9	23	6	67%
Criminal Felony	CF	3.5	0	8	6	0%
Criminal Misdemeanor	CM	2.9	4	54	35	875%
Protective Order – Family Abuse	FP	1.7	2	4	3	150%
Motion - Modify Protective Order	MP	1.0	1	1	1	100%
Show Cause	SC	2.4	8	26	15	188%
Civil Support	VS	1.6	18	39	14	78%
Adult Total			42	156	81	192.9%
Juvenile						
Abuse or Neglect	AN	2.0	6	9	1	17%
Relief of Custody	CR	0.0	0	2	0	0%
Custody Visitation	CV	2.6	32	140	29	91%
Delinquency Felony	DF	0.0	3	10	0	0%
Delinquency Misdemeanor	DM	3.1	6	30	14	233%
Foster Care Review	FC	0.0	0	2	0	0%
Juvenile Support	JS	0.0	1	1	0	0%
Motion - Modify Protective Order	MP	1.0	3	3	3	100%
Permanency Planning	PH	1.0	5	5	3	60%
Status Offense	ST	2.0	2	6	2	100%
Traffic	T	1.5	9	12	4	44%
Termination of Parental Rights	TP	0.0	8	9	0	0%
Truancy/Runaway (Child in Need of Supervision)	TR	3.5	8	13	2	25%
Juvenile Total			83	242	58	69.9%
Totals			125	398	139	111.2%



	Total Filings with %
Custody Visitation (CV)	32 26%
Civil Support (VS)	18 14%
Capias (CA)	9 7%
Traffic (T)	9 7%
Show Cause (SC)	8 6%
Others	49 39%
Total	125 100%

Special Case Activities

Emergency Protective Order	PE	1.0	11
Temporary Detention Order	TD	1.0	4

Commonwealth of Virginia
Caseload Statistics of the J&DR District Courts

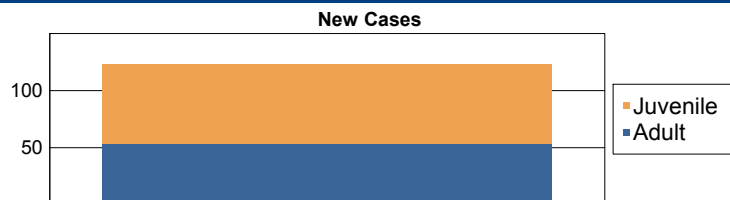
Carroll

November 2016

	Filing Type	Hearings Per Case	Filings	Hearings	Concluded	Clearance Rate
Adult						
Protective Order - Non Familv Abuse	AP	0.0	1	1	0	0%
Capias	CA	2.9	4	21	10	250%
Criminal Felonv	CF	2.1	2	54	47	2,350%
Criminal Misdemeanor	CM	2.8	19	63	19	100%
Protective Order – Familv Abuse	FP	2.0	2	3	1	50%
Motion - Modifv Protective Order	MP	1.0	1	1	1	100%
Show Cause	SC	3.0	9	34	18	200%
Civil Support	VS	1.9	15	27	12	80%
Adult Total			53	204	108	203.8%

Juvenile						
Relief of Custodv	CR	0.0	0	2	0	0%
Child in Need of Services	CS	0.0	1	1	0	0%
Custodv Visitation	CV	1.9	42	127	47	112%
Delinquencv Felonv	DF	0.0	0	1	0	0%
Delinquencv Misdemeanor	DM	2.1	12	23	7	58%
Foster Care Review	FC	2.0	0	1	1	0%
Motion - Modifv Protective Order	MP	1.0	2	2	2	100%
Permanencv Planning	PH	1.0	3	3	3	100%
Status Offense	ST	5.0	0	1	1	0%
Traffic	T	1.7	9	16	13	144%
Termination of Parental Rihts	TP	1.0	1	1	1	100%
Truancv/Runawav (Child in Need of Supervision)	TR	4.0	0	5	2	0%
Juvenile Total			70	183	77	110.0%

Totals			123	387	185	150.4%
---------------	--	--	------------	------------	------------	---------------



	Total Filings with %
Custody Visitation (CV)	42 34%
Criminal Misdemeanor (CM)	19 15%
Civil Support (VS)	15 12%
Delinquency Misdemeanor (DM)	12 10%
Show Cause (SC)	9 7%
Others	26 21%
Total	123 100%

Special Case Activities

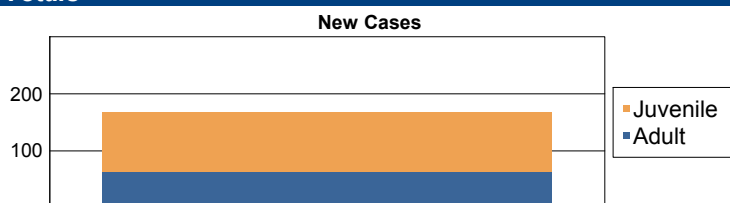
Emeraencv Protective Order	PE	1.0	14
Temporary Detention Order	TD	1.0	6

Commonwealth of Virginia
Caseload Statistics of the J&DR District Courts

Carroll

October 2016

	Filing Type	Hearings Per Case	Filings	Hearings	Concluded	Clearance Rate
Adult						
Protective Order - Non Family Abuse	AP	2.0	1	2	1	100%
Capias	CA	2.2	14	27	11	79%
Criminal Felony	CF	3.0	9	22	10	111%
Criminal Misdemeanor	CM	2.6	15	77	27	180%
Protective Order – Family Abuse	FP	2.7	2	9	6	300%
Motion - Modify Protective Order	MP	1.0	1	1	1	100%
Show Cause	SC	2.6	8	32	17	213%
Civil Support	VS	1.6	14	28	9	64%
Adult Total			64	198	82	128.1%
Juvenile						
Abuse or Neglect	AN	0.0	1	1	0	0%
Protective Order – Non Family Abuse	AP	3.0	0	1	1	0%
Capias	CA	2.5	0	3	2	0%
Relief of Custody	CR	0.0	2	2	0	0%
Custody Visitation	CV	3.9	65	205	45	69%
Delinquency Felony	DF	0.0	1	3	0	0%
Delinquency Misdemeanor	DM	3.2	5	26	13	260%
Foster Care Review	FC	1.0	5	5	4	80%
Initial Foster Care Review	IF	1.0	1	1	1	100%
Permanency Planning	PH	1.2	4	5	5	125%
Paternity	PT	1.0	2	2	2	100%
Show Cause	SC	4.0	0	1	1	0%
Status Offense	ST	1.0	9	9	9	100%
Traffic	T	2.0	7	9	4	57%
Truancy/Runaway (Child in Need of Supervision)	TR	4.8	2	16	9	450%
Juvenile Total			104	289	96	92.3%
Totals			168	487	178	106.0%



	Total Filings with %
Custody Visitation (CV)	65 39%
Criminal Misdemeanor (CM)	15 9%
Capias (CA)	14 8%
Civil Support (VS)	14 8%
Criminal Felony (CF)	9 5%
Others	51 30%
Total	168 100%

Special Case Activities


Emergency Protective Order	PE	1.0	10
Temporary Detention Order	TD	1.0	6

Commonwealth of Virginia
Caseload Statistics of the J&DR District Courts

Carroll

September 2016

	Filing Type	Hearings Per Case	Filings	Hearings	Concluded	Clearance Rate
Adult						
Protective Order - Non Familv Abuse	AP	2.0	0	1	1	0%
Capias	CA	3.4	5	21	8	160%
Criminal Felony	CF	4.0	44	57	8	18%
Criminal Misdemeanor	CM	3.0	29	63	14	48%
Protective Order – Familv Abuse	FP	2.1	7	17	8	114%
Show Cause	SC	3.2	14	49	23	164%
Civil Support	VS	1.6	14	26	17	121%
Adult Total			113	234	79	69.9%
Juvenile						
Protective Order – Non Familv Abuse	AP	0.0	0	1	0	0%
Capias	CA	4.0	2	5	1	50%
Child in Need of Services	CS	0.0	0	1	0	0%
Custody Visitation	CV	2.0	50	142	21	42%
Delinquency Felony	DF	0.0	0	1	0	0%
Delinquency Misdemeanor	DM	2.0	5	21	3	60%
Foster Care Review	FC	1.0	7	7	7	100%
Permanency Planning	PH	1.0	3	3	2	67%
Show Cause	SC	0.0	1	3	0	0%
Status Offense	ST	4.0	0	1	1	0%
Traffic	T	1.1	14	12	9	64%
Termination of Parental Rights	TP	1.0	2	2	2	100%
Truancy/Runaway (Child in Need of Supervision)	TR	3.4	2	15	5	250%
Juvenile Total			86	214	51	59.3%
Totals			199	448	130	65.3%



	Total Filings with %	
Custody Visitation (CV)	50	25%
Criminal Felony (CF)	44	22%
Criminal Misdemeanor (CM)	29	15%
Show Cause (SC)	15	8%
Civil Support (VS)	14	7%
Others	47	24%
Total	199	100%

Special Case Activities


Emergency Protective Order	PE	1.0	19
Temporary Detention Order	TD	1.0	4

Commonwealth of Virginia
Caseload Statistics of the J&DR District Courts

Carroll

August 2016

	Filing Type	Hearings Per Case	Filings	Hearings	Concluded	Clearance Rate
Adult						
Protective Order - Non Familv Abuse	AP	0.0	1	1	0	0%
Capias	CA	3.5	6	25	15	250%
Criminal Felonv	CF	3.9	3	33	15	500%
Criminal Misdemeanor	CM	3.2	29	65	17	59%
Protective Order – Familv Abuse	FP	2.3	7	14	3	43%
Motion - Modifv Protective Order	MP	1.0	1	1	1	100%
Remand Support	RS	1.0	1	1	1	100%
Show Cause	SC	3.2	22	53	12	55%
Civil Support	VS	2.1	21	39	15	71%
Adult Total			91	232	79	86.8%
Juvenile						
Abuse or Neglect	AN	3.9	0	9	9	0%
Protective Order – Non Familv Abuse	AP	0.0	1	1	0	0%
Capias	CA	3.0	1	2	1	100%
Custody Visitation	CV	3.4	44	156	42	95%
Delinquencv Felonv	DF	5.8	0	5	4	0%
Delinquencv Misdemeanor	DM	4.0	11	34	8	73%
Entrustment Agreement	ET	1.0	1	1	1	100%
Foster Care Review	FC	1.0	5	5	5	100%
Initial Foster Care Review	IF	1.0	2	2	2	100%
Permanencv Plannina	PH	1.0	3	3	3	100%
Paternity	PT	1.0	1	1	1	100%
Remand Custodv	RC	1.7	1	3	3	300%
Remand Visitation	RV	1.7	1	3	3	300%
Status Offense	ST	0.0	0	2	0	0%
Traffic	T	2.1	11	16	14	127%
Termination of Parental Rights	TP	2.0	0	1	1	0%
Truancv/Runawav (Child in Need of Supervision)	TR	0.0	1	3	0	0%
Juvenile Total			83	247	97	116.9%
Totals			174	479	176	101.1%



	Total Filings with %
Custody Visitation (CV)	44 25%
Criminal Misdemeanor (CM)	29 17%
Show Cause (SC)	22 13%
Civil Support (VS)	21 12%
Delinquency Misdemeanor (DM)	11 6%
Others	47 27%
Total	174 100%

Special Case Activities

Emeraencv Protective Order	PE	1.0	18
Emeraencv Protective Order	PE	1.0	2
Temporarv Detention Order	TD	1.0	6

Commonwealth of Virginia
Caseload Statistics of the J&DR District Courts

Carroll

July 2016

	Filing Type	Hearings Per Case	Filings	Hearings	Concluded	Clearance Rate
Adult						
Capias	CA	3.1	7	26	8	114%
Criminal Felony	CF	2.3	6	13	3	50%
Criminal Misdemeanor	CM	3.4	21	70	27	129%
Protective Order – Family Abuse	FP	1.5	2	3	2	100%
Show Cause	SC	2.5	10	62	41	410%
Restricted License - Support	SL	1.0	1	1	1	100%
Civil Support	VS	2.1	19	31	15	79%
Adult Total			66	206	97	147.0%
Juvenile						
Abuse or Neglect	AN	4.0	0	10	2	0%
Capias	CA	0.0	0	1	0	0%
Custody Visitation	CV	2.8	55	102	29	53%
Delinquency Felony	DF	5.3	0	13	8	0%
Delinquency Misdemeanor	DM	4.1	7	31	11	157%
Emancipation	EP	1.0	1	1	1	100%
Foster Care Review	FC	2.0	1	2	1	100%
Juvenile Support	JS	1.0	1	1	1	100%
Permanency Planning	PH	3.0	1	5	3	300%
Remand Custody	RC	1.0	1	1	1	100%
Remand Visitation	RV	1.0	1	1	1	100%
Status Offense	ST	2.0	0	1	1	0%
Traffic	T	1.4	11	17	7	64%
Truancy/Runaway (Child in Need of Supervision)	TR	6.0	1	10	1	100%
Juvenile Total			80	196	67	83.8%
Totals			146	402	164	112.3%



	Total Filings with %
Custody Visitation (CV)	55 38%
Criminal Misdemeanor (CM)	21 14%
Civil Support (VS)	19 13%
Traffic (T)	11 8%
Show Cause (SC)	10 7%
Others	30 21%
Total	146 100%

Special Case Activities

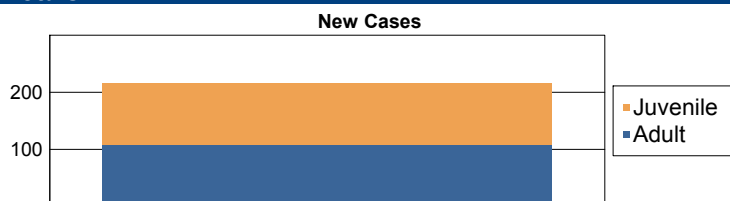
Emergency Protective Order	PE	1.0	14
Temporary Detention Order	TD	1.0	4

Commonwealth of Virginia
Caseload Statistics of the J&DR District Courts

Carroll

June 2016

	Filing Type	Hearings Per Case	Filings	Hearings	Concluded	Clearance Rate
Adult						
Capias	CA	2.7	12	34	11	92%
Criminal Felony	CF	3.9	11	35	7	64%
Criminal Misdemeanor	CM	3.0	33	105	34	103%
Protective Order – Family Abuse	FP	2.3	2	6	4	200%
Motion - Modifv Protective Order	MP	1.0	2	2	2	100%
Protective Order - Violation of Protective Order Conviction	PV	1.0	1	1	1	100%
Remand Support	RS	1.0	1	1	1	100%
Show Cause	SC	2.4	30	72	29	97%
Civil Support	VS	2.4	16	38	23	144%
Adult Total			108	294	112	103.7%
Juvenile						
Abuse or Neglect	AN	4.0	9	35	9	100%
Capias	CA	0.0	1	1	0	0%
Child in Need of Services	CS	4.0	0	2	2	0%
Custody Visitation	CV	2.6	52	144	65	125%
Delinquency Felony	DF	0.0	1	5	0	0%
Delinquency Misdemeanor	DM	2.3	10	30	12	120%
Initial Foster Care Review	IF	1.0	9	9	9	100%
Motion - Modifv Protective Order	MP	1.0	2	2	2	100%
Permanency Planning	PH	1.3	2	5	3	150%
Paternity	PT	2.5	0	2	2	0%
Remand Custody	RC	1.0	1	1	1	100%
Remand Visitation	RV	1.0	1	1	1	100%
Status Offense	ST	1.0	3	4	2	67%
Traffic	T	1.3	11	14	10	91%
Termination of Parental Rights	TP	1.0	2	2	1	50%
Truancy/Runaway (Child in Need of Supervision)	TR	3.7	4	34	10	250%
Juvenile Total			108	291	129	119.4%
Totals			216	585	241	111.6%



	Total Filings with %
Custody Visitation (CV)	52 24%
Criminal Misdemeanor (CM)	33 15%
Show Cause (SC)	30 14%
Civil Support (VS)	16 7%
Capias (CA)	13 6%
Others	72 33%
Total	216 100%

Special Case Activities

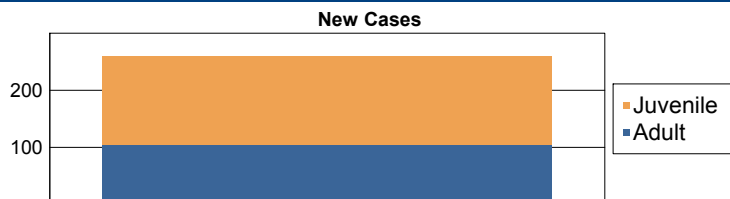
Emergency Protective Order	PE	1.0	10
Emergency Protective Order	PE	1.0	2
Temporary Detention Order	TD	1.0	2

Commonwealth of Virginia
Caseload Statistics of the J&DR District Courts

Carroll

May 2016

	Filing Type	Hearings Per Case	Filings	Hearings	Concluded	Clearance Rate
Adult						
Protective Order - Non Family Abuse	AP	3.0	0	1	1	0%
Capias	CA	3.1	9	36	11	122%
Criminal Felony	CF	2.5	8	28	2	25%
Criminal Misdemeanor	CM	2.9	28	65	20	71%
Protective Order – Family Abuse	FP	2.0	8	18	11	138%
Motion - Modify Protective Order	MP	1.0	2	2	2	100%
Remand Support	RS	1.0	7	7	7	100%
Show Cause	SC	3.4	20	48	11	55%
Restricted License - Support	SL	1.0	1	1	1	100%
Civil Support	VS	2.0	21	44	26	124%
Adult Total			104	250	92	88.5%
Juvenile						
Abuse or Neglect	AN	3.7	4	23	6	150%
Child in Need of Services	CS	3.0	0	5	2	0%
Custody Visitation	CV	2.3	79	211	78	99%
Delinquency Felony	DF	0.0	0	8	0	0%
Delinquency Misdemeanor	DM	2.5	10	28	11	110%
Foster Care Review	FC	1.0	1	1	1	100%
Initial Foster Care Review	IF	1.0	5	5	5	100%
Permanency Planning	PH	1.0	11	11	8	73%
Paternity	PT	1.3	3	5	3	100%
Remand Custody	RC	1.3	6	9	9	150%
Remand Visitation	RV	1.2	7	9	9	129%
Status Offense	ST	2.3	0	4	3	0%
Traffic	T	1.6	14	18	7	50%
Termination of Parental Rights	TP	1.0	2	2	2	100%
Truancy/Runaway (Child in Need of Supervision)	TR	2.7	13	19	3	23%
Juvenile Total			155	358	147	94.8%
Totals			259	608	239	92.3%



	Total Filings with %
Custody Visitation (CV)	79 31%
Criminal Misdemeanor (CM)	28 11%
Civil Support (VS)	21 8%
Show Cause (SC)	20 8%
Traffic (T)	14 5%
Others	97 37%
Total	259 100%

Special Case Activities

Emergency Protective Order	PE	1.0	30
Emergency Custody Order	EC	1.0	6
Temporary Detention Order	TD	1.0	6

Commonwealth of Virginia
Caseload Statistics of the J&DR District Courts


Carroll

April 2016

	Filing Type	Hearings Per Case	Filings	Hearings	Concluded	Clearance Rate
Adult						
Protective Order - Non Familv Abuse	AP	0.0	1	2	0	0%
Capias	CA	2.8	7	25	5	71%
Criminal Felonv	CF	3.3	8	38	15	188%
Criminal Misdemeanor	CM	3.0	27	66	20	74%
Protective Order – Familv Abuse	FP	1.9	7	12	7	100%
Motion - Modifv Protective Order	MP	1.0	1	1	1	100%
Protective Order - Violation of Protective Order Conviction	PV	1.0	1	1	1	100%
Show Cause	SC	2.6	22	65	16	73%
Civil Support	VS	1.7	10	29	15	150%
Adult Total			84	239	80	95.2%

Juvenile						
Abuse or Neglect	AN	4.0	8	17	1	13%
Child in Need of Services	CS	2.0	1	5	1	100%
Custodv Visitation	CV	2.3	43	155	51	119%
Delinquencv Felonv	DF	7.0	3	11	1	33%
Delinquencv Misdemeanor	DM	3.5	13	33	8	62%
Initial Foster Care Review	IF	1.0	2	2	2	100%
Juvenile Support	JS	3.0	0	1	1	0%
Motion - Modifv Protective Order	MP	1.0	1	1	1	100%
Permanencv Planning	PH	1.0	3	3	3	100%
Paternitv	PT	2.0	0	1	1	0%
Status Offense	ST	1.7	2	4	3	150%
Traffic	T	1.4	9	11	7	78%
Truancv/Runawav (Child in Need of Supervision)	TR	3.3	4	25	3	75%
Juvenile Total			89	269	83	93.3%

Totals			173	508	163	94.2%
---------------	--	--	------------	------------	------------	--------------



	Total Filings with %
Custody Visitation (CV)	43 25%
Criminal Misdemeanor (CM)	27 16%
Show Cause (SC)	22 13%
Delinquency Misdemeanor (DM)	13 8%
Civil Support (VS)	10 6%
Others	58 34%
Total	173 100%

Special Case Activities

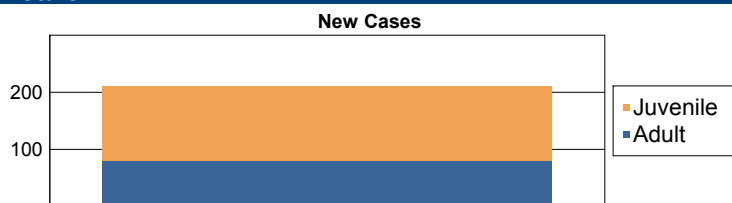
Emergencv Protective Order	PE	1.0	22
Temporarv Detention Order	TD	1.0	8

Commonwealth of Virginia
Caseload Statistics of the J&DR District Courts

Carroll

March 2016

	Filing Type	Hearings Per Case	Filings	Hearings	Concluded	Clearance Rate
Adult						
Capias	CA	3.8	6	22	6	100%
Criminal Felony	CF	2.7	7	23	3	43%
Criminal Misdemeanor	CM	3.2	14	58	23	164%
Protective Order – Family Abuse	FP	2.0	6	10	3	50%
Motion - Modifv Protective Order	MP	1.0	1	1	1	100%
Protective Order - Violation of Protective Order Conviction	PV	1.0	1	1	1	100%
Remand Support	RS	1.0	3	3	3	100%
Show Cause	SC	2.9	17	50	21	124%
Civil Support	VS	2.2	24	42	15	63%
Adult Total			79	210	76	96.2%
Juvenile						
Abuse or Neglect	AN	4.0	5	13	1	20%
Capias	CA	0.0	0	1	0	0%
Child in Need of Services	CS	0.0	3	3	0	0%
Custody Visitation	CV	2.0	94	198	71	76%
Delinquency Felony	DF	3.4	1	24	10	1,000%
Delinquency Misdemeanor	DM	3.4	11	44	24	218%
Foster Care Review	FC	1.0	3	3	3	100%
Initial Foster Care Review	IF	1.0	2	2	2	100%
Juvenile Support	JS	0.0	0	1	0	0%
Paternity	PT	1.0	4	4	1	25%
Remand Custody	RC	2.0	0	3	3	0%
Remand Visitation	RV	2.0	0	3	3	0%
Status Offense	ST	0.0	0	1	0	0%
Traffic	T	1.5	3	4	4	133%
Termination of Parental Rights	TP	1.7	2	4	3	150%
Truancy/Runaway (Child in Need of Supervision)	TR	3.2	3	16	5	167%
Juvenile Total			131	324	130	99.2%
Totals			210	534	206	98.1%



	Total Filings with %
Custody Visitation (CV)	94 45%
Civil Support (VS)	24 11%
Show Cause (SC)	17 8%
Criminal Misdemeanor (CM)	14 7%
Delinquency Misdemeanor (DM)	11 5%
Others	50 24%
Total	210 100%

Special Case Activities

Emergency Protective Order	PE	1.0	13
Emergency Custody Order	EC	1.0	2
Temporary Detention Order	TD	1.0	2

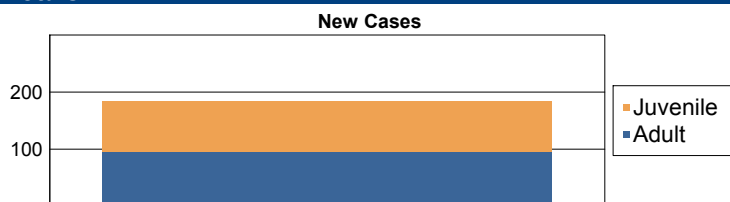
Commonwealth of Virginia
Caseload Statistics of the J&DR District Courts

Carroll

February 2016

	Filing Type	Hearings Per Case	Filings	Hearings	Concluded	Clearance Rate
Adult						
Capias	CA	3.0	12	34	14	117%
Criminal Felony	CF	2.0	12	19	1	8%
Criminal Misdemeanor	CM	3.2	24	61	21	88%
Protective Order – Family Abuse	FP	2.3	4	9	3	75%
Motion - Modifv Protective Order	MP	1.0	1	1	1	100%
Remand Support	RS	1.0	1	1	1	100%
Show Cause	SC	2.7	22	57	19	86%
Civil Support	VS	1.9	19	37	22	116%
Adult Total			95	219	82	86.3%
Juvenile						
Abuse or Neglect	AN	3.0	1	5	2	200%
Capias	CA	4.0	0	3	1	0%
Relief of Custody	CR	2.0	0	1	1	0%
Child in Need of Services	CS	4.0	0	2	1	0%
Custody Visitation	CV	3.2	70	149	70	100%
Delinquency Misdemeanor	DM	3.0	6	20	4	67%
Juvenile Support	JS	0.0	1	1	0	0%
Permanency Planning	PH	1.0	2	2	2	100%
Paternity	PT	3.0	0	3	3	0%
Remand Custody	RC	1.5	1	2	2	200%
Remand Visitation	RV	1.0	2	2	2	100%
Status Offense	ST	1.5	1	2	2	200%
Traffic	T	1.7	5	6	6	120%
Truancy/Runaway (Child in Need of Supervision)	TR	3.0	0	4	4	0%
Juvenile Total			89	202	100	112.4%

Totals			184	421	182	98.9%
---------------	--	--	------------	------------	------------	--------------



	Total Filings with %
Custody Visitation (CV)	70 38%
Criminal Misdemeanor (CM)	24 13%
Show Cause (SC)	22 12%
Civil Support (VS)	19 10%
Capias (CA)	12 7%
Others	37 20%
Total	184 100%

Special Case Activities

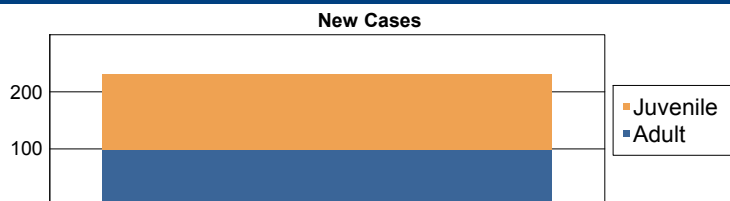
Emergency Protective Order	PE	1.0	10
Emergency Custody Order	EC	1.0	2
Temporary Detention Order	TD	1.0	14

Commonwealth of Virginia
Caseload Statistics of the J&DR District Courts

Carroll

January 2016

	Filing Type	Hearings Per Case	Filings	Hearings	Concluded	Clearance Rate
Adult						
Capias	CA	2.8	8	27	6	75%
Criminal Felony	CF	3.5	1	11	4	400%
Criminal Misdemeanor	CM	3.8	17	46	13	76%
Protective Order – Family Abuse	FP	2.0	3	5	2	67%
Protective Order - Violation of Protective Order Conviction	PV	1.0	1	1	1	100%
Remand Support	RS	1.0	2	2	2	100%
Show Cause	SC	2.8	39	70	13	33%
Civil Support	VS	1.4	27	37	18	67%
Adult Total			98	199	59	60.2%
Juvenile						
Abuse or Neglect	AN	4.0	3	7	1	33%
Capias	CA	0.0	1	2	0	0%
Relief of Custody	CR	1.0	2	2	1	50%
Child in Need of Services	CS	0.0	1	3	0	0%
Custody Visitation	CV	2.3	86	147	48	56%
Delinquency Felony	DF	0.0	2	11	0	0%
Delinquency Misdemeanor	DM	2.7	9	27	9	100%
Foster Care Review	FC	1.0	1	1	1	100%
Permanency Planning	PH	1.1	8	9	8	100%
Paternity	PT	0.0	0	1	0	0%
Remand Custody	RC	1.0	3	3	3	100%
Remand Visitation	RV	1.0	3	3	3	100%
Status Offense	ST	1.5	7	9	4	57%
Traffic	T	1.5	6	6	6	100%
Truancy/Runaway (Child in Need of Supervision)	TR	3.2	1	32	9	900%
Juvenile Total			133	263	93	69.9%
Totals			231	462	152	65.8%



	Total Filings with %
Custody Visitation (CV)	86 37%
Show Cause (SC)	39 17%
Civil Support (VS)	27 12%
Criminal Misdemeanor (CM)	17 7%
Capias (CA)	9 4%
Others	53 23%
Total	231 100%

Special Case Activities

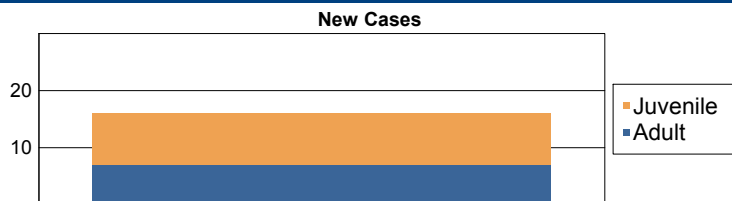
Emergency Protective Order	PE	1.0	15
Temporary Detention Order	TD	1.0	4

**Commonwealth of Virginia
Caseload Statistics of the J&DR District Courts**

Charles City

December 2016

	Filing Type	Hearings Per Case	Filings	Hearings	Concluded	Clearance Rate
Adult						
Capias	CA	1.0	2	2	1	50%
Criminal Felony	CF	0.0	1	1	0	0%
Criminal Misdemeanor	CM	0.0	1	2	0	0%
Show Cause	SC	0.0	3	6	0	0%
Adult Total			7	11	1	14.3%
Juvenile						
Custody Visitation	CV	1.4	9	18	9	100%
Juvenile Total			9	18	9	100.0%
Totals			16	29	10	62.5%



	Total Filings with %	
Custody Visitation (CV)	9	56%
Show Cause (SC)	3	19%
Capias (CA)	2	13%
Criminal Felony (CF)	1	6%
Criminal Misdemeanor (CM)	1	6%
Total	16	100%

Special Case Activities

Non-Case	NC	1.0	1
----------	----	-----	---

Commonwealth of Virginia
Caseload Statistics of the J&DR District Courts
November 2016

Charles City

	Filing Type	Hearings Per Case	Filings	Hearings	Concluded	Clearance Rate
Adult						
Criminal Felony	CF	0.0	1	1	0	0%
Criminal Misdemeanor	CM	2.0	5	8	1	20%
Protective Order – Family Abuse	FP	1.0	2	3	1	50%
Show Cause	SC	2.3	2	8	3	150%
Restricted License - Support	SL	0.0	1	1	0	0%
Civil Support	VS	1.8	7	12	4	57%
Adult Total			18	33	9	50.0%
Juvenile						
Custody Visitation	CV	2.0	6	12	2	33%
Delinquency Misdemeanor	DM	2.0	1	2	1	100%
Traffic	T	0.0	0	1	0	0%
Juvenile Total			7	15	3	42.9%
Totals			25	48	12	48.0%



	Total Filings with %	
Civil Support (VS)	7	28%
Custody Visitation (CV)	6	24%
Criminal Misdemeanor (CM)	5	20%
Protective Order – Family Abuse (FP)	2	8%
Show Cause (SC)	2	8%
Others	3	12%
Total	25	100%

Special Case Activities

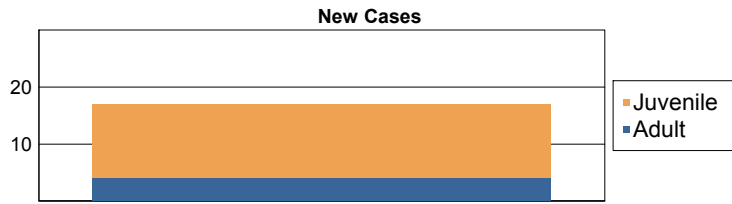
Emergency Protective Order	PE	1.0	3
----------------------------	----	-----	---

Commonwealth of Virginia
Caseload Statistics of the J&DR District Courts

Charles City

October 2016

	Filing Type	Hearings Per Case	Filings	Hearings	Concluded	Clearance Rate
Adult						
Criminal Felony	CF	2.0	0	2	2	0%
Criminal Misdemeanor	CM	5.0	0	4	2	0%
Show Cause	SC	3.8	0	13	5	0%
Restricted License - Support	SL	1.5	1	2	2	200%
Civil Support	VS	1.7	3	7	3	100%
Adult Total			4	28	14	350.0%
Juvenile						
Custody Visitation	CV	3.3	12	49	24	200%
Traffic	T	0.0	1	1	0	0%
Juvenile Total			13	50	24	184.6%
Totals			17	78	38	223.5%



	Total Filings with %	
Custody Visitation (CV)	12	71%
Civil Support (VS)	3	18%
Restricted License - Support (SL)	1	6%
Traffic (T)	1	6%
Criminal Felony (CF)	0	0%
Others	0	0%
Total	17	100%

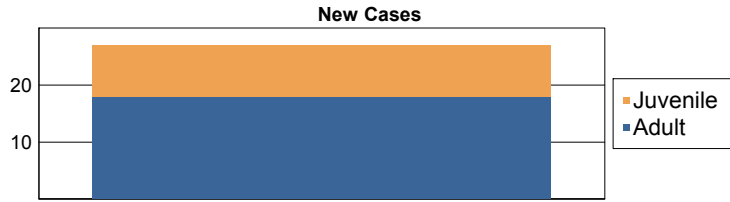
Special Case Activities

Non-Case	NC	1.0	1
----------	----	-----	---

Commonwealth of Virginia
Caseload Statistics of the J&DR District Courts
September 2016

Charles City

	Filing Type	Hearings Per Case	Filings	Hearings	Concluded	Clearance Rate
Adult						
Capias	CA	3.5	1	4	4	400%
Criminal Felony	CF	2.0	0	2	2	0%
Show Cause	SC	3.8	11	20	5	45%
Restricted License - Support	SL	2.0	1	2	1	100%
Civil Support	VS	1.7	5	8	6	120%
Adult Total			18	36	18	100.0%
Juvenile						
Custody Visitation	CV	1.3	9	35	6	67%
Paternity	PT	2.0	0	1	1	0%
Juvenile Total			9	36	7	77.8%
Totals			27	72	25	92.6%



	Total Filings with %	
Show Cause (SC)	11	41%
Custody Visitation (CV)	9	33%
Civil Support (VS)	5	19%
Capias (CA)	1	4%
Restricted License - Support (SL)	1	4%
Others	0	0%
Total	27	100%

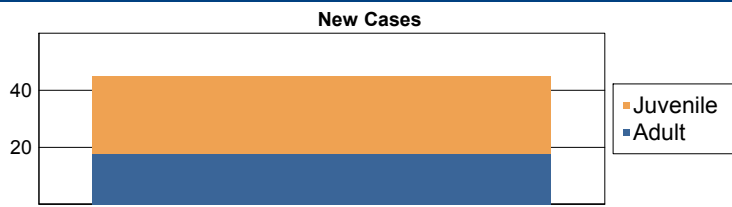
Special Case Activities

Non-Case	NC	1.0	1
----------	----	-----	---

Commonwealth of Virginia
Caseload Statistics of the J&DR District Courts
August 2016

Charles City

	Filing Type	Hearings Per Case	Filings	Hearings	Concluded	Clearance Rate
Adult						
Capias	CA	0.0	1	2	0	0%
Criminal Felony	CF	3.0	2	5	1	50%
Criminal Misdemeanor	CM	2.3	3	7	3	100%
Protective Order – Family Abuse	FP	1.5	1	2	2	200%
Show Cause	SC	3.5	9	24	6	67%
Restricted License - Support	SL	0.0	1	1	0	0%
Civil Support	VS	0.0	1	4	0	0%
Adult Total			18	45	12	66.7%
Juvenile						
Custody Visitation	CV	1.6	25	37	13	52%
Delinquency Misdemeanor	DM	0.0	1	2	0	0%
Traffic	T	0.0	1	1	0	0%
Juvenile Total			27	40	13	48.1%
Totals			45	85	25	55.6%



	Total Filings with %	
Custody Visitation (CV)	25	56%
Show Cause (SC)	9	20%
Criminal Misdemeanor (CM)	3	7%
Criminal Felony (CF)	2	4%
Capias (CA)	1	2%
Others	5	11%
Total	45	100%

Special Case Activities

Non-Case	NC	1.0	1
Emergency Protective Order	PE	1.0	3

Commonwealth of Virginia
Caseload Statistics of the J&DR District Courts
July 2016

Charles City

	Filing Type	Hearings Per Case	Filings	Hearings	Concluded	Clearance Rate
Adult						
Capias	CA	3.0	1	2	1	100%
Criminal Felony	CF	3.0	4	6	2	50%
Criminal Misdemeanor	CM	3.0	3	5	2	67%
Protective Order – Family Abuse	FP	1.0	2	2	1	50%
Show Cause	SC	3.3	4	7	3	75%
Civil Support	VS	1.0	1	1	1	100%
Adult Total			15	23	10	66.7%
Juvenile						
Custody Visitation	CV	2.5	8	14	4	50%
Delinquency Misdemeanor	DM	1.0	3	5	1	33%
Traffic	T	0.0	1	1	0	0%
Juvenile Total			12	20	5	41.7%
Totals			27	43	15	55.6%



	Total Filings with %	
Custody Visitation (CV)	8	30%
Criminal Felony (CF)	4	15%
Show Cause (SC)	4	15%
Criminal Misdemeanor (CM)	3	11%
Delinquency Misdemeanor (DM)	3	11%
Others	5	19%
Total	27	100%

Special Case Activities

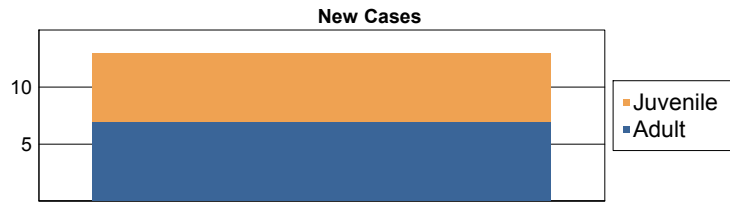
Emergency Protective Order	PE	1.0	3
----------------------------	----	-----	---

Commonwealth of Virginia
Caseload Statistics of the J&DR District Courts

Charles City

June 2016

	Filing Type	Hearings Per Case	Filings	Hearings	Concluded	Clearance Rate
Adult						
Criminal Felony	CF	0.0	2	4	0	0%
Criminal Misdemeanor	CM	2.0	2	5	1	50%
Show Cause	SC	2.0	1	3	1	100%
Civil Support	VS	0.0	2	2	0	0%
Adult Total			7	14	2	28.6%
Juvenile						
Custody Visitation	CV	2.8	2	10	8	400%
Delinquency Misdemeanor	DM	0.0	3	3	0	0%
Paternity	PT	0.0	1	1	0	0%
Juvenile Total			6	14	8	133.3%
Totals			13	28	10	76.9%

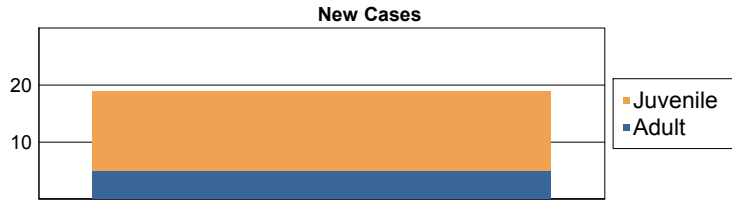


	Total Filings with %	
Delinquency Misdemeanor (DM)	3	23%
Civil Support (VS)	2	15%
Criminal Felony (CF)	2	15%
Criminal Misdemeanor (CM)	2	15%
Custody Visitation (CV)	2	15%
Others	2	15%
Total	13	100%

Special Case Activities

Emergency Protective Order	PE	1.0	2
Emergency Custody Order	EC	1.0	2
Non-Case	NC	1.0	2

	Filing Type	Hearings Per Case	Filings	Hearings	Concluded	Clearance Rate
Adult						
Capias	CA	1.0	1	3	1	100%
Criminal Felony	CF	3.0	0	1	1	0%
Criminal Misdemeanor	CM	4.3	1	4	3	300%
Show Cause	SC	3.7	0	6	3	0%
Civil Support	VS	2.0	3	7	5	167%
Adult Total			5	21	13	260.0%
Juvenile						
Custody Visitation	CV	2.0	13	26	13	100%
Delinquency Misdemeanor	DM	0.0	1	3	0	0%
Juvenile Total			14	29	13	92.9%
Totals			19	50	26	136.8%



	Total Filings with %	
Custody Visitation (CV)	13	68%
Civil Support (VS)	3	16%
Capias (CA)	1	5%
Criminal Misdemeanor (CM)	1	5%
Delinquency Misdemeanor (DM)	1	5%
Others	0	0%
Total	19	100%

Commonwealth of Virginia
Caseload Statistics of the J&DR District Courts

Charles City

April 2016

	Filing Type	Hearings Per Case	Filings	Hearings	Concluded	Clearance Rate
Adult						
Capias	CA	0.0	1	1	0	0%
Criminal Felony	CF	3.0	1	3	1	100%
Criminal Misdemeanor	CM	2.3	2	6	3	150%
Protective Order – Family Abuse	FP	3.0	0	1	1	0%
Motion - Modifv Protective Order	MP	1.5	1	2	2	200%
Show Cause	SC	3.8	0	12	6	0%
Civil Support	VS	2.3	1	6	4	400%
Adult Total			6	31	17	283.3%
Juvenile						
Custody Visitation	CV	2.5	3	19	10	333%
Traffic	T	1.0	1	1	1	100%
Juvenile Total			4	20	11	275.0%
Totals			10	51	28	280.0%



	Total Filings with %	
Custody Visitation (CV)	3	30%
Criminal Misdemeanor (CM)	2	20%
Capias (CA)	1	10%
Civil Support (VS)	1	10%
Criminal Felony (CF)	1	10%
Others	2	20%
Total	10	100%

Special Case Activities

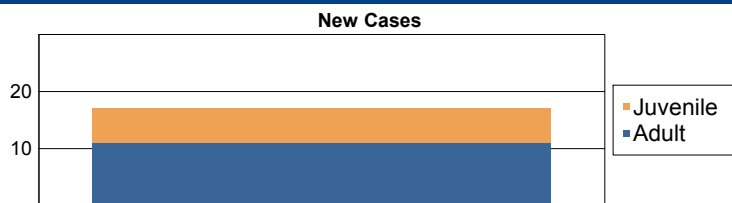
Emergency Protective Order	PE	1.0	1
----------------------------	----	-----	---

**Commonwealth of Virginia
Caseload Statistics of the J&DR District Courts**

Charles City

March 2016

	Filing Type	Hearings Per Case	Filings	Hearings	Concluded	Clearance Rate
Adult						
Capias	CA	1.7	2	4	3	150%
Criminal Felonv	CF	2.0	0	3	3	0%
Criminal Misdemeanor	CM	4.0	0	5	3	0%
Protective Order – Family Abuse	FP	3.0	0	2	2	0%
Show Cause	SC	3.6	6	19	7	117%
Civil Support	VS	2.6	3	8	5	167%
Adult Total			11	41	23	209.1%
Juvenile						
Custody Visitation	CV	4.0	4	12	6	150%
Delinquency Misdemeanor	DM	0.0	2	2	0	0%
Traffic	T	2.0	0	1	1	0%
Juvenile Total			6	15	7	116.7%
Totals			17	56	30	176.5%



	Total Filings with %	
Show Cause (SC)	6	35%
Custody Visitation (CV)	4	24%
Civil Support (VS)	3	18%
Capias (CA)	2	12%
Delinquency Misdemeanor (DM)	2	12%
Others	0	0%
Total	17	100%

Special Case Activities

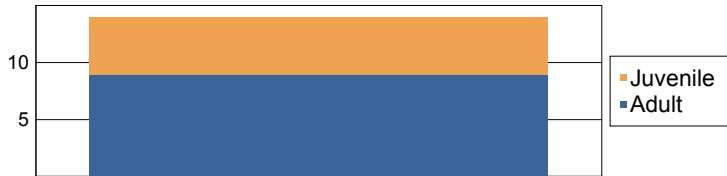
Emergency Protective Order	PE	1.0	1
----------------------------	----	-----	---

Commonwealth of Virginia
Caseload Statistics of the J&DR District Courts
February 2016

Charles City

	Filing Type	Hearings Per Case	Filings	Hearings	Concluded	Clearance Rate
Adult						
Criminal Felony	CF	0.0	1	2	0	0%
Criminal Misdemeanor	CM	0.0	1	8	0	0%
Protective Order – Family Abuse	FP	0.0	1	2	0	0%
Motion - Modify Protective Order	MP	0.0	1	1	0	0%
Show Cause	SC	4.0	2	7	1	50%
Restricted License - Support	SL	1.0	1	1	1	100%
Civil Support	VS	0.0	2	3	0	0%
Adult Total			9	24	2	22.2%
Juvenile						
Custody Visitation	CV	3.5	5	14	4	80%
Traffic	T	2.0	0	2	2	0%
Juvenile Total			5	16	6	120.0%
Totals			14	40	8	57.1%

New Cases



	Total Filings with %	
Custody Visitation (CV)	5	36%
Civil Support (VS)	2	14%
Show Cause (SC)	2	14%
Criminal Felony (CF)	1	7%
Criminal Misdemeanor (CM)	1	7%
Others	3	21%
Total	14	100%

Special Case Activities

Emergency Protective Order	PE	1.0	2
----------------------------	----	-----	---

Commonwealth of Virginia
Caseload Statistics of the J&DR District Courts
January 2016

Charles City

	Filing Type	Hearings Per Case	Filings	Hearings	Concluded	Clearance Rate
Adult						
Cabias	CA	2.0	0	3	1	0%
Criminal Felony	CF	3.4	3	12	5	167%
Criminal Misdemeanor	CM	1.7	4	8	3	75%
Protective Order – Family Abuse	FP	3.0	1	3	1	100%
Show Cause	SC	3.0	9	25	7	78%
Restricted License - Support	SL	1.0	1	1	1	100%
Civil Support	VS	2.0	3	5	3	100%
Adult Total			21	57	21	100.0%
Juvenile						
Custody Visitation	CV	4.6	3	12	7	233%
Delinquency Misdemeanor	DM	2.0	0	1	1	0%
Remand Custody	RC	1.0	1	1	1	100%
Remand Visitation	RV	1.0	1	1	1	100%
Juvenile Total			5	15	10	200.0%
Totals			26	72	31	119.2%



	Total Filings with %	
Show Cause (SC)	9	35%
Criminal Misdemeanor (CM)	4	15%
Civil Support (VS)	3	12%
Criminal Felony (CF)	3	12%
Custody Visitation (CV)	3	12%
Others	4	15%
Total	26	100%

Special Case Activities

Emergency Protective Order	PE	1.0	4
----------------------------	----	-----	---

**Commonwealth of Virginia
Caseload Statistics of the J&DR District Courts**

Charlotte

December 2016

	Filing Type	Hearings Per Case	Filings	Hearings	Concluded	Clearance Rate
Adult						
Capias	CA	1.3	3	6	3	100%
Criminal Felonv	CF	3.4	5	11	5	100%
Criminal Misdemeanor	CM	2.9	6	21	14	233%
Protective Order – Family Abuse	FP	2.0	1	2	1	100%
Show Cause	SC	1.8	9	17	5	56%
Civil Support	VS	1.0	7	10	7	100%
Adult Total			31	67	35	112.9%
Juvenile						
Abuse or Neglect	AN	3.0	0	2	1	0%
Child in Need of Services	CS	1.0	1	1	1	100%
Custody Visitation	CV	2.2	12	28	16	133%
Delinquency Felonv	DF	2.0	1	2	1	100%
Delinquency Misdemeanor	DM	0.0	0	1	0	0%
Initial Foster Care Review	IF	1.0	1	1	1	100%
Permanency Planning	PH	0.0	0	1	0	0%
Status Offense	ST	0.0	0	3	0	0%
Traffic	T	1.0	2	2	2	100%
Juvenile Total			17	41	22	129.4%
Totals			48	108	57	118.8%

New Cases



	Total Filings with %	
Custody Visitation (CV)	12	25%
Show Cause (SC)	9	19%
Civil Support (VS)	7	15%
Criminal Misdemeanor (CM)	6	13%
Criminal Felony (CF)	5	10%
Others	9	19%
Total	48	100%

Special Case Activities

Emergency Protective Order	PE	1.0	8
----------------------------	----	-----	---

Commonwealth of Virginia
Caseload Statistics of the J&DR District Courts

Charlotte

November 2016

	Filing Type	Hearings Per Case	Filings	Hearings	Concluded	Clearance Rate
Adult						
Capias	CA	2.5	1	4	2	200%
Criminal Felonv	CF	1.7	8	13	6	75%
Criminal Misdemeanor	CM	2.7	13	28	6	46%
Protective Order – Family Abuse	FP	1.5	2	3	2	100%
Remand Support	RS	1.0	1	1	1	100%
Show Cause	SC	4.4	3	18	7	233%
Restricted License - Support	SL	2.0	0	1	1	0%
Civil Support	VS	1.5	5	8	6	120%
Adult Total			33	76	31	93.9%
Juvenile						
Abuse or Neglect	AN	4.0	1	3	1	100%
Child in Need of Services	CS	0.0	0	1	0	0%
Custody Visitation	CV	1.8	9	40	19	211%
Delinquency Felonv	DF	0.0	0	4	0	0%
Delinquency Misdemeanor	DM	5.5	1	7	6	600%
Foster Care Review	FC	1.0	1	1	1	100%
Permanency Planning	PH	0.0	1	1	0	0%
Status Offense	ST	4.8	3	12	6	200%
Traffic	T	3.0	2	4	2	100%
Juvenile Total			18	73	35	194.4%
Totals			51	149	66	129.4%



	Total Filings with %
Criminal Misdemeanor (CM)	13 25%
Custody Visitation (CV)	9 18%
Criminal Felony (CF)	8 16%
Civil Support (VS)	5 10%
Show Cause (SC)	3 6%
Others	13 25%
Total	51 100%

Special Case Activities

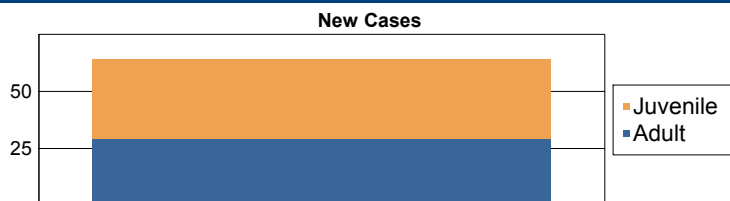
Emergency Protective Order	PE	1.0	5
----------------------------	----	-----	---

Commonwealth of Virginia
Caseload Statistics of the J&DR District Courts

Charlotte

October 2016

	Filing Type	Hearings Per Case	Filings	Hearings	Concluded	Clearance Rate
Adult						
Capias	CA	2.0	0	1	1	0%
Criminal Felony	CF	3.7	1	7	3	300%
Criminal Misdemeanor	CM	1.8	4	17	5	125%
Remand Support	RS	1.0	1	1	1	100%
Show Cause	SC	3.0	5	16	9	180%
Restricted License - Support	SL	1.0	1	1	1	100%
Civil Support	VS	1.1	17	18	13	76%
Adult Total			29	61	33	113.8%
Juvenile						
Abuse or Neglect	AN	0.0	1	3	0	0%
Child in Need of Services	CS	0.0	1	3	0	0%
Custody Visitation	CV	2.0	19	49	17	89%
Delinquency Felony	DF	0.0	0	4	0	0%
Delinquency Misdemeanor	DM	0.0	1	15	0	0%
Foster Care Review	FC	1.0	1	1	1	100%
Permanency Planning	PH	1.0	1	1	1	100%
Remand Custody	RC	1.0	6	6	6	100%
Status Offense	ST	0.0	3	13	0	0%
Traffic	T	1.0	2	2	1	50%
Juvenile Total			35	97	26	74.3%
Totals			64	158	59	92.2%



	Total Filings with %
Custody Visitation (CV)	19 30%
Civil Support (VS)	17 27%
Remand Custody (RC)	6 9%
Show Cause (SC)	5 8%
Criminal Misdemeanor (CM)	4 6%
Others	13 20%
Total	64 100%

Special Case Activities


Emergency Protective Order	PE	1.0	1
----------------------------	----	-----	---

Commonwealth of Virginia
Caseload Statistics of the J&DR District Courts
September 2016

Charlotte

	Filing Type	Hearings Per Case	Filings	Hearings	Concluded	Clearance Rate
Adult						
Capias	CA	3.0	2	5	4	200%
Criminal Felony	CF	3.0	2	5	2	100%
Criminal Misdemeanor	CM	2.0	5	14	5	100%
Protective Order – Family Abuse	FP	2.5	1	3	2	200%
Motion - Modifv Protective Order	MP	1.5	1	2	2	200%
Remand Support	RS	1.0	1	1	1	100%
Show Cause	SC	3.3	6	15	9	150%
Restricted License - Support	SL	0.0	1	1	0	0%
Civil Support	VS	1.3	3	5	4	133%
Adult Total			22	51	29	131.8%
Juvenile						
Abuse or Neglect	AN	4.0	1	3	1	100%
Child in Need of Services	CS	0.0	0	1	0	0%
Custody Visitation	CV	3.1	16	34	18	113%
Delinquency Felony	DF	0.0	1	2	0	0%
Delinquency Misdemeanor	DM	0.0	1	3	0	0%
Foster Care Review	FC	1.0	2	2	2	100%
Permanency Planning	PH	1.0	1	1	1	100%
Remand Custody	RC	1.0	3	3	3	100%
Status Offense	ST	0.0	0	4	0	0%
Traffic	T	1.0	1	1	1	100%
Truancy/Runaway (Child in Need of Supervision)	TR	0.0	0	2	0	0%
Juvenile Total			26	56	26	100.0%
Totals			48	107	55	114.6%

New Cases



	Total Filings with %
Custody Visitation (CV)	16 33%
Show Cause (SC)	6 13%
Criminal Misdemeanor (CM)	5 10%
Civil Support (VS)	3 6%
Remand Custody (RC)	3 6%
Others	15 31%
Total	48 100%

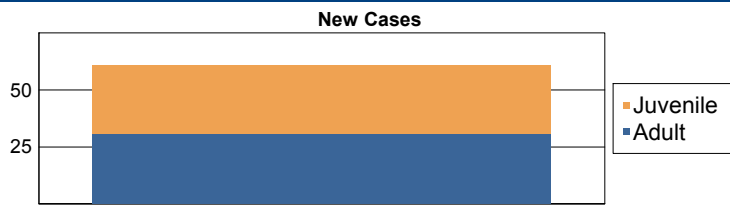
Special Case Activities

Emergency Protective Order	PE	1.0	7
----------------------------	----	-----	---

Commonwealth of Virginia
Caseload Statistics of the J&DR District Courts
August 2016

Charlotte

	Filing Type	Hearings Per Case	Filings	Hearings	Concluded	Clearance Rate
Adult						
Capias	CA	2.2	3	10	5	167%
Criminal Felony	CF	2.0	2	18	2	100%
Criminal Misdemeanor	CM	1.9	13	30	12	92%
Protective Order – Family Abuse	FP	2.6	3	9	5	167%
Show Cause	SC	3.6	3	23	11	367%
Civil Support	VS	2.3	7	13	8	114%
Adult Total			31	103	43	138.7%
Juvenile						
Abuse or Neglect	AN	0.0	0	1	0	0%
Protective Order – Non Family Abuse	AP	2.0	0	1	1	0%
Child in Need of Services	CS	0.0	0	1	0	0%
Custody Visitation	CV	1.5	22	36	20	91%
Delinquency Misdemeanor	DM	3.2	2	8	5	250%
Status Offense	ST	0.0	1	5	0	0%
Traffic	T	1.7	4	7	3	75%
Termination of Parental Rights	TP	3.0	0	2	1	0%
Truancy/Runaway (Child in Need of Supervision)	TR	1.0	1	2	1	100%
Juvenile Total			30	63	31	103.3%
Totals			61	166	74	121.3%



	Total Filings with %	
Custody Visitation (CV)	22	36%
Criminal Misdemeanor (CM)	13	21%
Civil Support (VS)	7	11%
Traffic (T)	4	7%
Capias (CA)	3	5%
Others	12	20%
Total	61	100%

Special Case Activities

Emergency Protective Order	PE	1.0	5
----------------------------	----	-----	---

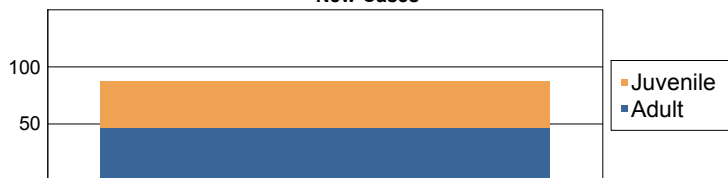
Commonwealth of Virginia
Caseload Statistics of the J&DR District Courts

Charlotte

July 2016

	Filing Type	Hearings Per Case	Filings	Hearings	Concluded	Clearance Rate
Adult						
Capias	CA	2.2	4	7	5	125%
Criminal Felony	CF	1.0	11	15	1	9%
Criminal Misdemeanor	CM	3.0	5	14	5	100%
Protective Order – Family Abuse	FP	2.0	2	5	2	100%
Motion - Modifv Protective Order	MP	1.0	1	1	1	100%
Protective Order - Violation of Protective Order Conviction	PV	1.0	1	1	1	100%
Remand Support	RS	1.0	1	1	1	100%
Show Cause	SC	3.2	11	37	12	109%
Civil Support	VS	1.6	11	16	11	100%
Adult Total			47	97	39	83.0%
Juvenile						
Abuse or Neglect	AN	0.0	1	2	0	0%
Protective Order – Non Familv Abuse	AP	5.0	1	2	1	100%
Child in Need of Services	CS	1.0	1	2	1	100%
Custody Visitation	CV	1.4	31	40	17	55%
Delinquency Misdemeanor	DM	3.8	2	11	5	250%
Foster Care Review	FC	1.0	3	3	3	100%
Paternity	PT	3.0	0	1	1	0%
Remand Custody	RC	1.0	1	1	1	100%
Status Offense	ST	2.0	0	1	1	0%
Traffic	T	4.0	1	2	1	100%
Juvenile Total			41	65	31	75.6%
Totals			88	162	70	79.5%

New Cases



	Total Filings with %
Custody Visitation (CV)	31 35%
Civil Support (VS)	11 13%
Criminal Felony (CF)	11 13%
Show Cause (SC)	11 13%
Criminal Misdemeanor (CM)	5 6%
Others	19 22%
Total	88 100%

Special Case Activities

Emergency Protective Order	PE	1.0	8
----------------------------	----	-----	---

**Commonwealth of Virginia
Caseload Statistics of the J&DR District Courts**

Charlotte

June 2016

	Filing Type	Hearings Per Case	Filings	Hearings	Concluded	Clearance Rate
Adult						
Capias	CA	2.8	3	9	5	167%
Criminal Felony	CF	2.2	4	13	6	150%
Criminal Misdemeanor	CM	2.3	12	24	7	58%
Protective Order – Family Abuse	FP	2.0	4	8	2	50%
Motion - Modifv Protective Order	MP	0.0	1	1	0	0%
Show Cause	SC	3.3	10	25	8	80%
Restricted License - Support	SL	1.0	1	1	1	100%
Civil Support	VS	1.2	11	15	13	118%
Adult Total			46	96	42	91.3%
Juvenile						
Custody Visitation	CV	2.4	14	31	18	129%
Delinquency Felony	DF	4.0	0	1	1	0%
Delinquency Misdemeanor	DM	2.0	0	3	1	0%
Foster Care Review	FC	1.0	4	4	4	100%
Initial Foster Care Review	IF	1.0	1	1	1	100%
Motion - Modifv Protective Order	MP	1.0	3	3	3	100%
Paternity	PT	2.0	0	1	1	0%
Remand Custody	RC	1.0	1	1	1	100%
Status Offense	ST	1.0	2	2	1	50%
Traffic	T	1.0	1	1	1	100%
Juvenile Total			26	48	32	123.1%
Totals			72	144	74	102.8%



	Total Filings with %	
Custody Visitation (CV)	14	19%
Criminal Misdemeanor (CM)	12	17%
Civil Support (VS)	11	15%
Show Cause (SC)	10	14%
Criminal Felony (CF)	4	6%
Others	21	29%
Total	72	100%

Special Case Activities

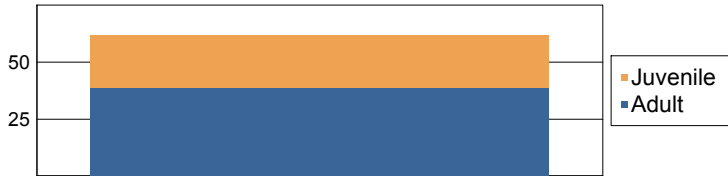
Emergency Protective Order	PE	1.0	9
----------------------------	----	-----	---

Commonwealth of Virginia
Caseload Statistics of the J&DR District Courts
 May 2016

Charlotte

	Filing Type	Hearings Per Case	Filings	Hearings	Concluded	Clearance Rate
Adult						
Capias	CA	2.2	5	14	5	100%
Criminal Felony	CF	1.6	9	10	5	56%
Criminal Misdemeanor	CM	3.2	9	41	31	344%
Protective Order – Family Abuse	FP	2.0	3	5	4	133%
Show Cause	SC	3.3	8	25	9	113%
Civil Support	VS	2.3	5	11	7	140%
Adult Total			39	106	61	156.4%
Juvenile						
Abuse or Neglect	AN	4.0	0	7	7	0%
Protective Order – Non Family Abuse	AP	0.0	0	1	0	0%
Child in Need of Services	CS	0.0	0	1	0	0%
Custody Visitation	CV	2.2	12	35	17	142%
Delinquency Felony	DF	7.4	0	9	5	0%
Delinquency Misdemeanor	DM	5.0	2	13	6	300%
Foster Care Review	FC	1.0	4	4	4	100%
Paternity	PT	0.0	0	1	0	0%
Status Offense	ST	0.0	1	5	0	0%
Traffic	T	1.4	3	8	5	167%
Termination of Parental Rights	TP	0.0	1	1	0	0%
Truancy/Runaway (Child in Need of Supervision)	TR	0.0	0	3	0	0%
Juvenile Total			23	88	44	191.3%
Totals			62	194	105	169.4%

New Cases



	Total Filings with %	
Custody Visitation (CV)	12	19%
Criminal Felony (CF)	9	15%
Criminal Misdemeanor (CM)	9	15%
Show Cause (SC)	8	13%
Capias (CA)	5	8%
Others	19	31%
Total	62	100%

Special Case Activities

Emergency Protective Order	PE	1.0	6
----------------------------	----	-----	---

Commonwealth of Virginia
Caseload Statistics of the J&DR District Courts

Charlotte

April 2016

	Filing Type	Hearings Per Case	Filings	Hearings	Concluded	Clearance Rate
Adult						
Capias	CA	3.0	0	3	1	0%
Criminal Felony	CF	1.0	7	7	5	71%
Criminal Misdemeanor	CM	2.0	6	15	2	33%
Protective Order – Family Abuse	FP	0.0	0	2	0	0%
Show Cause	SC	3.1	10	21	9	90%
Restricted License - Support	SL	1.0	1	1	1	100%
Civil Support	VS	3.5	5	10	6	120%
Adult Total			29	59	24	82.8%
Juvenile						
Abuse or Neglect	AN	0.0	0	7	0	0%
Child in Need of Services	CS	1.0	2	2	2	100%
Custody Visitation	CV	3.3	14	35	18	129%
Delinquency Felony	DF	0.0	1	10	0	0%
Delinquency Misdemeanor	DM	0.0	1	4	0	0%
Permanency Planning	PH	1.0	1	1	1	100%
Paternity	PT	0.0	1	1	0	0%
Status Offense	ST	0.0	1	1	0	0%
Traffic	T	1.0	5	5	1	20%
Truancy/Runaway (Child in Need of Supervision)	TR	4.0	0	1	1	0%
Juvenile Total			26	67	23	88.5%
Totals			55	126	47	85.5%



	Total Filings with %	
Custody Visitation (CV)	14	25%
Show Cause (SC)	10	18%
Criminal Felony (CF)	7	13%
Criminal Misdemeanor (CM)	6	11%
Civil Support (VS)	5	9%
Others	13	24%
Total	55	100%

Special Case Activities

Emergency Protective Order	PE	1.0	2
----------------------------	----	-----	---

Commonwealth of Virginia
Caseload Statistics of the J&DR District Courts

Charlotte

March 2016

	Filing Type	Hearings Per Case	Filings	Hearings	Concluded	Clearance Rate
Adult						
Capias	CA	0.0	4	8	0	0%
Criminal Felony	CF	1.0	3	4	3	100%
Criminal Misdemeanor	CM	1.6	7	23	5	71%
Protective Order – Family Abuse	FP	2.0	4	6	2	50%
Show Cause	SC	2.6	11	25	14	127%
Restricted License - Support	SL	1.0	1	1	1	100%
Civil Support	VS	2.0	6	12	7	117%
Adult Total			36	79	32	88.9%
Juvenile						
Abuse or Neglect	AN	3.8	7	18	4	57%
Child in Need of Services	CS	0.0	0	1	0	0%
Custody Visitation	CV	1.9	18	43	27	150%
Delinquency Felony	DF	6.3	2	14	3	150%
Delinquency Misdemeanor	DM	6.5	5	14	2	40%
Permanency Planning	PH	1.0	1	1	1	100%
Paternity	PT	0.0	1	1	0	0%
Remand Custody	RC	1.0	1	1	1	100%
Status Offense	ST	3.0	0	4	3	0%
Traffic	T	2.0	1	1	2	200%
Truancy/Runaway (Child in Need of Supervision)	TR	4.0	0	2	1	0%
Juvenile Total			36	100	44	122.2%
Totals			72	179	76	105.6%



	Total Filings	%
Custody Visitation (CV)	18	25%
Show Cause (SC)	11	15%
Abuse or Neglect (AN)	7	10%
Criminal Misdemeanor (CM)	7	10%
Civil Support (VS)	6	8%
Others	23	32%
Total	72	100%

Special Case Activities

Emergency Protective Order	PE	1.0	7
----------------------------	----	-----	---

Commonwealth of Virginia
Caseload Statistics of the J&DR District Courts

Charlotte

February 2016

	Filing Type	Hearings Per Case	Filings	Hearings	Concluded	Clearance Rate
Adult						
Capias	CA	2.0	2	6	2	100%
Criminal Felony	CF	3.0	0	3	2	0%
Criminal Misdemeanor	CM	3.0	7	23	6	86%
Protective Order – Family Abuse	FP	2.3	0	3	3	0%
Motion - Modifv Protective Order	MP	1.0	2	2	2	100%
Show Cause	SC	1.8	8	25	10	125%
Restricted License - Support	SL	2.0	1	2	1	100%
Civil Support	VS	1.3	7	14	9	129%
Adult Total			27	78	35	129.6%
Juvenile						
Abuse or Neglect	AN	0.0	1	2	0	0%
Protective Order – Non Family Abuse	AP	0.0	0	1	0	0%
Child in Need of Services	CS	0.0	0	2	0	0%
Custody Visitation	CV	1.2	29	41	28	97%
Delinquency Felony	DF	1.0	7	11	2	29%
Delinquency Misdemeanor	DM	6.5	3	13	4	133%
Foster Care Review	FC	1.0	1	1	1	100%
Status Offense	ST	12.0	4	10	3	75%
Traffic	T	1.0	3	2	3	100%
Truancy/Runaway (Child in Need of Supervision)	TR	0.0	0	1	0	0%
Juvenile Total			48	84	41	85.4%
Totals			75	162	76	101.3%



	Total Filings with %
Custody Visitation (CV)	29 39%
Show Cause (SC)	8 11%
Civil Support (VS)	7 9%
Criminal Misdemeanor (CM)	7 9%
Delinquency Felony (DF)	7 9%
Others	17 23%
Total	75 100%

Special Case Activities

Emergency Protective Order	PE	1.0	2
Temporary Detention Order	TD	1.0	2

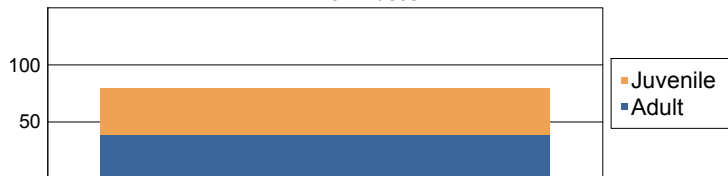
Commonwealth of Virginia
Caseload Statistics of the J&DR District Courts

Charlotte

January 2016

	Filing Type	Hearings Per Case	Filings	Hearings	Concluded	Clearance Rate
Adult						
Protective Order - Non Familv Abuse	AP	2.0	1	2	1	100%
Capias	CA	2.2	5	9	5	100%
Criminal Felony	CF	1.5	2	3	2	100%
Criminal Misdemeanor	CM	3.0	9	25	6	67%
Protective Order – Familv Abuse	FP	2.0	3	5	2	67%
Motion - Modify Protective Order	MP	1.0	1	1	1	100%
Protective Order – Stalking/Acts of Violence	PC	1.0	1	1	1	100%
Show Cause	SC	4.6	10	28	5	50%
Civil Support	VS	1.2	7	12	6	86%
Adult Total			39	86	29	74.4%
Juvenile						
Abuse or Neglect	AN	2.5	0	10	4	0%
Protective Order – Non Familv Abuse	AP	0.0	0	1	0	0%
Child in Need of Services	CS	0.0	0	1	0	0%
Custody Visitation	CV	1.3	31	51	27	87%
Delinquency Felony	DF	4.0	0	2	1	0%
Delinquency Misdemeanor	DM	3.7	4	10	3	75%
Foster Care Review	FC	1.0	4	4	4	100%
Initial Foster Care Review	IF	1.0	1	1	1	100%
Permanency Planning	PH	1.0	1	1	1	100%
Truancy/Runaway (Child in Need of Supervision)	TR	0.0	0	1	0	0%
Juvenile Total			41	82	41	100.0%
Totals			80	168	70	87.5%

New Cases



	Total Filings with %
Custody Visitation (CV)	31 39%
Show Cause (SC)	10 13%
Criminal Misdemeanor (CM)	9 11%
Civil Support (VS)	7 9%
Capias (CA)	5 6%
Others	18 23%
Total	80 100%

Special Case Activities

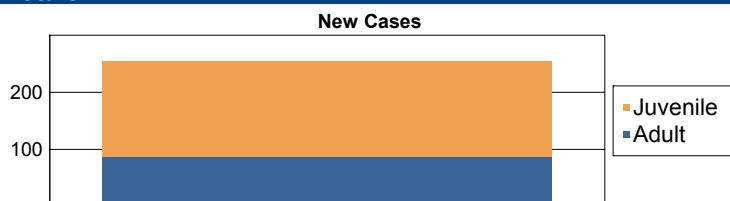
Emergency Protective Order	PE	1.0	8
----------------------------	----	-----	---

Commonwealth of Virginia
Caseload Statistics of the J&DR District Courts

Charlottesville

December 2016

	Filing Type	Hearings Per Case	Filings	Hearings	Concluded	Clearance Rate
Adult						
Capias	CA	2.2	3	11	5	167%
Criminal Felony	CF	3.0	6	26	5	83%
Criminal Misdemeanor	CM	3.6	25	64	14	56%
Protective Order – Family Abuse	FP	2.7	5	17	9	180%
Motion - Modifv Protective Order	MP	1.0	1	1	1	100%
Other	OT	1.0	1	1	1	100%
Protective Order - Violation of Protective Order Conviction	PV	1.0	2	2	2	100%
Show Cause	SC	1.6	20	33	19	95%
Civil Support	VS	1.7	25	36	15	60%
Adult Total			88	191	71	80.7%
Juvenile						
Abuse or Neglect	AN	1.6	16	24	10	63%
Child in Need of Services	CS	2.0	8	15	5	63%
Custody Visitation	CV	2.7	102	243	71	70%
Delinquency Felony	DF	6.0	2	21	4	200%
Delinquency Misdemeanor	DM	3.5	9	34	10	111%
Foster Care Review	FC	1.0	1	1	1	100%
Initial Foster Care Review	IF	1.0	3	3	3	100%
Motion - Modifv Protective Order	MP	1.8	5	10	6	120%
Permanency Planning	PH	1.2	5	7	6	120%
Paternity	PT	0.0	2	3	0	0%
Child at Risk of Abuse or Neglect	RI	2.0	1	2	1	100%
Status Offense	ST	3.2	2	8	5	250%
Traffic	T	1.9	5	9	7	140%
Termination of Parental Rights	TP	1.5	4	6	4	100%
Truancy/Runaway (Child in Need of Supervision)	TR	6.5	1	9	2	200%
	VA	1.0	1	1	1	100%
Juvenile Total			167	396	136	81.4%
Totals			255	587	207	81.2%



	Total Filings with %
Custody Visitation (CV)	102 40%
Civil Support (VS)	25 10%
Criminal Misdemeanor (CM)	25 10%
Show Cause (SC)	20 8%
Abuse or Neglect (AN)	16 6%
Others	67 26%
Total	255 100%

Special Case Activities

Emergency Protective Order	PE	1.0	27
----------------------------	----	-----	----

Commonwealth of Virginia
Caseload Statistics of the J&DR District Courts

Charlottesville

November 2016

	Filing Type	Hearings Per Case	Filings	Hearings	Concluded	Clearance Rate
Adult						
Capias	CA	2.7	12	32	13	108%
Criminal Felony	CF	3.7	6	17	7	117%
Criminal Misdemeanor	CM	2.6	17	60	18	106%
Protective Order – Family Abuse	FP	2.5	9	20	4	44%
Motion - Modifv Protective Order	MP	1.0	1	1	1	100%
Other	OT	1.0	1	1	1	100%
Protective Order - Violation of Protective Order Conviction	PV	1.0	2	2	2	100%
Show Cause	SC	4.2	30	72	25	83%
Restricted License - Support	SL	1.0	1	1	1	100%
Civil Support	VS	3.8	21	51	33	157%
Adult Total			100	257	105	105.0%
Juvenile						
Abuse or Nelect	AN	3.6	0	7	7	0%
Protective Order – Non Familv Abuse	AP	2.0	1	2	1	100%
Child in Need of Services	CS	2.5	4	12	4	100%
Custody Visitation	CV	2.5	74	186	68	92%
Delinquency Felony	DF	3.0	5	27	1	20%
Delinquency Misdemeanor	DM	2.3	11	27	7	64%
Entrustment Agreement	ET	1.0	1	1	1	100%
Foster Care Review	FC	1.0	9	9	9	100%
Initial Foster Care Review	IF	1.0	11	11	11	100%
Protective Order – Stalking/Acts of Violence	PC	2.0	1	2	1	100%
Permanency Planning	PH	1.0	13	14	10	77%
Paternity	PT	2.0	0	1	1	0%
Child at Risk of Abuse or Nelect	RI	3.0	0	2	2	0%
Status Offense	ST	2.5	3	6	2	67%
Traffic	T	2.5	4	9	2	50%
Termination of Parental Rihts	TP	0.0	3	3	0	0%
Truancy/Runaway (Child in Need of Supervision)	TR	3.0	3	7	4	133%
Juvenile Total			143	326	131	91.6%
Totals			243	583	236	97.1%

New Cases



	Total Filings with %
Custody Visitation (CV)	74 30%
Show Cause (SC)	30 12%
Civil Support (VS)	21 9%
Criminal Misdemeanor (CM)	17 7%
Permanency Planning (PH)	13 5%
Others	88 36%
Total	243 100%

Special Case Activities

Emergency Protective Order	PE	1.0	22
Emergency Custody Order	EC	1.0	2
Temporary Detention Order	TD	1.0	8

Commonwealth of Virginia
Caseload Statistics of the J&DR District Courts

Charlottesville

October 2016

	Filing Type	Hearings Per Case	Filings	Hearings	Concluded	Clearance Rate
Adult						
Protective Order - Non Family Abuse	AP	0.0	1	2	0	0%
Capias	CA	2.4	10	31	10	100%
Criminal Felony	CF	3.2	10	30	5	50%
Criminal Misdemeanor	CM	3.6	19	92	28	147%
Protective Order – Family Abuse	FP	2.5	7	19	6	86%
Motion - Modify Protective Order	MP	1.0	3	3	3	100%
Other	OT	1.0	1	1	1	100%
Show Cause	SC	2.7	20	68	37	185%
Civil Support	VS	1.6	26	51	21	81%
Adult Total			97	297	111	114.4%
Juvenile						
Abuse or Neglect	AN	3.2	3	18	6	200%
Child in Need of Services	CS	3.0	2	13	7	350%
Custody Visitation	CV	3.1	134	241	79	59%
Delinquency Felony	DF	3.0	7	33	2	29%
Delinquency Misdemeanor	DM	4.8	12	60	13	108%
Foster Care Review	FC	1.0	2	2	2	100%
Initial Foster Care Review	IF	1.0	7	7	7	100%
Motion - Modify Protective Order	MP	1.0	2	2	1	50%
Permanency Planning	PH	1.0	4	4	4	100%
Paternity	PT	3.4	1	8	7	700%
Child at Risk of Abuse or Neglect	RI	0.0	2	4	0	0%
Status Offense	ST	2.0	1	3	1	100%
Traffic	T	2.3	3	5	3	100%
Termination of Parental Rights	TP	1.6	3	8	8	267%
Truancy/Runaway (Child in Need of Supervision)	TR	0.0	1	5	0	0%
	VA	1.0	2	2	2	100%
Juvenile Total			186	415	142	76.3%
Totals			283	712	253	89.4%



	Total Filings with %	
Custody Visitation (CV)	134	47%
Civil Support (VS)	26	9%
Show Cause (SC)	20	7%
Criminal Misdemeanor (CM)	19	7%
Delinquency Misdemeanor (DM)	12	4%
Others	72	25%
Total	283	100%

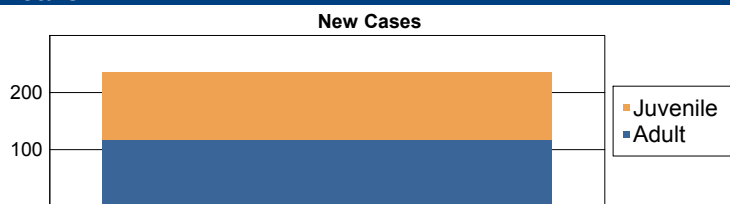
Special Case Activities

Emergency Protective Order	PE	1.0	22
Temporary Detention Order	TD	1.0	4

Commonwealth of Virginia
Caseload Statistics of the J&DR District Courts
September 2016

Charlottesville

	Filing Type	Hearings Per Case	Filings	Hearings	Concluded	Clearance Rate
Adult						
Protective Order - Non Family Abuse	AP	0.0	0	1	0	0%
Capias	CA	1.7	8	19	7	88%
Criminal Felony	CF	2.9	8	32	16	200%
Criminal Misdemeanor	CM	3.2	30	98	33	110%
Protective Order – Family Abuse	FP	2.8	8	25	11	138%
Protective Order - Violation of Protective Order Conviction	PV	1.0	5	5	5	100%
Remand Support	RS	1.0	1	1	1	100%
Show Cause	SC	2.2	27	78	26	96%
Civil Support	VS	1.3	31	46	23	74%
Adult Total			118	305	122	103.4%
Juvenile						
Abuse or Neglect	AN	4.3	7	20	3	43%
Relief of Custody	CR	2.0	0	4	4	0%
Child in Need of Services	CS	1.9	11	19	7	64%
Custody Visitation	CV	3.3	44	127	46	105%
Delinquency Felony	DF	4.0	10	35	2	20%
Delinquency Misdemeanor	DM	4.3	13	39	4	31%
Protective Order – Family Abuse	FP	2.0	1	2	1	100%
Initial Foster Care Review	IF	1.0	5	5	5	100%
Permanency Planning	PH	1.1	7	8	8	114%
Paternity	PT	1.3	2	7	3	150%
Status Offense	ST	2.0	3	6	3	100%
Traffic	T	3.0	5	8	2	40%
Termination of Parental Rights	TP	1.8	6	9	4	67%
Truancy/Runaway (Child in Need of Supervision)	TR	2.0	2	7	1	50%
	VA	1.0	2	2	2	100%
Juvenile Total			118	298	95	80.5%
Totals			236	603	217	91.9%



	Total Filings with %
Custody Visitation (CV)	44 19%
Civil Support (VS)	31 13%
Criminal Misdemeanor (CM)	30 13%
Show Cause (SC)	27 11%
Delinquency Misdemeanor (DM)	13 6%
Others	91 39%
Total	236 100%

Special Case Activities

Emergency Protective Order	PE	1.0	32
Temporary Detention Order	TD	1.0	2

Commonwealth of Virginia
Caseload Statistics of the J&DR District Courts
August 2016

Charlottesville

	Filing Type	Hearings Per Case	Filings	Hearings	Concluded	Clearance Rate
Adult						
Protective Order - Non Familv Abuse	AP	3.0	1	5	2	200%
Capias	CA	2.6	10	26	15	150%
Criminal Felonv	CF	3.8	7	22	4	57%
Criminal Misdemeanor	CM	2.8	32	120	38	119%
Protective Order – Familv Abuse	FP	2.0	11	26	9	82%
Motion - Modifv Protective Order	MP	1.0	1	1	1	100%
Protective Order - Violation of Protective Order Conviction	PV	1.0	17	17	17	100%
Remand Support	RS	1.0	1	1	1	100%
Show Cause	SC	3.1	27	81	34	126%
Civil Support	VS	2.2	19	42	24	126%
Adult Total			126	341	145	115.1%
Juvenile						
Abuse or Nealect	AN	2.5	6	14	2	33%
Child in Need of Services	CS	4.9	0	12	8	0%
Custody Visitation	CV	5.8	34	139	39	115%
Delinquency Felonv	DF	3.7	3	18	6	200%
Delinquency Misdemeanor	DM	3.8	6	32	6	100%
Entrustment Agreement	ET	1.0	1	1	1	100%
Foster Care Review	FC	1.1	13	14	14	108%
Initial Foster Care Review	IF	1.0	2	2	2	100%
Motion - Modifv Protective Order	MP	1.0	2	2	2	100%
Permanency Planning	PH	1.1	13	14	14	108%
Paternity	PT	0.0	2	2	0	0%
Child at Risk of Abuse or Nealect	RI	2.0	1	2	1	100%
Status Offense	ST	1.0	1	3	1	100%
Traffic	T	2.0	4	6	2	50%
Termination of Parental Rights	TP	1.4	4	6	5	125%
Juvenile Total			92	267	103	112.0%
Totals			218	608	248	113.8%



	Total Filings with %
Custody Visitation (CV)	34 16%
Criminal Misdemeanor (CM)	32 15%
Show Cause (SC)	27 12%
Civil Support (VS)	19 9%
Protective Order - Violation of Protec	17 8%
Others	89 41%
Total	218 100%

Special Case Activities

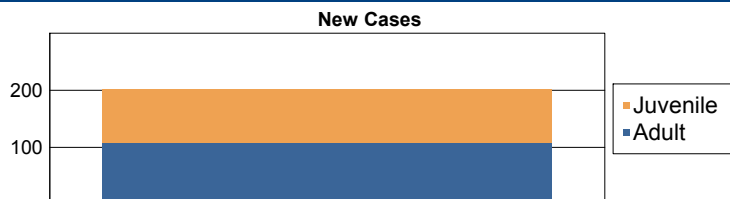
Emergency Protective Order	PE	1.0	29
Emergency Custody Order	EC	1.0	6
Emergency Protective Order	PE	1.0	2
Temporary Detention Order	TD	1.0	2

Commonwealth of Virginia
Caseload Statistics of the J&DR District Courts

Charlottesville

July 2016

	Filing Type	Hearings Per Case	Filings	Hearings	Concluded	Clearance Rate
Adult						
Capias	CA	1.7	11	28	7	64%
Criminal Felonv	CF	2.9	6	21	8	133%
Criminal Misdemeanor	CM	2.8	34	93	28	82%
Protective Order – Family Abuse	FP	2.5	9	17	4	44%
Motion - Modifv Protective Order	MP	1.0	4	4	4	100%
Other	OT	2.0	0	1	1	0%
Show Cause	SC	2.1	26	75	16	62%
Civil Support	VS	3.3	18	45	24	133%
Adult Total			108	284	92	85.2%
Juvenile						
Abuse or Nealect	AN	1.6	9	15	7	78%
Relief of Custodv	CR	0.0	4	4	0	0%
Child in Need of Services	CS	2.0	7	25	4	57%
Custodv Visitation	CV	3.0	35	186	73	209%
Delinquency Felonv	DF	5.0	9	19	1	11%
Delinquency Misdemeanor	DM	3.7	5	33	14	280%
Entrustment Aareement	ET	1.0	1	1	1	100%
Foster Care Review	FC	1.3	4	6	6	150%
Initial Foster Care Review	IF	1.0	2	2	2	100%
Permanency Planning	PH	1.3	10	13	11	110%
Paternity	PT	2.0	5	8	1	20%
Child at Risk of Abuse or Nealect	RI	7.0	0	2	2	0%
Status Offense	ST	0.0	0	2	0	0%
Traffic	T	3.3	1	3	3	300%
Termination of Parental Rihts	TP	0.0	2	2	0	0%
Truancy/Runaway (Child in Need of Supervision)	TR	6.0	0	1	1	0%
	VA	1.0	1	1	1	100%
Juvenile Total			95	323	127	133.7%
Totals			203	607	219	107.9%



	Total Filings with %
Custody Visitation (CV)	35 17%
Criminal Misdemeanor (CM)	34 17%
Show Cause (SC)	26 13%
Civil Support (VS)	18 9%
Capias (CA)	11 5%
Others	79 39%
Total	203 100%

Special Case Activities

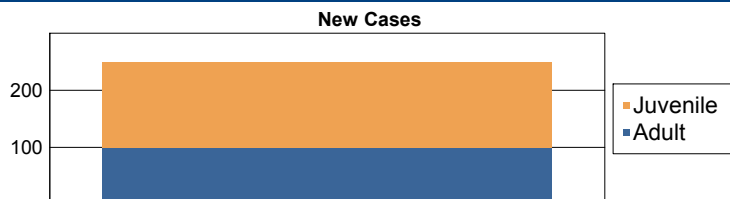
Emergency Protective Order	PE	1.0	21
Temporary Detention Order	TD	1.0	4

Commonwealth of Virginia
Caseload Statistics of the J&DR District Courts

Charlottesville

June 2016

	Filing Type	Hearings Per Case	Filings	Hearings	Concluded	Clearance Rate
Adult						
Capias	CA	3.6	11	29	16	145%
Criminal Felony	CF	2.3	7	26	7	100%
Criminal Misdemeanor	CM	3.4	34	102	29	85%
Protective Order – Family Abuse	FP	3.0	6	19	9	150%
Motion - Modifv Protective Order	MP	2.0	0	1	1	0%
Other	OT	0.0	1	1	0	0%
Protective Order - Violation of Protective Order Conviction	PV	1.0	2	2	2	100%
Remand Support	RS	1.0	1	1	1	100%
Show Cause	SC	4.2	20	77	25	125%
Civil Support	VS	2.9	17	41	21	124%
Adult Total			99	299	111	112.1%
Juvenile						
Abuse or Neglect	AN	4.0	2	5	2	100%
Child in Need of Services	CS	3.0	1	10	5	500%
Custody Visitation	CV	2.3	91	230	107	118%
Delinquency Felony	DF	4.0	3	14	4	133%
Delinquency Misdemeanor	DM	4.9	15	47	17	113%
Entrustment Agreement	ET	1.0	1	1	1	100%
Foster Care Review	FC	0.0	3	3	0	0%
Initial Foster Care Review	IF	1.0	4	4	4	100%
Protective Order – Stalking/Acts of Violence	PC	3.0	0	2	1	0%
Permanency Planning	PH	1.0	16	16	13	81%
Paternity	PT	2.0	1	4	2	200%
Status Offense	ST	1.9	8	12	8	100%
Traffic	T	3.0	2	7	2	100%
Termination of Parental Rights	TP	0.0	2	2	0	0%
Truancy/Runaway (Child in Need of Supervision)	TR	2.0	1	6	2	200%
Juvenile Total			150	363	168	112.0%
Totals			249	662	279	112.0%



	Total Filings with %
Custody Visitation (CV)	91 37%
Criminal Misdemeanor (CM)	34 14%
Show Cause (SC)	20 8%
Civil Support (VS)	17 7%
Permanency Planning (PH)	16 6%
Others	71 29%
Total	249 100%

Special Case Activities

Emergency Protective Order	PE	1.1	39
Temporary Detention Order	TD	1.0	8

Commonwealth of Virginia
Caseload Statistics of the J&DR District Courts
 May 2016

Charlottesville

	Filing Type	Hearings Per Case	Filings	Hearings	Concluded	Clearance Rate
Adult						
Capias	CA	2.4	7	34	8	114%
Criminal Felony	CF	3.0	13	26	10	77%
Criminal Misdemeanor	CM	2.9	31	105	44	142%
Protective Order – Family Abuse	FP	2.5	10	28	15	150%
Motion - Modifv Protective Order	MP	1.0	1	1	1	100%
Other	OT	1.0	1	1	1	100%
Protective Order - Violation of Protective Order Conviction	PV	1.0	6	6	6	100%
Remand Support	RS	1.0	1	1	1	100%
Show Cause	SC	3.0	26	81	30	115%
Civil Support	VS	3.1	23	61	28	122%
Adult Total			119	344	144	121.0%
Juvenile						
Abuse or Nealect	AN	0.0	0	4	0	0%
Child in Need of Services	CS	1.3	10	17	6	60%
Custody Visitation	CV	2.6	77	190	58	75%
Delinquency Felony	DF	1.0	3	8	1	33%
Delinquency Misdemeanor	DM	2.5	14	37	4	29%
Foster Care Review	FC	1.0	3	3	3	100%
Protective Order – Family Abuse	FP	1.0	1	1	1	100%
Initial Foster Care Review	IF	1.0	3	3	3	100%
Protective Order – Stalking/Acts of Violence	PC	0.0	1	1	0	0%
Permanency Planning	PH	1.0	2	2	2	100%
Paternity	PT	1.7	2	4	3	150%
Child at Risk of Abuse or Nealect	RI	3.0	0	5	1	0%
Status Offense	ST	1.0	7	7	5	71%
Traffic	T	1.0	3	4	1	33%
Termination of Parental Rights	TP	1.0	1	1	1	100%
Truancy/Runaway (Child in Need of Supervision)	TR	1.0	3	8	1	33%
Juvenile Total			130	295	90	69.2%
Totals			249	639	234	94.0%

New Cases



	Total Filings with %
Custody Visitation (CV)	77 31%
Criminal Misdemeanor (CM)	31 12%
Show Cause (SC)	26 10%
Civil Support (VS)	23 9%
Delinquency Misdemeanor (DM)	14 6%
Others	78 31%
Total	249 100%

Special Case Activities

Emergency Protective Order	PE	1.0	23
Emergency Custody Order	EC	1.0	2
Temporary Detention Order	TD	1.0	6

Commonwealth of Virginia
Caseload Statistics of the J&DR District Courts

Charlottesville

April 2016

	Filing Type	Hearings Per Case	Filings	Hearings	Concluded	Clearance Rate
Adult						
Capias	CA	2.9	12	33	10	83%
Criminal Felony	CF	5.0	4	21	8	200%
Criminal Misdemeanor	CM	3.0	26	104	38	146%
Protective Order – Family Abuse	FP	2.5	7	20	8	114%
Motion - Modifv Protective Order	MP	2.0	3	4	3	100%
Other	OT	1.0	1	1	1	100%
Protective Order - Violation of Protective Order Conviction	PV	1.0	5	5	5	100%
Remand Support	RS	1.0	1	1	1	100%
Show Cause	SC	3.8	29	84	31	107%
Civil Support	VS	2.0	30	60	27	90%
Adult Total			118	333	132	111.9%
Juvenile						
Abuse or Nelect	AN	3.0	2	6	4	200%
Child in Need of Services	CS	2.5	3	13	4	133%
Custody Visitation	CV	3.8	65	165	46	71%
Delinquency Felony	DF	0.0	1	2	0	0%
Delinquency Misdemeanor	DM	4.1	9	51	16	178%
Foster Care Review	FC	1.7	1	3	3	300%
Initial Foster Care Review	IF	1.2	4	5	5	125%
Permanency Planning	PH	1.6	3	5	5	167%
Child at Risk of Abuse or Nelect	RI	0.0	1	2	0	0%
Status Offense	ST	1.7	6	12	7	117%
Traffic	T	2.3	3	9	3	100%
Termination of Parental Rights	TP	2.3	1	3	3	300%
Truancy/Runaway (Child in Need of Supervision)	TR	3.0	1	4	1	100%
Juvenile Total			100	280	97	97.0%
Totals			218	613	229	105.0%



	Total Filings with %
Custody Visitation (CV)	65 30%
Civil Support (VS)	30 14%
Show Cause (SC)	29 13%
Criminal Misdemeanor (CM)	26 12%
Capias (CA)	12 6%
Others	56 26%
Total	218 100%

Special Case Activities

Emergency Protective Order	PE	1.0	28
Emergency Custody Order	EC	1.0	6
Temporary Detention Order	TD	1.0	12


Commonwealth of Virginia
Caseload Statistics of the J&DR District Courts

Charlottesville

March 2016

	Filing Type	Hearings Per Case	Filings	Hearings	Concluded	Clearance Rate
Adult						
Protective Order - Non Familv Abuse	AP	0.0	2	4	0	0%
Capias	CA	3.6	11	33	14	127%
Criminal Felonv	CF	4.7	9	23	6	67%
Criminal Misdemeanor	CM	3.6	33	84	25	76%
Protective Order – Familv Abuse	FP	2.6	15	29	9	60%
Motion - Modifv Protective Order	MP	1.0	4	4	4	100%
Protective Order – Stalking/Acts of Violence	PC	6.0	0	1	1	0%
Protective Order - Violation of Protective Order Conviction	PV	1.0	1	1	1	100%
Remand Support	RS	1.0	1	1	1	100%
Show Cause	SC	3.8	16	95	31	194%
Civil Support	VS	2.3	18	48	21	117%
Adult Total			110	323	113	102.7%
Juvenile						
Abuse or Nealect	AN	3.3	4	16	6	150%
Child in Need of Services	CS	1.5	15	19	4	27%
Custody Visitation	CV	2.0	37	135	39	105%
Delinquencv Felonv	DF	0.0	0	3	0	0%
Delinquencv Misdemeanor	DM	2.4	17	65	14	82%
Foster Care Review	FC	1.0	15	15	13	87%
Initial Foster Care Review	IF	1.0	5	5	4	80%
Motion - Modifv Protective Order	MP	1.0	3	3	3	100%
Protective Order – Stalking/Acts of Violence	PC	3.0	0	1	1	0%
Permanencv Planning	PH	1.0	12	12	11	92%
Paternitv	PT	1.5	1	2	2	200%
Child at Risk of Abuse or Nealect	RI	0.0	0	2	0	0%
Status Offense	ST	2.0	7	10	8	114%
Traffic	T	2.0	4	6	4	100%
Termination of Parental Rihts	TP	2.3	0	3	3	0%
Truancv/Runawav (Child in Need of Supervision)	TR	2.0	2	7	2	100%
Juvenile Total			122	304	114	93.4%
Totals			232	627	227	97.8%

New Cases



	Total Filings with %
Custody Visitation (CV)	37 16%
Criminal Misdemeanor (CM)	33 14%
Civil Support (VS)	18 8%
Delinquency Misdemeanor (DM)	17 7%
Show Cause (SC)	16 7%
Others	111 48%
Total	232 100%

Special Case Activities


Emeraencv Protective Order	PE	1.0	16
Emeraencv Custodv Order	EC	1.0	2
Non-Case	NC	1.0	1
Temporary Detention Order	TD	1.0	2

Commonwealth of Virginia
Caseload Statistics of the J&DR District Courts

Charlottesville

February 2016

	Filing Type	Hearings Per Case	Filings	Hearings	Concluded	Clearance Rate
Adult						
Capias	CA	2.0	2	18	5	250%
Criminal Felony	CF	3.5	4	33	14	350%
Criminal Misdemeanor	CM	2.6	27	91	34	126%
Protective Order – Family Abuse	FP	2.5	5	18	10	200%
Motion - Modifv Protective Order	MP	2.0	0	1	1	0%
Other	OT	1.0	1	1	1	100%
Protective Order – Stalking/Acts of Violence	PC	4.0	0	1	1	0%
Protective Order - Violation of Protective Order Conviction	PV	1.0	4	4	4	100%
Show Cause	SC	2.9	23	87	23	100%
Civil Support	VS	2.2	6	35	9	150%
Adult Total			72	289	102	141.7%
Juvenile						
Abuse or Neglect	AN	3.5	2	8	2	100%
Child in Need of Services	CS	2.7	1	4	3	300%
Custody Visitation	CV	2.6	22	138	58	264%
Delinquency Felony	DF	3.0	3	10	2	67%
Delinquency Misdemeanor	DM	4.1	19	46	7	37%
Foster Care Review	FC	1.0	5	5	5	100%
Initial Foster Care Review	IF	1.0	1	1	1	100%
Protective Order – Stalking/Acts of Violence	PC	3.0	0	1	1	0%
Permanency Planning	PH	1.1	11	13	11	100%
Paternity	PT	3.0	1	6	2	200%
Child at Risk of Abuse or Neglect	RI	1.0	2	2	2	100%
Status Offense	ST	2.8	1	8	6	600%
Traffic	T	0.0	2	5	0	0%
Termination of Parental Rights	TP	1.4	15	22	13	87%
Truancy/Runaway (Child in Need of Supervision)	TR	3.0	1	5	2	200%
Juvenile Total			86	274	115	133.7%
Totals			158	563	217	137.3%



	Total Filings with %
Criminal Misdemeanor (CM)	27 17%
Show Cause (SC)	23 15%
Custody Visitation (CV)	22 14%
Delinquency Misdemeanor (DM)	19 12%
Termination of Parental Rights (TP)	15 9%
Others	52 33%
Total	158 100%

Special Case Activities

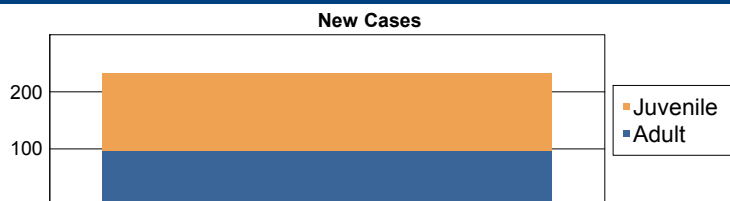
Emergency Protective Order	PE	1.0	24
Emergency Custody Order	EC	1.0	2
Emergency Protective Order	PE	1.0	2
Temporary Detention Order	TD	1.0	10

Commonwealth of Virginia
Caseload Statistics of the J&DR District Courts

Charlottesville

January 2016

	Filing Type	Hearings Per Case	Filings	Hearings	Concluded	Clearance Rate
Adult						
Capias	CA	1.9	12	25	7	58%
Criminal Felonv	CF	0.0	5	18	0	0%
Criminal Misdemeanor	CM	1.0	28	58	1	4%
Protective Order – Family Abuse	FP	1.0	9	17	1	11%
Motion - Modifv Protective Order	MP	0.0	1	2	0	0%
Show Cause	SC	4.6	20	80	13	65%
Restricted License - Support	SL	1.0	2	2	2	100%
Civil Support	VS	2.7	19	52	20	105%
Adult Total			96	254	44	45.8%
Juvenile						
Abuse or Nealect	AN	3.3	5	17	8	160%
Child in Need of Services	CS	2.0	4	6	2	50%
Custodv Visitation	CV	2.6	85	216	61	72%
Delinquencv Felonv	DF	5.5	1	13	6	600%
Delinquencv Misdemeanor	DM	2.8	9	50	12	133%
Foster Care Review	FC	1.0	3	3	3	100%
Initial Foster Care Review	IF	1.0	4	4	4	100%
Protective Order – Stalking/Acts of Violence	PC	0.0	2	4	0	0%
Permanencv Planning	PH	1.4	4	7	7	175%
Paternity	PT	2.0	5	9	3	60%
Child at Risk of Abuse or Nealect	RI	1.0	2	2	2	100%
Status Offense	ST	1.8	3	7	5	167%
Traffic	T	6.0	1	3	2	200%
Termination of Parental Rihts	TP	1.6	5	11	9	180%
Truancv/Runawav (Child in Need of Supervision)	TR	4.3	3	10	3	100%
Juvenile Total			136	362	127	93.4%
Totals			232	616	171	73.7%



	Total Filings with %
Custody Visitation (CV)	85 37%
Criminal Misdemeanor (CM)	28 12%
Show Cause (SC)	20 9%
Civil Support (VS)	19 8%
Capias (CA)	12 5%
Others	68 29%
Total	232 100%

Special Case Activities


Emeraencv Protective Order	PE	1.0	26
Temporarv Detention Order	TD	1.0	8

Commonwealth of Virginia
Caseload Statistics of the J&DR District Courts

Chesapeake

December 2016

	Filing Type	Hearings Per Case	Filings	Hearings	Concluded	Clearance Rate
Adult						
Capias	CA	2.9	44	178	79	180%
Criminal Felony	CF	2.9	47	170	35	74%
Criminal Misdemeanor	CM	3.9	86	289	105	122%
Criminal Support	CS	0.0	0	1	0	0%
Protective Order – Familv Abuse	FP	2.0	46	84	34	74%
Motion - Modify Protective Order	MP	2.0	3	4	1	33%
Remand Support	RS	1.0	14	14	14	100%
Show Cause	SC	2.2	94	213	79	84%
Civil Support	VS	2.0	87	172	85	98%
Adult Total			421	1,125	432	102.6%
Juvenile						
Abuse or Neglect	AN	7.4	6	18	7	117%
Protective Order – Non Familv Abuse	AP	1.8	8	14	6	75%
Capias	CA	2.0	0	1	1	0%
Relief of Custody	CR	10.0	0	1	1	0%
Custody Visitation	CV	2.4	169	405	177	105%
Delinquency Felony	DF	5.3	48	220	21	44%
Delinquency Misdemeanor	DM	3.4	44	278	73	166%
Foster Care Review	FC	1.0	6	7	6	100%
Protective Order – Stalking/Acts of Violence	PC	1.0	2	2	1	50%
Permanency Planning	PH	1.0	3	3	3	100%
Paternity	PT	2.0	4	9	4	100%
Remand Custody	RC	1.0	22	22	22	100%
Remand Visitation	RV	1.0	24	24	24	100%
Show Cause	SC	2.5	1	3	2	200%
Status Offense	ST	7.0	1	8	1	100%
Traffic	T	1.9	42	74	46	110%
Truancy/Runaway (Child in Need of Supervision)	TR	2.0	0	1	1	0%
Juvenile Total			380	1,090	396	104.2%
Totals			801	2,215	828	103.4%



	Total Filings with %
Custody Visitation (CV)	169 21%
Show Cause (SC)	95 12%
Civil Support (VS)	87 11%
Criminal Misdemeanor (CM)	86 11%
Delinquency Felony (DF)	48 6%
Others	316 39%
Total	801 100%

Special Case Activities

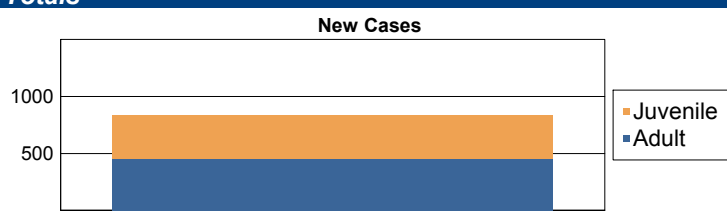
Non-Case	NC	0.0	0
Emergency Protective Order	PE	1.0	64
Emergency Protective Order	PE	1.0	2

Commonwealth of Virginia
Caseload Statistics of the J&DR District Courts

Chesapeake

November 2016

	Filing Type	Hearings Per Case	Filings	Hearings	Concluded	Clearance Rate
Adult						
Protective Order - Non Familv Abuse	AP	3.5	0	2	2	0%
Capias	CA	3.1	46	191	69	150%
Criminal Felonv	CF	4.1	39	166	37	95%
Criminal Misdemeanor	CM	2.9	93	325	117	126%
Protective Order – Familv Abuse	FP	2.5	25	84	41	164%
Motion - Modifv Protective Order	MP	1.5	3	5	4	133%
Protective Order - Violation of Protective Order Conviction	PV	1.0	1	1	1	100%
Remand Support	RS	1.0	36	36	36	100%
Show Cause	SC	2.8	127	305	99	78%
Civil Support	VS	2.1	89	205	111	125%
Adult Total			459	1,320	517	112.6%
Juvenile						
Abuse or Nealect	AN	4.1	1	12	9	900%
Protective Order – Non Familv Abuse	AP	2.8	3	10	4	133%
Custody Visitation	CV	2.3	143	461	231	162%
Delinquencv Felonv	DF	5.8	25	140	21	84%
Delinquencv Misdemeanor	DM	3.7	61	234	41	67%
Foster Care Review	FC	1.0	10	10	10	100%
Initial Foster Care Review	IF	0.0	1	1	0	0%
Juvenile Support	JS	0.0	1	1	0	0%
Motion - Modifv Protective Order	MP	1.0	1	1	1	100%
Permanencv Planning	PH	1.0	3	3	3	100%
Paternity	PT	1.8	3	11	9	300%
Remand Custodv	RC	1.0	44	44	44	100%
Remand Visitation	RV	1.0	44	44	44	100%
Show Cause	SC	2.0	1	2	1	100%
Status Offense	ST	0.0	2	7	0	0%
Traffic	T	1.6	35	48	18	51%
Termination of Parental Rihts	TP	1.0	2	2	2	100%
Truancv/Runaway (Child in Need of Supervision)	TR	2.3	0	7	3	0%
Juvenile Total			380	1,038	441	116.1%
Totals			839	2,358	958	114.2%



	Total Filings with %
Custody Visitation (CV)	143 17%
Show Cause (SC)	128 15%
Criminal Misdemeanor (CM)	93 11%
Civil Support (VS)	89 11%
Delinquency Misdemeanor (DM)	61 7%
Others	325 39%
Total	839 100%

Special Case Activities

Emeraencv Protective Order	PE	1.0	43
Emeraencv Custodv Order	EC	1.0	4
Emeraencv Protective Order	PE	1.0	2
Temporarv Detention Order	TD	1.0	8

Commonwealth of Virginia
Caseload Statistics of the J&DR District Courts

Chesapeake

October 2016

	Filing Type	Hearings Per Case	Filings	Hearings	Concluded	Clearance Rate
Adult						
Protective Order - Non Family Abuse	AP	0.0	1	3	0	0%
Capias	CA	3.1	54	245	85	157%
Criminal Felony	CF	3.9	41	150	32	78%
Criminal Misdemeanor	CM	3.1	111	409	146	132%
Protective Order – Family Abuse	FP	2.4	32	68	28	88%
Motion - Modify Protective Order	MP	1.7	5	9	6	120%
Protective Order - Violation of Protective Order Conviction	PV	1.0	1	1	1	100%
Remand Support	RS	1.0	33	33	33	100%
Show Cause	SC	2.9	79	307	128	162%
Restricted License - Support	SL	1.0	1	1	1	100%
Civil Support	VS	2.1	129	285	153	119%
Adult Total			487	1,511	613	125.9%
Juvenile						
Abuse or Neglect	AN	0.0	0	15	0	0%
Protective Order – Non Family Abuse	AP	2.0	4	8	2	50%
Relief of Custody	CR	8.0	0	2	2	0%
Custody Visitation	CV	1.9	265	566	241	91%
Delinquency Felony	DF	8.9	26	163	34	131%
Delinquency Misdemeanor	DM	3.5	62	239	77	124%
Entrustment Agreement	ET	1.0	2	2	2	100%
Foster Care Review	FC	1.0	6	6	6	100%
Permanency Planning	PH	1.0	2	2	2	100%
Paternity	PT	2.0	9	13	6	67%
Remand Custody	RC	1.0	48	48	48	100%
Remand Visitation	RV	1.0	49	49	49	100%
Show Cause	SC	0.0	4	6	0	0%
Status Offense	ST	2.0	6	13	5	83%
Traffic	T	2.0	29	58	35	121%
Truancy/Runaway (Child in Need of Supervision)	TR	1.2	21	27	23	110%
	VA	1.0	1	1	1	100%
Juvenile Total			534	1,218	533	99.8%
Totals			1,021	2,729	1,146	112.2%



	Total Filings with %
Custody Visitation (CV)	265 26%
Civil Support (VS)	129 13%
Criminal Misdemeanor (CM)	111 11%
Show Cause (SC)	83 8%
Delinquency Misdemeanor (DM)	62 6%
Others	371 36%
Total	1,021 100%

Special Case Activities


Non-Case	NC	0.0	1
Emergency Protective Order	PE	1.0	49
Emergency Custody Order	EC	1.0	10
Temporary Detention Order	TD	1.0	14

Commonwealth of Virginia
Caseload Statistics of the J&DR District Courts

Chesapeake

September 2016

	Filing Type	Hearings Per Case	Filings	Hearings	Concluded	Clearance Rate
Adult						
Protective Order - Non Familv Abuse	AP	0.0	0	1	0	0%
Capias	CA	3.5	31	179	46	148%
Criminal Felony	CF	4.8	55	162	24	44%
Criminal Misdemeanor	CM	2.9	119	372	106	89%
Criminal Support	CS	0.0	0	1	0	0%
Protective Order – Family Abuse	FP	2.5	30	67	22	73%
Motion - Modifv Protective Order	MP	1.3	4	5	4	100%
Remand Support	RS	1.0	38	38	38	100%
Show Cause	SC	2.6	59	219	89	151%
Civil Support	VS	2.3	118	273	146	124%
Adult Total			454	1,317	475	104.6%
Juvenile						
Abuse or Nealect	AN	0.0	5	9	0	0%
Protective Order – Non Familv Abuse	AP	2.4	6	11	5	83%
Relief of Custody	CR	0.0	0	1	0	0%
Custody Visitation	CV	2.2	240	575	255	106%
Delinquency Felony	DF	6.3	14	155	23	164%
Delinquency Misdemeanor	DM	4.0	35	176	38	109%
Entrustment Agreement	ET	1.0	2	2	2	100%
Foster Care Review	FC	1.0	2	2	2	100%
Initial Foster Care Review	IF	1.0	1	1	1	100%
Motion - Modifv Protective Order	MP	0.0	1	1	0	0%
Permanency Planning	PH	1.5	1	2	2	200%
Paternity	PT	1.5	3	15	4	133%
Remand Custody	RC	1.0	59	59	59	100%
Remand Visitation	RV	1.0	59	59	59	100%
Show Cause	SC	0.0	0	1	0	0%
Status Offense	ST	3.0	0	7	2	0%
Traffic	T	2.4	18	31	17	94%
Truancy/Runaway (Child in Need of Supervision)	TR	1.3	14	16	7	50%
	VA	1.0	1	1	1	100%
Juvenile Total			461	1,124	477	103.5%
Totals			915	2,441	952	104.0%



	Total Filings with %
Custody Visitation (CV)	240 26%
Criminal Misdemeanor (CM)	119 13%
Civil Support (VS)	118 13%
Remand Custody (RC)	59 6%
Remand Visitation (RV)	59 6%
Others	320 35%
Total	915 100%

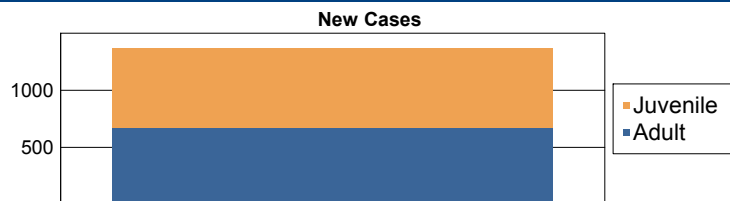
Special Case Activities

Emergency Protective Order	PE	1.0	94
Emergency Custody Order	EC	1.0	4
Non-Case	NC	1.0	1
Emergency Protective Order	PE	1.0	14
Temporary Detention Order	TD	1.0	4

Commonwealth of Virginia
Caseload Statistics of the J&DR District Courts
August 2016

Chesapeake

	Filing Type	Hearings Per Case	Filings	Hearings	Concluded	Clearance Rate
Adult						
Protective Order - Non Familv Abuse	AP	0.0	1	1	0	0%
Capias	CA	3.7	61	208	57	93%
Criminal Felonv	CF	3.4	42	149	40	95%
Criminal Misdemeanor	CM	2.7	179	438	144	80%
Protective Order – Familv Abuse	FP	2.2	43	100	45	105%
Motion - Modifv Protective Order	MP	1.0	3	3	3	100%
Remand Support	RS	1.0	40	40	40	100%
Show Cause	SC	2.8	143	359	132	92%
Civil Support	VS	2.0	156	328	161	103%
Adult Total			668	1,626	622	93.1%
Juvenile						
Abuse or Neglect	AN	0.0	1	12	0	0%
Protective Order – Non Familv Abuse	AP	3.5	0	6	4	0%
Custodv Visitation	CV	2.3	429	904	473	110%
Delinquencv Felonv	DF	5.1	29	213	28	97%
Delinquencv Misdemeanor	DM	3.8	59	343	95	161%
Foster Care Review	FC	2.0	2	3	1	50%
Initial Foster Care Review	IF	3.0	1	3	2	200%
Permanencv Planning	PH	1.0	3	3	3	100%
Paternity	PT	2.0	9	17	8	89%
Remand Custodv	RC	1.0	53	53	53	100%
Remand Visitation	RV	1.0	53	53	53	100%
Show Cause	SC	3.3	3	8	3	100%
Status Offense	ST	1.7	7	12	6	86%
Traffic	T	1.7	33	50	29	88%
Termination of Parental Rihts	TP	4.3	0	3	3	0%
Truancv/Runawav (Child in Need of Supervision)	TR	1.1	17	19	16	94%
Juvenile Total			699	1,702	777	111.2%
Totals			1,367	3,328	1,399	102.3%



	Total Filings with %
Custody Visitation (CV)	429 31%
Criminal Misdemeanor (CM)	179 13%
Civil Support (VS)	156 11%
Show Cause (SC)	146 11%
Capias (CA)	61 4%
Others	396 29%
Total	1,367 100%

Special Case Activities

Emeraencv Protective Order	PE	1.0	101
Emeraencv Custodv Order	EC	1.0	8
Non-Case	NC	1.0	1
Emeraencv Protective Order	PE	1.0	4
Temporary Detention Order	TD	1.0	24

Commonwealth of Virginia
Caseload Statistics of the J&DR District Courts

Chesapeake

July 2016

	Filing Type	Hearings Per Case	Filings	Hearings	Concluded	Clearance Rate
Adult						
Protective Order - Non Family Abuse	AP	2.5	0	2	2	0%
Capias	CA	3.3	64	222	82	128%
Criminal Felony	CF	4.0	27	145	41	152%
Criminal Misdemeanor	CM	3.3	104	347	116	112%
Protective Order – Family Abuse	FP	2.3	36	91	32	89%
Motion - Modify Protective Order	MP	1.5	8	13	8	100%
Violation - Family Abuse Protective Order	PS	4.0	0	1	1	0%
Protective Order - Violation of Protective Order Conviction	PV	1.0	2	2	2	100%
Remand Support	RS	1.0	35	35	35	100%
Show Cause	SC	2.6	90	346	138	153%
Civil Support	VS	1.8	160	310	167	104%
Adult Total			526	1,514	624	118.6%
Juvenile						
Abuse or Neglect	AN	3.3	5	23	7	140%
Protective Order – Non Family Abuse	AP	3.0	2	10	5	250%
Relief of Custody	CR	0.0	0	1	0	0%
Custody Visitation	CV	1.7	357	740	381	107%
Delinquency Felony	DF	5.3	32	187	42	131%
Delinquency Misdemeanor	DM	4.1	55	200	65	118%
Initial Foster Care Review	IF	1.0	5	6	5	100%
Permanency Planning	PH	1.0	4	4	2	50%
Paternity	PT	2.3	6	16	9	150%
Remand Custody	RC	1.0	47	47	47	100%
Remand Visitation	RV	1.0	47	47	47	100%
Show Cause	SC	1.5	1	3	2	200%
Status Offense	ST	3.0	12	19	7	58%
Traffic	T	2.4	30	70	44	147%
Termination of Parental Rights	TP	1.0	4	4	4	100%
Truancy/Runaway (Child in Need of Supervision)	TR	1.0	11	12	9	82%
Juvenile Total			618	1,389	676	109.4%
Totals			1,144	2,903	1,300	113.6%



	Total Filings with %
Custody Visitation (CV)	357 31%
Civil Support (VS)	160 14%
Criminal Misdemeanor (CM)	104 9%
Show Cause (SC)	91 8%
Capias (CA)	64 6%
Others	368 32%
Total	1,144 100%

Special Case Activities

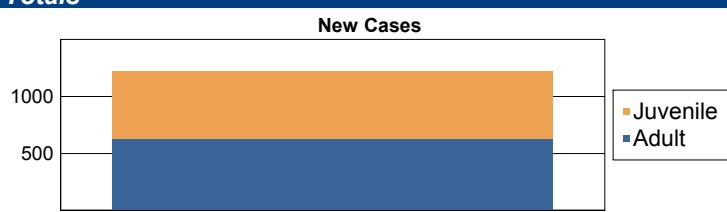
Non-Case	NC	1.0	1
Emergency Protective Order	PE	1.0	91
Emergency Custody Order	EC	1.0	6
Emergency Protective Order	PE	1.0	2
Temporary Detention Order	TD	1.0	6

Commonwealth of Virginia
Caseload Statistics of the J&DR District Courts

Chesapeake

June 2016

	Filing Type	Hearings Per Case	Filings	Hearings	Concluded	Clearance Rate
Adult						
Protective Order - Non Familv Abuse	AP	2.5	1	3	2	200%
Capias	CA	3.3	48	180	59	123%
Criminal Felonv	CF	3.8	54	144	19	35%
Criminal Misdemeanor	CM	3.0	149	453	173	116%
Criminal Support	CS	0.0	0	1	0	0%
Protective Order – Familv Abuse	FP	2.4	33	73	38	115%
Motion - Modifv Protective Order	MP	1.0	3	3	3	100%
Protective Order – Stalking/Acts of Violence	PC	1.0	1	1	1	100%
Violation - Familv Abuse Protective Order	PS	0.0	0	1	0	0%
Protective Order - Violation of Protective Order Conviction	PV	1.0	2	2	2	100%
Remand Support	RS	1.0	34	34	34	100%
Show Cause	SC	3.6	136	340	140	103%
Civil Support	VS	2.0	169	320	173	102%
Adult Total			630	1,555	644	102.2%
Juvenile						
Abuse or Neglect	AN	6.0	6	19	3	50%
Protective Order – Non Familv Abuse	AP	2.4	7	15	8	114%
Custody Visitation	CV	2.6	247	627	343	139%
Delinquency Felonv	DF	5.5	86	223	40	47%
Delinquency Misdemeanor	DM	4.5	90	289	63	70%
Foster Care Review	FC	1.0	1	1	1	100%
Permanency Planning	PH	1.0	7	7	7	100%
Paternity	PT	1.5	4	8	6	150%
Remand Custody	RC	1.0	47	47	47	100%
Remand Visitation	RV	1.0	47	47	47	100%
Show Cause	SC	3.0	2	5	2	100%
Status Offense	ST	2.7	2	9	3	150%
Traffic	T	1.8	48	69	28	58%
Termination of Parental Rihts	TP	0.0	0	2	0	0%
Truancy/Runaway (Child in Need of Supervision)	TR	1.4	3	5	5	167%
Juvenile Total			597	1,373	603	101.0%
Totals			1,227	2,928	1,247	101.6%



	Total Filings with %
Custody Visitation (CV)	247 20%
Civil Support (VS)	169 14%
Criminal Misdemeanor (CM)	149 12%
Show Cause (SC)	138 11%
Delinquency Misdemeanor (DM)	90 7%
Others	434 35%
Total	1,227 100%

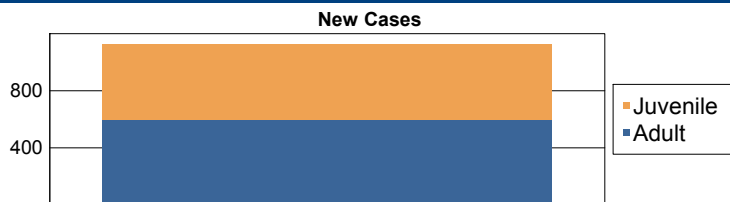
Special Case Activities

Emergency Protective Order	PE	1.0	80
Emergency Protective Order	PE	1.0	6
Temporary Detention Order	TD	1.0	4

Commonwealth of Virginia
Caseload Statistics of the J&DR District Courts
 May 2016

Chesapeake

	Filing Type	Hearings Per Case	Filings	Hearings	Concluded	Clearance Rate
Adult						
Protective Order - Non Familv Abuse	AP	3.0	1	5	2	200%
Capias	CA	3.7	58	210	74	128%
Criminal Felonv	CF	3.5	29	100	20	69%
Criminal Misdemeanor	CM	3.1	96	301	93	97%
Protective Order – Familv Abuse	FP	2.3	33	89	40	121%
Motion - Modifv Protective Order	MP	1.3	6	10	7	117%
Protective Order - Violation of Protective Order Conviction	PV	1.0	1	1	1	100%
Show Cause	SC	3.3	174	477	139	80%
Civil Support	VS	1.8	200	367	204	102%
Adult Total			598	1,560	580	97.0%
Juvenile						
Abuse or Neglect	AN	4.0	4	16	2	50%
Protective Order – Non Familv Abuse	AP	2.9	9	19	7	78%
Relief of Custodv	CR	1.0	2	5	2	100%
Child in Need of Services	CS	2.0	0	1	1	0%
Custodv Visitation	CV	2.2	275	605	263	96%
Delinquencv Felonv	DF	5.1	29	116	28	97%
Delinquencv Misdemeanor	DM	3.7	50	251	76	152%
Foster Care Review	FC	1.0	1	1	1	100%
Initial Foster Care Review	IF	1.0	3	4	3	100%
Permanencv Plannina	PH	1.2	4	5	5	125%
Paternity	PT	3.3	5	8	3	60%
Remand Custodv	RC	1.0	53	53	53	100%
Remand Visitation	RV	1.0	55	55	55	100%
Show Cause	SC	2.7	2	7	6	300%
Status Offense	ST	2.7	2	10	3	150%
Traffic	T	1.9	22	56	40	182%
Termination of Parental Rihts	TP	1.0	6	7	6	100%
Truancv/Runawav (Child in Need of Supervision)	TR	1.1	10	11	11	110%
Juvenile Total			532	1,230	565	106.2%
Totals			1,130	2,790	1,145	101.3%



	Total Filings with %
Custody Visitation (CV)	275 24%
Civil Support (VS)	200 18%
Show Cause (SC)	176 16%
Criminal Misdemeanor (CM)	96 8%
Capias (CA)	58 5%
Others	325 29%
Total	1,130 100%

Special Case Activities

Non-Case	NC	1.0	2
Emeraencv Protective Order	PE	1.0	72
Emeraencv Custodv Order	EC	1.0	6
Emeraencv Protective Order	PE	1.0	8
Temporarv Detention Order	TD	1.0	12

Commonwealth of Virginia
Caseload Statistics of the J&DR District Courts

Chesapeake

April 2016

	Filing Type	Hearings Per Case	Filings	Hearings	Concluded	Clearance Rate
Adult						
Protective Order - Non Family Abuse	AP	2.7	2	6	3	150%
Bond Forfeiture Show Cause	BF	1.0	1	1	1	100%
Capias	CA	3.4	48	162	55	115%
Criminal Felony	CF	4.8	29	106	25	86%
Criminal Misdemeanor	CM	3.0	113	338	135	119%
Protective Order – Family Abuse	FP	2.3	36	92	39	108%
Motion - Modify Protective Order	MP	1.0	3	3	3	100%
Violation - Family Abuse Protective Order	PS	0.0	1	2	0	0%
Protective Order - Violation of Protective Order Conviction	PV	1.0	3	3	3	100%
Show Cause	SC	2.4	153	287	89	58%
Civil Support	VS	1.5	251	367	214	85%
Adult Total			640	1,367	567	88.6%
Juvenile						
Abuse or Neglect	AN	3.8	0	8	5	0%
Protective Order – Non Family Abuse	AP	2.4	4	12	8	200%
Relief of Custody	CR	0.0	0	3	0	0%
Custody Visitation	CV	1.9	361	769	388	107%
Delinquency Felony	DF	4.7	29	120	35	121%
Delinquency Misdemeanor	DM	3.1	76	233	68	89%
Foster Care Review	FC	1.0	6	6	6	100%
Permanency Planning	PH	1.0	3	3	2	67%
Paternity	PT	2.4	10	14	5	50%
Remand Custody	RC	1.0	50	50	50	100%
Remand Visitation	RV	1.0	50	50	50	100%
Show Cause	SC	3.5	2	4	2	100%
Status Offense	ST	3.3	3	11	4	133%
Traffic	T	1.7	41	67	42	102%
Termination of Parental Rights	TP	2.0	1	4	1	100%
Truancy/Runaway (Child in Need of Supervision)	TR	1.0	12	12	9	75%
Juvenile Total			648	1,366	675	104.2%
Totals			1,288	2,733	1,242	96.4%



	Total Filings with %
Custody Visitation (CV)	361 28%
Civil Support (VS)	251 19%
Show Cause (SC)	155 12%
Criminal Misdemeanor (CM)	113 9%
Delinquency Misdemeanor (DM)	76 6%
Others	332 26%
Total	1,288 100%

Special Case Activities

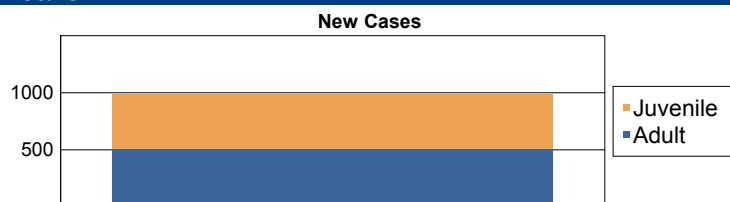
Emergency Protective Order	PE	1.0	84
Emergency Custody Order	EC	1.0	6
Emergency Protective Order	PE	1.0	4
Temporary Detention Order	TD	1.0	6

Commonwealth of Virginia
Caseload Statistics of the J&DR District Courts

Chesapeake

March 2016

	Filing Type	Hearings Per Case	Filings	Hearings	Concluded	Clearance Rate
Adult						
Protective Order - Non Familv Abuse	AP	3.0	3	7	1	33%
Capias	CA	3.5	49	191	62	127%
Criminal Felony	CF	3.5	43	150	41	95%
Criminal Misdemeanor	CM	3.0	94	398	125	133%
Protective Order – Familv Abuse	FP	2.3	50	101	41	82%
Motion - Modifv Protective Order	MP	1.7	6	9	6	100%
Other	OT	2.0	0	1	1	0%
Protective Order - Violation of Protective Order Conviction	PV	1.0	3	3	3	100%
Show Cause	SC	3.1	71	279	141	199%
Civil Support	VS	1.7	189	328	217	115%
Adult Total			508	1,467	638	125.6%
Juvenile						
Abuse or Neglect	AN	0.0	4	10	0	0%
Protective Order – Non Familv Abuse	AP	2.4	7	21	7	100%
Child in Need of Services	CS	11.0	1	3	1	100%
Custody Visitation	CV	2.3	262	563	295	113%
Delinquency Felony	DF	5.7	16	142	32	200%
Delinquency Misdemeanor	DM	4.4	50	237	62	124%
Initial Foster Care Review	IF	1.0	2	2	1	50%
Protective Order – Stalking/Acts of Violence	PC	3.0	0	1	1	0%
Permanency Planning	PH	1.0	3	3	3	100%
Paternity	PT	1.7	4	7	6	150%
Remand Custody	RC	1.0	54	54	54	100%
Remand Visitation	RV	1.0	54	54	54	100%
Show Cause	SC	4.0	0	4	1	0%
Status Offense	ST	4.0	2	6	4	200%
Traffic	T	1.9	22	41	17	77%
Termination of Parental Rights	TP	2.0	0	8	8	0%
Truancy/Runaway (Child in Need of Supervision)	TR	2.0	0	1	1	0%
Juvenile Total			481	1,157	547	113.7%
Totals			989	2,624	1,185	119.8%



	Total Filings with %
Custody Visitation (CV)	262 26%
Civil Support (VS)	189 19%
Criminal Misdemeanor (CM)	94 10%
Show Cause (SC)	71 7%
Remand Custody (RC)	54 5%
Others	319 32%
Total	989 100%

Special Case Activities

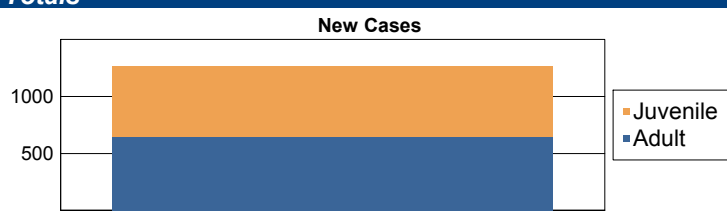
Emergency Protective Order	PE	1.0	102
Emergency Custody Order	EC	1.0	4
Emergency Protective Order	PE	1.0	4
Temporary Detention Order	TD	1.1	24

Commonwealth of Virginia
Caseload Statistics of the J&DR District Courts

Chesapeake

February 2016

	Filing Type	Hearings Per Case	Filings	Hearings	Concluded	Clearance Rate
Adult						
Protective Order - Non Family Abuse	AP	1.7	4	7	3	75%
Capias	CA	3.5	45	216	70	156%
Criminal Felony	CF	3.4	37	149	38	103%
Criminal Misdemeanor	CM	3.2	135	441	128	95%
Criminal Support	CS	0.0	0	1	0	0%
Protective Order – Family Abuse	FP	2.3	40	82	40	100%
Motion - Modify Protective Order	MP	1.3	8	11	7	88%
Other	OT	0.0	1	1	0	0%
Protective Order - Violation of Protective Order Conviction	PV	1.0	4	4	4	100%
Show Cause	SC	2.8	149	410	141	95%
Civil Support	VS	1.7	223	356	233	104%
Adult Total			646	1,678	664	102.8%
Juvenile						
Abuse or Neglect	AN	3.0	2	5	1	50%
Protective Order – Non Family Abuse	AP	2.0	6	13	2	33%
Child in Need of Services	CS	0.0	0	2	0	0%
Custody Visitation	CV	2.1	339	666	277	82%
Delinquency Felony	DF	8.3	32	177	43	134%
Delinquency Misdemeanor	DM	3.2	94	285	71	76%
Foster Care Review	FC	1.0	6	6	6	100%
Protective Order – Family Abuse	FP	2.0	1	2	1	100%
Permanency Planning	PH	1.0	5	5	5	100%
Paternity	PT	4.0	6	11	4	67%
Remand Custody	RC	1.0	41	41	41	100%
Remand Visitation	RV	1.0	41	41	41	100%
Show Cause	SC	5.0	2	10	2	100%
Status Offense	ST	3.3	2	13	3	150%
Traffic	T	1.9	37	74	46	124%
Termination of Parental Rights	TP	0.0	1	3	0	0%
Truancy/Runaway (Child in Need of Supervision)	TR	1.0	3	3	3	100%
Juvenile Total			618	1,357	546	88.3%
Totals			1,264	3,035	1,210	95.7%



	Total Filings with %
Custody Visitation (CV)	339 27%
Civil Support (VS)	223 18%
Show Cause (SC)	151 12%
Criminal Misdemeanor (CM)	135 11%
Delinquency Misdemeanor (DM)	94 7%
Others	322 25%
Total	1,264 100%

Special Case Activities


Emergency Protective Order	PE	1.0	72
Emergency Custody Order	EC	1.0	2
Emergency Protective Order	PE	1.0	6
Temporary Detention Order	TD	1.0	12

Commonwealth of Virginia
Caseload Statistics of the J&DR District Courts

Chesapeake

January 2016

	Filing Type	Hearings Per Case	Filings	Hearings	Concluded	Clearance Rate
Adult						
Protective Order - Non Familv Abuse	AP	2.0	3	5	2	67%
Capias	CA	3.7	37	230	80	216%
Criminal Felonv	CF	4.6	32	141	36	113%
Criminal Misdemeanor	CM	3.5	107	344	87	81%
Protective Order – Familv Abuse	FP	2.1	32	76	33	103%
Motion - Modifv Protective Order	MP	1.0	2	3	1	50%
Show Cause	SC	3.2	50	252	112	224%
Restricted License - Support	SL	1.0	1	1	1	100%
Civil Support	VS	1.8	193	347	214	111%
Adult Total			457	1,399	566	123.9%
Juvenile						
Abuse or Neglect	AN	0.0	0	8	0	0%
Protective Order – Non Familv Abuse	AP	2.8	3	7	4	133%
Child in Need of Services	CS	0.0	0	3	0	0%
Custody Visitation	CV	1.8	224	481	228	102%
Delinquency Felonv	DF	5.6	28	196	28	100%
Delinquency Misdemeanor	DM	3.5	58	220	72	124%
Emancipation	EP	2.0	0	1	1	0%
Foster Care Review	FC	1.0	7	7	7	100%
Motion - Modifv Protective Order	MP	3.0	0	1	1	0%
Permanency Plannina	PH	1.0	2	2	2	100%
Paternity	PT	3.3	2	18	11	550%
Remand Custody	RC	1.0	41	41	41	100%
Remand Visitation	RV	1.0	43	43	43	100%
Show Cause	SC	0.0	0	1	0	0%
Status Offense	ST	3.0	3	10	1	33%
Traffic	T	1.6	52	72	39	75%
Termination of Parental Rihts	TP	2.0	0	2	2	0%
Truancy/Runaway (Child in Need of Supervision)	TR	1.0	4	4	3	75%
Juvenile Total			467	1,117	483	103.4%
Totals			924	2,516	1,049	113.5%



	Total Filings with %
Custody Visitation (CV)	224 24%
Civil Support (VS)	193 21%
Criminal Misdemeanor (CM)	107 12%
Delinquency Misdemeanor (DM)	58 6%
Traffic (T)	52 6%
Others	290 31%
Total	924 100%

Special Case Activities

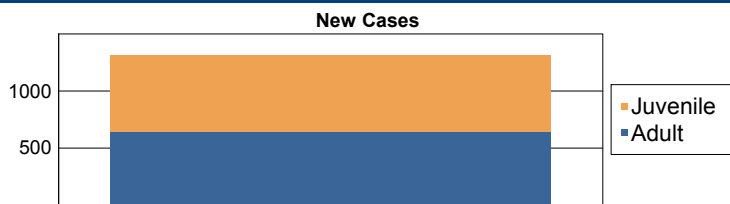
Emergency Protective Order	PE	1.0	88
Emergency Custody Order	EC	1.0	10
Emergency Protective Order	PE	1.0	16
Temporary Detention Order	TD	1.0	12

Commonwealth of Virginia
Caseload Statistics of the J&DR District Courts

Chesterfield

December 2016

	Filing Type	Hearings Per Case	Filings	Hearings	Concluded	Clearance Rate
Adult						
Protective Order - Non Family Abuse	AP	1.7	2	7	3	150%
Bond Forfeiture Show Cause	BF	0.0	1	1	0	0%
Capias	CA	2.8	33	120	47	142%
Criminal Felony	CF	3.0	64	180	40	63%
Criminal Misdemeanor	CM	2.8	142	359	113	80%
Protective Order – Family Abuse	FP	2.3	36	77	34	94%
Motion - Modify Protective Order	MP	1.0	5	5	5	100%
Protective Order - Violation of Protective Order Conviction	PV	1.0	1	1	1	100%
Show Cause	SC	2.7	154	430	162	105%
Restricted License - Support	SL	1.0	5	5	4	80%
Civil Support	VS	1.6	203	327	188	93%
Adult Total			646	1,512	597	92.4%
Juvenile						
Abuse or Neglect	AN	4.0	2	20	5	250%
Protective Order – Non Family Abuse	AP	2.0	1	2	1	100%
Child in Need of Services	CS	2.0	1	9	1	100%
Custody Visitation	CV	1.8	414	766	397	96%
Delinquency Felony	DF	4.6	40	211	22	55%
Delinquency Misdemeanor	DM	3.4	117	435	100	85%
Foster Care Review	FC	1.0	4	4	3	75%
Initial Foster Care Review	IF	1.0	1	1	1	100%
Permanency Planning	PH	1.0	1	1	1	100%
Paternity	PT	1.8	2	5	4	200%
Show Cause	SC	5.8	7	33	6	86%
Status Offense	ST	2.4	13	46	27	208%
Traffic	T	1.9	70	113	60	86%
Termination of Parental Rights	TP	3.0	0	2	2	0%
Truancy/Runaway (Child in Need of Supervision)	TR	8.5	0	5	2	0%
Juvenile Total			673	1,653	632	93.9%
Totals			1,319	3,165	1,229	93.2%



	Total Filings with %
Custody Visitation (CV)	414 31%
Civil Support (VS)	203 15%
Show Cause (SC)	161 12%
Criminal Misdemeanor (CM)	142 11%
Delinquency Misdemeanor (DM)	117 9%
Others	282 21%
Total	1,319 100%

Special Case Activities

Emergency Protective Order	PE	1.0	108
Emergency Custody Order	EC	1.0	4
Non-Case	NC	2.0	4
Temporary Detention Order	TD	1.0	4

Commonwealth of Virginia
Caseload Statistics of the J&DR District Courts

Chesterfield

November 2016

	Filing Type	Hearings Per Case	Filings	Hearings	Concluded	Clearance Rate
Adult						
Protective Order - Non Family Abuse	AP	2.0	2	3	1	50%
Capias	CA	2.7	44	152	74	168%
Criminal Felony	CF	3.2	42	159	65	155%
Criminal Misdemeanor	CM	3.0	119	385	138	116%
Protective Order – Family Abuse	FP	2.2	40	97	50	125%
Motion - Modify Protective Order	MP	1.3	7	8	8	114%
Violation - Family Abuse Protective Order	PS	3.5	1	2	2	200%
Protective Order - Violation of Protective Order Conviction	PV	1.0	2	2	2	100%
Remand Support	RS	1.0	3	3	3	100%
Show Cause	SC	3.2	191	612	237	124%
Restricted License - Support	SL	1.0	1	1	1	100%
Civil Support	VS	1.6	271	454	277	102%
Adult Total			723	1,878	858	118.7%
Juvenile						
Abuse or Neglect	AN	4.1	10	37	7	70%
Capias	CA	5.7	2	3	3	150%
Child in Need of Services	CS	0.0	3	9	0	0%
Custody Visitation	CV	1.7	575	1,028	561	98%
Delinquency Felony	DF	4.1	53	258	54	102%
Delinquency Misdemeanor	DM	3.5	192	657	261	136%
Emancipation	EP	0.0	0	1	0	0%
Foster Care Review	FC	1.0	10	11	5	50%
Initial Foster Care Review	IF	1.0	1	1	1	100%
Juvenile Support	JS	0.0	0	1	0	0%
Permanency Planning	PH	1.0	4	4	4	100%
Paternity	PT	4.0	3	5	1	33%
Remand Custody	RC	1.0	1	1	1	100%
Remand Visitation	RV	1.0	1	1	1	100%
Show Cause	SC	4.1	10	67	34	340%
Status Offense	ST	2.4	31	64	27	87%
Traffic	T	1.6	59	91	54	92%
Termination of Parental Rights	TP	2.0	4	8	2	50%
Truancy/Runaway (Child in Need of Supervision)	TR	7.7	0	12	3	0%
	VA	1.0	1	1	1	100%
Juvenile Total			960	2,260	1,020	106.3%
Totals			1,683	4,138	1,878	111.6%

New Cases



	Total Filings with %
Custody Visitation (CV)	575 34%
Civil Support (VS)	271 16%
Show Cause (SC)	201 12%
Delinquency Misdemeanor (DM)	192 11%
Criminal Misdemeanor (CM)	119 7%
Others	325 19%
Total	1,683 100%

Special Case Activities


Non-Case	NC	1.0	1
Emergency Protective Order	PE	1.0	112
Emergency Custody Order	EC	1.0	4
Non-Case	NC	1.0	3
Temporary Detention Order	TD	1.0	10

Commonwealth of Virginia
Caseload Statistics of the J&DR District Courts

Chesterfield

October 2016

	Filing Type	Hearings Per Case	Filings	Hearings	Concluded	Clearance Rate
Adult						
Protective Order - Non Family Abuse	AP	6.0	1	2	1	100%
Capias	CA	2.7	48	129	55	115%
Criminal Felony	CF	3.0	46	161	47	102%
Criminal Misdemeanor	CM	3.0	139	418	133	96%
Protective Order – Family Abuse	FP	2.1	54	102	41	76%
Motion - Modify Protective Order	MP	1.0	9	11	8	89%
Violation - Family Abuse Protective Order	PS	0.0	0	1	0	0%
Protective Order - Violation of Protective Order Conviction	PV	1.0	2	2	2	100%
Remand Support	RS	1.0	2	2	2	100%
Show Cause	SC	2.9	238	621	200	84%
Restricted License - Support	SL	1.0	1	1	1	100%
Civil Support	VS	1.7	222	388	224	101%
Adult Total			762	1,838	714	93.7%
Juvenile						
Abuse or Neglect	AN	5.4	6	32	5	83%
Capias	CA	2.0	1	2	1	100%
Child in Need of Services	CS	2.3	2	7	3	150%
Custody Visitation	CV	1.6	535	922	506	95%
Delinquency Felony	DF	4.3	56	208	46	82%
Delinquency Misdemeanor	DM	3.6	127	514	127	100%
Foster Care Review	FC	1.2	10	12	12	120%
Initial Foster Care Review	IF	1.0	3	3	3	100%
Permanency Planning	PH	1.0	7	7	7	100%
Paternity	PT	2.3	3	8	3	100%
Remand Custody	RC	1.0	1	1	1	100%
Remand Visitation	RV	1.0	1	1	1	100%
Show Cause	SC	2.2	9	39	6	67%
Status Offense	ST	2.3	35	53	19	54%
Traffic	T	1.8	48	96	54	113%
Termination of Parental Rights	TP	1.3	8	10	8	100%
Truancy/Runaway (Child in Need of Supervision)	TR	4.0	1	11	1	100%
	VA	1.0	1	1	1	100%
Juvenile Total			854	1,927	804	94.1%
Totals			1,616	3,765	1,518	93.9%



	Total Filings with %
Custody Visitation (CV)	535 33%
Show Cause (SC)	247 15%
Civil Support (VS)	222 14%
Criminal Misdemeanor (CM)	139 9%
Delinquency Misdemeanor (DM)	127 8%
Others	346 21%
Total	1,616 100%

Special Case Activities

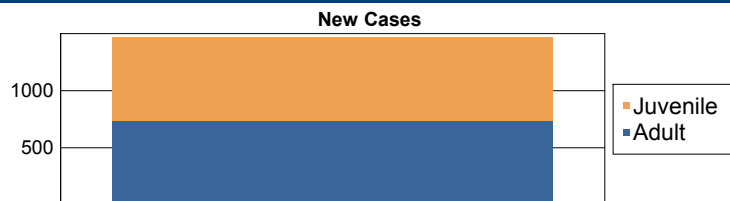
Emergency Protective Order	PE	1.0	119
Emergency Custody Order	EC	1.0	2
Non-Case	NC	2.5	12
Temporary Detention Order	TD	1.0	6

Commonwealth of Virginia
Caseload Statistics of the J&DR District Courts

Chesterfield

September 2016

	Filing Type	Hearings Per Case	Filings	Hearings	Concluded	Clearance Rate
Adult						
Protective Order - Non Familv Abuse	AP	2.7	1	4	3	300%
Capias	CA	3.1	46	154	58	126%
Criminal Felony	CF	3.3	43	158	72	167%
Criminal Misdemeanor	CM	3.0	109	355	129	118%
Protective Order – Familv Abuse	FP	2.3	42	104	53	126%
Motion - Modifv Protective Order	MP	1.0	6	6	6	100%
Other	OT	4.0	0	1	1	0%
Violation - Family Abuse Protective Order	PS	0.0	0	1	0	0%
Protective Order - Violation of Protective Order Conviction	PV	1.0	1	1	1	100%
Remand Support	RS	1.0	7	7	7	100%
Show Cause	SC	2.9	209	558	179	86%
Restricted License - Support	SL	1.0	2	2	2	100%
Civil Support	VS	1.6	273	417	284	104%
Adult Total			739	1,768	795	107.6%
Juvenile						
Abuse or Neglect	AN	4.6	10	31	5	50%
Protective Order – Non Familv Abuse	AP	3.0	0	1	1	0%
Child in Need of Services	CS	2.7	2	10	3	150%
Custody Visitation	CV	1.8	460	834	481	105%
Delinquency Felony	DF	5.3	46	208	66	143%
Delinquency Misdemeanor	DM	4.2	108	579	187	173%
Foster Care Review	FC	2.0	4	5	5	125%
Initial Foster Care Review	IF	1.3	2	3	3	150%
Juvenile Support	JS	2.0	0	1	1	0%
Permanency Planning	PH	1.0	4	4	4	100%
Paternity	PT	2.0	1	6	2	200%
Remand Custody	RC	1.0	6	6	6	100%
Remand Visitation	RV	1.0	4	4	4	100%
Show Cause	SC	4.9	6	47	15	250%
Status Offense	ST	2.1	18	42	19	106%
Traffic	T	2.1	45	105	57	127%
Termination of Parental Rihts	TP	1.2	14	16	10	71%
Truancy/Runaway (Child in Need of Supervision)	TR	10.0	1	3	1	100%
Juvenile Total			731	1,905	870	119.0%
Totals			1,470	3,673	1,665	113.3%



	Total Filings with %	
Custody Visitation (CV)	460	31%
Civil Support (VS)	273	19%
Show Cause (SC)	215	15%
Criminal Misdemeanor (CM)	109	7%
Delinquency Misdemeanor (DM)	108	7%
Others	305	21%
Total	1,470	100%

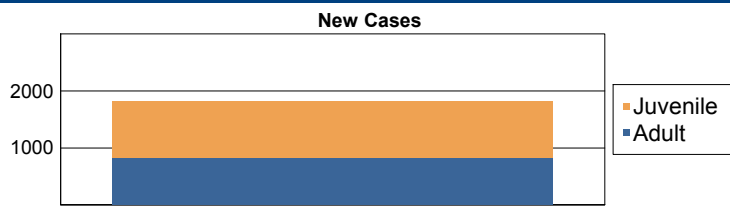
Special Case Activities

Non-Case	NC	1.5	3
Emergency Protective Order	PE	1.0	93
Non-Case	NC	1.0	6

Commonwealth of Virginia
Caseload Statistics of the J&DR District Courts
August 2016

Chesterfield

	Filing Type	Hearings Per Case	Filings	Hearings	Concluded	Clearance Rate
Adult						
Protective Order - Non Familv Abuse	AP	0.0	0	1	0	0%
Bond Forfeiture Show Cause	BF	1.5	1	3	2	200%
Capias	CA	2.9	44	144	55	125%
Criminal Felony	CF	3.1	63	193	60	95%
Criminal Misdemeanor	CM	2.8	139	425	148	106%
Protective Order – Family Abuse	FP	2.1	52	104	49	94%
Motion - Modify Protective Order	MP	1.5	3	4	2	67%
Other	OT	1.0	1	1	1	100%
Violation - Familv Abuse Protective Order	PS	0.0	0	2	0	0%
Protective Order - Violation of Protective Order Conviction	PV	1.0	4	4	4	100%
Remand Support	RS	1.0	8	8	8	100%
Show Cause	SC	2.9	200	561	193	97%
Civil Support	VS	1.7	310	527	356	115%
Adult Total			825	1,977	878	106.4%
Juvenile						
Abuse or Neglect	AN	3.0	3	13	2	67%
Capias	CA	2.0	0	3	2	0%
Child in Need of Services	CS	2.5	2	7	2	100%
Custody Visitation	CV	1.9	671	1,289	761	113%
Delinquency Felony	DF	5.4	34	268	56	165%
Delinquency Misdemeanor	DM	4.1	142	678	178	125%
Foster Care Review	FC	1.0	7	7	4	57%
Initial Foster Care Review	IF	1.0	2	2	1	50%
Permanency Planning	PH	1.4	11	14	8	73%
Paternity	PT	3.0	4	10	7	175%
Remand Custody	RC	1.0	13	13	13	100%
Remand Visitation	RV	1.0	13	13	13	100%
Show Cause	SC	4.0	9	63	20	222%
Status Offense	ST	2.7	28	53	24	86%
Traffic	T	2.2	48	98	54	113%
Termination of Parental Rights	TP	2.3	2	7	3	150%
Truancy/Runaway (Child in Need of Supervision)	TR	6.3	1	14	3	300%
Juvenile Total			990	2,552	1,151	116.3%
Totals			1,815	4,529	2,029	111.8%



	Total Filings with %
Custody Visitation (CV)	671 37%
Civil Support (VS)	310 17%
Show Cause (SC)	209 12%
Delinquency Misdemeanor (DM)	142 8%
Criminal Misdemeanor (CM)	139 8%
Others	344 19%
Total	1,815 100%

Special Case Activities

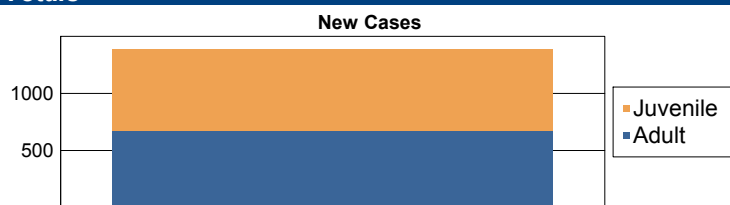
Emergency Protective Order	PE	1.0	111
Emergency Custody Order	EC	1.0	6
Non-Case	NC	6.1	6
Temporary Detention Order	TD	1.0	12

Commonwealth of Virginia
Caseload Statistics of the J&DR District Courts

Chesterfield

July 2016

	Filing Type	Hearings Per Case	Filings	Hearings	Concluded	Clearance Rate
Adult						
Capias	CA	2.9	26	104	38	146%
Criminal Felony	CF	3.0	45	135	37	82%
Criminal Misdemeanor	CM	2.9	113	317	106	94%
Protective Order – Family Abuse	FP	2.3	33	68	31	94%
Motion - Modifv Protective Order	MP	1.3	15	19	18	120%
Other	OT	0.0	0	1	0	0%
Protective Order – Stalking/Acts of Violence	PC	1.0	1	1	1	100%
Violation - Family Abuse Protective Order	PS	0.0	1	1	0	0%
Protective Order - Violation of Protective Order Conviction	PV	1.0	3	3	3	100%
Remand Support	RS	1.0	8	8	8	100%
Show Cause	SC	2.7	195	509	172	88%
Restricted License - Support	SL	1.0	1	1	1	100%
Civil Support	VS	1.6	230	380	226	98%
Adult Total			671	1,547	641	95.5%
Juvenile						
Abuse or Neglect	AN	3.9	8	23	8	100%
Protective Order – Non Familv Abuse	AP	3.0	0	2	2	0%
Child in Need of Services	CS	2.5	1	10	2	200%
Custody Visitation	CV	1.9	431	781	400	93%
Delinquency Felony	DF	4.8	48	206	26	54%
Delinquency Misdemeanor	DM	3.4	116	492	121	104%
Emancipation	EP	0.0	0	1	0	0%
Foster Care Review	FC	1.0	2	2	2	100%
Initial Foster Care Review	IF	1.1	9	10	10	111%
Juvenile Support	JS	0.0	1	2	0	0%
Permanency Planning	PH	1.0	3	6	3	100%
Paternity	PT	2.3	2	9	3	150%
Remand Custody	RC	1.0	5	5	5	100%
Remand Visitation	RV	1.0	6	6	6	100%
Show Cause	SC	3.0	3	39	9	300%
Status Offense	ST	2.2	13	46	29	223%
Traffic	T	2.0	54	114	69	128%
Termination of Parental Rights	TP	1.2	14	16	12	86%
Truancy/Runaway (Child in Need of Supervision)	TR	13.0	0	5	1	0%
Juvenile Total			716	1,775	708	98.9%
Totals			1,387	3,322	1,349	97.3%



	Total Filings with %
Custody Visitation (CV)	431 31%
Civil Support (VS)	230 17%
Show Cause (SC)	198 14%
Delinquency Misdemeanor (DM)	116 8%
Criminal Misdemeanor (CM)	113 8%
Others	299 22%
Total	1,387 100%

Special Case Activities

Emergency Protective Order	PE	1.0	109
Emergency Custody Order	EC	1.0	2
Non-Case	NC	0.0	0

**Commonwealth of Virginia
Caseload Statistics of the J&DR District Courts**

Chesterfield

June 2016

	Filing Type	Hearings Per Case	Filings	Hearings	Concluded	Clearance Rate
Adult						
Protective Order - Non Family Abuse	AP	2.0	3	7	2	67%
Capias	CA	3.0	50	162	63	126%
Criminal Felony	CF	2.9	70	181	58	83%
Criminal Misdemeanor	CM	2.7	164	430	130	79%
Protective Order – Family Abuse	FP	2.1	43	110	52	121%
Motion - Modify Protective Order	MP	1.0	5	6	4	80%
Other	OT	0.0	0	1	0	0%
Violation - Family Abuse Protective Order	PS	1.0	1	1	1	100%
Protective Order - Violation of Protective Order Conviction	PV	1.0	3	3	3	100%
Remand Support	RS	1.0	6	6	6	100%
Show Cause	SC	3.0	207	565	210	101%
Restricted License - Support	SL	1.0	2	2	2	100%
Civil Support	VS	1.6	338	546	318	94%
Adult Total			892	2,020	849	95.2%
Juvenile						
Abuse or Neglect	AN	5.0	2	34	16	800%
Protective Order – Non Family Abuse	AP	0.0	3	6	0	0%
Child in Need of Services	CS	5.0	3	16	3	100%
Custody Visitation	CV	2.1	599	1,181	658	110%
Delinquency Felony	DF	5.5	47	215	37	79%
Delinquency Misdemeanor	DM	4.1	166	646	158	95%
Emancipation	EP	0.0	0	1	0	0%
Foster Care Review	FC	1.2	4	5	5	125%
Initial Foster Care Review	IF	1.0	6	6	5	83%
Juvenile Support	JS	0.0	1	1	0	0%
Permanency Planning	PH	1.0	3	3	3	100%
Paternity	PT	1.8	4	8	4	100%
Remand Custody	RC	1.0	5	5	5	100%
Remand Visitation	RV	1.0	5	5	5	100%
Show Cause	SC	5.8	22	72	13	59%
Status Offense	ST	2.6	10	34	13	130%
Traffic	T	2.0	59	125	70	119%
Termination of Parental Rights	TP	1.7	6	10	6	100%
Truancy/Runaway (Child in Need of Supervision)	TR	4.5	2	11	2	100%
Juvenile Total			947	2,384	1,003	105.9%
Totals			1,839	4,404	1,852	100.7%

New Cases



	Total Filings with %
Custody Visitation (CV)	599 33%
Civil Support (VS)	338 18%
Show Cause (SC)	229 12%
Delinquency Misdemeanor (DM)	166 9%
Criminal Misdemeanor (CM)	164 9%
Others	343 19%
Total	1,839 100%

Special Case Activities

Non-Case	NC	1.0	4
Emergency Protective Order	PE	1.0	127
Emergency Custody Order	EC	1.0	4
Non-Case	NC	1.5	18
Temporary Detention Order	TD	1.0	6

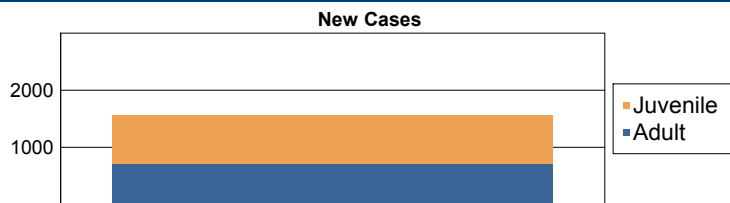
Commonwealth of Virginia
Caseload Statistics of the J&DR District Courts
 May 2016

Chesterfield

	Filing Type	Hearings Per Case	Filings	Hearings	Concluded	Clearance Rate
Adult						
Protective Order - Non Familv Abuse	AP	3.0	3	8	3	100%
Capias	CA	3.6	37	139	30	81%
Criminal Felonv	CF	3.5	38	121	26	68%
Criminal Misdemeanor	CM	2.8	118	341	113	96%
Protective Order – Familv Abuse	FP	2.1	46	89	40	87%
Motion - Modifv Protective Order	MP	1.0	5	5	4	80%
Other	OT	0.0	1	1	0	0%
Protective Order - Violation of Protective Order Conviction	PV	1.0	2	2	2	100%
Remand Support	RS	1.2	5	6	5	100%
Show Cause	SC	2.7	166	491	170	102%
Civil Support	VS	1.6	280	439	272	97%
Adult Total			701	1,642	665	94.9%

Juvenile						
Abuse or Neadlect	AN	3.8	12	35	5	42%
Capias	CA	0.0	0	1	0	0%
Child in Need of Services	CS	6.0	1	5	1	100%
Custodv Visitation	CV	1.7	491	881	512	104%
Delinquencv Felonv	DF	4.1	61	203	38	62%
Delinquencv Misdemeanor	DM	3.5	138	552	119	86%
Emancipation	EP	1.0	1	1	1	100%
Foster Care Review	FC	1.0	3	4	3	100%
Initial Foster Care Review	IF	1.0	4	4	4	100%
Permanencv Planning	PH	1.0	3	3	3	100%
Paternity	PT	2.0	9	14	7	78%
Remand Custodv	RC	1.0	4	4	4	100%
Remand Visitation	RV	1.0	4	4	4	100%
Show Cause	SC	4.5	8	58	13	163%
Status Offense	ST	2.3	35	60	27	77%
Traffic	T	2.1	77	139	62	81%
Termination of Parental Rihts	TP	0.0	2	2	0	0%
Truancv/Runawav (Child in Need of Supervision)	TR	7.0	0	11	2	0%
Juvenile Total			853	1,981	805	94.4%

Totals			1,554	3,623	1,470	94.6%
---------------	--	--	--------------	--------------	--------------	--------------



	Total Filings with %
Custody Visitation (CV)	491 32%
Civil Support (VS)	280 18%
Show Cause (SC)	174 11%
Delinquency Misdemeanor (DM)	138 9%
Criminal Misdemeanor (CM)	118 8%
Others	353 23%
Total	1,554 100%

Special Case Activities

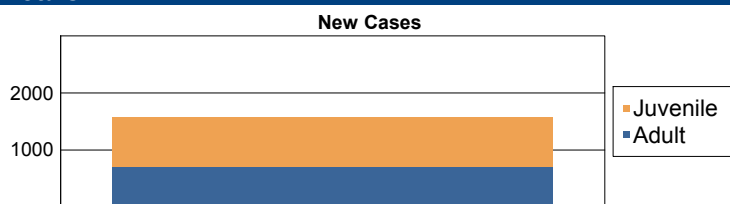
Non-Case	NC	1.0	1
Emergency Protective Order	PE	1.0	101
Non-Case	NC	1.9	1
Temporary Detention Order	TD	1.0	8

Commonwealth of Virginia
Caseload Statistics of the J&DR District Courts

Chesterfield

April 2016

	Filing Type	Hearings Per Case	Filings	Hearings	Concluded	Clearance Rate
Adult						
Protective Order - Non Family Abuse	AP	1.5	2	5	2	100%
Capias	CA	3.0	49	141	53	108%
Criminal Felony	CF	4.1	37	113	34	92%
Criminal Misdemeanor	CM	3.0	114	319	116	102%
Protective Order – Family Abuse	FP	2.2	39	87	40	103%
Motion - Modify Protective Order	MP	1.1	7	8	7	100%
Other	OT	1.0	1	1	1	100%
Violation - Family Abuse Protective Order	PS	1.0	1	1	1	100%
Protective Order - Violation of Protective Order Conviction	PV	1.0	1	1	1	100%
Remand Support	RS	1.0	3	3	3	100%
Show Cause	SC	3.2	210	588	206	98%
Civil Support	VS	1.7	243	434	261	107%
Adult Total			707	1,701	725	102.5%
Juvenile						
Abuse or Neglect	AN	4.2	8	26	6	75%
Capias	CA	0.0	0	1	0	0%
Relief of Custody	CR	1.0	2	2	2	100%
Child in Need of Services	CS	1.0	3	5	2	67%
Custody Visitation	CV	1.8	547	1,000	558	102%
Delinquency Felony	DF	3.6	43	194	44	102%
Delinquency Misdemeanor	DM	4.1	148	530	123	83%
Foster Care Review	FC	1.0	5	5	5	100%
Initial Foster Care Review	IF	1.0	1	1	1	100%
Motion - Modify Protective Order	MP	1.0	1	1	1	100%
Permanency Planning	PH	1.4	9	12	12	133%
Paternity	PT	2.2	5	19	11	220%
Remand Custody	RC	1.0	2	2	2	100%
Remand Visitation	RV	1.0	2	2	2	100%
Show Cause	SC	2.9	18	66	16	89%
Status Offense	ST	2.6	20	35	14	70%
Traffic	T	2.0	52	90	46	88%
Truancy/Runaway (Child in Need of Supervision)	TR	11.0	0	13	1	0%
Juvenile Total			866	2,004	846	97.7%
Totals			1,573	3,705	1,571	99.9%



	Total Filings with %
Custody Visitation (CV)	547 35%
Civil Support (VS)	243 15%
Show Cause (SC)	228 14%
Delinquency Misdemeanor (DM)	148 9%
Criminal Misdemeanor (CM)	114 7%
Others	293 19%
Total	1,573 100%

Special Case Activities

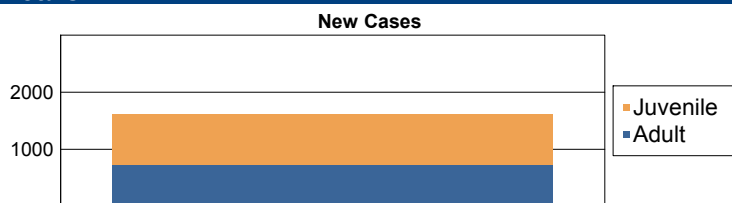
Non-Case	NC	2.0	0
Emergency Protective Order	PE	1.0	94
Emergency Custody Order	EC	1.0	2
Non-Case	NC	1.0	6
Temporary Detention Order	TD	1.0	8

Commonwealth of Virginia
Caseload Statistics of the J&DR District Courts

Chesterfield

March 2016

	Filing Type	Hearings Per Case	Filings	Hearings	Concluded	Clearance Rate
Adult						
Protective Order - Non Family Abuse	AP	2.0	2	6	2	100%
Bond Forfeiture Show Cause	BF	3.0	2	4	2	100%
Capias	CA	3.4	46	151	58	126%
Criminal Felony	CF	2.9	43	128	44	102%
Criminal Misdemeanor	CM	3.0	153	441	163	107%
Protective Order – Family Abuse	FP	2.1	53	113	59	111%
Motion - Modify Protective Order	MP	1.1	13	14	13	100%
Other	OT	1.4	4	6	5	125%
Violation - Family Abuse Protective Order	PS	1.0	1	1	1	100%
Remand Support	RS	1.0	3	3	3	100%
Show Cause	SC	3.1	165	564	222	135%
Civil Support	VS	1.8	247	490	295	119%
Adult Total			732	1,921	867	118.4%
Juvenile						
Abuse or Neglect	AN	4.5	4	30	11	275%
Capias	CA	0.0	0	1	0	0%
Child in Need of Services	CS	0.0	4	7	0	0%
Custody Visitation	CV	1.7	570	1,064	532	93%
Delinquency Felony	DF	4.0	43	254	48	112%
Delinquency Misdemeanor	DM	3.7	130	587	158	122%
Emancipation	EP	0.0	0	2	0	0%
Initial Foster Care Review	IF	1.0	3	3	3	100%
Permanency Planning	PH	1.0	8	10	6	75%
Paternity	PT	2.3	1	7	3	300%
Remand Custody	RC	1.0	10	10	10	100%
Remand Visitation	RV	1.0	8	8	8	100%
Show Cause	SC	2.8	15	60	14	93%
Status Offense	ST	2.3	17	48	21	124%
Traffic	T	2.0	57	130	64	112%
Termination of Parental Rights	TP	0.0	4	4	0	0%
Truancy/Runaway (Child in Need of Supervision)	TR	6.0	2	9	3	150%
Juvenile Total			876	2,234	881	100.6%
Totals			1,608	4,155	1,748	108.7%



	Total Filings with %
Custody Visitation (CV)	570 35%
Civil Support (VS)	247 15%
Show Cause (SC)	180 11%
Criminal Misdemeanor (CM)	153 10%
Delinquency Misdemeanor (DM)	130 8%
Others	328 20%
Total	1,608 100%

Special Case Activities

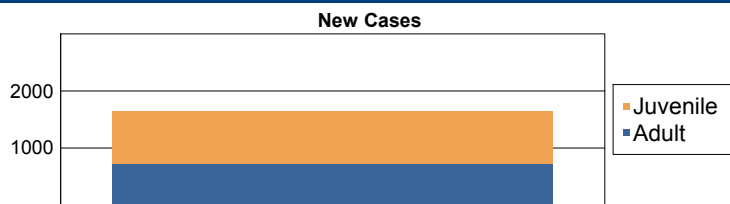
Emergency Protective Order	PE	1.0	102
Emergency Custody Order	EC	1.0	2
Non-Case	NC	2.0	7
Temporary Detention Order	TD	1.0	16

Commonwealth of Virginia
Caseload Statistics of the J&DR District Courts

Chesterfield

February 2016

	Filing Type	Hearings Per Case	Filings	Hearings	Concluded	Clearance Rate
Adult						
Protective Order - Non Family Abuse	AP	0.0	3	4	0	0%
Bond Forfeiture Show Cause	BF	0.0	1	1	0	0%
Capias	CA	3.3	50	136	53	106%
Criminal Felony	CF	3.2	44	187	99	225%
Criminal Misdemeanor	CM	2.8	137	441	136	99%
Protective Order – Family Abuse	FP	2.2	51	108	53	104%
Motion - Modify Protective Order	MP	1.0	3	3	3	100%
Other	OT	1.0	3	3	3	100%
Protective Order - Violation of Protective Order Conviction	PV	1.0	1	1	1	100%
Remand Support	RS	1.0	3	3	3	100%
Show Cause	SC	2.7	144	494	167	116%
Civil Support	VS	1.7	281	452	248	88%
Adult Total			721	1,833	766	106.2%
Juvenile						
Abuse or Neglect	AN	2.6	8	27	5	63%
Child in Need of Services	CS	4.0	0	8	4	0%
Custody Visitation	CV	1.8	663	1,139	637	96%
Delinquency Felony	DF	3.7	37	171	32	86%
Delinquency Misdemeanor	DM	3.2	110	479	124	113%
Emancipation	EP	0.0	1	1	0	0%
Foster Care Review	FC	1.1	6	8	7	117%
Initial Foster Care Review	IF	1.5	4	6	4	100%
Motion - Modify Protective Order	MP	1.0	1	1	1	100%
Permanency Planning	PH	1.0	3	4	3	100%
Paternity	PT	1.5	9	15	4	44%
Remand Custody	RC	1.0	1	1	1	100%
Remand Visitation	RV	1.0	1	1	1	100%
Show Cause	SC	1.9	11	37	7	64%
Status Offense	ST	2.1	19	45	20	105%
Traffic	T	2.0	49	108	49	100%
Termination of Parental Rights	TP	1.5	2	4	4	200%
Truancy/Runaway (Child in Need of Supervision)	TR	1.0	3	12	1	33%
Juvenile Total			928	2,067	904	97.4%
Totals			1,649	3,900	1,670	101.3%



	Total Filings with %
Custody Visitation (CV)	663 40%
Civil Support (VS)	281 17%
Show Cause (SC)	155 9%
Criminal Misdemeanor (CM)	137 8%
Delinquency Misdemeanor (DM)	110 7%
Others	303 18%
Total	1,649 100%

Special Case Activities

Non-Case	NC	1.0	2
Emergency Protective Order	PE	1.0	99
Emergency Custody Order	EC	1.0	4
Non-Case	NC	1.0	8
Temporary Detention Order	TD	1.0	12

Commonwealth of Virginia
Caseload Statistics of the J&DR District Courts

Chesterfield

January 2016

	Filing Type	Hearings Per Case	Filings	Hearings	Concluded	Clearance Rate
Adult						
Bond Forfeiture Show Cause	BF	0.0	0	1	0	0%
Capias	CA	3.0	28	117	28	100%
Criminal Felony	CF	3.3	39	198	60	154%
Criminal Misdemeanor	CM	2.7	133	390	124	93%
Protective Order – Family Abuse	FP	2.3	46	90	32	70%
Motion - Modify Protective Order	MP	1.2	5	6	6	120%
Other	OT	0.0	1	1	0	0%
Violation - Family Abuse Protective Order	PS	1.0	1	1	1	100%
Protective Order - Violation of Protective Order Conviction	PV	1.0	1	1	1	100%
Remand Support	RS	1.0	5	5	5	100%
Show Cause	SC	2.7	179	509	136	76%
Restricted License - Support	SL	2.0	0	1	1	0%
Civil Support	VS	1.6	273	422	228	84%
Adult Total			711	1,742	622	87.5%
Juvenile						
Abuse or Neglect	AN	3.0	15	41	14	93%
Capias	CA	3.0	0	2	1	0%
Child in Need of Services	CS	2.0	1	5	1	100%
Custody Visitation	CV	1.8	517	888	440	85%
Delinquency Felony	DF	3.3	63	180	26	41%
Delinquency Misdemeanor	DM	3.4	144	491	114	79%
Entrustment Agreement	ET	1.0	1	1	1	100%
Foster Care Review	FC	1.3	4	5	3	75%
Initial Foster Care Review	IF	1.0	4	4	4	100%
Permanency Planning	PH	1.2	11	13	12	109%
Paternity	PT	2.3	9	23	13	144%
Remand Custody	RC	1.0	3	3	3	100%
Child at Risk of Abuse or Neglect	RI	5.0	0	2	2	0%
Remand Visitation	RV	1.0	3	3	3	100%
Show Cause	SC	3.4	15	50	8	53%
Status Offense	ST	2.2	21	41	25	119%
Traffic	T	1.7	76	102	47	62%
Termination of Parental Rights	TP	1.0	8	8	8	100%
Truancy/Runaway (Child in Need of Supervision)	TR	9.5	0	13	4	0%
Juvenile Total			895	1,875	729	81.5%
Totals			1,606	3,617	1,351	84.1%

New Cases



	Total Filings with %	
Custody Visitation (CV)	517	32%
Civil Support (VS)	273	17%
Show Cause (SC)	194	12%
Delinquency Misdemeanor (DM)	144	9%
Criminal Misdemeanor (CM)	133	8%
Others	345	21%
Total	1,606	100%

Special Case Activities

Non-Case	NC	1.0	2
Emergency Protective Order	PE	1.0	107
Non-Case	NC	1.7	1
Temporary Detention Order	TD	1.0	10

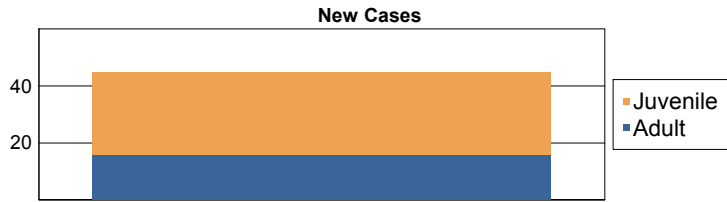
Commonwealth of Virginia
Caseload Statistics of the J&DR District Courts

Clarke

December 2016

	Filing Type	Hearings Per Case	Filings	Hearings	Concluded	Clearance Rate
Adult						
Capias	CA	0.0	0	1	0	0%
Criminal Misdemeanor	CM	1.7	6	14	6	100%
Remand Support	RS	1.0	1	1	1	100%
Show Cause	SC	1.0	5	5	2	40%
Civil Support	VS	2.0	4	10	4	100%
Adult Total			16	31	13	81.3%
Juvenile						
Abuse or Neglect	AN	2.0	1	2	1	100%
Custody Visitation	CV	2.1	10	48	18	180%
Delinquency Felony	DF	0.0	1	1	0	0%
Delinquency Misdemeanor	DM	3.5	2	11	6	300%
Permanency Planning	PH	0.0	1	1	0	0%
Remand Custody	RC	1.0	6	6	6	100%
Remand Visitation	RV	1.0	4	4	4	100%
Show Cause	SC	0.0	1	2	0	0%
Traffic	T	2.4	3	3	5	167%
Truancy/Runaway (Child in Need of Supervision)	TR	3.0	0	1	1	0%
Juvenile Total			29	79	41	141.4%

Totals			45	110	54	120.0%
---------------	--	--	-----------	------------	-----------	---------------



	Total Filings with %
Custody Visitation (CV)	10 22%
Criminal Misdemeanor (CM)	6 13%
Remand Custody (RC)	6 13%
Show Cause (SC)	6 13%
Civil Support (VS)	4 9%
Others	13 29%
Total	45 100%

Special Case Activities

Emergency Protective Order	PE	1.0	1
Temporary Detention Order	TD	1.0	2

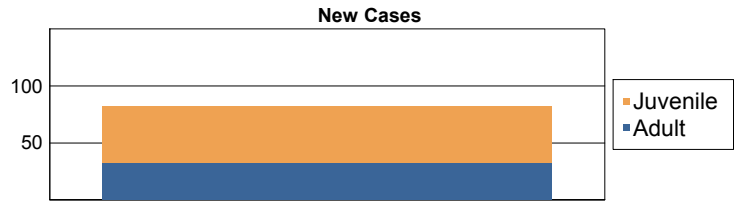
Commonwealth of Virginia
Caseload Statistics of the J&DR District Courts

Clarke

November 2016

	Filing Type	Hearings Per Case	Filings	Hearings	Concluded	Clearance Rate
Adult						
Capias	CA	2.7	0	3	3	0%
Criminal Felony	CF	0.0	0	1	0	0%
Criminal Misdemeanor	CM	3.5	3	11	2	67%
Protective Order – Family Abuse	FP	2.5	3	9	4	133%
Remand Support	RS	1.0	7	7	7	100%
Show Cause	SC	1.5	5	6	2	40%
Civil Support	VS	1.8	15	24	13	87%
Adult Total			33	61	31	93.9%
Juvenile						
Abuse or Neglect	AN	0.0	0	2	0	0%
Custody Visitation	CV	1.7	27	71	28	104%
Delinquency Felony	DF	5.0	0	1	1	0%
Delinquency Misdemeanor	DM	2.5	3	8	2	67%
Permanent Planning	PH	1.0	1	1	1	100%
Remand Custody	RC	1.0	8	8	8	100%
Remand Visitation	RV	1.0	8	8	8	100%
Traffic	T	2.0	2	3	1	50%
Juvenile Total			49	102	49	100.0%

Totals			82	163	80	97.6%
---------------	--	--	-----------	------------	-----------	--------------



	Total Filings with %
Custody Visitation (CV)	27 33%
Civil Support (VS)	15 18%
Remand Custody (RC)	8 10%
Remand Visitation (RV)	8 10%
Remand Support (RS)	7 9%
Others	17 21%
Total	82 100%

Special Case Activities

Non-Case	NC	1.0	2
Emergency Protective Order	PE	1.0	2
Emergency Custody Order	EC	1.0	2
Temporary Detention Order	TD	1.0	2

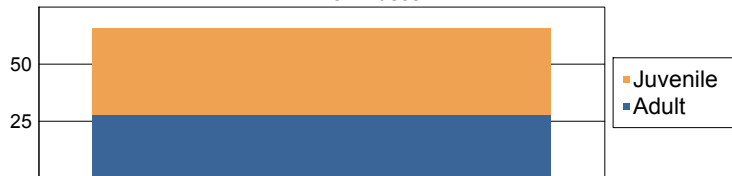
Commonwealth of Virginia
Caseload Statistics of the J&DR District Courts

Clarke

October 2016

	Filing Type	Hearings Per Case	Filings	Hearings	Concluded	Clearance Rate
Adult						
Capias	CA	2.0	2	6	2	100%
Criminal Felony	CF	4.0	1	1	1	100%
Criminal Misdemeanor	CM	2.5	10	19	6	60%
Protective Order – Family Abuse	FP	1.5	3	4	2	67%
Motion - Modifv Protective Order	MP	1.0	1	1	1	100%
Remand Support	RS	1.0	1	1	1	100%
Show Cause	SC	2.2	3	8	5	167%
Civil Support	VS	1.3	7	15	4	57%
Adult Total			28	55	22	78.6%
Juvenile						
Custody Visitation	CV	3.1	23	41	9	39%
Delinquency Misdemeanor	DM	1.5	6	15	4	67%
Foster Care Review	FC	1.0	1	1	1	100%
Paternity	PT	2.0	0	1	1	0%
Remand Custody	RC	1.0	1	1	1	100%
Remand Visitation	RV	1.0	1	1	1	100%
Show Cause	SC	1.0	2	2	1	50%
Status Offense	ST	1.0	1	1	1	100%
Traffic	T	1.0	3	2	2	67%
Truancy/Runaway (Child in Need of Supervision)	TR	2.0	0	1	1	0%
Juvenile Total			38	66	22	57.9%
Totals			66	121	44	66.7%

New Cases



	Total Filings with %
Custody Visitation (CV)	23 35%
Criminal Misdemeanor (CM)	10 15%
Civil Support (VS)	7 11%
Delinquency Misdemeanor (DM)	6 9%
Show Cause (SC)	5 8%
Others	15 23%
Total	66 100%

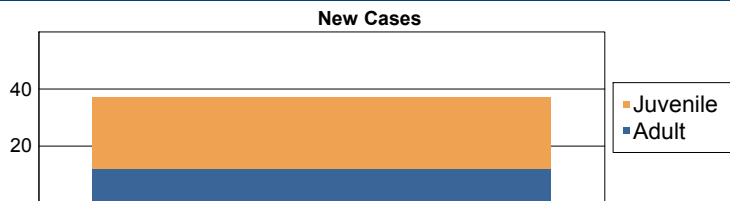
Special Case Activities

Emergency Protective Order	PE	1.0	6
----------------------------	----	-----	---

Commonwealth of Virginia
Caseload Statistics of the J&DR District Courts
September 2016

Clarke

	Filing Type	Hearings Per Case	Filings	Hearings	Concluded	Clearance Rate
Adult						
Capias	CA	0.0	0	1	0	0%
Criminal Misdemeanor	CM	2.2	7	17	5	71%
Remand Support	RS	1.0	2	2	2	100%
Show Cause	SC	2.5	0	2	2	0%
Civil Support	VS	2.7	3	5	3	100%
Adult Total			12	27	12	100.0%
Juvenile						
Custody Visitation	CV	2.0	12	29	10	83%
Delinquency Misdemeanor	DM	1.3	3	5	3	100%
Initial Foster Care Review	IF	1.0	1	1	1	100%
Remand Custody	RC	1.0	5	5	5	100%
Remand Visitation	RV	1.0	3	3	3	100%
Traffic	T	1.0	1	0	1	100%
Juvenile Total			25	43	23	92.0%
Totals			37	70	35	94.6%



	Total Filings with %	
Custody Visitation (CV)	12	32%
Criminal Misdemeanor (CM)	7	19%
Remand Custody (RC)	5	14%
Civil Support (VS)	3	8%
Delinquency Misdemeanor (DM)	3	8%
Others	7	19%
Total	37	100%

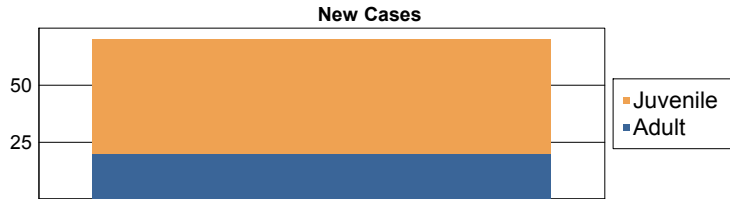
Special Case Activities

Emergency Protective Order	PE	1.0	4
----------------------------	----	-----	---

Commonwealth of Virginia
Caseload Statistics of the J&DR District Courts
August 2016

Clarke

	Filing Type	Hearings Per Case	Filings	Hearings	Concluded	Clearance Rate
Adult						
Capias	CA	0.0	1	1	0	0%
Criminal Misdemeanor	CM	6.3	2	10	3	150%
Protective Order – Family Abuse	FP	3.0	0	2	1	0%
Show Cause	SC	3.5	4	16	6	150%
Civil Support	VS	2.4	13	25	14	108%
Adult Total			20	54	24	120.0%
Juvenile						
Abuse or Neglect	AN	0.0	0	2	0	0%
Custody Visitation	CV	2.2	34	72	32	94%
Delinquency Misdemeanor	DM	3.3	3	7	3	100%
Foster Care Review	FC	1.2	4	5	5	125%
Permanency Planning	PH	1.5	1	2	2	200%
Paternity	PT	1.0	3	3	2	67%
Show Cause	SC	2.0	0	2	1	0%
Traffic	T	3.3	3	6	4	133%
Termination of Parental Rights	TP	1.0	2	2	2	100%
Juvenile Total			50	101	51	102.0%
Totals			70	155	75	107.1%



	Total Filings with %	
Custody Visitation (CV)	34	49%
Civil Support (VS)	13	19%
Foster Care Review (FC)	4	6%
Show Cause (SC)	4	6%
Delinquency Misdemeanor (DM)	3	4%
Others	12	17%
Total	70	100%

Special Case Activities

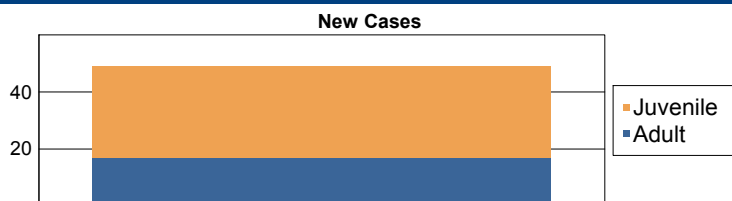
Emergency Protective Order	PE	1.0	2
----------------------------	----	-----	---

Commonwealth of Virginia
Caseload Statistics of the J&DR District Courts

Clarke

July 2016

	Filing Type	Hearings Per Case	Filings	Hearings	Concluded	Clearance Rate
Adult						
Capias	CA	1.0	1	1	1	100%
Criminal Felony	CF	3.0	0	4	3	0%
Criminal Misdemeanor	CM	5.0	3	9	2	67%
Protective Order – Family Abuse	FP	1.8	3	6	4	133%
Remand Support	RS	1.0	3	3	3	100%
Show Cause	SC	4.5	1	3	2	200%
Civil Support	VS	2.1	6	13	9	150%
Adult Total			17	39	24	141.2%
Juvenile						
Custody Visitation	CV	2.2	19	42	33	174%
Delinquency Misdemeanor	DM	4.0	1	7	1	100%
Permanency Planning	PH	0.0	1	1	0	0%
Paternity	PT	1.0	2	2	2	100%
Remand Custody	RC	1.0	4	4	4	100%
Remand Visitation	RV	1.0	2	2	2	100%
Traffic	T	1.0	2	1	2	100%
Truancy/Runaway (Child in Need of Supervision)	TR	0.0	1	2	0	0%
Juvenile Total			32	61	44	137.5%
Totals			49	100	68	138.8%



	Total Filings with %	
Custody Visitation (CV)	19	39%
Civil Support (VS)	6	12%
Remand Custody (RC)	4	8%
Criminal Misdemeanor (CM)	3	6%
Protective Order – Family Abuse (FP)	3	6%
Others	14	29%
Total	49	100%

Special Case Activities

Emergency Protective Order	PE	1.0	6
Emergency Custody Order	EC	1.0	2
Temporary Detention Order	TD	1.0	6


Commonwealth of Virginia
Caseload Statistics of the J&DR District Courts

Clarke

June 2016

	Filing Type	Hearings Per Case	Filings	Hearings	Concluded	Clearance Rate
Adult						
Capias	CA	1.0	2	3	1	50%
Criminal Felony	CF	0.0	0	1	0	0%
Criminal Misdemeanor	CM	4.3	5	12	4	80%
Protective Order – Family Abuse	FP	2.0	3	4	1	33%
Remand Support	RS	1.0	1	1	1	100%
Show Cause	SC	1.7	5	11	3	60%
Civil Support	VS	2.1	9	22	10	111%
Adult Total			25	54	20	80.0%
Juvenile						
Abuse or Neglect	AN	0.0	0	2	0	0%
Child in Need of Services	CS	3.0	0	1	1	0%
Custody Visitation	CV	1.5	33	61	17	52%
Delinquency Felony	DF	0.0	0	1	0	0%
Delinquency Misdemeanor	DM	3.6	2	12	5	250%
Permanency Planning	PH	1.0	1	1	1	100%
Paternity	PT	0.0	0	1	0	0%
Remand Custody	RC	1.0	1	1	1	100%
Remand Visitation	RV	1.0	1	1	1	100%
Show Cause	SC	1.0	1	1	1	100%
Status Offense	ST	1.5	1	3	2	200%
Traffic	T	2.0	3	4	4	133%
Juvenile Total			43	89	33	76.7%
Totals			68	143	53	77.9%

New Cases



	Total Filings with %
Custody Visitation (CV)	33 49%
Civil Support (VS)	9 13%
Show Cause (SC)	6 9%
Criminal Misdemeanor (CM)	5 7%
Protective Order – Family Abuse (FP)	3 4%
Others	12 18%
Total	68 100%

Special Case Activities

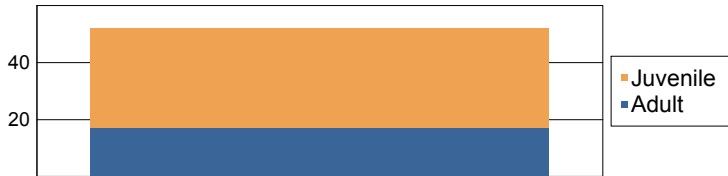
Emergency Protective Order	PE	1.0	5
Emergency Custody Order	EC	1.0	4
Temporary Detention Order	TD	1.0	4

Commonwealth of Virginia
Caseload Statistics of the J&DR District Courts
 May 2016

Clarke

	Filing Type	Hearings Per Case	Filings	Hearings	Concluded	Clearance Rate
Adult						
Capias	CA	0.0	0	1	0	0%
Criminal Felony	CF	2.7	3	8	3	100%
Criminal Misdemeanor	CM	1.0	1	6	1	100%
Protective Order – Family Abuse	FP	3.0	1	3	2	200%
Remand Support	RS	2.0	1	2	2	200%
Show Cause	SC	3.0	4	11	3	75%
Civil Support	VS	2.0	7	17	8	114%
Adult Total			17	48	19	111.8%
Juvenile						
Abuse or Neglect	AN	4.0	2	4	1	50%
Child in Need of Services	CS	0.0	0	1	0	0%
Custody Visitation	CV	2.2	14	45	24	171%
Delinquency Felony	DF	0.0	0	4	0	0%
Delinquency Misdemeanor	DM	2.8	9	29	12	133%
Foster Care Review	FC	1.0	1	1	1	100%
Initial Foster Care Review	IF	1.0	1	1	1	100%
Permanency Planning	PH	1.0	1	1	1	100%
Remand Visitation	RV	1.0	3	3	3	100%
Show Cause	SC	0.0	0	1	0	0%
Status Offense	ST	0.0	2	2	0	0%
Traffic	T	1.0	1	2	1	100%
Truancy/Runaway (Child in Need of Supervision)	TR	0.0	1	1	0	0%
Juvenile Total			35	95	44	125.7%
Totals			52	143	63	121.2%

New Cases



	Total Filings with %
Custody Visitation (CV)	14 27%
Delinquency Misdemeanor (DM)	9 17%
Civil Support (VS)	7 13%
Show Cause (SC)	4 8%
Criminal Felony (CF)	3 6%
Others	15 29%
Total	52 100%

Special Case Activities

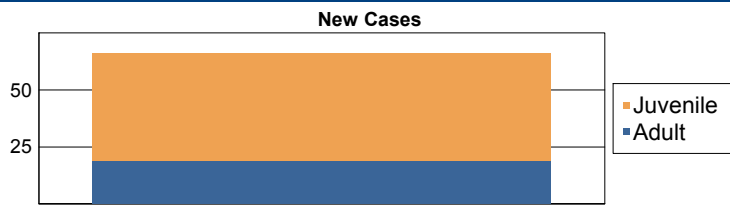
Temporary Detention Order	TD	0.0	2
---------------------------	----	-----	---

Commonwealth of Virginia
Caseload Statistics of the J&DR District Courts

Clarke

April 2016

	Filing Type	Hearings Per Case	Filings	Hearings	Concluded	Clearance Rate
Adult						
Criminal Felonv	CF	1.0	4	3	2	50%
Criminal Misdemeanor	CM	3.0	0	8	4	0%
Protective Order – Family Abuse	FP	2.0	0	2	2	0%
Remand Support	RS	1.0	1	1	1	100%
Show Cause	SC	1.5	1	3	2	200%
Civil Support	VS	1.3	13	19	4	31%
Adult Total			19	36	15	78.9%
Juvenile						
Abuse or Neglect	AN	0.0	1	2	0	0%
Custody Visitation	CV	1.5	35	55	18	51%
Delinquency Felonv	DF	4.0	0	7	7	0%
Delinquency Misdemeanor	DM	3.3	6	13	3	50%
Foster Care Review	FC	0.0	1	1	0	0%
Paternity	PT	1.0	1	2	1	100%
Show Cause	SC	1.0	1	1	1	100%
Status Offense	ST	1.0	1	0	1	100%
Traffic	T	3.0	1	4	3	300%
Juvenile Total			47	85	34	72.3%
Totals			66	121	49	74.2%



	Total Filings with %	
Custody Visitation (CV)	35	53%
Civil Support (VS)	13	20%
Delinquency Misdemeanor (DM)	6	9%
Criminal Felony (CF)	4	6%
Show Cause (SC)	2	3%
Others	6	9%
Total	66	100%

Special Case Activities

Emergency Protective Order	PE	1.0	1
Emergency Custody Order	EC	1.0	2
Temporary Detention Order	TD	1.0	2

Commonwealth of Virginia
Caseload Statistics of the J&DR District Courts

Clarke

March 2016

	Filing Type	Hearings Per Case	Filings	Hearings	Concluded	Clearance Rate
Adult						
Capias	CA	1.0	1	1	1	100%
Criminal Felony	CF	0.0	1	1	0	0%
Criminal Misdemeanor	CM	2.2	4	15	5	125%
Protective Order – Family Abuse	FP	1.5	4	5	2	50%
Motion - Modifv Protective Order	MP	1.0	1	1	1	100%
Remand Support	RS	1.0	2	3	2	100%
Show Cause	SC	4.7	3	10	6	200%
Civil Support	VS	3.6	4	16	9	225%
Adult Total			20	52	26	130.0%
Juvenile						
Child in Need of Services	CS	0.0	1	1	0	0%
Custody Visitation	CV	3.1	13	57	30	231%
Delinquency Felony	DF	7.0	0	3	2	0%
Delinquency Misdemeanor	DM	3.8	3	21	12	400%
Foster Care Review	FC	1.0	2	2	2	100%
Paternity	PT	1.0	1	1	1	100%
Remand Custody	RC	1.0	1	1	1	100%
Remand Visitation	RV	1.0	1	1	1	100%
Show Cause	SC	0.0	1	2	0	0%
Status Offense	ST	2.0	1	2	2	200%
Traffic	T	3.0	1	6	3	300%
Juvenile Total			25	97	54	216.0%
Totals			45	149	80	177.8%

New Cases



	Total Filings with %
Custody Visitation (CV)	13 29%
Civil Support (VS)	4 9%
Criminal Misdemeanor (CM)	4 9%
Protective Order – Family Abuse (FP)	4 9%
Show Cause (SC)	4 9%
Others	16 36%
Total	45 100%

Special Case Activities

Emergency Protective Order	PE	1.0	2
Emergency Custody Order	EC	1.0	4
Temporary Detention Order	TD	1.0	2


Commonwealth of Virginia
Caseload Statistics of the J&DR District Courts

Clarke

February 2016

	Filing Type	Hearings Per Case	Filings	Hearings	Concluded	Clearance Rate
Adult						
Capias	CA	5.0	0	4	2	0%
Criminal Felony	CF	0.0	0	1	0	0%
Criminal Misdemeanor	CM	2.0	0	10	1	0%
Protective Order – Family Abuse	FP	2.3	2	4	3	150%
Remand Support	RS	1.0	6	6	5	83%
Show Cause	SC	2.5	4	12	6	150%
Restricted License - Support	SL	1.0	1	1	1	100%
Civil Support	VS	2.0	5	14	5	100%
Adult Total			18	52	23	127.8%
Juvenile						
Custody Visitation	CV	2.6	20	56	21	105%
Delinquency Felony	DF	0.0	2	6	0	0%
Delinquency Misdemeanor	DM	3.5	4	20	2	50%
Foster Care Review	FC	1.0	1	1	1	100%
Permanency Planning	PH	2.0	0	1	1	0%
Remand Custody	RC	1.0	12	12	12	100%
Remand Visitation	RV	1.0	8	8	8	100%
Show Cause	SC	2.0	1	2	1	100%
Status Offense	ST	0.0	0	1	0	0%
Traffic	T	3.0	0	6	1	0%
Truancy/Runaway (Child in Need of Supervision)	TR	2.0	0	1	1	0%
Juvenile Total			48	114	48	100.0%
Totals			66	166	71	107.6%

New Cases



	Total Filings with %	
Custody Visitation (CV)	20	30%
Remand Custody (RC)	12	18%
Remand Visitation (RV)	8	12%
Remand Support (RS)	6	9%
Civil Support (VS)	5	8%
Others	15	23%
Total	66	100%

Special Case Activities

Emergency Protective Order	PE	1.0	2
Emergency Custody Order	EC	1.0	2
Temporary Detention Order	TD	1.0	4

Commonwealth of Virginia
Caseload Statistics of the J&DR District Courts

Clarke

January 2016

	Filing Type	Hearings Per Case	Filings	Hearings	Concluded	Clearance Rate
Adult						
Capias	CA	0.0	1	2	0	0%
Criminal Felony	CF	1.0	2	3	1	50%
Criminal Misdemeanor	CM	2.0	15	22	4	27%
Protective Order – Family Abuse	FP	2.0	1	4	1	100%
Show Cause	SC	0.0	0	2	0	0%
Civil Support	VS	3.0	4	11	3	75%
Adult Total			23	44	9	39.1%
Juvenile						
Abuse or Neglect	AN	3.0	0	4	4	0%
Custody Visitation	CV	2.2	11	36	9	82%
Delinquency Misdemeanor	DM	0.0	4	6	0	0%
Show Cause	SC	0.0	1	1	0	0%
Status Offense	ST	0.0	1	1	0	0%
Traffic	T	2.0	5	7	3	60%
Truancy/Runaway (Child in Need of Supervision)	TR	0.0	1	1	0	0%
Juvenile Total			23	56	16	69.6%
Totals			46	100	25	54.3%

New Cases



	Total Filings with %
Criminal Misdemeanor (CM)	15 33%
Custody Visitation (CV)	11 24%
Traffic (T)	5 11%
Civil Support (VS)	4 9%
Delinquency Misdemeanor (DM)	4 9%
Others	7 15%
Total	46 100%

Special Case Activities

Emergency Protective Order	PE	1.0	1
Emergency Custody Order	EC	1.0	4
Temporary Detention Order	TD	1.0	4

Commonwealth of Virginia
Caseload Statistics of the J&DR District Courts

Colonial Heights

December 2016

	Filing Type	Hearings Per Case	Filings	Hearings	Concluded	Clearance Rate
Adult						
Capias	CA	2.5	6	13	11	183%
Criminal Felony	CF	3.3	5	12	4	80%
Criminal Misdemeanor	CM	3.3	8	25	15	188%
Protective Order – Family Abuse	FP	2.0	4	7	2	50%
Show Cause	SC	3.7	14	40	10	71%
Restricted License - Support	SL	1.0	1	1	1	100%
Civil Support	VS	2.0	16	34	19	119%
Adult Total			54	132	62	114.8%
Juvenile						
Abuse or Neglect	AN	0.0	2	2	0	0%
Protective Order – Non Family Abuse	AP	2.0	1	2	1	100%
Capias	CA	0.0	0	2	0	0%
Custody Visitation	CV	3.2	25	92	39	156%
Delinquency Felony	DF	2.0	4	20	2	50%
Delinquency Misdemeanor	DM	3.9	23	75	7	30%
Initial Foster Care Review	IF	0.0	0	4	0	0%
Permanency Planning	PH	1.0	3	3	3	100%
Show Cause	SC	2.0	0	1	1	0%
Status Offense	ST	1.6	2	5	5	250%
Traffic	T	1.0	1	1	1	100%
Truancy/Runaway (Child in Need of Supervision)	TR	0.0	0	2	0	0%
Juvenile Total			61	209	59	96.7%
Totals			115	341	121	105.2%

New Cases



	Total Filings with %
Custody Visitation (CV)	25 22%
Delinquency Misdemeanor (DM)	23 20%
Civil Support (VS)	16 14%
Show Cause (SC)	14 12%
Criminal Misdemeanor (CM)	8 7%
Others	29 25%
Total	115 100%

Special Case Activities

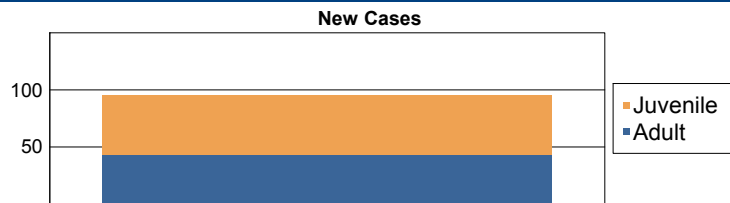
Non-Case	NC	1.0	2
Emergency Protective Order	PE	1.0	6
Emergency Custody Order	EC	1.0	2
Emergency Protective Order	PE	1.0	2

Commonwealth of Virginia
Caseload Statistics of the J&DR District Courts

Colonial Heights

November 2016

	Filing Type	Hearings Per Case	Filings	Hearings	Concluded	Clearance Rate
Adult						
Capias	CA	2.0	5	12	3	60%
Criminal Felony	CF	5.0	4	10	2	50%
Criminal Misdemeanor	CM	3.1	11	35	14	127%
Protective Order – Family Abuse	FP	1.8	2	5	4	200%
Motion - Modifv Protective Order	MP	1.0	1	2	1	100%
Remand Support	RS	1.0	3	3	3	100%
Show Cause	SC	1.8	11	22	6	55%
Restricted License - Support	SL	1.0	1	1	1	100%
Civil Support	VS	2.1	5	13	8	160%
Adult Total			43	103	42	97.7%
Juvenile						
Capias	CA	0.0	0	2	0	0%
Custody Visitation	CV	2.3	20	69	40	200%
Delinquency Felony	DF	2.0	5	24	2	40%
Delinquency Misdemeanor	DM	2.7	17	47	6	35%
Foster Care Review	FC	1.0	3	3	3	100%
Remand Custody	RC	1.0	2	2	2	100%
Remand Visitation	RV	1.0	2	2	2	100%
Show Cause	SC	0.0	1	1	0	0%
Status Offense	ST	1.0	1	1	1	100%
Traffic	T	1.5	1	2	2	200%
Juvenile Total			52	153	58	111.5%
Totals			95	256	100	105.3%



	Total Filings with %
Custody Visitation (CV)	20 21%
Delinquency Misdemeanor (DM)	17 18%
Show Cause (SC)	12 13%
Criminal Misdemeanor (CM)	11 12%
Capias (CA)	5 5%
Others	30 32%
Total	95 100%

Special Case Activities

Non-Case	NC	1.0	1
Emergency Protective Order	PE	1.0	4
Temporary Detention Order	TD	1.0	2

Commonwealth of Virginia
Caseload Statistics of the J&DR District Courts

Colonial Heights

October 2016

	Filing Type	Hearings Per Case	Filings	Hearings	Concluded	Clearance Rate
Adult						
Protective Order - Non Familv Abuse	AP	3.0	0	1	1	0%
Capias	CA	2.9	7	18	12	171%
Criminal Felonv	CF	2.3	1	13	6	600%
Criminal Misdemeanor	CM	3.1	15	48	20	133%
Protective Order – Familv Abuse	FP	1.5	3	5	2	67%
Remand Support	RS	1.0	1	1	1	100%
Show Cause	SC	3.7	4	35	11	275%
Civil Support	VS	1.6	14	25	12	86%
Adult Total			45	146	65	144.4%
Juvenile						
Abuse or Neglect	AN	3.0	0	1	1	0%
Capias	CA	0.0	0	1	0	0%
Custodv Visitation	CV	2.1	31	79	39	126%
Delinquencv Felonv	DF	6.4	10	39	8	80%
Delinquencv Misdemeanor	DM	6.1	18	64	16	89%
Paternity	PT	1.0	1	1	1	100%
Remand Custodv	RC	1.0	2	2	2	100%
Remand Visitation	RV	1.0	2	2	2	100%
Show Cause	SC	12.0	0	3	1	0%
Status Offense	ST	3.5	5	11	6	120%
Traffic	T	1.5	3	5	4	133%
Juvenile Total			72	208	80	111.1%
Totals			117	354	145	123.9%



	Total Filings with %
Custody Visitation (CV)	31 26%
Delinquency Misdemeanor (DM)	18 15%
Criminal Misdemeanor (CM)	15 13%
Civil Support (VS)	14 12%
Delinquency Felony (DF)	10 9%
Others	29 25%
Total	117 100%

Special Case Activities

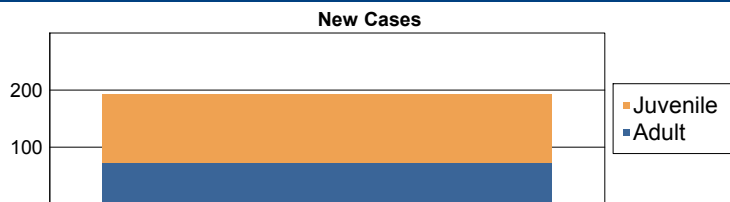
Emergency Protective Order	PE	1.0	13
----------------------------	----	-----	----

Commonwealth of Virginia
Caseload Statistics of the J&DR District Courts
September 2016

Colonial Heights

	Filing Type	Hearings Per Case	Filings	Hearings	Concluded	Clearance Rate
Adult						
Protective Order - Non Familv Abuse	AP	0.0	1	2	0	0%
Capias	CA	2.5	5	16	6	120%
Criminal Felonv	CF	3.2	2	17	11	550%
Criminal Misdemeanor	CM	2.4	17	69	22	129%
Protective Order – Familv Abuse	FP	3.0	4	12	6	150%
Motion - Modify Protective Order	MP	1.0	3	3	2	67%
Remand Support	RS	1.0	1	1	1	100%
Show Cause	SC	2.2	19	49	19	100%
Civil Support	VS	2.2	21	48	22	105%
Adult Total			73	217	89	121.9%
Juvenile						
Abuse or Neglect	AN	0.0	1	2	0	0%
Capias	CA	5.0	1	4	1	100%
Child in Need of Services	CS	0.0	0	2	0	0%
Custody Visitation	CV	2.0	73	160	65	89%
Delinquency Felonv	DF	2.2	13	28	5	38%
Delinquency Misdemeanor	DM	2.9	21	79	10	48%
Foster Care Review	FC	1.0	1	1	1	100%
Paternity	PT	2.0	0	1	1	0%
Remand Custody	RC	1.0	3	3	3	100%
Remand Visitation	RV	1.0	3	3	3	100%
Show Cause	SC	0.0	0	2	0	0%
Status Offense	ST	2.0	0	7	2	0%
Traffic	T	1.0	5	5	2	40%
Juvenile Total			121	297	93	76.9%

Totals			194	514	182	93.8%
---------------	--	--	------------	------------	------------	--------------



	Total Filings with %
Custody Visitation (CV)	73 38%
Civil Support (VS)	21 11%
Delinquency Misdemeanor (DM)	21 11%
Show Cause (SC)	19 10%
Criminal Misdemeanor (CM)	17 9%
Others	43 22%
Total	194 100%

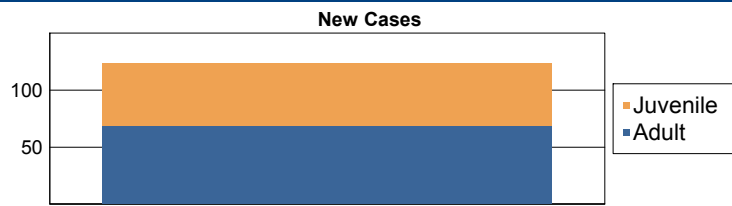
Special Case Activities

Emergency Protective Order	PE	1.0	9
Emergency Custody Order	EC	1.0	2
Temporary Detention Order	TD	1.0	2

Commonwealth of Virginia
Caseload Statistics of the J&DR District Courts
August 2016

Colonial Heights

	Filing Type	Hearings Per Case	Filings	Hearings	Concluded	Clearance Rate
Adult						
Capias	CA	2.8	6	11	4	67%
Criminal Felony	CF	2.3	10	18	6	60%
Criminal Misdemeanor	CM	2.6	22	44	11	50%
Protective Order – Family Abuse	FP	2.5	2	8	2	100%
Motion - Modifv Protective Order	MP	2.0	0	1	1	0%
Show Cause	SC	3.7	12	44	22	183%
Civil Support	VS	1.7	17	34	16	94%
Adult Total			69	160	62	89.9%
Juvenile						
Abuse or Neglect	AN	4.0	0	1	1	0%
Capias	CA	3.7	0	4	3	0%
Custody Visitation	CV	2.4	39	107	46	118%
Delinquency Felony	DF	3.2	0	47	20	0%
Delinquency Misdemeanor	DM	3.9	12	51	14	117%
Foster Care Review	FC	1.0	1	1	1	100%
Initial Foster Care Review	IF	2.0	0	4	4	0%
Show Cause	SC	3.3	1	7	4	400%
Status Offense	ST	2.0	1	7	4	400%
Traffic	T	2.0	1	4	4	400%
Truancy/Runaway (Child in Need of Supervision)	TR	0.0	0	1	0	0%
Juvenile Total			55	234	101	183.6%
Totals			124	394	163	131.5%



	Total Filings with %
Custody Visitation (CV)	39 31%
Criminal Misdemeanor (CM)	22 18%
Civil Support (VS)	17 14%
Show Cause (SC)	13 10%
Delinquency Misdemeanor (DM)	12 10%
Others	21 17%
Total	124 100%

Special Case Activities

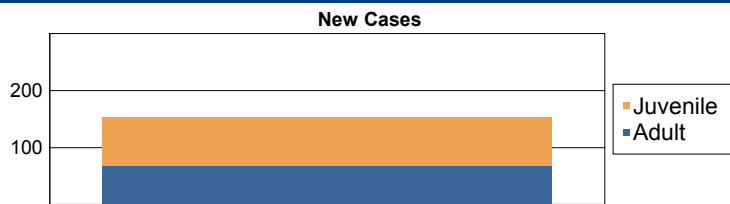
Emergency Protective Order	PE	1.0	11
----------------------------	----	-----	----

Commonwealth of Virginia
Caseload Statistics of the J&DR District Courts

Colonial Heights

July 2016

	Filing Type	Hearings Per Case	Filings	Hearings	Concluded	Clearance Rate
Adult						
Capias	CA	2.0	0	4	2	0%
Criminal Felonv	CF	2.8	8	26	5	63%
Criminal Misdemeanor	CM	3.0	17	39	9	53%
Protective Order – Family Abuse	FP	1.8	6	11	5	83%
Motion - Modifv Protective Order	MP	0.0	1	1	0	0%
Other	OT	4.0	0	1	1	0%
Show Cause	SC	2.3	13	40	12	92%
Civil Support	VS	1.8	24	35	18	75%
Adult Total			69	157	52	75.4%
Juvenile						
Abuse or Neglect	AN	4.0	0	2	2	0%
Capias	CA	3.0	0	4	1	0%
Child in Need of Services	CS	6.0	0	1	1	0%
Custody Visitation	CV	2.1	62	123	47	76%
Delinquency Felonv	DF	4.7	0	15	9	0%
Delinquency Misdemeanor	DM	4.9	12	46	18	150%
Initial Foster Care Review	IF	1.0	2	2	2	100%
Paternity	PT	0.0	1	1	0	0%
Show Cause	SC	4.6	0	5	5	0%
Status Offense	ST	1.0	8	8	2	25%
Traffic	T	2.0	0	2	1	0%
Truancy/Runaway (Child in Need of Supervision)	TR	0.0	0	1	0	0%
Juvenile Total			85	210	88	103.5%
Totals			154	367	140	90.9%



	Total Filings with %
Custody Visitation (CV)	62 40%
Civil Support (VS)	24 16%
Criminal Misdemeanor (CM)	17 11%
Show Cause (SC)	13 8%
Delinquency Misdemeanor (DM)	12 8%
Others	26 17%
Total	154 100%

Special Case Activities

Emergency Protective Order	PE	1.0	17
Temporary Detention Order	TD	1.0	2

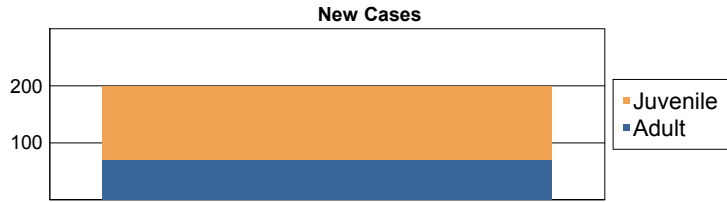
Commonwealth of Virginia
Caseload Statistics of the J&DR District Courts

Colonial Heights

June 2016

	Filing Type	Hearings Per Case	Filings	Hearings	Concluded	Clearance Rate
Adult						
Capias	CA	2.6	4	10	5	125%
Criminal Felony	CF	3.1	10	39	23	230%
Criminal Misdemeanor	CM	2.9	12	31	10	83%
Protective Order – Family Abuse	FP	1.8	5	9	5	100%
Motion - Modifv Protective Order	MP	1.0	2	2	2	100%
Other	OT	0.0	0	2	0	0%
Remand Support	RS	1.0	3	3	3	100%
Show Cause	SC	3.7	16	51	9	56%
Civil Support	VS	1.8	17	36	26	153%
Adult Total			69	183	83	120.3%
Juvenile						
Abuse or Neglect	AN	0.0	0	2	0	0%
Capias	CA	12.0	0	6	2	0%
Child in Need of Services	CS	1.0	2	3	1	50%
Custody Visitation	CV	2.4	63	110	55	87%
Delinquency Felony	DF	7.5	28	58	12	43%
Delinquency Misdemeanor	DM	5.7	22	100	31	141%
Foster Care Review	FC	1.0	2	2	2	100%
Paternity	PT	1.0	1	1	1	100%
Remand Custody	RC	1.0	1	1	1	100%
Remand Visitation	RV	1.0	1	1	1	100%
Show Cause	SC	7.2	0	18	6	0%
Status Offense	ST	2.4	5	14	10	200%
Traffic	T	2.8	5	12	9	180%
Truancy/Runaway (Child in Need of Supervision)	TR	9.0	0	2	2	0%
Juvenile Total			130	330	133	102.3%

Totals			199	513	216	108.5%
---------------	--	--	------------	------------	------------	---------------



	Total Filings with %
Custody Visitation (CV)	63 32%
Delinquency Felony (DF)	28 14%
Delinquency Misdemeanor (DM)	22 11%
Civil Support (VS)	17 9%
Show Cause (SC)	16 8%
Others	53 27%
Total	199 100%

Special Case Activities

Emergency Protective Order	PE	1.0	2
Emergency Custody Order	EC	1.0	2
Temporary Detention Order	TD	1.0	2

	Filing Type	Hearings Per Case	Filings	Hearings	Concluded	Clearance Rate
Adult						
Capias	CA	2.5	3	10	4	133%
Criminal Felony	CF	2.8	11	28	10	91%
Criminal Misdemeanor	CM	3.1	11	47	19	173%
Protective Order – Family Abuse	FP	2.3	4	8	4	100%
Show Cause	SC	2.4	19	50	15	79%
Restricted License - Support	SL	1.0	1	1	1	100%
Civil Support	VS	1.5	26	43	22	85%
Adult Total			75	187	75	100.0%
Juvenile						
Abuse or Neglect	AN	0.0	2	4	0	0%
Capias	CA	0.0	1	3	0	0%
Custody Visitation	CV	1.6	54	110	49	91%
Delinquency Felony	DF	0.0	2	14	0	0%
Delinquency Misdemeanor	DM	4.8	8	32	10	125%
Initial Foster Care Review	IF	0.0	4	4	0	0%
Paternity	PT	1.0	2	2	2	100%
Show Cause	SC	2.0	2	6	1	50%
Status Offense	ST	2.0	0	2	1	0%
Traffic	T	1.6	4	11	5	125%
Truancy/Runaway (Child in Need of Supervision)	TR	0.0	1	5	0	0%
Juvenile Total			80	193	68	85.0%
Totals			155	380	143	92.3%



	Total Filings with %
Custody Visitation (CV)	54 35%
Civil Support (VS)	26 17%
Show Cause (SC)	21 14%
Criminal Felony (CF)	11 7%
Criminal Misdemeanor (CM)	11 7%
Others	32 21%
Total	155 100%

Special Case Activities

Emergency Protective Order	PE	1.0	10
Emergency Custody Order	EC	1.0	6
Temporary Detention Order	TD	1.0	14

Commonwealth of Virginia
Caseload Statistics of the J&DR District Courts

Colonial Heights

April 2016

	Filing Type	Hearings Per Case	Filings	Hearings	Concluded	Clearance Rate
Adult						
Capias	CA	3.7	0	7	3	0%
Criminal Felony	CF	3.8	7	38	10	143%
Criminal Misdemeanor	CM	2.7	14	47	20	143%
Protective Order – Family Abuse	FP	1.8	5	9	6	120%
Show Cause	SC	3.1	24	68	26	108%
Civil Support	VS	1.4	19	32	16	84%
Adult Total			69	201	81	117.4%
Juvenile						
Capias	CA	2.5	2	8	4	200%
Relief of Custody	CR	2.0	0	1	1	0%
Child in Need of Services	CS	2.0	0	2	1	0%
Custody Visitation	CV	1.6	55	94	40	73%
Delinquency Felony	DF	3.6	4	28	7	175%
Delinquency Misdemeanor	DM	4.6	4	49	14	350%
Initial Foster Care Review	IF	1.0	3	3	3	100%
Show Cause	SC	3.7	3	9	3	100%
Status Offense	ST	1.0	4	4	3	75%
Traffic	T	2.0	2	7	1	50%
Truancy/Runaway (Child in Need of Supervision)	TR	0.0	1	1	0	0%
Juvenile Total			78	206	77	98.7%
Totals			147	407	158	107.5%



	Total Filings with %
Custody Visitation (CV)	55 37%
Show Cause (SC)	27 18%
Civil Support (VS)	19 13%
Criminal Misdemeanor (CM)	14 10%
Criminal Felony (CF)	7 5%
Others	25 17%
Total	147 100%

Special Case Activities

Emergency Protective Order	PE	1.0	7
Emergency Protective Order	PE	1.0	2
Temporary Detention Order	TD	1.0	2

**Commonwealth of Virginia
Caseload Statistics of the J&DR District Courts**

Colonial Heights

March 2016

	Filing Type	Hearings Per Case	Filings	Hearings	Concluded	Clearance Rate
Adult						
Capias	CA	2.6	9	16	8	89%
Criminal Felony	CF	2.5	7	35	12	171%
Criminal Misdemeanor	CM	3.3	16	52	23	144%
Protective Order – Family Abuse	FP	2.0	4	8	2	50%
Other	OT	0.0	1	1	0	0%
Show Cause	SC	3.1	11	44	15	136%
Civil Support	VS	2.1	23	36	22	96%
Adult Total			71	192	82	115.5%
Juvenile						
Capias	CA	4.5	1	5	2	200%
Child in Need of Services	CS	0.0	1	1	0	0%
Custody Visitation	CV	2.7	34	71	31	91%
Delinquency Felony	DF	3.3	6	36	9	150%
Delinquency Misdemeanor	DM	3.3	3	57	22	733%
Show Cause	SC	5.0	0	6	4	0%
Status Offense	ST	5.0	4	7	1	25%
Traffic	T	1.0	9	10	3	33%
Truancy/Runaway (Child in Need of Supervision)	TR	7.0	0	2	1	0%
Juvenile Total			58	195	73	125.9%
Totals			129	387	155	120.2%



	Total Filings with %	
Custody Visitation (CV)	34	26%
Civil Support (VS)	23	18%
Criminal Misdemeanor (CM)	16	12%
Show Cause (SC)	11	9%
Capias (CA)	10	8%
Others	35	27%
Total	129	100%

Special Case Activities

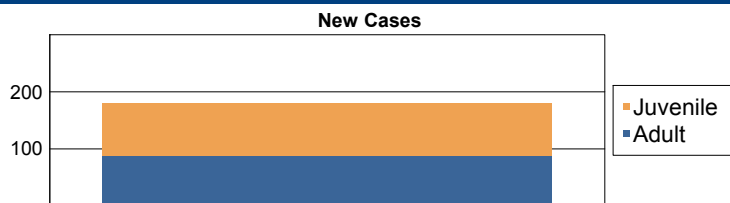
Emergency Protective Order	PE	1.0	9
----------------------------	----	-----	---

Commonwealth of Virginia
Caseload Statistics of the J&DR District Courts

Colonial Heights

February 2016

	Filing Type	Hearings Per Case	Filings	Hearings	Concluded	Clearance Rate
Adult						
Capias	CA	3.3	5	21	9	180%
Criminal Felony	CF	2.6	24	46	10	42%
Criminal Misdemeanor	CM	2.8	13	68	31	238%
Protective Order – Family Abuse	FP	2.1	6	14	7	117%
Remand Support	RS	1.0	1	1	1	100%
Show Cause	SC	3.6	15	42	14	93%
Civil Support	VS	1.7	23	38	22	96%
Adult Total			87	230	94	108.0%
Juvenile						
Abuse or Neglect	AN	3.1	1	11	9	900%
Capias	CA	0.0	2	7	0	0%
Relief of Custody	CR	0.0	1	1	0	0%
Child in Need of Services	CS	1.0	1	3	1	100%
Custody Visitation	CV	3.0	32	64	30	94%
Delinquency Felony	DF	7.6	15	41	12	80%
Delinquency Misdemeanor	DM	3.6	19	61	12	63%
Initial Foster Care Review	IF	1.0	3	3	3	100%
Permanency Planning	PH	1.0	1	1	1	100%
Remand Custody	RC	1.0	1	1	1	100%
Remand Visitation	RV	1.0	1	1	1	100%
Show Cause	SC	3.7	0	9	3	0%
Status Offense	ST	1.0	7	7	4	57%
Traffic	T	2.2	5	8	9	180%
Termination of Parental Rights	TP	1.0	2	2	2	100%
Truancy/Runaway (Child in Need of Supervision)	TR	1.0	2	3	2	100%
Juvenile Total			93	223	90	96.8%
Totals			180	453	184	102.2%



	Total Filings with %
Custody Visitation (CV)	32 18%
Criminal Felony (CF)	24 13%
Civil Support (VS)	23 13%
Delinquency Misdemeanor (DM)	19 11%
Delinquency Felony (DF)	15 8%
Others	67 37%
Total	180 100%

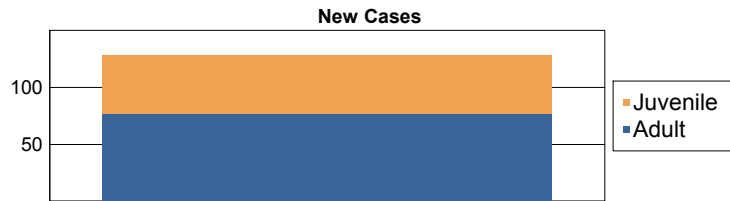
Special Case Activities

Emergency Protective Order	PE	1.0	9
----------------------------	----	-----	---

Commonwealth of Virginia
Caseload Statistics of the J&DR District Courts
January 2016

Colonial Heights

	Filing Type	Hearings Per Case	Filings	Hearings	Concluded	Clearance Rate
Adult						
Protective Order - Non Family Abuse	AP	3.0	0	2	1	0%
Capias	CA	2.7	4	13	3	75%
Criminal Felony	CF	3.0	15	32	6	40%
Criminal Misdemeanor	CM	3.0	21	49	10	48%
Protective Order – Family Abuse	FP	2.5	5	8	2	40%
Show Cause	SC	2.0	12	42	8	67%
Civil Support	VS	1.9	20	38	22	110%
Adult Total			77	184	52	67.5%
Juvenile						
Abuse or Neglect	AN	4.0	0	10	1	0%
Capias	CA	0.0	1	4	0	0%
Child in Need of Services	CS	0.0	0	1	0	0%
Custody Visitation	CV	2.1	26	83	40	154%
Delinquency Felony	DF	3.1	2	36	10	500%
Delinquency Misdemeanor	DM	3.3	12	66	15	125%
Show Cause	SC	1.8	3	16	5	167%
Status Offense	ST	2.0	1	8	6	600%
Traffic	T	1.5	6	10	4	67%
Truancy/Runaway (Child in Need of Supervision)	TR	0.0	0	2	0	0%
Juvenile Total			51	236	81	158.8%
Totals			128	420	133	103.9%



	Total Filings with %
Custody Visitation (CV)	26 20%
Criminal Misdemeanor (CM)	21 16%
Civil Support (VS)	20 16%
Criminal Felony (CF)	15 12%
Show Cause (SC)	15 12%
Others	31 24%
Total	128 100%

Special Case Activities

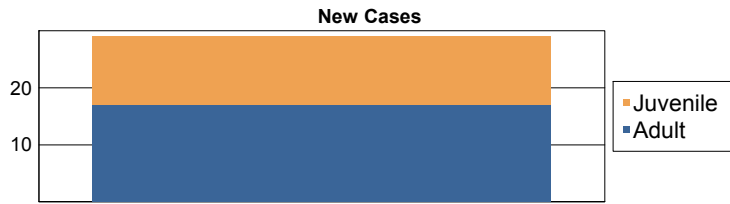
Emergency Protective Order	PE	1.0	10
----------------------------	----	-----	----

Commonwealth of Virginia
Caseload Statistics of the J&DR District Courts

Craig

December 2016

	Filing Type	Hearings Per Case	Filings	Hearings	Concluded	Clearance Rate
Adult						
Capias	CA	4.0	1	3	1	100%
Criminal Misdemeanor	CM	0.0	6	12	0	0%
Protective Order – Family Abuse	FP	0.0	0	1	0	0%
Show Cause	SC	3.0	4	9	3	75%
Civil Support	VS	1.1	6	9	7	117%
Adult Total			17	34	11	64.7%
Juvenile						
Custody Visitation	CV	1.9	8	15	7	88%
Delinquency Misdemeanor	DM	0.0	3	4	0	0%
Traffic	T	0.0	1	2	0	0%
Juvenile Total			12	21	7	58.3%
Totals			29	55	18	62.1%



	Total Filings with %	
Custody Visitation (CV)	8	28%
Civil Support (VS)	6	21%
Criminal Misdemeanor (CM)	6	21%
Show Cause (SC)	4	14%
Delinquency Misdemeanor (DM)	3	10%
Others	2	7%
Total	29	100%

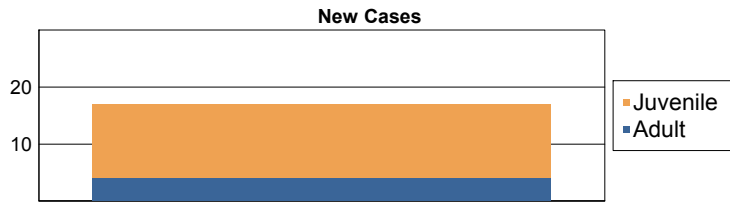
Special Case Activities

Emergency Protective Order	PE	1.0	4
Non-Case	NC	1.0	1

Commonwealth of Virginia
Caseload Statistics of the J&DR District Courts
November 2016

Craig

	Filing Type	Hearings Per Case	Filings	Hearings	Concluded	Clearance Rate
Adult						
Criminal Misdemeanor	CM	2.5	1	4	2	200%
Protective Order – Familv Abuse	FP	2.7	0	3	3	0%
Show Cause	SC	2.0	2	7	2	100%
Civil Support	VS	3.0	1	5	1	100%
Adult Total			4	19	8	200.0%
Juvenile						
Custody Visitation	CV	3.3	9	32	10	111%
Foster Care Review	FC	1.0	4	4	4	100%
Truancy/Runaway (Child in Need of Supervision)	TR	5.0	0	2	1	0%
Juvenile Total			13	38	15	115.4%
Totals			17	57	23	135.3%



	Total Filings with %	
Custody Visitation (CV)	9	53%
Foster Care Review (FC)	4	24%
Show Cause (SC)	2	12%
Civil Support (VS)	1	6%
Criminal Misdemeanor (CM)	1	6%
Others	0	0%
Total	17	100%

Special Case Activities

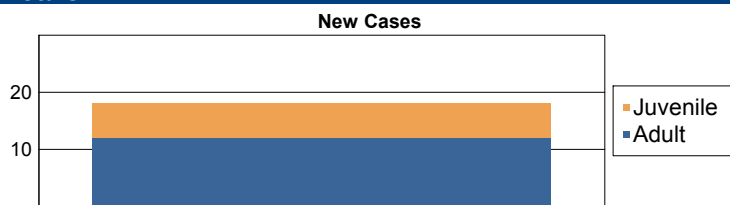
Emergency Protective Order	PE	1.0	2
----------------------------	----	-----	---

Commonwealth of Virginia
Caseload Statistics of the J&DR District Courts

Craig

October 2016

	Filing Type	Hearings Per Case	Filings	Hearings	Concluded	Clearance Rate
Adult						
Capias	CA	0.0	0	1	0	0%
Criminal Misdemeanor	CM	0.0	4	8	0	0%
Protective Order – Family Abuse	FP	0.0	2	3	0	0%
Show Cause	SC	4.0	3	5	2	67%
Civil Support	VS	1.0	3	6	3	100%
Adult Total			12	23	5	41.7%
Juvenile						
Abuse or Neglect	AN	4.0	0	2	2	0%
Custody Visitation	CV	2.0	5	20	3	60%
Delinquency Misdemeanor	DM	4.0	0	4	2	0%
Traffic	T	2.0	0	1	1	0%
Truancy/Runaway (Child in Need of Supervision)	TR	1.0	1	2	1	100%
Juvenile Total			6	29	9	150.0%
Totals			18	52	14	77.8%



	Total Filings with %	
Custody Visitation (CV)	5	28%
Criminal Misdemeanor (CM)	4	22%
Civil Support (VS)	3	17%
Show Cause (SC)	3	17%
Protective Order – Family Abuse (FP)	2	11%
Others	1	6%
Total	18	100%

Special Case Activities

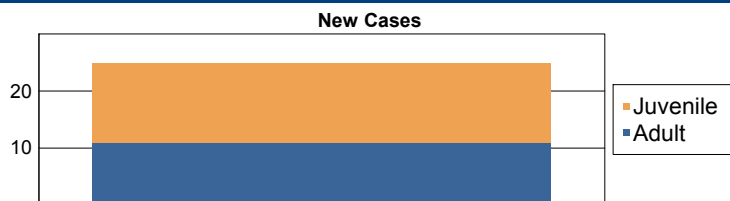
Emergency Protective Order	PE	1.0	2
----------------------------	----	-----	---

Commonwealth of Virginia
Caseload Statistics of the J&DR District Courts

Craig

September 2016

	Filing Type	Hearings Per Case	Filings	Hearings	Concluded	Clearance Rate
Adult						
Criminal Felonv	CF	0.0	0	2	0	0%
Criminal Misdemeanor	CM	3.7	1	3	3	300%
Protective Order – Family Abuse	FP	2.0	2	4	1	50%
Show Cause	SC	2.0	1	5	1	100%
Civil Support	VS	1.4	7	10	7	100%
Adult Total			11	24	12	109.1%
Juvenile						
Abuse or Neglect	AN	0.0	0	2	0	0%
Custody Visitation	CV	2.3	13	22	9	69%
Delinquency Felonv	DF	0.0	0	8	0	0%
Delinquency Misdemeanor	DM	0.0	0	11	0	0%
Permanency Planning	PH	1.0	1	1	1	100%
Truancy/Runaway (Child in Need of Supervision)	TR	0.0	0	1	0	0%
Juvenile Total			14	45	10	71.4%
Totals			25	69	22	88.0%



	Total Filings with %	
Custody Visitation (CV)	13	52%
Civil Support (VS)	7	28%
Protective Order – Family Abuse (FP)	2	8%
Criminal Misdemeanor (CM)	1	4%
Permanency Planning (PH)	1	4%
Others	1	4%
Total	25	100%


Special Case Activities

Emergency Protective Order	PE	1.0	1
----------------------------	----	-----	---

Commonwealth of Virginia
Caseload Statistics of the J&DR District Courts
August 2016

Craig

	Filing Type	Hearings Per Case	Filings	Hearings	Concluded	Clearance Rate
Adult						
Capias	CA	5.0	0	2	1	0%
Criminal Misdemeanor	CM	5.0	0	2	1	0%
Protective Order – Family Abuse	FP	2.0	2	4	2	100%
Show Cause	SC	0.0	2	3	0	0%
Civil Support	VS	1.7	4	5	3	75%
Adult Total			8	16	7	87.5%
Juvenile						
Abuse or Neglect	AN	0.0	2	4	0	0%
Custody Visitation	CV	1.1	16	25	10	63%
Delinquency Misdemeanor	DM	0.0	8	9	0	0%
Foster Care Review	FC	1.0	1	1	1	100%
Juvenile Total			27	39	11	40.7%
Totals			35	55	18	51.4%



	Total Filings with %	
Custody Visitation (CV)	16	46%
Delinquency Misdemeanor (DM)	8	23%
Civil Support (VS)	4	11%
Abuse or Neglect (AN)	2	6%
Protective Order – Family Abuse (FP)	2	6%
Others	3	9%
Total	35	100%

Special Case Activities

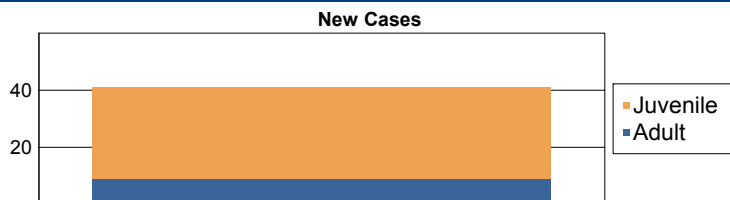
Emergency Protective Order	PE	1.0	1
----------------------------	----	-----	---

Commonwealth of Virginia
Caseload Statistics of the J&DR District Courts

Craig

July 2016

	Filing Type	Hearings Per Case	Filings	Hearings	Concluded	Clearance Rate
Adult						
Capias	CA	0.0	0	4	0	0%
Criminal Felonv	CF	0.0	0	2	0	0%
Criminal Misdemeanor	CM	2.5	1	4	2	200%
Protective Order – Family Abuse	FP	2.0	1	3	2	200%
Show Cause	SC	1.8	3	7	4	133%
Civil Support	VS	1.8	4	10	6	150%
Adult Total			9	30	14	155.6%
Juvenile						
Abuse or Neglect	AN	4.0	0	1	1	0%
Custody Visitation	CV	1.3	20	29	16	80%
Delinquency Felonv	DF	0.0	4	4	0	0%
Delinquency Misdemeanor	DM	0.0	2	2	0	0%
Initial Foster Care Review	IF	1.0	4	4	4	100%
Motion - Modifv Protective Order	MP	4.0	0	4	2	0%
Traffic	T	1.0	2	2	2	100%
Truancy/Runaway (Child in Need of Supervision)	TR	0.0	0	1	0	0%
Juvenile Total			32	47	25	78.1%
Totals			41	77	39	95.1%




	Total Filings with %	
Custody Visitation (CV)	20	49%
Civil Support (VS)	4	10%
Delinquency Felony (DF)	4	10%
Initial Foster Care Review (IF)	4	10%
Show Cause (SC)	3	7%
Others	6	15%
Total	41	100%

Commonwealth of Virginia
Caseload Statistics of the J&DR District Courts

Craig

June 2016

	Filing Type	Hearings Per Case	Filings	Hearings	Concluded	Clearance Rate
Adult						
Criminal Felonv	CF	2.0	0	1	1	0%
Criminal Misdemeanor	CM	3.0	1	3	2	200%
Protective Order – Family Abuse	FP	0.0	1	1	0	0%
Show Cause	SC	2.5	2	4	2	100%
Civil Support	VS	1.1	7	9	7	100%
Adult Total			11	18	12	109.1%
Juvenile						
Abuse or Neglect	AN	0.0	0	1	0	0%
Custody Visitation	CV	1.9	12	21	16	133%
Delinquency Felonv	DF	0.0	0	4	0	0%
Delinquency Misdemeanor	DM	4.0	0	1	1	0%
Foster Care Review	FC	1.3	3	4	3	100%
Motion - Modifv Protective Order	MP	0.0	2	4	0	0%
Traffic	T	1.5	2	3	2	100%
Termination of Parental Rights	TP	1.0	1	1	1	100%
Truancy/Runaway (Child in Need of Supervision)	TR	0.0	0	3	0	0%
Juvenile Total			20	42	23	115.0%
Totals			31	60	35	112.9%



	Total Filings with %	
Custody Visitation (CV)	12	39%
Civil Support (VS)	7	23%
Foster Care Review (FC)	3	10%
Motion - Modify Protective Order (MP)	2	6%
Show Cause (SC)	2	6%
Others	5	16%
Total	31	100%

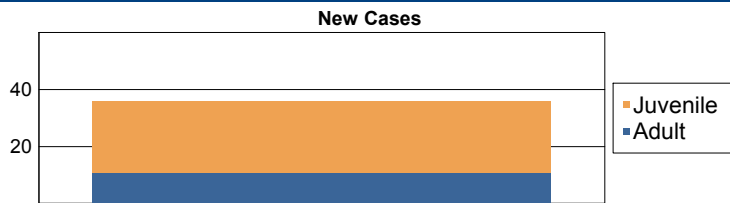
Special Case Activities

Non-Case	NC	1.0	1
Emergency Protective Order	PE	1.0	3

Commonwealth of Virginia
Caseload Statistics of the J&DR District Courts
 May 2016

Craig

	Filing Type	Hearings Per Case	Filings	Hearings	Concluded	Clearance Rate
Adult						
Criminal Felony	CF	2.0	1	4	1	100%
Criminal Misdemeanor	CM	2.0	0	3	3	0%
Show Cause	SC	4.0	3	9	7	233%
Civil Support	VS	2.2	7	14	9	129%
Adult Total			11	30	20	181.8%
Juvenile						
Abuse or Neglect	AN	0.0	1	2	0	0%
Custody Visitation	CV	1.7	18	33	13	72%
Delinquency Felony	DF	4.0	4	5	1	25%
Remand Visitation	RV	1.0	2	2	2	100%
Truancy/Runaway (Child in Need of Supervision)	TR	3.0	0	1	1	0%
Juvenile Total			25	43	17	68.0%
Totals			36	73	37	102.8%



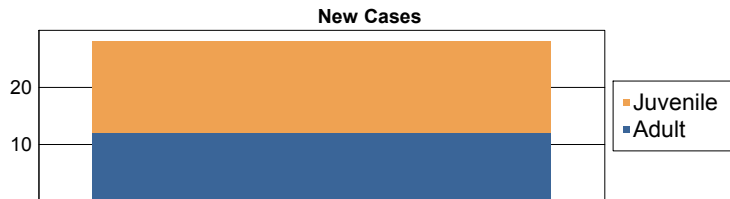
	Total Filings with %	
Custody Visitation (CV)	18	50%
Civil Support (VS)	7	19%
Delinquency Felony (DF)	4	11%
Show Cause (SC)	3	8%
Remand Visitation (RV)	2	6%
Others	2	6%
Total	36	100%

Commonwealth of Virginia
Caseload Statistics of the J&DR District Courts

Craig

April 2016

	Filing Type	Hearings Per Case	Filings	Hearings	Concluded	Clearance Rate
Adult						
Capias	CA	0.0	1	3	0	0%
Criminal Felony	CF	3.0	3	7	2	67%
Criminal Misdemeanor	CM	5.0	1	5	4	400%
Protective Order – Family Abuse	FP	2.0	1	3	2	200%
Remand Support	RS	1.0	1	1	1	100%
Show Cause	SC	2.5	1	9	2	200%
Civil Support	VS	2.3	4	8	3	75%
Adult Total			12	36	14	116.7%
Juvenile						
Abuse or Neglect	AN	5.0	0	3	1	0%
Custody Visitation	CV	4.5	3	19	13	433%
Delinquency Felony	DF	0.0	0	1	0	0%
Delinquency Misdemeanor	DM	3.3	3	8	3	100%
Foster Care Review	FC	1.0	2	2	2	100%
Initial Foster Care Review	IF	1.0	1	1	1	100%
Permanency Planning	PH	1.0	1	1	1	100%
Remand Custody	RC	1.0	2	2	2	100%
Traffic	T	1.0	4	4	2	50%
Truancy/Runaway (Child in Need of Supervision)	TR	0.0	0	1	0	0%
Juvenile Total			16	42	25	156.3%
Totals			28	78	39	139.3%



	Total Filings with %	
Civil Support (VS)	4	14%
Traffic (T)	4	14%
Criminal Felony (CF)	3	11%
Custody Visitation (CV)	3	11%
Delinquency Misdemeanor (DM)	3	11%
Others	11	39%
Total	28	100%

Special Case Activities


Emergency Protective Order	PE	1.0	1
----------------------------	----	-----	---

Commonwealth of Virginia
Caseload Statistics of the J&DR District Courts

Craig

March 2016

	Filing Type	Hearings Per Case	Filings	Hearings	Concluded	Clearance Rate
Adult						
Capias	CA	0.0	1	1	0	0%
Criminal Misdemeanor	CM	0.0	2	2	0	0%
Protective Order – Family Abuse	FP	0.0	1	1	0	0%
Motion - Modify Protective Order	MP	1.0	1	1	1	100%
Show Cause	SC	0.0	6	9	0	0%
Civil Support	VS	1.5	3	8	4	133%
Adult Total			14	22	5	35.7%
Juvenile						
Abuse or Neglect	AN	0.0	0	1	0	0%
Child in Need of Services	CS	3.0	0	1	1	0%
Custody Visitation	CV	3.5	0	9	4	0%
Delinquency Misdemeanor	DM	2.0	0	3	2	0%
Foster Care Review	FC	1.0	2	2	2	100%
Traffic	T	2.0	0	0	1	0%
Truancy/Runaway (Child in Need of Supervision)	TR	5.0	0	2	1	0%
Juvenile Total			2	18	11	550.0%
Totals			16	40	16	100.0%



	Total Filings with %	
Show Cause (SC)	6	38%
Civil Support (VS)	3	19%
Criminal Misdemeanor (CM)	2	13%
Foster Care Review (FC)	2	13%
Capias (CA)	1	6%
Others	2	13%
Total	16	100%

Special Case Activities

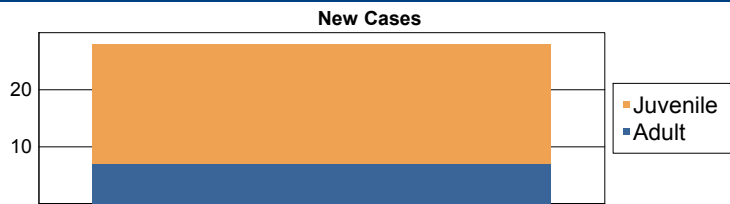
Emergency Protective Order	PE	1.0	3
----------------------------	----	-----	---

Commonwealth of Virginia
Caseload Statistics of the J&DR District Courts

Craig

February 2016

	Filing Type	Hearings Per Case	Filings	Hearings	Concluded	Clearance Rate
Adult						
Capias	CA	0.0	0	1	0	0%
Criminal Felonv	CF	8.0	0	3	1	0%
Criminal Misdemeanor	CM	4.1	0	9	7	0%
Show Cause	SC	2.0	2	6	1	50%
Civil Support	VS	1.8	5	10	4	80%
Adult Total			7	29	13	185.7%
Juvenile						
Abuse or Neglect	AN	0.0	1	1	0	0%
Child in Need of Services	CS	0.0	0	1	0	0%
Custody Visitation	CV	1.5	13	31	13	100%
Delinquency Felonv	DF	2.0	0	1	1	0%
Delinquency Misdemeanor	DM	0.0	3	3	0	0%
Traffic	T	3.0	1	2	1	100%
Truancy/Runaway (Child in Need of Supervision)	TR	0.0	3	3	0	0%
Juvenile Total			21	42	15	71.4%
Totals			28	71	28	100.0%



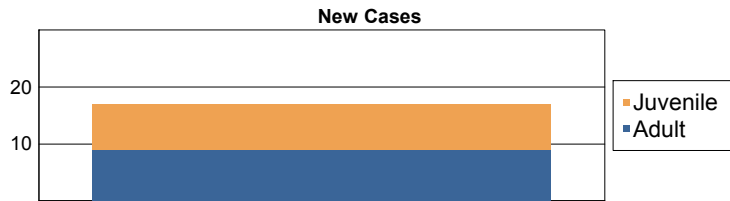
	Total Filings with %
Custody Visitation (CV)	13 46%
Civil Support (VS)	5 18%
Delinquency Misdemeanor (DM)	3 11%
Truancy/Runaway (Child in Need of S	3 11%
Show Cause (SC)	2 7%
Others	2 7%
Total	28 100%

Commonwealth of Virginia
Caseload Statistics of the J&DR District Courts

Craig

January 2016

	Filing Type	Hearings Per Case	Filings	Hearings	Concluded	Clearance Rate
Adult						
Criminal Felony	CF	0.0	2	3	0	0%
Criminal Misdemeanor	CM	0.0	1	5	0	0%
Protective Order – Family Abuse	FP	3.0	2	4	1	50%
Show Cause	SC	1.5	3	4	2	67%
Civil Support	VS	2.5	1	3	2	200%
Adult Total			9	19	5	55.6%
Juvenile						
Child in Need of Services	CS	0.0	1	1	0	0%
Custody Visitation	CV	2.7	5	8	3	60%
Delinquency Felony	DF	0.0	1	1	0	0%
Delinquency Misdemeanor	DM	4.6	0	11	5	0%
Remand Custody	RC	1.0	1	1	1	100%
Traffic	T	0.0	0	1	0	0%
Juvenile Total			8	23	9	112.5%
Totals			17	42	14	82.4%



	Total Filings with %
Custody Visitation (CV)	5 29%
Show Cause (SC)	3 18%
Criminal Felony (CF)	2 12%
Protective Order – Family Abuse (FP)	2 12%
Child in Need of Services (CS)	1 6%
Others	4 24%
Total	17 100%

Special Case Activities

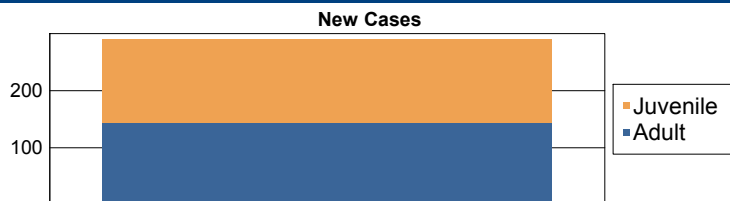
Emergency Protective Order	PE	1.0	3
----------------------------	----	-----	---

Commonwealth of Virginia
Caseload Statistics of the J&DR District Courts

Culpeper

December 2016

	Filing Type	Hearings Per Case	Filings	Hearings	Concluded	Clearance Rate
Adult						
Capias	CA	2.1	5	15	7	140%
Criminal Felony	CF	2.3	6	21	11	183%
Criminal Misdemeanor	CM	3.2	21	93	26	124%
Protective Order – Family Abuse	FP	2.2	14	29	15	107%
Motion - Modifv Protective Order	MP	1.3	3	4	4	133%
Other	OT	0.0	1	1	0	0%
Protective Order - Violation of Protective Order Conviction	PV	1.0	2	2	2	100%
Remand Support	RS	1.0	3	3	3	100%
Show Cause	SC	2.5	45	141	39	87%
Restricted License - Support	SL	1.0	1	1	1	100%
Civil Support	VS	2.0	43	84	39	91%
Adult Total			144	394	147	102.1%
Juvenile						
Abuse or Neglect	AN	5.0	8	14	2	25%
Capias	CA	0.0	1	1	0	0%
Relief of Custody	CR	3.0	0	2	2	0%
Child in Need of Services	CS	4.2	3	17	6	200%
Custody Visitation	CV	2.7	91	280	134	147%
Delinquency Felony	DF	6.0	4	33	2	50%
Delinquency Misdemeanor	DM	4.3	8	44	22	275%
Foster Care Review	FC	1.0	1	3	1	100%
Initial Foster Care Review	IF	1.0	3	4	3	100%
Juvenile Support	JS	0.0	1	1	0	0%
Motion - Modifv Protective Order	MP	1.0	3	3	3	100%
Permanency Planning	PH	1.0	7	11	6	86%
Paternity	PT	2.0	1	2	1	100%
Remand Custody	RC	1.0	4	4	4	100%
Child at Risk of Abuse or Neglect	RI	3.0	1	6	3	300%
Remand Visitation	RV	1.0	4	4	4	100%
Show Cause	SC	4.0	0	6	3	0%
Traffic	T	1.3	4	5	3	75%
Termination of Parental Rights	TP	0.0	0	10	0	0%
Truancy/Runaway (Child in Need of Supervision)	TR	5.0	2	3	1	50%
Juvenile Total			146	453	200	137.0%
Totals			290	847	347	119.7%



	Total Filings with %	
Custody Visitation (CV)	91	31%
Show Cause (SC)	45	16%
Civil Support (VS)	43	15%
Criminal Misdemeanor (CM)	21	7%
Protective Order – Family Abuse (FP)	14	5%
Others	76	26%
Total	290	100%

Special Case Activities

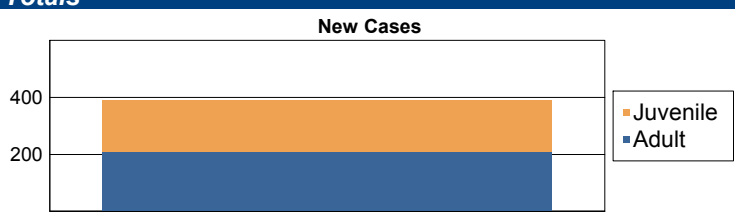
Emergency Protective Order	PE	1.0	18
Temporary Detention Order	TD	1.0	4

Commonwealth of Virginia
Caseload Statistics of the J&DR District Courts

Culpeper

November 2016

	Filing Type	Hearings Per Case	Filings	Hearings	Concluded	Clearance Rate
Adult						
Capias	CA	2.5	8	21	13	163%
Criminal Felony	CF	2.7	14	36	11	79%
Criminal Misdemeanor	CM	3.3	23	51	16	70%
Protective Order – Family Abuse	FP	1.9	19	34	15	79%
Motion - Modifv Protective Order	MP	1.5	2	3	2	100%
Other	OT	1.0	1	1	1	100%
Protective Order - Violation of Protective Order Conviction	PV	1.5	1	2	2	200%
Remand Support	RS	1.0	1	1	1	100%
Show Cause	SC	2.3	88	145	54	61%
Restricted License - Support	SL	1.0	1	1	1	100%
Civil Support	VS	2.1	52	94	55	106%
Adult Total			210	389	171	81.4%
Juvenile						
Abuse or Neglect	AN	4.2	2	13	5	250%
Capias	CA	1.0	2	2	2	100%
Relief of Custody	CR	0.0	2	4	0	0%
Child in Need of Services	CS	1.7	8	27	6	75%
Custody Visitation	CV	2.3	131	335	124	95%
Delinquency Felony	DF	6.8	0	38	12	0%
Delinquency Misdemeanor	DM	3.7	7	53	28	400%
Entrustment Agreement	ET	2.0	0	1	1	0%
Foster Care Review	FC	2.0	0	2	2	0%
Initial Foster Care Review	IF	1.0	1	1	1	100%
Permanency Planning	PH	2.4	9	14	14	156%
Paternity	PT	2.0	0	1	1	0%
Remand Custody	RC	1.5	1	2	2	200%
Child at Risk of Abuse or Neglect	RI	2.0	4	8	2	50%
Remand Visitation	RV	1.5	1	2	2	200%
Show Cause	SC	12.5	7	12	2	29%
Status Offense	ST	2.7	1	8	3	300%
Traffic	T	2.0	5	10	3	60%
Termination of Parental Rights	TP	0.0	0	10	0	0%
Truancy/Runaway (Child in Need of Supervision)	TR	3.0	0	9	4	0%
	VA	1.0	1	1	1	100%
Juvenile Total			182	553	215	118.1%
Totals			392	942	386	98.5%



	Total Filings with %
Custody Visitation (CV)	131 33%
Show Cause (SC)	95 24%
Civil Support (VS)	52 13%
Criminal Misdemeanor (CM)	23 6%
Protective Order – Family Abuse (FP)	19 5%
Others	72 18%
Total	392 100%

Special Case Activities

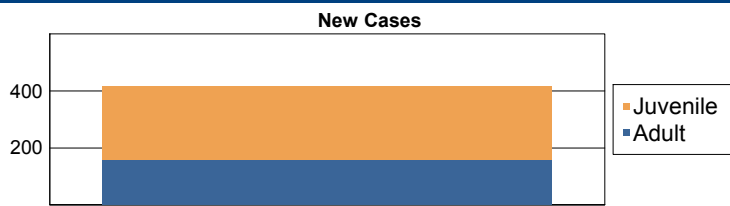
Emergency Protective Order	PE	1.0	24
Temporary Detention Order	TD	1.0	2

Commonwealth of Virginia
Caseload Statistics of the J&DR District Courts

Culpeper

October 2016

	Filing Type	Hearings Per Case	Filings	Hearings	Concluded	Clearance Rate
Adult						
Protective Order - Non Familv Abuse	AP	2.0	1	2	1	100%
Capias	CA	2.1	7	21	9	129%
Criminal Felonv	CF	3.4	14	34	9	64%
Criminal Misdemeanor	CM	3.2	21	75	27	129%
Protective Order – Familv Abuse	FP	2.1	9	18	7	78%
Motion - Modifv Protective Order	MP	1.0	2	2	1	50%
Other	OT	1.0	1	2	1	100%
Protective Order - Violation of Protective Order Conviction	PV	1.0	3	3	2	67%
Remand Support	RS	1.0	4	4	4	100%
Show Cause	SC	2.6	35	115	48	137%
Civil Support	VS	1.7	63	121	47	75%
Adult Total			160	397	156	97.5%
Juvenile						
Abuse or Neglect	AN	3.6	1	19	9	900%
Protective Order – Non Familv Abuse	AP	2.0	1	2	1	100%
Child in Need of Services	CS	3.8	8	21	9	113%
Custodv Visitation	CV	2.9	154	329	134	87%
Delinquencv Felonv	DF	10.0	15	49	2	13%
Delinquencv Misdemeanor	DM	4.2	35	75	14	40%
Foster Care Review	FC	0.0	2	2	0	0%
Protective Order – Familv Abuse	FP	4.0	0	1	1	0%
Initial Foster Care Review	IF	1.0	1	1	1	100%
Motion - Modifv Protective Order	MP	1.0	8	8	7	88%
Permanencv Plannina	PH	1.0	6	6	6	100%
Remand Custodv	RC	1.0	5	5	4	80%
Child at Risk of Abuse or Neglect	RI	4.0	1	8	6	600%
Remand Visitation	RV	1.0	5	5	4	80%
Show Cause	SC	1.5	2	4	2	100%
Status Offense	ST	4.5	2	11	4	200%
Traffic	T	1.7	10	9	7	70%
Termination of Parental Rihts	TP	4.3	0	3	3	0%
Truancv/Runawav (Child in Need of Supervision)	TR	6.0	2	5	1	50%
Juvenile Total			258	563	215	83.3%
Totals			418	960	371	88.8%



	Total Filings with %
Custody Visitation (CV)	154 37%
Civil Support (VS)	63 15%
Show Cause (SC)	37 9%
Delinquency Misdemeanor (DM)	35 8%
Criminal Misdemeanor (CM)	21 5%
Others	108 26%
Total	418 100%

Special Case Activities

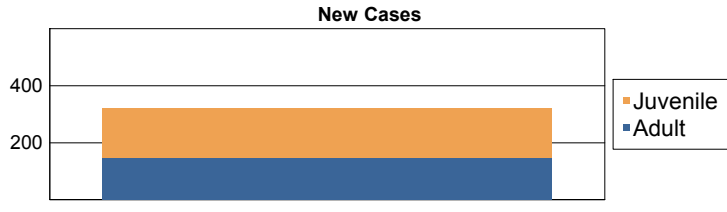
Emeraencv Protective Order	PE	1.0	13
Emeraencv Protective Order	PE	1.0	2
Temporav Detention Order	TD	1.0	6

Commonwealth of Virginia
Caseload Statistics of the J&DR District Courts

Culpeper

September 2016

	Filing Type	Hearings Per Case	Filings	Hearings	Concluded	Clearance Rate
Adult						
Protective Order - Non Family Abuse	AP	2.3	1	4	3	300%
Capias	CA	2.7	6	15	6	100%
Criminal Felony	CF	3.1	8	20	9	113%
Criminal Misdemeanor	CM	3.7	21	82	19	90%
Protective Order – Family Abuse	FP	2.5	10	28	15	150%
Motion - Modify Protective Order	MP	1.3	2	3	3	150%
Other	OT	1.0	1	1	1	100%
Protective Order - Violation of Protective Order Conviction	PV	1.0	1	1	1	100%
Remand Support	RS	1.0	1	1	1	100%
Show Cause	SC	2.6	53	156	47	89%
Civil Support	VS	2.4	44	106	53	120%
Adult Total			148	417	158	106.8%
Juvenile						
Abuse or Neglect	AN	0.0	11	25	0	0%
Capias	CA	2.8	0	4	4	0%
Child in Need of Services	CS	4.0	5	18	6	120%
Custody Visitation	CV	2.3	117	356	148	126%
Delinquency Felony	DF	3.0	5	25	2	40%
Delinquency Misdemeanor	DM	3.5	14	47	11	79%
Entrustment Agreement	ET	0.0	1	1	0	0%
Foster Care Review	FC	1.0	1	1	1	100%
Protective Order – Family Abuse	FP	0.0	0	1	0	0%
Permanency Planning	PH	1.0	5	5	4	80%
Paternity	PT	4.0	2	3	1	50%
Child at Risk of Abuse or Neglect	RI	3.0	0	11	5	0%
Show Cause	SC	2.5	2	7	2	100%
Status Offense	ST	6.5	4	7	2	50%
Traffic	T	1.0	7	4	6	86%
Truancy/Runaway (Child in Need of Supervision)	TR	3.6	1	7	5	500%
Juvenile Total			175	522	197	112.6%
Totals			323	939	355	109.9%



	Total Filings with %
Custody Visitation (CV)	117 36%
Show Cause (SC)	55 17%
Civil Support (VS)	44 14%
Criminal Misdemeanor (CM)	21 7%
Delinquency Misdemeanor (DM)	14 4%
Others	72 22%
Total	323 100%

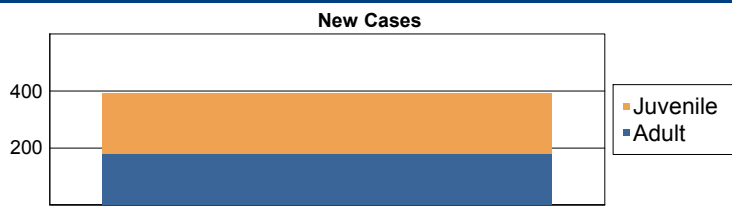
Special Case Activities

Emergency Protective Order	PE	1.0	21
Non-Case	NC	1.0	5
Emergency Protective Order	PE	1.0	2
Temporary Detention Order	TD	1.0	2

Commonwealth of Virginia
Caseload Statistics of the J&DR District Courts
August 2016

Culpeper

	Filing Type	Hearings Per Case	Filings	Hearings	Concluded	Clearance Rate
Adult						
Protective Order - Non Family Abuse	AP	0.0	1	1	0	0%
Capias	CA	1.7	3	10	3	100%
Criminal Felony	CF	2.3	7	30	3	43%
Criminal Misdemeanor	CM	3.1	29	85	24	83%
Protective Order – Family Abuse	FP	2.2	25	52	26	104%
Motion - Modify Protective Order	MP	1.3	7	10	9	129%
Show Cause	SC	2.4	52	148	58	112%
Restricted License - Support	SL	1.0	3	3	3	100%
Civil Support	VS	1.8	54	100	51	94%
Adult Total			181	439	177	97.8%
Juvenile						
Abuse or Neglect	AN	4.0	3	8	1	33%
Capias	CA	4.5	3	6	2	67%
Child in Need of Services	CS	2.7	2	19	3	150%
Custody Visitation	CV	2.6	145	399	143	99%
Delinquency Felony	DF	3.7	8	35	3	38%
Delinquency Misdemeanor	DM	3.4	14	67	15	107%
Foster Care Review	FC	1.0	6	6	6	100%
Protective Order – Family Abuse	FP	0.0	1	2	0	0%
Initial Foster Care Review	IF	1.0	1	1	1	100%
Permanency Planning	PH	1.0	3	3	3	100%
Paternity	PT	3.3	0	4	3	0%
Child at Risk of Abuse or Neglect	RI	3.8	11	30	8	73%
Show Cause	SC	4.0	0	3	1	0%
Status Offense	ST	4.6	5	15	8	160%
Traffic	T	1.6	4	6	7	175%
Termination of Parental Rights	TP	2.0	6	9	2	33%
Truancy/Runaway (Child in Need of Supervision)	TR	3.0	1	5	1	100%
Juvenile Total			213	618	207	97.2%
Totals			394	1,057	384	97.5%



	Total Filings with %	
Custody Visitation (CV)	145	37%
Civil Support (VS)	54	14%
Show Cause (SC)	52	13%
Criminal Misdemeanor (CM)	29	7%
Protective Order – Family Abuse (FP)	26	7%
Others	88	22%
Total	394	100%

Special Case Activities

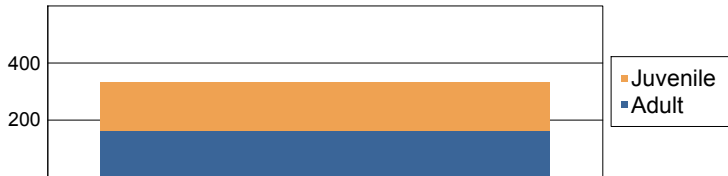
Emergency Protective Order	PE	1.0	21
----------------------------	----	-----	----

Commonwealth of Virginia
Caseload Statistics of the J&DR District Courts
July 2016

Culpeper

	Filing Type	Hearings Per Case	Filings	Hearings	Concluded	Clearance Rate
Adult						
Protective Order - Non Family Abuse	AP	0.0	1	2	0	0%
Capias	CA	2.9	10	22	12	120%
Criminal Felony	CF	3.5	1	18	6	600%
Criminal Misdemeanor	CM	3.7	19	69	24	126%
Protective Order – Family Abuse	FP	2.0	7	10	2	29%
Motion - Modify Protective Order	MP	1.0	5	5	2	40%
Other	OT	1.5	1	3	2	200%
Show Cause	SC	2.3	64	133	50	78%
Restricted License - Support	SL	1.0	3	3	3	100%
Civil Support	VS	1.7	51	85	38	75%
Adult Total			162	350	139	85.8%
Juvenile						
Abuse or Neglect	AN	0.0	0	2	0	0%
Capias	CA	3.7	2	7	3	150%
Child in Need of Services	CS	3.6	1	18	5	500%
Custody Visitation	CV	1.9	130	274	105	81%
Delinquency Felony	DF	5.5	8	36	4	50%
Delinquency Misdemeanor	DM	4.3	12	43	9	75%
Foster Care Review	FC	1.0	1	1	1	100%
Motion - Modify Protective Order	MP	1.0	2	2	2	100%
Permanency Planning	PH	1.0	6	6	6	100%
Paternity	PT	2.0	1	3	1	100%
Child at Risk of Abuse or Neglect	RI	3.0	0	11	5	0%
Show Cause	SC	0.0	0	9	0	0%
Status Offense	ST	1.8	3	13	6	200%
Traffic	T	2.5	3	4	2	67%
Termination of Parental Rights	TP	0.0	0	2	0	0%
Truancy/Runaway (Child in Need of Supervision)	TR	6.5	0	5	2	0%
Juvenile Total			169	436	151	89.3%
Totals			331	786	290	87.6%

New Cases



	Total Filings with %
Custody Visitation (CV)	130 39%
Show Cause (SC)	64 19%
Civil Support (VS)	51 15%
Criminal Misdemeanor (CM)	19 6%
Capias (CA)	12 4%
Others	55 17%
Total	331 100%

Special Case Activities

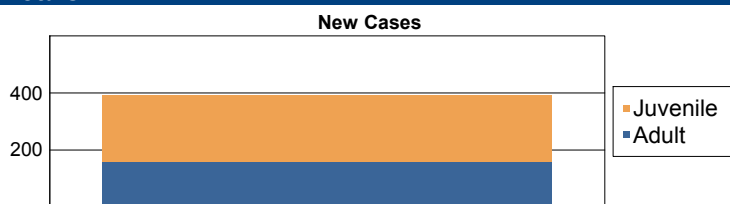
Emergency Protective Order	PE	1.0	19
Temporary Detention Order	TD	1.0	2

Commonwealth of Virginia
Caseload Statistics of the J&DR District Courts

Culpeper

June 2016

	Filing Type	Hearings Per Case	Filings	Hearings	Concluded	Clearance Rate
Adult						
Protective Order - Non Family Abuse	AP	2.0	1	2	1	100%
Capias	CA	3.0	3	12	6	200%
Criminal Felony	CF	3.3	8	31	13	163%
Criminal Misdemeanor	CM	3.6	23	89	31	135%
Protective Order – Family Abuse	FP	1.9	9	21	11	122%
Motion - Modify Protective Order	MP	1.1	7	8	7	100%
Other	OT	0.0	1	1	0	0%
Remand Support	RS	1.0	2	2	2	100%
Show Cause	SC	2.0	55	119	37	67%
Restricted License - Support	SL	1.0	2	2	2	100%
Civil Support	VS	1.8	48	94	46	96%
Adult Total			159	381	156	98.1%
Juvenile						
Abuse or Neglect	AN	4.0	2	4	2	100%
Protective Order – Non Family Abuse	AP	1.0	1	1	1	100%
Capias	CA	1.0	1	5	1	100%
Relief of Custody	CR	2.0	0	1	1	0%
Child in Need of Services	CS	3.0	5	26	6	120%
Custody Visitation	CV	2.2	171	339	104	61%
Delinquency Felony	DF	5.7	8	34	3	38%
Delinquency Misdemeanor	DM	3.4	15	49	16	107%
Foster Care Review	FC	1.0	4	4	4	100%
Initial Foster Care Review	IF	1.0	2	2	2	100%
Permanency Planning	PH	1.0	4	4	4	100%
Paternity	PT	3.5	0	4	2	0%
Remand Custody	RC	1.0	1	1	1	100%
Child at Risk of Abuse or Neglect	RI	4.0	11	30	6	55%
Remand Visitation	RV	1.0	1	1	1	100%
Show Cause	SC	3.0	3	17	2	67%
Status Offense	ST	3.0	2	6	1	50%
Traffic	T	2.0	2	3	3	150%
Truancy/Runaway (Child in Need of Supervision)	TR	2.5	2	11	4	200%
Juvenile Total			235	542	164	69.8%
Totals			394	923	320	81.2%



	Total Filings with %
Custody Visitation (CV)	171 43%
Show Cause (SC)	58 15%
Civil Support (VS)	48 12%
Criminal Misdemeanor (CM)	23 6%
Delinquency Misdemeanor (DM)	15 4%
Others	79 20%
Total	394 100%

Special Case Activities

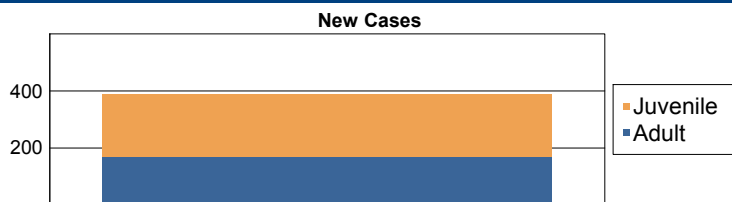
Emergency Protective Order	PE	1.0	22
Emergency Protective Order	PE	1.0	2
Temporary Detention Order	TD	1.0	2

Commonwealth of Virginia
Caseload Statistics of the J&DR District Courts

Culpeper

May 2016

	Filing Type	Hearings Per Case	Filings	Hearings	Concluded	Clearance Rate
Adult						
Bond Forfeiture Show Cause	BF	1.0	1	1	1	100%
Capias	CA	2.2	6	23	9	150%
Criminal Felony	CF	2.7	13	42	15	115%
Criminal Misdemeanor	CM	3.2	21	86	37	176%
Protective Order – Family Abuse	FP	2.5	11	23	11	100%
Motion - Modify Protective Order	MP	2.3	1	3	3	300%
Other	OT	2.5	1	2	2	200%
Protective Order - Violation of Protective Order Conviction	PV	1.0	1	1	1	100%
Remand Support	RS	1.0	2	2	2	100%
Show Cause	SC	2.7	53	133	63	119%
Restricted License - Support	SL	3.0	3	4	4	133%
Civil Support	VS	1.9	56	91	54	96%
Adult Total			169	411	202	119.5%
Juvenile						
Abuse or Neglect	AN	4.0	0	11	6	0%
Capias	CA	1.0	2	3	1	50%
Child in Need of Services	CS	2.2	16	26	5	31%
Custody Visitation	CV	2.4	137	277	136	99%
Delinquency Felony	DF	0.0	1	11	0	0%
Delinquency Misdemeanor	DM	3.8	12	49	9	75%
Foster Care Review	FC	1.5	1	2	2	200%
Initial Foster Care Review	IF	1.5	1	2	2	200%
Permanency Planning	PH	4.8	6	17	12	200%
Paternity	PT	3.7	4	8	3	75%
Remand Custody	RC	1.0	8	8	8	100%
Child at Risk of Abuse or Neglect	RI	3.0	5	12	1	20%
Remand Visitation	RV	1.0	8	8	8	100%
Show Cause	SC	3.3	0	4	3	0%
Status Offense	ST	2.3	6	13	6	100%
Traffic	T	1.6	5	7	8	160%
Termination of Parental Rights	TP	3.0	1	18	6	600%
Truancy/Runaway (Child in Need of Supervision)	TR	2.0	6	13	1	17%
Juvenile Total			219	489	217	99.1%
Totals			388	900	419	108.0%



	Total Filings with %
Custody Visitation (CV)	137 35%
Civil Support (VS)	56 14%
Show Cause (SC)	53 14%
Criminal Misdemeanor (CM)	21 5%
Child in Need of Services (CS)	16 4%
Others	105 27%
Total	388 100%

Special Case Activities

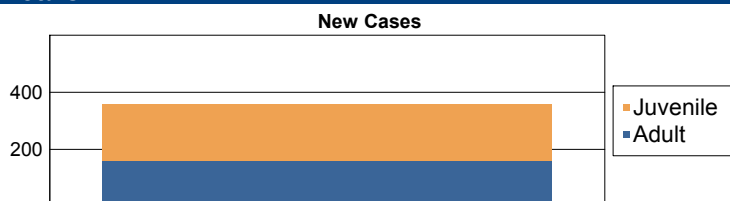
Emergency Protective Order	PE	1.0	19
Temporary Detention Order	TD	1.0	2

**Commonwealth of Virginia
Caseload Statistics of the J&DR District Courts**

Culpeper

April 2016

	Filing Type	Hearings Per Case	Filings	Hearings	Concluded	Clearance Rate
Adult						
Capias	CA	4.8	7	21	9	129%
Criminal Felony	CF	2.3	18	30	7	39%
Criminal Misdemeanor	CM	2.4	34	82	19	56%
Protective Order – Family Abuse	FP	2.1	16	38	19	119%
Motion - Modifv Protective Order	MP	2.0	1	3	2	200%
Other	OT	0.0	0	1	0	0%
Show Cause	SC	2.6	35	101	41	117%
Restricted License - Support	SL	0.0	0	1	0	0%
Civil Support	VS	2.0	47	80	47	100%
Adult Total			158	357	144	91.1%
Juvenile						
Abuse or Neglect	AN	4.0	2	12	1	50%
Capias	CA	0.0	3	5	0	0%
Child in Need of Services	CS	7.0	2	14	1	50%
Custody Visitation	CV	1.8	138	224	94	68%
Delinquency Felony	DF	1.7	11	35	6	55%
Delinquency Misdemeanor	DM	3.7	14	62	15	107%
Foster Care Review	FC	1.0	2	2	1	50%
Initial Foster Care Review	IF	1.0	2	2	1	50%
Motion - Modifv Protective Order	MP	1.0	5	5	5	100%
Permanency Planning	PH	1.0	3	3	3	100%
Paternity	PT	0.0	0	1	0	0%
Child at Risk of Abuse or Neglect	RI	0.0	1	5	0	0%
Show Cause	SC	2.5	4	12	4	100%
Status Offense	ST	1.3	4	8	4	100%
Traffic	T	1.4	7	11	7	100%
Truancy/Runaway (Child in Need of Supervision)	TR	4.2	2	12	5	250%
Juvenile Total			200	413	147	73.5%
Totals			358	770	291	81.3%



	Total Filings with %
Custody Visitation (CV)	138 39%
Civil Support (VS)	47 13%
Show Cause (SC)	39 11%
Criminal Misdemeanor (CM)	34 9%
Criminal Felony (CF)	18 5%
Others	82 23%
Total	358 100%

Special Case Activities

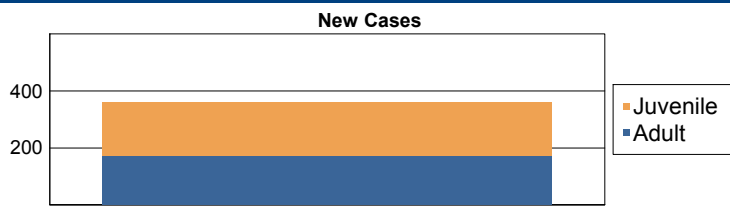
Emergency Protective Order	PE	1.0	25
Non-Case	NC	1.0	1
Temporary Detention Order	TD	1.0	4

Commonwealth of Virginia
Caseload Statistics of the J&DR District Courts

Culpeper

March 2016

	Filing Type	Hearings Per Case	Filings	Hearings	Concluded	Clearance Rate
Adult						
Capias	CA	2.9	7	22	9	129%
Criminal Felony	CF	2.7	7	25	6	86%
Criminal Misdemeanor	CM	3.5	27	83	28	104%
Protective Order – Family Abuse	FP	2.3	8	15	6	75%
Motion - Modifv Protective Order	MP	1.5	5	7	4	80%
Other	OT	1.0	1	2	1	100%
Protective Order - Violation of Protective Order Conviction	PV	1.0	1	1	1	100%
Remand Support	RS	1.0	1	1	1	100%
Show Cause	SC	2.5	72	138	51	71%
Restricted License - Support	SL	1.0	2	2	2	100%
Civil Support	VS	1.6	42	66	39	93%
Adult Total			173	362	148	85.5%
Juvenile						
Abuse or Neglect	AN	3.0	7	14	3	43%
Capias	CA	3.0	1	4	3	300%
Relief of Custody	CR	0.0	1	1	0	0%
Child in Need of Services	CS	2.6	4	15	5	125%
Custody Visitation	CV	2.3	108	212	91	84%
Delinquency Felony	DF	3.0	7	17	2	29%
Delinquency Misdemeanor	DM	3.8	16	57	21	131%
Entrustment Agreement	ET	1.0	1	1	1	100%
Foster Care Review	FC	1.3	7	8	8	114%
Initial Foster Care Review	IF	1.0	1	1	1	100%
Motion - Modifv Protective Order	MP	3.0	0	1	1	0%
Permanency Planning	PH	1.0	3	9	3	100%
Paternity	PT	1.0	3	5	1	33%
Child at Risk of Abuse or Neglect	RI	3.4	3	11	5	167%
Show Cause	SC	2.4	2	11	5	250%
Status Offense	ST	2.6	5	18	5	100%
Traffic	T	1.0	17	11	12	71%
Termination of Parental Rights	TP	3.0	0	8	1	0%
Truancy/Runaway (Child in Need of Supervision)	TR	4.0	3	12	1	33%
Juvenile Total			189	416	169	89.4%
Totals			362	778	317	87.6%



	Total Filings with %
Custody Visitation (CV)	108 30%
Show Cause (SC)	74 20%
Civil Support (VS)	42 12%
Criminal Misdemeanor (CM)	27 7%
Traffic (T)	17 5%
Others	94 26%
Total	362 100%

Special Case Activities

Emergency Protective Order	PE	1.0	25
Temporary Detention Order	TD	1.0	2

Commonwealth of Virginia
Caseload Statistics of the J&DR District Courts
 February 2016

Culpeper

	Filing Type	Hearings Per Case	Filings	Hearings	Concluded	Clearance Rate
Adult						
Capias	CA	2.5	8	35	12	150%
Criminal Felony	CF	3.8	8	28	9	113%
Criminal Misdemeanor	CM	3.3	22	115	45	205%
Protective Order – Family Abuse	FP	1.7	13	26	10	77%
Motion - Modifv Protective Order	MP	1.0	3	3	3	100%
Other	OT	2.0	1	2	1	100%
Protective Order - Violation of Protective Order Conviction	PV	1.0	4	4	4	100%
Show Cause	SC	2.6	46	128	61	133%
Civil Support	VS	1.9	30	79	43	143%
Adult Total			135	420	188	139.3%
Juvenile						
Abuse or Neglect	AN	0.0	0	2	0	0%
Capias	CA	5.0	1	7	2	200%
Child in Need of Services	CS	3.2	7	16	6	86%
Custody Visitation	CV	2.5	51	200	93	182%
Delinquency Felony	DF	0.0	1	14	0	0%
Delinquency Misdemeanor	DM	3.4	11	73	18	164%
Foster Care Review	FC	1.0	1	1	1	100%
Protective Order – Family Abuse	FP	2.5	1	3	2	200%
Initial Foster Care Review	IF	2.0	0	1	1	0%
Motion - Modifv Protective Order	MP	1.0	1	1	1	100%
Paternity	PT	2.0	1	4	1	100%
Child at Risk of Abuse or Neglect	RI	3.0	3	10	4	133%
Show Cause	SC	4.6	6	16	7	117%
Status Offense	ST	3.0	5	15	7	140%
Traffic	T	1.3	7	4	8	114%
Truancy/Runaway (Child in Need of Supervision)	TR	7.7	5	18	3	60%
Juvenile Total			101	385	154	152.5%
Totals			236	805	342	144.9%

New Cases



	Total Filings with %	
Show Cause (SC)	52	22%
Custody Visitation (CV)	51	22%
Civil Support (VS)	30	13%
Criminal Misdemeanor (CM)	22	9%
Protective Order – Family Abuse (FP)	14	6%
Others	67	28%
Total	236	100%

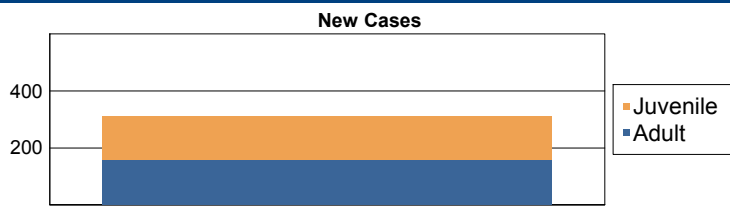
Special Case Activities

Emergency Protective Order	PE	1.0	19
Temporary Detention Order	TD	1.0	2

Commonwealth of Virginia
Caseload Statistics of the J&DR District Courts
January 2016

Culpeper

	Filing Type	Hearings Per Case	Filings	Hearings	Concluded	Clearance Rate
Adult						
Capias	CA	1.9	13	27	10	77%
Criminal Felony	CF	4.0	5	15	2	40%
Criminal Misdemeanor	CM	3.8	39	100	17	44%
Protective Order – Family Abuse	FP	1.8	17	29	12	71%
Motion - Modify Protective Order	MP	1.0	2	2	2	100%
Other	OT	1.3	3	4	3	100%
Protective Order - Violation of Protective Order Conviction	PV	1.0	1	1	1	100%
Remand Support	RS	1.0	1	1	1	100%
Show Cause	SC	2.8	33	124	43	130%
Restricted License - Support	SL	1.0	1	1	1	100%
Civil Support	VS	2.0	46	89	41	89%
Adult Total			161	393	133	82.6%
Juvenile						
Abuse or Neglect	AN	2.0	5	7	3	60%
Capias	CA	0.0	0	6	0	0%
Child in Need of Services	CS	6.0	1	18	6	600%
Custody Visitation	CV	3.0	100	270	96	96%
Delinquency Felony	DF	10.0	1	18	1	100%
Delinquency Misdemeanor	DM	2.5	24	58	8	33%
Foster Care Review	FC	1.5	2	3	2	100%
Protective Order – Family Abuse	FP	3.0	1	3	1	100%
Initial Foster Care Review	IF	1.0	2	2	1	50%
Motion - Modify Protective Order	MP	0.0	0	1	0	0%
Permanency Planning	PH	1.0	2	2	2	100%
Paternity	PT	0.0	0	1	0	0%
Remand Custody	RC	1.0	1	1	1	100%
Child at Risk of Abuse or Neglect	RI	2.0	6	14	2	33%
Remand Visitation	RV	1.0	1	1	1	100%
Show Cause	SC	4.0	0	10	3	0%
Status Offense	ST	3.0	2	17	2	100%
Traffic	T	1.3	3	3	3	100%
Truancy/Runaway (Child in Need of Supervision)	TR	3.0	1	8	1	100%
Juvenile Total			152	443	133	87.5%
Totals			313	836	266	85.0%



	Total Filings with %
Custody Visitation (CV)	100 32%
Civil Support (VS)	46 15%
Criminal Misdemeanor (CM)	39 12%
Show Cause (SC)	33 11%
Delinquency Misdemeanor (DM)	24 8%
Others	71 23%
Total	313 100%

Special Case Activities

Emergency Protective Order	PE	1.0	18
Emergency Protective Order	PE	1.0	2

**Commonwealth of Virginia
Caseload Statistics of the J&DR District Courts**

Cumberland

December 2016

	Filing Type	Hearings Per Case	Filings	Hearings	Concluded	Clearance Rate
Adult						
Capias	CA	0.0	1	3	0	0%
Criminal Felony	CF	3.8	4	23	9	225%
Criminal Misdemeanor	CM	3.2	8	15	5	63%
Protective Order – Family Abuse	FP	1.0	2	2	1	50%
Show Cause	SC	0.0	9	15	0	0%
Civil Support	VS	1.0	4	7	1	25%
Adult Total			28	65	16	57.1%
Juvenile						
Abuse or Neglect	AN	0.0	4	8	0	0%
Capias	CA	0.0	1	2	0	0%
Custody Visitation	CV	2.5	13	29	14	108%
Delinquency Felony	DF	0.0	0	1	0	0%
Delinquency Misdemeanor	DM	0.0	1	3	0	0%
Status Offense	ST	9.5	0	3	2	0%
Traffic	T	1.8	4	5	4	100%
Truancy/Runaway (Child in Need of Supervision)	TR	6.0	4	6	1	25%
Juvenile Total			27	57	21	77.8%
Totals			55	122	37	67.3%



	Total Filings with %
Custody Visitation (CV)	13 24%
Show Cause (SC)	9 16%
Criminal Misdemeanor (CM)	8 15%
Abuse or Neglect (AN)	4 7%
Civil Support (VS)	4 7%
Others	17 31%
Total	55 100%

Special Case Activities

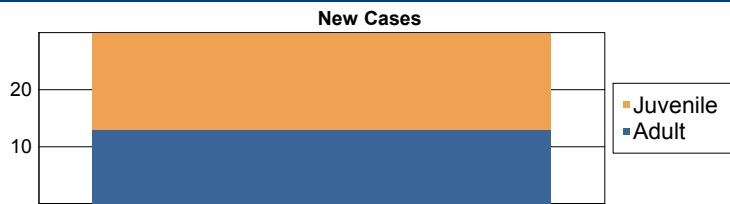
Emergency Protective Order	PE	1.0	4
----------------------------	----	-----	---

**Commonwealth of Virginia
Caseload Statistics of the J&DR District Courts**

Cumberland

November 2016

	Filing Type	Hearings Per Case	Filings	Hearings	Concluded	Clearance Rate
Adult						
Capias	CA	4.0	0	3	1	0%
Criminal Felony	CF	2.0	5	10	3	60%
Criminal Misdemeanor	CM	2.3	5	11	4	80%
Protective Order – Family Abuse	FP	2.0	0	1	1	0%
Show Cause	SC	3.0	2	9	5	250%
Civil Support	VS	1.5	1	2	2	200%
Adult Total			13	36	16	123.1%
Juvenile						
Abuse or Neglect	AN	4.8	0	8	4	0%
Capias	CA	5.0	0	7	3	0%
Child in Need of Services	CS	2.0	0	2	1	0%
Custody Visitation	CV	3.3	13	27	20	154%
Delinquency Felony	DF	4.5	0	3	2	0%
Delinquency Misdemeanor	DM	3.8	0	7	4	0%
Initial Foster Care Review	IF	4.0	0	1	1	0%
Status Offense	ST	2.0	0	1	1	0%
Traffic	T	2.0	4	6	2	50%
Truancy/Runaway (Child in Need of Supervision)	TR	0.0	0	3	0	0%
Juvenile Total			17	65	38	223.5%
Totals			30	101	54	180.0%



	Total Filings with %	
Custody Visitation (CV)	13	43%
Criminal Felony (CF)	5	17%
Criminal Misdemeanor (CM)	5	17%
Traffic (T)	4	13%
Show Cause (SC)	2	7%
Others	1	3%
Total	30	100%

Special Case Activities

Emergency Protective Order	PE	1.0	4
----------------------------	----	-----	---


Commonwealth of Virginia
Caseload Statistics of the J&DR District Courts

Cumberland

October 2016

	Filing Type	Hearings Per Case	Filings	Hearings	Concluded	Clearance Rate
Adult						
Capias	CA	2.0	2	5	2	100%
Criminal Felony	CF	3.0	1	26	8	800%
Criminal Misdemeanor	CM	2.3	5	11	3	60%
Protective Order – Family Abuse	FP	1.0	2	2	1	50%
Show Cause	SC	3.3	10	21	8	80%
Civil Support	VS	2.3	3	18	8	267%
Adult Total			23	83	30	130.4%
Juvenile						
Abuse or Neglect	AN	0.0	0	1	0	0%
Capias	CA	0.0	0	3	0	0%
Relief of Custody	CR	0.0	0	1	0	0%
Child in Need of Services	CS	3.0	2	3	1	50%
Custody Visitation	CV	1.9	9	43	15	167%
Delinquency Misdemeanor	DM	5.0	2	8	1	50%
Initial Foster Care Review	IF	0.0	0	2	0	0%
Show Cause	SC	1.0	1	1	1	100%
Status Offense	ST	0.0	1	1	0	0%
Traffic	T	1.0	5	5	3	60%
Truancy/Runaway (Child in Need of Supervision)	TR	0.0	0	1	0	0%
Juvenile Total			20	69	21	105.0%
Totals			43	152	51	118.6%

New Cases



	Total Filings with %
Show Cause (SC)	11 26%
Custody Visitation (CV)	9 21%
Criminal Misdemeanor (CM)	5 12%
Traffic (T)	5 12%
Civil Support (VS)	3 7%
Others	10 23%
Total	43 100%

Special Case Activities

Emergency Protective Order	PE	1.0	10
----------------------------	----	-----	----

Commonwealth of Virginia
Caseload Statistics of the J&DR District Courts

Cumberland

September 2016

	Filing Type	Hearings Per Case	Filings	Hearings	Concluded	Clearance Rate
Adult						
Protective Order - Non Family Abuse	AP	2.0	1	2	2	200%
Capias	CA	2.5	2	4	2	100%
Criminal Felony	CF	3.5	9	13	2	22%
Criminal Misdemeanor	CM	2.7	3	17	7	233%
Protective Order – Family Abuse	FP	1.5	2	3	2	100%
Show Cause	SC	2.3	4	9	4	100%
Civil Support	VS	1.0	5	11	3	60%
Adult Total			26	59	22	84.6%
Juvenile						
Abuse or Neglect	AN	4.0	0	9	2	0%
Capias	CA	0.0	1	1	0	0%
Child in Need of Services	CS	0.0	0	1	0	0%
Custody Visitation	CV	1.7	24	43	24	100%
Delinquency Misdemeanor	DM	4.0	3	12	7	233%
Initial Foster Care Review	IF	3.0	0	2	1	0%
Permanency Planning	PH	1.5	1	2	2	200%
Paternity	PT	1.5	1	2	2	200%
Status Offense	ST	0.0	0	2	0	0%
Traffic	T	1.0	1	2	1	100%
Truancy/Runaway (Child in Need of Supervision)	TR	4.5	0	6	2	0%
Juvenile Total			31	82	41	132.3%
Totals			57	141	63	110.5%

New Cases



	Total Filings with %
Custody Visitation (CV)	24 42%
Criminal Felony (CF)	9 16%
Civil Support (VS)	5 9%
Show Cause (SC)	4 7%
Capias (CA)	3 5%
Others	12 21%
Total	57 100%

Special Case Activities

Emergency Protective Order	PE	1.0	4
----------------------------	----	-----	---

Commonwealth of Virginia
Caseload Statistics of the J&DR District Courts
August 2016

Cumberland

	Filing Type	Hearings Per Case	Filings	Hearings	Concluded	Clearance Rate
Adult						
Capias	CA	0.0	1	3	0	0%
Criminal Felony	CF	3.0	3	7	3	100%
Criminal Misdemeanor	CM	3.7	7	14	3	43%
Show Cause	SC	3.7	6	23	10	167%
Civil Support	VS	1.6	7	11	5	71%
Adult Total			24	58	21	87.5%
Juvenile						
Abuse or Neglect	AN	0.0	1	2	0	0%
Capias	CA	0.0	0	3	0	0%
Custody Visitation	CV	1.7	25	39	22	88%
Delinquency Misdemeanor	DM	2.0	2	6	2	100%
Paternity	PT	2.0	0	4	2	0%
Traffic	T	3.0	1	2	1	100%
Truancy/Runaway (Child in Need of Supervision)	TR	0.0	0	1	0	0%
Juvenile Total			29	57	27	93.1%
Totals			53	115	48	90.6%

New Cases



	Total Filings with %	
Custody Visitation (CV)	25	47%
Civil Support (VS)	7	13%
Criminal Misdemeanor (CM)	7	13%
Show Cause (SC)	6	11%
Criminal Felony (CF)	3	6%
Others	5	9%
Total	53	100%

Special Case Activities

Emergency Protective Order	PE	1.0	7
----------------------------	----	-----	---

**Commonwealth of Virginia
Caseload Statistics of the J&DR District Courts**

Cumberland

July 2016

	Filing Type	Hearings Per Case	Filings	Hearings	Concluded	Clearance Rate
Adult						
Capias	CA	2.5	3	6	2	67%
Criminal Felony	CF	3.7	10	20	7	70%
Criminal Misdemeanor	CM	2.4	4	17	5	125%
Protective Order – Family Abuse	FP	3.5	0	2	2	0%
Show Cause	SC	3.2	7	22	9	129%
Civil Support	VS	1.8	15	25	13	87%
Adult Total			39	92	38	97.4%
Juvenile						
Abuse or Neglect	AN	0.0	0	9	0	0%
Capias	CA	1.0	4	4	1	25%
Custody Visitation	CV	2.4	8	21	8	100%
Delinquency Felony	DF	2.0	0	1	1	0%
Delinquency Misdemeanor	DM	3.0	1	4	1	100%
Emancipation	EP	2.0	0	1	1	0%
Initial Foster Care Review	IF	0.0	1	1	0	0%
Paternity	PT	0.0	1	3	0	0%
Traffic	T	1.0	4	3	3	75%
Truancy/Runaway (Child in Need of Supervision)	TR	3.5	0	3	2	0%
Juvenile Total			19	50	17	89.5%
Totals			58	142	55	94.8%

New Cases



	Total Filings with %
Civil Support (VS)	15 26%
Criminal Felony (CF)	10 17%
Custody Visitation (CV)	8 14%
Capias (CA)	7 12%
Show Cause (SC)	7 12%
Others	11 19%
Total	58 100%

Special Case Activities

Emergency Protective Order	PE	1.0	2
----------------------------	----	-----	---

Commonwealth of Virginia
Caseload Statistics of the J&DR District Courts

Cumberland

June 2016

	Filing Type	Hearings Per Case	Filings	Hearings	Concluded	Clearance Rate
Adult						
Cabias	CA	2.8	3	8	6	200%
Criminal Felonv	CF	3.3	4	12	6	150%
Criminal Misdemeanor	CM	4.1	11	45	29	264%
Protective Order – Family Abuse	FP	1.1	8	10	7	88%
Show Cause	SC	4.0	3	18	8	267%
Civil Support	VS	4.3	2	15	7	350%
Adult Total			31	108	63	203.2%
Juvenile						
Abuse or Neadlect	AN	4.6	6	14	5	83%
Relief of Custodv	CR	0.0	0	1	0	0%
Child in Need of Services	CS	0.0	1	1	0	0%
Custody Visitation	CV	2.9	13	28	11	85%
Delinquencv Felonv	DF	0.0	1	1	0	0%
Delinquencv Misdemeanor	DM	4.0	3	9	1	33%
Emancipation	EP	0.0	1	1	0	0%
Initial Foster Care Review	IF	2.5	2	3	2	100%
Permanencv Plannina	PH	0.0	1	1	0	0%
Paternity	PT	0.0	2	4	0	0%
Status Offense	ST	3.5	0	4	2	0%
Traffic	T	1.8	3	5	5	167%
Truancv/Runawav (Child in Need of Supervision)	TR	0.0	2	6	0	0%
Juvenile Total			35	78	26	74.3%
Totals			66	186	89	134.8%

New Cases



	Total Filings with %
Custody Visitation (CV)	13 20%
Criminal Misdemeanor (CM)	11 17%
Protective Order – Family Abuse (FP)	8 12%
Abuse or Neglect (AN)	6 9%
Criminal Felony (CF)	4 6%
Others	24 36%
Total	66 100%

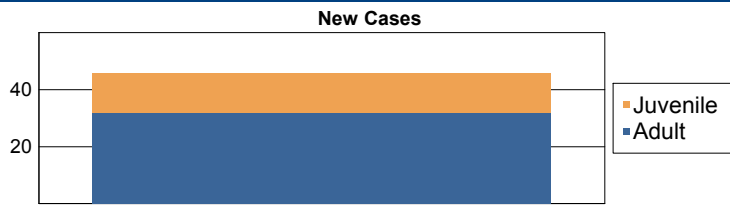
Special Case Activities

Emergency Protective Order	PE	1.0	5
----------------------------	----	-----	---

Commonwealth of Virginia
Caseload Statistics of the J&DR District Courts
 May 2016

Cumberland

	Filing Type	Hearings Per Case	Filings	Hearings	Concluded	Clearance Rate
Adult						
Protective Order - Non Family Abuse	AP	1.3	2	3	3	150%
Capias	CA	3.0	4	10	4	100%
Criminal Felony	CF	0.0	2	5	0	0%
Criminal Misdemeanor	CM	2.0	11	32	1	9%
Protective Order – Family Abuse	FP	1.0	5	5	5	100%
Show Cause	SC	6.1	3	30	9	300%
Civil Support	VS	2.2	5	11	6	120%
Adult Total			32	96	28	87.5%
Juvenile						
Abuse or Neglect	AN	3.0	0	3	1	0%
Relief of Custody	CR	0.0	0	1	0	0%
Child in Need of Services	CS	4.0	0	2	1	0%
Custody Visitation	CV	2.0	11	22	8	73%
Delinquency Misdemeanor	DM	0.0	1	2	0	0%
Paternity	PT	0.0	0	1	0	0%
Status Offense	ST	0.0	0	2	0	0%
Traffic	T	2.0	2	4	1	50%
Truancy/Runaway (Child in Need of Supervision)	TR	0.0	0	4	0	0%
Juvenile Total			14	41	11	78.6%
Totals			46	137	39	84.8%



	Total Filings with %	
Criminal Misdemeanor (CM)	11	24%
Custody Visitation (CV)	11	24%
Civil Support (VS)	5	11%
Protective Order – Family Abuse (FP)	5	11%
Capias (CA)	4	9%
Others	10	22%
Total	46	100%

Special Case Activities

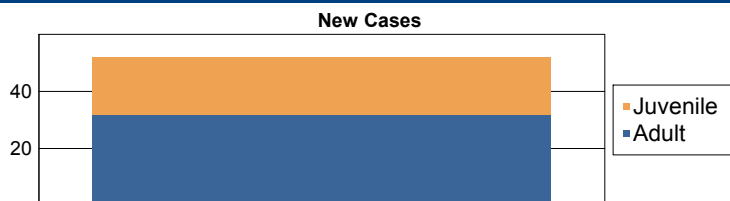
Emergency Protective Order	PE	1.0	9
----------------------------	----	-----	---

Commonwealth of Virginia
Caseload Statistics of the J&DR District Courts

Cumberland

April 2016

	Filing Type	Hearings Per Case	Filings	Hearings	Concluded	Clearance Rate
Adult						
Capias	CA	5.0	1	3	1	100%
Criminal Felony	CF	2.5	5	17	2	40%
Criminal Misdemeanor	CM	3.2	4	28	5	125%
Protective Order – Family Abuse	FP	1.8	5	10	5	100%
Show Cause	SC	3.7	12	16	3	25%
Civil Support	VS	4.0	5	11	2	40%
Adult Total			32	85	18	56.3%
Juvenile						
Abuse or Neglect	AN	3.0	1	7	1	100%
Protective Order – Non Family Abuse	AP	2.0	1	2	1	100%
Child in Need of Services	CS	3.0	1	3	3	300%
Custody Visitation	CV	3.7	11	24	9	82%
Delinquency Felony	DF	0.0	0	1	0	0%
Delinquency Misdemeanor	DM	4.0	0	3	1	0%
Initial Foster Care Review	IF	1.0	1	2	1	100%
Paternity	PT	0.0	0	2	0	0%
Status Offense	ST	0.0	1	3	0	0%
Traffic	T	2.0	1	3	3	300%
Truancy/Runaway (Child in Need of Supervision)	TR	12.0	3	6	1	33%
Juvenile Total			20	56	20	100.0%
Totals			52	141	38	73.1%



	Total Filings with %	
Show Cause (SC)	12	23%
Custody Visitation (CV)	11	21%
Civil Support (VS)	5	10%
Criminal Felony (CF)	5	10%
Protective Order – Family Abuse (FP)	5	10%
Others	14	27%
Total	52	100%

Special Case Activities

Emergency Protective Order	PE	1.0	2
----------------------------	----	-----	---


Commonwealth of Virginia
Caseload Statistics of the J&DR District Courts

Cumberland

March 2016

	Filing Type	Hearings Per Case	Filings	Hearings	Concluded	Clearance Rate
Adult						
Protective Order - Non Family Abuse	AP	0.0	1	1	0	0%
Capias	CA	2.0	1	5	1	100%
Criminal Felony	CF	0.0	3	6	0	0%
Criminal Misdemeanor	CM	2.0	4	14	8	200%
Protective Order – Family Abuse	FP	1.4	5	7	5	100%
Show Cause	SC	5.0	4	26	1	25%
Civil Support	VS	2.0	4	9	1	25%
Adult Total			22	68	16	72.7%
Juvenile						
Abuse or Neglect	AN	0.0	5	7	0	0%
Protective Order – Non Family Abuse	AP	0.0	0	1	0	0%
Capias	CA	1.0	1	1	1	100%
Relief of Custody	CR	0.0	1	1	0	0%
Child in Need of Services	CS	2.0	0	2	1	0%
Custody Visitation	CV	2.9	7	42	24	343%
Delinquency Felony	DF	4.0	1	4	1	100%
Delinquency Misdemeanor	DM	4.0	0	13	6	0%
Initial Foster Care Review	IF	0.0	0	1	0	0%
Paternity	PT	2.3	2	5	3	150%
Status Offense	ST	2.0	0	3	2	0%
Traffic	T	2.8	2	8	4	200%
Truancy/Runaway (Child in Need of Supervision)	TR	0.0	0	2	0	0%
Juvenile Total			19	90	42	221.1%
Totals			41	158	58	141.5%

New Cases



	Total Filings with %
Custody Visitation (CV)	7 17%
Abuse or Neglect (AN)	5 12%
Protective Order – Family Abuse (FP)	5 12%
Civil Support (VS)	4 10%
Criminal Misdemeanor (CM)	4 10%
Others	16 39%
Total	41 100%

Special Case Activities

Emergency Protective Order	PE	1.0	5
----------------------------	----	-----	---

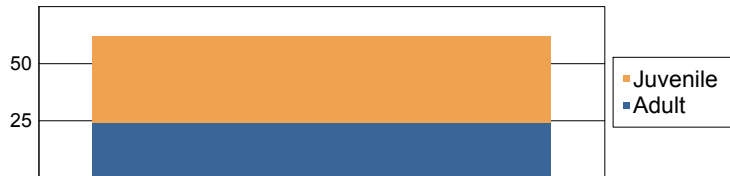
**Commonwealth of Virginia
Caseload Statistics of the J&DR District Courts**

Cumberland

February 2016

	Filing Type	Hearings Per Case	Filings	Hearings	Concluded	Clearance Rate
Adult						
Capias	CA	4.0	1	8	4	400%
Criminal Felony	CF	0.0	2	2	0	0%
Criminal Misdemeanor	CM	4.4	5	39	8	160%
Protective Order – Family Abuse	FP	1.0	2	3	1	50%
Show Cause	SC	5.2	10	28	11	110%
Civil Support	VS	3.0	4	25	18	450%
Adult Total			24	105	42	175.0%
Juvenile						
Abuse or Neglect	AN	0.0	0	1	0	0%
Child in Need of Services	CS	6.0	2	5	1	50%
Custody Visitation	CV	2.0	27	56	34	126%
Delinquency Misdemeanor	DM	4.0	0	8	2	0%
Initial Foster Care Review	IF	0.0	0	1	0	0%
Paternity	PT	4.0	0	2	1	0%
Show Cause	SC	1.0	1	1	1	100%
Status Offense	ST	6.0	2	4	1	50%
Traffic	T	3.0	3	7	4	133%
Truancy/Runaway (Child in Need of Supervision)	TR	1.0	3	4	1	33%
Juvenile Total			38	89	45	118.4%
Totals			62	194	87	140.3%

New Cases



	Total Filings with %	
Custody Visitation (CV)	27	44%
Show Cause (SC)	11	18%
Criminal Misdemeanor (CM)	5	8%
Civil Support (VS)	4	6%
Traffic (T)	3	5%
Others	12	19%
Total	62	100%

Special Case Activities

Emergency Protective Order	PE	1.0	11
----------------------------	----	-----	----


Commonwealth of Virginia
Caseload Statistics of the J&DR District Courts

Cumberland

January 2016

	Filing Type	Hearings Per Case	Filings	Hearings	Concluded	Clearance Rate
Adult						
Capias	CA	0.0	0	7	0	0%
Criminal Felony	CF	3.0	2	4	1	50%
Criminal Misdemeanor	CM	1.9	31	38	14	45%
Protective Order – Family Abuse	FP	2.0	3	5	3	100%
Show Cause	SC	0.0	1	16	0	0%
Civil Support	VS	2.0	7	16	3	43%
Adult Total			44	86	21	47.7%
Juvenile						
Protective Order – Non Family Abuse	AP	0.0	0	1	0	0%
Child in Need of Services	CS	0.0	0	1	0	0%
Custody Visitation	CV	4.0	14	23	4	29%
Delinquency Felony	DF	0.0	0	2	0	0%
Delinquency Misdemeanor	DM	3.5	4	9	2	50%
Paternity	PT	0.0	2	2	0	0%
Status Offense	ST	0.0	0	1	0	0%
Traffic	T	2.0	1	4	1	100%
Truancy/Runaway (Child in Need of Supervision)	TR	4.0	0	2	1	0%
Juvenile Total			21	45	8	38.1%
Totals			65	131	29	44.6%

New Cases



	Total Filings with %	
Criminal Misdemeanor (CM)	31	48%
Custody Visitation (CV)	14	22%
Civil Support (VS)	7	11%
Delinquency Misdemeanor (DM)	4	6%
Protective Order – Family Abuse (FP)	3	5%
Others	6	9%
Total	65	100%

Special Case Activities

Emergency Protective Order	PE	1.0	14
----------------------------	----	-----	----

Commonwealth of Virginia
Caseload Statistics of the J&DR District Courts

Danville

December 2016

	Filing Type	Hearings Per Case	Filings	Hearings	Concluded	Clearance Rate
Adult						
Capias	CA	2.8	23	69	43	187%
Criminal Felonv	CF	4.4	4	16	5	125%
Criminal Misdemeanor	CM	3.2	40	139	56	140%
Protective Order – Family Abuse	FP	1.9	8	19	11	138%
Motion - Modifv Protective Order	MP	1.0	1	1	1	100%
Show Cause	SC	2.4	56	130	65	116%
Civil Support	VS	2.6	21	56	29	138%
Adult Total			153	430	210	137.3%
Juvenile						
Relief of Custodv	CR	1.0	1	1	1	100%
Child in Need of Services	CS	3.3	2	5	3	150%
Custody Visitation	CV	1.9	51	107	59	116%
Delinquencv Felonv	DF	2.6	15	77	9	60%
Delinquencv Misdemeanor	DM	3.2	17	95	29	171%
Foster Care Review	FC	1.0	2	2	1	50%
Protective Order – Family Abuse	FP	3.0	0	1	1	0%
Initial Foster Care Review	IF	1.0	3	3	1	33%
Permanencv Planning	PH	1.0	6	6	5	83%
Status Offense	ST	2.6	13	43	16	123%
Termination of Parental Rihts	TP	1.0	3	3	1	33%
Truancv/Runawav (Child in Need of Supervision)	TR	3.0	5	27	3	60%
Juvenile Total			118	370	129	109.3%
Totals			271	800	339	125.1%

New Cases



	Total Filings with %
Show Cause (SC)	56 21%
Custody Visitation (CV)	51 19%
Criminal Misdemeanor (CM)	40 15%
Capias (CA)	23 8%
Civil Support (VS)	21 8%
Others	80 30%
Total	271 100%

Special Case Activities

Non-Case	NC	1.0	1
Emeraency Protective Order	PE	1.0	24
Emeraency Custody Order	EC	1.0	2
Temporary Detention Order	TD	1.0	12

Commonwealth of Virginia
Caseload Statistics of the J&DR District Courts

Danville

November 2016

	Filing Type	Hearings Per Case	Filings	Hearings	Concluded	Clearance Rate
Adult						
Capias	CA	2.7	14	54	21	150%
Criminal Felony	CF	3.0	6	12	3	50%
Criminal Misdemeanor	CM	3.3	37	145	49	132%
Protective Order – Family Abuse	FP	1.9	16	25	9	56%
Other	OT	1.0	1	1	1	100%
Show Cause	SC	2.5	62	119	50	81%
Civil Support	VS	1.6	52	73	43	83%
Adult Total			188	429	176	93.6%
Juvenile						
Abuse or Neglect	AN	0.0	0	1	0	0%
Child in Need of Services	CS	0.0	1	3	0	0%
Custody Visitation	CV	2.0	23	67	32	139%
Delinquency Felony	DF	4.7	23	62	3	13%
Delinquency Misdemeanor	DM	2.9	19	97	16	84%
Foster Care Review	FC	1.0	1	1	1	100%
Protective Order – Family Abuse	FP	0.0	0	1	0	0%
Juvenile Support	JS	0.0	1	1	0	0%
Permanency Planning	PH	2.2	9	15	15	167%
Status Offense	ST	3.2	3	24	6	200%
Traffic	T	0.0	0	2	0	0%
Truancy/Runaway (Child in Need of Supervision)	TR	2.3	8	25	3	38%
Juvenile Total			88	299	76	86.4%
Totals			276	728	252	91.3%



	Total Filings with %
Show Cause (SC)	62 22%
Civil Support (VS)	52 19%
Criminal Misdemeanor (CM)	37 13%
Custody Visitation (CV)	23 8%
Delinquency Felony (DF)	23 8%
Others	79 29%
Total	276 100%

Special Case Activities

Emergency Protective Order	PE	1.0	54
Emergency Custody Order	EC	1.0	2
Temporary Detention Order	TD	1.0	10

Commonwealth of Virginia
Caseload Statistics of the J&DR District Courts

Danville

October 2016

	Filing Type	Hearings Per Case	Filings	Hearings	Concluded	Clearance Rate
Adult						
Capias	CA	2.5	39	101	42	108%
Criminal Felony	CF	2.5	2	17	2	100%
Criminal Misdemeanor	CM	3.6	67	207	60	90%
Protective Order – Family Abuse	FP	2.1	6	15	8	133%
Protective Order - Violation of Protective Order Conviction	PV	1.0	1	1	1	100%
Show Cause	SC	2.2	52	120	61	117%
Civil Support	VS	2.4	31	66	47	152%
Adult Total			198	527	221	111.6%
Juvenile						
Abuse or Neglect	AN	0.0	0	1	0	0%
Child in Need of Services	CS	2.0	3	8	1	33%
Custody Visitation	CV	1.8	103	157	75	73%
Delinquency Felony	DF	4.7	15	46	9	60%
Delinquency Misdemeanor	DM	3.5	46	104	22	48%
Foster Care Review	FC	1.0	2	2	2	100%
Protective Order – Family Abuse	FP	0.0	1	1	0	0%
Initial Foster Care Review	IF	1.0	1	1	1	100%
Permanency Planning	PH	1.0	2	8	2	100%
Status Offense	ST	2.9	19	42	8	42%
Traffic	T	0.0	2	2	0	0%
Truancy/Runaway (Child in Need of Supervision)	TR	2.0	15	25	1	7%
Juvenile Total			209	397	121	57.9%
Totals			407	924	342	84.0%

New Cases



	Total Filings with %
Custody Visitation (CV)	103 25%
Criminal Misdemeanor (CM)	67 16%
Show Cause (SC)	52 13%
Delinquency Misdemeanor (DM)	46 11%
Capias (CA)	39 10%
Others	100 25%
Total	407 100%

Special Case Activities

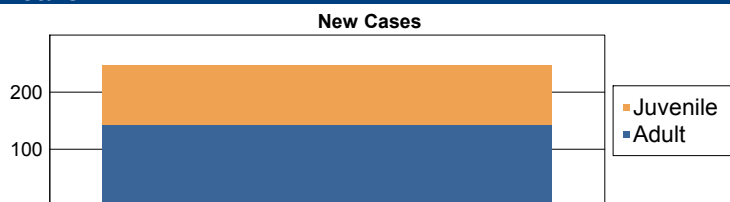
Emergency Protective Order	PE	1.0	34
Emergency Custody Order	EC	1.0	2
Temporary Detention Order	TD	1.0	12

Commonwealth of Virginia
Caseload Statistics of the J&DR District Courts

Danville

September 2016

	Filing Type	Hearings Per Case	Filings	Hearings	Concluded	Clearance Rate
Adult						
Capias	CA	3.1	17	49	16	94%
Criminal Felony	CF	2.5	10	20	2	20%
Criminal Misdemeanor	CM	2.8	51	158	40	78%
Protective Order – Family Abuse	FP	2.4	8	21	14	175%
Show Cause	SC	2.4	30	90	36	120%
Civil Support	VS	1.8	27	52	38	141%
Adult Total			143	390	146	102.1%
Juvenile						
Abuse or Neglect	AN	4.0	0	2	1	0%
Child in Need of Services	CS	2.8	5	11	4	80%
Custody Visitation	CV	1.9	56	152	88	157%
Delinquency Felony	DF	4.5	3	31	4	133%
Delinquency Misdemeanor	DM	3.6	21	63	16	76%
Foster Care Review	FC	1.0	1	1	1	100%
Initial Foster Care Review	IF	1.0	2	2	2	100%
Juvenile Support	JS	3.0	0	1	1	0%
Permanency Planning	PH	1.0	2	2	2	100%
Status Offense	ST	4.2	11	25	5	45%
Traffic	T	3.0	0	1	1	0%
Truancy/Runaway (Child in Need of Supervision)	TR	3.0	4	6	2	50%
Juvenile Total			105	297	127	121.0%
Totals			248	687	273	110.1%



	Total Filings with %
Custody Visitation (CV)	56 23%
Criminal Misdemeanor (CM)	51 21%
Show Cause (SC)	30 12%
Civil Support (VS)	27 11%
Delinquency Misdemeanor (DM)	21 8%
Others	63 25%
Total	248 100%

Special Case Activities

Non-Case	NC	0.0	0
Emergency Protective Order	PE	1.0	36
Emergency Custody Order	EC	1.0	2
Temporary Detention Order	TD	1.0	10

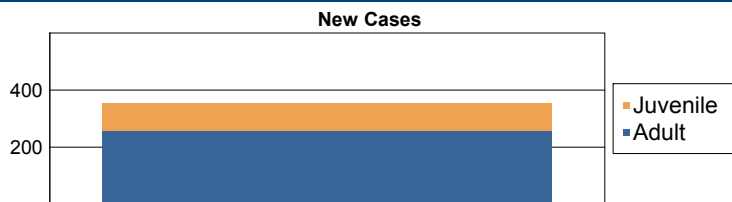
Commonwealth of Virginia
Caseload Statistics of the J&DR District Courts

Danville

August 2016

	Filing Type	Hearings Per Case	Filings	Hearings	Concluded	Clearance Rate
Adult						
Protective Order - Non Family Abuse	AP	1.0	1	1	1	100%
Capias	CA	2.7	28	100	41	146%
Criminal Felony	CF	3.4	1	7	5	500%
Criminal Misdemeanor	CM	3.4	60	175	54	90%
Protective Order – Family Abuse	FP	2.0	13	28	15	115%
Show Cause	SC	2.9	77	168	86	112%
Restricted License - Support	SL	1.0	2	2	2	100%
Civil Support	VS	1.7	74	129	81	109%
Adult Total			256	610	285	111.3%
Juvenile						
Abuse or Neglect	AN	0.0	1	2	0	0%
Protective Order – Non Family Abuse	AP	2.0	1	2	1	100%
Relief of Custody	CR	3.0	0	1	1	0%
Child in Need of Services	CS	3.3	1	6	3	300%
Custody Visitation	CV	1.6	67	110	57	85%
Delinquency Felony	DF	8.0	10	43	6	60%
Delinquency Misdemeanor	DM	3.4	6	53	23	383%
Foster Care Review	FC	1.0	4	4	4	100%
Protective Order – Family Abuse	FP	2.0	0	1	1	0%
Initial Foster Care Review	IF	1.0	2	2	2	100%
Juvenile Support	JS	0.0	0	1	0	0%
Permanency Planning	PH	1.0	1	7	1	100%
Status Offense	ST	3.1	3	20	8	267%
Traffic	T	1.0	1	1	1	100%
Juvenile Total			97	253	108	111.3%

Totals			353	863	393	111.3%
---------------	--	--	------------	------------	------------	---------------



	Total Filings with %
Show Cause (SC)	77 22%
Civil Support (VS)	74 21%
Custody Visitation (CV)	67 19%
Criminal Misdemeanor (CM)	60 17%
Capias (CA)	28 8%
Others	47 13%
Total	353 100%

Special Case Activities

Emergency Protective Order	PE	1.0	42
Emergency Custody Order	EC	1.0	6
Temporary Detention Order	TD	1.0	6

Commonwealth of Virginia
Caseload Statistics of the J&DR District Courts

Danville

July 2016

	Filing Type	Hearings Per Case	Filings	Hearings	Concluded	Clearance Rate
Adult						
Protective Order - Non Family Abuse	AP	2.0	1	2	1	100%
Capias	CA	2.8	29	76	26	90%
Criminal Felony	CF	3.0	3	10	3	100%
Criminal Misdemeanor	CM	3.5	51	156	42	82%
Protective Order – Family Abuse	FP	1.9	14	30	13	93%
Show Cause	SC	2.4	37	116	50	135%
Civil Support	VS	2.1	31	63	31	100%
Adult Total			166	453	166	100.0%
Juvenile						
Abuse or Neglect	AN	0.0	1	2	0	0%
Child in Need of Services	CS	0.0	1	2	0	0%
Custody Visitation	CV	2.0	58	117	51	88%
Delinquency Felony	DF	4.0	7	26	1	14%
Delinquency Misdemeanor	DM	3.9	26	60	16	62%
Foster Care Review	FC	1.0	3	3	3	100%
Protective Order – Family Abuse	FP	0.0	1	1	0	0%
Juvenile Support	JS	1.0	1	1	1	100%
Permanency Planning	PH	1.0	6	6	6	100%
Status Offense	ST	2.3	3	17	3	100%
Traffic	T	1.7	2	2	3	150%
Truancy/Runaway (Child in Need of Supervision)	TR	3.5	0	2	2	0%
Juvenile Total			109	239	86	78.9%
Totals			275	692	252	91.6%



	Total Filings with %
Custody Visitation (CV)	58 21%
Criminal Misdemeanor (CM)	51 19%
Show Cause (SC)	37 13%
Civil Support (VS)	31 11%
Capias (CA)	29 11%
Others	69 25%
Total	275 100%

Special Case Activities

Emergency Protective Order	PE	1.0	36
Temporary Detention Order	TD	1.0	4

Commonwealth of Virginia
Caseload Statistics of the J&DR District Courts

Danville

June 2016

	Filing Type	Hearings Per Case	Filings	Hearings	Concluded	Clearance Rate
Adult						
Capias	CA	2.7	34	85	37	109%
Criminal Felony	CF	2.7	6	32	18	300%
Criminal Misdemeanor	CM	2.6	52	146	31	60%
Protective Order – Family Abuse	FP	2.0	14	26	10	71%
Show Cause	SC	2.7	82	168	77	94%
Restricted License - Support	SL	1.0	1	1	1	100%
Civil Support	VS	2.2	56	95	54	96%
Adult Total			245	553	228	93.1%
Juvenile						
Abuse or Neglect	AN	4.0	0	1	1	0%
Relief of Custody	CR	0.0	2	2	0	0%
Child in Need of Services	CS	0.0	0	4	0	0%
Custody Visitation	CV	1.6	49	98	39	80%
Delinquency Felony	DF	2.7	7	31	6	86%
Delinquency Misdemeanor	DM	3.5	15	66	34	227%
Foster Care Review	FC	1.0	5	5	5	100%
Initial Foster Care Review	IF	1.0	2	2	2	100%
Permanency Planning	PH	1.0	4	4	4	100%
Status Offense	ST	3.3	9	28	7	78%
Traffic	T	3.0	0	4	3	0%
Truancy/Runaway (Child in Need of Supervision)	TR	5.8	1	10	4	400%
Juvenile Total			94	255	105	111.7%

Totals			339	808	333	98.2%
---------------	--	--	------------	------------	------------	--------------

New Cases



	Total Filings with %
Show Cause (SC)	82 24%
Civil Support (VS)	56 17%
Criminal Misdemeanor (CM)	52 15%
Custody Visitation (CV)	49 14%
Capias (CA)	34 10%
Others	66 19%
Total	339 100%

Special Case Activities

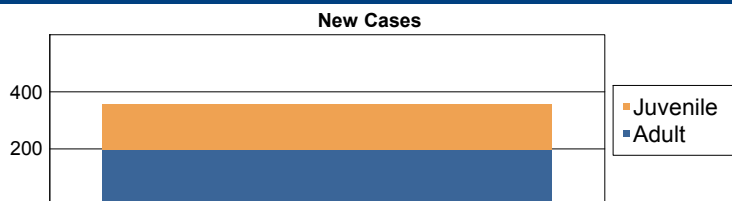
Non-Case	NC	0.0	0
Emergency Protective Order	PE	1.0	46
Emergency Custody Order	EC	1.0	2
Temporary Detention Order	TD	1.0	22

Commonwealth of Virginia
Caseload Statistics of the J&DR District Courts

Danville

May 2016

	Filing Type	Hearings Per Case	Filings	Hearings	Concluded	Clearance Rate
Adult						
Capias	CA	2.6	41	132	50	122%
Criminal Felony	CF	3.7	13	30	6	46%
Criminal Misdemeanor	CM	3.5	45	150	50	111%
Protective Order – Family Abuse	FP	2.0	12	20	7	58%
Protective Order – Stalking/Acts of Violence	PC	1.0	2	2	2	100%
Show Cause	SC	2.5	34	159	84	247%
Restricted License - Support	SL	1.0	1	1	1	100%
Civil Support	VS	2.0	50	90	55	110%
Adult Total			198	584	255	128.8%
Juvenile						
Abuse or Neglect	AN	4.0	0	9	8	0%
Child in Need of Services	CS	4.0	1	5	1	100%
Custody Visitation	CV	1.7	96	158	87	91%
Delinquency Felony	DF	5.4	2	30	11	550%
Delinquency Misdemeanor	DM	4.0	20	90	28	140%
Entrustment Agreement	ET	1.0	1	1	1	100%
Foster Care Review	FC	1.0	1	1	1	100%
Initial Foster Care Review	IF	1.0	3	3	3	100%
Juvenile Support	JS	0.0	1	1	0	0%
Permanency Planning	PH	1.0	11	11	5	45%
Paternity	PT	2.0	0	1	1	0%
Show Cause	SC	2.0	0	1	1	0%
Status Offense	ST	3.7	15	32	10	67%
Traffic	T	1.4	9	13	9	100%
Truancy/Runaway (Child in Need of Supervision)	TR	4.0	1	10	4	400%
Juvenile Total			161	366	170	105.6%
Totals			359	950	425	118.4%



	Total Filings with %
Custody Visitation (CV)	96 27%
Civil Support (VS)	50 14%
Criminal Misdemeanor (CM)	45 13%
Capias (CA)	41 11%
Show Cause (SC)	34 9%
Others	93 26%
Total	359 100%

Special Case Activities

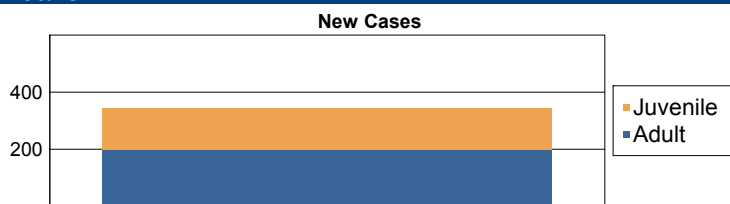
Non-Case	NC	0.0	0
Emergency Protective Order	PE	1.0	27
Emergency Custody Order	EC	1.0	2
Temporary Detention Order	TD	1.0	6

Commonwealth of Virginia
Caseload Statistics of the J&DR District Courts

Danville

April 2016

	Filing Type	Hearings Per Case	Filings	Hearings	Concluded	Clearance Rate
Adult						
Capias	CA	3.1	28	100	38	136%
Criminal Felony	CF	3.0	2	22	11	550%
Criminal Misdemeanor	CM	4.1	36	145	42	117%
Protective Order – Family Abuse	FP	1.9	6	13	7	117%
Show Cause	SC	2.0	93	183	96	103%
Civil Support	VS	2.3	33	66	41	124%
Adult Total			198	529	235	118.7%
Juvenile						
Abuse or Neglect	AN	4.0	1	11	1	100%
Child in Need of Services	CS	0.0	2	4	0	0%
Custody Visitation	CV	1.7	80	155	79	99%
Delinquency Felony	DF	5.3	9	27	4	44%
Delinquency Misdemeanor	DM	3.6	35	94	22	63%
Initial Foster Care Review	IF	1.0	3	3	3	100%
Permanency Planning	PH	1.0	1	1	1	100%
Show Cause	SC	0.0	1	1	0	0%
Status Offense	ST	3.1	5	29	14	280%
Traffic	T	2.6	2	8	5	250%
Termination of Parental Rights	TP	1.0	1	1	1	100%
Truancy/Runaway (Child in Need of Supervision)	TR	3.0	4	21	6	150%
Juvenile Total			144	355	136	94.4%
Totals			342	884	371	108.5%



	Total Filings with %
Show Cause (SC)	94 27%
Custody Visitation (CV)	80 23%
Criminal Misdemeanor (CM)	36 11%
Delinquency Misdemeanor (DM)	35 10%
Civil Support (VS)	33 10%
Others	64 19%
Total	342 100%

Special Case Activities

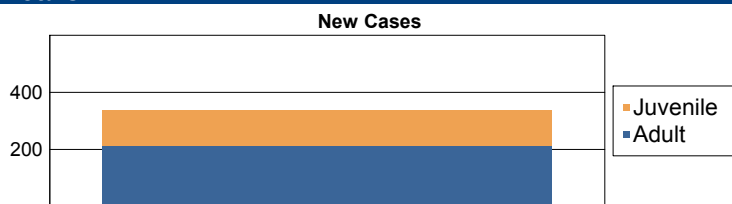
Non-Case	NC	0.0	0
Emergency Protective Order	PE	1.0	30
Emergency Custody Order	EC	1.0	6
Temporary Detention Order	TD	1.0	4

Commonwealth of Virginia
Caseload Statistics of the J&DR District Courts

Danville

March 2016

	Filing Type	Hearings Per Case	Filings	Hearings	Concluded	Clearance Rate
Adult						
Capias	CA	3.0	27	96	39	144%
Criminal Felonv	CF	2.8	11	29	4	36%
Criminal Misdemeanor	CM	3.0	38	161	59	155%
Protective Order – Family Abuse	FP	2.0	7	11	4	57%
Protective Order - Violation of Protective Order Conviction	PV	1.0	1	1	1	100%
Show Cause	SC	2.3	87	203	99	114%
Restricted License - Support	SL	1.0	2	2	2	100%
Civil Support	VS	2.2	41	103	53	129%
Adult Total			214	606	261	122.0%
Juvenile						
Abuse or Neglect	AN	3.0	4	15	5	125%
Child in Need of Services	CS	0.0	1	2	0	0%
Custody Visitation	CV	2.0	58	145	89	153%
Delinquency Felonv	DF	7.7	6	47	15	250%
Delinquency Misdemeanor	DM	3.8	17	83	32	188%
Entrustment Agreement	ET	1.0	1	1	1	100%
Foster Care Review	FC	1.0	10	10	10	100%
Initial Foster Care Review	IF	1.0	4	4	4	100%
Permanency Planning	PH	1.0	1	1	1	100%
Paternity	PT	0.0	1	1	0	0%
Status Offense	ST	3.8	10	33	12	120%
Traffic	T	2.0	5	6	2	40%
Truancy/Runaway (Child in Need of Supervision)	TR	3.0	7	13	1	14%
Juvenile Total			125	361	172	137.6%
Totals			339	967	433	127.7%



	Total Filings with %
Show Cause (SC)	87 26%
Custody Visitation (CV)	58 17%
Civil Support (VS)	41 12%
Criminal Misdemeanor (CM)	38 11%
Capias (CA)	27 8%
Others	88 26%
Total	339 100%

Special Case Activities

Non-Case	NC	1.0	1
Emergency Protective Order	PE	1.0	39
Emergency Custody Order	EC	1.0	6
Temporary Detention Order	TD	1.0	14

Commonwealth of Virginia
Caseload Statistics of the J&DR District Courts

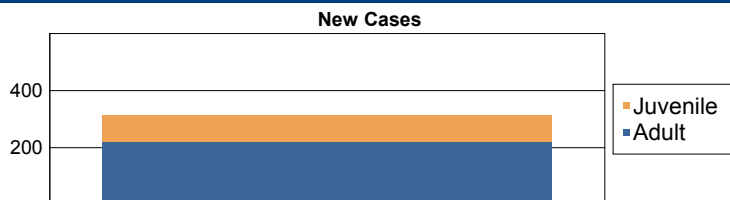
Danville

February 2016

	Filing Type	Hearings Per Case	Filings	Hearings	Concluded	Clearance Rate
Adult						
Capias	CA	2.3	36	100	33	92%
Criminal Felony	CF	3.3	13	35	17	131%
Criminal Misdemeanor	CM	3.1	57	178	59	104%
Protective Order – Family Abuse	FP	2.3	4	13	9	225%
Show Cause	SC	2.2	78	190	87	112%
Restricted License - Support	SL	1.0	1	1	1	100%
Civil Support	VS	2.2	32	84	39	122%
Adult Total			221	601	245	110.9%

Juvenile						
Abuse or Neglect	AN	0.0	7	13	0	0%
Child in Need of Services	CS	2.8	3	7	4	133%
Custody Visitation	CV	1.9	35	118	68	194%
Delinquency Felony	DF	3.6	8	45	13	163%
Delinquency Misdemeanor	DM	3.5	14	100	34	243%
Entrustment Agreement	ET	1.5	1	2	2	200%
Foster Care Review	FC	1.0	2	2	2	100%
Initial Foster Care Review	IF	2.0	0	1	1	0%
Permanency Planning	PH	1.3	3	4	4	133%
Status Offense	ST	3.1	14	45	14	100%
Traffic	T	2.5	1	4	2	200%
Termination of Parental Rights	TP	1.0	2	2	2	100%
Truancy/Runaway (Child in Need of Supervision)	TR	3.8	3	17	9	300%
Juvenile Total			93	360	155	166.7%

Totals			314	961	400	127.4%
---------------	--	--	------------	------------	------------	---------------



	Total Filings with %	
Show Cause (SC)	78	25%
Criminal Misdemeanor (CM)	57	18%
Capias (CA)	36	11%
Custody Visitation (CV)	35	11%
Civil Support (VS)	32	10%
Others	76	24%
Total	314	100%

Special Case Activities

Emergency Protective Order	PE	1.0	33
Emergency Custody Order	EC	1.0	6
Temporary Detention Order	TD	1.0	12

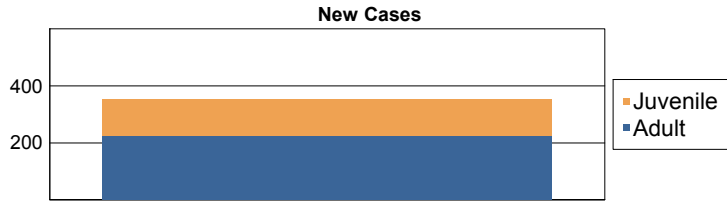
**Commonwealth of Virginia
Caseload Statistics of the J&DR District Courts**

Danville

January 2016

	Filing Type	Hearings Per Case	Filings	Hearings	Concluded	Clearance Rate
Adult						
Capias	CA	3.2	42	126	50	119%
Criminal Felony	CF	2.6	7	37	14	200%
Criminal Misdemeanor	CM	3.1	49	192	62	127%
Protective Order – Family Abuse	FP	2.1	9	20	10	111%
Show Cause	SC	2.3	83	229	112	135%
Restricted License - Support	SL	1.0	1	1	1	100%
Civil Support	VS	1.9	34	74	37	109%
Adult Total			225	679	286	127.1%
Juvenile						
Abuse or Neglect	AN	0.0	3	6	0	0%
Child in Need of Services	CS	2.0	1	4	1	100%
Custody Visitation	CV	2.2	67	125	59	88%
Delinquency Felony	DF	3.3	4	29	9	225%
Delinquency Misdemeanor	DM	3.3	27	120	39	144%
Entrustment Agreement	ET	0.0	1	1	0	0%
Foster Care Review	FC	1.0	5	5	5	100%
Initial Foster Care Review	IF	0.0	1	1	0	0%
Permanency Planning	PH	1.0	6	6	5	83%
Status Offense	ST	2.3	10	35	7	70%
Traffic	T	3.0	1	8	3	300%
Truancy/Runaway (Child in Need of Supervision)	TR	4.5	3	19	2	67%
Juvenile Total			129	359	130	100.8%

Totals			354	1,038	416	117.5%
---------------	--	--	------------	--------------	------------	---------------



	Total Filings with %
Show Cause (SC)	83 23%
Custody Visitation (CV)	67 19%
Criminal Misdemeanor (CM)	49 14%
Capias (CA)	42 12%
Civil Support (VS)	34 10%
Others	79 22%
Total	354 100%

Special Case Activities

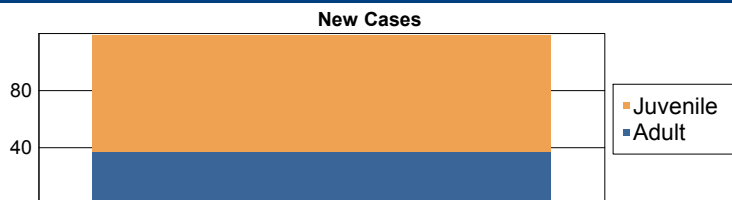
Non-Case	NC	0.0	1
Emergency Protective Order	PE	1.0	25
Emergency Custody Order	EC	1.0	6
Temporary Detention Order	TD	1.0	4

Commonwealth of Virginia
Caseload Statistics of the J&DR District Courts

Dickenson

December 2016

	Filing Type	Hearings Per Case	Filings	Hearings	Concluded	Clearance Rate
Adult						
Cabias	CA	0.0	0	1	0	0%
Criminal Felony	CF	2.7	4	9	3	75%
Criminal Misdemeanor	CM	3.0	5	13	3	60%
Protective Order – Family Abuse	FP	2.8	3	7	4	133%
Motion - Modifv Protective Order	MP	1.0	1	1	1	100%
Show Cause	SC	4.0	12	31	9	75%
Civil Support	VS	1.8	12	24	16	133%
Adult Total			37	86	36	97.3%
Juvenile						
Abuse or Neglect	AN	2.3	12	24	6	50%
Custody Visitation	CV	2.5	40	93	54	135%
Delinquency Felony	DF	0.0	0	1	0	0%
Delinquency Misdemeanor	DM	2.3	6	10	4	67%
Entrustment Agreement	ET	1.0	2	2	2	100%
Foster Care Review	FC	1.0	1	1	1	100%
Initial Foster Care Review	IF	1.0	1	1	1	100%
Permanency Planning	PH	1.2	6	7	6	100%
Show Cause	SC	0.0	1	1	0	0%
Status Offense	ST	2.0	2	7	2	100%
Traffic	T	1.8	6	12	9	150%
Termination of Parental Rights	TP	1.0	3	3	3	100%
Truancy/Runaway (Child in Need of Supervision)	TR	0.0	2	2	0	0%
Juvenile Total			82	164	88	107.3%
Totals			119	250	124	104.2%



	Total Filings with %
Custody Visitation (CV)	40 34%
Show Cause (SC)	13 11%
Abuse or Neglect (AN)	12 10%
Civil Support (VS)	12 10%
Delinquency Misdemeanor (DM)	6 5%
Others	36 30%
Total	119 100%

Special Case Activities

Emergency Protective Order	PE	1.0	4
----------------------------	----	-----	---


**Commonwealth of Virginia
Caseload Statistics of the J&DR District Courts**

Dickenson

November 2016

	Filing Type	Hearings Per Case	Filings	Hearings	Concluded	Clearance Rate
Adult						
Capias	CA	2.0	1	3	2	200%
Criminal Felonv	CF	2.0	1	4	1	100%
Criminal Misdemeanor	CM	3.1	2	11	7	350%
Protective Order – Family Abuse	FP	2.5	3	14	2	67%
Motion - Modifv Protective Order	MP	2.0	0	2	2	0%
Remand Support	RS	1.0	1	1	1	100%
Show Cause	SC	3.8	8	28	17	213%
Civil Support	VS	2.6	9	25	8	89%
Adult Total			25	88	40	160.0%
Juvenile						
Abuse or Nealect	AN	2.3	3	11	3	100%
Child in Need of Services	CS	3.0	0	3	1	0%
Custodv Visitation	CV	2.7	36	123	70	194%
Delinquencv Felonv	DF	4.0	2	3	1	50%
Delinquencv Misdemeanor	DM	6.8	4	11	5	125%
Foster Care Review	FC	1.0	6	6	6	100%
Protective Order – Familv Abuse	FP	2.0	1	2	1	100%
Initial Foster Care Review	IF	1.0	1	1	1	100%
Permanencv Planning	PH	1.5	1	2	2	200%
Paternity	PT	3.0	0	1	1	0%
Child at Risk of Abuse or Nealect	RI	2.0	1	2	1	100%
Status Offense	ST	3.0	6	8	1	17%
Traffic	T	2.0	0	0	1	0%
Truancv/Runawav (Child in Need of Supervision)	TR	1.0	1	2	1	100%
Juvenile Total			62	175	95	153.2%
Totals			87	263	135	155.2%

New Cases



	Total Filings with %
Custody Visitation (CV)	36 41%
Civil Support (VS)	9 10%
Show Cause (SC)	8 9%
Foster Care Review (FC)	6 7%
Status Offense (ST)	6 7%
Others	22 25%
Total	87 100%

Special Case Activities

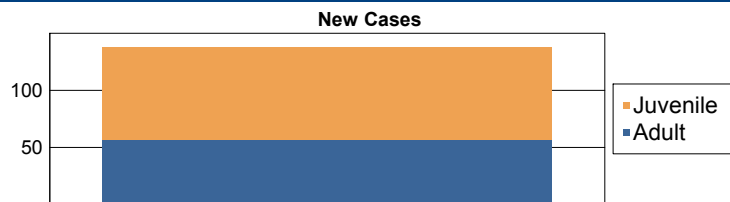
Emergency Protective Order	PE	1.0	2
----------------------------	----	-----	---

Commonwealth of Virginia
Caseload Statistics of the J&DR District Courts

Dickenson

October 2016

	Filing Type	Hearings Per Case	Filings	Hearings	Concluded	Clearance Rate
Adult						
Capias	CA	2.3	2	7	3	150%
Criminal Felonv	CF	2.0	1	5	2	200%
Criminal Misdemeanor	CM	3.8	2	17	9	450%
Protective Order – Family Abuse	FP	2.5	10	23	2	20%
Motion - Modifv Protective Order	MP	1.0	5	5	3	60%
Remand Support	RS	1.0	2	2	2	100%
Show Cause	SC	3.3	10	58	26	260%
Civil Support	VS	1.7	25	45	32	128%
Adult Total			57	162	79	138.6%
Juvenile						
Abuse or Neglect	AN	2.0	4	5	1	25%
Child in Need of Services	CS	3.3	0	6	3	0%
Custody Visitation	CV	2.1	61	114	43	70%
Delinquency Felonv	DF	5.0	0	2	1	0%
Delinquency Misdemeanor	DM	2.8	2	16	9	450%
Foster Care Review	FC	1.0	4	4	4	100%
Initial Foster Care Review	IF	1.0	2	2	2	100%
Permanency Planning	PH	0.0	1	1	0	0%
Child at Risk of Abuse or Neglect	RI	0.0	0	1	0	0%
Show Cause	SC	1.0	1	1	1	100%
Status Offense	ST	1.5	3	6	2	67%
Traffic	T	2.0	1	3	2	200%
Truancy/Runaway (Child in Need of Supervision)	TR	5.0	2	7	2	100%
Juvenile Total			81	168	70	86.4%
Totals			138	330	149	108.0%



	Total Filings with %
Custody Visitation (CV)	61 44%
Civil Support (VS)	25 18%
Show Cause (SC)	11 8%
Protective Order – Family Abuse (FP)	10 7%
Motion - Modify Protective Order (MP)	5 4%
Others	26 19%
Total	138 100%

Special Case Activities

Emergency Protective Order	PE	1.0	4
----------------------------	----	-----	---


Commonwealth of Virginia
Caseload Statistics of the J&DR District Courts

Dickenson

September 2016

	Filing Type	Hearings Per Case	Filings	Hearings	Concluded	Clearance Rate
Adult						
Cabias	CA	2.0	2	4	1	50%
Criminal Felony	CF	3.2	2	8	5	250%
Criminal Misdemeanor	CM	3.4	6	27	12	200%
Protective Order – Family Abuse	FP	0.0	2	4	0	0%
Show Cause	SC	7.5	1	14	4	400%
Civil Support	VS	4.1	8	13	7	88%
Adult Total			21	70	29	138.1%
Juvenile						
Abuse or Neglect	AN	4.8	1	7	6	600%
Child in Need of Services	CS	4.0	3	7	2	67%
Custody Visitation	CV	1.8	85	125	70	82%
Delinquency Felony	DF	0.0	0	11	0	0%
Delinquency Misdemeanor	DM	4.5	2	15	6	300%
Entrustment Agreement	ET	1.0	10	10	10	100%
Foster Care Review	FC	1.3	2	3	3	150%
Initial Foster Care Review	IF	1.0	2	2	2	100%
Motion - Modify Protective Order	MP	1.0	6	6	6	100%
Permanency Planning	PH	1.2	9	11	11	122%
Paternity	PT	4.0	0	1	1	0%
Child at Risk of Abuse or Neglect	RI	0.0	0	1	0	0%
Show Cause	SC	3.0	0	1	1	0%
Status Offense	ST	4.8	4	12	5	125%
Traffic	T	1.0	9	9	3	33%
Termination of Parental Rights	TP	1.0	2	2	2	100%
Truancy/Runaway (Child in Need of Supervision)	TR	6.0	1	2	1	100%
Juvenile Total			136	225	129	94.9%

Totals			157	295	158	100.6%
---------------	--	--	------------	------------	------------	---------------



	Total Filings with %
Custody Visitation (CV)	85 54%
Entrustment Agreement (ET)	10 6%
Permanency Planning (PH)	9 6%
Traffic (T)	9 6%
Civil Support (VS)	8 5%
Others	36 23%
Total	157 100%

Special Case Activities

Emergency Protective Order	PE	1.0	4
Emergency Custody Order	EC	1.0	2

Commonwealth of Virginia
Caseload Statistics of the J&DR District Courts


Dickenson

August 2016

	Filing Type	Hearings Per Case	Filings	Hearings	Concluded	Clearance Rate
Adult						
Capias	CA	5.0	1	5	2	200%
Criminal Felony	CF	0.0	1	4	0	0%
Criminal Misdemeanor	CM	3.8	7	22	5	71%
Protective Order – Family Abuse	FP	1.8	3	7	5	167%
Remand Support	RS	1.0	1	1	1	100%
Show Cause	SC	4.3	7	37	11	157%
Civil Support	VS	2.7	16	35	20	125%
Adult Total			36	111	44	122.2%
Juvenile						
Abuse or Neglect	AN	3.0	3	7	3	100%
Child in Need of Services	CS	3.0	3	6	1	33%
Custody Visitation	CV	2.4	31	92	46	148%
Delinquency Felony	DF	0.0	1	2	0	0%
Delinquency Misdemeanor	DM	3.0	4	17	7	175%
Foster Care Review	FC	1.0	3	3	2	67%
Initial Foster Care Review	IF	1.5	1	2	2	200%
Motion - Modify Protective Order	MP	1.5	3	6	6	200%
Permanency Planning	PH	1.0	5	5	3	60%
Paternity	PT	0.0	1	3	0	0%
Child at Risk of Abuse or Neglect	RI	0.0	1	2	0	0%
Show Cause	SC	1.8	2	6	4	200%
Status Offense	ST	2.3	0	7	3	0%
Termination of Parental Rights	TP	1.0	1	1	1	100%
Truancy/Runaway (Child in Need of Supervision)	TR	3.0	0	5	1	0%
Juvenile Total			59	164	79	133.9%

Totals			95	275	123	129.5%
---------------	--	--	-----------	------------	------------	---------------

New Cases



	Total Filings with %
Custody Visitation (CV)	31 33%
Civil Support (VS)	16 17%
Show Cause (SC)	9 9%
Criminal Misdemeanor (CM)	7 7%
Permanency Planning (PH)	5 5%
Others	27 28%
Total	95 100%

Special Case Activities

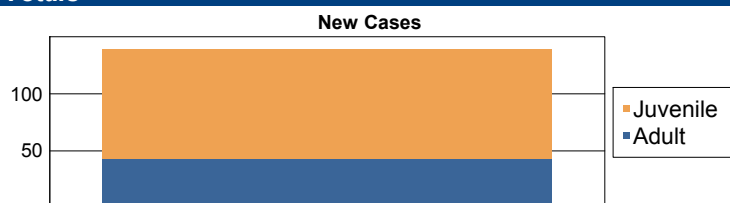
Emergency Protective Order	PE	1.0	3
----------------------------	----	-----	---

Commonwealth of Virginia
Caseload Statistics of the J&DR District Courts

Dickenson

July 2016

	Filing Type	Hearings Per Case	Filings	Hearings	Concluded	Clearance Rate
Adult						
Protective Order - Non Familv Abuse	AP	2.0	1	2	1	100%
Capias	CA	1.7	2	5	3	150%
Criminal Felony	CF	2.7	4	11	3	75%
Criminal Misdemeanor	CM	2.3	4	21	12	300%
Protective Order – Familv Abuse	FP	1.7	3	5	3	100%
Motion - Modify Protective Order	MP	1.0	1	1	1	100%
Remand Support	RS	1.0	2	2	2	100%
Show Cause	SC	2.9	13	42	14	108%
Civil Support	VS	1.9	13	28	15	115%
Adult Total			43	117	54	125.6%
Juvenile						
Abuse or Neglect	AN	3.3	3	19	7	233%
Protective Order – Non Familv Abuse	AP	0.0	0	1	0	0%
Child in Need of Services	CS	3.0	1	7	3	300%
Custody Visitation	CV	2.2	56	131	46	82%
Delinquency Misdemeanor	DM	2.9	7	18	9	129%
Entrustment Agreement	ET	1.0	1	1	1	100%
Foster Care Review	FC	1.5	5	10	10	200%
Initial Foster Care Review	IF	1.0	5	5	4	80%
Permanency Planning	PH	1.0	7	7	7	100%
Paternity	PT	2.0	0	2	1	0%
Show Cause	SC	0.0	3	3	0	0%
Status Offense	ST	3.2	4	11	5	125%
Traffic	T	1.0	4	3	3	75%
Truancy/Runaway (Child in Need of Supervision)	TR	0.0	0	1	0	0%
Juvenile Total			96	219	96	100.0%
Totals			139	336	150	107.9%



	Total Filings with %
Custody Visitation (CV)	56 40%
Show Cause (SC)	16 12%
Civil Support (VS)	13 9%
Delinquency Misdemeanor (DM)	7 5%
Permanency Planning (PH)	7 5%
Others	40 29%
Total	139 100%

Special Case Activities

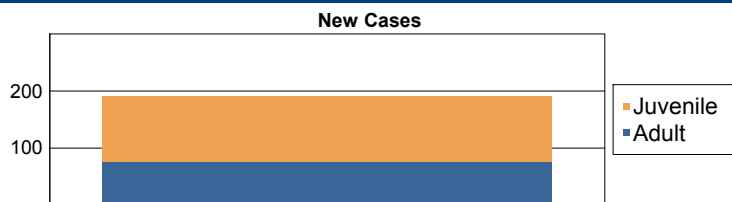
Emergency Protective Order	PE	1.0	4
----------------------------	----	-----	---

Commonwealth of Virginia
Caseload Statistics of the J&DR District Courts

Dickenson

June 2016

	Filing Type	Hearings Per Case	Filings	Hearings	Concluded	Clearance Rate
Adult						
Capias	CA	1.8	4	10	4	100%
Criminal Felony	CF	4.0	3	8	1	33%
Criminal Misdemeanor	CM	2.3	20	43	8	40%
Protective Order – Family Abuse	FP	1.8	9	15	8	89%
Motion - Modifv Protective Order	MP	1.0	1	1	1	100%
Remand Support	RS	1.0	1	1	1	100%
Show Cause	SC	3.6	21	73	28	133%
Restricted License - Support	SL	1.0	1	1	1	100%
Civil Support	VS	2.9	16	43	15	94%
Adult Total			76	195	67	88.2%
Juvenile						
Abuse or Neglect	AN	3.2	9	26	6	67%
Protective Order – Non Family Abuse	AP	0.0	1	1	0	0%
Child in Need of Services	CS	2.0	3	8	2	67%
Custody Visitation	CV	2.6	60	155	59	98%
Delinquency Felony	DF	0.0	6	6	0	0%
Delinquency Misdemeanor	DM	2.0	6	10	3	50%
Entrustment Agreement	ET	1.0	3	3	3	100%
Foster Care Review	FC	1.0	7	7	2	29%
Initial Foster Care Review	IF	1.0	4	4	4	100%
Motion - Modifv Protective Order	MP	0.0	3	3	0	0%
Permanency Planning	PH	1.5	4	6	4	100%
Paternity	PT	0.0	1	1	0	0%
Show Cause	SC	1.0	2	2	2	100%
Status Offense	ST	4.0	2	7	2	100%
Traffic	T	0.0	0	1	0	0%
Termination of Parental Rights	TP	1.0	2	2	2	100%
Truancy/Runaway (Child in Need of Supervision)	TR	3.1	1	15	9	900%
Juvenile Total			114	257	98	86.0%
Totals			190	452	165	86.8%



	Total Filings with %
Custody Visitation (CV)	60 32%
Show Cause (SC)	23 12%
Criminal Misdemeanor (CM)	20 11%
Civil Support (VS)	16 8%
Abuse or Neglect (AN)	9 5%
Others	62 33%
Total	190 100%

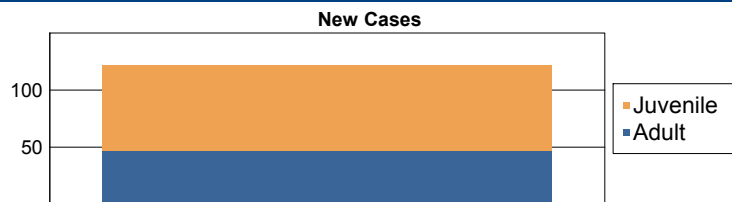
Special Case Activities

Emergency Protective Order	PE	1.0	12
----------------------------	----	-----	----

Commonwealth of Virginia
Caseload Statistics of the J&DR District Courts
 May 2016

Dickenson

	Filing Type	Hearings Per Case	Filings	Hearings	Concluded	Clearance Rate
Adult						
Capias	CA	0.0	2	4	0	0%
Criminal Felonv	CF	2.0	1	5	1	100%
Criminal Misdemeanor	CM	2.5	13	42	22	169%
Protective Order – Family Abuse	FP	1.7	5	8	7	140%
Remand Support	RS	1.0	2	2	2	100%
Show Cause	SC	3.1	16	48	14	88%
Restricted License - Support	SL	1.0	1	1	1	100%
Civil Support	VS	2.2	7	21	9	129%
Adult Total			47	131	56	119.1%
Juvenile						
Abuse or Neglect	AN	3.0	0	7	1	0%
Child in Need of Services	CS	2.8	3	6	4	133%
Custody Visitation	CV	2.3	45	92	36	80%
Delinquency Felonv	DF	9.0	0	1	1	0%
Delinquency Misdemeanor	DM	2.0	10	14	1	10%
Foster Care Review	FC	1.0	1	1	1	100%
Initial Foster Care Review	IF	1.0	1	1	1	100%
Permanency Planning	PH	1.9	3	9	7	233%
Paternity	PT	2.0	1	2	1	100%
Child at Risk of Abuse or Neglect	RI	3.8	0	5	5	0%
Status Offense	ST	0.0	0	4	0	0%
Traffic	T	2.3	0	5	4	0%
Termination of Parental Rights	TP	1.3	6	8	6	100%
Truancy/Runaway (Child in Need of Supervision)	TR	2.0	5	14	3	60%
Juvenile Total			75	169	71	94.7%
Totals			122	300	127	104.1%



	Total Filings with %
Custody Visitation (CV)	45 37%
Show Cause (SC)	16 13%
Criminal Misdemeanor (CM)	13 11%
Delinquency Misdemeanor (DM)	10 8%
Civil Support (VS)	7 6%
Others	31 25%
Total	122 100%

Special Case Activities

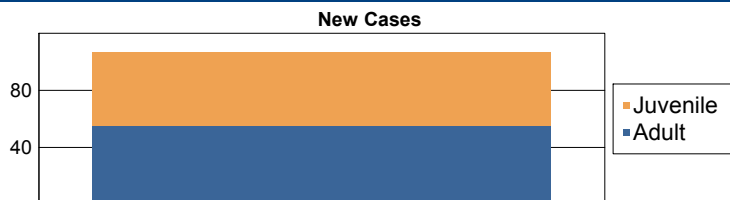
Emergency Protective Order	PE	1.0	9
----------------------------	----	-----	---

Commonwealth of Virginia
Caseload Statistics of the J&DR District Courts

Dickenson

April 2016

	Filing Type	Hearings Per Case	Filings	Hearings	Concluded	Clearance Rate
Adult						
Protective Order - Non Familv Abuse	AP	3.0	0	1	1	0%
Capias	CA	1.3	4	5	3	75%
Criminal Felonv	CF	2.0	5	7	2	40%
Criminal Misdemeanor	CM	1.9	16	32	7	44%
Protective Order – Familv Abuse	FP	2.5	3	5	4	133%
Motion - Modifv Protective Order	MP	1.0	3	3	3	100%
Show Cause	SC	2.0	13	23	3	23%
Civil Support	VS	2.5	11	26	10	91%
Adult Total			55	102	33	60.0%
Juvenile						
Abuse or Neglect	AN	2.3	7	20	4	57%
Child in Need of Services	CS	6.0	0	4	2	0%
Custodv Visitation	CV	2.4	22	90	47	214%
Delinquencv Felonv	DF	0.0	0	2	0	0%
Delinquencv Misdemeanor	DM	2.5	1	5	2	200%
Foster Care Review	FC	1.0	3	3	3	100%
Protective Order – Familv Abuse	FP	2.0	0	1	1	0%
Permanencv Planning	PH	1.0	8	8	4	50%
Paternity	PT	2.4	0	5	5	0%
Child at Risk of Abuse or Neglect	RI	0.0	1	6	0	0%
Status Offense	ST	2.0	3	13	5	167%
Traffic	T	1.7	5	6	3	60%
Truancv/Runawav (Child in Need of Supervision)	TR	2.0	2	8	3	150%
Juvenile Total			52	171	79	151.9%
Totals			107	273	112	104.7%



	Total Filings with %
Custody Visitation (CV)	22 21%
Criminal Misdemeanor (CM)	16 15%
Show Cause (SC)	13 12%
Civil Support (VS)	11 10%
Permanency Planning (PH)	8 7%
Others	37 35%
Total	107 100%

Special Case Activities

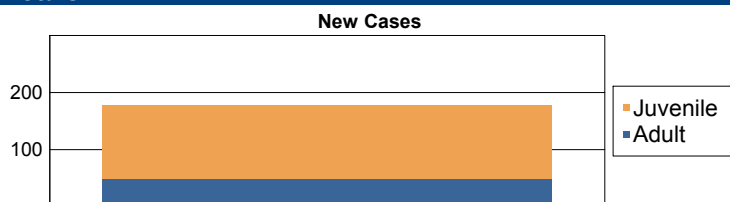
Emergency Protective Order	PE	1.0	7
----------------------------	----	-----	---

**Commonwealth of Virginia
Caseload Statistics of the J&DR District Courts**

Dickenson

March 2016

	Filing Type	Hearings Per Case	Filings	Hearings	Concluded	Clearance Rate
Adult						
Capias	CA	3.7	1	4	3	300%
Criminal Felony	CF	2.2	2	14	12	600%
Criminal Misdemeanor	CM	3.0	14	25	9	64%
Protective Order – Family Abuse	FP	2.0	6	17	8	133%
Motion - Modifv Protective Order	MP	1.0	2	2	2	100%
Remand Support	RS	1.0	1	1	1	100%
Show Cause	SC	3.2	3	36	11	367%
Civil Support	VS	1.9	20	39	17	85%
Adult Total			49	138	63	128.6%
Juvenile						
Abuse or Neglect	AN	3.8	5	19	9	180%
Child in Need of Services	CS	7.0	3	6	2	67%
Custody Visitation	CV	2.2	60	129	46	77%
Delinquency Felony	DF	0.0	0	3	0	0%
Delinquency Misdemeanor	DM	0.0	0	5	0	0%
Entrustment Agreement	ET	1.0	3	3	3	100%
Foster Care Review	FC	1.0	3	3	3	100%
Initial Foster Care Review	IF	1.5	5	10	10	200%
Motion - Modifv Protective Order	MP	1.0	3	3	3	100%
Permanency Planning	PH	1.0	15	15	15	100%
Paternity	PT	0.0	3	5	0	0%
Child at Risk of Abuse or Neglect	RI	3.2	4	14	6	150%
Status Offense	ST	0.0	7	8	0	0%
Traffic	T	1.6	4	5	8	200%
Termination of Parental Rights	TP	1.0	4	4	4	100%
Truancy/Runaway (Child in Need of Supervision)	TR	3.5	10	13	2	20%
Juvenile Total			129	245	111	86.0%
Totals			178	383	174	97.8%



	Total Filings with %
Custody Visitation (CV)	60 34%
Civil Support (VS)	20 11%
Permanency Planning (PH)	15 8%
Criminal Misdemeanor (CM)	14 8%
Truancy/Runaway (Child in Need of S	10 6%
Others	59 33%
Total	178 100%

Special Case Activities

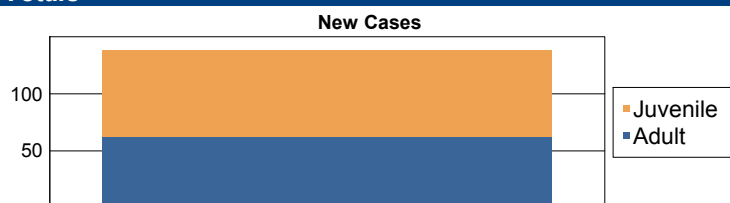
Emergency Protective Order	PE	1.0	8
----------------------------	----	-----	---

**Commonwealth of Virginia
Caseload Statistics of the J&DR District Courts**

Dickenson

February 2016

	Filing Type	Hearings Per Case	Filings	Hearings	Concluded	Clearance Rate
Adult						
Capias	CA	3.0	4	10	6	150%
Criminal Felonv	CF	2.3	10	18	7	70%
Criminal Misdemeanor	CM	2.7	5	29	21	420%
Protective Order – Family Abuse	FP	2.3	6	13	7	117%
Motion - Modifv Protective Order	MP	1.0	1	1	1	100%
Remand Support	RS	1.0	2	2	2	100%
Show Cause	SC	3.1	16	64	19	119%
Civil Support	VS	2.8	18	39	24	133%
Adult Total			62	176	87	140.3%
Juvenile						
Abuse or Nealect	AN	4.0	3	15	1	33%
Child in Need of Services	CS	3.5	0	4	2	0%
Custodv Visitation	CV	2.3	45	108	68	151%
Delinquencv Felonv	DF	0.0	1	2	0	0%
Delinquencv Misdemeanor	DM	3.7	0	8	6	0%
Entrustment Aqreement	ET	1.0	1	1	1	100%
Initial Foster Care Review	IF	1.0	7	7	2	29%
Motion - Modifv Protective Order	MP	2.0	1	2	1	100%
Permanencv Planning	PH	1.0	6	6	6	100%
Paternity	PT	0.0	1	1	0	0%
Child at Risk of Abuse or Nealect	RI	2.0	7	14	2	29%
Status Offense	ST	3.0	0	2	1	0%
Traffic	T	1.7	1	3	3	300%
Termination of Parental Rihts	TP	1.0	2	2	2	100%
Truancv/Runawav (Child in Need of Supervision)	TR	8.0	1	5	2	200%
Juvenile Total			76	180	97	127.6%
Totals			138	356	184	133.3%



	Total Filings with %
Custody Visitation (CV)	45 33%
Civil Support (VS)	18 13%
Show Cause (SC)	16 12%
Criminal Felony (CF)	10 7%
Child at Risk of Abuse or Neglect (RI)	7 5%
Others	42 30%
Total	138 100%

Special Case Activities

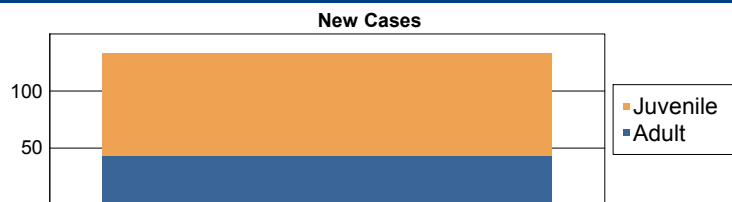
Emeraencv Protective Order	PE	1.0	3
----------------------------	----	-----	---

**Commonwealth of Virginia
Caseload Statistics of the J&DR District Courts**

Dickenson

January 2016

	Filing Type	Hearings Per Case	Filings	Hearings	Concluded	Clearance Rate
Adult						
Protective Order - Non Familv Abuse	AP	1.0	1	1	1	100%
Capias	CA	3.0	1	7	3	300%
Criminal Felonv	CF	2.0	7	11	3	43%
Criminal Misdemeanor	CM	2.9	17	40	10	59%
Protective Order – Familv Abuse	FP	2.0	4	9	1	25%
Motion - Modifv Protective Order	MP	1.0	1	1	1	100%
Remand Support	RS	1.0	1	1	1	100%
Show Cause	SC	2.0	4	13	5	125%
Civil Support	VS	1.5	7	19	4	57%
Adult Total			43	102	29	67.4%
Juvenile						
Abuse or Neglect	AN	4.7	7	20	3	43%
Protective Order – Non Familv Abuse	AP	3.0	0	2	2	0%
Child in Need of Services	CS	6.0	0	8	1	0%
Custody Visitation	CV	1.7	62	140	46	74%
Delinquency Felonv	DF	3.0	0	4	2	0%
Delinquency Misdemeanor	DM	3.0	2	11	2	100%
Foster Care Review	FC	1.0	1	1	1	100%
Initial Foster Care Review	IF	1.7	3	5	3	100%
Motion - Modifv Protective Order	MP	1.0	2	2	2	100%
Permanency Plannina	PH	1.0	3	3	3	100%
Paternity	PT	1.0	3	3	1	33%
Child at Risk of Abuse or Neglect	RI	2.0	0	3	3	0%
Show Cause	SC	4.0	0	1	1	0%
Status Offense	ST	0.0	1	4	0	0%
Traffic	T	1.3	5	5	6	120%
Termination of Parental Rights	TP	1.0	1	1	1	100%
Truancy/Runaway (Child in Need of Supervision)	TR	3.0	0	6	1	0%
Juvenile Total			90	219	78	86.7%
Totals			133	321	107	80.5%



	Total Filings with %
Custody Visitation (CV)	62 47%
Criminal Misdemeanor (CM)	17 13%
Abuse or Neglect (AN)	7 5%
Civil Support (VS)	7 5%
Criminal Felony (CF)	7 5%
Others	33 25%
Total	133 100%

Special Case Activities

Emergency Protective Order	PE	1.0	9
----------------------------	----	-----	---

**Commonwealth of Virginia
Caseload Statistics of the J&DR District Courts**

Dinwiddie

December 2016

	Filing Type	Hearings Per Case	Filings	Hearings	Concluded	Clearance Rate
Adult						
Capias	CA	2.4	11	29	15	136%
Criminal Felonv	CF	3.9	6	37	17	283%
Criminal Misdemeanor	CM	4.8	6	46	18	300%
Protective Order – Family Abuse	FP	2.7	2	10	3	150%
Show Cause	SC	4.1	15	63	33	220%
Restricted License - Support	SL	1.0	1	1	1	100%
Civil Support	VS	2.5	15	34	23	153%
Adult Total			56	220	110	196.4%
Juvenile						
Abuse or Neadlect	AN	4.4	0	5	5	0%
Child in Need of Services	CS	5.0	0	5	2	0%
Custody Visitation	CV	1.7	47	86	53	113%
Delinquencv Felonv	DF	4.3	0	8	3	0%
Delinquencv Misdemeanor	DM	2.7	6	16	6	100%
Foster Care Review	FC	1.0	1	1	1	100%
Paternity	PT	0.0	1	2	0	0%
Show Cause	SC	2.0	0	2	1	0%
Termination of Parental Rihts	TP	2.0	4	8	2	50%
Juvenile Total			59	133	73	123.7%
Totals			115	353	183	159.1%



	Total Filings with %
Custody Visitation (CV)	47 41%
Civil Support (VS)	15 13%
Show Cause (SC)	15 13%
Capias (CA)	11 10%
Criminal Felony (CF)	6 5%
Others	21 18%
Total	115 100%

Special Case Activities

Emeraency Protective Order	PE	1.0	8
----------------------------	----	-----	---

Commonwealth of Virginia
Caseload Statistics of the J&DR District Courts

Dinwiddie

November 2016

	Filing Type	Hearings Per Case	Filings	Hearings	Concluded	Clearance Rate
Adult						
Capias	CA	3.0	7	27	13	186%
Criminal Felonv	CF	3.8	8	47	8	100%
Criminal Misdemeanor	CM	3.3	20	82	19	95%
Protective Order – Family Abuse	FP	2.5	4	9	2	50%
Motion - Modifv Protective Order	MP	1.0	2	2	2	100%
Show Cause	SC	2.7	27	71	28	104%
Civil Support	VS	1.8	22	34	16	73%
Adult Total			90	272	88	97.8%
Juvenile						
Abuse or Neadlect	AN	3.0	5	15	5	100%
Child in Need of Services	CS	0.0	0	4	0	0%
Custody Visitation	CV	2.0	92	155	85	92%
Delinquencv Felonv	DF	6.7	4	24	10	250%
Delinquencv Misdemeanor	DM	3.4	7	35	14	200%
Foster Care Review	FC	1.0	3	3	3	100%
Paternity	PT	0.0	0	1	0	0%
Show Cause	SC	1.5	4	5	2	50%
Traffic	T	2.3	2	6	3	150%
Juvenile Total			117	248	122	104.3%
Totals			207	520	210	101.4%



	Total Filings with %	
Custody Visitation (CV)	92	44%
Show Cause (SC)	31	15%
Civil Support (VS)	22	11%
Criminal Misdemeanor (CM)	20	10%
Criminal Felony (CF)	8	4%
Others	34	16%
Total	207	100%

Special Case Activities

Emeraencv Protective Order	PE	1.0	12
----------------------------	----	-----	----

Commonwealth of Virginia
Caseload Statistics of the J&DR District Courts

Dinwiddie


October 2016

	Filing Type	Hearings Per Case	Filings	Hearings	Concluded	Clearance Rate
Adult						
Capias	CA	3.4	10	36	16	160%
Criminal Felonv	CF	2.9	12	33	8	67%
Criminal Misdemeanor	CM	3.9	23	85	24	104%
Protective Order – Family Abuse	FP	1.6	6	9	5	83%
Motion - Modifv Protective Order	MP	2.0	1	2	1	100%
Protective Order – Stalking/Acts of Violence	PC	1.0	1	1	1	100%
Show Cause	SC	6.2	22	76	35	159%
Restricted License - Support	SL	0.0	1	1	0	0%
Civil Support	VS	2.5	20	34	23	115%
Adult Total			96	277	113	117.7%

Juvenile						
Abuse or Neglect	AN	0.0	2	8	0	0%
Child in Need of Services	CS	0.0	1	1	0	0%
Custody Visitation	CV	2.5	60	114	68	113%
Delinquency Felonv	DF	4.1	0	17	7	0%
Delinquency Misdemeanor	DM	4.2	19	34	5	26%
Foster Care Review	FC	1.0	3	3	3	100%
Paternity	PT	0.0	1	2	0	0%
Show Cause	SC	2.0	1	2	2	200%
Traffic	T	2.0	3	4	4	133%
Termination of Parental Rights	TP	1.0	1	1	1	100%
Juvenile Total			91	186	90	98.9%

Totals			187	463	203	108.6%
---------------	--	--	------------	------------	------------	---------------

New Cases



	Total Filings with %
Custody Visitation (CV)	60 32%
Criminal Misdemeanor (CM)	23 12%
Show Cause (SC)	23 12%
Civil Support (VS)	20 11%
Delinquency Misdemeanor (DM)	19 10%
Others	42 22%
Total	187 100%

Special Case Activities

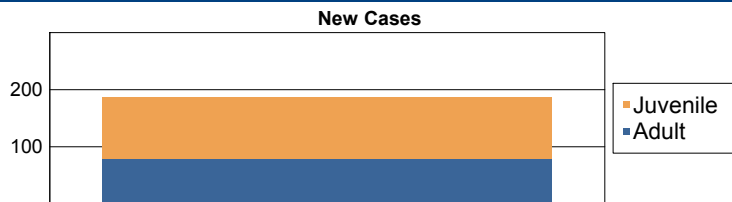
Emergency Protective Order	PE	1.0	17
----------------------------	----	-----	----

Commonwealth of Virginia
Caseload Statistics of the J&DR District Courts

Dinwiddie

September 2016

	Filing Type	Hearings Per Case	Filings	Hearings	Concluded	Clearance Rate
Adult						
Capias	CA	3.0	5	24	4	80%
Criminal Felony	CF	4.6	7	23	5	71%
Criminal Misdemeanor	CM	4.2	16	54	10	63%
Protective Order – Family Abuse	FP	2.6	2	10	5	250%
Show Cause	SC	2.1	22	68	14	64%
Restricted License - Support	SL	1.0	1	1	1	100%
Civil Support	VS	1.8	25	50	28	112%
Adult Total			78	230	67	85.9%
Juvenile						
Abuse or Neglect	AN	1.0	9	14	1	11%
Child in Need of Services	CS	0.0	0	2	0	0%
Custody Visitation	CV	2.7	81	176	81	100%
Delinquency Felony	DF	17.0	2	32	1	50%
Delinquency Misdemeanor	DM	2.3	3	16	4	133%
Foster Care Review	FC	1.0	1	1	1	100%
Show Cause	SC	0.0	2	3	0	0%
Traffic	T	1.3	6	9	4	67%
Termination of Parental Rights	TP	0.0	4	4	0	0%
Juvenile Total			108	257	92	85.2%
Totals			186	487	159	85.5%



	Total Filings with %	
Custody Visitation (CV)	81	44%
Civil Support (VS)	25	13%
Show Cause (SC)	24	13%
Criminal Misdemeanor (CM)	16	9%
Abuse or Neglect (AN)	9	5%
Others	31	17%
Total	186	100%

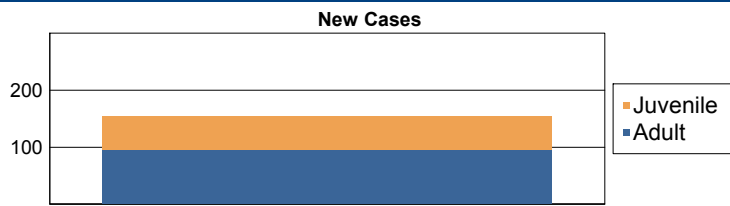
Special Case Activities

Emergency Protective Order	PE	1.0	7
Temporary Detention Order	TD	1.0	2

Commonwealth of Virginia
Caseload Statistics of the J&DR District Courts
August 2016

Dinwiddie

	Filing Type	Hearings Per Case	Filings	Hearings	Concluded	Clearance Rate
Adult						
Capias	CA	2.6	5	22	8	160%
Criminal Felonv	CF	2.0	11	24	4	36%
Criminal Misdemeanor	CM	3.2	21	84	11	52%
Protective Order – Family Abuse	FP	1.8	11	15	6	55%
Motion - Modifv Protective Order	MP	1.0	1	1	1	100%
Show Cause	SC	2.6	18	49	11	61%
Civil Support	VS	1.4	28	45	20	71%
Adult Total			95	240	61	64.2%
Juvenile						
Abuse or Neadlect	AN	0.0	1	2	0	0%
Custody Visitation	CV	2.3	53	142	80	151%
Delinquency Felonv	DF	3.7	3	12	3	100%
Delinquency Misdemeanor	DM	3.2	1	15	9	900%
Foster Care Review	FC	1.0	1	1	1	100%
Traffic	T	2.4	0	6	5	0%
Termination of Parental Rights	TP	3.1	0	12	12	0%
Juvenile Total			59	190	110	186.4%
Totals			154	430	171	111.0%



	Total Filings with %	
Custody Visitation (CV)	53	34%
Civil Support (VS)	28	18%
Criminal Misdemeanor (CM)	21	14%
Show Cause (SC)	18	12%
Criminal Felony (CF)	11	7%
Others	23	15%
Total	154	100%

Special Case Activities

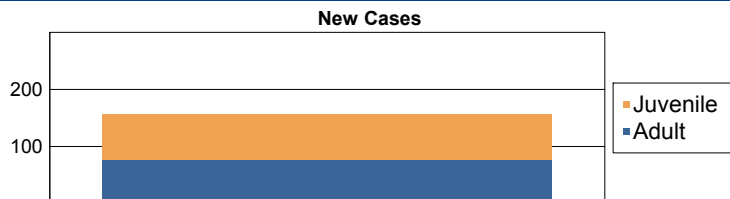
Emergency Protective Order	PE	1.0	14
Emergency Custody Order	EC	1.0	2

Commonwealth of Virginia
Caseload Statistics of the J&DR District Courts

Dinwiddie

July 2016

	Filing Type	Hearings Per Case	Filings	Hearings	Concluded	Clearance Rate
Adult						
Capias	CA	3.0	8	25	5	63%
Criminal Felonv	CF	3.7	5	16	6	120%
Criminal Misdemeanor	CM	3.1	12	46	10	83%
Protective Order – Family Abuse	FP	2.0	2	6	2	100%
Motion - Modifv Protective Order	MP	1.0	1	1	1	100%
Show Cause	SC	2.7	22	62	22	100%
Civil Support	VS	1.7	26	50	31	119%
Adult Total			76	206	77	101.3%
Juvenile						
Abuse or Neadlect	AN	3.0	3	10	4	133%
Child in Need of Services	CS	0.0	2	4	0	0%
Custody Visitation	CV	3.1	56	195	76	136%
Delinquencv Felonv	DF	5.0	2	9	5	250%
Delinquencv Misdemeanor	DM	3.1	5	23	14	280%
Foster Care Review	FC	1.0	7	7	7	100%
Paternity	PT	1.0	1	1	1	100%
Show Cause	SC	2.0	0	1	1	0%
Traffic	T	2.2	4	9	5	125%
Termination of Parental Rights	TP	0.0	0	6	0	0%
Juvenile Total			80	265	113	141.3%
Totals			156	471	190	121.8%



	Total Filings with %
Custody Visitation (CV)	56 36%
Civil Support (VS)	26 17%
Show Cause (SC)	22 14%
Criminal Misdemeanor (CM)	12 8%
Capias (CA)	8 5%
Others	32 21%
Total	156 100%

Special Case Activities

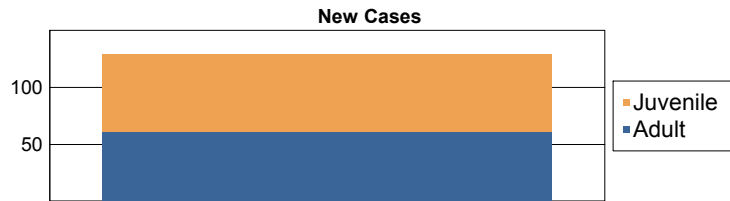
Emergency Protective Order	PE	1.0	7
Temporary Detention Order	TD	1.0	2

Commonwealth of Virginia
Caseload Statistics of the J&DR District Courts

Dinwiddie

June 2016

	Filing Type	Hearings Per Case	Filings	Hearings	Concluded	Clearance Rate
Adult						
Capias	CA	3.4	5	22	5	100%
Criminal Felony	CF	3.4	8	29	7	88%
Criminal Misdemeanor	CM	2.8	14	68	25	179%
Protective Order – Family Abuse	FP	1.0	2	5	1	50%
Motion - Modifv Protective Order	MP	1.0	3	3	3	100%
Show Cause	SC	2.4	14	68	19	136%
Civil Support	VS	2.2	15	43	26	173%
Adult Total			61	238	86	141.0%
Juvenile						
Abuse or Neglect	AN	0.0	0	1	0	0%
Child in Need of Services	CS	0.0	0	1	0	0%
Custody Visitation	CV	1.7	49	113	47	96%
Delinquency Felony	DF	0.0	1	10	0	0%
Delinquency Misdemeanor	DM	2.0	8	27	6	75%
Foster Care Review	FC	1.3	4	5	4	100%
Paternity	PT	10.0	0	1	1	0%
Show Cause	SC	2.0	1	4	3	300%
Traffic	T	2.0	5	7	2	40%
Termination of Parental Rights	TP	0.0	0	7	0	0%
Juvenile Total			68	176	63	92.6%
Totals			129	414	149	115.5%



	Total Filings with %	
Custody Visitation (CV)	49	38%
Civil Support (VS)	15	12%
Show Cause (SC)	15	12%
Criminal Misdemeanor (CM)	14	11%
Criminal Felony (CF)	8	6%
Others	28	22%
Total	129	100%

Special Case Activities

Emergency Protective Order	PE	1.0	9
----------------------------	----	-----	---

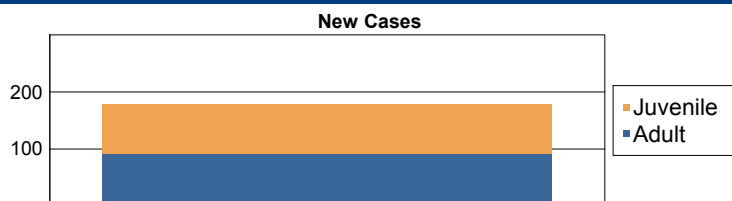
Commonwealth of Virginia
Caseload Statistics of the J&DR District Courts

Dinwiddie

May 2016

	Filing Type	Hearings Per Case	Filings	Hearings	Concluded	Clearance Rate
Adult						
Capias	CA	3.0	6	27	7	117%
Criminal Felony	CF	5.5	10	22	4	40%
Criminal Misdemeanor	CM	5.1	21	77	20	95%
Protective Order – Family Abuse	FP	1.5	6	9	4	67%
Show Cause	SC	3.5	14	48	16	114%
Civil Support	VS	1.6	35	50	31	89%
Adult Total			92	233	82	89.1%
Juvenile						
Abuse or Neglect	AN	0.0	1	1	0	0%
Child in Need of Services	CS	0.0	1	1	0	0%
Custody Visitation	CV	2.2	64	118	48	75%
Delinquency Felony	DF	3.8	2	18	8	400%
Delinquency Misdemeanor	DM	3.4	9	24	8	89%
Permanency Planning	PH	1.0	2	2	2	100%
Show Cause	SC	1.7	5	7	3	60%
Traffic	T	2.2	2	11	6	300%
Truancy/Runaway (Child in Need of Supervision)	TR	7.0	0	1	1	0%
Juvenile Total			86	183	76	88.4%

Totals			178	416	158	88.8%
---------------	--	--	------------	------------	------------	--------------



	Total Filings with %	
Custody Visitation (CV)	64	36%
Civil Support (VS)	35	20%
Criminal Misdemeanor (CM)	21	12%
Show Cause (SC)	19	11%
Criminal Felony (CF)	10	6%
Others	29	16%
Total	178	100%

Special Case Activities

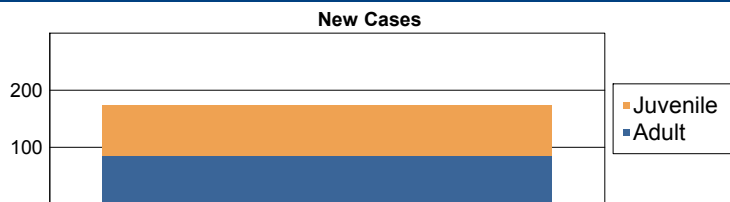
Emergency Protective Order	PE	1.0	8
----------------------------	----	-----	---

Commonwealth of Virginia
Caseload Statistics of the J&DR District Courts

Dinwiddie

April 2016

	Filing Type	Hearings Per Case	Filings	Hearings	Concluded	Clearance Rate
Adult						
Capias	CA	3.0	9	16	3	33%
Criminal Felony	CF	3.8	8	26	5	63%
Criminal Misdemeanor	CM	4.9	17	75	14	82%
Protective Order – Family Abuse	FP	2.0	2	5	3	150%
Show Cause	SC	6.9	21	62	17	81%
Civil Support	VS	1.1	29	48	19	66%
Adult Total			86	232	61	70.9%
Juvenile						
Abuse or Neglect	AN	2.0	1	2	2	200%
Custody Visitation	CV	2.2	57	162	52	91%
Delinquency Felony	DF	3.0	5	15	7	140%
Delinquency Misdemeanor	DM	2.8	6	19	4	67%
Child at Risk of Abuse or Neglect	RI	2.0	2	4	2	100%
Show Cause	SC	4.0	0	1	1	0%
Traffic	T	2.0	5	7	1	20%
Termination of Parental Rights	TP	0.0	12	12	0	0%
Juvenile Total			88	222	69	78.4%
Totals			174	454	130	74.7%



	Total Filings with %	
Custody Visitation (CV)	57	33%
Civil Support (VS)	29	17%
Show Cause (SC)	21	12%
Criminal Misdemeanor (CM)	17	10%
Termination of Parental Rights (TP)	12	7%
Others	38	22%
Total	174	100%

Special Case Activities

Emergency Protective Order	PE	1.0	9
Non-Case	NC	1.0	1

Commonwealth of Virginia
Caseload Statistics of the J&DR District Courts

Dinwiddie

March 2016

	Filing Type	Hearings Per Case	Filings	Hearings	Concluded	Clearance Rate
Adult						
Capias	CA	2.5	7	15	6	86%
Criminal Felonv	CF	1.9	16	31	14	88%
Criminal Misdemeanor	CM	3.6	15	57	17	113%
Protective Order – Family Abuse	FP	1.6	5	8	5	100%
Motion - Modifv Protective Order	MP	2.0	0	1	1	0%
Protective Order – Stalking/Acts of Violence	PC	1.0	2	2	2	100%
Show Cause	SC	4.7	21	57	22	105%
Civil Support	VS	2.0	19	39	23	121%
Adult Total			85	210	90	105.9%
Juvenile						
Abuse or Neglect	AN	0.0	0	1	0	0%
Custody Visitation	CV	2.8	45	115	48	107%
Delinquencv Felonv	DF	5.5	6	22	2	33%
Delinquencv Misdemeanor	DM	3.6	9	31	10	111%
Permanencv Planning	PH	1.0	1	1	1	100%
Paternity	PT	0.0	0	1	0	0%
Restricted Driver's License	RL	1.0	1	1	1	100%
Show Cause	SC	3.0	4	16	7	175%
Traffic	T	1.3	9	11	6	67%
Juvenile Total			75	199	75	100.0%
Totals			160	409	165	103.1%



	Total Filings with %	
Custody Visitation (CV)	45	28%
Show Cause (SC)	25	16%
Civil Support (VS)	19	12%
Criminal Felony (CF)	16	10%
Criminal Misdemeanor (CM)	15	9%
Others	40	25%
Total	160	100%

Special Case Activities

Emergency Protective Order	PE	1.0	12
Temporary Detention Order	TD	1.0	2


Commonwealth of Virginia
Caseload Statistics of the J&DR District Courts

Dinwiddie

February 2016

	Filing Type	Hearings Per Case	Filings	Hearings	Concluded	Clearance Rate
Adult						
Capias	CA	3.7	5	23	9	180%
Criminal Felony	CF	4.7	5	37	20	400%
Criminal Misdemeanor	CM	5.8	11	60	15	136%
Protective Order – Family Abuse	FP	1.8	6	10	5	83%
Motion - Modifv Protective Order	MP	1.0	2	2	2	100%
Show Cause	SC	2.9	14	75	27	193%
Civil Support	VS	1.7	19	41	21	111%
Adult Total			62	248	99	159.7%
Juvenile						
Abuse or Neglect	AN	3.0	1	3	1	100%
Protective Order – Non Family Abuse	AP	1.0	1	1	1	100%
Custody Visitation	CV	1.7	85	148	65	76%
Delinquency Felony	DF	2.0	4	10	2	50%
Delinquency Misdemeanor	DM	2.7	10	27	11	110%
Foster Care Review	FC	2.0	1	2	1	100%
Restricted Driver's License	RL	1.0	1	1	1	100%
Show Cause	SC	1.0	4	5	1	25%
Traffic	T	2.0	0	1	1	0%
Termination of Parental Rights	TP	5.0	0	1	1	0%
Truancy/Runaway (Child in Need of Supervision)	TR	0.0	0	1	0	0%
Juvenile Total			107	200	85	79.4%
Totals			169	448	184	108.9%

New Cases



	Total Filings with %	
Custody Visitation (CV)	85	50%
Civil Support (VS)	19	11%
Show Cause (SC)	18	11%
Criminal Misdemeanor (CM)	11	7%
Delinquency Misdemeanor (DM)	10	6%
Others	26	15%
Total	169	100%

Special Case Activities

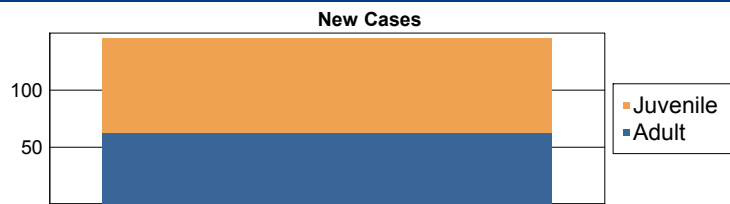
Emergency Protective Order	PE	1.0	11
----------------------------	----	-----	----

Commonwealth of Virginia
Caseload Statistics of the J&DR District Courts

Dinwiddie

January 2016

	Filing Type	Hearings Per Case	Filings	Hearings	Concluded	Clearance Rate
Adult						
Capias	CA	3.6	2	22	9	450%
Criminal Felony	CF	3.7	4	29	7	175%
Criminal Misdemeanor	CM	7.0	15	52	9	60%
Protective Order – Family Abuse	FP	1.5	1	2	2	200%
Motion - Modifv Protective Order	MP	2.0	1	2	1	100%
Show Cause	SC	3.2	17	71	29	171%
Civil Support	VS	2.2	23	46	25	109%
Adult Total			63	224	82	130.2%
Juvenile						
Abuse or Neglect	AN	6.0	1	5	2	200%
Relief of Custody	CR	1.0	1	1	1	100%
Custody Visitation	CV	3.1	58	121	37	64%
Delinquency Felony	DF	3.7	1	7	3	300%
Delinquency Misdemeanor	DM	3.5	12	37	12	100%
Foster Care Review	FC	1.0	1	1	1	100%
Permanency Planning	PH	1.0	7	7	7	100%
Show Cause	SC	1.5	2	4	2	100%
Traffic	T	2.0	0	1	1	0%
Termination of Parental Rights	TP	0.0	0	1	0	0%
Truancy/Runaway (Child in Need of Supervision)	TR	0.0	0	1	0	0%
Juvenile Total			83	186	66	79.5%
Totals			146	410	148	101.4%



	Total Filings with %	
Custody Visitation (CV)	58	40%
Civil Support (VS)	23	16%
Show Cause (SC)	19	13%
Criminal Misdemeanor (CM)	15	10%
Delinquency Misdemeanor (DM)	12	8%
Others	19	13%
Total	146	100%

Special Case Activities

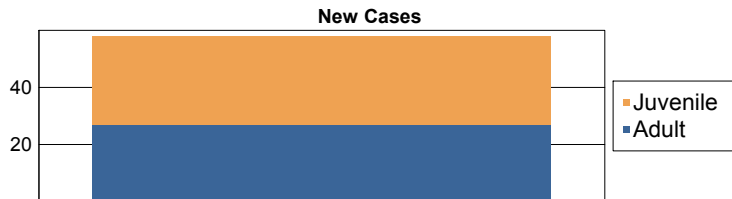
Emergency Protective Order	PE	1.0	9
----------------------------	----	-----	---

Commonwealth of Virginia
Caseload Statistics of the J&DR District Courts

Emporia

December 2016

	Filing Type	Hearings Per Case	Filings	Hearings	Concluded	Clearance Rate
Adult						
Protective Order - Non Family Abuse	AP	2.0	0	1	1	0%
Capias	CA	0.0	2	4	0	0%
Criminal Felony	CF	4.0	1	4	2	200%
Criminal Misdemeanor	CM	3.4	5	22	5	100%
Motion - Modify Protective Order	MP	2.0	0	1	1	0%
Show Cause	SC	2.5	9	23	4	44%
Civil Support	VS	1.9	10	20	8	80%
Adult Total			27	75	21	77.8%
Juvenile						
Abuse or Neglect	AN	6.5	0	5	2	0%
Capias	CA	0.0	0	1	0	0%
Child in Need of Services	CS	6.0	0	5	2	0%
Custody Visitation	CV	1.9	12	32	11	92%
Delinquency Felony	DF	5.0	0	12	2	0%
Delinquency Misdemeanor	DM	4.3	9	21	7	78%
Paternity	PT	0.0	1	2	0	0%
Show Cause	SC	0.0	0	3	0	0%
Status Offense	ST	1.3	8	12	9	113%
Traffic	T	2.0	1	4	2	200%
Juvenile Total			31	97	35	112.9%
Totals			58	172	56	96.6%



	Total Filings with %
Custody Visitation (CV)	12 21%
Civil Support (VS)	10 17%
Delinquency Misdemeanor (DM)	9 16%
Show Cause (SC)	9 16%
Status Offense (ST)	8 14%
Others	10 17%
Total	58 100%

Special Case Activities

Non-Case	NC	1.0	1
Emergency Protective Order	PE	1.0	12
Non-Case	NC	1.0	3
Temporary Detention Order	TD	1.0	2

Commonwealth of Virginia
Caseload Statistics of the J&DR District Courts

Emporia

November 2016

	Filing Type	Hearings Per Case	Filings	Hearings	Concluded	Clearance Rate
Adult						
Protective Order - Non Family Abuse	AP	0.0	1	1	0	0%
Capias	CA	4.0	2	6	5	250%
Criminal Felony	CF	3.0	4	8	1	25%
Criminal Misdemeanor	CM	3.8	7	37	14	200%
Protective Order – Family Abuse	FP	2.0	1	3	2	200%
Motion - Modify Protective Order	MP	0.0	1	1	0	0%
Protective Order - Violation of Protective Order Conviction	PV	1.0	1	1	1	100%
Remand Support	RS	0.0	1	1	0	0%
Show Cause	SC	4.0	12	40	25	208%
Civil Support	VS	2.3	9	15	10	111%
Adult Total			39	113	58	148.7%
Juvenile						
Abuse or Neglect	AN	0.0	0	1	0	0%
Capias	CA	0.0	1	2	0	0%
Child in Need of Services	CS	0.0	0	6	0	0%
Custody Visitation	CV	4.5	9	28	19	211%
Delinquency Felony	DF	0.0	9	16	0	0%
Delinquency Misdemeanor	DM	4.0	2	19	2	100%
Paternity	PT	2.0	0	2	2	0%
Remand Custody	RC	1.0	1	1	1	100%
Remand Visitation	RV	1.0	1	1	1	100%
Show Cause	SC	0.0	0	3	0	0%
Status Offense	ST	3.0	1	7	1	100%
Traffic	T	2.0	4	6	1	25%
Juvenile Total			28	92	27	96.4%
Totals			67	205	85	126.9%

New Cases



	Total Filings with %
Show Cause (SC)	12 18%
Civil Support (VS)	9 13%
Custody Visitation (CV)	9 13%
Delinquency Felony (DF)	9 13%
Criminal Misdemeanor (CM)	7 10%
Others	21 31%
Total	67 100%

Special Case Activities

Non-Case	NC	1.0	1
Emergency Protective Order	PE	1.0	13
Non-Case	NC	1.0	1

Commonwealth of Virginia
Caseload Statistics of the J&DR District Courts

Emporia

October 2016

	Filing Type	Hearings Per Case	Filings	Hearings	Concluded	Clearance Rate
Adult						
Capias	CA	4.0	1	10	7	700%
Criminal Felony	CF	9.5	2	10	4	200%
Criminal Misdemeanor	CM	4.3	10	40	8	80%
Protective Order – Family Abuse	FP	6.0	1	3	1	100%
Show Cause	SC	3.4	8	39	14	175%
Civil Support	VS	2.7	4	16	7	175%
Adult Total			26	118	41	157.7%
Juvenile						
Abuse or Neglect	AN	0.0	1	5	0	0%
Child in Need of Services	CS	0.0	0	2	0	0%
Custody Visitation	CV	2.2	19	39	14	74%
Delinquency Felony	DF	4.0	0	4	1	0%
Delinquency Misdemeanor	DM	3.0	4	20	3	75%
Foster Care Review	FC	1.8	1	4	4	400%
Paternity	PT	0.0	1	1	0	0%
Show Cause	SC	0.0	3	5	0	0%
Status Offense	ST	0.0	1	3	0	0%
Traffic	T	1.7	3	5	3	100%
Juvenile Total			33	88	25	75.8%
Totals			59	206	66	111.9%



	Total Filings with %
Custody Visitation (CV)	19 32%
Show Cause (SC)	11 19%
Criminal Misdemeanor (CM)	10 17%
Civil Support (VS)	4 7%
Delinquency Misdemeanor (DM)	4 7%
Others	11 19%
Total	59 100%

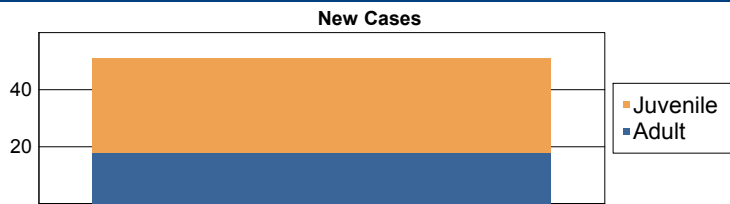
Special Case Activities

Emergency Protective Order	PE	1.0	16
----------------------------	----	-----	----

Commonwealth of Virginia
Caseload Statistics of the J&DR District Courts
September 2016

Emporia

	Filing Type	Hearings Per Case	Filings	Hearings	Concluded	Clearance Rate
Adult						
Capias	CA	2.5	1	6	2	200%
Criminal Felony	CF	2.0	2	6	1	50%
Criminal Misdemeanor	CM	3.0	10	31	7	70%
Protective Order – Family Abuse	FP	2.0	0	3	2	0%
Show Cause	SC	4.0	2	11	1	50%
Civil Support	VS	1.0	3	4	1	33%
Adult Total			18	61	14	77.8%
Juvenile						
Abuse or Neglect	AN	2.0	2	5	2	100%
Child in Need of Services	CS	0.0	0	4	0	0%
Custody Visitation	CV	3.7	12	33	10	83%
Delinquency Felony	DF	5.0	0	13	1	0%
Delinquency Misdemeanor	DM	4.5	6	28	2	33%
Foster Care Review	FC	0.0	3	3	0	0%
Paternity	PT	0.0	2	2	0	0%
Show Cause	SC	1.0	1	2	1	100%
Status Offense	ST	2.0	4	9	3	75%
Traffic	T	1.0	3	3	3	100%
Juvenile Total			33	102	22	66.7%
Totals			51	163	36	70.6%



	Total Filings with %
Custody Visitation (CV)	12 24%
Criminal Misdemeanor (CM)	10 20%
Delinquency Misdemeanor (DM)	6 12%
Status Offense (ST)	4 8%
Civil Support (VS)	3 6%
Others	16 31%
Total	51 100%

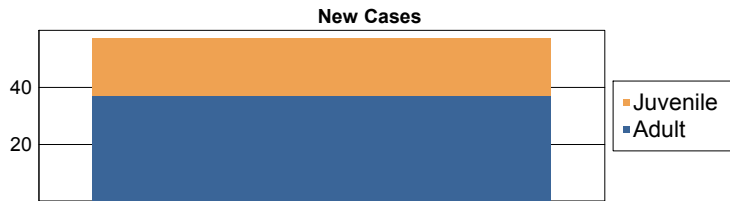
Special Case Activities

Non-Case	NC	1.0	2
Emergency Protective Order	PE	1.0	10

Commonwealth of Virginia
Caseload Statistics of the J&DR District Courts
August 2016

Emporia

	Filing Type	Hearings Per Case	Filings	Hearings	Concluded	Clearance Rate
Adult						
Capias	CA	2.8	7	17	5	71%
Criminal Felony	CF	6.5	1	7	2	200%
Criminal Misdemeanor	CM	3.5	13	26	4	31%
Protective Order – Family Abuse	FP	3.0	2	4	1	50%
Show Cause	SC	2.6	10	35	10	100%
Restricted License - Support	SL	1.0	1	1	1	100%
Civil Support	VS	2.7	3	18	7	233%
Adult Total			37	108	30	81.1%
Juvenile						
Abuse or Neglect	AN	0.0	1	2	0	0%
Child in Need of Services	CS	0.0	4	9	0	0%
Custody Visitation	CV	3.8	3	36	20	667%
Delinquency Felony	DF	4.6	3	21	5	167%
Delinquency Misdemeanor	DM	6.4	2	30	10	500%
Paternity	PT	1.0	1	1	1	100%
Restricted Driver's License	RL	1.0	1	1	1	100%
Show Cause	SC	2.0	1	3	1	100%
Status Offense	ST	2.7	2	11	3	150%
Traffic	T	1.5	2	3	2	100%
Juvenile Total			20	117	43	215.0%
Totals			57	225	73	128.1%



	Total Filings with %
Criminal Misdemeanor (CM)	13 23%
Show Cause (SC)	11 19%
Capias (CA)	7 12%
Child in Need of Services (CS)	4 7%
Civil Support (VS)	3 5%
Others	19 33%
Total	57 100%

Special Case Activities

Non-Case	NC	1.0	1
Emergency Protective Order	PE	1.0	15


Commonwealth of Virginia
Caseload Statistics of the J&DR District Courts

Emporia

July 2016

	Filing Type	Hearings Per Case	Filings	Hearings	Concluded	Clearance Rate
Adult						
Capias	CA	2.0	3	5	2	67%
Criminal Felony	CF	3.0	0	3	1	0%
Criminal Misdemeanor	CM	3.4	5	22	7	140%
Protective Order – Family Abuse	FP	0.0	1	2	0	0%
Show Cause	SC	3.2	5	18	5	100%
Civil Support	VS	1.6	5	14	7	140%
Adult Total			19	64	22	115.8%
Juvenile						
Abuse or Neglect	AN	0.0	0	1	0	0%
Capias	CA	1.0	1	1	1	100%
Child in Need of Services	CS	0.0	0	1	0	0%
Custody Visitation	CV	2.8	6	17	5	83%
Delinquency Felony	DF	8.0	0	5	1	0%
Delinquency Misdemeanor	DM	3.0	5	13	4	80%
Show Cause	SC	2.3	2	5	3	150%
Status Offense	ST	6.0	1	7	3	300%
Traffic	T	2.0	4	5	1	25%
Juvenile Total			19	55	18	94.7%
Totals			38	119	40	105.3%

New Cases



	Total Filings with %	
Show Cause (SC)	7	18%
Custody Visitation (CV)	6	16%
Civil Support (VS)	5	13%
Criminal Misdemeanor (CM)	5	13%
Delinquency Misdemeanor (DM)	5	13%
Others	10	26%
Total	38	100%

Special Case Activities

Emergency Protective Order	PE	1.0	12
----------------------------	----	-----	----

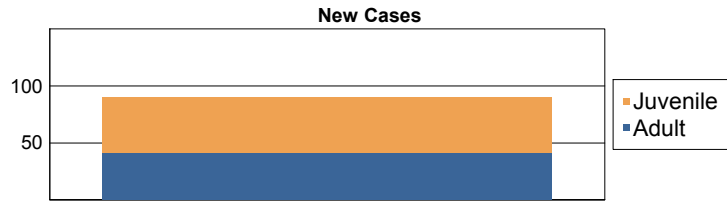
Commonwealth of Virginia
Caseload Statistics of the J&DR District Courts

Emporia

June 2016

	Filing Type	Hearings Per Case	Filings	Hearings	Concluded	Clearance Rate
Adult						
Bond Forfeiture Show Cause	BF	1.0	1	1	1	100%
Capias	CA	4.2	5	14	6	120%
Criminal Felony	CF	3.0	2	11	2	100%
Criminal Misdemeanor	CM	5.5	8	28	13	163%
Protective Order – Family Abuse	FP	2.0	0	1	1	0%
Motion - Modify Protective Order	MP	1.0	1	1	1	100%
Protective Order - Violation of Protective Order Conviction	PV	1.0	1	1	1	100%
Show Cause	SC	2.0	12	34	7	58%
Civil Support	VS	2.2	11	24	9	82%
Adult Total			41	115	41	100.0%
Juvenile						
Custody Visitation	CV	3.4	21	59	24	114%
Delinquency Felony	DF	3.0	5	21	7	140%
Delinquency Misdemeanor	DM	2.8	16	41	10	63%
Show Cause	SC	1.0	3	4	1	33%
Status Offense	ST	4.0	3	7	1	33%
Traffic	T	2.0	1	2	2	200%
Juvenile Total			49	134	45	91.8%

Totals			90	249	86	95.6%
---------------	--	--	-----------	------------	-----------	--------------



	Total Filings with %
Custody Visitation (CV)	21 23%
Delinquency Misdemeanor (DM)	16 18%
Show Cause (SC)	15 17%
Civil Support (VS)	11 12%
Criminal Misdemeanor (CM)	8 9%
Others	19 21%
Total	90 100%

Special Case Activities

Emergency Protective Order	PE	1.0	12
----------------------------	----	-----	----

**Commonwealth of Virginia
Caseload Statistics of the J&DR District Courts**

Emporia

May 2016

	Filing Type	Hearings Per Case	Filings	Hearings	Concluded	Clearance Rate
Adult						
Capias	CA	2.3	3	13	3	100%
Criminal Felonv	CF	3.0	0	7	1	0%
Criminal Misdemeanor	CM	3.2	7	33	10	143%
Protective Order – Family Abuse	FP	3.0	1	2	1	100%
Protective Order - Violation of Protective Order Conviction	PV	1.0	1	1	1	100%
Show Cause	SC	3.5	10	36	11	110%
Civil Support	VS	2.0	6	14	3	50%
Adult Total			28	106	30	107.1%
Juvenile						
Capias	CA	3.0	0	1	1	0%
Child in Need of Services	CS	16.0	1	3	1	100%
Custody Visitation	CV	2.7	3	52	23	767%
Delinquency Felonv	DF	6.8	6	24	4	67%
Delinquency Misdemeanor	DM	6.3	3	31	9	300%
Show Cause	SC	2.0	1	3	2	200%
Status Offense	ST	4.7	1	7	6	600%
Traffic	T	4.0	1	3	2	200%
Termination of Parental Rights	TP	1.0	1	1	1	100%
Juvenile Total			17	125	49	288.2%
Totals			45	231	79	175.6%

New Cases



	Total Filings with %
Show Cause (SC)	11 24%
Criminal Misdemeanor (CM)	7 16%
Civil Support (VS)	6 13%
Delinquency Felony (DF)	6 13%
Capias (CA)	3 7%
Others	12 27%
Total	45 100%

Special Case Activities

Non-Case	NC	1.0	1
Emergency Protective Order	PE	1.0	9
Temporary Detention Order	TD	1.0	2

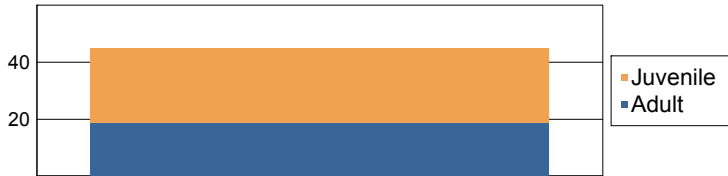
Commonwealth of Virginia
Caseload Statistics of the J&DR District Courts

Emporia

April 2016

	Filing Type	Hearings Per Case	Filings	Hearings	Concluded	Clearance Rate
Adult						
Capias	CA	6.0	4	11	5	125%
Criminal Felony	CF	5.0	1	5	1	100%
Criminal Misdemeanor	CM	4.7	2	19	3	150%
Protective Order – Family Abuse	FP	2.0	1	3	1	100%
Show Cause	SC	3.6	7	25	5	71%
Civil Support	VS	2.5	4	9	2	50%
Adult Total			19	72	17	89.5%
Juvenile						
Capias	CA	5.5	0	4	2	0%
Child in Need of Services	CS	0.0	0	1	0	0%
Custody Visitation	CV	1.8	17	41	13	76%
Delinquency Felony	DF	0.0	2	11	0	0%
Delinquency Misdemeanor	DM	6.2	4	27	6	150%
Show Cause	SC	4.0	1	3	2	200%
Status Offense	ST	4.0	0	6	1	0%
Traffic	T	5.0	2	5	2	100%
Juvenile Total			26	98	26	100.0%
Totals			45	170	43	95.6%

New Cases



	Total Filings with %	
Custody Visitation (CV)	17	38%
Show Cause (SC)	8	18%
Capias (CA)	4	9%
Civil Support (VS)	4	9%
Delinquency Misdemeanor (DM)	4	9%
Others	8	18%
Total	45	100%

Special Case Activities

Non-Case	NC	1.0	1
Emergency Protective Order	PE	1.0	10
Emergency Custody Order	EC	1.0	2
Temporary Detention Order	TD	1.0	6

Commonwealth of Virginia
Caseload Statistics of the J&DR District Courts

Emporia

March 2016

	Filing Type	Hearings Per Case	Filings	Hearings	Concluded	Clearance Rate
Adult						
Capias	CA	4.0	1	3	1	100%
Criminal Felony	CF	0.0	2	7	0	0%
Criminal Misdemeanor	CM	3.6	12	30	8	67%
Protective Order – Family Abuse	FP	0.0	1	1	0	0%
Protective Order - Violation of Protective Order Conviction	PV	1.0	1	1	1	100%
Show Cause	SC	2.6	7	23	5	71%
Civil Support	VS	1.8	7	13	8	114%
Adult Total			31	78	23	74.2%
Juvenile						
Abuse or Neglect	AN	4.0	0	2	1	0%
Capias	CA	0.0	2	3	0	0%
Child in Need of Services	CS	0.0	0	1	0	0%
Custody Visitation	CV	2.3	14	36	7	50%
Delinquency Felony	DF	0.0	7	11	0	0%
Delinquency Misdemeanor	DM	5.0	9	34	7	78%
Foster Care Review	FC	2.0	0	3	3	0%
Initial Foster Care Review	IF	1.0	1	1	1	100%
Paternity	PT	1.0	1	1	1	100%
Remand Custody	RC	1.0	1	1	1	100%
Remand Visitation	RV	1.0	1	1	1	100%
Show Cause	SC	2.0	3	4	3	100%
Status Offense	ST	5.0	0	11	2	0%
Traffic	T	0.0	1	4	0	0%
Juvenile Total			40	113	27	67.5%
Totals			71	191	50	70.4%



	Total Filings with %
Custody Visitation (CV)	14 20%
Criminal Misdemeanor (CM)	12 17%
Show Cause (SC)	10 14%
Delinquency Misdemeanor (DM)	9 13%
Civil Support (VS)	7 10%
Others	19 27%
Total	71 100%

Special Case Activities

Non-Case	NC	1.0	1
Emergency Protective Order	PE	1.0	14
Non-Case	NC	1.0	1

Commonwealth of Virginia
Caseload Statistics of the J&DR District Courts

Emporia

February 2016

	Filing Type	Hearings Per Case	Filings	Hearings	Concluded	Clearance Rate
Adult						
Bond Forfeiture Show Cause	BF	2.0	0	1	1	0%
Capias	CA	2.8	3	16	8	267%
Criminal Felony	CF	3.7	2	9	3	150%
Criminal Misdemeanor	CM	5.1	8	34	10	125%
Protective Order – Familv Abuse	FP	3.0	1	3	1	100%
Show Cause	SC	5.0	11	34	10	91%
Civil Support	VS	2.6	4	10	5	125%
Adult Total			29	107	38	131.0%
Juvenile						
Abuse or Neglect	AN	0.0	0	2	0	0%
Capias	CA	0.0	0	1	0	0%
Child in Need of Services	CS	12.0	0	1	1	0%
Custody Visitation	CV	2.0	21	42	11	52%
Delinquency Felony	DF	0.0	2	5	0	0%
Delinquency Misdemeanor	DM	4.2	6	28	9	150%
Show Cause	SC	3.0	0	5	2	0%
Status Offense	ST	5.0	3	11	2	67%
Traffic	T	3.2	1	8	5	500%
Juvenile Total			33	103	30	90.9%
Totals			62	210	68	109.7%

New Cases



	Total Filings with %	
Custody Visitation (CV)	21	34%
Show Cause (SC)	11	18%
Criminal Misdemeanor (CM)	8	13%
Delinquency Misdemeanor (DM)	6	10%
Civil Support (VS)	4	6%
Others	12	19%
Total	62	100%

Special Case Activities

Non-Case	NC	1.0	1
Emergency Protective Order	PE	1.0	6
Temporary Detention Order	TD	1.0	2

**Commonwealth of Virginia
Caseload Statistics of the J&DR District Courts**

Emporia

January 2016

	Filing Type	Hearings Per Case	Filings	Hearings	Concluded	Clearance Rate
Adult						
Bond Forfeiture Show Cause	BF	0.0	1	1	0	0%
Capias	CA	1.7	6	14	3	50%
Criminal Felony	CF	0.0	1	8	0	0%
Criminal Misdemeanor	CM	5.0	3	28	2	67%
Show Cause	SC	5.0	12	33	12	100%
Civil Support	VS	2.7	9	20	9	100%
Adult Total			32	104	26	81.3%
Juvenile						
Capias	CA	0.0	0	1	0	0%
Child in Need of Services	CS	0.0	0	2	0	0%
Custody Visitation	CV	2.8	11	40	10	91%
Delinquency Felony	DF	0.0	0	5	0	0%
Delinquency Misdemeanor	DM	2.0	5	31	2	40%
Foster Care Review	FC	0.0	3	3	0	0%
Show Cause	SC	6.0	0	4	1	0%
Status Offense	ST	0.0	3	10	0	0%
Traffic	T	0.0	2	5	0	0%
Termination of Parental Rights	TP	5.0	0	3	3	0%
Juvenile Total			24	104	16	66.7%
Totals			56	208	42	75.0%



	Total Filings with %	
Show Cause (SC)	12	21%
Custody Visitation (CV)	11	20%
Civil Support (VS)	9	16%
Capias (CA)	6	11%
Delinquency Misdemeanor (DM)	5	9%
Others	13	23%
Total	56	100%

Special Case Activities

Non-Case	NC	1.0	1
Emergency Protective Order	PE	1.0	9
Emergency Custody Order	EC	1.0	2

Commonwealth of Virginia
Caseload Statistics of the J&DR District Courts

Essex

December 2016

	Filing Type	Hearings Per Case	Filings	Hearings	Concluded	Clearance Rate
Adult						
Protective Order - Non Family Abuse	AP	0.0	0	1	0	0%
Capias	CA	2.0	3	5	2	67%
Criminal Felony	CF	4.0	0	2	1	0%
Criminal Misdemeanor	CM	3.9	9	19	7	78%
Protective Order – Family Abuse	FP	0.0	1	3	0	0%
Protective Order – Stalking/Acts of Violence	PC	1.0	1	1	1	100%
Show Cause	SC	2.0	4	10	3	75%
Civil Support	VS	1.3	9	16	7	78%
Adult Total			27	57	21	77.8%
Juvenile						
Abuse or Neglect	AN	3.0	0	2	2	0%
Child in Need of Services	CS	2.0	0	3	1	0%
Custody Visitation	CV	2.4	12	23	14	117%
Delinquency Misdemeanor	DM	2.0	0	1	1	0%
Initial Foster Care Review	IF	0.0	1	1	0	0%
Permanency Planning	PH	1.0	6	6	4	67%
Show Cause	SC	2.0	0	1	1	0%
Status Offense	ST	8.0	1	2	1	100%
Traffic	T	1.5	1	2	2	200%
Juvenile Total			21	41	26	123.8%
Totals			48	98	47	97.9%

New Cases



	Total Filings with %
Custody Visitation (CV)	12 25%
Civil Support (VS)	9 19%
Criminal Misdemeanor (CM)	9 19%
Permanency Planning (PH)	6 13%
Show Cause (SC)	4 8%
Others	8 17%
Total	48 100%

Special Case Activities

Emergency Protective Order	PE	1.2	5
----------------------------	----	-----	---

Commonwealth of Virginia
Caseload Statistics of the J&DR District Courts

Essex

November 2016

	Filing Type	Hearings Per Case	Filings	Hearings	Concluded	Clearance Rate
Adult						
Protective Order - Non Family Abuse	AP	0.0	1	1	0	0%
Capias	CA	4.3	1	6	3	300%
Criminal Felony	CF	2.0	3	10	4	133%
Criminal Misdemeanor	CM	2.8	5	20	9	180%
Protective Order – Family Abuse	FP	2.0	3	7	3	100%
Show Cause	SC	10.2	5	17	6	120%
Civil Support	VS	2.4	8	12	5	63%
Adult Total			26	73	30	115.4%
Juvenile						
Abuse or Neglect	AN	0.0	2	8	0	0%
Child in Need of Services	CS	0.0	3	3	0	0%
Custody Visitation	CV	1.0	24	25	9	38%
Delinquency Felony	DF	5.0	1	13	2	200%
Delinquency Misdemeanor	DM	3.5	4	21	6	150%
Foster Care Review	FC	1.0	1	1	1	100%
Motion - Modify Protective Order	MP	6.0	0	1	1	0%
Permanency Planning	PH	1.0	1	1	1	100%
Paternity	PT	0.0	3	3	0	0%
Show Cause	SC	1.0	1	1	1	100%
Status Offense	ST	4.5	1	4	2	200%
Traffic	T	2.0	4	5	3	75%
Juvenile Total			45	86	26	57.8%
Totals			71	159	56	78.9%

New Cases



	Total Filings with %
Custody Visitation (CV)	24 34%
Civil Support (VS)	8 11%
Show Cause (SC)	6 8%
Criminal Misdemeanor (CM)	5 7%
Delinquency Misdemeanor (DM)	4 6%
Others	24 34%
Total	71 100%

Special Case Activities

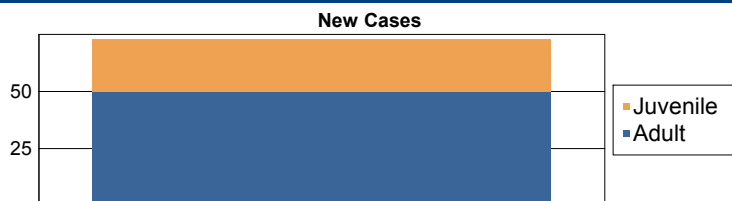
Emergency Protective Order	PE	1.0	13
----------------------------	----	-----	----

Commonwealth of Virginia
Caseload Statistics of the J&DR District Courts

Essex

October 2016

	Filing Type	Hearings Per Case	Filings	Hearings	Concluded	Clearance Rate
Adult						
Capias	CA	5.0	3	9	4	133%
Criminal Felonv	CF	3.5	4	10	4	100%
Criminal Misdemeanor	CM	3.2	9	21	10	111%
Show Cause	SC	2.7	14	32	6	43%
Civil Support	VS	1.4	20	30	12	60%
Adult Total			50	102	36	72.0%
Juvenile						
Abuse or Neglect	AN	2.0	1	2	1	100%
Custody Visitation	CV	2.2	6	41	14	233%
Delinquency Felonv	DF	0.0	1	2	0	0%
Delinquency Misdemeanor	DM	5.4	2	14	5	250%
Foster Care Review	FC	0.0	2	2	0	0%
Permanency Planning	PH	0.0	1	1	0	0%
Status Offense	ST	4.5	0	8	2	0%
Traffic	T	1.1	10	7	9	90%
Juvenile Total			23	77	31	134.8%
Totals			73	179	67	91.8%



	Total Filings with %
Civil Support (VS)	20 27%
Show Cause (SC)	14 19%
Traffic (T)	10 14%
Criminal Misdemeanor (CM)	9 12%
Custody Visitation (CV)	6 8%
Others	14 19%
Total	73 100%

Special Case Activities

Emergency Protective Order	PE	1.0	3
----------------------------	----	-----	---

Commonwealth of Virginia
Caseload Statistics of the J&DR District Courts
September 2016

Essex

	Filing Type	Hearings Per Case	Filings	Hearings	Concluded	Clearance Rate
Adult						
Capias	CA	1.5	1	6	2	200%
Criminal Felonv	CF	7.0	2	9	2	100%
Criminal Misdemeanor	CM	3.4	5	37	13	260%
Protective Order – Family Abuse	FP	1.5	5	9	4	80%
Show Cause	SC	1.8	2	10	4	200%
Civil Support	VS	1.3	3	4	3	100%
Adult Total			18	75	28	155.6%
Juvenile						
Abuse or Neadlect	AN	0.0	4	5	0	0%
Custody Visitation	CV	1.9	4	12	9	225%
Delinquency Felonv	DF	0.0	9	11	0	0%
Delinquency Misdemeanor	DM	0.0	9	11	0	0%
Motion - Modifv Protective Order	MP	0.0	0	2	0	0%
Permanency Planning	PH	0.0	1	1	0	0%
Status Offense	ST	4.0	0	4	1	0%
Traffic	T	2.0	1	3	1	100%
Termination of Parental Rihts	TP	0.0	2	2	0	0%
Juvenile Total			30	51	11	36.7%
Totals			48	126	39	81.3%

New Cases



	Total Filings with %
Delinquency Felony (DF)	9 19%
Delinquency Misdemeanor (DM)	9 19%
Criminal Misdemeanor (CM)	5 10%
Protective Order – Family Abuse (FP)	5 10%
Abuse or Neglect (AN)	4 8%
Others	16 33%
Total	48 100%

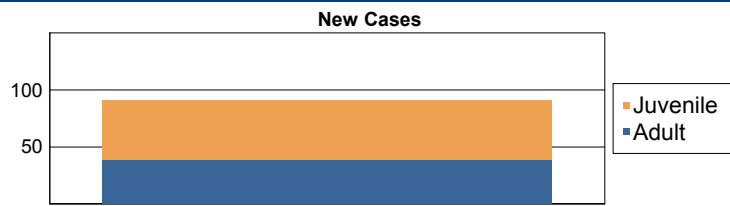
Special Case Activities

Emergency Protective Order	PE	1.0	11
----------------------------	----	-----	----

Commonwealth of Virginia
Caseload Statistics of the J&DR District Courts
August 2016

Essex

	Filing Type	Hearings Per Case	Filings	Hearings	Concluded	Clearance Rate
Adult						
Capias	CA	3.3	2	16	7	350%
Criminal Felony	CF	2.9	1	11	7	700%
Criminal Misdemeanor	CM	2.9	9	23	7	78%
Protective Order – Family Abuse	FP	2.0	0	3	2	0%
Show Cause	SC	2.3	13	26	8	62%
Restricted License - Support	SL	2.3	2	4	3	150%
Civil Support	VS	1.5	12	20	15	125%
Adult Total			39	103	49	125.6%
Juvenile						
Custody Visitation	CV	1.3	40	51	26	65%
Delinquency Felony	DF	3.3	1	14	6	600%
Delinquency Misdemeanor	DM	5.7	2	25	13	650%
Foster Care Review	FC	1.0	2	2	2	100%
Initial Foster Care Review	IF	1.0	1	1	1	100%
Show Cause	SC	0.0	1	1	0	0%
Status Offense	ST	0.0	1	7	0	0%
Traffic	T	2.0	4	9	6	150%
Juvenile Total			52	110	54	103.8%
Totals			91	213	103	113.2%



	Total Filings with %	
Custody Visitation (CV)	40	44%
Show Cause (SC)	14	15%
Civil Support (VS)	12	13%
Criminal Misdemeanor (CM)	9	10%
Traffic (T)	4	4%
Others	12	13%
Total	91	100%

Special Case Activities

Emergency Protective Order	PE	1.0	6
----------------------------	----	-----	---

Commonwealth of Virginia
Caseload Statistics of the J&DR District Courts

Essex

July 2016

	Filing Type	Hearings Per Case	Filings	Hearings	Concluded	Clearance Rate
Adult						
Capias	CA	1.0	6	15	1	17%
Criminal Felony	CF	0.0	1	19	0	0%
Criminal Misdemeanor	CM	3.1	18	34	7	39%
Protective Order – Family Abuse	FP	2.0	1	3	2	200%
Show Cause	SC	4.0	3	17	6	200%
Civil Support	VS	1.4	8	15	10	125%
Adult Total			37	103	26	70.3%
Juvenile						
Capias	CA	3.0	0	1	1	0%
Custody Visitation	CV	1.8	12	17	6	50%
Delinquency Felony	DF	0.0	5	6	0	0%
Delinquency Misdemeanor	DM	2.4	7	17	8	114%
Initial Foster Care Review	IF	1.0	1	1	1	100%
Permanency Planning	PH	1.0	1	1	1	100%
Child at Risk of Abuse or Neglect	RI	7.0	0	1	1	0%
Status Offense	ST	0.0	0	2	0	0%
Traffic	T	1.6	10	9	8	80%
Juvenile Total			36	55	26	72.2%
Totals			73	158	52	71.2%



	Total Filings with %
Criminal Misdemeanor (CM)	18 25%
Custody Visitation (CV)	12 16%
Traffic (T)	10 14%
Civil Support (VS)	8 11%
Delinquency Misdemeanor (DM)	7 10%
Others	18 25%
Total	73 100%

Special Case Activities

Emergency Protective Order	PE	1.0	8
----------------------------	----	-----	---

Commonwealth of Virginia
 Caseload Statistics of the J&DR District Courts

Essex

June 2016

	Filing Type	Hearings Per Case	Filings	Hearings	Concluded	Clearance Rate
Adult						
Capias	CA	3.0	2	13	4	200%
Criminal Felony	CF	0.0	8	15	0	0%
Criminal Misdemeanor	CM	3.7	8	30	7	88%
Protective Order – Family Abuse	FP	4.0	4	7	3	75%
Show Cause	SC	6.6	5	28	5	100%
Restricted License - Support	SL	2.0	0	2	1	0%
Civil Support	VS	2.6	10	17	11	110%
Adult Total			37	112	31	83.8%
Juvenile						
Custody Visitation	CV	2.8	6	34	33	550%
Delinquency Felony	DF	0.0	1	1	0	0%
Delinquency Misdemeanor	DM	1.0	7	13	1	14%
Foster Care Review	FC	1.0	1	1	1	100%
Protective Order – Family Abuse	FP	8.0	0	1	1	0%
Initial Foster Care Review	IF	1.0	1	1	1	100%
Child at Risk of Abuse or Neglect	RI	6.0	0	2	1	0%
Status Offense	ST	0.0	0	9	0	0%
Traffic	T	1.7	4	8	9	225%
Juvenile Total			20	70	47	235.0%
Totals			57	182	78	136.8%



	Total Filings with %
Civil Support (VS)	10 18%
Criminal Felony (CF)	8 14%
Criminal Misdemeanor (CM)	8 14%
Delinquency Misdemeanor (DM)	7 12%
Custody Visitation (CV)	6 11%
Others	18 32%
Total	57 100%

Special Case Activities

Emergency Protective Order	PE	1.0	10
----------------------------	----	-----	----

Commonwealth of Virginia
Caseload Statistics of the J&DR District Courts
 May 2016

Essex

	Filing Type	Hearings Per Case	Filings	Hearings	Concluded	Clearance Rate
Adult						
Capias	CA	3.5	4	13	2	50%
Criminal Felony	CF	2.0	0	3	2	0%
Criminal Misdemeanor	CM	3.6	7	26	5	71%
Protective Order – Family Abuse	FP	0.0	0	4	0	0%
Show Cause	SC	5.8	4	23	5	125%
Restricted License - Support	SL	2.0	1	3	1	100%
Civil Support	VS	1.3	8	12	6	75%
Adult Total			24	84	21	87.5%
Juvenile						
Capias	CA	0.0	0	1	0	0%
Child in Need of Services	CS	2.0	0	2	1	0%
Custody Visitation	CV	1.0	27	28	17	63%
Delinquency Misdemeanor	DM	1.7	3	10	3	100%
Initial Foster Care Review	IF	1.0	2	2	2	100%
Motion - Modify Protective Order	MP	0.0	0	1	0	0%
Permanency Planning	PH	1.0	1	1	1	100%
Show Cause	SC	2.0	1	2	1	100%
Status Offense	ST	0.0	4	9	0	0%
Traffic	T	1.0	6	3	4	67%
Juvenile Total			44	59	29	65.9%
Totals			68	143	50	73.5%



	Total Filings with %
Custody Visitation (CV)	27 40%
Civil Support (VS)	8 12%
Criminal Misdemeanor (CM)	7 10%
Traffic (T)	6 9%
Show Cause (SC)	5 7%
Others	15 22%
Total	68 100%

Special Case Activities

Emergency Protective Order	PE	1.0	2
----------------------------	----	-----	---

Commonwealth of Virginia
Caseload Statistics of the J&DR District Courts

Essex

April 2016

	Filing Type	Hearings Per Case	Filings	Hearings	Concluded	Clearance Rate
Adult						
Capias	CA	2.5	1	11	4	400%
Criminal Felony	CF	2.3	0	15	4	0%
Criminal Misdemeanor	CM	4.0	14	34	5	36%
Protective Order – Family Abuse	FP	0.0	3	4	0	0%
Show Cause	SC	3.0	4	23	7	175%
Restricted License - Support	SL	0.0	2	2	0	0%
Civil Support	VS	1.0	12	14	8	67%
Adult Total			36	103	28	77.8%
Juvenile						
Abuse or Neglect	AN	3.0	0	1	1	0%
Child in Need of Services	CS	0.0	1	1	0	0%
Custody Visitation	CV	1.8	19	39	17	89%
Delinquency Misdemeanor	DM	2.0	0	12	1	0%
Protective Order – Family Abuse	FP	0.0	0	3	0	0%
Initial Foster Care Review	IF	1.0	1	1	1	100%
Permanency Planning	PH	1.0	1	1	1	100%
Child at Risk of Abuse or Neglect	RI	0.0	0	2	0	0%
Status Offense	ST	5.5	2	10	2	100%
Traffic	T	3.5	0	2	2	0%
Juvenile Total			24	72	25	104.2%
Totals			60	175	53	88.3%



	Total Filings with %
Custody Visitation (CV)	19 32%
Criminal Misdemeanor (CM)	14 23%
Civil Support (VS)	12 20%
Show Cause (SC)	4 7%
Protective Order – Family Abuse (FP)	3 5%
Others	8 13%
Total	60 100%

Special Case Activities

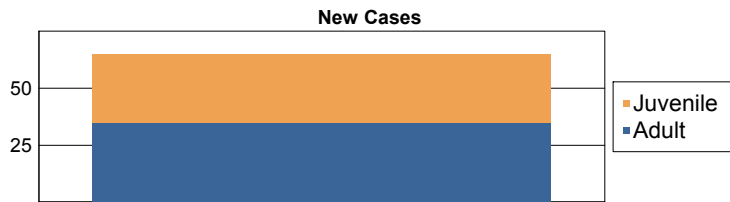
Emergency Protective Order	PE	1.0	6
----------------------------	----	-----	---

Commonwealth of Virginia
Caseload Statistics of the J&DR District Courts

Essex

March 2016

	Filing Type	Hearings Per Case	Filings	Hearings	Concluded	Clearance Rate
Adult						
Capias	CA	1.0	4	15	1	25%
Criminal Felony	CF	1.7	9	15	3	33%
Criminal Misdemeanor	CM	3.0	9	26	5	56%
Protective Order – Family Abuse	FP	1.3	2	4	3	150%
Show Cause	SC	5.2	2	34	11	550%
Civil Support	VS	1.9	9	15	10	111%
Adult Total			35	109	33	94.3%
Juvenile						
Abuse or Neglect	AN	0.0	1	3	0	0%
Child in Need of Services	CS	4.0	0	1	1	0%
Custody Visitation	CV	2.1	18	36	14	78%
Delinquency Felony	DF	4.0	0	1	1	0%
Delinquency Misdemeanor	DM	4.0	5	21	4	80%
Initial Foster Care Review	IF	1.0	1	1	1	100%
Status Offense	ST	2.0	1	6	1	100%
Traffic	T	1.0	4	4	1	25%
Juvenile Total			30	73	23	76.7%
Totals			65	182	56	86.2%



	Total Filings with %	
Custody Visitation (CV)	18	28%
Civil Support (VS)	9	14%
Criminal Felony (CF)	9	14%
Criminal Misdemeanor (CM)	9	14%
Delinquency Misdemeanor (DM)	5	8%
Others	15	23%
Total	65	100%

Special Case Activities

Emergency Protective Order	PE	1.0	5
----------------------------	----	-----	---


Commonwealth of Virginia
Caseload Statistics of the J&DR District Courts

Essex

February 2016

	Filing Type	Hearings Per Case	Filings	Hearings	Concluded	Clearance Rate
Adult						
Capias	CA	2.5	0	7	2	0%
Criminal Felony	CF	5.0	4	8	3	75%
Criminal Misdemeanor	CM	3.3	7	19	6	86%
Protective Order – Family Abuse	FP	0.0	1	1	0	0%
Show Cause	SC	2.4	7	33	5	71%
Civil Support	VS	2.4	4	12	9	225%
Adult Total			23	80	25	108.7%
Juvenile						
Custody Visitation	CV	2.7	7	20	15	214%
Delinquency Misdemeanor	DM	3.0	4	26	3	75%
Foster Care Review	FC	1.0	2	2	2	100%
Protective Order – Family Abuse	FP	0.0	0	1	0	0%
Motion - Modify Protective Order	MP	0.0	0	1	0	0%
Child at Risk of Abuse or Neglect	RI	3.0	0	2	1	0%
Show Cause	SC	3.0	0	1	1	0%
Status Offense	ST	1.0	3	6	1	33%
Traffic	T	2.0	0	3	1	0%
Juvenile Total			16	62	24	150.0%
Totals			39	142	49	125.6%

New Cases



	Total Filings with %	
Criminal Misdemeanor (CM)	7	18%
Custody Visitation (CV)	7	18%
Show Cause (SC)	7	18%
Civil Support (VS)	4	10%
Criminal Felony (CF)	4	10%
Others	10	26%
Total	39	100%

Special Case Activities

Emergency Protective Order	PE	1.0	5
----------------------------	----	-----	---

Commonwealth of Virginia
Caseload Statistics of the J&DR District Courts

Essex

January 2016

	Filing Type	Hearings Per Case	Filings	Hearings	Concluded	Clearance Rate
Adult						
Capias	CA	0.0	2	4	0	0%
Criminal Felony	CF	0.0	1	6	0	0%
Criminal Misdemeanor	CM	2.7	5	16	6	120%
Protective Order – Family Abuse	FP	0.0	0	1	0	0%
Show Cause	SC	3.7	3	13	6	200%
Civil Support	VS	3.7	0	3	3	0%
Adult Total			11	43	15	136.4%
Juvenile						
Abuse or Neglect	AN	3.0	0	1	1	0%
Capias	CA	0.0	1	1	0	0%
Child in Need of Services	CS	3.0	0	3	3	0%
Custody Visitation	CV	2.1	5	15	10	200%
Delinquency Felony	DF	4.0	0	6	5	0%
Delinquency Misdemeanor	DM	4.0	2	16	2	100%
Protective Order – Family Abuse	FP	0.0	3	3	0	0%
Motion - Modify Protective Order	MP	0.0	1	1	0	0%
Permanency Planning	PH	1.0	1	1	1	100%
Status Offense	ST	0.0	0	4	0	0%
Traffic	T	1.3	2	5	3	150%
Juvenile Total			15	56	25	166.7%
Totals			26	99	40	153.8%

New Cases



	Total Filings with %
Criminal Misdemeanor (CM)	5 19%
Custody Visitation (CV)	5 19%
Capias (CA)	3 12%
Protective Order – Family Abuse (FP)	3 12%
Show Cause (SC)	3 12%
Others	7 27%
Total	26 100%

Special Case Activities

Emergency Protective Order	PE	1.0	4
Non-Case	NC	1.0	1

Commonwealth of Virginia
Caseload Statistics of the J&DR District Courts

Fairfax

December 2016

	Filing Type	Hearings Per Case	Filings	Hearings	Concluded	Clearance Rate
Adult						
Bond Forfeiture Show Cause	BF	0.0	0	1	0	0%
Capias	CA	2.0	50	137	62	124%
Criminal Felonv	CF	3.1	86	208	72	84%
Criminal Misdemeanor	CM	3.1	212	543	175	83%
Protective Order – Familv Abuse	FP	2.2	86	176	57	66%
Motion - Modifv Protective Order	MP	1.0	6	8	4	67%
Other	OT	1.1	231	248	229	99%
Protective Order – Stalking/Acts of Violence	PC	1.0	9	9	9	100%
Protective Order - Violation of Protective Order Conviction	PV	1.0	3	3	3	100%
Remand Support	RS	1.0	3	3	3	100%
Show Cause	SC	2.1	99	241	141	142%
Restricted License - Support	SL	1.0	3	3	1	33%
Civil Support	VS	1.7	273	468	235	86%
Adult Total			1,061	2,048	991	93.4%
Juvenile						
Abuse or Neglect	AN	3.0	10	36	8	80%
Protective Order – Non Familv Abuse	AP	0.0	0	2	0	0%
Capias	CA	2.2	11	33	16	145%
Child in Need of Services	CS	0.0	0	1	0	0%
Custody Visitation	CV	1.8	632	1,100	588	93%
Delinquencv Felonv	DF	3.6	42	185	54	129%
Delinquencv Misdemeanor	DM	2.7	129	351	115	89%
Entrustment Agreement	ET	0.0	1	1	0	0%
Foster Care Review	FC	1.0	18	19	10	56%
Protective Order – Familv Abuse	FP	3.0	0	1	1	0%
Initial Foster Care Review	IF	1.1	7	8	8	114%
Permanencv Planning	PH	1.3	16	19	12	75%
Paternity	PT	1.0	2	2	2	100%
Remand Custodv	RC	1.0	6	6	6	100%
Remand Visitation	RV	1.0	5	5	5	100%
Show Cause	SC	2.0	18	31	9	50%
Status Offense	ST	1.2	225	272	216	96%
Traffic	T	1.6	144	193	128	89%
Termination of Parental Rihts	TP	1.6	2	5	5	250%
Truancv/Runaway (Child in Need of Supervision)	TR	2.3	9	20	4	44%
Juvenile Total			1,277	2,290	1,187	93.0%
Totals			2,338	4,338	2,178	93.2%

New Cases



	Total Filings with %
Custody Visitation (CV)	632 27%
Civil Support (VS)	273 12%
Other (OT)	231 10%
Status Offense (ST)	225 10%
Criminal Misdemeanor (CM)	212 9%
Others	765 33%
Total	2,338 100%

Special Case Activities

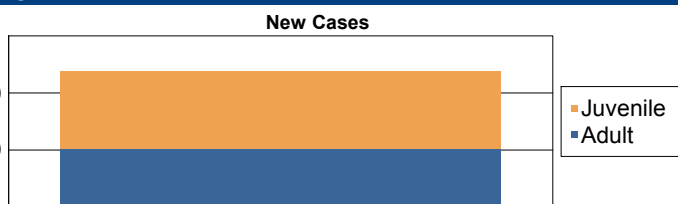
Non-Case	NC	1.0	1
Emeraencv Protective Order	PE	1.0	68
Emeraencv Custodv Order	EC	1.5	10
Mental Commitment	MC	1.0	9
Temporarv Detention Order	TD	1.0	18

Commonwealth of Virginia
Caseload Statistics of the J&DR District Courts

Fairfax

November 2016

	Filing Type	Hearings Per Case	Filings	Hearings	Concluded	Clearance Rate
Adult						
Protective Order - Non Familv Abuse	AP	1.5	2	3	2	100%
Capias	CA	2.1	59	143	69	117%
Criminal Felonv	CF	3.0	55	160	37	67%
Criminal Misdemeanor	CM	2.9	181	560	177	98%
Protective Order – Familv Abuse	FP	2.4	70	177	71	101%
Motion - Modifv Protective Order	MP	1.3	10	14	13	130%
Other	OT	1.0	185	201	175	95%
Protective Order – Stalking/Acts of Violence	PC	1.2	10	11	11	110%
Violation - Familv Abuse Protective Order	PS	1.0	1	1	1	100%
Show Cause	SC	1.9	129	269	148	115%
Civil Support	VS	1.6	321	497	291	91%
Adult Total			1,023	2,036	995	97.3%
Juvenile						
Abuse or Nealect	AN	3.0	19	47	6	32%
Protective Order – Non Familv Abuse	AP	0.0	0	2	0	0%
Capias	CA	3.4	10	31	12	120%
Child in Need of Services	CS	1.0	1	1	1	100%
Custody Visitation	CV	1.5	762	1,162	676	89%
Delinquencv Felonv	DF	3.5	49	162	37	76%
Delinquencv Misdemeanor	DM	2.8	118	324	103	87%
Foster Care Review	FC	1.0	7	8	6	86%
Protective Order – Familv Abuse	FP	2.7	0	4	3	0%
Initial Foster Care Review	IF	1.0	5	5	2	40%
Motion - Modifv Protective Order	MP	2.0	0	2	1	0%
Permanencv Plannina	PH	1.2	19	22	18	95%
Paternity	PT	1.0	4	5	3	75%
Show Cause	SC	2.0	14	38	20	143%
Status Offense	ST	1.2	211	251	196	93%
Traffic	T	1.6	130	165	115	88%
Termination of Parental Rihts	TP	1.5	5	7	2	40%
Truancv/Runaway (Child in Need of Supervision)	TR	3.5	1	9	2	200%
	VA	0.0	2	2	0	0%
Juvenile Total			1,357	2,247	1,203	88.7%
Totals			2,380	4,283	2,198	92.4%



	Total Filings with %
Custody Visitation (CV)	762 32%
Civil Support (VS)	321 13%
Status Offense (ST)	211 9%
Other (OT)	185 8%
Criminal Misdemeanor (CM)	181 8%
Others	720 30%
Total	2,380 100%

Special Case Activities

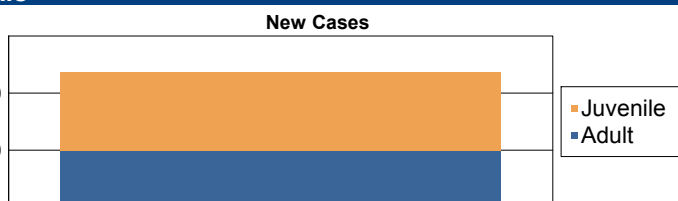
Emeraencv Protective Order	PE	1.0	140
Emeraencv Custodv Order	EC	1.9	6
Mental Commitment	MC	1.0	16
Non-Case	NC	1.3	8
Temporavv Detention Order	TD	1.0	36

Commonwealth of Virginia
Caseload Statistics of the J&DR District Courts

Fairfax

October 2016

	Filing Type	Hearings Per Case	Filings	Hearings	Concluded	Clearance Rate
Adult						
Protective Order - Non Family Abuse	AP	1.0	1	1	1	100%
Bond Forfeiture Show Cause	BF	2.0	0	1	1	0%
Capias	CA	2.5	54	155	74	137%
Criminal Felony	CF	3.1	67	208	96	143%
Criminal Misdemeanor	CM	2.9	164	537	193	118%
Protective Order – Family Abuse	FP	2.3	79	163	65	82%
Motion - Modify Protective Order	MP	1.3	11	13	7	64%
Other	OT	1.0	176	188	164	93%
Protective Order – Stalking/Acts of Violence	PC	1.0	5	6	4	80%
Protective Order - Violation of Protective Order Conviction	PV	1.0	4	4	4	100%
Remand Support	RS	1.0	6	6	6	100%
Show Cause	SC	2.1	143	304	136	95%
Restricted License - Support	SL	1.0	4	4	4	100%
Civil Support	VS	1.7	266	463	259	97%
Adult Total			980	2,053	1,014	103.5%
Juvenile						
Abuse or Neglect	AN	4.4	18	49	16	89%
Protective Order – Non Family Abuse	AP	0.0	2	2	0	0%
Capias	CA	2.7	9	25	10	111%
Child in Need of Services	CS	1.0	3	3	2	67%
Custody Visitation	CV	1.7	726	1,260	696	96%
Delinquency Felony	DF	3.6	28	141	46	164%
Delinquency Misdemeanor	DM	2.9	124	339	129	104%
Emancipation	EP	1.0	1	1	1	100%
Entrustment Agreement	ET	1.0	1	1	1	100%
Foster Care Review	FC	1.1	24	26	18	75%
Protective Order – Family Abuse	FP	0.0	2	4	0	0%
Initial Foster Care Review	IF	1.0	9	9	9	100%
Motion - Modify Protective Order	MP	0.0	2	2	0	0%
Permanency Planning	PH	1.3	19	26	20	105%
Paternity	PT	0.0	1	1	0	0%
Remand Custody	RC	1.0	11	11	11	100%
Remand Visitation	RV	1.0	11	11	11	100%
Show Cause	SC	2.0	24	51	26	108%
Status Offense	ST	1.3	206	255	191	93%
Traffic	T	1.6	149	198	153	103%
Termination of Parental Rights	TP	1.0	11	11	9	82%
Truancy/Runaway (Child in Need of Supervision)	TR	4.0	3	14	3	100%
	VA	1.0	1	1	1	100%
Juvenile Total			1,385	2,441	1,353	97.7%
Totals			2,365	4,494	2,367	100.1%



	Total Filings with %
Custody Visitation (CV)	726 31%
Civil Support (VS)	266 11%
Status Offense (ST)	206 9%
Other (OT)	176 7%
Show Cause (SC)	167 7%
Others	824 35%
Total	2,365 100%

Special Case Activities

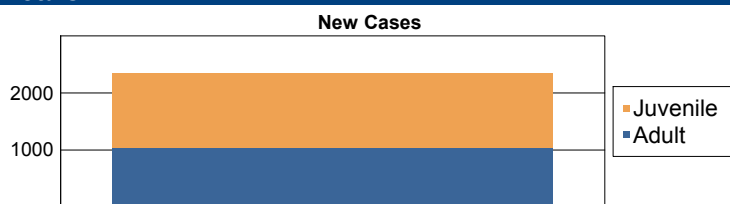
Non-Case	NC	1.0	3
Emergency Protective Order	PE	1.0	115
Emergency Custody Order	EC	1.7	20
Mental Commitment	MC	1.0	6
Temporary Detention Order	TD	1.0	12

Commonwealth of Virginia
Caseload Statistics of the J&DR District Courts

Fairfax

September 2016

	Filing Type	Hearings Per Case	Filings	Hearings	Concluded	Clearance Rate
Adult						
Bond Forfeiture Show Cause	BF	1.0	2	2	1	50%
Capias	CA	2.5	47	130	61	130%
Criminal Felony	CF	3.2	41	213	80	195%
Criminal Misdemeanor	CM	2.9	205	630	234	114%
Protective Order – Familv Abuse	FP	2.3	77	204	100	130%
Motion - Modifv Protective Order	MP	1.7	9	12	9	100%
Other	OT	1.2	227	257	222	98%
Protective Order – Stalking/Acts of Violence	PC	1.0	3	3	3	100%
Violation - Familv Abuse Protective Order	PS	0.0	1	1	0	0%
Protective Order - Violation of Protective Order Conviction	PV	1.0	2	2	2	100%
Show Cause	SC	2.2	154	307	147	95%
Restricted License - Support	SL	1.5	1	2	2	200%
Civil Support	VS	1.7	276	497	283	103%
Adult Total			1,045	2,260	1,144	109.5%
Juvenile						
Abuse or Neglect	AN	3.7	5	27	7	140%
Capias	CA	2.7	12	30	10	83%
Custody Visitation	CV	1.6	702	1,151	652	93%
Delinquency Felony	DF	3.1	66	225	70	106%
Delinquency Misdemeanor	DM	3.0	119	355	119	100%
Foster Care Review	FC	1.0	17	17	15	88%
Protective Order – Family Abuse	FP	1.0	4	4	2	50%
Initial Foster Care Review	IF	1.3	4	5	4	100%
Motion - Modifv Protective Order	MP	1.0	2	2	2	100%
Permanency Planning	PH	2.1	13	19	15	115%
Paternity	PT	1.0	1	1	1	100%
Show Cause	SC	2.3	24	54	16	67%
Status Offense	ST	1.3	189	247	182	96%
Traffic	T	1.5	141	178	121	86%
Termination of Parental Rights	TP	0.0	1	1	0	0%
Truancy/Runaway (Child in Need of Supervision)	TR	3.7	4	21	7	175%
	VA	1.0	3	3	2	67%
Juvenile Total			1,307	2,340	1,225	93.7%
Totals			2,352	4,600	2,369	100.7%



	Total Filings with %
Custody Visitation (CV)	702 30%
Civil Support (VS)	276 12%
Other (OT)	227 10%
Criminal Misdemeanor (CM)	205 9%
Status Offense (ST)	189 8%
Others	753 32%
Total	2,352 100%

Special Case Activities


Non-Case	NC	0.0	2
Emergency Protective Order	PE	1.0	117
Emergency Custody Order	EC	1.3	4
Mental Commitment	MC	1.0	10
Non-Case	NC	1.0	3
Temporary Detention Order	TD	1.0	20

Commonwealth of Virginia
Caseload Statistics of the J&DR District Courts

Fairfax

August 2016

	Filing Type	Hearings Per Case	Filings	Hearings	Concluded	Clearance Rate
Adult						
Capias	CA	2.7	52	146	67	129%
Criminal Felonv	CF	2.9	59	215	60	102%
Criminal Misdemeanor	CM	3.0	208	596	179	86%
Protective Order – Family Abuse	FP	2.3	96	202	76	79%
Motion - Modifv Protective Order	MP	1.3	12	17	14	117%
Other	OT	1.1	319	354	297	93%
Protective Order – Stalking/Acts of Violence	PC	1.0	7	7	7	100%
Violation - Family Abuse Protective Order	PS	1.0	1	1	1	100%
Remand Support	RS	1.0	23	23	23	100%
Show Cause	SC	1.9	129	282	115	89%
Restricted License - Support	SL	1.5	2	3	2	100%
Civil Support	VS	1.7	365	565	313	86%
Adult Total			1,273	2,411	1,154	90.7%
Juvenile						
Abuse or Nealect	AN	4.0	13	53	27	208%
Capias	CA	2.8	6	24	13	217%
Custodv Visitation	CV	1.6	1,030	1,546	957	93%
Delinquencv Felonv	DF	2.9	86	245	68	79%
Delinquencv Misdemeanor	DM	2.7	127	408	147	116%
Foster Care Review	FC	1.6	9	17	14	156%
Initial Foster Care Review	IF	1.3	6	7	4	67%
Motion - Modifv Protective Order	MP	1.0	1	1	1	100%
Permanencv Planning	PH	1.0	27	28	17	63%
Violation - Familv Abuse Protective Order	PS	2.0	0	1	1	0%
Paternity	PT	1.0	1	1	1	100%
Remand Custodv	RC	1.0	24	24	22	92%
Remand Visitation	RV	1.0	23	23	21	91%
Show Cause	SC	2.2	21	41	16	76%
Status Offense	ST	1.2	288	335	283	98%
Traffic	T	1.5	169	185	164	97%
Termination of Parental Rihts	TP	1.5	6	8	8	133%
Truancv/Runawav (Child in Need of Supervision)	TR	2.3	6	16	4	67%
Juvenile Total			1,843	2,963	1,768	95.9%
Totals			3,116	5,374	2,922	93.8%



	Total Filings with %
Custody Visitation (CV)	1,030 33%
Civil Support (VS)	365 12%
Other (OT)	319 10%
Status Offense (ST)	288 9%
Criminal Misdemeanor (CM)	208 7%
Others	906 29%
Total	3,116 100%

Special Case Activities

Emeraencv Protective Order	PE	1.0	111
Emeraencv Custodv Order	EC	1.7	22
Mental Commitment	MC	1.0	10
Non-Case	NC	0.0	0
Temporary Detention Order	TD	1.0	20

Commonwealth of Virginia
Caseload Statistics of the J&DR District Courts

Fairfax

July 2016

	Filing Type	Hearings Per Case	Filings	Hearings	Concluded	Clearance Rate
Adult						
Bond Forfeiture Show Cause	BF	0.0	1	1	0	0%
Capias	CA	2.3	67	159	58	87%
Criminal Felony	CF	2.8	119	210	36	30%
Criminal Misdemeanor	CM	2.8	223	617	196	88%
Protective Order – Familv Abuse	FP	2.4	65	154	64	98%
Motion - Modifv Protective Order	MP	1.4	9	13	8	89%
Other	OT	1.1	255	274	251	98%
Protective Order – Stalking/Acts of Violence	PC	1.0	5	5	5	100%
Violation - Familv Abuse Protective Order	PS	0.0	1	1	0	0%
Protective Order - Violation of Protective Order Conviction	PV	2.0	0	1	1	0%
Remand Support	RS	1.0	8	8	7	88%
Show Cause	SC	1.9	161	282	127	79%
Restricted License - Support	SL	1.0	3	3	3	100%
Civil Support	VS	1.6	305	499	289	95%
Adult Total			1,222	2,227	1,045	85.5%

Juvenile						
Abuse or Nealect	AN	3.0	9	40	1	11%
Capias	CA	2.7	13	31	9	69%
Child in Need of Services	CS	1.7	1	4	3	300%
Custody Visitation	CV	1.5	812	1,246	753	93%
Delinquency Felony	DF	3.2	56	171	43	77%
Delinquency Misdemeanor	DM	2.5	148	365	108	73%
Foster Care Review	FC	1.2	14	15	12	86%
Protective Order – Familv Abuse	FP	3.0	0	1	1	0%
Initial Foster Care Review	IF	1.5	2	3	2	100%
Juvenile Support	JS	0.0	0	1	0	0%
Motion - Modifv Protective Order	MP	2.0	0	1	1	0%
Permanency Planning	PH	1.0	15	16	12	80%
Violation - Familv Abuse Protective Order	PS	0.0	1	1	0	0%
Paternity	PT	2.0	0	2	2	0%
Remand Custody	RC	1.0	8	8	8	100%
Remand Visitation	RV	1.0	8	8	8	100%
Show Cause	SC	2.5	14	32	6	43%
Status Offense	ST	1.2	190	227	189	99%
Traffic	T	1.6	139	167	102	73%
Termination of Parental Rights	TP	2.0	0	7	7	0%
Truancy/Runaway (Child in Need of Supervision)	TR	2.7	3	12	3	100%
Juvenile Total			1,433	2,358	1,270	88.6%

Totals			2,655	4,585	2,315	87.2%
---------------	--	--	--------------	--------------	--------------	--------------

New Cases



	Total Filings with %
Custody Visitation (CV)	812 31%
Civil Support (VS)	305 11%
Other (OT)	255 10%
Criminal Misdemeanor (CM)	223 8%
Status Offense (ST)	190 7%
Others	870 33%
Total	2,655 100%

Special Case Activities

Emergency Protective Order	PE	1.0	122
Emergency Custody Order	EC	1.0	10
Mental Commitment	MC	1.0	12
Non-Case	NC	1.0	2
Temporary Detention Order	TD	1.0	20

Commonwealth of Virginia
Caseload Statistics of the J&DR District Courts

Fairfax


June 2016

	Filing Type	Hearings Per Case	Filings	Hearings	Concluded	Clearance Rate
Adult						
Bond Forfeiture Show Cause	BF	3.0	0	1	1	0%
Capias	CA	2.4	66	155	56	85%
Criminal Felony	CF	3.2	47	143	56	119%
Criminal Misdemeanor	CM	3.0	206	607	213	103%
Protective Order – Familv Abuse	FP	2.5	73	180	80	110%
Motion - Modifv Protective Order	MP	1.1	19	21	20	105%
Other	OT	1.1	207	227	205	99%
Protective Order – Stalking/Acts of Violence	PC	1.0	9	9	9	100%
Violation - Familv Abuse Protective Order	PS	1.0	1	1	1	100%
Protective Order - Violation of Protective Order Conviction	PV	2.0	0	1	1	0%
Remand Support	RS	1.0	2	3	2	100%
Show Cause	SC	1.9	192	335	158	82%
Restricted License - Support	SL	1.0	2	2	1	50%
Civil Support	VS	1.8	316	565	320	101%
Adult Total			1,140	2,250	1,123	98.5%

Juvenile						
Abuse or Neglect	AN	3.6	19	61	25	132%
Protective Order – Non Familv Abuse	AP	3.0	0	1	1	0%
Capias	CA	2.7	7	28	10	143%
Child in Need of Services	CS	5.0	1	2	1	100%
Custody Visitation	CV	1.6	915	1,430	867	95%
Delinquency Felony	DF	3.2	58	184	54	93%
Delinquency Misdemeanor	DM	2.8	173	457	166	96%
Entrustment Agreement	ET	1.0	1	1	1	100%
Foster Care Review	FC	1.2	10	12	11	110%
Protective Order – Family Abuse	FP	0.0	1	2	0	0%
Initial Foster Care Review	IF	1.0	12	12	11	92%
Motion - Modifv Protective Order	MP	0.0	1	1	0	0%
Permanency Planning	PH	1.5	29	37	30	103%
Paternity	PT	2.0	2	3	3	150%
Remand Custody	RC	1.0	6	6	6	100%
Remand Visitation	RV	1.0	6	6	6	100%
Show Cause	SC	1.7	22	38	19	86%
Status Offense	ST	1.3	231	285	237	103%
Traffic	T	1.6	141	195	138	98%
Termination of Parental Rights	TP	2.4	15	25	16	107%
Truancy/Runaway (Child in Need of Supervision)	TR	2.6	8	23	7	88%
Juvenile Total			1,658	2,809	1,609	97.0%

Totals			2,798	5,059	2,732	97.6%
---------------	--	--	--------------	--------------	--------------	--------------

New Cases



	Total Filings with %	
Custody Visitation (CV)	915	33%
Civil Support (VS)	316	11%
Status Offense (ST)	231	8%
Show Cause (SC)	214	8%
Other (OT)	207	7%
Others	915	33%
Total	2,798	100%

Special Case Activities

Emergency Protective Order	PE	1.0	144
Emergency Custody Order	EC	1.0	12
Mental Commitment	MC	1.0	8
Non-Case	NC	1.0	4
Temporary Detention Order	TD	1.0	16


Commonwealth of Virginia
Caseload Statistics of the J&DR District Courts

Fairfax

May 2016

	Filing Type	Hearings Per Case	Filings	Hearings	Concluded	Clearance Rate
Adult						
Protective Order - Non Family Abuse	AP	2.0	1	3	2	200%
Bond Forfeiture Show Cause	BF	0.0	0	1	0	0%
Capias	CA	2.7	29	117	55	190%
Criminal Felony	CF	3.1	39	142	39	100%
Criminal Misdemeanor	CM	2.9	191	591	224	117%
Protective Order – Family Abuse	FP	2.3	71	167	71	100%
Motion - Modify Protective Order	MP	1.3	15	20	16	107%
Other	OT	1.2	218	250	214	98%
Protective Order – Stalking/Acts of Violence	PC	1.0	7	7	7	100%
Protective Order - Violation of Protective Order Conviction	PV	1.0	2	2	2	100%
Remand Support	RS	1.0	8	8	8	100%
Show Cause	SC	1.8	124	240	121	98%
Restricted License - Support	SL	1.4	4	6	5	125%
Civil Support	VS	1.7	292	501	290	99%
Adult Total			1,001	2,055	1,054	105.3%
Juvenile						
Abuse or Neglect	AN	3.7	4	34	6	150%
Protective Order – Non Family Abuse	AP	2.0	0	4	3	0%
Capias	CA	3.0	9	26	8	89%
Custody Visitation	CV	1.6	807	1,288	754	93%
Delinquency Felony	DF	3.4	49	180	86	176%
Delinquency Misdemeanor	DM	2.8	149	399	140	94%
Foster Care Review	FC	1.3	12	22	15	125%
Initial Foster Care Review	IF	1.0	4	4	4	100%
Motion - Modify Protective Order	MP	1.0	2	2	2	100%
Permanency Planning	PH	1.4	21	36	17	81%
Paternity	PT	1.3	2	3	3	150%
Remand Custody	RC	1.0	6	6	6	100%
Remand Visitation	RV	1.0	6	6	6	100%
Show Cause	SC	2.2	9	21	6	67%
Status Offense	ST	1.2	208	259	201	97%
Traffic	T	1.7	141	186	131	93%
Termination of Parental Rights	TP	3.0	1	18	7	700%
Truancy/Runaway (Child in Need of Supervision)	TR	4.0	6	16	1	17%
Juvenile Total			1,436	2,510	1,396	97.2%
Totals			2,437	4,565	2,450	100.5%

New Cases



	Total Filings with %
Custody Visitation (CV)	807 33%
Civil Support (VS)	292 12%
Other (OT)	218 9%
Status Offense (ST)	208 9%
Criminal Misdemeanor (CM)	191 8%
Others	721 30%
Total	2,437 100%

Special Case Activities

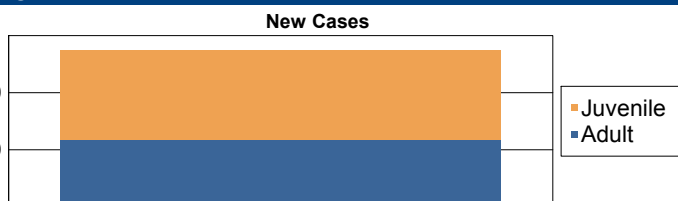
Emergency Protective Order	PE	1.0	105
Emergency Custody Order	EC	1.0	28
Mental Commitment	MC	1.0	8
Non-Case	NC	1.0	2
Temporary Detention Order	TD	1.0	16

Commonwealth of Virginia
Caseload Statistics of the J&DR District Courts

Fairfax

April 2016

	Filing Type	Hearings Per Case	Filings	Hearings	Concluded	Clearance Rate
Adult						
Protective Order - Non Family Abuse	AP	3.0	1	2	1	100%
Bond Forfeiture Show Cause	BF	1.0	1	1	1	100%
Capias	CA	2.8	50	150	68	136%
Criminal Felony	CF	2.7	71	163	51	72%
Criminal Misdemeanor	CM	3.0	219	609	194	89%
Protective Order – Family Abuse	FP	2.3	66	156	64	97%
Motion - Modify Protective Order	MP	1.0	15	15	10	67%
Other	OT	1.1	224	233	220	98%
Protective Order – Stalking/Acts of Violence	PC	1.0	5	5	5	100%
Protective Order - Violation of Protective Order Conviction	PV	1.0	3	3	3	100%
Remand Support	RS	1.0	4	4	4	100%
Show Cause	SC	2.0	150	298	146	97%
Restricted License - Support	SL	1.3	4	5	4	100%
Civil Support	VS	1.7	358	572	315	88%
Adult Total			1,171	2,216	1,086	92.7%
Juvenile						
Abuse or Neglect	AN	3.0	28	75	17	61%
Protective Order – Non Family Abuse	AP	0.0	4	4	0	0%
Capias	CA	3.3	9	28	10	111%
Child in Need of Services	CS	3.0	0	2	1	0%
Custody Visitation	CV	1.7	905	1,331	758	84%
Delinquency Felony	DF	3.0	47	184	46	98%
Delinquency Misdemeanor	DM	2.8	136	350	124	91%
Foster Care Review	FC	1.0	11	11	8	73%
Protective Order – Family Abuse	FP	3.0	0	1	1	0%
Initial Foster Care Review	IF	1.4	5	8	8	160%
Permanency Planning	PH	1.3	11	16	12	109%
Paternity	PT	3.0	3	8	5	167%
Show Cause	SC	1.6	16	21	11	69%
Status Offense	ST	1.2	256	307	253	99%
Traffic	T	1.6	142	208	140	99%
Termination of Parental Rights	TP	4.0	2	7	4	200%
Truancy/Runaway (Child in Need of Supervision)	TR	2.9	7	21	8	114%
Juvenile Total			1,582	2,582	1,406	88.9%
Totals			2,753	4,798	2,492	90.5%



	Total Filings with %	
Custody Visitation (CV)	905	33%
Civil Support (VS)	358	13%
Status Offense (ST)	256	9%
Other (OT)	224	8%
Criminal Misdemeanor (CM)	219	8%
Others	791	29%
Total	2,753	100%

Special Case Activities

Emergency Protective Order	PE	1.0	133
Mental Commitment	MC	1.0	8
Non-Case	NC	1.0	4
Temporary Detention Order	TD	1.0	16

Commonwealth of Virginia
Caseload Statistics of the J&DR District Courts

Fairfax

March 2016

	Filing Type	Hearings Per Case	Filings	Hearings	Concluded	Clearance Rate
Adult						
Protective Order - Non Family Abuse	AP	2.0	1	3	1	100%
Bond Forfeiture Show Cause	BF	3.0	1	3	3	300%
Capias	CA	2.4	61	168	56	92%
Criminal Felony	CF	2.7	41	178	100	244%
Criminal Misdemeanor	CM	2.8	201	621	235	117%
Protective Order – Family Abuse	FP	2.2	85	194	85	100%
Motion - Modify Protective Order	MP	1.1	15	16	13	87%
Other	OT	1.1	250	270	258	103%
Protective Order – Stalking/Acts of Violence	PC	1.0	2	2	2	100%
Protective Order - Violation of Protective Order Conviction	PV	1.0	4	4	3	75%
Remand Support	RS	1.1	8	9	8	100%
Show Cause	SC	2.1	141	292	163	116%
Restricted License - Support	SL	1.2	7	8	6	86%
Civil Support	VS	1.6	356	581	356	100%
Adult Total			1,173	2,349	1,289	109.9%

Juvenile						
Abuse or Neglect	AN	3.8	6	36	10	167%
Capias	CA	2.9	10	33	12	120%
Child in Need of Services	CS	1.0	4	5	2	50%
Custody Visitation	CV	1.6	789	1,390	898	114%
Delinquency Felony	DF	3.4	60	216	75	125%
Delinquency Misdemeanor	DM	2.8	86	329	120	140%
Foster Care Review	FC	1.0	20	22	21	105%
Protective Order – Family Abuse	FP	3.0	1	4	1	100%
Initial Foster Care Review	IF	1.0	3	3	1	33%
Juvenile Support	JS	0.0	1	1	0	0%
Motion - Modify Protective Order	MP	0.0	1	1	0	0%
Permanency Planning	PH	1.1	16	18	17	106%
Paternity	PT	2.0	1	3	2	200%
Remand Custody	RC	1.0	11	11	10	91%
Remand Visitation	RV	1.0	9	9	9	100%
Show Cause	SC	2.4	7	20	11	157%
Status Offense	ST	1.3	232	295	225	97%
Traffic	T	1.9	99	154	90	91%
Termination of Parental Rights	TP	1.4	14	17	16	114%
Truancy/Runaway (Child in Need of Supervision)	TR	2.6	8	23	7	88%
Juvenile Total			1,378	2,590	1,527	110.8%

Totals			2,551	4,939	2,816	110.4%
---------------	--	--	--------------	--------------	--------------	---------------

New Cases



	Total Filings with %
Custody Visitation (CV)	789 31%
Civil Support (VS)	356 14%
Other (OT)	250 10%
Status Offense (ST)	232 9%
Criminal Misdemeanor (CM)	201 8%
Others	723 28%
Total	2,551 100%

Special Case Activities

Emergency Protective Order	PE	1.0	103
Mental Commitment	MC	1.0	8
Temporary Detention Order	TD	1.0	10

Commonwealth of Virginia
Caseload Statistics of the J&DR District Courts

Fairfax


February 2016

	Filing Type	Hearings Per Case	Filings	Hearings	Concluded	Clearance Rate
Adult						
Protective Order - Non Family Abuse	AP	0.0	1	1	0	0%
Bond Forfeiture Show Cause	BF	0.0	0	1	0	0%
Capias	CA	2.8	54	139	50	93%
Criminal Felony	CF	2.9	64	184	61	95%
Criminal Misdemeanor	CM	3.1	192	592	208	108%
Protective Order – Family Abuse	FP	2.2	82	165	79	96%
Motion - Modify Protective Order	MP	1.0	7	7	7	100%
Other	OT	1.0	219	229	208	95%
Protective Order – Stalking/Acts of Violence	PC	1.0	3	3	3	100%
Violation - Family Abuse Protective Order	PS	1.0	1	1	1	100%
Protective Order - Violation of Protective Order Conviction	PV	1.0	3	3	3	100%
Remand Support	RS	1.0	9	10	7	78%
Show Cause	SC	2.0	128	270	122	95%
Restricted License - Support	SL	1.7	2	3	3	150%
Civil Support	VS	1.6	342	529	308	90%
Adult Total			1,107	2,137	1,060	95.8%

Juvenile						
Abuse or Neglect	AN	3.7	18	62	27	150%
Capias	CA	2.9	12	38	17	142%
Child in Need of Services	CS	1.0	2	3	1	50%
Custody Visitation	CV	1.5	786	1,254	744	95%
Delinquency Felony	DF	3.5	46	196	57	124%
Delinquency Misdemeanor	DM	2.8	118	354	131	111%
Entrustment Agreement	ET	1.5	2	3	2	100%
Foster Care Review	FC	1.0	27	28	19	70%
Protective Order – Family Abuse	FP	2.0	2	3	1	50%
Initial Foster Care Review	IF	1.0	6	6	6	100%
Permanency Planning	PH	1.0	22	26	21	95%
Paternity	PT	1.2	7	10	6	86%
Remand Custody	RC	1.0	7	7	6	86%
Remand Visitation	RV	1.0	7	7	6	86%
Show Cause	SC	2.0	12	23	12	100%
Status Offense	ST	1.2	190	244	184	97%
Traffic	T	1.6	132	187	146	111%
Termination of Parental Rights	TP	2.3	4	12	7	175%
Truancy/Runaway (Child in Need of Supervision)	TR	2.3	9	16	4	44%
Juvenile Total			1,409	2,479	1,397	99.1%

Totals			2,516	4,616	2,457	97.7%
---------------	--	--	--------------	--------------	--------------	--------------

New Cases



	Total Filings with %	
Custody Visitation (CV)	786	31%
Civil Support (VS)	342	14%
Other (OT)	219	9%
Criminal Misdemeanor (CM)	192	8%
Status Offense (ST)	190	8%
Others	787	31%
Total	2,516	100%

Special Case Activities

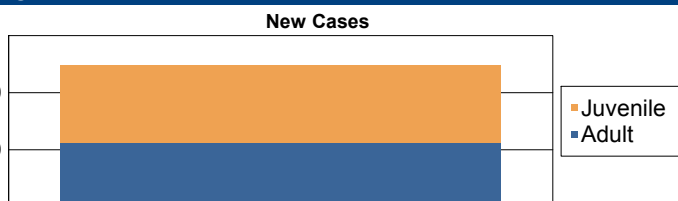
Non-Case	NC	1.5	1
Emergency Protective Order	PE	1.0	108
Mental Commitment	MC	1.0	4
Non-Case	NC	1.0	4
Temporary Detention Order	TD	1.0	8

Commonwealth of Virginia
Caseload Statistics of the J&DR District Courts

Fairfax

January 2016

	Filing Type	Hearings Per Case	Filings	Hearings	Concluded	Clearance Rate
Adult						
Bond Forfeiture Show Cause	BF	1.0	1	3	1	100%
Capias	CA	2.4	49	122	47	96%
Criminal Felony	CF	2.9	56	180	64	114%
Criminal Misdemeanor	CM	2.9	252	642	204	81%
Criminal Support	CS	1.0	1	1	1	100%
Protective Order – Family Abuse	FP	2.1	68	140	57	84%
Motion - Modify Protective Order	MP	1.0	2	2	2	100%
Other	OT	1.0	189	196	190	101%
Protective Order – Stalking/Acts of Violence	PC	1.0	1	1	1	100%
Protective Order - Violation of Protective Order Conviction	PV	1.0	8	8	8	100%
Show Cause	SC	2.1	142	287	132	93%
Restricted License - Support	SL	1.0	3	4	2	67%
Civil Support	VS	1.5	352	538	273	78%
Adult Total			1,124	2,124	982	87.4%
Juvenile						
Abuse or Neglect	AN	3.6	11	51	16	145%
Capias	CA	2.3	5	21	6	120%
Child in Need of Services	CS	3.0	0	1	1	0%
Custody Visitation	CV	1.4	807	1,221	650	81%
Delinquency Felony	DF	3.3	78	215	65	83%
Delinquency Misdemeanor	DM	2.7	135	356	107	79%
Entrustment Agreement	ET	4.0	0	2	2	0%
Foster Care Review	FC	1.0	6	6	4	67%
Protective Order – Family Abuse	FP	2.0	1	2	1	100%
Initial Foster Care Review	IF	1.0	4	4	4	100%
Permanency Planning	PH	1.1	12	14	7	58%
Violation - Family Abuse Protective Order	PS	3.0	0	2	1	0%
Paternity	PT	2.0	4	7	4	100%
Show Cause	SC	2.9	8	25	11	138%
Status Offense	ST	1.4	190	244	185	97%
Traffic	T	1.8	84	135	79	94%
Termination of Parental Rights	TP	3.0	3	8	1	33%
Truancy/Runaway (Child in Need of Supervision)	TR	3.0	4	9	1	25%
Juvenile Total			1,352	2,323	1,145	84.7%
Totals			2,476	4,447	2,127	85.9%



	Total Filings with %
Custody Visitation (CV)	807 33%
Civil Support (VS)	352 14%
Criminal Misdemeanor (CM)	252 10%
Status Offense (ST)	190 8%
Other (OT)	189 8%
Others	686 28%
Total	2,476 100%

Special Case Activities

Non-Case	NC	1.0	2
Emergency Protective Order	PE	1.0	143
Emergency Custody Order	EC	1.0	2
Mental Commitment	MC	1.0	10
Temporary Detention Order	TD	1.0	20

Commonwealth of Virginia
Caseload Statistics of the J&DR District Courts

Falls Church

December 2016

	Filing Type	Hearings Per Case	Filings	Hearings	Concluded	Clearance Rate
Adult						
Criminal Misdemeanor	CM	4.0	0	4	1	0%
Civil Support	VS	3.0	0	1	1	0%
Adult Total			0	5	2	0.0%
Juvenile						
Child in Need of Services	CS	0.0	0	1	0	0%
Delinquency Felony	DF	13.0	0	1	1	0%
Delinquency Misdemeanor	DM	2.5	0	3	2	0%
Show Cause	SC	2.0	0	1	1	0%
Status Offense	ST	1.0	1	2	1	100%
Truancy/Runaway (Child in Need of Supervision)	TR	0.0	0	2	0	0%
Juvenile Total			1	10	5	500.0%
Totals			1	15	7	700.0%



	Total Filings with %	
Status Offense (ST)	1	100%
Child in Need of Services (CS)	0	0%
Civil Support (VS)	0	0%
Criminal Misdemeanor (CM)	0	0%
Delinquency Felony (DF)	0	0%
Others	0	0%
Total	1	100%

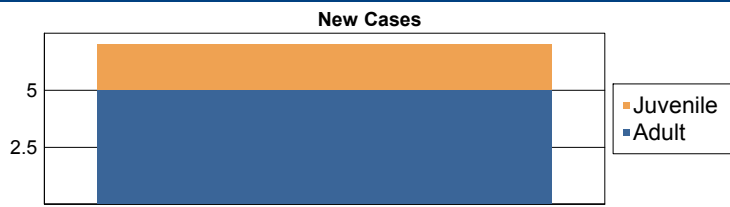
Special Case Activities

Non-Case	NC	0.0	1
----------	----	-----	---

Commonwealth of Virginia
Caseload Statistics of the J&DR District Courts
November 2016

Falls Church

	Filing Type	Hearings Per Case	Filings	Hearings	Concluded	Clearance Rate
Adult						
Criminal Misdemeanor	CM	2.7	2	6	3	150%
Protective Order – Familv Abuse	FP	0.0	0	1	0	0%
Show Cause	SC	2.0	2	3	1	50%
Civil Support	VS	1.0	1	2	1	100%
Adult Total			5	12	5	100.0%
Juvenile						
Abuse or Neglect	AN	6.0	0	1	1	0%
Custody Visitation	CV	0.0	0	2	0	0%
Delinquency Felony	DF	5.0	0	1	1	0%
Delinquency Misdemeanor	DM	1.0	1	2	1	100%
Status Offense	ST	1.0	1	3	1	100%
Truancy/Runaway (Child in Need of Supervision)	TR	0.0	0	1	0	0%
Juvenile Total			2	10	4	200.0%
Totals			7	22	9	128.6%



	Total Filings with %	
Criminal Misdemeanor (CM)	2	29%
Show Cause (SC)	2	29%
Civil Support (VS)	1	14%
Delinquency Misdemeanor (DM)	1	14%
Status Offense (ST)	1	14%
Others	0	0%
Total	7	100%

Special Case Activities

Emergency Protective Order	PE	1.0	3
----------------------------	----	-----	---

Commonwealth of Virginia
Caseload Statistics of the J&DR District Courts

Falls Church

October 2016

	Filing Type	Hearings Per Case	Filings	Hearings	Concluded	Clearance Rate
Adult						
Criminal Felony	CF	5.0	0	1	1	0%
Criminal Misdemeanor	CM	1.0	4	6	3	75%
Show Cause	SC	1.0	3	3	1	33%
Civil Support	VS	1.0	1	1	1	100%
Adult Total			8	11	6	75.0%
Juvenile						
Abuse or Neglect	AN	0.0	0	1	0	0%
Custody Visitation	CV	0.0	0	2	0	0%
Delinquency Misdemeanor	DM	2.6	2	8	5	250%
Show Cause	SC	1.0	1	1	1	100%
Status Offense	ST	0.0	2	3	0	0%
Traffic	T	1.0	2	2	2	100%
Truancy/Runaway (Child in Need of Supervision)	TR	2.0	0	4	1	0%
Juvenile Total			7	21	9	128.6%
Totals			15	32	15	100.0%



	Total Filings with %	
Criminal Misdemeanor (CM)	4	27%
Show Cause (SC)	4	27%
Delinquency Misdemeanor (DM)	2	13%
Status Offense (ST)	2	13%
Traffic (T)	2	13%
Others	1	7%
Total	15	100%

Commonwealth of Virginia
Caseload Statistics of the J&DR District Courts
September 2016

Falls Church

	Filing Type	Hearings Per Case	Filings	Hearings	Concluded	Clearance Rate
Adult						
Criminal Felony	CF	0.0	0	1	0	0%
Criminal Misdemeanor	CM	2.7	0	5	3	0%
Civil Support	VS	1.0	3	3	2	67%
Adult Total			3	9	5	166.7%
Juvenile						
Abuse or Neglect	AN	0.0	0	1	0	0%
Capias	CA	3.0	0	1	1	0%
Custody Visitation	CV	3.0	2	4	2	100%
Delinquency Felony	DF	0.0	0	1	0	0%
Delinquency Misdemeanor	DM	4.0	0	1	1	0%
Show Cause	SC	2.0	1	2	1	100%
Status Offense	ST	0.0	1	1	0	0%
Truancy/Runaway (Child in Need of Supervision)	TR	0.0	0	1	0	0%
Juvenile Total			4	12	5	125.0%
Totals			7	21	10	142.9%

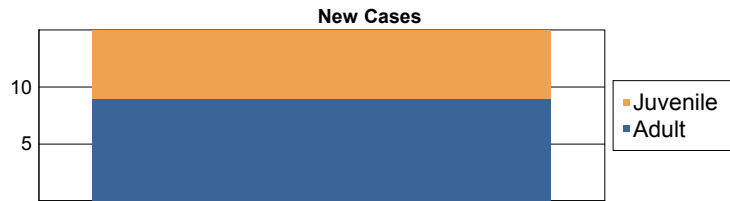


	Total Filings with %	
Civil Support (VS)	3	43%
Custody Visitation (CV)	2	29%
Show Cause (SC)	1	14%
Status Offense (ST)	1	14%
Abuse or Neglect (AN)	0	0%
Others	0	0%
Total	7	100%

Commonwealth of Virginia
Caseload Statistics of the J&DR District Courts
August 2016

Falls Church

	Filing Type	Hearings Per Case	Filings	Hearings	Concluded	Clearance Rate
Adult						
Capias	CA	1.0	1	1	1	100%
Criminal Felony	CF	2.0	1	4	1	100%
Criminal Misdemeanor	CM	2.5	4	9	2	50%
Protective Order – Family Abuse	FP	0.0	1	2	0	0%
Show Cause	SC	2.0	2	3	3	150%
Civil Support	VS	2.0	0	1	1	0%
Adult Total			9	20	8	88.9%
Juvenile						
Capias	CA	0.0	1	2	0	0%
Delinquency Misdemeanor	DM	0.0	3	3	0	0%
Show Cause	SC	0.0	1	1	0	0%
Status Offense	ST	0.0	1	1	0	0%
Truancy/Runaway (Child in Need of Supervision)	TR	0.0	0	2	0	0%
Juvenile Total			6	9	0	0.0%
Totals			15	29	8	53.3%



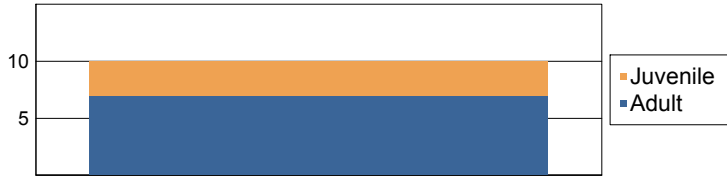
	Total Filings with %
Criminal Misdemeanor (CM)	4 27%
Delinquency Misdemeanor (DM)	3 20%
Show Cause (SC)	3 20%
Capias (CA)	2 13%
Criminal Felony (CF)	1 7%
Others	2 13%
Total	15 100%

Special Case Activities

Emergency Protective Order	PE	1.0	4
----------------------------	----	-----	---

	Filing Type	Hearings Per Case	Filings	Hearings	Concluded	Clearance Rate
Adult						
Capias	CA	3.0	0	1	1	0%
Criminal Felony	CF	5.0	1	17	8	800%
Criminal Misdemeanor	CM	2.0	4	7	2	50%
Show Cause	SC	3.0	0	2	1	0%
Civil Support	VS	1.0	2	2	1	50%
Adult Total			7	29	13	185.7%
Juvenile						
Child in Need of Services	CS	0.0	0	1	0	0%
Delinquency Felony	DF	3.0	0	3	2	0%
Delinquency Misdemeanor	DM	4.0	2	11	6	300%
Show Cause	SC	0.0	0	1	0	0%
Truancy/Runaway (Child in Need of Supervision)	TR	3.0	1	4	1	100%
Juvenile Total			3	20	9	300.0%
Totals			10	49	22	220.0%

New Cases



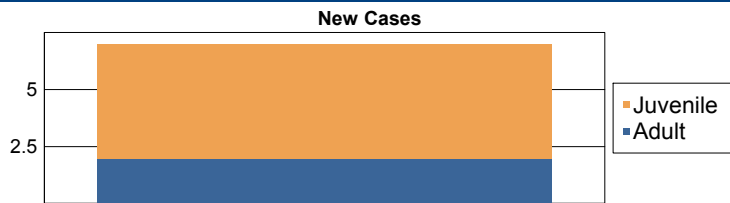
	Total Filings with %	
Criminal Misdemeanor (CM)	4	40%
Civil Support (VS)	2	20%
Delinquency Misdemeanor (DM)	2	20%
Criminal Felony (CF)	1	10%
Truancy/Runaway (Child in Need of S	1	10%
Others	0	0%
Total	10	100%

Commonwealth of Virginia
Caseload Statistics of the J&DR District Courts

Falls Church

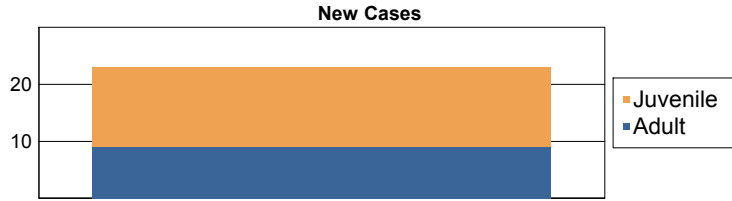
June 2016

	Filing Type	Hearings Per Case	Filings	Hearings	Concluded	Clearance Rate
Adult						
Capias	CA	0.0	0	1	0	0%
Criminal Felony	CF	0.0	0	9	0	0%
Criminal Misdemeanor	CM	3.0	0	3	2	0%
Show Cause	SC	1.7	2	4	3	150%
Adult Total			2	17	5	250.0%
Juvenile						
Child in Need of Services	CS	0.0	0	3	0	0%
Delinquency Felony	DF	2.0	1	6	1	100%
Delinquency Misdemeanor	DM	2.0	2	21	10	500%
Show Cause	SC	0.0	1	3	0	0%
Truancy/Runaway (Child in Need of Supervision)	TR	2.0	1	3	1	100%
Juvenile Total			5	36	12	240.0%
Totals			7	53	17	242.9%



	Total Filings with %	
Show Cause (SC)	3	43%
Delinquency Misdemeanor (DM)	2	29%
Delinquency Felony (DF)	1	14%
Truancy/Runaway (Child in Need of S	1	14%
Capias (CA)	0	0%
Others	0	0%
Total	7	100%

	Filing Type	Hearings Per Case	Filings	Hearings	Concluded	Clearance Rate
Adult						
Criminal Felony	CF	0.0	8	17	0	0%
Civil Support	VS	1.0	1	1	1	100%
Adult Total			9	18	1	11.1%
Juvenile						
Custody Visitation	CV	1.0	3	5	3	100%
Delinquency Felony	DF	1.0	5	5	2	40%
Delinquency Misdemeanor	DM	3.0	5	9	2	40%
Truancy/Runaway (Child in Need of Supervision)	TR	0.0	1	2	0	0%
Juvenile Total			14	21	7	50.0%
Totals			23	39	8	34.8%



	Total Filings with %	
Criminal Felony (CF)	8	35%
Delinquency Felony (DF)	5	22%
Delinquency Misdemeanor (DM)	5	22%
Custody Visitation (CV)	3	13%
Civil Support (VS)	1	4%
Others	1	4%
Total	23	100%

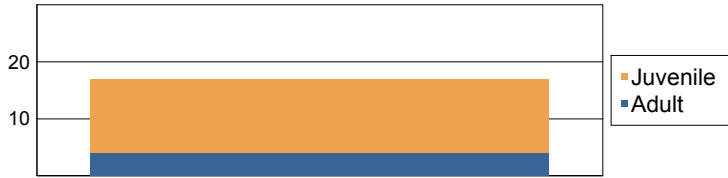
Commonwealth of Virginia
Caseload Statistics of the J&DR District Courts

Falls Church

April 2016

	Filing Type	Hearings Per Case	Filings	Hearings	Concluded	Clearance Rate
Adult						
Criminal Felony	CF	3.0	1	3	1	100%
Criminal Misdemeanor	CM	2.3	0	4	3	0%
Show Cause	SC	0.0	1	2	0	0%
Civil Support	VS	1.0	2	2	2	100%
Adult Total			4	11	6	150.0%
Juvenile						
Delinquency Felony	DF	3.0	0	1	1	0%
Delinquency Misdemeanor	DM	5.7	12	15	3	25%
Show Cause	SC	2.0	1	2	1	100%
Truancy/Runaway (Child in Need of Supervision)	TR	13.0	0	1	1	0%
Juvenile Total			13	19	6	46.2%
Totals			17	30	12	70.6%

New Cases



	Total Filings with %	
Delinquency Misdemeanor (DM)	12	71%
Civil Support (VS)	2	12%
Show Cause (SC)	2	12%
Criminal Felony (CF)	1	6%
Criminal Misdemeanor (CM)	0	0%
Others	0	0%
Total	17	100%

Special Case Activities

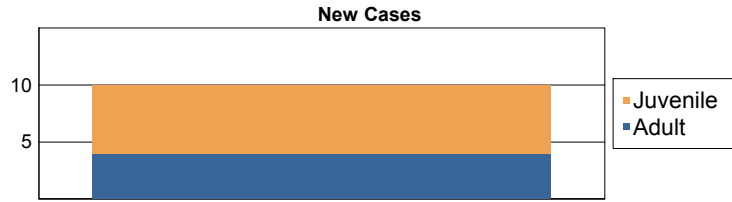
Emergency Protective Order	PE	1.0	1
----------------------------	----	-----	---

Commonwealth of Virginia
Caseload Statistics of the J&DR District Courts

Falls Church

March 2016

	Filing Type	Hearings Per Case	Filings	Hearings	Concluded	Clearance Rate
Adult						
Criminal Felonv	CF	3.0	0	1	1	0%
Criminal Misdemeanor	CM	0.0	2	5	0	0%
Show Cause	SC	0.0	1	1	0	0%
Civil Support	VS	1.0	1	1	1	100%
Adult Total			4	8	2	50.0%
Juvenile						
Abuse or Neglect	AN	0.0	0	1	0	0%
Child in Need of Services	CS	0.0	0	1	0	0%
Custody Visitation	CV	1.0	5	5	3	60%
Delinquency Felonv	DF	3.0	0	3	2	0%
Delinquency Misdemeanor	DM	4.3	1	6	4	400%
Show Cause	SC	4.7	0	3	3	0%
Truancy/Runaway (Child in Need of Supervision)	TR	0.0	0	3	0	0%
Juvenile Total			6	22	12	200.0%
Totals			10	30	14	140.0%



	Total Filings with %	
Custody Visitation (CV)	5	50%
Criminal Misdemeanor (CM)	2	20%
Civil Support (VS)	1	10%
Delinquency Misdemeanor (DM)	1	10%
Show Cause (SC)	1	10%
Others	0	0%
Total	10	100%

Special Case Activities

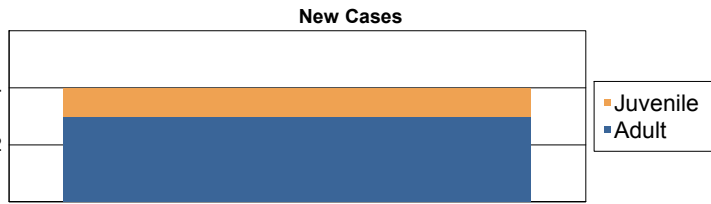
Non-Case	NC	1.0	1
Emergency Protective Order	PE	1.0	2

Commonwealth of Virginia
Caseload Statistics of the J&DR District Courts

Falls Church

February 2016

	Filing Type	Hearings Per Case	Filings	Hearings	Concluded	Clearance Rate
Adult						
Criminal Felony	CF	0.0	1	2	0	0%
Criminal Misdemeanor	CM	0.0	2	9	0	0%
Show Cause	SC	2.0	0	2	1	0%
Adult Total			3	13	1	33.3%
Juvenile						
Abuse or Neglect	AN	0.0	0	1	0	0%
Delinquency Misdemeanor	DM	4.5	1	11	2	200%
Show Cause	SC	2.0	0	4	1	0%
Traffic	T	2.0	0	1	1	0%
Truancy/Runaway (Child in Need of Supervision)	TR	0.0	0	2	0	0%
Juvenile Total			1	19	4	400.0%
Totals			4	32	5	125.0%



	Total Filings with %	
Criminal Misdemeanor (CM)	2	50%
Criminal Felony (CF)	1	25%
Delinquency Misdemeanor (DM)	1	25%
Abuse or Neglect (AN)	0	0%
Show Cause (SC)	0	0%
Others	0	0%
Total	4	100%

Special Case Activities

Emergency Protective Order	PE	1.0	2
Non-Case	NC	1.0	2

Commonwealth of Virginia
Caseload Statistics of the J&DR District Courts
January 2016

Falls Church

	Filing Type	Hearings Per Case	Filings	Hearings	Concluded	Clearance Rate
Adult						
Criminal Misdemeanor	CM	0.0	1	3	0	0%
Show Cause	SC	0.0	1	1	0	0%
Adult Total			2	4	0	0.0%
Juvenile						
Abuse or Neglect	AN	0.0	1	1	0	0%
Child in Need of Services	CS	0.0	0	1	0	0%
Custody Visitation	CV	1.0	2	2	2	100%
Delinquency Felony	DF	0.0	0	1	0	0%
Delinquency Misdemeanor	DM	3.0	4	8	1	25%
Show Cause	SC	0.0	0	3	0	0%
Truancy/Runaway (Child in Need of Supervision)	TR	0.0	2	4	0	0%
Juvenile Total			9	20	3	33.3%
Totals			11	24	3	27.3%



	Total Filings with %	
Delinquency Misdemeanor (DM)	4	36%
Custody Visitation (CV)	2	18%
Truancy/Runaway (Child in Need of S	2	18%
Abuse or Neglect (AN)	1	9%
Criminal Misdemeanor (CM)	1	9%
Others	1	9%
Total	11	100%

Special Case Activities

Non-Case	NC	1.0	1
----------	----	-----	---

Commonwealth of Virginia
Caseload Statistics of the J&DR District Courts

Fauquier

December 2016

	Filing Type	Hearings Per Case	Filings	Hearings	Concluded	Clearance Rate
Adult						
Protective Order - Non Familv Abuse	AP	2.0	1	2	1	100%
Capias	CA	4.1	6	23	9	150%
Criminal Felonv	CF	3.8	20	52	12	60%
Criminal Misdemeanor	CM	3.9	13	52	12	92%
Criminal Support	CS	0.0	0	1	0	0%
Protective Order – Family Abuse	FP	2.4	9	19	7	78%
Motion - Modifv Protective Order	MP	1.0	1	1	1	100%
Other	OT	1.0	1	1	1	100%
Protective Order – Stalkina/Acts of Violence	PC	2.0	1	2	1	100%
Remand Support	RS	1.0	1	1	1	100%
Show Cause	SC	2.1	19	48	16	84%
Restricted License - Support	SL	0.0	1	1	0	0%
Civil Support	VS	2.2	20	43	25	125%
Adult Total			93	246	86	92.5%
Juvenile						
Abuse or Neglect	AN	4.7	7	25	6	86%
Protective Order – Non Familv Abuse	AP	3.0	1	2	1	100%
Custody Visitation	CV	2.3	53	171	83	157%
Delinquency Felonv	DF	3.3	0	10	3	0%
Delinquency Misdemeanor	DM	2.3	22	44	21	95%
Foster Care Review	FC	1.0	2	3	2	100%
Initial Foster Care Review	IF	1.0	5	5	5	100%
Motion - Modifv Protective Order	MP	1.0	3	3	3	100%
Permanency Plannina	PH	1.0	2	5	2	100%
Paternity	PT	2.0	1	3	2	200%
Remand Custody	RC	1.0	1	1	1	100%
Child at Risk of Abuse or Neglect	RI	3.3	1	4	4	400%
Remand Visitation	RV	1.0	1	1	1	100%
Traffic	T	1.2	9	6	9	100%
Truancy/Runaway (Child in Need of Supervision)	TR	5.0	0	2	1	0%
Juvenile Total			108	285	144	133.3%
Totals			201	531	230	114.4%

New Cases



	Total Filings with %
Custody Visitation (CV)	53 26%
Delinquency Misdemeanor (DM)	22 11%
Civil Support (VS)	20 10%
Criminal Felony (CF)	20 10%
Show Cause (SC)	19 9%
Others	67 33%
Total	201 100%

Special Case Activities

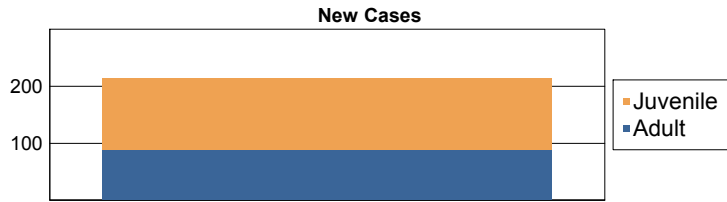
Emergency Protective Order	PE	1.0	14
Non-Case	NC	0.0	4
Temporary Detention Order	TD	1.0	4

Commonwealth of Virginia
Caseload Statistics of the J&DR District Courts

Fauquier

November 2016

	Filing Type	Hearings Per Case	Filings	Hearings	Concluded	Clearance Rate
Adult						
Protective Order - Non Family Abuse	AP	1.0	1	1	1	100%
Capias	CA	3.0	3	15	5	167%
Criminal Felony	CF	3.7	21	52	7	33%
Criminal Misdemeanor	CM	3.3	16	49	12	75%
Protective Order – Family Abuse	FP	2.6	9	21	7	78%
Motion - Modify Protective Order	MP	1.0	1	1	1	100%
Other	OT	2.0	1	2	1	100%
Remand Support	RS	1.0	2	2	2	100%
Show Cause	SC	2.1	16	44	16	100%
Restricted License - Support	SL	2.0	0	1	1	0%
Civil Support	VS	1.9	19	43	22	116%
Adult Total			89	231	75	84.3%
Juvenile						
Abuse or Neglect	AN	3.7	2	15	3	150%
Protective Order – Non Family Abuse	AP	3.0	0	2	1	0%
Relief of Custody	CR	1.5	2	3	2	100%
Custody Visitation	CV	2.2	90	189	75	83%
Delinquency Felony	DF	0.0	1	11	0	0%
Delinquency Misdemeanor	DM	1.9	12	34	13	108%
Foster Care Review	FC	1.3	8	11	10	125%
Initial Foster Care Review	IF	1.0	2	3	2	100%
Permanency Planning	PH	2.0	1	8	2	200%
Paternity	PT	5.0	1	3	3	300%
Child at Risk of Abuse or Neglect	RI	3.0	0	2	1	0%
Traffic	T	1.5	6	6	6	100%
Termination of Parental Rights	TP	0.0	0	4	0	0%
Truancy/Runaway (Child in Need of Supervision)	TR	5.0	0	4	1	0%
Juvenile Total			125	295	119	95.2%
Totals			214	526	194	90.7%



	Total Filings with %
Custody Visitation (CV)	90 42%
Criminal Felony (CF)	21 10%
Civil Support (VS)	19 9%
Criminal Misdemeanor (CM)	16 7%
Show Cause (SC)	16 7%
Others	52 24%
Total	214 100%

Special Case Activities

Non-Case	NC	2.0	0
Emergency Protective Order	PE	1.0	11
Non-Case	NC	0.0	0

Commonwealth of Virginia
Caseload Statistics of the J&DR District Courts

Fauquier

October 2016

	Filing Type	Hearings Per Case	Filings	Hearings	Concluded	Clearance Rate
Adult						
Capias	CA	3.7	5	24	6	120%
Criminal Felony	CF	3.0	6	12	1	17%
Criminal Misdemeanor	CM	3.3	12	41	16	133%
Protective Order – Family Abuse	FP	2.8	7	19	6	86%
Motion - Modifv Protective Order	MP	2.0	2	4	2	100%
Remand Support	RS	1.0	1	1	1	100%
Show Cause	SC	2.2	18	42	13	72%
Restricted License - Support	SL	1.0	1	1	1	100%
Civil Support	VS	1.8	48	84	44	92%
Adult Total			100	228	90	90.0%
Juvenile						
Abuse or Neglect	AN	4.0	4	22	3	75%
Protective Order – Non Familv Abuse	AP	0.0	1	1	0	0%
Child in Need of Services	CS	1.5	1	2	2	200%
Custody Visitation	CV	1.5	139	211	81	58%
Delinquency Felony	DF	3.7	4	13	3	75%
Delinquency Misdemeanor	DM	2.5	19	35	10	53%
Foster Care Review	FC	1.5	2	5	4	200%
Protective Order – Family Abuse	FP	1.0	1	1	1	100%
Initial Foster Care Review	IF	1.0	2	2	1	50%
Permanency Planning	PH	0.0	1	1	0	0%
Paternity	PT	1.0	3	5	1	33%
Remand Custody	RC	1.0	2	2	2	100%
Child at Risk of Abuse or Neglect	RI	3.5	1	4	2	200%
Remand Visitation	RV	1.0	2	2	2	100%
Status Offense	ST	0.0	1	1	0	0%
Traffic	T	1.2	15	12	15	100%
Truancy/Runaway (Child in Need of Supervision)	TR	0.0	2	3	0	0%
Juvenile Total			200	322	127	63.5%
Totals			300	550	217	72.3%



	Total Filings with %	
Custody Visitation (CV)	139	46%
Civil Support (VS)	48	16%
Delinquency Misdemeanor (DM)	19	6%
Show Cause (SC)	18	6%
Traffic (T)	15	5%
Others	61	20%
Total	300	100%

Special Case Activities

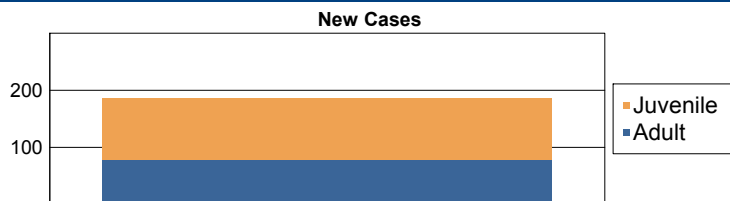
Non-Case	NC	1.0	2
Emergency Protective Order	PE	1.2	5

Commonwealth of Virginia
Caseload Statistics of the J&DR District Courts

Fauquier

September 2016

	Filing Type	Hearings Per Case	Filings	Hearings	Concluded	Clearance Rate
Adult						
Capias	CA	1.0	9	17	3	33%
Criminal Felony	CF	2.7	6	35	19	317%
Criminal Misdemeanor	CM	2.4	15	50	24	160%
Protective Order – Family Abuse	FP	2.3	8	17	6	75%
Motion - Modifv Protective Order	MP	1.0	3	3	3	100%
Remand Support	RS	1.0	1	1	1	100%
Show Cause	SC	2.3	15	50	22	147%
Civil Support	VS	1.7	21	39	24	114%
Adult Total			78	212	102	130.8%
Juvenile						
Abuse or Neglect	AN	5.0	5	16	2	40%
Protective Order – Non Family Abuse	AP	0.0	0	1	0	0%
Capias	CA	1.0	1	1	1	100%
Child in Need of Services	CS	2.0	1	3	1	100%
Custody Visitation	CV	1.7	71	150	86	121%
Delinquency Felony	DF	0.0	1	6	0	0%
Delinquency Misdemeanor	DM	2.5	5	25	19	380%
Foster Care Review	FC	1.0	6	6	2	33%
Initial Foster Care Review	IF	1.0	2	2	2	100%
Permanency Planning	PH	1.0	5	7	3	60%
Remand Custody	RC	1.0	3	3	3	100%
Child at Risk of Abuse or Neglect	RI	0.0	1	2	0	0%
Remand Visitation	RV	1.0	3	3	3	100%
Show Cause	SC	1.0	1	1	1	100%
Traffic	T	2.2	3	9	10	333%
Termination of Parental Rights	TP	3.0	0	4	4	0%
Truancy/Runaway (Child in Need of Supervision)	TR	0.0	0	1	0	0%
Juvenile Total			108	240	137	126.9%
Totals			186	452	239	128.5%



	Total Filings with %
Custody Visitation (CV)	71 38%
Civil Support (VS)	21 11%
Show Cause (SC)	16 9%
Criminal Misdemeanor (CM)	15 8%
Capias (CA)	10 5%
Others	53 28%
Total	186 100%

Special Case Activities

Emergency Protective Order	PE	1.0	14
Non-Case	NC	0.0	0
Temporary Detention Order	TD	1.0	4

Commonwealth of Virginia
Caseload Statistics of the J&DR District Courts
August 2016

Fauquier

	Filing Type	Hearings Per Case	Filings	Hearings	Concluded	Clearance Rate
Adult						
Capias	CA	2.0	2	10	3	150%
Criminal Felony	CF	1.0	19	31	2	11%
Criminal Misdemeanor	CM	3.7	18	62	24	133%
Protective Order – Family Abuse	FP	2.0	9	18	7	78%
Motion - Modifv Protective Order	MP	1.0	2	2	2	100%
Protective Order – Stalking/Acts of Violence	PC	2.0	1	2	1	100%
Remand Support	RS	1.0	1	1	1	100%
Show Cause	SC	2.9	15	54	31	207%
Restricted License - Support	SL	1.0	1	1	1	100%
Civil Support	VS	2.1	18	49	23	128%
Adult Total			86	230	95	110.5%
Juvenile						
Abuse or Neglect	AN	4.0	4	13	3	75%
Protective Order – Non Family Abuse	AP	1.0	3	3	2	67%
Relief of Custody	CR	0.0	1	1	0	0%
Custody Visitation	CV	1.7	115	210	83	72%
Delinquency Felony	DF	4.3	3	17	3	100%
Delinquency Misdemeanor	DM	3.1	13	42	17	131%
Entrustment Agreement	ET	1.5	1	2	2	200%
Foster Care Review	FC	1.0	2	3	2	100%
Initial Foster Care Review	IF	1.0	1	1	1	100%
Permanency Planning	PH	2.0	2	5	5	250%
Paternity	PT	0.0	0	2	0	0%
Remand Custody	RC	1.0	1	1	1	100%
Child at Risk of Abuse or Neglect	RI	0.0	1	3	0	0%
Show Cause	SC	3.0	0	2	2	0%
Status Offense	ST	1.0	3	3	3	100%
Traffic	T	1.5	5	7	6	120%
Termination of Parental Rights	TP	2.3	0	11	6	0%
Truancy/Runaway (Child in Need of Supervision)	TR	1.0	1	1	1	100%
Juvenile Total			156	327	137	87.8%
Totals			242	557	232	95.9%



	Total Filings with %
Custody Visitation (CV)	115 48%
Criminal Felony (CF)	19 8%
Civil Support (VS)	18 7%
Criminal Misdemeanor (CM)	18 7%
Show Cause (SC)	15 6%
Others	57 24%
Total	242 100%

Special Case Activities

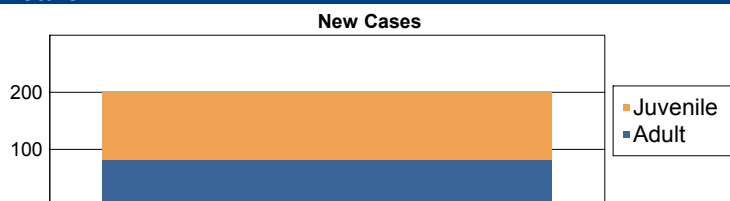
Non-Case	NC	1.0	1
Emergency Protective Order	PE	1.0	22
Non-Case	NC	2.0	1
Temporary Detention Order	TD	1.0	4

Commonwealth of Virginia
Caseload Statistics of the J&DR District Courts

Fauquier

July 2016

	Filing Type	Hearings Per Case	Filings	Hearings	Concluded	Clearance Rate
Adult						
Capias	CA	2.4	10	23	8	80%
Criminal Felonv	CF	3.8	2	11	4	200%
Criminal Misdemeanor	CM	2.6	17	53	22	129%
Criminal Support	CS	5.0	1	3	1	100%
Protective Order – Familv Abuse	FP	2.3	6	16	8	133%
Motion - Modifv Protective Order	MP	2.0	0	1	1	0%
Other	OT	1.0	1	1	1	100%
Protective Order – Stalking/Acts of Violence	PC	1.5	2	3	2	100%
Show Cause	SC	2.8	16	51	18	113%
Restricted License - Support	SL	2.0	0	1	1	0%
Civil Support	VS	2.2	27	55	31	115%
Adult Total			82	218	97	118.3%
Juvenile						
Abuse or Nealect	AN	4.5	2	8	2	100%
Custody Visitation	CV	1.7	70	134	53	76%
Delinquency Felonv	DF	0.0	5	18	0	0%
Delinquency Misdemeanor	DM	3.4	13	33	8	62%
Entrustment Agreement	ET	1.0	2	2	2	100%
Foster Care Review	FC	1.0	7	7	7	100%
Initial Foster Care Review	IF	3.0	0	1	1	0%
Motion - Modifv Protective Order	MP	1.0	2	2	2	100%
Permanency Planning	PH	2.0	2	5	3	150%
Paternity	PT	3.5	0	4	2	0%
Child at Risk of Abuse or Nealect	RI	1.0	2	5	2	100%
Show Cause	SC	0.0	0	2	0	0%
Traffic	T	1.3	15	13	12	80%
Termination of Parental Rights	TP	2.9	0	11	8	0%
Juvenile Total			120	245	102	85.0%
Totals			202	463	199	98.5%



	Total Filings with %
Custody Visitation (CV)	70 35%
Civil Support (VS)	27 13%
Criminal Misdemeanor (CM)	17 8%
Show Cause (SC)	16 8%
Traffic (T)	15 7%
Others	57 28%
Total	202 100%

Special Case Activities

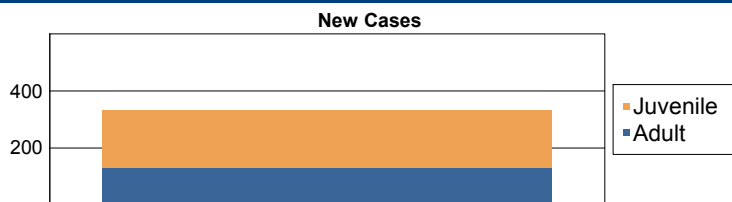
Non-Case	NC	0.0	1
Emergency Protective Order	PE	1.0	13
Non-Case	NC	2.0	0

Commonwealth of Virginia
Caseload Statistics of the J&DR District Courts

Fauquier

June 2016

	Filing Type	Hearings Per Case	Filings	Hearings	Concluded	Clearance Rate
Adult						
Capias	CA	3.2	7	17	6	86%
Criminal Felony	CF	3.3	8	22	4	50%
Criminal Misdemeanor	CM	2.9	26	69	18	69%
Criminal Support	CS	0.0	0	1	0	0%
Protective Order – Familv Abuse	FP	2.3	9	23	12	133%
Motion - Modifv Protective Order	MP	1.3	5	6	4	80%
Protective Order – Stalking/Acts of Violence	PC	2.0	0	1	1	0%
Remand Support	RS	1.0	6	6	6	100%
Show Cause	SC	2.1	21	38	15	71%
Restricted License - Support	SL	0.0	2	2	0	0%
Civil Support	VS	1.8	48	94	53	110%
Adult Total			132	279	119	90.2%
Juvenile						
Abuse or Neglect	AN	0.0	3	7	0	0%
Relief of Custody	CR	1.0	1	1	1	100%
Child in Need of Services	CS	0.0	1	1	0	0%
Custody Visitation	CV	1.7	104	181	109	105%
Delinquency Felony	DF	4.0	4	18	6	150%
Delinquency Misdemeanor	DM	3.3	19	57	25	132%
Entrustment Agreement	ET	1.0	6	6	5	83%
Foster Care Review	FC	1.2	10	13	13	130%
Initial Foster Care Review	IF	1.0	1	1	1	100%
Motion - Modifv Protective Order	MP	1.0	3	3	3	100%
Permanency Planning	PH	2.0	0	2	2	0%
Paternity	PT	3.0	0	2	1	0%
Remand Custody	RC	1.0	16	16	16	100%
Child at Risk of Abuse or Neglect	RI	4.3	0	6	3	0%
Remand Visitation	RV	1.0	16	16	16	100%
Show Cause	SC	2.0	2	3	1	50%
Traffic	T	1.4	9	9	16	178%
Termination of Parental Rights	TP	1.8	5	11	4	80%
Truancy/Runaway (Child in Need of Supervision)	TR	0.0	0	2	0	0%
Juvenile Total			200	355	222	111.0%
Totals			332	634	341	102.7%



	Total Filings with %
Custody Visitation (CV)	104 31%
Civil Support (VS)	48 14%
Criminal Misdemeanor (CM)	26 8%
Show Cause (SC)	23 7%
Delinquency Misdemeanor (DM)	19 6%
Others	112 34%
Total	332 100%

Special Case Activities

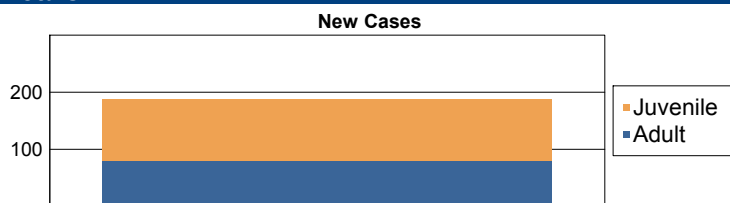
Emergency Protective Order	PE	1.0	14
----------------------------	----	-----	----

Commonwealth of Virginia
Caseload Statistics of the J&DR District Courts

Fauquier

May 2016

	Filing Type	Hearings Per Case	Filings	Hearings	Concluded	Clearance Rate
Adult						
Protective Order - Non Family Abuse	AP	1.0	1	1	1	100%
Capias	CA	2.3	3	18	6	200%
Criminal Felony	CF	2.7	3	10	3	100%
Criminal Misdemeanor	CM	3.1	16	50	17	106%
Criminal Support	CS	0.0	1	2	0	0%
Protective Order – Family Abuse	FP	1.9	11	20	7	64%
Other	OT	1.0	1	1	1	100%
Protective Order – Stalking/Acts of Violence	PC	0.0	1	1	0	0%
Remand Support	RS	1.0	1	1	1	100%
Show Cause	SC	3.2	14	45	25	179%
Restricted License - Support	SL	1.5	1	2	2	200%
Civil Support	VS	2.0	26	53	23	88%
Adult Total			79	204	86	108.9%
Juvenile						
Abuse or Neglect	AN	4.0	1	4	1	100%
Protective Order – Non Family Abuse	AP	2.0	1	3	2	200%
Capias	CA	3.0	0	2	2	0%
Child in Need of Services	CS	1.0	1	2	1	100%
Custody Visitation	CV	1.9	50	152	73	146%
Delinquency Felony	DF	4.0	1	8	1	100%
Delinquency Misdemeanor	DM	2.2	15	46	17	113%
Foster Care Review	FC	1.0	4	5	3	75%
Initial Foster Care Review	IF	1.0	1	2	1	100%
Permanency Planning	PH	1.0	6	8	2	33%
Paternity	PT	0.0	1	6	0	0%
Remand Custody	RC	1.0	1	1	1	100%
Child at Risk of Abuse or Neglect	RI	0.0	4	5	0	0%
Show Cause	SC	2.0	2	3	1	50%
Traffic	T	1.4	10	8	11	110%
Termination of Parental Rights	TP	0.0	10	12	0	0%
Truancy/Runaway (Child in Need of Supervision)	TR	0.0	1	1	0	0%
Juvenile Total			109	268	116	106.4%
Totals			188	472	202	107.4%



	Total Filings with %
Custody Visitation (CV)	50 27%
Civil Support (VS)	26 14%
Criminal Misdemeanor (CM)	16 9%
Show Cause (SC)	16 9%
Delinquency Misdemeanor (DM)	15 8%
Others	65 35%
Total	188 100%

Special Case Activities

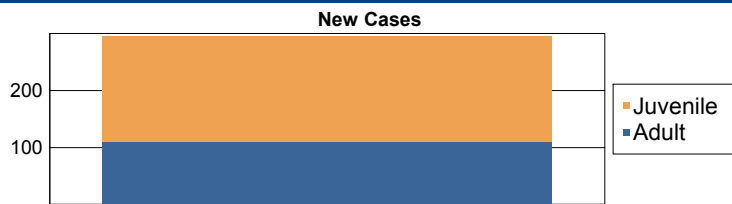
Non-Case	NC	1.0	1
Emergency Protective Order	PE	1.0	15
Non-Case	NC	0.0	2
Temporary Detention Order	TD	1.0	2

Commonwealth of Virginia
Caseload Statistics of the J&DR District Courts

Fauquier

April 2016

	Filing Type	Hearings Per Case	Filings	Hearings	Concluded	Clearance Rate
Adult						
Capias	CA	3.3	6	17	7	117%
Criminal Felony	CF	4.0	6	14	4	67%
Criminal Misdemeanor	CM	3.2	16	61	21	131%
Protective Order – Family Abuse	FP	2.3	11	23	14	127%
Motion - Modify Protective Order	MP	1.3	5	7	7	140%
Other	OT	1.2	4	5	5	125%
Show Cause	SC	2.8	18	55	24	133%
Restricted License - Support	SL	1.0	3	3	2	67%
Civil Support	VS	2.0	41	70	34	83%
Adult Total			110	255	118	107.3%
Juvenile						
Abuse or Neglect	AN	2.3	2	4	4	200%
Protective Order – Non Family Abuse	AP	0.0	1	1	0	0%
Capias	CA	0.0	2	4	0	0%
Custody Visitation	CV	2.4	128	207	89	70%
Delinquency Felony	DF	3.7	5	11	3	60%
Delinquency Misdemeanor	DM	3.0	15	37	15	100%
Foster Care Review	FC	1.0	7	7	6	86%
Initial Foster Care Review	IF	1.0	2	2	2	100%
Motion - Modify Protective Order	MP	1.0	3	3	3	100%
Permanency Planning	PH	1.0	3	3	3	100%
Paternity	PT	0.0	2	3	0	0%
Child at Risk of Abuse or Neglect	RI	0.0	0	2	0	0%
Traffic	T	1.8	15	21	20	133%
Termination of Parental Rights	TP	0.0	0	4	0	0%
Truancy/Runaway (Child in Need of Supervision)	TR	2.0	0	2	1	0%
Juvenile Total			185	311	146	78.9%
Totals			295	566	264	89.5%



	Total Filings with %
Custody Visitation (CV)	128 43%
Civil Support (VS)	41 14%
Show Cause (SC)	18 6%
Criminal Misdemeanor (CM)	16 5%
Delinquency Misdemeanor (DM)	15 5%
Others	77 26%
Total	295 100%

Special Case Activities


Emergency Protective Order	PE	1.0	10
Non-Case	NC	1.0	2
Temporary Detention Order	TD	1.0	4

**Commonwealth of Virginia
Caseload Statistics of the J&DR District Courts**

Fauquier

March 2016

	Filing Type	Hearings Per Case	Filings	Hearings	Concluded	Clearance Rate
Adult						
Capias	CA	1.9	7	22	9	129%
Criminal Felony	CF	3.4	3	14	7	233%
Criminal Misdemeanor	CM	4.0	17	67	23	135%
Protective Order – Family Abuse	FP	2.4	11	27	11	100%
Motion - Modifv Protective Order	MP	1.0	2	2	2	100%
Other	OT	2.3	2	4	3	150%
Violation - Family Abuse Protective Order	PS	1.0	2	2	2	100%
Remand Support	RS	1.0	3	3	3	100%
Show Cause	SC	1.5	45	84	35	78%
Civil Support	VS	1.7	46	83	43	93%
Adult Total			138	308	138	100.0%
Juvenile						
Abuse or Neglect	AN	2.3	2	7	3	150%
Protective Order – Non Familv Abuse	AP	2.3	2	5	3	150%
Child in Need of Services	CS	2.0	0	1	1	0%
Custody Visitation	CV	1.5	114	201	105	92%
Delinquency Felony	DF	4.8	3	9	4	133%
Delinquency Misdemeanor	DM	2.8	13	50	17	131%
Foster Care Review	FC	1.0	1	1	1	100%
Initial Foster Care Review	IF	2.0	0	1	1	0%
Permanency Planning	PH	1.0	7	7	4	57%
Paternity	PT	2.0	1	6	4	400%
Remand Custody	RC	1.0	4	4	4	100%
Child at Risk of Abuse or Neglect	RI	0.0	0	2	0	0%
Remand Visitation	RV	1.0	4	4	4	100%
Traffic	T	1.4	8	12	5	63%
Termination of Parental Rights	TP	0.0	6	6	0	0%
Truancy/Runaway (Child in Need of Supervision)	TR	7.0	2	3	1	50%
Juvenile Total			167	319	157	94.0%
Totals			305	627	295	96.7%



	Total Filings with %
Custody Visitation (CV)	114 37%
Civil Support (VS)	46 15%
Show Cause (SC)	45 15%
Criminal Misdemeanor (CM)	17 6%
Delinquency Misdemeanor (DM)	13 4%
Others	70 23%
Total	305 100%

Special Case Activities

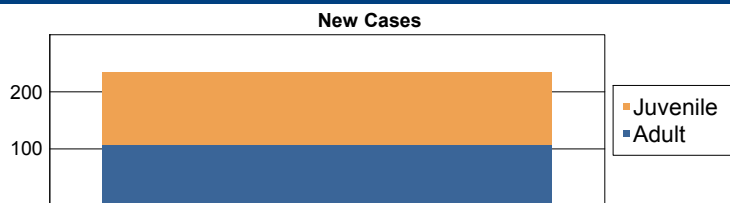
Non-Case	NC	1.0	1
Emergency Protective Order	PE	1.0	10
Non-Case	NC	1.3	5

**Commonwealth of Virginia
Caseload Statistics of the J&DR District Courts**

Fauquier

February 2016

	Filing Type	Hearings Per Case	Filings	Hearings	Concluded	Clearance Rate
Adult						
Capias	CA	3.1	4	17	7	175%
Criminal Felonv	CF	3.0	6	20	7	117%
Criminal Misdemeanor	CM	3.4	27	65	17	63%
Protective Order – Family Abuse	FP	1.8	12	22	10	83%
Motion - Modifv Protective Order	MP	0.0	2	2	0	0%
Show Cause	SC	3.0	20	64	33	165%
Restricted License - Support	SL	2.3	1	3	3	300%
Civil Support	VS	1.7	35	61	35	100%
Adult Total			107	254	112	104.7%
Juvenile						
Abuse or Nealect	AN	3.5	3	10	2	67%
Child in Need of Services	CS	11.0	1	2	1	100%
Custodv Visitation	CV	1.9	83	162	97	117%
Delinquencv Felonv	DF	3.8	0	16	5	0%
Delinquencv Misdemeanor	DM	2.7	20	50	19	95%
Foster Care Review	FC	2.0	1	2	1	100%
Initial Foster Care Review	IF	1.0	3	3	1	33%
Permanencv Planning	PH	0.0	2	2	0	0%
Paternity	PT	0.0	1	1	0	0%
Child at Risk of Abuse or Nealect	RI	0.0	2	4	0	0%
Show Cause	SC	2.0	0	1	1	0%
Status Offense	ST	8.0	0	1	1	0%
Traffic	T	1.0	10	5	6	60%
Termination of Parental Rights	TP	0.0	2	2	0	0%
Truancv/Runawav (Child in Need of Supervision)	TR	0.0	0	1	0	0%
Juvenile Total			128	262	134	104.7%
Totals			235	516	246	104.7%



	Total Filings with %
Custody Visitation (CV)	83 35%
Civil Support (VS)	35 15%
Criminal Misdemeanor (CM)	27 11%
Delinquency Misdemeanor (DM)	20 9%
Show Cause (SC)	20 9%
Others	50 21%
Total	235 100%

Special Case Activities

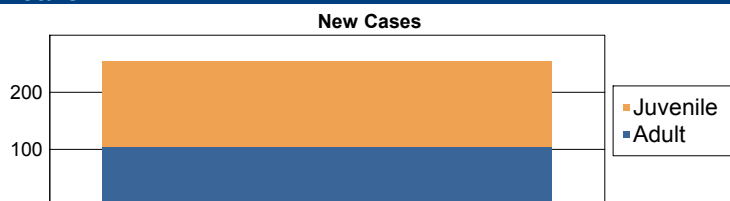
Non-Case	NC	2.0	0
Emeraency Protective Order	PE	1.0	23
Non-Case	NC	1.0	2

Commonwealth of Virginia
Caseload Statistics of the J&DR District Courts

Fauquier

January 2016

	Filing Type	Hearings Per Case	Filings	Hearings	Concluded	Clearance Rate
Adult						
Capias	CA	1.5	10	19	4	40%
Criminal Felonv	CF	3.0	4	15	1	25%
Criminal Misdemeanor	CM	3.8	10	44	15	150%
Protective Order – Family Abuse	FP	1.7	7	15	7	100%
Motion - Modifv Protective Order	MP	1.5	1	2	2	200%
Show Cause	SC	2.1	27	53	17	63%
Restricted License - Support	SL	0.0	1	1	0	0%
Civil Support	VS	1.5	45	61	36	80%
Adult Total			105	210	82	78.1%
Juvenile						
Abuse or Nealect	AN	3.0	1	8	2	200%
Protective Order – Non Family Abuse	AP	0.0	0	1	0	0%
Child in Need of Services	CS	0.0	0	1	0	0%
Custodv Visitation	CV	1.9	117	188	87	74%
Delinquency Felonv	DF	3.3	2	16	4	200%
Delinquency Misdemeanor	DM	3.1	4	29	9	225%
Entrustment Aareement	ET	1.0	2	2	2	100%
Foster Care Review	FC	1.6	3	5	5	167%
Initial Foster Care Review	IF	1.5	1	2	2	200%
Motion - Modifv Protective Order	MP	2.3	1	4	4	400%
Permanency Plannina	PH	1.5	2	3	2	100%
Paternity	PT	0.0	4	4	0	0%
Child at Risk of Abuse or Nealect	RI	3.3	1	4	4	400%
Show Cause	SC	0.0	1	1	0	0%
Traffic	T	1.2	9	10	9	100%
Termination of Parental Rihgts	TP	2.8	2	8	6	300%
Truancy/Runaway (Child in Need of Supervision)	TR	0.0	0	1	0	0%
Juvenile Total			150	287	136	90.7%
Totals			255	497	218	85.5%



	Total Filings with %
Custody Visitation (CV)	117 46%
Civil Support (VS)	45 18%
Show Cause (SC)	28 11%
Capias (CA)	10 4%
Criminal Misdemeanor (CM)	10 4%
Others	45 18%
Total	255 100%

Special Case Activities

Non-Case	NC	3.0	0
Emergency Protective Order	PE	1.0	7
Non-Case	NC	1.0	2

Commonwealth of Virginia
Caseload Statistics of the J&DR District Courts

Floyd

December 2016

	Filing Type	Hearings Per Case	Filings	Hearings	Concluded	Clearance Rate
Adult						
Capias	CA	0.0	1	1	0	0%
Criminal Felony	CF	2.0	0	1	1	0%
Criminal Misdemeanor	CM	2.7	2	19	16	800%
Show Cause	SC	2.4	6	20	11	183%
Civil Support	VS	1.3	10	15	3	30%
Adult Total			19	56	31	163.2%
Juvenile						
Abuse or Neglect	AN	4.0	0	9	5	0%
Child in Need of Services	CS	0.0	2	4	0	0%
Custody Visitation	CV	2.8	21	38	10	48%
Delinquency Felony	DF	6.0	1	4	1	100%
Delinquency Misdemeanor	DM	5.0	12	17	1	8%
Foster Care Review	FC	1.0	1	2	1	100%
Initial Foster Care Review	IF	0.0	0	1	0	0%
Remand Custody	RC	1.0	2	2	2	100%
Remand Visitation	RV	1.0	2	2	2	100%
Traffic	T	1.0	2	3	1	50%
Truancy/Runaway (Child in Need of Supervision)	TR	0.0	0	1	0	0%
Juvenile Total			43	83	23	53.5%
Totals			62	139	54	87.1%



	Total Filings with %
Custody Visitation (CV)	21 34%
Delinquency Misdemeanor (DM)	12 19%
Civil Support (VS)	10 16%
Show Cause (SC)	6 10%
Child in Need of Services (CS)	2 3%
Others	11 18%
Total	62 100%

Special Case Activities

Emergency Protective Order	PE	1.0	2
----------------------------	----	-----	---

Commonwealth of Virginia
Caseload Statistics of the J&DR District Courts

Floyd

November 2016

	Filing Type	Hearings Per Case	Filings	Hearings	Concluded	Clearance Rate
Adult						
Criminal Felony	CF	3.0	0	4	3	0%
Criminal Misdemeanor	CM	2.3	3	21	3	100%
Protective Order – Family Abuse	FP	2.0	3	9	4	133%
Show Cause	SC	2.0	2	8	1	50%
Civil Support	VS	2.2	4	10	6	150%
Adult Total			12	52	17	141.7%
Juvenile						
Abuse or Neglect	AN	4.5	4	20	2	50%
Child in Need of Services	CS	0.0	2	3	0	0%
Custody Visitation	CV	2.3	26	57	28	108%
Delinquency Felony	DF	0.0	1	9	0	0%
Delinquency Misdemeanor	DM	2.9	6	26	9	150%
Initial Foster Care Review	IF	1.0	1	1	1	100%
Show Cause	SC	2.0	0	1	1	0%
Status Offense	ST	0.0	1	1	0	0%
Traffic	T	1.8	3	8	5	167%
Truancy/Runaway (Child in Need of Supervision)	TR	0.0	0	1	0	0%
Juvenile Total			44	127	46	104.5%
Totals			56	179	63	112.5%



	Total Filings with %	
Custody Visitation (CV)	26	46%
Delinquency Misdemeanor (DM)	6	11%
Abuse or Neglect (AN)	4	7%
Civil Support (VS)	4	7%
Criminal Misdemeanor (CM)	3	5%
Others	13	23%
Total	56	100%

Special Case Activities

Emergency Protective Order	PE	1.0	4
----------------------------	----	-----	---

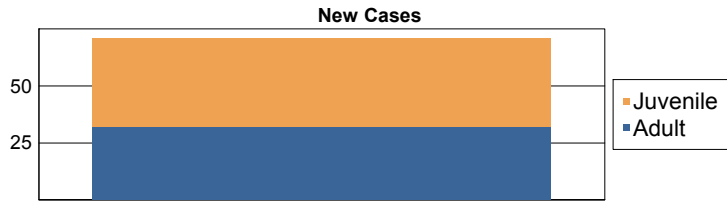
Commonwealth of Virginia
Caseload Statistics of the J&DR District Courts

Floyd

October 2016

	Filing Type	Hearings Per Case	Filings	Hearings	Concluded	Clearance Rate
Adult						
Criminal Felony	CF	4.0	1	3	2	200%
Criminal Misdemeanor	CM	2.5	8	18	2	25%
Protective Order – Family Abuse	FP	2.3	2	7	3	150%
Protective Order - Violation of Protective Order Conviction	PV	1.0	1	1	1	100%
Show Cause	SC	2.2	7	20	6	86%
Civil Support	VS	1.3	13	21	13	100%
Adult Total			32	70	27	84.4%
Juvenile						
Abuse or Neglect	AN	0.0	5	12	0	0%
Custody Visitation	CV	1.4	20	43	14	70%
Delinquency Felony	DF	7.0	2	4	1	50%
Delinquency Misdemeanor	DM	4.3	3	10	3	100%
Foster Care Review	FC	1.0	1	1	1	100%
Show Cause	SC	0.0	1	1	0	0%
Status Offense	ST	1.0	1	1	1	100%
Traffic	T	1.5	5	9	2	40%
Truancy/Runaway (Child in Need of Supervision)	TR	2.8	1	4	4	400%
Juvenile Total			39	85	26	66.7%

Totals			71	155	53	74.6%
---------------	--	--	-----------	------------	-----------	--------------



	Total Filings with %
Custody Visitation (CV)	20 28%
Civil Support (VS)	13 18%
Criminal Misdemeanor (CM)	8 11%
Show Cause (SC)	8 11%
Abuse or Neglect (AN)	5 7%
Others	17 24%
Total	71 100%

Special Case Activities

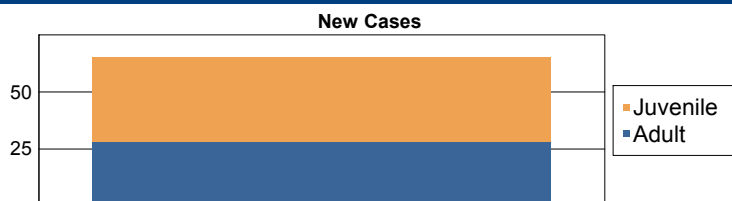
Emergency Protective Order	PE	1.0	4
Emergency Custody Order	EC	1.0	2
Temporary Detention Order	TD	1.0	2

Commonwealth of Virginia
Caseload Statistics of the J&DR District Courts

Floyd

September 2016

	Filing Type	Hearings Per Case	Filings	Hearings	Concluded	Clearance Rate
Adult						
Capias	CA	1.0	2	2	2	100%
Criminal Felony	CF	3.0	3	13	5	167%
Criminal Misdemeanor	CM	3.0	8	20	7	88%
Protective Order – Family Abuse	FP	2.0	2	4	2	100%
Show Cause	SC	3.0	9	13	2	22%
Civil Support	VS	2.0	4	6	3	75%
Adult Total			28	58	21	75.0%
Juvenile						
Abuse or Neglect	AN	4.0	2	5	1	50%
Custody Visitation	CV	2.1	29	74	27	93%
Delinquency Felony	DF	0.0	0	1	0	0%
Delinquency Misdemeanor	DM	2.4	0	11	7	0%
Foster Care Review	FC	1.0	1	1	1	100%
Initial Foster Care Review	IF	1.0	1	1	1	100%
Status Offense	ST	2.0	1	2	2	200%
Traffic	T	1.0	3	3	2	67%
Truancy/Runaway (Child in Need of Supervision)	TR	0.0	0	1	0	0%
Juvenile Total			37	99	41	110.8%
Totals			65	157	62	95.4%



	Total Filings with %	
Custody Visitation (CV)	29	45%
Show Cause (SC)	9	14%
Criminal Misdemeanor (CM)	8	12%
Civil Support (VS)	4	6%
Criminal Felony (CF)	3	5%
Others	12	18%
Total	65	100%

Special Case Activities

Emergency Protective Order	PE	1.0	6
Temporary Detention Order	TD	1.0	2

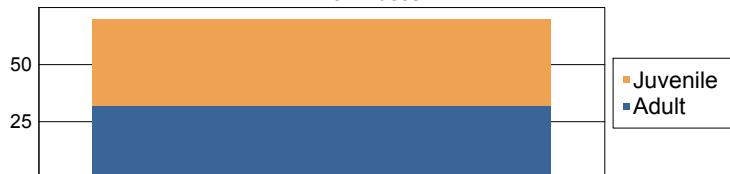
Commonwealth of Virginia
Caseload Statistics of the J&DR District Courts

Floyd

August 2016

	Filing Type	Hearings Per Case	Filings	Hearings	Concluded	Clearance Rate
Adult						
Protective Order - Non Family Abuse	AP	2.0	0	1	1	0%
Capias	CA	2.0	0	2	2	0%
Criminal Felony	CF	3.3	1	5	3	300%
Criminal Misdemeanor	CM	2.7	7	25	16	229%
Protective Order – Family Abuse	FP	4.0	1	2	1	100%
Show Cause	SC	2.9	5	26	19	380%
Civil Support	VS	1.5	18	24	16	89%
Adult Total			32	85	58	181.3%
Juvenile						
Abuse or Neglect	AN	6.0	0	3	2	0%
Child in Need of Services	CS	2.5	0	2	2	0%
Custody Visitation	CV	2.2	28	67	31	111%
Delinquency Felony	DF	0.0	0	5	0	0%
Delinquency Misdemeanor	DM	2.0	3	13	2	67%
Emancipation	EP	2.0	0	1	1	0%
Foster Care Review	FC	1.0	1	1	1	100%
Protective Order – Family Abuse	FP	2.0	1	2	1	100%
Initial Foster Care Review	IF	2.5	1	3	2	200%
Permanency Planning	PH	1.0	1	1	1	100%
Status Offense	ST	2.0	1	3	2	200%
Traffic	T	1.5	2	4	4	200%
Truancy/Runaway (Child in Need of Supervision)	TR	3.0	0	1	1	0%
Juvenile Total			38	106	50	131.6%
Totals			70	191	108	154.3%

New Cases



	Total Filings with %
Custody Visitation (CV)	28 40%
Civil Support (VS)	18 26%
Criminal Misdemeanor (CM)	7 10%
Show Cause (SC)	5 7%
Delinquency Misdemeanor (DM)	3 4%
Others	9 13%
Total	70 100%

Special Case Activities

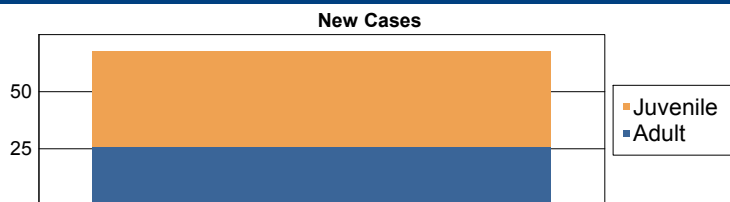
Emergency Protective Order	PE	1.0	3
Emergency Protective Order	PE	1.0	2

Commonwealth of Virginia
Caseload Statistics of the J&DR District Courts

Floyd

July 2016

	Filing Type	Hearings Per Case	Filings	Hearings	Concluded	Clearance Rate
Adult						
Protective Order - Non Family Abuse	AP	0.0	1	1	0	0%
Capias	CA	4.0	1	2	1	100%
Criminal Felony	CF	2.0	0	7	1	0%
Criminal Misdemeanor	CM	2.6	9	30	7	78%
Protective Order – Family Abuse	FP	2.0	3	8	1	33%
Show Cause	SC	4.3	8	18	4	50%
Civil Support	VS	2.0	4	5	2	50%
Adult Total			26	71	16	61.5%
Juvenile						
Abuse or Neglect	AN	0.0	1	4	0	0%
Child in Need of Services	CS	0.0	1	1	0	0%
Custody Visitation	CV	1.6	22	41	14	64%
Delinquency Felony	DF	0.0	1	2	0	0%
Delinquency Misdemeanor	DM	0.0	9	12	0	0%
Emancipation	EP	0.0	1	1	0	0%
Initial Foster Care Review	IF	0.0	0	1	0	0%
Traffic	T	1.5	7	10	6	86%
Truancy/Runaway (Child in Need of Supervision)	TR	3.0	0	2	1	0%
Juvenile Total			42	74	21	50.0%
Totals			68	145	37	54.4%



	Total Filings with %
Custody Visitation (CV)	22 32%
Criminal Misdemeanor (CM)	9 13%
Delinquency Misdemeanor (DM)	9 13%
Show Cause (SC)	8 12%
Traffic (T)	7 10%
Others	13 19%
Total	68 100%

Special Case Activities

Emergency Protective Order	PE	1.0	9
----------------------------	----	-----	---

Commonwealth of Virginia
Caseload Statistics of the J&DR District Courts

Floyd

June 2016

	Filing Type	Hearings Per Case	Filings	Hearings	Concluded	Clearance Rate
Adult						
Capias	CA	0.0	3	3	0	0%
Criminal Felony	CF	3.0	9	15	1	11%
Criminal Misdemeanor	CM	3.3	3	11	4	133%
Protective Order – Family Abuse	FP	2.3	2	6	4	200%
Show Cause	SC	2.4	3	9	5	167%
Civil Support	VS	4.2	2	6	5	250%
Adult Total			22	50	19	86.4%
Juvenile						
Abuse or Neglect	AN	3.0	0	1	1	0%
Custody Visitation	CV	2.7	26	41	11	42%
Delinquency Felony	DF	0.0	2	3	0	0%
Delinquency Misdemeanor	DM	2.0	7	12	5	71%
Foster Care Review	FC	1.0	1	1	1	100%
Initial Foster Care Review	IF	0.0	1	1	0	0%
Remand Custody	RC	1.0	1	1	1	100%
Remand Visitation	RV	1.0	1	1	1	100%
Status Offense	ST	0.0	1	1	0	0%
Traffic	T	2.0	7	11	4	57%
Truancy/Runaway (Child in Need of Supervision)	TR	3.0	1	3	1	100%
Juvenile Total			48	76	25	52.1%
Totals			70	126	44	62.9%



	Total Filings with %
Custody Visitation (CV)	26 37%
Criminal Felony (CF)	9 13%
Delinquency Misdemeanor (DM)	7 10%
Traffic (T)	7 10%
Capias (CA)	3 4%
Others	18 26%
Total	70 100%

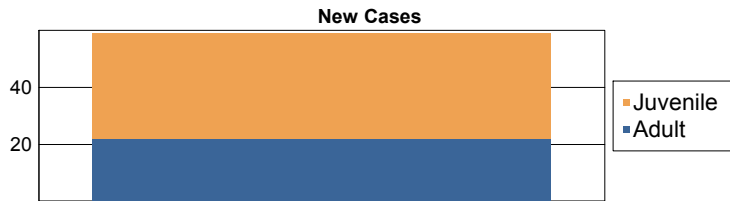
Special Case Activities

Emergency Protective Order	PE	1.0	2
----------------------------	----	-----	---

Commonwealth of Virginia
Caseload Statistics of the J&DR District Courts
 May 2016

Floyd

	Filing Type	Hearings Per Case	Filings	Hearings	Concluded	Clearance Rate
Adult						
Capias	CA	0.0	1	1	0	0%
Criminal Felony	CF	0.0	2	3	0	0%
Criminal Misdemeanor	CM	2.8	6	14	6	100%
Protective Order – Family Abuse	FP	3.0	2	5	1	50%
Other	OT	4.0	0	2	2	0%
Show Cause	SC	3.0	6	12	3	50%
Civil Support	VS	1.2	5	8	5	100%
Adult Total			22	45	17	77.3%
Juvenile						
Abuse or Neglect	AN	4.4	1	7	5	500%
Child in Need of Services	CS	2.0	0	2	1	0%
Custody Visitation	CV	1.7	27	53	26	96%
Delinquency Felony	DF	2.8	1	16	10	1,000%
Delinquency Misdemeanor	DM	3.8	2	24	12	600%
Initial Foster Care Review	IF	1.0	1	1	1	100%
Show Cause	SC	1.0	1	1	1	100%
Status Offense	ST	4.0	1	4	3	300%
Traffic	T	2.0	2	4	2	100%
Truancy/Runaway (Child in Need of Supervision)	TR	0.0	1	4	0	0%
Juvenile Total			37	116	61	164.9%
Totals			59	161	78	132.2%



	Total Filings with %
Custody Visitation (CV)	27 46%
Show Cause (SC)	7 12%
Criminal Misdemeanor (CM)	6 10%
Civil Support (VS)	5 8%
Criminal Felony (CF)	2 3%
Others	12 20%
Total	59 100%

Special Case Activities

Emergency Protective Order	PE	1.0	4
----------------------------	----	-----	---

Commonwealth of Virginia
Caseload Statistics of the J&DR District Courts

Floyd

April 2016

	Filing Type	Hearings Per Case	Filings	Hearings	Concluded	Clearance Rate
Adult						
Criminal Misdemeanor	CM	2.0	12	16	3	25%
Protective Order – Familv Abuse	FP	2.0	4	9	1	25%
Show Cause	SC	2.0	5	22	8	160%
Civil Support	VS	2.2	6	20	13	217%
Adult Total			27	67	25	92.6%
Juvenile						
Abuse or Neglect	AN	0.0	1	3	0	0%
Child in Need of Services	CS	0.0	1	1	0	0%
Custody Visitation	CV	1.9	19	43	22	116%
Delinquency Felony	DF	3.2	9	22	9	100%
Delinquency Misdemeanor	DM	3.9	9	24	8	89%
Status Offense	ST	1.0	3	3	3	100%
Traffic	T	2.0	4	6	2	50%
Truancy/Runaway (Child in Need of Supervision)	TR	0.0	2	4	0	0%
Juvenile Total			48	106	44	91.7%
Totals			75	173	69	92.0%



	Total Filings with %
Custody Visitation (CV)	19 25%
Criminal Misdemeanor (CM)	12 16%
Delinquency Felony (DF)	9 12%
Delinquency Misdemeanor (DM)	9 12%
Civil Support (VS)	6 8%
Others	20 27%
Total	75 100%

Special Case Activities

Emergency Protective Order	PE	1.0	7
Temporary Detention Order	TD	1.0	2

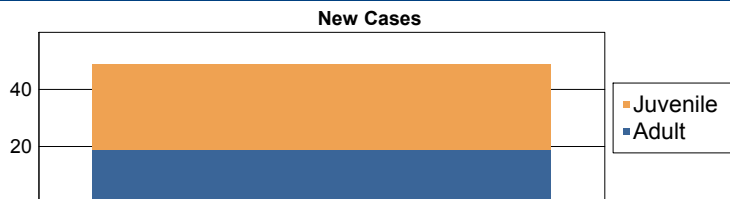
Commonwealth of Virginia
Caseload Statistics of the J&DR District Courts

Floyd

March 2016

	Filing Type	Hearings Per Case	Filings	Hearings	Concluded	Clearance Rate
Adult						
Capias	CA	3.0	0	1	1	0%
Criminal Felony	CF	0.0	1	1	0	0%
Criminal Misdemeanor	CM	2.3	6	16	6	100%
Protective Order – Family Abuse	FP	2.5	1	3	2	200%
Other	OT	2.0	0	1	1	0%
Show Cause	SC	1.9	7	13	7	100%
Civil Support	VS	1.0	4	5	2	50%
Adult Total			19	40	19	100.0%
Juvenile						
Abuse or Neglect	AN	0.0	1	4	0	0%
Capias	CA	3.0	0	2	1	0%
Custody Visitation	CV	1.9	6	26	22	367%
Delinquency Felony	DF	5.0	4	10	2	50%
Delinquency Misdemeanor	DM	4.5	7	34	10	143%
Foster Care Review	FC	1.0	2	2	2	100%
Permanency Planning	PH	1.0	1	1	1	100%
Status Offense	ST	3.0	0	2	1	0%
Traffic	T	1.0	6	5	2	33%
Truancy/Runaway (Child in Need of Supervision)	TR	4.0	3	5	1	33%
Juvenile Total			30	91	42	140.0%

Totals			49	131	61	124.5%
---------------	--	--	-----------	------------	-----------	---------------



	Total Filings with %	
Delinquency Misdemeanor (DM)	7	14%
Show Cause (SC)	7	14%
Criminal Misdemeanor (CM)	6	12%
Custody Visitation (CV)	6	12%
Traffic (T)	6	12%
Others	17	35%
Total	49	100%

Special Case Activities

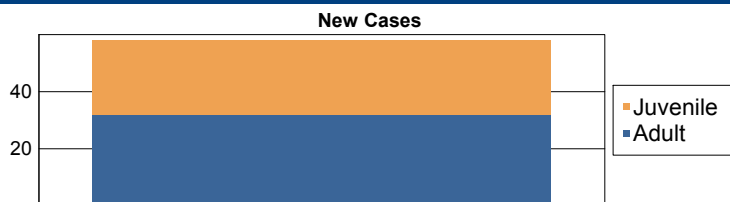
Emergency Protective Order	PE	1.0	2
Emergency Custody Order	EC	1.0	2
Temporary Detention Order	TD	1.0	8

**Commonwealth of Virginia
Caseload Statistics of the J&DR District Courts**

Floyd

February 2016

	Filing Type	Hearings Per Case	Filings	Hearings	Concluded	Clearance Rate
Adult						
Capias	CA	1.5	2	3	2	100%
Criminal Felony	CF	1.5	3	5	4	133%
Criminal Misdemeanor	CM	2.8	6	19	8	133%
Protective Order – Family Abuse	FP	3.0	1	2	1	100%
Other	OT	0.0	0	2	0	0%
Show Cause	SC	2.0	12	25	9	75%
Civil Support	VS	1.9	8	16	7	88%
Adult Total			32	72	31	96.9%
Juvenile						
Abuse or Neglect	AN	0.0	0	5	0	0%
Child in Need of Services	CS	0.0	1	1	0	0%
Custody Visitation	CV	2.4	9	30	16	178%
Delinquency Felony	DF	3.0	4	5	1	25%
Delinquency Misdemeanor	DM	1.5	9	17	2	22%
Foster Care Review	FC	1.0	1	1	1	100%
Status Offense	ST	0.0	1	1	0	0%
Traffic	T	2.3	1	4	3	300%
Truancy/Runaway (Child in Need of Supervision)	TR	0.0	0	1	0	0%
Juvenile Total			26	65	23	88.5%
Totals			58	137	54	93.1%



	Total Filings with %
Show Cause (SC)	12 21%
Custody Visitation (CV)	9 16%
Delinquency Misdemeanor (DM)	9 16%
Civil Support (VS)	8 14%
Criminal Misdemeanor (CM)	6 10%
Others	14 24%
Total	58 100%

Special Case Activities

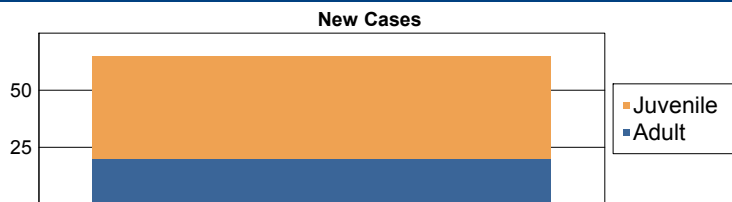
Emergency Protective Order	PE	1.0	3
----------------------------	----	-----	---

Commonwealth of Virginia
Caseload Statistics of the J&DR District Courts

Floyd

January 2016

	Filing Type	Hearings Per Case	Filings	Hearings	Concluded	Clearance Rate
Adult						
Capias	CA	0.0	1	2	0	0%
Criminal Felony	CF	1.8	1	4	4	400%
Criminal Misdemeanor	CM	2.0	4	12	4	100%
Protective Order – Family Abuse	FP	1.0	2	3	2	100%
Other	OT	0.0	1	1	0	0%
Show Cause	SC	2.0	5	10	3	60%
Civil Support	VS	1.7	6	11	3	50%
Adult Total			20	43	16	80.0%
Juvenile						
Abuse or Neglect	AN	0.0	2	7	0	0%
Protective Order – Non Family Abuse	AP	2.0	1	2	1	100%
Custody Visitation	CV	1.9	24	47	13	54%
Delinquency Felony	DF	0.0	3	3	0	0%
Delinquency Misdemeanor	DM	2.3	9	24	10	111%
Status Offense	ST	1.0	1	3	1	100%
Traffic	T	1.7	5	9	6	120%
Juvenile Total			45	95	31	68.9%
Totals			65	138	47	72.3%



	Total Filings	%
Custody Visitation (CV)	24	37%
Delinquency Misdemeanor (DM)	9	14%
Civil Support (VS)	6	9%
Show Cause (SC)	5	8%
Traffic (T)	5	8%
Others	16	25%
Total	65	100%

Special Case Activities

Emergency Protective Order	PE	1.0	2
Emergency Protective Order	PE	1.0	2

**Commonwealth of Virginia
Caseload Statistics of the J&DR District Courts**

Fluvanna

December 2016

	Filing Type	Hearings Per Case	Filings	Hearings	Concluded	Clearance Rate
Adult						
Capias	CA	1.3	5	7	4	80%
Criminal Felony	CF	3.0	4	9	3	75%
Criminal Misdemeanor	CM	2.6	11	21	9	82%
Protective Order – Family Abuse	FP	3.0	1	4	2	200%
Motion - Modifv Protective Order	MP	1.0	2	2	2	100%
Remand Support	RS	1.0	2	2	2	100%
Show Cause	SC	2.1	7	24	11	157%
Civil Support	VS	2.5	19	37	15	79%
Adult Total			51	106	48	94.1%
Juvenile						
Abuse or Neglect	AN	0.0	2	5	0	0%
Protective Order – Non Family Abuse	AP	2.0	1	4	3	300%
Capias	CA	2.0	0	1	1	0%
Child in Need of Services	CS	0.0	1	4	0	0%
Custody Visitation	CV	3.2	38	143	47	124%
Delinquency Felony	DF	0.0	3	7	0	0%
Delinquency Misdemeanor	DM	8.7	1	9	3	300%
Juvenile Support	JS	0.0	0	1	0	0%
Motion - Modifv Protective Order	MP	1.0	1	1	1	100%
Remand Custody	RC	1.0	1	1	1	100%
Remand Visitation	RV	1.0	1	1	1	100%
Show Cause	SC	2.5	1	8	2	200%
Traffic	T	1.2	5	3	6	120%
Termination of Parental Rights	TP	3.0	0	1	1	0%
Truancy/Runaway (Child in Need of Supervision)	TR	0.0	0	2	0	0%
Juvenile Total			55	191	66	120.0%

Totals			106	297	114	107.5%
---------------	--	--	------------	------------	------------	---------------



	Total Filings with %
Custody Visitation (CV)	38 36%
Civil Support (VS)	19 18%
Criminal Misdemeanor (CM)	11 10%
Show Cause (SC)	8 8%
Capias (CA)	5 5%
Others	25 24%
Total	106 100%

Special Case Activities

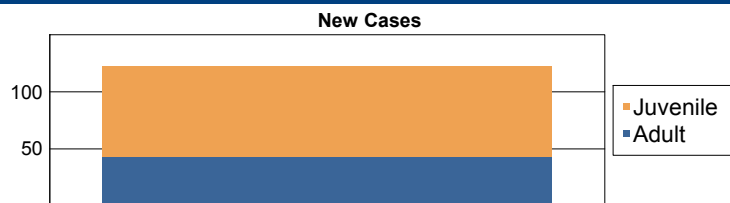
Non-Case	NC	0.0	2
Emergency Protective Order	PE	1.0	7
Non-Case	NC	2.0	0
Emergency Protective Order	PE	1.0	6
Temporary Detention Order	TD	1.0	2

**Commonwealth of Virginia
Caseload Statistics of the J&DR District Courts**

Fluvanna

November 2016

	Filing Type	Hearings Per Case	Filings	Hearings	Concluded	Clearance Rate
Adult						
Protective Order - Non Family Abuse	AP	2.0	1	2	1	100%
Capias	CA	3.9	3	13	10	333%
Criminal Felony	CF	1.7	4	7	3	75%
Criminal Misdemeanor	CM	3.0	8	20	7	88%
Protective Order – Family Abuse	FP	2.5	3	8	4	133%
Motion - Modify Protective Order	MP	3.0	1	4	2	200%
Show Cause	SC	5.4	14	36	19	136%
Civil Support	VS	2.5	9	30	11	122%
Adult Total			43	120	57	132.6%
Juvenile						
Protective Order – Non Family Abuse	AP	0.0	2	2	0	0%
Capias	CA	0.0	1	1	0	0%
Child in Need of Services	CS	0.0	0	2	0	0%
Custody Visitation	CV	3.5	60	174	43	72%
Delinquency Felony	DF	2.0	1	5	1	100%
Delinquency Misdemeanor	DM	1.6	4	14	5	125%
Initial Foster Care Review	IF	0.0	1	1	0	0%
Permanency Planning	PH	1.7	1	3	3	300%
Paternity	PT	3.0	0	3	1	0%
Show Cause	SC	2.0	2	5	1	50%
Status Offense	ST	3.5	0	2	2	0%
Traffic	T	1.5	6	11	6	100%
Termination of Parental Rights	TP	2.0	0	4	3	0%
Truancy/Runaway (Child in Need of Supervision)	TR	0.0	0	2	0	0%
	VA	0.0	1	1	0	0%
Juvenile Total			79	230	65	82.3%
Totals			122	350	122	100.0%



	Total Filings with %
Custody Visitation (CV)	60 49%
Show Cause (SC)	16 13%
Civil Support (VS)	9 7%
Criminal Misdemeanor (CM)	8 7%
Traffic (T)	6 5%
Others	23 19%
Total	122 100%

Special Case Activities

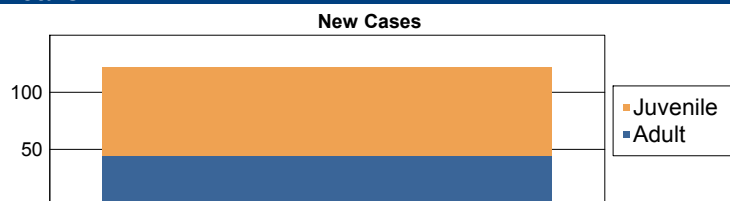
Emergency Protective Order	PE	1.0	8
Emergency Custody Order	EC	1.0	2
Emergency Protective Order	PE	1.0	2

Commonwealth of Virginia
Caseload Statistics of the J&DR District Courts

Fluvanna

October 2016

	Filing Type	Hearings Per Case	Filings	Hearings	Concluded	Clearance Rate
Adult						
Protective Order - Non Familv Abuse	AP	3.0	0	1	1	0%
Capias	CA	2.5	3	14	4	133%
Criminal Felonv	CF	2.2	4	14	9	225%
Criminal Misdemeanor	CM	2.0	11	31	17	155%
Protective Order – Familv Abuse	FP	2.2	5	11	6	120%
Motion - Modifv Protective Order	MP	3.0	1	4	1	100%
Protective Order - Violation of Protective Order Conviction	PV	1.0	1	1	1	100%
Remand Support	RS	1.0	6	6	6	100%
Show Cause	SC	4.8	7	27	10	143%
Civil Support	VS	2.8	6	21	6	100%
Adult Total			44	130	61	138.6%
Juvenile						
Protective Order – Non Familv Abuse	AP	2.0	1	2	1	100%
Child in Need of Services	CS	2.5	2	6	2	100%
Custody Visitation	CV	2.9	28	119	20	71%
Delinquency Felonv	DF	0.0	3	9	0	0%
Delinquency Misdemeanor	DM	3.0	4	14	4	100%
Foster Care Review	FC	1.0	1	1	1	100%
Initial Foster Care Review	IF	1.0	1	1	1	100%
Permanency Planning	PH	1.0	4	4	2	50%
Paternity	PT	0.0	2	4	0	0%
Remand Custody	RC	1.0	7	7	7	100%
Remand Visitation	RV	1.0	7	7	7	100%
Show Cause	SC	0.0	3	5	0	0%
Traffic	T	1.0	6	7	3	50%
Termination of Parental Rights	TP	1.0	8	8	4	50%
Truancy/Runaway (Child in Need of Supervision)	TR	0.0	1	1	0	0%
Juvenile Total			78	195	52	66.7%
Totals			122	325	113	92.6%



	Total Filings with %
Custody Visitation (CV)	28 23%
Criminal Misdemeanor (CM)	11 9%
Show Cause (SC)	10 8%
Termination of Parental Rights (TP)	8 7%
Remand Custody (RC)	7 6%
Others	58 48%
Total	122 100%

Special Case Activities

Non-Case	NC	1.0	1
Emergency Protective Order	PE	1.0	10
Emergency Custody Order	EC	1.0	2
Non-Case	NC	0.0	1
Temporary Detention Order	TD	1.0	2


Commonwealth of Virginia
Caseload Statistics of the J&DR District Courts

Fluvanna

September 2016

	Filing Type	Hearings Per Case	Filings	Hearings	Concluded	Clearance Rate
Adult						
Protective Order - Non Family Abuse	AP	0.0	0	1	0	0%
Capias	CA	1.8	1	6	4	400%
Criminal Felony	CF	2.0	3	7	3	100%
Criminal Misdemeanor	CM	3.3	11	22	8	73%
Protective Order – Family Abuse	FP	2.0	3	6	2	67%
Motion - Modify Protective Order	MP	0.0	1	1	0	0%
Show Cause	SC	2.8	14	40	19	136%
Civil Support	VS	1.6	9	19	8	89%
Adult Total			42	102	44	104.8%
Juvenile						
Child in Need of Services	CS	0.0	3	5	0	0%
Custody Visitation	CV	2.5	18	85	26	144%
Delinquency Felony	DF	6.0	2	10	1	50%
Delinquency Misdemeanor	DM	6.0	6	13	1	17%
Juvenile Support	JS	0.0	0	1	0	0%
Permanency Planning	PH	1.0	1	1	1	100%
Remand Custody	RC	1.0	1	1	1	100%
Remand Visitation	RV	1.0	1	1	1	100%
Show Cause	SC	2.0	2	3	1	50%
Status Offense	ST	0.0	0	2	0	0%
Traffic	T	0.0	1	2	0	0%
Truancy/Runaway (Child in Need of Supervision)	TR	1.0	2	3	1	50%
Juvenile Total			37	127	33	89.2%
Totals			79	229	77	97.5%

New Cases



	Total Filings with %
Custody Visitation (CV)	18 23%
Show Cause (SC)	16 20%
Criminal Misdemeanor (CM)	11 14%
Civil Support (VS)	9 11%
Delinquency Misdemeanor (DM)	6 8%
Others	19 24%
Total	79 100%

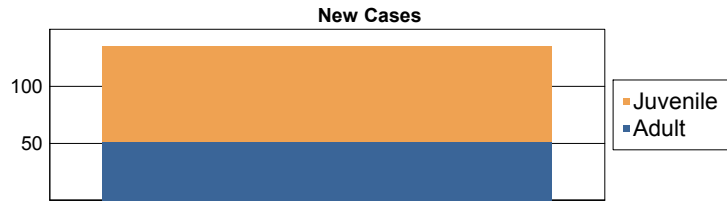
Special Case Activities

Non-Case	NC	0.0	1
Emergency Protective Order	PE	1.0	8
Emergency Custody Order	EC	1.0	2
Temporary Detention Order	TD	1.0	2

Commonwealth of Virginia
Caseload Statistics of the J&DR District Courts
August 2016

Fluvanna

	Filing Type	Hearings Per Case	Filings	Hearings	Concluded	Clearance Rate
Adult						
Protective Order - Non Family Abuse	AP	1.5	2	3	2	100%
Capias	CA	2.0	7	10	4	57%
Criminal Felony	CF	3.0	3	12	4	133%
Criminal Misdemeanor	CM	2.6	6	20	10	167%
Protective Order – Family Abuse	FP	2.3	3	7	3	100%
Motion - Modify Protective Order	MP	1.0	3	3	3	100%
Other	OT	1.0	1	1	1	100%
Show Cause	SC	2.3	10	38	17	170%
Civil Support	VS	1.8	16	31	9	56%
Adult Total			51	125	53	103.9%
Juvenile						
Protective Order – Non Family Abuse	AP	2.0	1	2	1	100%
Relief of Custody	CR	3.0	0	1	1	0%
Child in Need of Services	CS	4.0	2	5	3	150%
Custody Visitation	CV	4.2	58	159	34	59%
Delinquency Felony	DF	6.0	3	10	1	33%
Delinquency Misdemeanor	DM	5.2	4	19	5	125%
Juvenile Support	JS	0.0	0	2	0	0%
Permanency Planning	PH	1.0	2	2	2	100%
Paternity	PT	2.0	1	3	1	100%
Show Cause	SC	5.0	0	3	1	0%
Traffic	T	1.2	9	9	5	56%
Termination of Parental Rights	TP	1.0	4	4	4	100%
Juvenile Total			84	219	58	69.0%
Totals			135	344	111	82.2%



	Total Filings with %
Custody Visitation (CV)	58 43%
Civil Support (VS)	16 12%
Show Cause (SC)	10 7%
Traffic (T)	9 7%
Capias (CA)	7 5%
Others	35 26%
Total	135 100%

Special Case Activities

Non-Case	NC	1.0	4
Emergency Protective Order	PE	1.0	8
Emergency Protective Order	PE	1.0	2


Commonwealth of Virginia
Caseload Statistics of the J&DR District Courts

Fluvanna

July 2016

	Filing Type	Hearings Per Case	Filings	Hearings	Concluded	Clearance Rate
Adult						
Protective Order - Non Familv Abuse	AP	0.0	1	1	0	0%
Capias	CA	3.3	2	7	3	150%
Criminal Felonv	CF	1.3	9	10	3	33%
Criminal Misdemeanor	CM	3.4	9	24	12	133%
Protective Order – Familv Abuse	FP	3.5	1	4	2	200%
Protective Order – Stalking/Acts of Violence	PC	1.0	1	1	1	100%
Remand Support	RS	1.0	6	6	6	100%
Show Cause	SC	5.6	15	38	8	53%
Civil Support	VS	2.5	10	20	10	100%
Adult Total			54	111	45	83.3%
Juvenile						
Capias	CA	4.0	0	2	1	0%
Relief of Custodv	CR	0.0	1	2	0	0%
Custodv Visitation	CV	4.5	18	77	23	128%
Delinquency Felonv	DF	2.0	1	5	1	100%
Delinquency Misdemeanor	DM	4.7	3	23	9	300%
Initial Foster Care Review	IF	1.0	1	1	1	100%
Remand Custodv	RC	1.0	5	5	5	100%
Remand Visitation	RV	1.0	5	5	5	100%
Show Cause	SC	10.0	0	3	1	0%
Status Offense	ST	0.0	0	1	0	0%
Traffic	T	1.0	2	2	1	50%
Juvenile Total			36	126	47	130.6%
Totals			90	237	92	102.2%

New Cases



	Total Filings with %
Custody Visitation (CV)	18 20%
Show Cause (SC)	15 17%
Civil Support (VS)	10 11%
Criminal Felony (CF)	9 10%
Criminal Misdemeanor (CM)	9 10%
Others	29 32%
Total	90 100%

Special Case Activities

Non-Case	NC	1.0	1
Emergency Protective Order	PE	1.0	7

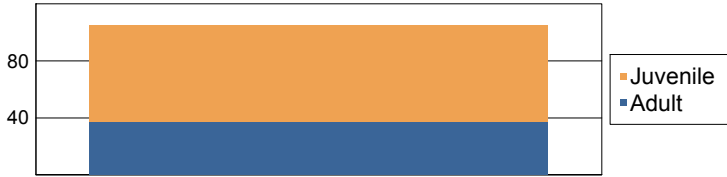
Commonwealth of Virginia
Caseload Statistics of the J&DR District Courts

Fluvanna

June 2016

	Filing Type	Hearings Per Case	Filings	Hearings	Concluded	Clearance Rate
Adult						
Capias	CA	3.0	1	4	3	300%
Criminal Felony	CF	2.8	0	5	5	0%
Criminal Misdemeanor	CM	4.4	6	17	5	83%
Protective Order – Family Abuse	FP	3.0	0	3	2	0%
Motion - Modifv Protective Order	MP	2.0	1	3	2	200%
Remand Support	RS	1.0	3	3	3	100%
Show Cause	SC	4.2	13	38	11	85%
Civil Support	VS	2.5	13	25	11	85%
Adult Total			37	98	42	113.5%
Juvenile						
Child in Need of Services	CS	5.0	0	1	1	0%
Custody Visitation	CV	3.3	53	149	54	102%
Delinquency Felony	DF	6.0	0	3	1	0%
Delinquency Misdemeanor	DM	4.0	7	21	5	71%
Permanency Planning	PH	1.0	1	1	1	100%
Paternity	PT	0.0	1	1	0	0%
Remand Custody	RC	1.0	1	1	1	100%
Remand Visitation	RV	1.0	1	1	1	100%
Show Cause	SC	0.0	1	3	0	0%
Status Offense	ST	0.0	1	1	0	0%
Traffic	T	0.0	2	2	0	0%
Juvenile Total			68	184	64	94.1%
Totals			105	282	106	101.0%

New Cases



	Total Filings	%
Custody Visitation (CV)	53	50%
Show Cause (SC)	14	13%
Civil Support (VS)	13	12%
Delinquency Misdemeanor (DM)	7	7%
Criminal Misdemeanor (CM)	6	6%
Others	12	11%
Total	105	100%

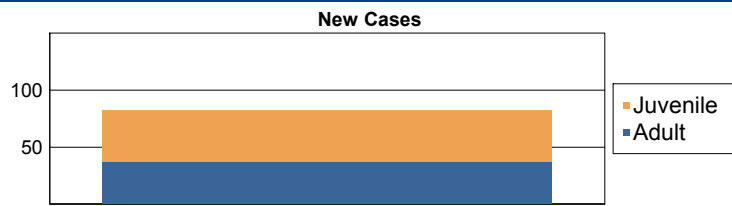
Special Case Activities

Emergency Protective Order	PE	1.0	7
----------------------------	----	-----	---

Commonwealth of Virginia
Caseload Statistics of the J&DR District Courts
 May 2016

Fluvanna

	Filing Type	Hearings Per Case	Filings	Hearings	Concluded	Clearance Rate
Adult						
Capias	CA	3.0	3	7	3	100%
Criminal Felonv	CF	0.0	3	3	0	0%
Criminal Misdemeanor	CM	3.0	9	23	6	67%
Protective Order – Family Abuse	FP	2.5	5	15	4	80%
Motion - Modifv Protective Order	MP	1.0	1	1	1	100%
Show Cause	SC	5.7	7	37	10	143%
Restricted License - Support	SL	1.0	1	1	1	100%
Civil Support	VS	1.7	8	20	7	88%
Adult Total			37	107	32	86.5%
Juvenile						
Abuse or Neglect	AN	5.0	0	3	3	0%
Child in Need of Services	CS	0.0	0	2	0	0%
Custody Visitation	CV	4.8	35	136	38	109%
Delinquency Felonv	DF	3.7	1	5	3	300%
Delinquency Misdemeanor	DM	4.0	4	41	27	675%
Foster Care Review	FC	1.0	2	2	2	100%
Permanency Planning	PH	1.0	2	2	2	100%
Show Cause	SC	5.0	0	3	1	0%
Status Offense	ST	0.0	1	2	0	0%
Traffic	T	2.0	0	0	1	0%
Juvenile Total			45	196	77	171.1%
Totals			82	303	109	132.9%



	Total Filings with %
Custody Visitation (CV)	35 43%
Criminal Misdemeanor (CM)	9 11%
Civil Support (VS)	8 10%
Show Cause (SC)	7 9%
Protective Order – Family Abuse (FP)	5 6%
Others	18 22%
Total	82 100%

Special Case Activities

Emergency Protective Order	PE	1.0	13
Non-Case	NC	3.0	1
Emergency Protective Order	PE	1.0	2

Commonwealth of Virginia
Caseload Statistics of the J&DR District Courts

Fluvanna

April 2016

	Filing Type	Hearings Per Case	Filings	Hearings	Concluded	Clearance Rate
Adult						
Protective Order - Non Family Abuse	AP	2.0	1	2	1	100%
Capias	CA	4.0	2	7	2	100%
Criminal Felony	CF	3.5	3	11	2	67%
Criminal Misdemeanor	CM	3.3	5	14	4	80%
Protective Order – Family Abuse	FP	0.0	4	4	0	0%
Motion - Modify Protective Order	MP	1.0	1	1	1	100%
Other	OT	1.0	1	1	1	100%
Protective Order - Violation of Protective Order Conviction	PV	1.0	1	1	1	100%
Remand Support	RS	1.0	14	14	14	100%
Show Cause	SC	2.7	11	34	7	64%
Civil Support	VS	2.2	5	17	9	180%
Adult Total			48	106	42	87.5%

Juvenile						
Abuse or Neglect	AN	3.5	0	2	2	0%
Child in Need of Services	CS	3.0	1	3	1	100%
Custody Visitation	CV	3.6	52	133	36	69%
Delinquency Felony	DF	3.0	0	10	8	0%
Delinquency Misdemeanor	DM	3.0	3	91	71	2,367%
Juvenile Support	JS	0.0	1	1	0	0%
Permanency Planning	PH	1.0	2	2	2	100%
Remand Custody	RC	1.0	14	14	13	93%
Remand Visitation	RV	1.0	13	13	13	100%
Show Cause	SC	0.0	1	1	0	0%
Status Offense	ST	0.0	0	1	0	0%
Traffic	T	2.0	2	5	4	200%
Juvenile Total			89	276	150	168.5%

Totals			137	382	192	140.1%
---------------	--	--	------------	------------	------------	---------------



	Total Filings with %
Custody Visitation (CV)	52 38%
Remand Custody (RC)	14 10%
Remand Support (RS)	14 10%
Remand Visitation (RV)	13 9%
Show Cause (SC)	12 9%
Others	32 23%
Total	137 100%

Special Case Activities

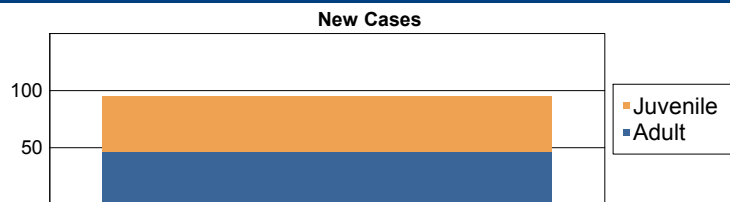
Emergency Protective Order	PE	1.0	4
Emergency Custody Order	EC	1.0	2
Non-Case	NC	1.0	1
Temporary Detention Order	TD	1.0	2

Commonwealth of Virginia
Caseload Statistics of the J&DR District Courts

Fluvanna

March 2016

	Filing Type	Hearings Per Case	Filings	Hearings	Concluded	Clearance Rate
Adult						
Capias	CA	3.3	3	9	3	100%
Criminal Felonv	CF	0.0	3	3	0	0%
Criminal Misdemeanor	CM	2.0	4	18	4	100%
Protective Order – Family Abuse	FP	4.0	1	3	1	100%
Motion - Modifv Protective Order	MP	1.0	5	5	5	100%
Remand Support	RS	1.0	2	2	2	100%
Show Cause	SC	4.4	13	38	10	77%
Civil Support	VS	1.6	15	27	14	93%
Adult Total			46	105	39	84.8%
Juvenile						
Abuse or Neglect	AN	0.0	0	1	0	0%
Child in Need of Services	CS	2.0	0	4	1	0%
Custody Visitation	CV	3.9	34	155	37	109%
Delinquency Felonv	DF	5.0	0	1	1	0%
Delinquency Misdemeanor	DM	4.0	3	8	3	100%
Foster Care Review	FC	1.0	2	2	2	100%
Motion - Modifv Protective Order	MP	1.0	1	1	1	100%
Remand Custody	RC	1.0	3	3	3	100%
Remand Visitation	RV	1.0	3	3	3	100%
Show Cause	SC	0.0	0	1	0	0%
Status Offense	ST	0.0	1	1	0	0%
Traffic	T	2.3	2	7	4	200%
Juvenile Total			49	187	55	112.2%
Totals			95	292	94	98.9%



	Total Filings with %
Custody Visitation (CV)	34 36%
Civil Support (VS)	15 16%
Show Cause (SC)	13 14%
Motion - Modify Protective Order (MP)	6 6%
Criminal Misdemeanor (CM)	4 4%
Others	23 24%
Total	95 100%

Special Case Activities

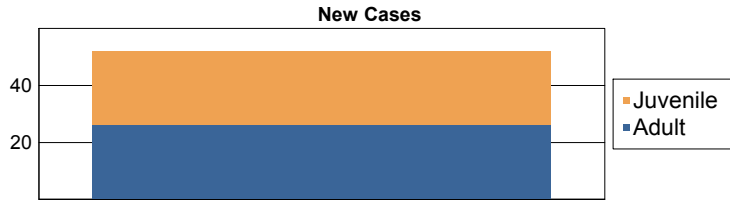
Emergency Protective Order	PE	1.0	5
Temporary Detention Order	TD	2.0	0

Commonwealth of Virginia
Caseload Statistics of the J&DR District Courts

Fluvanna

February 2016

	Filing Type	Hearings Per Case	Filings	Hearings	Concluded	Clearance Rate
Adult						
Capias	CA	3.5	1	10	2	200%
Criminal Felony	CF	2.7	5	15	6	120%
Criminal Misdemeanor	CM	2.9	4	20	7	175%
Protective Order – Family Abuse	FP	2.7	2	5	3	150%
Show Cause	SC	3.2	4	34	9	225%
Civil Support	VS	2.0	10	25	11	110%
Adult Total			26	109	38	146.2%
Juvenile						
Abuse or Neglect	AN	3.0	2	6	2	100%
Child in Need of Services	CS	0.0	3	3	0	0%
Custody Visitation	CV	5.0	15	120	41	273%
Delinquency Felony	DF	0.0	0	3	0	0%
Delinquency Misdemeanor	DM	0.0	2	7	0	0%
Initial Foster Care Review	IF	1.0	2	2	2	100%
Traffic	T	1.5	2	2	2	100%
Juvenile Total			26	143	47	180.8%
Totals			52	252	85	163.5%



	Total Filings with %	
Custody Visitation (CV)	15	29%
Civil Support (VS)	10	19%
Criminal Felony (CF)	5	10%
Criminal Misdemeanor (CM)	4	8%
Show Cause (SC)	4	8%
Others	14	27%
Total	52	100%

Special Case Activities

Emergency Protective Order	PE	1.0	5
Non-Case	NC	1.0	1

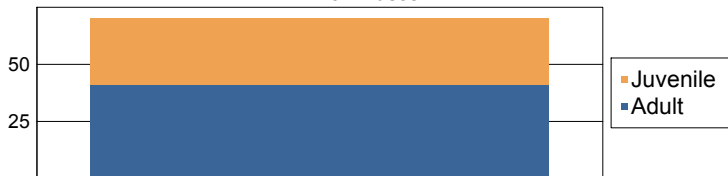
Commonwealth of Virginia
Caseload Statistics of the J&DR District Courts

Fluvanna

January 2016

	Filing Type	Hearings Per Case	Filings	Hearings	Concluded	Clearance Rate
Adult						
Capias	CA	2.0	1	7	2	200%
Criminal Felonv	CF	2.0	1	3	2	200%
Criminal Misdemeanor	CM	2.4	8	20	8	100%
Protective Order – Family Abuse	FP	3.0	1	6	3	300%
Motion - Modifv Protective Order	MP	1.0	1	1	1	100%
Remand Support	RS	1.0	8	8	8	100%
Show Cause	SC	1.4	12	32	14	117%
Civil Support	VS	2.0	9	17	9	100%
Adult Total			41	94	47	114.6%
Juvenile						
Abuse or Neglect	AN	0.0	0	3	0	0%
Capias	CA	0.0	0	1	0	0%
Child in Need of Services	CS	0.0	0	1	0	0%
Custody Visitation	CV	5.2	11	121	11	100%
Delinquency Felonv	DF	4.0	0	1	1	0%
Delinquency Misdemeanor	DM	3.3	1	9	3	300%
Foster Care Review	FC	1.0	1	1	1	100%
Motion - Modifv Protective Order	MP	1.0	2	2	2	100%
Remand Custody	RC	1.0	5	5	5	100%
Remand Visitation	RV	1.0	5	5	5	100%
Show Cause	SC	0.0	0	1	0	0%
Status Offense	ST	4.0	0	1	1	0%
Traffic	T	1.0	4	3	3	75%
Juvenile Total			29	154	32	110.3%
Totals			70	248	79	112.9%

New Cases



	Total Filings with %
Show Cause (SC)	12 17%
Custody Visitation (CV)	11 16%
Civil Support (VS)	9 13%
Criminal Misdemeanor (CM)	8 11%
Remand Support (RS)	8 11%
Others	22 31%
Total	70 100%

Special Case Activities

Emergency Protective Order	PE	1.0	5
----------------------------	----	-----	---

**Commonwealth of Virginia
Caseload Statistics of the J&DR District Courts**

Franklin City

December 2016

	Filing Type	Hearings Per Case	Filings	Hearings	Concluded	Clearance Rate
Adult						
Protective Order - Non Familv Abuse	AP	2.0	0	1	1	0%
Capias	CA	0.0	1	3	0	0%
Criminal Felony	CF	0.0	2	4	0	0%
Criminal Misdemeanor	CM	4.1	6	15	8	133%
Protective Order – Familv Abuse	FP	2.3	2	5	3	150%
Show Cause	SC	5.4	8	23	5	63%
Civil Support	VS	1.9	8	16	8	100%
Adult Total			27	67	25	92.6%
Juvenile						
Protective Order – Non Familv Abuse	AP	2.0	2	4	2	100%
Relief of Custody	CR	0.0	1	1	0	0%
Custody Visitation	CV	2.0	11	27	10	91%
Delinquency Misdemeanor	DM	4.0	0	1	1	0%
Paternity	PT	0.0	1	1	0	0%
Traffic	T	1.0	2	3	1	50%
Juvenile Total			17	37	14	82.4%
Totals			44	104	39	88.6%



	Total Filings with %	
Custody Visitation (CV)	11	25%
Civil Support (VS)	8	18%
Show Cause (SC)	8	18%
Criminal Misdemeanor (CM)	6	14%
Criminal Felony (CF)	2	5%
Others	9	20%
Total	44	100%

Special Case Activities

Emergency Protective Order	PE	1.0	5
----------------------------	----	-----	---

Commonwealth of Virginia
Caseload Statistics of the J&DR District Courts

Franklin City

November 2016

	Filing Type	Hearings Per Case	Filings	Hearings	Concluded	Clearance Rate
Adult						
Protective Order - Non Family Abuse	AP	2.0	1	2	1	100%
Capias	CA	0.0	0	4	0	0%
Criminal Felony	CF	4.0	0	6	1	0%
Criminal Misdemeanor	CM	3.0	3	36	14	467%
Protective Order – Family Abuse	FP	3.0	2	5	2	100%
Show Cause	SC	3.9	2	17	8	400%
Civil Support	VS	1.5	8	13	10	125%
Adult Total			16	83	36	225.0%
Juvenile						
Abuse or Neglect	AN	3.0	0	2	2	0%
Custody Visitation	CV	3.2	9	28	14	156%
Delinquency Felony	DF	0.0	0	2	0	0%
Delinquency Misdemeanor	DM	0.0	1	5	0	0%
Traffic	T	1.0	1	5	1	100%
Juvenile Total			11	42	17	154.5%
Totals			27	125	53	196.3%



	Total Filings with %
Custody Visitation (CV)	9 33%
Civil Support (VS)	8 30%
Criminal Misdemeanor (CM)	3 11%
Protective Order – Family Abuse (FP)	2 7%
Show Cause (SC)	2 7%
Others	3 11%
Total	27 100%

Special Case Activities

Emergency Protective Order	PE	1.0	3
----------------------------	----	-----	---

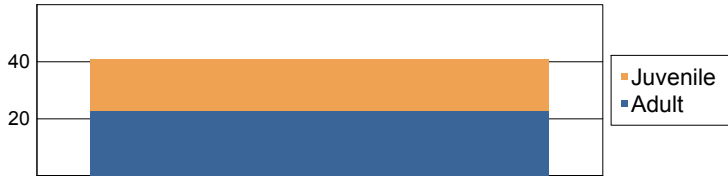
Commonwealth of Virginia
 Caseload Statistics of the J&DR District Courts

Franklin City

October 2016

	Filing Type	Hearings Per Case	Filings	Hearings	Concluded	Clearance Rate
Adult						
Protective Order - Non Family Abuse	AP	0.0	1	1	0	0%
Capias	CA	3.5	2	5	4	200%
Criminal Felony	CF	4.5	2	9	6	300%
Criminal Misdemeanor	CM	2.0	6	24	5	83%
Protective Order – Family Abuse	FP	2.0	1	4	2	200%
Show Cause	SC	3.3	3	28	6	200%
Civil Support	VS	2.4	8	19	12	150%
Adult Total			23	90	35	152.2%
Juvenile						
Abuse or Neglect	AN	0.0	2	4	0	0%
Custody Visitation	CV	1.1	14	21	11	79%
Delinquency Felony	DF	6.0	1	2	1	100%
Delinquency Misdemeanor	DM	3.0	0	2	1	0%
Traffic	T	0.0	1	2	0	0%
Juvenile Total			18	31	13	72.2%
Totals			41	121	48	117.1%

New Cases



	Total Filings with %
Custody Visitation (CV)	14 34%
Civil Support (VS)	8 20%
Criminal Misdemeanor (CM)	6 15%
Show Cause (SC)	3 7%
Abuse or Neglect (AN)	2 5%
Others	8 20%
Total	41 100%

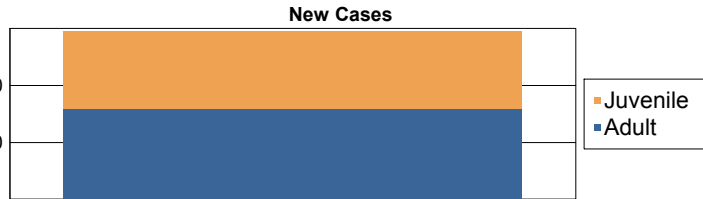
Special Case Activities

Emergency Protective Order	PE	1.0	6
----------------------------	----	-----	---

Commonwealth of Virginia
 Caseload Statistics of the J&DR District Courts
 September 2016

Franklin City

	Filing Type	Hearings Per Case	Filings	Hearings	Concluded	Clearance Rate
Adult						
Capias	CA	0.0	0	5	0	0%
Criminal Felony	CF	0.0	1	2	0	0%
Criminal Misdemeanor	CM	2.0	9	16	1	11%
Protective Order – Family Abuse	FP	0.0	2	3	0	0%
Motion - Modifv Protective Order	MP	1.0	1	1	1	100%
Remand Support	RS	1.0	1	1	1	100%
Show Cause	SC	10.0	11	30	1	9%
Civil Support	VS	1.5	7	15	4	57%
Adult Total			32	73	8	25.0%
Juvenile						
Custody Visitation	CV	1.2	22	32	13	59%
Delinquency Misdemeanor	DM	0.0	1	2	0	0%
Foster Care Review	FC	1.0	3	3	3	100%
Remand Custody	RC	1.0	1	1	1	100%
Traffic	T	0.0	0	1	0	0%
Juvenile Total			27	39	17	63.0%
Totals			59	112	25	42.4%



	Total Filings with %
Custody Visitation (CV)	22 37%
Show Cause (SC)	11 19%
Criminal Misdemeanor (CM)	9 15%
Civil Support (VS)	7 12%
Foster Care Review (FC)	3 5%
Others	7 12%
Total	59 100%

Special Case Activities

Emergency Protective Order	PE	1.0	5
Temporary Detention Order	TD	1.0	2

Commonwealth of Virginia
Caseload Statistics of the J&DR District Courts
August 2016

Franklin City

	Filing Type	Hearings Per Case	Filings	Hearings	Concluded	Clearance Rate
Adult						
Capias	CA	3.3	2	8	4	200%
Criminal Felony	CF	4.0	2	15	3	150%
Criminal Misdemeanor	CM	3.5	8	23	6	75%
Protective Order – Family Abuse	FP	5.0	0	2	1	0%
Show Cause	SC	3.9	4	23	8	200%
Civil Support	VS	4.7	5	11	3	60%
Adult Total			21	82	25	119.0%
Juvenile						
Abuse or Neglect	AN	2.0	2	4	2	100%
Custody Visitation	CV	1.3	17	27	19	112%
Delinquency Misdemeanor	DM	4.0	0	2	2	0%
Foster Care Review	FC	1.0	1	1	1	100%
Traffic	T	1.5	5	6	6	120%
Juvenile Total			25	40	30	120.0%
Totals			46	122	55	119.6%



	Total Filings with %	
Custody Visitation (CV)	17	37%
Criminal Misdemeanor (CM)	8	17%
Civil Support (VS)	5	11%
Traffic (T)	5	11%
Show Cause (SC)	4	9%
Others	7	15%
Total	46	100%

Special Case Activities

Emergency Protective Order	PE	1.0	7
----------------------------	----	-----	---

**Commonwealth of Virginia
Caseload Statistics of the J&DR District Courts**

Franklin City

July 2016

	Filing Type	Hearings Per Case	Filings	Hearings	Concluded	Clearance Rate
Adult						
Capias	CA	2.0	4	13	6	150%
Criminal Felony	CF	2.7	1	7	3	300%
Criminal Misdemeanor	CM	3.0	11	20	4	36%
Protective Order – Family Abuse	FP	2.0	2	4	1	50%
Motion - Modifv Protective Order	MP	1.0	1	1	1	100%
Show Cause	SC	3.8	5	34	14	280%
Civil Support	VS	2.0	10	14	7	70%
Adult Total			34	93	36	105.9%
Juvenile						
Custody Visitation	CV	1.8	17	24	13	76%
Delinquency Misdemeanor	DM	0.0	1	1	0	0%
Traffic	T	0.0	1	1	0	0%
Juvenile Total			19	26	13	68.4%
Totals			53	119	49	92.5%

New Cases



	Total Filings with %	
Custody Visitation (CV)	17	32%
Criminal Misdemeanor (CM)	11	21%
Civil Support (VS)	10	19%
Show Cause (SC)	5	9%
Capias (CA)	4	8%
Others	6	11%
Total	53	100%

Special Case Activities

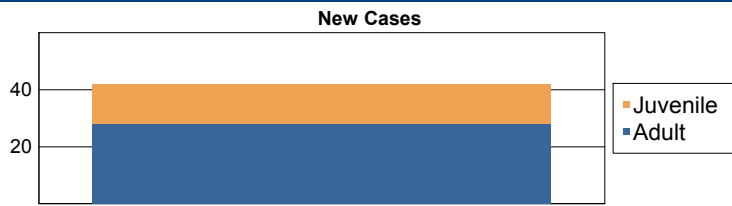
Emergency Protective Order	PE	1.0	3
----------------------------	----	-----	---

Commonwealth of Virginia
Caseload Statistics of the J&DR District Courts

Franklin City

June 2016

	Filing Type	Hearings Per Case	Filings	Hearings	Concluded	Clearance Rate
Adult						
Capias	CA	3.0	1	3	1	100%
Criminal Felony	CF	3.1	8	35	16	200%
Criminal Misdemeanor	CM	3.0	3	25	13	433%
Protective Order – Family Abuse	FP	0.0	0	2	0	0%
Show Cause	SC	2.5	11	35	13	118%
Civil Support	VS	1.9	5	11	7	140%
Adult Total			28	111	50	178.6%
Juvenile						
Abuse or Neglect	AN	4.0	0	2	2	0%
Custody Visitation	CV	5.1	11	26	15	136%
Delinquency Felony	DF	5.0	0	5	2	0%
Delinquency Misdemeanor	DM	4.3	0	9	4	0%
Initial Foster Care Review	IF	1.0	2	2	2	100%
Traffic	T	3.4	1	7	5	500%
Juvenile Total			14	51	30	214.3%
Totals			42	162	80	190.5%



	Total Filings with %
Custody Visitation (CV)	11 26%
Show Cause (SC)	11 26%
Criminal Felony (CF)	8 19%
Civil Support (VS)	5 12%
Criminal Misdemeanor (CM)	3 7%
Others	4 10%
Total	42 100%

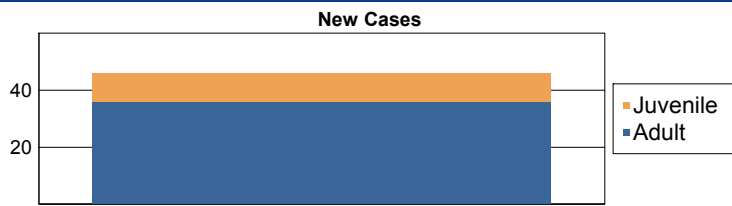
Special Case Activities

Emergency Protective Order	PE	1.0	3
----------------------------	----	-----	---

Commonwealth of Virginia
Caseload Statistics of the J&DR District Courts
 May 2016

Franklin City

	Filing Type	Hearings Per Case	Filings	Hearings	Concluded	Clearance Rate
Adult						
Capias	CA	3.0	3	7	3	100%
Criminal Felony	CF	0.0	8	16	0	0%
Criminal Misdemeanor	CM	3.5	7	15	4	57%
Protective Order – Family Abuse	FP	2.0	2	4	2	100%
Show Cause	SC	4.3	9	28	8	89%
Civil Support	VS	1.0	7	8	7	100%
Adult Total			36	78	24	66.7%
Juvenile						
Abuse or Neglect	AN	0.0	0	2	0	0%
Custody Visitation	CV	1.8	10	23	13	130%
Delinquency Felony	DF	6.0	0	1	1	0%
Delinquency Misdemeanor	DM	8.0	0	2	2	0%
Foster Care Review	FC	2.0	0	1	1	0%
Paternity	PT	2.0	0	1	1	0%
Show Cause	SC	6.0	0	1	1	0%
Traffic	T	3.0	0	3	2	0%
Juvenile Total			10	34	21	210.0%
Totals			46	112	45	97.8%



	Total Filings with %	
Custody Visitation (CV)	10	22%
Show Cause (SC)	9	20%
Criminal Felony (CF)	8	17%
Civil Support (VS)	7	15%
Criminal Misdemeanor (CM)	7	15%
Others	5	11%
Total	46	100%

Special Case Activities

Emergency Protective Order	PE	1.2	6
Emergency Custody Order	EC	1.0	2

Commonwealth of Virginia
Caseload Statistics of the J&DR District Courts

Franklin City

April 2016

	Filing Type	Hearings Per Case	Filings	Hearings	Concluded	Clearance Rate
Adult						
Capias	CA	0.0	1	1	0	0%
Criminal Felonv	CF	2.0	10	17	1	10%
Criminal Misdemeanor	CM	2.2	11	22	6	55%
Protective Order – Family Abuse	FP	1.5	3	4	2	67%
Show Cause	SC	1.9	18	39	8	44%
Civil Support	VS	2.0	6	12	6	100%
Adult Total			49	95	23	46.9%
Juvenile						
Abuse or Neglect	AN	0.0	2	4	0	0%
Custody Visitation	CV	3.1	9	15	9	100%
Delinquency Felonv	DF	0.0	0	1	0	0%
Delinquency Misdemeanor	DM	2.0	1	9	1	100%
Show Cause	SC	0.0	0	1	0	0%
Traffic	T	0.0	1	4	0	0%
Juvenile Total			13	34	10	76.9%
Totals			62	129	33	53.2%



	Total Filings with %
Show Cause (SC)	18 29%
Criminal Misdemeanor (CM)	11 18%
Criminal Felony (CF)	10 16%
Custody Visitation (CV)	9 15%
Civil Support (VS)	6 10%
Others	8 13%
Total	62 100%

Special Case Activities

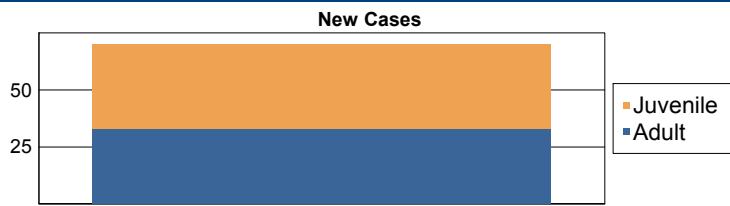
Emergency Protective Order	PE	1.0	4
----------------------------	----	-----	---

**Commonwealth of Virginia
Caseload Statistics of the J&DR District Courts**

Franklin City

March 2016

	Filing Type	Hearings Per Case	Filings	Hearings	Concluded	Clearance Rate
Adult						
Capias	CA	2.3	2	4	3	150%
Criminal Felony	CF	0.0	1	1	0	0%
Criminal Misdemeanor	CM	3.5	11	34	11	100%
Protective Order – Family Abuse	FP	2.0	1	2	1	100%
Remand Support	RS	1.0	1	1	1	100%
Show Cause	SC	4.3	4	24	12	300%
Civil Support	VS	1.1	13	17	10	77%
Adult Total			33	83	38	115.2%
Juvenile						
Custody Visitation	CV	1.5	23	36	23	100%
Delinquency Felony	DF	4.0	0	6	1	0%
Delinquency Misdemeanor	DM	0.0	2	6	0	0%
Paternity	PT	0.0	1	1	0	0%
Remand Custody	RC	1.0	4	4	4	100%
Remand Visitation	RV	1.0	3	3	3	100%
Show Cause	SC	0.0	0	2	0	0%
Traffic	T	2.0	4	8	2	50%
Juvenile Total			37	66	33	89.2%
Totals			70	149	71	101.4%



	Total Filings with %
Custody Visitation (CV)	23 33%
Civil Support (VS)	13 19%
Criminal Misdemeanor (CM)	11 16%
Remand Custody (RC)	4 6%
Show Cause (SC)	4 6%
Others	15 21%
Total	70 100%

Special Case Activities

Emergency Protective Order	PE	1.0	4
----------------------------	----	-----	---

Commonwealth of Virginia
Caseload Statistics of the J&DR District Courts

Franklin City

February 2016

	Filing Type	Hearings Per Case	Filings	Hearings	Concluded	Clearance Rate
Adult						
Capias	CA	0.0	0	3	0	0%
Criminal Felony	CF	4.0	0	1	1	0%
Criminal Misdemeanor	CM	3.5	2	21	8	400%
Protective Order – Family Abuse	FP	2.0	1	2	1	100%
Show Cause	SC	3.1	4	32	10	250%
Civil Support	VS	3.3	3	10	7	233%
Adult Total			10	69	27	270.0%
Juvenile						
Custody Visitation	CV	1.6	6	13	7	117%
Delinquency Felony	DF	0.0	0	1	0	0%
Foster Care Review	FC	0.0	1	1	0	0%
Juvenile Support	JS	1.0	1	1	1	100%
Juvenile Total			8	16	8	100.0%
Totals			18	85	35	194.4%

New Cases



	Total Filings with %	
Custody Visitation (CV)	6	33%
Show Cause (SC)	4	22%
Civil Support (VS)	3	17%
Criminal Misdemeanor (CM)	2	11%
Foster Care Review (FC)	1	6%
Others	2	11%
Total	18	100%

Special Case Activities

Non-Case	NC	1.0	1
Emergency Protective Order	PE	1.0	2
Temporary Detention Order	TD	1.0	2

Commonwealth of Virginia
 Caseload Statistics of the J&DR District Courts

Franklin City

January 2016

	Filing Type	Hearings Per Case	Filings	Hearings	Concluded	Clearance Rate
Adult						
Capias	CA	4.0	0	4	2	0%
Criminal Felony	CF	2.0	1	3	2	200%
Criminal Misdemeanor	CM	1.0	9	14	1	11%
Remand Support	RS	1.0	1	1	1	100%
Show Cause	SC	5.4	11	37	15	136%
Civil Support	VS	3.2	4	14	5	125%
Adult Total			26	73	26	100.0%
Juvenile						
Custody Visitation	CV	4.8	8	30	13	163%
Delinquency Felony	DF	0.0	1	2	0	0%
Delinquency Misdemeanor	DM	0.0	1	3	0	0%
Remand Custody	RC	1.0	2	2	2	100%
Remand Visitation	RV	1.0	2	2	2	100%
Show Cause	SC	0.0	0	1	0	0%
Traffic	T	0.0	2	2	0	0%
Juvenile Total			16	42	17	106.3%
Totals			42	115	43	102.4%



	Total Filings with %
Show Cause (SC)	11 26%
Criminal Misdemeanor (CM)	9 21%
Custody Visitation (CV)	8 19%
Civil Support (VS)	4 10%
Remand Custody (RC)	2 5%
Others	8 19%
Total	42 100%

Special Case Activities


Emergency Protective Order	PE	1.0	7
----------------------------	----	-----	---

Commonwealth of Virginia
Caseload Statistics of the J&DR District Courts

Franklin County

December 2016

	Filing Type	Hearings Per Case	Filings	Hearings	Concluded	Clearance Rate
Adult						
Protective Order - Non Familv Abuse	AP	1.0	1	1	1	100%
Capias	CA	2.1	16	35	17	106%
Criminal Felonv	CF	1.7	23	37	24	104%
Criminal Misdemeanor	CM	2.8	24	84	41	171%
Protective Order – Familv Abuse	FP	2.1	5	15	9	180%
Motion - Modifv Protective Order	MP	1.5	2	3	2	100%
Show Cause	SC	3.5	39	87	20	51%
Civil Support	VS	1.5	52	71	42	81%
Adult Total			162	333	156	96.3%
Juvenile						
Abuse or Neglect	AN	4.9	1	36	17	1,700%
Capias	CA	2.0	0	1	1	0%
Relief of Custodv	CR	1.0	1	1	1	100%
Child in Need of Services	CS	10.0	0	13	1	0%
Custodv Visitation	CV	2.0	102	213	120	118%
Delinquencv Felonv	DF	2.0	4	7	1	25%
Delinquencv Misdemeanor	DM	6.2	30	83	19	63%
Foster Care Review	FC	1.0	3	3	3	100%
Initial Foster Care Review	IF	1.0	2	2	2	100%
Motion - Modifv Protective Order	MP	1.7	1	3	3	300%
Permanencv Plannina	PH	2.0	0	5	3	0%
Paternity	PT	0.0	1	1	0	0%
Status Offense	ST	3.7	1	17	6	600%
Traffic	T	1.3	9	11	3	33%
Termination of Parental Rihts	TP	2.0	0	6	6	0%
Truancv/Runaway (Child in Need of Supervision)	TR	9.0	1	15	1	100%
Juvenile Total			156	417	187	119.9%
Totals			318	750	343	107.9%



	Total Filings with %
Custody Visitation (CV)	102 32%
Civil Support (VS)	52 16%
Show Cause (SC)	39 12%
Delinquency Misdemeanor (DM)	30 9%
Criminal Misdemeanor (CM)	24 8%
Others	71 22%
Total	318 100%

Special Case Activities

Emeraencv Protective Order	PE	1.0	21
----------------------------	----	-----	----

Commonwealth of Virginia
Caseload Statistics of the J&DR District Courts

Franklin County

November 2016

	Filing Type	Hearings Per Case	Filings	Hearings	Concluded	Clearance Rate
Adult						
Capias	CA	2.5	11	32	11	100%
Criminal Felony	CF	2.2	14	39	37	264%
Criminal Misdemeanor	CM	2.7	33	141	70	212%
Protective Order – Family Abuse	FP	2.1	12	30	16	133%
Motion - Modifv Protective Order	MP	1.3	2	3	3	150%
Remand Support	RS	1.0	1	1	1	100%
Show Cause	SC	2.5	24	73	32	133%
Restricted License - Support	SL	1.0	1	1	1	100%
Civil Support	VS	1.5	36	59	29	81%
Adult Total			134	379	200	149.3%
Juvenile						
Abuse or Neglect	AN	5.8	14	58	8	57%
Capias	CA	0.0	1	1	0	0%
Child in Need of Services	CS	5.7	5	20	3	60%
Custody Visitation	CV	1.8	75	148	65	87%
Delinquency Felony	DF	5.1	5	30	7	140%
Delinquency Misdemeanor	DM	3.3	25	124	29	116%
Foster Care Review	FC	1.0	3	3	3	100%
Initial Foster Care Review	IF	1.0	4	4	3	75%
Permanency Planning	PH	1.0	3	3	3	100%
Paternity	PT	0.0	1	1	0	0%
Status Offense	ST	4.0	8	18	2	25%
Traffic	T	1.3	9	10	7	78%
Termination of Parental Rights	TP	3.0	3	4	2	67%
Truancy/Runaway (Child in Need of Supervision)	TR	5.0	3	17	6	200%
	VA	1.5	2	3	2	100%
Juvenile Total			161	444	140	87.0%
Totals			295	823	340	115.3%



	Total Filings with %
Custody Visitation (CV)	75 25%
Civil Support (VS)	36 12%
Criminal Misdemeanor (CM)	33 11%
Delinquency Misdemeanor (DM)	25 8%
Show Cause (SC)	24 8%
Others	102 35%
Total	295 100%

Special Case Activities

Emergency Protective Order	PE	1.0	23
----------------------------	----	-----	----

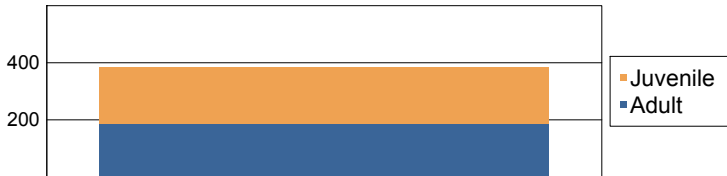
Commonwealth of Virginia
Caseload Statistics of the J&DR District Courts

Franklin County

October 2016

	Filing Type	Hearings Per Case	Filings	Hearings	Concluded	Clearance Rate
Adult						
Protective Order - Non Family Abuse	AP	3.0	0	1	1	0%
Capias	CA	2.7	19	43	13	68%
Criminal Felony	CF	1.7	18	32	15	83%
Criminal Misdemeanor	CM	2.6	71	168	63	89%
Protective Order – Family Abuse	FP	2.4	11	25	11	100%
Motion - Modify Protective Order	MP	1.0	5	5	4	80%
Other	OT	1.0	4	4	4	100%
Remand Support	RS	1.0	1	1	1	100%
Show Cause	SC	3.2	12	70	31	258%
Restricted License - Support	SL	1.0	3	3	3	100%
Civil Support	VS	1.7	44	69	45	102%
Adult Total			188	421	191	101.6%
Juvenile						
Abuse or Neglect	AN	4.5	5	25	2	40%
Child in Need of Services	CS	1.0	4	16	1	25%
Custody Visitation	CV	1.9	92	148	80	87%
Delinquency Felony	DF	3.5	3	22	4	133%
Delinquency Misdemeanor	DM	3.3	30	118	23	77%
Foster Care Review	FC	1.0	7	7	7	100%
Initial Foster Care Review	IF	1.0	4	4	4	100%
Motion - Modify Protective Order	MP	1.0	3	3	1	33%
Permanency Planning	PH	1.5	10	12	8	80%
Remand Custody	RC	1.0	1	1	1	100%
Child at Risk of Abuse or Neglect	RI	1.0	4	4	4	100%
Remand Visitation	RV	1.0	1	1	1	100%
Status Offense	ST	3.0	6	13	3	50%
Traffic	T	1.4	14	19	11	79%
Termination of Parental Rights	TP	1.9	13	22	14	108%
Truancy/Runaway (Child in Need of Supervision)	TR	2.8	0	21	5	0%
Juvenile Total			197	436	169	85.8%
Totals			385	857	360	93.5%

New Cases



	Total Filings with %
Custody Visitation (CV)	92 24%
Criminal Misdemeanor (CM)	71 18%
Civil Support (VS)	44 11%
Delinquency Misdemeanor (DM)	30 8%
Capias (CA)	19 5%
Others	129 34%
Total	385 100%

Special Case Activities

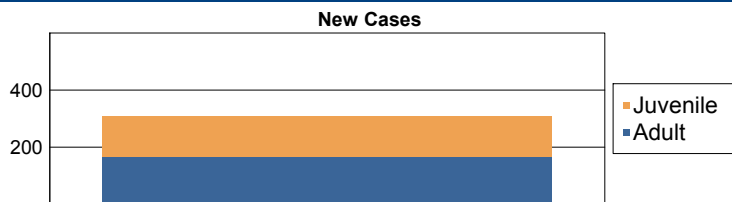
Emergency Protective Order	PE	1.0	19
Non-Case	NC	1.0	1

Commonwealth of Virginia
Caseload Statistics of the J&DR District Courts

Franklin County

September 2016

	Filing Type	Hearings Per Case	Filings	Hearings	Concluded	Clearance Rate
Adult						
Protective Order - Non Family Abuse	AP	1.8	4	8	4	100%
Capias	CA	2.0	7	14	7	100%
Criminal Felony	CF	1.2	36	43	28	78%
Criminal Misdemeanor	CM	2.5	55	119	36	65%
Protective Order – Family Abuse	FP	2.2	20	40	12	60%
Other	OT	1.0	1	1	1	100%
Protective Order – Stalking/Acts of Violence	PC	1.0	1	1	1	100%
Show Cause	SC	3.1	19	68	24	126%
Civil Support	VS	2.2	23	42	20	87%
Adult Total			166	336	133	80.1%
Juvenile						
Abuse or Neglect	AN	4.4	11	40	8	73%
Child in Need of Services	CS	6.3	2	18	4	200%
Custody Visitation	CV	2.1	79	173	75	95%
Delinquency Felony	DF	0.0	1	23	0	0%
Delinquency Misdemeanor	DM	3.4	25	104	14	56%
Entrustment Agreement	ET	0.0	1	1	0	0%
Initial Foster Care Review	IF	1.0	2	2	2	100%
Permanency Planning	PH	1.0	6	8	6	100%
Status Offense	ST	7.8	3	15	6	200%
Traffic	T	1.8	7	11	8	114%
Termination of Parental Rights	TP	0.0	5	10	0	0%
Truancy/Runaway (Child in Need of Supervision)	TR	4.5	0	24	2	0%
	VA	1.0	1	1	1	100%
Juvenile Total			143	430	126	88.1%
Totals			309	766	259	83.8%



	Total Filings with %
Custody Visitation (CV)	79 26%
Criminal Misdemeanor (CM)	55 18%
Criminal Felony (CF)	36 12%
Delinquency Misdemeanor (DM)	25 8%
Civil Support (VS)	23 7%
Others	91 29%
Total	309 100%

Special Case Activities


Emergency Protective Order	PE	1.0	18
----------------------------	----	-----	----

Commonwealth of Virginia
Caseload Statistics of the J&DR District Courts
August 2016

Franklin County

	Filing Type	Hearings Per Case	Filings	Hearings	Concluded	Clearance Rate
Adult						
Protective Order - Non Familv Abuse	AP	2.0	3	5	2	67%
Capias	CA	2.3	13	36	16	123%
Criminal Felonv	CF	1.6	41	53	23	56%
Criminal Misdemeanor	CM	2.5	67	180	68	101%
Protective Order – Familv Abuse	FP	2.5	11	33	12	109%
Motion - Modifv Protective Order	MP	1.5	1	2	2	200%
Other	OT	1.0	1	1	1	100%
Remand Support	RS	1.0	9	9	9	100%
Show Cause	SC	3.7	30	104	30	100%
Civil Support	VS	2.1	26	63	41	158%
Adult Total			202	486	204	101.0%
Juvenile						
Abuse or Nealect	AN	5.4	8	38	10	125%
Child in Need of Services	CS	3.7	0	20	3	0%
Custody Visitation	CV	2.3	110	221	142	129%
Delinquency Felonv	DF	6.0	6	29	10	167%
Delinquency Misdemeanor	DM	5.4	20	120	31	155%
Entrustment Agreement	ET	1.5	2	4	4	200%
Foster Care Review	FC	1.0	5	5	5	100%
Initial Foster Care Review	IF	1.0	3	3	3	100%
Motion - Modifv Protective Order	MP	1.6	2	5	5	250%
Permanency Planning	PH	1.3	5	6	4	80%
Paternity	PT	2.6	2	7	7	350%
Remand Custody	RC	1.0	11	11	11	100%
Remand Visitation	RV	1.0	13	13	13	100%
Status Offense	ST	1.0	1	6	1	100%
Traffic	T	2.2	6	11	10	167%
Termination of Parental Rihts	TP	2.5	6	10	4	67%
Truancy/Runaway (Child in Need of Supervision)	TR	5.6	2	29	5	250%
Juvenile Total			202	538	268	132.7%
Totals			404	1,024	472	116.8%

New Cases



	Total Filings with %
Custody Visitation (CV)	110 27%
Criminal Misdemeanor (CM)	67 17%
Criminal Felony (CF)	41 10%
Show Cause (SC)	30 7%
Civil Support (VS)	26 6%
Others	130 32%
Total	404 100%

Special Case Activities

Emeraency Protective Order	PE	1.0	25
Emeraency Custody Order	EC	0.0	0

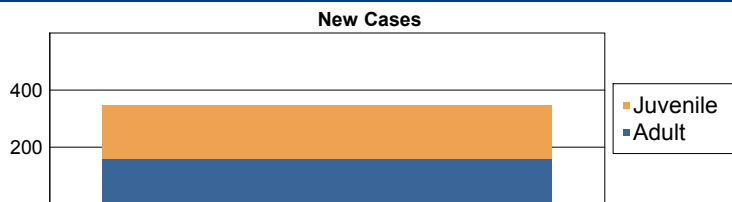
Commonwealth of Virginia
Caseload Statistics of the J&DR District Courts

Franklin County

July 2016

	Filing Type	Hearings Per Case	Filings	Hearings	Concluded	Clearance Rate
Adult						
Capias	CA	2.4	14	29	14	100%
Criminal Felonv	CF	2.3	11	34	18	164%
Criminal Misdemeanor	CM	3.0	57	119	47	82%
Protective Order – Family Abuse	FP	2.2	11	23	9	82%
Motion - Modifv Protective Order	MP	1.0	2	2	1	50%
Remand Support	RS	1.0	9	9	9	100%
Show Cause	SC	3.5	19	71	20	105%
Civil Support	VS	1.5	36	64	40	111%
Adult Total			159	351	158	99.4%
Juvenile						
Abuse or Neglect	AN	5.7	2	41	9	450%
Child in Need of Services	CS	4.5	5	20	2	40%
Custody Visitation	CV	2.1	106	189	118	111%
Delinquency Felonv	DF	9.7	5	26	3	60%
Delinquency Misdemeanor	DM	5.4	20	115	19	95%
Foster Care Review	FC	1.0	1	1	1	100%
Initial Foster Care Review	IF	1.0	1	1	1	100%
Motion - Modifv Protective Order	MP	3.0	0	2	2	0%
Permanency Planning	PH	1.0	2	2	2	100%
Remand Custody	RC	1.0	14	14	14	100%
Remand Visitation	RV	1.0	14	14	14	100%
Status Offense	ST	0.0	2	9	0	0%
Traffic	T	1.5	13	20	15	115%
Truancy/Runaway (Child in Need of Supervision)	TR	6.0	5	19	1	20%
Juvenile Total			190	473	201	105.8%

Totals	349	824	359	102.9%
---------------	------------	------------	------------	---------------



	Total Filings with %
Custody Visitation (CV)	106 30%
Criminal Misdemeanor (CM)	57 16%
Civil Support (VS)	36 10%
Delinquency Misdemeanor (DM)	20 6%
Show Cause (SC)	19 5%
Others	111 32%
Total	349 100%

Special Case Activities

Emergency Protective Order	PE	1.0	21
Non-Case	NC	1.0	1

Commonwealth of Virginia
Caseload Statistics of the J&DR District Courts

Franklin County

June 2016

	Filing Type	Hearings Per Case	Filings	Hearings	Concluded	Clearance Rate
Adult						
Protective Order - Non Familv Abuse	AP	5.0	0	1	1	0%
Capias	CA	2.4	13	32	17	131%
Criminal Felonv	CF	2.9	10	22	12	120%
Criminal Misdemeanor	CM	2.6	57	123	30	53%
Protective Order – Familv Abuse	FP	2.2	9	21	10	111%
Motion - Modifv Protective Order	MP	1.0	1	1	1	100%
Other	OT	1.0	1	1	1	100%
Remand Support	RS	1.0	2	2	2	100%
Show Cause	SC	3.8	14	102	44	314%
Civil Support	VS	1.6	42	70	36	86%
Adult Total			149	375	154	103.4%
Juvenile						
Abuse or Nealect	AN	4.2	23	63	13	57%
Relief of Custodv	CR	1.0	1	1	1	100%
Child in Need of Services	CS	4.8	2	23	4	200%
Custody Visitation	CV	2.0	88	163	88	100%
Delinquencv Felonv	DF	6.2	0	23	5	0%
Delinquencv Misdemeanor	DM	3.0	12	74	21	175%
Entrustment Aareement	ET	0.0	2	2	0	0%
Foster Care Review	FC	1.0	2	2	2	100%
Initial Foster Care Review	IF	1.0	1	1	1	100%
Motion - Modifv Protective Order	MP	1.0	6	6	4	67%
Permanencv Planning	PH	1.0	3	3	3	100%
Paternity	PT	2.0	1	2	1	100%
Remand Custodv	RC	1.0	4	4	4	100%
Remand Visitation	RV	1.0	4	4	4	100%
Status Offense	ST	5.3	2	14	6	300%
Traffic	T	1.6	8	13	10	125%
Termination of Parental Rihts	TP	1.0	3	5	2	67%
Truancv/Runawav (Child in Need of Supervision)	TR	4.5	19	45	11	58%
Juvenile Total			181	448	180	99.4%
Totals			330	823	334	101.2%

New Cases



	Total Filings with %
Custody Visitation (CV)	88 27%
Criminal Misdemeanor (CM)	57 17%
Civil Support (VS)	42 13%
Abuse or Neglect (AN)	23 7%
Truancy/Runaway (Child in Need of S	19 6%
Others	101 31%
Total	330 100%

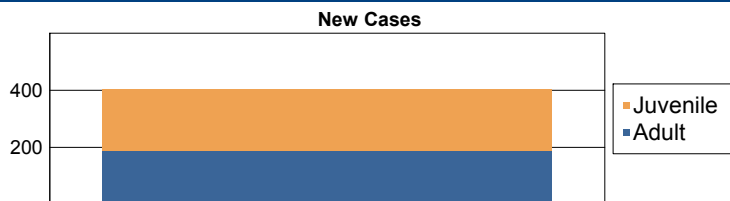
Special Case Activities

Emeraencv Protective Order	PE	1.0	34
Non-Case	NC	1.0	1

Commonwealth of Virginia
Caseload Statistics of the J&DR District Courts
 May 2016

Franklin County

	Filing Type	Hearings Per Case	Filings	Hearings	Concluded	Clearance Rate
Adult						
Capias	CA	2.4	10	29	12	120%
Criminal Felony	CF	2.1	19	40	28	147%
Criminal Misdemeanor	CM	2.5	43	110	35	81%
Protective Order – Family Abuse	FP	1.9	11	18	7	64%
Protective Order - Violation of Protective Order Conviction	PV	1.0	1	1	1	100%
Remand Support	RS	1.0	20	20	20	100%
Show Cause	SC	3.1	36	115	36	100%
Restricted License - Support	SL	1.0	1	1	1	100%
Civil Support	VS	1.6	48	72	42	88%
Adult Total			189	406	182	96.3%
Juvenile						
Abuse or Neglect	AN	3.3	0	21	4	0%
Child in Need of Services	CS	2.8	4	23	4	100%
Custody Visitation	CV	1.8	72	148	74	103%
Delinquency Felony	DF	3.6	12	38	7	58%
Delinquency Misdemeanor	DM	3.7	23	139	30	130%
Foster Care Review	FC	1.0	4	4	4	100%
Initial Foster Care Review	IF	1.0	1	1	1	100%
Motion - Modify Protective Order	MP	2.0	1	5	2	200%
Permanency Planning	PH	1.0	3	3	2	67%
Paternity	PT	2.0	0	4	1	0%
Remand Custody	RC	1.0	38	38	38	100%
Remand Visitation	RV	1.0	38	38	38	100%
Show Cause	SC	2.0	0	1	1	0%
Status Offense	ST	0.0	6	11	0	0%
Traffic	T	2.0	6	11	12	200%
Truancy/Runaway (Child in Need of Supervision)	TR	0.0	6	16	0	0%
Juvenile Total			214	501	218	101.9%
Totals			403	907	400	99.3%



	Total Filings with %
Custody Visitation (CV)	72 18%
Civil Support (VS)	48 12%
Criminal Misdemeanor (CM)	43 11%
Remand Custody (RC)	38 9%
Remand Visitation (RV)	38 9%
Others	164 41%
Total	403 100%

Special Case Activities

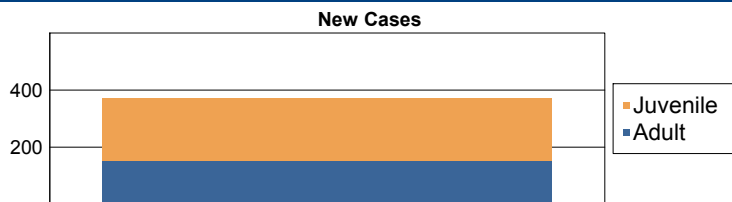
Non-Case	NC	1.0	1
Emergency Protective Order	PE	1.0	29

**Commonwealth of Virginia
Caseload Statistics of the J&DR District Courts**

Franklin County

April 2016

	Filing Type	Hearings Per Case	Filings	Hearings	Concluded	Clearance Rate
Adult						
Capias	CA	2.6	16	34	15	94%
Criminal Felony	CF	2.1	14	26	14	100%
Criminal Misdemeanor	CM	3.3	27	105	39	144%
Protective Order – Family Abuse	FP	2.1	7	16	8	114%
Remand Support	RS	1.0	16	16	16	100%
Show Cause	SC	4.0	25	106	32	128%
Restricted License - Support	SL	1.0	1	1	1	100%
Civil Support	VS	1.5	47	74	54	115%
Adult Total			153	378	179	117.0%
Juvenile						
Abuse or Neglect	AN	5.0	9	43	1	11%
Relief of Custody	CR	1.0	1	1	1	100%
Child in Need of Services	CS	0.0	1	12	0	0%
Custody Visitation	CV	1.9	123	216	110	89%
Delinquency Felony	DF	9.0	1	10	1	100%
Delinquency Misdemeanor	DM	2.7	24	117	22	92%
Initial Foster Care Review	IF	1.0	5	5	5	100%
Permanency Planning	PH	1.0	4	4	4	100%
Paternity	PT	2.0	2	3	1	50%
Remand Custody	RC	1.0	15	15	15	100%
Remand Visitation	RV	1.0	15	15	15	100%
Status Offense	ST	5.5	1	7	2	200%
Traffic	T	1.7	12	19	11	92%
Truancy/Runaway (Child in Need of Supervision)	TR	7.0	5	16	2	40%
Juvenile Total			218	483	190	87.2%
Totals			371	861	369	99.5%



	Total Filings with %
Custody Visitation (CV)	123 33%
Civil Support (VS)	47 13%
Criminal Misdemeanor (CM)	27 7%
Show Cause (SC)	25 7%
Delinquency Misdemeanor (DM)	24 6%
Others	125 34%
Total	371 100%

Special Case Activities

Emergency Protective Order	PE	1.0	11
Non-Case	NC	1.0	1

Commonwealth of Virginia
Caseload Statistics of the J&DR District Courts

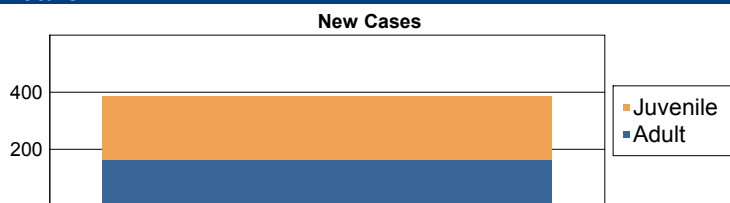
Franklin County

March 2016

	Filing Type	Hearings Per Case	Filings	Hearings	Concluded	Clearance Rate
Adult						
Protective Order - Non Familv Abuse	AP	3.0	0	1	1	0%
Capias	CA	2.8	15	42	16	107%
Criminal Felonv	CF	1.9	10	32	17	170%
Criminal Misdemeanor	CM	2.5	31	126	61	197%
Protective Order – Familv Abuse	FP	2.4	5	16	7	140%
Motion - Modifv Protective Order	MP	1.0	1	1	1	100%
Protective Order - Violation of Protective Order Conviction	PV	1.0	1	1	1	100%
Remand Support	RS	1.0	7	7	7	100%
Show Cause	SC	3.6	48	110	31	65%
Civil Support	VS	1.8	46	66	39	85%
Adult Total			164	402	181	110.4%

Juvenile						
Abuse or Nealect	AN	2.0	8	27	1	13%
Capias	CA	1.0	1	1	1	100%
Relief of Custodv	CR	1.0	1	1	1	100%
Child in Need of Services	CS	6.2	2	20	5	250%
Custodv Visitation	CV	1.9	120	217	122	102%
Delinquencv Felonv	DF	7.3	0	12	3	0%
Delinquencv Misdemeanor	DM	3.2	37	151	25	68%
Foster Care Review	FC	1.0	2	2	2	100%
Initial Foster Care Review	IF	1.0	1	1	1	100%
Motion - Modifv Protective Order	MP	0.0	2	2	0	0%
Permanencv Planning	PH	1.3	8	11	9	113%
Paternitv	PT	0.0	1	1	0	0%
Remand Custodv	RC	1.0	11	11	11	100%
Remand Visitation	RV	1.0	11	11	11	100%
Show Cause	SC	0.0	1	1	0	0%
Status Offense	ST	6.0	4	14	4	100%
Traffic	T	1.8	9	17	12	133%
Termination of Parental Rihts	TP	1.0	2	2	2	100%
Truancv/Runawav (Child in Need of Supervision)	TR	0.0	1	19	0	0%
Juvenile Total			222	521	210	94.6%

Totals			386	923	391	101.3%
---------------	--	--	------------	------------	------------	---------------



	Total Filings with %
Custody Visitation (CV)	120 31%
Show Cause (SC)	49 13%
Civil Support (VS)	46 12%
Delinquency Misdemeanor (DM)	37 10%
Criminal Misdemeanor (CM)	31 8%
Others	103 27%
Total	386 100%

Special Case Activities

Emeraencv Protective Order	PE	1.0	15
Emeraencv Custodv Order	EC	0.0	0


Commonwealth of Virginia
Caseload Statistics of the J&DR District Courts

Franklin County

February 2016

	Filing Type	Hearings Per Case	Filings	Hearings	Concluded	Clearance Rate
Adult						
Protective Order - Non Family Abuse	AP	0.0	1	2	0	0%
Capias	CA	3.6	5	39	16	320%
Criminal Felony	CF	1.3	22	37	11	50%
Criminal Misdemeanor	CM	1.9	67	142	51	76%
Protective Order – Family Abuse	FP	2.6	4	9	5	125%
Motion - Modify Protective Order	MP	1.0	1	1	1	100%
Other	OT	1.0	1	1	1	100%
Remand Support	RS	1.0	3	3	3	100%
Show Cause	SC	3.4	37	107	33	89%
Restricted License - Support	SL	1.3	3	4	4	133%
Civil Support	VS	1.7	54	83	51	94%
Adult Total			198	428	176	88.9%
Juvenile						
Abuse or Neglect	AN	6.3	6	21	6	100%
Protective Order – Non Family Abuse	AP	2.0	1	2	1	100%
Child in Need of Services	CS	4.0	5	27	3	60%
Custody Visitation	CV	2.9	107	210	101	94%
Delinquency Felony	DF	3.0	8	22	4	50%
Delinquency Misdemeanor	DM	7.4	22	118	8	36%
Foster Care Review	FC	1.0	4	4	4	100%
Motion - Modify Protective Order	MP	0.0	2	2	0	0%
Permanency Planning	PH	1.0	3	3	2	67%
Paternity	PT	2.0	2	4	1	50%
Remand Custody	RC	1.0	5	5	5	100%
Remand Visitation	RV	1.0	5	5	5	100%
Status Offense	ST	5.0	1	7	4	400%
Traffic	T	1.8	11	21	8	73%
Termination of Parental Rights	TP	1.0	4	4	4	100%
Truancy/Runaway (Child in Need of Supervision)	TR	0.0	4	16	0	0%
Juvenile Total			190	471	156	82.1%
Totals			388	899	332	85.6%

New Cases



	Total Filings with %
Custody Visitation (CV)	107 28%
Criminal Misdemeanor (CM)	67 17%
Civil Support (VS)	54 14%
Show Cause (SC)	37 10%
Criminal Felony (CF)	22 6%
Others	101 26%
Total	388 100%

Special Case Activities

Emergency Protective Order	PE	1.0	23
Emergency Custody Order	EC	0.0	4
Non-Case	NC	1.0	1

**Commonwealth of Virginia
Caseload Statistics of the J&DR District Courts**

Franklin County

January 2016

	Filing Type	Hearings Per Case	Filings	Hearings	Concluded	Clearance Rate
Adult						
Capias	CA	2.6	13	35	13	100%
Criminal Felony	CF	1.8	18	33	19	106%
Criminal Misdemeanor	CM	2.3	65	129	58	89%
Protective Order – Family Abuse	FP	1.8	9	18	9	100%
Motion - Modifv Protective Order	MP	1.0	1	1	1	100%
Remand Support	RS	1.0	1	1	1	100%
Show Cause	SC	4.0	16	86	24	150%
Restricted License - Support	SL	0.0	1	1	0	0%
Civil Support	VS	1.7	33	56	34	103%
Adult Total			157	360	159	101.3%
Juvenile						
Abuse or Neglect	AN	4.4	2	17	11	550%
Child in Need of Services	CS	4.0	5	24	1	20%
Custody Visitation	CV	1.7	83	165	87	105%
Delinquency Felony	DF	4.0	1	13	2	200%
Delinquency Misdemeanor	DM	6.9	28	120	22	79%
Foster Care Review	FC	1.0	4	4	4	100%
Initial Foster Care Review	IF	1.0	3	3	3	100%
Permanency Planning	PH	1.0	3	3	3	100%
Paternity	PT	1.0	2	3	1	50%
Status Offense	ST	14.8	2	15	6	300%
Traffic	T	1.7	13	23	17	131%
Termination of Parental Rights	TP	0.0	0	2	0	0%
Truancy/Runaway (Child in Need of Supervision)	TR	3.0	6	23	7	117%
Juvenile Total			152	415	164	107.9%
Totals			309	775	323	104.5%



	Total Filings with %
Custody Visitation (CV)	83 27%
Criminal Misdemeanor (CM)	65 21%
Civil Support (VS)	33 11%
Delinquency Misdemeanor (DM)	28 9%
Criminal Felony (CF)	18 6%
Others	82 27%
Total	309 100%

Special Case Activities

Emergency Protective Order	PE	1.0	27
----------------------------	----	-----	----

Commonwealth of Virginia
Caseload Statistics of the J&DR District Courts

Frederick

December 2016

	Filing Type	Hearings Per Case	Filings	Hearings	Concluded	Clearance Rate
Adult						
Protective Order - Non Familv Abuse	AP	1.0	1	1	1	100%
Capias	CA	1.7	14	27	14	100%
Criminal Felony	CF	3.2	6	16	11	183%
Criminal Misdemeanor	CM	3.1	25	96	40	160%
Protective Order – Familv Abuse	FP	2.4	10	23	7	70%
Remand Support	RS	1.0	13	13	13	100%
Show Cause	SC	2.1	33	80	38	115%
Restricted License - Support	SL	1.0	3	3	2	67%
Civil Support	VS	1.8	50	85	46	92%
Adult Total			155	344	172	111.0%
Juvenile						
Abuse or Neglect	AN	3.0	6	9	2	33%
Protective Order – Non Familv Abuse	AP	2.0	0	1	1	0%
Child in Need of Services	CS	1.0	1	2	1	100%
Custody Visitation	CV	2.3	141	376	155	110%
Delinquency Felony	DF	2.0	2	22	2	100%
Delinquency Misdemeanor	DM	2.4	19	56	25	132%
Foster Care Review	FC	0.0	0	1	0	0%
Initial Foster Care Review	IF	1.0	1	2	1	100%
Permanency Planning	PH	1.0	4	11	4	100%
Paternity	PT	1.8	11	18	12	109%
Remand Custody	RC	1.0	19	19	19	100%
Child at Risk of Abuse or Neglect	RI	0.0	1	1	0	0%
Remand Visitation	RV	1.0	19	19	19	100%
Status Offense	ST	1.3	6	15	6	100%
Traffic	T	1.3	13	14	17	131%
Truancy/Runaway (Child in Need of Supervision)	TR	1.0	4	7	1	25%
Juvenile Total			247	573	265	107.3%
Totals			402	917	437	108.7%



	Total Filings with %
Custody Visitation (CV)	141 35%
Civil Support (VS)	50 12%
Show Cause (SC)	33 8%
Criminal Misdemeanor (CM)	25 6%
Delinquency Misdemeanor (DM)	19 5%
Others	134 33%
Total	402 100%

Special Case Activities

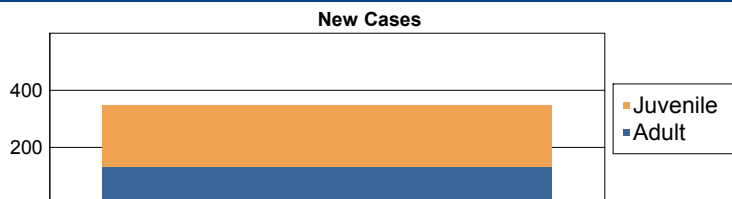
Emergency Protective Order	PE	1.0	29
Non-Case	NC	1.0	1

Commonwealth of Virginia
Caseload Statistics of the J&DR District Courts

Frederick

November 2016

	Filing Type	Hearings Per Case	Filings	Hearings	Concluded	Clearance Rate
Adult						
Capias	CA	4.2	5	26	16	320%
Criminal Felonv	CF	3.8	3	19	8	267%
Criminal Misdemeanor	CM	3.1	20	78	36	180%
Protective Order – Familv Abuse	FP	2.1	17	35	17	100%
Motion - Modifv Protective Order	MP	1.0	1	1	1	100%
Remand Support	RS	1.0	9	9	9	100%
Show Cause	SC	1.8	34	63	41	121%
Restricted License - Support	SL	1.0	2	2	2	100%
Civil Support	VS	2.0	40	82	54	135%
Adult Total			131	315	184	140.5%
Juvenile						
Abuse or Neglect	AN	0.0	3	7	0	0%
Protective Order – Non Familv Abuse	AP	3.0	1	5	2	200%
Custodv Visitation	CV	2.5	106	262	163	154%
Delinquencv Felonv	DF	3.0	4	8	3	75%
Delinquencv Misdemeanor	DM	2.9	20	55	15	75%
Foster Care Review	FC	1.0	2	2	2	100%
Motion - Modifv Protective Order	MP	1.0	2	2	2	100%
Permanencv Planning	PH	1.5	2	4	4	200%
Paternity	PT	1.8	6	9	5	83%
Remand Custodv	RC	1.0	22	22	22	100%
Remand Visitation	RV	1.0	22	22	22	100%
Show Cause	SC	1.0	1	1	1	100%
Status Offense	ST	1.3	4	5	3	75%
Traffic	T	1.5	14	14	11	79%
Termination of Parental Rihts	TP	1.0	4	4	4	100%
Truancv/Runawav (Child in Need of Supervision)	TR	1.0	2	2	1	50%
Juvenile Total			215	424	260	120.9%
Totals			346	739	444	128.3%



	Total Filings with %
Custody Visitation (CV)	106 31%
Civil Support (VS)	40 12%
Show Cause (SC)	35 10%
Remand Custody (RC)	22 6%
Remand Visitation (RV)	22 6%
Others	121 35%
Total	346 100%

Special Case Activities

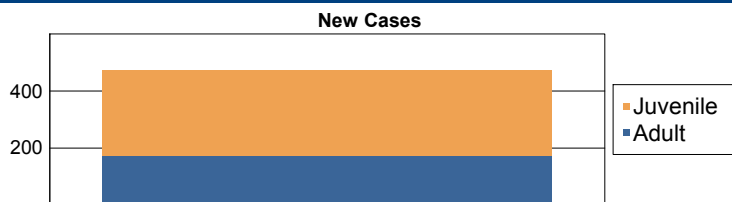
Emergency Protective Order	PE	1.0	31
Non-Case	NC	1.0	1

Commonwealth of Virginia
Caseload Statistics of the J&DR District Courts

Frederick

October 2016

	Filing Type	Hearings Per Case	Filings	Hearings	Concluded	Clearance Rate
Adult						
Capias	CA	1.8	9	21	10	111%
Criminal Felony	CF	2.0	13	22	4	31%
Criminal Misdemeanor	CM	3.0	38	95	34	89%
Protective Order – Family Abuse	FP	2.6	10	31	18	180%
Motion - Modify Protective Order	MP	4.0	0	1	1	0%
Remand Support	RS	1.0	15	15	15	100%
Show Cause	SC	1.8	36	62	26	72%
Restricted License - Support	SL	1.0	2	2	2	100%
Civil Support	VS	1.8	51	96	53	104%
Adult Total			174	345	163	93.7%
Juvenile						
Abuse or Neglect	AN	1.0	5	6	3	60%
Protective Order – Non Family Abuse	AP	0.0	2	2	0	0%
Relief of Custody	CR	1.0	2	2	2	100%
Child in Need of Services	CS	1.0	1	1	1	100%
Custody Visitation	CV	2.3	170	353	172	101%
Delinquency Felony	DF	3.3	11	20	3	27%
Delinquency Misdemeanor	DM	2.5	15	51	19	127%
Initial Foster Care Review	IF	1.0	1	1	1	100%
Motion - Modify Protective Order	MP	1.0	2	2	2	100%
Permanency Planning	PH	1.0	9	9	6	67%
Paternity	PT	1.7	5	10	3	60%
Remand Custody	RC	1.0	23	23	23	100%
Remand Visitation	RV	1.0	23	23	23	100%
Show Cause	SC	1.5	2	3	2	100%
Status Offense	ST	1.3	9	12	8	89%
Traffic	T	1.1	21	17	21	100%
Truancy/Runaway (Child in Need of Supervision)	TR	4.0	0	1	1	0%
Juvenile Total			301	536	290	96.3%
Totals			475	881	453	95.4%



	Total Filings with %
Custody Visitation (CV)	170 36%
Civil Support (VS)	51 11%
Criminal Misdemeanor (CM)	38 8%
Show Cause (SC)	38 8%
Remand Custody (RC)	23 5%
Others	155 33%
Total	475 100%

Special Case Activities


Emergency Protective Order	PE	1.0	30
Emergency Protective Order	PE	1.0	4
Temporary Detention Order	TD	1.0	2

Commonwealth of Virginia
Caseload Statistics of the J&DR District Courts

Frederick

September 2016

	Filing Type	Hearings Per Case	Filings	Hearings	Concluded	Clearance Rate
Adult						
Protective Order - Non Family Abuse	AP	4.0	0	1	1	0%
Capias	CA	2.0	6	19	7	117%
Criminal Felony	CF	2.5	5	8	2	40%
Criminal Misdemeanor	CM	2.3	35	80	25	71%
Protective Order – Family Abuse	FP	2.1	14	30	10	71%
Motion - Modify Protective Order	MP	0.0	0	1	0	0%
Remand Support	RS	1.0	6	6	6	100%
Show Cause	SC	2.5	31	69	48	155%
Restricted License - Support	SL	1.0	1	1	1	100%
Civil Support	VS	2.5	29	98	55	190%
Adult Total			127	313	155	122.0%
Juvenile						
Abuse or Neglect	AN	4.0	0	4	2	0%
Child in Need of Services	CS	4.5	1	4	2	200%
Custody Visitation	CV	2.7	104	282	126	121%
Delinquency Felony	DF	0.0	0	1	0	0%
Delinquency Misdemeanor	DM	2.7	9	42	14	156%
Initial Foster Care Review	IF	1.0	2	2	2	100%
Motion - Modify Protective Order	MP	1.0	3	3	3	100%
Permanency Planning	PH	1.0	6	6	6	100%
Paternity	PT	2.0	7	12	9	129%
Remand Custody	RC	1.0	15	15	15	100%
Remand Visitation	RV	1.0	15	15	15	100%
Status Offense	ST	1.0	2	2	1	50%
Traffic	T	1.1	21	15	20	95%
Truancy/Runaway (Child in Need of Supervision)	TR	2.0	0	1	1	0%
Juvenile Total			185	404	216	116.8%
Totals			312	717	371	118.9%



	Total Filings with %
Custody Visitation (CV)	104 33%
Criminal Misdemeanor (CM)	35 11%
Show Cause (SC)	31 10%
Civil Support (VS)	29 9%
Traffic (T)	21 7%
Others	92 29%
Total	312 100%

Special Case Activities

Non-Case	NC	1.0	1
Emergency Protective Order	PE	1.0	25
Emergency Custody Order	EC	1.0	2
Non-Case	NC	1.0	2

Commonwealth of Virginia
Caseload Statistics of the J&DR District Courts
August 2016

Frederick

	Filing Type	Hearings Per Case	Filings	Hearings	Concluded	Clearance Rate
Adult						
Protective Order - Non Family Abuse	AP	0.0	0	1	0	0%
Capias	CA	1.5	10	28	8	80%
Criminal Felony	CF	4.0	2	8	4	200%
Criminal Misdemeanor	CM	2.7	20	80	27	135%
Protective Order – Family Abuse	FP	2.2	19	44	22	116%
Motion - Modify Protective Order	MP	1.0	1	1	1	100%
Protective Order - Violation of Protective Order Conviction	PV	1.0	1	1	1	100%
Remand Support	RS	1.0	4	4	4	100%
Show Cause	SC	2.0	27	68	32	119%
Restricted License - Support	SL	1.0	2	2	2	100%
Civil Support	VS	1.7	54	107	51	94%
Adult Total			140	344	152	108.6%
Juvenile						
Abuse or Neglect	AN	3.0	3	11	6	200%
Protective Order – Non Family Abuse	AP	0.0	0	1	0	0%
Child in Need of Services	CS	1.3	4	5	4	100%
Custody Visitation	CV	2.0	159	385	166	104%
Delinquency Felony	DF	4.3	4	16	6	150%
Delinquency Misdemeanor	DM	3.3	23	85	32	139%
Entrustment Agreement	ET	1.0	4	4	4	100%
Foster Care Review	FC	1.0	1	1	1	100%
Initial Foster Care Review	IF	1.0	2	2	2	100%
Juvenile Support	JS	1.0	2	2	2	100%
Permanency Planning	PH	1.1	10	11	8	80%
Paternity	PT	1.2	26	33	27	104%
Remand Custody	RC	1.0	5	5	5	100%
Remand Visitation	RV	1.0	5	5	5	100%
Status Offense	ST	2.0	0	1	1	0%
Traffic	T	1.0	27	11	25	93%
Truancy/Runaway (Child in Need of Supervision)	TR	2.0	0	2	1	0%
Juvenile Total			275	580	295	107.3%
Totals			415	924	447	107.7%

New Cases



	Total Filings with %
Custody Visitation (CV)	159 38%
Civil Support (VS)	54 13%
Show Cause (SC)	27 7%
Traffic (T)	27 7%
Paternity (PT)	26 6%
Others	122 29%
Total	415 100%

Special Case Activities

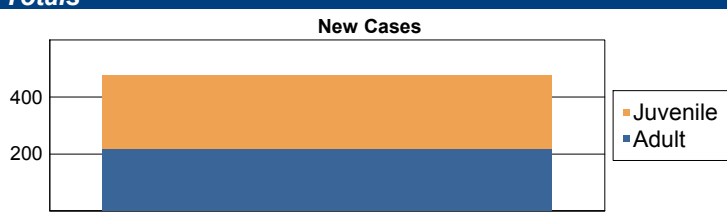
Emergency Protective Order	PE	1.0	38
Non-Case	NC	1.0	1

Commonwealth of Virginia
Caseload Statistics of the J&DR District Courts

Frederick

July 2016

	Filing Type	Hearings Per Case	Filings	Hearings	Concluded	Clearance Rate
Adult						
Protective Order - Non Family Abuse	AP	0.0	1	2	0	0%
Capias	CA	1.8	10	19	5	50%
Criminal Felony	CF	2.3	5	16	6	120%
Criminal Misdemeanor	CM	2.9	48	80	15	31%
Protective Order – Family Abuse	FP	1.7	26	45	18	69%
Motion - Modify Protective Order	MP	1.0	1	2	1	100%
Violation - Family Abuse Protective Order	PS	1.0	1	1	1	100%
Remand Support	RS	1.0	19	19	19	100%
Show Cause	SC	2.2	40	74	36	90%
Restricted License - Support	SL	1.5	1	2	2	200%
Civil Support	VS	2.1	66	116	50	76%
Adult Total			218	376	153	70.2%
Juvenile						
Abuse or Neglect	AN	2.0	4	6	2	50%
Protective Order – Non Family Abuse	AP	3.0	0	3	1	0%
Child in Need of Services	CS	0.0	1	1	0	0%
Custody Visitation	CV	2.6	153	327	137	90%
Delinquency Felony	DF	6.0	0	6	2	0%
Delinquency Misdemeanor	DM	2.7	15	45	19	127%
Entrustment Agreement	ET	1.0	2	2	2	100%
Foster Care Review	FC	1.0	2	2	2	100%
Initial Foster Care Review	IF	1.5	1	2	2	200%
Permanency Planning	PH	1.2	7	9	9	129%
Paternity	PT	2.5	5	16	10	200%
Remand Custody	RC	1.0	26	26	26	100%
Remand Visitation	RV	1.0	23	23	23	100%
Traffic	T	1.1	17	7	16	94%
Truancy/Runaway (Child in Need of Supervision)	TR	0.0	0	1	0	0%
Juvenile Total			256	476	251	98.0%
Totals			474	852	404	85.2%



	Total Filings with %
Custody Visitation (CV)	153 32%
Civil Support (VS)	66 14%
Criminal Misdemeanor (CM)	48 10%
Show Cause (SC)	40 8%
Protective Order – Family Abuse (FP)	26 5%
Others	141 30%
Total	474 100%

Special Case Activities

Emergency Protective Order	PE	1.0	34
Non-Case	NC	1.0	2
Temporary Detention Order	TD	1.0	4

**Commonwealth of Virginia
Caseload Statistics of the J&DR District Courts**

Frederick

June 2016

	Filing Type	Hearings Per Case	Filings	Hearings	Concluded	Clearance Rate
Adult						
Capias	CA	2.6	12	27	13	108%
Criminal Felony	CF	2.2	7	19	10	143%
Criminal Misdemeanor	CM	3.5	12	58	21	175%
Protective Order – Family Abuse	FP	2.5	13	32	15	115%
Remand Support	RS	1.0	2	2	2	100%
Show Cause	SC	2.1	45	100	54	120%
Restricted License - Support	SL	1.0	3	3	3	100%
Civil Support	VS	2.1	54	98	50	93%
Adult Total			148	339	168	113.5%
Juvenile						
Abuse or Neglect	AN	3.1	4	13	7	175%
Protective Order – Non Family Abuse	AP	0.0	1	2	0	0%
Child in Need of Services	CS	1.7	3	5	3	100%
Custody Visitation	CV	2.6	145	318	120	83%
Delinquency Felony	DF	5.1	4	29	20	500%
Delinquency Misdemeanor	DM	3.0	39	97	27	69%
Entrustment Agreement	ET	2.0	0	2	2	0%
Foster Care Review	FC	1.0	3	3	3	100%
Initial Foster Care Review	IF	1.0	3	3	3	100%
Juvenile Support	JS	1.0	1	1	1	100%
Permanency Planning	PH	1.3	8	9	9	113%
Paternity	PT	1.6	11	21	8	73%
Remand Custody	RC	1.0	4	4	4	100%
Remand Visitation	RV	1.0	4	4	4	100%
Show Cause	SC	2.0	2	3	1	50%
Status Offense	ST	2.3	7	9	6	86%
Traffic	T	1.3	14	11	16	114%
Termination of Parental Rights	TP	2.0	0	1	1	0%
Truancy/Runaway (Child in Need of Supervision)	TR	2.0	3	5	3	100%
Juvenile Total			256	540	238	93.0%
Totals			404	879	406	100.5%

New Cases



	Total Filings with %
Custody Visitation (CV)	145 36%
Civil Support (VS)	54 13%
Show Cause (SC)	47 12%
Delinquency Misdemeanor (DM)	39 10%
Traffic (T)	14 3%
Others	105 26%
Total	404 100%


Special Case Activities

Emergency Protective Order	PE	1.0	37
Emergency Custody Order	EC	1.0	2
Non-Case	NC	1.0	3

Commonwealth of Virginia
Caseload Statistics of the J&DR District Courts
 May 2016

Frederick

	Filing Type	Hearings Per Case	Filings	Hearings	Concluded	Clearance Rate
Adult						
Capias	CA	2.9	3	12	8	267%
Criminal Felonv	CF	4.2	11	32	12	109%
Criminal Misdemeanor	CM	3.1	20	92	42	210%
Protective Order – Familv Abuse	FP	2.1	17	42	19	112%
Motion - Modifv Protective Order	MP	1.0	3	3	2	67%
Other	OT	1.0	1	1	1	100%
Remand Support	RS	1.0	4	4	4	100%
Show Cause	SC	2.2	39	115	60	154%
Restricted License - Support	SL	1.0	4	4	4	100%
Civil Support	VS	1.7	50	95	61	122%
Adult Total			152	400	213	140.1%
Juvenile						
Abuse or Nealect	AN	0.0	0	10	0	0%
Protective Order – Non Familv Abuse	AP	4.0	1	3	1	100%
Custody Visitation	CV	2.0	99	278	111	112%
Delinquency Felonv	DF	2.3	1	27	4	400%
Delinquency Misdemeanor	DM	2.8	19	51	17	89%
Foster Care Review	FC	1.0	4	4	4	100%
Permanency Planning	PH	1.5	4	7	4	100%
Paternity	PT	1.5	2	8	4	200%
Remand Custody	RC	1.0	8	8	8	100%
Remand Visitation	RV	1.0	8	8	8	100%
Status Offense	ST	2.7	1	5	3	300%
Traffic	T	1.0	5	5	4	80%
Termination of Parental Rihts	TP	2.0	5	7	3	60%
Truancy/Runaway (Child in Need of Supervision)	TR	2.0	2	3	2	100%
Juvenile Total			159	424	173	108.8%
Totals			311	824	386	124.1%



	Total Filings with %
Custody Visitation (CV)	99 32%
Civil Support (VS)	50 16%
Show Cause (SC)	39 13%
Criminal Misdemeanor (CM)	20 6%
Delinquency Misdemeanor (DM)	19 6%
Others	84 27%
Total	311 100%

Special Case Activities

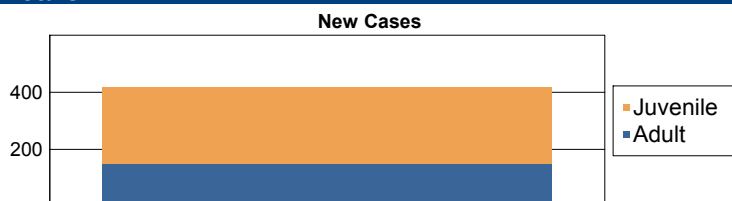
Emergency Protective Order	PE	1.0	19
Non-Case	NC	1.0	1
Temporary Detention Order	TD	1.0	4

Commonwealth of Virginia
Caseload Statistics of the J&DR District Courts

Frederick

April 2016

	Filing Type	Hearings Per Case	Filings	Hearings	Concluded	Clearance Rate
Adult						
Capias	CA	1.8	7	12	6	86%
Criminal Felony	CF	2.5	7	13	2	29%
Criminal Misdemeanor	CM	3.2	31	71	21	68%
Protective Order – Family Abuse	FP	1.9	16	29	9	56%
Other	OT	1.0	1	1	1	100%
Remand Support	RS	1.0	12	12	12	100%
Show Cause	SC	1.9	29	68	24	83%
Restricted License - Support	SL	1.0	4	4	4	100%
Civil Support	VS	2.0	41	86	44	107%
Adult Total			148	296	123	83.1%
Juvenile						
Abuse or Neglect	AN	5.0	6	10	2	33%
Protective Order – Non Family Abuse	AP	0.0	0	2	0	0%
Child in Need of Services	CS	3.0	0	2	1	0%
Custody Visitation	CV	2.2	159	319	153	96%
Delinquency Felony	DF	2.5	2	22	4	200%
Delinquency Misdemeanor	DM	3.3	12	33	8	67%
Foster Care Review	FC	1.0	6	6	6	100%
Initial Foster Care Review	IF	1.0	1	1	1	100%
Permanency Planning	PH	1.1	11	12	12	109%
Paternity	PT	2.0	12	19	10	83%
Remand Custody	RC	1.0	20	20	20	100%
Child at Risk of Abuse or Neglect	RI	4.0	0	1	1	0%
Remand Visitation	RV	1.0	18	18	18	100%
Status Offense	ST	1.5	4	6	4	100%
Traffic	T	1.1	16	7	15	94%
Truancy/Runaway (Child in Need of Supervision)	TR	2.0	1	3	1	100%
Juvenile Total			268	481	256	95.5%
Totals			416	777	379	91.1%



	Total Filings with %
Custody Visitation (CV)	159 38%
Civil Support (VS)	41 10%
Criminal Misdemeanor (CM)	31 7%
Show Cause (SC)	29 7%
Remand Custody (RC)	20 5%
Others	136 33%
Total	416 100%

Special Case Activities

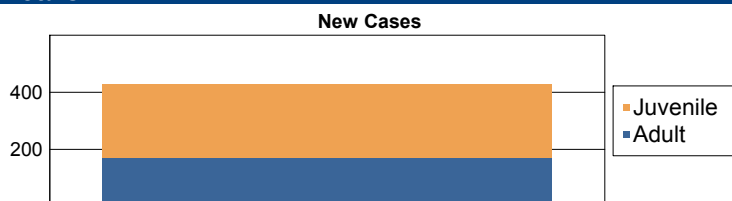
Non-Case	NC	1.0	1
Emergency Protective Order	PE	1.0	24
Emergency Custody Order	EC	1.0	2
Emergency Protective Order	PE	1.0	2
Temporary Detention Order	TD	1.0	4

Commonwealth of Virginia
Caseload Statistics of the J&DR District Courts

Frederick

March 2016

	Filing Type	Hearings Per Case	Filings	Hearings	Concluded	Clearance Rate
Adult						
Capias	CA	2.3	7	24	12	171%
Criminal Felony	CF	2.3	2	19	11	550%
Criminal Misdemeanor	CM	2.8	21	77	30	143%
Protective Order – Family Abuse	FP	2.0	13	25	14	108%
Restricted Driver's License	RL	1.0	1	1	1	100%
Remand Support	RS	1.0	19	19	19	100%
Show Cause	SC	2.4	55	96	33	60%
Restricted License - Support	SL	1.0	4	4	3	75%
Civil Support	VS	2.0	48	95	46	96%
Adult Total			170	360	169	99.4%
Juvenile						
Abuse or Neglect	AN	0.0	0	2	0	0%
Protective Order – Non Family Abuse	AP	0.0	1	1	0	0%
Custody Visitation	CV	2.2	114	275	122	107%
Delinquency Felony	DF	2.0	20	42	5	25%
Delinquency Misdemeanor	DM	2.0	23	55	17	74%
Entrustment Agreement	ET	0.0	2	2	0	0%
Foster Care Review	FC	2.0	0	1	1	0%
Initial Foster Care Review	IF	1.0	3	3	3	100%
Permanency Planning	PH	1.3	9	13	13	144%
Paternity	PT	2.2	6	16	12	200%
Remand Custody	RC	1.0	27	27	27	100%
Child at Risk of Abuse or Neglect	RI	0.0	0	1	0	0%
Remand Visitation	RV	1.0	25	25	25	100%
Status Offense	ST	1.0	5	9	4	80%
Traffic	T	1.3	16	16	21	131%
Truancy/Runaway (Child in Need of Supervision)	TR	1.0	6	6	4	67%
Juvenile Total			257	494	254	98.8%
Totals			427	854	423	99.1%



	Total Filings with %
Custody Visitation (CV)	114 27%
Show Cause (SC)	55 13%
Civil Support (VS)	48 11%
Remand Custody (RC)	27 6%
Remand Visitation (RV)	25 6%
Others	158 37%
Total	427 100%

Special Case Activities

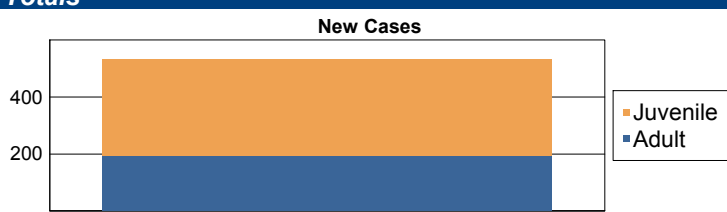
Emergency Protective Order	PE	1.0	22
Non-Case	NC	1.0	2
Emergency Protective Order	PE	1.0	4
Temporary Detention Order	TD	1.0	6

**Commonwealth of Virginia
Caseload Statistics of the J&DR District Courts**

Frederick

February 2016

	Filing Type	Hearings Per Case	Filings	Hearings	Concluded	Clearance Rate
Adult						
Cabias	CA	2.0	6	19	7	117%
Criminal Felonv	CF	2.7	10	20	3	30%
Criminal Misdemeanor	CM	3.3	24	92	36	150%
Protective Order – Family Abuse	FP	1.9	11	22	11	100%
Motion - Modifv Protective Order	MP	1.5	1	2	2	200%
Other	OT	1.0	1	1	1	100%
Remand Support	RS	1.0	15	15	15	100%
Show Cause	SC	1.9	48	80	35	73%
Restricted License - Support	SL	1.0	6	6	6	100%
Civil Support	VS	1.7	71	122	65	92%
Adult Total			193	379	181	93.8%
Juvenile						
Abuse or Nealect	AN	4.0	0	4	2	0%
Protective Order – Non Familv Abuse	AP	2.0	1	2	1	100%
Child in Need of Services	CS	3.5	0	3	2	0%
Custody Visitation	CV	2.0	214	409	194	91%
Delinquency Felonv	DF	5.0	8	33	14	175%
Delinquency Misdemeanor	DM	2.8	31	105	56	181%
Foster Care Review	FC	2.0	0	1	1	0%
Initial Foster Care Review	IF	1.0	2	2	2	100%
Permanency Plannina	PH	1.6	6	11	7	117%
Paternity	PT	2.0	7	13	7	100%
Remand Custody	RC	1.0	23	23	23	100%
Child at Risk of Abuse or Nealect	RI	0.0	1	2	0	0%
Remand Visitation	RV	1.0	20	20	20	100%
Status Offense	ST	1.3	4	5	4	100%
Traffic	T	1.3	22	16	23	105%
Truancy/Runaway (Child in Need of Supervision)	TR	2.0	0	2	2	0%
Juvenile Total			339	651	358	105.6%
Totals			532	1,030	539	101.3%



	Total Filings with %
Custody Visitation (CV)	214 40%
Civil Support (VS)	71 13%
Show Cause (SC)	48 9%
Delinquency Misdemeanor (DM)	31 6%
Criminal Misdemeanor (CM)	24 5%
Others	144 27%
Total	532 100%

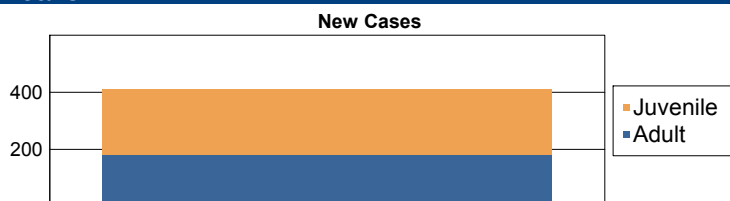
Special Case Activities

Emergency Protective Order	PE	1.0	12
Emergency Custody Order	EC	1.0	2
Non-Case	NC	3.0	0
Emergency Protective Order	PE	1.0	2

Commonwealth of Virginia
Caseload Statistics of the J&DR District Courts
January 2016

Frederick

	Filing Type	Hearings Per Case	Filings	Hearings	Concluded	Clearance Rate
Adult						
Cabias	CA	1.7	9	17	11	122%
Criminal Felonv	CF	2.5	5	15	2	40%
Criminal Misdemeanor	CM	2.9	33	77	15	45%
Protective Order – Family Abuse	FP	2.5	11	28	13	118%
Motion - Modifv Protective Order	MP	0.0	1	1	0	0%
Remand Support	RS	1.0	12	12	12	100%
Show Cause	SC	1.8	52	101	68	131%
Restricted License - Support	SL	1.0	1	1	1	100%
Civil Support	VS	1.9	59	117	69	117%
Adult Total			183	369	191	104.4%
Juvenile						
Abuse or Neglect	AN	4.0	2	7	1	50%
Child in Need of Services	CS	0.0	3	4	0	0%
Custody Visitation	CV	2.1	123	273	148	120%
Delinquency Felonv	DF	3.5	2	18	4	200%
Delinquency Misdemeanor	DM	2.6	20	55	20	100%
Entrustment Agreement	ET	2.0	0	2	2	0%
Foster Care Review	FC	1.0	5	5	3	60%
Initial Foster Care Review	IF	1.0	3	3	3	100%
Permanency Planning	PH	1.0	10	10	1	10%
Paternity	PT	1.8	8	12	4	50%
Remand Custody	RC	1.0	14	14	14	100%
Remand Visitation	RV	1.0	11	11	11	100%
Status Offense	ST	0.0	2	4	0	0%
Traffic	T	1.0	19	12	11	58%
Termination of Parental Rights	TP	1.0	2	2	2	100%
Truancy/Runaway (Child in Need of Supervision)	TR	1.7	4	5	3	75%
Juvenile Total			228	437	227	99.6%
Totals			411	806	418	101.7%



	Total Filings with %
Custody Visitation (CV)	123 30%
Civil Support (VS)	59 14%
Show Cause (SC)	52 13%
Criminal Misdemeanor (CM)	33 8%
Delinquency Misdemeanor (DM)	20 5%
Others	124 30%
Total	411 100%

Special Case Activities

Emergency Protective Order	PE	1.0	24
Temporary Detention Order	TD	1.0	4

Commonwealth of Virginia
Caseload Statistics of the J&DR District Courts

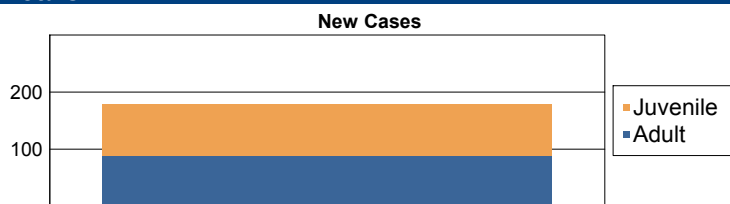
Fredericksburg

December 2016

	Filing Type	Hearings Per Case	Filings	Hearings	Concluded	Clearance Rate
Adult						
Protective Order - Non Family Abuse	AP	0.0	0	1	0	0%
Capias	CA	1.4	20	38	24	120%
Criminal Felony	CF	3.4	14	32	12	86%
Criminal Misdemeanor	CM	2.9	12	62	29	242%
Protective Order – Family Abuse	FP	2.6	8	17	9	113%
Other	OT	1.0	1	1	1	100%
Show Cause	SC	3.0	16	59	28	175%
Restricted License - Support	SL	1.0	1	1	1	100%
Civil Support	VS	1.9	17	35	18	106%
Adult Total			89	246	122	137.1%

Juvenile						
Abuse or Neglect	AN	3.8	5	17	5	100%
Capias	CA	1.0	1	1	1	100%
Relief of Custody	CR	1.0	2	2	2	100%
Child in Need of Services	CS	0.0	0	2	0	0%
Custody Visitation	CV	2.8	51	113	52	102%
Delinquency Felony	DF	13.2	2	19	5	250%
Delinquency Misdemeanor	DM	14.7	4	47	15	375%
Foster Care Review	FC	1.0	1	1	1	100%
Initial Foster Care Review	IF	1.0	5	5	5	100%
Paternity	PT	1.0	12	16	11	92%
Show Cause	SC	2.0	0	6	6	0%
Status Offense	ST	4.0	1	2	1	100%
Traffic	T	6.1	6	17	7	117%
Juvenile Total			90	248	111	123.3%

Totals			179	494	233	130.2%
---------------	--	--	------------	------------	------------	---------------



	Total Filings with %
Custody Visitation (CV)	51 28%
Capias (CA)	21 12%
Civil Support (VS)	17 9%
Show Cause (SC)	16 9%
Criminal Felony (CF)	14 8%
Others	60 34%
Total	179 100%

Special Case Activities

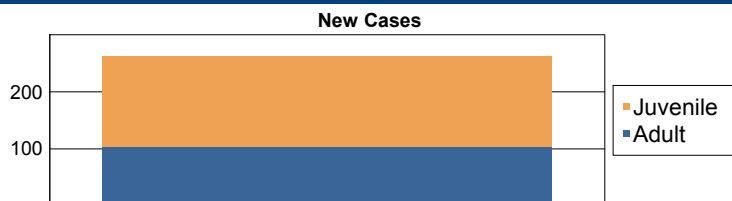
Emergency Protective Order	PE	1.0	12
Emergency Custody Order	EC	1.0	10
Mental Commitment	MC	1.0	7

Commonwealth of Virginia
Caseload Statistics of the J&DR District Courts

Fredericksburg

November 2016

	Filing Type	Hearings Per Case	Filings	Hearings	Concluded	Clearance Rate
Adult						
Protective Order - Non Family Abuse	AP	3.0	0	3	1	0%
Capias	CA	2.0	11	23	5	45%
Criminal Felony	CF	3.1	12	43	15	125%
Criminal Misdemeanor	CM	2.6	33	84	19	58%
Protective Order – Family Abuse	FP	2.9	9	25	12	133%
Motion - Modify Protective Order	MP	1.5	2	3	2	100%
Other	OT	1.0	1	1	1	100%
Violation - Family Abuse Protective Order	PS	1.0	1	1	1	100%
Show Cause	SC	3.3	14	48	14	100%
Restricted License - Support	SL	2.0	0	1	1	0%
Civil Support	VS	1.8	21	46	19	90%
Adult Total			104	278	90	86.5%
Juvenile						
Abuse or Neglect	AN	3.6	2	15	7	350%
Relief of Custody	CR	0.0	1	1	0	0%
Child in Need of Services	CS	0.0	0	2	0	0%
Custody Visitation	CV	1.5	97	172	71	73%
Delinquency Felony	DF	4.7	7	20	3	43%
Delinquency Misdemeanor	DM	2.6	11	57	12	109%
Entrustment Agreement	ET	2.0	0	1	1	0%
Foster Care Review	FC	1.0	1	1	1	100%
Initial Foster Care Review	IF	1.0	5	5	5	100%
Paternity	PT	1.0	22	23	8	36%
Show Cause	SC	0.0	7	7	0	0%
Traffic	T	1.8	6	9	5	83%
Juvenile Total			159	313	113	71.1%
Totals			263	591	203	77.2%



	Total Filings with %
Custody Visitation (CV)	97 37%
Criminal Misdemeanor (CM)	33 13%
Paternity (PT)	22 8%
Civil Support (VS)	21 8%
Show Cause (SC)	21 8%
Others	69 26%
Total	263 100%

Special Case Activities

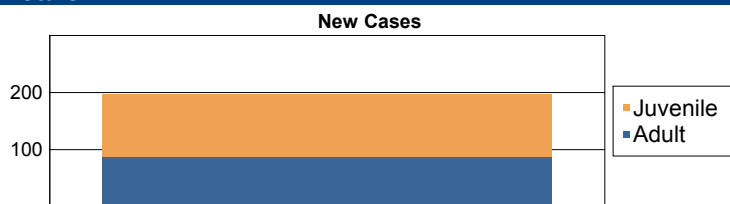
Non-Case	NC	1.0	5
Emergency Protective Order	PE	1.0	21
Mental Commitment	MC	1.0	5
Non-Case	NC	0.0	2

Commonwealth of Virginia
Caseload Statistics of the J&DR District Courts

Fredericksburg

October 2016

	Filing Type	Hearings Per Case	Filings	Hearings	Concluded	Clearance Rate
Adult						
Protective Order - Non Family Abuse	AP	0.0	2	2	0	0%
Capias	CA	2.9	5	19	11	220%
Criminal Felony	CF	2.0	8	24	1	13%
Criminal Misdemeanor	CM	3.3	21	81	26	124%
Protective Order – Family Abuse	FP	2.3	4	14	6	150%
Motion - Modify Protective Order	MP	1.0	1	1	1	100%
Protective Order - Violation of Protective Order Conviction	PV	1.0	2	2	2	100%
Show Cause	SC	3.4	15	62	21	140%
Restricted License - Support	SL	1.0	2	2	1	50%
Civil Support	VS	1.9	27	55	29	107%
Adult Total			87	262	98	112.6%
Juvenile						
Abuse or Neglect	AN	0.0	5	16	0	0%
Capias	CA	0.0	1	1	0	0%
Child in Need of Services	CS	0.0	0	5	0	0%
Custody Visitation	CV	2.0	75	135	91	121%
Delinquency Felony	DF	2.0	2	21	3	150%
Delinquency Misdemeanor	DM	3.8	6	80	6	100%
Foster Care Review	FC	1.0	2	2	2	100%
Permanency Planning	PH	1.5	2	4	4	200%
Paternity	PT	2.0	3	4	2	67%
Remand Custody	RC	1.0	2	2	2	100%
Remand Visitation	RV	1.0	2	2	2	100%
Show Cause	SC	4.0	0	8	1	0%
Traffic	T	2.7	3	8	3	100%
Termination of Parental Rights	TP	1.3	6	8	8	133%
Juvenile Total			109	296	124	113.8%
Totals			196	558	222	113.3%



	Total Filings with %
Custody Visitation (CV)	75 38%
Civil Support (VS)	27 14%
Criminal Misdemeanor (CM)	21 11%
Show Cause (SC)	15 8%
Criminal Felony (CF)	8 4%
Others	50 26%
Total	196 100%

Special Case Activities

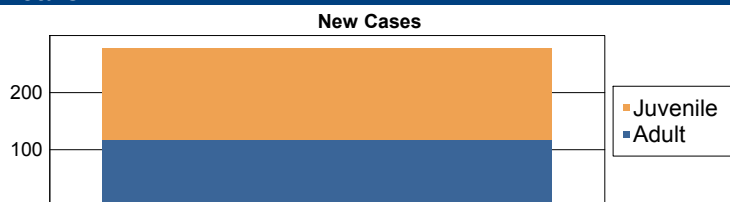
Non-Case	NC	0.0	4
Emergency Protective Order	PE	1.0	17
Non-Case	NC	1.4	3
Emergency Protective Order	PE	1.0	2

Commonwealth of Virginia
Caseload Statistics of the J&DR District Courts

Fredericksburg

September 2016

	Filing Type	Hearings Per Case	Filings	Hearings	Concluded	Clearance Rate
Adult						
Capias	CA	2.5	12	24	6	50%
Criminal Felonv	CF	3.0	18	32	5	28%
Criminal Misdemeanor	CM	3.1	31	77	19	61%
Protective Order – Family Abuse	FP	1.8	9	16	5	56%
Motion - Modifv Protective Order	MP	1.0	3	3	3	100%
Show Cause	SC	3.5	17	55	13	76%
Restricted License - Support	SL	1.0	2	2	2	100%
Civil Support	VS	1.8	26	37	9	35%
Adult Total			118	246	62	52.5%
Juvenile						
Abuse or Neglect	AN	0.0	6	11	0	0%
Child in Need of Services	CS	0.0	0	2	0	0%
Custody Visitation	CV	2.0	127	188	94	74%
Delinquency Felonv	DF	0.0	2	11	0	0%
Delinquency Misdemeanor	DM	2.9	12	63	7	58%
Foster Care Review	FC	2.0	0	2	2	0%
Permanency Planning	PH	0.0	2	2	0	0%
Paternity	PT	3.3	0	3	3	0%
Show Cause	SC	2.0	0	4	2	0%
Status Offense	ST	0.0	0	1	0	0%
Traffic	T	1.0	6	9	1	17%
Termination of Parental Rights	TP	1.0	6	6	4	67%
Juvenile Total			161	302	113	70.2%
Totals			279	548	175	62.7%



	Total Filings with %
Custody Visitation (CV)	127 46%
Criminal Misdemeanor (CM)	31 11%
Civil Support (VS)	26 9%
Criminal Felony (CF)	18 6%
Show Cause (SC)	17 6%
Others	60 22%
Total	279 100%

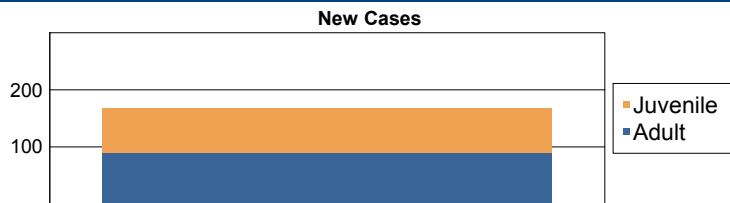
Special Case Activities

Emergency Protective Order	PE	1.0	23
Mental Commitment	MC	1.0	3
Non-Case	NC	3.0	0

Commonwealth of Virginia
Caseload Statistics of the J&DR District Courts
August 2016

Fredericksburg

	Filing Type	Hearings Per Case	Filings	Hearings	Concluded	Clearance Rate
Adult						
Capias	CA	1.8	8	19	5	63%
Criminal Felonv	CF	3.7	7	21	10	143%
Criminal Misdemeanor	CM	2.9	31	79	18	58%
Protective Order – Family Abuse	FP	2.0	7	16	5	71%
Remand Support	RS	1.0	2	2	2	100%
Show Cause	SC	2.5	19	56	14	74%
Restricted License - Support	SL	2.0	0	1	1	0%
Civil Support	VS	2.7	16	42	26	163%
Adult Total			90	236	81	90.0%
Juvenile						
Abuse or Neglect	AN	3.0	1	3	1	100%
Child in Need of Services	CS	2.0	0	5	1	0%
Custody Visitation	CV	2.8	49	168	105	214%
Delinquency Felonv	DF	4.8	2	31	6	300%
Delinquency Misdemeanor	DM	5.4	5	72	7	140%
Foster Care Review	FC	1.0	1	1	1	100%
Initial Foster Care Review	IF	1.0	1	1	1	100%
Permanency Planning	PH	1.0	2	2	2	100%
Paternity	PT	3.5	1	7	4	400%
Remand Custody	RC	1.0	2	2	2	100%
Remand Visitation	RV	1.0	2	2	2	100%
Show Cause	SC	2.0	3	5	2	67%
Status Offense	ST	3.5	1	3	2	200%
Traffic	T	2.0	5	16	7	140%
Termination of Parental Rights	TP	1.0	2	2	2	100%
Juvenile Total			77	320	145	188.3%
Totals			167	556	226	135.3%



	Total Filings with %
Custody Visitation (CV)	49 29%
Criminal Misdemeanor (CM)	31 19%
Show Cause (SC)	22 13%
Civil Support (VS)	16 10%
Capias (CA)	8 5%
Others	41 25%
Total	167 100%

Special Case Activities

Emergency Protective Order	PE	1.0	26
Emergency Custody Order	EC	1.0	2
Mental Commitment	MC	1.0	2
Non-Case	NC	0.0	3

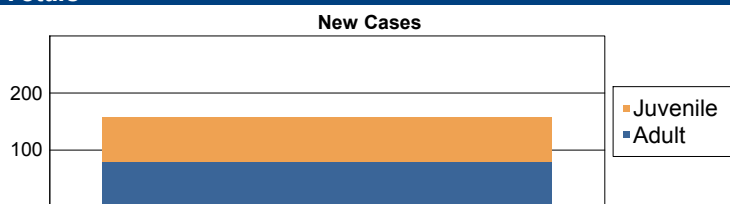
Commonwealth of Virginia
Caseload Statistics of the J&DR District Courts
July 2016

Fredericksburg

	Filing Type	Hearings Per Case	Filings	Hearings	Concluded	Clearance Rate
Adult						
Capias	CA	2.0	6	12	6	100%
Criminal Felony	CF	3.2	6	15	5	83%
Criminal Misdemeanor	CM	2.8	20	64	32	160%
Protective Order – Family Abuse	FP	2.1	7	16	8	114%
Motion - Modifv Protective Order	MP	1.0	1	1	1	100%
Protective Order – Stalking/Acts of Violence	PC	3.0	0	2	1	0%
Protective Order - Violation of Protective Order Conviction	PV	1.0	3	3	3	100%
Remand Support	RS	1.0	1	1	1	100%
Show Cause	SC	3.2	13	46	15	115%
Restricted License - Support	SL	0.0	1	1	0	0%
Civil Support	VS	2.1	21	44	23	110%
Adult Total			79	205	95	120.3%

Juvenile						
Abuse or Neglect	AN	3.5	1	4	2	200%
Child in Need of Services	CS	0.0	0	4	0	0%
Custody Visitation	CV	3.3	41	115	61	149%
Delinquency Felony	DF	4.4	9	47	9	100%
Delinquency Misdemeanor	DM	3.0	13	89	6	46%
Initial Foster Care Review	IF	1.0	1	1	1	100%
Permanency Planning	PH	2.0	1	2	2	200%
Paternity	PT	6.0	2	3	1	50%
Remand Custody	RC	1.0	2	2	2	100%
Remand Visitation	RV	1.0	2	2	2	100%
Show Cause	SC	0.0	1	1	0	0%
Status Offense	ST	0.0	0	1	0	0%
Traffic	T	1.6	5	13	7	140%
Termination of Parental Rights	TP	2.0	0	2	2	0%
Truancy/Runaway (Child in Need of Supervision)	TR	6.0	0	1	1	0%
Juvenile Total			78	287	96	123.1%

Totals			157	492	191	121.7%
---------------	--	--	------------	------------	------------	---------------



	Total Filings with %
Custody Visitation (CV)	41 26%
Civil Support (VS)	21 13%
Criminal Misdemeanor (CM)	20 13%
Show Cause (SC)	14 9%
Delinquency Misdemeanor (DM)	13 8%
Others	48 31%
Total	157 100%

Special Case Activities

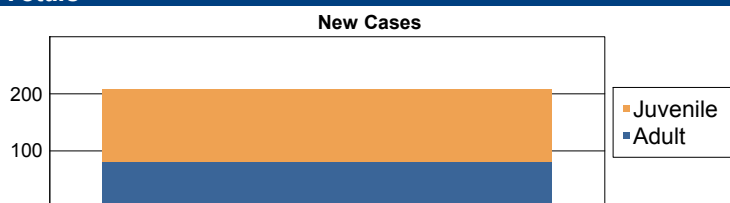
Emergency Protective Order	PE	1.0	18
Mental Commitment	MC	1.0	2

Commonwealth of Virginia
Caseload Statistics of the J&DR District Courts

Fredericksburg

June 2016

	Filing Type	Hearings Per Case	Filings	Hearings	Concluded	Clearance Rate
Adult						
Capias	CA	3.1	9	24	9	100%
Criminal Felony	CF	2.7	5	20	3	60%
Criminal Misdemeanor	CM	3.3	22	93	29	132%
Protective Order – Family Abuse	FP	2.3	4	14	7	175%
Motion - Modifv Protective Order	MP	1.0	2	2	2	100%
Protective Order – Stalking/Acts of Violence	PC	0.0	1	1	0	0%
Protective Order - Violation of Protective Order Conviction	PV	1.0	3	3	3	100%
Show Cause	SC	3.9	23	61	18	78%
Restricted License - Support	SL	1.0	1	1	1	100%
Civil Support	VS	2.8	11	35	20	182%
Adult Total			81	254	92	113.6%
Juvenile						
Abuse or Neglect	AN	2.3	2	6	3	150%
Child in Need of Services	CS	0.0	2	3	0	0%
Custody Visitation	CV	1.8	89	168	80	90%
Delinquency Felony	DF	5.2	2	43	5	250%
Delinquency Misdemeanor	DM	3.5	8	83	15	188%
Foster Care Review	FC	1.0	4	4	2	50%
Initial Foster Care Review	IF	1.0	2	2	2	100%
Permanency Planning	PH	5.0	0	2	1	0%
Paternity	PT	3.0	1	3	1	100%
Show Cause	SC	2.0	0	4	1	0%
Status Offense	ST	0.0	0	1	0	0%
Traffic	T	2.2	15	27	12	80%
Termination of Parental Rights	TP	0.0	2	2	0	0%
Juvenile Total			127	348	122	96.1%
Totals			208	602	214	102.9%



	Total Filings with %
Custody Visitation (CV)	89 43%
Show Cause (SC)	23 11%
Criminal Misdemeanor (CM)	22 11%
Traffic (T)	15 7%
Civil Support (VS)	11 5%
Others	48 23%
Total	208 100%

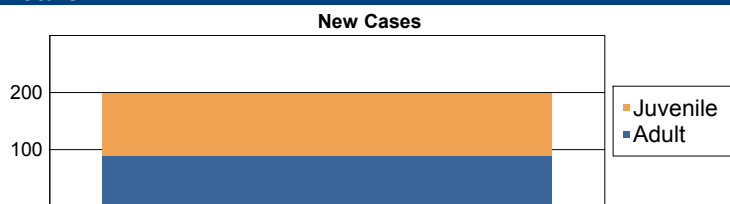
Special Case Activities

Emergency Protective Order	PE	1.0	12
Emergency Custody Order	EC	1.0	2
Mental Commitment	MC	1.0	4
Non-Case	NC	2.0	0
Temporary Detention Order	TD	1.0	2

Commonwealth of Virginia
Caseload Statistics of the J&DR District Courts
 May 2016

Fredericksburg

	Filing Type	Hearings Per Case	Filings	Hearings	Concluded	Clearance Rate
Adult						
Cabias	CA	2.8	3	9	6	200%
Criminal Felonv	CF	3.0	4	13	3	75%
Criminal Misdemeanor	CM	2.9	28	72	20	71%
Protective Order – Family Abuse	FP	1.9	12	20	8	67%
Motion - Modifv Protective Order	MP	1.0	5	5	5	100%
Protective Order - Violation of Protective Order Conviction	PV	1.0	2	2	2	100%
Remand Support	RS	1.0	1	1	1	100%
Show Cause	SC	2.9	9	40	20	222%
Civil Support	VS	2.3	25	53	28	112%
Adult Total			89	215	93	104.5%
Juvenile						
Abuse or Neglect	AN	5.0	3	7	1	33%
Child in Need of Services	CS	0.0	0	1	0	0%
Custodv Visitation	CV	1.8	75	158	86	115%
Delinquency Felonv	DF	7.0	7	39	2	29%
Delinquency Misdemeanor	DM	3.7	7	86	7	100%
Entrustment Aareement	ET	0.0	1	1	0	0%
Permanency Planning	PH	2.3	2	5	4	200%
Paternity	PT	2.3	2	9	7	350%
Remand Custodv	RC	1.0	2	2	2	100%
Remand Visitation	RV	1.0	2	2	2	100%
Show Cause	SC	1.0	3	4	1	33%
Status Offense	ST	0.0	2	2	0	0%
Traffic	T	1.5	2	6	2	100%
Termination of Parental Rihts	TP	2.8	2	5	5	250%
Truancy/Runaway (Child in Need of Supervision)	TR	0.0	0	1	0	0%
Juvenile Total			110	328	119	108.2%
Totals			199	543	212	106.5%



	Total Filings with %
Custody Visitation (CV)	75 38%
Criminal Misdemeanor (CM)	28 14%
Civil Support (VS)	25 13%
Protective Order – Family Abuse (FP)	12 6%
Show Cause (SC)	12 6%
Others	47 24%
Total	199 100%

Special Case Activities

Emeraency Protective Order	PE	1.0	25
Emeraency Custodv Order	EC	1.0	2
Mental Commitment	MC	1.0	2


Commonwealth of Virginia
Caseload Statistics of the J&DR District Courts

Fredericksburg

April 2016

	Filing Type	Hearings Per Case	Filings	Hearings	Concluded	Clearance Rate
Adult						
Capias	CA	1.7	6	10	3	50%
Criminal Felonv	CF	3.4	2	11	5	250%
Criminal Misdemeanor	CM	3.1	23	57	18	78%
Protective Order – Family Abuse	FP	2.1	7	14	7	100%
Motion - Modifv Protective Order	MP	1.0	1	1	1	100%
Protective Order - Violation of Protective Order Conviction	PV	1.0	2	2	2	100%
Show Cause	SC	2.5	24	61	21	88%
Restricted License - Support	SL	1.0	3	3	3	100%
Civil Support	VS	1.5	16	42	17	106%
Adult Total			84	201	77	91.7%
Juvenile						
Abuse or Neglect	AN	5.0	0	2	1	0%
Custody Visitation	CV	1.9	61	157	50	82%
Delinquency Felonv	DF	18.9	7	55	9	129%
Delinquency Misdemeanor	DM	20.5	15	104	11	73%
Foster Care Review	FC	1.0	3	3	3	100%
Permanency Planning	PH	2.0	0	2	2	0%
Paternity	PT	2.3	1	7	3	300%
Child at Risk of Abuse or Neglect	RI	3.0	0	1	1	0%
Show Cause	SC	0.0	3	3	0	0%
Status Offense	ST	0.0	0	1	0	0%
Traffic	T	2.8	4	14	9	225%
Juvenile Total			94	349	89	94.7%
Totals			178	550	166	93.3%

New Cases



	Total Filings with %
Custody Visitation (CV)	61 34%
Show Cause (SC)	27 15%
Criminal Misdemeanor (CM)	23 13%
Civil Support (VS)	16 9%
Delinquency Misdemeanor (DM)	15 8%
Others	36 20%
Total	178 100%

Special Case Activities

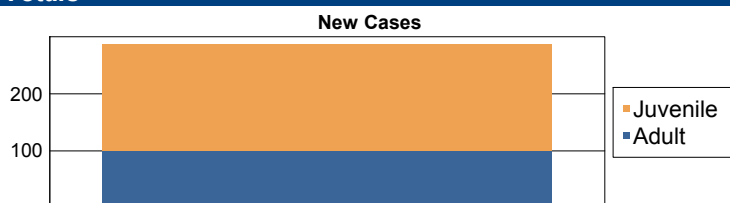
Non-Case	NC	1.0	1
Emergency Protective Order	PE	1.0	15
Mental Commitment	MC	1.5	1

Commonwealth of Virginia
Caseload Statistics of the J&DR District Courts

Fredericksburg

March 2016

	Filing Type	Hearings Per Case	Filings	Hearings	Concluded	Clearance Rate
Adult						
Capias	CA	3.0	4	16	2	50%
Criminal Felonv	CF	3.0	7	20	4	57%
Criminal Misdemeanor	CM	3.0	28	78	23	82%
Protective Order – Family Abuse	FP	2.0	6	13	6	100%
Motion - Modifv Protective Order	MP	1.0	1	1	1	100%
Protective Order - Violation of Protective Order Conviction	PV	1.0	1	1	1	100%
Show Cause	SC	2.9	22	72	24	109%
Restricted License - Support	SL	1.0	4	4	4	100%
Civil Support	VS	2.4	27	55	25	93%
Adult Total			100	260	90	90.0%
Juvenile						
Abuse or Nealect	AN	4.2	2	10	6	300%
Child in Need of Services	CS	0.0	0	2	0	0%
Custodv Visitation	CV	1.8	135	236	131	97%
Delinquencv Felonv	DF	2.0	6	64	4	67%
Delinquencv Misdemeanor	DM	3.9	12	131	10	83%
Foster Care Review	FC	1.0	2	2	2	100%
Motion - Modifv Protective Order	MP	1.0	4	4	4	100%
Protective Order – Stalking/Acts of Violence	PC	2.0	0	1	1	0%
Permanencv Planning	PH	1.0	1	1	1	100%
Paternity	PT	1.8	13	23	16	123%
Child at Risk of Abuse or Nealect	RI	5.0	0	2	1	0%
Show Cause	SC	1.0	8	8	1	13%
Status Offense	ST	8.0	0	2	1	0%
Traffic	T	1.8	4	12	6	150%
Juvenile Total			187	498	184	98.4%
Totals			287	758	274	95.5%



	Total Filings with %
Custody Visitation (CV)	135 47%
Show Cause (SC)	30 10%
Criminal Misdemeanor (CM)	28 10%
Civil Support (VS)	27 9%
Paternity (PT)	13 5%
Others	54 19%
Total	287 100%

Special Case Activities

Emeraencv Protective Order	PE	1.0	25
Mental Commitment	MC	1.0	3
Non-Case	NC	1.0	3

Commonwealth of Virginia
Caseload Statistics of the J&DR District Courts

Fredericksburg

February 2016

	Filing Type	Hearings Per Case	Filings	Hearings	Concluded	Clearance Rate
Adult						
Capias	CA	2.5	3	10	2	67%
Criminal Felonv	CF	3.0	4	18	8	200%
Criminal Misdemeanor	CM	3.5	10	47	10	100%
Protective Order – Family Abuse	FP	3.3	5	10	3	60%
Motion - Modifv Protective Order	MP	1.0	2	2	2	100%
Remand Support	RS	1.0	2	2	2	100%
Show Cause	SC	1.7	24	57	14	58%
Restricted License - Support	SL	1.0	3	3	3	100%
Civil Support	VS	1.8	17	50	27	159%
Adult Total			70	199	71	101.4%
Juvenile						
Abuse or Nealect	AN	0.0	1	1	0	0%
Child in Need of Services	CS	0.0	1	2	0	0%
Custodv Visitation	CV	2.0	56	132	72	129%
Delinquency Felonv	DF	0.0	6	36	0	0%
Delinquency Misdemeanor	DM	2.8	23	97	6	26%
Foster Care Review	FC	1.5	1	2	2	200%
Protective Order – Stalking/Acts of Violence	PC	0.0	1	1	0	0%
Paternity	PT	1.8	8	18	6	75%
Child at Risk of Abuse or Nealect	RI	0.0	0	1	0	0%
Status Offense	ST	0.0	0	2	0	0%
Traffic	T	2.0	8	16	9	113%
Juvenile Total			105	308	95	90.5%
Totals			175	507	166	94.9%

New Cases



	Total Filings with %
Custody Visitation (CV)	56 32%
Show Cause (SC)	24 14%
Delinquency Misdemeanor (DM)	23 13%
Civil Support (VS)	17 10%
Criminal Misdemeanor (CM)	10 6%
Others	45 26%
Total	175 100%

Special Case Activities


Emeraency Protective Order	PE	1.0	15
Mental Commitment	MC	1.0	3
Non-Case	NC	1.0	1

**Commonwealth of Virginia
Caseload Statistics of the J&DR District Courts**

Fredericksburg

January 2016

	Filing Type	Hearings Per Case	Filings	Hearings	Concluded	Clearance Rate
Adult						
Capias	CA	4.0	3	17	9	300%
Criminal Felony	CF	3.0	7	22	8	114%
Criminal Misdemeanor	CM	3.0	11	52	18	164%
Protective Order – Family Abuse	FP	2.7	3	9	6	200%
Protective Order – Stalking/Acts of Violence	PC	2.0	1	2	1	100%
Protective Order - Violation of Protective Order Conviction	PV	1.0	1	1	1	100%
Show Cause	SC	2.4	17	59	24	141%
Restricted License - Support	SL	1.5	2	3	2	100%
Civil Support	VS	1.8	20	50	26	130%
Adult Total			65	215	95	146.2%
Juvenile						
Abuse or Neglect	AN	4.2	0	5	5	0%
Capias	CA	1.0	1	1	1	100%
Child in Need of Services	CS	0.0	0	1	0	0%
Custody Visitation	CV	2.1	84	172	60	71%
Delinquency Felony	DF	4.0	5	37	1	20%
Delinquency Misdemeanor	DM	8.9	16	88	20	125%
Entrustment Agreement	ET	2.0	1	2	2	200%
Foster Care Review	FC	1.5	1	2	2	200%
Initial Foster Care Review	IF	1.0	5	5	5	100%
Permanency Planning	PH	2.0	1	3	1	100%
Paternity	PT	1.5	3	8	2	67%
Child at Risk of Abuse or Neglect	RI	0.0	1	2	0	0%
Status Offense	ST	0.0	1	1	0	0%
Traffic	T	1.8	5	15	8	160%
Termination of Parental Rights	TP	2.0	2	6	3	150%
Truancy/Runaway (Child in Need of Supervision)	TR	0.0	0	1	0	0%
Juvenile Total			126	349	110	87.3%
Totals			191	564	205	107.3%



	Total Filings with %
Custody Visitation (CV)	84 44%
Civil Support (VS)	20 10%
Show Cause (SC)	17 9%
Delinquency Misdemeanor (DM)	16 8%
Criminal Misdemeanor (CM)	11 6%
Others	43 23%
Total	191 100%

Special Case Activities

Emergency Protective Order	PE	1.1	10
Mental Commitment	MC	1.0	1
Non-Case	NC	1.3	2

Commonwealth of Virginia
Caseload Statistics of the J&DR District Courts

Galax

December 2016

	Filing Type	Hearings Per Case	Filings	Hearings	Concluded	Clearance Rate
Adult						
Capias	CA	3.3	1	5	3	300%
Criminal Felony	CF	2.3	1	7	3	300%
Criminal Misdemeanor	CM	3.5	14	27	6	43%
Protective Order – Family Abuse	FP	0.0	2	5	0	0%
Show Cause	SC	2.8	3	19	12	400%
Civil Support	VS	2.4	7	12	11	157%
Adult Total			28	75	35	125.0%
Juvenile						
Protective Order – Non Family Abuse	AP	2.0	1	2	1	100%
Child in Need of Services	CS	0.0	0	2	0	0%
Custody Visitation	CV	1.8	12	30	22	183%
Delinquency Felony	DF	0.0	0	4	0	0%
Delinquency Misdemeanor	DM	0.0	3	7	0	0%
Foster Care Review	FC	0.0	3	3	0	0%
Initial Foster Care Review	IF	1.0	1	1	1	100%
Paternity	PT	0.0	0	2	0	0%
Remand Custody	RC	1.0	2	2	2	100%
Status Offense	ST	3.0	1	6	1	100%
Traffic	T	2.0	2	5	2	100%
Truancy/Runaway (Child in Need of Supervision)	TR	0.0	1	1	0	0%
Juvenile Total			26	65	29	111.5%
Totals			54	140	64	118.5%



	Total Filings with %	
Criminal Misdemeanor (CM)	14	26%
Custody Visitation (CV)	12	22%
Civil Support (VS)	7	13%
Delinquency Misdemeanor (DM)	3	6%
Foster Care Review (FC)	3	6%
Others	15	28%
Total	54	100%

Special Case Activities

Emergency Protective Order	PE	1.0	5
Emergency Custody Order	EC	1.0	2

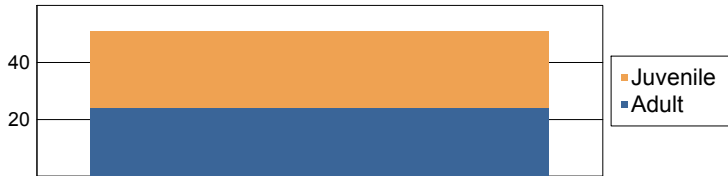
Commonwealth of Virginia
Caseload Statistics of the J&DR District Courts

Galax

November 2016

	Filing Type	Hearings Per Case	Filings	Hearings	Concluded	Clearance Rate
Adult						
Capias	CA	3.0	2	4	2	100%
Criminal Felony	CF	3.0	2	5	2	100%
Criminal Misdemeanor	CM	2.3	9	26	12	133%
Protective Order – Family Abuse	FP	2.0	1	3	2	200%
Motion - Modifv Protective Order	MP	1.0	1	1	1	100%
Show Cause	SC	2.0	7	11	3	43%
Civil Support	VS	3.0	2	5	4	200%
Adult Total			24	55	26	108.3%
Juvenile						
Custody Visitation	CV	2.8	14	22	11	79%
Delinquency Misdemeanor	DM	2.5	6	8	2	33%
Show Cause	SC	0.0	1	1	0	0%
Status Offense	ST	0.0	3	5	0	0%
Traffic	T	2.2	3	10	6	200%
Truancy/Runaway (Child in Need of Supervision)	TR	3.0	0	2	2	0%
Juvenile Total			27	48	21	77.8%
Totals			51	103	47	92.2%

New Cases



	Total Filings with %	
Custody Visitation (CV)	14	27%
Criminal Misdemeanor (CM)	9	18%
Show Cause (SC)	8	16%
Delinquency Misdemeanor (DM)	6	12%
Status Offense (ST)	3	6%
Others	11	22%
Total	51	100%

Special Case Activities

Emergency Protective Order	PE	1.2	5
Emergency Custody Order	EC	1.0	2
Non-Case	NC	1.0	1
Temporary Detention Order	TD	1.0	2

Commonwealth of Virginia
Caseload Statistics of the J&DR District Courts

Galax

October 2016

	Filing Type	Hearings Per Case	Filings	Hearings	Concluded	Clearance Rate
Adult						
Capias	CA	3.5	2	7	2	100%
Criminal Felony	CF	2.5	5	8	2	40%
Criminal Misdemeanor	CM	3.1	7	22	10	143%
Protective Order – Family Abuse	FP	2.0	3	5	2	67%
Show Cause	SC	3.0	3	10	5	167%
Civil Support	VS	2.0	1	8	2	200%
Adult Total			21	60	23	109.5%
Juvenile						
Abuse or Neglect	AN	4.0	0	3	3	0%
Child in Need of Services	CS	2.0	0	2	2	0%
Custody Visitation	CV	1.8	19	68	31	163%
Delinquency Misdemeanor	DM	0.0	0	2	0	0%
Paternity	PT	0.0	1	1	0	0%
Status Offense	ST	1.5	1	7	2	200%
Traffic	T	2.0	2	4	1	50%
Truancy/Runaway (Child in Need of Supervision)	TR	0.0	0	2	0	0%
Juvenile Total			23	89	39	169.6%
Totals			44	149	62	140.9%

New Cases



	Total Filings with %	
Custody Visitation (CV)	19	43%
Criminal Misdemeanor (CM)	7	16%
Criminal Felony (CF)	5	11%
Protective Order – Family Abuse (FP)	3	7%
Show Cause (SC)	3	7%
Others	7	16%
Total	44	100%

Special Case Activities

Emergency Custody Order	EC	1.0	1
Emergency Protective Order	PE	1.0	8

Commonwealth of Virginia
Caseload Statistics of the J&DR District Courts

Galax

September 2016

	Filing Type	Hearings Per Case	Filings	Hearings	Concluded	Clearance Rate
Adult						
Capias	CA	2.5	0	3	2	0%
Criminal Felony	CF	2.0	3	8	2	67%
Criminal Misdemeanor	CM	3.4	6	18	8	133%
Protective Order – Family Abuse	FP	0.0	1	1	0	0%
Show Cause	SC	2.7	8	22	6	75%
Civil Support	VS	2.7	2	10	7	350%
Adult Total			20	62	25	125.0%
Juvenile						
Abuse or Neglect	AN	0.0	0	3	0	0%
Child in Need of Services	CS	0.0	2	2	0	0%
Custody Visitation	CV	1.8	30	51	24	80%
Delinquency Felony	DF	5.0	0	6	1	0%
Delinquency Misdemeanor	DM	4.2	0	8	6	0%
Foster Care Review	FC	1.0	3	3	3	100%
Paternity	PT	0.0	1	1	0	0%
Show Cause	SC	2.3	1	4	4	400%
Status Offense	ST	0.0	0	1	0	0%
Traffic	T	1.5	5	6	2	40%
Truancy/Runaway (Child in Need of Supervision)	TR	2.0	2	3	1	50%
Juvenile Total			44	88	41	93.2%
Totals			64	150	66	103.1%

New Cases



	Total Filings with %
Custody Visitation (CV)	30 47%
Show Cause (SC)	9 14%
Criminal Misdemeanor (CM)	6 9%
Traffic (T)	5 8%
Criminal Felony (CF)	3 5%
Others	11 17%
Total	64 100%

Special Case Activities

Emergency Protective Order	PE	1.0	6
Mental Commitment	MC	1.0	1
Non-Case	NC	1.0	3

Commonwealth of Virginia
Caseload Statistics of the J&DR District Courts
August 2016

Galax

	Filing Type	Hearings Per Case	Filings	Hearings	Concluded	Clearance Rate
Adult						
Capias	CA	3.0	3	12	5	167%
Criminal Felony	CF	3.3	1	6	4	400%
Criminal Misdemeanor	CM	3.0	6	23	9	150%
Show Cause	SC	4.0	3	7	1	33%
Civil Support	VS	2.0	4	8	1	25%
Adult Total			17	56	20	117.6%
Juvenile						
Abuse or Neglect	AN	4.3	3	10	4	133%
Child in Need of Services	CS	0.0	0	1	0	0%
Custody Visitation	CV	2.5	23	37	15	65%
Delinquency Felony	DF	4.0	4	8	1	25%
Delinquency Misdemeanor	DM	2.5	1	9	2	200%
Initial Foster Care Review	IF	1.0	4	4	4	100%
Show Cause	SC	0.0	1	1	0	0%
Status Offense	ST	4.0	3	4	1	33%
Traffic	T	2.0	2	4	3	150%
Truancy/Runaway (Child in Need of Supervision)	TR	0.0	1	1	0	0%
Juvenile Total			42	79	30	71.4%
Totals			59	135	50	84.7%

New Cases



	Total Filings with %	
Custody Visitation (CV)	23	39%
Criminal Misdemeanor (CM)	6	10%
Civil Support (VS)	4	7%
Delinquency Felony (DF)	4	7%
Initial Foster Care Review (IF)	4	7%
Others	18	31%
Total	59	100%

Special Case Activities

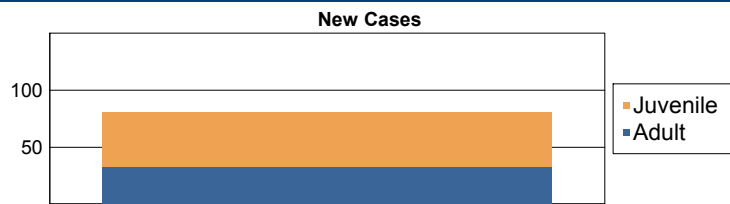
Emergency Protective Order	PE	1.0	5
----------------------------	----	-----	---

Commonwealth of Virginia
Caseload Statistics of the J&DR District Courts

Galax

July 2016

	Filing Type	Hearings Per Case	Filings	Hearings	Concluded	Clearance Rate
Adult						
Capias	CA	3.0	3	10	1	33%
Criminal Felony	CF	3.0	2	9	1	50%
Criminal Misdemeanor	CM	2.5	11	39	17	155%
Protective Order – Family Abuse	FP	2.0	0	1	1	0%
Show Cause	SC	4.2	8	24	6	75%
Civil Support	VS	1.0	9	12	1	11%
Adult Total			33	95	27	81.8%
Juvenile						
Abuse or Neglect	AN	0.0	0	4	0	0%
Child in Need of Services	CS	0.0	1	2	0	0%
Custody Visitation	CV	2.1	39	54	20	51%
Delinquency Misdemeanor	DM	2.0	3	8	1	33%
Foster Care Review	FC	1.0	2	2	2	100%
Show Cause	SC	0.0	0	2	0	0%
Status Offense	ST	2.0	3	5	1	33%
Traffic	T	3.2	0	5	5	0%
Juvenile Total			48	82	29	60.4%
Totals			81	177	56	69.1%



	Total Filings	%
Custody Visitation (CV)	39	48%
Criminal Misdemeanor (CM)	11	14%
Civil Support (VS)	9	11%
Show Cause (SC)	8	10%
Capias (CA)	3	4%
Others	11	14%
Total	81	100%

Special Case Activities

Emergency Protective Order	PE	1.0	3
----------------------------	----	-----	---

Commonwealth of Virginia
Caseload Statistics of the J&DR District Courts

Galax

June 2016

	Filing Type	Hearings Per Case	Filings	Hearings	Concluded	Clearance Rate
Adult						
Capias	CA	3.0	6	10	2	33%
Criminal Felony	CF	4.5	2	8	2	100%
Criminal Misdemeanor	CM	3.6	12	47	21	175%
Protective Order – Family Abuse	FP	2.5	1	3	2	200%
Protective Order - Violation of Protective Order Conviction	PV	1.0	2	2	2	100%
Show Cause	SC	1.8	3	8	5	167%
Civil Support	VS	1.8	3	6	4	133%
Adult Total			29	84	38	131.0%
Juvenile						
Abuse or Neglect	AN	0.0	4	9	0	0%
Child in Need of Services	CS	0.0	1	1	0	0%
Custody Visitation	CV	2.9	10	25	18	180%
Delinquency Felony	DF	1.5	2	4	2	100%
Delinquency Misdemeanor	DM	2.7	1	8	6	600%
Initial Foster Care Review	IF	1.0	1	1	1	100%
Show Cause	SC	3.0	0	1	1	0%
Status Offense	ST	0.0	1	2	0	0%
Traffic	T	2.5	1	3	2	200%
Truancy/Runaway (Child in Need of Supervision)	TR	6.0	0	1	1	0%
Juvenile Total			21	55	31	147.6%
Totals			50	139	69	138.0%

New Cases



	Total Filings with %	
Criminal Misdemeanor (CM)	12	24%
Custody Visitation (CV)	10	20%
Capias (CA)	6	12%
Abuse or Neglect (AN)	4	8%
Civil Support (VS)	3	6%
Others	15	30%
Total	50	100%

Special Case Activities

Emergency Protective Order	PE	1.0	9
Non-Case	NC	1.0	2


Commonwealth of Virginia
Caseload Statistics of the J&DR District Courts

Galax

May 2016

	Filing Type	Hearings Per Case	Filings	Hearings	Concluded	Clearance Rate
Adult						
Capias	CA	2.0	0	3	1	0%
Criminal Felony	CF	2.1	4	11	7	175%
Criminal Misdemeanor	CM	2.2	17	36	11	65%
Protective Order – Family Abuse	FP	2.0	1	2	1	100%
Show Cause	SC	4.0	4	11	3	75%
Civil Support	VS	1.4	10	13	10	100%
Adult Total			36	76	33	91.7%
Juvenile						
Abuse or Neglect	AN	4.0	0	1	1	0%
Custody Visitation	CV	3.6	7	29	9	129%
Delinquency Felony	DF	3.9	1	9	8	800%
Delinquency Misdemeanor	DM	3.0	4	17	6	150%
Initial Foster Care Review	IF	1.0	1	1	1	100%
Show Cause	SC	0.0	3	4	0	0%
Status Offense	ST	0.0	1	1	0	0%
Traffic	T	1.3	10	10	8	80%
Truancy/Runaway (Child in Need of Supervision)	TR	3.0	0	1	1	0%
Juvenile Total			27	73	34	125.9%
Totals			63	149	67	106.3%

New Cases

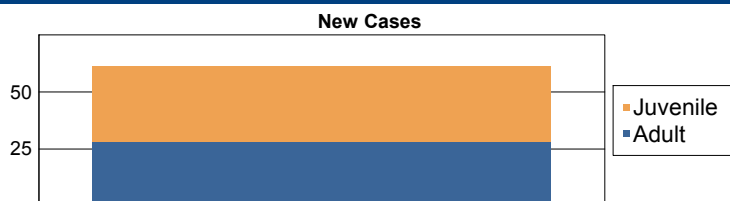


	Total Filings with %	
Criminal Misdemeanor (CM)	17	27%
Civil Support (VS)	10	16%
Traffic (T)	10	16%
Custody Visitation (CV)	7	11%
Show Cause (SC)	7	11%
Others	12	19%
Total	63	100%

Special Case Activities

Emergency Custody Order	EC	1.0	1
Emergency Protective Order	PE	1.1	10
Non-Case	NC	2.0	1

	Filing Type	Hearings Per Case	Filings	Hearings	Concluded	Clearance Rate
Adult						
Criminal Felony	CF	3.0	8	10	1	13%
Criminal Misdemeanor	CM	4.5	10	27	6	60%
Protective Order – Family Abuse	FP	2.0	0	1	1	0%
Motion - Modify Protective Order	MP	1.0	3	3	3	100%
Show Cause	SC	3.0	3	8	1	33%
Civil Support	VS	1.6	4	6	5	125%
Adult Total			28	55	17	60.7%
Juvenile						
Abuse or Neglect	AN	3.0	0	3	2	0%
Custody Visitation	CV	2.2	22	58	28	127%
Delinquency Felony	DF	4.7	0	22	14	0%
Delinquency Misdemeanor	DM	3.2	6	26	13	217%
Initial Foster Care Review	IF	1.0	2	2	2	100%
Paternity	PT	1.0	1	1	1	100%
Child at Risk of Abuse or Neglect	RI	3.0	0	4	4	0%
Traffic	T	3.0	2	6	1	50%
Truancy/Runaway (Child in Need of Supervision)	TR	0.0	0	1	0	0%
Juvenile Total			33	123	65	197.0%
Totals			61	178	82	134.4%



	Total Filings with %	
Custody Visitation (CV)	22	36%
Criminal Misdemeanor (CM)	10	16%
Criminal Felony (CF)	8	13%
Delinquency Misdemeanor (DM)	6	10%
Civil Support (VS)	4	7%
Others	11	18%
Total	61	100%

Special Case Activities

Emergency Protective Order	PE	1.0	3
Non-Case	NC	1.0	2
Temporary Detention Order	TD	1.0	2

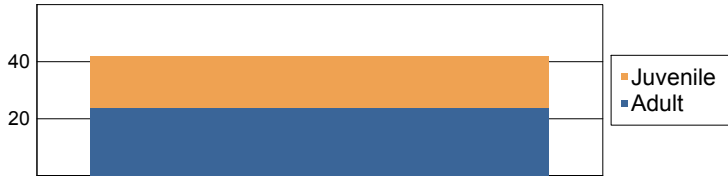
Commonwealth of Virginia
Caseload Statistics of the J&DR District Courts

Galax

March 2016

	Filing Type	Hearings Per Case	Filings	Hearings	Concluded	Clearance Rate
Adult						
Capias	CA	3.0	1	2	1	100%
Criminal Felony	CF	4.3	0	5	3	0%
Criminal Misdemeanor	CM	3.4	12	30	10	83%
Protective Order – Family Abuse	FP	2.0	3	5	1	33%
Motion - Modify Protective Order	MP	1.0	3	3	3	100%
Show Cause	SC	3.3	2	16	7	350%
Civil Support	VS	1.8	3	8	6	200%
Adult Total			24	69	31	129.2%
Juvenile						
Abuse or Neglect	AN	0.0	1	3	0	0%
Custody Visitation	CV	2.9	2	18	7	350%
Delinquency Felony	DF	0.0	1	1	0	0%
Delinquency Misdemeanor	DM	2.7	9	14	3	33%
Foster Care Review	FC	1.0	2	2	2	100%
Child at Risk of Abuse or Neglect	RI	0.0	0	4	0	0%
Status Offense	ST	0.0	0	1	0	0%
Traffic	T	1.8	3	6	4	133%
Truancy/Runaway (Child in Need of Supervision)	TR	0.0	0	2	0	0%
Juvenile Total			18	51	16	88.9%
Totals			42	120	47	111.9%

New Cases



	Total Filings with %
Criminal Misdemeanor (CM)	12 29%
Delinquency Misdemeanor (DM)	9 21%
Civil Support (VS)	3 7%
Motion - Modify Protective Order (MP)	3 7%
Protective Order – Family Abuse (FP)	3 7%
Others	12 29%
Total	42 100%

Special Case Activities

Emergency Protective Order	PE	1.0	5
Non-Case	NC	1.0	2
Temporary Detention Order	TD	1.0	4

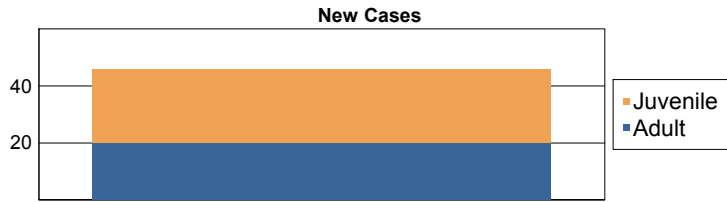
Commonwealth of Virginia
Caseload Statistics of the J&DR District Courts

Galax

February 2016

	Filing Type	Hearings Per Case	Filings	Hearings	Concluded	Clearance Rate
Adult						
Capias	CA	2.0	0	2	2	0%
Criminal Felony	CF	3.3	1	14	4	400%
Criminal Misdemeanor	CM	2.9	6	36	13	217%
Protective Order – Family Abuse	FP	0.0	1	1	0	0%
Protective Order - Violation of Protective Order Conviction	PV	1.0	2	2	2	100%
Show Cause	SC	2.0	4	9	3	75%
Civil Support	VS	1.2	6	10	5	83%
Adult Total			20	74	29	145.0%
Juvenile						
Abuse or Neglect	AN	0.0	1	2	0	0%
Child in Need of Services	CS	3.0	0	1	1	0%
Custody Visitation	CV	2.1	12	32	10	83%
Delinquency Felony	DF	0.0	0	12	0	0%
Delinquency Misdemeanor	DM	2.5	3	21	11	367%
Child at Risk of Abuse or Neglect	RI	0.0	4	4	0	0%
Traffic	T	1.5	4	7	4	100%
Truancy/Runaway (Child in Need of Supervision)	TR	0.0	2	4	0	0%
Juvenile Total			26	83	26	100.0%

Totals			46	157	55	119.6%
---------------	--	--	-----------	------------	-----------	---------------



	Total Filings with %
Custody Visitation (CV)	12 26%
Civil Support (VS)	6 13%
Criminal Misdemeanor (CM)	6 13%
Child at Risk of Abuse or Neglect (RI)	4 9%
Show Cause (SC)	4 9%
Others	14 30%
Total	46 100%

Special Case Activities

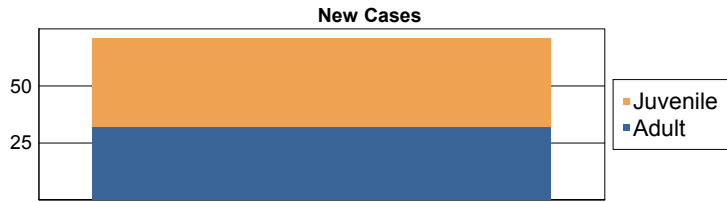
Emergency Protective Order	PE	1.0	4
Non-Case	NC	1.0	1

Commonwealth of Virginia
Caseload Statistics of the J&DR District Courts

Galax

January 2016

	Filing Type	Hearings Per Case	Filings	Hearings	Concluded	Clearance Rate
Adult						
Capias	CA	0.0	1	2	0	0%
Criminal Felony	CF	3.7	3	15	6	200%
Criminal Misdemeanor	CM	3.6	15	49	10	67%
Protective Order – Family Abuse	FP	2.5	2	5	2	100%
Show Cause	SC	1.8	8	27	10	125%
Civil Support	VS	2.2	3	11	5	167%
Adult Total			32	109	33	103.1%
Juvenile						
Abuse or Neglect	AN	0.0	1	1	0	0%
Child in Need of Services	CS	0.0	1	2	0	0%
Custody Visitation	CV	1.8	12	35	12	100%
Delinquency Felony	DF	0.0	7	31	0	0%
Delinquency Misdemeanor	DM	3.5	9	23	2	22%
Paternity	PT	2.0	0	1	1	0%
Remand Custody	RC	1.0	2	2	2	100%
Status Offense	ST	0.0	1	1	0	0%
Traffic	T	3.0	6	13	2	33%
Juvenile Total			39	109	19	48.7%
Totals			71	218	52	73.2%



	Total Filings with %
Criminal Misdemeanor (CM)	15 21%
Custody Visitation (CV)	12 17%
Delinquency Misdemeanor (DM)	9 13%
Show Cause (SC)	8 11%
Delinquency Felony (DF)	7 10%
Others	20 28%
Total	71 100%

Special Case Activities

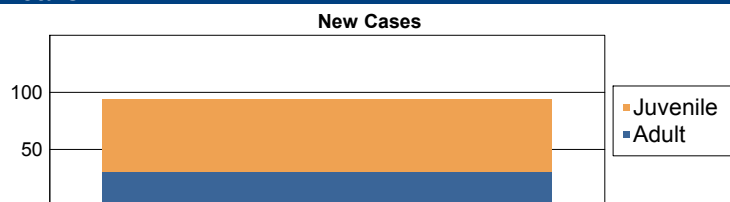
Emergency Protective Order	PE	1.0	7
Emergency Custody Order	EC	1.0	2
Non-Case	NC	1.0	1

Commonwealth of Virginia
Caseload Statistics of the J&DR District Courts

Giles

December 2016

	Filing Type	Hearings Per Case	Filings	Hearings	Concluded	Clearance Rate
Adult						
Capias	CA	2.0	0	1	1	0%
Criminal Felony	CF	0.0	4	6	0	0%
Criminal Misdemeanor	CM	3.3	4	27	11	275%
Protective Order – Family Abuse	FP	2.0	1	2	1	100%
Motion - Modifv Protective Order	MP	1.0	3	3	3	100%
Show Cause	SC	2.4	11	28	9	82%
Civil Support	VS	1.6	7	15	14	200%
Adult Total			30	82	39	130.0%
Juvenile						
Abuse or Neglect	AN	4.0	0	4	3	0%
Custody Visitation	CV	2.1	24	71	57	238%
Delinquency Felony	DF	9.0	2	5	2	100%
Delinquency Misdemeanor	DM	2.0	10	23	1	10%
Entrustment Agreement	ET	1.0	1	1	1	100%
Foster Care Review	FC	1.0	7	7	7	100%
Initial Foster Care Review	IF	1.0	1	1	1	100%
Motion - Modifv Protective Order	MP	1.0	2	2	2	100%
Permanency Planning	PH	1.0	4	4	4	100%
Show Cause	SC	5.5	2	4	2	100%
Status Offense	ST	1.0	2	3	2	100%
Traffic	T	2.2	4	8	6	150%
Termination of Parental Rights	TP	2.4	4	10	10	250%
	VA	1.0	1	1	1	100%
Juvenile Total			64	144	99	154.7%
Totals			94	226	138	146.8%



	Total Filings with %
Custody Visitation (CV)	24 26%
Show Cause (SC)	13 14%
Delinquency Misdemeanor (DM)	10 11%
Civil Support (VS)	7 7%
Foster Care Review (FC)	7 7%
Others	33 35%
Total	94 100%

Special Case Activities

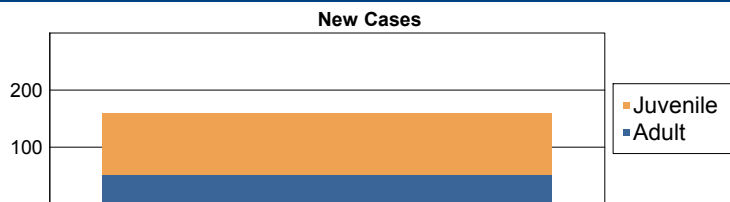
Emergency Protective Order	PE	1.0	7
Mental Commitment	MC	1.0	1
Non-Case	NC	1.0	6
Temporary Detention Order	TD	1.0	2

Commonwealth of Virginia
Caseload Statistics of the J&DR District Courts

Giles

November 2016

	Filing Type	Hearings Per Case	Filings	Hearings	Concluded	Clearance Rate
Adult						
Capias	CA	2.0	2	3	1	50%
Criminal Misdemeanor	CM	4.0	9	20	1	11%
Protective Order – Family Abuse	FP	2.0	1	4	3	300%
Remand Support	RS	1.0	4	4	4	100%
Show Cause	SC	1.9	20	39	14	70%
Civil Support	VS	1.4	15	26	17	113%
Adult Total			51	96	40	78.4%
Juvenile						
Abuse or Neglect	AN	4.0	1	9	2	200%
Capias	CA	3.0	0	2	1	0%
Child in Need of Services	CS	1.0	1	1	1	100%
Custody Visitation	CV	1.5	68	117	70	103%
Delinquency Felony	DF	5.5	1	19	2	200%
Delinquency Misdemeanor	DM	3.2	7	22	9	129%
Initial Foster Care Review	IF	1.0	2	2	2	100%
Motion - Modify Protective Order	MP	1.0	3	3	3	100%
Paternity	PT	1.0	3	4	2	67%
Remand Custody	RC	1.0	11	11	11	100%
Remand Visitation	RV	1.0	5	5	5	100%
Show Cause	SC	0.0	0	1	0	0%
Status Offense	ST	0.0	1	1	0	0%
Traffic	T	1.0	4	5	2	50%
Termination of Parental Rights	TP	0.0	2	2	0	0%
Truancy/Runaway (Child in Need of Supervision)	TR	0.0	0	2	0	0%
Juvenile Total			109	206	110	100.9%
Totals			160	302	150	93.8%



	Total Filings with %	
Custody Visitation (CV)	68	43%
Show Cause (SC)	20	13%
Civil Support (VS)	15	9%
Remand Custody (RC)	11	7%
Criminal Misdemeanor (CM)	9	6%
Others	37	23%
Total	160	100%

Special Case Activities

Emergency Protective Order	PE	1.0	6
----------------------------	----	-----	---

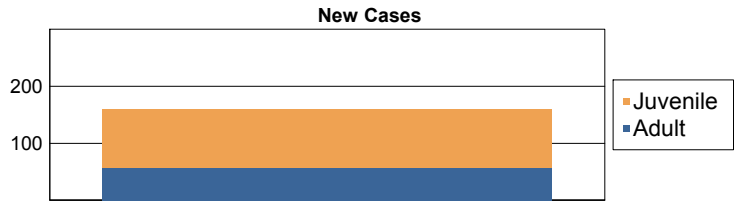
Commonwealth of Virginia
Caseload Statistics of the J&DR District Courts

Giles

October 2016

	Filing Type	Hearings Per Case	Filings	Hearings	Concluded	Clearance Rate
Adult						
Capias	CA	2.5	0	2	2	0%
Criminal Felonv	CF	2.8	0	13	11	0%
Criminal Misdemeanor	CM	2.7	10	42	13	130%
Protective Order – Family Abuse	FP	2.0	4	7	4	100%
Motion - Modifv Protective Order	MP	1.0	2	2	2	100%
Violation - Family Abuse Protective Order	PS	1.0	1	1	1	100%
Show Cause	SC	2.1	20	33	11	55%
Civil Support	VS	1.7	20	27	12	60%
Adult Total			57	127	56	98.2%
Juvenile						
Abuse or Neglect	AN	1.8	6	11	5	83%
Capias	CA	0.0	1	1	0	0%
Child in Need of Services	CS	3.5	0	2	2	0%
Custody Visitation	CV	1.9	52	104	41	79%
Delinquency Felonv	DF	0.0	7	12	0	0%
Delinquency Misdemeanor	DM	4.8	5	26	5	100%
Entrustment Agreement	ET	1.0	2	2	2	100%
Foster Care Review	FC	1.0	4	4	4	100%
Initial Foster Care Review	IF	1.0	3	3	3	100%
Permanency Planning	PH	1.0	7	7	7	100%
Paternity	PT	6.0	0	3	1	0%
Remand Custody	RC	1.0	1	1	1	100%
Remand Visitation	RV	1.0	1	1	1	100%
Status Offense	ST	1.0	3	3	3	100%
Traffic	T	1.6	10	14	7	70%
Termination of Parental Rights	TP	0.0	0	4	0	0%
Truancy/Runaway (Child in Need of Supervision)	TR	4.0	0	2	1	0%
Juvenile Total			102	200	83	81.4%

Totals			159	327	139	87.4%
---------------	--	--	------------	------------	------------	--------------



	Total Filings with %
Custody Visitation (CV)	52 33%
Civil Support (VS)	20 13%
Show Cause (SC)	20 13%
Criminal Misdemeanor (CM)	10 6%
Traffic (T)	10 6%
Others	47 30%
Total	159 100%

Special Case Activities


Emergency Protective Order	PE	1.0	7
----------------------------	----	-----	---

Commonwealth of Virginia
Caseload Statistics of the J&DR District Courts

Giles

September 2016

	Filing Type	Hearings Per Case	Filings	Hearings	Concluded	Clearance Rate
Adult						
Capias	CA	2.0	1	4	2	200%
Criminal Felony	CF	2.8	9	22	6	67%
Criminal Misdemeanor	CM	2.8	8	20	5	63%
Protective Order – Family Abuse	FP	2.0	3	7	4	133%
Motion - Modifv Protective Order	MP	1.0	1	1	1	100%
Violation - Family Abuse Protective Order	PS	1.0	1	1	1	100%
Show Cause	SC	2.3	6	32	15	250%
Civil Support	VS	1.7	9	13	9	100%
Adult Total			38	100	43	113.2%
Juvenile						
Abuse or Neglect	AN	3.9	2	30	13	650%
Relief of Custody	CR	1.0	2	2	2	100%
Child in Need of Services	CS	1.0	2	2	1	50%
Custody Visitation	CV	2.6	51	85	33	65%
Delinquency Felony	DF	3.9	6	16	8	133%
Delinquency Misdemeanor	DM	3.7	13	24	9	69%
Entrustment Agreement	ET	1.0	9	9	9	100%
Foster Care Review	FC	1.0	10	10	10	100%
Initial Foster Care Review	IF	1.0	14	14	13	93%
Motion - Modifv Protective Order	MP	1.0	6	6	6	100%
Permanency Planning	PH	1.4	7	12	12	171%
Paternity	PT	0.0	0	1	0	0%
Show Cause	SC	0.0	0	1	0	0%
Status Offense	ST	1.0	1	1	1	100%
Traffic	T	2.3	3	7	4	133%
Termination of Parental Rights	TP	1.9	12	22	14	117%
Truancy/Runaway (Child in Need of Supervision)	TR	0.0	0	1	0	0%
Juvenile Total			138	243	135	97.8%
Totals			176	343	178	101.1%



	Total Filings with %
Custody Visitation (CV)	51 29%
Initial Foster Care Review (IF)	14 8%
Delinquency Misdemeanor (DM)	13 7%
Termination of Parental Rights (TP)	12 7%
Foster Care Review (FC)	10 6%
Others	76 43%
Total	176 100%

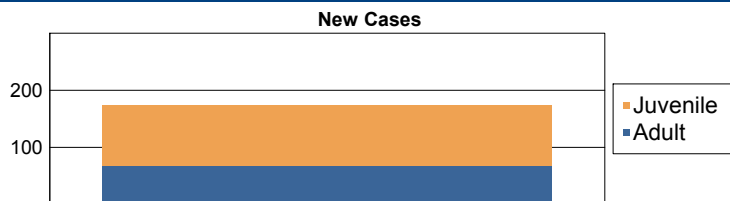
Special Case Activities

Non-Case	NC	1.0	1
Emergency Protective Order	PE	1.0	3
Mental Commitment	MC	1.0	1
Temporary Detention Order	TD	1.0	2

Commonwealth of Virginia
Caseload Statistics of the J&DR District Courts
August 2016

Giles

	Filing Type	Hearings Per Case	Filings	Hearings	Concluded	Clearance Rate
Adult						
Capias	CA	3.0	1	2	1	100%
Criminal Felonv	CF	2.3	3	24	12	400%
Criminal Misdemeanor	CM	2.6	14	46	11	79%
Protective Order – Family Abuse	FP	2.3	4	10	4	100%
Motion - Modifv Protective Order	MP	1.0	1	1	1	100%
Violation - Family Abuse Protective Order	PS	1.0	1	1	1	100%
Remand Support	RS	1.0	2	2	2	100%
Show Cause	SC	2.1	20	39	11	55%
Restricted License - Support	SL	1.0	1	1	1	100%
Civil Support	VS	1.3	20	33	22	110%
Adult Total			67	159	66	98.5%
Juvenile						
Abuse or Nealect	AN	3.8	7	20	4	57%
Relief of Custodv	CR	2.0	0	2	2	0%
Custody Visitation	CV	1.9	44	105	53	120%
Delinquency Felonv	DF	4.0	4	11	1	25%
Delinquency Misdemeanor	DM	2.8	8	23	5	63%
Entrustment Agreement	ET	1.0	3	3	3	100%
Foster Care Review	FC	1.0	12	12	12	100%
Initial Foster Care Review	IF	1.0	2	2	2	100%
Motion - Modifv Protective Order	MP	1.0	5	5	5	100%
Permanency Planning	PH	1.0	8	8	3	38%
Paternity	PT	1.8	2	7	5	250%
Remand Custodv	RC	1.0	1	1	1	100%
Status Offense	ST	1.0	3	3	3	100%
Traffic	T	2.3	8	12	6	75%
Termination of Parental Rights	TP	2.0	0	8	2	0%
Juvenile Total			107	222	107	100.0%
Totals			174	381	173	99.4%



	Total Filings with %
Custody Visitation (CV)	44 25%
Civil Support (VS)	20 11%
Show Cause (SC)	20 11%
Criminal Misdemeanor (CM)	14 8%
Foster Care Review (FC)	12 7%
Others	64 37%
Total	174 100%

Special Case Activities

Emergency Protective Order	PE	1.0	10
----------------------------	----	-----	----

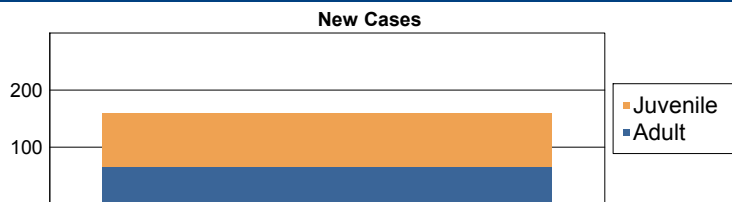
Commonwealth of Virginia
Caseload Statistics of the J&DR District Courts

Giles

July 2016

	Filing Type	Hearings Per Case	Filings	Hearings	Concluded	Clearance Rate
Adult						
Capias	CA	2.0	1	3	1	100%
Criminal Felony	CF	2.5	7	12	2	29%
Criminal Misdemeanor	CM	0.0	22	28	0	0%
Protective Order – Family Abuse	FP	2.5	5	12	6	120%
Motion - Modifv Protective Order	MP	1.0	2	2	2	100%
Show Cause	SC	2.4	15	33	14	93%
Civil Support	VS	1.4	14	19	8	57%
Adult Total			66	109	33	50.0%
Juvenile						
Abuse or Neglect	AN	1.7	5	13	3	60%
Relief of Custody	CR	0.0	2	2	0	0%
Custody Visitation	CV	1.7	37	49	18	49%
Delinquency Felony	DF	2.0	3	4	1	33%
Delinquency Misdemeanor	DM	3.9	13	36	16	123%
Entrustment Agreement	ET	1.5	4	6	4	100%
Foster Care Review	FC	1.0	1	1	1	100%
Initial Foster Care Review	IF	1.0	1	1	1	100%
Motion - Modifv Protective Order	MP	1.0	9	9	9	100%
Permanency Planning	PH	1.0	3	3	3	100%
Remand Custody	RC	1.0	1	1	1	100%
Show Cause	SC	2.0	0	1	1	0%
Traffic	T	1.8	5	9	4	80%
Termination of Parental Rights	TP	2.0	10	14	4	40%
Truancy/Runaway (Child in Need of Supervision)	TR	3.0	0	3	3	0%
Juvenile Total			94	152	69	73.4%

Totals	160	261	102	63.8%
---------------	------------	------------	------------	--------------



	Total Filings with %
Custody Visitation (CV)	37 23%
Criminal Misdemeanor (CM)	22 14%
Show Cause (SC)	15 9%
Civil Support (VS)	14 9%
Delinquency Misdemeanor (DM)	13 8%
Others	59 37%
Total	160 100%

Special Case Activities

Emergency Protective Order	PE	1.0	21
Emergency Protective Order	PE	1.0	2
Temporary Detention Order	TD	1.0	2

Commonwealth of Virginia
Caseload Statistics of the J&DR District Courts

Giles

June 2016

	Filing Type	Hearings Per Case	Filings	Hearings	Concluded	Clearance Rate
Adult						
Protective Order - Non Familv Abuse	AP	1.0	1	1	1	100%
Capias	CA	3.0	2	3	1	50%
Criminal Felonv	CF	2.0	5	11	1	20%
Criminal Misdemeanor	CM	4.2	7	30	9	129%
Protective Order – Familv Abuse	FP	2.0	6	10	2	33%
Motion - Modifv Protective Order	MP	1.0	2	2	2	100%
Other	OT	1.0	1	1	1	100%
Show Cause	SC	3.3	16	30	10	63%
Civil Support	VS	1.6	20	29	22	110%
Adult Total			60	117	49	81.7%
Juvenile						
Abuse or Neglect	AN	3.2	6	23	10	167%
Capias	CA	3.0	0	1	1	0%
Child in Need of Services	CS	3.0	0	1	1	0%
Custody Visitation	CV	2.1	36	103	66	183%
Delinquency Felonv	DF	3.5	0	15	2	0%
Delinquency Misdemeanor	DM	5.5	6	42	20	333%
Foster Care Review	FC	1.0	6	6	6	100%
Initial Foster Care Review	IF	1.0	3	3	3	100%
Permanency Planning	PH	1.0	3	3	3	100%
Paternity	PT	2.0	2	4	1	50%
Remand Custody	RC	1.0	1	1	1	100%
Remand Visitation	RV	1.0	1	1	1	100%
Show Cause	SC	4.7	1	15	7	700%
Status Offense	ST	1.4	6	8	7	117%
Traffic	T	2.0	5	12	6	120%
Termination of Parental Rights	TP	2.0	6	10	4	67%
Truancy/Runaway (Child in Need of Supervision)	TR	4.5	3	9	4	133%
Juvenile Total			85	257	143	168.2%
Totals			145	374	192	132.4%



	Total Filings with %
Custody Visitation (CV)	36 25%
Civil Support (VS)	20 14%
Show Cause (SC)	17 12%
Criminal Misdemeanor (CM)	7 5%
Abuse or Neglect (AN)	6 4%
Others	59 41%
Total	145 100%

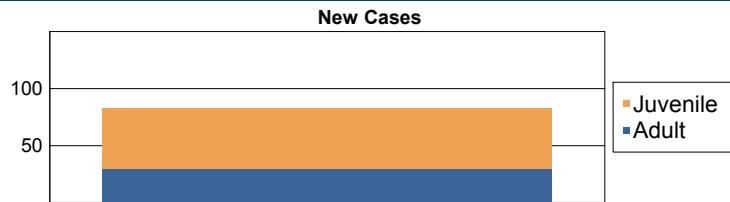
Special Case Activities

Emergency Protective Order	PE	1.0	3
Non-Case	NC	1.0	1

Commonwealth of Virginia
Caseload Statistics of the J&DR District Courts
 May 2016

Giles

	Filing Type	Hearings Per Case	Filings	Hearings	Concluded	Clearance Rate
Adult						
Criminal Felony	CF	2.4	7	14	7	100%
Criminal Misdemeanor	CM	2.0	12	24	8	67%
Protective Order – Family Abuse	FP	2.0	0	2	2	0%
Motion - Modify Protective Order	MP	1.0	2	2	2	100%
Protective Order – Stalking/Acts of Violence	PC	2.0	0	1	1	0%
Show Cause	SC	3.1	5	27	16	320%
Civil Support	VS	2.8	4	13	6	150%
Adult Total			30	83	42	140.0%
Juvenile						
Abuse or Neglect	AN	0.0	6	19	0	0%
Capias	CA	0.0	0	1	0	0%
Child in Need of Services	CS	3.0	0	1	1	0%
Custody Visitation	CV	1.9	26	53	22	85%
Delinquency Felony	DF	4.7	0	17	7	0%
Delinquency Misdemeanor	DM	3.4	7	52	19	271%
Entrustment Agreement	ET	1.0	1	1	1	100%
Initial Foster Care Review	IF	1.0	2	2	2	100%
Paternity	PT	1.0	2	2	1	50%
Show Cause	SC	0.0	0	7	0	0%
Status Offense	ST	1.0	1	2	1	100%
Traffic	T	1.3	5	5	4	80%
Truancy/Runaway (Child in Need of Supervision)	TR	3.0	3	8	2	67%
Juvenile Total			53	170	60	113.2%
Totals			83	253	102	122.9%



	Total Filings with %
Custody Visitation (CV)	26 31%
Criminal Misdemeanor (CM)	12 14%
Criminal Felony (CF)	7 8%
Delinquency Misdemeanor (DM)	7 8%
Abuse or Neglect (AN)	6 7%
Others	25 30%
Total	83 100%

Special Case Activities


Emergency Protective Order	PE	1.0	6
----------------------------	----	-----	---

Commonwealth of Virginia
Caseload Statistics of the J&DR District Courts

Giles

April 2016

	Filing Type	Hearings Per Case	Filings	Hearings	Concluded	Clearance Rate
Adult						
Capias	CA	2.0	1	3	1	100%
Criminal Felony	CF	4.0	3	4	1	33%
Criminal Misdemeanor	CM	3.0	9	23	5	56%
Protective Order – Family Abuse	FP	2.0	4	6	3	75%
Protective Order – Stalking/Acts of Violence	PC	0.0	1	1	0	0%
Remand Support	RS	1.0	2	2	2	100%
Show Cause	SC	2.7	10	29	12	120%
Civil Support	VS	1.4	8	14	9	113%
Adult Total			38	82	33	86.8%
Juvenile						
Abuse or Neglect	AN	3.4	11	21	7	64%
Capias	CA	0.0	1	1	0	0%
Child in Need of Services	CS	1.0	1	1	1	100%
Custody Visitation	CV	1.8	30	62	19	63%
Delinquency Felony	DF	2.0	0	11	1	0%
Delinquency Misdemeanor	DM	2.3	6	30	7	117%
Foster Care Review	FC	1.0	7	7	7	100%
Initial Foster Care Review	IF	1.0	7	7	7	100%
Paternity	PT	0.0	3	3	0	0%
Remand Custody	RC	1.0	2	2	2	100%
Remand Visitation	RV	1.0	1	1	1	100%
Show Cause	SC	0.0	0	1	0	0%
Status Offense	ST	0.0	1	1	0	0%
Traffic	T	1.8	5	8	4	80%
Truancy/Runaway (Child in Need of Supervision)	TR	4.0	2	6	1	50%
Juvenile Total			77	162	57	74.0%
Totals			115	244	90	78.3%



	Total Filings with %
Custody Visitation (CV)	30 26%
Abuse or Neglect (AN)	11 10%
Show Cause (SC)	10 9%
Criminal Misdemeanor (CM)	9 8%
Civil Support (VS)	8 7%
Others	47 41%
Total	115 100%

Special Case Activities

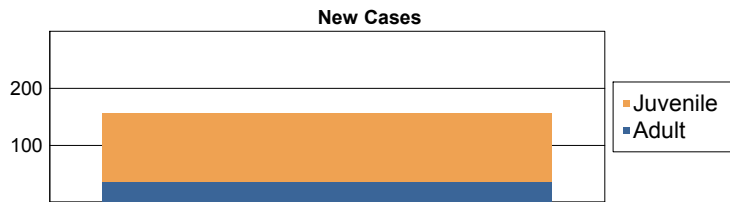
Emergency Protective Order	PE	1.0	9
Non-Case	NC	1.0	1
Temporary Detention Order	TD	1.0	2

Commonwealth of Virginia
Caseload Statistics of the J&DR District Courts

Giles

March 2016

	Filing Type	Hearings Per Case	Filings	Hearings	Concluded	Clearance Rate
Adult						
Capias	CA	2.5	1	3	2	200%
Criminal Felony	CF	2.0	6	11	4	67%
Criminal Misdemeanor	CM	3.2	3	18	9	300%
Protective Order – Family Abuse	FP	2.0	1	3	2	200%
Show Cause	SC	2.0	12	28	5	42%
Civil Support	VS	1.9	14	23	11	79%
Adult Total			37	86	33	89.2%
Juvenile						
Abuse or Neglect	AN	3.6	3	17	7	233%
Child in Need of Services	CS	0.0	0	1	0	0%
Custody Visitation	CV	2.6	55	96	37	67%
Delinquency Felony	DF	4.4	14	25	5	36%
Delinquency Misdemeanor	DM	2.1	22	42	8	36%
Foster Care Review	FC	1.7	3	5	3	100%
Initial Foster Care Review	IF	1.3	3	4	3	100%
Juvenile Support	JS	5.0	0	1	1	0%
Permanency Planning	PH	1.0	7	7	7	100%
Paternity	PT	2.0	1	3	2	200%
Show Cause	SC	0.0	0	3	0	0%
Status Offense	ST	1.0	3	3	3	100%
Traffic	T	1.9	7	14	8	114%
Termination of Parental Rights	TP	3.0	0	2	2	0%
Truancy/Runaway (Child in Need of Supervision)	TR	2.0	2	5	1	50%
Juvenile Total			120	228	87	72.5%
Totals			157	314	120	76.4%



	Total Filings with %
Custody Visitation (CV)	55 35%
Delinquency Misdemeanor (DM)	22 14%
Civil Support (VS)	14 9%
Delinquency Felony (DF)	14 9%
Show Cause (SC)	12 8%
Others	40 25%
Total	157 100%

Special Case Activities

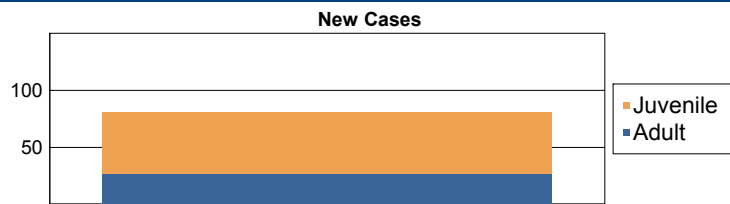
Emergency Protective Order	PE	1.0	3
----------------------------	----	-----	---

**Commonwealth of Virginia
Caseload Statistics of the J&DR District Courts**

Giles

February 2016

	Filing Type	Hearings Per Case	Filings	Hearings	Concluded	Clearance Rate
Adult						
Capias	CA	3.0	1	3	1	100%
Criminal Felony	CF	2.0	1	5	1	100%
Criminal Misdemeanor	CM	3.7	7	23	3	43%
Protective Order – Family Abuse	FP	2.3	2	4	3	150%
Show Cause	SC	2.8	8	20	10	125%
Civil Support	VS	1.6	8	15	9	113%
Adult Total			27	70	27	100.0%
Juvenile						
Abuse or Neglect	AN	3.5	5	14	2	40%
Child in Need of Services	CS	2.0	1	6	1	100%
Custody Visitation	CV	2.0	17	47	27	159%
Delinquency Felony	DF	5.0	3	25	1	33%
Delinquency Misdemeanor	DM	3.0	10	26	6	60%
Foster Care Review	FC	1.2	5	6	5	100%
Initial Foster Care Review	IF	1.0	1	1	1	100%
Juvenile Support	JS	0.0	0	1	0	0%
Paternity	PT	2.0	0	2	2	0%
Remand Custody	RC	1.0	1	1	1	100%
Show Cause	SC	4.0	2	5	2	100%
Status Offense	ST	1.0	1	1	1	100%
Traffic	T	1.5	6	11	4	67%
Termination of Parental Rights	TP	0.0	2	4	0	0%
Truancy/Runaway (Child in Need of Supervision)	TR	3.0	0	3	1	0%
Juvenile Total			54	153	54	100.0%
Totals			81	223	81	100.0%



	Total Filings with %
Custody Visitation (CV)	17 21%
Delinquency Misdemeanor (DM)	10 12%
Show Cause (SC)	10 12%
Civil Support (VS)	8 10%
Criminal Misdemeanor (CM)	7 9%
Others	29 36%
Total	81 100%

Special Case Activities

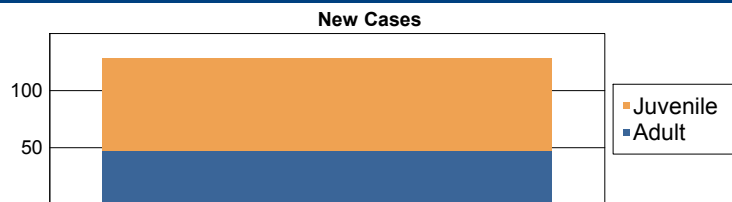
Emergency Protective Order	PE	1.0	3
----------------------------	----	-----	---

**Commonwealth of Virginia
Caseload Statistics of the J&DR District Courts**

Giles

January 2016

	Filing Type	Hearings Per Case	Filings	Hearings	Concluded	Clearance Rate
Adult						
Capias	CA	1.3	3	5	3	100%
Criminal Felony	CF	0.0	1	2	0	0%
Criminal Misdemeanor	CM	3.5	12	28	11	92%
Protective Order – Family Abuse	FP	1.8	6	10	5	83%
Motion - Modifv Protective Order	MP	1.0	2	2	2	100%
Show Cause	SC	2.4	9	22	9	100%
Civil Support	VS	1.3	14	21	12	86%
Adult Total			47	90	42	89.4%
Juvenile						
Abuse or Neglect	AN	3.6	12	48	18	150%
Child in Need of Services	CS	0.0	2	2	0	0%
Custody Visitation	CV	2.0	40	74	41	103%
Delinquency Felony	DF	0.0	0	3	0	0%
Delinquency Misdemeanor	DM	2.1	6	24	9	150%
Initial Foster Care Review	IF	1.0	7	7	7	100%
Juvenile Support	JS	0.0	0	1	0	0%
Motion - Modifv Protective Order	MP	2.0	1	2	1	100%
Permanency Planning	PH	1.0	1	1	1	100%
Paternity	PT	2.0	1	2	1	100%
Show Cause	SC	0.0	2	3	0	0%
Traffic	T	1.3	9	12	7	78%
Truancy/Runaway (Child in Need of Supervision)	TR	2.0	0	5	2	0%
Juvenile Total			81	184	87	107.4%
Totals			128	274	129	100.8%



	Total Filings with %
Custody Visitation (CV)	40 31%
Civil Support (VS)	14 11%
Abuse or Neglect (AN)	12 9%
Criminal Misdemeanor (CM)	12 9%
Show Cause (SC)	11 9%
Others	39 30%
Total	128 100%

Special Case Activities

Emergency Protective Order	PE	1.0	11
Temporary Detention Order	TD	1.0	4

**Commonwealth of Virginia
Caseload Statistics of the J&DR District Courts**

Gloucester

December 2016

	Filing Type	Hearings Per Case	Filings	Hearings	Concluded	Clearance Rate
Adult						
Capias	CA	2.5	5	12	6	120%
Criminal Felony	CF	1.4	12	22	5	42%
Criminal Misdemeanor	CM	2.4	23	69	35	152%
Protective Order – Family Abuse	FP	2.2	6	15	5	83%
Other	OT	0.0	0	2	0	0%
Protective Order - Violation of Protective Order Conviction	PV	1.0	2	2	2	100%
Remand Support	RS	1.0	4	4	4	100%
Show Cause	SC	2.7	13	47	24	185%
Restricted License - Support	SL	2.0	1	8	1	100%
Civil Support	VS	2.2	17	34	22	129%
Adult Total			83	215	104	125.3%
Juvenile						
Abuse or Neglect	AN	0.0	1	4	0	0%
Protective Order – Non Family Abuse	AP	0.0	1	1	0	0%
Capias	CA	1.0	7	10	7	100%
Custody Visitation	CV	1.6	66	92	45	68%
Delinquency Felony	DF	0.0	0	3	0	0%
Delinquency Misdemeanor	DM	2.8	9	17	5	56%
Foster Care Review	FC	1.0	7	12	7	100%
Initial Foster Care Review	IF	0.0	0	5	0	0%
Motion - Modify Protective Order	MP	1.0	2	2	2	100%
Permanency Planning	PH	1.0	4	4	4	100%
Paternity	PT	4.0	0	2	2	0%
Remand Custody	RC	1.0	8	8	8	100%
Remand Visitation	RV	1.0	8	8	8	100%
Show Cause	SC	1.0	13	13	1	8%
Status Offense	ST	2.7	0	3	3	0%
Traffic	T	1.8	6	13	6	100%
Truancy/Runaway (Child in Need of Supervision)	TR	3.0	0	3	1	0%
	VA	1.0	1	1	1	100%
Juvenile Total			133	201	100	75.2%
Totals			216	416	204	94.4%

New Cases



	Total Filings with %
Custody Visitation (CV)	66 31%
Show Cause (SC)	26 12%
Criminal Misdemeanor (CM)	23 11%
Civil Support (VS)	17 8%
Capias (CA)	12 6%
Others	72 33%
Total	216 100%

Special Case Activities

Emergency Protective Order	PE	1.0	18
Temporary Detention Order	TD	1.0	2

**Commonwealth of Virginia
Caseload Statistics of the J&DR District Courts**

Gloucester

November 2016

	Filing Type	Hearings Per Case	Filings	Hearings	Concluded	Clearance Rate
Adult						
Capias	CA	2.3	12	23	9	75%
Criminal Felony	CF	2.3	6	24	16	267%
Criminal Misdemeanor	CM	2.2	29	70	32	110%
Protective Order – Family Abuse	FP	2.8	5	13	6	120%
Motion - Modifv Protective Order	MP	1.0	3	3	2	67%
Other	OT	1.0	1	1	1	100%
Protective Order - Violation of Protective Order Conviction	PV	1.0	2	2	2	100%
Remand Support	RS	1.0	7	7	7	100%
Show Cause	SC	3.0	36	87	26	72%
Restricted License - Support	SL	6.0	1	4	1	100%
Civil Support	VS	1.3	25	38	25	100%
Adult Total			127	272	127	100.0%
Juvenile						
Abuse or Neglect	AN	2.4	10	21	7	70%
Capias	CA	2.8	3	11	5	167%
Custody Visitation	CV	1.8	73	116	55	75%
Delinquency Felony	DF	5.3	2	14	3	150%
Delinquency Misdemeanor	DM	3.8	2	18	12	600%
Foster Care Review	FC	1.0	6	6	6	100%
Permanency Planning	PH	1.0	2	2	2	100%
Remand Custody	RC	1.0	9	9	9	100%
Remand Visitation	RV	1.0	9	9	9	100%
Show Cause	SC	4.0	2	13	2	100%
Status Offense	ST	0.0	4	4	0	0%
Traffic	T	2.2	5	7	5	100%
Truancy/Runaway (Child in Need of Supervision)	TR	5.0	1	3	1	100%
Juvenile Total			128	233	116	90.6%
Totals			255	505	243	95.3%



	Total Filings with %
Custody Visitation (CV)	73 29%
Show Cause (SC)	38 15%
Criminal Misdemeanor (CM)	29 11%
Civil Support (VS)	25 10%
Capias (CA)	15 6%
Others	75 29%
Total	255 100%

Special Case Activities

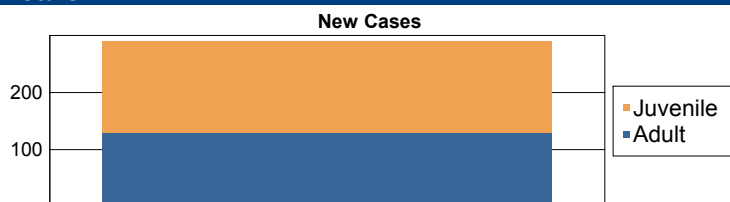
Emergency Protective Order	PE	1.0	15
----------------------------	----	-----	----

Commonwealth of Virginia
Caseload Statistics of the J&DR District Courts

Gloucester

October 2016

	Filing Type	Hearings Per Case	Filings	Hearings	Concluded	Clearance Rate
Adult						
Capias	CA	2.5	8	21	8	100%
Criminal Felony	CF	1.7	23	41	36	157%
Criminal Misdemeanor	CM	3.1	28	61	29	104%
Protective Order – Family Abuse	FP	3.4	4	13	5	125%
Motion - Modifv Protective Order	MP	1.0	1	1	1	100%
Other	OT	0.0	0	2	0	0%
Protective Order - Violation of Protective Order Conviction	PV	1.0	3	3	3	100%
Remand Support	RS	1.0	7	7	7	100%
Show Cause	SC	3.5	29	77	17	59%
Restricted License - Support	SL	0.0	2	8	0	0%
Civil Support	VS	1.5	25	41	25	100%
Adult Total			130	275	131	100.8%
Juvenile						
Abuse or Neglect	AN	0.0	2	4	0	0%
Capias	CA	0.0	1	1	0	0%
Custody Visitation	CV	1.4	101	146	79	78%
Delinquency Felony	DF	12.0	7	14	1	14%
Delinquency Misdemeanor	DM	2.8	8	21	5	63%
Foster Care Review	FC	1.0	8	8	8	100%
Motion - Modifv Protective Order	MP	1.0	2	2	2	100%
Paternity	PT	3.0	0	3	1	0%
Remand Custody	RC	1.0	14	14	14	100%
Remand Visitation	RV	1.0	14	14	14	100%
Status Offense	ST	1.7	2	8	3	150%
Traffic	T	1.6	2	6	5	250%
Truancy/Runaway (Child in Need of Supervision)	TR	3.0	0	6	3	0%
Juvenile Total			161	247	135	83.9%
Totals			291	522	266	91.4%



	Total Filings with %
Custody Visitation (CV)	101 35%
Show Cause (SC)	29 10%
Criminal Misdemeanor (CM)	28 10%
Civil Support (VS)	25 9%
Criminal Felony (CF)	23 8%
Others	85 29%
Total	291 100%

Special Case Activities

Emergency Protective Order	PE	1.0	15
Temporary Detention Order	TD	1.0	2

Commonwealth of Virginia
Caseload Statistics of the J&DR District Courts

Gloucester

September 2016

	Filing Type	Hearings Per Case	Filings	Hearings	Concluded	Clearance Rate
Adult						
Capias	CA	2.8	5	16	5	100%
Criminal Felony	CF	1.1	33	40	19	58%
Criminal Misdemeanor	CM	2.6	24	63	17	71%
Protective Order – Family Abuse	FP	2.4	12	28	13	108%
Motion - Modifv Protective Order	MP	1.0	1	1	1	100%
Protective Order - Violation of Protective Order Conviction	PV	1.0	2	2	2	100%
Remand Support	RS	1.0	4	4	4	100%
Show Cause	SC	2.7	28	62	25	89%
Restricted License - Support	SL	7.5	0	4	2	0%
Civil Support	VS	1.5	22	39	20	91%
Adult Total			131	259	108	82.4%
Juvenile						
Abuse or Neglect	AN	3.0	2	10	7	350%
Capias	CA	0.0	0	2	0	0%
Custody Visitation	CV	2.0	22	59	35	159%
Delinquency Felony	DF	4.0	1	8	1	100%
Delinquency Misdemeanor	DM	9.0	1	6	1	100%
Foster Care Review	FC	1.0	2	2	2	100%
Initial Foster Care Review	IF	1.0	6	6	6	100%
Permanency Planning	PH	1.0	4	4	4	100%
Paternity	PT	1.8	2	6	5	250%
Remand Custody	RC	1.0	10	10	10	100%
Remand Visitation	RV	1.0	10	10	10	100%
Show Cause	SC	4.0	0	7	5	0%
Status Offense	ST	1.0	4	4	4	100%
Traffic	T	1.8	4	7	4	100%
Termination of Parental Rights	TP	1.0	8	8	8	100%
Truancy/Runaway (Child in Need of Supervision)	TR	11.0	0	4	1	0%
Juvenile Total			76	153	103	135.5%
Totals			207	412	211	101.9%



	Total Filings with %	
Criminal Felony (CF)	33	16%
Show Cause (SC)	28	14%
Criminal Misdemeanor (CM)	24	12%
Civil Support (VS)	22	11%
Custody Visitation (CV)	22	11%
Others	78	38%
Total	207	100%

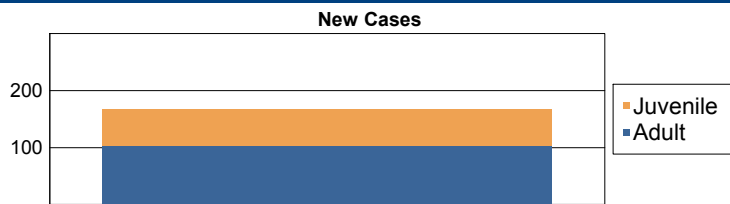
Special Case Activities

Emergency Protective Order	PE	1.0	23
Emergency Protective Order	PE	1.0	2
Temporary Detention Order	TD	1.0	2

Commonwealth of Virginia
Caseload Statistics of the J&DR District Courts
August 2016

Gloucester

	Filing Type	Hearings Per Case	Filings	Hearings	Concluded	Clearance Rate
Adult						
Capias	CA	2.7	10	32	19	190%
Criminal Felony	CF	2.3	14	24	4	29%
Criminal Misdemeanor	CM	2.7	34	86	36	106%
Protective Order – Family Abuse	FP	2.1	11	33	14	127%
Motion - Modifv Protective Order	MP	1.0	1	1	1	100%
Other	OT	0.0	0	2	0	0%
Show Cause	SC	3.0	13	43	17	131%
Restricted License - Support	SL	14.5	0	10	2	0%
Civil Support	VS	1.8	19	30	18	95%
Adult Total			102	261	111	108.8%
Juvenile						
Abuse or Neglect	AN	4.0	0	3	3	0%
Capias	CA	3.5	4	9	2	50%
Custody Visitation	CV	1.7	36	62	46	128%
Delinquency Felony	DF	5.0	0	13	5	0%
Delinquency Misdemeanor	DM	5.0	7	21	4	57%
Emancipation	EP	1.0	1	1	1	100%
Initial Foster Care Review	IF	1.0	7	7	7	100%
Show Cause	SC	4.5	0	6	2	0%
Status Offense	ST	2.5	2	5	4	200%
Traffic	T	1.5	8	12	10	125%
Truancy/Runaway (Child in Need of Supervision)	TR	2.0	0	2	2	0%
Juvenile Total			65	141	86	132.3%
Totals			167	402	197	118.0%



	Total Filings with %
Custody Visitation (CV)	36 22%
Criminal Misdemeanor (CM)	34 20%
Civil Support (VS)	19 11%
Capias (CA)	14 8%
Criminal Felony (CF)	14 8%
Others	50 30%
Total	167 100%

Special Case Activities

Emergency Protective Order	PE	1.0	23
Temporary Detention Order	TD	1.0	2

Commonwealth of Virginia
Caseload Statistics of the J&DR District Courts


Gloucester

July 2016

	Filing Type	Hearings Per Case	Filings	Hearings	Concluded	Clearance Rate
Adult						
Capias	CA	1.8	12	26	4	33%
Criminal Felonv	CF	1.8	13	22	13	100%
Criminal Misdemeanor	CM	2.6	24	56	20	83%
Protective Order – Family Abuse	FP	2.1	13	25	10	77%
Other	OT	20.0	1	2	2	200%
Show Cause	SC	3.9	16	56	20	125%
Restricted License - Support	SL	0.0	0	3	0	0%
Civil Support	VS	1.6	20	30	21	105%
Adult Total			99	220	90	90.9%
Juvenile						
Abuse or Neglect	AN	3.4	2	19	7	350%
Protective Order – Non Family Abuse	AP	3.0	0	1	1	0%
Custody Visitation	CV	2.2	39	63	45	115%
Delinquency Felonv	DF	6.0	3	7	2	67%
Delinquency Misdemeanor	DM	2.8	9	27	6	67%
Initial Foster Care Review	IF	1.0	4	4	4	100%
Paternity	PT	0.0	1	2	0	0%
Show Cause	SC	0.0	1	3	0	0%
Status Offense	ST	6.0	3	4	1	33%
Traffic	T	2.0	7	12	5	71%
Truancy/Runaway (Child in Need of Supervision)	TR	0.0	2	4	0	0%
Juvenile Total			71	146	71	100.0%

Totals			170	366	161	94.7%
---------------	--	--	------------	------------	------------	--------------

New Cases



	Total Filings with %
Custody Visitation (CV)	39 23%
Criminal Misdemeanor (CM)	24 14%
Civil Support (VS)	20 12%
Show Cause (SC)	17 10%
Criminal Felony (CF)	13 8%
Others	57 34%
Total	170 100%

Special Case Activities

Emergency Protective Order	PE	1.0	21
Temporary Detention Order	TD	1.0	4


Commonwealth of Virginia
Caseload Statistics of the J&DR District Courts

Gloucester

June 2016

	Filing Type	Hearings Per Case	Filings	Hearings	Concluded	Clearance Rate
Adult						
Protective Order - Non Family Abuse	AP	3.0	0	1	1	0%
Capias	CA	2.1	5	20	12	240%
Criminal Felony	CF	1.8	7	17	12	171%
Criminal Misdemeanor	CM	2.6	15	59	28	187%
Protective Order – Family Abuse	FP	2.7	12	21	6	50%
Motion - Modify Protective Order	MP	1.0	1	1	1	100%
Other	OT	52.0	0	4	1	0%
Protective Order - Violation of Protective Order Conviction	PV	1.0	2	2	2	100%
Remand Support	RS	1.0	1	1	1	100%
Show Cause	SC	3.3	12	49	19	158%
Restricted License - Support	SL	3.0	1	10	1	100%
Civil Support	VS	1.7	18	36	22	122%
Adult Total			74	221	106	143.2%
Juvenile						
Abuse or Neglect	AN	3.9	11	35	16	145%
Child in Need of Services	CS	7.0	0	1	1	0%
Custody Visitation	CV	2.1	53	97	55	104%
Delinquency Felony	DF	4.0	3	17	1	33%
Delinquency Misdemeanor	DM	3.9	7	43	15	214%
Entrustment Agreement	ET	1.0	4	4	4	100%
Protective Order – Family Abuse	FP	3.0	0	1	1	0%
Initial Foster Care Review	IF	1.0	4	4	4	100%
Motion - Modify Protective Order	MP	1.0	1	1	1	100%
Permanency Planning	PH	1.0	2	2	2	100%
Paternity	PT	1.0	4	6	1	25%
Show Cause	SC	2.5	0	8	2	0%
Status Offense	ST	0.0	3	5	0	0%
Traffic	T	2.0	5	7	2	40%
Truancy/Runaway (Child in Need of Supervision)	TR	0.0	1	6	0	0%
Juvenile Total			98	237	105	107.1%
Totals			172	458	211	122.7%

New Cases



	Total Filings with %
Custody Visitation (CV)	53 31%
Civil Support (VS)	18 10%
Criminal Misdemeanor (CM)	15 9%
Protective Order – Family Abuse (FP)	12 7%
Show Cause (SC)	12 7%
Others	62 36%
Total	172 100%

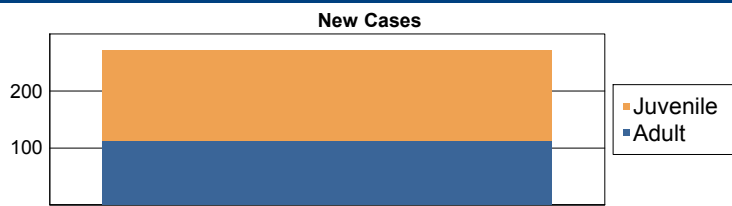
Special Case Activities

Emergency Protective Order	PE	1.0	17
Temporary Detention Order	TD	1.0	4

Commonwealth of Virginia
Caseload Statistics of the J&DR District Courts
 May 2016

Gloucester

	Filing Type	Hearings Per Case	Filings	Hearings	Concluded	Clearance Rate
Adult						
Capias	CA	3.2	15	23	6	40%
Criminal Felony	CF	2.4	2	12	7	350%
Criminal Misdemeanor	CM	2.3	34	71	28	82%
Protective Order – Family Abuse	FP	3.0	2	8	3	150%
Motion - Modifv Protective Order	MP	2.0	3	5	5	167%
Other	OT	1.0	6	7	6	100%
Protective Order - Violation of Protective Order Conviction	PV	1.0	2	2	2	100%
Remand Support	RS	1.0	6	6	6	100%
Show Cause	SC	3.2	17	60	33	194%
Restricted License - Support	SL	11.0	0	5	1	0%
Civil Support	VS	1.7	27	40	32	119%
Adult Total			114	239	129	113.2%
Juvenile						
Abuse or Neglect	AN	0.0	4	24	0	0%
Capias	CA	2.0	7	14	3	43%
Child in Need of Services	CS	1.0	1	1	1	100%
Custody Visitation	CV	1.8	58	104	68	117%
Delinquency Felony	DF	3.8	7	23	4	57%
Delinquency Misdemeanor	DM	2.3	20	40	3	15%
Foster Care Review	FC	1.0	4	4	4	100%
Permanency Planning	PH	1.0	2	2	2	100%
Paternity	PT	2.0	2	4	2	100%
Remand Custody	RC	1.0	8	8	8	100%
Remand Visitation	RV	1.0	8	8	8	100%
Show Cause	SC	1.8	30	63	14	47%
Status Offense	ST	0.0	0	1	0	0%
Traffic	T	2.0	4	8	6	150%
Truancy/Runaway (Child in Need of Supervision)	TR	0.0	3	7	0	0%
Juvenile Total			158	311	123	77.8%
Totals			272	550	252	92.6%



	Total Filings with %
Custody Visitation (CV)	58 21%
Show Cause (SC)	47 17%
Criminal Misdemeanor (CM)	34 13%
Civil Support (VS)	27 10%
Capias (CA)	22 8%
Others	84 31%
Total	272 100%

Special Case Activities

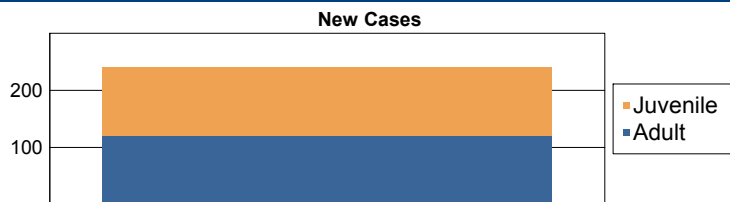
Emergency Protective Order	PE	1.0	15
Temporary Detention Order	TD	1.0	2

Commonwealth of Virginia
Caseload Statistics of the J&DR District Courts

Gloucester

April 2016

	Filing Type	Hearings Per Case	Filings	Hearings	Concluded	Clearance Rate
Adult						
Capias	CA	2.0	4	12	2	50%
Criminal Felony	CF	1.6	22	33	16	73%
Criminal Misdemeanor	CM	2.1	36	66	27	75%
Protective Order – Family Abuse	FP	2.0	4	11	2	50%
Motion - Modifv Protective Order	MP	0.0	1	1	0	0%
Other	OT	10.8	4	8	5	125%
Protective Order - Violation of Protective Order Conviction	PV	1.0	1	1	1	100%
Show Cause	SC	2.8	24	75	19	79%
Restricted License - Support	SL	0.0	0	9	0	0%
Civil Support	VS	1.6	24	37	22	92%
Adult Total			120	253	94	78.3%
Juvenile						
Abuse or Neglect	AN	3.0	15	33	3	20%
Child in Need of Services	CS	0.0	0	1	0	0%
Custody Visitation	CV	1.8	82	122	84	102%
Delinquency Felony	DF	0.0	2	8	0	0%
Delinquency Misdemeanor	DM	3.3	7	19	6	86%
Remand Custody	RC	1.0	3	3	3	100%
Remand Visitation	RV	1.0	3	3	3	100%
Show Cause	SC	3.0	1	2	1	100%
Status Offense	ST	1.5	1	4	2	200%
Traffic	T	1.8	6	13	9	150%
Truancy/Runaway (Child in Need of Supervision)	TR	4.0	1	5	1	100%
Juvenile Total			121	213	112	92.6%
Totals			241	466	206	85.5%



	Total Filings with %
Custody Visitation (CV)	82 34%
Criminal Misdemeanor (CM)	36 15%
Show Cause (SC)	25 10%
Civil Support (VS)	24 10%
Criminal Felony (CF)	22 9%
Others	52 22%
Total	241 100%

Special Case Activities

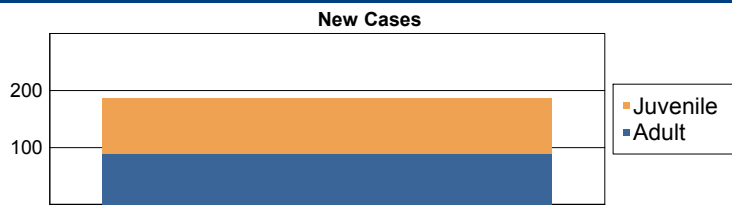
Emergency Protective Order	PE	1.0	21
Temporary Detention Order	TD	1.0	6

**Commonwealth of Virginia
Caseload Statistics of the J&DR District Courts**

Gloucester

March 2016

	Filing Type	Hearings Per Case	Filings	Hearings	Concluded	Clearance Rate
Adult						
Capias	CA	2.5	2	11	8	400%
Criminal Felonv	CF	1.4	12	16	11	92%
Criminal Misdemeanor	CM	2.5	14	38	19	136%
Protective Order – Family Abuse	FP	2.4	10	27	16	160%
Motion - Modifv Protective Order	MP	1.0	3	4	3	100%
Other	OT	0.0	0	2	0	0%
Protective Order - Violation of Protective Order Conviction	PV	1.0	1	1	1	100%
Remand Support	RS	1.0	2	2	2	100%
Show Cause	SC	3.1	25	79	36	144%
Restricted License - Support	SL	0.0	2	4	0	0%
Civil Support	VS	2.1	18	46	32	178%
Adult Total			89	230	128	143.8%
Juvenile						
Abuse or Nealect	AN	0.0	3	6	0	0%
Protective Order – Non Familv Abuse	AP	3.0	0	2	2	0%
Custody Visitation	CV	1.5	58	129	75	129%
Delinquencv Felonv	DF	9.0	5	21	3	60%
Delinquencv Misdemeanor	DM	5.8	12	41	18	150%
Foster Care Review	FC	1.0	2	2	2	100%
Protective Order – Family Abuse	FP	0.0	0	1	0	0%
Remand Custodv	RC	1.0	4	4	4	100%
Remand Visitation	RV	1.0	4	4	4	100%
Show Cause	SC	0.0	3	6	0	0%
Status Offense	ST	4.0	2	7	4	200%
Traffic	T	2.4	3	8	5	167%
Truancv/Runaway (Child in Need of Supervision)	TR	7.0	1	7	1	100%
Juvenile Total			97	238	118	121.6%
Totals			186	468	246	132.3%



	Total Filings with %
Custody Visitation (CV)	58 31%
Show Cause (SC)	28 15%
Civil Support (VS)	18 10%
Criminal Misdemeanor (CM)	14 8%
Criminal Felony (CF)	12 6%
Others	56 30%
Total	186 100%

Special Case Activities

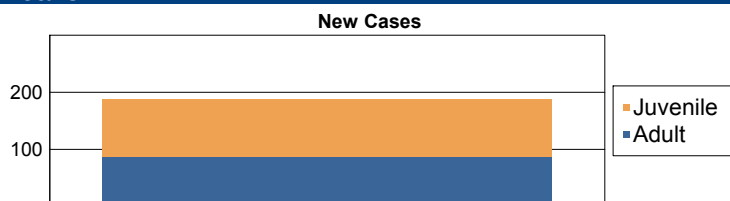
Emeraencv Protective Order	PE	1.0	14
Temporary Detention Order	TD	1.0	6

Commonwealth of Virginia
Caseload Statistics of the J&DR District Courts

Gloucester

February 2016

	Filing Type	Hearings Per Case	Filings	Hearings	Concluded	Clearance Rate
Adult						
Capias	CA	2.0	6	9	3	50%
Criminal Felony	CF	3.5	2	8	6	300%
Criminal Misdemeanor	CM	2.4	22	48	26	118%
Protective Order – Family Abuse	FP	3.0	8	16	2	25%
Motion - Modifv Protective Order	MP	1.0	3	3	3	100%
Other	OT	0.0	0	3	0	0%
Protective Order - Violation of Protective Order Conviction	PV	1.0	1	1	1	100%
Remand Support	RS	1.0	3	3	3	100%
Show Cause	SC	3.3	14	84	36	257%
Restricted License - Support	SL	2.7	1	12	3	300%
Civil Support	VS	1.3	27	41	21	78%
Adult Total			87	228	104	119.5%
Juvenile						
Abuse or Neglect	AN	2.5	3	11	11	367%
Protective Order – Non Family Abuse	AP	0.0	2	4	0	0%
Custody Visitation	CV	1.8	61	131	81	133%
Delinquency Felony	DF	2.5	5	18	4	80%
Delinquency Misdemeanor	DM	4.3	6	44	23	383%
Foster Care Review	FC	1.0	1	1	1	100%
Protective Order – Family Abuse	FP	0.0	1	1	0	0%
Initial Foster Care Review	IF	1.0	4	4	4	100%
Permanency Planning	PH	1.0	3	3	3	100%
Remand Custody	RC	1.0	3	3	3	100%
Remand Visitation	RV	1.0	3	3	3	100%
Status Offense	ST	3.3	1	5	3	300%
Traffic	T	2.0	6	10	4	67%
Truancy/Runaway (Child in Need of Supervision)	TR	0.0	1	2	0	0%
Juvenile Total			100	240	140	140.0%
Totals			187	468	244	130.5%



	Total Filings with %
Custody Visitation (CV)	61 33%
Civil Support (VS)	27 14%
Criminal Misdemeanor (CM)	22 12%
Show Cause (SC)	14 7%
Protective Order – Family Abuse (FP)	9 5%
Others	54 29%
Total	187 100%

Special Case Activities

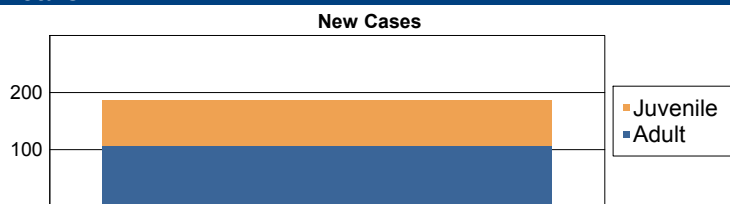
Emergency Protective Order	PE	1.0	10
Emergency Protective Order	PE	1.0	2

Commonwealth of Virginia
Caseload Statistics of the J&DR District Courts

Gloucester

January 2016

	Filing Type	Hearings Per Case	Filings	Hearings	Concluded	Clearance Rate
Adult						
Cabias	CA	2.6	5	18	10	200%
Criminal Felonv	CF	4.6	14	25	14	100%
Criminal Misdemeanor	CM	2.9	30	74	26	87%
Protective Order – Family Abuse	FP	2.0	5	10	3	60%
Motion - Modifv Protective Order	MP	1.0	2	3	2	100%
Other	OT	1.0	1	3	1	100%
Protective Order - Violation of Protective Order Conviction	PV	1.0	2	2	2	100%
Remand Support	RS	1.0	3	3	3	100%
Show Cause	SC	3.4	20	61	10	50%
Restricted License - Support	SL	0.0	1	8	0	0%
Civil Support	VS	1.2	24	32	13	54%
Adult Total			107	239	84	78.5%
Juvenile						
Protective Order – Non Familv Abuse	AP	0.0	0	1	0	0%
Child in Need of Services	CS	0.0	0	1	0	0%
Custody Visitation	CV	2.0	49	104	78	159%
Delinquencv Felonv	DF	3.0	3	10	2	67%
Delinquencv Misdemeanor	DM	3.5	10	33	8	80%
Foster Care Review	FC	1.0	1	1	1	100%
Paternity	PT	0.0	2	2	0	0%
Remand Custodv	RC	1.0	6	6	6	100%
Remand Visitation	RV	1.0	6	6	6	100%
Show Cause	SC	3.0	0	1	1	0%
Status Offense	ST	3.0	0	2	1	0%
Traffic	T	2.5	3	9	6	200%
Truancv/Runaway (Child in Need of Supervision)	TR	0.0	1	3	0	0%
Juvenile Total			81	179	109	134.6%
Totals			188	418	193	102.7%



	Total Filings with %
Custody Visitation (CV)	49 26%
Criminal Misdemeanor (CM)	30 16%
Civil Support (VS)	24 13%
Show Cause (SC)	20 11%
Criminal Felony (CF)	14 7%
Others	51 27%
Total	188 100%

Special Case Activities

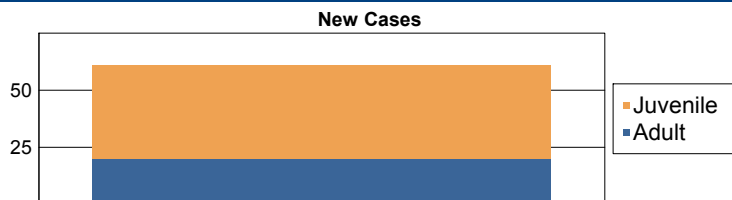
Emeraencv Protective Order	PE	1.0	13
----------------------------	----	-----	----

Commonwealth of Virginia
Caseload Statistics of the J&DR District Courts

Goochland

December 2016

	Filing Type	Hearings Per Case	Filings	Hearings	Concluded	Clearance Rate
Adult						
Capias	CA	7.0	1	9	2	200%
Criminal Felony	CF	3.3	1	5	3	300%
Criminal Misdemeanor	CM	2.6	7	20	5	71%
Protective Order – Family Abuse	FP	1.0	1	1	1	100%
Show Cause	SC	7.8	2	13	4	200%
Civil Support	VS	2.2	8	17	6	75%
Adult Total			20	65	21	105.0%
Juvenile						
Abuse or Neglect	AN	0.0	3	7	0	0%
Custody Visitation	CV	2.1	22	61	19	86%
Delinquency Misdemeanor	DM	2.8	2	11	6	300%
Foster Care Review	FC	0.0	0	2	0	0%
Permanency Planning	PH	1.0	4	4	4	100%
Remand Custody	RC	1.0	1	1	1	100%
Status Offense	ST	1.0	1	1	1	100%
Traffic	T	2.9	8	19	9	113%
Juvenile Total			41	106	40	97.6%
Totals			61	171	61	100.0%



	Total Filings with %
Custody Visitation (CV)	22 36%
Civil Support (VS)	8 13%
Traffic (T)	8 13%
Criminal Misdemeanor (CM)	7 11%
Permanency Planning (PH)	4 7%
Others	12 20%
Total	61 100%

Special Case Activities

Emergency Protective Order	PE	1.0	2
----------------------------	----	-----	---

Commonwealth of Virginia
Caseload Statistics of the J&DR District Courts

Goochland

November 2016

	Filing Type	Hearings Per Case	Filings	Hearings	Concluded	Clearance Rate
Adult						
Capias	CA	0.0	1	1	0	0%
Criminal Felony	CF	3.0	2	4	1	50%
Criminal Misdemeanor	CM	3.0	3	11	2	67%
Protective Order – Family Abuse	FP	2.0	0	1	1	0%
Show Cause	SC	0.0	1	4	0	0%
Civil Support	VS	3.0	3	7	1	33%
Adult Total			10	28	5	50.0%
Juvenile						
Abuse or Neglect	AN	3.0	1	4	1	100%
Capias	CA	0.0	0	1	0	0%
Custody Visitation	CV	2.4	39	79	14	36%
Delinquency Felony	DF	0.0	0	1	0	0%
Delinquency Misdemeanor	DM	0.0	1	6	0	0%
Foster Care Review	FC	1.0	1	1	1	100%
Initial Foster Care Review	IF	1.0	1	1	1	100%
Permanency Planning	PH	1.0	5	5	5	100%
Remand Custody	RC	1.0	5	5	4	80%
Remand Visitation	RV	1.0	2	2	2	100%
Show Cause	SC	1.7	1	3	3	300%
Traffic	T	0.0	1	4	0	0%
	VA	0.0	1	1	0	0%
Juvenile Total			58	113	31	53.4%
Totals			68	141	36	52.9%

New Cases



	Total Filings with %
Custody Visitation (CV)	39 57%
Permanency Planning (PH)	5 7%
Remand Custody (RC)	5 7%
Civil Support (VS)	3 4%
Criminal Misdemeanor (CM)	3 4%
Others	13 19%
Total	68 100%

Special Case Activities

Emergency Protective Order	PE	1.0	5
----------------------------	----	-----	---


Commonwealth of Virginia
Caseload Statistics of the J&DR District Courts

Goochland

October 2016

	Filing Type	Hearings Per Case	Filings	Hearings	Concluded	Clearance Rate
Adult						
Capias	CA	2.0	1	8	1	100%
Criminal Felony	CF	0.0	2	5	0	0%
Criminal Misdemeanor	CM	3.3	5	21	9	180%
Protective Order – Family Abuse	FP	2.7	2	5	3	150%
Protective Order - Violation of Protective Order Conviction	PV	1.0	1	1	1	100%
Show Cause	SC	5.7	4	15	3	75%
Civil Support	VS	2.2	15	27	10	67%
Adult Total			30	82	27	90.0%
Juvenile						
Abuse or Neglect	AN	0.0	1	1	0	0%
Relief of Custody	CR	1.0	1	1	1	100%
Child in Need of Services	CS	1.0	3	3	1	33%
Custody Visitation	CV	2.6	38	73	17	45%
Delinquency Misdemeanor	DM	2.1	6	17	7	117%
Foster Care Review	FC	1.0	2	2	2	100%
Permanency Planning	PH	1.0	5	5	5	100%
Paternity	PT	1.0	1	1	1	100%
Show Cause	SC	0.0	2	2	0	0%
Traffic	T	1.2	19	23	13	68%
Termination of Parental Rights	TP	1.0	1	1	1	100%
Truancy/Runaway (Child in Need of Supervision)	TR	5.0	0	2	1	0%
Juvenile Total			79	131	49	62.0%
Totals			109	213	76	69.7%

New Cases



	Total Filings with %
Custody Visitation (CV)	38 35%
Traffic (T)	19 17%
Civil Support (VS)	15 14%
Delinquency Misdemeanor (DM)	6 6%
Show Cause (SC)	6 6%
Others	25 23%
Total	109 100%

Special Case Activities

Emergency Protective Order	PE	1.0	2
Emergency Protective Order	PE	1.0	2

Commonwealth of Virginia
Caseload Statistics of the J&DR District Courts

Goochland

September 2016

	Filing Type	Hearings Per Case	Filings	Hearings	Concluded	Clearance Rate
Adult						
Protective Order - Non Family Abuse	AP	2.0	1	2	1	100%
Capias	CA	0.0	1	1	0	0%
Criminal Felony	CF	4.0	0	3	1	0%
Criminal Misdemeanor	CM	4.0	4	11	2	50%
Protective Order – Family Abuse	FP	0.0	2	4	0	0%
Motion - Modify Protective Order	MP	1.0	1	1	1	100%
Show Cause	SC	2.0	0	1	1	0%
Civil Support	VS	2.5	3	7	2	67%
Adult Total			12	30	8	66.7%
Juvenile						
Abuse or Neglect	AN	1.0	1	1	1	100%
Custody Visitation	CV	5.8	8	32	8	100%
Delinquency Misdemeanor	DM	2.0	2	15	9	450%
Foster Care Review	FC	1.0	2	2	2	100%
Permanency Planning	PH	1.0	2	2	2	100%
Status Offense	ST	2.0	0	1	1	0%
Traffic	T	2.0	2	4	1	50%
Juvenile Total			17	57	24	141.2%
Totals			29	87	32	110.3%



	Total Filings with %
Custody Visitation (CV)	8 28%
Criminal Misdemeanor (CM)	4 14%
Civil Support (VS)	3 10%
Delinquency Misdemeanor (DM)	2 7%
Foster Care Review (FC)	2 7%
Others	10 34%
Total	29 100%

Special Case Activities

Emergency Protective Order	PE	1.0	4
Temporary Detention Order	TD	1.0	2

**Commonwealth of Virginia
Caseload Statistics of the J&DR District Courts**

Goochland

August 2016

	Filing Type	Hearings Per Case	Filings	Hearings	Concluded	Clearance Rate
Adult						
Capias	CA	2.0	1	3	1	100%
Criminal Felony	CF	0.0	1	1	0	0%
Criminal Misdemeanor	CM	3.0	3	4	1	33%
Protective Order – Family Abuse	FP	2.0	1	3	1	100%
Other	OT	1.0	1	1	1	100%
Show Cause	SC	2.2	5	15	6	120%
Civil Support	VS	1.4	7	14	5	71%
Adult Total			19	41	15	78.9%
Juvenile						
Capias	CA	0.0	0	1	0	0%
Custody Visitation	CV	2.5	8	25	15	188%
Delinquency Felony	DF	4.3	0	4	3	0%
Delinquency Misdemeanor	DM	3.2	6	14	5	83%
Initial Foster Care Review	IF	1.0	1	1	1	100%
Remand Custody	RC	1.0	1	1	1	100%
Status Offense	ST	1.0	1	1	1	100%
Traffic	T	2.4	5	12	7	140%
Juvenile Total			22	59	33	150.0%
Totals			41	100	48	117.1%



	Total Filings with %
Custody Visitation (CV)	8 20%
Civil Support (VS)	7 17%
Delinquency Misdemeanor (DM)	6 15%
Show Cause (SC)	5 12%
Traffic (T)	5 12%
Others	10 24%
Total	41 100%

Special Case Activities

Emergency Protective Order	PE	1.0	8
----------------------------	----	-----	---

Commonwealth of Virginia
Caseload Statistics of the J&DR District Courts

Goochland

July 2016

	Filing Type	Hearings Per Case	Filings	Hearings	Concluded	Clearance Rate
Adult						
Capias	CA	2.0	4	5	1	25%
Criminal Felony	CF	4.0	0	2	2	0%
Criminal Misdemeanor	CM	2.8	6	17	8	133%
Protective Order – Family Abuse	FP	2.5	1	3	2	200%
Remand Support	RS	1.0	1	1	1	100%
Show Cause	SC	4.3	8	24	9	113%
Civil Support	VS	2.2	9	18	13	144%
Adult Total			29	70	36	124.1%
Juvenile						
Capias	CA	0.0	0	1	0	0%
Child in Need of Services	CS	3.0	0	1	1	0%
Custody Visitation	CV	4.3	17	39	11	65%
Delinquency Felony	DF	0.0	0	2	0	0%
Delinquency Misdemeanor	DM	3.4	5	10	5	100%
Foster Care Review	FC	1.0	3	3	3	100%
Initial Foster Care Review	IF	1.0	2	2	2	100%
Motion - Modify Protective Order	MP	1.0	3	3	3	100%
Remand Custody	RC	1.0	1	1	1	100%
Show Cause	SC	2.0	0	3	3	0%
Status Offense	ST	1.0	2	2	2	100%
Traffic	T	2.5	7	22	16	229%
Juvenile Total			40	89	47	117.5%
Totals			69	159	83	120.3%



	Total Filings with %
Custody Visitation (CV)	17 25%
Civil Support (VS)	9 13%
Show Cause (SC)	8 12%
Traffic (T)	7 10%
Criminal Misdemeanor (CM)	6 9%
Others	22 32%
Total	69 100%

Special Case Activities

Emergency Protective Order	PE	1.0	3
----------------------------	----	-----	---

Commonwealth of Virginia
Caseload Statistics of the J&DR District Courts

Goochland

June 2016

	Filing Type	Hearings Per Case	Filings	Hearings	Concluded	Clearance Rate
Adult						
Protective Order - Non Family Abuse	AP	3.0	0	1	1	0%
Capias	CA	0.0	1	2	0	0%
Criminal Felony	CF	0.0	0	2	0	0%
Criminal Misdemeanor	CM	5.5	0	2	2	0%
Protective Order – Family Abuse	FP	2.0	2	3	1	50%
Remand Support	RS	1.0	1	1	1	100%
Show Cause	SC	2.2	7	26	9	129%
Restricted License - Support	SL	1.0	1	1	1	100%
Civil Support	VS	3.0	4	12	8	200%
Adult Total			16	50	23	143.8%
Juvenile						
Child in Need of Services	CS	2.0	0	1	1	0%
Custody Visitation	CV	2.1	25	50	15	60%
Delinquency Felony	DF	0.0	0	2	0	0%
Delinquency Misdemeanor	DM	2.2	7	17	5	71%
Foster Care Review	FC	1.0	3	3	3	100%
Permanency Planning	PH	1.0	2	2	2	100%
Remand Custody	RC	1.0	1	1	1	100%
Show Cause	SC	1.8	5	8	4	80%
Status Offense	ST	0.0	1	1	0	0%
Traffic	T	1.7	8	14	10	125%
Truancy/Runaway (Child in Need of Supervision)	TR	0.0	0	1	0	0%
Juvenile Total			52	100	41	78.8%
Totals			68	150	64	94.1%

New Cases



	Total Filings with %
Custody Visitation (CV)	25 37%
Show Cause (SC)	12 18%
Traffic (T)	8 12%
Delinquency Misdemeanor (DM)	7 10%
Civil Support (VS)	4 6%
Others	12 18%
Total	68 100%

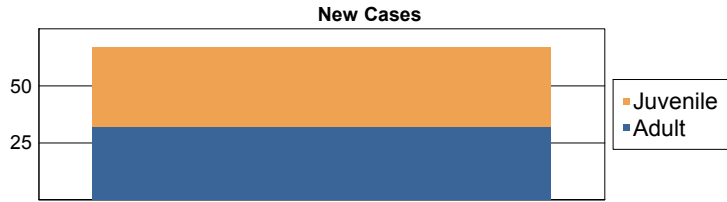
Special Case Activities

Emergency Protective Order	PE	1.0	5
----------------------------	----	-----	---

Commonwealth of Virginia
Caseload Statistics of the J&DR District Courts
 May 2016

Goochland

	Filing Type	Hearings Per Case	Filings	Hearings	Concluded	Clearance Rate
Adult						
Protective Order - Non Family Abuse	AP	3.0	0	1	1	0%
Capias	CA	2.0	0	1	1	0%
Criminal Felony	CF	6.0	0	1	1	0%
Criminal Misdemeanor	CM	3.5	8	24	6	75%
Protective Order – Family Abuse	FP	3.0	1	3	1	100%
Show Cause	SC	1.0	10	18	2	20%
Restricted License - Support	SL	2.0	0	1	1	0%
Civil Support	VS	1.5	13	25	12	92%
Adult Total			32	74	25	78.1%
Juvenile						
Child in Need of Services	CS	2.0	0	1	1	0%
Custody Visitation	CV	4.2	13	51	31	238%
Delinquency Felony	DF	0.0	1	3	0	0%
Delinquency Misdemeanor	DM	2.7	6	18	6	100%
Foster Care Review	FC	1.0	2	2	2	100%
Initial Foster Care Review	IF	1.0	2	2	2	100%
Permanency Planning	PH	1.0	2	2	2	100%
Show Cause	SC	1.0	3	3	1	33%
Status Offense	ST	1.0	1	1	1	100%
Traffic	T	3.0	5	11	1	20%
Truancy/Runaway (Child in Need of Supervision)	TR	2.0	0	1	1	0%
Juvenile Total			35	95	48	137.1%
Totals			67	169	73	109.0%



	Total Filings with %
Civil Support (VS)	13 19%
Custody Visitation (CV)	13 19%
Show Cause (SC)	13 19%
Criminal Misdemeanor (CM)	8 12%
Delinquency Misdemeanor (DM)	6 9%
Others	14 21%
Total	67 100%

Special Case Activities
 Emergency Protective Order

PE	1.0	4
----	-----	---

Commonwealth of Virginia
Caseload Statistics of the J&DR District Courts

Goochland

April 2016

	Filing Type	Hearings Per Case	Filings	Hearings	Concluded	Clearance Rate
Adult						
Protective Order - Non Familv Abuse	AP	0.0	1	2	0	0%
Capias	CA	1.7	2	4	3	150%
Criminal Felonv	CF	5.0	0	3	1	0%
Criminal Misdemeanor	CM	4.5	5	16	2	40%
Protective Order – Familv Abuse	FP	3.0	0	2	2	0%
Other	OT	1.0	2	2	2	100%
Remand Support	RS	1.0	1	1	1	100%
Show Cause	SC	1.9	13	24	14	108%
Restricted License - Support	SL	0.0	1	1	0	0%
Civil Support	VS	2.4	5	12	5	100%
Adult Total			30	67	30	100.0%

Juvenile						
Relief of Custodv	CR	4.0	0	1	1	0%
Child in Need of Services	CS	0.0	1	1	0	0%
Custodv Visitation	CV	2.0	10	29	6	60%
Delinquencv Felonv	DF	2.0	0	1	1	0%
Delinquencv Misdemeanor	DM	1.5	11	17	8	73%
Foster Care Review	FC	1.0	1	1	1	100%
Permanencv Planning	PH	1.0	2	2	2	100%
Remand Custodv	RC	1.0	1	1	1	100%
Show Cause	SC	1.0	1	1	1	100%
Status Offense	ST	1.3	3	4	4	133%
Traffic	T	2.0	9	16	4	44%
Truancv/Runawav (Child in Need of Supervision)	TR	0.0	1	2	0	0%
Juvenile Total			40	76	29	72.5%

Totals			70	143	59	84.3%
---------------	--	--	-----------	------------	-----------	--------------



	Total Filings with %
Show Cause (SC)	14 20%
Delinquency Misdemeanor (DM)	11 16%
Custody Visitation (CV)	10 14%
Traffic (T)	9 13%
Civil Support (VS)	5 7%
Others	21 30%
Total	70 100%

Special Case Activities

Emeraency Protective Order	PE	1.0	5
Emeraency Custodv Order	EC	1.0	2


Commonwealth of Virginia
Caseload Statistics of the J&DR District Courts

Goochland

March 2016

	Filing Type	Hearings Per Case	Filings	Hearings	Concluded	Clearance Rate
Adult						
Capias	CA	3.0	3	6	1	33%
Criminal Felony	CF	3.7	1	4	3	300%
Criminal Misdemeanor	CM	2.5	0	5	2	0%
Protective Order – Family Abuse	FP	2.0	0	1	1	0%
Remand Support	RS	1.0	3	3	3	100%
Show Cause	SC	2.6	4	16	5	125%
Civil Support	VS	1.4	6	14	5	83%
Adult Total			17	49	20	117.6%
Juvenile						
Capias	CA	0.0	0	1	0	0%
Relief of Custody	CR	0.0	0	1	0	0%
Child in Need of Services	CS	0.0	1	2	0	0%
Custody Visitation	CV	2.7	12	67	24	200%
Delinquency Felony	DF	0.0	2	3	0	0%
Delinquency Misdemeanor	DM	1.3	10	13	8	80%
Initial Foster Care Review	IF	1.0	5	5	5	100%
Remand Custody	RC	1.0	5	5	5	100%
Remand Visitation	RV	1.0	2	2	2	100%
Show Cause	SC	1.0	1	1	1	100%
Status Offense	ST	1.0	3	3	2	67%
Traffic	T	2.3	3	8	6	200%
Truancy/Runaway (Child in Need of Supervision)	TR	0.0	1	1	0	0%
Juvenile Total			45	112	53	117.8%
Totals			62	161	73	117.7%

New Cases



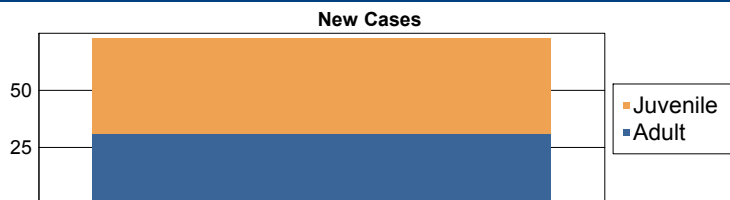
	Total Filings with %	
Custody Visitation (CV)	12	19%
Delinquency Misdemeanor (DM)	10	16%
Civil Support (VS)	6	10%
Initial Foster Care Review (IF)	5	8%
Remand Custody (RC)	5	8%
Others	24	39%
Total	62	100%

Commonwealth of Virginia
Caseload Statistics of the J&DR District Courts

Goochland

February 2016

	Filing Type	Hearings Per Case	Filings	Hearings	Concluded	Clearance Rate
Adult						
Protective Order - Non Family Abuse	AP	0.0	1	2	0	0%
Capias	CA	0.0	1	1	0	0%
Criminal Felony	CF	2.0	0	4	1	0%
Criminal Misdemeanor	CM	3.6	8	22	5	63%
Criminal Support	CS	1.0	1	1	1	100%
Protective Order – Family Abuse	FP	2.0	2	4	2	100%
Remand Support	RS	1.0	1	1	1	100%
Show Cause	SC	1.8	4	15	4	100%
Civil Support	VS	1.7	13	19	9	69%
Adult Total			31	69	23	74.2%
Juvenile						
Abuse or Neglect	AN	3.0	0	1	1	0%
Capias	CA	0.0	1	1	0	0%
Relief of Custody	CR	0.0	0	1	0	0%
Child in Need of Services	CS	0.0	1	1	0	0%
Custody Visitation	CV	1.9	20	71	28	140%
Delinquency Felony	DF	0.0	0	2	0	0%
Delinquency Misdemeanor	DM	3.6	7	18	9	129%
Initial Foster Care Review	IF	1.0	1	1	1	100%
Motion - Modify Protective Order	MP	1.3	3	4	4	133%
Show Cause	SC	5.0	0	1	1	0%
Status Offense	ST	4.0	0	1	1	0%
Traffic	T	1.2	9	12	6	67%
Juvenile Total			42	114	51	121.4%
Totals			73	183	74	101.4%



	Total Filings with %
Custody Visitation (CV)	20 27%
Civil Support (VS)	13 18%
Traffic (T)	9 12%
Criminal Misdemeanor (CM)	8 11%
Delinquency Misdemeanor (DM)	7 10%
Others	16 22%
Total	73 100%

Special Case Activities

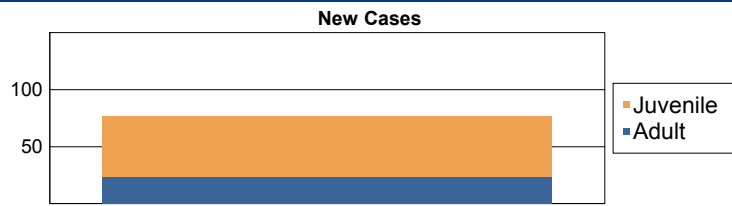
Emergency Protective Order	PE	1.0	8
----------------------------	----	-----	---

**Commonwealth of Virginia
Caseload Statistics of the J&DR District Courts**

Goochland

January 2016

	Filing Type	Hearings Per Case	Filings	Hearings	Concluded	Clearance Rate
Adult						
Capias	CA	3.6	0	9	7	0%
Criminal Felony	CF	4.0	1	8	4	400%
Criminal Misdemeanor	CM	3.2	5	13	5	100%
Protective Order – Family Abuse	FP	2.3	3	7	4	133%
Motion - Modifv Protective Order	MP	1.0	1	1	1	100%
Show Cause	SC	9.2	4	16	5	125%
Civil Support	VS	2.6	10	20	9	90%
Adult Total			24	74	35	145.8%
Juvenile						
Custody Visitation	CV	2.0	28	70	15	54%
Delinquency Felony	DF	0.0	0	1	0	0%
Delinquency Misdemeanor	DM	2.6	4	21	14	350%
Initial Foster Care Review	IF	1.0	1	1	1	100%
Motion - Modifv Protective Order	MP	1.0	2	2	1	50%
Permanency Planning	PH	1.0	4	4	4	100%
Show Cause	SC	2.5	0	2	2	0%
Traffic	T	2.0	14	31	20	143%
Truancy/Runaway (Child in Need of Supervision)	TR	3.0	0	1	1	0%
Juvenile Total			53	133	58	109.4%
Totals			77	207	93	120.8%



	Total Filings with %	
Custody Visitation (CV)	28	36%
Traffic (T)	14	18%
Civil Support (VS)	10	13%
Criminal Misdemeanor (CM)	5	6%
Delinquency Misdemeanor (DM)	4	5%
Others	16	21%
Total	77	100%

Special Case Activities

Emergency Protective Order	PE	1.0	5
Emergency Protective Order	PE	1.0	2

Commonwealth of Virginia
Caseload Statistics of the J&DR District Courts

Grayson

December 2016

	Filing Type	Hearings Per Case	Filings	Hearings	Concluded	Clearance Rate
Adult						
Capias	CA	0.0	1	5	0	0%
Criminal Felonv	CF	2.5	10	23	4	40%
Criminal Misdemeanor	CM	3.6	5	22	5	100%
Protective Order – Family Abuse	FP	2.8	3	14	6	200%
Motion - Modifv Protective Order	MP	1.0	1	1	1	100%
Remand Support	RS	1.0	1	1	1	100%
Show Cause	SC	3.3	1	13	12	1,200%
Civil Support	VS	2.3	3	7	3	100%
Adult Total			25	86	32	128.0%
Juvenile						
Relief of Custody	CR	2.0	1	2	1	100%
Custody Visitation	CV	3.1	15	37	16	107%
Delinquencv Felonv	DF	6.0	0	4	2	0%
Delinquencv Misdemeanor	DM	2.3	4	12	9	225%
Foster Care Review	FC	1.5	1	3	2	200%
Initial Foster Care Review	IF	1.0	1	1	1	100%
Status Offense	ST	1.0	1	1	1	100%
Traffic	T	2.3	4	7	3	75%
Truancv/Runaway (Child in Need of Supervision)	TR	0.0	4	4	0	0%
Juvenile Total			31	71	35	112.9%
Totals			56	157	67	119.6%



	Total Filings with %
Custody Visitation (CV)	15 27%
Criminal Felony (CF)	10 18%
Criminal Misdemeanor (CM)	5 9%
Delinquency Misdemeanor (DM)	4 7%
Traffic (T)	4 7%
Others	18 32%
Total	56 100%

Special Case Activities

Emergency Protective Order	PE	1.0	7
----------------------------	----	-----	---

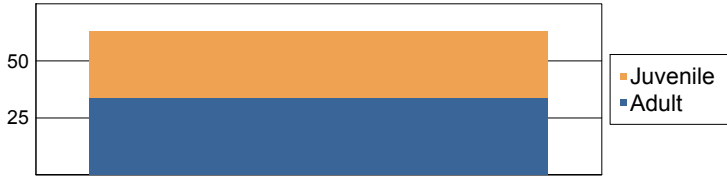
Commonwealth of Virginia
Caseload Statistics of the J&DR District Courts

Grayson

November 2016

	Filing Type	Hearings Per Case	Filings	Hearings	Concluded	Clearance Rate
Adult						
Capias	CA	2.0	1	4	1	100%
Criminal Felonv	CF	0.0	5	7	0	0%
Criminal Misdemeanor	CM	2.9	10	26	10	100%
Protective Order – Family Abuse	FP	2.5	3	6	2	67%
Motion - Modifv Protective Order	MP	1.0	1	1	1	100%
Remand Support	RS	1.0	1	1	1	100%
Show Cause	SC	5.4	5	25	11	220%
Restricted License - Support	SL	0.0	1	1	0	0%
Civil Support	VS	1.0	7	9	3	43%
Adult Total			34	80	29	85.3%
Juvenile						
Abuse or Neglect	AN	2.0	0	1	1	0%
Child in Need of Services	CS	2.5	1	5	2	200%
Custodv Visitation	CV	2.8	11	31	12	109%
Delinquency Felonv	DF	0.0	2	8	0	0%
Delinquency Misdemeanor	DM	4.8	2	10	4	200%
Initial Foster Care Review	IF	1.0	1	1	1	100%
Permanency Planning	PH	1.4	5	7	5	100%
Remand Custodv	RC	1.0	1	1	1	100%
Traffic	T	2.2	4	13	6	150%
Termination of Parental Rihts	TP	0.0	2	2	0	0%
Juvenile Total			29	79	32	110.3%
Totals			63	159	61	96.8%

New Cases



	Total Filings with %	
Custody Visitation (CV)	11	17%
Criminal Misdemeanor (CM)	10	16%
Civil Support (VS)	7	11%
Criminal Felony (CF)	5	8%
Permanency Planning (PH)	5	8%
Others	25	40%
Total	63	100%

Special Case Activities

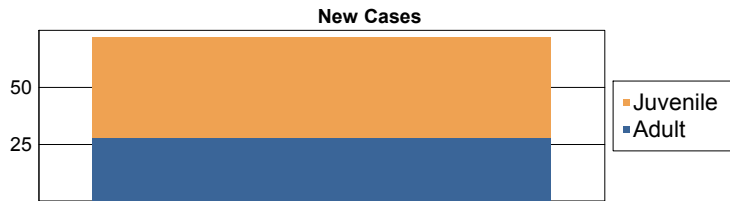
Emergency Protective Order	PE	1.0	6
----------------------------	----	-----	---

Commonwealth of Virginia
Caseload Statistics of the J&DR District Courts

Grayson

October 2016

	Filing Type	Hearings Per Case	Filings	Hearings	Concluded	Clearance Rate
Adult						
Capias	CA	3.9	1	9	7	700%
Criminal Felony	CF	3.0	1	10	2	200%
Criminal Misdemeanor	CM	3.9	8	32	8	100%
Protective Order – Family Abuse	FP	1.0	4	10	1	25%
Motion - Modifv Protective Order	MP	3.0	1	2	2	200%
Show Cause	SC	2.0	6	14	1	17%
Civil Support	VS	2.2	7	12	6	86%
Adult Total			28	89	27	96.4%
Juvenile						
Abuse or Neglect	AN	0.0	1	1	0	0%
Child in Need of Services	CS	0.0	2	3	0	0%
Custody Visitation	CV	2.4	28	57	25	89%
Delinquency Felony	DF	0.0	2	2	0	0%
Delinquency Misdemeanor	DM	11.8	1	13	5	500%
Foster Care Review	FC	1.0	5	5	4	80%
Permanency Planning	PH	1.0	3	3	2	67%
Traffic	T	0.0	1	1	0	0%
Truancy/Runaway (Child in Need of Supervision)	TR	3.5	0	3	2	0%
	VA	1.0	1	1	1	100%
Juvenile Total			44	89	39	88.6%
Totals			72	178	66	91.7%



	Total Filings with %
Custody Visitation (CV)	28 39%
Criminal Misdemeanor (CM)	8 11%
Civil Support (VS)	7 10%
Show Cause (SC)	6 8%
Foster Care Review (FC)	5 7%
Others	18 25%
Total	72 100%

Special Case Activities

Emergency Protective Order	PE	1.0	5
Emergency Custody Order	EC	0.0	2

Commonwealth of Virginia
Caseload Statistics of the J&DR District Courts

Grayson

September 2016

	Filing Type	Hearings Per Case	Filings	Hearings	Concluded	Clearance Rate
Adult						
Capias	CA	3.2	3	10	5	167%
Criminal Felony	CF	2.3	6	9	3	50%
Criminal Misdemeanor	CM	2.8	17	26	4	24%
Protective Order – Family Abuse	FP	3.5	5	10	2	40%
Motion - Modifv Protective Order	MP	0.0	0	1	0	0%
Show Cause	SC	4.0	5	32	6	120%
Restricted License - Support	SL	1.0	3	3	2	67%
Civil Support	VS	2.6	3	13	7	233%
Adult Total			42	104	29	69.0%
Juvenile						
Custody Visitation	CV	1.7	14	27	3	21%
Delinquency Misdemeanor	DM	3.0	2	8	2	100%
Permanency Planning	PH	1.0	5	5	5	100%
Traffic	T	1.0	7	8	1	14%
Truancy/Runaway (Child in Need of Supervision)	TR	4.0	0	4	1	0%
Juvenile Total			28	52	12	42.9%
Totals			70	156	41	58.6%



	Total Filings	%
Criminal Misdemeanor (CM)	17	24%
Custody Visitation (CV)	14	20%
Traffic (T)	7	10%
Criminal Felony (CF)	6	9%
Permanency Planning (PH)	5	7%
Others	21	30%
Total	70	100%

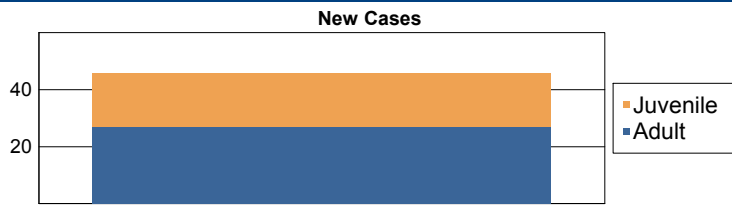
Special Case Activities

Emergency Protective Order	PE	1.0	7
----------------------------	----	-----	---

Commonwealth of Virginia
Caseload Statistics of the J&DR District Courts
August 2016

Grayson

	Filing Type	Hearings Per Case	Filings	Hearings	Concluded	Clearance Rate
Adult						
Capias	CA	3.8	4	13	6	150%
Criminal Felony	CF	4.5	5	16	8	160%
Criminal Misdemeanor	CM	3.8	8	40	16	200%
Protective Order – Family Abuse	FP	2.3	5	11	4	80%
Motion - Modifv Protective Order	MP	0.0	0	1	0	0%
Show Cause	SC	4.0	2	20	3	150%
Civil Support	VS	2.0	3	11	3	100%
Adult Total			27	112	40	148.1%
Juvenile						
Abuse or Neglect	AN	5.0	0	1	1	0%
Custody Visitation	CV	2.3	12	33	12	100%
Delinquency Misdemeanor	DM	3.0	1	10	4	400%
Foster Care Review	FC	1.0	1	1	1	100%
Initial Foster Care Review	IF	1.0	1	1	1	100%
Permanency Planning	PH	1.0	1	1	1	100%
Status Offense	ST	2.0	0	1	1	0%
Traffic	T	3.0	3	8	2	67%
Truancy/Runaway (Child in Need of Supervision)	TR	5.0	0	2	1	0%
Juvenile Total			19	58	24	126.3%
Totals			46	170	64	139.1%



	Total Filings with %
Custody Visitation (CV)	12 26%
Criminal Misdemeanor (CM)	8 17%
Criminal Felony (CF)	5 11%
Protective Order – Family Abuse (FP)	5 11%
Capias (CA)	4 9%
Others	12 26%
Total	46 100%

Special Case Activities

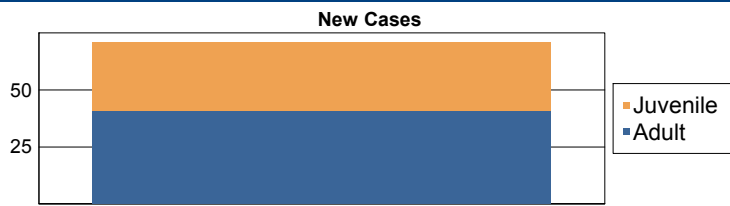
Emergency Protective Order	PE	1.1	16
----------------------------	----	-----	----

Commonwealth of Virginia
Caseload Statistics of the J&DR District Courts

Grayson

July 2016

	Filing Type	Hearings Per Case	Filings	Hearings	Concluded	Clearance Rate
Adult						
Capias	CA	2.0	4	9	7	175%
Criminal Felony	CF	3.0	1	3	1	100%
Criminal Misdemeanor	CM	2.3	11	27	4	36%
Protective Order – Family Abuse	FP	2.0	4	8	2	50%
Motion - Modifv Protective Order	MP	1.0	2	2	1	50%
Show Cause	SC	2.7	6	32	3	50%
Civil Support	VS	2.1	13	22	12	92%
Adult Total			41	103	30	73.2%
Juvenile						
Abuse or Neglect	AN	4.0	0	3	1	0%
Custody Visitation	CV	2.3	22	42	8	36%
Delinquency Misdemeanor	DM	3.8	4	13	6	150%
Foster Care Review	FC	2.0	0	1	1	0%
Initial Foster Care Review	IF	1.0	1	1	1	100%
Permanency Planning	PH	1.0	2	2	2	100%
Traffic	T	2.0	0	5	4	0%
Truancy/Runaway (Child in Need of Supervision)	TR	3.0	1	7	3	300%
Juvenile Total			30	74	26	86.7%
Totals			71	177	56	78.9%



	Total Filings with %	
Custody Visitation (CV)	22	31%
Civil Support (VS)	13	18%
Criminal Misdemeanor (CM)	11	15%
Show Cause (SC)	6	8%
Capias (CA)	4	6%
Others	15	21%
Total	71	100%

Special Case Activities

Emergency Protective Order	PE	1.0	5
----------------------------	----	-----	---


Commonwealth of Virginia
Caseload Statistics of the J&DR District Courts

Grayson

June 2016

	Filing Type	Hearings Per Case	Filings	Hearings	Concluded	Clearance Rate
Adult						
Capias	CA	0.0	5	13	0	0%
Criminal Felony	CF	0.0	3	7	0	0%
Criminal Misdemeanor	CM	3.4	9	29	7	78%
Protective Order – Family Abuse	FP	1.2	5	8	5	100%
Motion - Modifv Protective Order	MP	0.0	0	1	0	0%
Remand Support	RS	1.0	1	1	1	100%
Show Cause	SC	2.6	8	25	7	88%
Civil Support	VS	1.6	4	12	5	125%
Adult Total			35	96	25	71.4%
Juvenile						
Abuse or Neglect	AN	0.0	1	3	0	0%
Child in Need of Services	CS	0.0	0	1	0	0%
Custody Visitation	CV	1.9	9	44	24	267%
Delinquency Misdemeanor	DM	2.4	6	14	5	83%
Foster Care Review	FC	1.0	1	1	1	100%
Paternity	PT	3.0	0	1	1	0%
Remand Custody	RC	1.0	3	3	3	100%
Remand Visitation	RV	1.0	3	3	3	100%
Status Offense	ST	3.0	1	3	2	200%
Traffic	T	2.5	5	9	2	40%
Truancy/Runaway (Child in Need of Supervision)	TR	2.7	2	7	3	150%
Juvenile Total			31	89	44	141.9%
Totals			66	185	69	104.5%

New Cases



	Total Filings with %	
Criminal Misdemeanor (CM)	9	14%
Custody Visitation (CV)	9	14%
Show Cause (SC)	8	12%
Delinquency Misdemeanor (DM)	6	9%
Capias (CA)	5	8%
Others	29	44%
Total	66	100%

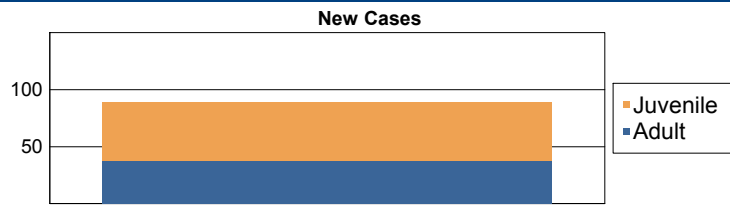
Special Case Activities

Emergency Protective Order	PE	1.0	2
Emergency Custody Order	EC	1.0	2
Temporary Detention Order	TD	1.0	4

Commonwealth of Virginia
Caseload Statistics of the J&DR District Courts
 May 2016

Grayson

	Filing Type	Hearings Per Case	Filings	Hearings	Concluded	Clearance Rate
Adult						
Capias	CA	4.0	3	8	1	33%
Criminal Felony	CF	0.0	2	7	0	0%
Criminal Misdemeanor	CM	3.3	13	35	14	108%
Protective Order – Family Abuse	FP	2.7	1	4	3	300%
Motion - Modifv Protective Order	MP	3.0	1	3	1	100%
Show Cause	SC	5.2	12	36	6	50%
Civil Support	VS	3.0	6	25	14	233%
Adult Total			38	118	39	102.6%
Juvenile						
Abuse or Neglect	AN	4.0	1	5	3	300%
Custody Visitation	CV	2.4	19	52	16	84%
Delinquency Felony	DF	5.0	0	1	1	0%
Delinquency Misdemeanor	DM	2.0	7	17	8	114%
Foster Care Review	FC	1.0	9	9	9	100%
Initial Foster Care Review	IF	1.0	1	1	1	100%
Permanency Planning	PH	1.7	1	3	3	300%
Traffic	T	1.2	10	11	5	50%
Truancy/Runaway (Child in Need of Supervision)	TR	4.0	3	8	2	67%
Juvenile Total			51	107	48	94.1%
Totals			89	225	87	97.8%



	Total Filings with %
Custody Visitation (CV)	19 21%
Criminal Misdemeanor (CM)	13 15%
Show Cause (SC)	12 13%
Traffic (T)	10 11%
Foster Care Review (FC)	9 10%
Others	26 29%
Total	89 100%

Special Case Activities

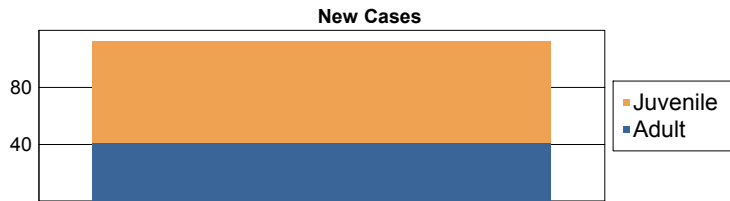
Emergency Protective Order	PE	1.0	6
Non-Case	NC	1.0	5
Temporary Detention Order	TD	1.0	2

Commonwealth of Virginia
Caseload Statistics of the J&DR District Courts

Grayson

April 2016

	Filing Type	Hearings Per Case	Filings	Hearings	Concluded	Clearance Rate
Adult						
Capias	CA	0.0	2	6	0	0%
Criminal Misdemeanor	CM	0.0	8	15	0	0%
Protective Order – Family Abuse	FP	1.7	6	12	6	100%
Motion - Modify Protective Order	MP	0.0	1	2	0	0%
Remand Support	RS	1.0	7	7	7	100%
Show Cause	SC	0.0	8	18	0	0%
Civil Support	VS	1.8	9	23	4	44%
Adult Total			41	83	17	41.5%
Juvenile						
Abuse or Neglect	AN	0.0	0	3	0	0%
Child in Need of Services	CS	0.0	0	1	0	0%
Custody Visitation	CV	1.6	35	72	30	86%
Delinquency Misdemeanor	DM	3.2	2	7	5	250%
Foster Care Review	FC	1.0	1	1	1	100%
Paternity	PT	0.0	0	1	0	0%
Remand Custody	RC	1.0	17	17	17	100%
Remand Visitation	RV	1.0	12	12	12	100%
Traffic	T	1.4	4	5	5	125%
Truancy/Runaway (Child in Need of Supervision)	TR	2.0	0	6	1	0%
Juvenile Total			71	125	71	100.0%
Totals			112	208	88	78.6%



	Total Filings with %	
Custody Visitation (CV)	35	31%
Remand Custody (RC)	17	15%
Remand Visitation (RV)	12	11%
Civil Support (VS)	9	8%
Criminal Misdemeanor (CM)	8	7%
Others	31	28%
Total	112	100%

Special Case Activities

Emergency Protective Order	PE	1.0	8
----------------------------	----	-----	---

Commonwealth of Virginia
Caseload Statistics of the J&DR District Courts

Grayson

March 2016

	Filing Type	Hearings Per Case	Filings	Hearings	Concluded	Clearance Rate
Adult						
Capias	CA	3.7	1	7	3	300%
Criminal Felonv	CF	2.0	2	11	3	150%
Criminal Misdemeanor	CM	3.1	12	32	15	125%
Protective Order – Family Abuse	FP	2.0	3	7	3	100%
Motion - Modifv Protective Order	MP	1.0	2	2	1	50%
Protective Order - Violation of Protective Order Conviction	PV	1.0	1	1	1	100%
Show Cause	SC	4.4	16	37	9	56%
Civil Support	VS	2.7	9	23	7	78%
Adult Total			46	120	42	91.3%
Juvenile						
Abuse or Neglect	AN	0.0	3	6	0	0%
Child in Need of Services	CS	0.0	1	1	0	0%
Custody Visitation	CV	2.3	16	50	18	113%
Delinquency Felonv	DF	0.0	0	1	0	0%
Delinquency Misdemeanor	DM	3.3	3	10	7	233%
Foster Care Review	FC	1.0	2	2	2	100%
Paternity	PT	2.0	0	1	1	0%
Status Offense	ST	0.0	0	2	0	0%
Traffic	T	1.7	4	5	6	150%
Truancy/Runaway (Child in Need of Supervision)	TR	3.0	6	9	1	17%
Juvenile Total			35	87	35	100.0%
Totals			81	207	77	95.1%



	Total Filings with %	
Custody Visitation (CV)	16	20%
Show Cause (SC)	16	20%
Criminal Misdemeanor (CM)	12	15%
Civil Support (VS)	9	11%
Truancy/Runaway (Child in Need of S	6	7%
Others	22	27%
Total	81	100%

Special Case Activities

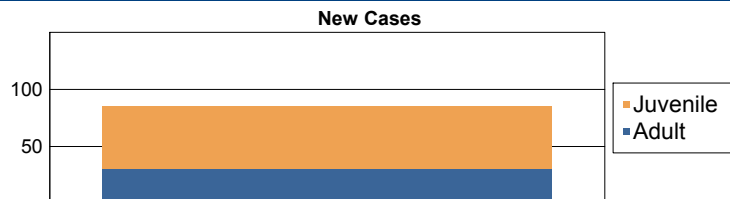
Emergency Protective Order	PE	1.0	6
----------------------------	----	-----	---

Commonwealth of Virginia
Caseload Statistics of the J&DR District Courts

Grayson

February 2016

	Filing Type	Hearings Per Case	Filings	Hearings	Concluded	Clearance Rate
Adult						
Capias	CA	1.0	4	9	3	75%
Criminal Felony	CF	3.0	3	7	1	33%
Criminal Misdemeanor	CM	2.5	6	17	4	67%
Protective Order – Family Abuse	FP	3.0	3	7	3	100%
Show Cause	SC	3.8	5	22	9	180%
Civil Support	VS	3.0	9	16	5	56%
Adult Total			30	78	25	83.3%
Juvenile						
Abuse or Neglect	AN	4.0	0	5	5	0%
Child in Need of Services	CS	1.0	1	1	1	100%
Custody Visitation	CV	3.0	33	58	15	45%
Delinquency Misdemeanor	DM	3.7	4	21	7	175%
Foster Care Review	FC	1.0	1	1	1	100%
Initial Foster Care Review	IF	1.0	5	5	5	100%
Permanency Planning	PH	1.0	6	6	4	67%
Paternity	PT	0.0	2	2	0	0%
Status Offense	ST	0.0	2	2	0	0%
Traffic	T	3.0	1	2	1	100%
Termination of Parental Rights	TP	2.0	0	2	2	0%
Juvenile Total			55	105	41	74.5%
Totals			85	183	66	77.6%



	Total Filings with %
Custody Visitation (CV)	33 39%
Civil Support (VS)	9 11%
Criminal Misdemeanor (CM)	6 7%
Permanency Planning (PH)	6 7%
Initial Foster Care Review (IF)	5 6%
Others	26 31%
Total	85 100%

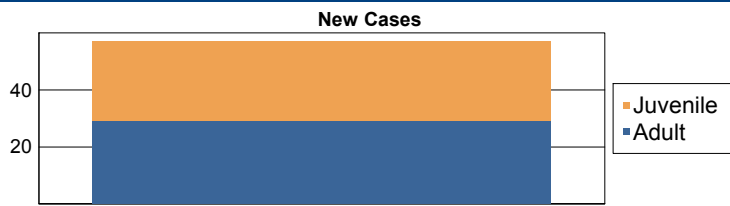
Special Case Activities

Emergency Protective Order	PE	1.0	5
----------------------------	----	-----	---

Commonwealth of Virginia
Caseload Statistics of the J&DR District Courts
January 2016

Grayson

	Filing Type	Hearings Per Case	Filings	Hearings	Concluded	Clearance Rate
Adult						
Capias	CA	1.9	4	11	7	175%
Criminal Felony	CF	2.0	5	7	4	80%
Criminal Misdemeanor	CM	2.6	4	19	9	225%
Protective Order – Family Abuse	FP	4.0	3	5	2	67%
Show Cause	SC	2.8	6	30	5	83%
Civil Support	VS	2.0	7	21	10	143%
Adult Total			29	93	37	127.6%
Juvenile						
Abuse or Neglect	AN	4.0	0	6	1	0%
Custody Visitation	CV	3.0	8	25	15	188%
Delinquency Misdemeanor	DM	3.0	8	16	4	50%
Foster Care Review	FC	1.0	3	3	3	100%
Initial Foster Care Review	IF	1.0	1	1	1	100%
Status Offense	ST	2.0	0	1	1	0%
Traffic	T	1.0	6	8	2	33%
Termination of Parental Rights	TP	0.0	2	2	0	0%
Truancy/Runaway (Child in Need of Supervision)	TR	0.0	0	2	0	0%
Juvenile Total			28	64	27	96.4%
Totals			57	157	64	112.3%



	Total Filings with %
Custody Visitation (CV)	8 14%
Delinquency Misdemeanor (DM)	8 14%
Civil Support (VS)	7 12%
Show Cause (SC)	6 11%
Traffic (T)	6 11%
Others	22 39%
Total	57 100%

Special Case Activities

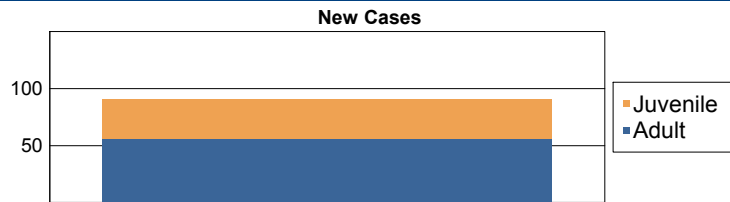
Emergency Protective Order	PE	1.0	1
Non-Case	NC	1.0	1
Temporary Detention Order	TD	1.0	4

Commonwealth of Virginia
Caseload Statistics of the J&DR District Courts

Greene

December 2016

	Filing Type	Hearings Per Case	Filings	Hearings	Concluded	Clearance Rate
Adult						
Capias	CA	2.0	3	8	3	100%
Criminal Felony	CF	2.0	4	11	2	50%
Criminal Misdemeanor	CM	1.0	13	14	1	8%
Protective Order – Family Abuse	FP	2.3	4	14	9	225%
Motion - Modifv Protective Order	MP	1.5	2	3	2	100%
Show Cause	SC	3.8	11	40	16	145%
Civil Support	VS	2.2	19	40	19	100%
Adult Total			56	130	52	92.9%
Juvenile						
Abuse or Neglect	AN	3.0	0	1	1	0%
Child in Need of Services	CS	4.0	0	2	2	0%
Custody Visitation	CV	4.3	23	81	28	122%
Delinquency Felony	DF	5.0	0	2	1	0%
Delinquency Misdemeanor	DM	2.7	3	13	9	300%
Foster Care Review	FC	1.0	1	1	1	100%
Initial Foster Care Review	IF	0.0	0	1	0	0%
Protective Order – Stalking/Acts of Violence	PC	2.0	1	2	1	100%
Permanency Planning	PH	1.0	1	2	1	100%
Show Cause	SC	0.0	0	4	0	0%
Status Offense	ST	0.0	1	1	0	0%
Traffic	T	1.8	4	6	5	125%
Truancy/Runaway (Child in Need of Supervision)	TR	3.0	1	4	1	100%
Juvenile Total			35	120	50	142.9%
Totals			91	250	102	112.1%



	Total Filings with %
Custody Visitation (CV)	23 25%
Civil Support (VS)	19 21%
Criminal Misdemeanor (CM)	13 14%
Show Cause (SC)	11 12%
Criminal Felony (CF)	4 4%
Others	21 23%
Total	91 100%

Special Case Activities

Emergency Protective Order	PE	1.0	15
----------------------------	----	-----	----

Commonwealth of Virginia
Caseload Statistics of the J&DR District Courts

Greene

November 2016

	Filing Type	Hearings Per Case	Filings	Hearings	Concluded	Clearance Rate
Adult						
Capias	CA	3.0	2	4	2	100%
Criminal Felonv	CF	2.0	5	8	1	20%
Criminal Misdemeanor	CM	2.6	3	9	5	167%
Protective Order – Family Abuse	FP	1.5	6	9	2	33%
Motion - Modifv Protective Order	MP	1.0	1	1	1	100%
Show Cause	SC	6.5	14	33	6	43%
Restricted License - Support	SL	1.0	1	1	1	100%
Civil Support	VS	2.8	15	34	16	107%
Adult Total			47	99	34	72.3%
Juvenile						
Abuse or Neglect	AN	0.0	0	1	0	0%
Child in Need of Services	CS	0.0	1	2	0	0%
Custody Visitation	CV	1.7	28	59	21	75%
Delinquency Felonv	DF	2.0	0	3	2	0%
Delinquency Misdemeanor	DM	3.5	2	8	4	200%
Foster Care Review	FC	1.0	1	1	1	100%
Paternity	PT	3.0	0	2	1	0%
Show Cause	SC	2.0	2	5	2	100%
Traffic	T	0.0	0	1	0	0%
Truancy/Runaway (Child in Need of Supervision)	TR	0.0	2	2	0	0%
Juvenile Total			36	84	31	86.1%
Totals			83	183	65	78.3%



	Total Filings with %
Custody Visitation (CV)	28 34%
Show Cause (SC)	16 19%
Civil Support (VS)	15 18%
Protective Order – Family Abuse (FP)	6 7%
Criminal Felony (CF)	5 6%
Others	13 16%
Total	83 100%

Special Case Activities

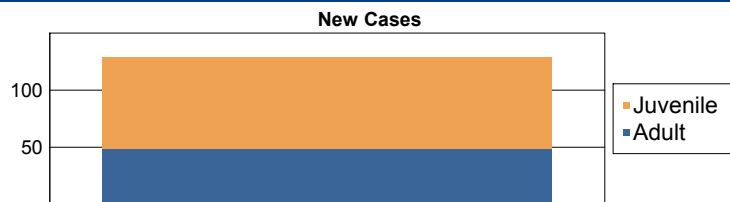
Emergency Protective Order	PE	1.0	4
Temporary Detention Order	TD	1.0	2

**Commonwealth of Virginia
Caseload Statistics of the J&DR District Courts**

Greene

October 2016

	Filing Type	Hearings Per Case	Filings	Hearings	Concluded	Clearance Rate
Adult						
Capias	CA	1.3	2	5	3	150%
Criminal Felony	CF	1.9	6	12	8	133%
Criminal Misdemeanor	CM	2.6	6	19	9	150%
Protective Order – Family Abuse	FP	2.3	4	16	10	250%
Remand Support	RS	1.0	1	1	1	100%
Show Cause	SC	2.4	11	33	10	91%
Civil Support	VS	1.5	19	32	13	68%
Adult Total			49	118	54	110.2%
Juvenile						
Abuse or Neglect	AN	4.0	1	5	4	400%
Child in Need of Services	CS	2.2	1	5	5	500%
Custody Visitation	CV	2.9	52	122	56	108%
Delinquency Felony	DF	5.5	2	7	2	100%
Delinquency Misdemeanor	DM	2.8	10	18	4	40%
Remand Custody	RC	1.0	2	2	2	100%
Remand Visitation	RV	1.0	2	2	2	100%
Show Cause	SC	2.7	3	7	3	100%
Status Offense	ST	1.7	3	5	3	100%
Traffic	T	1.5	4	6	4	100%
Termination of Parental Rights	TP	2.0	0	2	2	0%
Juvenile Total			80	181	87	108.8%
Totals			129	299	141	109.3%



	Total Filings with %
Custody Visitation (CV)	52 40%
Civil Support (VS)	19 15%
Show Cause (SC)	14 11%
Delinquency Misdemeanor (DM)	10 8%
Criminal Felony (CF)	6 5%
Others	28 22%
Total	129 100%

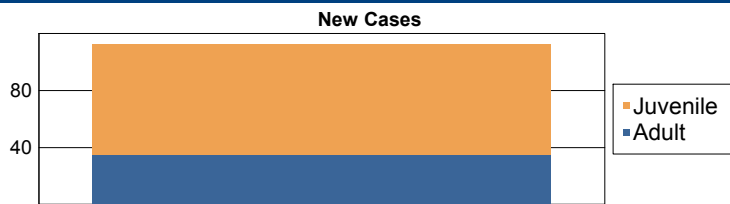
Special Case Activities

Emergency Protective Order	PE	1.0	5
----------------------------	----	-----	---

Commonwealth of Virginia
Caseload Statistics of the J&DR District Courts
September 2016

Greene

	Filing Type	Hearings Per Case	Filings	Hearings	Concluded	Clearance Rate
Adult						
Capias	CA	0.0	1	1	0	0%
Criminal Felony	CF	4.0	4	6	1	25%
Criminal Misdemeanor	CM	2.1	7	17	7	100%
Protective Order – Family Abuse	FP	2.0	8	12	3	38%
Motion - Modifv Protective Order	MP	1.0	3	3	3	100%
Protective Order - Violation of Protective Order Conviction	PV	1.0	2	2	2	100%
Remand Support	RS	1.0	1	1	1	100%
Show Cause	SC	2.4	4	14	9	225%
Civil Support	VS	1.8	5	14	6	120%
Adult Total			35	70	32	91.4%
Juvenile						
Abuse or Neglect	AN	6.0	0	5	1	0%
Protective Order – Non Familv Abuse	AP	1.0	1	1	1	100%
Custody Visitation	CV	4.1	50	243	95	190%
Delinquency Felony	DF	5.7	2	5	3	150%
Delinquency Misdemeanor	DM	2.0	6	9	2	33%
Entrustment Agreement	ET	1.0	2	2	2	100%
Initial Foster Care Review	IF	1.0	1	1	1	100%
Protective Order – Stalking/Acts of Violence	PC	2.0	2	4	2	100%
Permanency Planning	PH	1.0	1	1	1	100%
Paternity	PT	0.0	1	1	0	0%
Remand Custody	RC	1.0	1	1	1	100%
Remand Visitation	RV	1.0	1	1	1	100%
Show Cause	SC	1.5	5	7	2	40%
Traffic	T	1.0	5	5	2	40%
Truancy/Runaway (Child in Need of Supervision)	TR	0.0	0	1	0	0%
Juvenile Total			78	287	114	146.2%
Totals			113	357	146	129.2%



	Total Filings with %
Custody Visitation (CV)	50 44%
Show Cause (SC)	9 8%
Protective Order – Family Abuse (FP)	8 7%
Criminal Misdemeanor (CM)	7 6%
Delinquency Misdemeanor (DM)	6 5%
Others	33 29%
Total	113 100%

Special Case Activities


Emergency Protective Order	PE	1.0	4
----------------------------	----	-----	---

Commonwealth of Virginia
Caseload Statistics of the J&DR District Courts

Greene

August 2016

	Filing Type	Hearings Per Case	Filings	Hearings	Concluded	Clearance Rate
Adult						
Capias	CA	1.5	1	5	2	200%
Criminal Felony	CF	2.0	1	2	1	100%
Criminal Misdemeanor	CM	2.7	7	25	11	157%
Protective Order – Family Abuse	FP	2.6	4	12	7	175%
Motion - Modifv Protective Order	MP	1.0	1	1	1	100%
Protective Order - Violation of Protective Order Conviction	PV	1.0	1	1	1	100%
Show Cause	SC	2.3	14	41	11	79%
Civil Support	VS	1.4	4	16	5	125%
Adult Total			33	103	39	118.2%
Juvenile						
Abuse or Neglect	AN	3.0	4	12	2	50%
Protective Order – Non Family Abuse	AP	2.0	0	4	4	0%
Relief of Custody	CR	2.0	0	1	1	0%
Child in Need of Services	CS	4.0	3	6	1	33%
Custody Visitation	CV	2.0	41	124	30	73%
Delinquency Felony	DF	3.0	0	3	1	0%
Delinquency Misdemeanor	DM	1.0	1	4	1	100%
Entrustment Agreement	ET	2.0	2	4	2	100%
Initial Foster Care Review	IF	1.0	2	2	2	100%
Permanency Planning	PH	1.0	3	3	3	100%
Show Cause	SC	4.4	0	6	5	0%
Traffic	T	1.5	2	3	2	100%
Truancy/Runaway (Child in Need of Supervision)	TR	4.0	1	2	1	100%
Juvenile Total			59	174	55	93.2%
Totals			92	277	94	102.2%



	Total Filings with %
Custody Visitation (CV)	41 45%
Show Cause (SC)	14 15%
Criminal Misdemeanor (CM)	7 8%
Abuse or Neglect (AN)	4 4%
Civil Support (VS)	4 4%
Others	22 24%
Total	92 100%

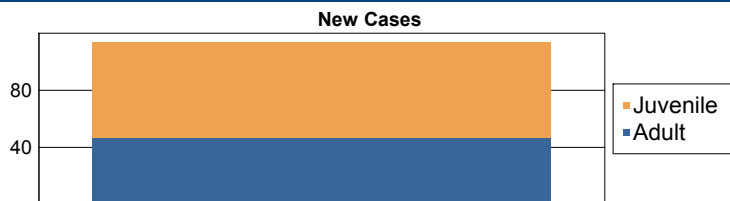
Special Case Activities

Emergency Protective Order	PE	1.0	7
----------------------------	----	-----	---

Commonwealth of Virginia
Caseload Statistics of the J&DR District Courts
July 2016

Greene

	Filing Type	Hearings Per Case	Filings	Hearings	Concluded	Clearance Rate
Adult						
Protective Order - Non Family Abuse	AP	2.0	1	2	1	100%
Capias	CA	0.0	1	1	0	0%
Criminal Felony	CF	2.0	1	3	1	100%
Criminal Misdemeanor	CM	3.0	8	11	2	25%
Protective Order – Family Abuse	FP	1.7	10	16	7	70%
Motion - Modify Protective Order	MP	1.0	2	2	2	100%
Protective Order - Violation of Protective Order Conviction	PV	1.0	1	1	1	100%
Remand Support	RS	1.0	4	4	4	100%
Show Cause	SC	1.7	9	24	9	100%
Civil Support	VS	2.3	10	22	9	90%
Adult Total			47	86	36	76.6%
Juvenile						
Abuse or Neglect	AN	0.0	2	6	0	0%
Protective Order – Non Family Abuse	AP	0.0	4	4	0	0%
Relief of Custody	CR	0.0	1	1	0	0%
Child in Need of Services	CS	2.0	0	2	1	0%
Custody Visitation	CV	3.5	31	124	30	97%
Delinquency Felony	DF	0.0	0	3	0	0%
Delinquency Misdemeanor	DM	4.0	2	8	2	100%
Entrustment Agreement	ET	1.0	2	2	2	100%
Permanency Planning	PH	1.0	3	3	3	100%
Remand Custody	RC	1.0	7	7	7	100%
Remand Visitation	RV	1.0	7	7	7	100%
Show Cause	SC	2.5	2	5	2	100%
Traffic	T	1.8	4	6	5	125%
Termination of Parental Rights	TP	5.0	2	3	1	50%
Truancy/Runaway (Child in Need of Supervision)	TR	0.0	0	1	0	0%
Juvenile Total			67	182	60	89.6%
Totals			114	268	96	84.2%



	Total Filings with %
Custody Visitation (CV)	31 27%
Show Cause (SC)	11 10%
Civil Support (VS)	10 9%
Protective Order – Family Abuse (FP)	10 9%
Criminal Misdemeanor (CM)	8 7%
Others	44 39%
Total	114 100%

Special Case Activities

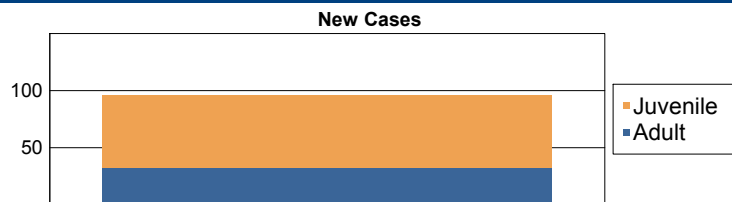
Emergency Protective Order	PE	1.0	9
----------------------------	----	-----	---

**Commonwealth of Virginia
Caseload Statistics of the J&DR District Courts**

Greene

June 2016

	Filing Type	Hearings Per Case	Filings	Hearings	Concluded	Clearance Rate
Adult						
Capias	CA	3.0	1	2	2	200%
Criminal Felonv	CF	2.0	0	1	1	0%
Criminal Misdemeanor	CM	3.4	2	12	7	350%
Protective Order – Family Abuse	FP	2.4	4	12	7	175%
Motion - Modifv Protective Order	MP	1.0	2	2	2	100%
Protective Order - Violation of Protective Order Conviction	PV	1.0	1	1	1	100%
Show Cause	SC	3.1	14	35	19	136%
Civil Support	VS	2.8	9	20	10	111%
Adult Total			33	85	49	148.5%
Juvenile						
Abuse or Neglect	AN	3.0	1	3	2	200%
Child in Need of Services	CS	2.0	2	3	1	50%
Custody Visitation	CV	2.2	46	132	50	109%
Delinquency Felonv	DF	0.0	2	3	0	0%
Delinquency Misdemeanor	DM	3.8	2	12	4	200%
Initial Foster Care Review	IF	1.0	2	2	2	100%
Motion - Modifv Protective Order	MP	1.3	3	4	3	100%
Permanency Planning	PH	1.0	1	1	1	100%
Show Cause	SC	1.5	2	3	2	100%
Traffic	T	1.8	1	4	6	600%
Termination of Parental Rights	TP	0.0	0	1	0	0%
Truancy/Runaway (Child in Need of Supervision)	TR	2.0	1	3	2	200%
Juvenile Total			63	171	73	115.9%
Totals			96	256	122	127.1%



	Total Filings with %
Custody Visitation (CV)	46 48%
Show Cause (SC)	16 17%
Civil Support (VS)	9 9%
Motion - Modify Protective Order (MP)	5 5%
Protective Order – Family Abuse (FP)	4 4%
Others	16 17%
Total	96 100%

Special Case Activities

Emergency Protective Order	PE	1.0	2
----------------------------	----	-----	---

Commonwealth of Virginia
Caseload Statistics of the J&DR District Courts
 May 2016

Greene

	Filing Type	Hearings Per Case	Filings	Hearings	Concluded	Clearance Rate
Adult						
Capias	CA	2.5	1	3	2	200%
Criminal Felonv	CF	0.0	3	3	0	0%
Criminal Misdemeanor	CM	1.0	4	8	1	25%
Protective Order – Family Abuse	FP	2.3	5	13	4	80%
Show Cause	SC	2.0	10	37	10	100%
Civil Support	VS	2.9	10	21	8	80%
Adult Total			33	85	25	75.8%
Juvenile						
Child in Need of Services	CS	4.0	1	2	1	100%
Custody Visitation	CV	4.2	22	96	24	109%
Delinquency Felonv	DF	0.0	0	1	0	0%
Delinquency Misdemeanor	DM	3.6	2	14	5	250%
Foster Care Review	FC	1.0	1	1	1	100%
Motion - Modifv Protective Order	MP	1.0	1	1	1	100%
Show Cause	SC	3.0	1	2	1	100%
Traffic	T	2.3	1	3	3	300%
Truancy/Runaway (Child in Need of Supervision)	TR	4.0	1	3	1	100%
Juvenile Total			30	123	37	123.3%
Totals			63	208	62	98.4%



	Total Filings with %
Custody Visitation (CV)	22 35%
Show Cause (SC)	11 17%
Civil Support (VS)	10 16%
Protective Order – Family Abuse (FP)	5 8%
Criminal Misdemeanor (CM)	4 6%
Others	11 17%
Total	63 100%

Special Case Activities

Emergency Protective Order	PE	1.0	4
Emergency Custody Order	EC	1.0	2
Temporary Detention Order	TD	1.0	4

Commonwealth of Virginia
Caseload Statistics of the J&DR District Courts

Greene

April 2016

	Filing Type	Hearings Per Case	Filings	Hearings	Concluded	Clearance Rate
Adult						
Capias	CA	1.0	2	3	1	50%
Criminal Felony	CF	2.0	1	2	2	200%
Criminal Misdemeanor	CM	1.8	6	9	6	100%
Protective Order – Family Abuse	FP	1.6	7	10	5	71%
Show Cause	SC	2.3	28	45	18	64%
Civil Support	VS	1.8	18	29	14	78%
Adult Total			62	98	46	74.2%
Juvenile						
Abuse or Neglect	AN	0.0	2	4	0	0%
Child in Need of Services	CS	1.0	1	1	1	100%
Custody Visitation	CV	2.7	34	111	35	103%
Delinquency Felony	DF	5.3	0	3	3	0%
Delinquency Misdemeanor	DM	4.4	3	12	5	167%
Foster Care Review	FC	1.0	1	1	1	100%
Permanency Planning	PH	1.0	2	2	2	100%
Show Cause	SC	1.5	2	3	2	100%
Status Offense	ST	1.0	1	1	1	100%
Traffic	T	2.0	6	11	6	100%
Truancy/Runaway (Child in Need of Supervision)	TR	0.0	0	1	0	0%
Juvenile Total			52	150	56	107.7%

Totals			114	248	102	89.5%
---------------	--	--	------------	------------	------------	--------------



	Total Filings with %
Custody Visitation (CV)	34 30%
Show Cause (SC)	30 26%
Civil Support (VS)	18 16%
Protective Order – Family Abuse (FP)	7 6%
Criminal Misdemeanor (CM)	6 5%
Others	19 17%
Total	114 100%

Special Case Activities

Emergency Protective Order	PE	1.0	3
Temporary Detention Order	TD	1.0	2

Commonwealth of Virginia
Caseload Statistics of the J&DR District Courts

Greene

March 2016

	Filing Type	Hearings Per Case	Filings	Hearings	Concluded	Clearance Rate
Adult						
Capias	CA	0.0	0	1	0	0%
Criminal Felony	CF	3.2	0	16	13	0%
Criminal Misdemeanor	CM	2.7	0	18	9	0%
Protective Order – Family Abuse	FP	1.8	5	10	6	120%
Motion - Modifv Protective Order	MP	1.5	2	3	2	100%
Show Cause	SC	2.1	9	30	12	133%
Civil Support	VS	2.0	22	31	19	86%
Adult Total			38	109	61	160.5%
Juvenile						
Child in Need of Services	CS	2.0	1	5	1	100%
Custody Visitation	CV	3.4	52	135	52	100%
Delinquency Felony	DF	5.5	1	8	2	200%
Delinquency Misdemeanor	DM	5.7	6	15	3	50%
Foster Care Review	FC	1.0	1	1	1	100%
Permanency Planning	PH	1.0	1	1	1	100%
Show Cause	SC	3.0	1	7	1	100%
Status Offense	ST	2.5	1	2	2	200%
Traffic	T	3.0	3	10	6	200%
Truancy/Runaway (Child in Need of Supervision)	TR	0.0	2	3	0	0%
Juvenile Total			69	187	69	100.0%
Totals			107	296	130	121.5%



	Total Filings with %
Custody Visitation (CV)	52 49%
Civil Support (VS)	22 21%
Show Cause (SC)	10 9%
Delinquency Misdemeanor (DM)	6 6%
Protective Order – Family Abuse (FP)	5 5%
Others	12 11%
Total	107 100%

Special Case Activities

Non-Case	NC	1.0	1
Emergency Protective Order	PE	1.0	4

Commonwealth of Virginia
Caseload Statistics of the J&DR District Courts

Greene

February 2016

	Filing Type	Hearings Per Case	Filings	Hearings	Concluded	Clearance Rate
Adult						
Capias	CA	2.0	1	3	2	200%
Criminal Felonv	CF	3.0	3	6	2	67%
Criminal Misdemeanor	CM	3.3	9	18	4	44%
Protective Order – Family Abuse	FP	2.8	4	9	4	100%
Motion - Modifv Protective Order	MP	1.0	1	1	1	100%
Remand Support	RS	1.0	2	2	2	100%
Show Cause	SC	3.0	4	7	1	25%
Civil Support	VS	2.0	3	7	4	133%
Adult Total			27	53	20	74.1%
Juvenile						
Abuse or Neglect	AN	4.0	0	3	3	0%
Child in Need of Services	CS	3.0	0	1	1	0%
Custody Visitation	CV	1.9	40	111	24	60%
Delinquency Felonv	DF	0.0	1	3	0	0%
Delinquency Misdemeanor	DM	2.0	0	7	2	0%
Initial Foster Care Review	IF	1.0	3	3	3	100%
Remand Custody	RC	1.0	2	2	2	100%
Remand Visitation	RV	1.0	2	2	2	100%
Show Cause	SC	0.0	0	1	0	0%
Status Offense	ST	1.0	1	1	1	100%
Traffic	T	1.4	6	7	7	117%
Termination of Parental Rights	TP	0.0	0	1	0	0%
Truancy/Runaway (Child in Need of Supervision)	TR	3.0	0	1	1	0%
Juvenile Total			55	143	46	83.6%
Totals			82	196	66	80.5%



	Total Filings with %
Custody Visitation (CV)	40 49%
Criminal Misdemeanor (CM)	9 11%
Traffic (T)	6 7%
Protective Order – Family Abuse (FP)	4 5%
Show Cause (SC)	4 5%
Others	19 23%
Total	82 100%

Special Case Activities

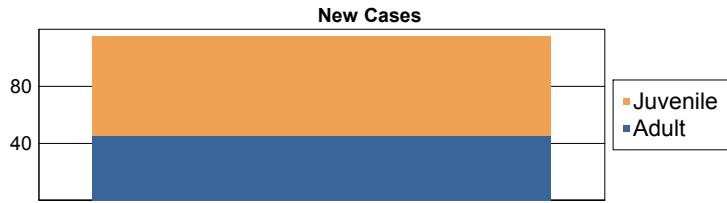
Emergency Protective Order	PE	1.0	6
----------------------------	----	-----	---

**Commonwealth of Virginia
Caseload Statistics of the J&DR District Courts**

Greene

January 2016

	Filing Type	Hearings Per Case	Filings	Hearings	Concluded	Clearance Rate
Adult						
Protective Order - Non Familv Abuse	AP	2.0	2	4	2	100%
Capias	CA	1.0	2	2	1	50%
Criminal Felonv	CF	0.0	11	24	0	0%
Criminal Misdemeanor	CM	2.7	9	28	10	111%
Protective Order – Familv Abuse	FP	1.9	4	12	9	225%
Show Cause	SC	2.1	7	31	17	243%
Restricted License - Support	SL	1.0	1	1	1	100%
Civil Support	VS	1.8	9	21	10	111%
Adult Total			45	123	50	111.1%
Juvenile						
Abuse or Neglect	AN	2.5	0	5	2	0%
Child in Need of Services	CS	0.0	1	2	0	0%
Custody Visitation	CV	2.4	49	134	56	114%
Delinquency Felonv	DF	0.0	1	5	0	0%
Delinquency Misdemeanor	DM	5.7	4	15	3	75%
Entrustment Agreement	ET	1.0	1	1	1	100%
Initial Foster Care Review	IF	1.0	2	2	2	100%
Permanency Planning	PH	1.0	4	4	4	100%
Child at Risk of Abuse or Neglect	RI	2.0	0	1	1	0%
Show Cause	SC	0.0	1	1	0	0%
Status Offense	ST	2.0	1	2	1	100%
Traffic	T	2.0	6	12	3	50%
Termination of Parental Rights	TP	0.0	0	1	0	0%
Juvenile Total			70	185	73	104.3%
Totals			115	308	123	107.0%



	Total Filings with %	
Custody Visitation (CV)	49	43%
Criminal Felony (CF)	11	10%
Civil Support (VS)	9	8%
Criminal Misdemeanor (CM)	9	8%
Show Cause (SC)	8	7%
Others	29	25%
Total	115	100%

Special Case Activities

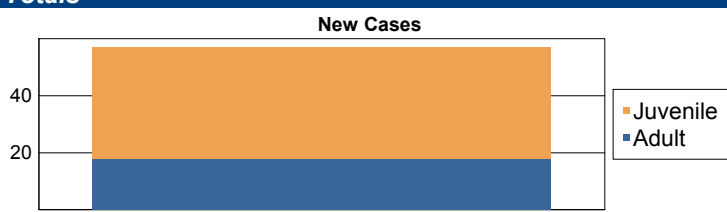
Emergency Protective Order	PE	1.0	9
Emergency Custody Order	EC	1.0	2
Temporary Detention Order	TD	1.0	2

Commonwealth of Virginia
Caseload Statistics of the J&DR District Courts

Greenville

December 2016

	Filing Type	Hearings Per Case	Filings	Hearings	Concluded	Clearance Rate
Adult						
Capias	CA	4.5	1	3	2	200%
Criminal Felonv	CF	2.0	1	2	1	100%
Criminal Misdemeanor	CM	3.5	5	10	2	40%
Show Cause	SC	11.5	6	16	2	33%
Civil Support	VS	1.5	5	15	4	80%
Adult Total			18	46	11	61.1%
Juvenile						
Child in Need of Services	CS	2.0	1	3	1	100%
Custody Visitation	CV	2.5	5	12	4	80%
Delinquency Felonv	DF	0.0	27	61	0	0%
Delinquency Misdemeanor	DM	5.3	3	12	3	100%
Foster Care Review	FC	1.0	1	1	1	100%
Paternity	PT	0.0	1	1	0	0%
Traffic	T	3.5	1	3	2	200%
Juvenile Total			39	93	11	28.2%
Totals			57	139	22	38.6%



	Total Filings with %	
Delinquency Felony (DF)	27	47%
Show Cause (SC)	6	11%
Civil Support (VS)	5	9%
Criminal Misdemeanor (CM)	5	9%
Custody Visitation (CV)	5	9%
Others	9	16%
Total	57	100%

Special Case Activities

Non-Case	NC	1.0	1
Emergency Protective Order	PE	1.0	5

Commonwealth of Virginia
Caseload Statistics of the J&DR District Courts

Greenville

November 2016

	Filing Type	Hearings Per Case	Filings	Hearings	Concluded	Clearance Rate
Adult						
Capias	CA	3.8	0	6	4	0%
Criminal Felonv	CF	4.0	2	4	2	100%
Criminal Misdemeanor	CM	2.8	3	16	10	333%
Show Cause	SC	3.8	11	22	6	55%
Civil Support	VS	2.4	1	9	5	500%
Adult Total			17	57	27	158.8%
Juvenile						
Child in Need of Services	CS	3.0	0	1	1	0%
Custody Visitation	CV	1.2	21	32	13	62%
Delinquency Felonv	DF	0.0	1	1	0	0%
Delinquency Misdemeanor	DM	0.0	4	5	0	0%
Traffic	T	0.0	1	3	0	0%
Termination of Parental Rights	TP	0.0	2	2	0	0%
Juvenile Total			29	44	14	48.3%
Totals			46	101	41	89.1%

New Cases



	Total Filings with %	
Custody Visitation (CV)	21	46%
Show Cause (SC)	11	24%
Delinquency Misdemeanor (DM)	4	9%
Criminal Misdemeanor (CM)	3	7%
Criminal Felony (CF)	2	4%
Others	5	11%
Total	46	100%

Special Case Activities

Non-Case	NC	1.0	1
Emergency Protective Order	PE	1.0	3
Emergency Custody Order	EC	1.0	10
Non-Case	NC	1.0	1
Temporary Detention Order	TD	1.0	4

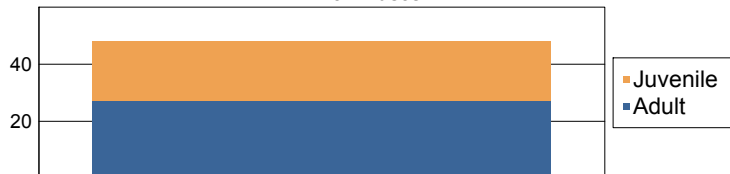
Commonwealth of Virginia
Caseload Statistics of the J&DR District Courts

Greenville

October 2016

	Filing Type	Hearings Per Case	Filings	Hearings	Concluded	Clearance Rate
Adult						
Capias	CA	3.5	3	12	4	133%
Criminal Felony	CF	0.0	0	2	0	0%
Criminal Misdemeanor	CM	4.5	2	12	2	100%
Protective Order – Family Abuse	FP	2.5	1	2	2	200%
Show Cause	SC	2.8	10	28	11	110%
Restricted License - Support	SL	1.0	1	1	1	100%
Civil Support	VS	2.2	10	23	11	110%
Adult Total			27	80	31	114.8%
Juvenile						
Relief of Custody	CR	2.0	0	1	1	0%
Custody Visitation	CV	1.9	20	47	30	150%
Delinquency Felony	DF	6.0	0	4	1	0%
Delinquency Misdemeanor	DM	7.3	0	9	3	0%
Foster Care Review	FC	2.0	0	1	1	0%
Show Cause	SC	4.0	0	1	1	0%
Traffic	T	0.0	1	2	0	0%
Juvenile Total			21	65	37	176.2%
Totals			48	145	68	141.7%

New Cases



	Total Filings with %	
Custody Visitation (CV)	20	42%
Civil Support (VS)	10	21%
Show Cause (SC)	10	21%
Capias (CA)	3	6%
Criminal Misdemeanor (CM)	2	4%
Others	3	6%
Total	48	100%

Special Case Activities

Non-Case	NC	1.0	1
Emergency Protective Order	PE	1.0	4
Temporary Detention Order	TD	1.0	2


Commonwealth of Virginia
Caseload Statistics of the J&DR District Courts

Greenville

September 2016

	Filing Type	Hearings Per Case	Filings	Hearings	Concluded	Clearance Rate
Adult						
Capias	CA	6.0	1	6	2	200%
Criminal Felony	CF	3.0	0	4	2	0%
Criminal Misdemeanor	CM	9.7	5	11	3	60%
Protective Order – Family Abuse	FP	2.3	2	6	3	150%
Motion - Modifv Protective Order	MP	1.0	1	1	1	100%
Remand Support	RS	1.0	1	1	1	100%
Show Cause	SC	5.0	1	11	3	300%
Civil Support	VS	1.0	2	6	1	50%
Adult Total			13	46	16	123.1%
Juvenile						
Abuse or Neglect	AN	4.0	0	1	1	0%
Capias	CA	0.0	0	2	0	0%
Child in Need of Services	CS	0.0	1	2	0	0%
Custody Visitation	CV	2.0	21	33	18	86%
Delinquency Felony	DF	0.0	0	1	0	0%
Delinquency Misdemeanor	DM	2.6	0	9	5	0%
Foster Care Review	FC	0.0	1	1	0	0%
Paternity	PT	2.0	0	1	1	0%
Remand Custody	RC	1.0	4	4	4	100%
Remand Visitation	RV	1.0	3	3	3	100%
Show Cause	SC	0.0	0	1	0	0%
Traffic	T	0.0	1	1	0	0%
Juvenile Total			31	59	32	103.2%
Totals			44	105	48	109.1%

New Cases



	Total Filings with %
Custody Visitation (CV)	21 48%
Criminal Misdemeanor (CM)	5 11%
Remand Custody (RC)	4 9%
Remand Visitation (RV)	3 7%
Civil Support (VS)	2 5%
Others	9 20%
Total	44 100%

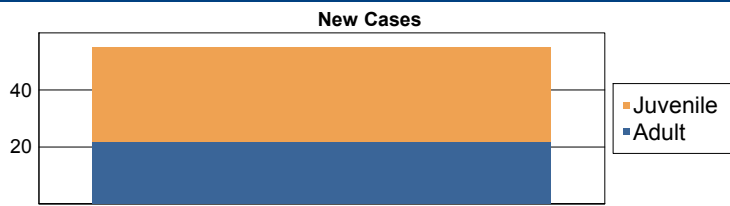
Special Case Activities

Emergency Protective Order	PE	1.0	6
Temporary Detention Order	TD	1.0	4

Commonwealth of Virginia
Caseload Statistics of the J&DR District Courts
August 2016

Greensville

	Filing Type	Hearings Per Case	Filings	Hearings	Concluded	Clearance Rate
Adult						
Bond Forfeiture Show Cause	BF	1.0	1	1	1	100%
Capias	CA	3.0	3	11	2	67%
Criminal Felony	CF	3.0	2	4	1	50%
Criminal Misdemeanor	CM	2.5	3	12	2	67%
Protective Order – Family Abuse	FP	1.7	3	5	3	100%
Show Cause	SC	3.6	5	24	7	140%
Civil Support	VS	3.0	5	17	3	60%
Adult Total			22	74	19	86.4%
Juvenile						
Abuse or Neglect	AN	3.3	1	4	3	300%
Capias	CA	0.0	1	2	0	0%
Child in Need of Services	CS	0.0	1	1	0	0%
Custody Visitation	CV	2.6	16	57	35	219%
Delinquency Felony	DF	4.0	0	1	1	0%
Delinquency Misdemeanor	DM	2.7	9	16	6	67%
Initial Foster Care Review	IF	1.0	1	1	1	100%
Traffic	T	1.0	4	4	2	50%
Juvenile Total			33	86	48	145.5%
Totals			55	160	67	121.8%



	Total Filings with %
Custody Visitation (CV)	16 29%
Delinquency Misdemeanor (DM)	9 16%
Civil Support (VS)	5 9%
Show Cause (SC)	5 9%
Capias (CA)	4 7%
Others	16 29%
Total	55 100%

Special Case Activities

Non-Case	NC	1.0	1
Emergency Protective Order	PE	1.0	7
Temporary Detention Order	TD	1.0	2

Commonwealth of Virginia
Caseload Statistics of the J&DR District Courts

Greenville

July 2016

	Filing Type	Hearings Per Case	Filings	Hearings	Concluded	Clearance Rate
Adult						
Capias	CA	2.3	1	8	3	300%
Criminal Felony	CF	0.0	2	3	0	0%
Criminal Misdemeanor	CM	0.0	1	5	0	0%
Protective Order – Family Abuse	FP	0.0	1	1	0	0%
Remand Support	RS	1.0	1	1	1	100%
Show Cause	SC	2.4	7	19	5	71%
Civil Support	VS	1.7	4	10	3	75%
Adult Total			17	47	12	70.6%
Juvenile						
Abuse or Neglect	AN	0.0	1	4	0	0%
Capias	CA	0.0	0	1	0	0%
Custody Visitation	CV	2.0	18	28	10	56%
Delinquency Felony	DF	5.7	0	7	3	0%
Delinquency Misdemeanor	DM	5.3	0	7	3	0%
Foster Care Review	FC	1.0	1	1	1	100%
Paternity	PT	0.0	1	1	0	0%
Remand Custody	RC	1.0	1	1	1	100%
Remand Visitation	RV	1.0	1	1	1	100%
Show Cause	SC	0.0	0	1	0	0%
Juvenile Total			23	52	19	82.6%
Totals			40	99	31	77.5%

New Cases



	Total Filings with %	
Custody Visitation (CV)	18	45%
Show Cause (SC)	7	18%
Civil Support (VS)	4	10%
Criminal Felony (CF)	2	5%
Abuse or Neglect (AN)	1	3%
Others	8	20%
Total	40	100%

Special Case Activities

Emergency Protective Order	PE	1.0	7
Non-Case	NC	1.0	2

**Commonwealth of Virginia
Caseload Statistics of the J&DR District Courts**

Greenville

June 2016

	Filing Type	Hearings Per Case	Filings	Hearings	Concluded	Clearance Rate
Adult						
Protective Order - Non Family Abuse	AP	3.0	0	1	1	0%
Capias	CA	2.3	2	7	3	150%
Criminal Felony	CF	0.0	0	1	0	0%
Criminal Misdemeanor	CM	3.1	1	16	7	700%
Show Cause	SC	3.1	7	24	12	171%
Restricted License - Support	SL	3.0	0	2	1	0%
Civil Support	VS	3.3	6	15	8	133%
Adult Total			16	66	32	200.0%
Juvenile						
Abuse or Neglect	AN	0.0	1	3	0	0%
Capias	CA	0.0	0	1	0	0%
Relief of Custody	CR	0.0	1	1	0	0%
Custody Visitation	CV	2.6	10	30	11	110%
Delinquency Felony	DF	8.0	0	8	3	0%
Delinquency Misdemeanor	DM	4.2	0	13	6	0%
Show Cause	SC	0.0	1	1	0	0%
Traffic	T	2.0	0	1	1	0%
Truancy/Runaway (Child in Need of Supervision)	TR	6.0	0	1	1	0%
Juvenile Total			13	59	22	169.2%
Totals			29	125	54	186.2%



	Total Filings with %	
Custody Visitation (CV)	10	34%
Show Cause (SC)	8	28%
Civil Support (VS)	6	21%
Capias (CA)	2	7%
Abuse or Neglect (AN)	1	3%
Others	2	7%
Total	29	100%

Special Case Activities


Non-Case	NC	1.0	2
Emergency Protective Order	PE	1.0	2

Commonwealth of Virginia
Caseload Statistics of the J&DR District Courts
 May 2016

Greenville

	Filing Type	Hearings Per Case	Filings	Hearings	Concluded	Clearance Rate
Adult						
Capias	CA	1.0	4	6	1	25%
Criminal Felony	CF	0.0	1	1	0	0%
Criminal Misdemeanor	CM	4.2	4	15	5	125%
Protective Order – Family Abuse	FP	2.0	1	4	3	300%
Show Cause	SC	3.4	5	23	7	140%
Restricted License - Support	SL	0.0	1	1	0	0%
Civil Support	VS	2.0	5	12	5	100%
Adult Total			21	62	21	100.0%
Juvenile						
Abuse or Neglect	AN	0.0	0	1	0	0%
Child in Need of Services	CS	4.0	0	1	1	0%
Custody Visitation	CV	1.4	13	20	5	38%
Delinquency Felony	DF	0.0	3	3	0	0%
Delinquency Misdemeanor	DM	4.6	6	20	5	83%
Traffic	T	1.0	2	3	1	50%
Juvenile Total			24	48	12	50.0%
Totals			45	110	33	73.3%

New Cases



	Total Filings with %
Custody Visitation (CV)	13 29%
Delinquency Misdemeanor (DM)	6 13%
Civil Support (VS)	5 11%
Show Cause (SC)	5 11%
Capias (CA)	4 9%
Others	12 27%
Total	45 100%

Special Case Activities

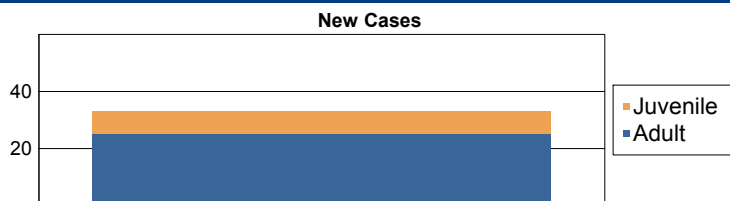
Emergency Protective Order	PE	1.0	9
Temporary Detention Order	TD	1.0	6

**Commonwealth of Virginia
Caseload Statistics of the J&DR District Courts**

Greenville

April 2016

	Filing Type	Hearings Per Case	Filings	Hearings	Concluded	Clearance Rate
Adult						
Protective Order - Non Family Abuse	AP	0.0	0	1	0	0%
Capias	CA	1.7	2	4	3	150%
Criminal Felony	CF	4.0	0	2	2	0%
Criminal Misdemeanor	CM	5.3	1	7	3	300%
Protective Order – Family Abuse	FP	3.0	2	3	1	50%
Remand Support	RS	1.0	1	1	1	100%
Show Cause	SC	2.1	9	19	9	100%
Civil Support	VS	1.8	10	24	13	130%
Adult Total			25	61	32	128.0%
Juvenile						
Abuse or Neglect	AN	5.0	1	5	4	400%
Child in Need of Services	CS	0.0	0	2	0	0%
Custody Visitation	CV	1.9	3	32	12	400%
Delinquency Felony	DF	0.0	0	1	0	0%
Delinquency Misdemeanor	DM	4.6	4	23	7	175%
Juvenile Total			8	63	23	287.5%
Totals			33	124	55	166.7%



	Total Filings with %
Civil Support (VS)	10 30%
Show Cause (SC)	9 27%
Delinquency Misdemeanor (DM)	4 12%
Custody Visitation (CV)	3 9%
Capias (CA)	2 6%
Others	5 15%
Total	33 100%

Special Case Activities

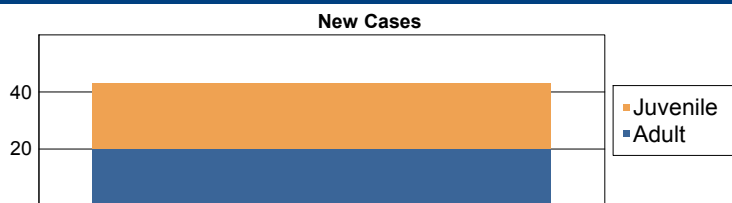
Emergency Protective Order	PE	1.0	4
Temporary Detention Order	TD	1.0	2

Commonwealth of Virginia
Caseload Statistics of the J&DR District Courts

Greensville

March 2016

	Filing Type	Hearings Per Case	Filings	Hearings	Concluded	Clearance Rate
Adult						
Protective Order - Non Family Abuse	AP	0.0	1	1	0	0%
Capias	CA	2.0	4	8	4	100%
Criminal Felony	CF	3.0	0	4	1	0%
Criminal Misdemeanor	CM	4.2	3	18	6	200%
Protective Order – Family Abuse	FP	0.0	1	2	0	0%
Show Cause	SC	3.8	6	21	10	167%
Civil Support	VS	2.8	5	16	6	120%
Adult Total			20	70	27	135.0%
Juvenile						
Abuse or Neglect	AN	4.0	0	1	1	0%
Child in Need of Services	CS	0.0	1	1	0	0%
Custody Visitation	CV	2.2	19	33	10	53%
Delinquency Felony	DF	7.0	0	5	2	0%
Delinquency Misdemeanor	DM	0.0	1	11	0	0%
Foster Care Review	FC	1.0	1	1	1	100%
Show Cause	SC	1.0	1	1	1	100%
Truancy/Runaway (Child in Need of Supervision)	TR	0.0	0	1	0	0%
Juvenile Total			23	54	15	65.2%
Totals			43	124	42	97.7%



	Total Filings with %	
Custody Visitation (CV)	19	44%
Show Cause (SC)	7	16%
Civil Support (VS)	5	12%
Capias (CA)	4	9%
Criminal Misdemeanor (CM)	3	7%
Others	5	12%
Total	43	100%

Special Case Activities

Non-Case	NC	1.0	3
Emergency Protective Order	PE	1.0	6
Temporary Detention Order	TD	1.0	2

**Commonwealth of Virginia
Caseload Statistics of the J&DR District Courts**

Greensville

February 2016

	Filing Type	Hearings Per Case	Filings	Hearings	Concluded	Clearance Rate
Adult						
Capias	CA	2.8	1	8	5	500%
Criminal Felony	CF	0.0	3	5	0	0%
Criminal Misdemeanor	CM	4.3	9	31	11	122%
Protective Order – Family Abuse	FP	2.5	1	3	2	200%
Remand Support	RS	1.0	1	1	1	100%
Show Cause	SC	3.5	7	37	20	286%
Civil Support	VS	2.8	7	14	6	86%
Adult Total			29	99	45	155.2%
Juvenile						
Custody Visitation	CV	2.9	14	41	28	200%
Delinquency Felony	DF	0.0	1	4	0	0%
Delinquency Misdemeanor	DM	2.0	5	16	1	20%
Traffic	T	1.0	3	3	3	100%
Juvenile Total			23	64	32	139.1%
Totals			52	163	77	148.1%



	Total Filings with %	
Custody Visitation (CV)	14	27%
Criminal Misdemeanor (CM)	9	17%
Civil Support (VS)	7	13%
Show Cause (SC)	7	13%
Delinquency Misdemeanor (DM)	5	10%
Others	10	19%
Total	52	100%

Special Case Activities

Non-Case	NC	1.0	1
Emergency Protective Order	PE	1.0	5
Temporary Detention Order	TD	1.0	2

**Commonwealth of Virginia
Caseload Statistics of the J&DR District Courts**

Greenville

January 2016

	Filing Type	Hearings Per Case	Filings	Hearings	Concluded	Clearance Rate
Adult						
Capias	CA	4.5	4	10	2	50%
Criminal Misdemeanor	CM	2.5	2	11	2	100%
Protective Order – Family Abuse	FP	0.0	0	1	0	0%
Show Cause	SC	3.4	9	33	11	122%
Civil Support	VS	3.0	9	16	3	33%
Adult Total			24	71	18	75.0%
Juvenile						
Abuse or Neglect	AN	0.0	0	4	0	0%
Custody Visitation	CV	3.6	23	41	9	39%
Delinquency Felony	DF	6.0	0	3	1	0%
Delinquency Misdemeanor	DM	3.5	4	15	4	100%
Foster Care Review	FC	1.0	1	1	1	100%
Traffic	T	1.0	1	1	1	100%
Juvenile Total			29	65	16	55.2%
Totals			53	136	34	64.2%



	Total Filings with %	
Custody Visitation (CV)	23	43%
Civil Support (VS)	9	17%
Show Cause (SC)	9	17%
Capias (CA)	4	8%
Delinquency Misdemeanor (DM)	4	8%
Others	4	8%
Total	53	100%

Special Case Activities

Non-Case	NC	1.0	1
Emergency Protective Order	PE	1.0	5
Emergency Custody Order	EC	1.0	2
Non-Case	NC	1.0	1

Commonwealth of Virginia
Caseload Statistics of the J&DR District Courts

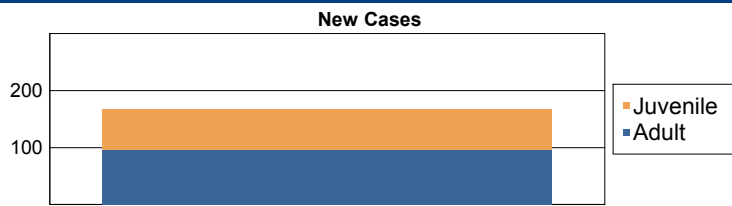
Halifax

December 2016

	Filing Type	Hearings Per Case	Filings	Hearings	Concluded	Clearance Rate
Adult						
Capias	CA	4.8	8	13	4	50%
Criminal Felony	CF	4.3	3	13	6	200%
Criminal Misdemeanor	CM	4.1	19	49	14	74%
Protective Order – Family Abuse	FP	3.4	3	11	5	167%
Show Cause	SC	3.2	57	85	39	68%
Civil Support	VS	3.8	6	13	6	100%
Adult Total			96	184	74	77.1%

Juvenile						
Abuse or Neglect	AN	1.0	3	4	1	33%
Child in Need of Services	CS	6.0	0	1	1	0%
Custody Visitation	CV	1.7	47	91	44	94%
Delinquency Felony	DF	7.7	4	26	3	75%
Delinquency Misdemeanor	DM	3.8	6	49	6	100%
Foster Care Review	FC	1.0	1	3	1	100%
Permanency Planning	PH	1.0	1	2	1	100%
Remand Custody	RC	1.0	2	2	2	100%
Restoration of Parental Rights	RR	0.0	4	4	0	0%
Show Cause	SC	6.0	0	2	1	0%
Status Offense	ST	0.0	1	1	0	0%
Traffic	T	2.5	2	6	2	100%
Termination of Parental Rights	TP	0.0	0	2	0	0%
Truancy/Runaway (Child in Need of Supervision)	TR	0.0	0	2	0	0%
Juvenile Total			71	195	62	87.3%

Totals			167	379	136	81.4%
---------------	--	--	------------	------------	------------	--------------



	Total Filings with %
Show Cause (SC)	57 34%
Custody Visitation (CV)	47 28%
Criminal Misdemeanor (CM)	19 11%
Capias (CA)	8 5%
Civil Support (VS)	6 4%
Others	30 18%
Total	167 100%

Special Case Activities

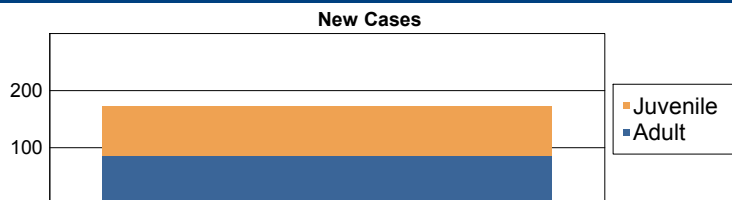
Emergency Protective Order	PE	1.0	12
Non-Case	NC	2.0	2
Temporary Detention Order	TD	1.0	4

**Commonwealth of Virginia
Caseload Statistics of the J&DR District Courts**

Halifax

November 2016

	Filing Type	Hearings Per Case	Filings	Hearings	Concluded	Clearance Rate
Adult						
Capias	CA	2.6	2	24	16	800%
Criminal Felonv	CF	4.2	4	24	13	325%
Criminal Misdemeanor	CM	3.3	22	79	32	145%
Protective Order – Family Abuse	FP	2.5	10	27	13	130%
Motion - Modifv Protective Order	MP	3.0	0	1	1	0%
Remand Support	RS	1.0	1	1	1	100%
Show Cause	SC	4.3	10	129	69	690%
Restricted License - Support	SL	1.0	1	1	1	100%
Civil Support	VS	2.0	36	64	36	100%
Adult Total			86	350	182	211.6%
Juvenile						
Relief of Custody	CR	0.0	0	2	0	0%
Custody Visitation	CV	1.7	53	99	47	89%
Delinquency Felonv	DF	11.5	8	39	10	125%
Delinquency Misdemeanor	DM	9.2	18	73	20	111%
Foster Care Review	FC	3.0	0	1	1	0%
Initial Foster Care Review	IF	1.0	1	1	1	100%
Remand Custody	RC	1.0	4	4	4	100%
Show Cause	SC	0.0	0	1	0	0%
Status Offense	ST	1.0	1	1	1	100%
Traffic	T	2.0	1	6	3	300%
Truancy/Runaway (Child in Need of Supervision)	TR	0.0	1	2	0	0%
Juvenile Total			87	229	87	100.0%
Totals			173	579	269	155.5%



	Total Filings with %	
Custody Visitation (CV)	53	31%
Civil Support (VS)	36	21%
Criminal Misdemeanor (CM)	22	13%
Delinquency Misdemeanor (DM)	18	10%
Protective Order – Family Abuse (FP)	10	6%
Others	34	20%
Total	173	100%

Special Case Activities

Emergency Protective Order	PE	1.0	16
Emergency Custody Order	EC	1.0	2
Non-Case	NC	6.0	2
Temporary Detention Order	TD	1.0	2


Commonwealth of Virginia
Caseload Statistics of the J&DR District Courts

Halifax

October 2016

	Filing Type	Hearings Per Case	Filings	Hearings	Concluded	Clearance Rate
Adult						
Capias	CA	3.0	11	18	2	18%
Criminal Felony	CF	3.4	2	36	14	700%
Criminal Misdemeanor	CM	2.7	20	96	46	230%
Protective Order – Family Abuse	FP	3.4	4	22	9	225%
Show Cause	SC	3.4	9	49	20	222%
Restricted License - Support	SL	1.0	2	2	1	50%
Civil Support	VS	2.0	23	49	25	109%
Adult Total			71	272	117	164.8%
Juvenile						
Protective Order – Non Family Abuse	AP	4.0	0	2	2	0%
Relief of Custody	CR	0.0	2	2	0	0%
Child in Need of Services	CS	4.5	0	2	2	0%
Custody Visitation	CV	2.0	68	106	62	91%
Delinquency Felony	DF	4.0	4	31	1	25%
Delinquency Misdemeanor	DM	5.3	15	64	9	60%
Foster Care Review	FC	1.0	5	5	5	100%
Motion - Modify Protective Order	MP	2.0	0	2	2	0%
Permanency Planning	PH	1.0	1	1	1	100%
Paternity	PT	1.0	7	7	7	100%
Traffic	T	2.3	7	10	4	57%
Termination of Parental Rights	TP	0.0	2	2	0	0%
Juvenile Total			111	234	95	85.6%
Totals			182	506	212	116.5%

New Cases



	Total Filings with %
Custody Visitation (CV)	68 37%
Civil Support (VS)	23 13%
Criminal Misdemeanor (CM)	20 11%
Delinquency Misdemeanor (DM)	15 8%
Capias (CA)	11 6%
Others	45 25%
Total	182 100%

Special Case Activities


Emergency Protective Order	PE	1.0	16
Emergency Custody Order	EC	1.0	2
Non-Case	NC	4.5	0

Commonwealth of Virginia
Caseload Statistics of the J&DR District Courts

Halifax

September 2016

	Filing Type	Hearings Per Case	Filings	Hearings	Concluded	Clearance Rate
Adult						
Capias	CA	3.5	6	21	12	200%
Criminal Felonv	CF	2.2	13	37	6	46%
Criminal Misdemeanor	CM	2.8	32	91	25	78%
Protective Order – Family Abuse	FP	3.6	10	26	7	70%
Motion - Modifv Protective Order	MP	1.0	4	5	3	75%
Protective Order - Violation of Protective Order Conviction	PV	1.0	1	1	1	100%
Show Cause	SC	3.1	34	135	39	115%
Restricted License - Support	SL	1.0	2	2	2	100%
Civil Support	VS	2.1	18	40	19	106%
Adult Total			120	358	114	95.0%
Juvenile						
Abuse or Neglect	AN	7.0	0	4	4	0%
Protective Order – Non Familv Abuse	AP	0.0	0	2	0	0%
Child in Need of Services	CS	0.0	0	1	0	0%
Custody Visitation	CV	2.8	28	71	33	118%
Delinquency Felonv	DF	6.0	4	22	1	25%
Delinquency Misdemeanor	DM	4.7	13	68	14	108%
Foster Care Review	FC	1.0	2	4	1	50%
Protective Order – Family Abuse	FP	1.0	1	1	1	100%
Motion - Modifv Protective Order	MP	0.0	2	2	0	0%
Permanency Plannina	PH	1.0	3	3	3	100%
Paternity	PT	1.0	4	4	4	100%
Remand Custody	RC	4.0	0	2	1	0%
Status Offense	ST	0.0	0	1	0	0%
Traffic	T	1.0	3	4	2	67%
Juvenile Total			60	189	64	106.7%
Totals			180	547	178	98.9%



	Total Filings with %
Show Cause (SC)	34 19%
Criminal Misdemeanor (CM)	32 18%
Custody Visitation (CV)	28 16%
Civil Support (VS)	18 10%
Criminal Felony (CF)	13 7%
Others	55 31%
Total	180 100%

Special Case Activities

Emeraencv Protective Order	PE	1.0	24
Emeraencv Custody Order	EC	1.0	2
Non-Case	NC	6.0	1


Commonwealth of Virginia
Caseload Statistics of the J&DR District Courts

Halifax

August 2016

	Filing Type	Hearings Per Case	Filings	Hearings	Concluded	Clearance Rate
Adult						
Capias	CA	2.6	5	20	9	180%
Criminal Felonv	CF	4.0	14	28	2	14%
Criminal Misdemeanor	CM	3.1	44	112	32	73%
Protective Order – Family Abuse	FP	2.1	8	23	7	88%
Motion - Modifv Protective Order	MP	1.0	1	1	1	100%
Other	OT	1.0	1	1	1	100%
Show Cause	SC	2.8	30	118	54	180%
Civil Support	VS	1.8	39	75	45	115%
Adult Total			142	378	151	106.3%
Juvenile						
Abuse or Neglect	AN	4.0	0	6	2	0%
Child in Need of Services	CS	3.0	1	3	1	100%
Custody Visitation	CV	1.7	77	141	81	105%
Delinquency Felonv	DF	4.0	5	17	1	20%
Delinquency Misdemeanor	DM	6.8	11	51	13	118%
Foster Care Review	FC	0.0	3	4	0	0%
Motion - Modifv Protective Order	MP	2.0	0	2	2	0%
Permanency Planning	PH	1.0	1	1	1	100%
Paternity	PT	1.5	1	2	2	200%
Remand Custody	RC	1.0	1	1	1	100%
Status Offense	ST	7.5	1	4	4	400%
Traffic	T	1.7	4	8	6	150%
Juvenile Total			105	240	114	108.6%
Totals			247	618	265	107.3%

New Cases



	Total Filings with %
Custody Visitation (CV)	77 31%
Criminal Misdemeanor (CM)	44 18%
Civil Support (VS)	39 16%
Show Cause (SC)	30 12%
Criminal Felony (CF)	14 6%
Others	43 17%
Total	247 100%

Special Case Activities

Emergency Protective Order	PE	1.0	30
Temporary Detention Order	TD	1.0	1
Non-Case	NC	5.0	2

Commonwealth of Virginia
Caseload Statistics of the J&DR District Courts

Halifax

July 2016

	Filing Type	Hearings Per Case	Filings	Hearings	Concluded	Clearance Rate
Adult						
Protective Order - Non Family Abuse	AP	1.0	1	1	1	100%
Capias	CA	2.6	7	20	5	71%
Criminal Felony	CF	4.2	5	23	10	200%
Criminal Misdemeanor	CM	3.3	24	65	16	67%
Protective Order – Family Abuse	FP	2.2	8	19	5	63%
Motion - Modify Protective Order	MP	1.0	2	2	2	100%
Remand Support	RS	1.0	1	1	1	100%
Show Cause	SC	2.6	38	128	48	126%
Restricted License - Support	SL	1.5	1	2	2	200%
Civil Support	VS	1.6	35	55	37	106%
Adult Total			122	316	127	104.1%
Juvenile						
Capias	CA	6.0	0	1	1	0%
Custody Visitation	CV	2.0	20	47	22	110%
Delinquency Felony	DF	0.0	0	11	0	0%
Delinquency Misdemeanor	DM	5.2	7	51	10	143%
Foster Care Review	FC	1.0	1	1	1	100%
Permanency Planning	PH	1.0	2	2	2	100%
Paternity	PT	1.4	3	5	5	167%
Show Cause	SC	2.0	1	2	1	100%
Status Offense	ST	1.0	1	3	1	100%
Traffic	T	1.8	5	12	9	180%
Termination of Parental Rights	TP	4.0	0	1	1	0%
Juvenile Total			40	136	53	132.5%
Totals			162	452	180	111.1%



	Total Filings with %
Show Cause (SC)	39 24%
Civil Support (VS)	35 22%
Criminal Misdemeanor (CM)	24 15%
Custody Visitation (CV)	20 12%
Protective Order – Family Abuse (FP)	8 5%
Others	36 22%
Total	162 100%

Special Case Activities

Non-Case	NC	1.0	1
Emergency Protective Order	PE	1.0	16
Non-Case	NC	0.0	0


**Commonwealth of Virginia
Caseload Statistics of the J&DR District Courts**

Halifax

June 2016

	Filing Type	Hearings Per Case	Filings	Hearings	Concluded	Clearance Rate
Adult						
Capias	CA	4.9	3	20	9	300%
Criminal Felony	CF	3.2	3	28	9	300%
Criminal Misdemeanor	CM	2.5	31	86	33	106%
Protective Order – Family Abuse	FP	3.8	4	14	5	125%
Motion - Modifv Protective Order	MP	1.0	1	1	1	100%
Remand Support	RS	1.0	1	1	1	100%
Show Cause	SC	2.9	29	121	41	141%
Restricted License - Support	SL	1.0	3	3	2	67%
Civil Support	VS	1.7	26	58	29	112%
Adult Total			101	332	130	128.7%
Juvenile						
Abuse or Neglect	AN	5.5	0	7	6	0%
Protective Order – Non Family Abuse	AP	0.0	0	2	0	0%
Capias	CA	3.0	0	2	1	0%
Child in Need of Services	CS	0.0	0	2	0	0%
Custody Visitation	CV	2.2	31	74	40	129%
Delinquency Felony	DF	6.3	1	34	7	700%
Delinquency Misdemeanor	DM	3.1	10	81	12	120%
Entrustment Agreement	ET	1.0	1	1	1	100%
Foster Care Review	FC	1.0	1	1	1	100%
Initial Foster Care Review	IF	1.0	3	3	3	100%
Protective Order – Stalking/Acts of Violence	PC	3.0	0	1	1	0%
Permanency Planning	PH	2.5	1	4	4	400%
Paternity	PT	1.5	3	5	4	133%
Remand Custody	RC	1.0	1	2	1	100%
Show Cause	SC	3.0	0	1	1	0%
Status Offense	ST	0.0	0	2	0	0%
Traffic	T	2.0	3	7	2	67%
Termination of Parental Rights	TP	3.0	0	3	3	0%
Juvenile Total			55	232	87	158.2%
Totals			156	564	217	139.1%

New Cases



	Total Filings with %
Criminal Misdemeanor (CM)	31 20%
Custody Visitation (CV)	31 20%
Show Cause (SC)	29 19%
Civil Support (VS)	26 17%
Delinquency Misdemeanor (DM)	10 6%
Others	29 19%
Total	156 100%

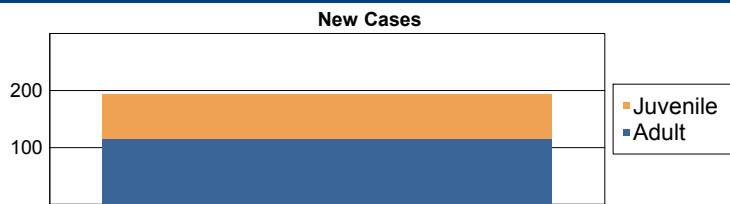
Special Case Activities

Non-Case	NC	1.0	1
Emergency Protective Order	PE	1.0	28
Non-Case	NC	0.0	0

Commonwealth of Virginia
Caseload Statistics of the J&DR District Courts
 May 2016

Halifax

	Filing Type	Hearings Per Case	Filings	Hearings	Concluded	Clearance Rate
Adult						
Capias	CA	4.0	8	34	17	213%
Criminal Felonv	CF	3.5	11	27	6	55%
Criminal Misdemeanor	CM	2.9	35	121	58	166%
Protective Order – Family Abuse	FP	2.8	6	24	12	200%
Motion - Modifv Protective Order	MP	1.0	2	2	2	100%
Remand Support	RS	1.0	2	2	2	100%
Show Cause	SC	2.9	36	145	59	164%
Restricted License - Support	SL	1.3	2	3	3	150%
Civil Support	VS	1.6	13	31	14	108%
Adult Total			115	389	173	150.4%
Juvenile						
Abuse or Neglect	AN	4.0	0	8	3	0%
Protective Order – Non Familv Abuse	AP	0.0	2	2	0	0%
Child in Need of Services	CS	0.0	1	1	0	0%
Custody Visitation	CV	1.6	50	102	41	82%
Delinquency Felonv	DF	4.7	0	11	3	0%
Delinquency Misdemeanor	DM	3.3	8	33	4	50%
Initial Foster Care Review	IF	1.0	4	4	4	100%
Protective Order – Stalking/Acts of Violence	PC	0.0	1	2	0	0%
Permanency Planning	PH	0.0	0	3	0	0%
Paternity	PT	1.3	5	7	6	120%
Remand Custody	RC	1.3	2	3	3	150%
Remand Visitation	RV	2.0	0	1	1	0%
Show Cause	SC	0.0	1	3	0	0%
Traffic	T	2.0	5	6	2	40%
Termination of Parental Rights	TP	2.0	0	4	1	0%
Juvenile Total			79	190	68	86.1%
Totals			194	579	241	124.2%



	Total Filings with %
Custody Visitation (CV)	50 26%
Show Cause (SC)	37 19%
Criminal Misdemeanor (CM)	35 18%
Civil Support (VS)	13 7%
Criminal Felony (CF)	11 6%
Others	48 25%
Total	194 100%

Special Case Activities

Emergency Protective Order	PE	1.0	22
Non-Case	NC	0.0	2
Emergency Protective Order	PE	1.0	2

Commonwealth of Virginia
Caseload Statistics of the J&DR District Courts

Halifax


April 2016

	Filing Type	Hearings Per Case	Filings	Hearings	Concluded	Clearance Rate
Adult						
Capias	CA	4.9	7	24	9	129%
Criminal Felonv	CF	3.1	9	21	8	89%
Criminal Misdemeanor	CM	2.8	30	75	17	57%
Protective Order – Family Abuse	FP	2.0	10	16	1	10%
Motion - Modifv Protective Order	MP	1.0	1	1	1	100%
Protective Order - Violation of Protective Order Conviction	PV	1.0	1	1	1	100%
Show Cause	SC	3.0	46	114	43	93%
Restricted License - Support	SL	1.0	2	2	1	50%
Civil Support	VS	1.7	49	70	38	78%
Adult Total			155	324	119	76.8%

Juvenile						
Abuse or Neglect	AN	4.0	4	11	2	50%
Custody Visitation	CV	2.3	20	62	42	210%
Delinquency Felonv	DF	0.0	0	6	0	0%
Delinquency Misdemeanor	DM	4.1	10	50	17	170%
Permanency Planning	PH	3.0	0	1	1	0%
Paternity	PT	1.3	5	6	3	60%
Remand Custody	RC	1.0	5	5	4	80%
Remand Visitation	RV	1.0	2	2	1	50%
Status Offense	ST	2.0	0	3	2	0%
Traffic	T	1.0	6	6	2	33%
Termination of Parental Rights	TP	0.0	0	1	0	0%
Juvenile Total			52	153	74	142.3%

Totals			207	477	193	93.2%
---------------	--	--	------------	------------	------------	--------------

New Cases



	Total Filings with %	
Civil Support (VS)	49	24%
Show Cause (SC)	46	22%
Criminal Misdemeanor (CM)	30	14%
Custody Visitation (CV)	20	10%
Delinquency Misdemeanor (DM)	10	5%
Others	52	25%
Total	207	100%

Special Case Activities

Emergency Protective Order	PE	1.0	20
Non-Case	NC	0.0	1
Temporary Detention Order	TD	1.0	4

**Commonwealth of Virginia
Caseload Statistics of the J&DR District Courts**

Halifax

March 2016

	Filing Type	Hearings Per Case	Filings	Hearings	Concluded	Clearance Rate
Adult						
Capias	CA	3.5	8	28	4	50%
Criminal Felonv	CF	3.4	6	20	5	83%
Criminal Misdemeanor	CM	2.2	43	99	30	70%
Protective Order – Family Abuse	FP	2.0	5	11	4	80%
Motion - Modifv Protective Order	MP	1.0	2	2	2	100%
Violation - Family Abuse Protective Order	PS	2.0	0	1	1	0%
Remand Support	RS	1.0	1	1	1	100%
Show Cause	SC	4.0	50	107	17	34%
Restricted License - Support	SL	1.0	3	3	3	100%
Civil Support	VS	1.4	49	62	34	69%
Adult Total			167	334	101	60.5%
Juvenile						
Abuse or Nealect	AN	4.5	1	7	2	200%
Protective Order – Non Familv Abuse	AP	4.0	0	1	1	0%
Custody Visitation	CV	1.4	62	98	47	76%
Delinquency Felonv	DF	6.0	1	24	1	100%
Delinquency Misdemeanor	DM	2.2	13	46	5	38%
Entrustment Agreement	ET	1.0	2	2	2	100%
Foster Care Review	FC	1.0	1	1	1	100%
Initial Foster Care Review	IF	1.3	2	3	3	150%
Permanency Planning	PH	1.0	6	6	3	50%
Paternity	PT	1.8	3	7	5	167%
Remand Custody	RC	1.0	3	3	2	67%
Remand Visitation	RV	1.0	1	1	1	100%
Status Offense	ST	6.0	1	3	1	100%
Traffic	T	1.6	7	11	9	129%
Termination of Parental Rights	TP	2.0	4	5	1	25%
Juvenile Total			107	218	84	78.5%
Totals			274	552	185	67.5%



	Total Filings with %
Custody Visitation (CV)	62 23%
Show Cause (SC)	50 18%
Civil Support (VS)	49 18%
Criminal Misdemeanor (CM)	43 16%
Delinquency Misdemeanor (DM)	13 5%
Others	57 21%
Total	274 100%

Special Case Activities

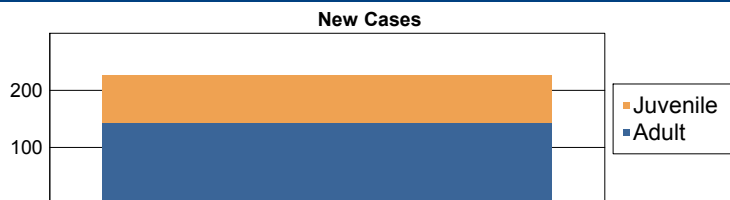
Emergency Protective Order	PE	1.0	24
Non-Case	NC	6.5	1

Commonwealth of Virginia
Caseload Statistics of the J&DR District Courts

Halifax

February 2016

	Filing Type	Hearings Per Case	Filings	Hearings	Concluded	Clearance Rate
Adult						
Capias	CA	3.8	6	29	16	267%
Criminal Felonv	CF	5.5	1	8	2	200%
Criminal Misdemeanor	CM	3.5	19	39	12	63%
Protective Order – Family Abuse	FP	1.7	5	9	3	60%
Motion - Modifv Protective Order	MP	1.0	3	3	3	100%
Violation - Family Abuse Protective Order	PS	0.0	1	1	0	0%
Show Cause	SC	2.5	74	169	60	81%
Restricted License - Support	SL	2.0	0	1	1	0%
Civil Support	VS	1.7	35	51	28	80%
Adult Total			144	310	125	86.8%
Juvenile						
Abuse or Nealect	AN	2.5	7	22	4	57%
Relief of Custodv	CR	2.0	0	1	1	0%
Custodv Visitation	CV	1.9	49	83	30	61%
Delinquency Felonv	DF	5.0	6	29	1	17%
Delinquency Misdemeanor	DM	4.2	10	51	6	60%
Motion - Modifv Protective Order	MP	0.0	2	2	0	0%
Permanency Planning	PH	1.0	1	2	1	100%
Paternity	PT	1.0	2	2	1	50%
Remand Custodv	RC	1.0	1	1	1	100%
Status Offense	ST	0.0	0	1	0	0%
Traffic	T	3.0	5	7	1	20%
Termination of Parental Rihts	TP	0.0	0	1	0	0%
Juvenile Total			83	202	46	55.4%
Totals			227	512	171	75.3%



	Total Filings with %	
Show Cause (SC)	74	33%
Custody Visitation (CV)	49	22%
Civil Support (VS)	35	15%
Criminal Misdemeanor (CM)	19	8%
Delinquency Misdemeanor (DM)	10	4%
Others	40	18%
Total	227	100%

Special Case Activities

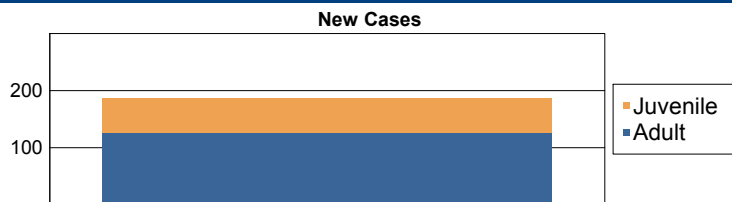
Emergency Protective Order	PE	1.0	19
Non-Case	NC	2.0	2

**Commonwealth of Virginia
Caseload Statistics of the J&DR District Courts**

Halifax

January 2016

	Filing Type	Hearings Per Case	Filings	Hearings	Concluded	Clearance Rate
Adult						
Capias	CA	5.0	7	26	7	100%
Criminal Felonv	CF	2.6	11	22	11	100%
Criminal Misdemeanor	CM	3.3	19	52	23	121%
Protective Order – Family Abuse	FP	5.0	1	3	1	100%
Protective Order - Violation of Protective Order Conviction	PV	1.0	1	1	1	100%
Remand Support	RS	1.0	2	2	2	100%
Show Cause	SC	2.9	58	146	49	84%
Restricted License - Support	SL	1.4	4	6	5	125%
Civil Support	VS	1.9	24	53	25	104%
Adult Total			127	311	124	97.6%
Juvenile						
Abuse or Neglect	AN	5.0	1	7	4	400%
Child in Need of Services	CS	0.0	0	1	0	0%
Custody Visitation	CV	1.7	28	68	33	118%
Delinquency Felonv	DF	3.5	1	18	2	200%
Delinquency Misdemeanor	DM	3.4	10	60	12	120%
Foster Care Review	FC	1.0	1	1	1	100%
Permanency Planning	PH	1.0	4	4	4	100%
Paternity	PT	1.1	11	12	8	73%
Status Offense	ST	7.0	1	7	5	500%
Traffic	T	1.8	4	8	5	125%
Truancy/Runaway (Child in Need of Supervision)	TR	0.0	0	2	0	0%
Juvenile Total			61	188	74	121.3%
Totals			188	499	198	105.3%



	Total Filings with %
Show Cause (SC)	58 31%
Custody Visitation (CV)	28 15%
Civil Support (VS)	24 13%
Criminal Misdemeanor (CM)	19 10%
Criminal Felony (CF)	11 6%
Others	48 26%
Total	188 100%

Special Case Activities


Non-Case	NC	1.0	1
Emergency Protective Order	PE	1.0	16
Non-Case	NC	2.0	6

Commonwealth of Virginia
Caseload Statistics of the J&DR District Courts

Hampton

December 2016

	Filing Type	Hearings Per Case	Filings	Hearings	Concluded	Clearance Rate
Adult						
Bond Forfeiture Show Cause	BF	1.0	1	2	1	100%
Capias	CA	2.9	70	257	110	157%
Criminal Felony	CF	4.4	28	130	25	89%
Criminal Misdemeanor	CM	4.3	93	303	67	72%
Protective Order – Familv Abuse	FP	1.8	33	54	36	109%
Motion - Modify Protective Order	MP	1.0	3	3	2	67%
Protective Order - Violation of Protective Order Conviction	PV	1.0	1	1	1	100%
Show Cause	SC	3.0	127	350	151	119%
Restricted License - Support	SL	1.0	1	1	1	100%
Civil Support	VS	2.5	97	229	110	113%
Adult Total			454	1,330	504	111.0%
Juvenile						
Abuse or Neglect	AN	3.5	5	19	2	40%
Protective Order – Non Familv Abuse	AP	2.0	1	2	1	100%
Capias	CA	2.3	4	18	6	150%
Child in Need of Services	CS	5.0	0	1	1	0%
Custody Visitation	CV	1.8	203	404	203	100%
Delinquency Felony	DF	5.5	18	169	23	128%
Delinquency Misdemeanor	DM	4.4	49	200	51	104%
Foster Care Review	FC	1.0	7	9	7	100%
Initial Foster Care Review	IF	1.0	3	3	3	100%
Permanency Planning	PH	1.0	2	2	2	100%
Paternity	PT	2.0	4	10	4	100%
Show Cause	SC	2.4	17	42	13	76%
Status Offense	ST	2.1	11	21	16	145%
Traffic	T	1.6	17	40	16	94%
Truancy/Runaway (Child in Need of Supervision)	TR	4.6	3	28	7	233%
Juvenile Total			344	968	355	103.2%
Totals			798	2,298	859	107.6%



	Total Filings with %
Custody Visitation (CV)	203 25%
Show Cause (SC)	144 18%
Civil Support (VS)	97 12%
Criminal Misdemeanor (CM)	93 12%
Capias (CA)	74 9%
Others	187 23%
Total	798 100%

Special Case Activities

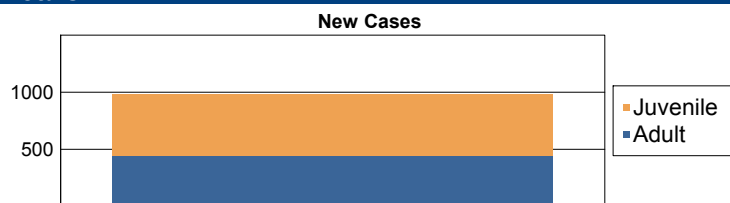
Non-Case	NC	3.0	0
Emergency Protective Order	PE	1.0	65
Emergency Protective Order	PE	1.0	4

Commonwealth of Virginia
Caseload Statistics of the J&DR District Courts

Hampton

November 2016

	Filing Type	Hearings Per Case	Filings	Hearings	Concluded	Clearance Rate
Adult						
Protective Order - Non Family Abuse	AP	3.0	0	2	2	0%
Bond Forfeiture Show Cause	BF	1.0	1	1	1	100%
Capias	CA	3.9	49	212	74	151%
Criminal Felony	CF	4.8	33	125	24	73%
Criminal Misdemeanor	CM	3.9	94	356	77	82%
Protective Order – Family Abuse	FP	1.6	29	51	33	114%
Motion - Modify Protective Order	MP	1.0	1	1	1	100%
Protective Order - Violation of Protective Order Conviction	PV	1.0	2	2	2	100%
Remand Support	RS	1.0	10	10	10	100%
Show Cause	SC	3.1	131	319	142	108%
Restricted License - Support	SL	2.0	1	2	1	100%
Civil Support	VS	2.3	92	206	84	91%
Adult Total			443	1,287	451	101.8%
Juvenile						
Abuse or Neglect	AN	4.0	9	22	3	33%
Protective Order – Non Family Abuse	AP	2.5	2	5	2	100%
Capias	CA	5.2	4	13	5	125%
Child in Need of Services	CS	0.0	0	1	0	0%
Custody Visitation	CV	1.7	298	451	229	77%
Delinquency Felony	DF	4.8	68	187	36	53%
Delinquency Misdemeanor	DM	3.9	73	236	48	66%
Foster Care Review	FC	1.0	4	4	4	100%
Initial Foster Care Review	IF	1.0	4	4	4	100%
Paternity	PT	2.0	4	6	2	50%
Remand Custody	RC	1.0	10	10	10	100%
Remand Visitation	RV	1.0	10	10	10	100%
Show Cause	SC	2.0	14	30	8	57%
Status Offense	ST	2.5	2	14	2	100%
Traffic	T	2.3	24	45	25	104%
Termination of Parental Rights	TP	1.0	4	4	4	100%
Truancy/Runaway (Child in Need of Supervision)	TR	3.1	10	31	9	90%
Juvenile Total			540	1,073	401	74.3%
Totals			983	2,360	852	86.7%



	Total Filings with %
Custody Visitation (CV)	298 30%
Show Cause (SC)	145 15%
Criminal Misdemeanor (CM)	94 10%
Civil Support (VS)	92 9%
Delinquency Misdemeanor (DM)	73 7%
Others	281 29%
Total	983 100%

Special Case Activities


Non-Case	NC	3.0	0
Emergency Protective Order	PE	1.0	120
Emergency Protective Order	PE	1.0	4
Temporary Detention Order	TD	1.0	2

Commonwealth of Virginia
Caseload Statistics of the J&DR District Courts

Hampton

October 2016

	Filing Type	Hearings Per Case	Filings	Hearings	Concluded	Clearance Rate
Adult						
Protective Order - Non Family Abuse	AP	1.0	2	2	2	100%
Bond Forfeiture Show Cause	BF	1.0	2	2	2	100%
Capias	CA	3.4	58	254	87	150%
Criminal Felony	CF	4.4	26	111	17	65%
Criminal Misdemeanor	CM	3.8	87	348	98	113%
Protective Order – Family Abuse	FP	2.2	25	47	21	84%
Motion - Modify Protective Order	MP	1.0	1	1	1	100%
Protective Order - Violation of Protective Order Conviction	PV	1.0	2	2	2	100%
Remand Support	RS	1.0	11	11	11	100%
Show Cause	SC	2.7	115	308	102	89%
Restricted License - Support	SL	1.0	6	7	5	83%
Civil Support	VS	2.1	100	245	101	101%
Adult Total			435	1,338	449	103.2%
Juvenile						
Abuse or Neglect	AN	3.0	2	8	1	50%
Protective Order – Non Family Abuse	AP	2.0	1	2	1	100%
Capias	CA	5.7	2	8	3	150%
Relief of Custody	CR	2.0	0	1	1	0%
Child in Need of Services	CS	2.0	1	2	1	100%
Custody Visitation	CV	1.9	222	430	220	99%
Delinquency Felony	DF	3.9	31	161	36	116%
Delinquency Misdemeanor	DM	4.5	49	194	50	102%
Foster Care Review	FC	1.1	11	12	12	109%
Initial Foster Care Review	IF	1.0	1	1	1	100%
Permanency Planning	PH	1.0	3	3	3	100%
Paternity	PT	4.0	2	6	4	200%
Remand Custody	RC	1.0	17	17	17	100%
Remand Visitation	RV	1.0	17	17	17	100%
Show Cause	SC	3.5	13	37	16	123%
Status Offense	ST	1.1	18	25	15	83%
Traffic	T	2.1	30	62	38	127%
Termination of Parental Rights	TP	1.0	2	2	2	100%
Truancy/Runaway (Child in Need of Supervision)	TR	4.4	11	41	11	100%
Juvenile Total			433	1,029	449	103.7%
Totals			868	2,367	898	103.5%



	Total Filings with %
Custody Visitation (CV)	222 26%
Show Cause (SC)	128 15%
Civil Support (VS)	100 12%
Criminal Misdemeanor (CM)	87 10%
Capias (CA)	60 7%
Others	271 31%
Total	868 100%

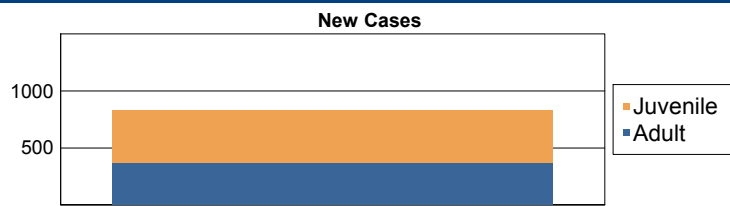
Special Case Activities

Non-Case	NC	3.0	0
Emergency Protective Order	PE	1.0	89
Emergency Protective Order	PE	1.0	2
Temporary Detention Order	TD	1.0	8

Commonwealth of Virginia
Caseload Statistics of the J&DR District Courts
September 2016

Hampton

	Filing Type	Hearings Per Case	Filings	Hearings	Concluded	Clearance Rate
Adult						
Protective Order - Non Family Abuse	AP	2.0	1	2	1	100%
Capias	CA	3.6	44	244	65	148%
Criminal Felony	CF	4.2	24	93	22	92%
Criminal Misdemeanor	CM	3.7	89	290	57	64%
Criminal Support	CS	7.0	0	1	1	0%
Protective Order – Family Abuse	FP	1.6	36	62	36	100%
Motion - Modify Protective Order	MP	1.0	1	1	1	100%
Protective Order - Violation of Protective Order Conviction	PV	1.0	1	1	1	100%
Remand Support	RS	1.0	10	10	10	100%
Show Cause	SC	2.5	86	317	103	120%
Restricted License - Support	SL	1.0	2	2	1	50%
Civil Support	VS	1.8	76	143	80	105%
Adult Total			370	1,166	378	102.2%
Juvenile						
Abuse or Neglect	AN	2.6	6	15	5	83%
Capias	CA	3.0	0	9	3	0%
Relief of Custody	CR	0.0	1	1	0	0%
Child in Need of Services	CS	0.0	1	3	0	0%
Custody Visitation	CV	1.6	280	449	253	90%
Delinquency Felony	DF	4.4	24	147	25	104%
Delinquency Misdemeanor	DM	3.3	48	185	59	123%
Foster Care Review	FC	1.0	8	8	7	88%
Initial Foster Care Review	IF	1.0	3	3	3	100%
Permanency Planning	PH	1.0	14	14	14	100%
Paternity	PT	1.8	5	10	6	120%
Remand Custody	RC	1.0	16	16	16	100%
Remand Visitation	RV	1.0	15	15	15	100%
Show Cause	SC	2.3	7	24	9	129%
Status Offense	ST	1.2	17	23	18	106%
Traffic	T	2.6	17	42	25	147%
Termination of Parental Rights	TP	2.0	0	16	16	0%
Truancy/Runaway (Child in Need of Supervision)	TR	5.0	1	17	7	700%
Juvenile Total			463	997	481	103.9%
Totals			833	2,163	859	103.1%



	Total Filings with %
Custody Visitation (CV)	280 34%
Show Cause (SC)	93 11%
Criminal Misdemeanor (CM)	89 11%
Civil Support (VS)	76 9%
Delinquency Misdemeanor (DM)	48 6%
Others	247 30%
Total	833 100%

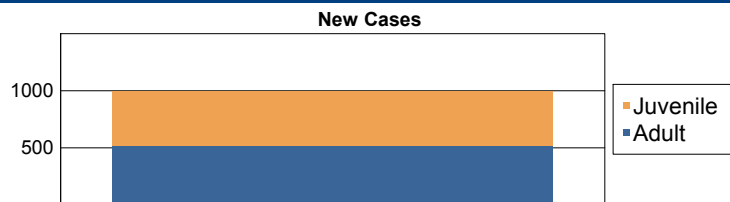
Special Case Activities

Non-Case	NC	4.0	2
Emergency Protective Order	PE	1.0	69
Emergency Protective Order	PE	1.0	2
Temporary Detention Order	TD	1.0	4

Commonwealth of Virginia
Caseload Statistics of the J&DR District Courts
August 2016

Hampton

	Filing Type	Hearings Per Case	Filings	Hearings	Concluded	Clearance Rate
Adult						
Capias	CA	3.2	72	246	87	121%
Criminal Felony	CF	4.4	24	108	22	92%
Criminal Misdemeanor	CM	3.6	110	406	109	99%
Protective Order – Family Abuse	FP	1.8	27	52	26	96%
Motion - Modifv Protective Order	MP	1.0	1	1	1	100%
Protective Order - Violation of Protective Order Conviction	PV	1.0	7	7	7	100%
Remand Support	RS	1.0	18	18	18	100%
Show Cause	SC	2.3	134	354	133	99%
Restricted License - Support	SL	1.2	5	6	6	120%
Civil Support	VS	2.0	118	271	126	107%
Adult Total			516	1,469	535	103.7%
Juvenile						
Abuse or Neglect	AN	3.6	0	7	7	0%
Capias	CA	4.0	2	14	3	150%
Relief of Custody	CR	1.0	1	1	1	100%
Custody Visitation	CV	1.8	272	584	345	127%
Delinquency Felony	DF	4.9	47	163	34	72%
Delinquency Misdemeanor	DM	3.8	38	205	67	176%
Foster Care Review	FC	1.1	8	9	8	100%
Initial Foster Care Review	IF	1.0	3	3	3	100%
Permanency Planning	PH	1.0	6	6	6	100%
Paternity	PT	1.5	6	15	6	100%
Remand Custody	RC	1.0	18	18	18	100%
Remand Visitation	RV	1.0	18	18	18	100%
Show Cause	SC	3.2	8	38	17	213%
Status Offense	ST	1.6	22	38	30	136%
Traffic	T	1.6	28	70	30	107%
Termination of Parental Rights	TP	2.0	0	2	2	0%
Truancy/Runaway (Child in Need of Supervision)	TR	7.6	1	31	13	1,300%
Juvenile Total			478	1,222	608	127.2%
Totals			994	2,691	1,143	115.0%



	Total Filings with %
Custody Visitation (CV)	272 27%
Show Cause (SC)	142 14%
Civil Support (VS)	118 12%
Criminal Misdemeanor (CM)	110 11%
Capias (CA)	74 7%
Others	278 28%
Total	994 100%

Special Case Activities

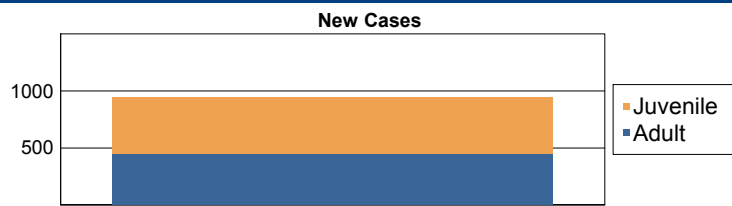
Non-Case	NC	3.8	3
Emergency Protective Order	PE	1.0	93
Emergency Protective Order	PE	1.0	2

Commonwealth of Virginia
Caseload Statistics of the J&DR District Courts

Hampton

July 2016

	Filing Type	Hearings Per Case	Filings	Hearings	Concluded	Clearance Rate
Adult						
Protective Order - Non Familv Abuse	AP	2.0	0	1	1	0%
Bond Forfeiture Show Cause	BF	0.0	1	1	0	0%
Capias	CA	3.3	48	203	50	104%
Criminal Felonv	CF	5.3	18	90	19	106%
Criminal Misdemeanor	CM	3.7	98	359	75	77%
Protective Order – Family Abuse	FP	1.5	34	50	29	85%
Motion - Modify Protective Order	MP	1.0	4	4	4	100%
Protective Order - Violation of Protective Order Conviction	PV	1.0	5	5	5	100%
Restricted Driver's License	RL	1.0	1	1	1	100%
Remand Support	RS	1.0	19	19	19	100%
Show Cause	SC	2.8	110	292	115	105%
Restricted License - Support	SL	1.0	4	4	3	75%
Civil Support	VS	1.9	114	222	107	94%
Adult Total			456	1,251	428	93.9%
Juvenile						
Abuse or Neglect	AN	3.3	3	21	11	367%
Capias	CA	3.0	3	18	1	33%
Relief of Custody	CR	2.0	3	6	3	100%
Custody Visitation	CV	2.0	239	428	221	92%
Delinquency Felonv	DF	4.6	24	152	44	183%
Delinquency Misdemeanor	DM	4.0	56	300	66	118%
Foster Care Review	FC	1.3	3	4	4	133%
Initial Foster Care Review	IF	1.3	8	11	11	138%
Permanency Planning	PH	1.0	5	5	5	100%
Paternity	PT	2.2	7	17	9	129%
Remand Custody	RC	1.0	22	22	22	100%
Remand Visitation	RV	1.0	23	23	23	100%
Show Cause	SC	2.8	19	47	19	100%
Status Offense	ST	1.3	28	36	24	86%
Traffic	T	1.7	31	40	22	71%
Termination of Parental Rihts	TP	0.0	18	18	0	0%
Truancy/Runaway (Child in Need of Supervision)	TR	3.6	0	24	9	0%
Juvenile Total			492	1,172	494	100.4%
Totals			948	2,423	922	97.3%



	Total Filings with %
Custody Visitation (CV)	239 25%
Show Cause (SC)	129 14%
Civil Support (VS)	114 12%
Criminal Misdemeanor (CM)	98 10%
Delinquency Misdemeanor (DM)	56 6%
Others	312 33%
Total	948 100%

Special Case Activities

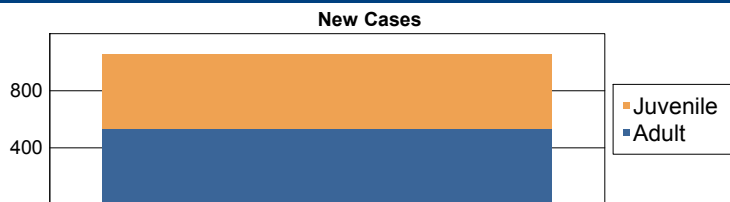
Non-Case	NC	3.3	3
Emergency Protective Order	PE	1.0	107
Non-Case	NC	1.0	2
Emergency Protective Order	PE	1.0	2
Temporary Detention Order	TD	1.0	2

Commonwealth of Virginia
Caseload Statistics of the J&DR District Courts

Hampton

June 2016

	Filing Type	Hearings Per Case	Filings	Hearings	Concluded	Clearance Rate
Adult						
Protective Order - Non Family Abuse	AP	2.0	2	3	1	50%
Capias	CA	2.7	92	274	100	109%
Criminal Felony	CF	4.5	19	108	39	205%
Criminal Misdemeanor	CM	3.5	113	348	74	65%
Protective Order – Family Abuse	FP	1.6	26	45	31	119%
Motion - Modify Protective Order	MP	1.3	4	5	4	100%
Protective Order - Violation of Protective Order Conviction	PV	1.0	4	4	4	100%
Remand Support	RS	1.0	6	6	6	100%
Show Cause	SC	2.6	146	347	122	84%
Restricted License - Support	SL	1.8	3	6	6	200%
Civil Support	VS	1.9	115	229	100	87%
Adult Total			530	1,375	487	91.9%
Juvenile						
Abuse or Neglect	AN	2.1	11	26	9	82%
Protective Order – Non Family Abuse	AP	2.8	2	7	5	250%
Capias	CA	3.3	3	8	3	100%
Custody Visitation	CV	1.8	293	541	309	105%
Delinquency Felony	DF	4.5	50	201	53	106%
Delinquency Misdemeanor	DM	3.7	59	252	76	129%
Foster Care Review	FC	1.0	5	5	4	80%
Initial Foster Care Review	IF	1.0	8	8	5	63%
Permanency Planning	PH	1.3	3	4	4	133%
Paternity	PT	2.8	5	17	11	220%
Remand Custody	RC	1.0	6	6	6	100%
Remand Visitation	RV	1.0	6	6	6	100%
Show Cause	SC	3.1	17	48	17	100%
Status Offense	ST	1.7	10	21	12	120%
Traffic	T	1.9	29	66	26	90%
Truancy/Runaway (Child in Need of Supervision)	TR	3.2	18	70	12	67%
Juvenile Total			525	1,286	558	106.3%
Totals			1,055	2,661	1,045	99.1%



	Total Filings with %
Custody Visitation (CV)	293 28%
Show Cause (SC)	163 15%
Civil Support (VS)	115 11%
Criminal Misdemeanor (CM)	113 11%
Capias (CA)	95 9%
Others	276 26%
Total	1,055 100%

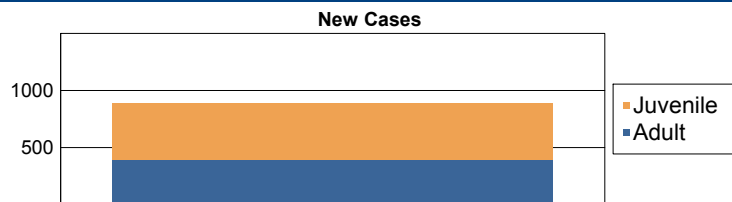
Special Case Activities

Non-Case	NC	1.5	5
Emergency Protective Order	PE	1.0	63
Non-Case	NC	1.0	9
Temporary Detention Order	TD	1.0	8

Commonwealth of Virginia
Caseload Statistics of the J&DR District Courts
 May 2016

Hampton

	Filing Type	Hearings Per Case	Filings	Hearings	Concluded	Clearance Rate
Adult						
Protective Order - Non Family Abuse	AP	0.0	2	4	0	0%
Capias	CA	3.3	57	183	64	112%
Criminal Felony	CF	4.4	23	86	18	78%
Criminal Misdemeanor	CM	3.9	90	352	99	110%
Protective Order – Family Abuse	FP	1.6	32	52	30	94%
Motion - Modify Protective Order	MP	1.0	2	2	2	100%
Protective Order – Stalking/Acts of Violence	PC	1.0	1	1	1	100%
Protective Order - Violation of Protective Order Conviction	PV	1.0	4	4	4	100%
Remand Support	RS	1.0	5	5	5	100%
Show Cause	SC	2.6	97	340	150	155%
Restricted License - Support	SL	1.4	3	5	5	167%
Civil Support	VS	2.1	80	176	90	113%
Adult Total			396	1,210	468	118.2%
Juvenile						
Abuse or Neglect	AN	4.0	15	36	6	40%
Protective Order – Non Family Abuse	AP	0.0	1	4	0	0%
Capias	CA	4.3	3	13	4	133%
Custody Visitation	CV	1.8	262	448	252	96%
Delinquency Felony	DF	5.3	23	149	35	152%
Delinquency Misdemeanor	DM	3.6	65	364	85	131%
Foster Care Review	FC	1.3	3	4	4	133%
Initial Foster Care Review	IF	1.0	7	7	7	100%
Permanency Planning	PH	1.0	2	2	1	50%
Paternity	PT	1.9	6	13	8	133%
Remand Custody	RC	1.0	8	8	8	100%
Remand Visitation	RV	1.0	8	8	8	100%
Show Cause	SC	3.3	21	63	19	90%
Status Offense	ST	2.0	22	34	24	109%
Traffic	T	1.8	31	51	39	126%
Truancy/Runaway (Child in Need of Supervision)	TR	3.8	18	63	14	78%
Juvenile Total			495	1,267	514	103.8%
Totals			891	2,477	982	110.2%



	Total Filings with %
Custody Visitation (CV)	262 29%
Show Cause (SC)	118 13%
Criminal Misdemeanor (CM)	90 10%
Civil Support (VS)	80 9%
Delinquency Misdemeanor (DM)	65 7%
Others	276 31%
Total	891 100%

Special Case Activities

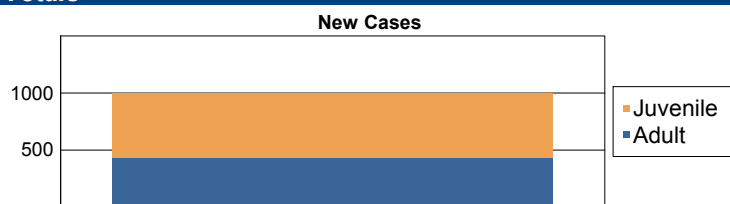
Non-Case	NC	2.0	4
Emergency Protective Order	PE	1.0	57
Emergency Protective Order	PE	1.0	2

**Commonwealth of Virginia
Caseload Statistics of the J&DR District Courts**

Hampton

April 2016

	Filing Type	Hearings Per Case	Filings	Hearings	Concluded	Clearance Rate
Adult						
Protective Order - Non Familv Abuse	AP	2.0	1	2	1	100%
Capias	CA	3.7	45	176	70	156%
Criminal Felony	CF	3.1	13	78	7	54%
Criminal Misdemeanor	CM	3.5	68	264	85	125%
Protective Order – Familv Abuse	FP	1.4	32	46	27	84%
Protective Order - Violation of Protective Order Conviction	PV	1.0	2	2	2	100%
Remand Support	RS	1.0	18	18	18	100%
Show Cause	SC	3.4	121	355	131	108%
Restricted License - Support	SL	1.0	5	5	3	60%
Civil Support	VS	1.8	126	211	106	84%
Adult Total			431	1,157	450	104.4%
Juvenile						
Abuse or Neglect	AN	4.0	1	12	4	400%
Protective Order – Non Familv Abuse	AP	0.0	1	2	0	0%
Capias	CA	0.0	1	5	0	0%
Custody Visitation	CV	1.9	320	532	294	92%
Delinquency Felony	DF	5.1	42	187	38	90%
Delinquency Misdemeanor	DM	3.8	42	317	65	155%
Foster Care Review	FC	1.0	8	8	7	88%
Initial Foster Care Review	IF	1.0	2	2	2	100%
Permanency Planning	PH	1.0	2	2	2	100%
Paternity	PT	1.3	14	20	8	57%
Remand Custody	RC	1.0	32	32	32	100%
Remand Visitation	RV	1.0	30	30	30	100%
Show Cause	SC	5.5	16	35	6	38%
Status Offense	ST	1.7	11	17	11	100%
Traffic	T	1.8	31	50	25	81%
Truancy/Runaway (Child in Need of Supervision)	TR	3.8	14	52	12	86%
Juvenile Total			567	1,303	536	94.5%
Totals			998	2,460	986	98.8%



	Total Filings with %
Custody Visitation (CV)	320 32%
Show Cause (SC)	137 14%
Civil Support (VS)	126 13%
Criminal Misdemeanor (CM)	68 7%
Capias (CA)	46 5%
Others	301 30%
Total	998 100%

Special Case Activities

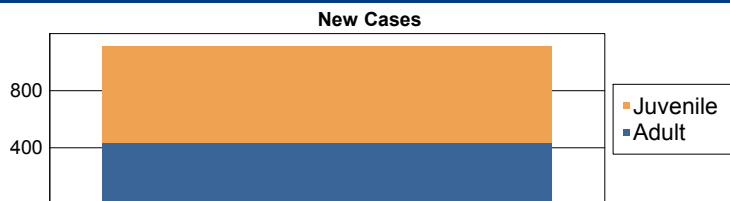
Non-Case	NC	4.0	66
Emergency Protective Order	PE	1.0	66
Non-Case	NC	1.0	7
Temporary Detention Order	TD	1.0	4

Commonwealth of Virginia
Caseload Statistics of the J&DR District Courts

Hampton

March 2016

	Filing Type	Hearings Per Case	Filings	Hearings	Concluded	Clearance Rate
Adult						
Capias	CA	3.5	69	251	93	135%
Criminal Felony	CF	3.9	19	136	43	226%
Criminal Misdemeanor	CM	4.4	81	343	91	112%
Criminal Support	CS	0.0	0	1	0	0%
Protective Order – Family Abuse	FP	2.1	15	37	26	173%
Motion - Modify Protective Order	MP	1.0	3	3	3	100%
Other	OT	2.0	0	1	1	0%
Protective Order – Stalking/Acts of Violence	PC	1.0	1	1	1	100%
Violation - Family Abuse Protective Order	PS	1.0	3	3	3	100%
Protective Order - Violation of Protective Order Conviction	PV	1.0	3	3	3	100%
Remand Support	RS	1.0	15	15	15	100%
Show Cause	SC	2.9	119	369	138	116%
Restricted License - Support	SL	1.2	7	10	6	86%
Civil Support	VS	1.8	97	166	90	93%
Adult Total			432	1,339	513	118.8%
Juvenile						
Abuse or Neglect	AN	3.0	10	27	4	40%
Protective Order – Non Family Abuse	AP	1.0	2	2	1	50%
Capias	CA	3.4	0	7	5	0%
Custody Visitation	CV	1.7	317	564	321	101%
Delinquency Felony	DF	5.2	43	196	38	88%
Delinquency Misdemeanor	DM	4.3	175	409	89	51%
Foster Care Review	FC	1.0	6	6	6	100%
Initial Foster Care Review	IF	1.0	3	3	3	100%
Permanency Planning	PH	1.0	4	4	4	100%
Paternity	PT	2.3	9	22	6	67%
Remand Custody	RC	1.0	20	20	20	100%
Remand Visitation	RV	1.0	20	20	20	100%
Show Cause	SC	3.5	11	43	11	100%
Status Offense	ST	2.7	16	44	23	144%
Traffic	T	1.9	22	32	20	91%
Termination of Parental Rights	TP	1.3	4	6	6	150%
Truancy/Runaway (Child in Need of Supervision)	TR	4.1	16	53	7	44%
Juvenile Total			678	1,458	584	86.1%
Totals			1,110	2,797	1,097	98.8%



	Total Filings with %
Custody Visitation (CV)	317 29%
Delinquency Misdemeanor (DM)	175 16%
Show Cause (SC)	130 12%
Civil Support (VS)	97 9%
Criminal Misdemeanor (CM)	81 7%
Others	310 28%
Total	1,110 100%

Special Case Activities

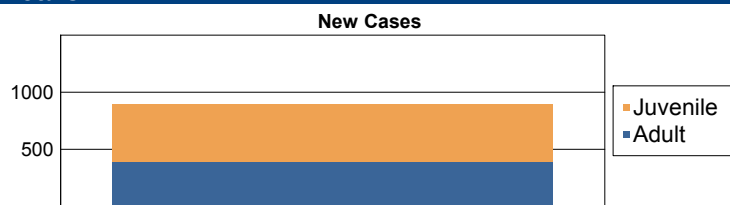
Non-Case	NC	3.3	3
Emergency Protective Order	PE	1.0	76
Non-Case	NC	1.0	22
Emergency Protective Order	PE	1.0	4
Temporary Detention Order	TD	1.0	12

Commonwealth of Virginia
Caseload Statistics of the J&DR District Courts

Hampton

February 2016

	Filing Type	Hearings Per Case	Filings	Hearings	Concluded	Clearance Rate
Adult						
Capias	CA	3.3	51	193	66	129%
Criminal Felony	CF	4.8	26	116	16	62%
Criminal Misdemeanor	CM	4.1	89	313	85	96%
Protective Order – Family Abuse	FP	1.9	32	55	26	81%
Motion - Modifv Protective Order	MP	1.0	4	4	4	100%
Other	OT	0.0	1	1	0	0%
Protective Order – Stalking/Acts of Violence	PC	1.0	1	1	1	100%
Protective Order - Violation of Protective Order Conviction	PV	1.0	3	3	3	100%
Remand Support	RS	1.0	5	5	5	100%
Show Cause	SC	3.1	103	304	81	79%
Restricted License - Support	SL	1.0	3	3	1	33%
Civil Support	VS	2.5	73	193	108	148%
Adult Total			391	1,191	396	101.3%
Juvenile						
Abuse or Neglect	AN	4.0	1	7	2	200%
Protective Order – Non Family Abuse	AP	3.0	1	3	1	100%
Capias	CA	4.0	1	6	3	300%
Custody Visitation	CV	1.6	285	509	284	100%
Delinquency Felony	DF	3.9	26	111	19	73%
Delinquency Misdemeanor	DM	3.4	68	242	58	85%
Foster Care Review	FC	1.0	4	4	4	100%
Initial Foster Care Review	IF	1.0	1	1	1	100%
Permanency Planning	PH	1.0	10	10	10	100%
Paternity	PT	1.8	3	9	5	167%
Remand Custody	RC	1.0	6	6	6	100%
Remand Visitation	RV	1.0	6	6	6	100%
Show Cause	SC	2.2	3	22	6	200%
Status Offense	ST	2.2	28	50	32	114%
Traffic	T	1.7	48	62	40	83%
Termination of Parental Rights	TP	1.0	4	4	2	50%
Truancy/Runaway (Child in Need of Supervision)	TR	3.6	9	33	7	78%
Juvenile Total			504	1,085	486	96.4%
Totals			895	2,276	882	98.5%



	Total Filings with %
Custody Visitation (CV)	285 32%
Show Cause (SC)	106 12%
Criminal Misdemeanor (CM)	89 10%
Civil Support (VS)	73 8%
Delinquency Misdemeanor (DM)	68 8%
Others	274 31%
Total	895 100%

Special Case Activities


Non-Case	NC	2.5	5
Emergency Protective Order	PE	1.0	73
Emergency Protective Order	PE	1.0	2
Temporary Detention Order	TD	1.0	2

**Commonwealth of Virginia
Caseload Statistics of the J&DR District Courts**

Hampton

January 2016

	Filing Type	Hearings Per Case	Filings	Hearings	Concluded	Clearance Rate
Adult						
Bond Forfeiture Show Cause	BF	2.0	0	1	1	0%
Capias	CA	3.7	57	233	70	123%
Criminal Felony	CF	4.1	43	103	22	51%
Criminal Misdemeanor	CM	4.0	69	282	73	106%
Protective Order – Family Abuse	FP	1.6	28	47	31	111%
Motion - Modify Protective Order	MP	1.0	1	1	1	100%
Protective Order - Violation of Protective Order Conviction	PV	1.0	1	1	1	100%
Remand Support	RS	1.0	4	4	4	100%
Show Cause	SC	2.8	104	324	121	116%
Restricted License - Support	SL	1.0	4	4	4	100%
Civil Support	VS	2.0	82	177	106	129%
Adult Total			393	1,177	434	110.4%
Juvenile						
Abuse or Neglect	AN	2.5	4	9	2	50%
Protective Order – Non Family Abuse	AP	2.1	6	13	7	117%
Capias	CA	6.5	3	11	4	133%
Custody Visitation	CV	1.8	287	519	315	110%
Delinquency Felony	DF	3.9	24	137	26	108%
Delinquency Misdemeanor	DM	4.5	52	233	54	104%
Foster Care Review	FC	1.0	3	3	3	100%
Permanency Planning	PH	1.0	7	7	7	100%
Paternity	PT	1.7	8	11	6	75%
Remand Custody	RC	1.0	5	5	5	100%
Remand Visitation	RV	1.0	5	5	5	100%
Show Cause	SC	3.0	8	35	13	163%
Status Offense	ST	3.5	1	19	8	800%
Traffic	T	3.0	2	10	3	150%
Truancy/Runaway (Child in Need of Supervision)	TR	4.1	10	41	9	90%
Juvenile Total			425	1,058	467	109.9%
Totals			818	2,235	901	110.1%



	Total Filings with %
Custody Visitation (CV)	287 35%
Show Cause (SC)	112 14%
Civil Support (VS)	82 10%
Criminal Misdemeanor (CM)	69 8%
Capias (CA)	60 7%
Others	208 25%
Total	818 100%

Special Case Activities

Non-Case	NC	3.0	3
Emergency Protective Order	PE	1.0	65
Temporary Detention Order	TD	1.0	6

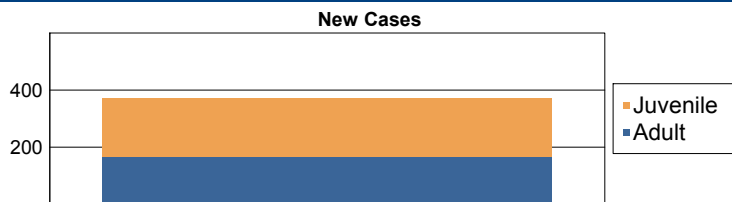
Commonwealth of Virginia
Caseload Statistics of the J&DR District Courts

Hanover

December 2016

	Filing Type	Hearings Per Case	Filings	Hearings	Concluded	Clearance Rate
Adult						
Capias	CA	2.2	14	38	17	121%
Criminal Felony	CF	2.4	22	40	9	41%
Criminal Misdemeanor	CM	2.5	23	81	30	130%
Protective Order – Family Abuse	FP	2.4	14	37	18	129%
Motion - Modifv Protective Order	MP	1.0	7	7	6	86%
Other	OT	3.0	1	2	2	200%
Protective Order - Violation of Protective Order Conviction	PV	1.0	1	1	1	100%
Show Cause	SC	2.6	25	77	35	140%
Restricted License - Support	SL	1.0	1	1	1	100%
Civil Support	VS	1.6	58	100	71	122%
Adult Total			166	384	190	114.5%
Juvenile						
Abuse or Neglect	AN	0.0	1	3	0	0%
Capias	CA	3.0	2	10	3	150%
Child in Need of Services	CS	0.0	1	4	0	0%
Custody Visitation	CV	1.9	137	229	121	88%
Delinquency Felony	DF	2.4	6	31	7	117%
Delinquency Misdemeanor	DM	2.4	24	96	25	104%
Foster Care Review	FC	1.0	1	2	1	100%
Initial Foster Care Review	IF	1.0	3	3	3	100%
Permanency Planning	PH	1.0	1	2	1	100%
Show Cause	SC	2.8	0	11	5	0%
Traffic	T	1.7	24	39	23	96%
Truancy/Runaway (Child in Need of Supervision)	TR	0.0	4	7	0	0%
Juvenile Total			204	437	189	92.6%

Totals			370	821	379	102.4%
---------------	--	--	------------	------------	------------	---------------



	Total Filings with %
Custody Visitation (CV)	137 37%
Civil Support (VS)	58 16%
Show Cause (SC)	25 7%
Delinquency Misdemeanor (DM)	24 6%
Traffic (T)	24 6%
Others	102 28%
Total	370 100%

Special Case Activities

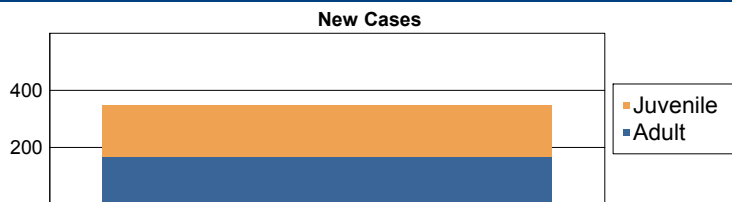
Emergency Protective Order	PE	1.0	20
----------------------------	----	-----	----

Commonwealth of Virginia
Caseload Statistics of the J&DR District Courts

Hanover

November 2016

	Filing Type	Hearings Per Case	Filings	Hearings	Concluded	Clearance Rate
Adult						
Protective Order - Non Familv Abuse	AP	2.0	0	1	1	0%
Capias	CA	2.4	19	49	18	95%
Criminal Felony	CF	2.5	6	22	11	183%
Criminal Misdemeanor	CM	2.4	34	82	26	76%
Protective Order – Familv Abuse	FP	2.1	18	38	18	100%
Motion - Modify Protective Order	MP	1.0	6	6	6	100%
Protective Order - Violation of Protective Order Conviction	PV	1.0	2	2	2	100%
Show Cause	SC	2.5	48	104	33	69%
Civil Support	VS	1.8	34	72	49	144%
Adult Total			167	376	164	98.2%
Juvenile						
Abuse or Neglect	AN	3.0	0	1	1	0%
Protective Order – Non Familv Abuse	AP	2.0	0	1	1	0%
Capias	CA	3.5	1	3	2	200%
Child in Need of Services	CS	1.0	7	9	3	43%
Custody Visitation	CV	2.0	98	217	128	131%
Delinquency Felony	DF	4.8	24	50	10	42%
Delinquency Misdemeanor	DM	2.8	24	77	16	67%
Foster Care Review	FC	1.0	1	1	1	100%
Show Cause	SC	2.0	4	9	1	25%
Status Offense	ST	1.0	1	1	1	100%
Traffic	T	1.9	21	30	15	71%
Truancy/Runaway (Child in Need of Supervision)	TR	0.0	1	4	0	0%
Juvenile Total			182	403	179	98.4%
Totals			349	779	343	98.3%



	Total Filings with %
Custody Visitation (CV)	98 28%
Show Cause (SC)	52 15%
Civil Support (VS)	34 10%
Criminal Misdemeanor (CM)	34 10%
Delinquency Felony (DF)	24 7%
Others	107 31%
Total	349 100%

Special Case Activities

Emergency Protective Order	PE	1.0	36
----------------------------	----	-----	----

Commonwealth of Virginia
Caseload Statistics of the J&DR District Courts

Hanover

October 2016

	Filing Type	Hearings Per Case	Filings	Hearings	Concluded	Clearance Rate
Adult						
Protective Order - Non Family Abuse	AP	1.0	5	5	4	80%
Capias	CA	2.5	18	56	29	161%
Criminal Felony	CF	2.7	14	26	10	71%
Criminal Misdemeanor	CM	2.4	38	80	25	66%
Protective Order – Family Abuse	FP	1.5	21	31	19	90%
Motion - Modify Protective Order	MP	1.0	3	3	3	100%
Other	OT	1.0	1	3	1	100%
Protective Order – Stalking/Acts of Violence	PC	3.0	0	1	1	0%
Show Cause	SC	2.4	52	121	52	100%
Restricted License - Support	SL	1.0	3	3	3	100%
Civil Support	VS	1.9	71	115	58	82%
Adult Total			226	444	205	90.7%
Juvenile						
Abuse or Neglect	AN	0.0	1	2	0	0%
Protective Order – Non Family Abuse	AP	3.0	2	5	3	150%
Capias	CA	5.0	3	5	1	33%
Child in Need of Services	CS	4.7	3	16	3	100%
Custody Visitation	CV	2.0	200	342	175	88%
Delinquency Felony	DF	2.7	5	31	7	140%
Delinquency Misdemeanor	DM	2.2	21	80	26	124%
Foster Care Review	FC	1.0	1	1	1	100%
Initial Foster Care Review	IF	0.0	2	2	0	0%
Permanency Planning	PH	1.0	2	2	2	100%
Show Cause	SC	2.3	6	10	3	50%
Status Offense	ST	1.7	3	6	3	100%
Traffic	T	1.9	12	28	20	167%
Termination of Parental Rights	TP	1.0	3	3	1	33%
Truancy/Runaway (Child in Need of Supervision)	TR	5.3	2	11	3	150%
Juvenile Total			266	544	248	93.2%
Totals			492	988	453	92.1%

New Cases



	Total Filings with %	
Custody Visitation (CV)	200	41%
Civil Support (VS)	71	14%
Show Cause (SC)	58	12%
Criminal Misdemeanor (CM)	38	8%
Capias (CA)	21	4%
Others	104	21%
Total	492	100%

Special Case Activities

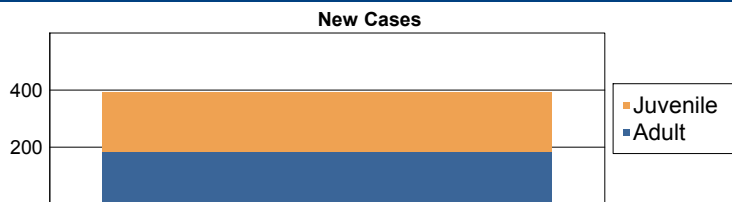
Emergency Protective Order	PE	1.1	29
Emergency Custody Order	EC	1.0	2
Temporary Detention Order	TD	1.0	2

Commonwealth of Virginia
Caseload Statistics of the J&DR District Courts

Hanover

September 2016

	Filing Type	Hearings Per Case	Filings	Hearings	Concluded	Clearance Rate
Adult						
Protective Order - Non Family Abuse	AP	1.5	1	2	2	200%
Capias	CA	2.1	28	73	25	89%
Criminal Felony	CF	2.2	14	42	22	157%
Criminal Misdemeanor	CM	2.5	27	104	45	167%
Protective Order – Family Abuse	FP	2.5	15	40	20	133%
Motion - Modify Protective Order	MP	1.0	3	3	3	100%
Other	OT	2.0	0	1	1	0%
Protective Order – Stalking/Acts of Violence	PC	0.0	0	1	0	0%
Protective Order - Violation of Protective Order Conviction	PV	1.0	6	6	6	100%
Show Cause	SC	2.5	32	98	45	141%
Restricted License - Support	SL	1.0	3	3	3	100%
Civil Support	VS	2.0	55	96	58	105%
Adult Total			184	469	230	125.0%
Juvenile						
Protective Order – Non Family Abuse	AP	0.0	1	2	0	0%
Capias	CA	5.0	1	4	3	300%
Child in Need of Services	CS	2.0	6	8	1	17%
Custody Visitation	CV	2.0	145	279	169	117%
Delinquency Felony	DF	4.6	4	40	18	450%
Delinquency Misdemeanor	DM	3.5	20	59	22	110%
Permanency Planning	PH	1.0	4	4	4	100%
Show Cause	SC	1.8	3	8	4	133%
Traffic	T	1.8	26	37	23	88%
Truancy/Runaway (Child in Need of Supervision)	TR	2.7	1	4	3	300%
Juvenile Total			211	445	247	117.1%
Totals			395	914	477	120.8%



	Total Filings with %
Custody Visitation (CV)	145 37%
Civil Support (VS)	55 14%
Show Cause (SC)	35 9%
Capias (CA)	29 7%
Criminal Misdemeanor (CM)	27 7%
Others	104 26%
Total	395 100%

Special Case Activities

Emergency Protective Order	PE	1.0	27
----------------------------	----	-----	----

Commonwealth of Virginia
Caseload Statistics of the J&DR District Courts
August 2016

Hanover

	Filing Type	Hearings Per Case	Filings	Hearings	Concluded	Clearance Rate
Adult						
Protective Order - Non Family Abuse	AP	3.0	1	3	2	200%
Capias	CA	2.3	16	39	17	106%
Criminal Felony	CF	3.4	7	19	11	157%
Criminal Misdemeanor	CM	2.9	38	68	20	53%
Protective Order – Family Abuse	FP	1.9	21	41	17	81%
Motion - Modify Protective Order	MP	1.9	6	8	7	117%
Other	OT	0.0	1	2	0	0%
Protective Order – Stalking/Acts of Violence	PC	0.0	1	1	0	0%
Protective Order - Violation of Protective Order Conviction	PV	1.0	2	2	2	100%
Show Cause	SC	2.4	61	131	61	100%
Restricted License - Support	SL	1.0	1	1	1	100%
Civil Support	VS	1.7	75	126	78	104%
Adult Total			230	441	216	93.9%
Juvenile						
Abuse or Neglect	AN	3.0	2	6	2	100%
Protective Order – Non Family Abuse	AP	0.0	0	1	0	0%
Capias	CA	0.0	0	6	0	0%
Child in Need of Services	CS	0.0	2	3	0	0%
Custody Visitation	CV	2.0	219	422	224	102%
Delinquency Felony	DF	4.0	5	49	27	540%
Delinquency Misdemeanor	DM	8.5	26	93	33	127%
Emancipation	EP	2.0	0	1	1	0%
Entrustment Agreement	ET	2.0	0	1	1	0%
Foster Care Review	FC	1.0	1	1	1	100%
Juvenile Support	JS	0.0	0	1	0	0%
Permanency Planning	PH	1.0	1	1	1	100%
Paternity	PT	1.0	1	1	1	100%
Show Cause	SC	2.3	8	12	3	38%
Status Offense	ST	0.0	1	2	0	0%
Traffic	T	1.9	26	52	34	131%
Truancy/Runaway (Child in Need of Supervision)	TR	3.0	4	8	1	25%
Juvenile Total			296	660	329	111.1%
Totals			526	1,101	545	103.6%

New Cases



	Total Filings with %
Custody Visitation (CV)	219 42%
Civil Support (VS)	75 14%
Show Cause (SC)	69 13%
Criminal Misdemeanor (CM)	38 7%
Delinquency Misdemeanor (DM)	26 5%
Others	99 19%
Total	526 100%

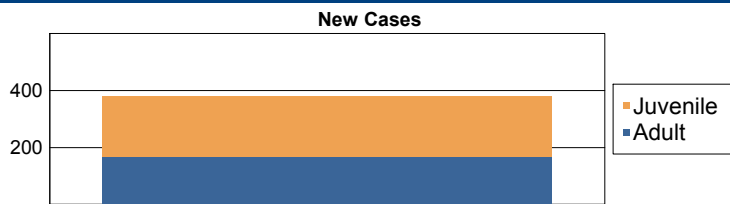
Special Case Activities

Emergency Custody Order	EC	1.0	1
Emergency Protective Order	PE	1.0	34

Commonwealth of Virginia
Caseload Statistics of the J&DR District Courts
July 2016

Hanover

	Filing Type	Hearings Per Case	Filings	Hearings	Concluded	Clearance Rate
Adult						
Protective Order - Non Familv Abuse	AP	2.0	0	1	1	0%
Capias	CA	2.9	16	51	23	144%
Criminal Felonv	CF	3.2	19	42	13	68%
Criminal Misdemeanor	CM	2.6	23	80	32	139%
Protective Order – Familv Abuse	FP	2.0	16	35	18	113%
Motion - Modifv Protective Order	MP	1.5	2	3	2	100%
Other	OT	1.0	2	2	1	50%
Protective Order - Violation of Protective Order Conviction	PV	1.0	1	1	1	100%
Show Cause	SC	3.3	34	108	50	147%
Restricted License - Support	SL	1.0	1	1	1	100%
Civil Support	VS	1.8	55	112	75	136%
Adult Total			169	436	217	128.4%
Juvenile						
Abuse or Neglect	AN	2.0	1	2	1	100%
Capias	CA	0.0	1	1	0	0%
Child in Need of Services	CS	4.0	2	11	2	100%
Custodv Visitation	CV	2.0	149	299	191	128%
Delinquencv Felonv	DF	7.7	3	34	7	233%
Delinquencv Misdemeanor	DM	5.5	19	85	21	111%
Entrustment Agreement	ET	0.0	0	1	0	0%
Foster Care Review	FC	1.2	4	5	5	125%
Initial Foster Care Review	IF	1.0	1	1	1	100%
Permanencv Planning	PH	1.0	3	3	3	100%
Show Cause	SC	1.5	2	5	2	100%
Traffic	T	1.7	23	31	17	74%
Termination of Parental Rihts	TP	1.0	4	4	4	100%
Juvenile Total			212	482	254	119.8%
Totals			381	918	471	123.6%



	Total Filings with %
Custody Visitation (CV)	149 39%
Civil Support (VS)	55 14%
Show Cause (SC)	36 9%
Criminal Misdemeanor (CM)	23 6%
Traffic (T)	23 6%
Others	95 25%
Total	381 100%

Special Case Activities

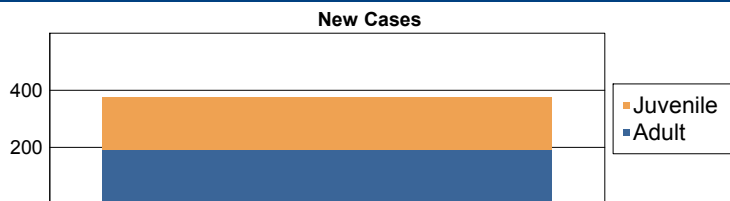
Emeraencv Protective Order	PE	1.0	23
----------------------------	----	-----	----

Commonwealth of Virginia
Caseload Statistics of the J&DR District Courts

Hanover

June 2016

	Filing Type	Hearings Per Case	Filings	Hearings	Concluded	Clearance Rate
Adult						
Protective Order - Non Family Abuse	AP	2.0	2	3	1	50%
Capias	CA	2.5	22	53	22	100%
Criminal Felony	CF	2.8	9	40	17	189%
Criminal Misdemeanor	CM	2.9	34	76	21	62%
Protective Order – Family Abuse	FP	2.0	17	36	10	59%
Motion - Modify Protective Order	MP	1.0	1	2	1	100%
Show Cause	SC	2.8	43	128	58	135%
Restricted License - Support	SL	1.0	1	1	1	100%
Civil Support	VS	1.8	61	104	59	97%
Adult Total			190	443	190	100.0%
Juvenile						
Capias	CA	2.0	1	2	1	100%
Relief of Custody	CR	1.0	1	1	1	100%
Child in Need of Services	CS	0.0	2	3	0	0%
Custody Visitation	CV	2.6	122	325	165	135%
Delinquency Felony	DF	6.0	5	44	3	60%
Delinquency Misdemeanor	DM	3.2	13	94	26	200%
Emancipation	EP	0.0	1	1	0	0%
Foster Care Review	FC	2.0	0	2	2	0%
Initial Foster Care Review	IF	1.0	1	1	1	100%
Juvenile Support	JS	0.0	1	1	0	0%
Permanency Planning	PH	1.0	3	3	3	100%
Child at Risk of Abuse or Neglect	RI	2.0	3	6	3	100%
Show Cause	SC	2.0	6	13	7	117%
Status Offense	ST	1.0	1	2	1	100%
Traffic	T	1.8	18	24	12	67%
Truancy/Runaway (Child in Need of Supervision)	TR	3.0	6	15	1	17%
Juvenile Total			184	537	226	122.8%
Totals			374	980	416	111.2%



	Total Filings with %
Custody Visitation (CV)	122 33%
Civil Support (VS)	61 16%
Show Cause (SC)	49 13%
Criminal Misdemeanor (CM)	34 9%
Capias (CA)	23 6%
Others	85 23%
Total	374 100%

Special Case Activities

Emergency Protective Order	PE	1.0	30
----------------------------	----	-----	----

Commonwealth of Virginia
Caseload Statistics of the J&DR District Courts
 May 2016

Hanover

	Filing Type	Hearings Per Case	Filings	Hearings	Concluded	Clearance Rate
Adult						
Protective Order - Non Familv Abuse	AP	3.0	1	4	1	100%
Capias	CA	3.2	15	46	16	107%
Criminal Felonv	CF	2.8	10	30	9	90%
Criminal Misdemeanor	CM	2.2	47	90	37	79%
Protective Order – Familv Abuse	FP	2.6	12	29	14	117%
Motion - Modifv Protective Order	MP	1.1	7	9	7	100%
Other	OT	1.0	2	2	2	100%
Protective Order - Violation of Protective Order Conviction	PV	1.0	1	1	1	100%
Show Cause	SC	2.4	44	101	44	100%
Civil Support	VS	1.7	69	120	81	117%
Adult Total			208	432	212	101.9%

Juvenile						
Protective Order – Non Familv Abuse	AP	2.5	2	5	2	100%
Capias	CA	0.0	2	7	0	0%
Child in Need of Services	CS	4.0	3	7	2	67%
Custody Visitation	CV	1.9	157	270	150	96%
Delinquencv Felonv	DF	4.7	13	54	13	100%
Delinquencv Misdemeanor	DM	5.2	15	92	29	193%
Protective Order – Familv Abuse	FP	1.0	1	1	1	100%
Permanencv Planning	PH	1.5	1	2	2	200%
Show Cause	SC	2.3	12	17	8	67%
Status Offense	ST	18.0	1	3	2	200%
Traffic	T	1.8	22	39	12	55%
Truancv/Runawav (Child in Need of Supervision)	TR	2.0	5	12	2	40%
Juvenile Total			234	509	223	95.3%

Totals			442	941	435	98.4%
---------------	--	--	------------	------------	------------	--------------

New Cases



	Total Filings with %
Custody Visitation (CV)	157 36%
Civil Support (VS)	69 16%
Show Cause (SC)	56 13%
Criminal Misdemeanor (CM)	47 11%
Traffic (T)	22 5%
Others	91 21%
Total	442 100%

Special Case Activities

Emergencv Protective Order	PE	1.0	20
----------------------------	----	-----	----

**Commonwealth of Virginia
Caseload Statistics of the J&DR District Courts**

Hanover

April 2016

	Filing Type	Hearings Per Case	Filings	Hearings	Concluded	Clearance Rate
Adult						
Protective Order - Non Family Abuse	AP	0.0	1	1	0	0%
Capias	CA	2.7	12	40	17	142%
Criminal Felony	CF	2.8	9	33	5	56%
Criminal Misdemeanor	CM	2.7	20	56	19	95%
Protective Order – Family Abuse	FP	2.5	9	20	10	111%
Motion - Modify Protective Order	MP	1.0	4	5	4	100%
Other	OT	1.0	1	1	1	100%
Protective Order – Stalking/Acts of Violence	PC	0.0	1	2	0	0%
Protective Order - Violation of Protective Order Conviction	PV	1.0	1	1	1	100%
Show Cause	SC	2.4	51	111	39	76%
Civil Support	VS	1.7	71	111	60	85%
Adult Total			180	381	156	86.7%
Juvenile						
Abuse or Neglect	AN	4.0	0	1	1	0%
Protective Order – Non Family Abuse	AP	1.0	3	4	2	67%
Capias	CA	3.0	0	1	1	0%
Child in Need of Services	CS	0.0	3	7	0	0%
Custody Visitation	CV	2.0	169	290	163	96%
Delinquency Felony	DF	4.0	3	23	1	33%
Delinquency Misdemeanor	DM	2.4	17	93	14	82%
Foster Care Review	FC	1.0	2	2	2	100%
Permanency Planning	PH	1.0	5	5	5	100%
Paternity	PT	2.0	0	1	1	0%
Show Cause	SC	1.0	9	13	2	22%
Status Offense	ST	0.0	0	1	0	0%
Traffic	T	1.9	12	21	9	75%
Truancy/Runaway (Child in Need of Supervision)	TR	0.0	8	8	0	0%
Juvenile Total			231	470	201	87.0%
Totals			411	851	357	86.9%



	Total Filings with %
Custody Visitation (CV)	169 41%
Civil Support (VS)	71 17%
Show Cause (SC)	60 15%
Criminal Misdemeanor (CM)	20 5%
Delinquency Misdemeanor (DM)	17 4%
Others	74 18%
Total	411 100%

Special Case Activities

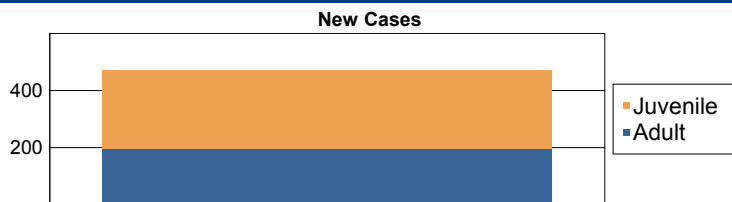
Emergency Protective Order	PE	1.0	23
Temporary Detention Order	TD	1.0	4

**Commonwealth of Virginia
Caseload Statistics of the J&DR District Courts**

Hanover

March 2016

	Filing Type	Hearings Per Case	Filings	Hearings	Concluded	Clearance Rate
Adult						
Protective Order - Non Familv Abuse	AP	0.0	0	1	0	0%
Capias	CA	3.2	17	59	18	106%
Criminal Felony	CF	3.0	18	33	9	50%
Criminal Misdemeanor	CM	2.7	24	83	38	158%
Protective Order – Familv Abuse	FP	1.8	18	37	14	78%
Motion - Modify Protective Order	MP	1.0	1	1	1	100%
Other	OT	1.0	1	1	1	100%
Protective Order - Violation of Protective Order Conviction	PV	1.0	4	4	4	100%
Show Cause	SC	2.7	39	135	47	121%
Civil Support	VS	1.7	73	140	86	118%
Adult Total			195	494	218	111.8%
Juvenile						
Protective Order – Non Familv Abuse	AP	2.0	0	1	1	0%
Capias	CA	0.0	0	2	0	0%
Child in Need of Services	CS	4.5	1	6	4	400%
Custody Visitation	CV	1.7	194	353	186	96%
Delinquency Felony	DF	2.7	8	42	7	88%
Delinquency Misdemeanor	DM	2.2	33	99	18	55%
Foster Care Review	FC	2.5	0	2	2	0%
Initial Foster Care Review	IF	1.0	4	4	4	100%
Permanency Planning	PH	1.0	8	8	8	100%
Remand Visitation	RV	1.0	1	1	1	100%
Show Cause	SC	3.0	2	7	1	50%
Status Offense	ST	1.0	2	4	1	50%
Traffic	T	1.6	17	30	21	124%
Truancy/Runaway (Child in Need of Supervision)	TR	1.0	6	7	1	17%
Juvenile Total			276	566	255	92.4%
Totals			471	1,060	473	100.4%



	Total Filings with %
Custody Visitation (CV)	194 41%
Civil Support (VS)	73 15%
Show Cause (SC)	41 9%
Delinquency Misdemeanor (DM)	33 7%
Criminal Misdemeanor (CM)	24 5%
Others	106 23%
Total	471 100%

Special Case Activities

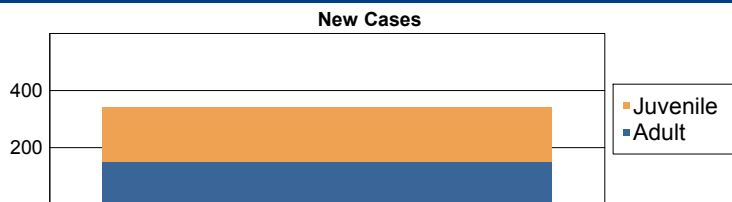
Emergency Protective Order	PE	1.0	33
Temporary Detention Order	TD	1.0	8

**Commonwealth of Virginia
Caseload Statistics of the J&DR District Courts**

Hanover

February 2016

	Filing Type	Hearings Per Case	Filings	Hearings	Concluded	Clearance Rate
Adult						
Protective Order - Non Family Abuse	AP	0.0	1	1	0	0%
Capias	CA	3.6	14	42	12	86%
Criminal Felony	CF	2.9	5	22	9	180%
Criminal Misdemeanor	CM	2.9	30	79	29	97%
Protective Order – Family Abuse	FP	1.8	18	30	13	72%
Motion - Modify Protective Order	MP	3.0	1	3	1	100%
Remand Support	RS	1.0	3	3	3	100%
Show Cause	SC	2.5	28	96	45	161%
Civil Support	VS	1.8	51	107	53	104%
Adult Total			151	383	165	109.3%
Juvenile						
Protective Order – Non Family Abuse	AP	2.0	2	3	1	50%
Capias	CA	0.0	1	1	0	0%
Child in Need of Services	CS	0.0	0	1	0	0%
Custody Visitation	CV	2.1	113	327	174	154%
Delinquency Felony	DF	2.5	6	34	13	217%
Delinquency Misdemeanor	DM	2.5	20	73	20	100%
Foster Care Review	FC	0.0	3	3	0	0%
Permanency Planning	PH	1.0	3	3	2	67%
Paternity	PT	0.0	1	1	0	0%
Remand Custody	RC	1.0	7	7	7	100%
Remand Visitation	RV	1.0	7	7	7	100%
Show Cause	SC	1.0	5	7	4	80%
Status Offense	ST	0.0	1	2	0	0%
Traffic	T	1.4	17	19	16	94%
Truancy/Runaway (Child in Need of Supervision)	TR	2.0	6	7	2	33%
Juvenile Total			192	495	246	128.1%
Totals			343	878	411	119.8%



	Total Filings with %
Custody Visitation (CV)	113 33%
Civil Support (VS)	51 15%
Show Cause (SC)	33 10%
Criminal Misdemeanor (CM)	30 9%
Delinquency Misdemeanor (DM)	20 6%
Others	96 28%
Total	343 100%

Special Case Activities

Emergency Custody Order	EC	1.0	1
Emergency Protective Order	PE	1.0	28


**Commonwealth of Virginia
Caseload Statistics of the J&DR District Courts**

Hanover

January 2016

	Filing Type	Hearings Per Case	Filings	Hearings	Concluded	Clearance Rate
Adult						
Capias	CA	2.6	12	48	11	92%
Criminal Felony	CF	3.0	9	22	6	67%
Criminal Misdemeanor	CM	2.7	22	74	25	114%
Protective Order – Family Abuse	FP	2.6	5	16	8	160%
Motion - Modifv Protective Order	MP	1.0	3	4	3	100%
Other	OT	1.0	4	4	4	100%
Show Cause	SC	2.3	39	110	38	97%
Civil Support	VS	1.7	44	84	38	86%
Adult Total			138	362	133	96.4%
Juvenile						
Child in Need of Services	CS	0.0	0	6	0	0%
Custody Visitation	CV	1.8	94	228	71	76%
Delinquency Felony	DF	3.0	22	89	26	118%
Delinquency Misdemeanor	DM	3.9	22	82	25	114%
Entrustment Agreement	ET	0.0	1	1	0	0%
Foster Care Review	FC	1.0	3	3	3	100%
Permanency Planning	PH	1.5	3	4	4	133%
Show Cause	SC	3.5	2	10	6	300%
Status Offense	ST	3.0	1	2	2	200%
Traffic	T	1.4	19	17	11	58%
Juvenile Total			167	442	148	88.6%
Totals			305	804	281	92.1%

New Cases



	Total Filings with %
Custody Visitation (CV)	94 31%
Civil Support (VS)	44 14%
Show Cause (SC)	41 13%
Criminal Misdemeanor (CM)	22 7%
Delinquency Felony (DF)	22 7%
Others	82 27%
Total	305 100%

Special Case Activities

Emergency Protective Order	PE	1.0	15
Temporary Detention Order	TD	1.0	6

Commonwealth of Virginia
Caseload Statistics of the J&DR District Courts

Henrico

December 2016

	Filing Type	Hearings Per Case	Filings	Hearings	Concluded	Clearance Rate
Adult						
Protective Order - Non Familv Abuse	AP	2.0	2	4	2	100%
Bond Forfeiture Show Cause	BF	2.3	4	6	3	75%
Capias	CA	2.6	58	248	107	184%
Criminal Felonv	CF	3.0	72	210	55	76%
Criminal Misdemeanor	CM	3.1	171	457	128	75%
Protective Order – Familv Abuse	FP	2.3	26	78	34	131%
Motion - Modifv Protective Order	MP	1.9	9	17	9	100%
Other	OT	0.0	4	4	0	0%
Violation - Familv Abuse Protective Order	PS	0.0	1	1	0	0%
Protective Order - Violation of Protective Order Conviction	PV	1.0	3	3	3	100%
Show Cause	SC	2.8	145	395	161	111%
Restricted License - Support	SL	1.3	2	4	3	150%
Civil Support	VS	1.8	153	242	137	90%
Adult Total			650	1,669	642	98.8%
Juvenile						
Abuse or Nealect	AN	3.0	6	22	1	17%
Protective Order – Non Familv Abuse	AP	3.0	2	7	4	200%
Capias	CA	1.0	2	6	1	50%
Child in Need of Services	CS	4.0	5	23	5	100%
Custody Visitation	CV	2.3	377	695	306	81%
Delinquencv Felonv	DF	3.3	57	195	27	47%
Delinquencv Misdemeanor	DM	3.0	101	434	77	76%
Foster Care Review	FC	3.5	2	4	4	200%
Initial Foster Care Review	IF	1.0	1	1	1	100%
Permanencv Plannina	PH	1.1	9	14	9	100%
Paternity	PT	2.0	6	10	5	83%
Remand Custody	RC	1.0	3	3	3	100%
Child at Risk of Abuse or Nealect	RI	2.0	1	13	1	100%
Remand Visitation	RV	1.0	1	1	1	100%
Show Cause	SC	2.2	25	73	20	80%
Status Offense	ST	3.4	3	31	14	467%
Traffic	T	1.9	40	74	45	113%
Termination of Parental Rihts	TP	1.7	7	9	3	43%
Truancv/Runaway (Child in Need of Supervision)	TR	3.2	1	54	16	1,600%
Juvenile Total			649	1,669	543	83.7%
Totals			1,299	3,338	1,185	91.2%

New Cases



	Total Filings with %
Custody Visitation (CV)	377 29%
Criminal Misdemeanor (CM)	171 13%
Show Cause (SC)	170 13%
Civil Support (VS)	153 12%
Delinquency Misdemeanor (DM)	101 8%
Others	327 25%
Total	1,299 100%

Special Case Activities

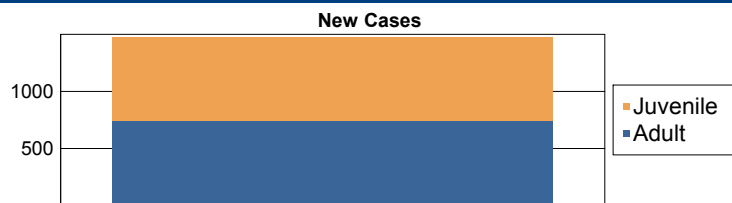
Non-Case	NC	1.0	1
Emergency Protective Order	PE	1.0	78
Non-Case	NC	0.0	0

Commonwealth of Virginia
Caseload Statistics of the J&DR District Courts

Henrico

November 2016

	Filing Type	Hearings Per Case	Filings	Hearings	Concluded	Clearance Rate
Adult						
Protective Order - Non Family Abuse	AP	0.0	0	3	0	0%
Bond Forfeiture Show Cause	BF	0.0	0	1	0	0%
Capias	CA	2.6	117	328	163	139%
Criminal Felony	CF	3.2	77	217	58	75%
Criminal Misdemeanor	CM	3.0	147	504	194	132%
Protective Order – Family Abuse	FP	2.2	48	120	53	110%
Motion - Modify Protective Order	MP	1.4	6	11	7	117%
Other	OT	3.0	2	3	1	50%
Protective Order - Violation of Protective Order Conviction	PV	1.0	2	2	2	100%
Show Cause	SC	3.1	198	561	223	113%
Restricted License - Support	SL	1.2	6	7	6	100%
Civil Support	VS	1.9	139	317	168	121%
Adult Total			742	2,074	875	117.9%
Juvenile						
Abuse or Neglect	AN	2.4	13	29	9	69%
Protective Order – Non Family Abuse	AP	3.0	0	2	1	0%
Capias	CA	2.4	8	27	9	113%
Child in Need of Services	CS	6.0	3	21	1	33%
Custody Visitation	CV	1.9	405	821	376	93%
Delinquency Felony	DF	5.6	61	207	27	44%
Delinquency Misdemeanor	DM	3.9	107	428	91	85%
Emancipation	EP	2.0	0	1	1	0%
Foster Care Review	FC	1.0	2	3	2	100%
Initial Foster Care Review	IF	1.0	6	6	5	83%
Motion - Modify Protective Order	MP	0.0	0	1	0	0%
Protective Order – Stalking/Acts of Violence	PC	2.0	0	2	1	0%
Permanency Planning	PH	1.2	13	15	9	69%
Paternity	PT	2.1	6	16	9	150%
Child at Risk of Abuse or Neglect	RI	0.0	0	4	0	0%
Show Cause	SC	2.7	28	69	19	68%
Status Offense	ST	3.7	10	23	6	60%
Traffic	T	1.6	68	91	56	82%
Termination of Parental Rights	TP	0.0	0	2	0	0%
Truancy/Runaway (Child in Need of Supervision)	TR	3.4	0	115	38	0%
Juvenile Total			730	1,883	660	90.4%
Totals			1,472	3,957	1,535	104.3%



	Total Filings with %
Custody Visitation (CV)	405 28%
Show Cause (SC)	226 15%
Criminal Misdemeanor (CM)	147 10%
Civil Support (VS)	139 9%
Capias (CA)	125 8%
Others	430 29%
Total	1,472 100%

Special Case Activities


Emergency Protective Order	PE	1.0	55
Non-Case	NC	0.0	1

Commonwealth of Virginia
Caseload Statistics of the J&DR District Courts

Henrico

October 2016

	Filing Type	Hearings Per Case	Filings	Hearings	Concluded	Clearance Rate
Adult						
Protective Order - Non Familv Abuse	AP	1.5	3	4	2	67%
Bond Forfeiture Show Cause	BF	3.0	0	2	1	0%
Capias	CA	3.0	81	284	125	154%
Criminal Felonv	CF	2.9	80	244	76	95%
Criminal Misdemeanor	CM	3.0	166	534	201	121%
Protective Order – Family Abuse	FP	2.3	62	126	59	95%
Motion - Modifv Protective Order	MP	1.6	9	17	10	111%
Other	OT	0.0	0	1	0	0%
Protective Order - Violation of Protective Order Conviction	PV	1.0	2	2	2	100%
Remand Support	RS	1.0	1	1	1	100%
Show Cause	SC	2.8	181	491	186	103%
Restricted License - Support	SL	1.0	1	1	1	100%
Civil Support	VS	1.8	184	342	197	107%
Adult Total			770	2,049	861	111.8%
Juvenile						
Abuse or Nealect	AN	5.0	0	13	4	0%
Protective Order – Non Familv Abuse	AP	1.8	8	17	5	63%
Capias	CA	4.2	7	28	17	243%
Relief of Custodv	CR	0.0	0	2	0	0%
Child in Need of Services	CS	5.5	7	25	4	57%
Custodv Visitation	CV	1.9	526	960	467	89%
Delinquencv Felonv	DF	4.6	36	206	49	136%
Delinquencv Misdemeanor	DM	4.8	93	479	135	145%
Foster Care Review	FC	1.0	8	8	5	63%
Initial Foster Care Review	IF	1.0	1	5	1	100%
Motion - Modifv Protective Order	MP	0.0	1	1	0	0%
Protective Order – Stalking/Acts of Violence	PC	4.0	2	3	1	50%
Permanencv Plannina	PH	1.3	3	4	3	100%
Paternitv	PT	2.8	8	14	4	50%
Remand Custodv	RC	1.0	5	5	5	100%
Child at Risk of Abuse or Nealect	RI	0.0	4	8	0	0%
Remand Visitation	RV	1.0	5	5	5	100%
Show Cause	SC	3.1	39	100	32	82%
Status Offense	ST	4.4	8	23	7	88%
Traffic	T	1.9	46	67	37	80%
Termination of Parental Rihts	TP	1.0	6	6	4	67%
Truancv/Runaway (Child in Need of Supervision)	TR	3.7	0	131	61	0%
	VA	1.0	1	1	1	100%
Juvenile Total			814	2,111	847	104.1%
Totals			1,584	4,160	1,708	107.8%



	Total Filings with %
Custody Visitation (CV)	526 33%
Show Cause (SC)	220 14%
Civil Support (VS)	184 12%
Criminal Misdemeanor (CM)	166 10%
Delinquency Misdemeanor (DM)	93 6%
Others	395 25%
Total	1,584 100%

Special Case Activities

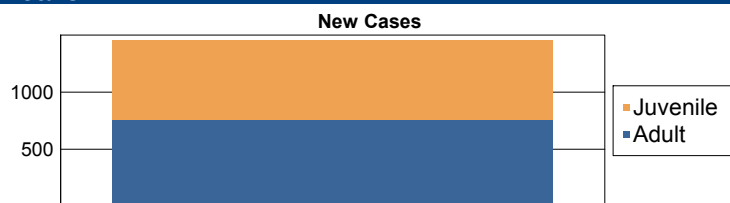
Non-Case	NC	1.0	1
Emergency Protective Order	PE	1.0	142
Non-Case	NC	9.0	0
Temporarv Detention Order	TD	1.0	6

Commonwealth of Virginia
Caseload Statistics of the J&DR District Courts

Henrico

September 2016

	Filing Type	Hearings Per Case	Filings	Hearings	Concluded	Clearance Rate
Adult						
Protective Order - Non Family Abuse	AP	2.0	1	3	1	100%
Capias	CA	2.9	93	303	106	114%
Criminal Felony	CF	3.5	47	140	30	64%
Criminal Misdemeanor	CM	3.0	140	402	107	76%
Protective Order – Family Abuse	FP	2.2	48	111	60	125%
Motion - Modify Protective Order	MP	1.9	14	28	19	136%
Protective Order – Stalking/Acts of Violence	PC	2.0	0	1	1	0%
Violation - Family Abuse Protective Order	PS	5.0	0	1	1	0%
Remand Support	RS	1.0	1	1	1	100%
Show Cause	SC	2.8	201	528	214	106%
Restricted License - Support	SL	1.6	5	7	7	140%
Civil Support	VS	1.5	208	323	189	91%
Adult Total			758	1,848	736	97.1%
Juvenile						
Abuse or Neglect	AN	4.4	3	20	10	333%
Protective Order – Non Family Abuse	AP	3.0	3	5	1	33%
Capias	CA	4.3	2	8	3	150%
Relief of Custody	CR	0.0	0	3	0	0%
Child in Need of Services	CS	4.0	1	16	6	600%
Custody Visitation	CV	2.0	473	856	418	88%
Delinquency Felony	DF	3.6	23	153	31	135%
Delinquency Misdemeanor	DM	3.8	86	384	88	102%
Emancipation	EP	2.0	1	2	1	100%
Entrustment Agreement	ET	3.0	0	1	1	0%
Foster Care Review	FC	1.4	5	6	5	100%
Initial Foster Care Review	IF	1.6	8	9	5	63%
Protective Order – Stalking/Acts of Violence	PC	0.0	0	1	0	0%
Permanency Planning	PH	1.2	18	24	20	111%
Paternity	PT	2.3	5	13	7	140%
Show Cause	SC	4.9	18	55	19	106%
Status Offense	ST	7.3	2	19	7	350%
Traffic	T	2.0	38	95	59	155%
Termination of Parental Rights	TP	2.2	0	6	6	0%
Truancy/Runaway (Child in Need of Supervision)	TR	3.1	6	69	24	400%
	VA	1.0	1	1	1	100%
Juvenile Total			693	1,746	712	102.7%
Totals			1,451	3,594	1,448	99.8%



	Total Filings with %
Custody Visitation (CV)	473 33%
Show Cause (SC)	219 15%
Civil Support (VS)	208 14%
Criminal Misdemeanor (CM)	140 10%
Capias (CA)	95 7%
Others	316 22%
Total	1,451 100%

Special Case Activities


Emergency Protective Order	PE	1.0	106
Emergency Protective Order	PE	1.0	10
Temporary Detention Order	TD	1.0	26

Commonwealth of Virginia
Caseload Statistics of the J&DR District Courts

Henrico

August 2016

	Filing Type	Hearings Per Case	Filings	Hearings	Concluded	Clearance Rate
Adult						
Protective Order - Non Family Abuse	AP	3.0	1	2	1	100%
Bond Forfeiture Show Cause	BF	2.0	0	3	1	0%
Capias	CA	2.8	106	357	131	124%
Criminal Felony	CF	3.1	65	181	64	98%
Criminal Misdemeanor	CM	3.0	193	549	197	102%
Protective Order – Family Abuse	FP	2.1	74	148	61	82%
Motion - Modify Protective Order	MP	1.7	18	27	15	83%
Other	OT	0.0	1	1	0	0%
Protective Order – Stalking/Acts of Violence	PC	0.0	1	1	0	0%
Protective Order - Violation of Protective Order Conviction	PV	1.0	3	3	3	100%
Remand Support	RS	1.0	1	1	1	100%
Show Cause	SC	2.9	227	676	246	108%
Restricted License - Support	SL	1.6	6	7	5	83%
Civil Support	VS	1.9	213	402	225	106%
Adult Total			909	2,358	950	104.5%
Juvenile						
Abuse or Neglect	AN	0.0	8	21	0	0%
Capias	CA	4.2	4	22	13	325%
Relief of Custody	CR	0.0	1	2	0	0%
Child in Need of Services	CS	3.5	5	20	2	40%
Custody Visitation	CV	2.1	419	998	542	129%
Delinquency Felony	DF	6.2	39	217	39	100%
Delinquency Misdemeanor	DM	4.4	127	468	116	91%
Emancipation	EP	0.0	1	1	0	0%
Entrustment Agreement	ET	0.0	0	1	0	0%
Foster Care Review	FC	1.0	7	7	6	86%
Protective Order – Family Abuse	FP	7.0	0	2	1	0%
Initial Foster Care Review	IF	1.0	2	2	2	100%
Motion - Modify Protective Order	MP	2.0	0	1	1	0%
Protective Order – Stalking/Acts of Violence	PC	2.0	1	3	1	100%
Permanency Planning	PH	1.0	7	7	6	86%
Paternity	PT	2.1	7	14	7	100%
Child at Risk of Abuse or Neglect	RI	2.0	1	12	1	100%
Show Cause	SC	2.3	21	81	32	152%
Status Offense	ST	5.8	4	21	6	150%
Traffic	T	1.7	56	85	61	109%
Termination of Parental Rights	TP	3.0	1	3	1	100%
Truancy/Runaway (Child in Need of Supervision)	TR	4.8	35	119	19	54%
	VA	1.0	2	2	2	100%
Juvenile Total			748	2,109	858	114.7%
Totals			1,657	4,467	1,808	109.1%



	Total Filings with %
Custody Visitation (CV)	419 25%
Show Cause (SC)	248 15%
Civil Support (VS)	213 13%
Criminal Misdemeanor (CM)	193 12%
Delinquency Misdemeanor (DM)	127 8%
Others	457 28%
Total	1,657 100%

Special Case Activities

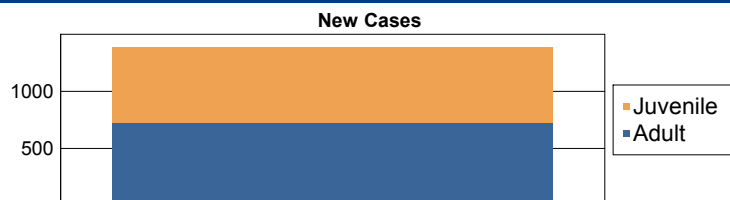
Emergency Protective Order	PE	1.0	86
Non-Case	NC	0.0	0

Commonwealth of Virginia
Caseload Statistics of the J&DR District Courts

Henrico

July 2016

	Filing Type	Hearings Per Case	Filings	Hearings	Concluded	Clearance Rate
Adult						
Protective Order - Non Familv Abuse	AP	2.0	0	1	1	0%
Bond Forfeiture Show Cause	BF	2.0	2	4	2	100%
Capias	CA	2.8	92	284	111	121%
Criminal Felonv	CF	3.4	70	204	60	86%
Criminal Misdemeanor	CM	3.0	152	397	115	76%
Protective Order – Family Abuse	FP	2.2	43	105	49	114%
Motion - Modifv Protective Order	MP	1.8	14	21	12	86%
Protective Order – Stalking/Acts of Violence	PC	1.5	2	3	2	100%
Protective Order - Violation of Protective Order Conviction	PV	1.0	1	1	1	100%
Remand Support	RS	1.0	1	1	1	100%
Show Cause	SC	2.8	148	461	183	124%
Restricted License - Support	SL	1.0	6	8	5	83%
Civil Support	VS	1.6	193	323	204	106%
Adult Total			724	1,813	746	103.0%
Juvenile						
Abuse or Neglect	AN	4.0	1	16	2	200%
Protective Order – Non Familv Abuse	AP	3.0	0	1	1	0%
Capias	CA	2.3	5	19	6	120%
Relief of Custodv	CR	2.0	0	1	1	0%
Child in Need of Services	CS	11.5	3	15	2	67%
Custodv Visitation	CV	2.0	385	779	363	94%
Delinquencv Felonv	DF	5.5	28	197	44	157%
Delinquencv Misdemeanor	DM	4.1	94	391	84	89%
Emancipation	EP	2.0	0	1	1	0%
Foster Care Review	FC	1.1	6	9	7	117%
Protective Order – Family Abuse	FP	0.0	0	4	0	0%
Initial Foster Care Review	IF	1.0	2	2	1	50%
Motion - Modifv Protective Order	MP	0.0	1	1	0	0%
Protective Order – Stalking/Acts of Violence	PC	0.0	1	1	0	0%
Permanencv Plannng	PH	1.4	10	14	11	110%
Violation - Family Abuse Protective Order	PS	1.0	1	1	1	100%
Paternity	PT	2.6	4	12	7	175%
Child at Risk of Abuse or Neglect	RI	0.0	11	11	0	0%
Show Cause	SC	3.6	19	77	34	179%
Status Offense	ST	4.2	1	23	6	600%
Traffic	T	1.7	52	78	55	106%
Termination of Parental Rihts	TP	2.0	6	14	10	167%
Truancv/Runaway (Child in Need of Supervision)	TR	5.8	34	79	18	53%
Juvenile Total			664	1,746	654	98.5%
Totals			1,388	3,559	1,400	100.9%



	Total Filings with %	
Custody Visitation (CV)	385	28%
Civil Support (VS)	193	14%
Show Cause (SC)	167	12%
Criminal Misdemeanor (CM)	152	11%
Capias (CA)	97	7%
Others	394	28%
Total	1,388	100%

Special Case Activities

Emergency Protective Order	PE	1.0	137
Non-Case	NC	0.0	0

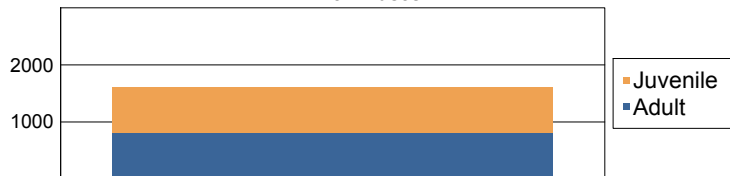
Commonwealth of Virginia
Caseload Statistics of the J&DR District Courts

Henrico

June 2016

	Filing Type	Hearings Per Case	Filings	Hearings	Concluded	Clearance Rate
Adult						
Protective Order - Non Family Abuse	AP	0.0	1	1	0	0%
Bond Forfeiture Show Cause	BF	0.0	2	2	0	0%
Capias	CA	3.3	83	315	123	148%
Criminal Felony	CF	3.0	68	207	76	112%
Criminal Misdemeanor	CM	3.3	148	481	157	106%
Protective Order – Family Abuse	FP	1.9	56	111	56	100%
Motion - Modify Protective Order	MP	1.4	8	11	7	88%
Other	OT	2.0	0	1	1	0%
Protective Order - Violation of Protective Order Conviction	PV	1.0	2	2	2	100%
Show Cause	SC	3.2	186	578	215	116%
Restricted License - Support	SL	1.0	3	3	3	100%
Civil Support	VS	1.9	245	421	247	101%
Adult Total			802	2,133	887	110.6%
Juvenile						
Abuse or Neglect	AN	1.0	1	10	1	100%
Protective Order – Non Family Abuse	AP	3.0	0	1	1	0%
Capias	CA	3.4	9	30	7	78%
Relief of Custody	CR	0.0	1	1	0	0%
Child in Need of Services	CS	4.3	6	24	6	100%
Custody Visitation	CV	1.9	422	937	458	109%
Delinquency Felony	DF	4.7	41	243	55	134%
Delinquency Misdemeanor	DM	4.1	82	437	111	135%
Emancipation	EP	0.0	1	1	0	0%
Entrustment Agreement	ET	0.0	1	1	0	0%
Foster Care Review	FC	1.2	8	9	9	113%
Protective Order – Family Abuse	FP	0.0	1	1	0	0%
Initial Foster Care Review	IF	1.1	8	9	9	113%
Protective Order – Stalking/Acts of Violence	PC	2.0	1	2	1	100%
Permanency Planning	PH	1.1	8	9	9	113%
Paternity	PT	1.5	6	13	6	100%
Child at Risk of Abuse or Neglect	RI	2.0	2	4	2	100%
Show Cause	SC	3.3	42	102	31	74%
Status Offense	ST	5.0	11	33	9	82%
Traffic	T	2.0	49	79	42	86%
Termination of Parental Rights	TP	0.0	1	1	0	0%
Truancy/Runaway (Child in Need of Supervision)	TR	4.1	99	189	35	35%
Juvenile Total			800	2,136	792	99.0%
Totals			1,602	4,269	1,679	104.8%

New Cases



	Total Filings with %
Custody Visitation (CV)	422 26%
Civil Support (VS)	245 15%
Show Cause (SC)	228 14%
Criminal Misdemeanor (CM)	148 9%
Truancy/Runaway (Child in Need of S	99 6%
Others	460 29%
Total	1,602 100%

Special Case Activities

Emergency Protective Order	PE	1.0	127
Non-Case	NC	12.0	0
Emergency Protective Order	PE	1.0	4

Commonwealth of Virginia
Caseload Statistics of the J&DR District Courts
 May 2016

Henrico

	Filing Type	Hearings Per Case	Filings	Hearings	Concluded	Clearance Rate
Adult						
Protective Order - Non Family Abuse	AP	4.0	1	4	2	200%
Bond Forfeiture Show Cause	BF	1.0	2	2	1	50%
Capias	CA	3.2	79	324	126	159%
Criminal Felony	CF	2.8	38	131	41	108%
Criminal Misdemeanor	CM	3.0	171	462	171	100%
Protective Order – Family Abuse	FP	2.3	59	123	48	81%
Motion - Modify Protective Order	MP	1.5	14	24	19	136%
Protective Order - Violation of Protective Order Conviction	PV	1.0	3	3	3	100%
Remand Support	RS	1.0	1	1	1	100%
Show Cause	SC	3.3	156	526	198	127%
Restricted License - Support	SL	1.0	4	4	3	75%
Civil Support	VS	1.9	186	369	207	111%
Adult Total			714	1,973	820	114.8%
Juvenile						
Abuse or Neglect	AN	0.0	8	27	0	0%
Protective Order – Non Family Abuse	AP	2.0	0	2	1	0%
Capias	CA	3.5	1	21	6	600%
Child in Need of Services	CS	5.1	7	24	9	129%
Custody Visitation	CV	1.9	430	926	443	103%
Delinquency Felony	DF	4.5	77	252	48	62%
Delinquency Misdemeanor	DM	3.8	124	450	119	96%
Foster Care Review	FC	1.0	7	8	7	100%
Protective Order – Family Abuse	FP	2.0	1	2	1	100%
Initial Foster Care Review	IF	1.0	3	3	3	100%
Motion - Modify Protective Order	MP	1.0	1	1	1	100%
Permanency Planning	PH	1.3	11	14	10	91%
Paternity	PT	2.0	7	12	6	86%
Child at Risk of Abuse or Neglect	RI	3.5	0	2	2	0%
Show Cause	SC	3.6	47	100	30	64%
Status Offense	ST	3.9	4	26	7	175%
Traffic	T	1.8	64	112	59	92%
Termination of Parental Rights	TP	2.0	7	13	5	71%
Truancy/Runaway (Child in Need of Supervision)	TR	3.3	46	146	22	48%
Juvenile Total			845	2,141	779	92.2%
Totals			1,559	4,114	1,599	102.6%

New Cases



	Total Filings with %
Custody Visitation (CV)	430 28%
Show Cause (SC)	203 13%
Civil Support (VS)	186 12%
Criminal Misdemeanor (CM)	171 11%
Delinquency Misdemeanor (DM)	124 8%
Others	445 29%
Total	1,559 100%

Special Case Activities

Emergency Protective Order	PE	1.0	67
Non-Case	NC	0.0	0
Temporary Detention Order	TD	1.0	6


Commonwealth of Virginia
Caseload Statistics of the J&DR District Courts

Henrico

April 2016

	Filing Type	Hearings Per Case	Filings	Hearings	Concluded	Clearance Rate
Adult						
Protective Order - Non Familv Abuse	AP	2.0	0	2	2	0%
Bond Forfeiture Show Cause	BF	0.0	0	1	0	0%
Capias	CA	3.0	95	322	111	117%
Criminal Felonv	CF	3.2	66	182	40	61%
Criminal Misdemeanor	CM	2.9	187	504	141	75%
Protective Order – Familv Abuse	FP	2.2	44	108	55	125%
Motion - Modifv Protective Order	MP	1.7	14	24	16	114%
Other	OT	1.0	2	2	1	50%
Protective Order - Violation of Protective Order Conviction	PV	1.0	1	1	1	100%
Remand Support	RS	1.0	2	2	2	100%
Show Cause	SC	3.1	183	560	225	123%
Restricted License - Support	SL	1.3	4	5	4	100%
Civil Support	VS	1.7	211	380	224	106%
Adult Total			809	2,093	822	101.6%
Juvenile						
Abuse or Neglect	AN	4.0	1	8	2	200%
Protective Order – Non Familv Abuse	AP	0.0	3	4	0	0%
Capias	CA	1.0	5	17	1	20%
Child in Need of Services	CS	4.8	2	21	6	300%
Custody Visitation	CV	2.0	499	977	459	92%
Delinquencv Felonv	DF	4.3	38	175	23	61%
Delinquencv Misdemeanor	DM	4.0	98	439	100	102%
Foster Care Review	FC	2.3	2	3	3	150%
Protective Order – Familv Abuse	FP	2.0	0	1	1	0%
Initial Foster Care Review	IF	1.0	4	4	4	100%
Permanencv Planninq	PH	1.0	12	12	10	83%
Paternity	PT	2.0	6	9	3	50%
Child at Risk of Abuse or Neglect	RI	4.0	0	1	1	0%
Show Cause	SC	2.4	23	70	19	83%
Status Offense	ST	3.3	7	25	6	86%
Traffic	T	1.7	49	78	48	98%
Termination of Parental Rihts	TP	0.0	4	4	0	0%
Truancv/Runaway (Child in Need of Supervision)	TR	4.1	15	70	14	93%
Juvenile Total			768	1,918	700	91.1%
Totals			1,577	4,011	1,522	96.5%

New Cases



	Total Filings with %	
Custody Visitation (CV)	499	32%
Civil Support (VS)	211	13%
Show Cause (SC)	206	13%
Criminal Misdemeanor (CM)	187	12%
Capias (CA)	100	6%
Others	374	24%
Total	1,577	100%

Special Case Activities

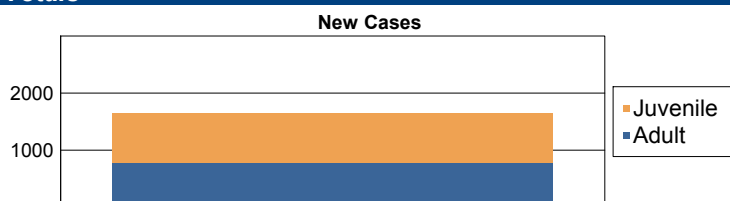
Emeraencv Protective Order	PE	1.0	57
Non-Case	NC	3.7	1
Emeraencv Protective Order	PE	1.0	2
Temporary Detention Order	TD	1.0	12

Commonwealth of Virginia
Caseload Statistics of the J&DR District Courts

Henrico

March 2016

	Filing Type	Hearings Per Case	Filings	Hearings	Concluded	Clearance Rate
Adult						
Protective Order - Non Family Abuse	AP	2.0	3	5	2	67%
Bond Forfeiture Show Cause	BF	0.0	1	1	0	0%
Capias	CA	2.8	91	307	94	103%
Criminal Felony	CF	3.2	53	163	45	85%
Criminal Misdemeanor	CM	3.0	120	434	172	143%
Protective Order – Family Abuse	FP	2.1	52	100	47	90%
Motion - Modifv Protective Order	MP	1.7	15	21	10	67%
Other	OT	2.0	0	1	1	0%
Protective Order – Stalking/Acts of Violence	PC	2.0	1	2	1	100%
Violation - Family Abuse Protective Order	PS	0.0	0	1	0	0%
Protective Order - Violation of Protective Order Conviction	PV	1.0	3	3	3	100%
Remand Support	RS	1.0	3	3	3	100%
Show Cause	SC	2.9	166	609	232	140%
Restricted License - Support	SL	1.0	8	10	7	88%
Civil Support	VS	1.6	254	427	252	99%
Adult Total			770	2,087	869	112.9%
Juvenile						
Abuse or Neglect	AN	8.0	7	23	5	71%
Protective Order – Non Family Abuse	AP	3.5	2	7	4	200%
Capias	CA	2.8	2	13	5	250%
Child in Need of Services	CS	3.7	4	19	3	75%
Custody Visitation	CV	1.9	509	999	559	110%
Delinquency Felony	DF	5.0	41	211	44	107%
Delinquency Misdemeanor	DM	5.1	134	493	131	98%
Foster Care Review	FC	1.3	3	5	4	133%
Protective Order – Family Abuse	FP	1.0	2	2	1	50%
Initial Foster Care Review	IF	1.0	5	7	4	80%
Motion - Modifv Protective Order	MP	3.5	1	3	2	200%
Protective Order – Stalking/Acts of Violence	PC	2.0	0	1	1	0%
Permanency Planning	PH	1.2	21	24	19	90%
Paternity	PT	3.0	7	12	5	71%
Remand Custody	RC	1.0	4	4	4	100%
Child at Risk of Abuse or Neglect	RI	0.0	1	2	0	0%
Remand Visitation	RV	1.0	4	4	4	100%
Show Cause	SC	2.4	20	65	23	115%
Status Offense	ST	2.8	16	33	8	50%
Traffic	T	1.7	46	71	42	91%
Termination of Parental Rights	TP	2.0	4	12	4	100%
Truancy/Runaway (Child in Need of Supervision)	TR	5.4	40	96	15	38%
Juvenile Total			873	2,106	887	101.6%
Totals			1,643	4,193	1,756	106.9%



	Total Filings with %	
Custody Visitation (CV)	509	31%
Civil Support (VS)	254	15%
Show Cause (SC)	186	11%
Delinquency Misdemeanor (DM)	134	8%
Criminal Misdemeanor (CM)	120	7%
Others	440	27%
Total	1,643	100%

Special Case Activities

Emergency Protective Order	PE	1.0	58
Non-Case	NC	0.0	0

**Commonwealth of Virginia
Caseload Statistics of the J&DR District Courts**

Henrico

February 2016

	Filing Type	Hearings Per Case	Filings	Hearings	Concluded	Clearance Rate
Adult						
Protective Order - Non Family Abuse	AP	0.0	1	1	0	0%
Bond Forfeiture Show Cause	BF	2.5	0	2	2	0%
Capias	CA	3.2	94	351	107	114%
Criminal Felony	CF	3.1	61	186	73	120%
Criminal Misdemeanor	CM	3.1	142	522	179	126%
Protective Order – Family Abuse	FP	2.3	48	118	51	106%
Motion - Modify Protective Order	MP	1.5	7	11	6	86%
Other	OT	3.0	1	4	3	300%
Violation - Family Abuse Protective Order	PS	0.0	0	2	0	0%
Protective Order - Violation of Protective Order Conviction	PV	1.0	1	1	1	100%
Remand Support	RS	1.0	1	1	1	100%
Show Cause	SC	2.7	215	672	248	115%
Restricted License - Support	SL	2.0	0	1	1	0%
Civil Support	VS	1.8	237	379	199	84%
Adult Total			808	2,251	871	107.8%
Juvenile						
Abuse or Neglect	AN	3.0	5	18	4	80%
Protective Order – Non Family Abuse	AP	6.0	1	4	1	100%
Capias	CA	2.8	9	15	4	44%
Relief of Custody	CR	1.0	2	2	2	100%
Child in Need of Services	CS	7.4	3	21	5	167%
Custody Visitation	CV	2.1	521	1,064	553	106%
Delinquency Felony	DF	4.8	38	224	33	87%
Delinquency Misdemeanor	DM	3.8	110	545	126	115%
Foster Care Review	FC	1.0	8	8	7	88%
Initial Foster Care Review	IF	1.0	6	6	5	83%
Motion - Modify Protective Order	MP	0.0	0	1	0	0%
Protective Order – Stalking/Acts of Violence	PC	0.0	1	1	0	0%
Permanency Planning	PH	1.3	8	12	12	150%
Paternity	PT	2.0	4	12	4	100%
Remand Custody	RC	1.0	3	3	3	100%
Child at Risk of Abuse or Neglect	RI	3.0	0	2	1	0%
Remand Visitation	RV	1.0	2	2	2	100%
Show Cause	SC	2.3	28	86	30	107%
Status Offense	ST	5.7	10	26	10	100%
Traffic	T	1.8	48	88	58	121%
Termination of Parental Rights	TP	1.0	8	8	8	100%
Truancy/Runaway (Child in Need of Supervision)	TR	4.6	22	88	16	73%
Juvenile Total			837	2,236	884	105.6%
Totals			1,645	4,487	1,755	106.7%

New Cases



	Total Filings with %
Custody Visitation (CV)	521 32%
Show Cause (SC)	243 15%
Civil Support (VS)	237 14%
Criminal Misdemeanor (CM)	142 9%
Delinquency Misdemeanor (DM)	110 7%
Others	392 24%
Total	1,645 100%

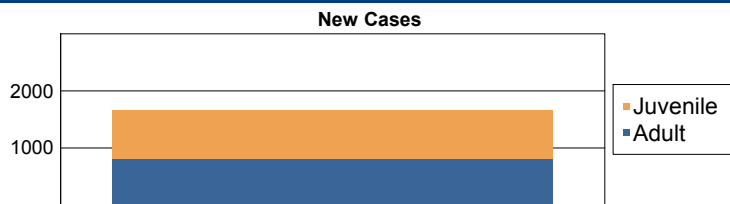
Special Case Activities

Emergency Protective Order	PE	1.0	96
Non-Case	NC	0.0	0
Emergency Protective Order	PE	1.0	2
Temporary Detention Order	TD	1.0	10

Commonwealth of Virginia
Caseload Statistics of the J&DR District Courts
January 2016

Henrico

	Filing Type	Hearings Per Case	Filings	Hearings	Concluded	Clearance Rate
Adult						
Protective Order - Non Family Abuse	AP	4.0	0	2	2	0%
Bond Forfeiture Show Cause	BF	2.0	2	5	2	100%
Capias	CA	2.7	99	293	82	83%
Criminal Felony	CF	3.0	50	149	30	60%
Criminal Misdemeanor	CM	3.0	155	432	79	51%
Protective Order – Family Abuse	FP	2.2	53	118	53	100%
Motion - Modify Protective Order	MP	1.4	7	15	7	100%
Protective Order – Stalking/Acts of Violence	PC	2.0	0	1	1	0%
Violation - Family Abuse Protective Order	PS	0.0	1	1	0	0%
Protective Order - Violation of Protective Order Conviction	PV	1.0	1	1	1	100%
Remand Support	RS	1.0	2	2	2	100%
Show Cause	SC	2.8	190	647	221	116%
Restricted License - Support	SL	1.1	10	11	10	100%
Civil Support	VS	1.7	231	384	213	92%
Adult Total			801	2,061	703	87.8%
Juvenile						
Abuse or Neglect	AN	5.4	0	14	5	0%
Protective Order – Non Family Abuse	AP	1.5	2	6	2	100%
Capias	CA	2.0	2	12	3	150%
Child in Need of Services	CS	3.7	3	29	7	233%
Custody Visitation	CV	1.9	488	962	464	95%
Delinquency Felony	DF	4.2	44	213	26	59%
Delinquency Misdemeanor	DM	4.9	147	522	79	54%
Foster Care Review	FC	1.1	11	13	10	91%
Initial Foster Care Review	IF	1.0	6	6	6	100%
Motion - Modify Protective Order	MP	0.0	0	1	0	0%
Permanency Planning	PH	1.1	8	9	9	113%
Paternity	PT	3.2	2	8	5	250%
Remand Custody	RC	1.0	1	1	1	100%
Child at Risk of Abuse or Neglect	RI	0.0	0	2	0	0%
Remand Visitation	RV	1.0	1	1	1	100%
Show Cause	SC	2.6	31	85	28	90%
Status Offense	ST	3.7	7	23	7	100%
Traffic	T	1.5	66	99	57	86%
Termination of Parental Rights	TP	2.0	0	2	2	0%
Truancy/Runaway (Child in Need of Supervision)	TR	6.0	32	89	13	41%
Juvenile Total			851	2,097	725	85.2%
Totals			1,652	4,158	1,428	86.4%



	Total Filings with %
Custody Visitation (CV)	488 30%
Civil Support (VS)	231 14%
Show Cause (SC)	221 13%
Criminal Misdemeanor (CM)	155 9%
Delinquency Misdemeanor (DM)	147 9%
Others	410 25%
Total	1,652 100%

Special Case Activities

Emergency Protective Order	PE	1.0	92
Non-Case	NC	0.0	0
Temporary Detention Order	TD	1.0	10

Commonwealth of Virginia
Caseload Statistics of the J&DR District Courts

Henry

December 2016

	Filing Type	Hearings Per Case	Filings	Hearings	Concluded	Clearance Rate
Adult						
Cabias	CA	2.4	13	39	16	123%
Criminal Felonv	CF	2.9	8	25	7	88%
Criminal Misdemeanor	CM	2.6	28	68	25	89%
Protective Order – Family Abuse	FP	1.7	20	33	26	130%
Motion - Modifv Protective Order	MP	1.0	2	2	2	100%
Protective Order – Stalking/Acts of Violence	PC	0.0	1	1	0	0%
Remand Support	RS	1.0	2	2	2	100%
Show Cause	SC	3.7	32	116	42	131%
Restricted License - Support	SL	1.0	1	3	1	100%
Civil Support	VS	1.5	51	71	38	75%
Adult Total			158	360	159	100.6%
Juvenile						
Abuse or Nealect	AN	2.3	10	33	13	130%
Relief of Custodv	CR	1.5	3	4	4	133%
Custodv Visitation	CV	1.9	81	164	71	88%
Delinquencv Felonv	DF	4.0	0	10	4	0%
Delinquencv Misdemeanor	DM	2.5	8	32	14	175%
Foster Care Review	FC	1.0	1	4	1	100%
Initial Foster Care Review	IF	1.0	2	3	2	100%
Permanencv Planning	PH	1.0	3	3	3	100%
Paternitv	PT	1.6	6	11	10	167%
Remand Custodv	RC	1.0	2	2	2	100%
Remand Visitation	RV	1.0	2	2	2	100%
Status Offense	ST	2.0	0	1	1	0%
Traffic	T	2.5	3	6	2	67%
Juvenile Total			121	275	129	106.6%
Totals			279	635	288	103.2%



	Total Filings with %
Custody Visitation (CV)	81 29%
Civil Support (VS)	51 18%
Show Cause (SC)	32 11%
Criminal Misdemeanor (CM)	28 10%
Protective Order – Family Abuse (FP)	20 7%
Others	67 24%
Total	279 100%

Special Case Activities

Non-Case	NC	1.0	4
Emeraencv Protective Order	PE	1.0	10
Emeraencv Custodv Order	EC	1.0	2
Non-Case	NC	0.0	2
Temporarv Detention Order	TD	1.0	6

Commonwealth of Virginia
Caseload Statistics of the J&DR District Courts

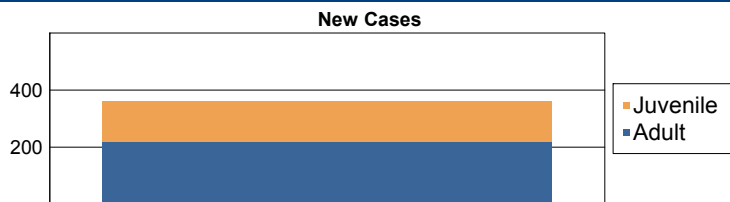
Henry

November 2016

	Filing Type	Hearings Per Case	Filings	Hearings	Concluded	Clearance Rate
Adult						
Capias	CA	2.5	20	52	20	100%
Criminal Felonv	CF	2.6	12	28	14	117%
Criminal Misdemeanor	CM	2.7	42	109	27	64%
Protective Order – Family Abuse	FP	1.6	40	66	44	110%
Motion - Modifv Protective Order	MP	1.0	3	3	3	100%
Protective Order – Stalking/Acts of Violence	PC	1.0	1	1	1	100%
Show Cause	SC	3.4	41	162	63	154%
Restricted License - Support	SL	1.0	3	3	3	100%
Civil Support	VS	1.7	57	107	65	114%
Adult Total			219	531	240	109.6%

Juvenile						
Abuse or Neglect	AN	2.5	7	22	10	143%
Capias	CA	2.0	0	2	2	0%
Custody Visitation	CV	1.9	82	188	109	133%
Delinquency Felonv	DF	3.0	2	15	4	200%
Delinquency Misdemeanor	DM	1.9	20	39	9	45%
Foster Care Review	FC	1.0	1	1	1	100%
Initial Foster Care Review	IF	1.0	10	10	10	100%
Permanency Planning	PH	1.0	2	2	2	100%
Paternity	PT	1.9	7	12	11	157%
Status Offense	ST	1.7	1	4	3	300%
Traffic	T	1.8	8	12	4	50%
Termination of Parental Rights	TP	1.0	2	2	2	100%
Truancy/Runaway (Child in Need of Supervision)	TR	4.0	0	5	4	0%
Juvenile Total			142	314	171	120.4%

Totals			361	845	411	113.9%
---------------	--	--	------------	------------	------------	---------------



	Total Filings with %
Custody Visitation (CV)	82 23%
Civil Support (VS)	57 16%
Criminal Misdemeanor (CM)	42 12%
Show Cause (SC)	41 11%
Protective Order – Family Abuse (FP)	40 11%
Others	99 27%
Total	361 100%

Special Case Activities

Emergency Protective Order	PE	1.0	16
Emergency Custody Order	EC	1.0	4
Non-Case	NC	2.8	3
Temporary Detention Order	TD	1.0	8

Commonwealth of Virginia
Caseload Statistics of the J&DR District Courts

Henry

October 2016

	Filing Type	Hearings Per Case	Filings	Hearings	Concluded	Clearance Rate
Adult						
Capias	CA	2.8	15	50	24	160%
Criminal Felonv	CF	3.8	9	41	9	100%
Criminal Misdemeanor	CM	3.2	30	93	25	83%
Protective Order – Family Abuse	FP	2.4	13	35	16	123%
Motion - Modifv Protective Order	MP	1.0	1	1	1	100%
Remand Support	RS	1.0	1	1	1	100%
Show Cause	SC	3.1	35	165	46	131%
Restricted License - Support	SL	1.0	3	3	3	100%
Civil Support	VS	1.3	95	129	85	89%
Adult Total			202	518	210	104.0%
Juvenile						
Abuse or Neglect	AN	2.8	3	40	17	567%
Capias	CA	0.0	1	1	0	0%
Relief of Custodv	CR	0.0	0	3	0	0%
Custodv Visitation	CV	1.5	174	251	118	68%
Delinquencv Felonv	DF	0.0	6	8	0	0%
Delinquencv Misdemeanor	DM	2.9	12	30	10	83%
Initial Foster Care Review	IF	1.0	9	9	9	100%
Paternity	PT	1.4	4	8	7	175%
Remand Custodv	RC	1.0	1	1	1	100%
Remand Visitation	RV	1.0	1	1	1	100%
Status Offense	ST	2.3	1	3	3	300%
Traffic	T	1.6	11	14	8	73%
Truancv/Runawav (Child in Need of Supervision)	TR	4.3	1	5	4	400%
Juvenile Total			224	374	178	79.5%
Totals			426	892	388	91.1%



	Total Filings with %	
Custody Visitation (CV)	174	41%
Civil Support (VS)	95	22%
Show Cause (SC)	35	8%
Criminal Misdemeanor (CM)	30	7%
Capias (CA)	16	4%
Others	76	18%
Total	426	100%

Special Case Activities

Non-Case	NC	1.0	1
Emeraencv Protective Order	PE	1.0	34
Emeraencv Custodv Order	EC	1.0	2
Non-Case	NC	1.3	10
Temporary Detention Order	TD	1.0	6

Commonwealth of Virginia
Caseload Statistics of the J&DR District Courts
September 2016

Henry

	Filing Type	Hearings Per Case	Filings	Hearings	Concluded	Clearance Rate
Adult						
Capias	CA	3.2	12	40	12	100%
Criminal Felony	CF	6.3	13	33	10	77%
Criminal Misdemeanor	CM	2.7	34	97	27	79%
Protective Order – Family Abuse	FP	1.5	37	60	29	78%
Motion - Modifv Protective Order	MP	1.0	1	1	1	100%
Remand Support	RS	1.0	4	4	4	100%
Show Cause	SC	3.0	70	158	51	73%
Restricted License - Support	SL	1.0	2	3	2	100%
Civil Support	VS	1.7	55	94	50	91%
Adult Total			228	490	186	81.6%
Juvenile						
Abuse or Neglect	AN	3.0	24	42	7	29%
Protective Order – Non Familv Abuse	AP	0.0	0	1	0	0%
Capias	CA	0.0	1	1	0	0%
Relief of Custody	CR	1.0	4	4	4	100%
Custody Visitation	CV	1.3	114	170	66	58%
Delinquency Felony	DF	3.0	4	8	1	25%
Delinquency Misdemeanor	DM	3.4	11	25	13	118%
Foster Care Review	FC	1.0	2	2	2	100%
Permanency Planning	PH	1.0	1	1	1	100%
Paternity	PT	1.0	10	13	8	80%
Remand Custody	RC	1.0	6	6	6	100%
Remand Visitation	RV	1.0	5	5	5	100%
Status Offense	ST	0.0	2	3	0	0%
Traffic	T	1.6	7	13	10	143%
Truancy/Runaway (Child in Need of Supervision)	TR	4.0	3	11	1	33%
Juvenile Total			194	305	124	63.9%
Totals			422	795	310	73.5%



	Total Filings with %
Custody Visitation (CV)	114 27%
Show Cause (SC)	70 17%
Civil Support (VS)	55 13%
Protective Order – Family Abuse (FP)	37 9%
Criminal Misdemeanor (CM)	34 8%
Others	112 27%
Total	422 100%

Special Case Activities

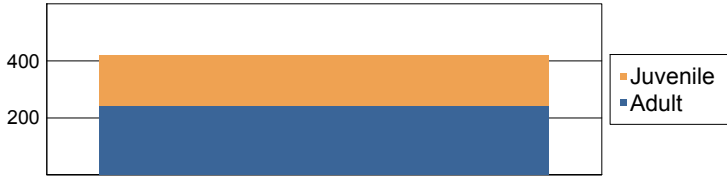
Emergency Protective Order	PE	1.0	30
Emergency Custody Order	EC	1.0	6
Non-Case	NC	1.0	2
Temporary Detention Order	TD	1.0	12

Commonwealth of Virginia
Caseload Statistics of the J&DR District Courts
August 2016

Henry

	Filing Type	Hearings Per Case	Filings	Hearings	Concluded	Clearance Rate
Adult						
Capias	CA	2.7	16	57	26	163%
Criminal Felony	CF	3.0	9	52	12	133%
Criminal Misdemeanor	CM	3.0	34	89	32	94%
Protective Order – Family Abuse	FP	1.8	37	72	39	105%
Motion - Modifv Protective Order	MP	1.0	6	6	6	100%
Protective Order – Stalking/Acts of Violence	PC	1.0	1	1	1	100%
Show Cause	SC	2.6	50	199	75	150%
Restricted License - Support	SL	1.3	2	3	3	150%
Civil Support	VS	1.7	87	139	89	102%
Adult Total			242	618	283	116.9%
Juvenile						
Abuse or Neglect	AN	2.1	14	36	8	57%
Custody Visitation	CV	1.9	127	240	100	79%
Delinquency Felony	DF	7.0	2	6	1	50%
Delinquency Misdemeanor	DM	2.6	8	25	7	88%
Foster Care Review	FC	1.0	6	6	6	100%
Initial Foster Care Review	IF	2.0	1	2	1	100%
Permanency Planning	PH	1.0	3	3	3	100%
Paternity	PT	1.0	10	13	5	50%
Traffic	T	0.0	3	3	0	0%
Termination of Parental Rights	TP	0.0	2	2	0	0%
Juvenile Total			176	336	131	74.4%
Totals			418	954	414	99.0%

New Cases



	Total Filings with %	
Custody Visitation (CV)	127	30%
Civil Support (VS)	87	21%
Show Cause (SC)	50	12%
Protective Order – Family Abuse (FP)	37	9%
Criminal Misdemeanor (CM)	34	8%
Others	83	20%
Total	418	100%

Special Case Activities

Emergency Protective Order	PE	1.0	28
Non-Case	NC	1.0	10
Temporary Detention Order	TD	1.0	4


Commonwealth of Virginia
Caseload Statistics of the J&DR District Courts

Henry

July 2016

	Filing Type	Hearings Per Case	Filings	Hearings	Concluded	Clearance Rate
Adult						
Capias	CA	2.8	14	31	8	57%
Criminal Felonv	CF	2.6	12	43	14	117%
Criminal Misdemeanor	CM	2.6	28	82	25	89%
Protective Order – Family Abuse	FP	1.8	28	50	32	114%
Motion - Modifv Protective Order	MP	1.3	3	4	4	133%
Remand Support	RS	1.0	1	1	1	100%
Show Cause	SC	2.6	69	125	23	33%
Civil Support	VS	1.7	66	108	69	105%
Adult Total			221	444	176	79.6%
Juvenile						
Abuse or Neglect	AN	3.3	8	19	3	38%
Relief of Custody	CR	0.0	2	2	0	0%
Custody Visitation	CV	1.6	145	210	126	87%
Delinquency Felonv	DF	3.0	1	10	2	200%
Delinquency Misdemeanor	DM	2.5	8	44	31	388%
Foster Care Review	FC	1.0	3	3	3	100%
Paternity	PT	1.2	13	17	9	69%
Remand Custody	RC	1.0	1	1	1	100%
Remand Visitation	RV	1.0	1	1	1	100%
Status Offense	ST	2.3	3	5	3	100%
Traffic	T	1.7	4	6	3	75%
Truancy/Runaway (Child in Need of Supervision)	TR	1.0	1	1	1	100%
Juvenile Total			190	319	183	96.3%
Totals			411	763	359	87.3%

New Cases



	Total Filings with %
Custody Visitation (CV)	145 35%
Show Cause (SC)	69 17%
Civil Support (VS)	66 16%
Criminal Misdemeanor (CM)	28 7%
Protective Order – Family Abuse (FP)	28 7%
Others	75 18%
Total	411 100%

Special Case Activities

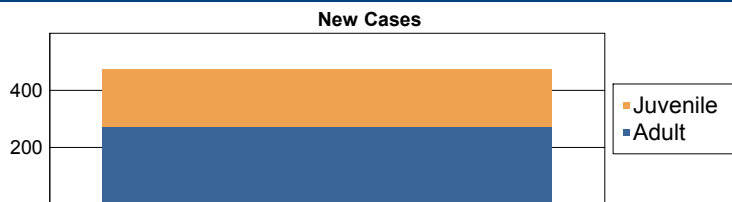
Non-Case	NC	1.0	1
Emergency Protective Order	PE	1.0	14
Non-Case	NC	1.3	3
Temporary Detention Order	TD	1.0	8

Commonwealth of Virginia
Caseload Statistics of the J&DR District Courts

Henry

June 2016

	Filing Type	Hearings Per Case	Filings	Hearings	Concluded	Clearance Rate
Adult						
Capias	CA	2.7	20	40	10	50%
Criminal Felonv	CF	3.2	10	41	5	50%
Criminal Misdemeanor	CM	2.7	64	140	50	78%
Protective Order – Familv Abuse	FP	1.4	51	71	37	73%
Motion - Modifv Protective Order	MP	1.0	4	4	3	75%
Remand Support	RS	1.0	1	1	1	100%
Show Cause	SC	2.9	35	184	61	174%
Restricted License - Support	SL	1.0	3	3	1	33%
Civil Support	VS	1.6	85	134	79	93%
Adult Total			273	618	247	90.5%
Juvenile						
Abuse or Neglect	AN	2.6	13	27	12	92%
Protective Order – Non Familv Abuse	AP	0.0	0	1	0	0%
Custody Visitation	CV	1.8	132	211	154	117%
Delinquency Felonv	DF	5.0	4	11	3	75%
Delinquency Misdemeanor	DM	3.0	21	41	11	52%
Foster Care Review	FC	1.0	3	3	3	100%
Paternity	PT	1.3	11	14	12	109%
Remand Custody	RC	1.0	1	1	1	100%
Remand Visitation	RV	1.0	1	1	1	100%
Status Offense	ST	1.7	5	8	6	120%
Traffic	T	1.1	10	11	9	90%
Truancy/Runaway (Child in Need of Supervision)	TR	3.0	0	1	1	0%
Juvenile Total			201	330	213	106.0%
Totals			474	948	460	97.0%



	Total Filings with %
Custody Visitation (CV)	132 28%
Civil Support (VS)	85 18%
Criminal Misdemeanor (CM)	64 14%
Protective Order – Familv Abuse (FP)	51 11%
Show Cause (SC)	35 7%
Others	107 23%
Total	474 100%

Special Case Activities

Non-Case	NC	1.0	1
Emergency Protective Order	PE	1.0	19
Non-Case	NC	1.0	2
Temporary Detention Order	TD	1.0	2


Commonwealth of Virginia
Caseload Statistics of the J&DR District Courts

Henry

May 2016

	Filing Type	Hearings Per Case	Filings	Hearings	Concluded	Clearance Rate
Adult						
Protective Order - Non Family Abuse	AP	1.0	1	1	1	100%
Capias	CA	3.0	6	21	5	83%
Criminal Felony	CF	2.2	14	34	6	43%
Criminal Misdemeanor	CM	2.1	49	85	23	47%
Protective Order – Family Abuse	FP	1.5	36	56	30	83%
Motion - Modify Protective Order	MP	2.0	0	1	1	0%
Remand Support	RS	1.0	2	2	2	100%
Show Cause	SC	3.1	73	183	66	90%
Restricted License - Support	SL	1.0	2	2	2	100%
Civil Support	VS	1.7	53	94	54	102%
Adult Total			236	479	190	80.5%
Juvenile						
Abuse or Neglect	AN	2.0	10	20	2	20%
Capias	CA	2.0	0	1	1	0%
Relief of Custody	CR	0.0	1	1	0	0%
Custody Visitation	CV	1.5	146	200	108	74%
Delinquency Felony	DF	3.0	1	4	1	100%
Delinquency Misdemeanor	DM	3.5	11	43	22	200%
Initial Foster Care Review	IF	1.0	2	2	2	100%
Permanency Planning	PH	1.0	3	3	3	100%
Paternity	PT	1.9	9	17	12	133%
Remand Custody	RC	1.0	4	4	4	100%
Remand Visitation	RV	1.0	4	4	4	100%
Status Offense	ST	1.5	3	4	4	133%
Traffic	T	2.0	3	8	5	167%
Termination of Parental Rights	TP	2.0	0	4	4	0%
Juvenile Total			197	315	172	87.3%
Totals			433	794	362	83.6%

New Cases



	Total Filings with %
Custody Visitation (CV)	146 34%
Show Cause (SC)	73 17%
Civil Support (VS)	53 12%
Criminal Misdemeanor (CM)	49 11%
Protective Order – Family Abuse (FP)	36 8%
Others	76 18%
Total	433 100%

Special Case Activities


Emergency Protective Order	PE	1.1	11
Non-Case	NC	1.0	14
Temporary Detention Order	TD	1.0	6

Commonwealth of Virginia
Caseload Statistics of the J&DR District Courts

Henry

April 2016

	Filing Type	Hearings Per Case	Filings	Hearings	Concluded	Clearance Rate
Adult						
Capias	CA	2.6	14	32	8	57%
Criminal Felony	CF	2.8	15	31	8	53%
Criminal Misdemeanor	CM	2.9	26	56	14	54%
Protective Order – Family Abuse	FP	1.6	23	38	20	87%
Motion - Modifv Protective Order	MP	1.0	2	2	1	50%
Remand Support	RS	1.0	1	1	1	100%
Show Cause	SC	3.1	58	197	89	153%
Restricted License - Support	SL	1.0	5	5	5	100%
Civil Support	VS	1.5	78	115	72	92%
Adult Total			222	477	218	98.2%
Juvenile						
Abuse or Neglect	AN	3.0	5	18	9	180%
Protective Order – Non Familv Abuse	AP	0.0	0	1	0	0%
Capias	CA	0.0	1	1	0	0%
Custody Visitation	CV	1.8	112	201	136	121%
Delinquency Felony	DF	10.0	2	6	1	50%
Delinquency Misdemeanor	DM	3.4	9	30	9	100%
Emancipation	EP	1.0	1	1	1	100%
Initial Foster Care Review	IF	1.0	2	2	2	100%
Permanency Planning	PH	1.0	1	1	1	100%
Paternity	PT	1.2	8	10	9	113%
Remand Custody	RC	1.0	1	1	1	100%
Remand Visitation	RV	1.0	1	1	1	100%
Status Offense	ST	2.0	1	2	1	100%
Traffic	T	2.1	4	14	11	275%
Truancy/Runaway (Child in Need of Supervision)	TR	2.0	2	6	1	50%
Juvenile Total			150	295	183	122.0%
Totals			372	772	401	107.8%



	Total Filings with %
Custody Visitation (CV)	112 30%
Civil Support (VS)	78 21%
Show Cause (SC)	58 16%
Criminal Misdemeanor (CM)	26 7%
Protective Order – Family Abuse (FP)	23 6%
Others	75 20%
Total	372 100%

Special Case Activities

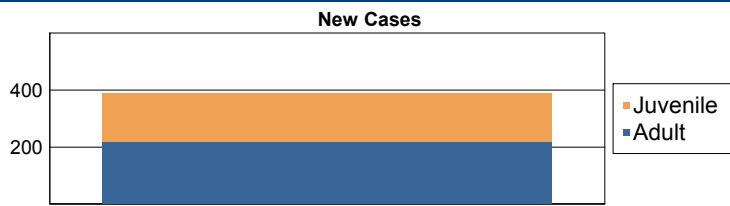
Emergency Protective Order	PE	1.0	31
Emergency Custody Order	EC	1.0	2
Non-Case	NC	1.0	1
Temporary Detention Order	TD	1.0	4

Commonwealth of Virginia
Caseload Statistics of the J&DR District Courts

Henry

March 2016

	Filing Type	Hearings Per Case	Filings	Hearings	Concluded	Clearance Rate
Adult						
Capias	CA	2.7	7	29	15	214%
Criminal Felonv	CF	2.7	20	35	7	35%
Criminal Misdemeanor	CM	3.1	29	94	39	134%
Protective Order – Family Abuse	FP	1.7	26	40	26	100%
Motion - Modifv Protective Order	MP	1.0	1	1	1	100%
Remand Support	RS	1.0	1	1	1	100%
Show Cause	SC	2.8	65	202	64	98%
Restricted License - Support	SL	1.0	3	3	3	100%
Civil Support	VS	1.8	68	114	69	101%
Adult Total			220	519	225	102.3%
Juvenile						
Abuse or Neglect	AN	3.0	9	15	3	33%
Custody Visitation	CV	2.1	109	203	131	120%
Delinquency Felonv	DF	4.0	4	9	3	75%
Delinquency Misdemeanor	DM	3.2	13	33	11	85%
Foster Care Review	FC	1.0	2	2	2	100%
Permanency Planning	PH	1.0	5	5	5	100%
Paternity	PT	1.5	6	16	8	133%
Remand Custody	RC	1.0	1	1	1	100%
Remand Visitation	RV	1.0	1	1	1	100%
Status Offense	ST	1.0	5	6	2	40%
Traffic	T	1.5	6	10	4	67%
Termination of Parental Rights	TP	6.0	8	12	8	100%
Truancy/Runaway (Child in Need of Supervision)	TR	4.0	2	14	5	250%
Juvenile Total			171	327	184	107.6%
Totals			391	846	409	104.6%



	Total Filings with %	
Custody Visitation (CV)	109	28%
Civil Support (VS)	68	17%
Show Cause (SC)	65	17%
Criminal Misdemeanor (CM)	29	7%
Protective Order – Family Abuse (FP)	26	7%
Others	94	24%
Total	391	100%

Special Case Activities

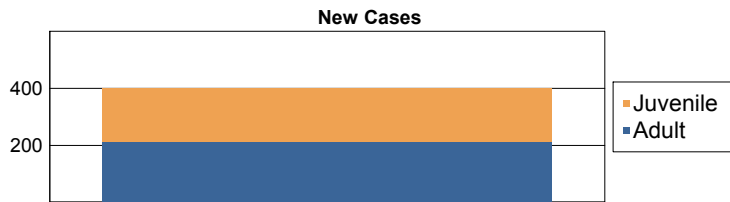
Emergency Protective Order	PE	1.0	17
Non-Case	NC	2.3	1
Temporary Detention Order	TD	1.0	10

Commonwealth of Virginia
Caseload Statistics of the J&DR District Courts

Henry

February 2016

	Filing Type	Hearings Per Case	Filings	Hearings	Concluded	Clearance Rate
Adult						
Capias	CA	3.2	14	40	9	64%
Criminal Felonv	CF	2.6	2	10	7	350%
Criminal Misdemeanor	CM	2.7	22	77	35	159%
Protective Order – Family Abuse	FP	1.7	24	46	26	108%
Motion - Modifv Protective Order	MP	1.0	1	1	1	100%
Show Cause	SC	3.2	60	216	70	117%
Restricted License - Support	SL	1.0	3	3	3	100%
Civil Support	VS	1.6	85	138	81	95%
Adult Total			211	531	232	110.0%
Juvenile						
Abuse or Neglect	AN	3.3	2	21	9	450%
Protective Order – Non Family Abuse	AP	0.0	0	1	0	0%
Custody Visitation	CV	1.3	141	217	146	104%
Delinquency Felonv	DF	4.2	0	13	9	0%
Delinquency Misdemeanor	DM	3.0	10	35	14	140%
Foster Care Review	FC	1.0	7	7	7	100%
Initial Foster Care Review	IF	1.0	2	2	2	100%
Permanency Planning	PH	1.0	3	3	3	100%
Paternity	PT	1.3	12	15	12	100%
Status Offense	ST	3.0	0	5	2	0%
Traffic	T	1.8	3	6	6	200%
Termination of Parental Rights	TP	1.4	3	5	5	167%
Truancy/Runaway (Child in Need of Supervision)	TR	1.0	6	11	1	17%
Juvenile Total			189	341	216	114.3%
Totals			400	872	448	112.0%



	Total Filings with %	
Custody Visitation (CV)	141	35%
Civil Support (VS)	85	21%
Show Cause (SC)	60	15%
Protective Order – Family Abuse (FP)	24	6%
Criminal Misdemeanor (CM)	22	6%
Others	68	17%
Total	400	100%

Special Case Activities

Emergency Protective Order	PE	1.0	15
Non-Case	NC	1.0	2
Temporary Detention Order	TD	1.0	4

**Commonwealth of Virginia
Caseload Statistics of the J&DR District Courts**

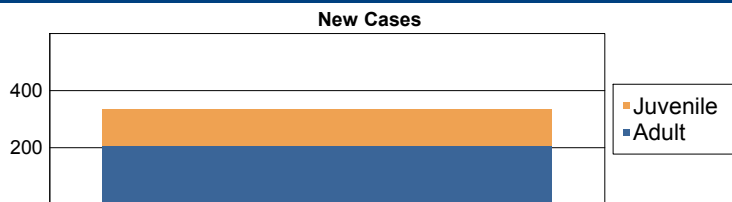
Henry

January 2016

	Filing Type	Hearings Per Case	Filings	Hearings	Concluded	Clearance Rate
Adult						
Capias	CA	3.1	10	34	13	130%
Criminal Felony	CF	2.7	8	17	6	75%
Criminal Misdemeanor	CM	3.0	37	89	25	68%
Protective Order – Family Abuse	FP	1.3	35	48	30	86%
Motion - Modifv Protective Order	MP	1.0	1	1	1	100%
Protective Order – Stalking/Acts of Violence	PC	1.0	1	1	1	100%
Show Cause	SC	3.2	61	184	63	103%
Civil Support	VS	1.7	54	97	63	117%
Adult Total			207	471	202	97.6%

Juvenile						
Abuse or Neglect	AN	2.5	2	5	2	100%
Protective Order – Non Family Abuse	AP	0.0	0	1	0	0%
Capias	CA	2.0	0	1	1	0%
Custody Visitation	CV	1.6	82	166	102	124%
Delinquency Felony	DF	3.3	2	10	3	150%
Delinquency Misdemeanor	DM	2.1	16	47	21	131%
Permanency Planning	PH	1.0	3	3	3	100%
Paternity	PT	1.2	13	19	17	131%
Status Offense	ST	2.8	3	5	4	133%
Traffic	T	2.0	3	12	9	300%
Termination of Parental Rights	TP	1.0	4	4	4	100%
Truancy/Runaway (Child in Need of Supervision)	TR	5.0	0	4	3	0%
Juvenile Total			128	277	169	132.0%

Totals			335	748	371	110.7%
---------------	--	--	------------	------------	------------	---------------



	Total Filings with %
Custody Visitation (CV)	82 24%
Show Cause (SC)	61 18%
Civil Support (VS)	54 16%
Criminal Misdemeanor (CM)	37 11%
Protective Order – Family Abuse (FP)	35 10%
Others	66 20%
Total	335 100%

Special Case Activities

Emergency Protective Order	PE	1.0	16
Non-Case	NC	1.2	4
Temporary Detention Order	TD	1.0	2

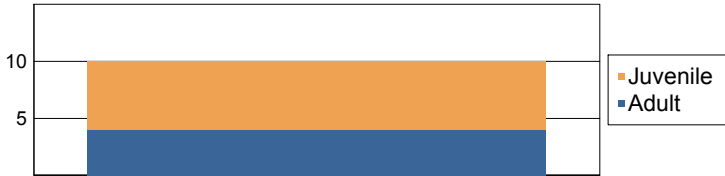
Commonwealth of Virginia
Caseload Statistics of the J&DR District Courts

Highland

December 2016

	Filing Type	Hearings Per Case	Filings	Hearings	Concluded	Clearance Rate
Adult						
Show Cause	SC	0.0	2	2	0	0%
Civil Support	VS	0.0	2	4	0	0%
Adult Total			4	6	0	0.0%
Juvenile						
Abuse or Neglect	AN	0.0	2	4	0	0%
Custody Visitation	CV	5.0	4	14	2	50%
Delinquency Felony	DF	4.0	0	2	1	0%
Delinquency Misdemeanor	DM	3.0	0	1	1	0%
Juvenile Total			6	21	4	66.7%
Totals			10	27	4	40.0%

New Cases



	Total Filings with %	
Custody Visitation (CV)	4	40%
Abuse or Neglect (AN)	2	20%
Civil Support (VS)	2	20%
Show Cause (SC)	2	20%
Delinquency Felony (DF)	0	0%
Others	0	0%
Total	10	100%

Commonwealth of Virginia
Caseload Statistics of the J&DR District Courts

Highland

November 2016

	Filing Type	Hearings Per Case	Filings	Hearings	Concluded	Clearance Rate
Adult						
Civil Support	VS	0.0	1	1	0	0%
Adult Total			1	1	0	0.0%
Juvenile						
Abuse or Neglect	AN	4.0	0	4	2	0%
Custody Visitation	CV	0.0	0	6	0	0%
Delinquency Misdemeanor	DM	3.0	1	3	1	100%
Initial Foster Care Review	IF	1.0	2	2	2	100%
Traffic	T	0.0	1	1	0	0%
Juvenile Total			4	16	5	125.0%
Totals			5	17	5	100.0%

New Cases



	Total Filings with %	
Initial Foster Care Review (IF)	2	40%
Civil Support (VS)	1	20%
Delinquency Misdemeanor (DM)	1	20%
Traffic (T)	1	20%
Abuse or Neglect (AN)	0	0%
Others	0	0%
Total	5	100%

Commonwealth of Virginia
Caseload Statistics of the J&DR District Courts

Highland

October 2016

	Filing Type	Hearings Per Case	Filings	Hearings	Concluded	Clearance Rate
Adult						
Criminal Misdemeanor	CM	3.0	2	6	1	50%
Other	OT	1.0	1	1	1	100%
Civil Support	VS	0.0	1	1	0	0%
Adult Total			4	8	2	50.0%
Juvenile						
Abuse or Nealect	AN	3.0	2	8	2	100%
Custody Visitation	CV	0.0	2	4	0	0%
Delinquency Felony	DF	0.0	0	1	0	0%
Delinquency Misdemeanor	DM	0.0	2	2	0	0%
Juvenile Total			6	15	2	33.3%
Totals			10	23	4	40.0%

New Cases




	Total Filings with %	
Abuse or Neglect (AN)	2	20%
Criminal Misdemeanor (CM)	2	20%
Custody Visitation (CV)	2	20%
Delinquency Misdemeanor (DM)	2	20%
Civil Support (VS)	1	10%
Others	1	10%
Total	10	100%

Commonwealth of Virginia
Caseload Statistics of the J&DR District Courts
September 2016

Highland

	Filing Type	Hearings Per Case	Filings	Hearings	Concluded	Clearance Rate
Adult						
Criminal Misdemeanor	CM	0.0	1	2	0	0%
Protective Order – Familv Abuse	FP	2.0	0	1	1	0%
Show Cause	SC	2.0	0	1	1	0%
Civil Support	VS	0.0	1	1	0	0%
Adult Total			2	5	2	100.0%
Juvenile						
Abuse or Neglect	AN	0.0	2	2	0	0%
Custody Visitation	CV	1.0	13	21	1	8%
Delinquency Felony	DF	0.0	0	1	0	0%
Motion - Modify Protective Order	MP	1.0	2	2	2	100%
Traffic	T	2.0	0	3	3	0%
Juvenile Total			17	29	6	35.3%
Totals			19	34	8	42.1%



	Total Filings with %	
Custody Visitation (CV)	13	68%
Abuse or Neglect (AN)	2	11%
Motion - Modify Protective Order (MP)	2	11%
Civil Support (VS)	1	5%
Criminal Misdemeanor (CM)	1	5%
Others	0	0%
Total	19	100%


Special Case Activities

Emergency Protective Order	PE	1.0	1
----------------------------	----	-----	---

Commonwealth of Virginia
Caseload Statistics of the J&DR District Courts
 August 2016

Highland

	Filing Type	Hearings Per Case	Filings	Hearings	Concluded	Clearance Rate
Adult						
Criminal Misdemeanor	CM	2.0	1	5	2	200%
Protective Order – Familv Abuse	FP	0.0	1	1	0	0%
Show Cause	SC	1.0	1	1	1	100%
Civil Support	VS	1.0	1	1	1	100%
Adult Total			4	8	4	100.0%
Juvenile						
Custody Visitation	CV	1.0	5	7	3	60%
Foster Care Review	FC	1.0	1	1	1	100%
Permanency Planning	PH	1.0	1	1	1	100%
Traffic	T	1.0	7	7	2	29%
Termination of Parental Rights	TP	1.0	2	2	2	100%
Juvenile Total			16	18	9	56.3%
Totals			20	26	13	65.0%



	Total Filings with %
Traffic (T)	7 35%
Custody Visitation (CV)	5 25%
Termination of Parental Rights (TP)	2 10%
Civil Support (VS)	1 5%
Criminal Misdemeanor (CM)	1 5%
Others	4 20%
Total	20 100%

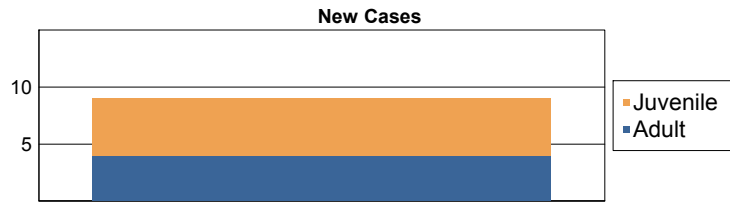
Special Case Activities

Emergency Protective Order	PE	1.0	1
----------------------------	----	-----	---

Commonwealth of Virginia
Caseload Statistics of the J&DR District Courts
July 2016

Highland

	Filing Type	Hearings Per Case	Filings	Hearings	Concluded	Clearance Rate
Adult						
Criminal Misdemeanor	CM	0.0	2	2	0	0%
Show Cause	SC	2.5	1	3	2	200%
Civil Support	VS	1.0	1	1	1	100%
Adult Total			4	6	3	75.0%
Juvenile						
Abuse or Neglect	AN	5.0	0	4	4	0%
Custody Visitation	CV	4.0	4	8	4	100%
Delinquency Felony	DF	0.0	1	1	0	0%
Traffic	T	3.0	0	2	1	0%
Juvenile Total			5	15	9	180.0%
Totals			9	21	12	133.3%



	Total Filings with %	
Custody Visitation (CV)	4	44%
Criminal Misdemeanor (CM)	2	22%
Civil Support (VS)	1	11%
Delinquency Felony (DF)	1	11%
Show Cause (SC)	1	11%
Others	0	0%
Total	9	100%

Special Case Activities

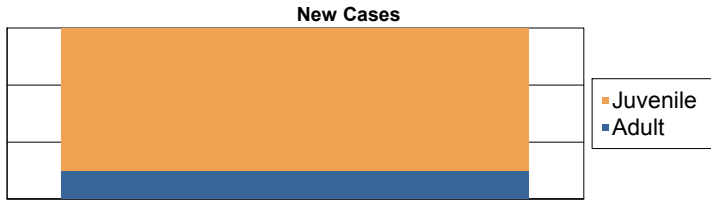
Emergency Protective Order	PE	1.0	1
----------------------------	----	-----	---

Commonwealth of Virginia
Caseload Statistics of the J&DR District Courts

Highland

June 2016

	Filing Type	Hearings Per Case	Filings	Hearings	Concluded	Clearance Rate
Adult						
Violation - Family Abuse Protective Order	PS	2.0	0	2	2	0%
Show Cause	SC	1.0	1	1	1	100%
Adult Total			1	3	3	300.0%
Juvenile						
Abuse or Neglect	AN	0.0	0	4	0	0%
Custody Visitation	CV	1.0	2	2	2	100%
Remand Custody	RC	1.0	1	1	1	100%
Remand Visitation	RV	1.0	1	1	1	100%
Traffic	T	1.0	1	1	1	100%
Juvenile Total			5	9	5	100.0%
Totals			6	12	8	133.3%

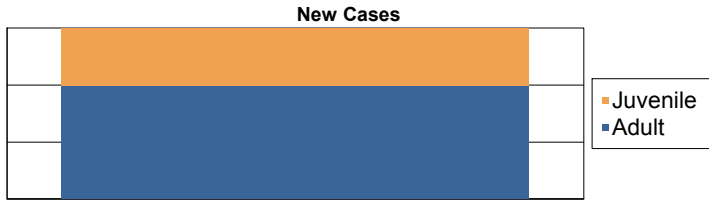


	Total Filings with %	
Custody Visitation (CV)	2	33%
Remand Custody (RC)	1	17%
Remand Visitation (RV)	1	17%
Show Cause (SC)	1	17%
Traffic (T)	1	17%
Others	0	0%
Total	6	100%

Commonwealth of Virginia
Caseload Statistics of the J&DR District Courts
 May 2016

Highland

	Filing Type	Hearings Per Case	Filings	Hearings	Concluded	Clearance Rate
Adult						
Motion - Modifv Protective Order	MP	1.0	1	1	1	100%
Violation - Familv Abuse Protective Order	PS	4.0	2	4	2	100%
Show Cause	SC	1.7	1	3	3	300%
Adult Total			4	8	6	150.0%
Juvenile						
Child in Need of Services	CS	6.0	0	1	1	0%
Custody Visitation	CV	1.5	2	8	4	200%
Delinquency Felony	DF	0.0	0	1	0	0%
Delinquency Misdemeanor	DM	0.0	0	1	0	0%
Juvenile Total			2	11	5	250.0%
Totals			6	19	11	183.3%



	Total Filings with %	
Custody Visitation (CV)	2	33%
Violation - Family Abuse Protective O	2	33%
Motion - Modify Protective Order (MP)	1	17%
Show Cause (SC)	1	17%
Child in Need of Services (CS)	0	0%
Others	0	0%
Total	6	100%

Commonwealth of Virginia
Caseload Statistics of the J&DR District Courts

Highland

April 2016

	Filing Type	Hearings Per Case	Filings	Hearings	Concluded	Clearance Rate
Adult						
Criminal Misdemeanor	CM	4.3	0	6	6	0%
Adult Total			0	6	6	0.0%
Juvenile						
Child in Need of Services	CS	0.0	0	1	0	0%
Custody Visitation	CV	0.0	2	2	0	0%
Delinquency Felony	DF	0.0	1	1	0	0%
Delinquency Misdemeanor	DM	1.0	2	2	1	50%
Remand Custody	RC	1.0	2	2	2	100%
Remand Visitation	RV	1.0	2	2	2	100%
Traffic	T	2.0	0	1	1	0%
Juvenile Total			9	11	6	66.7%
Totals			9	17	12	133.3%

New Cases



	Total Filings with %
Custody Visitation (CV)	2 22%
Delinquency Misdemeanor (DM)	2 22%
Remand Custody (RC)	2 22%
Remand Visitation (RV)	2 22%
Delinquency Felony (DF)	1 11%
Others	0 0%
Total	9 100%

Special Case Activities

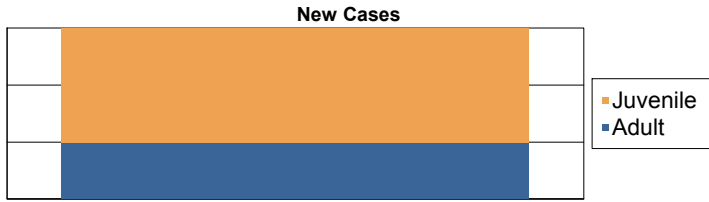
Emergency Protective Order	PE	1.0	1
----------------------------	----	-----	---

Commonwealth of Virginia
Caseload Statistics of the J&DR District Courts

Highland

March 2016

	Filing Type	Hearings Per Case	Filings	Hearings	Concluded	Clearance Rate
Adult						
Criminal Misdemeanor	CM	0.0	0	4	0	0%
Show Cause	SC	0.0	1	1	0	0%
Civil Support	VS	2.0	0	1	1	0%
Adult Total			1	6	1	100.0%
Juvenile						
Child in Need of Services	CS	0.0	0	1	0	0%
Custody Visitation	CV	0.0	0	4	0	0%
Foster Care Review	FC	1.0	1	1	1	100%
Permanency Planning	PH	1.0	1	1	1	100%
Juvenile Total			2	7	2	100.0%
Totals			3	13	3	100.0%




	Total Filings with %	
Foster Care Review (FC)	1	33%
Permanency Planning (PH)	1	33%
Show Cause (SC)	1	33%
Child in Need of Services (CS)	0	0%
Civil Support (VS)	0	0%
Others	0	0%
Total	3	100%

Commonwealth of Virginia
Caseload Statistics of the J&DR District Courts

Highland

February 2016

	Filing Type	Hearings Per Case	Filings	Hearings	Concluded	Clearance Rate
Adult						
Criminal Felony	CF	2.0	0	1	1	0%
Criminal Misdemeanor	CM	2.3	0	4	4	0%
Violation - Family Abuse Protective Order	PS	0.0	0	2	0	0%
Show Cause	SC	0.0	0	1	0	0%
Adult Total			0	8	5	0.0%
Juvenile						
Child in Need of Services	CS	4.0	0	1	1	0%
Juvenile Total			0	1	1	0.0%
Totals			0	9	6	0.0%



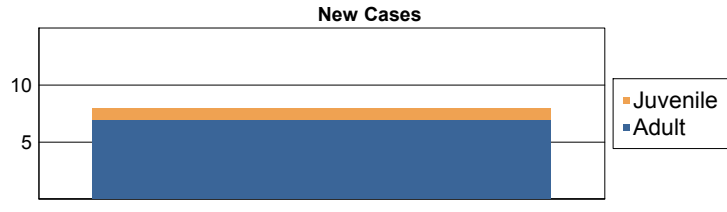
	Total Filings with %	
Child in Need of Services (CS)	0	0%
Criminal Felony (CF)	0	0%
Criminal Misdemeanor (CM)	0	0%
Show Cause (SC)	0	0%
Violation - Family Abuse Protective O	0	0%
Total	0	0%

**Commonwealth of Virginia
Caseload Statistics of the J&DR District Courts**

Highland

January 2016

	Filing Type	Hearings Per Case	Filings	Hearings	Concluded	Clearance Rate
Adult						
Criminal Felony	CF	0.0	1	1	0	0%
Criminal Misdemeanor	CM	2.5	5	9	2	40%
Violation - Family Abuse Protective Order	PS	0.0	0	2	0	0%
Show Cause	SC	1.5	1	2	2	200%
Adult Total			7	14	4	57.1%
Juvenile						
Abuse or Neglect	AN	0.0	0	8	0	0%
Delinquency Misdemeanor	DM	0.0	0	1	0	0%
Traffic	T	0.0	1	1	0	0%
Juvenile Total			1	10	0	0.0%
Totals			8	24	4	50.0%



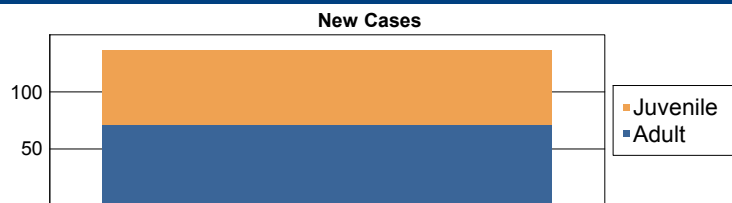
	Total Filings with %	
Criminal Misdemeanor (CM)	5	63%
Criminal Felony (CF)	1	13%
Show Cause (SC)	1	13%
Traffic (T)	1	13%
Abuse or Neglect (AN)	0	0%
Others	0	0%
Total	8	100%

Commonwealth of Virginia
Caseload Statistics of the J&DR District Courts

Hopewell

December 2016

	Filing Type	Hearings Per Case	Filings	Hearings	Concluded	Clearance Rate
Adult						
Capias	CA	3.3	9	54	18	200%
Criminal Felonv	CF	2.9	2	21	7	350%
Criminal Misdemeanor	CM	3.7	14	60	24	171%
Protective Order – Family Abuse	FP	2.8	3	11	5	167%
Motion - Modifv Protective Order	MP	0.0	1	1	0	0%
Remand Support	RS	2.0	0	1	1	0%
Show Cause	SC	3.6	20	99	34	170%
Civil Support	VS	2.7	22	43	17	77%
Adult Total			71	290	106	149.3%
Juvenile						
Abuse or Neglect	AN	0.0	2	5	0	0%
Protective Order – Non Family Abuse	AP	3.0	0	2	2	0%
Child in Need of Services	CS	0.0	0	1	0	0%
Custody Visitation	CV	2.3	30	131	60	200%
Delinquency Felonv	DF	4.3	7	34	10	143%
Delinquency Misdemeanor	DM	3.5	10	105	49	490%
Foster Care Review	FC	1.0	1	1	1	100%
Paternity	PT	0.0	1	1	0	0%
Show Cause	SC	2.0	2	8	4	200%
Status Offense	ST	3.0	6	12	2	33%
Traffic	T	2.6	6	13	5	83%
Juvenile Total			65	313	133	204.6%
Totals			136	603	239	175.7%



	Total Filings with %
Custody Visitation (CV)	30 22%
Civil Support (VS)	22 16%
Show Cause (SC)	22 16%
Criminal Misdemeanor (CM)	14 10%
Delinquency Misdemeanor (DM)	10 7%
Others	38 28%
Total	136 100%

Special Case Activities

Non-Case	NC	0.0	0
Emergency Protective Order	PE	1.0	4

Commonwealth of Virginia
Caseload Statistics of the J&DR District Courts

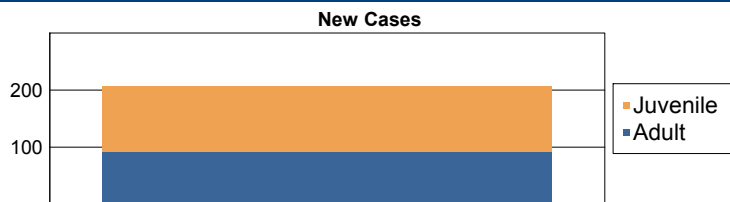
Hopewell

November 2016

	Filing Type	Hearings Per Case	Filings	Hearings	Concluded	Clearance Rate
Adult						
Bond Forfeiture Show Cause	BF	1.0	1	1	1	100%
Capias	CA	2.3	14	46	16	114%
Criminal Felony	CF	2.8	11	23	4	36%
Criminal Misdemeanor	CM	2.7	17	61	18	106%
Protective Order – Familv Abuse	FP	2.7	8	24	10	125%
Protective Order - Violation of Protective Order Conviction	PV	1.0	1	1	1	100%
Remand Support	RS	0.0	2	2	0	0%
Show Cause	SC	3.6	22	95	26	118%
Civil Support	VS	2.9	15	41	20	133%
Adult Total			91	294	96	105.5%

Juvenile						
Abuse or Neglect	AN	5.3	3	15	12	400%
Protective Order – Non Familv Abuse	AP	1.0	2	4	1	50%
Relief of Custody	CR	0.0	3	3	0	0%
Child in Need of Services	CS	0.0	1	1	0	0%
Custody Visitation	CV	2.1	66	171	66	100%
Delinquency Felony	DF	5.3	6	14	3	50%
Delinquency Misdemeanor	DM	3.1	19	44	7	37%
Foster Care Review	FC	1.0	3	3	3	100%
Initial Foster Care Review	IF	1.0	4	4	4	100%
Paternity	PT	3.0	1	8	5	500%
Show Cause	SC	2.7	1	4	3	300%
Status Offense	ST	2.7	3	13	7	233%
Traffic	T	2.3	3	12	6	200%
Juvenile Total			115	296	117	101.7%

Totals			206	590	213	103.4%
---------------	--	--	------------	------------	------------	---------------



	Total Filings with %
Custody Visitation (CV)	66 32%
Show Cause (SC)	23 11%
Delinquency Misdemeanor (DM)	19 9%
Criminal Misdemeanor (CM)	17 8%
Civil Support (VS)	15 7%
Others	66 32%
Total	206 100%

Special Case Activities

Emergency Protective Order	PE	1.1	12
----------------------------	----	-----	----

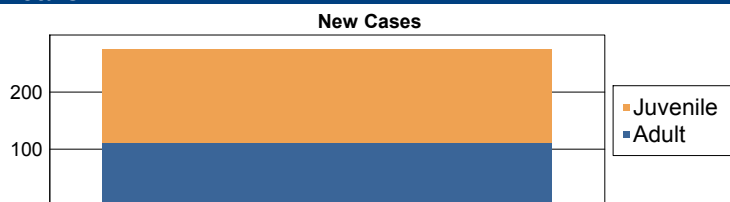
Commonwealth of Virginia
Caseload Statistics of the J&DR District Courts

Hopewell

October 2016

	Filing Type	Hearings Per Case	Filings	Hearings	Concluded	Clearance Rate
Adult						
Protective Order - Non Familv Abuse	AP	3.0	1	3	1	100%
Bond Forfeiture Show Cause	BF	2.5	1	3	2	200%
Capias	CA	2.3	12	65	23	192%
Criminal Felonv	CF	4.3	7	32	15	214%
Criminal Misdemeanor	CM	3.0	19	93	29	153%
Protective Order – Family Abuse	FP	2.5	10	28	12	120%
Motion - Modify Protective Order	MP	1.0	1	1	1	100%
Protective Order – Stalking/Acts of Violence	PC	1.0	2	2	2	100%
Show Cause	SC	3.4	26	138	54	208%
Civil Support	VS	2.4	32	76	39	122%
Adult Total			111	441	178	160.4%
Juvenile						
Abuse or Nealect	AN	0.0	2	14	0	0%
Protective Order - Non Familv Abuse	AP	3.0	2	4	1	50%
Custody Visitation	CV	3.3	76	191	74	97%
Delinquencv Felonv	DF	0.0	6	15	0	0%
Delinquencv Misdemeanor	DM	3.4	54	113	9	17%
Foster Care Review	FC	1.0	1	1	1	100%
Paternity	PT	1.0	8	10	3	38%
Remand Custody	RC	1.0	3	3	3	100%
Remand Visitation	RV	1.0	3	3	3	100%
Show Cause	SC	1.0	3	9	1	33%
Status Offense	ST	2.3	2	21	3	150%
Traffic	T	1.3	4	7	4	100%
Juvenile Total			164	391	102	62.2%

Totals			275	832	280	101.8%
---------------	--	--	------------	------------	------------	---------------



	Total Filings with %
Custody Visitation (CV)	76 28%
Delinquency Misdemeanor (DM)	54 20%
Civil Support (VS)	32 12%
Show Cause (SC)	29 11%
Criminal Misdemeanor (CM)	19 7%
Others	65 24%
Total	275 100%

Special Case Activities

Non-Case	NC	1.0	6
Emeraencv Protective Order	PE	1.0	13

Commonwealth of Virginia
Caseload Statistics of the J&DR District Courts
September 2016

Hopewell

	Filing Type	Hearings Per Case	Filings	Hearings	Concluded	Clearance Rate
Adult						
Capias	CA	2.4	22	62	19	86%
Criminal Felonv	CF	3.2	9	22	10	111%
Criminal Misdemeanor	CM	2.3	26	84	23	88%
Protective Order – Family Abuse	FP	2.4	12	31	11	92%
Motion - Modifv Protective Order	MP	1.0	4	4	4	100%
Other	OT	3.0	1	3	2	200%
Remand Support	RS	1.0	1	1	1	100%
Show Cause	SC	3.0	44	134	44	100%
Restricted License - Support	SL	2.0	0	1	1	0%
Civil Support	VS	2.1	24	66	40	167%
Adult Total			143	408	155	108.4%
Juvenile						
Abuse or Nealect	AN	2.0	4	17	3	75%
Capias	CA	4.0	0	3	2	0%
Custody Visitation	CV	1.9	60	140	53	88%
Delinquency Felonv	DF	5.0	1	10	4	400%
Delinquency Misdemeanor	DM	4.2	9	46	17	189%
Foster Care Review	FC	1.5	1	2	2	200%
Initial Foster Care Review	IF	1.0	3	3	3	100%
Paternity	PT	1.5	1	3	2	200%
Remand Custody	RC	1.0	4	4	4	100%
Remand Visitation	RV	1.0	4	4	4	100%
Show Cause	SC	2.0	4	5	1	25%
Status Offense	ST	0.0	3	9	0	0%
Traffic	T	2.6	9	13	5	56%
Juvenile Total			103	259	100	97.1%
Totals			246	667	255	103.7%



	Total Filings with %
Custody Visitation (CV)	60 24%
Show Cause (SC)	48 20%
Criminal Misdemeanor (CM)	26 11%
Civil Support (VS)	24 10%
Capias (CA)	22 9%
Others	66 27%
Total	246 100%

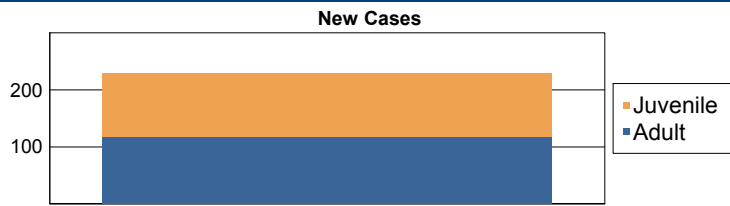
Special Case Activities

Non-Case	NC	1.0	8
Emeraency Protective Order	PE	1.0	19

Commonwealth of Virginia
Caseload Statistics of the J&DR District Courts
August 2016

Hopewell

	Filing Type	Hearings Per Case	Filings	Hearings	Concluded	Clearance Rate
Adult						
Capias	CA	2.9	18	43	20	111%
Criminal Felony	CF	7.5	4	21	4	100%
Criminal Misdemeanor	CM	2.5	18	55	12	67%
Protective Order – Family Abuse	FP	2.1	12	22	7	58%
Motion - Modifv Protective Order	MP	1.0	1	1	1	100%
Show Cause	SC	3.3	29	108	43	148%
Civil Support	VS	2.7	36	84	35	97%
Adult Total			118	334	122	103.4%
Juvenile						
Abuse or Neglect	AN	3.3	0	6	3	0%
Capias	CA	0.0	0	1	0	0%
Custody Visitation	CV	2.5	73	168	75	103%
Delinquency Felony	DF	4.3	6	24	8	133%
Delinquency Misdemeanor	DM	4.0	13	61	19	146%
Foster Care Review	FC	1.0	6	6	5	83%
Initial Foster Care Review	IF	1.0	2	2	2	100%
Paternity	PT	2.0	1	5	2	200%
Show Cause	SC	2.0	1	3	1	100%
Status Offense	ST	4.3	6	15	4	67%
Traffic	T	1.5	3	3	2	67%
Termination of Parental Rights	TP	2.0	0	2	2	0%
Juvenile Total			111	296	123	110.8%
Totals			229	630	245	107.0%



	Total Filings with %
Custody Visitation (CV)	73 32%
Civil Support (VS)	36 16%
Show Cause (SC)	30 13%
Capias (CA)	18 8%
Criminal Misdemeanor (CM)	18 8%
Others	54 24%
Total	229 100%

Special Case Activities

Non-Case	NC	1.0	4
Emergency Protective Order	PE	1.0	23

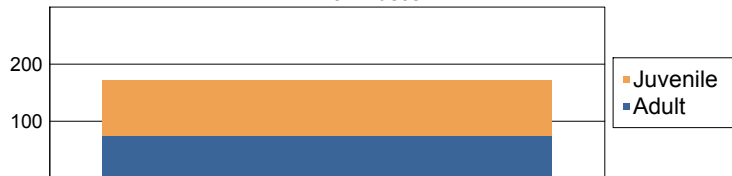
Commonwealth of Virginia
Caseload Statistics of the J&DR District Courts

Hopewell

July 2016

	Filing Type	Hearings Per Case	Filings	Hearings	Concluded	Clearance Rate
Adult						
Bond Forfeiture Show Cause	BF	1.0	1	1	1	100%
Capias	CA	2.5	8	22	4	50%
Criminal Felonv	CF	4.0	3	15	6	200%
Criminal Misdemeanor	CM	2.9	26	66	17	65%
Protective Order – Familv Abuse	FP	2.3	3	22	10	333%
Other	OT	0.0	0	1	0	0%
Show Cause	SC	2.5	24	88	22	92%
Civil Support	VS	1.5	9	26	10	111%
Adult Total			74	241	70	94.6%
Juvenile						
Abuse or Neglect	AN	0.0	3	9	0	0%
Capias	CA	1.0	2	2	1	50%
Custody Visitation	CV	1.6	45	105	30	67%
Delinquency Felonv	DF	7.5	4	29	4	100%
Delinquency Misdemeanor	DM	2.8	17	61	24	141%
Foster Care Review	FC	1.0	5	5	5	100%
Paternity	PT	5.0	2	4	2	100%
Show Cause	SC	1.0	1	1	1	100%
Status Offense	ST	2.1	14	21	9	64%
Traffic	T	1.2	5	7	5	100%
Juvenile Total			98	244	81	82.7%
Totals			172	485	151	87.8%

New Cases



	Total Filings with %	
Custody Visitation (CV)	45	26%
Criminal Misdemeanor (CM)	26	15%
Show Cause (SC)	25	15%
Delinquency Misdemeanor (DM)	17	10%
Status Offense (ST)	14	8%
Others	45	26%
Total	172	100%

Special Case Activities

Non-Case	NC	1.0	2
Emergency Protective Order	PE	1.0	10

**Commonwealth of Virginia
Caseload Statistics of the J&DR District Courts**

Hopewell

June 2016

	Filing Type	Hearings Per Case	Filings	Hearings	Concluded	Clearance Rate
Adult						
Capias	CA	2.9	15	44	17	113%
Criminal Felonv	CF	3.2	9	38	6	67%
Criminal Misdemeanor	CM	2.6	46	103	30	65%
Protective Order – Family Abuse	FP	2.1	21	33	12	57%
Motion - Modifv Protective Order	MP	1.0	1	1	1	100%
Show Cause	SC	3.6	34	120	41	121%
Civil Support	VS	2.3	24	63	21	88%
Adult Total			150	402	128	85.3%
Juvenile						
Abuse or Neadlect	AN	4.0	2	7	1	50%
Custody Visitation	CV	1.8	65	154	59	91%
Delinquency Felonv	DF	3.5	5	31	13	260%
Delinquency Misdemeanor	DM	3.3	28	75	32	114%
Foster Care Review	FC	1.0	3	3	3	100%
Initial Foster Care Review	IF	1.0	1	1	1	100%
Paternity	PT	2.0	4	7	2	50%
Show Cause	SC	0.0	1	3	0	0%
Status Offense	ST	1.6	11	15	7	64%
Traffic	T	1.0	3	4	1	33%
Termination of Parental Rihts	TP	2.0	2	4	2	100%
Juvenile Total			125	304	121	96.8%
Totals			275	706	249	90.5%



	Total Filings with %
Custody Visitation (CV)	65 24%
Criminal Misdemeanor (CM)	46 17%
Show Cause (SC)	35 13%
Delinquency Misdemeanor (DM)	28 10%
Civil Support (VS)	24 9%
Others	77 28%
Total	275 100%

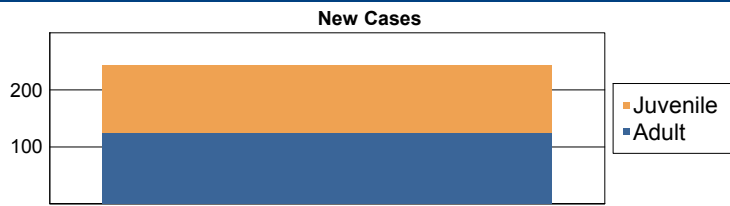
Special Case Activities

Non-Case	NC	1.0	1
Emergency Protective Order	PE	1.0	17

Commonwealth of Virginia
Caseload Statistics of the J&DR District Courts
 May 2016

Hopewell

	Filing Type	Hearings Per Case	Filings	Hearings	Concluded	Clearance Rate
Adult						
Bond Forfeiture Show Cause	BF	0.0	0	1	0	0%
Capias	CA	3.3	21	58	16	76%
Criminal Felony	CF	2.3	6	28	14	233%
Criminal Misdemeanor	CM	2.9	17	54	21	124%
Protective Order – Familv Abuse	FP	2.2	5	14	6	120%
Motion - Modifv Protective Order	MP	1.0	2	2	2	100%
Show Cause	SC	3.5	40	116	32	80%
Civil Support	VS	2.4	33	64	26	79%
Adult Total			124	337	117	94.4%
Juvenile						
Abuse or Neglect	AN	0.0	0	5	0	0%
Capias	CA	2.0	1	2	1	100%
Custody Visitation	CV	2.5	80	167	69	86%
Delinquency Felony	DF	5.0	4	32	10	250%
Delinquency Misdemeanor	DM	3.8	15	62	15	100%
Permanency Planning	PH	1.0	1	1	1	100%
Paternity	PT	0.0	0	2	0	0%
Show Cause	SC	1.0	4	4	3	75%
Status Offense	ST	3.2	5	14	6	120%
Traffic	T	1.3	7	10	6	86%
Termination of Parental Rights	TP	0.0	2	2	0	0%
Juvenile Total			119	301	111	93.3%
Totals			243	638	228	93.8%



	Total Filings with %	
Custody Visitation (CV)	80	33%
Show Cause (SC)	44	18%
Civil Support (VS)	33	14%
Capias (CA)	22	9%
Criminal Misdemeanor (CM)	17	7%
Others	47	19%
Total	243	100%

Special Case Activities

Non-Case	NC	1.0	1
Emergency Protective Order	PE	1.0	9
Emergency Custody Order	EC	1.0	4
Temporary Detention Order	TD	1.0	2

Commonwealth of Virginia
Caseload Statistics of the J&DR District Courts

Hopewell

April 2016

	Filing Type	Hearings Per Case	Filings	Hearings	Concluded	Clearance Rate
Adult						
Capias	CA	3.7	7	29	11	157%
Criminal Felony	CF	3.3	4	13	6	150%
Criminal Misdemeanor	CM	3.2	16	43	9	56%
Protective Order – Family Abuse	FP	2.2	11	26	12	109%
Show Cause	SC	3.2	31	103	33	106%
Civil Support	VS	2.7	21	43	24	114%
Adult Total			90	257	95	105.6%
Juvenile						
Abuse or Neglect	AN	3.0	1	5	1	100%
Child in Need of Services	CS	5.0	0	1	1	0%
Custody Visitation	CV	1.7	93	147	72	77%
Delinquency Felony	DF	3.0	7	22	7	100%
Delinquency Misdemeanor	DM	3.5	17	52	19	112%
Foster Care Review	FC	1.0	1	1	1	100%
Paternity	PT	0.0	0	1	0	0%
Show Cause	SC	3.0	0	4	4	0%
Status Offense	ST	1.9	6	12	8	133%
Traffic	T	1.0	2	2	2	100%
Truancy/Runaway (Child in Need of Supervision)	TR	4.0	0	2	2	0%
Juvenile Total			127	249	117	92.1%
Totals			217	506	212	97.7%



	Total Filings with %
Custody Visitation (CV)	93 43%
Show Cause (SC)	31 14%
Civil Support (VS)	21 10%
Delinquency Misdemeanor (DM)	17 8%
Criminal Misdemeanor (CM)	16 7%
Others	39 18%
Total	217 100%

Special Case Activities

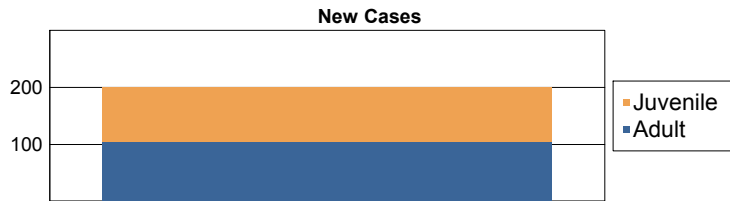
Emergency Protective Order	PE	1.0	7
----------------------------	----	-----	---

Commonwealth of Virginia
Caseload Statistics of the J&DR District Courts

Hopewell

March 2016

	Filing Type	Hearings Per Case	Filings	Hearings	Concluded	Clearance Rate
Adult						
Capias	CA	4.0	7	28	11	157%
Criminal Felonv	CF	2.3	10	21	4	40%
Criminal Misdemeanor	CM	2.8	31	78	28	90%
Protective Order – Family Abuse	FP	2.3	8	15	4	50%
Motion - Modifv Protective Order	MP	1.0	1	1	1	100%
Remand Support	RS	1.5	1	2	2	200%
Show Cause	SC	3.4	26	116	38	146%
Restricted License - Support	SL	1.0	2	2	1	50%
Civil Support	VS	2.6	19	68	29	153%
Adult Total			105	331	118	112.4%
Juvenile						
Abuse or Neglect	AN	2.0	7	11	3	43%
Custody Visitation	CV	2.5	57	180	91	160%
Delinquency Felonv	DF	4.6	5	33	16	320%
Delinquency Misdemeanor	DM	3.7	19	84	27	142%
Remand Custody	RC	1.0	3	3	3	100%
Show Cause	SC	2.1	1	8	7	700%
Status Offense	ST	2.5	1	8	4	400%
Traffic	T	3.0	3	6	3	100%
Juvenile Total			96	333	154	160.4%
Totals			201	664	272	135.3%



	Total Filings with %
Custody Visitation (CV)	57 28%
Criminal Misdemeanor (CM)	31 15%
Show Cause (SC)	27 13%
Civil Support (VS)	19 9%
Delinquency Misdemeanor (DM)	19 9%
Others	48 24%
Total	201 100%

Special Case Activities

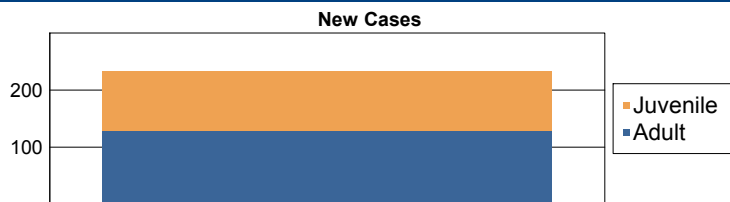
Non-Case	NC	1.0	1
Emergency Protective Order	PE	1.0	13

Commonwealth of Virginia
Caseload Statistics of the J&DR District Courts

Hopewell

February 2016

	Filing Type	Hearings Per Case	Filings	Hearings	Concluded	Clearance Rate
Adult						
Bond Forfeiture Show Cause	BF	2.0	2	3	1	50%
Capias	CA	2.8	21	50	16	76%
Criminal Felony	CF	4.2	7	53	27	386%
Criminal Misdemeanor	CM	2.9	17	57	24	141%
Protective Order – Familv Abuse	FP	3.6	5	13	5	100%
Other	OT	0.0	0	1	0	0%
Show Cause	SC	2.8	41	135	34	83%
Restricted License - Support	SL	1.0	1	1	1	100%
Civil Support	VS	2.3	34	86	39	115%
Adult Total			128	399	147	114.8%
Juvenile						
Abuse or Neglect	AN	3.3	4	14	3	75%
Capias	CA	5.0	0	3	3	0%
Custody Visitation	CV	2.4	66	162	73	111%
Delinquency Felony	DF	5.6	0	30	11	0%
Delinquency Misdemeanor	DM	3.5	10	60	22	220%
Foster Care Review	FC	1.5	8	12	8	100%
Initial Foster Care Review	IF	2.0	1	2	1	100%
Paternity	PT	0.0	2	2	0	0%
Show Cause	SC	1.0	9	11	2	22%
Status Offense	ST	2.0	0	2	1	0%
Traffic	T	2.0	3	6	2	67%
Termination of Parental Rights	TP	2.0	2	4	2	100%
Truancy/Runaway (Child in Need of Supervision)	TR	0.0	0	2	0	0%
Juvenile Total			105	310	128	121.9%
Totals			233	709	275	118.0%



	Total Filings with %
Custody Visitation (CV)	66 28%
Show Cause (SC)	50 21%
Civil Support (VS)	34 15%
Capias (CA)	21 9%
Criminal Misdemeanor (CM)	17 7%
Others	45 19%
Total	233 100%

Special Case Activities

Emergency Protective Order	PE	1.0	10
----------------------------	----	-----	----

**Commonwealth of Virginia
Caseload Statistics of the J&DR District Courts**

Hopewell

January 2016

	Filing Type	Hearings Per Case	Filings	Hearings	Concluded	Clearance Rate
Adult						
Capias	CA	4.2	8	38	9	113%
Criminal Felony	CF	4.5	22	61	13	59%
Criminal Misdemeanor	CM	3.2	18	58	18	100%
Protective Order – Family Abuse	FP	2.8	3	9	4	133%
Other	OT	0.0	1	1	0	0%
Remand Support	RS	0.0	1	1	0	0%
Show Cause	SC	3.1	49	145	39	80%
Restricted License - Support	SL	2.0	0	1	1	0%
Civil Support	VS	1.9	22	62	19	86%
Adult Total			124	376	103	83.1%
Juvenile						
Abuse or Neglect	AN	7.0	2	3	1	50%
Protective Order – Non Family Abuse	AP	3.0	0	2	1	0%
Capias	CA	2.7	0	5	3	0%
Child in Need of Services	CS	0.0	0	1	0	0%
Custody Visitation	CV	2.5	37	138	64	173%
Delinquency Felony	DF	5.0	21	47	6	29%
Delinquency Misdemeanor	DM	3.6	28	97	28	100%
Foster Care Review	FC	1.0	3	3	3	100%
Protective Order – Family Abuse	FP	5.0	0	2	1	0%
Permanency Planning	PH	2.0	0	1	1	0%
Paternity	PT	2.0	0	1	1	0%
Show Cause	SC	3.0	1	4	2	200%
Status Offense	ST	5.0	6	14	2	33%
Traffic	T	2.5	2	4	4	200%
Termination of Parental Rights	TP	3.0	0	8	8	0%
Juvenile Total			100	330	125	125.0%
Totals			224	706	228	101.8%



	Total Filings with %
Show Cause (SC)	50 22%
Custody Visitation (CV)	37 17%
Delinquency Misdemeanor (DM)	28 13%
Civil Support (VS)	22 10%
Criminal Felony (CF)	22 10%
Others	65 29%
Total	224 100%

Special Case Activities

Emergency Protective Order	PE	1.0	9
----------------------------	----	-----	---

Commonwealth of Virginia
Caseload Statistics of the J&DR District Courts

Isle of Wight

December 2016

	Filing Type	Hearings Per Case	Filings	Hearings	Concluded	Clearance Rate
Adult						
Capias	CA	1.7	6	8	6	100%
Criminal Felony	CF	4.2	9	23	13	144%
Criminal Misdemeanor	CM	2.0	15	24	7	47%
Protective Order – Family Abuse	FP	3.0	1	5	3	300%
Remand Support	RS	1.0	2	2	2	100%
Show Cause	SC	3.5	12	43	19	158%
Civil Support	VS	1.8	12	25	14	117%
Adult Total			57	130	64	112.3%
Juvenile						
Custody Visitation	CV	1.7	54	82	46	85%
Delinquency Felony	DF	8.0	1	10	2	200%
Delinquency Misdemeanor	DM	2.3	9	20	3	33%
Foster Care Review	FC	1.0	1	1	1	100%
Permanency Planning	PH	2.0	0	2	2	0%
Remand Custody	RC	1.0	2	2	2	100%
Show Cause	SC	0.0	1	1	0	0%
Traffic	T	1.8	10	16	8	80%
Termination of Parental Rights	TP	1.0	2	2	1	50%
Truancy/Runaway (Child in Need of Supervision)	TR	0.0	1	2	0	0%
Juvenile Total			81	138	65	80.2%
Totals			138	268	129	93.5%



	Total Filings with %
Custody Visitation (CV)	54 39%
Criminal Misdemeanor (CM)	15 11%
Show Cause (SC)	13 9%
Civil Support (VS)	12 9%
Traffic (T)	10 7%
Others	34 25%
Total	138 100%

Special Case Activities

Emergency Protective Order	PE	1.0	4
Temporary Detention Order	TD	1.0	2

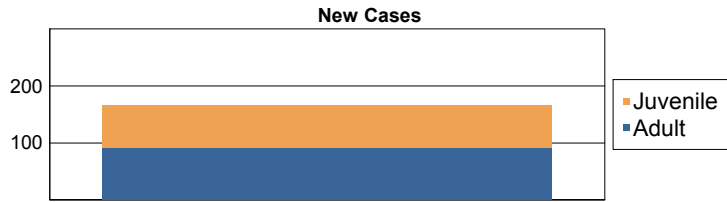
Commonwealth of Virginia
Caseload Statistics of the J&DR District Courts

Isle of Wight

November 2016

	Filing Type	Hearings Per Case	Filings	Hearings	Concluded	Clearance Rate
Adult						
Capias	CA	1.8	11	13	5	45%
Criminal Felony	CF	2.6	16	31	23	144%
Criminal Misdemeanor	CM	2.0	19	40	21	111%
Protective Order – Family Abuse	FP	2.0	2	5	2	100%
Remand Support	RS	1.0	1	1	1	100%
Show Cause	SC	2.3	13	65	26	200%
Civil Support	VS	2.1	29	60	34	117%
Adult Total			91	215	112	123.1%
Juvenile						
Abuse or Neglect	AN	2.0	2	4	2	100%
Custody Visitation	CV	1.5	39	69	36	92%
Delinquency Felony	DF	6.0	5	24	1	20%
Delinquency Misdemeanor	DM	2.5	14	47	2	14%
Permanency Planning	PH	0.0	2	2	0	0%
Show Cause	SC	0.0	2	5	0	0%
Status Offense	ST	0.0	0	1	0	0%
Traffic	T	2.6	11	25	5	45%
Juvenile Total			75	177	46	61.3%

Totals			166	392	158	95.2%
---------------	--	--	------------	------------	------------	--------------



	Total Filings with %
Custody Visitation (CV)	39 23%
Civil Support (VS)	29 17%
Criminal Misdemeanor (CM)	19 11%
Criminal Felony (CF)	16 10%
Show Cause (SC)	15 9%
Others	48 29%
Total	166 100%

Special Case Activities

Emergency Protective Order	PE	1.0	8
----------------------------	----	-----	---

Commonwealth of Virginia
Caseload Statistics of the J&DR District Courts

Isle of Wight

October 2016

	Filing Type	Hearings Per Case	Filings	Hearings	Concluded	Clearance Rate
Adult						
Capias	CA	2.3	1	6	4	400%
Criminal Felony	CF	1.1	29	55	29	100%
Criminal Misdemeanor	CM	2.8	7	23	12	171%
Protective Order – Family Abuse	FP	1.8	4	6	4	100%
Remand Support	RS	1.0	4	4	4	100%
Show Cause	SC	2.4	27	70	22	81%
Restricted License - Support	SL	1.0	1	1	1	100%
Civil Support	VS	1.8	23	37	21	91%
Adult Total			96	202	97	101.0%
Juvenile						
Custody Visitation	CV	1.8	45	78	49	109%
Delinquency Felony	DF	4.2	3	32	6	200%
Delinquency Misdemeanor	DM	2.6	1	81	47	4,700%
Permanency Planning	PH	1.0	1	1	1	100%
Paternity	PT	2.0	0	1	1	0%
Remand Custody	RC	1.0	12	12	12	100%
Remand Visitation	RV	1.0	6	6	6	100%
Show Cause	SC	0.0	1	1	0	0%
Status Offense	ST	0.0	0	2	0	0%
Traffic	T	2.0	4	17	6	150%
Truancy/Runaway (Child in Need of Supervision)	TR	0.0	0	1	0	0%
Juvenile Total			73	232	128	175.3%
Totals			169	434	225	133.1%

New Cases



	Total Filings with %
Custody Visitation (CV)	45 27%
Criminal Felony (CF)	29 17%
Show Cause (SC)	28 17%
Civil Support (VS)	23 14%
Remand Custody (RC)	12 7%
Others	32 19%
Total	169 100%

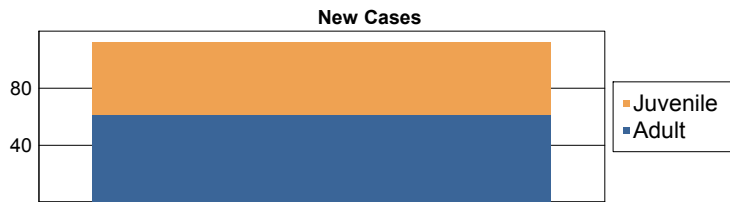
Special Case Activities

Emergency Protective Order	PE	1.0	8
----------------------------	----	-----	---

Commonwealth of Virginia
Caseload Statistics of the J&DR District Courts
September 2016

Isle of Wight

	Filing Type	Hearings Per Case	Filings	Hearings	Concluded	Clearance Rate
Adult						
Bond Forfeiture Show Cause	BF	2.0	0	1	1	0%
Capias	CA	1.7	4	7	3	75%
Criminal Felony	CF	1.3	12	23	7	58%
Criminal Misdemeanor	CM	2.4	15	40	16	107%
Protective Order – Family Abuse	FP	2.4	2	9	5	250%
Protective Order – Stalking/Acts of Violence	PC	1.0	1	1	1	100%
Remand Support	RS	1.0	1	1	1	100%
Show Cause	SC	2.2	13	40	10	77%
Civil Support	VS	1.3	13	23	10	77%
Adult Total			61	145	54	88.5%
Juvenile						
Custody Visitation	CV	1.9	25	64	47	188%
Delinquency Felony	DF	4.3	8	26	3	38%
Delinquency Misdemeanor	DM	3.5	6	37	6	100%
Status Offense	ST	3.0	1	3	1	100%
Traffic	T	3.2	11	25	10	91%
Juvenile Total			51	155	67	131.4%
Totals			112	300	121	108.0%



	Total Filings with %
Custody Visitation (CV)	25 22%
Criminal Misdemeanor (CM)	15 13%
Civil Support (VS)	13 12%
Show Cause (SC)	13 12%
Criminal Felony (CF)	12 11%
Others	34 30%
Total	112 100%

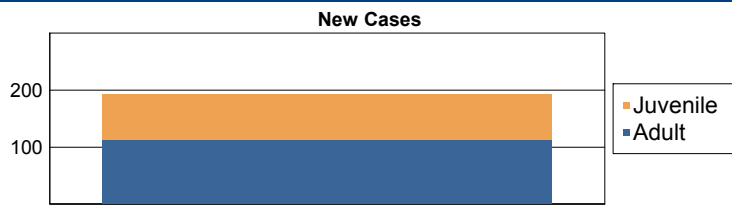
Special Case Activities

Emergency Protective Order	PE	1.0	5
Emergency Custody Order	EC	1.0	2
Temporary Detention Order	TD	1.0	2

Commonwealth of Virginia
Caseload Statistics of the J&DR District Courts
August 2016

Isle of Wight

	Filing Type	Hearings Per Case	Filings	Hearings	Concluded	Clearance Rate
Adult						
Bond Forfeiture Show Cause	BF	2.0	0	1	1	0%
Capias	CA	2.1	4	10	8	200%
Criminal Felony	CF	1.1	34	83	37	109%
Criminal Misdemeanor	CM	2.2	15	34	12	80%
Protective Order – Family Abuse	FP	2.0	7	11	5	71%
Motion - Modify Protective Order	MP	1.0	2	2	2	100%
Show Cause	SC	2.8	31	71	32	103%
Restricted License - Support	SL	2.0	0	1	1	0%
Civil Support	VS	2.1	19	39	26	137%
Adult Total			112	252	124	110.7%
Juvenile						
Custody Visitation	CV	2.8	60	111	48	80%
Delinquency Felony	DF	4.3	2	27	6	300%
Delinquency Misdemeanor	DM	2.7	8	46	9	113%
Initial Foster Care Review	IF	1.0	1	1	1	100%
Remand Custody	RC	1.7	1	3	3	300%
Show Cause	SC	1.0	1	1	1	100%
Status Offense	ST	0.0	1	1	0	0%
Traffic	T	2.0	7	19	11	157%
Truancy/Runaway (Child in Need of Supervision)	TR	0.0	0	1	0	0%
Juvenile Total			81	210	79	97.5%
Totals			193	462	203	105.2%



	Total Filings with %
Custody Visitation (CV)	60 31%
Criminal Felony (CF)	34 18%
Show Cause (SC)	32 17%
Civil Support (VS)	19 10%
Criminal Misdemeanor (CM)	15 8%
Others	33 17%
Total	193 100%

Special Case Activities

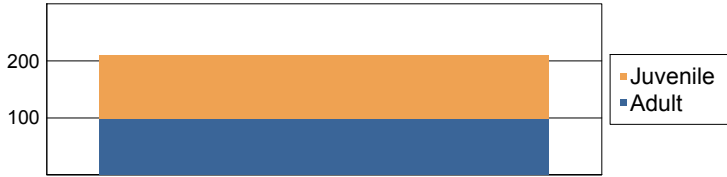
Emergency Protective Order	PE	1.0	3
----------------------------	----	-----	---

Commonwealth of Virginia
Caseload Statistics of the J&DR District Courts
July 2016

Isle of Wight

	Filing Type	Hearings Per Case	Filings	Hearings	Concluded	Clearance Rate
Adult						
Bond Forfeiture Show Cause	BF	0.0	1	1	0	0%
Capias	CA	1.5	2	4	2	100%
Criminal Felonv	CF	1.3	27	84	29	107%
Criminal Misdemeanor	CM	2.1	21	39	25	119%
Protective Order – Familv Abuse	FP	2.0	1	2	1	100%
Remand Support	RS	1.0	2	2	2	100%
Show Cause	SC	2.7	19	51	19	100%
Restricted License - Support	SL	0.0	1	1	0	0%
Civil Support	VS	1.5	24	48	29	121%
Adult Total			98	232	107	109.2%
Juvenile						
Abuse or Neglect	AN	1.0	1	1	1	100%
Custodv Visitation	CV	1.5	51	93	43	84%
Delinquencv Felonv	DF	0.0	7	19	0	0%
Delinquencv Misdemeanor	DM	3.7	38	64	9	24%
Paternity	PT	0.0	1	1	0	0%
Remand Custodv	RC	1.0	4	4	4	100%
Remand Visitation	RV	1.0	2	2	2	100%
Status Offense	ST	2.0	0	2	1	0%
Traffic	T	2.3	8	17	6	75%
Truancv/Runawav (Child in Need of Supervision)	TR	0.0	0	1	0	0%
Juvenile Total			112	204	66	58.9%
Totals			210	436	173	82.4%

New Cases



	Total Filings with %
Custody Visitation (CV)	51 24%
Delinquency Misdemeanor (DM)	38 18%
Criminal Felony (CF)	27 13%
Civil Support (VS)	24 11%
Criminal Misdemeanor (CM)	21 10%
Others	49 23%
Total	210 100%

Special Case Activities

Emergency Protective Order	PE	1.0	5
----------------------------	----	-----	---

Commonwealth of Virginia
Caseload Statistics of the J&DR District Courts

Isle of Wight

June 2016

	Filing Type	Hearings Per Case	Filings	Hearings	Concluded	Clearance Rate
Adult						
Protective Order - Non Family Abuse	AP	4.0	0	1	1	0%
Capias	CA	2.9	8	14	9	113%
Criminal Felony	CF	1.9	29	89	29	100%
Criminal Misdemeanor	CM	2.5	33	63	35	106%
Protective Order – Family Abuse	FP	3.0	2	7	2	100%
Motion - Modify Protective Order	MP	1.0	2	2	2	100%
Remand Support	RS	1.0	2	2	2	100%
Show Cause	SC	2.3	27	60	17	63%
Civil Support	VS	1.8	23	38	17	74%
Adult Total			126	276	114	90.5%
Juvenile						
Relief of Custody	CR	1.0	1	1	1	100%
Custody Visitation	CV	1.7	37	78	36	97%
Delinquency Felony	DF	5.6	9	30	5	56%
Delinquency Misdemeanor	DM	4.3	42	69	8	19%
Permanency Planning	PH	2.0	2	4	2	100%
Remand Custody	RC	1.0	5	5	5	100%
Remand Visitation	RV	1.0	2	2	2	100%
Show Cause	SC	2.0	0	1	1	0%
Status Offense	ST	0.0	2	2	0	0%
Traffic	T	2.4	8	29	18	225%
Truancy/Runaway (Child in Need of Supervision)	TR	0.0	0	1	0	0%
Juvenile Total			108	222	78	72.2%
Totals			234	498	192	82.1%



	Total Filings with %	
Delinquency Misdemeanor (DM)	42	18%
Custody Visitation (CV)	37	16%
Criminal Misdemeanor (CM)	33	14%
Criminal Felony (CF)	29	12%
Show Cause (SC)	27	12%
Others	66	28%
Total	234	100%

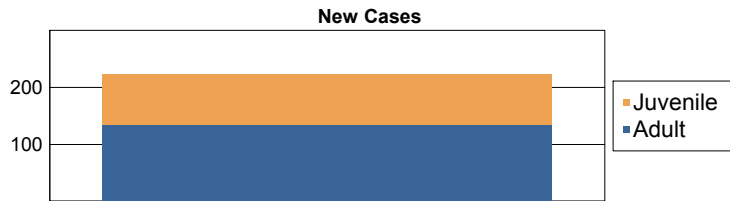
Special Case Activities

Emergency Protective Order	PE	1.0	11
Temporary Detention Order	TD	1.0	2

Commonwealth of Virginia
Caseload Statistics of the J&DR District Courts
 May 2016

Isle of Wight

	Filing Type	Hearings Per Case	Filings	Hearings	Concluded	Clearance Rate
Adult						
Capias	CA	2.6	2	18	11	550%
Criminal Felony	CF	3.1	64	127	27	42%
Criminal Misdemeanor	CM	2.0	19	53	30	158%
Protective Order – Family Abuse	FP	2.4	7	16	7	100%
Motion - Modifv Protective Order	MP	1.0	1	1	1	100%
Protective Order – Stalking/Acts of Violence	PC	1.0	1	1	1	100%
Remand Support	RS	1.0	2	2	2	100%
Show Cause	SC	4.1	16	59	30	188%
Civil Support	VS	1.8	23	35	16	70%
Adult Total			135	312	125	92.6%
Juvenile						
Custody Visitation	CV	2.0	48	79	39	81%
Delinquency Felony	DF	0.0	6	17	0	0%
Delinquency Misdemeanor	DM	2.4	12	29	8	67%
Paternity	PT	4.0	0	1	1	0%
Remand Custody	RC	1.0	3	3	3	100%
Show Cause	SC	1.0	2	2	1	50%
Traffic	T	1.5	18	29	13	72%
Truancy/Runaway (Child in Need of Supervision)	TR	0.0	0	1	0	0%
Juvenile Total			89	161	65	73.0%
Totals			224	473	190	84.8%



	Total Filings with %
Criminal Felony (CF)	64 29%
Custody Visitation (CV)	48 21%
Civil Support (VS)	23 10%
Criminal Misdemeanor (CM)	19 8%
Show Cause (SC)	18 8%
Others	52 23%
Total	224 100%

Special Case Activities

Emergency Protective Order	PE	1.0	7
Temporary Detention Order	TD	1.0	2

Commonwealth of Virginia
Caseload Statistics of the J&DR District Courts

Isle of Wight

April 2016

	Filing Type	Hearings Per Case	Filings	Hearings	Concluded	Clearance Rate
Adult						
Protective Order - Non Family Abuse	AP	0.0	0	1	0	0%
Capias	CA	2.3	2	8	3	150%
Criminal Felony	CF	1.4	28	39	21	75%
Criminal Misdemeanor	CM	2.3	23	47	12	52%
Protective Order – Family Abuse	FP	1.8	4	8	5	125%
Remand Support	RS	1.0	3	3	3	100%
Show Cause	SC	3.4	15	54	25	167%
Restricted License - Support	SL	1.0	2	2	2	100%
Civil Support	VS	1.6	27	42	29	107%
Adult Total			104	204	100	96.2%
Juvenile						
Custody Visitation	CV	1.6	21	39	24	114%
Delinquency Felony	DF	4.0	0	6	1	0%
Delinquency Misdemeanor	DM	2.7	8	14	3	38%
Foster Care Review	FC	1.0	1	1	1	100%
Paternity	PT	0.0	0	1	0	0%
Remand Custody	RC	1.0	3	3	3	100%
Show Cause	SC	3.0	0	2	2	0%
Traffic	T	1.5	6	12	2	33%
Truancy/Runaway (Child in Need of Supervision)	TR	3.0	0	2	1	0%
Juvenile Total			39	80	37	94.9%
Totals			143	284	137	95.8%



	Total Filings with %	
Criminal Felony (CF)	28	20%
Civil Support (VS)	27	19%
Criminal Misdemeanor (CM)	23	16%
Custody Visitation (CV)	21	15%
Show Cause (SC)	15	10%
Others	29	20%
Total	143	100%

Special Case Activities

Emergency Protective Order	PE	1.0	9
----------------------------	----	-----	---

Commonwealth of Virginia
Caseload Statistics of the J&DR District Courts


Isle of Wight

March 2016

	Filing Type	Hearings Per Case	Filings	Hearings	Concluded	Clearance Rate
Adult						
Protective Order - Non Family Abuse	AP	0.0	0	1	0	0%
Bond Forfeiture Show Cause	BF	0.0	1	1	0	0%
Capias	CA	1.8	6	17	5	83%
Criminal Felony	CF	1.3	15	30	12	80%
Criminal Misdemeanor	CM	2.1	13	28	11	85%
Protective Order – Family Abuse	FP	3.0	3	5	2	67%
Motion - Modify Protective Order	MP	1.0	1	1	1	100%
Remand Support	RS	1.0	2	2	2	100%
Show Cause	SC	3.1	16	76	33	206%
Restricted License - Support	SL	1.0	1	1	1	100%
Civil Support	VS	1.8	25	40	27	108%
Adult Total			83	202	94	113.3%

Juvenile						
Abuse or Neglect	AN	3.0	0	2	2	0%
Custody Visitation	CV	2.1	53	109	77	145%
Delinquency Felony	DF	0.0	5	5	0	0%
Delinquency Misdemeanor	DM	3.6	4	19	5	125%
Remand Custody	RC	1.0	4	4	4	100%
Show Cause	SC	1.0	1	1	1	100%
Status Offense	ST	1.0	1	1	1	100%
Traffic	T	1.6	7	13	9	129%
Truancy/Runaway (Child in Need of Supervision)	TR	0.0	1	2	0	0%
Juvenile Total			76	156	99	130.3%

Totals			159	358	193	121.4%
---------------	--	--	------------	------------	------------	---------------



	Total Filings with %
Custody Visitation (CV)	53 33%
Civil Support (VS)	25 16%
Show Cause (SC)	17 11%
Criminal Felony (CF)	15 9%
Criminal Misdemeanor (CM)	13 8%
Others	36 23%
Total	159 100%

Special Case Activities

Emergency Protective Order	PE	1.0	6
Temporary Detention Order	TD	1.0	4

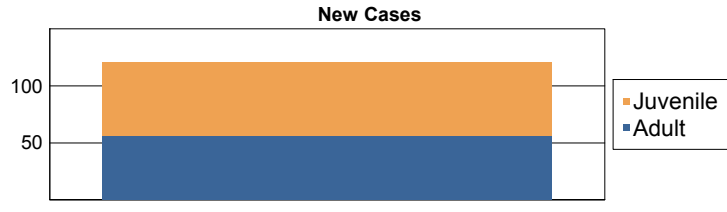
Commonwealth of Virginia
Caseload Statistics of the J&DR District Courts

Isle of Wight

February 2016

	Filing Type	Hearings Per Case	Filings	Hearings	Concluded	Clearance Rate
Adult						
Protective Order - Non Family Abuse	AP	0.0	1	1	0	0%
Capias	CA	1.7	5	9	6	120%
Criminal Felony	CF	2.2	2	13	5	250%
Criminal Misdemeanor	CM	2.5	17	45	21	124%
Protective Order – Family Abuse	FP	2.2	4	12	5	125%
Motion - Modify Protective Order	MP	1.0	2	2	2	100%
Remand Support	RS	1.0	2	2	2	100%
Show Cause	SC	2.8	12	49	16	133%
Civil Support	VS	2.1	11	28	17	155%
Adult Total			56	161	74	132.1%
Juvenile						
Abuse or Neglect	AN	0.0	2	4	0	0%
Custody Visitation	CV	1.9	44	87	50	114%
Delinquency Felony	DF	0.0	0	6	0	0%
Delinquency Misdemeanor	DM	4.9	6	31	8	133%
Paternity	PT	2.0	0	2	2	0%
Remand Custody	RC	1.0	5	5	5	100%
Show Cause	SC	0.0	0	2	0	0%
Status Offense	ST	2.0	0	1	1	0%
Traffic	T	2.0	7	14	7	100%
Truancy/Runaway (Child in Need of Supervision)	TR	0.0	1	1	0	0%
Juvenile Total			65	153	73	112.3%

Totals			121	314	147	121.5%
---------------	--	--	------------	------------	------------	---------------



	Total Filings with %
Custody Visitation (CV)	44 36%
Criminal Misdemeanor (CM)	17 14%
Show Cause (SC)	12 10%
Civil Support (VS)	11 9%
Traffic (T)	7 6%
Others	30 25%
Total	121 100%

Special Case Activities


Emergency Protective Order	PE	1.0	5
----------------------------	----	-----	---

Commonwealth of Virginia
Caseload Statistics of the J&DR District Courts

Isle of Wight

January 2016

	Filing Type	Hearings Per Case	Filings	Hearings	Concluded	Clearance Rate
Adult						
Protective Order - Non Family Abuse	AP	2.0	1	3	2	200%
Capias	CA	2.5	1	9	4	400%
Criminal Felony	CF	1.7	14	39	26	186%
Criminal Misdemeanor	CM	2.5	11	32	16	145%
Protective Order – Family Abuse	FP	2.0	3	6	4	133%
Motion - Modify Protective Order	MP	1.0	1	1	1	100%
Show Cause	SC	2.3	31	82	28	90%
Civil Support	VS	1.5	24	42	23	96%
Adult Total			86	214	104	120.9%
Juvenile						
Abuse or Neglect	AN	4.0	0	1	1	0%
Custody Visitation	CV	1.8	52	96	36	69%
Delinquency Felony	DF	4.0	0	10	2	0%
Delinquency Misdemeanor	DM	3.0	4	18	2	50%
Foster Care Review	FC	1.0	2	2	2	100%
Initial Foster Care Review	IF	1.0	2	2	2	100%
Paternity	PT	0.0	1	2	0	0%
Show Cause	SC	0.0	2	2	0	0%
Status Offense	ST	1.5	2	3	2	100%
Traffic	T	2.1	17	20	8	47%
Truancy/Runaway (Child in Need of Supervision)	TR	9.0	0	1	1	0%
Juvenile Total			82	157	56	68.3%
Totals			168	371	160	95.2%



	Total Filings with %
Custody Visitation (CV)	52 31%
Show Cause (SC)	33 20%
Civil Support (VS)	24 14%
Traffic (T)	17 10%
Criminal Felony (CF)	14 8%
Others	28 17%
Total	168 100%

Special Case Activities

Emergency Protective Order	PE	1.0	5
Temporary Detention Order	TD	1.0	2

Commonwealth of Virginia
Caseload Statistics of the J&DR District Courts

King & Queen

December 2016

	Filing Type	Hearings Per Case	Filings	Hearings	Concluded	Clearance Rate
Adult						
Capias	CA	0.0	2	2	0	0%
Criminal Felony	CF	4.3	1	5	3	300%
Criminal Misdemeanor	CM	4.5	2	6	4	200%
Show Cause	SC	1.0	5	6	1	20%
Civil Support	VS	1.0	3	3	2	67%
Adult Total			13	22	10	76.9%
Juvenile						
Custody Visitation	CV	1.4	7	11	5	71%
Delinquency Felony	DF	0.0	1	1	0	0%
Delinquency Misdemeanor	DM	5.0	2	3	1	50%
Paternity	PT	0.0	1	1	0	0%
Traffic	T	1.7	3	9	9	300%
Juvenile Total			14	25	15	107.1%
Totals			27	47	25	92.6%



	Total Filings with %	
Custody Visitation (CV)	7	26%
Show Cause (SC)	5	19%
Civil Support (VS)	3	11%
Traffic (T)	3	11%
Capias (CA)	2	7%
Others	7	26%
Total	27	100%

Special Case Activities

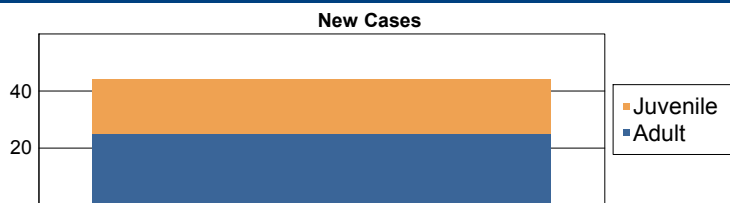
Emergency Protective Order	PE	1.0	2
----------------------------	----	-----	---

Commonwealth of Virginia
Caseload Statistics of the J&DR District Courts

King & Queen

November 2016

	Filing Type	Hearings Per Case	Filings	Hearings	Concluded	Clearance Rate
Adult						
Capias	CA	4.0	0	3	3	0%
Criminal Felony	CF	0.0	15	18	0	0%
Criminal Misdemeanor	CM	3.2	3	19	11	367%
Show Cause	SC	3.4	1	15	11	1,100%
Civil Support	VS	1.3	6	7	4	67%
Adult Total			25	62	29	116.0%
Juvenile						
Custody Visitation	CV	1.9	11	25	14	127%
Delinquency Felony	DF	3.3	0	10	3	0%
Delinquency Misdemeanor	DM	3.1	2	11	8	400%
Show Cause	SC	0.0	0	1	0	0%
Status Offense	ST	2.0	1	2	1	100%
Traffic	T	0.0	5	5	0	0%
Juvenile Total			19	54	26	136.8%
Totals			44	116	55	125.0%



	Total Filings with %	
Criminal Felony (CF)	15	34%
Custody Visitation (CV)	11	25%
Civil Support (VS)	6	14%
Traffic (T)	5	11%
Criminal Misdemeanor (CM)	3	7%
Others	4	9%
Total	44	100%

Special Case Activities


Emergency Protective Order	PE	1.0	6
----------------------------	----	-----	---

Commonwealth of Virginia
Caseload Statistics of the J&DR District Courts

King & Queen

October 2016

	Filing Type	Hearings Per Case	Filings	Hearings	Concluded	Clearance Rate
Adult						
Capias	CA	0.0	0	2	0	0%
Criminal Felony	CF	0.0	0	2	0	0%
Criminal Misdemeanor	CM	4.0	1	8	1	100%
Show Cause	SC	4.2	1	7	6	600%
Civil Support	VS	1.8	1	5	5	500%
Adult Total			3	24	12	400.0%
Juvenile						
Custody Visitation	CV	1.7	9	24	20	222%
Delinquency Felony	DF	0.0	10	17	0	0%
Delinquency Misdemeanor	DM	1.0	9	10	4	44%
Traffic	T	2.0	1	4	3	300%
	VA	1.0	1	1	1	100%
Juvenile Total			30	56	28	93.3%
Totals			33	80	40	121.2%



	Total Filings with %	
Delinquency Felony (DF)	10	30%
Custody Visitation (CV)	9	27%
Delinquency Misdemeanor (DM)	9	27%
	1	3%
Civil Support (VS)	1	3%
Others	3	9%
Total	33	100%

Special Case Activities

Emergency Protective Order	PE	1.0	3
----------------------------	----	-----	---

Commonwealth of Virginia
Caseload Statistics of the J&DR District Courts
September 2016

King & Queen

	Filing Type	Hearings Per Case	Filings	Hearings	Concluded	Clearance Rate
Adult						
Capias	CA	3.0	1	4	1	100%
Criminal Felony	CF	2.0	1	3	1	100%
Criminal Misdemeanor	CM	2.0	5	13	1	20%
Show Cause	SC	3.3	4	13	3	75%
Civil Support	VS	1.0	6	6	5	83%
Adult Total			17	39	11	64.7%
Juvenile						
Custody Visitation	CV	2.0	6	9	2	33%
Delinquency Felony	DF	0.0	0	1	0	0%
Delinquency Misdemeanor	DM	1.0	1	3	1	100%
Show Cause	SC	0.0	1	1	0	0%
Traffic	T	1.6	9	11	5	56%
Juvenile Total			17	25	8	47.1%
Totals			34	64	19	55.9%



	Total Filings with %	
Traffic (T)	9	26%
Civil Support (VS)	6	18%
Custody Visitation (CV)	6	18%
Criminal Misdemeanor (CM)	5	15%
Show Cause (SC)	5	15%
Others	3	9%
Total	34	100%

Special Case Activities

Emergency Protective Order	PE	1.0	3
----------------------------	----	-----	---

Commonwealth of Virginia
Caseload Statistics of the J&DR District Courts
August 2016

King & Queen

	Filing Type	Hearings Per Case	Filings	Hearings	Concluded	Clearance Rate
Adult						
Capias	CA	4.5	0	5	2	0%
Criminal Felony	CF	0.0	1	1	0	0%
Criminal Misdemeanor	CM	0.0	3	5	0	0%
Show Cause	SC	5.5	5	15	2	40%
Civil Support	VS	1.2	5	6	5	100%
Adult Total			14	32	9	64.3%
Juvenile						
Custody Visitation	CV	1.5	36	51	30	83%
Delinquency Felony	DF	0.0	0	1	0	0%
Delinquency Misdemeanor	DM	2.0	2	4	2	100%
Traffic	T	2.0	0	2	2	0%
Juvenile Total			38	58	34	89.5%
Totals			52	90	43	82.7%



	Total Filings with %	
Custody Visitation (CV)	36	69%
Civil Support (VS)	5	10%
Show Cause (SC)	5	10%
Criminal Misdemeanor (CM)	3	6%
Delinquency Misdemeanor (DM)	2	4%
Others	1	2%
Total	52	100%

Special Case Activities

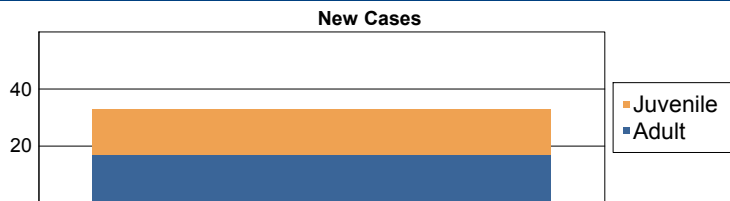
Emergency Protective Order	PE	1.0	2
----------------------------	----	-----	---

Commonwealth of Virginia
Caseload Statistics of the J&DR District Courts

King & Queen

July 2016

	Filing Type	Hearings Per Case	Filings	Hearings	Concluded	Clearance Rate
Adult						
Capias	CA	0.0	3	5	0	0%
Criminal Felonv	CF	3.0	1	2	1	100%
Criminal Misdemeanor	CM	5.0	3	6	2	67%
Show Cause	SC	3.0	3	12	1	33%
Restricted License - Support	SL	1.0	1	1	1	100%
Civil Support	VS	1.4	6	7	5	83%
Adult Total			17	33	10	58.8%
Juvenile						
Custody Visitation	CV	1.2	10	14	9	90%
Delinquency Felonv	DF	7.0	0	2	2	0%
Delinquency Misdemeanor	DM	4.3	1	4	3	300%
Show Cause	SC	3.0	0	1	1	0%
Traffic	T	2.1	5	12	10	200%
Juvenile Total			16	33	25	156.3%
Totals			33	66	35	106.1%



	Total Filings with %	
Custody Visitation (CV)	10	30%
Civil Support (VS)	6	18%
Traffic (T)	5	15%
Capias (CA)	3	9%
Criminal Misdemeanor (CM)	3	9%
Others	6	18%
Total	33	100%

Special Case Activities

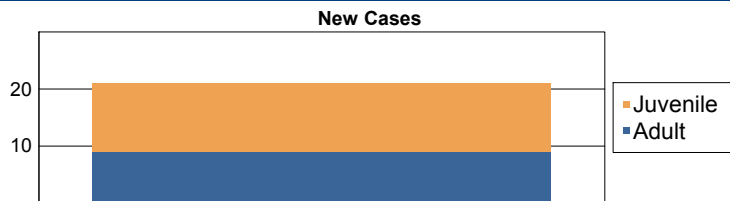
Emergency Protective Order	PE	1.0	3
----------------------------	----	-----	---

Commonwealth of Virginia
Caseload Statistics of the J&DR District Courts

King & Queen

June 2016

	Filing Type	Hearings Per Case	Filings	Hearings	Concluded	Clearance Rate
Adult						
Capias	CA	0.0	0	2	0	0%
Criminal Felony	CF	0.0	1	2	0	0%
Criminal Misdemeanor	CM	2.0	3	6	1	33%
Show Cause	SC	1.5	4	9	2	50%
Civil Support	VS	1.5	1	2	2	200%
Adult Total			9	21	5	55.6%
Juvenile						
Custody Visitation	CV	1.0	10	10	4	40%
Delinquency Felony	DF	0.0	0	1	0	0%
Delinquency Misdemeanor	DM	2.8	0	8	5	0%
Permanency Planning	PH	1.0	1	1	1	100%
Show Cause	SC	0.0	0	1	0	0%
Traffic	T	2.0	1	4	2	200%
Juvenile Total			12	25	12	100.0%
Totals			21	46	17	81.0%



	Total Filings with %	
Custody Visitation (CV)	10	48%
Show Cause (SC)	4	19%
Criminal Misdemeanor (CM)	3	14%
Civil Support (VS)	1	5%
Criminal Felony (CF)	1	5%
Others	2	10%
Total	21	100%

Special Case Activities

Emergency Protective Order	PE	1.0	3
----------------------------	----	-----	---

Commonwealth of Virginia
Caseload Statistics of the J&DR District Courts
 May 2016

King & Queen

	Filing Type	Hearings Per Case	Filings	Hearings	Concluded	Clearance Rate
Adult						
Capias	CA	3.7	2	7	6	300%
Criminal Felony	CF	2.5	0	7	4	0%
Criminal Misdemeanor	CM	7.5	0	5	2	0%
Protective Order – Family Abuse	FP	1.0	1	1	1	100%
Show Cause	SC	3.6	4	10	5	125%
Civil Support	VS	1.0	4	4	2	50%
Adult Total			11	34	20	181.8%
Juvenile						
Custody Visitation	CV	1.0	12	12	9	75%
Delinquency Felony	DF	5.7	1	7	3	300%
Delinquency Misdemeanor	DM	3.0	1	7	1	100%
Show Cause	SC	0.0	1	1	0	0%
Traffic	T	0.0	3	4	0	0%
Juvenile Total			18	31	13	72.2%
Totals			29	65	33	113.8%



	Total Filings with %	
Custody Visitation (CV)	12	41%
Show Cause (SC)	5	17%
Civil Support (VS)	4	14%
Traffic (T)	3	10%
Capias (CA)	2	7%
Others	3	10%
Total	29	100%

Special Case Activities

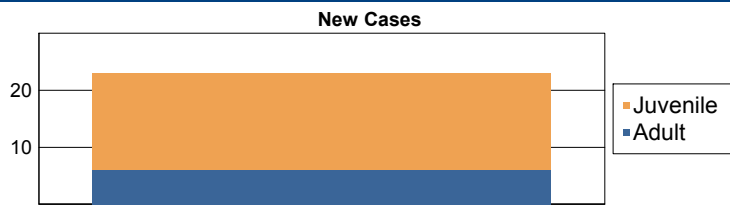
Emergency Protective Order	PE	1.0	4
----------------------------	----	-----	---

Commonwealth of Virginia
Caseload Statistics of the J&DR District Courts

King & Queen

April 2016

	Filing Type	Hearings Per Case	Filings	Hearings	Concluded	Clearance Rate
Adult						
Capias	CA	0.0	0	4	0	0%
Criminal Felony	CF	2.0	1	2	1	100%
Criminal Misdemeanor	CM	3.0	1	13	3	300%
Show Cause	SC	3.3	2	11	3	150%
Restricted License - Support	SL	1.0	1	1	1	100%
Civil Support	VS	3.3	1	5	3	300%
Adult Total			6	36	11	183.3%
Juvenile						
Custody Visitation	CV	1.3	5	7	7	140%
Delinquency Misdemeanor	DM	1.0	1	4	1	100%
Foster Care Review	FC	1.0	3	3	3	100%
Traffic	T	1.7	8	11	3	38%
Juvenile Total			17	25	14	82.4%
Totals			23	61	25	108.7%



	Total Filings with %	
Traffic (T)	8	35%
Custody Visitation (CV)	5	22%
Foster Care Review (FC)	3	13%
Show Cause (SC)	2	9%
Civil Support (VS)	1	4%
Others	4	17%
Total	23	100%

Special Case Activities

Emergency Protective Order	PE	1.0	3
----------------------------	----	-----	---

Commonwealth of Virginia
Caseload Statistics of the J&DR District Courts

King & Queen

March 2016

	Filing Type	Hearings Per Case	Filings	Hearings	Concluded	Clearance Rate
Adult						
Capias	CA	5.0	1	8	2	200%
Criminal Felony	CF	2.5	5	9	4	80%
Criminal Misdemeanor	CM	3.0	4	20	11	275%
Motion - Modify Protective Order	MP	1.0	2	2	2	100%
Show Cause	SC	8.0	3	15	1	33%
Civil Support	VS	1.0	7	8	5	71%
Adult Total			22	62	25	113.6%
Juvenile						
Abuse or Neglect	AN	2.0	0	1	1	0%
Custody Visitation	CV	1.6	10	12	10	100%
Delinquency Misdemeanor	DM	2.0	7	22	9	129%
Status Offense	ST	2.0	0	1	1	0%
Traffic	T	1.8	4	8	5	125%
Truancy/Runaway (Child in Need of Supervision)	TR	1.7	2	4	3	150%
Juvenile Total			23	48	29	126.1%
Totals			45	110	54	120.0%



	Total Filings with %
Custody Visitation (CV)	10 22%
Civil Support (VS)	7 16%
Delinquency Misdemeanor (DM)	7 16%
Criminal Felony (CF)	5 11%
Criminal Misdemeanor (CM)	4 9%
Others	12 27%
Total	45 100%

Special Case Activities

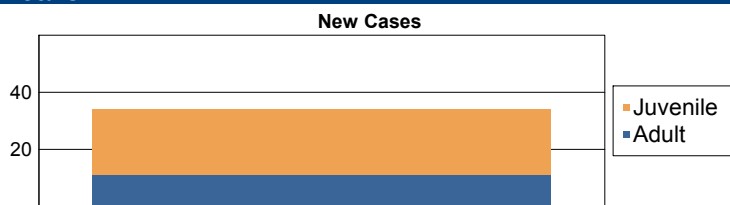
Emergency Protective Order	PE	1.0	1
----------------------------	----	-----	---

**Commonwealth of Virginia
Caseload Statistics of the J&DR District Courts**

King & Queen

February 2016

	Filing Type	Hearings Per Case	Filings	Hearings	Concluded	Clearance Rate
Adult						
Capias	CA	5.0	2	6	1	50%
Criminal Felony	CF	0.0	1	1	0	0%
Criminal Misdemeanor	CM	2.0	3	10	2	67%
Show Cause	SC	3.0	2	10	6	300%
Restricted License - Support	SL	1.0	1	1	1	100%
Civil Support	VS	1.8	2	7	4	200%
Adult Total			11	35	14	127.3%
Juvenile						
Abuse or Neglect	AN	3.0	1	9	4	400%
Custody Visitation	CV	1.1	17	21	17	100%
Delinquency Misdemeanor	DM	2.5	3	7	2	67%
Traffic	T	0.0	2	2	0	0%
Juvenile Total			23	39	23	100.0%
Totals			34	74	37	108.8%



	Total Filings with %	
Custody Visitation (CV)	17	50%
Criminal Misdemeanor (CM)	3	9%
Delinquency Misdemeanor (DM)	3	9%
Capias (CA)	2	6%
Civil Support (VS)	2	6%
Others	7	21%
Total	34	100%

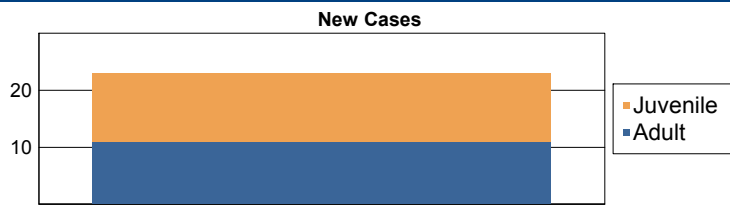
Special Case Activities

Emergency Protective Order	PE	1.0	3
----------------------------	----	-----	---

Commonwealth of Virginia
Caseload Statistics of the J&DR District Courts
January 2016

King & Queen

	Filing Type	Hearings Per Case	Filings	Hearings	Concluded	Clearance Rate
Adult						
Criminal Felony	CF	0.0	3	5	0	0%
Criminal Misdemeanor	CM	5.0	6	9	1	17%
Show Cause	SC	3.0	2	3	1	50%
Adult Total			11	17	2	18.2%
Juvenile						
Abuse or Neglect	AN	0.0	4	4	0	0%
Custody Visitation	CV	2.2	2	14	12	600%
Delinquency Felony	DF	0.0	0	4	0	0%
Delinquency Misdemeanor	DM	0.0	3	9	0	0%
Permanency Planning	PH	1.0	1	1	1	100%
Traffic	T	0.0	0	1	0	0%
Truancy/Runaway (Child in Need of Supervision)	TR	0.0	2	2	0	0%
Juvenile Total			12	35	13	108.3%
Totals			23	52	15	65.2%



	Total Filings with %	
Criminal Misdemeanor (CM)	6	26%
Abuse or Neglect (AN)	4	17%
Criminal Felony (CF)	3	13%
Delinquency Misdemeanor (DM)	3	13%
Custody Visitation (CV)	2	9%
Others	5	22%
Total	23	100%

Special Case Activities

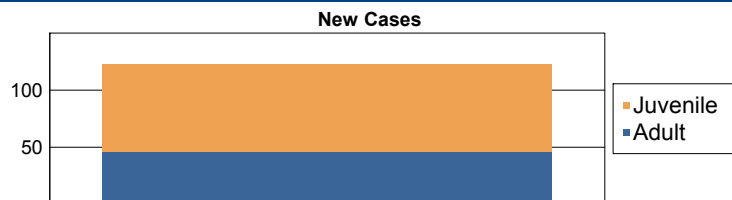
Emergency Protective Order	PE	1.0	6
----------------------------	----	-----	---

Commonwealth of Virginia
Caseload Statistics of the J&DR District Courts

King George

December 2016

	Filing Type	Hearings Per Case	Filings	Hearings	Concluded	Clearance Rate
Adult						
Capias	CA	3.4	1	6	5	500%
Criminal Felony	CF	1.4	15	20	10	67%
Criminal Misdemeanor	CM	1.5	13	23	12	92%
Protective Order – Family Abuse	FP	2.0	3	7	3	100%
Show Cause	SC	4.6	3	24	14	467%
Civil Support	VS	1.8	11	30	10	91%
Adult Total			46	110	54	117.4%
Juvenile						
Abuse or Neglect	AN	0.0	2	4	0	0%
Capias	CA	3.0	0	1	1	0%
Child in Need of Services	CS	2.0	3	7	1	33%
Custody Visitation	CV	1.7	45	117	51	113%
Delinquency Felony	DF	6.0	2	10	1	50%
Delinquency Misdemeanor	DM	3.2	3	32	10	333%
Foster Care Review	FC	1.0	1	1	1	100%
Initial Foster Care Review	IF	1.0	1	1	1	100%
Paternity	PT	1.3	12	16	11	92%
Status Offense	ST	2.0	1	3	1	100%
Traffic	T	1.9	6	13	8	133%
Truancy/Runaway (Child in Need of Supervision)	TR	0.0	1	2	0	0%
Juvenile Total			77	207	86	111.7%
Totals			123	317	140	113.8%



	Total Filings with %
Custody Visitation (CV)	45 37%
Criminal Felony (CF)	15 12%
Criminal Misdemeanor (CM)	13 11%
Paternity (PT)	12 10%
Civil Support (VS)	11 9%
Others	27 22%
Total	123 100%

Special Case Activities

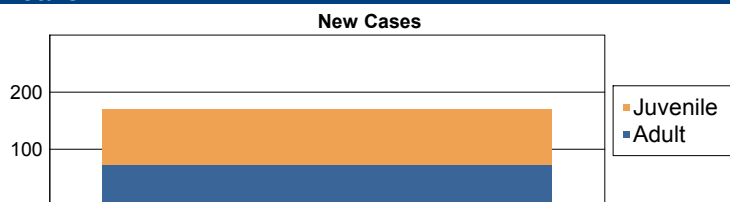
Emergency Protective Order	PE	1.0	5
----------------------------	----	-----	---

Commonwealth of Virginia
Caseload Statistics of the J&DR District Courts

King George

November 2016

	Filing Type	Hearings Per Case	Filings	Hearings	Concluded	Clearance Rate
Adult						
Capias	CA	2.2	3	11	5	167%
Criminal Felony	CF	1.3	18	24	6	33%
Criminal Misdemeanor	CM	1.9	12	25	17	142%
Protective Order – Family Abuse	FP	2.0	8	15	5	63%
Protective Order - Violation of Protective Order Conviction	PV	1.0	1	1	1	100%
Show Cause	SC	2.9	10	34	12	120%
Civil Support	VS	2.3	20	28	12	60%
Adult Total			72	138	58	80.6%
Juvenile						
Capias	CA	0.0	0	1	0	0%
Child in Need of Services	CS	5.0	1	3	2	200%
Custody Visitation	CV	2.5	71	108	49	69%
Delinquency Felony	DF	0.0	0	1	0	0%
Delinquency Misdemeanor	DM	3.0	8	17	4	50%
Foster Care Review	FC	1.0	3	3	3	100%
Paternity	PT	1.0	6	6	2	33%
Show Cause	SC	3.3	1	4	3	300%
Traffic	T	1.3	8	11	4	50%
Termination of Parental Rights	TP	3.0	0	4	4	0%
Truancy/Runaway (Child in Need of Supervision)	TR	5.0	0	1	1	0%
Juvenile Total			98	159	72	73.5%
Totals			170	297	130	76.5%



	Total Filings with %	
Custody Visitation (CV)	71	42%
Civil Support (VS)	20	12%
Criminal Felony (CF)	18	11%
Criminal Misdemeanor (CM)	12	7%
Show Cause (SC)	11	6%
Others	38	22%
Total	170	100%

Special Case Activities


Non-Case	NC	1.0	1
Emergency Protective Order	PE	1.0	7

Commonwealth of Virginia
Caseload Statistics of the J&DR District Courts

King George

October 2016

	Filing Type	Hearings Per Case	Filings	Hearings	Concluded	Clearance Rate
Adult						
Capias	CA	2.4	3	10	5	167%
Criminal Felony	CF	1.0	11	13	9	82%
Criminal Misdemeanor	CM	2.1	10	43	22	220%
Protective Order – Family Abuse	FP	2.3	2	6	3	150%
Show Cause	SC	1.9	22	39	13	59%
Civil Support	VS	2.3	14	31	17	121%
Adult Total			62	142	69	111.3%
Juvenile						
Abuse or Neglect	AN	2.0	1	2	1	100%
Child in Need of Services	CS	3.2	0	11	5	0%
Custody Visitation	CV	2.0	62	130	53	85%
Delinquency Felony	DF	6.5	2	22	15	750%
Delinquency Misdemeanor	DM	5.7	8	46	20	250%
Paternity	PT	1.7	7	10	9	129%
Show Cause	SC	1.0	2	5	1	50%
Status Offense	ST	4.0	1	2	1	100%
Traffic	T	2.9	6	16	12	200%
Termination of Parental Rights	TP	0.0	0	1	0	0%
Truancy/Runaway (Child in Need of Supervision)	TR	3.0	0	3	1	0%
Juvenile Total			89	248	118	132.6%
Totals			151	390	187	123.8%



	Total Filings with %
Custody Visitation (CV)	62 41%
Show Cause (SC)	24 16%
Civil Support (VS)	14 9%
Criminal Felony (CF)	11 7%
Criminal Misdemeanor (CM)	10 7%
Others	30 20%
Total	151 100%

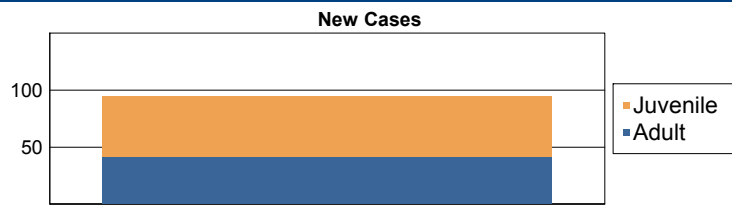
Special Case Activities

Non-Case	NC	1.0	2
Emergency Protective Order	PE	1.0	5

Commonwealth of Virginia
Caseload Statistics of the J&DR District Courts
September 2016

King George

	Filing Type	Hearings Per Case	Filings	Hearings	Concluded	Clearance Rate
Adult						
Capias	CA	1.0	5	8	1	20%
Criminal Felony	CF	1.5	7	10	8	114%
Criminal Misdemeanor	CM	1.7	9	14	9	100%
Protective Order – Family Abuse	FP	2.4	3	8	5	167%
Remand Support	RS	1.0	3	3	3	100%
Show Cause	SC	2.8	6	27	6	100%
Civil Support	VS	2.0	9	25	13	144%
Adult Total			42	95	45	107.1%
Juvenile						
Child in Need of Services	CS	3.5	0	5	2	0%
Custody Visitation	CV	2.6	39	116	35	90%
Delinquency Felony	DF	7.0	0	11	2	0%
Delinquency Misdemeanor	DM	2.0	3	21	2	67%
Foster Care Review	FC	1.0	3	3	3	100%
Paternity	PT	2.5	2	6	4	200%
Remand Custody	RC	1.0	3	3	3	100%
Remand Visitation	RV	1.0	2	2	2	100%
Show Cause	SC	2.0	1	4	2	200%
Traffic	T	0.0	0	5	0	0%
Truancy/Runaway (Child in Need of Supervision)	TR	5.0	0	2	1	0%
Juvenile Total			53	178	56	105.7%
Totals			95	273	101	106.3%



	Total Filings with %
Custody Visitation (CV)	39 41%
Civil Support (VS)	9 9%
Criminal Misdemeanor (CM)	9 9%
Criminal Felony (CF)	7 7%
Show Cause (SC)	7 7%
Others	24 25%
Total	95 100%

Special Case Activities

Emergency Protective Order	PE	1.0	4
----------------------------	----	-----	---

Commonwealth of Virginia
Caseload Statistics of the J&DR District Courts
August 2016

King George

	Filing Type	Hearings Per Case	Filings	Hearings	Concluded	Clearance Rate
Adult						
Capias	CA	2.0	3	5	3	100%
Criminal Felony	CF	1.0	29	30	28	97%
Criminal Misdemeanor	CM	1.7	43	71	26	60%
Protective Order – Family Abuse	FP	3.5	6	11	4	67%
Show Cause	SC	2.2	19	36	15	79%
Restricted License - Support	SL	1.0	2	2	2	100%
Civil Support	VS	1.9	21	38	12	57%
Adult Total			123	193	90	73.2%
Juvenile						
Abuse or Neglect	AN	4.0	0	3	3	0%
Protective Order – Non Family Abuse	AP	2.0	0	1	1	0%
Capias	CA	3.0	1	2	1	100%
Child in Need of Services	CS	2.0	2	10	2	100%
Custody Visitation	CV	2.4	91	226	97	107%
Delinquency Felony	DF	0.0	4	14	0	0%
Delinquency Misdemeanor	DM	3.7	5	44	7	140%
Foster Care Review	FC	1.0	8	8	8	100%
Initial Foster Care Review	IF	1.0	3	3	3	100%
Permanency Planning	PH	1.0	1	1	1	100%
Paternity	PT	2.4	3	12	5	167%
Show Cause	SC	2.0	1	4	1	100%
Status Offense	ST	1.0	1	2	1	100%
Traffic	T	2.0	4	11	2	50%
Termination of Parental Rights	TP	1.0	2	6	1	50%
Truancy/Runaway (Child in Need of Supervision)	TR	0.0	0	2	0	0%
Juvenile Total			126	349	133	105.6%
Totals			249	542	223	89.6%



	Total Filings with %
Custody Visitation (CV)	91 37%
Criminal Misdemeanor (CM)	43 17%
Criminal Felony (CF)	29 12%
Civil Support (VS)	21 8%
Show Cause (SC)	20 8%
Others	45 18%
Total	249 100%

Special Case Activities

Emergency Protective Order	PE	1.1	14
----------------------------	----	-----	----

Commonwealth of Virginia
Caseload Statistics of the J&DR District Courts

King George

July 2016

	Filing Type	Hearings Per Case	Filings	Hearings	Concluded	Clearance Rate
Adult						
Capias	CA	2.7	2	7	6	300%
Criminal Felony	CF	1.9	12	17	14	117%
Criminal Misdemeanor	CM	1.2	23	27	15	65%
Protective Order – Family Abuse	FP	2.0	0	2	2	0%
Show Cause	SC	2.9	6	28	10	167%
Civil Support	VS	1.9	8	21	14	175%
Adult Total			51	102	61	119.6%
Juvenile						
Abuse or Neglect	AN	3.0	3	11	1	33%
Protective Order – Non Family Abuse	AP	0.0	1	1	0	0%
Child in Need of Services	CS	0.0	0	7	0	0%
Custody Visitation	CV	1.7	28	82	44	157%
Delinquency Felony	DF	5.3	0	18	7	0%
Delinquency Misdemeanor	DM	2.6	7	36	5	71%
Emancipation	EP	1.0	1	1	1	100%
Initial Foster Care Review	IF	1.0	1	1	1	100%
Paternity	PT	1.0	5	8	2	40%
Child at Risk of Abuse or Neglect	RI	3.0	0	4	2	0%
Show Cause	SC	0.0	2	4	0	0%
Traffic	T	3.3	2	9	4	200%
Truancy/Runaway (Child in Need of Supervision)	TR	5.0	1	2	1	100%
Juvenile Total			51	184	68	133.3%
Totals			102	286	129	126.5%



	Total Filings with %
Custody Visitation (CV)	28 27%
Criminal Misdemeanor (CM)	23 23%
Criminal Felony (CF)	12 12%
Civil Support (VS)	8 8%
Show Cause (SC)	8 8%
Others	23 23%
Total	102 100%

Special Case Activities


Emergency Protective Order	PE	1.0	8
Emergency Protective Order	PE	1.0	2
Temporary Detention Order	TD	1.0	2

Commonwealth of Virginia
Caseload Statistics of the J&DR District Courts

King George

June 2016

	Filing Type	Hearings Per Case	Filings	Hearings	Concluded	Clearance Rate
Adult						
Capias	CA	3.0	2	9	4	200%
Criminal Felonv	CF	1.7	15	35	32	213%
Criminal Misdemeanor	CM	1.7	21	43	38	181%
Protective Order – Family Abuse	FP	2.5	3	6	2	67%
Protective Order – Stalking/Acts of Violence	PC	1.0	1	1	1	100%
Protective Order - Violation of Protective Order Conviction	PV	1.0	1	1	1	100%
Show Cause	SC	3.1	8	39	16	200%
Civil Support	VS	2.2	17	43	23	135%
Adult Total			68	177	117	172.1%
Juvenile						
Abuse or Nealect	AN	3.0	1	4	3	300%
Capias	CA	0.0	0	1	0	0%
Child in Need of Services	CS	9.0	10	17	1	10%
Custody Visitation	CV	2.8	35	121	72	206%
Delinquency Felonv	DF	7.2	4	17	5	125%
Delinquency Misdemeanor	DM	4.7	16	47	9	56%
Foster Care Review	FC	1.0	2	2	2	100%
Permanency Planning	PH	2.0	2	4	4	200%
Paternity	PT	1.0	4	4	3	75%
Child at Risk of Abuse or Nealect	RI	0.0	2	2	0	0%
Show Cause	SC	0.0	2	3	0	0%
Status Offense	ST	10.0	0	2	1	0%
Traffic	T	2.0	6	16	6	100%
Termination of Parental Rights	TP	3.0	4	7	3	75%
Truancy/Runaway (Child in Need of Supervision)	TR	4.3	2	9	4	200%
Juvenile Total			90	256	113	125.6%
Totals			158	433	230	145.6%



	Total Filings with %
Custody Visitation (CV)	35 22%
Criminal Misdemeanor (CM)	21 13%
Civil Support (VS)	17 11%
Delinquency Misdemeanor (DM)	16 10%
Criminal Felony (CF)	15 9%
Others	54 34%
Total	158 100%

Special Case Activities

Emeraency Protective Order	PE	1.0	2
Temporaray Detention Order	TD	1.0	2

Commonwealth of Virginia
Caseload Statistics of the J&DR District Courts
 May 2016

King George

	Filing Type	Hearings Per Case	Filings	Hearings	Concluded	Clearance Rate
Adult						
Capias	CA	2.7	5	9	3	60%
Criminal Felony	CF	2.0	7	11	4	57%
Criminal Misdemeanor	CM	2.8	10	28	13	130%
Protective Order – Family Abuse	FP	2.5	3	8	2	67%
Other	OT	5.0	0	1	1	0%
Remand Support	RS	1.0	1	1	1	100%
Show Cause	SC	4.5	13	29	10	77%
Restricted License - Support	SL	2.0	0	1	1	0%
Civil Support	VS	1.7	23	41	14	61%
Adult Total			62	129	49	79.0%
Juvenile						
Abuse or Neglect	AN	2.0	4	8	1	25%
Child in Need of Services	CS	3.5	2	10	6	300%
Custody Visitation	CV	2.5	96	230	87	91%
Delinquency Felony	DF	3.8	6	15	6	100%
Delinquency Misdemeanor	DM	1.9	12	35	9	75%
Initial Foster Care Review	IF	1.0	5	5	5	100%
Permanency Planning	PH	1.0	1	1	1	100%
Paternity	PT	1.3	8	9	6	75%
Child at Risk of Abuse or Neglect	RI	2.0	2	4	2	100%
Traffic	T	0.0	5	7	0	0%
Termination of Parental Rights	TP	1.0	1	1	1	100%
Truancy/Runaway (Child in Need of Supervision)	TR	4.0	0	5	2	0%
Juvenile Total			142	330	126	88.7%
Totals			204	459	175	85.8%



	Total Filings with %
Custody Visitation (CV)	96 47%
Civil Support (VS)	23 11%
Show Cause (SC)	13 6%
Delinquency Misdemeanor (DM)	12 6%
Criminal Misdemeanor (CM)	10 5%
Others	50 25%
Total	204 100%

Special Case Activities

Emergency Protective Order	PE	1.0	6
----------------------------	----	-----	---

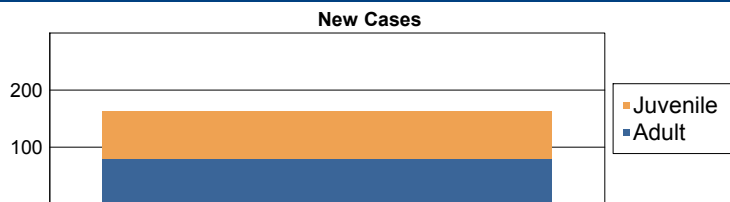
Commonwealth of Virginia
Caseload Statistics of the J&DR District Courts

King George

April 2016

	Filing Type	Hearings Per Case	Filings	Hearings	Concluded	Clearance Rate
Adult						
Capias	CA	1.7	7	12	7	100%
Criminal Felony	CF	1.2	27	28	13	48%
Criminal Misdemeanor	CM	1.9	21	30	11	52%
Protective Order – Family Abuse	FP	2.4	1	6	5	500%
Remand Support	RS	1.0	1	1	1	100%
Show Cause	SC	2.6	7	27	7	100%
Restricted License - Support	SL	1.0	3	3	2	67%
Civil Support	VS	2.3	12	25	14	117%
Adult Total			79	132	60	75.9%
Juvenile						
Abuse or Neglect	AN	4.0	0	2	2	0%
Capias	CA	0.0	1	1	0	0%
Child in Need of Services	CS	1.0	2	4	1	50%
Custody Visitation	CV	2.7	54	123	46	85%
Delinquency Felony	DF	7.0	1	20	2	200%
Delinquency Misdemeanor	DM	5.9	10	33	7	70%
Initial Foster Care Review	IF	1.0	2	2	2	100%
Motion - Modify Protective Order	MP	1.0	1	1	1	100%
Permanency Planning	PH	0.0	0	2	0	0%
Paternity	PT	3.3	1	4	4	400%
Status Offense	ST	0.0	1	1	0	0%
Traffic	T	1.4	5	7	5	100%
Termination of Parental Rights	TP	0.0	0	3	0	0%
Truancy/Runaway (Child in Need of Supervision)	TR	1.0	5	12	1	20%
Juvenile Total			83	215	71	85.5%

Totals			162	347	131	80.9%
---------------	--	--	------------	------------	------------	--------------



	Total Filings with %
Custody Visitation (CV)	54 33%
Criminal Felony (CF)	27 17%
Criminal Misdemeanor (CM)	21 13%
Civil Support (VS)	12 7%
Delinquency Misdemeanor (DM)	10 6%
Others	38 23%
Total	162 100%

Special Case Activities

Emergency Protective Order	PE	1.0	7
----------------------------	----	-----	---

**Commonwealth of Virginia
Caseload Statistics of the J&DR District Courts**

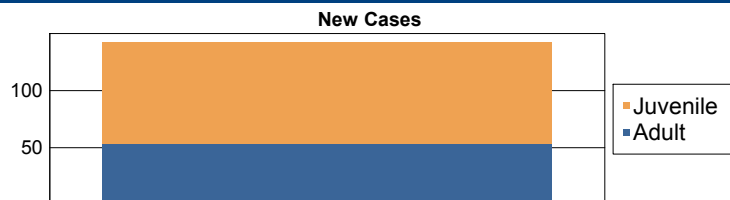
King George

March 2016

	Filing Type	Hearings Per Case	Filings	Hearings	Concluded	Clearance Rate
Adult						
Capias	CA	1.5	3	8	4	133%
Criminal Felony	CF	1.4	8	16	10	125%
Criminal Misdemeanor	CM	2.3	14	35	23	164%
Protective Order – Family Abuse	FP	3.0	3	6	1	33%
Motion - Modifv Protective Order	MP	1.0	1	1	1	100%
Other	OT	0.0	0	1	0	0%
Show Cause	SC	2.7	9	31	11	122%
Civil Support	VS	2.4	15	34	16	107%
Adult Total			53	132	66	124.5%

Juvenile						
Abuse or Neglect	AN	0.0	2	6	0	0%
Protective Order – Non Family Abuse	AP	1.5	2	3	2	100%
Child in Need of Services	CS	6.0	1	9	1	100%
Custody Visitation	CV	2.3	66	176	51	77%
Delinquency Felony	DF	6.3	0	26	3	0%
Delinquency Misdemeanor	DM	3.7	6	51	3	50%
Emancipation	EP	1.0	1	1	1	100%
Permanency Planning	PH	1.0	3	3	3	100%
Paternity	PT	1.8	4	14	6	150%
Show Cause	SC	2.0	0	1	1	0%
Traffic	T	1.0	4	5	1	25%
Truancy/Runaway (Child in Need of Supervision)	TR	0.0	0	1	0	0%
Juvenile Total			89	296	72	80.9%

Totals			142	428	138	97.2%
---------------	--	--	------------	------------	------------	--------------



	Total Filings with %	
Custody Visitation (CV)	66	46%
Civil Support (VS)	15	11%
Criminal Misdemeanor (CM)	14	10%
Show Cause (SC)	9	6%
Criminal Felony (CF)	8	6%
Others	30	21%
Total	142	100%

Special Case Activities

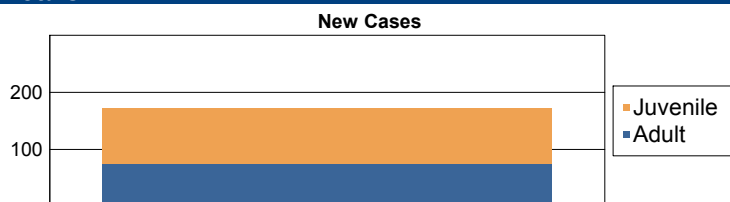
Emergency Protective Order	PE	1.1	9
Emergency Protective Order	PE	1.0	2

Commonwealth of Virginia
Caseload Statistics of the J&DR District Courts

King George

February 2016

	Filing Type	Hearings Per Case	Filings	Hearings	Concluded	Clearance Rate
Adult						
Capias	CA	2.0	5	10	7	140%
Criminal Felonv	CF	1.1	24	30	22	92%
Criminal Misdemeanor	CM	2.1	10	36	20	200%
Protective Order – Family Abuse	FP	1.8	5	12	5	100%
Motion - Modifv Protective Order	MP	1.5	3	4	4	133%
Protective Order - Violation of Protective Order Conviction	PV	1.0	1	1	1	100%
Show Cause	SC	2.5	12	25	8	67%
Civil Support	VS	3.1	14	28	9	64%
Adult Total			74	146	76	102.7%
Juvenile						
Abuse or Neglect	AN	4.0	0	5	5	0%
Child in Need of Services	CS	2.0	4	8	1	25%
Custody Visitation	CV	2.4	69	163	49	71%
Delinquency Felonv	DF	11.0	5	19	2	40%
Delinquency Misdemeanor	DM	3.7	7	34	6	86%
Foster Care Review	FC	1.5	1	2	2	200%
Initial Foster Care Review	IF	1.0	1	1	1	100%
Permanency Planning	PH	0.0	2	2	0	0%
Paternity	PT	2.2	5	11	6	120%
Show Cause	SC	4.0	0	3	3	0%
Traffic	T	2.0	1	2	1	100%
Termination of Parental Rights	TP	0.0	3	3	0	0%
Truancy/Runaway (Child in Need of Supervision)	TR	0.0	0	4	0	0%
Juvenile Total			98	257	76	77.6%
Totals			172	403	152	88.4%



	Total Filings with %	
Custody Visitation (CV)	69	40%
Criminal Felony (CF)	24	14%
Civil Support (VS)	14	8%
Show Cause (SC)	12	7%
Criminal Misdemeanor (CM)	10	6%
Others	43	25%
Total	172	100%

Special Case Activities

Emergency Protective Order	PE	1.0	3
----------------------------	----	-----	---

Commonwealth of Virginia
Caseload Statistics of the J&DR District Courts
January 2016

King George

	Filing Type	Hearings Per Case	Filings	Hearings	Concluded	Clearance Rate
Adult						
Capias	CA	3.8	3	10	4	133%
Criminal Felony	CF	1.0	9	9	9	100%
Criminal Misdemeanor	CM	2.2	18	33	10	56%
Protective Order – Family Abuse	FP	2.3	3	6	3	100%
Other	OT	0.0	0	1	0	0%
Show Cause	SC	3.0	7	29	8	114%
Civil Support	VS	2.1	10	30	21	210%
Adult Total			50	118	55	110.0%
Juvenile						
Abuse or Neglect	AN	5.0	0	9	3	0%
Child in Need of Services	CS	2.0	1	2	1	100%
Custody Visitation	CV	3.0	19	86	22	116%
Delinquency Felony	DF	6.0	4	11	3	75%
Delinquency Misdemeanor	DM	1.7	7	25	3	43%
Foster Care Review	FC	0.0	1	1	0	0%
Paternity	PT	3.0	5	8	2	40%
Show Cause	SC	0.0	1	1	0	0%
Status Offense	ST	10.0	0	1	1	0%
Traffic	T	1.7	2	4	3	150%
Truancy/Runaway (Child in Need of Supervision)	TR	0.0	2	3	0	0%
Juvenile Total			42	151	38	90.5%
Totals			92	269	93	101.1%



	Total Filings with %
Custody Visitation (CV)	19 21%
Criminal Misdemeanor (CM)	18 20%
Civil Support (VS)	10 11%
Criminal Felony (CF)	9 10%
Show Cause (SC)	8 9%
Others	28 30%
Total	92 100%

Special Case Activities

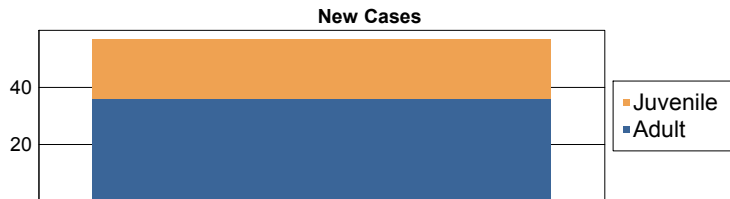
Non-Case	NC	1.0	1
Emergency Protective Order	PE	1.0	9

**Commonwealth of Virginia
Caseload Statistics of the J&DR District Courts**

King William

December 2016

	Filing Type	Hearings Per Case	Filings	Hearings	Concluded	Clearance Rate
Adult						
Capias	CA	1.0	2	3	1	50%
Criminal Felony	CF	2.5	3	5	2	67%
Criminal Misdemeanor	CM	2.5	13	21	6	46%
Protective Order – Family Abuse	FP	1.0	2	2	2	100%
Remand Support	RS	1.0	3	3	3	100%
Show Cause	SC	3.5	2	13	11	550%
Civil Support	VS	1.9	11	15	10	91%
Adult Total			36	62	35	97.2%
Juvenile						
Custody Visitation	CV	1.0	13	21	4	31%
Delinquency Felony	DF	3.0	1	9	1	100%
Delinquency Misdemeanor	DM	3.0	1	8	3	300%
Entrustment Agreement	ET	1.0	1	1	1	100%
Initial Foster Care Review	IF	1.0	1	1	1	100%
Remand Custody	RC	1.0	1	1	1	100%
Remand Visitation	RV	1.0	1	1	1	100%
Status Offense	ST	0.0	0	1	0	0%
Traffic	T	2.0	1	2	1	100%
Termination of Parental Rights	TP	1.0	1	1	1	100%
Juvenile Total			21	46	14	66.7%
Totals			57	108	49	86.0%



	Total Filings with %
Criminal Misdemeanor (CM)	13 23%
Custody Visitation (CV)	13 23%
Civil Support (VS)	11 19%
Criminal Felony (CF)	3 5%
Remand Support (RS)	3 5%
Others	14 25%
Total	57 100%

Special Case Activities

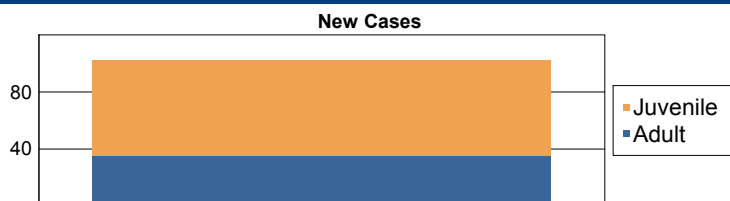
Emergency Protective Order	PE	2.0	2
----------------------------	----	-----	---

**Commonwealth of Virginia
Caseload Statistics of the J&DR District Courts**

King William

November 2016

	Filing Type	Hearings Per Case	Filings	Hearings	Concluded	Clearance Rate
Adult						
Capias	CA	1.5	3	4	2	67%
Criminal Felony	CF	0.0	4	9	0	0%
Criminal Misdemeanor	CM	2.9	9	23	14	156%
Protective Order – Family Abuse	FP	1.0	1	1	1	100%
Other	OT	1.0	1	1	1	100%
Show Cause	SC	2.6	8	18	8	100%
Civil Support	VS	2.1	9	17	7	78%
Adult Total			35	73	33	94.3%
Juvenile						
Custody Visitation	CV	1.5	39	61	53	136%
Delinquency Felony	DF	4.5	14	46	2	14%
Delinquency Misdemeanor	DM	1.5	7	30	2	29%
Foster Care Review	FC	1.0	1	1	1	100%
Paternity	PT	2.0	0	2	1	0%
Show Cause	SC	1.0	1	1	1	100%
Status Offense	ST	0.0	1	2	0	0%
Traffic	T	1.3	4	3	4	100%
Juvenile Total			67	146	64	95.5%
Totals			102	219	97	95.1%



	Total Filings with %	
Custody Visitation (CV)	39	38%
Delinquency Felony (DF)	14	14%
Civil Support (VS)	9	9%
Criminal Misdemeanor (CM)	9	9%
Show Cause (SC)	9	9%
Others	22	22%
Total	102	100%

Special Case Activities

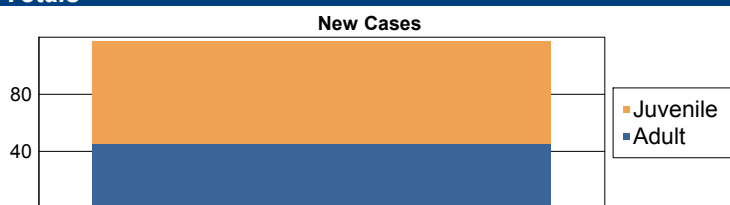
Emergency Protective Order	PE	1.0	9
----------------------------	----	-----	---

Commonwealth of Virginia
Caseload Statistics of the J&DR District Courts

King William

October 2016

	Filing Type	Hearings Per Case	Filings	Hearings	Concluded	Clearance Rate
Adult						
Capias	CA	2.5	1	3	2	200%
Criminal Felonv	CF	3.5	1	3	2	200%
Criminal Misdemeanor	CM	3.3	11	20	4	36%
Protective Order – Family Abuse	FP	3.0	1	3	1	100%
Show Cause	SC	2.3	5	20	12	240%
Civil Support	VS	1.1	26	29	20	77%
Adult Total			45	78	41	91.1%
Juvenile						
Custody Visitation	CV	1.7	33	58	29	88%
Delinquency Felonv	DF	3.0	17	36	3	18%
Delinquency Misdemeanor	DM	2.7	17	33	3	18%
Traffic	T	2.0	5	10	6	120%
Juvenile Total			72	137	41	56.9%
Totals			117	215	82	70.1%



	Total Filings with %	
Custody Visitation (CV)	33	28%
Civil Support (VS)	26	22%
Delinquency Felony (DF)	17	15%
Delinquency Misdemeanor (DM)	17	15%
Criminal Misdemeanor (CM)	11	9%
Others	13	11%
Total	117	100%

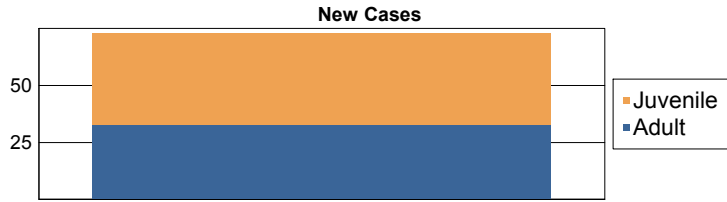
Special Case Activities

Non-Case	NC	1.0	1
Emergency Protective Order	PE	1.0	8

Commonwealth of Virginia
Caseload Statistics of the J&DR District Courts
September 2016

King William

	Filing Type	Hearings Per Case	Filings	Hearings	Concluded	Clearance Rate
Adult						
Capias	CA	0.0	1	1	0	0%
Criminal Felonv	CF	4.0	2	5	1	50%
Criminal Misdemeanor	CM	2.9	1	13	7	700%
Protective Order – Family Abuse	FP	3.0	1	2	1	100%
Motion - Modifv Protective Order	MP	1.0	1	1	1	100%
Protective Order - Violation of Protective Order Conviction	PV	1.0	1	1	1	100%
Show Cause	SC	1.8	12	27	9	75%
Restricted License - Support	SL	1.0	3	3	3	100%
Civil Support	VS	1.4	11	18	14	127%
Adult Total			33	71	37	112.1%
Juvenile						
Custody Visitation	CV	2.0	39	68	49	126%
Delinquencv Felonv	DF	0.0	0	3	0	0%
Delinquencv Misdemeanor	DM	3.5	0	15	4	0%
Traffic	T	2.5	1	4	2	200%
Juvenile Total			40	90	55	137.5%
Totals			73	161	92	126.0%



	Total Filings with %	
Custody Visitation (CV)	39	53%
Show Cause (SC)	12	16%
Civil Support (VS)	11	15%
Restricted License - Support (SL)	3	4%
Criminal Felony (CF)	2	3%
Others	6	8%
Total	73	100%

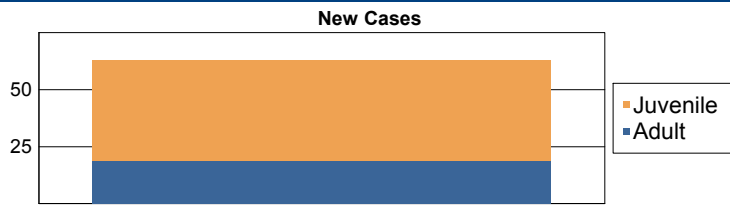
Special Case Activities

Non-Case	NC	1.0	1
Emergency Protective Order	PE	1.0	4
Non-Case	NC	1.0	1

Commonwealth of Virginia
Caseload Statistics of the J&DR District Courts
August 2016

King William

	Filing Type	Hearings Per Case	Filings	Hearings	Concluded	Clearance Rate
Adult						
Protective Order - Non Family Abuse	AP	2.0	0	1	1	0%
Capias	CA	4.4	1	6	5	500%
Criminal Felony	CF	3.0	0	4	2	0%
Criminal Misdemeanor	CM	3.3	7	23	12	171%
Protective Order – Family Abuse	FP	1.0	1	2	1	100%
Motion - Modify Protective Order	MP	1.0	1	1	1	100%
Show Cause	SC	4.0	6	25	13	217%
Civil Support	VS	3.0	3	10	10	333%
Adult Total			19	72	45	236.8%
Juvenile						
Abuse or Neglect	AN	2.0	1	2	1	100%
Custody Visitation	CV	2.4	23	62	28	122%
Delinquency Felony	DF	5.0	3	5	1	33%
Delinquency Misdemeanor	DM	3.8	9	21	6	67%
Emancipation	EP	2.0	1	2	1	100%
Permanency Planning	PH	1.0	1	1	1	100%
Status Offense	ST	1.0	1	1	1	100%
Traffic	T	1.6	5	6	5	100%
Juvenile Total			44	100	44	100.0%
Totals			63	172	89	141.3%



	Total Filings with %
Custody Visitation (CV)	23 37%
Delinquency Misdemeanor (DM)	9 14%
Criminal Misdemeanor (CM)	7 11%
Show Cause (SC)	6 10%
Traffic (T)	5 8%
Others	13 21%
Total	63 100%

Special Case Activities

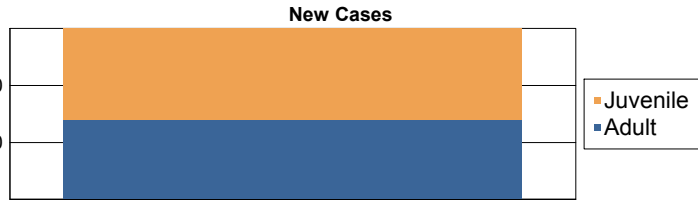
Emergency Protective Order	PE	1.0	6
----------------------------	----	-----	---

Commonwealth of Virginia
Caseload Statistics of the J&DR District Courts

King William

July 2016

	Filing Type	Hearings Per Case	Filings	Hearings	Concluded	Clearance Rate
Adult						
Cabias	CA	1.0	1	3	1	100%
Criminal Felony	CF	5.0	0	2	1	0%
Criminal Misdemeanor	CM	2.7	6	19	11	183%
Protective Order – Family Abuse	FP	0.0	1	1	0	0%
Protective Order - Violation of Protective Order Conviction	PV	1.0	1	1	1	100%
Show Cause	SC	2.0	9	17	5	56%
Civil Support	VS	1.8	10	17	9	90%
Adult Total			28	60	28	100.0%
Juvenile						
Abuse or Neglect	AN	3.0	0	8	5	0%
Custody Visitation	CV	2.1	25	58	22	88%
Delinquency Misdemeanor	DM	2.0	4	5	1	25%
Paternity	PT	0.0	1	2	0	0%
Traffic	T	2.0	2	5	2	100%
Truancy/Runaway (Child in Need of Supervision)	TR	4.0	0	1	1	0%
Juvenile Total			32	79	31	96.9%
Totals			60	139	59	98.3%



	Total Filings with %
Custody Visitation (CV)	25 42%
Civil Support (VS)	10 17%
Show Cause (SC)	9 15%
Criminal Misdemeanor (CM)	6 10%
Delinquency Misdemeanor (DM)	4 7%
Others	6 10%
Total	60 100%

Special Case Activities

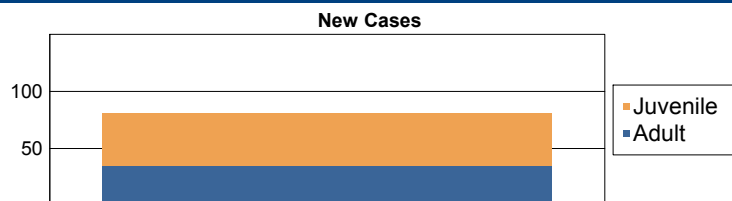
Emergency Protective Order	PE	1.0	6
----------------------------	----	-----	---

Commonwealth of Virginia
Caseload Statistics of the J&DR District Courts

King William

June 2016

	Filing Type	Hearings Per Case	Filings	Hearings	Concluded	Clearance Rate
Adult						
Protective Order - Non Family Abuse	AP	2.0	1	2	1	100%
Capias	CA	0.0	1	6	0	0%
Criminal Felony	CF	2.0	5	10	1	20%
Criminal Misdemeanor	CM	2.7	10	33	7	70%
Protective Order – Family Abuse	FP	2.0	1	2	1	100%
Remand Support	RS	1.0	2	2	2	100%
Show Cause	SC	2.8	8	26	10	125%
Restricted License - Support	SL	1.0	1	1	1	100%
Civil Support	VS	2.9	6	19	13	217%
Adult Total			35	101	36	102.9%
Juvenile						
Abuse or Neglect	AN	0.0	5	7	0	0%
Custody Visitation	CV	1.8	30	55	28	93%
Delinquency Felony	DF	3.0	0	1	1	0%
Delinquency Misdemeanor	DM	3.5	5	16	8	160%
Motion - Modify Protective Order	MP	3.0	0	2	1	0%
Remand Custody	RC	1.0	3	3	3	100%
Traffic	T	2.2	3	8	6	200%
Truancy/Runaway (Child in Need of Supervision)	TR	0.0	0	1	0	0%
Juvenile Total			46	93	47	102.2%
Totals			81	194	83	102.5%



	Total Filings with %
Custody Visitation (CV)	30 37%
Criminal Misdemeanor (CM)	10 12%
Show Cause (SC)	8 10%
Civil Support (VS)	6 7%
Abuse or Neglect (AN)	5 6%
Others	22 27%
Total	81 100%

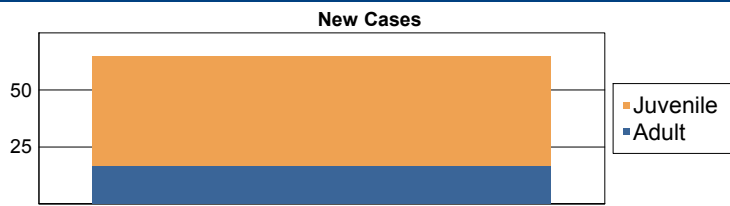
Special Case Activities

Emergency Protective Order	PE	1.0	14
Emergency Custody Order	EC	1.0	2

Commonwealth of Virginia
Caseload Statistics of the J&DR District Courts
 May 2016

King William

	Filing Type	Hearings Per Case	Filings	Hearings	Concluded	Clearance Rate
Adult						
Capias	CA	2.0	2	4	4	200%
Criminal Felony	CF	0.0	1	2	0	0%
Criminal Misdemeanor	CM	3.0	5	11	3	60%
Remand Support	RS	1.0	1	1	1	100%
Show Cause	SC	3.3	1	8	3	300%
Restricted License - Support	SL	1.0	1	1	1	100%
Civil Support	VS	2.3	6	15	9	150%
Adult Total			17	42	21	123.5%
Juvenile						
Custody Visitation	CV	1.5	32	44	26	81%
Delinquency Felony	DF	0.0	0	1	0	0%
Delinquency Misdemeanor	DM	3.0	2	3	2	100%
Motion - Modify Protective Order	MP	0.0	1	1	0	0%
Paternity	PT	0.0	1	1	0	0%
Remand Custody	RC	1.0	5	5	5	100%
Remand Visitation	RV	1.0	3	3	3	100%
Traffic	T	1.0	4	4	1	25%
Juvenile Total			48	62	37	77.1%
Totals			65	104	58	89.2%



	Total Filings with %
Custody Visitation (CV)	32 49%
Civil Support (VS)	6 9%
Criminal Misdemeanor (CM)	5 8%
Remand Custody (RC)	5 8%
Traffic (T)	4 6%
Others	13 20%
Total	65 100%

Special Case Activities

Emergency Protective Order	PE	1.0	3
----------------------------	----	-----	---

**Commonwealth of Virginia
Caseload Statistics of the J&DR District Courts**

King William

April 2016

	Filing Type	Hearings Per Case	Filings	Hearings	Concluded	Clearance Rate
Adult						
Protective Order - Non Family Abuse	AP	0.0	1	1	0	0%
Capias	CA	3.0	0	4	3	0%
Criminal Felony	CF	3.7	1	8	6	600%
Criminal Misdemeanor	CM	2.7	10	27	13	130%
Protective Order – Family Abuse	FP	3.0	0	1	1	0%
Other	OT	1.0	1	1	1	100%
Show Cause	SC	3.1	7	21	13	186%
Restricted License - Support	SL	1.0	2	2	2	100%
Civil Support	VS	1.5	12	22	13	108%
Adult Total			34	87	52	152.9%
Juvenile						
Custody Visitation	CV	2.5	19	39	21	111%
Delinquency Felony	DF	2.0	0	1	1	0%
Delinquency Misdemeanor	DM	2.0	1	2	1	100%
Foster Care Review	FC	1.0	1	1	1	100%
Permanency Planning	PH	1.0	1	1	1	100%
Remand Custody	RC	1.0	7	7	7	100%
Remand Visitation	RV	1.0	7	7	7	100%
Traffic	T	2.0	5	9	7	140%
Juvenile Total			41	67	46	112.2%
Totals			75	154	98	130.7%

New Cases



	Total Filings with %
Custody Visitation (CV)	19 25%
Civil Support (VS)	12 16%
Criminal Misdemeanor (CM)	10 13%
Remand Custody (RC)	7 9%
Remand Visitation (RV)	7 9%
Others	20 27%
Total	75 100%

Special Case Activities

Emergency Protective Order	PE	1.0	4
----------------------------	----	-----	---

Commonwealth of Virginia
Caseload Statistics of the J&DR District Courts

King William

March 2016

	Filing Type	Hearings Per Case	Filings	Hearings	Concluded	Clearance Rate
Adult						
Capias	CA	4.0	1	6	1	100%
Criminal Felonv	CF	2.9	0	16	11	0%
Criminal Misdemeanor	CM	3.8	5	19	9	180%
Show Cause	SC	3.1	8	25	7	88%
Restricted License - Support	SL	1.0	1	1	1	100%
Civil Support	VS	2.0	6	13	9	150%
Adult Total			21	80	38	181.0%
Juvenile						
Custody Visitation	CV	1.8	27	49	32	119%
Delinquency Felonv	DF	3.0	1	3	2	200%
Delinquency Misdemeanor	DM	3.8	0	11	10	0%
Permanency Planning	PH	1.0	1	1	1	100%
Remand Custody	RC	1.0	1	1	1	100%
Remand Visitation	RV	1.0	1	1	1	100%
Traffic	T	1.8	7	14	9	129%
Termination of Parental Rights	TP	1.0	2	2	2	100%
Truancy/Runaway (Child in Need of Supervision)	TR	3.0	0	4	4	0%
Juvenile Total			40	86	62	155.0%
Totals			61	166	100	163.9%



	Total Filings with %	
Custody Visitation (CV)	27	44%
Show Cause (SC)	8	13%
Traffic (T)	7	11%
Civil Support (VS)	6	10%
Criminal Misdemeanor (CM)	5	8%
Others	8	13%
Total	61	100%

Special Case Activities

Emergency Protective Order	PE	1.0	1
----------------------------	----	-----	---

**Commonwealth of Virginia
Caseload Statistics of the J&DR District Courts**


King William

February 2016

	Filing Type	Hearings Per Case	Filings	Hearings	Concluded	Clearance Rate
Adult						
Capias	CA	1.0	4	10	2	50%
Criminal Felony	CF	0.0	1	10	0	0%
Criminal Misdemeanor	CM	3.1	4	24	8	200%
Protective Order – Family Abuse	FP	2.0	1	4	2	200%
Motion - Modifv Protective Order	MP	2.0	0	1	1	0%
Protective Order - Violation of Protective Order Conviction	PV	1.0	1	1	1	100%
Show Cause	SC	1.7	18	34	19	106%
Civil Support	VS	1.5	9	16	11	122%
Adult Total			38	100	44	115.8%

Juvenile						
Custody Visitation	CV	2.0	29	58	41	141%
Delinquency Felony	DF	3.0	1	2	1	100%
Delinquency Misdemeanor	DM	3.6	1	16	9	900%
Remand Custody	RC	1.0	3	3	3	100%
Remand Visitation	RV	1.0	3	3	3	100%
Traffic	T	2.6	2	8	5	250%
Truancy/Runaway (Child in Need of Supervision)	TR	2.0	0	6	1	0%
Juvenile Total			39	96	63	161.5%

Totals			77	196	107	139.0%
---------------	--	--	-----------	------------	------------	---------------



	Total Filings with %	
Custody Visitation (CV)	29	38%
Show Cause (SC)	18	23%
Civil Support (VS)	9	12%
Capias (CA)	4	5%
Criminal Misdemeanor (CM)	4	5%
Others	13	17%
Total	77	100%

Special Case Activities

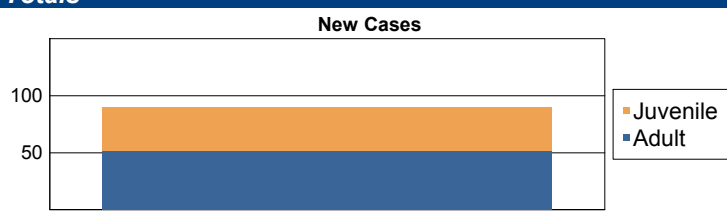
Non-Case	NC	1.0	1
Emergency Protective Order	PE	1.0	4

Commonwealth of Virginia
Caseload Statistics of the J&DR District Courts

King William

January 2016

	Filing Type	Hearings Per Case	Filings	Hearings	Concluded	Clearance Rate
Adult						
Capias	CA	2.8	0	5	4	0%
Criminal Felony	CF	2.5	16	28	6	38%
Criminal Misdemeanor	CM	3.0	14	33	4	29%
Protective Order – Family Abuse	FP	0.0	2	2	0	0%
Motion - Modifv Protective Order	MP	0.0	1	1	0	0%
Show Cause	SC	2.0	7	20	4	57%
Restricted License - Support	SL	1.0	2	2	2	100%
Civil Support	VS	1.0	10	11	3	30%
Adult Total			52	102	23	44.2%
Juvenile						
Custody Visitation	CV	1.9	22	39	23	105%
Delinquency Misdemeanor	DM	0.0	4	9	0	0%
Traffic	T	1.0	6	7	2	33%
Truancy/Runaway (Child in Need of Supervision)	TR	0.0	6	6	0	0%
Juvenile Total			38	61	25	65.8%
Totals			90	163	48	53.3%



	Total Filings with %	
Custody Visitation (CV)	22	24%
Criminal Felony (CF)	16	18%
Criminal Misdemeanor (CM)	14	16%
Civil Support (VS)	10	11%
Show Cause (SC)	7	8%
Others	21	23%
Total	90	100%

Special Case Activities

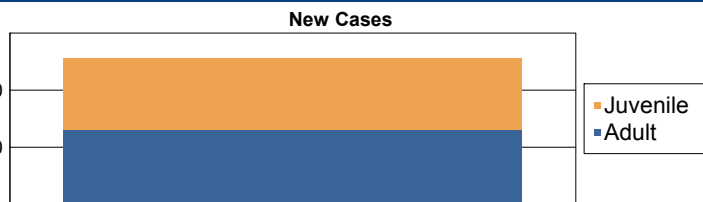
Emergency Protective Order	PE	1.1	11
----------------------------	----	-----	----

Commonwealth of Virginia
Caseload Statistics of the J&DR District Courts

Lancaster

December 2016

	Filing Type	Hearings Per Case	Filings	Hearings	Concluded	Clearance Rate
Adult						
Protective Order - Non Family Abuse	AP	2.0	0	1	1	0%
Capias	CA	1.0	1	1	1	100%
Criminal Felony	CF	2.0	9	14	9	100%
Criminal Misdemeanor	CM	1.8	12	24	13	108%
Protective Order – Family Abuse	FP	1.0	1	1	1	100%
Motion - Modify Protective Order	MP	1.0	1	1	1	100%
Other	OT	4.0	0	1	1	0%
Show Cause	SC	1.0	2	2	1	50%
Civil Support	VS	0.0	0	5	0	0%
Adult Total			26	50	28	107.7%
Juvenile						
Relief of Custody	CR	1.0	1	1	1	100%
Child in Need of Services	CS	2.0	3	7	1	33%
Custody Visitation	CV	1.2	15	30	9	60%
Delinquency Felony	DF	0.0	1	2	0	0%
Delinquency Misdemeanor	DM	2.0	3	10	2	67%
Initial Foster Care Review	IF	1.0	1	1	1	100%
Show Cause	SC	0.0	0	1	0	0%
Traffic	T	2.0	0	2	2	0%
Truancy/Runaway (Child in Need of Supervision)	TR	0.0	1	1	0	0%
Juvenile Total			25	55	16	64.0%
Totals			51	105	44	86.3%



	Total Filings with %
Custody Visitation (CV)	15 29%
Criminal Misdemeanor (CM)	12 24%
Criminal Felony (CF)	9 18%
Child in Need of Services (CS)	3 6%
Delinquency Misdemeanor (DM)	3 6%
Others	9 18%
Total	51 100%

Special Case Activities

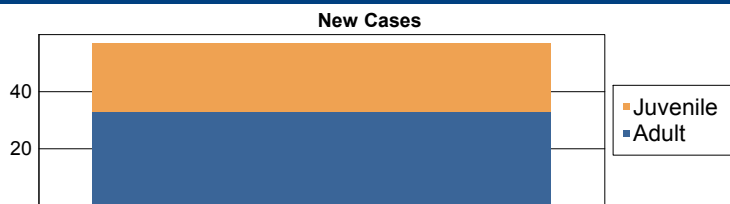
Emergency Protective Order	PE	1.0	7
----------------------------	----	-----	---

Commonwealth of Virginia
Caseload Statistics of the J&DR District Courts

Lancaster

November 2016

	Filing Type	Hearings Per Case	Filings	Hearings	Concluded	Clearance Rate
Adult						
Protective Order - Non Family Abuse	AP	0.0	1	1	0	0%
Capias	CA	0.0	1	3	0	0%
Criminal Felony	CF	1.0	3	10	1	33%
Criminal Misdemeanor	CM	2.3	11	31	16	145%
Motion - Modify Protective Order	MP	1.0	3	3	3	100%
Other	OT	1.0	3	3	2	67%
Protective Order - Violation of Protective Order Conviction	PV	1.0	1	1	1	100%
Show Cause	SC	3.0	2	18	3	150%
Restricted License - Support	SL	2.0	0	2	1	0%
Civil Support	VS	1.3	8	14	4	50%
Adult Total			33	86	31	93.9%
Juvenile						
Child in Need of Services	CS	0.0	2	2	0	0%
Custody Visitation	CV	1.0	17	33	5	29%
Delinquency Felony	DF	0.0	0	1	0	0%
Delinquency Misdemeanor	DM	3.0	2	10	2	100%
Permanency Planning	PH	1.0	1	1	1	100%
Traffic	T	1.5	2	3	2	100%
Juvenile Total			24	50	10	41.7%
Totals			57	136	41	71.9%



	Total Filings with %	
Custody Visitation (CV)	17	30%
Criminal Misdemeanor (CM)	11	19%
Civil Support (VS)	8	14%
Criminal Felony (CF)	3	5%
Motion - Modify Protective Order (MP)	3	5%
Others	15	26%
Total	57	100%

Special Case Activities

Emergency Protective Order	PE	1.0	8
Non-Case	NC	1.0	2

Commonwealth of Virginia
Caseload Statistics of the J&DR District Courts

Lancaster

October 2016

	Filing Type	Hearings Per Case	Filings	Hearings	Concluded	Clearance Rate
Adult						
Capias	CA	1.0	2	4	2	100%
Criminal Felony	CF	1.8	4	7	6	150%
Criminal Misdemeanor	CM	3.4	1	18	7	700%
Other	OT	0.0	0	1	0	0%
Protective Order – Stalking/Acts of Violence	PC	1.0	1	1	1	100%
Protective Order - Violation of Protective Order Conviction	PV	1.0	1	1	1	100%
Show Cause	SC	2.2	9	21	5	56%
Restricted License - Support	SL	0.0	1	1	0	0%
Civil Support	VS	1.2	10	15	11	110%
Adult Total			29	69	33	113.8%
Juvenile						
Child in Need of Services	CS	0.0	0	2	0	0%
Custody Visitation	CV	2.3	25	40	16	64%
Delinquency Felony	DF	0.0	0	4	0	0%
Delinquency Misdemeanor	DM	0.0	5	12	0	0%
Permanency Planning	PH	1.0	1	1	1	100%
Show Cause	SC	0.0	0	1	0	0%
Traffic	T	1.0	3	2	1	33%
Juvenile Total			34	62	18	52.9%
Totals			63	131	51	81.0%



	Total Filings with %	
Custody Visitation (CV)	25	40%
Civil Support (VS)	10	16%
Show Cause (SC)	9	14%
Delinquency Misdemeanor (DM)	5	8%
Criminal Felony (CF)	4	6%
Others	10	16%
Total	63	100%

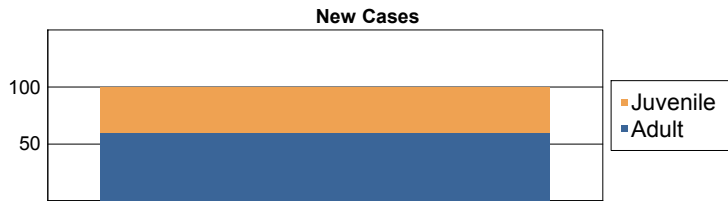
Special Case Activities

Non-Case	NC	1.0	1
Non-Case	NC	1.0	1

Commonwealth of Virginia
Caseload Statistics of the J&DR District Courts
September 2016

Lancaster

	Filing Type	Hearings Per Case	Filings	Hearings	Concluded	Clearance Rate
Adult						
Capias	CA	1.2	5	6	5	100%
Criminal Felony	CF	1.1	12	14	11	92%
Criminal Misdemeanor	CM	2.0	24	33	21	88%
Show Cause	SC	3.0	7	17	4	57%
Restricted License - Support	SL	2.0	0	2	1	0%
Civil Support	VS	1.8	12	20	12	100%
Adult Total			60	92	54	90.0%
Juvenile						
Custody Visitation	CV	1.5	30	39	17	57%
Delinquency Felony	DF	4.0	4	9	4	100%
Delinquency Misdemeanor	DM	6.0	2	18	6	300%
Status Offense	ST	1.0	1	1	1	100%
Traffic	T	2.3	3	5	3	100%
Juvenile Total			40	72	31	77.5%
Totals			100	164	85	85.0%



	Total Filings with %	
Custody Visitation (CV)	30	30%
Criminal Misdemeanor (CM)	24	24%
Civil Support (VS)	12	12%
Criminal Felony (CF)	12	12%
Show Cause (SC)	7	7%
Others	15	15%
Total	100	100%

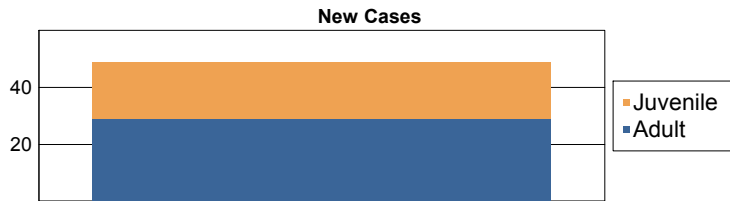
Special Case Activities

Emergency Protective Order	PE	1.0	5
----------------------------	----	-----	---

Commonwealth of Virginia
Caseload Statistics of the J&DR District Courts
August 2016

Lancaster

	Filing Type	Hearings Per Case	Filings	Hearings	Concluded	Clearance Rate
Adult						
Capias	CA	1.0	4	4	3	75%
Criminal Felonv	CF	1.5	3	5	4	133%
Criminal Misdemeanor	CM	3.0	8	27	7	88%
Protective Order – Family Abuse	FP	2.8	0	4	4	0%
Motion - Modifv Protective Order	MP	1.0	1	1	1	100%
Other	OT	0.0	0	1	0	0%
Show Cause	SC	9.1	5	23	9	180%
Restricted License - Support	SL	0.0	1	2	0	0%
Civil Support	VS	1.7	7	16	9	129%
Adult Total			29	83	37	127.6%
Juvenile						
Child in Need of Services	CS	3.0	0	3	1	0%
Custody Visitation	CV	1.0	6	9	5	83%
Delinquency Felonv	DF	0.0	0	3	0	0%
Delinquency Misdemeanor	DM	0.0	6	15	0	0%
Foster Care Review	FC	1.0	1	1	1	100%
Permanency Planning	PH	1.0	1	1	1	100%
Show Cause	SC	2.0	1	2	1	100%
Traffic	T	2.1	5	16	9	180%
Juvenile Total			20	50	18	90.0%
Totals			49	133	55	112.2%



	Total Filings with %	
Criminal Misdemeanor (CM)	8	16%
Civil Support (VS)	7	14%
Custody Visitation (CV)	6	12%
Delinquency Misdemeanor (DM)	6	12%
Show Cause (SC)	6	12%
Others	16	33%
Total	49	100%

Special Case Activities

Emergency Protective Order	PE	1.0	3
Non-Case	NC	1.0	1

Commonwealth of Virginia
Caseload Statistics of the J&DR District Courts

Lancaster

July 2016

	Filing Type	Hearings Per Case	Filings	Hearings	Concluded	Clearance Rate
Adult						
Capias	CA	0.0	1	5	0	0%
Criminal Felonv	CF	0.0	3	4	0	0%
Criminal Misdemeanor	CM	1.4	9	13	7	78%
Protective Order – Family Abuse	FP	2.0	2	4	1	50%
Show Cause	SC	2.2	2	12	6	300%
Civil Support	VS	1.3	7	11	3	43%
Adult Total			24	49	17	70.8%
Juvenile						
Abuse or Neglect	AN	4.0	0	2	2	0%
Relief of Custody	CR	2.0	0	1	1	0%
Custody Visitation	CV	1.3	20	25	17	85%
Delinquency Felonv	DF	0.0	0	1	0	0%
Delinquency Misdemeanor	DM	1.0	3	4	1	33%
Foster Care Review	FC	1.0	1	1	1	100%
Show Cause	SC	0.0	1	1	0	0%
Status Offense	ST	5.0	0	3	3	0%
Traffic	T	1.1	11	8	8	73%
Juvenile Total			36	46	33	91.7%
Totals			60	95	50	83.3%



	Total Filings with %	
Custody Visitation (CV)	20	33%
Traffic (T)	11	18%
Criminal Misdemeanor (CM)	9	15%
Civil Support (VS)	7	12%
Criminal Felony (CF)	3	5%
Others	10	17%
Total	60	100%

Special Case Activities

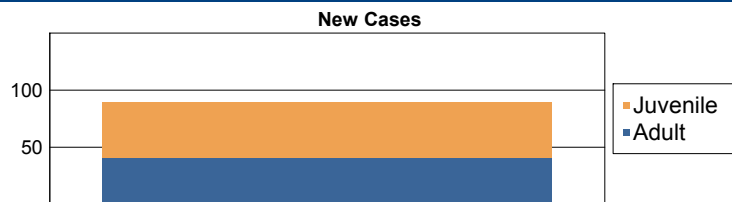
Emergency Protective Order	PE	1.0	5
----------------------------	----	-----	---

Commonwealth of Virginia
Caseload Statistics of the J&DR District Courts

Lancaster

June 2016

	Filing Type	Hearings Per Case	Filings	Hearings	Concluded	Clearance Rate
Adult						
Cabias	CA	1.0	1	1	1	100%
Criminal Felonv	CF	1.8	4	12	9	225%
Criminal Misdemeanor	CM	2.1	13	24	13	100%
Protective Order – Family Abuse	FP	2.0	3	6	2	67%
Other	OT	0.0	1	1	0	0%
Remand Support	RS	1.0	2	2	2	100%
Show Cause	SC	4.8	8	33	12	150%
Restricted License - Support	SL	0.0	0	1	0	0%
Civil Support	VS	1.8	9	17	10	111%
Adult Total			41	97	49	119.5%
Juvenile						
Abuse or Neglect	AN	0.0	2	6	0	0%
Relief of Custodv	CR	2.0	1	2	1	100%
Child in Need of Services	CS	5.0	0	8	5	0%
Custody Visitation	CV	2.1	19	31	27	142%
Delinquency Felonv	DF	1.0	5	5	4	80%
Delinquency Misdemeanor	DM	2.4	11	18	13	118%
Remand Custody	RC	1.0	2	2	2	100%
Remand Visitation	RV	1.0	1	1	1	100%
Traffic	T	1.4	8	11	7	88%
Juvenile Total			49	84	60	122.4%
Totals			90	181	109	121.1%



	Total Filings with %
Custody Visitation (CV)	19 21%
Criminal Misdemeanor (CM)	13 14%
Delinquency Misdemeanor (DM)	11 12%
Civil Support (VS)	9 10%
Show Cause (SC)	8 9%
Others	30 33%
Total	90 100%

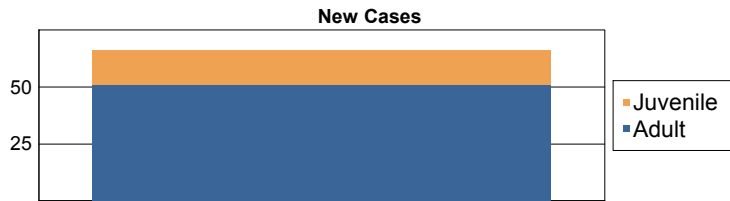
Special Case Activities

Emergency Protective Order	PE	1.0	9
----------------------------	----	-----	---

Commonwealth of Virginia
Caseload Statistics of the J&DR District Courts
 May 2016

Lancaster

	Filing Type	Hearings Per Case	Filings	Hearings	Concluded	Clearance Rate
Adult						
Capias	CA	1.0	3	4	3	100%
Criminal Felony	CF	1.0	23	23	21	91%
Criminal Misdemeanor	CM	1.7	8	15	7	88%
Protective Order – Family Abuse	FP	0.0	1	1	0	0%
Show Cause	SC	3.2	7	26	5	71%
Restricted License - Support	SL	7.0	0	2	1	0%
Civil Support	VS	2.4	9	15	9	100%
Adult Total			51	86	46	90.2%
Juvenile						
Child in Need of Services	CS	0.0	2	4	0	0%
Custody Visitation	CV	1.9	9	14	9	100%
Delinquency Misdemeanor	DM	2.0	2	4	2	100%
Traffic	T	0.0	2	2	0	0%
Juvenile Total			15	24	11	73.3%
Totals			66	110	57	86.4%



	Total Filings with %	
Criminal Felony (CF)	23	35%
Civil Support (VS)	9	14%
Custody Visitation (CV)	9	14%
Criminal Misdemeanor (CM)	8	12%
Show Cause (SC)	7	11%
Others	10	15%
Total	66	100%

Special Case Activities

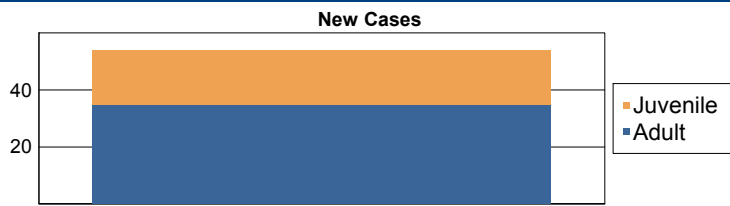
Emergency Protective Order	PE	1.0	11
Temporary Detention Order	TD	1.0	2

**Commonwealth of Virginia
Caseload Statistics of the J&DR District Courts**

Lancaster

April 2016

	Filing Type	Hearings Per Case	Filings	Hearings	Concluded	Clearance Rate
Adult						
Capias	CA	20.0	3	7	5	167%
Criminal Felony	CF	2.9	6	15	8	133%
Criminal Misdemeanor	CM	1.6	9	17	11	122%
Protective Order – Family Abuse	FP	3.0	2	5	2	100%
Show Cause	SC	2.8	9	29	4	44%
Restricted License - Support	SL	0.0	0	2	0	0%
Civil Support	VS	1.7	6	10	3	50%
Adult Total			35	85	33	94.3%
Juvenile						
Relief of Custody	CR	0.0	1	1	0	0%
Child in Need of Services	CS	2.0	2	6	1	50%
Custody Visitation	CV	2.0	13	27	16	123%
Delinquency Misdemeanor	DM	6.0	0	3	1	0%
Foster Care Review	FC	1.0	1	1	1	100%
Initial Foster Care Review	IF	1.0	1	1	1	100%
Permanency Planning	PH	1.0	1	1	1	100%
Traffic	T	2.0	0	1	1	0%
Juvenile Total			19	41	22	115.8%
Totals			54	126	55	101.9%



	Total Filings with %	
Custody Visitation (CV)	13	24%
Criminal Misdemeanor (CM)	9	17%
Show Cause (SC)	9	17%
Civil Support (VS)	6	11%
Criminal Felony (CF)	6	11%
Others	11	20%
Total	54	100%

Special Case Activities

Emergency Protective Order	PE	1.0	2
Temporary Detention Order	TD	1.0	2

**Commonwealth of Virginia
Caseload Statistics of the J&DR District Courts**

Lancaster

March 2016

	Filing Type	Hearings Per Case	Filings	Hearings	Concluded	Clearance Rate
Adult						
Capias	CA	4.3	1	5	3	300%
Criminal Felony	CF	1.0	3	6	3	100%
Criminal Misdemeanor	CM	2.3	5	10	6	120%
Protective Order – Family Abuse	FP	2.0	1	4	2	200%
Show Cause	SC	4.4	4	34	12	300%
Restricted License - Support	SL	2.0	1	2	1	100%
Civil Support	VS	1.5	7	10	6	86%
Adult Total			22	71	33	150.0%
Juvenile						
Child in Need of Services	CS	5.0	1	4	2	200%
Custody Visitation	CV	2.1	11	28	16	145%
Delinquency Felony	DF	4.5	0	4	2	0%
Delinquency Misdemeanor	DM	5.1	2	14	7	350%
Initial Foster Care Review	IF	1.0	1	1	1	100%
Permanency Planning	PH	1.0	1	1	1	100%
Child at Risk of Abuse or Neglect	RI	6.0	0	1	1	0%
Show Cause	SC	4.0	0	1	1	0%
Traffic	T	1.0	1	2	1	100%
Juvenile Total			17	56	32	188.2%
Totals			39	127	65	166.7%



	Total Filings with %
Custody Visitation (CV)	11 28%
Civil Support (VS)	7 18%
Criminal Misdemeanor (CM)	5 13%
Show Cause (SC)	4 10%
Criminal Felony (CF)	3 8%
Others	9 23%
Total	39 100%

Special Case Activities

Emergency Protective Order	PE	1.0	2
----------------------------	----	-----	---

**Commonwealth of Virginia
Caseload Statistics of the J&DR District Courts**

Lancaster

February 2016

	Filing Type	Hearings Per Case	Filings	Hearings	Concluded	Clearance Rate
Adult						
Capias	CA	4.0	0	5	1	0%
Criminal Felonv	CF	1.6	17	23	20	118%
Criminal Misdemeanor	CM	2.7	9	20	11	122%
Protective Order – Family Abuse	FP	2.5	3	6	2	67%
Motion - Modifv Protective Order	MP	1.0	5	5	5	100%
Show Cause	SC	2.3	4	26	4	100%
Civil Support	VS	2.4	5	9	7	140%
Adult Total			43	94	50	116.3%
Juvenile						
Relief of Custodv	CR	1.0	2	2	2	100%
Child in Need of Services	CS	8.0	1	4	1	100%
Custody Visitation	CV	2.0	8	12	1	13%
Delinquencv Felonv	DF	0.0	3	8	0	0%
Delinquencv Misdemeanor	DM	3.0	1	12	3	300%
Show Cause	SC	0.0	0	1	0	0%
Traffic	T	1.0	4	2	2	50%
Termination of Parental Rihts	TP	1.0	2	2	2	100%
Juvenile Total			21	43	11	52.4%
Totals			64	137	61	95.3%



	Total Filings with %
Criminal Felony (CF)	17 27%
Criminal Misdemeanor (CM)	9 14%
Custody Visitation (CV)	8 13%
Civil Support (VS)	5 8%
Motion - Modify Protective Order (MP)	5 8%
Others	20 31%
Total	64 100%

Special Case Activities

Emeraencv Protective Order	PE	1.0	6
----------------------------	----	-----	---

Commonwealth of Virginia
Caseload Statistics of the J&DR District Courts

Lancaster

January 2016

	Filing Type	Hearings Per Case	Filings	Hearings	Concluded	Clearance Rate
Adult						
Capias	CA	3.0	0	9	4	0%
Criminal Felony	CF	1.0	20	24	14	70%
Criminal Misdemeanor	CM	1.5	9	20	13	144%
Protective Order – Family Abuse	FP	2.0	0	1	1	0%
Remand Support	RS	1.0	1	1	1	100%
Show Cause	SC	3.2	6	30	6	100%
Restricted License - Support	SL	0.0	1	1	0	0%
Civil Support	VS	1.6	8	14	8	100%
Adult Total			45	100	47	104.4%
Juvenile						
Child in Need of Services	CS	16.0	0	5	1	0%
Custody Visitation	CV	1.4	14	30	16	114%
Delinquency Felony	DF	0.0	1	6	0	0%
Delinquency Misdemeanor	DM	0.0	1	8	0	0%
Initial Foster Care Review	IF	1.0	2	2	2	100%
Permanency Planning	PH	1.0	1	1	1	100%
Remand Custody	RC	1.0	2	2	2	100%
Child at Risk of Abuse or Neglect	RI	0.0	0	1	0	0%
Remand Visitation	RV	1.0	2	2	2	100%
Show Cause	SC	0.0	0	1	0	0%
Status Offense	ST	0.0	0	3	0	0%
Juvenile Total			23	61	24	104.3%
Totals			68	161	71	104.4%



	Total Filings with %
Criminal Felony (CF)	20 29%
Custody Visitation (CV)	14 21%
Criminal Misdemeanor (CM)	9 13%
Civil Support (VS)	8 12%
Show Cause (SC)	6 9%
Others	11 16%
Total	68 100%

Special Case Activities

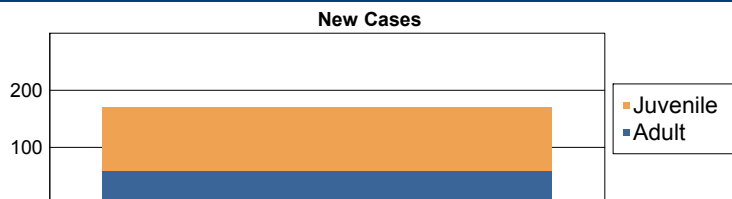
Emergency Protective Order	PE	1.0	3
----------------------------	----	-----	---

Commonwealth of Virginia
Caseload Statistics of the J&DR District Courts

Lee

December 2016

	Filing Type	Hearings Per Case	Filings	Hearings	Concluded	Clearance Rate
Adult						
Capias	CA	3.8	1	9	4	400%
Criminal Felony	CF	2.2	1	17	5	500%
Criminal Misdemeanor	CM	2.2	16	29	10	63%
Protective Order – Family Abuse	FP	1.8	7	11	6	86%
Remand Support	RS	1.0	10	10	10	100%
Show Cause	SC	7.4	11	45	20	182%
Civil Support	VS	2.0	12	18	9	75%
Adult Total			58	139	64	110.3%
Juvenile						
Abuse or Neglect	AN	3.5	0	7	4	0%
Relief of Custody	CR	0.0	3	3	0	0%
Child in Need of Services	CS	0.0	1	1	0	0%
Custody Visitation	CV	2.9	29	93	27	93%
Delinquency Felony	DF	0.0	0	1	0	0%
Delinquency Misdemeanor	DM	3.0	3	10	1	33%
Entrustment Agreement	ET	1.0	3	3	3	100%
Foster Care Review	FC	1.0	7	7	7	100%
Initial Foster Care Review	IF	1.0	6	6	6	100%
Juvenile Support	JS	0.0	0	1	0	0%
Permanency Planning	PH	1.0	2	2	2	100%
Remand Custody	RC	1.0	20	20	20	100%
Child at Risk of Abuse or Neglect	RI	1.0	2	2	2	100%
Remand Visitation	RV	1.0	20	20	20	100%
Status Offense	ST	6.5	0	4	2	0%
Traffic	T	1.3	12	13	12	100%
Truancy/Runaway (Child in Need of Supervision)	TR	1.0	3	6	1	33%
	VA	1.0	1	1	1	100%
Juvenile Total			112	200	108	96.4%
Totals			170	339	172	101.2%



	Total Filings with %
Custody Visitation (CV)	29 17%
Remand Custody (RC)	20 12%
Remand Visitation (RV)	20 12%
Criminal Misdemeanor (CM)	16 9%
Civil Support (VS)	12 7%
Others	73 43%
Total	170 100%

Special Case Activities

Emergency Protective Order	PE	1.0	14
----------------------------	----	-----	----

Commonwealth of Virginia
Caseload Statistics of the J&DR District Courts

Lee

November 2016

	Filing Type	Hearings Per Case	Filings	Hearings	Concluded	Clearance Rate
Adult						
Capias	CA	3.3	6	15	8	133%
Criminal Felonv	CF	4.0	14	16	2	14%
Criminal Misdemeanor	CM	3.8	13	21	6	46%
Protective Order – Family Abuse	FP	1.7	14	26	14	100%
Other	OT	2.3	0	14	6	0%
Remand Support	RS	1.0	1	1	1	100%
Show Cause	SC	7.6	7	66	27	386%
Restricted License - Support	SL	1.0	1	1	1	100%
Civil Support	VS	1.9	8	19	10	125%
Adult Total			64	179	75	117.2%
Juvenile						
Abuse or Neglect	AN	2.6	10	23	7	70%
Relief of Custodv	CR	1.0	2	2	2	100%
Custodv Visitation	CV	3.6	36	104	44	122%
Delinquency Felonv	DF	0.0	0	1	0	0%
Delinquency Misdemeanor	DM	1.8	4	8	4	100%
Emancipation	EP	0.0	1	1	0	0%
Entrustment Agreement	ET	1.0	3	3	3	100%
Foster Care Review	FC	1.0	4	4	4	100%
Protective Order – Family Abuse	FP	2.0	1	2	1	100%
Initial Foster Care Review	IF	1.0	2	2	2	100%
Permanency Planning	PH	1.0	2	2	2	100%
Paternity	PT	2.3	0	3	3	0%
Status Offense	ST	1.5	5	10	2	40%
Traffic	T	1.0	2	4	2	100%
Termination of Parental Rihts	TP	1.5	3	4	2	67%
Truancy/Runaway (Child in Need of Supervision)	TR	2.0	2	19	2	100%
	VA	1.0	1	1	1	100%
Juvenile Total			78	193	81	103.8%
Totals			142	372	156	109.9%



	Total Filings with %
Custody Visitation (CV)	36 25%
Protective Order – Family Abuse (FP)	15 11%
Criminal Felony (CF)	14 10%
Criminal Misdemeanor (CM)	13 9%
Abuse or Neglect (AN)	10 7%
Others	54 38%
Total	142 100%

Special Case Activities

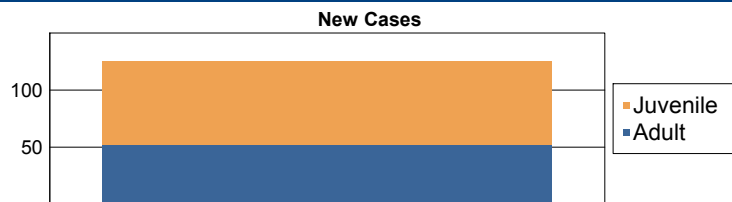
Emergency Protective Order	PE	1.0	17
Emergency Protective Order	PE	1.0	2

Commonwealth of Virginia
Caseload Statistics of the J&DR District Courts

Lee

October 2016

	Filing Type	Hearings Per Case	Filings	Hearings	Concluded	Clearance Rate
Adult						
Capias	CA	4.0	8	16	5	63%
Criminal Felony	CF	2.5	2	9	2	100%
Criminal Misdemeanor	CM	2.5	7	39	20	286%
Protective Order – Family Abuse	FP	2.2	7	13	6	86%
Other	OT	2.0	0	5	1	0%
Show Cause	SC	4.5	12	103	29	242%
Restricted License - Support	SL	1.0	5	5	5	100%
Civil Support	VS	1.8	11	27	11	100%
Adult Total			52	217	79	151.9%
Juvenile						
Abuse or Neglect	AN	3.8	5	24	10	200%
Relief of Custody	CR	1.5	2	3	2	100%
Custody Visitation	CV	2.5	32	101	42	131%
Delinquency Misdemeanor	DM	2.8	3	7	4	133%
Foster Care Review	FC	1.0	2	2	2	100%
Initial Foster Care Review	IF	1.0	3	3	3	100%
Juvenile Support	JS	0.0	0	1	0	0%
Motion - Modify Protective Order	MP	1.0	4	4	4	100%
Permanency Planning	PH	1.0	6	6	6	100%
Paternity	PT	0.0	1	3	0	0%
Show Cause	SC	1.0	3	3	3	100%
Status Offense	ST	0.0	2	4	0	0%
Traffic	T	1.0	5	6	3	60%
Truancy/Runaway (Child in Need of Supervision)	TR	5.3	5	22	7	140%
Juvenile Total			73	189	86	117.8%
Totals			125	406	165	132.0%



	Total Filings with %
Custody Visitation (CV)	32 26%
Show Cause (SC)	15 12%
Civil Support (VS)	11 9%
Capias (CA)	8 6%
Criminal Misdemeanor (CM)	7 6%
Others	52 42%
Total	125 100%

Special Case Activities

Emergency Protective Order	PE	1.0	8
----------------------------	----	-----	---

Commonwealth of Virginia
Caseload Statistics of the J&DR District Courts

Lee

September 2016

	Filing Type	Hearings Per Case	Filings	Hearings	Concluded	Clearance Rate
Adult						
Capias	CA	0.0	0	3	0	0%
Criminal Felonv	CF	2.5	7	13	4	57%
Criminal Misdemeanor	CM	2.4	17	34	9	53%
Protective Order – Family Abuse	FP	1.8	8	18	10	125%
Motion - Modifv Protective Order	MP	1.0	1	1	1	100%
Other	OT	2.0	7	16	2	29%
Show Cause	SC	1.0	14	45	1	7%
Civil Support	VS	1.0	1	4	1	100%
Adult Total			55	134	28	50.9%
Juvenile						
Abuse or Neglect	AN	2.0	14	31	6	43%
Child in Need of Services	CS	11.0	0	1	1	0%
Custody Visitation	CV	2.4	46	134	48	104%
Delinquency Felonv	DF	3.0	0	5	4	0%
Delinquency Misdemeanor	DM	2.3	5	8	3	60%
Foster Care Review	FC	1.0	3	3	3	100%
Permanency Planning	PH	1.0	8	8	8	100%
Show Cause	SC	2.0	1	2	2	200%
Status Offense	ST	2.0	0	3	1	0%
Traffic	T	1.8	3	4	4	133%
Truancy/Runaway (Child in Need of Supervision)	TR	5.0	1	26	5	500%
Juvenile Total			81	225	85	104.9%

Totals			136	359	113	83.1%
---------------	--	--	------------	------------	------------	--------------



	Total Filings with %
Custody Visitation (CV)	46 34%
Criminal Misdemeanor (CM)	17 13%
Show Cause (SC)	15 11%
Abuse or Neglect (AN)	14 10%
Permanency Planning (PH)	8 6%
Others	36 26%
Total	136 100%

Special Case Activities

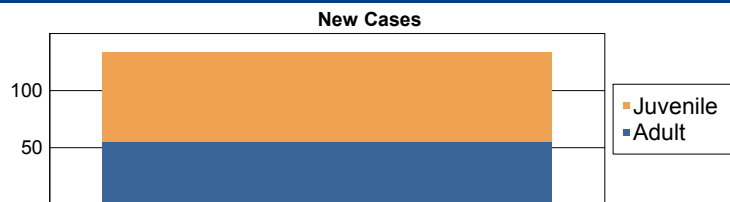
Emergency Protective Order	PE	1.0	16
----------------------------	----	-----	----

Commonwealth of Virginia
Caseload Statistics of the J&DR District Courts

Lee

August 2016

	Filing Type	Hearings Per Case	Filings	Hearings	Concluded	Clearance Rate
Adult						
Capias	CA	3.8	6	13	4	67%
Criminal Felony	CF	0.0	2	5	0	0%
Criminal Misdemeanor	CM	2.8	14	38	13	93%
Protective Order – Family Abuse	FP	1.7	8	13	6	75%
Other	OT	1.0	6	6	1	17%
Show Cause	SC	4.7	12	74	20	167%
Civil Support	VS	2.0	7	21	6	86%
Adult Total			55	170	50	90.9%
Juvenile						
Abuse or Neglect	AN	2.3	6	17	4	67%
Capias	CA	1.0	1	1	1	100%
Relief of Custody	CR	3.0	0	1	1	0%
Custody Visitation	CV	3.1	59	144	41	69%
Delinquency Felony	DF	3.0	1	7	1	100%
Delinquency Misdemeanor	DM	4.6	1	10	5	500%
Foster Care Review	FC	1.0	2	2	2	100%
Initial Foster Care Review	IF	1.0	3	3	3	100%
Permanency Planning	PH	1.0	1	1	1	100%
Paternity	PT	0.0	0	1	0	0%
Status Offense	ST	2.0	2	6	3	150%
Traffic	T	2.0	3	3	2	67%
Truancy/Runaway (Child in Need of Supervision)	TR	0.0	0	5	0	0%
Juvenile Total			79	201	64	81.0%
Totals			134	371	114	85.1%



	Total Filings with %
Custody Visitation (CV)	59 44%
Criminal Misdemeanor (CM)	14 10%
Show Cause (SC)	12 9%
Protective Order – Family Abuse (FP)	8 6%
Capias (CA)	7 5%
Others	34 25%
Total	134 100%

Special Case Activities

Emergency Protective Order	PE	1.0	17
----------------------------	----	-----	----

Commonwealth of Virginia
Caseload Statistics of the J&DR District Courts

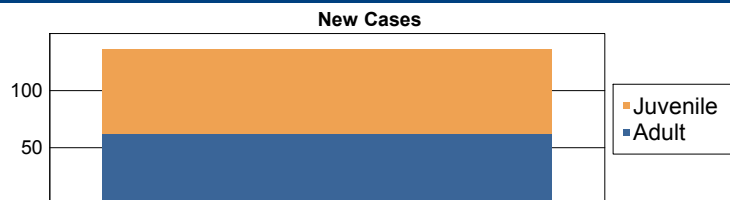
Lee

July 2016

	Filing Type	Hearings Per Case	Filings	Hearings	Concluded	Clearance Rate
Adult						
Protective Order - Non Family Abuse	AP	2.0	1	2	1	100%
Capias	CA	1.5	2	8	2	100%
Criminal Felony	CF	2.5	4	8	4	100%
Criminal Misdemeanor	CM	2.6	20	28	7	35%
Protective Order – Family Abuse	FP	1.8	8	14	5	63%
Motion - Modify Protective Order	MP	1.0	1	1	1	100%
Show Cause	SC	3.8	10	86	19	190%
Civil Support	VS	1.6	16	32	17	106%
Adult Total			62	179	56	90.3%

Juvenile						
Abuse or Neglect	AN	2.8	4	16	8	200%
Relief of Custody	CR	1.0	2	3	2	100%
Custody Visitation	CV	2.7	42	130	44	105%
Delinquency Felony	DF	0.0	4	4	0	0%
Delinquency Misdemeanor	DM	2.3	2	5	4	200%
Foster Care Review	FC	1.0	3	3	3	100%
Initial Foster Care Review	IF	1.0	2	2	2	100%
Juvenile Support	JS	0.0	1	1	0	0%
Permanency Planning	PH	1.0	1	1	1	100%
Paternity	PT	0.0	4	4	0	0%
Status Offense	ST	2.0	2	4	1	50%
Traffic	T	1.7	7	8	10	143%
Juvenile Total			74	181	75	101.4%

Totals			136	360	131	96.3%
---------------	--	--	------------	------------	------------	--------------



	Total Filings with %
Custody Visitation (CV)	42 31%
Criminal Misdemeanor (CM)	20 15%
Civil Support (VS)	16 12%
Show Cause (SC)	10 7%
Protective Order – Family Abuse (FP)	8 6%
Others	40 29%
Total	136 100%

Special Case Activities

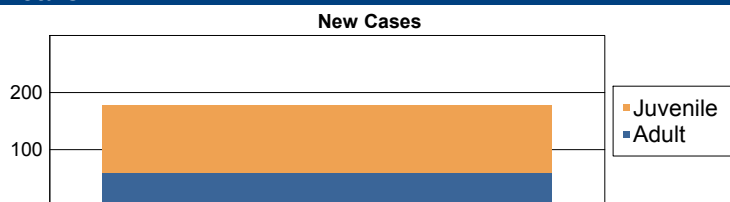
Emergency Protective Order	PE	1.0	20
----------------------------	----	-----	----

Commonwealth of Virginia
Caseload Statistics of the J&DR District Courts

Lee

June 2016

	Filing Type	Hearings Per Case	Filings	Hearings	Concluded	Clearance Rate
Adult						
Protective Order - Non Family Abuse	AP	2.0	0	1	1	0%
Capias	CA	2.0	4	12	4	100%
Criminal Felony	CF	3.0	4	12	3	75%
Criminal Misdemeanor	CM	2.0	4	16	8	200%
Protective Order – Family Abuse	FP	2.0	3	7	4	133%
Motion - Modify Protective Order	MP	1.0	1	1	1	100%
Remand Support	RS	1.0	10	10	10	100%
Show Cause	SC	6.9	23	72	10	43%
Civil Support	VS	1.4	11	22	12	109%
Adult Total			60	153	53	88.3%
Juvenile						
Abuse or Neglect	AN	1.6	9	17	10	111%
Relief of Custody	CR	3.0	3	11	6	200%
Custody Visitation	CV	2.1	43	97	22	51%
Delinquency Felony	DF	0.0	1	1	0	0%
Delinquency Misdemeanor	DM	5.2	4	29	12	300%
Foster Care Review	FC	1.0	1	1	1	100%
Initial Foster Care Review	IF	1.0	2	2	2	100%
Permanency Planning	PH	1.0	4	4	4	100%
Remand Custody	RC	1.0	18	18	18	100%
Remand Visitation	RV	1.0	18	18	18	100%
Show Cause	SC	1.0	1	1	1	100%
Status Offense	ST	3.0	3	5	1	33%
Traffic	T	1.6	4	6	5	125%
Termination of Parental Rights	TP	1.0	2	2	2	100%
Truancy/Runaway (Child in Need of Supervision)	TR	0.0	5	5	0	0%
Juvenile Total			118	217	102	86.4%
Totals			178	370	155	87.1%



	Total Filings with %
Custody Visitation (CV)	43 24%
Show Cause (SC)	24 13%
Remand Custody (RC)	18 10%
Remand Visitation (RV)	18 10%
Civil Support (VS)	11 6%
Others	64 36%
Total	178 100%

Special Case Activities

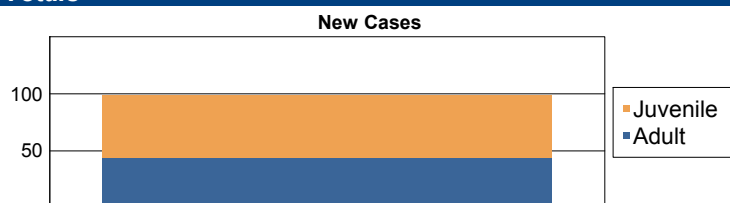
Emergency Protective Order	PE	1.0	8
----------------------------	----	-----	---

Commonwealth of Virginia
Caseload Statistics of the J&DR District Courts

Lee

May 2016

	Filing Type	Hearings Per Case	Filings	Hearings	Concluded	Clearance Rate
Adult						
Protective Order - Non Family Abuse	AP	0.0	1	1	0	0%
Capias	CA	3.3	4	16	8	200%
Criminal Felony	CF	5.7	1	10	9	900%
Criminal Misdemeanor	CM	3.3	5	10	4	80%
Protective Order – Family Abuse	FP	2.0	3	5	3	100%
Other	OT	2.0	6	14	6	100%
Show Cause	SC	4.8	7	70	17	243%
Civil Support	VS	1.6	17	30	21	124%
Adult Total			44	156	68	154.5%
Juvenile						
Abuse or Neglect	AN	2.3	7	16	4	57%
Protective Order – Non Family Abuse	AP	2.0	1	2	1	100%
Relief of Custody	CR	0.0	0	4	0	0%
Child in Need of Services	CS	1.0	2	3	2	100%
Custody Visitation	CV	3.7	32	116	37	116%
Delinquency Felony	DF	4.2	0	12	12	0%
Delinquency Misdemeanor	DM	3.7	1	18	7	700%
Foster Care Review	FC	1.5	1	2	2	200%
Permanency Planning	PH	1.2	5	6	5	100%
Paternity	PT	2.0	0	2	2	0%
Show Cause	SC	0.0	0	1	0	0%
Status Offense	ST	3.5	0	3	2	0%
Traffic	T	1.0	6	8	1	17%
Termination of Parental Rights	TP	2.0	0	6	6	0%
Truancy/Runaway (Child in Need of Supervision)	TR	4.2	0	35	11	0%
Juvenile Total			55	234	92	167.3%
Totals			99	390	160	161.6%



	Total Filings with %
Custody Visitation (CV)	32 32%
Civil Support (VS)	17 17%
Abuse or Neglect (AN)	7 7%
Show Cause (SC)	7 7%
Other (OT)	6 6%
Others	30 30%
Total	99 100%

Special Case Activities

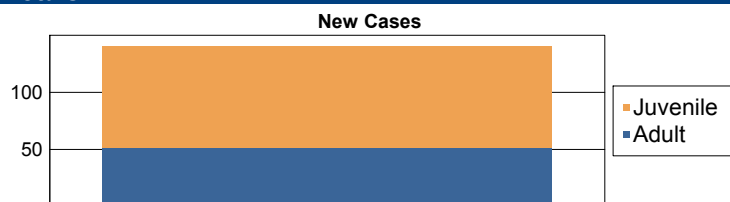
Emergency Protective Order	PE	1.0	6
----------------------------	----	-----	---

Commonwealth of Virginia
Caseload Statistics of the J&DR District Courts

Lee

April 2016

	Filing Type	Hearings Per Case	Filings	Hearings	Concluded	Clearance Rate
Adult						
Capias	CA	2.3	5	14	10	200%
Criminal Felony	CF	3.0	0	7	39	0%
Criminal Misdemeanor	CM	3.3	6	24	11	183%
Protective Order – Family Abuse	FP	1.0	1	1	1	100%
Other	OT	1.0	1	1	1	100%
Show Cause	SC	4.0	17	91	22	129%
Restricted License - Support	SL	1.3	2	3	3	150%
Civil Support	VS	2.6	19	41	25	132%
Adult Total			51	182	112	219.6%
Juvenile						
Abuse or Neglect	AN	3.5	6	17	6	100%
Protective Order – Non Family Abuse	AP	1.0	1	1	1	100%
Relief of Custody	CR	0.0	4	4	0	0%
Custody Visitation	CV	1.9	36	98	29	81%
Delinquency Felony	DF	0.0	0	16	0	0%
Delinquency Misdemeanor	DM	2.4	8	20	5	63%
Foster Care Review	FC	1.0	3	3	2	67%
Permanency Planning	PH	1.0	1	1	1	100%
Paternity	PT	0.0	1	1	0	0%
Status Offense	ST	2.0	2	7	1	50%
Traffic	T	1.7	5	5	3	60%
Termination of Parental Rights	TP	1.7	7	9	3	43%
Truancy/Runaway (Child in Need of Supervision)	TR	0.0	15	15	0	0%
Juvenile Total			89	197	51	57.3%
Totals			140	379	163	116.4%



	Total Filings with %
Custody Visitation (CV)	36 26%
Civil Support (VS)	19 14%
Show Cause (SC)	17 12%
Truancy/Runaway (Child in Need of S	15 11%
Delinquency Misdemeanor (DM)	8 6%
Others	45 32%
Total	140 100%

Special Case Activities

Emergency Protective Order	PE	1.0	6
Emergency Custody Order	EC	1.0	2
Temporary Detention Order	TD	1.0	16

Commonwealth of Virginia
Caseload Statistics of the J&DR District Courts

Lee

March 2016

	Filing Type	Hearings Per Case	Filings	Hearings	Concluded	Clearance Rate
Adult						
Capias	CA	2.3	14	25	10	71%
Criminal Felony	CF	3.0	0	43	2	0%
Criminal Misdemeanor	CM	2.8	7	18	6	86%
Protective Order – Family Abuse	FP	1.6	5	8	5	100%
Motion - Modifv Protective Order	MP	1.0	1	1	1	100%
Other	OT	0.0	4	5	0	0%
Show Cause	SC	7.5	15	84	20	133%
Restricted License - Support	SL	0.0	1	1	0	0%
Civil Support	VS	2.4	9	22	15	167%
Adult Total			56	207	59	105.4%
Juvenile						
Abuse or Neglect	AN	3.2	5	16	5	100%
Relief of Custody	CR	1.0	2	2	2	100%
Child in Need of Services	CS	0.0	0	1	0	0%
Custody Visitation	CV	2.6	26	89	33	127%
Delinquency Felony	DF	7.0	2	10	2	100%
Delinquency Misdemeanor	DM	3.8	7	23	12	171%
Foster Care Review	FC	1.0	7	7	7	100%
Initial Foster Care Review	IF	1.0	3	3	3	100%
Permanency Planning	PH	1.0	10	10	10	100%
Paternity	PT	2.0	1	4	3	300%
Child at Risk of Abuse or Neglect	RI	2.0	1	2	1	100%
Status Offense	ST	0.0	2	3	0	0%
Traffic	T	1.1	6	5	7	117%
Termination of Parental Rights	TP	1.0	3	3	1	33%
Truancy/Runaway (Child in Need of Supervision)	TR	2.5	3	13	2	67%
Juvenile Total			78	191	88	112.8%
Totals			134	398	147	109.7%



	Total Filings with %
Custody Visitation (CV)	26 19%
Show Cause (SC)	15 11%
Capias (CA)	14 10%
Permanency Planning (PH)	10 7%
Civil Support (VS)	9 7%
Others	60 45%
Total	134 100%

Special Case Activities

Emergency Protective Order	PE	1.0	7
----------------------------	----	-----	---

Commonwealth of Virginia
Caseload Statistics of the J&DR District Courts

Lee

February 2016

	Filing Type	Hearings Per Case	Filings	Hearings	Concluded	Clearance Rate
Adult						
Capias	CA	2.2	5	11	6	120%
Criminal Felonv	CF	4.5	39	43	2	5%
Criminal Misdemeanor	CM	3.1	4	18	9	225%
Protective Order – Family Abuse	FP	1.3	2	3	3	150%
Other	OT	0.0	0	2	0	0%
Remand Support	RS	1.0	2	2	2	100%
Show Cause	SC	5.0	12	84	27	225%
Restricted License - Support	SL	1.0	1	1	1	100%
Civil Support	VS	2.1	13	25	9	69%
Adult Total			78	189	59	75.6%
Juvenile						
Abuse or Neglect	AN	4.7	3	6	3	100%
Relief of Custody	CR	3.0	0	1	1	0%
Custody Visitation	CV	3.7	24	100	36	150%
Delinquency Felonv	DF	0.0	6	10	0	0%
Delinquency Misdemeanor	DM	3.3	6	25	3	50%
Emancipation	EP	1.0	1	1	1	100%
Foster Care Review	FC	1.0	3	3	3	100%
Initial Foster Care Review	IF	1.0	2	2	2	100%
Permanency Planning	PH	1.0	4	4	4	100%
Paternity	PT	2.0	0	1	1	0%
Remand Custody	RC	1.0	6	6	6	100%
Remand Visitation	RV	1.0	6	6	6	100%
Status Offense	ST	0.0	1	1	0	0%
Traffic	T	2.3	2	5	10	500%
Truancy/Runaway (Child in Need of Supervision)	TR	0.0	0	5	0	0%
Juvenile Total			64	176	76	118.8%
Totals			142	365	135	95.1%



	Total Filings with %
Criminal Felony (CF)	39 27%
Custody Visitation (CV)	24 17%
Civil Support (VS)	13 9%
Show Cause (SC)	12 8%
Delinquency Felony (DF)	6 4%
Others	48 34%
Total	142 100%

Special Case Activities

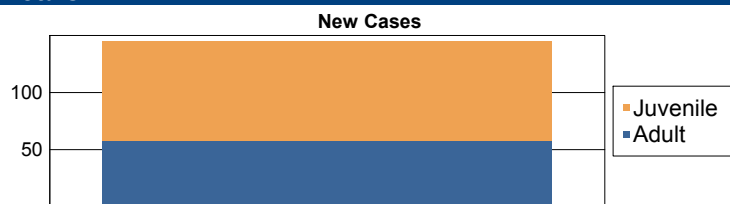
Emergency Protective Order	PE	1.0	4
----------------------------	----	-----	---

Commonwealth of Virginia
Caseload Statistics of the J&DR District Courts

Lee

January 2016

	Filing Type	Hearings Per Case	Filings	Hearings	Concluded	Clearance Rate
Adult						
Cabias	CA	3.6	0	12	5	0%
Criminal Felonv	CF	2.5	3	17	2	67%
Criminal Misdemeanor	CM	2.5	13	42	8	62%
Protective Order – Family Abuse	FP	2.0	4	10	6	150%
Motion - Modifv Protective Order	MP	2.0	1	2	1	100%
Other	OT	0.0	3	4	0	0%
Remand Support	RS	1.0	1	1	1	100%
Show Cause	SC	3.6	14	81	19	136%
Restricted License - Support	SL	1.5	1	2	2	200%
Civil Support	VS	1.8	18	34	12	67%
Adult Total			58	205	56	96.6%
Juvenile						
Abuse or Nelect	AN	3.5	4	17	2	50%
Relief of Custodv	CR	3.0	1	4	1	100%
Custody Visitation	CV	3.6	30	106	37	123%
Delinquency Felonv	DF	7.3	4	7	3	75%
Delinquency Misdemeanor	DM	5.7	7	21	3	43%
Foster Care Review	FC	1.0	7	7	7	100%
Initial Foster Care Review	IF	1.0	2	2	2	100%
Permanency Planning	PH	1.0	7	7	7	100%
Paternity	PT	3.0	4	8	4	100%
Show Cause	SC	2.0	1	2	1	100%
Status Offense	ST	2.3	2	4	3	150%
Traffic	T	2.3	6	14	12	200%
Termination of Parental Rihts	TP	1.2	8	9	9	113%
Truancy/Runaway (Child in Need of Supervision)	TR	3.8	4	21	4	100%
Juvenile Total			87	229	95	109.2%
Totals			145	434	151	104.1%



	Total Filings with %
Custody Visitation (CV)	30 21%
Civil Support (VS)	18 12%
Show Cause (SC)	15 10%
Criminal Misdemeanor (CM)	13 9%
Termination of Parental Rights (TP)	8 6%
Others	61 42%
Total	145 100%

Special Case Activities

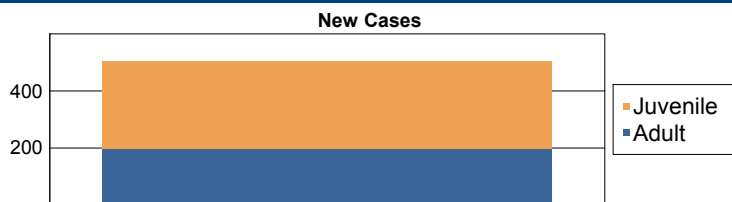
Emeraency Protective Order	PE	1.0	3
----------------------------	----	-----	---

Commonwealth of Virginia
Caseload Statistics of the J&DR District Courts

Loudoun

December 2016

	Filing Type	Hearings Per Case	Filings	Hearings	Concluded	Clearance Rate
Adult						
Protective Order - Non Familv Abuse	AP	0.0	1	2	0	0%
Capias	CA	2.7	11	40	21	191%
Criminal Felonv	CF	4.3	7	64	15	214%
Criminal Misdemeanor	CM	4.1	59	250	50	85%
Protective Order – Familv Abuse	FP	2.1	20	54	28	140%
Motion - Modifv Protective Order	MP	1.0	4	4	4	100%
Protective Order - Violation of Protective Order Conviction	PV	1.0	2	2	2	100%
Remand Support	RS	1.0	5	5	5	100%
Show Cause	SC	2.5	28	106	34	121%
Civil Support	VS	2.1	59	111	56	95%
Adult Total			196	638	215	109.7%
Juvenile						
Abuse or Nealect	AN	0.0	0	1	0	0%
Protective Order – Non Familv Abuse	AP	0.0	1	1	0	0%
Capias	CA	1.0	2	3	1	50%
Child in Need of Services	CS	5.0	2	3	1	50%
Custodv Visitation	CV	2.0	143	311	157	110%
Delinquencv Felonv	DF	5.1	29	188	12	41%
Delinquencv Misdemeanor	DM	4.0	68	259	35	51%
Foster Care Review	FC	1.3	3	4	3	100%
Protective Order – Familv Abuse	FP	1.5	2	3	2	100%
Initial Foster Care Review	IF	1.0	1	1	1	100%
Juvenile Support	JS	0.0	0	1	0	0%
Permanencv Plannina	PH	1.0	2	6	2	100%
Paternitv	PT	1.0	1	1	1	100%
Remand Custodv	RC	1.0	8	9	8	100%
Remand Visitation	RV	1.0	8	8	8	100%
Show Cause	SC	2.8	2	7	5	250%
Status Offense	ST	1.0	1	1	1	100%
Traffic	T	2.0	28	57	31	111%
Termination of Parental Rihts	TP	1.0	4	11	4	100%
Truancv/Runawav (Child in Need of Supervision)	TR	2.8	2	9	5	250%
Juvenile Total			307	884	277	90.2%
Totals			503	1,522	492	97.8%



	Total Filings with %
Custody Visitation (CV)	143 28%
Delinquency Misdemeanor (DM)	68 14%
Civil Support (VS)	59 12%
Criminal Misdemeanor (CM)	59 12%
Show Cause (SC)	30 6%
Others	144 29%
Total	503 100%

Special Case Activities

Non-Case	NC	2.0	1
Emeraencv Protective Order	PE	1.0	50
Emeraencv Custodv Order	EC	1.0	4
Non-Case	NC	1.0	1
Temporavv Detention Order	TD	1.0	22

Commonwealth of Virginia
Caseload Statistics of the J&DR District Courts

Loudoun

November 2016

	Filing Type	Hearings Per Case	Filings	Hearings	Concluded	Clearance Rate
Adult						
Protective Order - Non Family Abuse	AP	3.0	2	4	1	50%
Capias	CA	2.5	9	35	11	122%
Criminal Felony	CF	6.1	28	91	10	36%
Criminal Misdemeanor	CM	4.5	64	300	76	119%
Protective Order – Family Abuse	FP	2.4	27	62	28	104%
Motion - Modify Protective Order	MP	1.0	3	3	3	100%
Protective Order - Violation of Protective Order Conviction	PV	1.0	1	1	1	100%
Remand Support	RS	1.0	8	8	8	100%
Show Cause	SC	2.8	45	118	53	118%
Restricted License - Support	SL	1.0	2	2	1	50%
Civil Support	VS	1.9	92	164	72	78%
Adult Total			281	788	264	94.0%
Juvenile						
Abuse or Neglect	AN	0.0	1	2	0	0%
Protective Order – Non Family Abuse	AP	2.0	0	5	4	0%
Capias	CA	4.5	0	5	4	0%
Child in Need of Services	CS	2.0	0	2	1	0%
Custody Visitation	CV	2.2	185	425	161	87%
Delinquency Felony	DF	4.4	42	117	14	33%
Delinquency Misdemeanor	DM	3.5	49	187	62	127%
Entrustment Agreement	ET	1.0	2	2	2	100%
Foster Care Review	FC	1.0	2	2	2	100%
Juvenile Support	JS	0.0	0	1	0	0%
Permanency Planning	PH	1.0	5	5	2	40%
Paternity	PT	2.0	0	3	2	0%
Remand Custody	RC	1.0	12	12	12	100%
Remand Visitation	RV	1.0	8	8	8	100%
Show Cause	SC	2.2	4	13	6	150%
Traffic	T	1.6	41	57	42	102%
Termination of Parental Rights	TP	2.0	7	9	2	29%
Truancy/Runaway (Child in Need of Supervision)	TR	2.0	4	13	2	50%
Juvenile Total			362	868	326	90.1%
Totals			643	1,656	590	91.8%



	Total Filings with %
Custody Visitation (CV)	185 29%
Civil Support (VS)	92 14%
Criminal Misdemeanor (CM)	64 10%
Delinquency Misdemeanor (DM)	49 8%
Show Cause (SC)	49 8%
Others	204 32%
Total	643 100%

Special Case Activities

Non-Case	NC	1.3	2
Emergency Protective Order	PE	1.0	52
Emergency Custody Order	EC	1.0	4
Mental Commitment	MC	1.0	1
Temporary Detention Order	TD	1.0	6

Commonwealth of Virginia
Caseload Statistics of the J&DR District Courts

Loudoun

October 2016

	Filing Type	Hearings Per Case	Filings	Hearings	Concluded	Clearance Rate
Adult						
Protective Order - Non Familv Abuse	AP	2.0	1	3	1	100%
Capias	CA	2.4	24	48	22	92%
Criminal Felonv	CF	4.5	17	86	15	88%
Criminal Misdemeanor	CM	4.3	77	314	68	88%
Protective Order – Familv Abuse	FP	1.8	29	65	28	97%
Motion - Modifv Protective Order	MP	1.0	4	4	4	100%
Protective Order - Violation of Protective Order Conviction	PV	1.0	4	4	4	100%
Show Cause	SC	2.0	55	127	45	82%
Restricted License - Support	SL	1.0	1	1	1	100%
Civil Support	VS	2.0	71	162	75	106%
Adult Total			283	814	263	92.9%
Juvenile						
Abuse or Nealect	AN	4.0	0	3	3	0%
Protective Order – Non Familv Abuse	AP	4.0	5	6	1	20%
Capias	CA	3.0	0	10	2	0%
Child in Need of Services	CS	4.0	1	2	1	100%
Custodv Visitation	CV	2.4	182	467	169	93%
Delinquencv Felonv	DF	5.5	11	90	31	282%
Delinquencv Misdemeanor	DM	3.6	51	214	67	131%
Entrustment Aareement	ET	2.0	0	2	1	0%
Foster Care Review	FC	1.0	6	6	6	100%
Initial Foster Care Review	IF	1.0	3	3	3	100%
Permanencv Planning	PH	1.5	2	5	4	200%
Show Cause	SC	1.7	7	14	3	43%
Status Offense	ST	3.5	1	3	2	200%
Traffic	T	1.7	44	60	36	82%
Termination of Parental Rihts	TP	1.3	4	6	3	75%
Truancv/Runawav (Child in Need of Supervision)	TR	0.0	4	6	0	0%
Juvenile Total			321	897	332	103.4%
Totals			604	1,711	595	98.5%

New Cases



	Total Filings with %
Custody Visitation (CV)	182 30%
Criminal Misdemeanor (CM)	77 13%
Civil Support (VS)	71 12%
Show Cause (SC)	62 10%
Delinquency Misdemeanor (DM)	51 8%
Others	161 27%
Total	604 100%

Special Case Activities

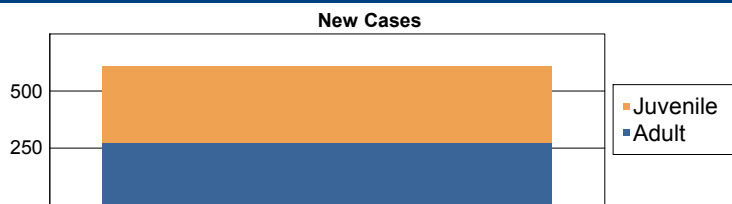
Non-Case	NC	0.0	0
Emeraencv Protective Order	PE	1.0	48
Emeraencv Custodv Order	EC	1.0	2
Non-Case	NC	1.0	1
Temporary Detention Order	TD	1.0	10

Commonwealth of Virginia
Caseload Statistics of the J&DR District Courts

Loudoun

September 2016

	Filing Type	Hearings Per Case	Filings	Hearings	Concluded	Clearance Rate
Adult						
Protective Order - Non Familv Abuse	AP	2.0	1	2	1	100%
Capias	CA	2.3	17	49	18	106%
Criminal Felonv	CF	4.5	13	69	12	92%
Criminal Misdemeanor	CM	3.9	64	276	53	83%
Protective Order – Familv Abuse	FP	2.1	35	66	31	89%
Motion - Modifv Protective Order	MP	1.3	3	4	4	133%
Remand Support	RS	1.0	24	24	24	100%
Show Cause	SC	2.5	52	128	51	98%
Restricted License - Support	SL	1.3	4	5	4	100%
Civil Support	VS	2.0	59	130	64	108%
Adult Total			272	753	262	96.3%
Juvenile						
Abuse or Nealect	AN	0.0	0	6	0	0%
Protective Order – Non Familv Abuse	AP	0.0	0	1	0	0%
Capias	CA	1.7	5	10	3	60%
Custody Visitation	CV	2.6	155	434	167	108%
Delinquencv Felonv	DF	5.0	16	94	23	144%
Delinquencv Misdemeanor	DM	3.8	48	224	73	152%
Entrustment Aareement	ET	0.0	1	1	0	0%
Foster Care Review	FC	1.0	6	6	6	100%
Permanencv Plannina	PH	1.0	7	7	5	71%
Paternity	PT	0.0	3	3	0	0%
Remand Custody	RC	1.0	38	38	37	97%
Remand Visitation	RV	1.0	21	21	21	100%
Show Cause	SC	2.8	5	8	4	80%
Traffic	T	1.7	29	44	30	103%
Termination of Parental Rihts	TP	2.0	1	5	4	400%
Truancv/Runawav (Child in Need of Supervision)	TR	10.0	0	5	1	0%
Juvenile Total			335	907	374	111.6%
Totals			607	1,660	636	104.8%



	Total Filings with %
Custody Visitation (CV)	155 26%
Criminal Misdemeanor (CM)	64 11%
Civil Support (VS)	59 10%
Show Cause (SC)	57 9%
Delinquency Misdemeanor (DM)	48 8%
Others	224 37%
Total	607 100%

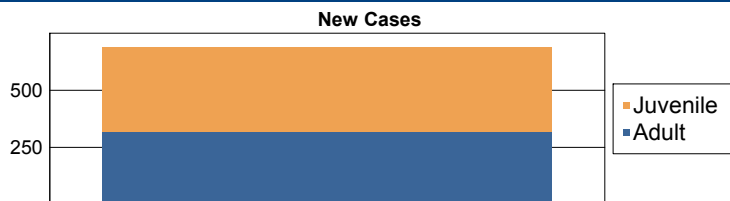
Special Case Activities

Non-Case	NC	1.0	6
Emeraencv Protective Order	PE	1.0	58
Temporarv Detention Order	TD	1.0	2

Commonwealth of Virginia
Caseload Statistics of the J&DR District Courts
August 2016

Loudoun

	Filing Type	Hearings Per Case	Filings	Hearings	Concluded	Clearance Rate
Adult						
Protective Order - Non Familv Abuse	AP	2.0	3	5	3	100%
Capias	CA	2.4	17	37	14	82%
Criminal Felonv	CF	4.6	19	69	19	100%
Criminal Misdemeanor	CM	4.6	76	288	64	84%
Protective Order – Familv Abuse	FP	2.1	31	62	29	94%
Motion - Modifv Protective Order	MP	1.7	6	8	6	100%
Protective Order - Violation of Protective Order Conviction	PV	1.0	2	2	2	100%
Remand Support	RS	1.0	7	7	7	100%
Show Cause	SC	2.3	56	145	61	109%
Civil Support	VS	2.0	103	188	91	88%
Adult Total			320	811	296	92.5%
Juvenile						
Abuse or Nealect	AN	3.5	3	7	2	67%
Protective Order – Non Familv Abuse	AP	0.0	0	1	0	0%
Capias	CA	2.0	1	4	1	100%
Child in Need of Services	CS	1.0	1	1	1	100%
Custodv Visitation	CV	2.2	213	489	185	87%
Delinquencv Felonv	DF	5.7	19	104	18	95%
Delinquencv Misdemeanor	DM	3.8	70	270	75	107%
Foster Care Review	FC	1.0	3	3	3	100%
Initial Foster Care Review	IF	1.0	3	3	3	100%
Permanencv Planning	PH	1.5	2	3	2	100%
Remand Custodv	RC	1.0	4	4	4	100%
Remand Visitation	RV	1.0	5	5	5	100%
Show Cause	SC	2.0	1	9	4	400%
Traffic	T	1.7	43	77	41	95%
Truancv/Runaway (Child in Need of Supervision)	TR	5.0	2	13	5	250%
Juvenile Total			370	993	349	94.3%
Totals			690	1,804	645	93.5%



	Total Filings with %
Custody Visitation (CV)	213 31%
Civil Support (VS)	103 15%
Criminal Misdemeanor (CM)	76 11%
Delinquency Misdemeanor (DM)	70 10%
Show Cause (SC)	57 8%
Others	171 25%
Total	690 100%

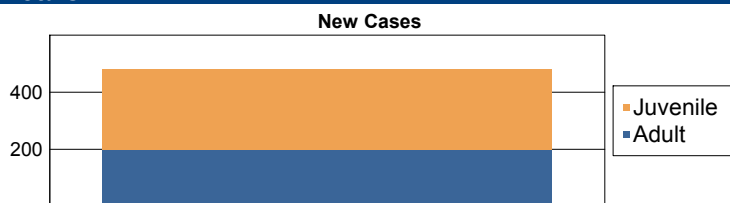
Special Case Activities

Emergency Protective Order	PE	1.0	59
Temporary Detention Order	TD	1.0	8

Commonwealth of Virginia
Caseload Statistics of the J&DR District Courts
July 2016

Loudoun

	Filing Type	Hearings Per Case	Filings	Hearings	Concluded	Clearance Rate
Adult						
Protective Order - Non Family Abuse	AP	1.0	4	5	3	75%
Capias	CA	3.5	18	43	21	117%
Criminal Felony	CF	6.2	8	62	25	313%
Criminal Misdemeanor	CM	4.4	41	188	52	127%
Criminal Support	CS	1.0	1	1	1	100%
Protective Order – Family Abuse	FP	2.1	23	56	28	122%
Motion - Modify Protective Order	MP	1.0	4	6	4	100%
Other	OT	1.0	1	1	1	100%
Remand Support	RS	1.0	5	5	5	100%
Show Cause	SC	2.9	33	87	41	124%
Civil Support	VS	2.1	60	132	65	108%
Adult Total			198	586	246	124.2%
Juvenile						
Abuse or Neglect	AN	2.7	4	8	3	75%
Protective Order – Non Family Abuse	AP	1.5	3	4	2	67%
Capias	CA	0.0	1	1	0	0%
Child in Need of Services	CS	5.0	0	8	4	0%
Custody Visitation	CV	2.5	132	341	112	85%
Delinquency Felony	DF	5.3	18	79	18	100%
Delinquency Misdemeanor	DM	3.0	56	220	60	107%
Foster Care Review	FC	1.4	3	5	5	167%
Protective Order – Family Abuse	FP	2.0	1	2	1	100%
Initial Foster Care Review	IF	1.0	5	5	3	60%
Juvenile Support	JS	0.0	1	1	0	0%
Motion - Modify Protective Order	MP	1.0	6	6	6	100%
Remand Custody	RC	1.0	10	10	10	100%
Remand Visitation	RV	1.0	5	5	5	100%
Show Cause	SC	1.0	8	8	1	13%
Status Offense	ST	1.0	1	1	1	100%
Traffic	T	2.2	27	53	31	115%
Truancy/Runaway (Child in Need of Supervision)	TR	5.5	2	9	6	300%
Juvenile Total			283	766	268	94.7%
Totals			481	1,352	514	106.9%



	Total Filings with %
Custody Visitation (CV)	132 27%
Civil Support (VS)	60 12%
Delinquency Misdemeanor (DM)	56 12%
Criminal Misdemeanor (CM)	41 9%
Show Cause (SC)	41 9%
Others	151 31%
Total	481 100%

Special Case Activities

Non-Case	NC	1.0	2
Emergency Protective Order	PE	1.0	35
Emergency Custody Order	EC	1.0	2
Mental Commitment	MC	1.0	2
Emergency Protective Order	PE	1.0	4
Temporary Detention Order	TD	1.0	8

Commonwealth of Virginia
Caseload Statistics of the J&DR District Courts

Loudoun

June 2016

	Filing Type	Hearings Per Case	Filings	Hearings	Concluded	Clearance Rate
Adult						
Protective Order - Non Family Abuse	AP	1.0	1	1	1	100%
Capias	CA	1.9	14	42	14	100%
Criminal Felony	CF	5.7	15	71	21	140%
Criminal Misdemeanor	CM	4.3	55	249	64	116%
Protective Order – Family Abuse	FP	2.2	37	77	37	100%
Motion - Modify Protective Order	MP	3.0	2	3	2	100%
Protective Order - Violation of Protective Order Conviction	PV	1.0	2	2	2	100%
Remand Support	RS	1.0	2	2	2	100%
Show Cause	SC	2.1	55	110	48	87%
Restricted License - Support	SL	0.0	1	1	0	0%
Civil Support	VS	2.5	48	136	70	146%
Adult Total			232	694	261	112.5%

Juvenile						
Abuse or Neglect	AN	3.5	0	5	4	0%
Child in Need of Services	CS	1.5	3	7	2	67%
Custody Visitation	CV	2.1	136	346	140	103%
Delinquency Felony	DF	3.9	18	88	17	94%
Delinquency Misdemeanor	DM	3.4	76	293	84	111%
Foster Care Review	FC	1.0	7	7	5	71%
Protective Order – Family Abuse	FP	2.0	0	1	1	0%
Initial Foster Care Review	IF	1.0	2	2	2	100%
Permanency Planning	PH	2.3	5	13	9	180%
Paternity	PT	1.0	1	1	1	100%
Remand Custody	RC	1.0	2	2	2	100%
Remand Visitation	RV	1.0	2	2	2	100%
Show Cause	SC	3.3	1	5	3	300%
Status Offense	ST	2.3	2	5	4	200%
Traffic	T	1.9	30	49	27	90%
Termination of Parental Rights	TP	2.0	8	12	4	50%
Truancy/Runaway (Child in Need of Supervision)	TR	5.3	3	22	13	433%
Juvenile Total			296	860	320	108.1%

Totals			528	1,554	581	110.0%
---------------	--	--	------------	--------------	------------	---------------



	Total Filings with %
Custody Visitation (CV)	136 26%
Delinquency Misdemeanor (DM)	76 14%
Show Cause (SC)	56 11%
Criminal Misdemeanor (CM)	55 10%
Civil Support (VS)	48 9%
Others	157 30%
Total	528 100%

Special Case Activities

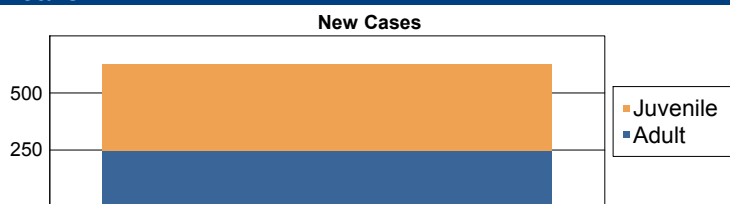
Emergency Protective Order	PE	1.0	49
Emergency Custody Order	EC	1.0	2
Emergency Protective Order	PE	1.0	2
Temporary Detention Order	TD	1.0	14

Commonwealth of Virginia
Caseload Statistics of the J&DR District Courts

Loudoun

May 2016

	Filing Type	Hearings Per Case	Filings	Hearings	Concluded	Clearance Rate
Adult						
Protective Order - Non Familv Abuse	AP	2.0	0	1	1	0%
Capias	CA	2.7	16	41	17	106%
Criminal Felony	CF	3.5	15	116	11	73%
Criminal Misdemeanor	CM	4.0	59	227	45	76%
Protective Order – Familv Abuse	FP	2.0	31	66	28	90%
Motion - Modifv Protective Order	MP	1.0	3	4	3	100%
Other	OT	1.0	1	1	1	100%
Protective Order - Violation of Protective Order Conviction	PV	1.0	3	3	3	100%
Remand Support	RS	1.0	2	2	2	100%
Show Cause	SC	2.3	49	116	40	82%
Restricted License - Support	SL	1.0	1	1	1	100%
Civil Support	VS	2.3	65	127	49	75%
Adult Total			245	705	201	82.0%
Juvenile						
Abuse or Neglect	AN	3.7	3	12	3	100%
Capias	CA	4.0	0	1	1	0%
Child in Need of Services	CS	0.0	0	4	0	0%
Custody Visitation	CV	2.0	218	443	186	85%
Delinquency Felony	DF	4.9	24	89	17	71%
Delinquency Misdemeanor	DM	3.6	76	225	71	93%
Entrustment Agreement	ET	1.0	4	4	4	100%
Foster Care Review	FC	1.0	2	2	2	100%
Protective Order – Family Abuse	FP	0.0	1	1	0	0%
Initial Foster Care Review	IF	1.0	1	1	1	100%
Motion - Modifv Protective Order	MP	1.0	1	1	1	100%
Permanency Planning	PH	1.4	6	12	8	133%
Remand Custody	RC	1.0	2	2	2	100%
Remand Visitation	RV	1.0	1	1	1	100%
Show Cause	SC	2.5	3	11	10	333%
Status Offense	ST	6.5	0	2	2	0%
Traffic	T	1.8	31	58	34	110%
Truancy/Runaway (Child in Need of Supervision)	TR	5.2	6	29	6	100%
Juvenile Total			379	898	349	92.1%
Totals			624	1,603	550	88.1%



	Total Filings with %
Custody Visitation (CV)	218 35%
Delinquency Misdemeanor (DM)	76 12%
Civil Support (VS)	65 10%
Criminal Misdemeanor (CM)	59 9%
Show Cause (SC)	52 8%
Others	154 25%
Total	624 100%

Special Case Activities

Emergency Protective Order	PE	1.0	51
Temporary Detention Order	TD	1.0	6

Commonwealth of Virginia
Caseload Statistics of the J&DR District Courts

Loudoun

April 2016

	Filing Type	Hearings Per Case	Filings	Hearings	Concluded	Clearance Rate
Adult						
Protective Order - Non Familv Abuse	AP	2.0	2	3	1	50%
Capias	CA	2.9	6	25	9	150%
Criminal Felonv	CF	4.2	33	143	25	76%
Criminal Misdemeanor	CM	4.8	66	271	60	91%
Protective Order – Familv Abuse	FP	2.2	28	60	32	114%
Motion - Modifv Protective Order	MP	1.1	13	16	12	92%
Protective Order - Violation of Protective Order Conviction	PV	1.0	1	1	1	100%
Remand Support	RS	1.0	3	3	3	100%
Show Cause	SC	2.3	39	91	33	85%
Restricted License - Support	SL	1.0	1	1	1	100%
Civil Support	VS	1.8	72	131	62	86%
Adult Total			264	745	239	90.5%
Juvenile						
Abuse or Nealect	AN	0.0	4	9	0	0%
Capias	CA	2.0	1	5	2	200%
Child in Need of Services	CS	0.0	1	4	0	0%
Custodv Visitation	CV	2.1	135	343	160	119%
Delinquencv Felonv	DF	4.5	17	77	14	82%
Delinquencv Misdemeanor	DM	3.4	73	255	60	82%
Permanencv Planning	PH	1.0	4	5	3	75%
Remand Custodv	RC	1.0	5	5	5	100%
Remand Visitation	RV	1.0	1	1	1	100%
Show Cause	SC	2.7	4	16	3	75%
Status Offense	ST	3.0	4	19	9	225%
Traffic	T	2.1	21	53	31	148%
Termination of Parental Rihts	TP	1.0	1	1	1	100%
Truancv/Runawav (Child in Need of Supervision)	TR	1.0	2	18	1	50%
Juvenile Total			273	811	290	106.2%
Totals			537	1,556	529	98.5%

New Cases



	Total Filings with %
Custody Visitation (CV)	135 25%
Delinquency Misdemeanor (DM)	73 14%
Civil Support (VS)	72 13%
Criminal Misdemeanor (CM)	66 12%
Show Cause (SC)	43 8%
Others	148 28%
Total	537 100%

Special Case Activities

Emergencv Protective Order	PE	1.0	62
Emergencv Custodv Order	EC	1.0	6
Temporarv Detention Order	TD	1.0	14

Commonwealth of Virginia
Caseload Statistics of the J&DR District Courts

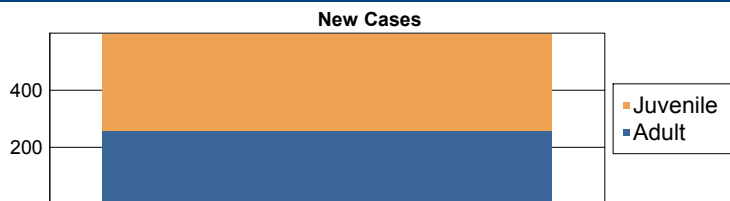
Loudoun

March 2016

	Filing Type	Hearings Per Case	Filings	Hearings	Concluded	Clearance Rate
Adult						
Protective Order - Non Family Abuse	AP	2.5	1	3	2	200%
Capias	CA	2.8	16	41	12	75%
Criminal Felony	CF	5.0	30	105	21	70%
Criminal Misdemeanor	CM	4.7	58	221	54	93%
Protective Order – Family Abuse	FP	2.1	37	76	35	95%
Motion - Modify Protective Order	MP	1.0	2	2	2	100%
Protective Order - Violation of Protective Order Conviction	PV	1.0	2	2	2	100%
Remand Support	RS	1.0	8	8	8	100%
Show Cause	SC	2.8	42	108	51	121%
Restricted License - Support	SL	1.0	2	2	2	100%
Civil Support	VS	2.3	60	133	66	110%
Adult Total			258	701	255	98.8%

Juvenile						
Abuse or Neglect	AN	4.0	1	3	1	100%
Protective Order – Non Family Abuse	AP	2.0	1	2	1	100%
Capias	CA	2.0	2	6	1	50%
Child in Need of Services	CS	1.0	4	5	1	25%
Custody Visitation	CV	2.3	178	485	224	126%
Delinquency Felony	DF	4.1	17	60	14	82%
Delinquency Misdemeanor	DM	3.3	65	245	67	103%
Foster Care Review	FC	1.0	3	3	3	100%
Initial Foster Care Review	IF	1.0	1	1	1	100%
Motion - Modify Protective Order	MP	2.0	0	1	1	0%
Permanency Planning	PH	1.0	3	3	2	67%
Paternity	PT	2.5	0	5	4	0%
Remand Custody	RC	1.0	8	8	8	100%
Remand Visitation	RV	1.0	9	9	9	100%
Show Cause	SC	1.5	10	13	6	60%
Status Offense	ST	1.0	15	28	5	33%
Traffic	T	2.3	20	47	34	170%
Truancy/Runaway (Child in Need of Supervision)	TR	14.0	1	12	1	100%
Juvenile Total			338	936	383	113.3%

Totals			596	1,637	638	107.0%
---------------	--	--	------------	--------------	------------	---------------



	Total Filings with %
Custody Visitation (CV)	178 30%
Delinquency Misdemeanor (DM)	65 11%
Civil Support (VS)	60 10%
Criminal Misdemeanor (CM)	58 10%
Show Cause (SC)	52 9%
Others	183 31%
Total	596 100%

Special Case Activities

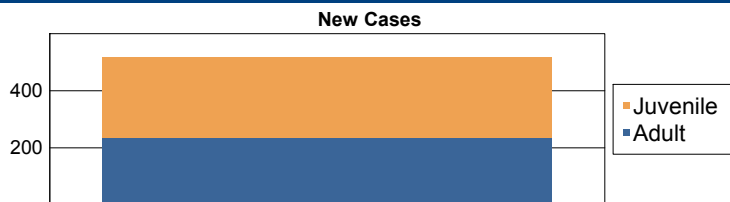
Emergency Protective Order	PE	1.0	42
Emergency Custody Order	EC	1.0	4
Temporary Detention Order	TD	1.0	10

Commonwealth of Virginia
Caseload Statistics of the J&DR District Courts

Loudoun

February 2016

	Filing Type	Hearings Per Case	Filings	Hearings	Concluded	Clearance Rate
Adult						
Protective Order - Non Family Abuse	AP	0.0	1	2	0	0%
Capias	CA	2.3	15	36	19	127%
Criminal Felony	CF	4.6	18	60	10	56%
Criminal Misdemeanor	CM	3.4	62	276	65	105%
Criminal Support	CS	5.0	0	1	1	0%
Protective Order – Family Abuse	FP	2.3	29	78	41	141%
Motion - Modify Protective Order	MP	1.3	2	3	3	150%
Protective Order - Violation of Protective Order Conviction	PV	1.0	5	5	5	100%
Show Cause	SC	2.2	46	123	67	146%
Restricted License - Support	SL	1.0	1	1	1	100%
Civil Support	VS	2.2	58	136	75	129%
Adult Total			237	721	287	121.1%
Juvenile						
Abuse or Neglect	AN	0.0	0	1	0	0%
Protective Order – Non Family Abuse	AP	2.0	2	4	2	100%
Capias	CA	1.0	5	5	1	20%
Child in Need of Services	CS	0.0	1	2	0	0%
Custody Visitation	CV	2.5	134	343	132	99%
Delinquency Felony	DF	5.6	15	60	16	107%
Delinquency Misdemeanor	DM	4.1	71	244	75	106%
Entrustment Agreement	ET	1.0	1	1	1	100%
Foster Care Review	FC	1.5	2	4	4	200%
Initial Foster Care Review	IF	1.0	1	1	1	100%
Permanency Planning	PH	1.0	2	2	2	100%
Paternity	PT	1.3	2	3	3	150%
Show Cause	SC	2.0	2	3	1	50%
Status Offense	ST	2.3	3	4	3	100%
Traffic	T	2.2	37	72	43	116%
Truancy/Runaway (Child in Need of Supervision)	TR	2.7	4	22	3	75%
Juvenile Total			282	771	287	101.8%
Totals			519	1,492	574	110.6%



	Total Filings with %
Custody Visitation (CV)	134 26%
Delinquency Misdemeanor (DM)	71 14%
Criminal Misdemeanor (CM)	62 12%
Civil Support (VS)	58 11%
Show Cause (SC)	48 9%
Others	146 28%
Total	519 100%

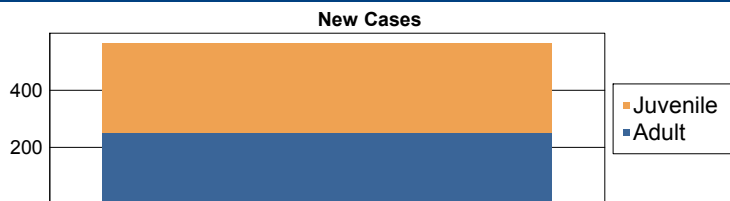
Special Case Activities

Emergency Protective Order	PE	1.0	45
Non-Case	NC	2.0	1
Temporary Detention Order	TD	1.0	8

Commonwealth of Virginia
Caseload Statistics of the J&DR District Courts
January 2016

Loudoun

	Filing Type	Hearings Per Case	Filings	Hearings	Concluded	Clearance Rate
Adult						
Protective Order - Non Family Abuse	AP	3.0	0	1	1	0%
Capias	CA	3.0	15	43	13	87%
Criminal Felony	CF	4.2	11	67	20	182%
Criminal Misdemeanor	CM	4.9	67	261	59	88%
Criminal Support	CS	0.0	0	1	0	0%
Protective Order – Family Abuse	FP	2.3	37	70	24	65%
Motion - Modify Protective Order	MP	1.0	2	2	1	50%
Protective Order - Violation of Protective Order Conviction	PV	1.0	5	5	5	100%
Show Cause	SC	2.7	47	132	47	100%
Restricted License - Support	SL	1.0	2	2	2	100%
Civil Support	VS	1.8	65	136	54	83%
Adult Total			251	720	226	90.0%
Juvenile						
Abuse or Neglect	AN	0.0	1	2	0	0%
Capias	CA	2.0	0	1	1	0%
Child in Need of Services	CS	1.0	2	2	2	100%
Custody Visitation	CV	1.9	187	382	112	60%
Delinquency Felony	DF	5.2	4	45	12	300%
Delinquency Misdemeanor	DM	3.5	66	229	65	98%
Entrustment Agreement	ET	1.0	1	1	1	100%
Foster Care Review	FC	1.0	6	6	4	67%
Permanency Planning	PH	1.3	2	3	3	150%
Paternity	PT	0.0	1	2	0	0%
Show Cause	SC	1.5	2	4	2	100%
Status Offense	ST	0.0	0	3	0	0%
Traffic	T	2.0	39	70	31	79%
Truancy/Runaway (Child in Need of Supervision)	TR	7.5	4	28	2	50%
Juvenile Total			315	778	235	74.6%
Totals			566	1,498	461	81.4%



	Total Filings with %
Custody Visitation (CV)	187 33%
Criminal Misdemeanor (CM)	67 12%
Delinquency Misdemeanor (DM)	66 12%
Civil Support (VS)	65 11%
Show Cause (SC)	49 9%
Others	132 23%
Total	566 100%

Special Case Activities

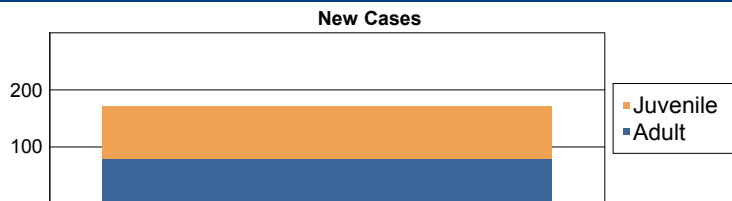
Emergency Protective Order	PE	1.0	58
Temporary Detention Order	TD	1.0	6

Commonwealth of Virginia
Caseload Statistics of the J&DR District Courts

Louisa

December 2016

	Filing Type	Hearings Per Case	Filings	Hearings	Concluded	Clearance Rate
Adult						
Bond Forfeiture Show Cause	BF	0.0	1	1	0	0%
Capias	CA	2.7	2	7	3	150%
Criminal Felony	CF	2.6	27	50	23	85%
Criminal Misdemeanor	CM	2.4	22	65	26	118%
Protective Order – Family Abuse	FP	2.2	10	23	12	120%
Remand Support	RS	1.0	2	2	2	100%
Show Cause	SC	1.9	12	39	8	67%
Civil Support	VS	2.2	4	17	11	275%
Adult Total			80	204	85	106.3%
Juvenile						
Abuse or Neglect	AN	4.0	3	13	2	67%
Child in Need of Services	CS	0.0	4	9	0	0%
Custody Visitation	CV	4.2	58	229	113	195%
Delinquency Felony	DF	0.0	0	1	0	0%
Delinquency Misdemeanor	DM	3.2	4	14	6	150%
Foster Care Review	FC	1.0	8	8	8	100%
Initial Foster Care Review	IF	1.0	3	3	3	100%
Permanency Planning	PH	1.0	6	6	6	100%
Remand Custody	RC	1.0	1	1	1	100%
Traffic	T	0.0	1	1	0	0%
Truancy/Runaway (Child in Need of Supervision)	TR	1.0	4	7	1	25%
Juvenile Total			92	292	140	152.2%
Totals			172	496	225	130.8%



	Total Filings with %
Custody Visitation (CV)	58 34%
Criminal Felony (CF)	27 16%
Criminal Misdemeanor (CM)	22 13%
Show Cause (SC)	12 7%
Protective Order – Family Abuse (FP)	10 6%
Others	43 25%
Total	172 100%

Special Case Activities

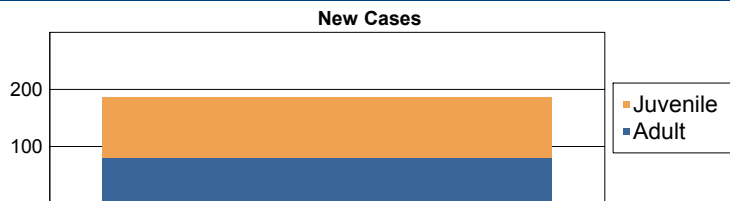
Emergency Protective Order	PE	1.0	8
----------------------------	----	-----	---

**Commonwealth of Virginia
Caseload Statistics of the J&DR District Courts**

Louisa

November 2016

	Filing Type	Hearings Per Case	Filings	Hearings	Concluded	Clearance Rate
Adult						
Bond Forfeiture Show Cause	BF	0.0	1	1	0	0%
Capias	CA	1.7	8	14	6	75%
Criminal Felonv	CF	2.5	1	28	12	1,200%
Criminal Misdemeanor	CM	2.6	11	52	26	236%
Protective Order – Familv Abuse	FP	2.7	3	7	3	100%
Remand Support	RS	1.0	2	2	2	100%
Show Cause	SC	3.4	23	91	36	157%
Restricted License - Support	SL	1.0	3	3	2	67%
Civil Support	VS	1.4	28	46	25	89%
Adult Total			80	244	112	140.0%
Juvenile						
Abuse or Neglect	AN	1.5	11	21	10	91%
Child in Need of Services	CS	0.0	2	3	0	0%
Custodv Visitation	CV	2.0	77	182	90	117%
Delinquencv Felonv	DF	6.0	0	3	1	0%
Delinquencv Misdemeanor	DM	2.5	7	32	10	143%
Permanencv Plannina	PH	1.0	2	2	2	100%
Status Offense	ST	0.0	0	1	0	0%
Traffic	T	1.2	7	5	6	86%
Juvenile Total			106	249	119	112.3%
Totals			186	493	231	124.2%



	Total Filings with %	
Custody Visitation (CV)	77	41%
Civil Support (VS)	28	15%
Show Cause (SC)	23	12%
Abuse or Neglect (AN)	11	6%
Criminal Misdemeanor (CM)	11	6%
Others	36	19%
Total	186	100%

Special Case Activities

Emergency Protective Order	PE	1.0	9
----------------------------	----	-----	---

Commonwealth of Virginia
Caseload Statistics of the J&DR District Courts

Louisa

October 2016

	Filing Type	Hearings Per Case	Filings	Hearings	Concluded	Clearance Rate
Adult						
Capias	CA	1.6	8	18	5	63%
Criminal Felony	CF	1.2	31	43	17	55%
Criminal Misdemeanor	CM	2.4	27	64	31	115%
Protective Order – Family Abuse	FP	1.7	9	17	12	133%
Motion - Modifv Protective Order	MP	1.0	1	1	1	100%
Remand Support	RS	1.0	3	3	2	67%
Show Cause	SC	2.5	26	73	31	119%
Restricted License - Support	SL	1.0	1	1	1	100%
Civil Support	VS	2.0	25	49	25	100%
Adult Total			131	269	125	95.4%
Juvenile						
Abuse or Neglect	AN	4.0	4	13	3	75%
Capias	CA	3.5	0	2	2	0%
Child in Need of Services	CS	2.0	7	11	5	71%
Custody Visitation	CV	2.6	120	259	104	87%
Delinquency Felony	DF	3.7	1	7	3	300%
Delinquency Misdemeanor	DM	3.4	13	37	15	115%
Foster Care Review	FC	1.0	2	2	2	100%
Initial Foster Care Review	IF	1.0	1	1	1	100%
Permanency Planning	PH	1.0	8	8	8	100%
Paternity	PT	2.0	0	1	1	0%
Status Offense	ST	0.0	1	1	0	0%
Traffic	T	1.6	5	8	5	100%
Truancy/Runaway (Child in Need of Supervision)	TR	0.0	2	2	0	0%
Juvenile Total			164	352	149	90.9%
Totals			295	621	274	92.9%



	Total Filings with %
Custody Visitation (CV)	120 41%
Criminal Felony (CF)	31 11%
Criminal Misdemeanor (CM)	27 9%
Show Cause (SC)	26 9%
Civil Support (VS)	25 8%
Others	66 22%
Total	295 100%

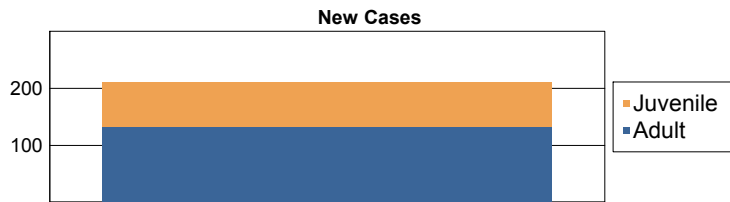
Special Case Activities

Emergency Protective Order	PE	1.0	8
----------------------------	----	-----	---

Commonwealth of Virginia
Caseload Statistics of the J&DR District Courts
September 2016

Louisa

	Filing Type	Hearings Per Case	Filings	Hearings	Concluded	Clearance Rate
Adult						
Capias	CA	2.0	2	10	5	250%
Criminal Felony	CF	1.3	31	48	18	58%
Criminal Misdemeanor	CM	2.2	43	79	29	67%
Protective Order – Family Abuse	FP	1.6	17	28	14	82%
Motion - Modifv Protective Order	MP	1.0	3	3	3	100%
Other	OT	1.0	1	1	1	100%
Show Cause	SC	3.0	18	62	20	111%
Restricted License - Support	SL	1.0	1	1	1	100%
Civil Support	VS	2.0	17	44	18	106%
Adult Total			133	276	109	82.0%
Juvenile						
Abuse or Neglect	AN	3.5	2	12	6	300%
Capias	CA	0.0	1	2	0	0%
Child in Need of Services	CS	3.0	1	3	2	200%
Custody Visitation	CV	3.1	41	173	74	180%
Delinquency Misdemeanor	DM	5.3	9	25	7	78%
Foster Care Review	FC	1.0	7	7	7	100%
Initial Foster Care Review	IF	1.0	7	7	7	100%
Paternity	PT	0.0	1	1	0	0%
Remand Custody	RC	1.0	2	2	2	100%
Remand Visitation	RV	1.0	2	2	2	100%
Traffic	T	1.2	5	6	6	120%
Truancy/Runaway (Child in Need of Supervision)	TR	6.0	0	1	1	0%
Juvenile Total			78	241	114	146.2%
Totals			211	517	223	105.7%



	Total Filings with %
Criminal Misdemeanor (CM)	43 20%
Custody Visitation (CV)	41 19%
Criminal Felony (CF)	31 15%
Show Cause (SC)	18 9%
Civil Support (VS)	17 8%
Others	61 29%
Total	211 100%

Special Case Activities

Emergency Protective Order	PE	1.0	2
----------------------------	----	-----	---

Commonwealth of Virginia
Caseload Statistics of the J&DR District Courts

Louisa

August 2016

	Filing Type	Hearings Per Case	Filings	Hearings	Concluded	Clearance Rate
Adult						
Capias	CA	2.0	6	13	6	100%
Criminal Felony	CF	1.9	6	16	9	150%
Criminal Misdemeanor	CM	2.0	36	66	26	72%
Protective Order – Family Abuse	FP	2.3	7	16	9	129%
Motion - Modifv Protective Order	MP	1.0	1	1	1	100%
Show Cause	SC	2.6	33	93	38	115%
Civil Support	VS	1.9	21	48	21	100%
Adult Total			110	253	110	100.0%
Juvenile						
Abuse or Neglect	AN	4.0	3	17	2	67%
Child in Need of Services	CS	3.0	0	2	1	0%
Custody Visitation	CV	2.8	87	257	91	105%
Delinquency Felony	DF	0.0	0	7	0	0%
Delinquency Misdemeanor	DM	5.0	5	17	3	60%
Foster Care Review	FC	1.0	3	3	3	100%
Permanency Planning	PH	1.0	1	1	1	100%
Show Cause	SC	1.0	1	1	1	100%
Status Offense	ST	2.0	2	4	2	100%
Traffic	T	1.8	3	5	5	167%
Truancy/Runaway (Child in Need of Supervision)	TR	0.0	0	1	0	0%
Juvenile Total			105	315	109	103.8%
Totals			215	568	219	101.9%

New Cases



	Total Filings with %
Custody Visitation (CV)	87 40%
Criminal Misdemeanor (CM)	36 17%
Show Cause (SC)	34 16%
Civil Support (VS)	21 10%
Protective Order – Family Abuse (FP)	7 3%
Others	30 14%
Total	215 100%

Special Case Activities

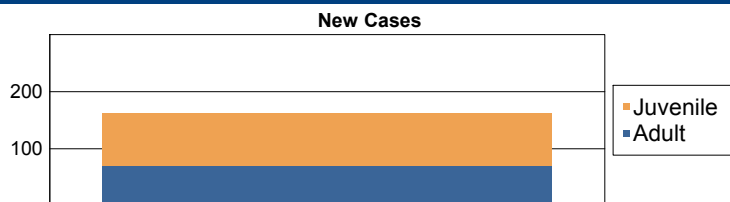
Emergency Protective Order	PE	1.0	9
Emergency Protective Order	PE	1.0	2
Temporary Detention Order	TD	1.0	2

**Commonwealth of Virginia
Caseload Statistics of the J&DR District Courts**

Louisa

July 2016

	Filing Type	Hearings Per Case	Filings	Hearings	Concluded	Clearance Rate
Adult						
Capias	CA	1.8	6	13	4	67%
Criminal Felonv	CF	2.7	7	12	7	100%
Criminal Misdemeanor	CM	2.4	18	53	29	161%
Protective Order – Family Abuse	FP	2.2	8	17	5	63%
Motion - Modifv Protective Order	MP	1.0	1	1	1	100%
Remand Support	RS	1.0	1	1	1	100%
Show Cause	SC	3.5	16	70	21	131%
Civil Support	VS	3.6	12	38	15	125%
Adult Total			69	205	83	120.3%
Juvenile						
Abuse or Neglect	AN	0.0	8	15	0	0%
Child in Need of Services	CS	1.0	2	3	1	50%
Custody Visitation	CV	2.6	68	147	28	41%
Delinquency Felonv	DF	3.8	4	9	5	125%
Delinquency Misdemeanor	DM	3.5	3	13	6	200%
Permanency Planning	PH	1.0	2	2	2	100%
Status Offense	ST	1.0	3	3	3	100%
Traffic	T	2.1	3	8	7	233%
Juvenile Total			93	200	52	55.9%
Totals			162	405	135	83.3%



	Total Filings with %
Custody Visitation (CV)	68 42%
Criminal Misdemeanor (CM)	18 11%
Show Cause (SC)	16 10%
Civil Support (VS)	12 7%
Abuse or Neglect (AN)	8 5%
Others	40 25%
Total	162 100%

Special Case Activities

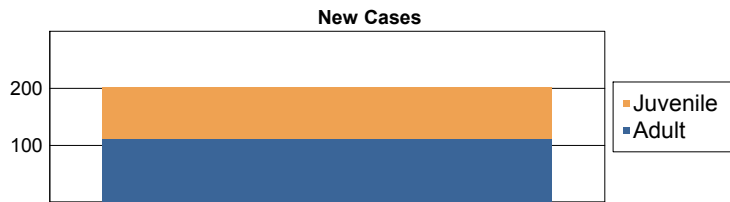
Emergency Protective Order	PE	1.0	16
Temporary Detention Order	TD	1.0	2

Commonwealth of Virginia
Caseload Statistics of the J&DR District Courts

Louisa

June 2016

	Filing Type	Hearings Per Case	Filings	Hearings	Concluded	Clearance Rate
Adult						
Protective Order - Non Family Abuse	AP	2.0	1	2	1	100%
Capias	CA	2.6	2	8	5	250%
Criminal Felony	CF	1.9	24	48	22	92%
Criminal Misdemeanor	CM	2.1	42	79	28	67%
Protective Order – Family Abuse	FP	2.3	11	26	12	109%
Motion - Modify Protective Order	MP	1.0	1	1	1	100%
Remand Support	RS	1.0	4	4	4	100%
Show Cause	SC	5.1	18	87	18	100%
Civil Support	VS	2.4	8	33	12	150%
Adult Total			111	288	103	92.8%
Juvenile						
Abuse or Neglect	AN	3.5	2	16	8	400%
Child in Need of Services	CS	0.0	1	4	0	0%
Custody Visitation	CV	2.8	48	183	59	123%
Delinquency Felony	DF	5.0	2	14	5	250%
Delinquency Misdemeanor	DM	3.0	11	42	21	191%
Foster Care Review	FC	1.0	6	6	6	100%
Initial Foster Care Review	IF	1.0	6	6	6	100%
Permanency Planning	PH	1.0	5	5	5	100%
Remand Custody	RC	1.0	4	4	4	100%
Remand Visitation	RV	1.0	4	4	4	100%
Traffic	T	1.0	1	1	1	100%
Truancy/Runaway (Child in Need of Supervision)	TR	0.0	0	1	0	0%
Juvenile Total			90	286	119	132.2%
Totals			201	574	222	110.4%



	Total Filings with %	
Custody Visitation (CV)	48	24%
Criminal Misdemeanor (CM)	42	21%
Criminal Felony (CF)	24	12%
Show Cause (SC)	18	9%
Delinquency Misdemeanor (DM)	11	5%
Others	58	29%
Total	201	100%

Special Case Activities

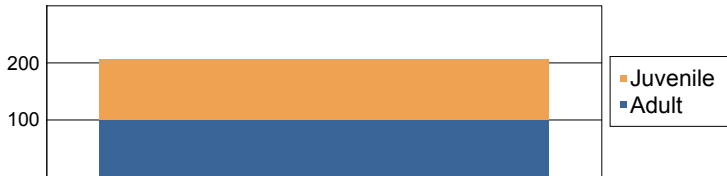
Emergency Protective Order	PE	1.0	20
----------------------------	----	-----	----

Commonwealth of Virginia
Caseload Statistics of the J&DR District Courts
 May 2016

Louisa

	Filing Type	Hearings Per Case	Filings	Hearings	Concluded	Clearance Rate
Adult						
Capias	CA	3.2	7	19	6	86%
Criminal Felonv	CF	1.4	20	28	17	85%
Criminal Misdemeanor	CM	2.4	27	73	27	100%
Protective Order – Family Abuse	FP	2.3	5	10	3	60%
Motion - Modifv Protective Order	MP	1.0	3	3	3	100%
Remand Support	RS	1.0	1	1	1	100%
Show Cause	SC	3.6	12	60	17	142%
Civil Support	VS	2.9	26	52	23	88%
Adult Total			101	246	97	96.0%
Juvenile						
Abuse or Neglect	AN	3.7	0	11	3	0%
Child in Need of Services	CS	2.0	2	4	1	50%
Custody Visitation	CV	2.4	83	260	57	69%
Delinquency Felonv	DF	2.8	2	10	4	200%
Delinquency Misdemeanor	DM	3.1	7	23	8	114%
Foster Care Review	FC	1.0	5	5	5	100%
Initial Foster Care Review	IF	1.0	1	1	1	100%
Permanency Planning	PH	1.0	2	2	2	100%
Paternity	PT	1.0	1	1	1	100%
Traffic	T	2.6	3	9	5	167%
Truancy/Runaway (Child in Need of Supervision)	TR	2.0	0	1	1	0%
Juvenile Total			106	327	88	83.0%
Totals			207	573	185	89.4%

New Cases



	Total Filings with %
Custody Visitation (CV)	83 40%
Criminal Misdemeanor (CM)	27 13%
Civil Support (VS)	26 13%
Criminal Felony (CF)	20 10%
Show Cause (SC)	12 6%
Others	39 19%
Total	207 100%

Special Case Activities

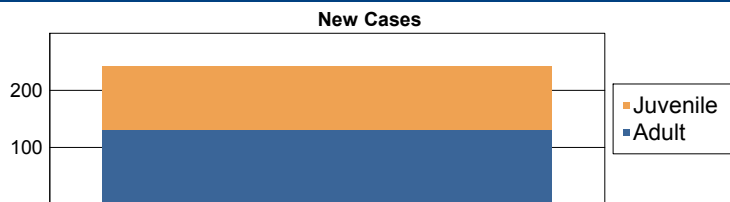
Emergency Protective Order	PE	1.1	22
Emergency Custody Order	EC	1.0	4
Emergency Protective Order	PE	1.0	2
Temporary Detention Order	TD	1.0	6

Commonwealth of Virginia
Caseload Statistics of the J&DR District Courts

Louisa

April 2016

	Filing Type	Hearings Per Case	Filings	Hearings	Concluded	Clearance Rate
Adult						
Capias	CA	2.7	1	15	6	600%
Criminal Felony	CF	2.0	8	16	8	100%
Criminal Misdemeanor	CM	2.4	37	77	32	86%
Protective Order – Family Abuse	FP	1.2	6	9	5	83%
Motion - Modifv Protective Order	MP	1.0	2	2	2	100%
Other	OT	3.0	0	1	1	0%
Protective Order – Stalking/Acts of Violence	PC	1.5	2	3	2	100%
Violation - Family Abuse Protective Order	PS	1.0	1	1	1	100%
Show Cause	SC	2.6	51	129	39	76%
Civil Support	VS	2.3	22	54	27	123%
Adult Total			130	307	123	94.6%
Juvenile						
Abuse or Neglect	AN	3.0	13	29	1	8%
Child in Need of Services	CS	2.8	0	5	4	0%
Custody Visitation	CV	3.4	78	237	76	97%
Delinquency Felony	DF	3.0	2	15	5	250%
Delinquency Misdemeanor	DM	3.2	8	33	10	125%
Initial Foster Care Review	IF	1.0	3	3	3	100%
Permanency Planning	PH	1.0	2	2	2	100%
Paternity	PT	2.0	0	1	1	0%
Status Offense	ST	1.0	1	1	1	100%
Traffic	T	1.0	4	5	1	25%
Truancy/Runaway (Child in Need of Supervision)	TR	0.0	1	3	0	0%
Juvenile Total			112	334	104	92.9%
Totals			242	641	227	93.8%



	Total Filings with %
Custody Visitation (CV)	78 32%
Show Cause (SC)	51 21%
Criminal Misdemeanor (CM)	37 15%
Civil Support (VS)	22 9%
Abuse or Neglect (AN)	13 5%
Others	41 17%
Total	242 100%

Special Case Activities

Emergency Protective Order	PE	1.0	8
Temporary Detention Order	TD	1.0	4

Commonwealth of Virginia
Caseload Statistics of the J&DR District Courts

Louisa

March 2016

	Filing Type	Hearings Per Case	Filings	Hearings	Concluded	Clearance Rate
Adult						
Capias	CA	3.3	8	18	3	38%
Criminal Felony	CF	1.6	14	27	15	107%
Criminal Misdemeanor	CM	2.0	28	65	38	136%
Protective Order – Family Abuse	FP	2.0	5	8	4	80%
Motion - Modifv Protective Order	MP	1.0	3	3	3	100%
Other	OT	0.0	1	2	0	0%
Remand Support	RS	1.0	1	1	1	100%
Show Cause	SC	4.1	34	97	14	41%
Restricted License - Support	SL	1.0	1	1	1	100%
Civil Support	VS	1.8	32	68	35	109%
Adult Total			127	290	114	89.8%

Juvenile						
Abuse or Neglect	AN	4.0	2	8	2	100%
Child in Need of Services	CS	3.3	6	9	3	50%
Custody Visitation	CV	3.1	97	244	86	89%
Delinquency Felony	DF	2.0	2	9	1	50%
Delinquency Misdemeanor	DM	3.0	9	40	19	211%
Foster Care Review	FC	1.0	1	1	1	100%
Initial Foster Care Review	IF	1.0	1	1	1	100%
Paternity	PT	0.0	1	1	0	0%
Traffic	T	2.7	0	12	6	0%
Truancy/Runaway (Child in Need of Supervision)	TR	2.0	1	2	1	100%
Juvenile Total			120	327	120	100.0%

Totals			247	617	234	94.7%
---------------	--	--	------------	------------	------------	--------------

New Cases



	Total Filings with %
Custody Visitation (CV)	97 39%
Show Cause (SC)	34 14%
Civil Support (VS)	32 13%
Criminal Misdemeanor (CM)	28 11%
Criminal Felony (CF)	14 6%
Others	42 17%
Total	247 100%

Special Case Activities

Emergency Protective Order	PE	1.0	12
Emergency Custody Order	EC	1.0	4
Emergency Protective Order	PE	1.0	2
Temporary Detention Order	TD	1.0	2


Commonwealth of Virginia
Caseload Statistics of the J&DR District Courts

Louisa

February 2016

	Filing Type	Hearings Per Case	Filings	Hearings	Concluded	Clearance Rate
Adult						
Capias	CA	4.2	1	20	14	1,400%
Criminal Felonv	CF	2.3	11	20	9	82%
Criminal Misdemeanor	CM	3.1	17	52	22	129%
Protective Order – Family Abuse	FP	2.2	3	6	5	167%
Motion - Modifv Protective Order	MP	1.0	1	1	1	100%
Remand Support	RS	1.0	1	1	1	100%
Show Cause	SC	4.4	21	95	38	181%
Restricted License - Support	SL	3.0	0	1	1	0%
Civil Support	VS	2.0	25	50	21	84%
Adult Total			80	246	112	140.0%
Juvenile						
Abuse or Neglect	AN	4.0	3	12	6	200%
Child in Need of Services	CS	2.0	1	3	2	200%
Custodv Visitation	CV	3.2	70	210	74	106%
Delinquency Felonv	DF	3.5	0	7	2	0%
Delinquency Misdemeanor	DM	3.8	12	40	21	175%
Foster Care Review	FC	1.0	2	2	2	100%
Initial Foster Care Review	IF	1.0	6	6	6	100%
Permanency Planning	PH	5.0	1	2	2	200%
Show Cause	SC	10.0	0	1	1	0%
Traffic	T	2.0	8	10	2	25%
Juvenile Total			103	293	118	114.6%
Totals			183	539	230	125.7%

New Cases



	Total Filings with %
Custody Visitation (CV)	70 38%
Civil Support (VS)	25 14%
Show Cause (SC)	21 11%
Criminal Misdemeanor (CM)	17 9%
Delinquency Misdemeanor (DM)	12 7%
Others	38 21%
Total	183 100%

Special Case Activities

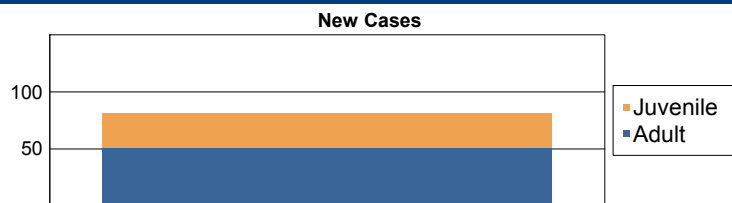
Emergency Protective Order	PE	1.0	12
Emergency Protective Order	PE	1.0	2
Temporary Detention Order	TD	1.0	4

**Commonwealth of Virginia
Caseload Statistics of the J&DR District Courts**

Louisa

January 2016

	Filing Type	Hearings Per Case	Filings	Hearings	Concluded	Clearance Rate
Adult						
Capias	CA	4.3	3	17	3	100%
Criminal Felony	CF	1.8	8	15	9	113%
Criminal Misdemeanor	CM	3.1	14	38	14	100%
Protective Order – Family Abuse	FP	2.5	2	4	2	100%
Show Cause	SC	3.1	12	65	13	108%
Restricted License - Support	SL	0.0	0	1	0	0%
Civil Support	VS	2.1	12	45	8	67%
Adult Total			51	185	49	96.1%
Juvenile						
Abuse or Neglect	AN	0.0	0	6	0	0%
Child in Need of Services	CS	0.0	0	1	0	0%
Custody Visitation	CV	2.6	15	85	20	133%
Delinquency Felony	DF	0.0	0	6	0	0%
Delinquency Misdemeanor	DM	3.0	6	39	2	33%
Foster Care Review	FC	1.0	2	2	2	100%
Protective Order – Stalking/Acts of Violence	PC	1.0	1	1	1	100%
Permanency Planning	PH	1.0	3	3	3	100%
Show Cause	SC	0.0	0	1	0	0%
Status Offense	ST	1.0	1	1	1	100%
Traffic	T	1.0	2	4	1	50%
Truancy/Runaway (Child in Need of Supervision)	TR	6.0	0	1	1	0%
Juvenile Total			30	150	31	103.3%
Totals			81	335	80	98.8%



	Total Filings with %
Custody Visitation (CV)	15 19%
Criminal Misdemeanor (CM)	14 17%
Civil Support (VS)	12 15%
Show Cause (SC)	12 15%
Criminal Felony (CF)	8 10%
Others	20 25%
Total	81 100%

Special Case Activities

Emergency Protective Order	PE	1.0	14
Emergency Custody Order	EC	1.0	4
Emergency Protective Order	PE	1.0	4
Temporary Detention Order	TD	1.0	8

Commonwealth of Virginia
Caseload Statistics of the J&DR District Courts

Lunenburg

December 2016

	Filing Type	Hearings Per Case	Filings	Hearings	Concluded	Clearance Rate
Adult						
Bond Forfeiture Show Cause	BF	1.0	1	1	1	100%
Capias	CA	1.5	2	4	4	200%
Criminal Felony	CF	2.8	0	5	4	0%
Criminal Misdemeanor	CM	2.5	1	9	6	600%
Protective Order – Family Abuse	FP	2.0	4	8	6	150%
Show Cause	SC	3.0	4	6	4	100%
Civil Support	VS	1.0	8	8	5	63%
Adult Total			20	41	30	150.0%
Juvenile						
Abuse or Neglect	AN	3.0	1	6	1	100%
Protective Order – Non Family Abuse	AP	0.0	0	2	0	0%
Child in Need of Services	CS	0.0	0	3	0	0%
Custody Visitation	CV	1.6	7	15	9	129%
Delinquency Felony	DF	4.0	0	3	2	0%
Delinquency Misdemeanor	DM	3.2	2	24	16	800%
Foster Care Review	FC	1.0	8	8	7	88%
Permanent Planning	PH	1.0	1	1	1	100%
Paternity	PT	5.0	1	2	1	100%
Show Cause	SC	1.0	1	1	1	100%
Status Offense	ST	2.5	1	4	2	200%
Traffic	T	2.5	1	5	2	200%
Truancy/Runaway (Child in Need of Supervision)	TR	6.0	0	2	1	0%
Juvenile Total			23	76	43	187.0%
Totals			43	117	73	169.8%



	Total Filings with %
Civil Support (VS)	8 19%
Foster Care Review (FC)	8 19%
Custody Visitation (CV)	7 16%
Show Cause (SC)	5 12%
Protective Order – Family Abuse (FP)	4 9%
Others	11 26%
Total	43 100%

Special Case Activities

Non-Case	NC	1.0	1
----------	----	-----	---

Commonwealth of Virginia
Caseload Statistics of the J&DR District Courts

Lunenburg

November 2016

	Filing Type	Hearings Per Case	Filings	Hearings	Concluded	Clearance Rate
Adult						
Bond Forfeiture Show Cause	BF	0.0	1	1	0	0%
Capias	CA	1.3	4	5	4	100%
Criminal Felony	CF	0.0	4	8	0	0%
Criminal Misdemeanor	CM	2.5	8	19	4	50%
Criminal Support	CS	1.0	1	1	1	100%
Protective Order – Family Abuse	FP	3.0	1	5	1	100%
Show Cause	SC	2.3	2	15	4	200%
Civil Support	VS	1.3	19	26	19	100%
Adult Total			40	80	33	82.5%
Juvenile						
Abuse or Neglect	AN	3.0	0	4	3	0%
Protective Order – Non Family Abuse	AP	0.0	1	1	0	0%
Child in Need of Services	CS	0.0	0	2	0	0%
Custody Visitation	CV	1.9	9	31	9	100%
Delinquency Felony	DF	4.0	0	3	1	0%
Delinquency Misdemeanor	DM	2.6	6	20	9	150%
Initial Foster Care Review	IF	1.0	3	3	3	100%
Paternity	PT	1.0	1	1	1	100%
Status Offense	ST	3.0	0	1	1	0%
Traffic	T	2.0	5	6	1	20%
Truancy/Runaway (Child in Need of Supervision)	TR	0.0	1	3	0	0%
Juvenile Total			26	75	28	107.7%
Totals			66	155	61	92.4%

New Cases



	Total Filings with %
Civil Support (VS)	19 29%
Custody Visitation (CV)	9 14%
Criminal Misdemeanor (CM)	8 12%
Delinquency Misdemeanor (DM)	6 9%
Traffic (T)	5 8%
Others	19 29%
Total	66 100%

Special Case Activities

Emergency Protective Order	PE	1.0	9
----------------------------	----	-----	---


Commonwealth of Virginia
Caseload Statistics of the J&DR District Courts

Lunenburg

October 2016

	Filing Type	Hearings Per Case	Filings	Hearings	Concluded	Clearance Rate
Adult						
Criminal Felony	CF	3.0	2	6	3	150%
Criminal Misdemeanor	CM	2.6	4	13	5	125%
Protective Order – Family Abuse	FP	0.0	1	1	0	0%
Motion - Modify Protective Order	MP	1.0	1	1	1	100%
Show Cause	SC	1.0	1	1	1	100%
Civil Support	VS	2.3	2	12	9	450%
Adult Total			11	34	19	172.7%
Juvenile						
Abuse or Neglect	AN	0.0	1	4	0	0%
Child in Need of Services	CS	0.0	0	3	0	0%
Custody Visitation	CV	1.9	21	38	19	90%
Delinquency Felony	DF	2.0	1	3	1	100%
Delinquency Misdemeanor	DM	2.5	5	10	2	40%
Foster Care Review	FC	1.0	2	2	2	100%
Child at Risk of Abuse or Neglect	RI	4.0	0	3	3	0%
Status Offense	ST	0.0	1	6	0	0%
Traffic	T	1.3	4	7	3	75%
Truancy/Runaway (Child in Need of Supervision)	TR	0.0	0	5	0	0%
Juvenile Total			35	81	30	85.7%
Totals			46	115	49	106.5%

New Cases



	Total Filings with %
Custody Visitation (CV)	21 46%
Delinquency Misdemeanor (DM)	5 11%
Criminal Misdemeanor (CM)	4 9%
Traffic (T)	4 9%
Civil Support (VS)	2 4%
Others	10 22%
Total	46 100%

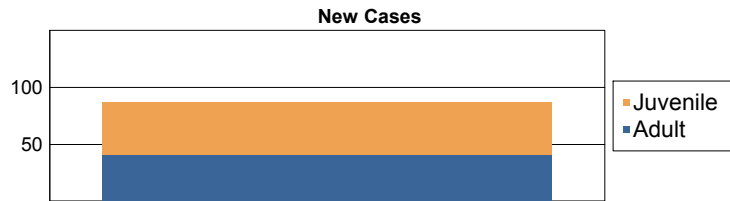
Special Case Activities

Emergency Protective Order	PE	1.0	7
Non-Case	NC	1.0	1
Temporary Detention Order	TD	1.0	2

Commonwealth of Virginia
Caseload Statistics of the J&DR District Courts
September 2016

Lunenburg

	Filing Type	Hearings Per Case	Filings	Hearings	Concluded	Clearance Rate
Adult						
Criminal Felony	CF	2.0	1	7	2	200%
Criminal Misdemeanor	CM	2.3	7	14	3	43%
Criminal Support	CS	1.0	1	1	1	100%
Protective Order – Family Abuse	FP	2.2	5	10	5	100%
Show Cause	SC	1.0	6	10	1	17%
Civil Support	VS	1.4	21	27	15	71%
Adult Total			41	69	27	65.9%
Juvenile						
Abuse or Neglect	AN	4.0	3	4	1	33%
Child in Need of Services	CS	0.0	0	2	0	0%
Custody Visitation	CV	1.6	22	43	21	95%
Delinquency Felony	DF	4.0	2	11	9	450%
Delinquency Misdemeanor	DM	2.5	7	11	2	29%
Foster Care Review	FC	1.0	1	1	1	100%
Permanency Planning	PH	2.0	0	1	1	0%
Child at Risk of Abuse or Neglect	RI	0.0	3	9	0	0%
Status Offense	ST	1.0	3	4	1	33%
Traffic	T	1.8	5	9	5	100%
Truancy/Runaway (Child in Need of Supervision)	TR	7.0	0	1	1	0%
Juvenile Total			46	96	42	91.3%
Totals			87	165	69	79.3%



	Total Filings with %
Custody Visitation (CV)	22 25%
Civil Support (VS)	21 24%
Criminal Misdemeanor (CM)	7 8%
Delinquency Misdemeanor (DM)	7 8%
Show Cause (SC)	6 7%
Others	24 28%
Total	87 100%

Special Case Activities

Emergency Protective Order	PE	1.0	5
----------------------------	----	-----	---

Commonwealth of Virginia
Caseload Statistics of the J&DR District Courts
August 2016

Lunenburg

	Filing Type	Hearings Per Case	Filings	Hearings	Concluded	Clearance Rate
Adult						
Capias	CA	3.0	0	1	1	0%
Criminal Felony	CF	2.0	5	6	1	20%
Criminal Misdemeanor	CM	2.8	2	11	6	300%
Protective Order – Family Abuse	FP	1.8	3	7	4	133%
Motion - Modifv Protective Order	MP	2.0	1	2	1	100%
Show Cause	SC	2.9	4	13	8	200%
Civil Support	VS	1.8	6	15	5	83%
Adult Total			21	55	26	123.8%
Juvenile						
Abuse or Neglect	AN	0.0	0	5	0	0%
Child in Need of Services	CS	5.0	1	2	1	100%
Custody Visitation	CV	1.5	44	64	48	109%
Delinquency Felony	DF	5.0	1	10	1	100%
Delinquency Misdemeanor	DM	2.5	1	11	4	400%
Foster Care Review	FC	1.0	2	2	1	50%
Initial Foster Care Review	IF	1.8	1	4	4	400%
Child at Risk of Abuse or Neglect	RI	6.0	0	2	2	0%
Status Offense	ST	0.0	1	2	0	0%
Traffic	T	0.0	2	3	0	0%
Truancy/Runaway (Child in Need of Supervision)	TR	0.0	0	1	0	0%
Juvenile Total			53	106	61	115.1%
Totals			74	161	87	117.6%

New Cases



	Total Filings with %	
Custody Visitation (CV)	44	59%
Civil Support (VS)	6	8%
Criminal Felony (CF)	5	7%
Show Cause (SC)	4	5%
Protective Order – Family Abuse (FP)	3	4%
Others	12	16%
Total	74	100%

Special Case Activities

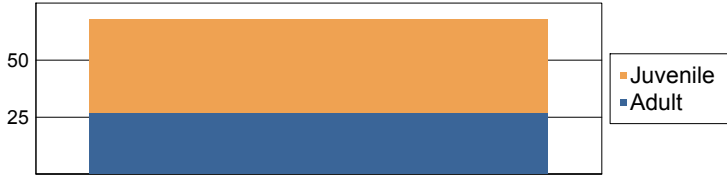
Emergency Protective Order	PE	1.0	4
----------------------------	----	-----	---

Commonwealth of Virginia
Caseload Statistics of the J&DR District Courts
July 2016

Lunenburg

	Filing Type	Hearings Per Case	Filings	Hearings	Concluded	Clearance Rate
Adult						
Capias	CA	2.0	2	4	2	100%
Criminal Felony	CF	3.0	0	2	2	0%
Criminal Misdemeanor	CM	4.0	2	10	4	200%
Protective Order – Family Abuse	FP	2.0	3	5	2	67%
Motion - Modifv Protective Order	MP	1.3	2	3	3	150%
Show Cause	SC	2.8	7	19	12	171%
Civil Support	VS	1.3	11	16	13	118%
Adult Total			27	59	38	140.7%
Juvenile						
Abuse or Neglect	AN	4.0	1	7	1	100%
Child in Need of Services	CS	0.0	0	2	0	0%
Custody Visitation	CV	1.5	30	51	25	83%
Delinquency Felony	DF	0.0	0	1	0	0%
Delinquency Misdemeanor	DM	2.3	4	19	4	100%
Initial Foster Care Review	IF	1.0	4	4	1	25%
Paternity	PT	0.0	0	1	0	0%
Show Cause	SC	2.0	0	1	1	0%
Status Offense	ST	3.0	0	3	2	0%
Traffic	T	1.8	2	8	5	250%
Truancy/Runaway (Child in Need of Supervision)	TR	0.0	0	2	0	0%
Juvenile Total			41	99	39	95.1%
Totals			68	158	77	113.2%

New Cases



	Total Filings with %
Custody Visitation (CV)	30 44%
Civil Support (VS)	11 16%
Show Cause (SC)	7 10%
Delinquency Misdemeanor (DM)	4 6%
Initial Foster Care Review (IF)	4 6%
Others	12 18%
Total	68 100%

Special Case Activities

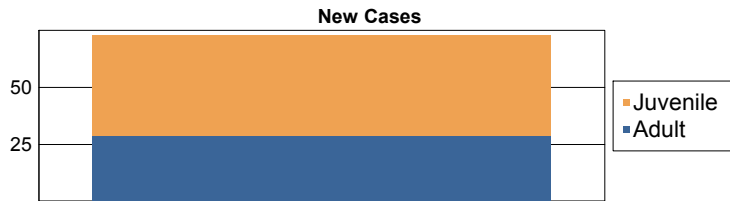
Emergency Protective Order	PE	1.0	3
----------------------------	----	-----	---

Commonwealth of Virginia
Caseload Statistics of the J&DR District Courts

Lunenburg

June 2016

	Filing Type	Hearings Per Case	Filings	Hearings	Concluded	Clearance Rate
Adult						
Capias	CA	2.5	2	3	2	100%
Criminal Felony	CF	0.0	1	2	0	0%
Criminal Misdemeanor	CM	2.8	3	25	14	467%
Protective Order – Family Abuse	FP	3.0	1	8	5	500%
Motion - Modifv Protective Order	MP	0.0	1	1	0	0%
Show Cause	SC	2.8	3	21	14	467%
Civil Support	VS	1.8	18	28	17	94%
Adult Total			29	88	52	179.3%
Juvenile						
Abuse or Neglect	AN	2.0	2	11	1	50%
Child in Need of Services	CS	3.5	3	5	2	67%
Custody Visitation	CV	1.6	22	41	21	95%
Delinquency Felony	DF	3.3	1	5	3	300%
Delinquency Misdemeanor	DM	2.3	7	24	8	114%
Permanency Planning	PH	1.0	4	4	4	100%
Show Cause	SC	0.0	1	1	0	0%
Status Offense	ST	1.0	2	7	1	50%
Traffic	T	0.0	2	3	0	0%
Truancy/Runaway (Child in Need of Supervision)	TR	0.0	0	4	0	0%
Juvenile Total			44	105	40	90.9%
Totals			73	193	92	126.0%



	Total Filings with %
Custody Visitation (CV)	22 30%
Civil Support (VS)	18 25%
Delinquency Misdemeanor (DM)	7 10%
Permanency Planning (PH)	4 5%
Show Cause (SC)	4 5%
Others	18 25%
Total	73 100%

Special Case Activities

Non-Case	NC	1.0	1
Emergency Protective Order	PE	1.0	4

Commonwealth of Virginia
Caseload Statistics of the J&DR District Courts
 May 2016

Lunenburg

	Filing Type	Hearings Per Case	Filings	Hearings	Concluded	Clearance Rate
Adult						
Capias	CA	1.0	1	2	1	100%
Criminal Felony	CF	3.0	0	1	1	0%
Criminal Misdemeanor	CM	3.5	6	13	4	67%
Protective Order – Family Abuse	FP	2.0	3	7	1	33%
Show Cause	SC	5.8	2	11	5	250%
Civil Support	VS	1.3	7	12	6	86%
Adult Total			19	46	18	94.7%
Juvenile						
Abuse or Neglect	AN	0.0	4	5	0	0%
Child in Need of Services	CS	3.0	0	2	1	0%
Custody Visitation	CV	1.5	28	33	13	46%
Delinquency Felony	DF	3.0	0	3	2	0%
Delinquency Misdemeanor	DM	3.0	8	20	4	50%
Paternity	PT	2.0	0	1	1	0%
Status Offense	ST	3.0	3	6	2	67%
Traffic	T	0.0	1	1	0	0%
Truancy/Runaway (Child in Need of Supervision)	TR	0.0	0	1	0	0%
Juvenile Total			44	72	23	52.3%
Totals			63	118	41	65.1%



	Total Filings with %	
Custody Visitation (CV)	28	44%
Delinquency Misdemeanor (DM)	8	13%
Civil Support (VS)	7	11%
Criminal Misdemeanor (CM)	6	10%
Abuse or Neglect (AN)	4	6%
Others	10	16%
Total	63	100%

Special Case Activities

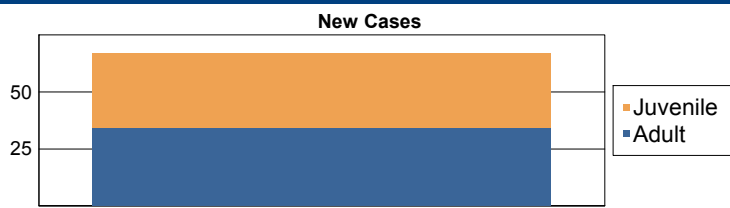
Emergency Protective Order	PE	1.0	4
----------------------------	----	-----	---

Commonwealth of Virginia
Caseload Statistics of the J&DR District Courts

Lunenburg

April 2016

	Filing Type	Hearings Per Case	Filings	Hearings	Concluded	Clearance Rate
Adult						
Capias	CA	2.0	0	2	1	0%
Criminal Felony	CF	2.0	1	4	2	200%
Criminal Misdemeanor	CM	3.8	3	11	4	133%
Protective Order – Family Abuse	FP	2.0	4	6	1	25%
Show Cause	SC	2.6	18	33	17	94%
Civil Support	VS	1.3	8	12	9	113%
Adult Total			34	68	34	100.0%
Juvenile						
Child in Need of Services	CS	3.0	0	9	6	0%
Custody Visitation	CV	1.6	15	27	16	107%
Delinquency Felony	DF	4.0	0	3	2	0%
Delinquency Misdemeanor	DM	2.3	12	21	10	83%
Permanency Planning	PH	1.0	2	2	1	50%
Paternity	PT	1.0	2	3	1	50%
Status Offense	ST	0.0	0	4	0	0%
Traffic	T	0.0	2	2	0	0%
Truancy/Runaway (Child in Need of Supervision)	TR	0.0	0	4	0	0%
Juvenile Total			33	75	36	109.1%
Totals			67	143	70	104.5%



	Total Filings with %
Show Cause (SC)	18 27%
Custody Visitation (CV)	15 22%
Delinquency Misdemeanor (DM)	12 18%
Civil Support (VS)	8 12%
Protective Order – Family Abuse (FP)	4 6%
Others	10 15%
Total	67 100%

Special Case Activities

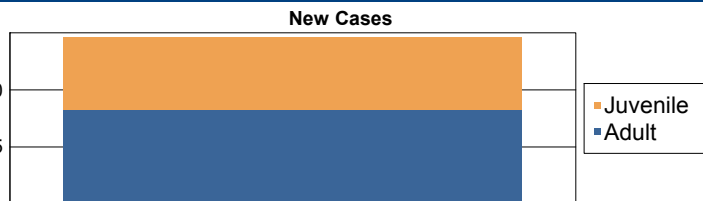
Emergency Protective Order	PE	1.0	7
Temporary Detention Order	TD	1.0	2

Commonwealth of Virginia
Caseload Statistics of the J&DR District Courts

Lunenburg

March 2016

	Filing Type	Hearings Per Case	Filings	Hearings	Concluded	Clearance Rate
Adult						
Capias	CA	1.5	3	4	2	67%
Criminal Felonv	CF	0.0	3	3	0	0%
Criminal Misdemeanor	CM	2.3	7	18	6	86%
Protective Order – Family Abuse	FP	2.0	4	9	4	100%
Motion - Modifv Protective Order	MP	1.0	1	1	1	100%
Remand Support	RS	1.0	1	1	1	100%
Show Cause	SC	2.8	9	32	11	122%
Civil Support	VS	2.1	13	22	14	108%
Adult Total			41	90	39	95.1%
Juvenile						
Protective Order – Non Family Abuse	AP	2.0	1	2	1	100%
Child in Need of Services	CS	0.0	2	4	0	0%
Custody Visitation	CV	1.3	12	14	11	92%
Delinquency Felonv	DF	2.0	1	3	1	100%
Delinquency Misdemeanor	DM	2.6	9	22	5	56%
Foster Care Review	FC	1.0	1	1	1	100%
Paternity	PT	0.0	0	1	0	0%
Child at Risk of Abuse or Neglect	RI	3.0	0	1	1	0%
Status Offense	ST	0.0	0	1	0	0%
Traffic	T	1.2	6	7	5	83%
Truancy/Runaway (Child in Need of Supervision)	TR	0.0	0	1	0	0%
Juvenile Total			32	57	25	78.1%
Totals			73	147	64	87.7%



	Total Filings with %	
Civil Support (VS)	13	18%
Custody Visitation (CV)	12	16%
Delinquency Misdemeanor (DM)	9	12%
Show Cause (SC)	9	12%
Criminal Misdemeanor (CM)	7	10%
Others	23	32%
Total	73	100%

Special Case Activities

Emergency Protective Order	PE	1.0	4
Emergency Custody Order	EC	1.0	2

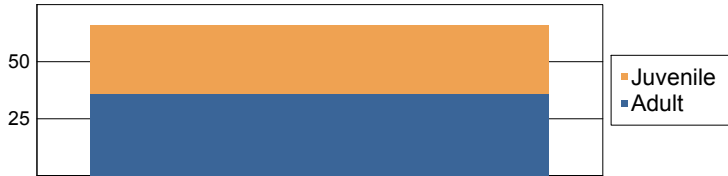
**Commonwealth of Virginia
Caseload Statistics of the J&DR District Courts**

Lunenburg

February 2016

	Filing Type	Hearings Per Case	Filings	Hearings	Concluded	Clearance Rate
Adult						
Protective Order - Non Family Abuse	AP	2.0	0	1	1	0%
Capias	CA	3.0	2	3	1	50%
Criminal Felony	CF	5.0	0	1	1	0%
Criminal Misdemeanor	CM	3.0	6	10	1	17%
Protective Order – Family Abuse	FP	2.0	3	5	2	67%
Show Cause	SC	1.6	17	25	7	41%
Civil Support	VS	1.3	8	13	6	75%
Adult Total			36	58	19	52.8%
Juvenile						
Child in Need of Services	CS	8.0	1	9	1	100%
Custody Visitation	CV	2.6	15	23	14	93%
Delinquency Felony	DF	2.0	1	4	1	100%
Delinquency Misdemeanor	DM	3.0	4	15	2	50%
Juvenile Support	JS	7.0	0	1	1	0%
Child at Risk of Abuse or Neglect	RI	0.0	0	3	0	0%
Status Offense	ST	2.0	5	7	2	40%
Traffic	T	1.7	3	7	6	200%
Truancy/Runaway (Child in Need of Supervision)	TR	0.0	1	4	0	0%
Juvenile Total			30	73	27	90.0%
Totals			66	131	46	69.7%

New Cases



	Total Filings with %	
Show Cause (SC)	17	26%
Custody Visitation (CV)	15	23%
Civil Support (VS)	8	12%
Criminal Misdemeanor (CM)	6	9%
Status Offense (ST)	5	8%
Others	15	23%
Total	66	100%

Special Case Activities

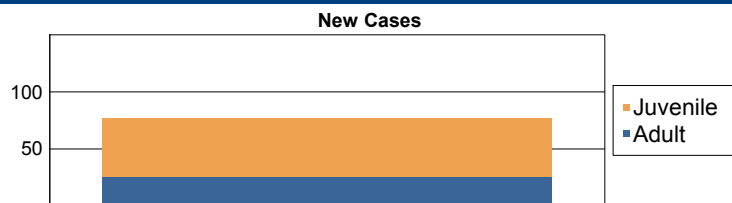
Non-Case	NC	1.0	1
Emergency Protective Order	PE	1.0	7
Emergency Custody Order	EC	1.0	2
Temporary Detention Order	TD	1.0	2

**Commonwealth of Virginia
Caseload Statistics of the J&DR District Courts**

Lunenburg

January 2016

	Filing Type	Hearings Per Case	Filings	Hearings	Concluded	Clearance Rate
Adult						
Protective Order - Non Familv Abuse	AP	0.0	1	1	0	0%
Capias	CA	1.0	3	4	2	67%
Criminal Felonv	CF	2.0	0	6	4	0%
Criminal Misdemeanor	CM	2.5	3	11	2	67%
Protective Order – Familv Abuse	FP	2.0	3	6	3	100%
Remand Support	RS	1.0	1	1	1	100%
Show Cause	SC	2.5	3	12	8	267%
Civil Support	VS	1.8	12	15	10	83%
Adult Total			26	56	30	115.4%
Juvenile						
Abuse or Neglect	AN	3.0	0	1	1	0%
Child in Need of Services	CS	9.0	6	8	1	17%
Custodv Visitation	CV	2.2	16	30	20	125%
Delinquencv Felonv	DF	4.6	6	15	5	83%
Delinquencv Misdemeanor	DM	3.1	7	23	12	171%
Juvenile Support	JS	0.0	0	1	0	0%
Paternity	PT	0.0	1	1	0	0%
Child at Risk of Abuse or Neglect	RI	0.0	1	3	0	0%
Status Offense	ST	1.0	2	2	1	50%
Traffic	T	1.3	12	15	10	83%
Truancv/Runawav (Child in Need of Supervision)	TR	0.0	0	4	0	0%
Juvenile Total			51	103	50	98.0%
Totals			77	159	80	103.9%



	Total Filings with %
Custody Visitation (CV)	16 21%
Civil Support (VS)	12 16%
Traffic (T)	12 16%
Delinquency Misdemeanor (DM)	7 9%
Child in Need of Services (CS)	6 8%
Others	24 31%
Total	77 100%

Commonwealth of Virginia
Caseload Statistics of the J&DR District Courts

Lynchburg

December 2016

	Filing Type	Hearings Per Case	Filings	Hearings	Concluded	Clearance Rate
Adult						
Protective Order - Non Familv Abuse	AP	0.0	2	2	0	0%
Capias	CA	3.3	8	39	16	200%
Criminal Felony	CF	3.3	7	39	24	343%
Criminal Misdemeanor	CM	2.8	37	141	53	143%
Protective Order – Familv Abuse	FP	2.3	19	38	18	95%
Motion - Modify Protective Order	MP	1.4	6	8	5	83%
Other	OT	1.0	1	1	1	100%
Show Cause	SC	2.7	69	153	50	72%
Restricted License - Support	SL	1.0	1	1	1	100%
Civil Support	VS	1.8	49	96	57	116%
Adult Total			199	518	225	113.1%
Juvenile						
Abuse or Neglect	AN	3.0	8	31	9	113%
Protective Order – Non Familv Abuse	AP	1.0	1	1	1	100%
Child in Need of Services	CS	4.0	2	9	5	250%
Custody Visitation	CV	1.6	117	239	96	82%
Delinquency Felony	DF	4.4	16	81	14	88%
Delinquency Misdemeanor	DM	3.5	26	120	35	135%
Entrustment Agreement	ET	1.4	4	7	7	175%
Foster Care Review	FC	1.0	5	5	5	100%
Initial Foster Care Review	IF	1.0	4	4	4	100%
Permanency Planning	PH	1.0	15	15	11	73%
Paternity	PT	2.5	3	8	4	133%
Traffic	T	2.1	7	21	15	214%
Termination of Parental Rights	TP	1.4	12	18	14	117%
Truancy/Runaway (Child in Need of Supervision)	TR	4.7	10	26	3	30%
Juvenile Total			230	585	223	97.0%
Totals			429	1,103	448	104.4%



	Total Filings with %
Custody Visitation (CV)	117 27%
Show Cause (SC)	69 16%
Civil Support (VS)	49 11%
Criminal Misdemeanor (CM)	37 9%
Delinquency Misdemeanor (DM)	26 6%
Others	131 31%
Total	429 100%

Special Case Activities

Emergency Protective Order	PE	1.0	51
Emergency Custody Order	EC	1.0	4
Mental Commitment	MC	1.0	14
Temporary Detention Order	TD	1.0	4

Commonwealth of Virginia
Caseload Statistics of the J&DR District Courts

Lynchburg

November 2016

	Filing Type	Hearings Per Case	Filings	Hearings	Concluded	Clearance Rate
Adult						
Protective Order - Non Familv Abuse	AP	3.0	0	2	1	0%
Capias	CA	2.9	18	50	21	117%
Criminal Felonv	CF	3.5	9	53	16	178%
Criminal Misdemeanor	CM	2.7	57	167	67	118%
Protective Order – Familv Abuse	FP	2.1	11	30	15	136%
Motion - Modifv Protective Order	MP	1.0	2	2	2	100%
Remand Support	RS	1.0	3	3	3	100%
Show Cause	SC	2.8	41	126	62	151%
Restricted License - Support	SL	2.0	0	1	1	0%
Civil Support	VS	1.6	60	95	68	113%
Adult Total			201	529	256	127.4%
Juvenile						
Abuse or Nealect	AN	3.8	13	37	9	69%
Protective Order – Non Familv Abuse	AP	2.0	1	2	1	100%
Child in Need of Services	CS	3.0	3	18	7	233%
Custody Visitation	CV	1.5	100	161	64	64%
Delinquencv Felonv	DF	4.5	24	78	22	92%
Delinquencv Misdemeanor	DM	2.9	26	104	25	96%
Entrustment Aareement	ET	1.0	19	19	9	47%
Foster Care Review	FC	1.1	15	16	11	73%
Initial Foster Care Review	IF	1.0	6	6	6	100%
Permanencv Planning	PH	1.0	29	29	24	83%
Paternity	PT	1.5	2	5	2	100%
Remand Custodv	RC	1.0	3	3	3	100%
Remand Visitation	RV	1.0	2	2	2	100%
Status Offense	ST	2.0	1	2	1	100%
Traffic	T	2.4	4	14	7	175%
Termination of Parental Rihts	TP	1.0	39	39	16	41%
Truancv/Runawav (Child in Need of Supervision)	TR	3.5	15	31	8	53%
Juvenile Total			302	566	217	71.9%
Totals			503	1,095	473	94.0%

New Cases



	Total Filings with %
Custody Visitation (CV)	100 20%
Civil Support (VS)	60 12%
Criminal Misdemeanor (CM)	57 11%
Show Cause (SC)	41 8%
Termination of Parental Rights (TP)	39 8%
Others	206 41%
Total	503 100%

Special Case Activities

Emeraencv Protective Order	PE	1.0	48
Emeraencv Custodv Order	EC	1.0	6
Mental Commitment	MC	1.0	14
Temporary Detention Order	TD	1.0	6

Commonwealth of Virginia
Caseload Statistics of the J&DR District Courts

Lynchburg

October 2016

	Filing Type	Hearings Per Case	Filings	Hearings	Concluded	Clearance Rate
Adult						
Protective Order - Non Familv Abuse	AP	0.0	1	2	0	0%
Capias	CA	2.8	9	39	22	244%
Criminal Felony	CF	3.2	14	67	21	150%
Criminal Misdemeanor	CM	3.2	58	163	69	119%
Protective Order – Familv Abuse	FP	2.5	21	43	22	105%
Motion - Modifv Protective Order	MP	1.0	2	2	2	100%
Show Cause	SC	2.5	53	167	80	151%
Restricted License - Support	SL	2.0	0	1	1	0%
Civil Support	VS	1.4	50	75	54	108%
Adult Total			208	559	271	130.3%
Juvenile						
Abuse or Neglect	AN	3.7	12	42	25	208%
Protective Order – Non Familv Abuse	AP	2.0	0	2	2	0%
Child in Need of Services	CS	0.0	1	4	0	0%
Custody Visitation	CV	1.6	175	285	181	103%
Delinquency Felony	DF	4.5	35	144	31	89%
Delinquency Misdemeanor	DM	4.4	32	107	36	113%
Entrustment Agreement	ET	1.0	4	4	3	75%
Foster Care Review	FC	1.0	10	10	10	100%
Initial Foster Care Review	IF	1.2	6	7	6	100%
Permanency Planning	PH	1.1	16	18	17	106%
Paternity	PT	1.0	5	6	4	80%
Status Offense	ST	1.5	1	2	2	200%
Traffic	T	1.5	12	17	10	83%
Termination of Parental Rights	TP	1.0	8	10	5	63%
Truancy/Runaway (Child in Need of Supervision)	TR	3.9	2	23	8	400%
Juvenile Total			319	681	340	106.6%
Totals			527	1,240	611	115.9%



	Total Filings with %
Custody Visitation (CV)	175 33%
Criminal Misdemeanor (CM)	58 11%
Show Cause (SC)	53 10%
Civil Support (VS)	50 9%
Delinquency Felony (DF)	35 7%
Others	156 30%
Total	527 100%

Special Case Activities

Non-Case	NC	1.0	1
Emergency Protective Order	PE	1.0	41
Emergency Custody Order	EC	1.0	4
Mental Commitment	MC	1.0	13
Temporary Detention Order	TD	1.0	12

Commonwealth of Virginia
Caseload Statistics of the J&DR District Courts
September 2016

Lynchburg

	Filing Type	Hearings Per Case	Filings	Hearings	Concluded	Clearance Rate
Adult						
Capias	CA	2.2	23	54	20	87%
Criminal Felony	CF	3.1	13	31	7	54%
Criminal Misdemeanor	CM	2.5	57	141	41	72%
Protective Order – Family Abuse	FP	2.6	12	43	25	208%
Motion - Modifv Protective Order	MP	1.2	5	6	6	120%
Other	OT	2.0	0	1	1	0%
Remand Support	RS	1.0	2	2	2	100%
Show Cause	SC	2.4	63	143	56	89%
Restricted License - Support	SL	1.5	3	4	2	67%
Civil Support	VS	1.8	59	97	52	88%
Adult Total			237	522	212	89.5%
Juvenile						
Abuse or Nelect	AN	2.9	15	44	14	93%
Protective Order – Non Familv Abuse	AP	2.0	3	4	1	33%
Child in Need of Services	CS	1.3	6	7	3	50%
Custody Visitation	CV	2.1	180	295	149	83%
Delinquency Felony	DF	5.7	7	27	6	86%
Delinquency Misdemeanor	DM	4.4	35	75	22	63%
Entrustment Agreement	ET	2.8	4	7	5	125%
Foster Care Review	FC	1.0	6	6	6	100%
Initial Foster Care Review	IF	1.0	3	3	3	100%
Permanency Planning	PH	1.1	13	14	13	100%
Paternity	PT	2.4	6	10	5	83%
Remand Custody	RC	1.0	4	4	4	100%
Child at Risk of Abuse or Nelect	RI	4.0	0	3	2	0%
Remand Visitation	RV	1.0	3	3	3	100%
Status Offense	ST	2.0	2	4	1	50%
Traffic	T	2.4	8	13	5	63%
Termination of Parental Rihts	TP	2.7	8	13	9	113%
Truancy/Runaway (Child in Need of Supervision)	TR	2.4	6	21	11	183%
Juvenile Total			309	553	262	84.8%
Totals			546	1,075	474	86.8%



	Total Filings with %
Custody Visitation (CV)	180 33%
Show Cause (SC)	63 12%
Civil Support (VS)	59 11%
Criminal Misdemeanor (CM)	57 10%
Delinquency Misdemeanor (DM)	35 6%
Others	152 28%
Total	546 100%

Special Case Activities

Emeraency Protective Order	PE	1.0	62
Mental Commitment	MC	1.3	13
Temporary Detention Order	TD	1.0	6

Commonwealth of Virginia
Caseload Statistics of the J&DR District Courts
August 2016

Lynchburg

	Filing Type	Hearings Per Case	Filings	Hearings	Concluded	Clearance Rate
Adult						
Protective Order - Non Familv Abuse	AP	0.0	0	2	0	0%
Capias	CA	2.9	17	62	24	141%
Criminal Felonv	CF	3.0	26	93	25	96%
Criminal Misdemeanor	CM	2.8	63	207	66	105%
Protective Order – Familv Abuse	FP	2.3	31	68	26	84%
Motion - Modifv Protective Order	MP	1.1	6	7	7	117%
Remand Support	RS	1.0	1	1	1	100%
Show Cause	SC	2.6	51	167	80	157%
Restricted License - Support	SL	1.0	3	3	1	33%
Civil Support	VS	2.1	47	102	58	123%
Adult Total			245	712	288	117.6%
Juvenile						
Abuse or Nealect	AN	3.7	8	31	9	113%
Protective Order – Non Familv Abuse	AP	2.0	0	2	1	0%
Child in Need of Services	CS	4.2	2	9	6	300%
Custody Visitation	CV	1.9	162	340	186	115%
Delinquencv Felonv	DF	3.6	31	104	16	52%
Delinquencv Misdemeanor	DM	3.4	29	148	48	166%
Foster Care Review	FC	1.3	5	6	6	120%
Initial Foster Care Review	IF	1.0	1	1	1	100%
Permanencv Plannng	PH	1.0	23	23	22	96%
Paternity	PT	1.0	3	4	1	33%
Remand Custodv	RC	1.0	2	2	2	100%
Child at Risk of Abuse or Nealect	RI	3.0	5	14	2	40%
Remand Visitation	RV	1.0	2	2	2	100%
Status Offense	ST	2.0	2	4	1	50%
Traffic	T	2.0	4	17	8	200%
Termination of Parental Rihts	TP	2.7	2	12	12	600%
Truancv/Runawav (Child in Need of Supervision)	TR	3.5	4	21	10	250%
Juvenile Total			285	740	333	116.8%
Totals			530	1,452	621	117.2%



	Total Filings with %
Custody Visitation (CV)	162 31%
Criminal Misdemeanor (CM)	63 12%
Show Cause (SC)	51 10%
Civil Support (VS)	47 9%
Delinquency Felony (DF)	31 6%
Others	176 33%
Total	530 100%

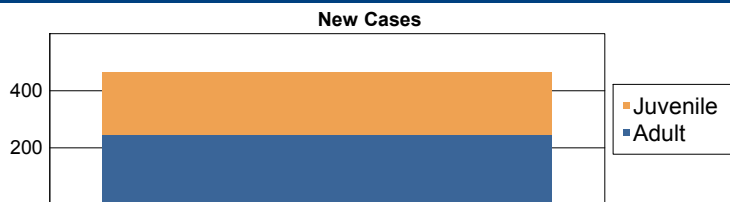
Special Case Activities

Emeraencv Protective Order	PE	1.0	113
Emeraencv Custodv Order	EC	1.0	2
Mental Commitment	MC	1.0	13
Temporary Detention Order	TD	1.0	6

Commonwealth of Virginia
Caseload Statistics of the J&DR District Courts
July 2016

Lynchburg

	Filing Type	Hearings Per Case	Filings	Hearings	Concluded	Clearance Rate
Adult						
Protective Order - Non Familv Abuse	AP	0.0	1	1	0	0%
Bond Forfeiture Show Cause	BF	3.0	0	1	1	0%
Capias	CA	3.1	18	48	20	111%
Criminal Felonv	CF	2.7	15	38	11	73%
Criminal Misdemeanor	CM	3.0	35	103	30	86%
Protective Order – Family Abuse	FP	2.7	18	42	16	89%
Motion - Modifv Protective Order	MP	1.5	3	4	2	67%
Remand Support	RS	1.0	3	3	3	100%
Show Cause	SC	2.2	90	160	57	63%
Civil Support	VS	1.4	62	96	56	90%
Adult Total			245	496	196	80.0%
Juvenile						
Abuse or Nealect	AN	3.6	11	52	14	127%
Protective Order – Non Familv Abuse	AP	1.0	4	4	2	50%
Child in Need of Services	CS	2.0	2	8	4	200%
Custody Visitation	CV	2.6	96	214	118	123%
Delinquencv Felonv	DF	3.0	11	37	6	55%
Delinquencv Misdemeanor	DM	3.0	30	91	10	33%
Entrustment Aareement	ET	1.0	4	10	4	100%
Foster Care Review	FC	1.0	16	17	15	94%
Permanencv Plannina	PH	1.3	14	16	13	93%
Paternity	PT	1.5	2	5	2	100%
Remand Custodv	RC	1.0	6	6	6	100%
Child at Risk of Abuse or Nealect	RI	0.0	0	4	0	0%
Remand Visitation	RV	1.0	6	6	6	100%
Status Offense	ST	0.0	1	1	0	0%
Traffic	T	2.0	7	8	3	43%
Termination of Parental Rihts	TP	2.4	4	29	15	375%
Truancv/Runawav (Child in Need of Supervision)	TR	4.2	4	15	5	125%
Juvenile Total			218	523	223	102.3%
Totals			463	1,019	419	90.5%



	Total Filings with %
Custody Visitation (CV)	96 21%
Show Cause (SC)	90 19%
Civil Support (VS)	62 13%
Criminal Misdemeanor (CM)	35 8%
Delinquency Misdemeanor (DM)	30 6%
Others	150 32%
Total	463 100%

Special Case Activities

Emeraencv Protective Order	PE	1.0	20
Emeraencv Custodv Order	EC	1.0	2
Mental Commitment	MC	1.0	8
Temporary Detention Order	TD	1.0	12


Commonwealth of Virginia
Caseload Statistics of the J&DR District Courts

Lynchburg

June 2016

	Filing Type	Hearings Per Case	Filings	Hearings	Concluded	Clearance Rate
Adult						
Protective Order - Non Familv Abuse	AP	3.0	0	2	2	0%
Capias	CA	2.7	15	56	24	160%
Criminal Felonv	CF	2.9	17	59	11	65%
Criminal Misdemeanor	CM	2.8	51	161	66	129%
Protective Order – Familv Abuse	FP	2.0	17	41	15	88%
Motion - Modifv Protective Order	MP	1.0	1	1	1	100%
Remand Support	RS	1.0	2	2	2	100%
Show Cause	SC	2.2	81	174	75	93%
Restricted License - Support	SL	1.5	2	3	2	100%
Civil Support	VS	1.7	55	101	62	113%
Adult Total			241	600	260	107.9%
Juvenile						
Abuse or Nealect	AN	3.5	8	52	18	225%
Protective Order – Non Familv Abuse	AP	4.0	0	2	1	0%
Child in Need of Services	CS	3.4	2	18	5	250%
Custody Visitation	CV	2.1	100	220	101	101%
Delinquencv Felonv	DF	3.5	3	104	38	1,267%
Delinquencv Misdemeanor	DM	2.9	42	137	47	112%
Entrustment Aareement	ET	1.1	7	8	8	114%
Foster Care Review	FC	1.1	28	30	29	104%
Initial Foster Care Review	IF	2.0	1	2	1	100%
Motion - Modifv Protective Order	MP	1.0	1	1	1	100%
Permanencv Planning	PH	1.3	15	20	18	120%
Paternity	PT	2.2	2	9	5	250%
Remand Custodv	RC	1.0	3	3	3	100%
Child at Risk of Abuse or Nealect	RI	3.0	0	5	1	0%
Remand Visitation	RV	1.0	3	3	3	100%
Traffic	T	1.7	9	8	6	67%
Termination of Parental Rihts	TP	1.5	22	41	25	114%
Truancv/Runaway (Child in Need of Supervision)	TR	3.4	12	48	12	100%
Juvenile Total			258	711	322	124.8%
Totals			499	1,311	582	116.6%

New Cases



	Total Filings with %
Custody Visitation (CV)	100 20%
Show Cause (SC)	81 16%
Civil Support (VS)	55 11%
Criminal Misdemeanor (CM)	51 10%
Delinquency Misdemeanor (DM)	42 8%
Others	170 34%
Total	499 100%

Special Case Activities

Emeraencv Protective Order	PE	1.0	65
Emeraencv Custodv Order	EC	1.0	8
Mental Commitment	MC	1.0	14
Temporarv Detention Order	TD	1.0	6

Commonwealth of Virginia
Caseload Statistics of the J&DR District Courts
 May 2016

Lynchburg

	Filing Type	Hearings Per Case	Filings	Hearings	Concluded	Clearance Rate
Adult						
Protective Order - Non Familv Abuse	AP	0.0	1	2	0	0%
Capias	CA	2.5	32	84	30	94%
Criminal Felonv	CF	3.0	22	75	40	182%
Criminal Misdemeanor	CM	2.6	64	179	71	111%
Protective Order – Familv Abuse	FP	2.7	16	35	13	81%
Motion - Modifv Protective Order	MP	1.3	7	9	7	100%
Remand Support	RS	1.0	5	5	5	100%
Show Cause	SC	2.4	80	183	87	109%
Restricted License - Support	SL	1.0	1	1	1	100%
Civil Support	VS	1.8	75	125	73	97%
Adult Total			303	698	327	107.9%
Juvenile						
Abuse or Nealect	AN	3.6	26	69	13	50%
Child in Need of Services	CS	3.3	10	27	6	60%
Custody Visitation	CV	2.5	117	251	127	109%
Delinquencv Felonv	DF	3.7	36	88	12	33%
Delinquencv Misdemeanor	DM	3.0	31	120	28	90%
Entrustment Agreement	ET	1.3	12	18	18	150%
Foster Care Review	FC	1.0	8	9	8	100%
Initial Foster Care Review	IF	1.0	2	2	2	100%
Permanencv Plannina	PH	1.1	24	28	25	104%
Paternity	PT	2.1	9	14	7	78%
Remand Custody	RC	1.0	6	6	6	100%
Child at Risk of Abuse or Nealect	RI	2.0	6	12	1	17%
Remand Visitation	RV	1.0	6	6	6	100%
Traffic	T	1.8	5	13	10	200%
Termination of Parental Rights	TP	1.4	36	63	44	122%
Truancv/Runawav (Child in Need of Supervision)	TR	2.4	14	33	9	64%
Juvenile Total			348	759	322	92.5%
Totals			651	1,457	649	99.7%



	Total Filings with %
Custody Visitation (CV)	117 18%
Show Cause (SC)	80 12%
Civil Support (VS)	75 12%
Criminal Misdemeanor (CM)	64 10%
Delinquency Felony (DF)	36 6%
Others	279 43%
Total	651 100%

Special Case Activities

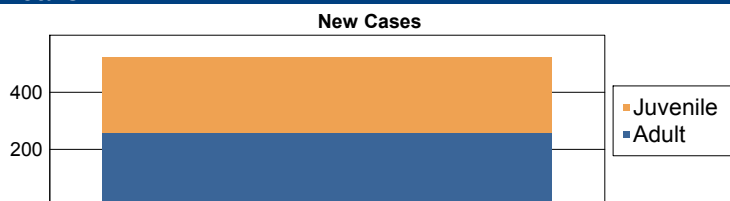
Emergency Protective Order	PE	1.0	31
Emergency Custody Order	EC	1.0	6
Mental Commitment	MC	1.0	13
Emergency Protective Order	PE	1.0	2
Temporary Detention Order	TD	1.0	2

Commonwealth of Virginia
Caseload Statistics of the J&DR District Courts

Lynchburg

April 2016

	Filing Type	Hearings Per Case	Filings	Hearings	Concluded	Clearance Rate
Adult						
Protective Order - Non Familv Abuse	AP	0.0	2	4	0	0%
Capias	CA	3.3	19	98	41	216%
Criminal Felonv	CF	3.2	19	70	11	58%
Criminal Misdemeanor	CM	2.7	62	156	64	103%
Protective Order – Familv Abuse	FP	2.3	20	54	25	125%
Motion - Modifv Protective Order	MP	1.0	6	6	5	83%
Other	OT	1.0	1	1	1	100%
Remand Support	RS	1.0	2	2	2	100%
Show Cause	SC	3.0	55	175	64	116%
Civil Support	VS	1.7	72	117	66	92%
Adult Total			258	683	279	108.1%
Juvenile						
Abuse or Nealect	AN	3.0	12	49	4	33%
Protective Order – Non Familv Abuse	AP	2.8	0	11	9	0%
Child in Need of Services	CS	2.4	7	16	5	71%
Custody Visitation	CV	2.0	102	207	93	91%
Delinquencv Felonv	DF	3.0	7	43	1	14%
Delinquencv Misdemeanor	DM	3.1	47	112	37	79%
Entrustment Aareement	ET	1.0	6	6	2	33%
Foster Care Review	FC	1.0	13	13	13	100%
Permanencv Plannina	PH	1.0	15	15	13	87%
Paternity	PT	2.5	2	8	2	100%
Remand Custodv	RC	1.0	7	7	7	100%
Remand Visitation	RV	1.0	7	7	7	100%
Traffic	T	1.9	6	9	9	150%
Termination of Parental Rihts	TP	1.4	23	31	18	78%
Truancv/Runawav (Child in Need of Supervision)	TR	2.3	12	29	4	33%
Juvenile Total			266	563	224	84.2%
Totals			524	1,246	503	96.0%



	Total Filings with %
Custody Visitation (CV)	102 19%
Civil Support (VS)	72 14%
Criminal Misdemeanor (CM)	62 12%
Show Cause (SC)	55 10%
Delinquency Misdemeanor (DM)	47 9%
Others	186 35%
Total	524 100%

Special Case Activities

Emergencv Protective Order	PE	1.0	44
Mental Commitment	MC	1.0	24
Temporarv Detention Order	TD	1.0	6

Commonwealth of Virginia
Caseload Statistics of the J&DR District Courts

Lynchburg

March 2016

	Filing Type	Hearings Per Case	Filings	Hearings	Concluded	Clearance Rate
Adult						
Capias	CA	3.2	32	93	35	109%
Criminal Felonv	CF	3.1	19	54	20	105%
Criminal Misdemeanor	CM	3.0	72	211	83	115%
Protective Order – Family Abuse	FP	2.5	20	47	21	105%
Motion - Modifv Protective Order	MP	1.0	5	5	5	100%
Other	OT	1.0	1	1	1	100%
Remand Support	RS	1.0	2	2	2	100%
Show Cause	SC	2.6	47	137	62	132%
Restricted License - Support	SL	2.0	1	3	3	300%
Civil Support	VS	1.9	36	86	47	131%
Adult Total			235	639	279	118.7%
Juvenile						
Abuse or Nealect	AN	3.3	16	42	15	94%
Protective Order – Non Familv Abuse	AP	0.0	4	5	0	0%
Child in Need of Services	CS	2.0	7	10	2	29%
Custody Visitation	CV	2.9	91	220	119	131%
Delinquencv Felonv	DF	5.1	11	38	13	118%
Delinquencv Misdemeanor	DM	3.0	39	92	26	67%
Entrustment Aareement	ET	1.0	8	8	2	25%
Foster Care Review	FC	1.0	21	22	21	100%
Initial Foster Care Review	IF	1.0	6	6	6	100%
Permanencv Planning	PH	1.0	9	9	7	78%
Paternity	PT	2.0	2	5	2	100%
Remand Custodv	RC	1.0	3	3	3	100%
Child at Risk of Abuse or Nealect	RI	2.0	2	4	2	100%
Remand Visitation	RV	1.0	3	3	3	100%
Traffic	T	1.2	11	12	9	82%
Termination of Parental Rihts	TP	1.0	15	15	3	20%
Truancv/Runawav (Child in Need of Supervision)	TR	1.8	17	33	6	35%
Juvenile Total			265	527	239	90.2%
Totals			500	1,166	518	103.6%

New Cases



	Total Filings with %
Custody Visitation (CV)	91 18%
Criminal Misdemeanor (CM)	72 14%
Show Cause (SC)	47 9%
Delinquency Misdemeanor (DM)	39 8%
Civil Support (VS)	36 7%
Others	215 43%
Total	500 100%

Special Case Activities

Emeraencv Protective Order	PE	1.0	65
Mental Commitment	MC	1.0	11
Emeraencv Protective Order	PE	1.0	2
Temporary Detention Order	TD	1.0	6

Commonwealth of Virginia
Caseload Statistics of the J&DR District Courts

Lynchburg

February 2016

	Filing Type	Hearings Per Case	Filings	Hearings	Concluded	Clearance Rate
Adult						
Bond Forfeiture Show Cause	BF	0.0	0	1	0	0%
Capias	CA	3.0	24	68	21	88%
Criminal Felony	CF	2.9	36	67	15	42%
Criminal Misdemeanor	CM	2.7	48	150	55	115%
Protective Order – Familv Abuse	FP	2.6	19	40	14	74%
Motion - Modifv Protective Order	MP	1.5	1	2	2	200%
Remand Support	RS	1.0	2	2	2	100%
Show Cause	SC	2.5	56	145	68	121%
Restricted License - Support	SL	1.0	3	3	3	100%
Civil Support	VS	1.8	66	118	74	112%
Adult Total			255	596	254	99.6%
Juvenile						
Abuse or Neglect	AN	4.3	10	39	18	180%
Protective Order – Non Familv Abuse	AP	2.0	7	13	1	14%
Child in Need of Services	CS	4.7	2	8	3	150%
Custody Visitation	CV	2.2	116	249	144	124%
Delinquency Felony	DF	4.8	2	30	6	300%
Delinquency Misdemeanor	DM	4.0	14	79	29	207%
Entrustment Agreement	ET	1.1	15	17	17	113%
Foster Care Review	FC	1.0	5	5	4	80%
Initial Foster Care Review	IF	1.0	5	5	5	100%
Motion - Modifv Protective Order	MP	5.5	0	2	2	0%
Permanency Planning	PH	1.0	24	24	23	96%
Paternity	PT	2.0	1	6	2	200%
Remand Custody	RC	1.0	2	2	2	100%
Child at Risk of Abuse or Neglect	RI	2.0	1	2	1	100%
Remand Visitation	RV	1.0	2	2	2	100%
Status Offense	ST	4.0	0	1	1	0%
Traffic	T	1.0	3	4	1	33%
Termination of Parental Rights	TP	1.4	33	43	37	112%
Truancy/Runaway (Child in Need of Supervision)	TR	4.2	8	24	9	113%
Juvenile Total			250	555	307	122.8%
Totals			505	1,151	561	111.1%

New Cases



	Total Filings with %
Custody Visitation (CV)	116 23%
Civil Support (VS)	66 13%
Show Cause (SC)	56 11%
Criminal Misdemeanor (CM)	48 10%
Criminal Felony (CF)	36 7%
Others	183 36%
Total	505 100%

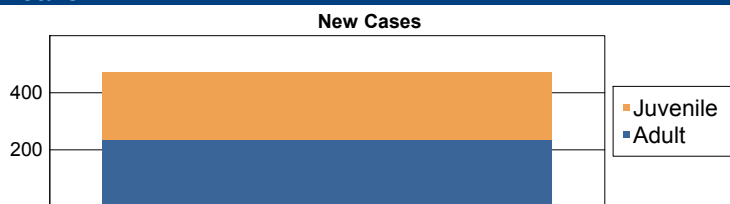
Special Case Activities

Emergency Protective Order	PE	1.0	33
Emergency Custody Order	EC	1.0	2
Mental Commitment	MC	1.0	13
Emergency Protective Order	PE	1.0	10
Temporary Detention Order	TD	1.0	10

Commonwealth of Virginia
Caseload Statistics of the J&DR District Courts
 January 2016

Lynchburg

	Filing Type	Hearings Per Case	Filings	Hearings	Concluded	Clearance Rate
Adult						
Protective Order - Non Familv Abuse	AP	3.0	0	1	1	0%
Bond Forfeiture Show Cause	BF	0.0	1	1	0	0%
Capias	CA	2.9	23	92	27	117%
Criminal Felonv	CF	3.1	15	36	14	93%
Criminal Misdemeanor	CM	3.0	71	159	62	87%
Protective Order – Familv Abuse	FP	2.0	18	45	18	100%
Motion - Modifv Protective Order	MP	1.0	2	2	2	100%
Show Cause	SC	2.7	57	175	77	135%
Civil Support	VS	1.6	48	93	51	106%
Adult Total			235	604	252	107.2%
Juvenile						
Abuse or Nealect	AN	4.2	7	34	6	86%
Protective Order – Non Familv Abuse	AP	2.0	1	2	1	100%
Child in Need of Services	CS	1.5	2	8	2	100%
Custody Visitation	CV	1.6	142	276	124	87%
Delinquencv Felonv	DF	3.8	4	35	4	100%
Delinquencv Misdemeanor	DM	2.9	17	61	17	100%
Entrustment Agreement	ET	1.0	1	1	1	100%
Foster Care Review	FC	1.2	6	7	6	100%
Initial Foster Care Review	IF	1.0	4	4	4	100%
Permanencv Plannina	PH	1.0	20	20	20	100%
Paternity	PT	2.6	4	11	5	125%
Remand Custodv	RC	1.0	1	1	1	100%
Child at Risk of Abuse or Nealect	RI	3.0	0	2	2	0%
Remand Visitation	RV	1.0	1	1	1	100%
Status Offense	ST	1.5	1	2	2	200%
Traffic	T	1.3	9	12	6	67%
Termination of Parental Rihts	TP	2.3	10	17	3	30%
Truancv/Runawav (Child in Need of Supervision)	TR	2.7	8	18	7	88%
Juvenile Total			238	512	212	89.1%
Totals			473	1,116	464	98.1%



	Total Filings with %
Custody Visitation (CV)	142 30%
Criminal Misdemeanor (CM)	71 15%
Show Cause (SC)	57 12%
Civil Support (VS)	48 10%
Capias (CA)	23 5%
Others	132 28%
Total	473 100%

Special Case Activities

Emeraencv Protective Order	PE	1.0	51
Emeraencv Custodv Order	EC	1.0	4
Mental Commitment	MC	1.0	21
Temporary Detention Order	TD	1.0	4

Commonwealth of Virginia
Caseload Statistics of the J&DR District Courts

Madison

December 2016

	Filing Type	Hearings Per Case	Filings	Hearings	Concluded	Clearance Rate
Adult						
Capias	CA	3.6	5	8	5	100%
Criminal Felony	CF	4.0	1	5	2	200%
Criminal Misdemeanor	CM	3.5	5	21	6	120%
Protective Order – Family Abuse	FP	3.0	1	3	2	200%
Protective Order - Violation of Protective Order Conviction	PV	1.0	1	1	1	100%
Show Cause	SC	9.5	4	20	6	150%
Civil Support	VS	3.2	8	14	10	125%
Adult Total			25	72	32	128.0%
Juvenile						
Abuse or Neglect	AN	4.0	1	5	1	100%
Child in Need of Services	CS	3.0	1	2	1	100%
Custody Visitation	CV	2.5	15	53	20	133%
Delinquency Felony	DF	0.0	1	4	0	0%
Delinquency Misdemeanor	DM	4.7	3	8	3	100%
Entrustment Agreement	ET	1.0	1	1	1	100%
Foster Care Review	FC	1.0	5	5	5	100%
Permanency Planning	PH	1.0	3	3	3	100%
Paternity	PT	0.0	1	3	0	0%
Restricted Driver's License	RL	1.0	1	1	1	100%
Status Offense	ST	2.5	10	21	11	110%
Traffic	T	2.7	5	6	3	60%
Termination of Parental Rights	TP	3.0	0	1	1	0%
Truancy/Runaway (Child in Need of Supervision)	TR	3.0	0	3	2	0%
Juvenile Total			47	116	52	110.6%
Totals			72	188	84	116.7%



	Total Filings with %
Custody Visitation (CV)	15 21%
Status Offense (ST)	10 14%
Civil Support (VS)	8 11%
Capias (CA)	5 7%
Criminal Misdemeanor (CM)	5 7%
Others	29 40%
Total	72 100%

Special Case Activities

Emergency Protective Order	PE	1.0	2
----------------------------	----	-----	---

Commonwealth of Virginia
Caseload Statistics of the J&DR District Courts

Madison

November 2016

	Filing Type	Hearings Per Case	Filings	Hearings	Concluded	Clearance Rate
Adult						
Capias	CA	0.0	1	2	0	0%
Criminal Felony	CF	2.0	2	4	1	50%
Criminal Misdemeanor	CM	0.0	8	10	0	0%
Protective Order – Family Abuse	FP	2.0	1	3	1	100%
Show Cause	SC	2.7	0	6	3	0%
Civil Support	VS	1.0	6	6	6	100%
Adult Total			18	31	11	61.1%
Juvenile						
Abuse or Neglect	AN	4.0	2	6	1	50%
Child in Need of Services	CS	7.0	0	1	1	0%
Custody Visitation	CV	1.8	13	34	21	162%
Delinquency Felony	DF	5.5	0	2	2	0%
Delinquency Misdemeanor	DM	5.0	0	5	2	0%
Foster Care Review	FC	1.0	1	1	1	100%
Initial Foster Care Review	IF	1.0	2	2	2	100%
Motion - Modify Protective Order	MP	2.0	0	1	1	0%
Permanency Planning	PH	1.0	11	11	11	100%
Paternity	PT	0.0	1	1	0	0%
Remand Custody	RC	1.0	1	1	1	100%
Remand Visitation	RV	1.0	1	1	1	100%
Status Offense	ST	2.6	4	7	5	125%
Traffic	T	0.0	3	3	0	0%
Termination of Parental Rights	TP	0.0	0	1	0	0%
Truancy/Runaway (Child in Need of Supervision)	TR	3.0	0	1	1	0%
Juvenile Total			39	78	50	128.2%
Totals			57	109	61	107.0%



	Total Filings with %
Custody Visitation (CV)	13 23%
Permanency Planning (PH)	11 19%
Criminal Misdemeanor (CM)	8 14%
Civil Support (VS)	6 11%
Status Offense (ST)	4 7%
Others	15 26%
Total	57 100%

Special Case Activities

Emergency Protective Order	PE	1.0	3
Temporary Detention Order	TD	1.0	2


**Commonwealth of Virginia
Caseload Statistics of the J&DR District Courts**

Madison

October 2016

	Filing Type	Hearings Per Case	Filings	Hearings	Concluded	Clearance Rate
Adult						
Capias	CA	0.0	0	4	0	0%
Criminal Felony	CF	3.0	1	6	1	100%
Criminal Misdemeanor	CM	2.6	10	22	5	50%
Protective Order – Family Abuse	FP	0.0	1	2	0	0%
Other	OT	0.0	0	1	0	0%
Show Cause	SC	3.6	9	34	8	89%
Civil Support	VS	2.8	3	11	4	133%
Adult Total			24	80	18	75.0%
Juvenile						
Abuse or Neglect	AN	3.7	2	8	3	150%
Child in Need of Services	CS	0.0	1	2	0	0%
Custody Visitation	CV	2.0	39	59	20	51%
Delinquency Felony	DF	0.0	0	1	0	0%
Delinquency Misdemeanor	DM	2.0	2	3	1	50%
Foster Care Review	FC	1.0	3	3	3	100%
Initial Foster Care Review	IF	1.0	4	4	4	100%
Motion - Modify Protective Order	MP	0.0	2	2	0	0%
Paternity	PT	1.0	1	1	1	100%
Status Offense	ST	2.0	2	3	1	50%
Traffic	T	2.0	3	5	2	67%
Termination of Parental Rights	TP	0.0	1	1	0	0%
Truancy/Runaway (Child in Need of Supervision)	TR	0.0	4	8	0	0%
Juvenile Total			64	100	35	54.7%
Totals			88	180	53	60.2%

New Cases



	Total Filings with %
Custody Visitation (CV)	39 44%
Criminal Misdemeanor (CM)	10 11%
Show Cause (SC)	9 10%
Initial Foster Care Review (IF)	4 5%
Truancy/Runaway (Child in Need of S	4 5%
Others	22 25%
Total	88 100%

Special Case Activities

Emergency Protective Order	PE	1.0	4
----------------------------	----	-----	---

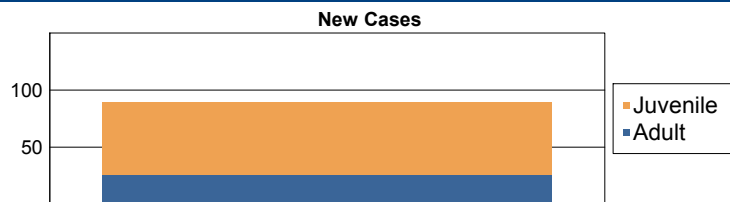
**Commonwealth of Virginia
Caseload Statistics of the J&DR District Courts**

Madison

September 2016

	Filing Type	Hearings Per Case	Filings	Hearings	Concluded	Clearance Rate
Adult						
Capias	CA	3.7	2	5	3	150%
Criminal Felonv	CF	2.0	4	7	1	25%
Criminal Misdemeanor	CM	2.2	4	10	5	125%
Protective Order – Family Abuse	FP	2.2	4	12	5	125%
Motion - Modifv Protective Order	MP	2.0	0	2	2	0%
Other	OT	7.0	1	2	1	100%
Show Cause	SC	9.3	8	31	10	125%
Civil Support	VS	1.5	3	9	4	133%
Adult Total			26	78	31	119.2%
Juvenile						
Abuse or Neglect	AN	3.2	2	18	11	550%
Child in Need of Services	CS	1.0	2	2	2	100%
Custody Visitation	CV	1.8	32	63	34	106%
Delinquency Felonv	DF	0.0	0	4	0	0%
Delinquency Misdemeanor	DM	2.8	2	5	4	200%
Foster Care Review	FC	1.0	5	5	5	100%
Initial Foster Care Review	IF	1.0	11	11	11	100%
Motion - Modifv Protective Order	MP	2.0	0	2	2	0%
Permanency Planning	PH	1.0	4	4	4	100%
Paternity	PT	3.0	1	2	1	100%
Show Cause	SC	5.0	0	1	1	0%
Status Offense	ST	2.0	0	3	1	0%
Traffic	T	2.0	3	7	5	167%
	VA	1.0	1	1	1	100%
Juvenile Total			63	128	82	130.2%

Totals			89	206	113	127.0%
---------------	--	--	-----------	------------	------------	---------------



	Total Filings with %
Custody Visitation (CV)	32 36%
Initial Foster Care Review (IF)	11 12%
Show Cause (SC)	8 9%
Foster Care Review (FC)	5 6%
Criminal Felony (CF)	4 4%
Others	29 33%
Total	89 100%

Special Case Activities

Emergency Protective Order	PE	1.0	13
----------------------------	----	-----	----

**Commonwealth of Virginia
Caseload Statistics of the J&DR District Courts**

Madison

August 2016

	Filing Type	Hearings Per Case	Filings	Hearings	Concluded	Clearance Rate
Adult						
Cabias	CA	8.3	0	8	4	0%
Criminal Felonv	CF	6.5	1	3	2	200%
Criminal Misdemeanor	CM	3.3	6	13	6	100%
Protective Order – Family Abuse	FP	0.0	2	2	0	0%
Motion - Modifv Protective Order	MP	1.0	3	3	1	33%
Protective Order - Violation of Protective Order Conviction	PV	1.0	1	1	1	100%
Remand Support	RS	1.0	1	1	1	100%
Show Cause	SC	9.4	6	29	5	83%
Civil Support	VS	1.6	5	9	5	100%
Adult Total			25	69	25	100.0%

Juvenile						
Abuse or Neglect	AN	3.6	3	21	5	167%
Child in Need of Services	CS	0.0	0	1	0	0%
Custody Visitation	CV	2.5	18	34	16	89%
Delinquency Felonv	DF	0.0	1	1	0	0%
Delinquency Misdemeanor	DM	2.8	1	8	4	400%
Foster Care Review	FC	1.0	2	2	2	100%
Initial Foster Care Review	IF	1.0	4	4	4	100%
Motion - Modifv Protective Order	MP	0.0	2	2	0	0%
Permanency Planning	PH	1.0	4	4	4	100%
Paternity	PT	0.0	2	2	0	0%
Status Offense	ST	0.0	1	3	0	0%
Traffic	T	1.0	4	4	1	25%
Truancy/Runaway (Child in Need of Supervision)	TR	3.0	0	1	1	0%
Juvenile Total			42	87	37	88.1%

Totals			67	156	62	92.5%
---------------	--	--	-----------	------------	-----------	--------------



	Total Filings with %
Custody Visitation (CV)	18 27%
Criminal Misdemeanor (CM)	6 9%
Show Cause (SC)	6 9%
Civil Support (VS)	5 7%
Motion - Modify Protective Order (MP)	5 7%
Others	27 40%
Total	67 100%

Special Case Activities

Emergency Protective Order	PE	1.0	6
----------------------------	----	-----	---


Commonwealth of Virginia
Caseload Statistics of the J&DR District Courts

Madison

July 2016

	Filing Type	Hearings Per Case	Filings	Hearings	Concluded	Clearance Rate
Adult						
Capias	CA	2.0	3	12	1	33%
Criminal Felony	CF	0.0	0	2	0	0%
Criminal Misdemeanor	CM	2.4	3	18	5	167%
Protective Order – Family Abuse	FP	2.0	2	7	5	250%
Other	OT	0.0	0	1	0	0%
Protective Order - Violation of Protective Order Conviction	PV	1.0	1	1	1	100%
Show Cause	SC	2.2	14	40	18	129%
Restricted License - Support	SL	1.0	1	1	1	100%
Civil Support	VS	1.5	4	6	2	50%
Adult Total			28	88	33	117.9%
Juvenile						
Abuse or Neglect	AN	4.0	9	12	1	11%
Custody Visitation	CV	1.7	16	30	12	75%
Delinquency Felony	DF	0.0	0	3	0	0%
Delinquency Misdemeanor	DM	2.0	4	9	3	75%
Foster Care Review	FC	1.0	5	5	5	100%
Initial Foster Care Review	IF	1.0	1	1	1	100%
Permanency Planning	PH	1.0	3	3	3	100%
Paternity	PT	2.0	0	3	3	0%
Status Offense	ST	0.0	1	3	0	0%
Traffic	T	1.0	1	0	1	100%
Truancy/Runaway (Child in Need of Supervision)	TR	4.0	0	2	1	0%
Juvenile Total			40	71	30	75.0%
Totals			68	159	63	92.6%

New Cases



	Total Filings with %	
Custody Visitation (CV)	16	24%
Show Cause (SC)	14	21%
Abuse or Neglect (AN)	9	13%
Foster Care Review (FC)	5	7%
Civil Support (VS)	4	6%
Others	20	29%
Total	68	100%

Special Case Activities

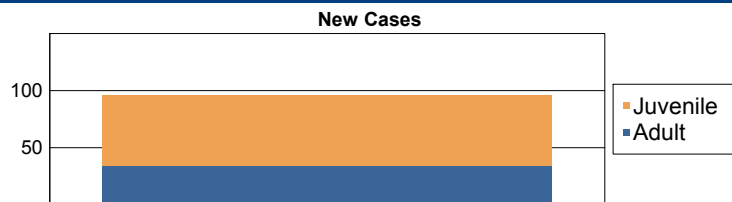
Non-Case	NC	1.0	1
Emergency Protective Order	PE	1.0	6

Commonwealth of Virginia
Caseload Statistics of the J&DR District Courts

Madison

June 2016

	Filing Type	Hearings Per Case	Filings	Hearings	Concluded	Clearance Rate
Adult						
Capias	CA	0.0	1	5	0	0%
Criminal Felonv	CF	4.0	0	4	2	0%
Criminal Misdemeanor	CM	4.0	9	15	3	33%
Protective Order – Family Abuse	FP	2.0	4	5	1	25%
Motion - Modifv Protective Order	MP	1.0	1	1	1	100%
Other	OT	1.0	1	2	1	100%
Protective Order - Violation of Protective Order Conviction	PV	1.0	2	2	2	100%
Show Cause	SC	1.8	6	29	4	67%
Civil Support	VS	1.8	10	15	12	120%
Adult Total			34	78	26	76.5%
Juvenile						
Abuse or Neglect	AN	1.0	6	14	1	17%
Child in Need of Services	CS	2.7	1	3	3	300%
Custody Visitation	CV	2.0	39	64	47	121%
Delinquency Felonv	DF	0.0	0	1	0	0%
Delinquency Misdemeanor	DM	2.5	1	10	4	400%
Foster Care Review	FC	1.0	7	7	7	100%
Permanency Planning	PH	1.0	4	4	4	100%
Paternity	PT	0.0	1	1	0	0%
Status Offense	ST	2.0	1	3	1	100%
Traffic	T	0.0	1	1	0	0%
Truancy/Runaway (Child in Need of Supervision)	TR	0.0	1	3	0	0%
Juvenile Total			62	111	67	108.1%
Totals			96	189	93	96.9%



	Total Filings with %
Custody Visitation (CV)	39 41%
Civil Support (VS)	10 10%
Criminal Misdemeanor (CM)	9 9%
Foster Care Review (FC)	7 7%
Abuse or Neglect (AN)	6 6%
Others	25 26%
Total	96 100%

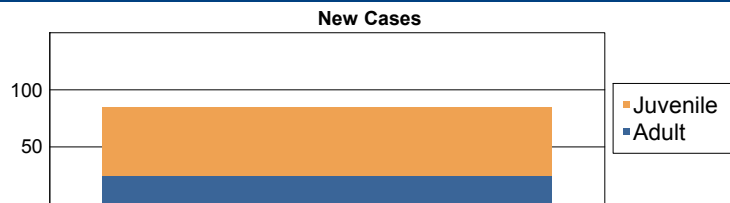
Special Case Activities

Emergency Protective Order	PE	1.0	7
----------------------------	----	-----	---

Commonwealth of Virginia
Caseload Statistics of the J&DR District Courts
 May 2016

Madison

	Filing Type	Hearings Per Case	Filings	Hearings	Concluded	Clearance Rate
Adult						
Capias	CA	3.0	1	6	1	100%
Criminal Felony	CF	0.0	1	7	0	0%
Criminal Misdemeanor	CM	2.7	4	12	3	75%
Protective Order – Family Abuse	FP	2.5	1	3	2	200%
Other	OT	1.0	3	4	3	100%
Show Cause	SC	2.0	7	29	6	86%
Restricted License - Support	SL	1.0	1	1	1	100%
Civil Support	VS	1.3	7	12	7	100%
Adult Total			25	74	23	92.0%
Juvenile						
Abuse or Neglect	AN	3.8	1	5	4	400%
Relief of Custody	CR	2.0	0	1	1	0%
Child in Need of Services	CS	2.5	0	3	2	0%
Custody Visitation	CV	2.8	27	61	33	122%
Delinquency Felony	DF	0.0	0	3	0	0%
Delinquency Misdemeanor	DM	7.0	6	7	1	17%
Entrustment Agreement	ET	1.0	2	2	2	100%
Initial Foster Care Review	IF	1.0	5	5	5	100%
Motion - Modify Protective Order	MP	1.0	1	1	1	100%
Permanency Planning	PH	1.0	6	6	6	100%
Paternity	PT	0.0	2	3	0	0%
Status Offense	ST	2.0	1	2	1	100%
Traffic	T	1.0	4	3	3	75%
Termination of Parental Rights	TP	1.5	4	6	4	100%
Truancy/Runaway (Child in Need of Supervision)	TR	0.0	1	1	0	0%
Juvenile Total			60	109	63	105.0%
Totals			85	183	86	101.2%



	Total Filings with %
Custody Visitation (CV)	27 32%
Civil Support (VS)	7 8%
Show Cause (SC)	7 8%
Delinquency Misdemeanor (DM)	6 7%
Permanency Planning (PH)	6 7%
Others	32 38%
Total	85 100%

Special Case Activities

Emergency Protective Order	PE	1.0	6
----------------------------	----	-----	---

**Commonwealth of Virginia
Caseload Statistics of the J&DR District Courts**

Madison

April 2016

	Filing Type	Hearings Per Case	Filings	Hearings	Concluded	Clearance Rate
Adult						
Cabias	CA	0.0	0	3	0	0%
Criminal Felonv	CF	0.0	1	1	0	0%
Criminal Misdemeanor	CM	3.0	2	8	2	100%
Protective Order – Family Abuse	FP	2.0	2	4	1	50%
Motion - Modifv Protective Order	MP	2.0	3	6	3	100%
Protective Order – Stalking/Acts of Violence	PC	3.0	0	3	3	0%
Remand Support	RS	1.0	2	2	2	100%
Show Cause	SC	5.5	6	22	2	33%
Civil Support	VS	1.6	6	11	7	117%
Adult Total			22	60	20	90.9%
Juvenile						
Abuse or Neglect	AN	0.0	0	3	0	0%
Child in Need of Services	CS	0.0	0	1	0	0%
Custodv Visitation	CV	3.1	9	46	22	244%
Delinquency Felonv	DF	4.0	0	5	1	0%
Delinquency Misdemeanor	DM	2.0	2	3	3	150%
Foster Care Review	FC	1.0	3	3	3	100%
Initial Foster Care Review	IF	1.0	1	1	1	100%
Permanency Planning	PH	1.3	4	6	6	150%
Paternity	PT	0.0	1	1	0	0%
Remand Custodv	RC	1.0	3	3	3	100%
Remand Visitation	RV	1.0	3	3	3	100%
Show Cause	SC	0.0	0	2	0	0%
Status Offense	ST	1.0	2	3	1	50%
Truancv/Runaway (Child in Need of Supervision)	TR	3.3	1	5	4	400%
Juvenile Total			29	85	47	162.1%

Totals			51	145	67	131.4%
---------------	--	--	-----------	------------	-----------	---------------



	Total Filings with %
Custody Visitation (CV)	9 18%
Civil Support (VS)	6 12%
Show Cause (SC)	6 12%
Permanency Planning (PH)	4 8%
Foster Care Review (FC)	3 6%
Others	23 45%
Total	51 100%

Special Case Activities

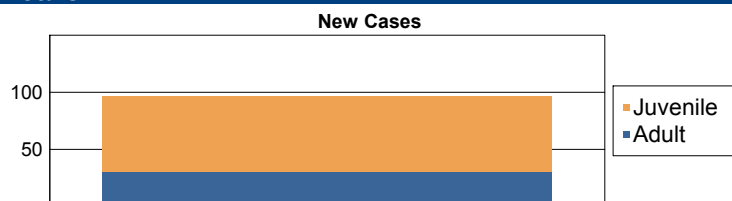
Emeraency Protective Order	PE	1.0	3
----------------------------	----	-----	---

**Commonwealth of Virginia
Caseload Statistics of the J&DR District Courts**

Madison

March 2016

	Filing Type	Hearings Per Case	Filings	Hearings	Concluded	Clearance Rate
Adult						
Capias	CA	3.0	1	7	3	300%
Criminal Felony	CF	2.0	1	3	1	100%
Criminal Misdemeanor	CM	3.0	7	16	7	100%
Protective Order – Family Abuse	FP	1.8	4	7	4	100%
Motion - Modifv Protective Order	MP	1.0	1	1	1	100%
Other	OT	2.0	0	1	1	0%
Protective Order - Violation of Protective Order Conviction	PV	1.0	2	2	2	100%
Remand Support	RS	1.0	1	1	1	100%
Show Cause	SC	3.0	5	23	1	20%
Restricted License - Support	SL	1.0	1	1	1	100%
Civil Support	VS	1.8	7	11	5	71%
Adult Total			30	73	27	90.0%
Juvenile						
Abuse or Neglect	AN	2.5	6	12	4	67%
Relief of Custody	CR	0.0	1	1	0	0%
Child in Need of Services	CS	0.0	1	4	0	0%
Custody Visitation	CV	2.9	34	101	38	112%
Delinquency Felony	DF	0.0	0	2	0	0%
Delinquency Misdemeanor	DM	1.0	2	4	1	50%
Foster Care Review	FC	1.0	2	2	2	100%
Initial Foster Care Review	IF	1.0	5	5	5	100%
Permanency Planning	PH	1.0	6	6	6	100%
Remand Custody	RC	1.0	2	2	2	100%
Remand Visitation	RV	1.0	2	2	2	100%
Status Offense	ST	1.0	1	1	1	100%
Termination of Parental Rights	TP	1.0	4	4	4	100%
Truancy/Runaway (Child in Need of Supervision)	TR	0.0	0	1	0	0%
Juvenile Total			66	147	65	98.5%
Totals			96	220	92	95.8%



	Total Filings	with %
Custody Visitation (CV)	34	35%
Civil Support (VS)	7	7%
Criminal Misdemeanor (CM)	7	7%
Abuse or Neglect (AN)	6	6%
Permanency Planning (PH)	6	6%
Others	36	38%
Total	96	100%

Special Case Activities

Emergency Protective Order	PE	1.0	9
----------------------------	----	-----	---


**Commonwealth of Virginia
Caseload Statistics of the J&DR District Courts**

Madison

February 2016

	Filing Type	Hearings Per Case	Filings	Hearings	Concluded	Clearance Rate
Adult						
Capias	CA	2.0	0	8	1	0%
Criminal Felony	CF	2.5	1	7	4	400%
Criminal Misdemeanor	CM	2.5	3	19	6	200%
Protective Order – Family Abuse	FP	1.5	2	3	2	100%
Other	OT	1.5	3	4	4	133%
Protective Order – Stalking/Acts of Violence	PC	0.0	3	6	0	0%
Show Cause	SC	1.2	10	22	9	90%
Civil Support	VS	1.9	11	17	16	145%
Adult Total			33	86	42	127.3%
Juvenile						
Abuse or Neglect	AN	4.2	1	13	6	600%
Child in Need of Services	CS	3.3	2	8	4	200%
Custody Visitation	CV	2.2	32	59	25	78%
Delinquency Misdemeanor	DM	3.3	1	9	6	600%
Foster Care Review	FC	1.0	3	3	3	100%
Initial Foster Care Review	IF	1.0	5	5	5	100%
Permanency Planning	PH	1.5	4	6	4	100%
Remand Custody	RC	1.0	1	1	1	100%
Child at Risk of Abuse or Neglect	RI	1.0	6	6	6	100%
Remand Visitation	RV	1.0	1	1	1	100%
Status Offense	ST	2.0	3	4	1	33%
Traffic	T	1.7	3	5	6	200%
Truancy/Runaway (Child in Need of Supervision)	TR	0.0	1	2	0	0%
Juvenile Total			63	122	68	107.9%
Totals			96	208	110	114.6%

New Cases



	Total Filings with %
Custody Visitation (CV)	32 33%
Civil Support (VS)	11 11%
Show Cause (SC)	10 10%
Child at Risk of Abuse or Neglect (RI)	6 6%
Initial Foster Care Review (IF)	5 5%
Others	32 33%
Total	96 100%

**Commonwealth of Virginia
Caseload Statistics of the J&DR District Courts**

Madison

January 2016

	Filing Type	Hearings Per Case	Filings	Hearings	Concluded	Clearance Rate
Adult						
Capias	CA	0.0	0	2	0	0%
Criminal Felony	CF	3.0	1	2	1	100%
Criminal Misdemeanor	CM	2.7	5	16	7	140%
Protective Order – Family Abuse	FP	2.5	1	3	2	200%
Other	OT	1.0	1	1	1	100%
Show Cause	SC	2.2	3	20	5	167%
Civil Support	VS	2.3	5	14	7	140%
Adult Total			16	58	23	143.8%
Juvenile						
Abuse or Neglect	AN	0.0	6	16	0	0%
Child in Need of Services	CS	5.0	3	9	4	133%
Custody Visitation	CV	3.0	33	87	36	109%
Delinquency Felony	DF	0.0	2	6	0	0%
Delinquency Misdemeanor	DM	3.0	6	11	1	17%
Permanency Planning	PH	1.0	5	5	3	60%
Show Cause	SC	0.0	0	1	0	0%
Traffic	T	1.3	2	2	3	150%
Truancy/Runaway (Child in Need of Supervision)	TR	0.0	1	2	0	0%
Juvenile Total			58	139	47	81.0%
Totals			74	197	70	94.6%



	Total Filings with %
Custody Visitation (CV)	33 45%
Abuse or Neglect (AN)	6 8%
Delinquency Misdemeanor (DM)	6 8%
Civil Support (VS)	5 7%
Criminal Misdemeanor (CM)	5 7%
Others	19 26%
Total	74 100%

Special Case Activities

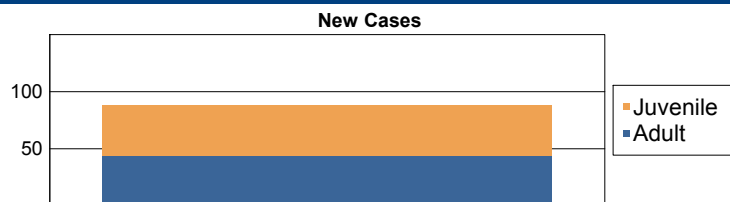
Emergency Protective Order	PE	1.0	9
----------------------------	----	-----	---

Commonwealth of Virginia
Caseload Statistics of the J&DR District Courts

Martinsville

December 2016

	Filing Type	Hearings Per Case	Filings	Hearings	Concluded	Clearance Rate
Adult						
Capias	CA	1.8	2	5	4	200%
Criminal Felony	CF	4.7	2	5	3	150%
Criminal Misdemeanor	CM	2.5	9	24	10	111%
Protective Order – Family Abuse	FP	0.0	2	6	0	0%
Show Cause	SC	2.8	4	50	21	525%
Restricted License - Support	SL	1.0	1	1	1	100%
Civil Support	VS	1.4	24	42	20	83%
Adult Total			44	133	59	134.1%
Juvenile						
Abuse or Neglect	AN	3.0	0	4	3	0%
Capias	CA	0.0	0	1	0	0%
Custody Visitation	CV	1.7	39	86	48	123%
Delinquency Felony	DF	0.0	0	1	0	0%
Delinquency Misdemeanor	DM	3.0	0	4	1	0%
Foster Care Review	FC	1.0	2	3	2	100%
Traffic	T	0.0	0	1	0	0%
Termination of Parental Rights	TP	1.0	2	2	2	100%
	VA	1.0	1	1	1	100%
Juvenile Total			44	103	57	129.5%
Totals			88	236	116	131.8%



	Total Filings with %	
Custody Visitation (CV)	39	44%
Civil Support (VS)	24	27%
Criminal Misdemeanor (CM)	9	10%
Show Cause (SC)	4	5%
Capias (CA)	2	2%
Others	10	11%
Total	88	100%

Special Case Activities

Emergency Protective Order	PE	1.0	19
Non-Case	NC	1.0	2

Commonwealth of Virginia
Caseload Statistics of the J&DR District Courts

Martinsville

November 2016

	Filing Type	Hearings Per Case	Filings	Hearings	Concluded	Clearance Rate
Adult						
Capias	CA	1.7	4	7	3	75%
Criminal Felonv	CF	2.0	0	3	1	0%
Criminal Misdemeanor	CM	2.3	13	32	16	123%
Protective Order – Family Abuse	FP	2.2	2	9	6	300%
Motion - Modifv Protective Order	MP	1.0	1	1	1	100%
Show Cause	SC	2.9	33	78	26	79%
Restricted License - Support	SL	1.0	1	1	1	100%
Civil Support	VS	1.4	28	51	27	96%
Adult Total			82	182	81	98.8%
Juvenile						
Abuse or Neglect	AN	0.0	0	1	0	0%
Capias	CA	0.0	1	1	0	0%
Relief of Custodv	CR	0.0	0	1	0	0%
Custodv Visitation	CV	1.8	36	98	46	128%
Delinquency Felonv	DF	0.0	0	8	0	0%
Delinquency Misdemeanor	DM	2.3	0	10	3	0%
Initial Foster Care Review	IF	1.0	1	1	1	100%
Traffic	T	2.0	0	1	1	0%
Juvenile Total			38	121	51	134.2%
Totals			120	303	132	110.0%



	Total Filings with %	
Custody Visitation (CV)	36	30%
Show Cause (SC)	33	28%
Civil Support (VS)	28	23%
Criminal Misdemeanor (CM)	13	11%
Capias (CA)	5	4%
Others	5	4%
Total	120	100%

Special Case Activities

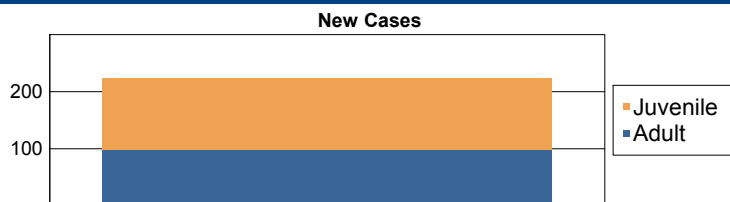
Emeraencv Protective Order	PE	1.0	6
Emeraencv Custodv Order	EC	1.0	2
Non-Case	NC	1.0	5
Temporary Detention Order	TD	1.0	2

Commonwealth of Virginia
Caseload Statistics of the J&DR District Courts

Martinsville

October 2016

	Filing Type	Hearings Per Case	Filings	Hearings	Concluded	Clearance Rate
Adult						
Capias	CA	1.5	4	7	4	100%
Criminal Felonv	CF	2.7	2	12	7	350%
Criminal Misdemeanor	CM	2.4	16	35	14	88%
Protective Order – Family Abuse	FP	2.4	7	10	5	71%
Motion - Modifv Protective Order	MP	1.0	1	1	1	100%
Show Cause	SC	2.5	21	56	21	100%
Restricted License - Support	SL	1.0	2	2	2	100%
Civil Support	VS	1.3	45	51	26	58%
Adult Total			98	174	80	81.6%
Juvenile						
Abuse or Neglect	AN	3.0	0	1	1	0%
Relief of Custody	CR	0.0	1	1	0	0%
Custody Visitation	CV	1.2	112	128	65	58%
Delinquency Felonv	DF	5.0	6	7	1	17%
Delinquency Misdemeanor	DM	3.8	2	8	4	200%
Status Offense	ST	3.0	0	1	1	0%
Traffic	T	2.3	4	7	4	100%
Truancy/Runaway (Child in Need of Supervision)	TR	4.0	0	1	1	0%
Juvenile Total			125	154	77	61.6%
Totals			223	328	157	70.4%



	Total Filings with %	
Custody Visitation (CV)	112	50%
Civil Support (VS)	45	20%
Show Cause (SC)	21	9%
Criminal Misdemeanor (CM)	16	7%
Protective Order – Family Abuse (FP)	7	3%
Others	22	10%
Total	223	100%

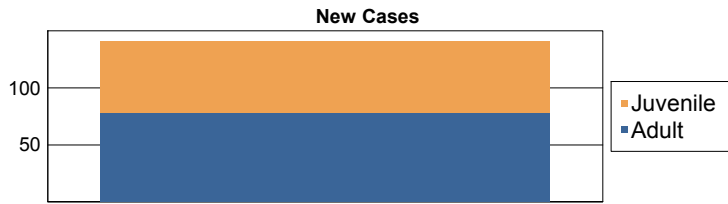
Special Case Activities

Emergency Protective Order	PE	1.0	11
Non-Case	NC	1.0	1

Commonwealth of Virginia
Caseload Statistics of the J&DR District Courts
September 2016

Martinsville

	Filing Type	Hearings Per Case	Filings	Hearings	Concluded	Clearance Rate
Adult						
Capias	CA	1.5	2	4	2	100%
Criminal Felonv	CF	4.0	8	15	1	13%
Criminal Misdemeanor	CM	2.6	11	30	12	109%
Protective Order – Family Abuse	FP	1.8	4	8	4	100%
Remand Support	RS	1.0	1	1	1	100%
Show Cause	SC	3.4	22	73	26	118%
Restricted License - Support	SL	2.0	0	1	1	0%
Civil Support	VS	1.4	30	40	23	77%
Adult Total			78	172	70	89.7%
Juvenile						
Abuse or Neglect	AN	0.0	1	2	0	0%
Capias	CA	2.0	0	1	1	0%
Relief of Custody	CR	0.0	0	1	0	0%
Custody Visitation	CV	1.6	51	80	37	73%
Delinquency Felonv	DF	5.0	2	10	3	150%
Delinquency Misdemeanor	DM	4.6	3	19	9	300%
Foster Care Review	FC	1.0	1	1	1	100%
Paternity	PT	2.0	0	2	2	0%
Remand Custody	RC	1.0	2	2	2	100%
Remand Visitation	RV	1.0	2	2	2	100%
	VA	1.0	1	1	1	100%
Juvenile Total			63	121	58	92.1%
Totals			141	293	128	90.8%



	Total Filings with %	
Custody Visitation (CV)	51	36%
Civil Support (VS)	30	21%
Show Cause (SC)	22	16%
Criminal Misdemeanor (CM)	11	8%
Criminal Felony (CF)	8	6%
Others	19	13%
Total	141	100%

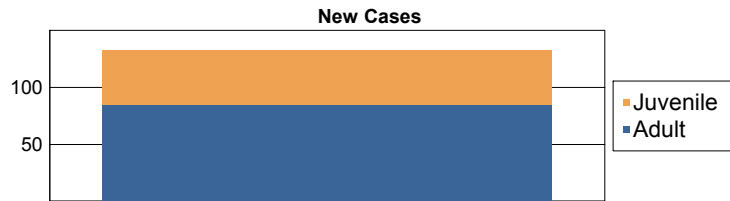
Special Case Activities

Emergency Protective Order	PE	1.0	10
Non-Case	NC	1.0	2

Commonwealth of Virginia
Caseload Statistics of the J&DR District Courts
August 2016

Martinsville

	Filing Type	Hearings Per Case	Filings	Hearings	Concluded	Clearance Rate
Adult						
Capias	CA	3.4	1	11	5	500%
Criminal Felonv	CF	3.2	0	9	6	0%
Criminal Misdemeanor	CM	1.9	24	47	21	88%
Protective Order – Family Abuse	FP	1.9	5	13	7	140%
Motion - Modifv Protective Order	MP	1.0	4	4	4	100%
Show Cause	SC	2.9	27	79	29	107%
Restricted License - Support	SL	1.0	2	2	2	100%
Civil Support	VS	1.6	22	43	31	141%
Adult Total			85	208	105	123.5%
Juvenile						
Abuse or Neglect	AN	0.0	1	1	0	0%
Protective Order – Non Family Abuse	AP	1.0	2	2	2	100%
Capias	CA	0.0	1	1	0	0%
Custody Visitation	CV	1.8	32	83	46	144%
Delinquency Felonv	DF	0.0	2	7	0	0%
Delinquency Misdemeanor	DM	2.4	10	21	5	50%
Paternity	PT	2.0	0	1	1	0%
Traffic	T	3.0	0	2	2	0%
Truancy/Runaway (Child in Need of Supervision)	TR	4.5	0	2	2	0%
Juvenile Total			48	120	58	120.8%
Totals			133	328	163	122.6%



	Total Filings with %	
Custody Visitation (CV)	32	24%
Show Cause (SC)	27	20%
Criminal Misdemeanor (CM)	24	18%
Civil Support (VS)	22	17%
Delinquency Misdemeanor (DM)	10	8%
Others	18	14%
Total	133	100%

Special Case Activities

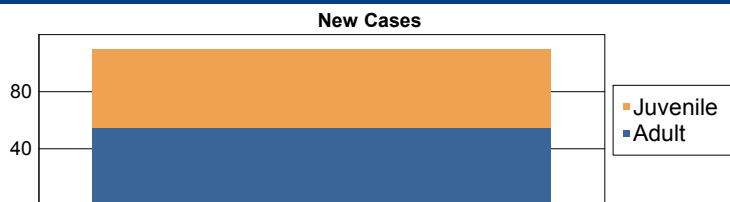
Emergency Protective Order	PE	1.1	18
Emergency Custody Order	EC	1.0	4
Non-Case	NC	1.0	3
Temporary Detention Order	TD	1.0	2

Commonwealth of Virginia
Caseload Statistics of the J&DR District Courts

Martinsville

July 2016

	Filing Type	Hearings Per Case	Filings	Hearings	Concluded	Clearance Rate
Adult						
Capias	CA	1.5	3	7	4	133%
Criminal Felonv	CF	4.3	2	9	3	150%
Criminal Misdemeanor	CM	2.8	3	16	9	300%
Protective Order – Family Abuse	FP	1.8	5	8	5	100%
Motion - Modifv Protective Order	MP	1.0	1	1	1	100%
Show Cause	SC	2.9	20	69	27	135%
Restricted License - Support	SL	1.0	1	1	1	100%
Civil Support	VS	1.5	20	31	22	110%
Adult Total			55	142	72	130.9%
Juvenile						
Abuse or Neglect	AN	9.0	0	3	1	0%
Custody Visitation	CV	1.1	42	48	27	64%
Delinquencv Felonv	DF	4.0	1	3	1	100%
Delinquencv Misdemeanor	DM	3.2	6	13	5	83%
Foster Care Review	FC	1.0	1	1	1	100%
Permanencv Planning	PH	1.0	1	1	1	100%
Paternity	PT	0.0	1	1	0	0%
Traffic	T	1.0	3	4	3	100%
Juvenile Total			55	74	39	70.9%
Totals			110	216	111	100.9%



	Total Filings with %	
Custody Visitation (CV)	42	38%
Civil Support (VS)	20	18%
Show Cause (SC)	20	18%
Delinquency Misdemeanor (DM)	6	5%
Protective Order – Family Abuse (FP)	5	5%
Others	17	15%
Total	110	100%

Special Case Activities

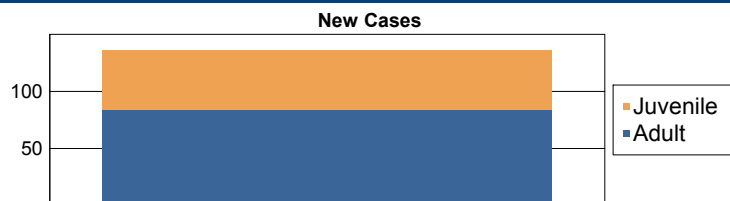
Emergency Protective Order	PE	1.0	6
Emergency Custody Order	EC	1.0	6
Non-Case	NC	1.0	2
Temporary Detention Order	TD	1.0	2

Commonwealth of Virginia
Caseload Statistics of the J&DR District Courts

Martinsville

June 2016

	Filing Type	Hearings Per Case	Filings	Hearings	Concluded	Clearance Rate
Adult						
Capias	CA	2.1	3	10	7	233%
Criminal Felonv	CF	2.5	2	11	2	100%
Criminal Misdemeanor	CM	2.6	15	49	28	187%
Protective Order – Family Abuse	FP	1.4	4	8	5	125%
Motion - Modifv Protective Order	MP	1.0	2	2	2	100%
Show Cause	SC	3.2	32	124	40	125%
Restricted License - Support	SL	1.0	1	1	1	100%
Civil Support	VS	1.6	25	39	23	92%
Adult Total			84	244	108	128.6%
Juvenile						
Abuse or Neglect	AN	2.0	3	4	2	67%
Relief of Custody	CR	0.0	0	1	0	0%
Custody Visitation	CV	1.6	45	68	39	87%
Delinquency Felonv	DF	2.7	0	4	3	0%
Delinquency Misdemeanor	DM	3.3	1	18	12	1,200%
Initial Foster Care Review	IF	1.0	1	1	1	100%
Paternity	PT	2.5	2	4	2	100%
Traffic	T	0.0	0	1	0	0%
Truancy/Runaway (Child in Need of Supervision)	TR	3.0	0	2	1	0%
Juvenile Total			52	103	60	115.4%
Totals			136	347	168	123.5%



	Total Filings with %
Custody Visitation (CV)	45 33%
Show Cause (SC)	32 24%
Civil Support (VS)	25 18%
Criminal Misdemeanor (CM)	15 11%
Protective Order – Family Abuse (FP)	4 3%
Others	15 11%
Total	136 100%

Special Case Activities


Emergency Protective Order	PE	1.0	11
Non-Case	NC	1.0	4

Commonwealth of Virginia
Caseload Statistics of the J&DR District Courts
 May 2016

Martinsville

	Filing Type	Hearings Per Case	Filings	Hearings	Concluded	Clearance Rate
Adult						
Capias	CA	1.8	8	13	5	63%
Criminal Felonv	CF	2.1	6	18	11	183%
Criminal Misdemeanor	CM	2.8	30	55	17	57%
Protective Order – Family Abuse	FP	1.3	8	10	3	38%
Motion - Modifv Protective Order	MP	1.0	1	1	1	100%
Remand Support	RS	1.0	1	1	1	100%
Show Cause	SC	2.8	60	141	47	78%
Restricted License - Support	SL	0.0	1	1	0	0%
Civil Support	VS	1.6	34	45	30	88%
Adult Total			149	285	115	77.2%
Juvenile						
Abuse or Neglect	AN	0.0	0	2	0	0%
Relief of Custodv	CR	0.0	0	1	0	0%
Custodv Visitation	CV	1.3	45	53	33	73%
Delinquency Felonv	DF	1.0	2	2	1	50%
Delinquency Misdemeanor	DM	2.6	4	10	5	125%
Paternity	PT	1.0	1	2	1	100%
Remand Custodv	RC	1.0	3	3	3	100%
Remand Visitation	RV	1.0	3	3	3	100%
Status Offense	ST	0.0	0	1	0	0%
Traffic	T	0.0	1	1	0	0%
Truancy/Runaway (Child in Need of Supervision)	TR	2.8	2	9	4	200%
Juvenile Total			61	87	50	82.0%
Totals			210	372	165	78.6%

New Cases



	Total Filings with %	
Show Cause (SC)	60	29%
Custody Visitation (CV)	45	21%
Civil Support (VS)	34	16%
Criminal Misdemeanor (CM)	30	14%
Capias (CA)	8	4%
Others	33	16%
Total	210	100%

Special Case Activities

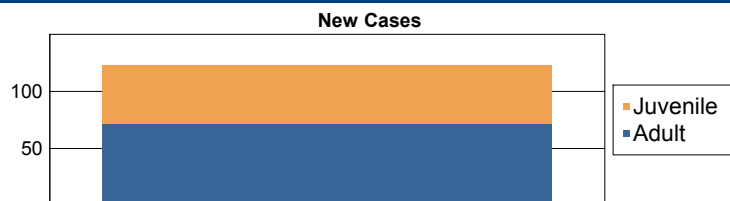
Emergency Protective Order	PE	1.0	28
Emergency Custody Order	EC	1.0	2
Non-Case	NC	1.0	5
Temporary Detention Order	TD	1.0	2

Commonwealth of Virginia
Caseload Statistics of the J&DR District Courts

Martinsville

April 2016

	Filing Type	Hearings Per Case	Filings	Hearings	Concluded	Clearance Rate
Adult						
Capias	CA	2.7	2	6	3	150%
Criminal Felony	CF	4.0	2	6	1	50%
Criminal Misdemeanor	CM	2.1	18	43	23	128%
Protective Order – Family Abuse	FP	2.0	2	6	3	150%
Motion - Modifv Protective Order	MP	1.0	2	2	2	100%
Show Cause	SC	2.3	33	75	25	76%
Restricted License - Support	SL	1.0	1	1	1	100%
Civil Support	VS	1.8	12	30	25	208%
Adult Total			72	169	83	115.3%
Juvenile						
Abuse or Neglect	AN	2.0	1	7	5	500%
Custody Visitation	CV	1.9	34	66	46	135%
Delinquency Felony	DF	3.0	1	7	4	400%
Delinquency Misdemeanor	DM	3.6	6	14	5	83%
Permanency Planning	PH	1.0	2	2	2	100%
Status Offense	ST	0.0	1	1	0	0%
Traffic	T	4.0	1	2	1	100%
Termination of Parental Rights	TP	1.0	3	3	3	100%
Truancy/Runaway (Child in Need of Supervision)	TR	3.0	2	4	1	50%
Juvenile Total			51	106	67	131.4%
Totals			123	275	150	122.0%



	Total Filings with %
Custody Visitation (CV)	34 28%
Show Cause (SC)	33 27%
Criminal Misdemeanor (CM)	18 15%
Civil Support (VS)	12 10%
Delinquency Misdemeanor (DM)	6 5%
Others	20 16%
Total	123 100%

Special Case Activities

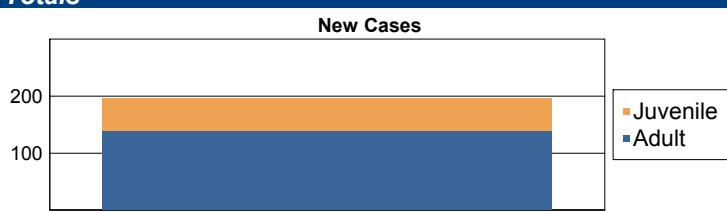
Emergency Protective Order	PE	1.0	20
Non-Case	NC	1.0	7

Commonwealth of Virginia
Caseload Statistics of the J&DR District Courts

Martinsville

March 2016

	Filing Type	Hearings Per Case	Filings	Hearings	Concluded	Clearance Rate
Adult						
Protective Order - Non Familv Abuse	AP	2.0	0	2	2	0%
Capias	CA	2.3	7	14	8	114%
Criminal Felonv	CF	2.0	15	17	1	7%
Criminal Misdemeanor	CM	2.6	26	64	19	73%
Protective Order – Familv Abuse	FP	1.8	6	9	4	67%
Motion - Modifv Protective Order	MP	1.0	1	1	1	100%
Show Cause	SC	2.7	53	133	41	77%
Restricted License - Support	SL	1.0	2	2	2	100%
Civil Support	VS	1.5	30	47	30	100%
Adult Total			140	289	108	77.1%
Juvenile						
Abuse or Neglect	AN	7.0	2	4	2	100%
Protective Order - Non Familv Abuse	AP	1.0	4	4	4	100%
Relief of Custodv	CR	0.0	1	1	0	0%
Custodv Visitation	CV	1.6	38	73	50	132%
Delinquencv Felonv	DF	0.0	4	6	0	0%
Delinquencv Misdemeanor	DM	2.8	3	8	4	133%
Paternity	PT	2.0	2	3	1	50%
Traffic	T	4.0	1	2	1	100%
Truancv/Runaway (Child in Need of Supervision)	TR	3.0	2	10	2	100%
Juvenile Total			57	111	64	112.3%
Totals			197	400	172	87.3%



	Total Filings with %
Show Cause (SC)	53 27%
Custody Visitation (CV)	38 19%
Civil Support (VS)	30 15%
Criminal Misdemeanor (CM)	26 13%
Criminal Felony (CF)	15 8%
Others	35 18%
Total	197 100%

Special Case Activities

Emergency Protective Order	PE	1.0	18
Emergency Custodv Order	EC	1.0	2
Non-Case	NC	1.0	5

**Commonwealth of Virginia
Caseload Statistics of the J&DR District Courts**

Martinsville

February 2016

	Filing Type	Hearings Per Case	Filings	Hearings	Concluded	Clearance Rate
Adult						
Protective Order - Non Family Abuse	AP	3.0	3	5	1	33%
Capias	CA	1.8	4	7	5	125%
Criminal Felony	CF	1.8	2	7	5	250%
Criminal Misdemeanor	CM	2.6	15	45	20	133%
Protective Order – Family Abuse	FP	2.3	1	5	3	300%
Motion - Modify Protective Order	MP	1.0	1	1	1	100%
Show Cause	SC	2.6	18	45	7	39%
Civil Support	VS	1.4	28	42	27	96%
Adult Total			72	157	69	95.8%
Juvenile						
Abuse or Neglect	AN	4.0	3	5	2	67%
Custody Visitation	CV	1.8	60	79	45	75%
Delinquency Felony	DF	2.0	1	3	1	100%
Delinquency Misdemeanor	DM	1.0	6	12	1	17%
Foster Care Review	FC	1.0	1	1	1	100%
Permanency Planning	PH	1.0	1	1	1	100%
Paternity	PT	0.0	1	1	0	0%
Traffic	T	0.0	0	1	0	0%
Truancy/Runaway (Child in Need of Supervision)	TR	5.0	3	5	1	33%
Juvenile Total			76	108	52	68.4%
Totals			148	265	121	81.8%



	Total Filings with %	
Custody Visitation (CV)	60	41%
Civil Support (VS)	28	19%
Show Cause (SC)	18	12%
Criminal Misdemeanor (CM)	15	10%
Delinquency Misdemeanor (DM)	6	4%
Others	21	14%
Total	148	100%

Special Case Activities

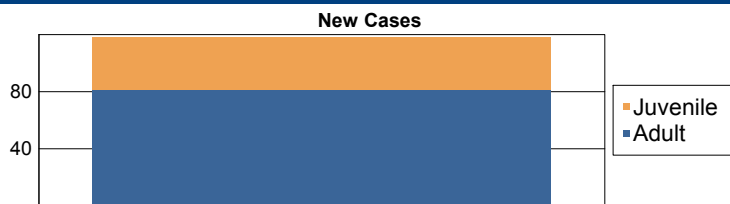
Emergency Protective Order	PE	1.0	14
Emergency Custody Order	EC	1.0	8
Non-Case	NC	1.0	1

Commonwealth of Virginia
Caseload Statistics of the J&DR District Courts

Martinsville

January 2016

	Filing Type	Hearings Per Case	Filings	Hearings	Concluded	Clearance Rate
Adult						
Capias	CA	0.0	2	3	0	0%
Criminal Felony	CF	3.8	1	6	5	500%
Criminal Misdemeanor	CM	2.9	18	52	20	111%
Protective Order – Family Abuse	FP	2.0	6	11	6	100%
Show Cause	SC	3.2	16	78	40	250%
Civil Support	VS	1.6	38	57	33	87%
Adult Total			81	207	104	128.4%
Juvenile						
Abuse or Neglect	AN	5.0	0	5	3	0%
Custody Visitation	CV	1.4	26	54	29	112%
Delinquency Felony	DF	0.0	0	2	0	0%
Delinquency Misdemeanor	DM	2.0	4	17	10	250%
Foster Care Review	FC	1.0	1	1	1	100%
Permanency Planning	PH	1.0	1	1	1	100%
Remand Custody	RC	1.0	1	1	1	100%
Remand Visitation	RV	1.0	1	1	1	100%
Traffic	T	1.6	3	6	5	167%
Truancy/Runaway (Child in Need of Supervision)	TR	0.0	0	1	0	0%
Juvenile Total			37	89	51	137.8%
Totals			118	296	155	131.4%



	Total Filings with %
Civil Support (VS)	38 32%
Custody Visitation (CV)	26 22%
Criminal Misdemeanor (CM)	18 15%
Show Cause (SC)	16 14%
Protective Order – Family Abuse (FP)	6 5%
Others	14 12%
Total	118 100%

Special Case Activities

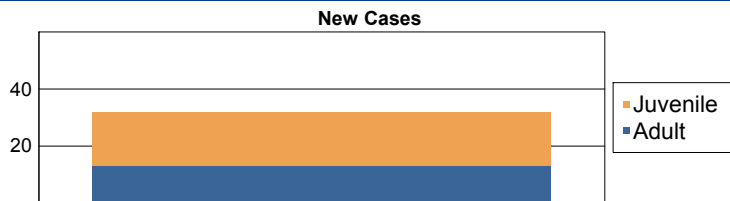
Emergency Protective Order	PE	1.0	9
Emergency Custody Order	EC	1.0	4
Non-Case	NC	1.0	1
Temporary Detention Order	TD	1.0	4

Commonwealth of Virginia
Caseload Statistics of the J&DR District Courts

Mathews

December 2016

	Filing Type	Hearings Per Case	Filings	Hearings	Concluded	Clearance Rate
Adult						
Protective Order - Non Family Abuse	AP	0.0	1	2	0	0%
Criminal Felony	CF	0.0	0	3	0	0%
Criminal Misdemeanor	CM	3.0	5	7	1	20%
Show Cause	SC	3.0	4	8	1	25%
Restricted License - Support	SL	5.0	0	4	1	0%
Civil Support	VS	1.7	3	9	3	100%
Adult Total			13	33	6	46.2%
Juvenile						
Abuse or Neglect	AN	3.0	0	4	4	0%
Custody Visitation	CV	2.1	15	35	17	113%
Delinquency Misdemeanor	DM	2.7	3	10	6	200%
Traffic	T	2.3	1	5	3	300%
Truancy/Runaway (Child in Need of Supervision)	TR	2.0	0	1	1	0%
Juvenile Total			19	55	31	163.2%
Totals			32	88	37	115.6%



	Total Filings with %	
Custody Visitation (CV)	15	47%
Criminal Misdemeanor (CM)	5	16%
Show Cause (SC)	4	13%
Civil Support (VS)	3	9%
Delinquency Misdemeanor (DM)	3	9%
Others	2	6%
Total	32	100%

Special Case Activities

Emergency Protective Order	PE	1.0	5
Emergency Protective Order	PE	1.0	2

Commonwealth of Virginia
Caseload Statistics of the J&DR District Courts

Mathews

November 2016

	Filing Type	Hearings Per Case	Filings	Hearings	Concluded	Clearance Rate
Adult						
Capias	CA	1.0	1	1	1	100%
Criminal Felony	CF	3.5	0	5	2	0%
Criminal Misdemeanor	CM	2.3	4	15	6	150%
Protective Order – Family Abuse	FP	2.5	1	3	2	200%
Remand Support	RS	1.0	1	1	1	100%
Show Cause	SC	3.0	4	7	3	75%
Civil Support	VS	1.0	3	5	1	33%
Adult Total			14	37	16	114.3%
Juvenile						
Abuse or Neglect	AN	4.0	0	1	1	0%
Custody Visitation	CV	1.3	8	14	7	88%
Delinquency Misdemeanor	DM	0.0	2	3	0	0%
Initial Foster Care Review	IF	1.0	1	1	1	100%
Remand Custody	RC	1.0	3	3	3	100%
Remand Visitation	RV	1.0	3	3	3	100%
Traffic	T	1.6	3	6	5	167%
Juvenile Total			20	31	20	100.0%
Totals			34	68	36	105.9%

New Cases



	Total Filings with %	
Custody Visitation (CV)	8	24%
Criminal Misdemeanor (CM)	4	12%
Show Cause (SC)	4	12%
Civil Support (VS)	3	9%
Remand Custody (RC)	3	9%
Others	12	35%
Total	34	100%

Special Case Activities

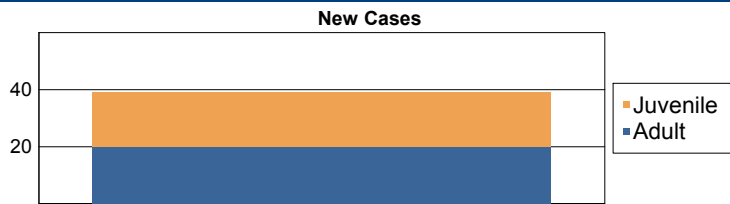
Emergency Protective Order	PE	1.0	5
Temporary Detention Order	TD	1.0	2

Commonwealth of Virginia
 Caseload Statistics of the J&DR District Courts

Mathews

October 2016

	Filing Type	Hearings Per Case	Filings	Hearings	Concluded	Clearance Rate
Adult						
Protective Order - Non Family Abuse	AP	2.0	0	1	1	0%
Criminal Felony	CF	2.0	0	7	2	0%
Criminal Misdemeanor	CM	2.6	4	16	9	225%
Protective Order – Family Abuse	FP	2.0	3	7	4	133%
Remand Support	RS	1.0	1	1	1	100%
Show Cause	SC	1.7	4	13	7	175%
Restricted License - Support	SL	1.0	1	5	1	100%
Civil Support	VS	2.0	7	11	3	43%
Adult Total			20	61	28	140.0%
Juvenile						
Abuse or Neglect	AN	0.0	0	1	0	0%
Custody Visitation	CV	2.2	12	30	13	108%
Delinquency Felony	DF	2.0	0	4	1	0%
Delinquency Misdemeanor	DM	3.8	3	12	5	167%
Remand Custody	RC	1.0	1	1	1	100%
Remand Visitation	RV	1.0	1	1	1	100%
Status Offense	ST	0.0	0	1	0	0%
Traffic	T	1.5	2	3	2	100%
Juvenile Total			19	53	23	121.1%
Totals			39	114	51	130.8%



	Total Filings with %
Custody Visitation (CV)	12 31%
Civil Support (VS)	7 18%
Criminal Misdemeanor (CM)	4 10%
Show Cause (SC)	4 10%
Delinquency Misdemeanor (DM)	3 8%
Others	9 23%
Total	39 100%

Special Case Activities

Emergency Protective Order	PE	1.0	8
----------------------------	----	-----	---

Commonwealth of Virginia
Caseload Statistics of the J&DR District Courts

Mathews

September 2016

	Filing Type	Hearings Per Case	Filings	Hearings	Concluded	Clearance Rate
Adult						
Protective Order - Non Family Abuse	AP	0.0	1	1	0	0%
Criminal Felony	CF	2.0	5	8	1	20%
Criminal Misdemeanor	CM	2.0	4	8	2	50%
Protective Order – Family Abuse	FP	2.0	2	3	1	50%
Remand Support	RS	1.0	1	1	1	100%
Show Cause	SC	0.0	0	1	0	0%
Civil Support	VS	1.0	2	2	1	50%
Adult Total			15	24	6	40.0%
Juvenile						
Abuse or Neglect	AN	0.0	5	10	0	0%
Custody Visitation	CV	1.4	11	15	5	45%
Delinquency Felony	DF	0.0	1	2	0	0%
Delinquency Misdemeanor	DM	2.0	2	5	1	50%
Remand Custody	RC	1.0	1	1	1	100%
Status Offense	ST	0.0	1	1	0	0%
Traffic	T	1.2	5	6	5	100%
Truancy/Runaway (Child in Need of Supervision)	TR	4.3	0	3	3	0%
Juvenile Total			26	43	15	57.7%
Totals			41	67	21	51.2%



	Total Filings with %	
Custody Visitation (CV)	11	27%
Abuse or Neglect (AN)	5	12%
Criminal Felony (CF)	5	12%
Traffic (T)	5	12%
Criminal Misdemeanor (CM)	4	10%
Others	11	27%
Total	41	100%

Special Case Activities

Emergency Protective Order	PE	1.0	4
----------------------------	----	-----	---

Commonwealth of Virginia
Caseload Statistics of the J&DR District Courts

Mathews

August 2016

	Filing Type	Hearings Per Case	Filings	Hearings	Concluded	Clearance Rate
Adult						
Criminal Felony	CF	3.0	2	6	4	200%
Criminal Misdemeanor	CM	0.0	6	8	0	0%
Protective Order – Family Abuse	FP	2.0	2	4	3	150%
Motion - Modify Protective Order	MP	1.0	1	1	1	100%
Show Cause	SC	2.0	5	10	2	40%
Restricted License - Support	SL	0.0	0	4	0	0%
Civil Support	VS	2.2	5	9	5	100%
Adult Total			21	42	15	71.4%
Juvenile						
Custody Visitation	CV	1.6	26	48	24	92%
Delinquency Felony	DF	0.0	1	1	0	0%
Delinquency Misdemeanor	DM	3.0	2	5	1	50%
Status Offense	ST	0.0	0	1	0	0%
Traffic	T	2.5	3	9	6	200%
Juvenile Total			32	64	31	96.9%
Totals			53	106	46	86.8%



	Total Filings with %
Custody Visitation (CV)	26 49%
Criminal Misdemeanor (CM)	6 11%
Civil Support (VS)	5 9%
Show Cause (SC)	5 9%
Traffic (T)	3 6%
Others	8 15%
Total	53 100%

Special Case Activities

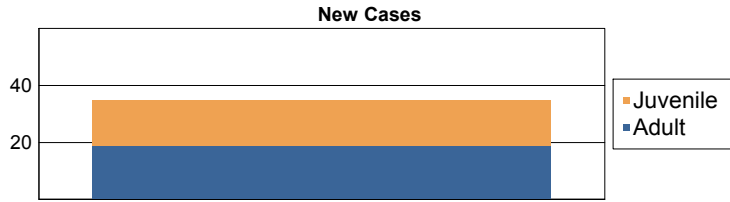
Emergency Protective Order	PE	1.0	2
----------------------------	----	-----	---

Commonwealth of Virginia
Caseload Statistics of the J&DR District Courts

Mathews

July 2016

	Filing Type	Hearings Per Case	Filings	Hearings	Concluded	Clearance Rate
Adult						
Protective Order - Non Family Abuse	AP	2.0	1	2	1	100%
Criminal Felony	CF	0.0	2	6	0	0%
Criminal Misdemeanor	CM	2.7	7	15	6	86%
Protective Order – Family Abuse	FP	0.0	1	2	0	0%
Protective Order - Violation of Protective Order Conviction	PV	1.0	1	1	1	100%
Show Cause	SC	3.0	4	8	2	50%
Civil Support	VS	1.3	3	4	4	133%
Adult Total			19	38	14	73.7%
Juvenile						
Custody Visitation	CV	2.0	12	24	13	108%
Delinquency Felony	DF	0.0	0	1	0	0%
Delinquency Misdemeanor	DM	4.5	1	3	2	200%
Motion - Modify Protective Order	MP	1.0	3	3	3	100%
Traffic	T	2.7	0	5	3	0%
Truancy/Runaway (Child in Need of Supervision)	TR	0.0	0	2	0	0%
Juvenile Total			16	38	21	131.3%
Totals			35	76	35	100.0%



	Total Filings with %
Custody Visitation (CV)	12 34%
Criminal Misdemeanor (CM)	7 20%
Show Cause (SC)	4 11%
Civil Support (VS)	3 9%
Motion - Modify Protective Order (MP)	3 9%
Others	6 17%
Total	35 100%

Special Case Activities

Emergency Protective Order	PE	1.0	4
----------------------------	----	-----	---

Commonwealth of Virginia
Caseload Statistics of the J&DR District Courts

Mathews

June 2016

	Filing Type	Hearings Per Case	Filings	Hearings	Concluded	Clearance Rate
Adult						
Capias	CA	2.0	0	1	1	0%
Criminal Felony	CF	1.2	10	11	6	60%
Criminal Misdemeanor	CM	1.6	12	17	8	67%
Protective Order – Family Abuse	FP	2.0	2	5	2	100%
Other	OT	1.0	5	5	5	100%
Protective Order - Violation of Protective Order Conviction	PV	1.0	1	1	1	100%
Show Cause	SC	3.6	5	13	7	140%
Restricted License - Support	SL	0.0	1	4	0	0%
Civil Support	VS	1.7	6	9	7	117%
Adult Total			42	66	37	88.1%
Juvenile						
Custody Visitation	CV	1.7	10	13	13	130%
Delinquency Felony	DF	4.0	0	2	1	0%
Delinquency Misdemeanor	DM	0.0	1	6	0	0%
Show Cause	SC	2.0	0	1	1	0%
Status Offense	ST	0.0	0	1	0	0%
Traffic	T	0.0	2	7	0	0%
Truancy/Runaway (Child in Need of Supervision)	TR	0.0	0	3	0	0%
Juvenile Total			13	33	15	115.4%
Totals			55	99	52	94.5%



	Total Filings with %
Criminal Misdemeanor (CM)	12 22%
Criminal Felony (CF)	10 18%
Custody Visitation (CV)	10 18%
Civil Support (VS)	6 11%
Other (OT)	5 9%
Others	12 22%
Total	55 100%

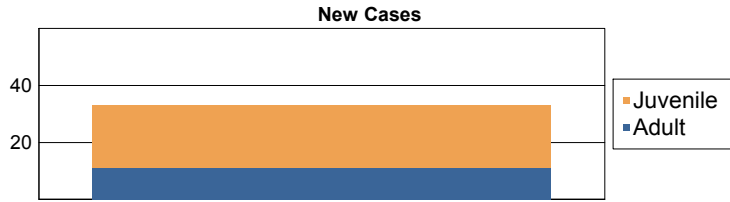
Special Case Activities

Emergency Protective Order	PE	1.0	5
----------------------------	----	-----	---

Commonwealth of Virginia
Caseload Statistics of the J&DR District Courts
 May 2016

Mathews

	Filing Type	Hearings Per Case	Filings	Hearings	Concluded	Clearance Rate
Adult						
Protective Order - Non Family Abuse	AP	1.0	1	1	1	100%
Capias	CA	3.0	1	2	1	100%
Criminal Felony	CF	4.0	0	1	1	0%
Criminal Misdemeanor	CM	3.0	0	3	2	0%
Protective Order – Family Abuse	FP	1.5	3	4	2	67%
Protective Order - Violation of Protective Order Conviction	PV	1.0	2	2	2	100%
Show Cause	SC	3.0	4	7	1	25%
Civil Support	VS	5.0	0	3	1	0%
Adult Total			11	23	11	100.0%
Juvenile						
Custody Visitation	CV	1.4	11	14	10	91%
Delinquency Felony	DF	0.0	1	1	0	0%
Delinquency Misdemeanor	DM	0.0	2	2	0	0%
Show Cause	SC	0.0	1	1	0	0%
Traffic	T	1.5	7	8	2	29%
Juvenile Total			22	26	12	54.5%
Totals			33	49	23	69.7%



	Total Filings with %
Custody Visitation (CV)	11 33%
Traffic (T)	7 21%
Show Cause (SC)	5 15%
Protective Order – Family Abuse (FP)	3 9%
Delinquency Misdemeanor (DM)	2 6%
Others	5 15%
Total	33 100%

Special Case Activities

Emergency Protective Order	PE	1.0	3
Temporary Detention Order	TD	1.0	2

Commonwealth of Virginia
Caseload Statistics of the J&DR District Courts

Mathews

April 2016

	Filing Type	Hearings Per Case	Filings	Hearings	Concluded	Clearance Rate
Adult						
Criminal Felony	CF	2.8	0	17	17	0%
Criminal Misdemeanor	CM	2.0	4	11	2	50%
Protective Order – Family Abuse	FP	1.7	3	5	3	100%
Motion - Modify Protective Order	MP	1.0	1	1	1	100%
Show Cause	SC	2.0	1	3	3	300%
Restricted License - Support	SL	0.0	1	3	0	0%
Civil Support	VS	1.1	8	10	7	88%
Adult Total			18	50	33	183.3%
Juvenile						
Custody Visitation	CV	1.4	21	29	11	52%
Delinquency Misdemeanor	DM	1.0	4	4	1	25%
Remand Custody	RC	1.0	4	4	4	100%
Remand Visitation	RV	1.0	2	2	2	100%
Show Cause	SC	2.0	2	4	2	100%
Status Offense	ST	0.0	1	1	0	0%
Traffic	T	1.8	2	5	4	200%
Juvenile Total			36	49	24	66.7%
Totals			54	99	57	105.6%

New Cases



	Total Filings with %	
Custody Visitation (CV)	21	39%
Civil Support (VS)	8	15%
Criminal Misdemeanor (CM)	4	7%
Delinquency Misdemeanor (DM)	4	7%
Remand Custody (RC)	4	7%
Others	13	24%
Total	54	100%

Special Case Activities

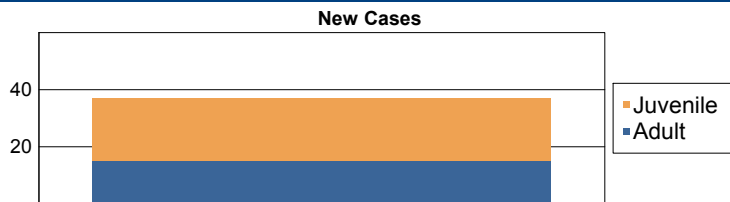
Emergency Protective Order	PE	1.0	3
----------------------------	----	-----	---

Commonwealth of Virginia
Caseload Statistics of the J&DR District Courts

Mathews

March 2016

	Filing Type	Hearings Per Case	Filings	Hearings	Concluded	Clearance Rate
Adult						
Capias	CA	2.3	0	3	3	0%
Criminal Felony	CF	0.0	2	17	0	0%
Criminal Misdemeanor	CM	2.5	4	8	4	100%
Protective Order – Family Abuse	FP	2.0	1	3	2	200%
Show Cause	SC	4.0	1	5	3	300%
Civil Support	VS	1.0	7	7	5	71%
Adult Total			15	43	17	113.3%
Juvenile						
Abuse or Neglect	AN	5.0	0	6	3	0%
Child in Need of Services	CS	6.0	0	1	1	0%
Custody Visitation	CV	1.3	11	18	4	36%
Delinquency Felony	DF	0.0	0	1	0	0%
Delinquency Misdemeanor	DM	3.0	2	4	4	200%
Entrustment Agreement	ET	1.0	2	2	2	100%
Permanency Planning	PH	1.0	1	1	1	100%
Traffic	T	2.0	1	2	1	100%
Termination of Parental Rights	TP	2.0	2	4	2	100%
Truancy/Runaway (Child in Need of Supervision)	TR	0.0	3	5	0	0%
Juvenile Total			22	44	18	81.8%
Totals			37	87	35	94.6%



	Total Filings with %	
Custody Visitation (CV)	11	30%
Civil Support (VS)	7	19%
Criminal Misdemeanor (CM)	4	11%
Truancy/Runaway (Child in Need of S	3	8%
Criminal Felony (CF)	2	5%
Others	10	27%
Total	37	100%

Special Case Activities

Emergency Protective Order	PE	1.0	4
Temporary Detention Order	TD	1.0	6

Commonwealth of Virginia
Caseload Statistics of the J&DR District Courts

Mathews

February 2016

	Filing Type	Hearings Per Case	Filings	Hearings	Concluded	Clearance Rate
Adult						
Capias	CA	0.0	0	1	0	0%
Criminal Felony	CF	0.0	16	17	0	0%
Criminal Misdemeanor	CM	0.0	2	5	0	0%
Protective Order – Family Abuse	FP	2.0	4	7	3	75%
Show Cause	SC	2.7	0	8	3	0%
Restricted License - Support	SL	0.0	0	2	0	0%
Civil Support	VS	3.0	1	4	1	100%
Adult Total			23	44	7	30.4%
Juvenile						
Abuse or Neglect	AN	0.0	0	3	0	0%
Custody Visitation	CV	1.2	13	15	11	85%
Delinquency Felony	DF	2.0	0	7	4	0%
Delinquency Misdemeanor	DM	0.0	1	5	0	0%
Foster Care Review	FC	1.0	1	1	1	100%
Traffic	T	0.0	4	4	0	0%
Juvenile Total			19	35	16	84.2%
Totals			42	79	23	54.8%



	Total Filings with %
Criminal Felony (CF)	16 38%
Custody Visitation (CV)	13 31%
Protective Order – Family Abuse (FP)	4 10%
Traffic (T)	4 10%
Criminal Misdemeanor (CM)	2 5%
Others	3 7%
Total	42 100%

Special Case Activities

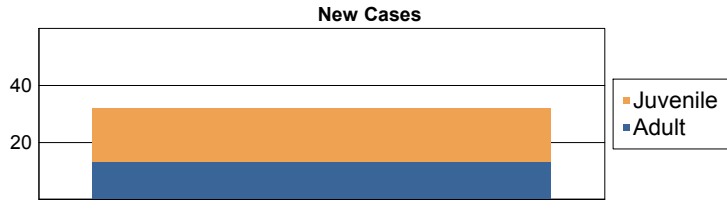
Emergency Protective Order	PE	1.0	5
----------------------------	----	-----	---

Commonwealth of Virginia
Caseload Statistics of the J&DR District Courts

Mathews

January 2016

	Filing Type	Hearings Per Case	Filings	Hearings	Concluded	Clearance Rate
Adult						
Capias	CA	1.0	1	2	1	100%
Criminal Felony	CF	0.0	1	1	0	0%
Criminal Misdemeanor	CM	2.0	4	7	2	50%
Protective Order – Family Abuse	FP	1.0	1	1	1	100%
Show Cause	SC	2.8	4	10	5	125%
Restricted License - Support	SL	11.0	0	1	1	0%
Civil Support	VS	1.5	2	3	2	100%
Adult Total			13	25	12	92.3%
Juvenile						
Abuse or Neglect	AN	0.0	3	6	0	0%
Custody Visitation	CV	2.1	6	22	20	333%
Delinquency Felony	DF	0.0	7	8	0	0%
Delinquency Misdemeanor	DM	2.0	1	3	1	100%
Permanency Planning	PH	1.0	1	1	1	100%
Traffic	T	2.5	1	3	2	200%
Juvenile Total			19	43	24	126.3%
Totals			32	68	36	112.5%



	Total Filings with %
Delinquency Felony (DF)	7 22%
Custody Visitation (CV)	6 19%
Criminal Misdemeanor (CM)	4 13%
Show Cause (SC)	4 13%
Abuse or Neglect (AN)	3 9%
Others	8 25%
Total	32 100%

Special Case Activities
 Emergency Protective Order

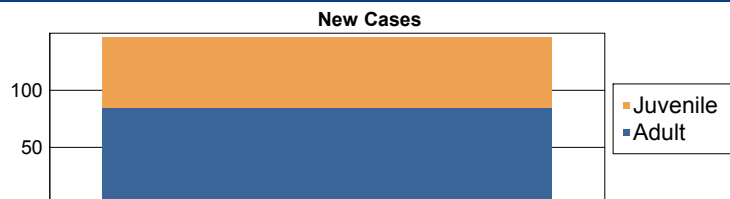
PE	1.0	3
----	-----	---

**Commonwealth of Virginia
Caseload Statistics of the J&DR District Courts**

Mecklenburg

December 2016

	Filing Type	Hearings Per Case	Filings	Hearings	Concluded	Clearance Rate
Adult						
Capias	CA	4.5	4	9	2	50%
Criminal Felony	CF	2.5	1	4	2	200%
Criminal Misdemeanor	CM	3.6	16	36	16	100%
Protective Order – Family Abuse	FP	2.4	4	10	5	125%
Motion - Modifv Protective Order	MP	1.0	1	1	1	100%
Remand Support	RS	1.0	2	2	2	100%
Show Cause	SC	3.7	21	75	25	119%
Restricted License - Support	SL	1.5	1	2	2	200%
Civil Support	VS	2.0	35	63	33	94%
Adult Total			85	202	88	103.5%
Juvenile						
Abuse or Neglect	AN	4.5	1	8	6	600%
Child in Need of Services	CS	0.0	0	5	0	0%
Custody Visitation	CV	1.9	35	90	33	94%
Delinquency Felony	DF	4.5	4	10	2	50%
Delinquency Misdemeanor	DM	3.6	2	18	5	250%
Foster Care Review	FC	1.0	1	2	1	100%
Initial Foster Care Review	IF	0.0	0	1	0	0%
Motion - Modifv Protective Order	MP	0.0	1	2	0	0%
Permanency Planning	PH	1.0	2	2	2	100%
Paternity	PT	1.2	4	7	5	125%
Remand Custody	RC	1.0	3	3	3	100%
Child at Risk of Abuse or Neglect	RI	5.0	1	7	1	100%
Remand Visitation	RV	1.0	3	3	3	100%
Status Offense	ST	1.7	1	7	3	300%
Traffic	T	3.0	4	7	2	50%
Truancy/Runaway (Child in Need of Supervision)	TR	8.0	0	1	1	0%
Juvenile Total			62	173	67	108.1%
Totals			147	375	155	105.4%



	Total Filings with %	
Civil Support (VS)	35	24%
Custody Visitation (CV)	35	24%
Show Cause (SC)	21	14%
Criminal Misdemeanor (CM)	16	11%
Capias (CA)	4	3%
Others	36	24%
Total	147	100%

Special Case Activities

Emergency Protective Order	PE	1.0	16
Non-Case	NC	0.0	1
Temporary Detention Order	TD	1.0	2

Commonwealth of Virginia
Caseload Statistics of the J&DR District Courts

Mecklenburg

November 2016

	Filing Type	Hearings Per Case	Filings	Hearings	Concluded	Clearance Rate
Adult						
Capias	CA	3.0	8	34	23	288%
Criminal Felony	CF	2.8	4	13	6	150%
Criminal Misdemeanor	CM	3.0	13	50	15	115%
Protective Order – Family Abuse	FP	2.1	6	18	10	167%
Motion - Modifv Protective Order	MP	1.0	4	4	4	100%
Protective Order - Violation of Protective Order Conviction	PV	1.0	2	2	2	100%
Show Cause	SC	3.4	43	116	57	133%
Restricted License - Support	SL	1.0	4	4	4	100%
Civil Support	VS	2.1	32	65	34	106%
Adult Total			116	306	155	133.6%
Juvenile						
Abuse or Neglect	AN	3.7	2	12	3	150%
Relief of Custody	CR	0.0	0	1	0	0%
Child in Need of Services	CS	2.0	2	6	2	100%
Custody Visitation	CV	1.8	52	130	65	125%
Delinquency Felony	DF	5.0	1	10	1	100%
Delinquency Misdemeanor	DM	2.7	13	36	12	92%
Foster Care Review	FC	1.0	2	2	2	100%
Motion - Modifv Protective Order	MP	2.0	0	3	3	0%
Permanency Planning	PH	1.0	1	1	1	100%
Paternity	PT	1.6	7	9	7	100%
Child at Risk of Abuse or Neglect	RI	3.0	5	11	1	20%
Status Offense	ST	12.3	3	10	3	100%
Traffic	T	2.0	2	4	3	150%
Termination of Parental Rights	TP	0.0	1	1	0	0%
Juvenile Total			91	236	103	113.2%
Totals			207	542	258	124.6%



	Total Filings with %
Custody Visitation (CV)	52 25%
Show Cause (SC)	43 21%
Civil Support (VS)	32 15%
Criminal Misdemeanor (CM)	13 6%
Delinquency Misdemeanor (DM)	13 6%
Others	54 26%
Total	207 100%

Special Case Activities

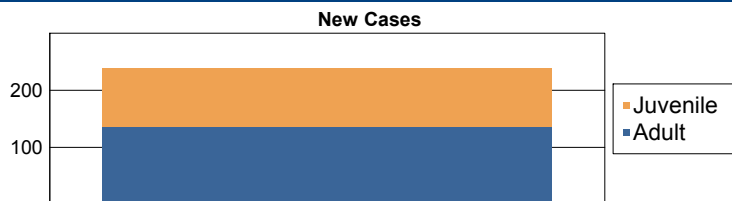
Non-Case	NC	1.0	1
Emergency Protective Order	PE	1.0	18

Commonwealth of Virginia
Caseload Statistics of the J&DR District Courts

Mecklenburg

October 2016

	Filing Type	Hearings Per Case	Filings	Hearings	Concluded	Clearance Rate
Adult						
Protective Order - Non Familv Abuse	AP	2.0	0	1	1	0%
Capias	CA	1.7	11	23	7	64%
Criminal Felonv	CF	2.8	4	16	6	150%
Criminal Misdemeanor	CM	2.4	23	55	23	100%
Protective Order – Familv Abuse	FP	1.7	11	19	10	91%
Motion - Modifv Protective Order	MP	1.5	2	3	2	100%
Show Cause	SC	2.6	44	137	51	116%
Restricted License - Support	SL	0.0	1	1	0	0%
Civil Support	VS	2.1	40	80	39	98%
Adult Total			136	335	139	102.2%
Juvenile						
Abuse or Nealect	AN	5.0	0	8	2	0%
Protective Order – Non Familv Abuse	AP	2.0	0	2	1	0%
Relief of Custodv	CR	0.0	1	1	0	0%
Child in Need of Services	CS	0.0	0	2	0	0%
Custodv Visitation	CV	2.5	76	153	73	96%
Delinquencv Felonv	DF	4.5	1	8	4	400%
Delinquencv Misdemeanor	DM	2.4	4	28	9	225%
Initial Foster Care Review	IF	1.0	1	1	1	100%
Juvenile Support	JS	2.0	0	1	1	0%
Motion - Modifv Protective Order	MP	1.7	8	15	10	125%
Permanencv Planning	PH	1.0	2	2	2	100%
Paternity	PT	1.5	8	10	8	100%
Child at Risk of Abuse or Nealect	RI	0.0	1	2	0	0%
Status Offense	ST	0.0	0	4	0	0%
Traffic	T	2.8	2	7	5	250%
Truancv/Runaway (Child in Need of Supervision)	TR	0.0	0	1	0	0%
Juvenile Total			104	245	116	111.5%
Totals			240	580	255	106.3%



	Total Filings with %
Custody Visitation (CV)	76 32%
Show Cause (SC)	44 18%
Civil Support (VS)	40 17%
Criminal Misdemeanor (CM)	23 10%
Capias (CA)	11 5%
Others	46 19%
Total	240 100%

Special Case Activities

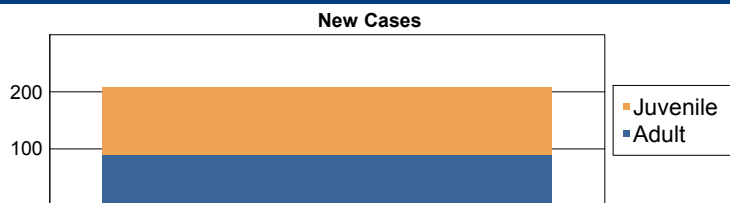
Non-Case	NC	0.0	1
Emergencv Protective Order	PE	1.0	15

Commonwealth of Virginia
Caseload Statistics of the J&DR District Courts

Mecklenburg

September 2016

	Filing Type	Hearings Per Case	Filings	Hearings	Concluded	Clearance Rate
Adult						
Protective Order - Non Family Abuse	AP	0.0	1	1	0	0%
Capias	CA	3.2	4	17	11	275%
Criminal Felony	CF	0.0	2	4	0	0%
Criminal Misdemeanor	CM	2.9	9	36	17	189%
Protective Order – Family Abuse	FP	2.3	7	10	3	43%
Motion - Modify Protective Order	MP	2.0	0	1	1	0%
Show Cause	SC	3.5	31	95	39	126%
Civil Support	VS	1.6	36	56	33	92%
Adult Total			90	220	104	115.6%
Juvenile						
Abuse or Neglect	AN	4.0	6	11	1	17%
Protective Order – Non Family Abuse	AP	0.0	2	2	0	0%
Child in Need of Services	CS	5.0	0	1	1	0%
Custody Visitation	CV	1.9	69	156	61	88%
Delinquency Felony	DF	2.0	2	13	1	50%
Delinquency Misdemeanor	DM	2.4	11	38	8	73%
Foster Care Review	FC	1.0	4	4	4	100%
Juvenile Support	JS	0.0	1	1	0	0%
Motion - Modify Protective Order	MP	1.0	10	10	5	50%
Permanency Planning	PH	1.0	5	5	5	100%
Paternity	PT	1.4	5	9	5	100%
Child at Risk of Abuse or Neglect	RI	4.0	0	2	2	0%
Status Offense	ST	5.0	2	7	2	100%
Traffic	T	2.5	1	5	4	400%
Truancy/Runaway (Child in Need of Supervision)	TR	0.0	0	2	0	0%
Juvenile Total			118	266	99	83.9%
Totals			208	486	203	97.6%



	Total Filings with %
Custody Visitation (CV)	69 33%
Civil Support (VS)	36 17%
Show Cause (SC)	31 15%
Delinquency Misdemeanor (DM)	11 5%
Motion - Modify Protective Order (MP)	10 5%
Others	51 25%
Total	208 100%

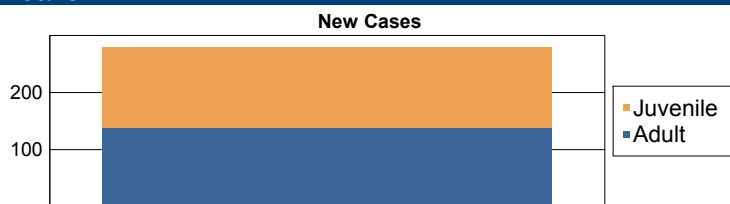
Special Case Activities

Emergency Protective Order	PE	1.0	11
Emergency Custody Order	EC	1.0	2
Emergency Protective Order	PE	1.0	4
Temporary Detention Order	TD	1.0	2

Commonwealth of Virginia
Caseload Statistics of the J&DR District Courts
August 2016

Mecklenburg

	Filing Type	Hearings Per Case	Filings	Hearings	Concluded	Clearance Rate
Adult						
Capias	CA	2.8	12	34	13	108%
Criminal Felony	CF	2.4	6	12	5	83%
Criminal Misdemeanor	CM	2.6	30	94	35	117%
Protective Order – Family Abuse	FP	2.8	3	20	13	433%
Motion - Modifv Protective Order	MP	1.0	3	3	2	67%
Protective Order - Violation of Protective Order Conviction	PV	1.0	1	1	1	100%
Remand Support	RS	1.0	3	3	3	100%
Show Cause	SC	3.6	38	150	64	168%
Restricted License - Support	SL	1.0	2	2	2	100%
Civil Support	VS	2.0	41	66	31	76%
Adult Total			139	385	169	121.6%
Juvenile						
Abuse or Nealect	AN	4.0	2	10	4	200%
Child in Need of Services	CS	14.0	0	6	1	0%
Custody Visitation	CV	2.1	94	190	104	111%
Delinquency Felony	DF	10.0	3	19	1	33%
Delinquency Misdemeanor	DM	5.6	13	41	21	162%
Foster Care Review	FC	1.0	1	1	1	100%
Initial Foster Care Review	IF	1.0	2	2	2	100%
Paternity	PT	1.8	5	8	4	80%
Remand Custody	RC	1.0	6	6	6	100%
Child at Risk of Abuse or Nealect	RI	5.0	0	6	2	0%
Remand Visitation	RV	1.0	6	6	6	100%
Status Offense	ST	2.3	5	10	4	80%
Traffic	T	1.8	3	6	5	167%
Truancy/Runaway (Child in Need of Supervision)	TR	11.0	1	3	1	100%
Juvenile Total			141	314	162	114.9%
Totals			280	699	331	118.2%



	Total Filings with %
Custody Visitation (CV)	94 34%
Civil Support (VS)	41 15%
Show Cause (SC)	38 14%
Criminal Misdemeanor (CM)	30 11%
Delinquency Misdemeanor (DM)	13 5%
Others	64 23%
Total	280 100%

Special Case Activities

Emergency Protective Order	PE	1.0	19
Emergency Custody Order	EC	1.0	2
Temporary Detention Order	TD	1.0	2

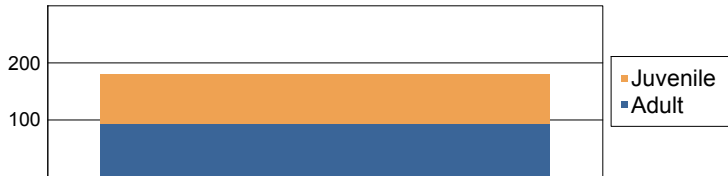
Commonwealth of Virginia
Caseload Statistics of the J&DR District Courts

Mecklenburg

July 2016

	Filing Type	Hearings Per Case	Filings	Hearings	Concluded	Clearance Rate
Adult						
Protective Order - Non Family Abuse	AP	2.0	1	2	1	100%
Capias	CA	2.8	8	16	5	63%
Criminal Felony	CF	1.8	5	9	4	80%
Criminal Misdemeanor	CM	2.4	34	70	17	50%
Protective Order – Family Abuse	FP	1.7	14	25	7	50%
Show Cause	SC	3.1	10	64	17	170%
Civil Support	VS	1.4	22	46	29	132%
Adult Total			94	232	80	85.1%
Juvenile						
Abuse or Neglect	AN	3.0	0	4	1	0%
Child in Need of Services	CS	0.0	1	4	0	0%
Custody Visitation	CV	2.2	49	109	36	73%
Delinquency Felony	DF	7.0	6	14	1	17%
Delinquency Misdemeanor	DM	8.0	7	25	4	57%
Foster Care Review	FC	1.0	4	4	4	100%
Initial Foster Care Review	IF	1.0	3	3	3	100%
Motion - Modify Protective Order	MP	1.0	1	1	1	100%
Paternity	PT	1.5	7	9	6	86%
Child at Risk of Abuse or Neglect	RI	0.0	2	3	0	0%
Status Offense	ST	0.0	1	6	0	0%
Traffic	T	1.7	5	8	3	60%
Juvenile Total			86	190	59	68.6%
Totals			180	422	139	77.2%

New Cases



	Total Filings with %
Custody Visitation (CV)	49 27%
Criminal Misdemeanor (CM)	34 19%
Civil Support (VS)	22 12%
Protective Order – Family Abuse (FP)	14 8%
Show Cause (SC)	10 6%
Others	51 28%
Total	180 100%

Special Case Activities

Emergency Protective Order	PE	1.0	19
----------------------------	----	-----	----

Commonwealth of Virginia
Caseload Statistics of the J&DR District Courts

Mecklenburg

June 2016

	Filing Type	Hearings Per Case	Filings	Hearings	Concluded	Clearance Rate
Adult						
Capias	CA	3.2	6	18	6	100%
Criminal Felony	CF	2.5	3	6	2	67%
Criminal Misdemeanor	CM	3.4	31	80	26	84%
Protective Order – Family Abuse	FP	2.6	7	20	10	143%
Motion - Modifv Protective Order	MP	1.0	1	1	1	100%
Protective Order – Stalking/Acts of Violence	PC	1.0	2	2	2	100%
Show Cause	SC	3.0	27	91	39	144%
Restricted License - Support	SL	2.0	0	1	1	0%
Civil Support	VS	2.5	29	54	26	90%
Adult Total			106	273	113	106.6%
Juvenile						
Abuse or Neglect	AN	3.0	7	27	9	129%
Protective Order – Non Family Abuse	AP	1.5	2	3	2	100%
Child in Need of Services	CS	0.0	0	10	0	0%
Custody Visitation	CV	1.9	74	176	69	93%
Delinquency Felony	DF	0.0	3	20	0	0%
Delinquency Misdemeanor	DM	4.9	6	57	20	333%
Foster Care Review	FC	1.0	4	4	4	100%
Initial Foster Care Review	IF	1.0	4	4	4	100%
Motion - Modifv Protective Order	MP	3.3	1	6	6	600%
Permanency Planning	PH	1.0	1	1	1	100%
Paternity	PT	1.0	2	3	2	100%
Child at Risk of Abuse or Neglect	RI	4.0	1	6	2	200%
Show Cause	SC	5.0	0	1	1	0%
Status Offense	ST	4.2	4	15	5	125%
Traffic	T	1.5	4	9	6	150%
Truancy/Runaway (Child in Need of Supervision)	TR	6.0	0	3	2	0%
Juvenile Total			113	345	133	117.7%
Totals			219	618	246	112.3%

New Cases



	Total Filings with %
Custody Visitation (CV)	74 34%
Criminal Misdemeanor (CM)	31 14%
Civil Support (VS)	29 13%
Show Cause (SC)	27 12%
Abuse or Neglect (AN)	7 3%
Others	51 23%
Total	219 100%

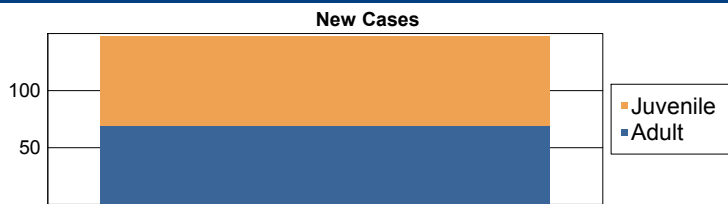
Special Case Activities

Emergency Protective Order	PE	1.0	12
----------------------------	----	-----	----

Commonwealth of Virginia
Caseload Statistics of the J&DR District Courts
 May 2016

Mecklenburg

	Filing Type	Hearings Per Case	Filings	Hearings	Concluded	Clearance Rate
Adult						
Capias	CA	2.3	5	16	4	80%
Criminal Felony	CF	4.5	1	3	2	200%
Criminal Misdemeanor	CM	2.0	11	35	5	45%
Protective Order – Family Abuse	FP	2.3	4	8	3	75%
Motion - Modifv Protective Order	MP	1.5	2	3	2	100%
Show Cause	SC	3.0	24	115	52	217%
Civil Support	VS	1.6	22	45	21	95%
Adult Total			69	225	89	129.0%
Juvenile						
Abuse or Neglect	AN	4.0	3	13	2	67%
Child in Need of Services	CS	0.0	1	5	0	0%
Custody Visitation	CV	2.2	56	98	38	68%
Delinquency Felony	DF	3.0	1	4	1	100%
Delinquency Misdemeanor	DM	4.9	10	33	10	100%
Foster Care Review	FC	1.0	1	1	1	100%
Motion - Modifv Protective Order	MP	3.5	0	9	6	0%
Paternity	PT	1.5	2	4	4	200%
Child at Risk of Abuse or Neglect	RI	3.3	0	7	3	0%
Show Cause	SC	0.0	0	1	0	0%
Status Offense	ST	0.0	0	2	0	0%
Traffic	T	2.3	5	9	4	80%
Truancy/Runaway (Child in Need of Supervision)	TR	0.0	0	1	0	0%
Juvenile Total			79	187	69	87.3%
Totals			148	412	158	106.8%



	Total Filings with %
Custody Visitation (CV)	56 38%
Show Cause (SC)	24 16%
Civil Support (VS)	22 15%
Criminal Misdemeanor (CM)	11 7%
Delinquency Misdemeanor (DM)	10 7%
Others	25 17%
Total	148 100%

Special Case Activities


Emergency Protective Order	PE	1.0	13
Temporary Detention Order	TD	1.0	6

Commonwealth of Virginia
Caseload Statistics of the J&DR District Courts

Mecklenburg

April 2016

	Filing Type	Hearings Per Case	Filings	Hearings	Concluded	Clearance Rate
Adult						
Protective Order - Non Familv Abuse	AP	4.0	0	1	1	0%
Capias	CA	4.4	4	15	7	175%
Criminal Felonv	CF	2.1	1	10	7	700%
Criminal Misdemeanor	CM	4.0	16	43	11	69%
Protective Order – Familv Abuse	FP	3.2	6	14	5	83%
Motion - Modifv Protective Order	MP	1.0	4	4	4	100%
Remand Support	RS	1.0	1	1	1	100%
Show Cause	SC	2.4	52	143	27	52%
Restricted License - Support	SL	2.0	1	2	1	100%
Civil Support	VS	1.3	26	42	20	77%
Adult Total			111	275	84	75.7%
Juvenile						
Abuse or Nealect	AN	6.0	6	11	3	50%
Child in Need of Services	CS	7.0	0	3	2	0%
Custody Visitation	CV	2.0	54	103	24	44%
Delinquencv Felonv	DF	5.0	0	7	2	0%
Delinquencv Misdemeanor	DM	2.8	6	33	12	200%
Foster Care Review	FC	1.0	2	2	2	100%
Initial Foster Care Review	IF	1.0	4	4	4	100%
Motion - Modifv Protective Order	MP	2.0	5	10	2	40%
Paternity	PT	1.3	3	6	3	100%
Child at Risk of Abuse or Nealect	RI	3.9	5	22	10	200%
Status Offense	ST	3.0	0	8	3	0%
Traffic	T	1.9	4	15	9	225%
Truancv/Runawav (Child in Need of Supervision)	TR	0.0	0	1	0	0%
Juvenile Total			89	225	76	85.4%
Totals			200	500	160	80.0%



	Total Filings with %
Custody Visitation (CV)	54 27%
Show Cause (SC)	52 26%
Civil Support (VS)	26 13%
Criminal Misdemeanor (CM)	16 8%
Motion - Modify Protective Order (MP)	9 5%
Others	43 22%
Total	200 100%

Special Case Activities

Emeraencv Protective Order	PE	1.0	8
Temporarv Detention Order	TD	1.0	2

**Commonwealth of Virginia
Caseload Statistics of the J&DR District Courts**

Mecklenburg

March 2016

	Filing Type	Hearings Per Case	Filings	Hearings	Concluded	Clearance Rate
Adult						
Protective Order - Non Familv Abuse	AP	2.5	2	6	2	100%
Capias	CA	1.5	9	17	4	44%
Criminal Felonv	CF	3.5	6	9	2	33%
Criminal Misdemeanor	CM	2.2	27	60	25	93%
Protective Order – Familv Abuse	FP	2.3	4	11	3	75%
Motion - Modifv Protective Order	MP	1.0	2	2	2	100%
Show Cause	SC	3.2	62	112	29	47%
Civil Support	VS	1.2	29	42	26	90%
Adult Total			141	259	93	66.0%
Juvenile						
Abuse or Nealect	AN	4.0	0	8	3	0%
Child in Need of Services	CS	0.0	1	3	0	0%
Custodv Visitation	CV	1.8	42	71	51	121%
Delinquencv Felonv	DF	2.0	1	9	1	100%
Delinquencv Misdemeanor	DM	3.4	5	43	13	260%
Foster Care Review	FC	1.0	3	3	3	100%
Initial Foster Care Review	IF	1.0	2	2	2	100%
Motion - Modifv Protective Order	MP	0.0	1	1	0	0%
Permanencv Planning	PH	1.0	2	2	2	100%
Paternity	PT	1.7	7	10	6	86%
Child at Risk of Abuse or Nealect	RI	4.4	2	18	5	250%
Status Offense	ST	5.7	3	8	3	100%
Traffic	T	1.7	8	11	3	38%
Truancv/Runawav (Child in Need of Supervision)	TR	0.0	0	1	0	0%
Juvenile Total			77	190	92	119.5%
Totals			218	449	185	84.9%

New Cases



	Total Filings with %
Show Cause (SC)	62 28%
Custody Visitation (CV)	42 19%
Civil Support (VS)	29 13%
Criminal Misdemeanor (CM)	27 12%
Capias (CA)	9 4%
Others	49 22%
Total	218 100%

Special Case Activities

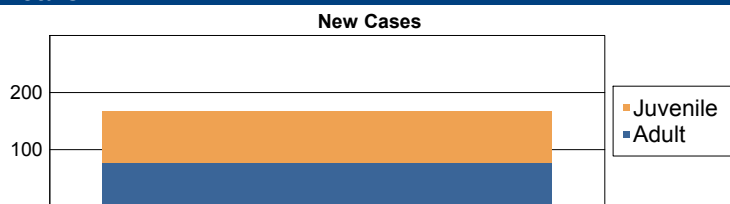
Emergency Protective Order	PE	1.0	15
----------------------------	----	-----	----

**Commonwealth of Virginia
Caseload Statistics of the J&DR District Courts**

Mecklenburg

February 2016

	Filing Type	Hearings Per Case	Filings	Hearings	Concluded	Clearance Rate
Adult						
Protective Order - Non Family Abuse	AP	0.0	1	2	0	0%
Capias	CA	4.4	6	21	8	133%
Criminal Felony	CF	2.7	2	8	3	150%
Criminal Misdemeanor	CM	2.4	9	46	21	233%
Protective Order – Family Abuse	FP	2.2	5	11	5	100%
Motion - Modify Protective Order	MP	1.0	2	2	2	100%
Remand Support	RS	1.0	3	3	3	100%
Show Cause	SC	5.5	25	114	24	96%
Restricted License - Support	SL	1.0	1	1	1	100%
Civil Support	VS	1.9	23	47	30	130%
Adult Total			77	255	97	126.0%
Juvenile						
Abuse or Neglect	AN	4.8	2	15	6	300%
Child in Need of Services	CS	0.0	0	2	0	0%
Custody Visitation	CV	2.0	40	92	47	118%
Delinquency Felony	DF	5.9	3	12	7	233%
Delinquency Misdemeanor	DM	2.9	11	44	11	100%
Initial Foster Care Review	IF	1.0	1	1	1	100%
Motion - Modify Protective Order	MP	1.5	1	5	2	200%
Paternity	PT	1.1	9	10	8	89%
Remand Custody	RC	1.0	5	5	5	100%
Child at Risk of Abuse or Neglect	RI	4.0	10	24	1	10%
Remand Visitation	RV	1.0	5	5	5	100%
Status Offense	ST	0.0	3	8	0	0%
Traffic	T	2.0	0	1	1	0%
Truancy/Runaway (Child in Need of Supervision)	TR	0.0	0	3	0	0%
Juvenile Total			90	227	94	104.4%
Totals			167	482	191	114.4%



	Total Filings with %
Custody Visitation (CV)	40 24%
Show Cause (SC)	25 15%
Civil Support (VS)	23 14%
Delinquency Misdemeanor (DM)	11 7%
Child at Risk of Abuse or Neglect (RI)	10 6%
Others	58 35%
Total	167 100%

Special Case Activities

Emergency Protective Order	PE	1.0	11
Emergency Protective Order	PE	1.0	2
Temporary Detention Order	TD	1.0	2

Commonwealth of Virginia
Caseload Statistics of the J&DR District Courts

Mecklenburg

January 2016

	Filing Type	Hearings Per Case	Filings	Hearings	Concluded	Clearance Rate
Adult						
Cabias	CA	1.7	5	13	3	60%
Criminal Felonv	CF	2.5	3	5	2	67%
Criminal Misdemeanor	CM	2.7	29	53	9	31%
Protective Order – Familv Abuse	FP	2.3	8	16	7	88%
Motion - Modifv Protective Order	MP	1.0	1	1	1	100%
Protective Order - Violation of Protective Order Conviction	PV	1.0	1	1	1	100%
Remand Support	RS	1.0	1	1	1	100%
Show Cause	SC	2.0	42	133	40	95%
Restricted License - Support	SL	2.0	2	3	1	50%
Civil Support	VS	1.6	25	42	23	92%
Adult Total			117	268	88	75.2%
Juvenile						
Abuse or Nealect	AN	4.5	4	13	2	50%
Protective Order – Non Familv Abuse	AP	1.5	6	9	6	100%
Child in Need of Services	CS	0.0	0	2	0	0%
Custody Visitation	CV	1.6	64	115	61	95%
Delinquencv Felonv	DF	4.2	0	16	6	0%
Delinquencv Misdemeanor	DM	2.4	5	32	5	100%
Foster Care Review	FC	1.0	1	1	1	100%
Initial Foster Care Review	IF	1.0	2	2	2	100%
Motion - Modifv Protective Order	MP	1.0	4	10	2	50%
Paternity	PT	2.0	6	11	9	150%
Remand Custody	RC	1.0	1	1	1	100%
Child at Risk of Abuse or Nealect	RI	4.1	3	23	16	533%
Remand Visitation	RV	1.0	1	1	1	100%
Status Offense	ST	2.0	0	5	1	0%
Traffic	T	1.8	6	11	5	83%
Truancv/Runawav (Child in Need of Supervision)	TR	0.0	1	2	0	0%
Juvenile Total			104	254	118	113.5%
Totals			221	522	206	93.2%

New Cases



	Total Filings with %
Custody Visitation (CV)	64 29%
Show Cause (SC)	42 19%
Criminal Misdemeanor (CM)	29 13%
Civil Support (VS)	25 11%
Protective Order – Family Abuse (FP)	8 4%
Others	53 24%
Total	221 100%

Special Case Activities

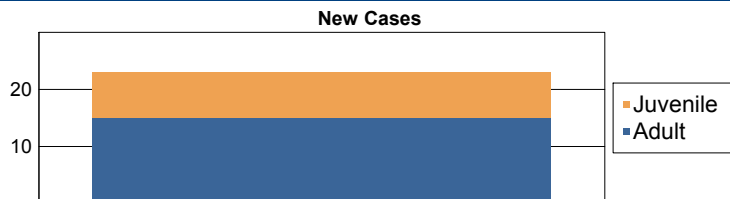
Emeraencv Protective Order	PE	1.0	21
Emeraencv Protective Order	PE	1.0	2

Commonwealth of Virginia
Caseload Statistics of the J&DR District Courts

Middlesex

December 2016

	Filing Type	Hearings Per Case	Filings	Hearings	Concluded	Clearance Rate
Adult						
Capias	CA	0.0	1	1	0	0%
Criminal Felonv	CF	4.0	0	1	1	0%
Criminal Misdemeanor	CM	0.0	3	4	0	0%
Protective Order – Family Abuse	FP	2.0	2	6	2	100%
Remand Support	RS	1.0	1	1	1	100%
Show Cause	SC	1.5	4	7	4	100%
Restricted License - Support	SL	0.0	0	2	0	0%
Civil Support	VS	1.4	4	7	5	125%
Adult Total			15	29	13	86.7%
Juvenile						
Abuse or Neglect	AN	0.0	0	4	0	0%
Child in Need of Services	CS	0.0	1	2	0	0%
Custody Visitation	CV	2.7	2	13	11	550%
Delinquency Felonv	DF	0.0	0	9	0	0%
Delinquency Misdemeanor	DM	1.0	1	4	1	100%
Foster Care Review	FC	1.0	1	1	1	100%
Initial Foster Care Review	IF	0.0	0	1	0	0%
Status Offense	ST	4.0	0	1	1	0%
Traffic	T	1.0	3	3	2	67%
Juvenile Total			8	38	16	200.0%
Totals			23	67	29	126.1%



	Total Filings with %	
Civil Support (VS)	4	17%
Show Cause (SC)	4	17%
Criminal Misdemeanor (CM)	3	13%
Traffic (T)	3	13%
Custody Visitation (CV)	2	9%
Others	7	30%
Total	23	100%

Special Case Activities

Emergency Protective Order	PE	1.0	3
----------------------------	----	-----	---

Commonwealth of Virginia
Caseload Statistics of the J&DR District Courts

Middlesex

November 2016

	Filing Type	Hearings Per Case	Filings	Hearings	Concluded	Clearance Rate
Adult						
Capias	CA	0.0	1	6	0	0%
Criminal Felony	CF	0.0	2	4	0	0%
Criminal Misdemeanor	CM	2.7	5	17	6	120%
Protective Order – Family Abuse	FP	2.8	3	7	4	133%
Remand Support	RS	1.0	1	1	1	100%
Show Cause	SC	3.5	6	27	6	100%
Restricted License - Support	SL	0.0	1	1	0	0%
Civil Support	VS	1.0	4	6	3	75%
Adult Total			23	69	20	87.0%
Juvenile						
Child in Need of Services	CS	0.0	0	1	0	0%
Custody Visitation	CV	1.3	29	49	26	90%
Delinquency Felony	DF	2.0	0	7	1	0%
Delinquency Misdemeanor	DM	2.0	0	9	2	0%
Initial Foster Care Review	IF	1.0	1	1	1	100%
Remand Custody	RC	1.0	3	3	3	100%
Remand Visitation	RV	1.0	3	3	3	100%
Show Cause	SC	2.7	1	4	3	300%
Status Offense	ST	1.0	1	2	1	100%
Traffic	T	0.0	1	1	0	0%
Juvenile Total			39	80	40	102.6%
Totals			62	149	60	96.8%

New Cases



	Total Filings with %
Custody Visitation (CV)	29 47%
Show Cause (SC)	7 11%
Criminal Misdemeanor (CM)	5 8%
Civil Support (VS)	4 6%
Protective Order – Family Abuse (FP)	3 5%
Others	14 23%
Total	62 100%

Special Case Activities

Emergency Protective Order	PE	1.0	6
----------------------------	----	-----	---

Commonwealth of Virginia
Caseload Statistics of the J&DR District Courts

Middlesex

October 2016

	Filing Type	Hearings Per Case	Filings	Hearings	Concluded	Clearance Rate
Adult						
Capias	CA	1.0	1	2	1	100%
Criminal Felony	CF	4.0	1	5	2	200%
Criminal Misdemeanor	CM	3.2	5	18	10	200%
Protective Order – Family Abuse	FP	2.3	2	7	3	150%
Other	OT	1.0	1	1	1	100%
Show Cause	SC	3.0	4	7	2	50%
Restricted License - Support	SL	25.0	0	3	1	0%
Civil Support	VS	1.3	13	14	7	54%
Adult Total			27	57	27	100.0%
Juvenile						
Custody Visitation	CV	1.3	30	38	16	53%
Delinquency Felony	DF	0.0	4	8	0	0%
Delinquency Misdemeanor	DM	3.3	6	10	4	67%
Foster Care Review	FC	1.0	3	3	3	100%
Permanency Planning	PH	1.0	1	1	1	100%
Status Offense	ST	0.0	0	3	0	0%
Traffic	T	1.0	4	5	2	50%
Termination of Parental Rights	TP	2.5	0	2	2	0%
Juvenile Total			48	70	28	58.3%
Totals			75	127	55	73.3%

New Cases



	Total Filings with %	
Custody Visitation (CV)	30	40%
Civil Support (VS)	13	17%
Delinquency Misdemeanor (DM)	6	8%
Criminal Misdemeanor (CM)	5	7%
Delinquency Felony (DF)	4	5%
Others	17	23%
Total	75	100%

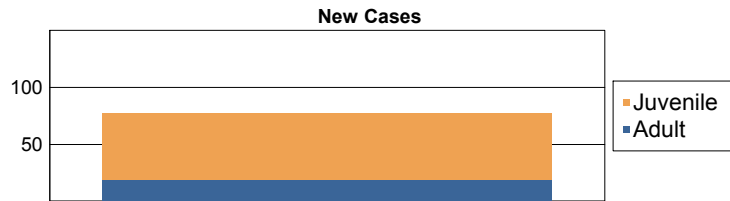
Special Case Activities

Emergency Protective Order	PE	1.0	7
----------------------------	----	-----	---

Commonwealth of Virginia
Caseload Statistics of the J&DR District Courts
September 2016

Middlesex

	Filing Type	Hearings Per Case	Filings	Hearings	Concluded	Clearance Rate
Adult						
Cabias	CA	2.0	0	1	1	0%
Criminal Felony	CF	2.5	0	5	2	0%
Criminal Misdemeanor	CM	3.0	4	18	7	175%
Protective Order – Family Abuse	FP	1.0	4	6	2	50%
Show Cause	SC	2.2	5	10	6	120%
Restricted License - Support	SL	2.0	0	1	1	0%
Civil Support	VS	1.0	6	6	4	67%
Adult Total			19	47	23	121.1%
Juvenile						
Abuse or Neglect	AN	3.6	0	8	5	0%
Custody Visitation	CV	1.7	40	70	44	110%
Delinquency Felony	DF	5.3	4	18	7	175%
Delinquency Misdemeanor	DM	2.0	4	5	2	50%
Entrustment Agreement	ET	1.0	1	1	1	100%
Initial Foster Care Review	IF	1.0	4	4	4	100%
Show Cause	SC	0.0	1	1	0	0%
Status Offense	ST	0.0	1	4	0	0%
Traffic	T	2.0	3	4	1	33%
Termination of Parental Rights	TP	2.0	0	5	4	0%
Juvenile Total			58	120	68	117.2%
Totals			77	167	91	118.2%



	Total Filings with %
Custody Visitation (CV)	40 52%
Civil Support (VS)	6 8%
Show Cause (SC)	6 8%
Criminal Misdemeanor (CM)	4 5%
Delinquency Felony (DF)	4 5%
Others	17 22%
Total	77 100%

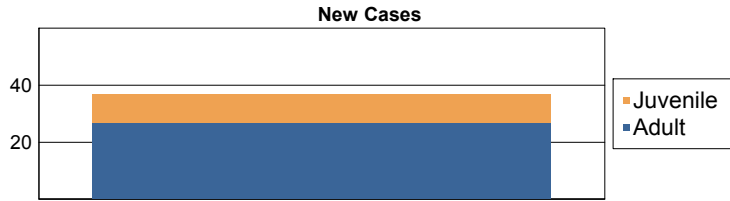
Special Case Activities

Emergency Protective Order	PE	1.0	3
----------------------------	----	-----	---

Commonwealth of Virginia
Caseload Statistics of the J&DR District Courts
August 2016

Middlesex

	Filing Type	Hearings Per Case	Filings	Hearings	Concluded	Clearance Rate
Adult						
Capias	CA	1.5	1	4	2	200%
Criminal Felony	CF	2.5	3	7	2	67%
Criminal Misdemeanor	CM	3.0	13	32	7	54%
Protective Order – Family Abuse	FP	2.3	4	7	3	75%
Show Cause	SC	2.8	4	14	4	100%
Restricted License - Support	SL	0.0	0	3	0	0%
Civil Support	VS	1.5	2	5	2	100%
Adult Total			27	72	20	74.1%
Juvenile						
Abuse or Neglect	AN	0.0	4	8	0	0%
Child in Need of Services	CS	0.0	0	1	0	0%
Custody Visitation	CV	4.8	0	14	5	0%
Delinquency Felony	DF	5.0	1	3	2	200%
Delinquency Misdemeanor	DM	4.8	3	10	5	167%
Show Cause	SC	2.0	0	2	1	0%
Traffic	T	2.5	2	4	2	100%
Juvenile Total			10	42	15	150.0%
Totals			37	114	35	94.6%



	Total Filings with %
Criminal Misdemeanor (CM)	13 35%
Abuse or Neglect (AN)	4 11%
Protective Order – Family Abuse (FP)	4 11%
Show Cause (SC)	4 11%
Criminal Felony (CF)	3 8%
Others	9 24%
Total	37 100%

Special Case Activities

Emergency Protective Order	PE	1.0	12
----------------------------	----	-----	----

Commonwealth of Virginia
Caseload Statistics of the J&DR District Courts
July 2016

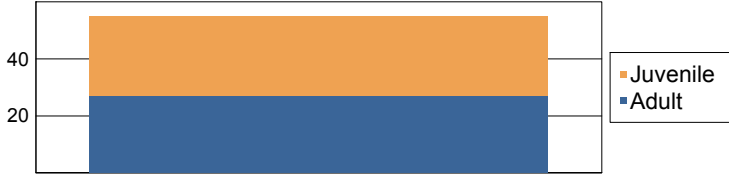
Middlesex

	Filing Type	Hearings Per Case	Filings	Hearings	Concluded	Clearance Rate
Adult						
Capias	CA	1.5	5	8	2	40%
Criminal Felonv	CF	2.8	3	16	12	400%
Criminal Misdemeanor	CM	2.9	3	19	10	333%
Protective Order – Family Abuse	FP	1.8	5	9	4	80%
Motion - Modifv Protective Order	MP	3.0	0	2	2	0%
Protective Order - Violation of Protective Order Conviction	PV	1.0	1	1	1	100%
Show Cause	SC	2.6	4	23	5	125%
Restricted License - Support	SL	0.0	1	1	0	0%
Civil Support	VS	1.0	5	5	3	60%
Adult Total			27	84	39	144.4%

Juvenile						
Abuse or Neglect	AN	0.0	1	2	0	0%
Child in Need of Services	CS	0.0	0	1	0	0%
Custody Visitation	CV	1.1	18	33	16	89%
Delinquency Felonv	DF	4.0	0	5	3	0%
Delinquency Misdemeanor	DM	1.0	2	6	1	50%
Permanency Planning	PH	1.0	2	2	2	100%
Show Cause	SC	0.0	0	1	0	0%
Status Offense	ST	0.0	1	1	0	0%
Traffic	T	2.0	0	2	1	0%
Termination of Parental Rights	TP	0.0	4	4	0	0%
Juvenile Total			28	57	23	82.1%

Totals			55	141	62	112.7%
---------------	--	--	-----------	------------	-----------	---------------

New Cases



	Total Filings with %	
Custody Visitation (CV)	18	33%
Capias (CA)	5	9%
Civil Support (VS)	5	9%
Protective Order – Family Abuse (FP)	5	9%
Show Cause (SC)	4	7%
Others	18	33%
Total	55	100%

Special Case Activities

Emergency Protective Order	PE	1.0	7
Emergency Protective Order	PE	1.0	2

Commonwealth of Virginia
Caseload Statistics of the J&DR District Courts

Middlesex

June 2016

	Filing Type	Hearings Per Case	Filings	Hearings	Concluded	Clearance Rate
Adult						
Capias	CA	3.0	0	3	3	0%
Criminal Felony	CF	4.0	2	7	1	50%
Criminal Misdemeanor	CM	3.1	4	23	8	200%
Protective Order – Family Abuse	FP	1.7	2	4	3	150%
Protective Order - Violation of Protective Order Conviction	PV	1.0	1	1	1	100%
Show Cause	SC	4.3	6	10	3	50%
Restricted License - Support	SL	0.0	0	3	0	0%
Civil Support	VS	1.3	2	3	3	150%
Adult Total			17	54	22	129.4%
Juvenile						
Abuse or Neglect	AN	2.9	0	7	7	0%
Custody Visitation	CV	0.0	2	6	0	0%
Delinquency Felony	DF	3.0	3	13	1	33%
Delinquency Misdemeanor	DM	3.0	1	10	9	900%
Foster Care Review	FC	1.0	1	1	1	100%
Initial Foster Care Review	IF	1.0	3	3	3	100%
Show Cause	SC	0.0	2	2	0	0%
Traffic	T	3.0	0	1	1	0%
Termination of Parental Rights	TP	0.0	2	2	0	0%
Juvenile Total			14	45	22	157.1%
Totals			31	99	44	141.9%

New Cases



	Total Filings with %
Show Cause (SC)	8 26%
Criminal Misdemeanor (CM)	4 13%
Delinquency Felony (DF)	3 10%
Initial Foster Care Review (IF)	3 10%
Civil Support (VS)	2 6%
Others	11 35%
Total	31 100%

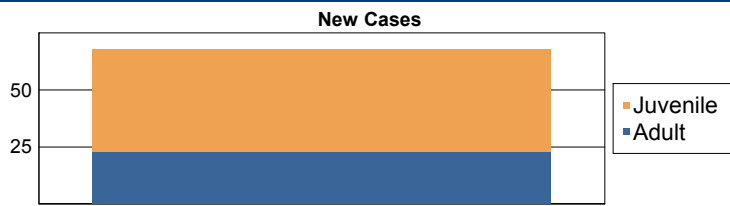
Special Case Activities

Emergency Protective Order	PE	1.0	5
----------------------------	----	-----	---

Commonwealth of Virginia
Caseload Statistics of the J&DR District Courts
 May 2016

Middlesex

	Filing Type	Hearings Per Case	Filings	Hearings	Concluded	Clearance Rate
Adult						
Capias	CA	1.0	1	1	1	100%
Criminal Felony	CF	0.0	8	12	0	0%
Criminal Misdemeanor	CM	1.8	5	17	4	80%
Protective Order – Family Abuse	FP	2.5	1	3	2	200%
Motion - Modifv Protective Order	MP	0.0	0	2	0	0%
Show Cause	SC	2.3	1	13	6	600%
Civil Support	VS	1.4	7	9	8	114%
Adult Total			23	57	21	91.3%
Juvenile						
Abuse or Neglect	AN	0.0	7	13	0	0%
Child in Need of Services	CS	3.0	0	2	1	0%
Custody Visitation	CV	1.1	34	37	14	41%
Delinquency Felony	DF	5.4	0	9	5	0%
Delinquency Misdemeanor	DM	3.0	0	8	4	0%
Foster Care Review	FC	1.0	2	2	2	100%
Status Offense	ST	0.0	1	1	0	0%
Traffic	T	2.0	1	2	1	100%
Juvenile Total			45	74	27	60.0%
Totals			68	131	48	70.6%



	Total Filings with %	
Custody Visitation (CV)	34	50%
Criminal Felony (CF)	8	12%
Abuse or Neglect (AN)	7	10%
Civil Support (VS)	7	10%
Criminal Misdemeanor (CM)	5	7%
Others	7	10%
Total	68	100%

Special Case Activities

Emergency Protective Order	PE	1.0	6
Temporary Detention Order	TD	1.0	2

Commonwealth of Virginia
Caseload Statistics of the J&DR District Courts

Middlesex

April 2016

	Filing Type	Hearings Per Case	Filings	Hearings	Concluded	Clearance Rate
Adult						
Cabias	CA	2.0	0	4	2	0%
Criminal Felonv	CF	2.8	1	26	22	2,200%
Criminal Misdemeanor	CM	2.3	6	17	7	117%
Protective Order – Family Abuse	FP	2.3	2	5	3	150%
Motion - Modifv Protective Order	MP	2.0	2	3	1	50%
Protective Order - Violation of Protective Order Conviction	PV	1.0	1	1	1	100%
Show Cause	SC	2.5	7	18	11	157%
Restricted License - Support	SL	0.0	0	3	0	0%
Civil Support	VS	1.5	4	5	4	100%
Adult Total			23	82	51	221.7%
Juvenile						
Custody Visitation	CV	2.0	4	13	12	300%
Delinquencv Felonv	DF	8.0	0	6	2	0%
Delinquencv Misdemeanor	DM	7.2	3	14	6	200%
Show Cause	SC	3.0	0	1	1	0%
Traffic	T	0.0	0	1	0	0%
Juvenile Total			7	35	21	300.0%
Totals			30	117	72	240.0%



	Total Filings with %	
Show Cause (SC)	7	23%
Criminal Misdemeanor (CM)	6	20%
Civil Support (VS)	4	13%
Custody Visitation (CV)	4	13%
Delinquency Misdemeanor (DM)	3	10%
Others	6	20%
Total	30	100%

Special Case Activities

Emergency Protective Order	PE	1.0	4
----------------------------	----	-----	---

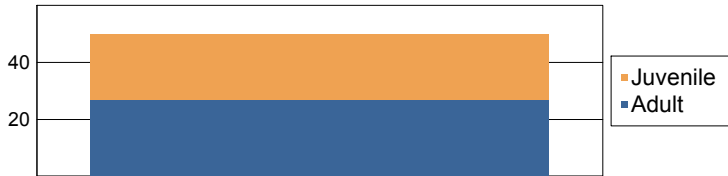
Commonwealth of Virginia
Caseload Statistics of the J&DR District Courts

Middlesex

March 2016

	Filing Type	Hearings Per Case	Filings	Hearings	Concluded	Clearance Rate
Adult						
Protective Order - Non Family Abuse	AP	2.0	0	2	2	0%
Capias	CA	0.0	0	1	0	0%
Criminal Felony	CF	3.0	1	24	4	400%
Criminal Misdemeanor	CM	2.6	12	22	9	75%
Protective Order – Family Abuse	FP	1.0	2	2	1	50%
Motion - Modify Protective Order	MP	0.0	1	1	0	0%
Protective Order - Violation of Protective Order Conviction	PV	1.0	1	1	1	100%
Show Cause	SC	2.9	6	18	7	117%
Restricted License - Support	SL	5.0	0	1	1	0%
Civil Support	VS	3.0	4	7	4	100%
Adult Total			27	79	29	107.4%
Juvenile						
Abuse or Neglect	AN	4.0	0	1	1	0%
Child in Need of Services	CS	0.0	0	1	0	0%
Custody Visitation	CV	1.4	17	25	16	94%
Delinquency Felony	DF	0.0	0	22	0	0%
Delinquency Misdemeanor	DM	2.6	2	23	14	700%
Initial Foster Care Review	IF	1.0	1	1	1	100%
Traffic	T	1.3	3	4	3	100%
Juvenile Total			23	77	35	152.2%
Totals			50	156	64	128.0%

New Cases



	Total Filings with %
Custody Visitation (CV)	17 34%
Criminal Misdemeanor (CM)	12 24%
Show Cause (SC)	6 12%
Civil Support (VS)	4 8%
Traffic (T)	3 6%
Others	8 16%
Total	50 100%

Special Case Activities

Emergency Protective Order	PE	1.0	5
----------------------------	----	-----	---

Commonwealth of Virginia
Caseload Statistics of the J&DR District Courts

Middlesex

February 2016

	Filing Type	Hearings Per Case	Filings	Hearings	Concluded	Clearance Rate
Adult						
Capias	CA	0.0	3	3	0	0%
Criminal Felonv	CF	1.3	6	8	3	50%
Criminal Misdemeanor	CM	2.7	4	16	6	150%
Protective Order – Family Abuse	FP	2.0	1	3	1	100%
Protective Order - Violation of Protective Order Conviction	PV	1.0	1	1	1	100%
Remand Support	RS	1.0	1	1	1	100%
Show Cause	SC	3.4	7	19	7	100%
Restricted License - Support	SL	0.0	0	4	0	0%
Civil Support	VS	2.0	3	6	5	167%
Adult Total			26	61	24	92.3%
Juvenile						
Abuse or Neglect	AN	0.0	0	1	0	0%
Custody Visitation	CV	2.8	3	18	10	333%
Delinquency Felonv	DF	1.5	5	10	2	40%
Delinquency Misdemeanor	DM	1.7	11	21	9	82%
Foster Care Review	FC	1.0	2	2	2	100%
Remand Custody	RC	1.0	2	2	2	100%
Remand Visitation	RV	1.0	2	2	2	100%
Traffic	T	0.0	3	3	0	0%
Juvenile Total			28	59	27	96.4%
Totals			54	120	51	94.4%



	Total Filings with %
Delinquency Misdemeanor (DM)	11 20%
Show Cause (SC)	7 13%
Criminal Felony (CF)	6 11%
Delinquency Felony (DF)	5 9%
Criminal Misdemeanor (CM)	4 7%
Others	21 39%
Total	54 100%

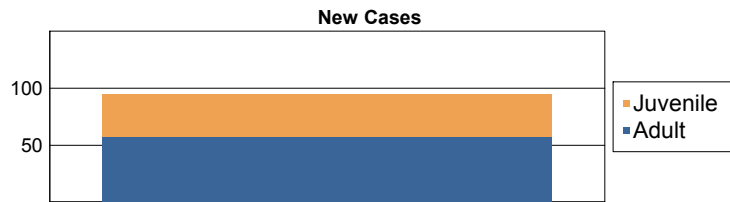
Special Case Activities

Emergency Protective Order	PE	1.0	8
Non-Case	NC	1.0	1
Temporary Detention Order	TD	1.0	2

Commonwealth of Virginia
Caseload Statistics of the J&DR District Courts
January 2016

Middlesex

	Filing Type	Hearings Per Case	Filings	Hearings	Concluded	Clearance Rate
Adult						
Capias	CA	3.0	0	1	1	0%
Criminal Felony	CF	1.8	23	34	8	35%
Criminal Misdemeanor	CM	2.9	17	25	9	53%
Protective Order – Family Abuse	FP	2.0	3	5	1	33%
Motion - Modifv Protective Order	MP	1.0	3	3	3	100%
Show Cause	SC	3.3	8	23	11	138%
Civil Support	VS	1.7	4	6	6	150%
Adult Total			58	97	39	67.2%
Juvenile						
Abuse or Neglect	AN	0.0	1	2	0	0%
Child in Need of Services	CS	0.0	2	2	0	0%
Custody Visitation	CV	1.6	31	39	31	100%
Delinquency Felony	DF	0.0	0	6	0	0%
Delinquency Misdemeanor	DM	0.0	3	13	0	0%
Show Cause	SC	0.0	0	1	0	0%
Traffic	T	3.0	0	2	2	0%
Juvenile Total			37	65	33	89.2%
Totals			95	162	72	75.8%



	Total Filings with %	
Custody Visitation (CV)	31	33%
Criminal Felony (CF)	23	24%
Criminal Misdemeanor (CM)	17	18%
Show Cause (SC)	8	8%
Civil Support (VS)	4	4%
Others	12	13%
Total	95	100%

Special Case Activities


Emergency Protective Order	PE	1.0	10
----------------------------	----	-----	----

**Commonwealth of Virginia
Caseload Statistics of the J&DR District Courts**

Montgomery

December 2016

	Filing Type	Hearings Per Case	Filings	Hearings	Concluded	Clearance Rate
Adult						
Capias	CA	4.0	5	26	6	120%
Criminal Felony	CF	3.6	4	27	11	275%
Criminal Misdemeanor	CM	3.3	15	71	17	113%
Protective Order – Family Abuse	FP	5.0	3	7	1	33%
Motion - Modifv Protective Order	MP	1.8	2	5	4	200%
Other	OT	2.8	1	4	4	400%
Protective Order - Violation of Protective Order Conviction	PV	1.0	1	1	1	100%
Remand Support	RS	1.0	2	2	2	100%
Show Cause	SC	2.8	23	114	19	83%
Restricted License - Support	SL	1.0	1	1	1	100%
Civil Support	VS	2.5	17	37	21	124%
Adult Total			74	295	87	117.6%
Juvenile						
Abuse or Neglect	AN	0.0	0	3	0	0%
Child in Need of Services	CS	4.0	0	1	1	0%
Custody Visitation	CV	2.4	38	125	72	189%
Delinquency Felony	DF	8.0	3	13	1	33%
Delinquency Misdemeanor	DM	3.0	16	62	19	119%
Foster Care Review	FC	1.0	5	12	2	40%
Initial Foster Care Review	IF	0.0	0	5	0	0%
Permanency Planning	PH	1.0	5	8	5	100%
Paternity	PT	1.0	1	1	1	100%
Remand Custody	RC	1.0	2	2	2	100%
Remand Visitation	RV	1.0	1	1	1	100%
Show Cause	SC	4.5	1	4	2	200%
Traffic	T	1.6	11	19	7	64%
Termination of Parental Rights	TP	0.0	1	5	0	0%
Truancy/Runaway (Child in Need of Supervision)	TR	3.0	2	10	1	50%
Juvenile Total			86	271	114	132.6%
Totals			160	566	201	125.6%



	Total Filings with %
Custody Visitation (CV)	38 24%
Show Cause (SC)	24 15%
Civil Support (VS)	17 11%
Delinquency Misdemeanor (DM)	16 10%
Criminal Misdemeanor (CM)	15 9%
Others	50 31%
Total	160 100%

Special Case Activities

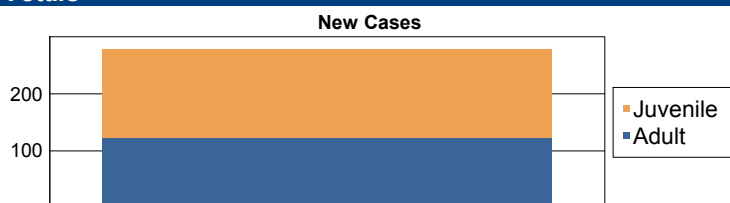
Emergency Protective Order	PE	1.0	13
Temporary Detention Order	TD	1.0	8

**Commonwealth of Virginia
Caseload Statistics of the J&DR District Courts**

Montgomery

November 2016

	Filing Type	Hearings Per Case	Filings	Hearings	Concluded	Clearance Rate
Adult						
Capias	CA	3.4	4	12	5	125%
Criminal Felony	CF	5.1	11	40	14	127%
Criminal Misdemeanor	CM	3.1	36	102	42	117%
Protective Order – Family Abuse	FP	2.1	7	19	11	157%
Motion - Modifv Protective Order	MP	0.0	2	3	0	0%
Other	OT	1.0	6	6	5	83%
Remand Support	RS	1.0	10	10	10	100%
Show Cause	SC	2.7	27	66	18	67%
Civil Support	VS	2.3	19	45	19	100%
Adult Total			122	303	124	101.6%
Juvenile						
Abuse or Neglect	AN	1.0	2	2	2	100%
Child in Need of Services	CS	0.0	0	1	0	0%
Custody Visitation	CV	2.2	91	216	109	120%
Delinquency Felony	DF	0.0	9	13	0	0%
Delinquency Misdemeanor	DM	3.8	17	49	16	94%
Initial Foster Care Review	IF	1.0	1	1	1	100%
Juvenile Support	JS	0.0	1	1	0	0%
Permanency Planning	PH	1.0	4	4	4	100%
Remand Custody	RC	1.0	10	10	10	100%
Remand Visitation	RV	1.0	8	8	8	100%
Show Cause	SC	6.0	1	5	1	100%
Status Offense	ST	5.0	0	1	1	0%
Traffic	T	1.9	11	18	13	118%
Truancy/Runaway (Child in Need of Supervision)	TR	2.0	1	5	2	200%
Juvenile Total			156	334	167	107.1%
Totals			278	637	291	104.7%



	Total Filings with %
Custody Visitation (CV)	91 33%
Criminal Misdemeanor (CM)	36 13%
Show Cause (SC)	28 10%
Civil Support (VS)	19 7%
Delinquency Misdemeanor (DM)	17 6%
Others	87 31%
Total	278 100%

Special Case Activities

Non-Case	NC	1.0	1
Emergency Protective Order	PE	1.0	32
Emergency Custody Order	EC	1.0	2
Non-Case	NC	0.0	1
Temporary Detention Order	TD	1.0	12


Commonwealth of Virginia
Caseload Statistics of the J&DR District Courts

Montgomery

October 2016

	Filing Type	Hearings Per Case	Filings	Hearings	Concluded	Clearance Rate
Adult						
Bond Forfeiture Show Cause	BF	2.0	0	1	1	0%
Capias	CA	3.0	7	23	4	57%
Criminal Felony	CF	3.9	17	53	16	94%
Criminal Misdemeanor	CM	3.0	18	68	30	167%
Protective Order – Familv Abuse	FP	2.3	7	16	7	100%
Motion - Modify Protective Order	MP	0.0	1	2	0	0%
Other	OT	1.0	3	3	3	100%
Protective Order - Violation of Protective Order Conviction	PV	1.0	1	1	1	100%
Remand Support	RS	1.0	8	8	8	100%
Show Cause	SC	3.0	43	168	49	114%
Restricted License - Support	SL	1.0	2	2	2	100%
Civil Support	VS	1.6	42	67	34	81%
Adult Total			149	412	155	104.0%
Juvenile						
Abuse or Neglect	AN	3.0	1	2	2	200%
Relief of Custody	CR	1.0	1	1	1	100%
Child in Need of Services	CS	3.0	0	1	1	0%
Custody Visitation	CV	1.7	139	259	127	91%
Delinquency Felony	DF	4.7	0	8	6	0%
Delinquency Misdemeanor	DM	2.5	19	71	13	68%
Foster Care Review	FC	1.0	1	1	1	100%
Initial Foster Care Review	IF	0.0	1	1	0	0%
Paternity	PT	1.0	2	2	1	50%
Remand Custody	RC	1.0	11	11	11	100%
Remand Visitation	RV	1.0	5	5	5	100%
Show Cause	SC	3.0	4	8	1	25%
Status Offense	ST	1.0	1	2	1	100%
Traffic	T	1.2	10	10	13	130%
Truancy/Runaway (Child in Need of Supervision)	TR	2.7	2	7	3	150%
Juvenile Total			197	389	186	94.4%
Totals			346	801	341	98.6%

New Cases



	Total Filings with %
Custody Visitation (CV)	139 40%
Show Cause (SC)	47 14%
Civil Support (VS)	42 12%
Delinquency Misdemeanor (DM)	19 5%
Criminal Misdemeanor (CM)	18 5%
Others	81 23%
Total	346 100%

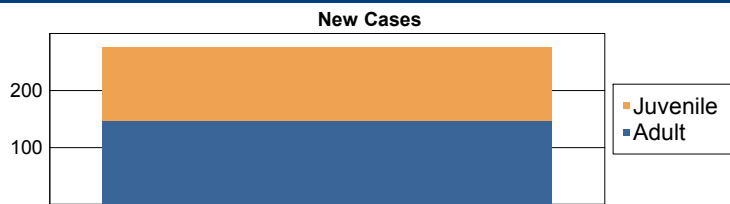
Special Case Activities

Emergency Protective Order	PE	1.0	34
Non-Case	NC	3.0	0
Temporary Detention Order	TD	1.0	10

Commonwealth of Virginia
Caseload Statistics of the J&DR District Courts
September 2016

Montgomery

	Filing Type	Hearings Per Case	Filings	Hearings	Concluded	Clearance Rate
Adult						
Cabias	CA	2.2	5	26	5	100%
Criminal Felonv	CF	2.7	11	51	21	191%
Criminal Misdemeanor	CM	3.2	34	111	34	100%
Protective Order – Family Abuse	FP	2.0	7	18	8	114%
Motion - Modifv Protective Order	MP	1.5	1	2	2	200%
Protective Order - Violation of Protective Order Conviction	PV	1.0	2	2	2	100%
Remand Support	RS	1.0	2	2	2	100%
Show Cause	SC	4.1	47	115	30	64%
Restricted License - Support	SL	1.0	1	1	1	100%
Civil Support	VS	3.1	37	63	37	100%
Adult Total			147	391	142	96.6%
Juvenile						
Abuse or Nealect	AN	3.4	3	12	10	333%
Relief of Custodv	CR	2.0	0	6	6	0%
Child in Need of Services	CS	0.0	0	2	0	0%
Custody Visitation	CV	2.2	88	168	59	67%
Delinquencv Felonv	DF	2.8	1	16	4	400%
Delinquencv Misdemeanor	DM	3.6	14	55	18	129%
Initial Foster Care Review	IF	1.0	5	5	5	100%
Permanencv Planning	PH	1.0	1	1	1	100%
Paternitv	PT	4.0	0	1	1	0%
Remand Custodv	RC	1.0	4	4	4	100%
Show Cause	SC	2.0	0	4	2	0%
Status Offense	ST	1.0	3	3	3	100%
Traffic	T	1.7	8	13	10	125%
Truancv/Runaway (Child in Need of Supervision)	TR	4.0	2	6	2	100%
Juvenile Total			129	296	125	96.9%
Totals			276	687	267	96.7%



	Total Filings with %
Custody Visitation (CV)	88 32%
Show Cause (SC)	47 17%
Civil Support (VS)	37 13%
Criminal Misdemeanor (CM)	34 12%
Delinquency Misdemeanor (DM)	14 5%
Others	56 20%
Total	276 100%

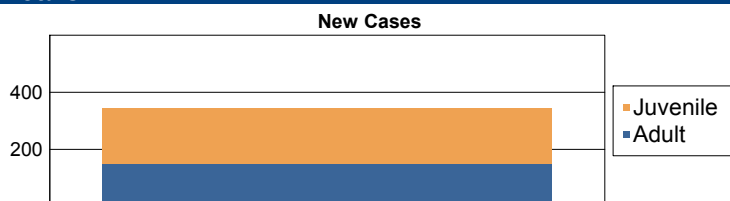
Special Case Activities

Non-Case	NC	0.0	0
Emeraencv Protective Order	PE	1.0	32
Emeraencv Custodv Order	EC	1.0	2
Emeraencv Protective Order	PE	1.0	2
Temporarv Detention Order	TD	1.0	14

Commonwealth of Virginia
Caseload Statistics of the J&DR District Courts
August 2016

Montgomery

	Filing Type	Hearings Per Case	Filings	Hearings	Concluded	Clearance Rate
Adult						
Cabias	CA	7.5	7	19	4	57%
Criminal Felony	CF	4.1	6	43	28	467%
Criminal Misdemeanor	CM	2.9	20	86	29	145%
Protective Order – Family Abuse	FP	2.2	12	27	10	83%
Motion - Modifv Protective Order	MP	1.0	3	3	2	67%
Other	OT	1.0	1	1	1	100%
Protective Order - Violation of Protective Order Conviction	PV	1.0	1	1	1	100%
Remand Support	RS	1.0	3	3	3	100%
Show Cause	SC	2.7	52	138	30	58%
Civil Support	VS	1.9	46	94	52	113%
Adult Total			151	415	160	106.0%
Juvenile						
Abuse or Neglect	AN	4.0	1	10	1	100%
Child in Need of Services	CS	1.5	3	4	2	67%
Custody Visitation	CV	2.1	149	276	122	82%
Delinquency Felony	DF	10.0	6	12	2	33%
Delinquency Misdemeanor	DM	3.0	11	45	13	118%
Foster Care Review	FC	3.0	0	1	1	0%
Initial Foster Care Review	IF	1.0	2	2	2	100%
Permanency Planning	PH	1.0	1	1	1	100%
Remand Custody	RC	1.0	2	2	2	100%
Remand Visitation	RV	1.0	2	2	2	100%
Show Cause	SC	0.0	4	4	0	0%
Status Offense	ST	1.0	1	1	1	100%
Traffic	T	1.3	11	15	9	82%
Termination of Parental Rights	TP	2.0	0	5	5	0%
Truancy/Runaway (Child in Need of Supervision)	TR	6.8	1	9	6	600%
Juvenile Total			194	389	169	87.1%
Totals			345	804	329	95.4%



	Total Filings with %
Custody Visitation (CV)	149 43%
Show Cause (SC)	56 16%
Civil Support (VS)	46 13%
Criminal Misdemeanor (CM)	20 6%
Protective Order – Family Abuse (FP)	12 3%
Others	62 18%
Total	345 100%

Special Case Activities

Emergency Protective Order	PE	1.0	26
Emergency Custody Order	EC	1.0	6
Non-Case	NC	0.0	0
Temporary Detention Order	TD	1.0	16

Commonwealth of Virginia
Caseload Statistics of the J&DR District Courts
July 2016

Montgomery

	Filing Type	Hearings Per Case	Filings	Hearings	Concluded	Clearance Rate
Adult						
Capias	CA	3.0	7	22	10	143%
Criminal Felony	CF	4.0	24	56	9	38%
Criminal Misdemeanor	CM	3.1	37	118	40	108%
Protective Order – Family Abuse	FP	2.0	10	18	9	90%
Other	OT	1.0	1	1	1	100%
Protective Order - Violation of Protective Order Conviction	PV	1.0	1	1	1	100%
Restricted Driver's License	RL	1.0	1	1	1	100%
Remand Support	RS	1.0	6	6	6	100%
Show Cause	SC	2.9	39	117	35	90%
Restricted License - Support	SL	1.0	2	2	2	100%
Civil Support	VS	2.1	25	51	30	120%
Adult Total			153	393	144	94.1%
Juvenile						
Abuse or Neglect	AN	1.0	6	12	1	17%
Relief of Custody	CR	0.0	6	6	0	0%
Custody Visitation	CV	2.3	73	139	71	97%
Delinquency Felony	DF	2.0	3	16	1	33%
Delinquency Misdemeanor	DM	4.5	20	43	11	55%
Foster Care Review	FC	1.0	6	6	6	100%
Permanency Planning	PH	1.0	1	1	1	100%
Paternity	PT	3.0	0	1	1	0%
Remand Custody	RC	1.0	8	8	8	100%
Child at Risk of Abuse or Neglect	RI	3.0	0	1	1	0%
Show Cause	SC	7.0	0	3	2	0%
Status Offense	ST	1.0	2	2	2	100%
Traffic	T	2.0	10	13	10	100%
Truancy/Runaway (Child in Need of Supervision)	TR	0.0	0	6	0	0%
Juvenile Total			135	257	115	85.2%
Totals			288	650	259	89.9%



	Total Filings with %
Custody Visitation (CV)	73 25%
Show Cause (SC)	39 14%
Criminal Misdemeanor (CM)	37 13%
Civil Support (VS)	25 9%
Criminal Felony (CF)	24 8%
Others	90 31%
Total	288 100%

Special Case Activities

Non-Case	NC	0.0	1
Emergency Protective Order	PE	1.0	23
Temporary Detention Order	TD	1.0	6


Commonwealth of Virginia
Caseload Statistics of the J&DR District Courts

Montgomery

June 2016

	Filing Type	Hearings Per Case	Filings	Hearings	Concluded	Clearance Rate
Adult						
Capias	CA	2.0	4	18	3	75%
Criminal Felonv	CF	2.7	28	74	11	39%
Criminal Misdemeanor	CM	3.5	40	123	31	78%
Protective Order – Family Abuse	FP	2.1	12	24	10	83%
Motion - Modifv Protective Order	MP	2.0	2	4	3	150%
Protective Order - Violation of Protective Order Conviction	PV	1.0	1	1	1	100%
Remand Support	RS	1.0	4	4	4	100%
Show Cause	SC	2.9	44	156	50	114%
Restricted License - Support	SL	1.3	2	3	3	150%
Civil Support	VS	2.0	36	85	48	133%
Adult Total			173	492	164	94.8%
Juvenile						
Abuse or Nealect	AN	2.8	5	16	4	80%
Child in Need of Services	CS	0.0	1	1	0	0%
Custody Visitation	CV	2.0	93	181	89	96%
Delinquency Felonv	DF	5.0	1	10	1	100%
Delinquency Misdemeanor	DM	2.8	10	48	19	190%
Emancipation	EP	3.0	0	1	1	0%
Foster Care Review	FC	1.0	1	1	1	100%
Initial Foster Care Review	IF	1.0	1	1	1	100%
Permanency Planning	PH	1.0	3	3	3	100%
Paternity	PT	4.0	0	3	1	0%
Remand Custody	RC	1.0	4	4	4	100%
Remand Visitation	RV	1.0	2	2	2	100%
Show Cause	SC	4.0	0	7	2	0%
Status Offense	ST	2.0	1	3	1	100%
Traffic	T	2.8	10	20	12	120%
Termination of Parental Rihts	TP	0.0	4	4	0	0%
Truancy/Runaway (Child in Need of Supervision)	TR	3.0	1	7	2	200%
Juvenile Total			137	312	143	104.4%
Totals			310	804	307	99.0%

New Cases



	Total Filings with %
Custody Visitation (CV)	93 30%
Show Cause (SC)	44 14%
Criminal Misdemeanor (CM)	40 13%
Civil Support (VS)	36 12%
Criminal Felony (CF)	28 9%
Others	69 22%
Total	310 100%

Special Case Activities

Emeraency Protective Order	PE	1.0	38
Emeraency Custody Order	EC	1.0	2
Temporary Detention Order	TD	1.0	6


Commonwealth of Virginia
Caseload Statistics of the J&DR District Courts
 May 2016

Montgomery

	Filing Type	Hearings Per Case	Filings	Hearings	Concluded	Clearance Rate
Adult						
Protective Order - Non Family Abuse	AP	2.0	1	2	1	100%
Bond Forfeiture Show Cause	BF	0.0	1	1	0	0%
Capias	CA	6.0	7	18	3	43%
Criminal Felony	CF	3.3	14	51	14	100%
Criminal Misdemeanor	CM	3.2	49	120	36	73%
Protective Order – Family Abuse	FP	2.0	7	16	10	143%
Motion - Modify Protective Order	MP	2.0	3	6	2	67%
Protective Order - Violation of Protective Order Conviction	PV	1.0	1	1	1	100%
Remand Support	RS	1.0	1	1	1	100%
Show Cause	SC	2.8	48	112	31	65%
Restricted License - Support	SL	1.0	2	2	1	50%
Civil Support	VS	2.0	45	78	37	82%
Adult Total			179	408	137	76.5%

Juvenile						
Abuse or Neglect	AN	3.0	1	4	1	100%
Custody Visitation	CV	2.2	105	190	112	107%
Delinquency Felony	DF	9.0	5	18	4	80%
Delinquency Misdemeanor	DM	3.2	30	92	30	100%
Foster Care Review	FC	1.0	1	1	1	100%
Juvenile Support	JS	4.0	0	1	1	0%
Paternity	PT	0.0	0	2	0	0%
Remand Custody	RC	1.0	1	1	1	100%
Remand Visitation	RV	1.0	1	1	1	100%
Show Cause	SC	3.0	1	13	3	300%
Status Offense	ST	0.0	2	2	0	0%
Traffic	T	2.0	8	17	8	100%
Termination of Parental Rights	TP	3.0	1	5	4	400%
Truancy/Runaway (Child in Need of Supervision)	TR	2.3	4	13	3	75%
Juvenile Total			160	360	169	105.6%

Totals			339	768	306	90.3%
---------------	--	--	------------	------------	------------	--------------



	Total Filings with %
Custody Visitation (CV)	105 31%
Criminal Misdemeanor (CM)	49 14%
Show Cause (SC)	49 14%
Civil Support (VS)	45 13%
Delinquency Misdemeanor (DM)	30 9%
Others	61 18%
Total	339 100%

Special Case Activities

Emergency Protective Order	PE	1.0	32
Emergency Custody Order	EC	1.0	4
Non-Case	NC	1.0	2
Temporary Detention Order	TD	1.0	14


**Commonwealth of Virginia
Caseload Statistics of the J&DR District Courts**

Montgomery

April 2016

	Filing Type	Hearings Per Case	Filings	Hearings	Concluded	Clearance Rate
Adult						
Capias	CA	3.8	0	9	4	0%
Criminal Felony	CF	3.0	10	37	11	110%
Criminal Misdemeanor	CM	3.1	39	99	31	79%
Protective Order – Family Abuse	FP	2.2	9	17	6	67%
Motion - Modifv Protective Order	MP	1.0	1	1	1	100%
Other	OT	1.2	4	5	5	125%
Remand Support	RS	1.0	8	8	8	100%
Show Cause	SC	2.8	28	121	55	196%
Restricted License - Support	SL	1.3	2	3	3	150%
Civil Support	VS	1.8	37	69	29	78%
Adult Total			138	369	153	110.9%
Juvenile						
Abuse or Neglect	AN	3.5	2	10	6	300%
Protective Order – Non Family Abuse	AP	3.0	0	1	1	0%
Custody Visitation	CV	2.1	107	271	153	143%
Delinquency Felony	DF	6.0	2	14	2	100%
Delinquency Misdemeanor	DM	4.4	11	52	16	145%
Emancipation	EP	0.0	1	2	0	0%
Foster Care Review	FC	1.0	4	5	4	100%
Juvenile Support	JS	0.0	0	1	0	0%
Permanency Planning	PH	1.0	1	1	1	100%
Paternity	PT	2.0	5	8	4	80%
Remand Custody	RC	1.0	17	17	17	100%
Child at Risk of Abuse or Neglect	RI	0.0	1	2	0	0%
Remand Visitation	RV	1.0	4	4	4	100%
Show Cause	SC	3.3	4	10	3	75%
Traffic	T	2.1	7	14	8	114%
Termination of Parental Rights	TP	1.2	8	10	10	125%
Truancy/Runaway (Child in Need of Supervision)	TR	2.0	0	15	3	0%
Juvenile Total			174	437	232	133.3%
Totals			312	806	385	123.4%

New Cases



	Total Filings with %
Custody Visitation (CV)	107 34%
Criminal Misdemeanor (CM)	39 13%
Civil Support (VS)	37 12%
Show Cause (SC)	32 10%
Remand Custody (RC)	17 5%
Others	80 26%
Total	312 100%

Special Case Activities

Non-Case	NC	0.0	1
Emergency Protective Order	PE	1.0	32
Temporary Detention Order	TD	1.0	4


Commonwealth of Virginia
Caseload Statistics of the J&DR District Courts

Montgomery

March 2016

	Filing Type	Hearings Per Case	Filings	Hearings	Concluded	Clearance Rate
Adult						
Protective Order - Non Family Abuse	AP	2.0	1	2	1	100%
Capias	CA	2.3	6	22	6	100%
Criminal Felony	CF	5.5	23	74	18	78%
Criminal Misdemeanor	CM	3.5	28	93	38	136%
Protective Order – Family Abuse	FP	2.4	8	20	11	138%
Motion - Modify Protective Order	MP	1.0	2	2	2	100%
Other	OT	0.0	1	1	0	0%
Protective Order - Violation of Protective Order Conviction	PV	1.0	1	1	1	100%
Show Cause	SC	2.8	69	168	55	80%
Restricted License - Support	SL	1.0	2	2	1	50%
Civil Support	VS	1.9	33	66	31	94%
Adult Total			174	451	164	94.3%
Juvenile						
Abuse or Neglect	AN	4.3	4	19	8	200%
Protective Order – Non Family Abuse	AP	3.0	1	4	1	100%
Child in Need of Services	CS	2.0	0	1	1	0%
Custody Visitation	CV	1.8	116	252	103	89%
Delinquency Felony	DF	5.0	2	13	1	50%
Delinquency Misdemeanor	DM	2.7	21	60	15	71%
Foster Care Review	FC	1.0	1	1	1	100%
Initial Foster Care Review	IF	1.0	7	7	7	100%
Juvenile Support	JS	0.0	0	1	0	0%
Permanency Planning	PH	1.0	4	4	4	100%
Paternity	PT	1.5	1	3	2	200%
Remand Custody	RC	1.0	3	3	3	100%
Remand Visitation	RV	1.0	2	2	2	100%
Show Cause	SC	2.0	4	8	1	25%
Traffic	T	1.8	4	9	5	125%
Truancy/Runaway (Child in Need of Supervision)	TR	0.0	8	12	0	0%
Juvenile Total			178	399	154	86.5%
Totals			352	850	318	90.3%

New Cases



	Total Filings with %
Custody Visitation (CV)	116 33%
Show Cause (SC)	73 21%
Civil Support (VS)	33 9%
Criminal Misdemeanor (CM)	28 8%
Criminal Felony (CF)	23 7%
Others	79 22%
Total	352 100%

Special Case Activities

Non-Case	NC	0.0	1
Emergency Protective Order	PE	1.0	33
Emergency Custody Order	EC	1.0	2
Temporary Detention Order	TD	1.0	8

**Commonwealth of Virginia
Caseload Statistics of the J&DR District Courts**

Montgomery

February 2016

	Filing Type	Hearings Per Case	Filings	Hearings	Concluded	Clearance Rate
Adult						
Capias	CA	2.0	8	15	3	38%
Criminal Felony	CF	2.4	17	50	8	47%
Criminal Misdemeanor	CM	3.2	14	77	25	179%
Protective Order – Family Abuse	FP	2.6	7	17	9	129%
Motion - Modifv Protective Order	MP	1.0	1	1	1	100%
Other	OT	4.3	0	3	3	0%
Remand Support	RS	1.0	3	3	3	100%
Show Cause	SC	2.7	29	115	34	117%
Civil Support	VS	2.0	43	78	44	102%
Adult Total			122	359	130	106.6%
Juvenile						
Abuse or Neglect	AN	0.0	4	18	0	0%
Protective Order – Non Family Abuse	AP	0.0	1	1	0	0%
Child in Need of Services	CS	0.0	1	1	0	0%
Custody Visitation	CV	1.9	116	196	96	83%
Delinquency Felony	DF	3.1	1	22	10	1,000%
Delinquency Misdemeanor	DM	3.0	11	62	12	109%
Foster Care Review	FC	2.0	2	4	2	100%
Protective Order – Family Abuse	FP	2.0	0	1	1	0%
Juvenile Support	JS	0.0	1	1	0	0%
Motion - Modifv Protective Order	MP	3.0	0	1	1	0%
Permanency Planning	PH	2.0	2	4	2	100%
Paternity	PT	0.0	1	1	0	0%
Remand Custody	RC	1.0	3	3	3	100%
Show Cause	SC	2.0	2	6	1	50%
Traffic	T	2.2	2	14	10	500%
Termination of Parental Rights	TP	0.0	6	10	0	0%
Truancy/Runaway (Child in Need of Supervision)	TR	8.0	3	8	2	67%
Juvenile Total			156	353	140	89.7%
Totals			278	712	270	97.1%



	Total Filings with %	
Custody Visitation (CV)	116	42%
Civil Support (VS)	43	15%
Show Cause (SC)	31	11%
Criminal Felony (CF)	17	6%
Criminal Misdemeanor (CM)	14	5%
Others	57	21%
Total	278	100%

Special Case Activities

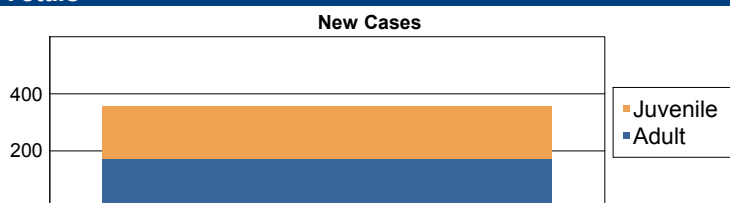
Emergency Protective Order	PE	1.0	12
Emergency Custody Order	EC	1.0	2
Temporary Detention Order	TD	1.0	4

**Commonwealth of Virginia
Caseload Statistics of the J&DR District Courts**

Montgomery

January 2016

	Filing Type	Hearings Per Case	Filings	Hearings	Concluded	Clearance Rate
Adult						
Capias	CA	2.7	5	18	7	140%
Criminal Felony	CF	2.5	12	45	13	108%
Criminal Misdemeanor	CM	2.8	36	121	52	144%
Protective Order – Family Abuse	FP	2.6	6	17	7	117%
Motion - Modifv Protective Order	MP	1.0	2	2	2	100%
Other	OT	1.0	1	2	1	100%
Show Cause	SC	3.0	62	125	36	58%
Civil Support	VS	1.5	49	79	48	98%
Adult Total			173	409	166	96.0%
Juvenile						
Abuse or Neglect	AN	3.3	9	21	6	67%
Protective Order – Non Family Abuse	AP	2.0	1	2	1	100%
Child in Need of Services	CS	3.0	0	1	1	0%
Custody Visitation	CV	2.4	132	241	111	84%
Delinquency Felony	DF	3.8	4	20	4	100%
Delinquency Misdemeanor	DM	2.4	14	64	13	93%
Foster Care Review	FC	1.0	3	3	3	100%
Protective Order – Family Abuse	FP	0.0	1	1	0	0%
Initial Foster Care Review	IF	1.5	1	2	2	200%
Motion - Modifv Protective Order	MP	3.0	0	2	2	0%
Paternity	PT	3.0	2	4	2	100%
Show Cause	SC	4.0	2	4	2	100%
Status Offense	ST	1.0	1	1	1	100%
Traffic	T	1.6	14	26	12	86%
Truancy/Runaway (Child in Need of Supervision)	TR	0.0	1	7	0	0%
Juvenile Total			185	399	160	86.5%
Totals			358	808	326	91.1%



	Total Filings with %
Custody Visitation (CV)	132 37%
Show Cause (SC)	64 18%
Civil Support (VS)	49 14%
Criminal Misdemeanor (CM)	36 10%
Delinquency Misdemeanor (DM)	14 4%
Others	63 18%
Total	358 100%

Special Case Activities

Emergency Protective Order	PE	1.0	21
Emergency Custody Order	EC	1.0	2
Emergency Protective Order	PE	1.0	2
Temporary Detention Order	TD	1.0	10

Commonwealth of Virginia
Caseload Statistics of the J&DR District Courts

Nelson

December 2016

	Filing Type	Hearings Per Case	Filings	Hearings	Concluded	Clearance Rate
Adult						
Criminal Felony	CF	3.0	0	12	5	0%
Criminal Misdemeanor	CM	3.2	6	17	5	83%
Protective Order – Family Abuse	FP	1.6	4	10	5	125%
Motion - Modify Protective Order	MP	2.5	1	2	2	200%
Protective Order - Violation of Protective Order Conviction	PV	0.0	0	3	0	0%
Remand Support	RS	1.0	2	2	2	100%
Show Cause	SC	2.7	3	14	7	233%
Civil Support	VS	1.2	11	14	10	91%
Adult Total			27	74	36	133.3%
Juvenile						
Abuse or Neglect	AN	3.0	0	1	1	0%
Child in Need of Services	CS	2.0	1	3	1	100%
Custody Visitation	CV	1.5	27	39	23	85%
Delinquency Misdemeanor	DM	0.0	8	10	0	0%
Foster Care Review	FC	1.0	1	1	1	100%
Remand Custody	RC	1.0	5	5	5	100%
Remand Visitation	RV	1.0	5	5	5	100%
Status Offense	ST	1.0	1	1	1	100%
Traffic	T	2.0	4	9	6	150%
Truancy/Runaway (Child in Need of Supervision)	TR	0.0	3	5	0	0%
Juvenile Total			55	79	43	78.2%
Totals			82	153	79	96.3%



	Total Filings with %
Custody Visitation (CV)	27 33%
Civil Support (VS)	11 13%
Delinquency Misdemeanor (DM)	8 10%
Criminal Misdemeanor (CM)	6 7%
Remand Custody (RC)	5 6%
Others	25 30%
Total	82 100%

Special Case Activities

Non-Case	NC	0.0	0
Emergency Protective Order	PE	1.0	10
Temporary Detention Order	TD	1.0	2

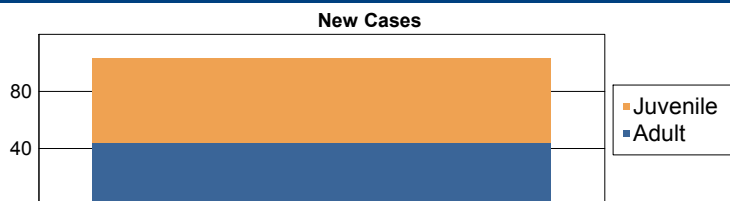
Commonwealth of Virginia
Caseload Statistics of the J&DR District Courts

Nelson

November 2016

	Filing Type	Hearings Per Case	Filings	Hearings	Concluded	Clearance Rate
Adult						
Capias	CA	2.5	1	3	2	200%
Criminal Felony	CF	2.0	0	3	2	0%
Criminal Misdemeanor	CM	2.1	8	22	10	125%
Protective Order – Family Abuse	FP	1.8	6	10	4	67%
Violation - Family Abuse Protective Order	PS	1.0	1	1	1	100%
Remand Support	RS	1.0	1	1	1	100%
Show Cause	SC	2.0	8	17	5	63%
Civil Support	VS	1.2	19	24	15	79%
Adult Total			44	81	40	90.9%
Juvenile						
Abuse or Neglect	AN	0.0	1	2	0	0%
Child in Need of Services	CS	1.0	2	2	1	50%
Custody Visitation	CV	1.3	46	62	35	76%
Delinquency Misdemeanor	DM	2.5	4	9	6	150%
Protective Order – Family Abuse	FP	2.0	1	2	1	100%
Paternity	PT	1.0	1	1	1	100%
Show Cause	SC	1.0	1	1	1	100%
Traffic	T	1.5	3	4	4	133%
Truancy/Runaway (Child in Need of Supervision)	TR	0.0	0	1	0	0%
Juvenile Total			59	84	49	83.1%

Totals			103	165	89	86.4%
---------------	--	--	------------	------------	-----------	--------------



	Total Filings with %
Custody Visitation (CV)	46 45%
Civil Support (VS)	19 18%
Show Cause (SC)	9 9%
Criminal Misdemeanor (CM)	8 8%
Protective Order – Family Abuse (FP)	7 7%
Others	14 14%
Total	103 100%

Special Case Activities

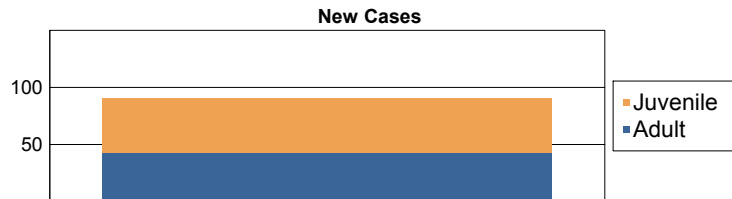
Non-Case	NC	0.0	2
Emergency Protective Order	PE	1.0	11
Emergency Protective Order	PE	1.0	2

Commonwealth of Virginia
Caseload Statistics of the J&DR District Courts

Nelson

October 2016

	Filing Type	Hearings Per Case	Filings	Hearings	Concluded	Clearance Rate
Adult						
Capias	CA	3.0	0	3	2	0%
Criminal Felony	CF	3.6	7	24	5	71%
Criminal Misdemeanor	CM	3.4	9	28	11	122%
Protective Order – Family Abuse	FP	2.1	6	15	8	133%
Remand Support	RS	1.0	2	2	2	100%
Show Cause	SC	1.8	13	23	6	46%
Civil Support	VS	1.4	6	12	5	83%
Adult Total			43	107	39	90.7%
Juvenile						
Abuse or Neglect	AN	4.0	0	2	2	0%
Child in Need of Services	CS	0.0	1	2	0	0%
Custody Visitation	CV	1.2	25	41	16	64%
Delinquency Misdemeanor	DM	3.0	5	13	2	40%
Initial Foster Care Review	IF	1.0	2	2	2	100%
Protective Order – Stalking/Acts of Violence	PC	1.5	1	2	2	200%
Remand Custody	RC	1.0	6	6	6	100%
Remand Visitation	RV	1.0	4	4	4	100%
Traffic	T	1.5	3	6	2	67%
Truancy/Runaway (Child in Need of Supervision)	TR	1.0	1	1	1	100%
Juvenile Total			48	79	37	77.1%
Totals			91	186	76	83.5%



	Total Filings with %
Custody Visitation (CV)	25 27%
Show Cause (SC)	13 14%
Criminal Misdemeanor (CM)	9 10%
Criminal Felony (CF)	7 8%
Civil Support (VS)	6 7%
Others	31 34%
Total	91 100%

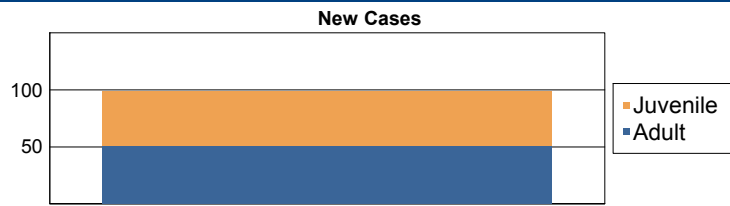
Special Case Activities

Non-Case	NC	1.0	21
Emergency Protective Order	PE	1.0	13

Commonwealth of Virginia
Caseload Statistics of the J&DR District Courts
September 2016

Nelson

	Filing Type	Hearings Per Case	Filings	Hearings	Concluded	Clearance Rate
Adult						
Capias	CA	4.5	1	5	2	200%
Criminal Felony	CF	2.6	10	22	5	50%
Criminal Misdemeanor	CM	2.1	12	34	11	92%
Protective Order – Family Abuse	FP	2.7	8	17	6	75%
Motion - Modifv Protective Order	MP	0.0	0	1	0	0%
Show Cause	SC	2.5	11	33	17	155%
Civil Support	VS	1.2	9	13	6	67%
Adult Total			51	125	47	92.2%
Juvenile						
Abuse or Neglect	AN	5.0	0	7	2	0%
Protective Order – Non Family Abuse	AP	2.0	1	4	3	300%
Child in Need of Services	CS	6.0	1	4	1	100%
Custody Visitation	CV	1.4	26	43	19	73%
Delinquency Felony	DF	4.1	0	11	7	0%
Delinquency Misdemeanor	DM	3.2	5	10	5	100%
Initial Foster Care Review	IF	1.0	1	1	1	100%
Protective Order – Stalking/Acts of Violence	PC	0.0	1	1	0	0%
Permanency Planning	PH	1.0	10	10	10	100%
Traffic	T	1.0	2	2	2	100%
Truancy/Runaway (Child in Need of Supervision)	TR	0.0	0	1	0	0%
	VA	0.0	1	1	0	0%
Juvenile Total			48	95	50	104.2%
Totals			99	220	97	98.0%



	Total Filings with %	
Custody Visitation (CV)	26	26%
Criminal Misdemeanor (CM)	12	12%
Show Cause (SC)	11	11%
Criminal Felony (CF)	10	10%
Permanency Planning (PH)	10	10%
Others	30	30%
Total	99	100%

Special Case Activities


Non-Case	NC	1.0	8
Emergency Protective Order	PE	1.0	12
Emergency Protective Order	PE	1.0	2

Commonwealth of Virginia
Caseload Statistics of the J&DR District Courts

Nelson

August 2016

	Filing Type	Hearings Per Case	Filings	Hearings	Concluded	Clearance Rate
Adult						
Capias	CA	3.5	2	8	2	100%
Criminal Felony	CF	2.2	1	10	5	500%
Criminal Misdemeanor	CM	2.5	13	51	24	185%
Protective Order – Family Abuse	FP	3.0	1	3	1	100%
Remand Support	RS	1.0	3	3	3	100%
Show Cause	SC	3.3	11	15	4	36%
Civil Support	VS	1.2	13	14	10	77%
Adult Total			44	104	49	111.4%
Juvenile						
Abuse or Neglect	AN	4.0	2	3	1	50%
Protective Order – Non Family Abuse	AP	2.0	3	4	1	33%
Child in Need of Services	CS	0.0	1	2	0	0%
Custody Visitation	CV	1.6	12	19	8	67%
Delinquency Misdemeanor	DM	3.3	0	4	3	0%
Initial Foster Care Review	IF	1.0	1	1	1	100%
Permanency Planning	PH	1.0	1	1	1	100%
Remand Custody	RC	1.0	7	7	7	100%
Remand Visitation	RV	1.0	7	7	7	100%
Traffic	T	2.0	3	4	1	33%
	VA	0.0	1	1	0	0%
Juvenile Total			38	53	30	78.9%
Totals			82	157	79	96.3%



	Total Filings with %
Civil Support (VS)	13 16%
Criminal Misdemeanor (CM)	13 16%
Custody Visitation (CV)	12 15%
Show Cause (SC)	11 13%
Remand Custody (RC)	7 9%
Others	26 32%
Total	82 100%

Special Case Activities

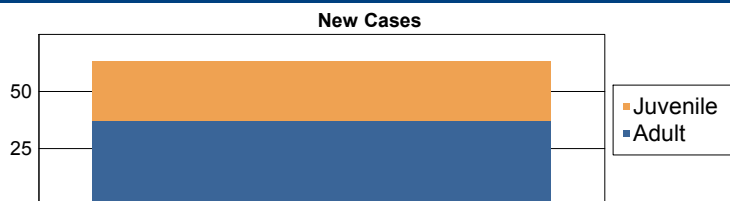
Non-Case	NC	1.0	1
Emergency Protective Order	PE	1.0	7
Emergency Protective Order	PE	1.0	4

Commonwealth of Virginia
Caseload Statistics of the J&DR District Courts

Nelson

July 2016

	Filing Type	Hearings Per Case	Filings	Hearings	Concluded	Clearance Rate
Adult						
Capias	CA	3.3	0	5	4	0%
Criminal Felony	CF	3.0	6	14	7	117%
Criminal Misdemeanor	CM	3.7	13	23	7	54%
Protective Order – Family Abuse	FP	3.0	2	8	3	150%
Motion - Modifv Protective Order	MP	1.0	1	1	1	100%
Show Cause	SC	2.9	5	22	14	280%
Civil Support	VS	1.4	10	13	10	100%
Adult Total			37	86	46	124.3%
Juvenile						
Abuse or Neglect	AN	0.0	1	3	0	0%
Child in Need of Services	CS	4.0	0	1	1	0%
Custody Visitation	CV	1.8	23	37	23	100%
Delinquency Misdemeanor	DM	0.0	0	3	0	0%
Paternity	PT	2.0	0	1	1	0%
Traffic	T	1.7	2	4	3	150%
Juvenile Total			26	49	28	107.7%
Totals			63	135	74	117.5%



	Total Filings with %
Custody Visitation (CV)	23 37%
Criminal Misdemeanor (CM)	13 21%
Civil Support (VS)	10 16%
Criminal Felony (CF)	6 10%
Show Cause (SC)	5 8%
Others	6 10%
Total	63 100%

Special Case Activities

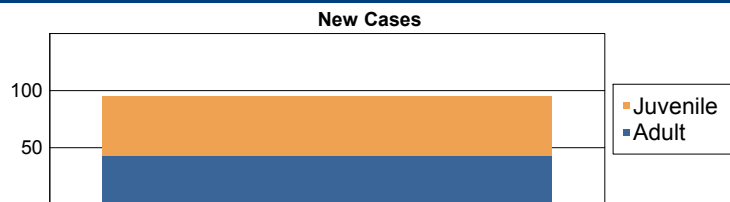
Emergency Protective Order	PE	1.0	16
Emergency Protective Order	PE	1.0	2
Temporary Detention Order	TD	1.0	2

Commonwealth of Virginia
Caseload Statistics of the J&DR District Courts

Nelson

June 2016

	Filing Type	Hearings Per Case	Filings	Hearings	Concluded	Clearance Rate
Adult						
Protective Order - Non Family Abuse	AP	2.5	1	2	2	200%
Capias	CA	2.8	1	10	4	400%
Criminal Felony	CF	2.0	8	16	2	25%
Criminal Misdemeanor	CM	3.3	6	26	7	117%
Protective Order – Family Abuse	FP	2.5	6	14	4	67%
Motion - Modify Protective Order	MP	0.0	0	1	0	0%
Protective Order - Violation of Protective Order Conviction	PV	1.0	4	4	4	100%
Remand Support	RS	1.0	1	1	1	100%
Show Cause	SC	2.8	9	27	12	133%
Civil Support	VS	1.1	7	8	7	100%
Adult Total			43	109	43	100.0%
Juvenile						
Abuse or Neglect	AN	4.0	1	4	1	100%
Child in Need of Services	CS	1.0	1	2	1	100%
Custody Visitation	CV	1.2	39	51	39	100%
Delinquency Misdemeanor	DM	3.1	2	14	10	500%
Foster Care Review	FC	1.0	1	1	1	100%
Paternity	PT	2.0	1	2	1	100%
Remand Custody	RC	1.0	3	3	3	100%
Remand Visitation	RV	1.0	3	3	3	100%
Traffic	T	2.5	1	3	2	200%
Truancy/Runaway (Child in Need of Supervision)	TR	5.0	0	2	1	0%
Juvenile Total			52	85	62	119.2%
Totals			95	194	105	110.5%



	Total Filings with %
Custody Visitation (CV)	39 41%
Show Cause (SC)	9 9%
Criminal Felony (CF)	8 8%
Civil Support (VS)	7 7%
Criminal Misdemeanor (CM)	6 6%
Others	26 27%
Total	95 100%

Special Case Activities


Non-Case	NC	1.0	1
Emergency Protective Order	PE	1.0	16

Commonwealth of Virginia
Caseload Statistics of the J&DR District Courts

Nelson

May 2016

	Filing Type	Hearings Per Case	Filings	Hearings	Concluded	Clearance Rate
Adult						
Capias	CA	0.0	6	9	0	0%
Criminal Felony	CF	2.0	7	12	2	29%
Criminal Misdemeanor	CM	2.3	21	35	8	38%
Protective Order – Family Abuse	FP	2.2	3	9	6	200%
Motion - Modifv Protective Order	MP	1.0	3	3	3	100%
Remand Support	RS	1.0	1	1	1	100%
Show Cause	SC	2.0	12	21	4	33%
Civil Support	VS	1.0	6	8	4	67%
Adult Total			59	98	28	47.5%
Juvenile						
Abuse or Neglect	AN	4.0	1	3	1	100%
Custody Visitation	CV	1.0	18	24	4	22%
Delinquency Felony	DF	2.0	0	1	1	0%
Delinquency Misdemeanor	DM	1.8	2	8	5	250%
Foster Care Review	FC	1.0	6	6	6	100%
Permanency Planning	PH	1.0	1	1	1	100%
Remand Custody	RC	1.0	2	2	2	100%
Remand Visitation	RV	1.0	2	2	2	100%
Traffic	T	2.0	2	5	3	150%
Truancy/Runaway (Child in Need of Supervision)	TR	0.0	2	4	0	0%
Juvenile Total			36	56	25	69.4%
Totals			95	154	53	55.8%



	Total Filings with %
Criminal Misdemeanor (CM)	21 22%
Custody Visitation (CV)	18 19%
Show Cause (SC)	12 13%
Criminal Felony (CF)	7 7%
Capias (CA)	6 6%
Others	31 33%
Total	95 100%

Special Case Activities

Non-Case	NC	0.0	1
Emergency Protective Order	PE	1.0	26

Commonwealth of Virginia
Caseload Statistics of the J&DR District Courts

Nelson

April 2016

	Filing Type	Hearings Per Case	Filings	Hearings	Concluded	Clearance Rate
Adult						
Protective Order - Non Family Abuse	AP	2.0	0	3	1	0%
Capias	CA	3.7	2	6	3	150%
Criminal Felony	CF	3.0	3	4	1	33%
Criminal Misdemeanor	CM	2.4	7	22	8	114%
Protective Order – Family Abuse	FP	2.3	8	17	7	88%
Motion - Modify Protective Order	MP	0.0	1	1	0	0%
Show Cause	SC	4.2	7	20	9	129%
Civil Support	VS	1.8	5	12	11	220%
Adult Total			33	85	40	121.2%
Juvenile						
Abuse or Neglect	AN	3.0	0	2	2	0%
Child in Need of Services	CS	0.0	0	1	0	0%
Custody Visitation	CV	1.8	10	17	10	100%
Delinquency Felony	DF	4.0	0	1	1	0%
Delinquency Misdemeanor	DM	2.6	4	9	5	125%
Foster Care Review	FC	1.0	1	1	1	100%
Paternity	PT	0.0	1	1	0	0%
Traffic	T	1.0	3	1	2	67%
Truancy/Runaway (Child in Need of Supervision)	TR	6.0	0	1	1	0%
Juvenile Total			19	34	22	115.8%
Totals			52	119	62	119.2%



	Total Filings with %
Custody Visitation (CV)	10 19%
Protective Order – Family Abuse (FP)	8 15%
Criminal Misdemeanor (CM)	7 13%
Show Cause (SC)	7 13%
Civil Support (VS)	5 10%
Others	15 29%
Total	52 100%

Special Case Activities

Non-Case	NC	1.0	3
Emergency Protective Order	PE	1.0	14

Commonwealth of Virginia
Caseload Statistics of the J&DR District Courts

Nelson

March 2016

	Filing Type	Hearings Per Case	Filings	Hearings	Concluded	Clearance Rate
Adult						
Protective Order - Non Family Abuse	AP	0.0	2	2	0	0%
Capias	CA	2.3	1	7	3	300%
Criminal Felony	CF	2.7	2	6	3	150%
Criminal Misdemeanor	CM	3.3	15	23	6	40%
Protective Order – Family Abuse	FP	3.3	5	13	4	80%
Motion - Modify Protective Order	MP	2.0	1	2	1	100%
Show Cause	SC	4.3	7	15	7	100%
Civil Support	VS	1.3	6	7	7	117%
Adult Total			39	75	31	79.5%
Juvenile						
Abuse or Neglect	AN	1.7	4	8	3	75%
Protective Order – Non Family Abuse	AP	1.3	3	4	3	100%
Child in Need of Services	CS	0.0	1	1	0	0%
Custody Visitation	CV	1.3	12	17	14	117%
Delinquency Felony	DF	0.0	1	3	0	0%
Delinquency Misdemeanor	DM	4.5	3	8	2	67%
Restricted Driver's License	RL	1.0	1	1	1	100%
Status Offense	ST	1.5	1	2	2	200%
Traffic	T	1.0	1	2	1	100%
Truancy/Runaway (Child in Need of Supervision)	TR	0.0	0	1	0	0%
Juvenile Total			27	47	26	96.3%
Totals			66	122	57	86.4%

New Cases



	Total Filings with %
Criminal Misdemeanor (CM)	15 23%
Custody Visitation (CV)	12 18%
Show Cause (SC)	7 11%
Civil Support (VS)	6 9%
Protective Order – Family Abuse (FP)	5 8%
Others	21 32%
Total	66 100%

Special Case Activities

Non-Case	NC	3.0	0
Emergency Protective Order	PE	1.0	13
Temporary Detention Order	TD	1.0	2

Commonwealth of Virginia
Caseload Statistics of the J&DR District Courts

Nelson

February 2016

	Filing Type	Hearings Per Case	Filings	Hearings	Concluded	Clearance Rate
Adult						
Capias	CA	2.5	3	8	4	133%
Criminal Felony	CF	2.3	2	7	4	200%
Criminal Misdemeanor	CM	3.3	1	13	11	1,100%
Protective Order – Family Abuse	FP	3.0	3	9	4	133%
Motion - Modifv Protective Order	MP	1.0	2	2	2	100%
Remand Support	RS	1.0	1	1	1	100%
Show Cause	SC	3.7	4	23	17	425%
Civil Support	VS	2.3	11	20	12	109%
Adult Total			27	83	55	203.7%
Juvenile						
Abuse or Neglect	AN	3.2	0	18	15	0%
Custody Visitation	CV	2.3	24	40	29	121%
Delinquency Misdemeanor	DM	4.0	2	5	2	100%
Foster Care Review	FC	1.0	1	1	1	100%
Initial Foster Care Review	IF	1.0	6	6	6	100%
Paternity	PT	1.0	1	1	1	100%
Status Offense	ST	1.0	1	1	1	100%
Traffic	T	0.0	1	1	0	0%
Truancy/Runaway (Child in Need of Supervision)	TR	6.0	0	1	1	0%
Juvenile Total			36	74	56	155.6%
Totals			63	157	111	176.2%

New Cases



	Total Filings with %
Custody Visitation (CV)	24 38%
Civil Support (VS)	11 17%
Initial Foster Care Review (IF)	6 10%
Show Cause (SC)	4 6%
Capias (CA)	3 5%
Others	15 24%
Total	63 100%

Special Case Activities

Non-Case	NC	0.0	1
Emergency Protective Order	PE	1.0	10
Temporary Detention Order	TD	1.0	2


**Commonwealth of Virginia
Caseload Statistics of the J&DR District Courts**

Nelson

January 2016

	Filing Type	Hearings Per Case	Filings	Hearings	Concluded	Clearance Rate
Adult						
Capias	CA	2.0	4	9	2	50%
Criminal Felony	CF	2.0	1	4	1	100%
Criminal Misdemeanor	CM	2.4	5	16	5	100%
Protective Order – Family Abuse	FP	5.0	2	5	1	50%
Remand Support	RS	1.0	1	1	1	100%
Show Cause	SC	3.5	5	30	8	160%
Civil Support	VS	1.6	3	10	5	167%
Adult Total			21	75	23	109.5%
Juvenile						
Abuse or Neglect	AN	1.0	4	6	2	50%
Relief of Custody	CR	2.0	0	2	2	0%
Custody Visitation	CV	1.4	18	31	18	100%
Delinquency Felony	DF	0.0	1	1	0	0%
Delinquency Misdemeanor	DM	3.1	1	14	8	800%
Foster Care Review	FC	1.0	1	1	1	100%
Initial Foster Care Review	IF	1.0	1	1	1	100%
Remand Custody	RC	1.0	1	1	1	100%
Remand Visitation	RV	1.0	1	1	1	100%
Status Offense	ST	0.0	1	1	0	0%
Traffic	T	2.5	1	5	2	200%
Truancy/Runaway (Child in Need of Supervision)	TR	4.0	0	3	1	0%
Juvenile Total			30	67	37	123.3%
Totals			51	142	60	117.6%

New Cases



	Total Filings with %
Custody Visitation (CV)	18 35%
Criminal Misdemeanor (CM)	5 10%
Show Cause (SC)	5 10%
Abuse or Neglect (AN)	4 8%
Capias (CA)	4 8%
Others	15 29%
Total	51 100%

Special Case Activities

Non-Case	NC	1.5	1
Emergency Protective Order	PE	1.0	4

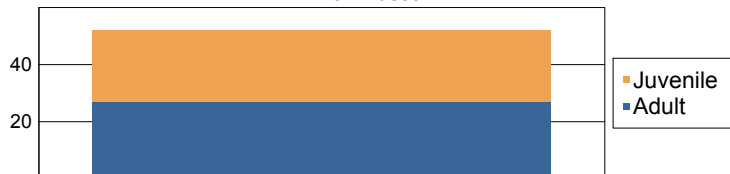
Commonwealth of Virginia
Caseload Statistics of the J&DR District Courts

New Kent

December 2016

	Filing Type	Hearings Per Case	Filings	Hearings	Concluded	Clearance Rate
Adult						
Protective Order - Non Family Abuse	AP	0.0	2	2	0	0%
Capias	CA	0.0	1	3	0	0%
Criminal Felony	CF	2.0	4	12	2	50%
Criminal Misdemeanor	CM	2.7	8	16	3	38%
Protective Order – Family Abuse	FP	2.0	1	3	1	100%
Motion - Modify Protective Order	MP	1.0	2	2	2	100%
Other	OT	1.0	2	2	1	50%
Remand Support	RS	1.0	1	1	1	100%
Show Cause	SC	0.0	5	7	0	0%
Civil Support	VS	4.4	1	6	5	500%
Adult Total			27	54	15	55.6%
Juvenile						
Capias	CA	1.0	1	1	1	100%
Relief of Custody	CR	0.0	1	1	0	0%
Custody Visitation	CV	3.0	14	28	12	86%
Delinquency Felony	DF	4.5	1	15	14	1,400%
Delinquency Misdemeanor	DM	3.0	2	16	9	450%
Entrustment Agreement	ET	1.0	1	1	1	100%
Initial Foster Care Review	IF	1.0	1	1	1	100%
Show Cause	SC	1.0	1	1	1	100%
Status Offense	ST	0.0	0	1	0	0%
Traffic	T	2.3	3	13	10	333%
Juvenile Total			25	78	49	196.0%
Totals			52	132	64	123.1%

New Cases



	Total Filings with %
Custody Visitation (CV)	14 27%
Criminal Misdemeanor (CM)	8 15%
Show Cause (SC)	6 12%
Criminal Felony (CF)	4 8%
Traffic (T)	3 6%
Others	17 33%
Total	52 100%

Special Case Activities

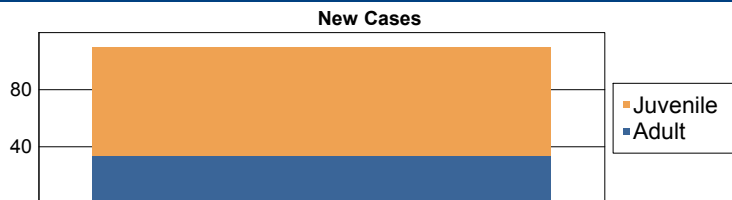
Emergency Protective Order	PE	1.0	10
----------------------------	----	-----	----

Commonwealth of Virginia
Caseload Statistics of the J&DR District Courts

New Kent

November 2016

	Filing Type	Hearings Per Case	Filings	Hearings	Concluded	Clearance Rate
Adult						
Capias	CA	0.0	0	6	0	0%
Criminal Felony	CF	0.0	3	6	0	0%
Criminal Misdemeanor	CM	3.3	6	26	3	50%
Protective Order – Family Abuse	FP	1.5	2	4	2	100%
Remand Support	RS	1.0	1	1	1	100%
Show Cause	SC	3.5	8	22	4	50%
Restricted License - Support	SL	0.0	1	1	0	0%
Civil Support	VS	2.1	13	24	8	62%
Adult Total			34	90	18	52.9%
Juvenile						
Abuse or Neglect	AN	0.0	0	2	0	0%
Custody Visitation	CV	1.6	48	85	33	69%
Delinquency Felony	DF	2.3	8	50	3	38%
Delinquency Misdemeanor	DM	3.0	11	41	4	36%
Paternity	PT	3.0	0	1	1	0%
Status Offense	ST	4.0	1	5	2	200%
Traffic	T	2.0	8	17	2	25%
Truancy/Runaway (Child in Need of Supervision)	TR	0.0	0	1	0	0%
Juvenile Total			76	202	45	59.2%
Totals			110	292	63	57.3%



	Total Filings with %	
Custody Visitation (CV)	48	44%
Civil Support (VS)	13	12%
Delinquency Misdemeanor (DM)	11	10%
Delinquency Felony (DF)	8	7%
Show Cause (SC)	8	7%
Others	22	20%
Total	110	100%

Special Case Activities

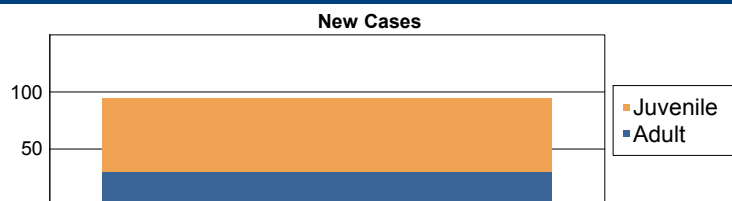
Emergency Protective Order	PE	1.0	5
Emergency Protective Order	PE	1.0	2

Commonwealth of Virginia
Caseload Statistics of the J&DR District Courts

New Kent

October 2016

	Filing Type	Hearings Per Case	Filings	Hearings	Concluded	Clearance Rate
Adult						
Capias	CA	1.0	2	2	1	50%
Criminal Felonv	CF	3.0	5	7	1	20%
Criminal Misdemeanor	CM	3.3	2	13	3	150%
Protective Order – Family Abuse	FP	1.0	3	3	2	67%
Show Cause	SC	4.0	6	27	15	250%
Civil Support	VS	3.0	12	22	8	67%
Adult Total			30	74	30	100.0%
Juvenile						
Abuse or Neglect	AN	4.0	0	3	3	0%
Custody Visitation	CV	2.7	23	50	16	70%
Delinquency Felonv	DF	0.0	15	28	0	0%
Delinquency Misdemeanor	DM	3.0	6	18	5	83%
Initial Foster Care Review	IF	1.0	3	3	3	100%
Paternity	PT	0.0	0	1	0	0%
Show Cause	SC	3.5	0	4	2	0%
Status Offense	ST	0.0	1	2	0	0%
Traffic	T	1.3	17	22	9	53%
Juvenile Total			65	131	38	58.5%
Totals			95	205	68	71.6%



	Total Filings with %	
Custody Visitation (CV)	23	24%
Traffic (T)	17	18%
Delinquency Felony (DF)	15	16%
Civil Support (VS)	12	13%
Delinquency Misdemeanor (DM)	6	6%
Others	22	23%
Total	95	100%

Special Case Activities

Emergency Protective Order	PE	1.0	9
----------------------------	----	-----	---

Commonwealth of Virginia
Caseload Statistics of the J&DR District Courts

New Kent

September 2016

	Filing Type	Hearings Per Case	Filings	Hearings	Concluded	Clearance Rate
Adult						
Capias	CA	3.0	0	1	1	0%
Criminal Misdemeanor	CM	2.3	4	10	3	75%
Protective Order – Family Abuse	FP	2.0	1	3	2	200%
Remand Support	RS	1.0	1	1	1	100%
Show Cause	SC	2.4	8	23	7	88%
Civil Support	VS	2.1	5	22	9	180%
Adult Total			19	60	23	121.1%
Juvenile						
Abuse or Neglect	AN	0.0	2	5	0	0%
Child in Need of Services	CS	1.0	1	1	1	100%
Custody Visitation	CV	2.1	19	55	27	142%
Delinquency Felony	DF	0.0	0	5	0	0%
Delinquency Misdemeanor	DM	2.0	1	7	1	100%
Paternity	PT	0.0	1	1	0	0%
Show Cause	SC	0.0	0	3	0	0%
Status Offense	ST	0.0	0	1	0	0%
Traffic	T	1.5	7	9	4	57%
Juvenile Total			31	87	33	106.5%
Totals			50	147	56	112.0%

New Cases



	Total Filings with %	
Custody Visitation (CV)	19	38%
Show Cause (SC)	8	16%
Traffic (T)	7	14%
Civil Support (VS)	5	10%
Criminal Misdemeanor (CM)	4	8%
Others	7	14%
Total	50	100%

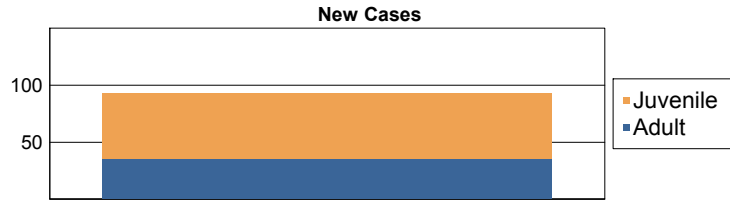
Special Case Activities

Emergency Protective Order	PE	1.0	3
----------------------------	----	-----	---

Commonwealth of Virginia
Caseload Statistics of the J&DR District Courts
August 2016

New Kent

	Filing Type	Hearings Per Case	Filings	Hearings	Concluded	Clearance Rate
Adult						
Capias	CA	4.0	0	3	1	0%
Criminal Felony	CF	1.6	4	10	8	200%
Criminal Misdemeanor	CM	2.8	9	33	10	111%
Protective Order – Family Abuse	FP	2.2	4	9	6	150%
Show Cause	SC	3.2	8	22	12	150%
Civil Support	VS	1.4	11	19	7	64%
Adult Total			36	96	44	122.2%
Juvenile						
Abuse or Neglect	AN	0.0	3	6	0	0%
Custody Visitation	CV	2.6	24	60	18	75%
Delinquency Felony	DF	2.0	6	12	1	17%
Delinquency Misdemeanor	DM	2.8	14	30	12	86%
Foster Care Review	FC	1.0	3	3	3	100%
Permanency Planning	PH	1.0	2	2	2	100%
Show Cause	SC	2.0	2	4	1	50%
Traffic	T	2.2	3	10	6	200%
Juvenile Total			57	127	43	75.4%
Totals			93	223	87	93.5%



	Total Filings with %
Custody Visitation (CV)	24 26%
Delinquency Misdemeanor (DM)	14 15%
Civil Support (VS)	11 12%
Show Cause (SC)	10 11%
Criminal Misdemeanor (CM)	9 10%
Others	25 27%
Total	93 100%

Special Case Activities


Emergency Protective Order	PE	1.0	6
Emergency Custody Order	EC	1.0	2

Commonwealth of Virginia
Caseload Statistics of the J&DR District Courts

New Kent

July 2016

	Filing Type	Hearings Per Case	Filings	Hearings	Concluded	Clearance Rate
Adult						
Protective Order - Non Family Abuse	AP	1.0	1	1	1	100%
Capias	CA	0.0	1	2	0	0%
Criminal Felony	CF	2.0	2	3	1	50%
Criminal Misdemeanor	CM	3.6	10	18	7	70%
Protective Order – Family Abuse	FP	1.0	2	2	1	50%
Remand Support	RS	1.0	1	1	1	100%
Show Cause	SC	2.3	6	19	3	50%
Civil Support	VS	1.4	7	14	8	114%
Adult Total			30	60	22	73.3%
Juvenile						
Custody Visitation	CV	1.6	24	46	20	83%
Delinquency Felony	DF	5.0	2	7	1	50%
Delinquency Misdemeanor	DM	4.8	4	18	8	200%
Paternity	PT	1.0	1	1	1	100%
Remand Custody	RC	1.0	3	3	3	100%
Remand Visitation	RV	1.0	3	3	3	100%
Show Cause	SC	6.0	2	4	2	100%
Status Offense	ST	2.0	0	1	1	0%
Traffic	T	2.0	7	16	7	100%
Juvenile Total			46	99	46	100.0%
Totals			76	159	68	89.5%



	Total Filings with %
Custody Visitation (CV)	24 32%
Criminal Misdemeanor (CM)	10 13%
Show Cause (SC)	8 11%
Civil Support (VS)	7 9%
Traffic (T)	7 9%
Others	20 26%
Total	76 100%

Special Case Activities

Emergency Protective Order	PE	1.0	10
----------------------------	----	-----	----

Commonwealth of Virginia
Caseload Statistics of the J&DR District Courts

New Kent

June 2016

	Filing Type	Hearings Per Case	Filings	Hearings	Concluded	Clearance Rate
Adult						
Capias	CA	0.0	1	2	0	0%
Criminal Felony	CF	3.0	0	4	1	0%
Criminal Misdemeanor	CM	3.4	8	25	7	88%
Protective Order – Family Abuse	FP	1.3	5	9	4	80%
Motion - Modifv Protective Order	MP	1.0	2	2	2	100%
Show Cause	SC	3.3	9	22	7	78%
Civil Support	VS	3.0	15	27	19	127%
Adult Total			40	91	40	100.0%
Juvenile						
Abuse or Neglect	AN	1.0	1	1	1	100%
Custody Visitation	CV	3.8	22	72	47	214%
Delinquency Felony	DF	0.0	1	11	0	0%
Delinquency Misdemeanor	DM	3.1	10	34	8	80%
Show Cause	SC	2.5	1	4	2	200%
Status Offense	ST	0.0	0	2	0	0%
Traffic	T	2.8	5	14	8	160%
Truancy/Runaway (Child in Need of Supervision)	TR	0.0	0	1	0	0%
Juvenile Total			40	139	66	165.0%
Totals			80	230	106	132.5%



	Total Filings with %
Custody Visitation (CV)	22 28%
Civil Support (VS)	15 19%
Delinquency Misdemeanor (DM)	10 13%
Show Cause (SC)	10 13%
Criminal Misdemeanor (CM)	8 10%
Others	15 19%
Total	80 100%

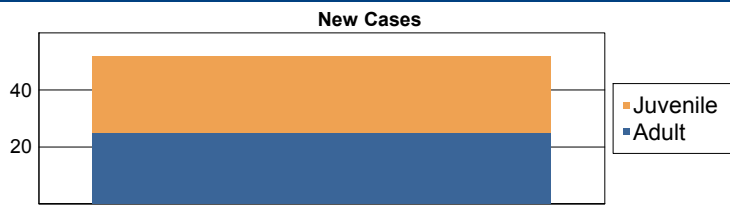
Special Case Activities

Emergency Protective Order	PE	1.1	7
----------------------------	----	-----	---

Commonwealth of Virginia
Caseload Statistics of the J&DR District Courts
 May 2016

New Kent

	Filing Type	Hearings Per Case	Filings	Hearings	Concluded	Clearance Rate
Adult						
Capias	CA	2.0	0	5	3	0%
Criminal Felony	CF	3.0	4	6	1	25%
Criminal Misdemeanor	CM	3.0	3	11	4	133%
Protective Order – Family Abuse	FP	2.0	3	6	3	100%
Remand Support	RS	1.0	1	1	1	100%
Show Cause	SC	3.5	8	29	12	150%
Restricted License - Support	SL	2.0	0	1	1	0%
Civil Support	VS	1.8	6	22	10	167%
Adult Total			25	81	35	140.0%
Juvenile						
Custody Visitation	CV	2.1	11	40	9	82%
Delinquency Felony	DF	3.0	1	5	1	100%
Delinquency Misdemeanor	DM	4.1	3	23	12	400%
Foster Care Review	FC	1.0	2	2	2	100%
Show Cause	SC	0.0	1	2	0	0%
Status Offense	ST	3.0	1	4	1	100%
Traffic	T	2.0	8	12	3	38%
Juvenile Total			27	88	28	103.7%
Totals			52	169	63	121.2%



	Total Filings with %
Custody Visitation (CV)	11 21%
Show Cause (SC)	9 17%
Traffic (T)	8 15%
Civil Support (VS)	6 12%
Criminal Felony (CF)	4 8%
Others	14 27%
Total	52 100%

Special Case Activities

Emergency Protective Order	PE	1.0	8
----------------------------	----	-----	---

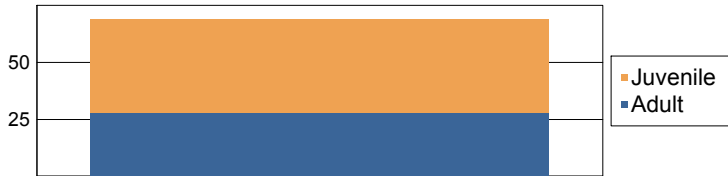
Commonwealth of Virginia
Caseload Statistics of the J&DR District Courts

New Kent

April 2016

	Filing Type	Hearings Per Case	Filings	Hearings	Concluded	Clearance Rate
Adult						
Capias	CA	4.0	2	4	1	50%
Criminal Felony	CF	0.0	4	5	0	0%
Criminal Misdemeanor	CM	3.1	6	21	10	167%
Protective Order – Family Abuse	FP	0.0	3	4	0	0%
Protective Order - Violation of Protective Order Conviction	PV	1.0	1	1	1	100%
Show Cause	SC	3.1	5	22	8	160%
Civil Support	VS	1.5	7	13	2	29%
Adult Total			28	70	22	78.6%
Juvenile						
Abuse or Neglect	AN	3.0	0	1	1	0%
Protective Order – Non Family Abuse	AP	2.0	1	2	2	200%
Child in Need of Services	CS	6.0	0	1	1	0%
Custody Visitation	CV	3.0	22	45	25	114%
Delinquency Felony	DF	0.0	2	2	0	0%
Delinquency Misdemeanor	DM	4.5	8	18	4	50%
Show Cause	SC	0.0	0	2	0	0%
Status Offense	ST	1.0	2	3	1	50%
Traffic	T	1.6	6	14	8	133%
Truancy/Runaway (Child in Need of Supervision)	TR	0.0	0	1	0	0%
Juvenile Total			41	89	42	102.4%
Totals			69	159	64	92.8%

New Cases



	Total Filings with %
Custody Visitation (CV)	22 32%
Delinquency Misdemeanor (DM)	8 12%
Civil Support (VS)	7 10%
Criminal Misdemeanor (CM)	6 9%
Traffic (T)	6 9%
Others	20 29%
Total	69 100%

Special Case Activities

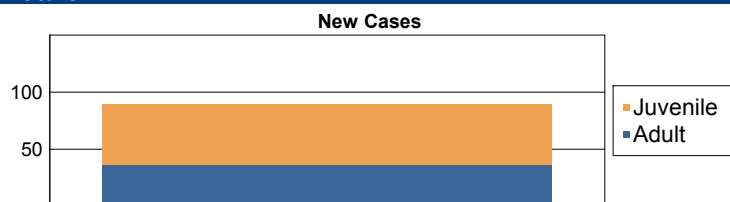
Emergency Protective Order	PE	1.0	9
Emergency Protective Order	PE	1.0	2
Temporary Detention Order	TD	1.0	2

Commonwealth of Virginia
Caseload Statistics of the J&DR District Courts

New Kent

March 2016

	Filing Type	Hearings Per Case	Filings	Hearings	Concluded	Clearance Rate
Adult						
Cabias	CA	2.0	2	4	1	50%
Criminal Felonv	CF	2.8	1	5	4	400%
Criminal Misdemeanor	CM	3.0	10	25	4	40%
Protective Order – Family Abuse	FP	2.0	1	3	2	200%
Show Cause	SC	3.0	10	29	10	100%
Restricted License - Support	SL	0.0	1	1	0	0%
Civil Support	VS	2.2	11	28	16	145%
Adult Total			36	95	37	102.8%
Juvenile						
Abuse or Neglect	AN	0.0	1	2	0	0%
Protective Order – Non Family Abuse	AP	0.0	1	2	0	0%
Child in Need of Services	CS	0.0	0	1	0	0%
Custody Visitation	CV	2.6	27	72	36	133%
Delinquency Felonv	DF	3.5	4	13	4	100%
Delinquency Misdemeanor	DM	3.7	8	38	10	125%
Paternity	PT	2.0	0	1	1	0%
Show Cause	SC	1.0	4	5	2	50%
Status Offense	ST	1.0	3	4	1	33%
Traffic	T	2.5	5	17	13	260%
Truancy/Runaway (Child in Need of Supervision)	TR	0.0	0	2	0	0%
Juvenile Total			53	157	67	126.4%
Totals			89	252	104	116.9%



	Total Filings with %
Custody Visitation (CV)	27 30%
Show Cause (SC)	14 16%
Civil Support (VS)	11 12%
Criminal Misdemeanor (CM)	10 11%
Delinquency Misdemeanor (DM)	8 9%
Others	19 21%
Total	89 100%

Special Case Activities

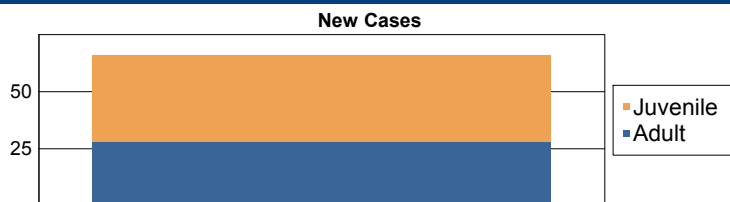
Emergency Protective Order	PE	1.0	5
Temporary Detention Order	TD	1.0	2

**Commonwealth of Virginia
Caseload Statistics of the J&DR District Courts**

New Kent

February 2016

	Filing Type	Hearings Per Case	Filings	Hearings	Concluded	Clearance Rate
Adult						
Protective Order - Non Family Abuse	AP	6.0	0	1	1	0%
Capias	CA	4.0	1	4	3	300%
Criminal Felony	CF	2.0	0	8	7	0%
Criminal Misdemeanor	CM	3.5	4	21	12	300%
Protective Order – Family Abuse	FP	1.5	2	3	2	100%
Protective Order - Violation of Protective Order Conviction	PV	1.0	1	1	1	100%
Show Cause	SC	3.3	7	36	15	214%
Restricted License - Support	SL	1.0	1	1	1	100%
Civil Support	VS	1.9	12	27	12	100%
Adult Total			28	102	54	192.9%
Juvenile						
Custody Visitation	CV	2.5	31	85	21	68%
Delinquency Felony	DF	0.0	0	2	0	0%
Delinquency Misdemeanor	DM	3.8	1	10	5	500%
Paternity	PT	1.0	1	1	1	100%
Show Cause	SC	1.0	1	1	1	100%
Status Offense	ST	0.0	0	2	0	0%
Traffic	T	1.5	4	10	2	50%
Juvenile Total			38	111	30	78.9%
Totals			66	213	84	127.3%



	Total Filings with %	
Custody Visitation (CV)	31	47%
Civil Support (VS)	12	18%
Show Cause (SC)	8	12%
Criminal Misdemeanor (CM)	4	6%
Traffic (T)	4	6%
Others	7	11%
Total	66	100%

Special Case Activities


Emergency Protective Order	PE	1.0	8
----------------------------	----	-----	---

**Commonwealth of Virginia
Caseload Statistics of the J&DR District Courts**

New Kent

January 2016

	Filing Type	Hearings Per Case	Filings	Hearings	Concluded	Clearance Rate
Adult						
Capias	CA	1.0	1	3	1	100%
Criminal Felony	CF	2.5	9	12	2	22%
Criminal Misdemeanor	CM	4.3	7	18	3	43%
Protective Order – Family Abuse	FP	0.0	1	1	0	0%
Show Cause	SC	2.0	11	25	1	9%
Civil Support	VS	1.0	15	24	5	33%
Adult Total			44	83	12	27.3%
Juvenile						
Abuse or Neglect	AN	1.0	2	2	2	100%
Child in Need of Services	CS	0.0	0	1	0	0%
Custody Visitation	CV	1.6	18	53	10	56%
Delinquency Felony	DF	0.0	1	8	0	0%
Delinquency Misdemeanor	DM	3.1	4	27	7	175%
Initial Foster Care Review	IF	1.0	2	2	2	100%
Paternity	PT	0.0	1	1	0	0%
Show Cause	SC	1.5	1	2	2	200%
Traffic	T	3.5	12	22	2	17%
Truancy/Runaway (Child in Need of Supervision)	TR	0.0	0	1	0	0%
Juvenile Total			41	119	25	61.0%
Totals			85	202	37	43.5%



	Total Filings with %	
Custody Visitation (CV)	18	21%
Civil Support (VS)	15	18%
Show Cause (SC)	12	14%
Traffic (T)	12	14%
Criminal Felony (CF)	9	11%
Others	19	22%
Total	85	100%

Special Case Activities

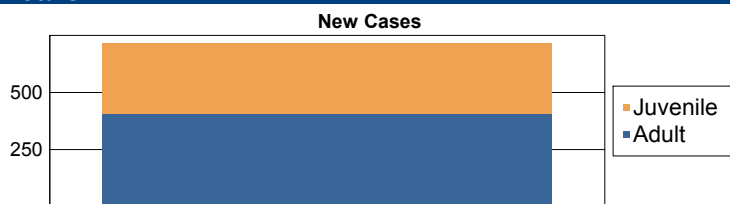
Emergency Protective Order	PE	1.0	4
----------------------------	----	-----	---

Commonwealth of Virginia
Caseload Statistics of the J&DR District Courts

Newport News

December 2016

	Filing Type	Hearings Per Case	Filings	Hearings	Concluded	Clearance Rate
Adult						
Capias	CA	2.0	34	98	41	121%
Criminal Felony	CF	3.5	47	137	16	34%
Criminal Misdemeanor	CM	3.4	159	414	97	61%
Criminal Support	CS	1.0	1	1	1	100%
Protective Order – Familv Abuse	FP	1.8	41	79	41	100%
Motion - Modifv Protective Order	MP	1.0	1	1	1	100%
Protective Order – Stalking/Acts of Violence	PC	1.0	1	1	1	100%
Remand Support	RS	1.0	3	3	3	100%
Show Cause	SC	2.6	49	215	104	212%
Civil Support	VS	1.6	70	115	66	94%
Adult Total			406	1,064	371	91.4%
Juvenile						
Abuse or Nealect	AN	4.0	11	19	1	9%
Protective Order – Non Familv Abuse	AP	2.0	2	5	1	50%
Child in Need of Services	CS	0.0	1	4	0	0%
Custody Visitation	CV	2.1	158	333	190	120%
Delinquency Felony	DF	5.2	29	281	43	148%
Delinquency Misdemeanor	DM	5.0	58	408	115	198%
Foster Care Review	FC	1.4	4	8	5	125%
Initial Foster Care Review	IF	3.0	2	3	1	50%
Motion - Modifv Protective Order	MP	2.0	0	1	1	0%
Permanency Planning	PH	2.2	5	11	9	180%
Paternity	PT	2.0	1	3	2	200%
Remand Custody	RC	1.0	7	7	7	100%
Show Cause	SC	2.6	3	11	5	167%
Status Offense	ST	6.0	6	23	1	17%
Traffic	T	1.8	18	24	11	61%
Termination of Parental Rihts	TP	5.0	0	2	2	0%
Truancy/Runaway (Child in Need of Supervision)	TR	2.0	2	7	2	100%
	VA	1.5	1	2	2	200%
Juvenile Total			308	1,152	398	129.2%
Totals			714	2,216	769	107.7%



	Total Filings with %
Criminal Misdemeanor (CM)	159 22%
Custody Visitation (CV)	158 22%
Civil Support (VS)	70 10%
Delinquency Misdemeanor (DM)	58 8%
Show Cause (SC)	52 7%
Others	217 30%
Total	714 100%

Special Case Activities

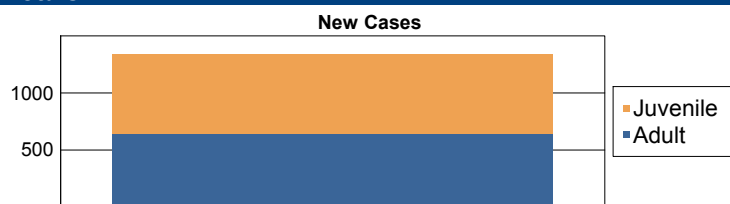
Emergency Protective Order	PE	1.0	105
Mental Commitment	MC	1.0	9
Emergency Protective Order	PE	1.0	2

Commonwealth of Virginia
Caseload Statistics of the J&DR District Courts

Newport News

November 2016

	Filing Type	Hearings Per Case	Filings	Hearings	Concluded	Clearance Rate
Adult						
Capias	CA	2.6	42	115	65	155%
Criminal Felony	CF	3.7	38	189	56	147%
Criminal Misdemeanor	CM	3.2	150	451	136	91%
Protective Order – Family Abuse	FP	1.9	44	81	37	84%
Motion - Modifv Protective Order	MP	2.0	5	8	7	140%
Other	OT	3.0	0	1	1	0%
Protective Order - Violation of Protective Order Conviction	PV	1.0	2	2	2	100%
Remand Support	RS	1.0	5	5	5	100%
Show Cause	SC	2.6	194	449	147	76%
Restricted License - Support	SL	1.0	2	2	1	50%
Civil Support	VS	1.7	162	260	158	98%
Adult Total			644	1,563	615	95.5%
Juvenile						
Abuse or Neglect	AN	2.7	6	18	3	50%
Protective Order – Non Family Abuse	AP	2.0	3	8	5	167%
Relief of Custody	CR	2.0	1	2	1	100%
Child in Need of Services	CS	8.0	2	13	3	150%
Custody Visitation	CV	1.7	414	702	338	82%
Delinquency Felony	DF	10.0	80	402	25	31%
Delinquency Misdemeanor	DM	6.2	112	493	83	74%
Emancipation	EP	2.0	0	1	1	0%
Foster Care Review	FC	1.3	15	20	19	127%
Initial Foster Care Review	IF	1.3	3	4	4	133%
Permanency Planning	PH	1.3	13	17	15	115%
Paternity	PT	1.0	6	8	4	67%
Remand Custody	RC	1.0	8	8	8	100%
Show Cause	SC	2.0	2	5	2	100%
Status Offense	ST	4.0	8	38	7	88%
Traffic	T	1.5	16	25	14	88%
Termination of Parental Rights	TP	2.0	6	10	2	33%
Truancy/Runaway (Child in Need of Supervision)	TR	5.1	1	19	7	700%
	VA	1.0	3	3	1	33%
Juvenile Total			699	1,796	542	77.5%
Totals			1,343	3,359	1,157	86.2%



	Total Filings with %
Custody Visitation (CV)	414 31%
Show Cause (SC)	196 15%
Civil Support (VS)	162 12%
Criminal Misdemeanor (CM)	150 11%
Delinquency Misdemeanor (DM)	112 8%
Others	309 23%
Total	1,343 100%

Special Case Activities

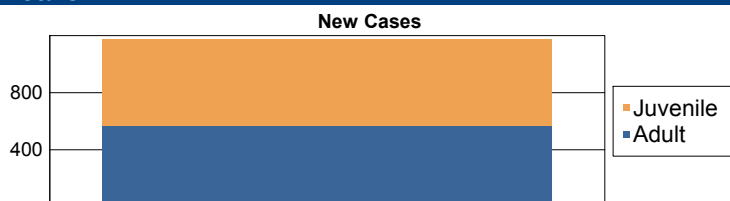
Emergency Protective Order	PE	1.0	108
Emergency Custody Order	EC	1.0	8
Mental Commitment	MC	1.0	8
Temporary Detention Order	TD	1.0	2

Commonwealth of Virginia
Caseload Statistics of the J&DR District Courts

Newport News

October 2016

	Filing Type	Hearings Per Case	Filings	Hearings	Concluded	Clearance Rate
Adult						
Protective Order - Non Family Abuse	AP	2.0	0	1	1	0%
Capias	CA	2.5	35	125	55	157%
Criminal Felony	CF	3.9	53	189	46	87%
Criminal Misdemeanor	CM	3.3	133	498	164	123%
Protective Order – Family Abuse	FP	1.9	27	58	28	104%
Motion - Modify Protective Order	MP	1.0	3	6	3	100%
Other	OT	1.5	1	2	2	200%
Protective Order - Violation of Protective Order Conviction	PV	1.0	3	3	3	100%
Remand Support	RS	1.0	8	8	8	100%
Show Cause	SC	2.4	169	467	191	113%
Restricted License - Support	SL	1.0	5	5	5	100%
Civil Support	VS	1.8	128	226	144	113%
Adult Total			565	1,588	650	115.0%
Juvenile						
Abuse or Neglect	AN	6.3	5	10	3	60%
Protective Order – Non Family Abuse	AP	2.0	5	7	2	40%
Relief of Custody	CR	2.0	0	1	1	0%
Child in Need of Services	CS	0.0	0	5	0	0%
Custody Visitation	CV	1.8	381	664	331	87%
Delinquency Felony	DF	6.0	54	308	53	98%
Delinquency Misdemeanor	DM	5.2	104	453	69	66%
Emancipation	EP	0.0	1	1	0	0%
Foster Care Review	FC	1.1	10	11	11	110%
Initial Foster Care Review	IF	1.5	2	4	4	200%
Motion - Modify Protective Order	MP	0.0	1	1	0	0%
Permanency Planning	PH	1.3	3	4	4	133%
Paternity	PT	2.3	3	13	7	233%
Remand Custody	RC	1.0	9	9	9	100%
Show Cause	SC	1.6	6	10	7	117%
Status Offense	ST	2.0	9	39	7	78%
Traffic	T	2.2	13	34	20	154%
Termination of Parental Rights	TP	0.0	0	2	0	0%
Truancy/Runaway (Child in Need of Supervision)	TR	5.4	1	23	5	500%
Juvenile Total			607	1,599	533	87.8%
Totals			1,172	3,187	1,183	100.9%



	Total Filings with %
Custody Visitation (CV)	381 33%
Show Cause (SC)	175 15%
Criminal Misdemeanor (CM)	133 11%
Civil Support (VS)	128 11%
Delinquency Misdemeanor (DM)	104 9%
Others	251 21%
Total	1,172 100%

Special Case Activities

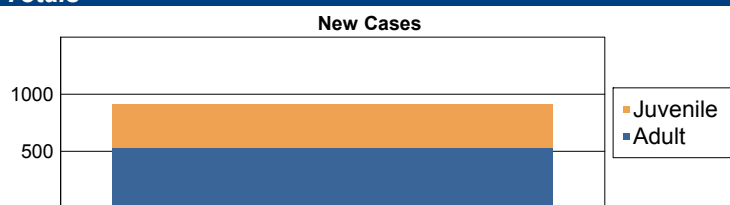
Emergency Protective Order	PE	1.0	158
Emergency Custody Order	EC	1.0	2
Mental Commitment	MC	1.0	6
Emergency Protective Order	PE	1.0	4

Commonwealth of Virginia
Caseload Statistics of the J&DR District Courts

Newport News

September 2016

	Filing Type	Hearings Per Case	Filings	Hearings	Concluded	Clearance Rate
Adult						
Protective Order - Non Family Abuse	AP	0.0	1	1	0	0%
Capias	CA	2.6	45	142	67	149%
Criminal Felony	CF	4.0	46	151	29	63%
Criminal Misdemeanor	CM	3.6	158	480	135	85%
Protective Order – Family Abuse	FP	2.3	30	77	35	117%
Motion - Modify Protective Order	MP	1.0	2	2	1	50%
Other	OT	0.0	1	2	0	0%
Protective Order – Stalking/Acts of Violence	PC	1.0	1	1	1	100%
Protective Order - Violation of Protective Order Conviction	PV	1.0	2	2	2	100%
Remand Support	RS	1.0	1	1	1	100%
Show Cause	SC	2.4	162	407	157	97%
Restricted License - Support	SL	1.0	3	3	3	100%
Civil Support	VS	2.0	77	158	89	116%
Adult Total			529	1,427	520	98.3%
Juvenile						
Abuse or Neglect	AN	4.0	0	5	5	0%
Relief of Custody	CR	0.0	1	1	0	0%
Child in Need of Services	CS	2.0	1	5	1	100%
Custody Visitation	CV	2.5	119	410	190	160%
Delinquency Felony	DF	4.7	96	382	43	45%
Delinquency Misdemeanor	DM	4.5	87	465	75	86%
Foster Care Review	FC	1.8	2	5	4	200%
Initial Foster Care Review	IF	1.0	8	8	7	88%
Permanency Planning	PH	1.1	14	17	13	93%
Paternity	PT	2.7	0	4	3	0%
Remand Custody	RC	1.0	3	3	3	100%
Show Cause	SC	2.8	8	13	6	75%
Status Offense	ST	2.4	22	59	23	105%
Traffic	T	2.3	14	41	21	150%
Termination of Parental Rights	TP	0.0	0	9	0	0%
Truancy/Runaway (Child in Need of Supervision)	TR	2.2	5	26	6	120%
Juvenile Total			380	1,453	400	105.3%
Totals			909	2,880	920	101.2%



	Total Filings with %
Show Cause (SC)	170 19%
Criminal Misdemeanor (CM)	158 17%
Custody Visitation (CV)	119 13%
Delinquency Felony (DF)	96 11%
Delinquency Misdemeanor (DM)	87 10%
Others	279 31%
Total	909 100%

Special Case Activities

Emergency Protective Order	PE	1.0	110
Mental Commitment	MC	1.0	8

Commonwealth of Virginia
Caseload Statistics of the J&DR District Courts

Newport News

August 2016

	Filing Type	Hearings Per Case	Filings	Hearings	Concluded	Clearance Rate
Adult						
Protective Order - Non Familv Abuse	AP	4.0	1	4	3	300%
Capias	CA	2.5	64	186	69	108%
Criminal Felonv	CF	4.8	54	168	50	93%
Criminal Misdemeanor	CM	3.2	153	474	145	95%
Protective Order – Familv Abuse	FP	2.1	46	90	42	91%
Motion - Modifv Protective Order	MP	1.7	1	4	3	300%
Other	OT	1.5	3	5	2	67%
Protective Order – Stalking/Acts of Violence	PC	1.0	1	1	1	100%
Protective Order - Violation of Protective Order Conviction	PV	1.0	4	4	4	100%
Remand Support	RS	1.0	4	4	4	100%
Show Cause	SC	2.7	200	554	203	102%
Restricted License - Support	SL	1.0	4	4	4	100%
Civil Support	VS	1.7	170	302	187	110%
Adult Total			705	1,800	717	101.7%
Juvenile						
Abuse or Neglect	AN	4.5	1	12	6	600%
Protective Order – Non Familv Abuse	AP	3.0	1	2	2	200%
Relief of Custodv	CR	3.0	0	1	1	0%
Child in Need of Services	CS	3.0	2	18	2	100%
Custodv Visitation	CV	2.2	359	698	320	89%
Delinquencv Felonv	DF	7.0	97	325	23	24%
Delinquencv Misdemeanor	DM	5.3	128	445	63	49%
Foster Care Review	FC	1.3	15	21	17	113%
Initial Foster Care Review	IF	1.0	3	3	2	67%
Motion - Modifv Protective Order	MP	2.0	0	1	1	0%
Permanencv Planninq	PH	1.8	10	31	17	170%
Paternity	PT	2.1	7	17	10	143%
Remand Custodv	RC	1.0	6	6	6	100%
Show Cause	SC	1.2	6	13	5	83%
Status Offense	ST	4.6	25	52	7	28%
Traffic	T	2.0	14	38	23	164%
Termination of Parental Rihts	TP	4.1	2	18	8	400%
Truancv/Runaway (Child in Need of Supervision)	TR	1.4	34	50	29	85%
Juvenile Total			710	1,751	542	76.3%
Totals			1,415	3,551	1,259	89.0%



	Total Filings with %	
Custody Visitation (CV)	359	25%
Show Cause (SC)	206	15%
Civil Support (VS)	170	12%
Criminal Misdemeanor (CM)	153	11%
Delinquency Misdemeanor (DM)	128	9%
Others	399	28%
Total	1,415	100%

Special Case Activities

Emeraencv Protective Order	PE	1.0	131
Mental Commitment	MC	1.0	4

Commonwealth of Virginia
Caseload Statistics of the J&DR District Courts

Newport News

July 2016

	Filing Type	Hearings Per Case	Filings	Hearings	Concluded	Clearance Rate
Adult						
Bond Forfeiture Show Cause	BF	1.0	2	2	2	100%
Capias	CA	2.5	50	121	47	94%
Criminal Felony	CF	3.2	44	134	41	93%
Criminal Misdemeanor	CM	3.2	134	508	165	123%
Protective Order – Familv Abuse	FP	2.0	30	70	39	130%
Motion - Modify Protective Order	MP	1.0	2	2	1	50%
Other	OT	1.3	4	6	6	150%
Protective Order – Stalking/Acts of Violence	PC	1.0	1	1	1	100%
Show Cause	SC	2.5	149	435	157	105%
Restricted License - Support	SL	1.5	1	2	2	200%
Civil Support	VS	1.9	136	276	167	123%
Adult Total			553	1,557	628	113.6%
Juvenile						
Abuse or Neglect	AN	3.6	6	25	8	133%
Relief of Custody	CR	0.0	0	1	0	0%
Child in Need of Services	CS	0.0	2	7	0	0%
Custody Visitation	CV	1.9	225	499	255	113%
Delinquency Felony	DF	4.4	22	213	51	232%
Delinquency Misdemeanor	DM	5.5	65	397	110	169%
Entrustment Agreement	ET	4.0	0	1	1	0%
Foster Care Review	FC	1.6	12	16	9	75%
Initial Foster Care Review	IF	1.7	4	9	6	150%
Permanency Planning	PH	1.5	4	10	8	200%
Paternity	PT	2.1	7	17	7	100%
Remand Custody	RC	1.0	1	1	1	100%
Show Cause	SC	2.0	7	20	8	114%
Status Offense	ST	2.2	19	45	25	132%
Traffic	T	2.8	18	37	16	89%
Termination of Parental Rights	TP	1.8	3	5	4	133%
Truancy/Runaway (Child in Need of Supervision)	TR	2.1	15	52	39	260%
Juvenile Total			410	1,355	548	133.7%
Totals			963	2,912	1,176	122.1%

New Cases



	Total Filings with %
Custody Visitation (CV)	225 23%
Show Cause (SC)	156 16%
Civil Support (VS)	136 14%
Criminal Misdemeanor (CM)	134 14%
Delinquency Misdemeanor (DM)	65 7%
Others	247 26%
Total	963 100%

Special Case Activities

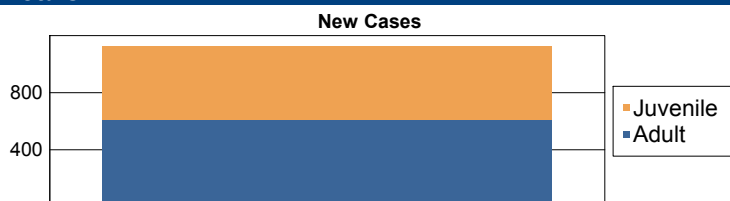
Emergency Protective Order	PE	1.0	134
Mental Commitment	MC	1.0	5
Emergency Protective Order	PE	1.0	2

Commonwealth of Virginia
Caseload Statistics of the J&DR District Courts

Newport News

June 2016

	Filing Type	Hearings Per Case	Filings	Hearings	Concluded	Clearance Rate
Adult						
Protective Order - Non Familv Abuse	AP	3.5	0	7	2	0%
Capias	CA	2.8	38	130	49	129%
Criminal Felonv	CF	4.0	34	164	71	209%
Criminal Misdemeanor	CM	3.3	152	540	175	115%
Protective Order – Familv Abuse	FP	2.1	46	80	35	76%
Motion - Modifv Protective Order	MP	1.3	6	8	6	100%
Other	OT	1.5	5	6	2	40%
Protective Order – Stalking/Acts of Violence	PC	1.0	1	1	1	100%
Protective Order - Violation of Protective Order Conviction	PV	1.0	1	1	1	100%
Remand Support	RS	1.0	2	2	2	100%
Show Cause	SC	2.4	179	501	165	92%
Restricted License - Support	SL	1.0	4	4	4	100%
Civil Support	VS	1.8	143	271	145	101%
Adult Total			611	1,715	658	107.7%
Juvenile						
Abuse or Neglect	AN	5.6	3	12	5	167%
Protective Order – Non Familv Abuse	AP	2.5	1	5	2	200%
Relief of Custodv	CR	0.0	1	1	0	0%
Child in Need of Services	CS	6.0	0	8	4	0%
Custodv Visitation	CV	1.9	290	582	286	99%
Delinquencv Felonv	DF	7.2	43	307	51	119%
Delinquencv Misdemeanor	DM	5.3	75	446	97	129%
Entrustment Agreement	ET	0.0	0	1	0	0%
Foster Care Review	FC	1.0	10	11	9	90%
Initial Foster Care Review	IF	2.0	1	4	4	400%
Permanencv Planning	PH	1.5	12	18	14	117%
Paternity	PT	3.0	7	11	2	29%
Remand Custodv	RC	1.0	2	2	2	100%
Show Cause	SC	1.0	8	11	5	63%
Status Offense	ST	2.7	14	41	9	64%
Traffic	T	1.7	21	35	12	57%
Termination of Parental Rihts	TP	0.0	3	4	0	0%
Truancv/Runaway (Child in Need of Supervision)	TR	0.0	26	42	0	0%
Juvenile Total			517	1,541	502	97.1%
Totals			1,128	3,256	1,160	102.8%



	Total Filings with %
Custody Visitation (CV)	290 26%
Show Cause (SC)	187 17%
Criminal Misdemeanor (CM)	152 13%
Civil Support (VS)	143 13%
Delinquency Misdemeanor (DM)	75 7%
Others	281 25%
Total	1,128 100%

Special Case Activities

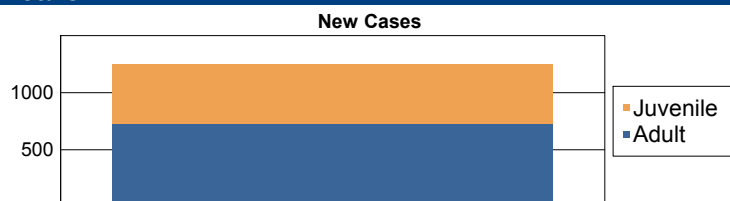
Emergencv Protective Order	PE	1.0	131
Mental Commitment	MC	1.0	9

Commonwealth of Virginia
Caseload Statistics of the J&DR District Courts

Newport News

May 2016

	Filing Type	Hearings Per Case	Filings	Hearings	Concluded	Clearance Rate
Adult						
Protective Order - Non Family Abuse	AP	0.0	3	7	0	0%
Capias	CA	2.8	48	144	66	138%
Criminal Felony	CF	4.0	34	154	50	147%
Criminal Misdemeanor	CM	3.6	200	581	162	81%
Protective Order – Family Abuse	FP	2.3	29	62	32	110%
Motion - Modify Protective Order	MP	1.0	4	4	2	50%
Other	OT	1.0	1	1	1	100%
Protective Order - Violation of Protective Order Conviction	PV	1.0	1	1	1	100%
Remand Support	RS	1.0	7	7	7	100%
Show Cause	SC	2.8	199	472	173	87%
Restricted License - Support	SL	1.0	5	5	4	80%
Civil Support	VS	1.6	197	325	174	88%
Adult Total			728	1,763	672	92.3%
Juvenile						
Abuse or Neglect	AN	3.1	3	16	8	267%
Protective Order – Non Family Abuse	AP	2.0	3	8	5	167%
Child in Need of Services	CS	3.0	4	17	3	75%
Custody Visitation	CV	1.9	272	555	278	102%
Delinquency Felony	DF	8.6	44	217	29	66%
Delinquency Misdemeanor	DM	3.8	106	376	60	57%
Entrustment Agreement	ET	1.5	2	5	4	200%
Foster Care Review	FC	2.0	7	9	3	43%
Initial Foster Care Review	IF	1.9	4	11	8	200%
Motion - Modify Protective Order	MP	0.0	1	1	0	0%
Permanency Planning	PH	1.7	1	6	3	300%
Paternity	PT	2.4	4	9	5	125%
Remand Custody	RC	1.0	8	8	8	100%
Remand Visitation	RV	1.0	2	2	2	100%
Show Cause	SC	1.4	5	8	5	100%
Status Offense	ST	2.9	8	35	14	175%
Traffic	T	1.6	12	22	14	117%
Termination of Parental Rights	TP	3.1	0	21	7	0%
Truancy/Runaway (Child in Need of Supervision)	TR	1.1	37	54	35	95%
Juvenile Total			523	1,380	491	93.9%
Totals			1,251	3,143	1,163	93.0%



	Total Filings with %	
Custody Visitation (CV)	272	22%
Show Cause (SC)	204	16%
Criminal Misdemeanor (CM)	200	16%
Civil Support (VS)	197	16%
Delinquency Misdemeanor (DM)	106	8%
Others	272	22%
Total	1,251	100%

Special Case Activities

Emergency Protective Order	PE	1.0	124
Mental Commitment	MC	1.1	11

Commonwealth of Virginia
Caseload Statistics of the J&DR District Courts

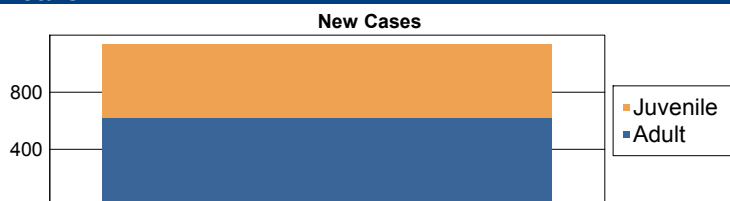
Newport News

April 2016

	Filing Type	Hearings Per Case	Filings	Hearings	Concluded	Clearance Rate
Adult						
Protective Order - Non Family Abuse	AP	2.0	4	7	3	75%
Capias	CA	2.4	52	124	54	104%
Criminal Felony	CF	3.7	46	177	29	63%
Criminal Misdemeanor	CM	3.5	134	426	108	81%
Protective Order – Family Abuse	FP	1.9	30	58	24	80%
Motion - Modify Protective Order	MP	1.2	8	10	9	113%
Other	OT	1.4	4	6	5	125%
Remand Support	RS	1.0	3	3	3	100%
Show Cause	SC	2.7	162	367	144	89%
Restricted License - Support	SL	1.5	1	2	2	200%
Civil Support	VS	1.6	174	294	168	97%
Adult Total			618	1,474	549	88.8%

Juvenile						
Abuse or Neglect	AN	2.7	3	18	6	200%
Protective Order – Non Family Abuse	AP	1.7	9	14	6	67%
Child in Need of Services	CS	6.0	3	11	3	100%
Custody Visitation	CV	2.0	310	623	260	84%
Delinquency Felony	DF	7.2	28	249	41	146%
Delinquency Misdemeanor	DM	5.3	65	395	77	118%
Entrustment Agreement	ET	0.0	3	3	0	0%
Foster Care Review	FC	2.0	1	2	1	100%
Initial Foster Care Review	IF	1.2	11	12	6	55%
Permanency Planning	PH	2.0	14	20	13	93%
Paternity	PT	2.0	7	13	4	57%
Remand Custody	RC	1.0	5	5	5	100%
Remand Visitation	RV	1.0	2	2	2	100%
Show Cause	SC	1.4	8	15	8	100%
Status Offense	ST	2.5	16	30	12	75%
Traffic	T	1.7	20	41	18	90%
Termination of Parental Rights	TP	2.4	11	32	17	155%
Truancy/Runaway (Child in Need of Supervision)	TR	0.0	3	14	0	0%
Juvenile Total			519	1,499	479	92.3%

Totals			1,137	2,973	1,028	90.4%
---------------	--	--	--------------	--------------	--------------	--------------



	Total Filings with %
Custody Visitation (CV)	310 27%
Civil Support (VS)	174 15%
Show Cause (SC)	170 15%
Criminal Misdemeanor (CM)	134 12%
Delinquency Misdemeanor (DM)	65 6%
Others	284 25%
Total	1,137 100%

Special Case Activities

Emergency Protective Order	PE	1.0	177
Mental Commitment	MC	1.0	10
Emergency Protective Order	PE	1.0	8
Temporary Detention Order	TD	1.0	2

Commonwealth of Virginia
Caseload Statistics of the J&DR District Courts

Newport News

March 2016

	Filing Type	Hearings Per Case	Filings	Hearings	Concluded	Clearance Rate
Adult						
Protective Order - Non Family Abuse	AP	3.0	0	2	1	0%
Capias	CA	2.9	45	159	57	127%
Criminal Felony	CF	3.2	35	178	39	111%
Criminal Misdemeanor	CM	3.4	110	421	135	123%
Protective Order – Family Abuse	FP	2.0	36	73	38	106%
Motion - Modify Protective Order	MP	1.0	4	4	2	50%
Other	OT	0.0	2	2	0	0%
Protective Order - Violation of Protective Order Conviction	PV	1.0	1	1	1	100%
Remand Support	RS	1.0	3	3	3	100%
Show Cause	SC	3.0	180	417	174	97%
Restricted License - Support	SL	1.0	4	4	3	75%
Civil Support	VS	1.6	214	315	204	95%
Adult Total			634	1,579	657	103.6%
Juvenile						
Abuse or Neglect	AN	5.0	6	28	6	100%
Protective Order – Non Family Abuse	AP	1.0	1	1	1	100%
Child in Need of Services	CS	3.0	4	11	2	50%
Custody Visitation	CV	2.1	339	682	338	100%
Delinquency Felony	DF	6.0	26	242	30	115%
Delinquency Misdemeanor	DM	4.2	86	360	76	88%
Entrustment Agreement	ET	1.0	2	2	2	100%
Foster Care Review	FC	1.0	4	5	2	50%
Initial Foster Care Review	IF	1.0	4	4	1	25%
Permanency Planning	PH	1.3	12	18	11	92%
Paternity	PT	2.0	5	8	3	60%
Remand Custody	RC	1.0	2	2	2	100%
Show Cause	SC	2.0	3	10	3	100%
Status Offense	ST	2.5	7	18	11	157%
Traffic	T	1.6	19	31	20	105%
Termination of Parental Rights	TP	1.0	2	13	2	100%
Truancy/Runaway (Child in Need of Supervision)	TR	1.5	18	24	12	67%
Juvenile Total			540	1,459	522	96.7%
Totals			1,174	3,038	1,179	100.4%



	Total Filings with %
Custody Visitation (CV)	339 29%
Civil Support (VS)	214 18%
Show Cause (SC)	183 16%
Criminal Misdemeanor (CM)	110 9%
Delinquency Misdemeanor (DM)	86 7%
Others	242 21%
Total	1,174 100%

Special Case Activities

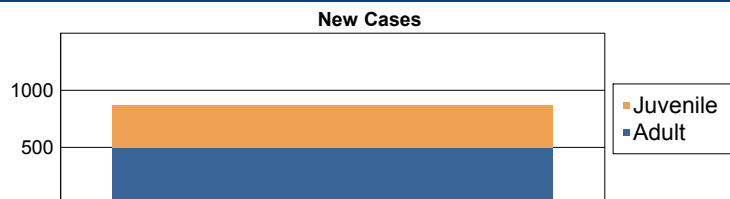
Emergency Protective Order	PE	1.0	101
Mental Commitment	MC	1.2	9
Temporary Detention Order	TD	1.0	2

Commonwealth of Virginia
Caseload Statistics of the J&DR District Courts

Newport News

February 2016

	Filing Type	Hearings Per Case	Filings	Hearings	Concluded	Clearance Rate
Adult						
Protective Order - Non Familv Abuse	AP	2.5	1	3	2	200%
Capias	CA	2.7	47	149	66	140%
Criminal Felonv	CF	4.0	47	146	26	55%
Criminal Misdemeanor	CM	3.4	103	386	129	125%
Protective Order – Familv Abuse	FP	2.3	28	52	24	86%
Motion - Modifv Protective Order	MP	1.0	2	2	2	100%
Remand Support	RS	1.0	6	6	6	100%
Show Cause	SC	3.0	124	370	171	138%
Civil Support	VS	1.8	142	254	145	102%
Adult Total			500	1,368	571	114.2%
Juvenile						
Abuse or Neglect	AN	3.0	11	30	3	27%
Protective Order – Non Familv Abuse	AP	2.0	5	10	6	120%
Relief of Custodv	CR	3.0	0	1	1	0%
Child in Need of Services	CS	5.0	2	14	3	150%
Custodv Visitation	CV	2.8	244	599	281	115%
Delinquencv Felonv	DF	4.6	31	310	75	242%
Delinquencv Misdemeanor	DM	4.9	37	426	106	286%
Foster Care Review	FC	2.0	2	5	5	250%
Permanencv Planning	PH	1.7	7	19	9	129%
Paternitv	PT	2.5	1	10	8	800%
Remand Custodv	RC	1.0	10	10	10	100%
Show Cause	SC	2.1	5	12	7	140%
Status Offense	ST	2.8	4	47	19	475%
Traffic	T	2.3	8	32	17	213%
Termination of Parental Rihts	TP	2.6	5	38	16	320%
Truancv/Runaway (Child in Need of Supervision)	TR	3.2	2	19	12	600%
Juvenile Total			374	1,582	578	154.5%
Totals			874	2,950	1,149	131.5%



	Total Filings with %
Custody Visitation (CV)	244 28%
Civil Support (VS)	142 16%
Show Cause (SC)	129 15%
Criminal Misdemeanor (CM)	103 12%
Capias (CA)	47 5%
Others	209 24%
Total	874 100%

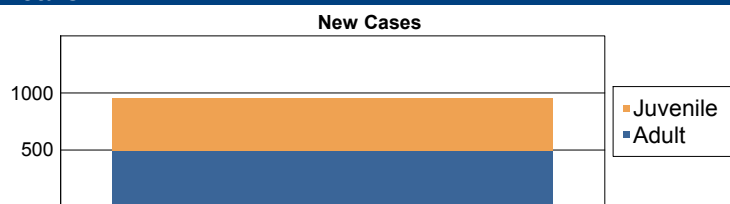
Special Case Activities

Emergencv Protective Order	PE	1.0	68
Mental Commitment	MC	1.0	12

Commonwealth of Virginia
Caseload Statistics of the J&DR District Courts
January 2016

Newport News

	Filing Type	Hearings Per Case	Filings	Hearings	Concluded	Clearance Rate
Adult						
Protective Order - Non Family Abuse	AP	3.0	1	3	1	100%
Capias	CA	2.7	49	143	48	98%
Criminal Felony	CF	4.0	35	170	68	194%
Criminal Misdemeanor	CM	3.4	107	422	160	150%
Protective Order – Family Abuse	FP	1.9	32	64	34	106%
Motion - Modify Protective Order	MP	1.7	1	3	3	300%
Other	OT	1.0	1	1	1	100%
Remand Support	RS	1.0	4	4	4	100%
Show Cause	SC	2.9	138	431	184	133%
Restricted License - Support	SL	1.0	1	1	1	100%
Civil Support	VS	1.8	124	235	119	96%
Adult Total			493	1,477	623	126.4%
Juvenile						
Abuse or Neglect	AN	4.0	4	14	2	50%
Protective Order – Non Family Abuse	AP	2.8	1	6	5	500%
Relief of Custody	CR	0.0	0	1	0	0%
Child in Need of Services	CS	2.0	0	12	2	0%
Custody Visitation	CV	2.2	218	507	228	105%
Delinquency Felony	DF	4.8	50	287	54	108%
Delinquency Misdemeanor	DM	4.1	96	474	123	128%
Foster Care Review	FC	1.7	7	13	11	157%
Protective Order – Family Abuse	FP	3.0	0	1	1	0%
Initial Foster Care Review	IF	0.0	4	5	0	0%
Motion - Modify Protective Order	MP	2.0	0	1	1	0%
Permanency Planning	PH	1.2	12	15	9	75%
Paternity	PT	2.0	2	5	1	50%
Remand Custody	RC	1.0	5	5	5	100%
Show Cause	SC	2.2	13	25	14	108%
Status Offense	ST	2.9	15	38	10	67%
Traffic	T	1.8	22	33	19	86%
Termination of Parental Rights	TP	0.0	9	17	0	0%
Truancy/Runaway (Child in Need of Supervision)	TR	1.7	6	30	15	250%
Juvenile Total			464	1,489	500	107.8%
Totals			957	2,966	1,123	117.3%



	Total Filings with %
Custody Visitation (CV)	218 23%
Show Cause (SC)	151 16%
Civil Support (VS)	124 13%
Criminal Misdemeanor (CM)	107 11%
Delinquency Misdemeanor (DM)	96 10%
Others	261 27%
Total	957 100%

Special Case Activities

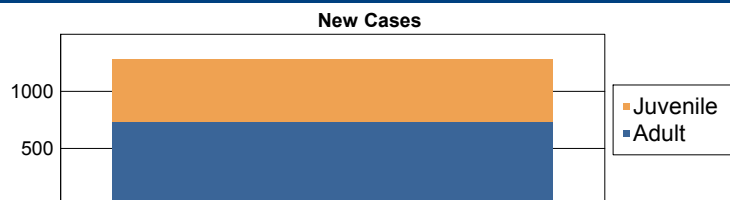
Emergency Protective Order	PE	1.0	83
Mental Commitment	MC	1.0	4

Commonwealth of Virginia
Caseload Statistics of the J&DR District Courts

Norfolk

December 2016

	Filing Type	Hearings Per Case	Filings	Hearings	Concluded	Clearance Rate
Adult						
Protective Order - Non Familv Abuse	AP	2.3	4	6	4	100%
Bond Forfeiture Show Cause	BF	4.0	0	1	1	0%
Capias	CA	3.2	80	307	140	175%
Criminal Felonv	CF	3.6	53	195	49	92%
Criminal Misdemeanor	CM	2.9	201	610	197	98%
Protective Order – Family Abuse	FP	1.9	36	76	36	100%
Motion - Modifv Protective Order	MP	3.0	2	4	2	100%
Other	OT	1.4	10	13	7	70%
Protective Order - Violation of Protective Order Conviction	PV	1.0	1	1	1	100%
Remand Support	RS	1.0	7	7	7	100%
Show Cause	SC	3.0	180	450	195	108%
Restricted License - Support	SL	1.5	2	3	2	100%
Civil Support	VS	2.1	160	299	182	114%
Adult Total			736	1,972	823	111.8%
Juvenile						
Abuse or Neglect	AN	3.4	31	146	39	126%
Protective Order – Non Familv Abuse	AP	2.4	4	9	5	125%
Capias	CA	0.0	1	2	0	0%
Child in Need of Services	CS	0.0	1	2	0	0%
Custody Visitation	CV	2.2	300	656	316	105%
Delinquencv Felonv	DF	6.1	50	281	93	186%
Delinquencv Misdemeanor	DM	4.1	42	234	54	129%
Emancipation	EP	1.0	1	1	1	100%
Foster Care Review	FC	1.2	9	12	9	100%
Initial Foster Care Review	IF	1.2	6	7	6	100%
Juvenile Support	JS	2.0	0	1	1	0%
Motion - Modifv Protective Order	MP	1.0	10	14	8	80%
Permanencv Plannina	PH	1.6	2	10	5	250%
Paternity	PT	1.6	12	18	9	75%
Remand Custody	RC	1.0	8	8	8	100%
Child at Risk of Abuse or Neglect	RI	0.0	0	10	0	0%
Remand Visitation	RV	1.0	8	8	8	100%
Show Cause	SC	3.1	9	26	11	122%
Status Offense	ST	2.6	13	45	20	154%
Traffic	T	1.9	27	44	17	63%
Termination of Parental Rihts	TP	2.9	12	19	9	75%
Truancv/Runaway (Child in Need of Supervision)	TR	2.5	4	7	2	50%
	VA	0.0	1	1	0	0%
Juvenile Total			551	1,561	621	112.7%
Totals			1,287	3,533	1,444	112.2%



	Total Filings with %
Custody Visitation (CV)	300 23%
Criminal Misdemeanor (CM)	201 16%
Show Cause (SC)	189 15%
Civil Support (VS)	160 12%
Capias (CA)	81 6%
Others	356 28%
Total	1,287 100%

Special Case Activities

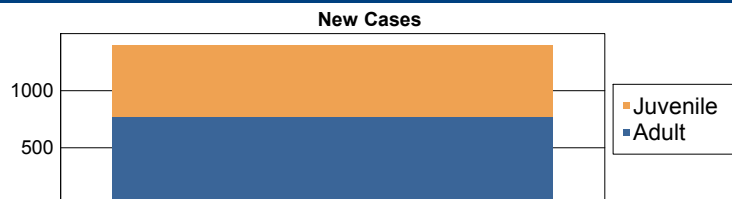
Non-Case	NC	1.8	5
Emergency Protective Order	PE	1.0	126
Mental Commitment	MC	1.0	12
Non-Case	NC	1.0	11
Emergency Protective Order	PE	1.0	2
Temporary Detention Order	TD	1.0	6

Commonwealth of Virginia
Caseload Statistics of the J&DR District Courts

Norfolk

November 2016

	Filing Type	Hearings Per Case	Filings	Hearings	Concluded	Clearance Rate
Adult						
Protective Order - Non Family Abuse	AP	2.0	2	5	2	100%
Bond Forfeiture Show Cause	BF	0.0	1	1	0	0%
Capias	CA	2.7	99	338	158	160%
Criminal Felony	CF	4.2	25	159	62	248%
Criminal Misdemeanor	CM	3.4	202	642	189	94%
Protective Order – Family Abuse	FP	2.3	34	78	35	103%
Motion - Modify Protective Order	MP	1.4	3	6	5	167%
Other	OT	1.3	7	11	9	129%
Remand Support	RS	1.0	5	5	5	100%
Show Cause	SC	2.9	198	570	238	120%
Civil Support	VS	1.9	198	407	233	118%
Adult Total			774	2,222	936	120.9%
Juvenile						
Abuse or Neglect	AN	3.9	30	113	23	77%
Protective Order – Non Family Abuse	AP	2.0	1	3	2	200%
Capias	CA	3.0	1	3	1	100%
Relief of Custody	CR	1.7	1	3	3	300%
Custody Visitation	CV	2.0	398	757	388	97%
Delinquency Felony	DF	4.1	34	317	87	256%
Delinquency Misdemeanor	DM	3.7	65	206	59	91%
Foster Care Review	FC	2.0	3	5	3	100%
Initial Foster Care Review	IF	1.3	6	7	3	50%
Juvenile Support	JS	0.0	1	1	0	0%
Motion - Modify Protective Order	MP	1.4	3	5	5	167%
Permanency Planning	PH	1.3	6	7	4	67%
Paternity	PT	2.2	15	22	10	67%
Remand Custody	RC	1.0	7	7	7	100%
Remand Visitation	RV	1.0	7	7	7	100%
Show Cause	SC	3.4	11	28	8	73%
Status Offense	ST	3.0	22	53	25	114%
Traffic	T	1.8	17	28	16	94%
Termination of Parental Rights	TP	0.0	0	4	0	0%
Truancy/Runaway (Child in Need of Supervision)	TR	2.0	2	4	2	100%
Juvenile Total			630	1,580	653	103.7%
Totals			1,404	3,802	1,589	113.2%



	Total Filings with %	
Custody Visitation (CV)	398	28%
Show Cause (SC)	209	15%
Criminal Misdemeanor (CM)	202	14%
Civil Support (VS)	198	14%
Capias (CA)	100	7%
Others	297	21%
Total	1,404	100%

Special Case Activities

Non-Case	NC	2.5	1
Emergency Protective Order	PE	1.0	125
Emergency Custody Order	EC	1.0	2
Mental Commitment	MC	1.0	5
Non-Case	NC	1.0	18
Temporary Detention Order	TD	1.0	2

**Commonwealth of Virginia
Caseload Statistics of the J&DR District Courts**

Norfolk

October 2016

	Filing Type	Hearings Per Case	Filings	Hearings	Concluded	Clearance Rate
Adult						
Protective Order - Non Familv Abuse	AP	3.0	2	5	3	150%
Capias	CA	3.5	72	323	157	218%
Criminal Felonv	CF	4.4	35	183	44	126%
Criminal Misdemeanor	CM	3.4	196	659	226	115%
Protective Order – Familv Abuse	FP	2.0	46	97	43	93%
Motion - Modifv Protective Order	MP	1.8	3	7	5	167%
Other	OT	1.6	6	7	7	117%
Protective Order – Stalkina/Acts of Violence	PC	1.0	2	2	2	100%
Remand Support	RS	1.0	8	8	8	100%
Show Cause	SC	3.0	170	521	254	149%
Civil Support	VS	1.8	220	380	213	97%
Adult Total			760	2,192	962	126.6%
Juvenile						
Abuse or Nealect	AN	5.2	33	111	30	91%
Protective Order – Non Familv Abuse	AP	2.0	2	4	2	100%
Capias	CA	4.0	0	1	1	0%
Relief of Custodv	CR	0.0	2	2	0	0%
Child in Need of Services	CS	2.0	1	2	2	200%
Custodv Visitation	CV	2.0	408	851	349	86%
Delinquencv Felonv	DF	5.0	68	295	52	76%
Delinquencv Misdemeanor	DM	3.9	49	209	74	151%
Foster Care Review	FC	1.1	11	12	11	100%
Initial Foster Care Review	IF	1.0	6	6	4	67%
Motion - Modifv Protective Order	MP	1.8	3	8	6	200%
Permanencv Plannina	PH	1.0	10	10	7	70%
Paternity	PT	1.9	6	16	12	200%
Remand Custodv	RC	1.0	10	10	10	100%
Remand Visitation	RV	1.0	10	10	10	100%
Show Cause	SC	3.0	7	26	11	157%
Status Offense	ST	2.2	25	59	28	112%
Traffic	T	1.8	15	31	20	133%
Termination of Parental Rihts	TP	1.9	5	21	16	320%
Juvenile Total			671	1,684	645	96.1%
Totals			1,431	3,876	1,607	112.3%



	Total Filings with %
Custody Visitation (CV)	408 29%
Civil Support (VS)	220 15%
Criminal Misdemeanor (CM)	196 14%
Show Cause (SC)	177 12%
Capias (CA)	72 5%
Others	358 25%
Total	1,431 100%

Special Case Activities

Non-Case	NC	2.0	5
Emeraencv Protective Order	PE	1.0	212
Mental Commitment	MC	1.0	11
Non-Case	NC	1.0	13
Emeraencv Protective Order	PE	1.0	2
Temporarv Detention Order	TD	1.0	2

Commonwealth of Virginia
Caseload Statistics of the J&DR District Courts

Norfolk

September 2016

	Filing Type	Hearings Per Case	Filings	Hearings	Concluded	Clearance Rate
Adult						
Protective Order - Non Family Abuse	AP	2.2	5	13	6	120%
Bond Forfeiture Show Cause	BF	4.0	0	4	1	0%
Capias	CA	3.7	52	271	95	183%
Criminal Felony	CF	6.0	57	196	50	88%
Criminal Misdemeanor	CM	3.5	228	672	197	86%
Protective Order – Family Abuse	FP	2.3	37	75	35	95%
Motion - Modify Protective Order	MP	1.0	4	4	1	25%
Other	OT	2.0	2	9	6	300%
Remand Support	RS	1.0	8	8	8	100%
Show Cause	SC	3.4	100	386	128	128%
Civil Support	VS	1.9	165	309	155	94%
Adult Total			658	1,947	682	103.6%
Juvenile						
Abuse or Neglect	AN	4.2	26	107	26	100%
Protective Order – Non Family Abuse	AP	1.0	4	6	2	50%
Relief of Custody	CR	1.0	1	1	1	100%
Child in Need of Services	CS	0.0	0	1	0	0%
Custody Visitation	CV	2.2	346	691	332	96%
Delinquency Felony	DF	4.7	56	344	44	79%
Delinquency Misdemeanor	DM	3.8	36	260	60	167%
Emancipation	EP	1.0	2	2	2	100%
Foster Care Review	FC	1.1	16	17	17	106%
Initial Foster Care Review	IF	1.0	3	3	3	100%
Juvenile Support	JS	0.0	1	1	0	0%
Motion - Modify Protective Order	MP	2.0	5	9	2	40%
Permanency Planning	PH	1.4	6	8	5	83%
Paternity	PT	2.1	9	15	10	111%
Remand Custody	RC	1.0	14	14	14	100%
Child at Risk of Abuse or Neglect	RI	0.0	0	5	0	0%
Remand Visitation	RV	1.0	14	14	14	100%
Show Cause	SC	1.8	8	24	10	125%
Status Offense	ST	2.6	21	51	22	105%
Traffic	T	1.7	26	44	27	104%
Termination of Parental Rights	TP	2.3	16	29	11	69%
Juvenile Total			610	1,646	602	98.7%
Totals			1,268	3,593	1,284	101.3%



	Total Filings with %
Custody Visitation (CV)	346 27%
Criminal Misdemeanor (CM)	228 18%
Civil Support (VS)	165 13%
Show Cause (SC)	108 9%
Criminal Felony (CF)	57 4%
Others	364 29%
Total	1,268 100%

Special Case Activities

Non-Case	NC	3.0	0
Emergency Protective Order	PE	1.0	218
Mental Commitment	MC	1.0	13
Non-Case	NC	1.0	16
Emergency Protective Order	PE	1.0	2
Temporary Detention Order	TD	1.0	2


Commonwealth of Virginia
Caseload Statistics of the J&DR District Courts

Norfolk

August 2016

	Filing Type	Hearings Per Case	Filings	Hearings	Concluded	Clearance Rate
Adult						
Protective Order - Non Family Abuse	AP	1.9	10	19	7	70%
Bond Forfeiture Show Cause	BF	0.0	2	3	0	0%
Capias	CA	3.7	78	351	123	158%
Criminal Felony	CF	3.8	68	325	78	115%
Criminal Misdemeanor	CM	3.0	247	834	262	106%
Protective Order – Family Abuse	FP	2.2	42	99	42	100%
Motion - Modifv Protective Order	MP	1.7	3	6	3	100%
Other	OT	1.7	7	10	7	100%
Protective Order - Violation of Protective Order Conviction	PV	1.0	1	1	1	100%
Remand Support	RS	1.0	3	3	3	100%
Show Cause	SC	3.2	174	609	254	146%
Civil Support	VS	1.9	245	433	258	105%
Adult Total			880	2,693	1,038	118.0%
Juvenile						
Abuse or Neglect	AN	5.3	33	131	34	103%
Protective Order – Non Family Abuse	AP	2.5	3	8	4	133%
Capias	CA	1.0	1	1	1	100%
Child in Need of Services	CS	2.0	0	1	1	0%
Custody Visitation	CV	2.3	421	939	503	119%
Delinquency Felony	DF	5.8	81	335	44	54%
Delinquency Misdemeanor	DM	4.0	65	291	83	128%
Foster Care Review	FC	1.0	14	14	14	100%
Initial Foster Care Review	IF	1.0	2	2	2	100%
Juvenile Support	JS	2.0	0	1	1	0%
Motion - Modifv Protective Order	MP	1.0	2	8	2	100%
Permanency Planning	PH	1.0	11	15	10	91%
Paternity	PT	1.7	12	27	12	100%
Remand Custody	RC	1.0	5	5	5	100%
Child at Risk of Abuse or Neglect	RI	0.0	0	5	0	0%
Remand Visitation	RV	1.0	5	5	5	100%
Show Cause	SC	2.4	10	29	10	100%
Status Offense	ST	1.9	34	63	28	82%
Traffic	T	2.2	21	40	16	76%
Termination of Parental Rights	TP	4.0	0	4	1	0%
Truancy/Runaway (Child in Need of Supervision)	TR	4.0	0	1	1	0%
Juvenile Total			720	1,925	777	107.9%
Totals			1,600	4,618	1,815	113.4%

New Cases



	Total Filings with %
Custody Visitation (CV)	421 26%
Criminal Misdemeanor (CM)	247 15%
Civil Support (VS)	245 15%
Show Cause (SC)	184 12%
Delinquency Felony (DF)	81 5%
Others	422 26%
Total	1,600 100%

Special Case Activities

Non-Case	NC	3.4	1
Emergency Protective Order	PE	1.0	168
Mental Commitment	MC	1.0	9
Non-Case	NC	1.0	11
Temporary Detention Order	TD	1.0	2

Commonwealth of Virginia
Caseload Statistics of the J&DR District Courts

Norfolk

July 2016

	Filing Type	Hearings Per Case	Filings	Hearings	Concluded	Clearance Rate
Adult						
Protective Order - Non Family Abuse	AP	2.2	0	5	5	0%
Bond Forfeiture Show Cause	BF	3.0	0	2	1	0%
Capias	CA	3.7	71	314	119	168%
Criminal Felony	CF	4.1	42	252	72	171%
Criminal Misdemeanor	CM	3.4	214	708	210	98%
Protective Order – Family Abuse	FP	2.1	43	98	49	114%
Motion - Modify Protective Order	MP	1.0	4	4	4	100%
Other	OT	2.3	2	7	4	200%
Protective Order – Stalking/Acts of Violence	PC	1.0	1	1	1	100%
Remand Support	RS	1.0	6	6	6	100%
Show Cause	SC	2.8	163	502	205	126%
Civil Support	VS	2.0	178	376	196	110%
Adult Total			724	2,275	872	120.4%
Juvenile						
Abuse or Neglect	AN	5.3	21	118	31	148%
Protective Order – Non Family Abuse	AP	3.5	0	3	2	0%
Capias	CA	4.0	0	1	1	0%
Child in Need of Services	CS	11.0	1	2	1	100%
Custody Visitation	CV	2.3	387	847	406	105%
Delinquency Felony	DF	4.9	54	313	49	91%
Delinquency Misdemeanor	DM	3.5	50	288	71	142%
Foster Care Review	FC	1.1	23	25	24	104%
Initial Foster Care Review	IF	1.6	4	5	5	125%
Motion - Modify Protective Order	MP	1.6	6	9	5	83%
Permanency Planning	PH	1.1	8	13	8	100%
Paternity	PT	1.6	8	16	9	113%
Remand Custody	RC	1.0	5	5	5	100%
Remand Visitation	RV	1.0	5	5	5	100%
Show Cause	SC	3.2	8	19	6	75%
Status Offense	ST	3.1	15	41	20	133%
Traffic	T	1.8	15	29	15	100%
Termination of Parental Rights	TP	3.2	8	19	13	163%
Juvenile Total			618	1,758	676	109.4%
Totals			1,342	4,033	1,548	115.4%



	Total Filings with %
Custody Visitation (CV)	387 29%
Criminal Misdemeanor (CM)	214 16%
Civil Support (VS)	178 13%
Show Cause (SC)	171 13%
Capias (CA)	71 5%
Others	321 24%
Total	1,342 100%

Special Case Activities

Non-Case	NC	4.0	2
Emergency Protective Order	PE	1.0	188
Mental Commitment	MC	1.1	15
Non-Case	NC	1.0	14
Temporary Detention Order	TD	1.0	4

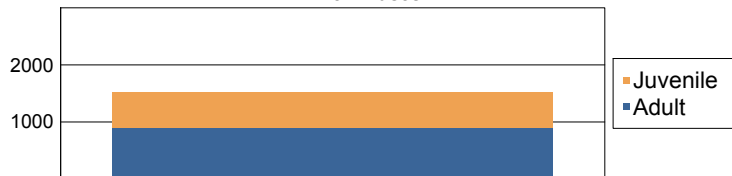
**Commonwealth of Virginia
Caseload Statistics of the J&DR District Courts**

Norfolk

June 2016

	Filing Type	Hearings Per Case	Filings	Hearings	Concluded	Clearance Rate
Adult						
Protective Order - Non Family Abuse	AP	1.0	5	6	2	40%
Bond Forfeiture Show Cause	BF	4.0	1	2	1	100%
Capias	CA	4.0	88	377	145	165%
Criminal Felony	CF	3.4	72	308	43	60%
Criminal Misdemeanor	CM	3.4	241	747	207	86%
Protective Order – Family Abuse	FP	2.1	52	103	46	88%
Motion - Modify Protective Order	MP	1.0	8	8	6	75%
Other	OT	2.3	12	26	16	133%
Protective Order – Stalking/Acts of Violence	PC	1.0	4	4	4	100%
Remand Support	RS	1.0	6	6	6	100%
Show Cause	SC	2.8	213	583	210	99%
Civil Support	VS	1.8	196	377	197	101%
Adult Total			898	2,547	883	98.3%
Juvenile						
Abuse or Neglect	AN	4.6	29	91	11	38%
Protective Order – Non Family Abuse	AP	2.0	5	14	6	120%
Relief of Custody	CR	3.0	0	1	1	0%
Child in Need of Services	CS	1.0	2	4	2	100%
Custody Visitation	CV	2.1	349	830	390	112%
Delinquency Felony	DF	5.0	67	228	39	58%
Delinquency Misdemeanor	DM	4.4	65	350	85	131%
Foster Care Review	FC	1.3	18	26	21	117%
Protective Order – Family Abuse	FP	2.0	2	4	2	100%
Initial Foster Care Review	IF	1.0	1	2	1	100%
Juvenile Support	JS	0.0	1	1	0	0%
Motion - Modify Protective Order	MP	1.0	3	3	1	33%
Permanency Planning	PH	1.0	7	7	7	100%
Paternity	PT	1.8	5	14	8	160%
Remand Custody	RC	1.0	6	6	6	100%
Child at Risk of Abuse or Neglect	RI	0.0	5	10	0	0%
Remand Visitation	RV	1.0	6	6	6	100%
Show Cause	SC	3.2	5	25	12	240%
Status Offense	ST	2.6	23	73	28	122%
Traffic	T	2.2	12	32	22	183%
Termination of Parental Rights	TP	6.0	2	4	2	100%
Truancy/Runaway (Child in Need of Supervision)	TR	1.0	3	6	3	100%
Juvenile Total			616	1,737	653	106.0%
Totals			1,514	4,284	1,536	101.5%

New Cases



	Total Filings with %
Custody Visitation (CV)	349 23%
Criminal Misdemeanor (CM)	241 16%
Show Cause (SC)	218 14%
Civil Support (VS)	196 13%
Capias (CA)	88 6%
Others	422 28%
Total	1,514 100%

Special Case Activities

Non-Case	NC	0.0	13
Emergency Protective Order	PE	1.0	216
Mental Commitment	MC	1.0	8
Non-Case	NC	1.0	12
Emergency Protective Order	PE	1.0	2
Temporary Detention Order	TD	1.0	2

Commonwealth of Virginia
Caseload Statistics of the J&DR District Courts


Norfolk

May 2016

	Filing Type	Hearings Per Case	Filings	Hearings	Concluded	Clearance Rate
Adult						
Protective Order - Non Familv Abuse	AP	2.0	1	3	2	200%
Capias	CA	3.3	77	381	119	155%
Criminal Felonv	CF	3.2	93	287	45	48%
Criminal Misdemeanor	CM	3.2	218	751	276	127%
Protective Order – Familv Abuse	FP	2.2	39	87	37	95%
Motion - Modifv Protective Order	MP	1.0	3	3	2	67%
Other	OT	1.8	11	18	10	91%
Remand Support	RS	1.0	4	4	4	100%
Show Cause	SC	2.9	174	546	229	132%
Civil Support	VS	1.9	187	376	193	103%
Adult Total			807	2,456	917	113.6%

Juvenile						
Abuse or Nealect	AN	4.5	20	117	26	130%
Protective Order – Non Familv Abuse	AP	2.8	6	13	4	67%
Capias	CA	0.0	0	2	0	0%
Relief of Custodv	CR	4.0	1	4	1	100%
Custodv Visitation	CV	2.3	384	821	386	101%
Delinquencv Felonv	DF	3.9	66	249	62	94%
Delinquencv Misdemeanor	DM	3.1	146	342	52	36%
Foster Care Review	FC	1.3	15	18	14	93%
Initial Foster Care Review	IF	1.0	1	1	1	100%
Motion - Modifv Protective Order	MP	2.0	2	3	1	50%
Permanencv Planning	PH	1.0	7	7	6	86%
Paternitv	PT	2.2	16	24	11	69%
Remand Custodv	RC	1.0	8	8	8	100%
Remand Visitation	RV	1.0	8	8	8	100%
Show Cause	SC	1.6	11	26	10	91%
Status Offense	ST	2.9	25	62	20	80%
Traffic	T	1.9	20	32	18	90%
Termination of Parental Rihts	TP	3.5	0	14	11	0%
Truancv/Runawav (Child in Need of Supervision)	TR	1.5	3	5	4	133%
Juvenile Total			739	1,756	643	87.0%

Totals			1,546	4,212	1,560	100.9%
---------------	--	--	--------------	--------------	--------------	---------------



	Total Filings with %
Custody Visitation (CV)	384 25%
Criminal Misdemeanor (CM)	218 14%
Civil Support (VS)	187 12%
Show Cause (SC)	185 12%
Delinquency Misdemeanor (DM)	146 9%
Others	426 28%
Total	1,546 100%

Special Case Activities

Non-Case	NC	1.0	7
Emeraencv Protective Order	PE	1.0	235
Mental Commitment	MC	1.0	12
Non-Case	NC	1.0	15
Emeraencv Protective Order	PE	1.0	2
Temporavv Detention Order	TD	1.0	2


Commonwealth of Virginia
Caseload Statistics of the J&DR District Courts

Norfolk

April 2016

	Filing Type	Hearings Per Case	Filings	Hearings	Concluded	Clearance Rate
Adult						
Protective Order - Non Family Abuse	AP	2.5	4	8	2	50%
Bond Forfeiture Show Cause	BF	0.0	0	2	0	0%
Capias	CA	4.2	59	383	114	193%
Criminal Felony	CF	4.1	69	194	46	67%
Criminal Misdemeanor	CM	3.4	208	595	165	79%
Protective Order – Family Abuse	FP	2.3	30	68	29	97%
Motion - Modify Protective Order	MP	1.0	1	1	1	100%
Other	OT	1.3	23	32	25	109%
Remand Support	RS	1.0	7	7	7	100%
Show Cause	SC	3.0	139	510	230	165%
Civil Support	VS	2.0	157	332	167	106%
Adult Total			697	2,132	786	112.8%
Juvenile						
Abuse or Neglect	AN	3.4	13	81	19	146%
Protective Order – Non Family Abuse	AP	2.0	4	7	2	50%
Capias	CA	9.0	0	2	2	0%
Relief of Custody	CR	1.5	1	3	2	200%
Custody Visitation	CV	2.2	379	746	353	93%
Delinquency Felony	DF	5.5	64	235	50	78%
Delinquency Misdemeanor	DM	5.4	59	257	70	119%
Foster Care Review	FC	1.0	19	19	19	100%
Initial Foster Care Review	IF	1.0	8	9	7	88%
Juvenile Support	JS	2.0	0	1	1	0%
Motion - Modify Protective Order	MP	1.0	6	6	5	83%
Permanency Planning	PH	1.4	13	16	16	123%
Paternity	PT	2.0	14	20	10	71%
Remand Custody	RC	1.0	8	8	8	100%
Remand Visitation	RV	1.0	8	8	8	100%
Show Cause	SC	3.4	11	26	9	82%
Status Offense	ST	2.4	19	56	17	89%
Traffic	T	2.2	20	38	21	105%
Termination of Parental Rights	TP	3.4	4	14	7	175%
Truancy/Runaway (Child in Need of Supervision)	TR	1.6	4	6	5	125%
Juvenile Total			654	1,558	631	96.5%
Totals			1,351	3,690	1,417	104.9%

New Cases



	Total Filings with %
Custody Visitation (CV)	379 28%
Criminal Misdemeanor (CM)	208 15%
Civil Support (VS)	157 12%
Show Cause (SC)	150 11%
Criminal Felony (CF)	69 5%
Others	388 29%
Total	1,351 100%

Special Case Activities


Emergency Protective Order	PE	1.0	173
Mental Commitment	MC	1.0	10
Non-Case	NC	1.0	6
Emergency Protective Order	PE	1.0	6
Temporary Detention Order	TD	1.0	14

Commonwealth of Virginia
Caseload Statistics of the J&DR District Courts

Norfolk

March 2016

	Filing Type	Hearings Per Case	Filings	Hearings	Concluded	Clearance Rate
Adult						
Protective Order - Non Family Abuse	AP	2.0	2	3	1	50%
Bond Forfeiture Show Cause	BF	0.0	1	1	0	0%
Capias	CA	3.8	113	464	134	119%
Criminal Felony	CF	3.6	48	194	67	140%
Criminal Misdemeanor	CM	3.1	214	751	253	118%
Protective Order – Family Abuse	FP	2.1	42	97	46	110%
Motion - Modify Protective Order	MP	1.1	6	7	7	117%
Other	OT	1.4	8	16	8	100%
Protective Order – Stalking/Acts of Violence	PC	1.0	2	2	2	100%
Remand Support	RS	1.0	5	5	5	100%
Show Cause	SC	2.6	252	732	297	118%
Civil Support	VS	1.9	226	447	260	115%
Adult Total			919	2,719	1,080	117.5%
Juvenile						
Abuse or Neglect	AN	3.7	27	98	18	67%
Protective Order – Non Family Abuse	AP	2.0	3	6	3	100%
Capias	CA	4.0	1	5	1	100%
Child in Need of Services	CS	0.0	0	1	0	0%
Custody Visitation	CV	2.3	464	1,063	523	113%
Delinquency Felony	DF	3.9	25	200	42	168%
Delinquency Misdemeanor	DM	4.2	99	305	75	76%
Foster Care Review	FC	1.8	7	12	11	157%
Initial Foster Care Review	IF	1.5	1	2	2	200%
Motion - Modify Protective Order	MP	1.0	4	4	1	25%
Permanency Planning	PH	1.0	6	6	5	83%
Paternity	PT	1.2	7	12	6	86%
Remand Custody	RC	1.0	11	11	11	100%
Remand Visitation	RV	1.0	11	11	11	100%
Show Cause	SC	2.5	4	15	6	150%
Status Offense	ST	2.8	26	61	24	92%
Traffic	T	1.9	18	43	17	94%
Termination of Parental Rights	TP	2.3	10	23	12	120%
Truancy/Runaway (Child in Need of Supervision)	TR	1.8	6	11	6	100%
Juvenile Total			730	1,889	774	106.0%
Totals			1,649	4,608	1,854	112.4%



	Total Filings with %
Custody Visitation (CV)	464 28%
Show Cause (SC)	256 16%
Civil Support (VS)	226 14%
Criminal Misdemeanor (CM)	214 13%
Capias (CA)	114 7%
Others	375 23%
Total	1,649 100%

Special Case Activities

Non-Case	NC	2.7	0
Emergency Protective Order	PE	1.0	217
Mental Commitment	MC	1.0	10
Non-Case	NC	1.0	16
Temporary Detention Order	TD	1.0	16

Commonwealth of Virginia
Caseload Statistics of the J&DR District Courts

Norfolk

February 2016

	Filing Type	Hearings Per Case	Filings	Hearings	Concluded	Clearance Rate
Adult						
Protective Order - Non Familv Abuse	AP	1.0	2	2	1	50%
Capias	CA	3.4	109	445	113	104%
Criminal Felonv	CF	3.9	47	192	63	134%
Criminal Misdemeanor	CM	3.3	241	767	246	102%
Protective Order – Familv Abuse	FP	2.3	39	72	30	77%
Motion - Modifv Protective Order	MP	1.0	4	4	3	75%
Other	OT	1.8	19	25	13	68%
Remand Support	RS	1.0	7	7	7	100%
Show Cause	SC	2.5	245	682	276	113%
Civil Support	VS	2.1	175	360	201	115%
Adult Total			888	2,556	953	107.3%
Juvenile						
Abuse or Nealect	AN	3.6	16	113	25	156%
Protective Order – Non Familv Abuse	AP	2.0	3	5	2	67%
Capias	CA	3.0	1	5	1	100%
Relief of Custody	CR	3.0	2	3	1	50%
Child in Need of Services	CS	1.0	3	4	1	33%
Custody Visitation	CV	2.2	348	861	417	120%
Delinquency Felonv	DF	5.3	37	197	32	86%
Delinquency Misdemeanor	DM	4.4	44	187	44	100%
Foster Care Review	FC	1.3	18	21	20	111%
Initial Foster Care Review	IF	1.0	11	11	10	91%
Juvenile Support	JS	3.0	0	1	1	0%
Motion - Modifv Protective Order	MP	4.0	0	3	3	0%
Permanency Plannina	PH	1.2	14	21	17	121%
Paternity	PT	1.2	7	12	6	86%
Remand Custody	RC	1.0	10	10	10	100%
Remand Visitation	RV	1.0	10	10	10	100%
Show Cause	SC	3.0	5	14	3	60%
Status Offense	ST	2.8	13	39	15	115%
Traffic	T	1.8	15	31	16	107%
Termination of Parental Rihts	TP	3.5	2	23	12	600%
Truancy/Runaway (Child in Need of Supervision)	TR	1.5	3	6	2	67%
Juvenile Total			562	1,577	648	115.3%
Totals			1,450	4,133	1,601	110.4%



	Total Filings with %
Custody Visitation (CV)	348 24%
Show Cause (SC)	250 17%
Criminal Misdemeanor (CM)	241 17%
Civil Support (VS)	175 12%
Capias (CA)	110 8%
Others	326 22%
Total	1,450 100%

Special Case Activities

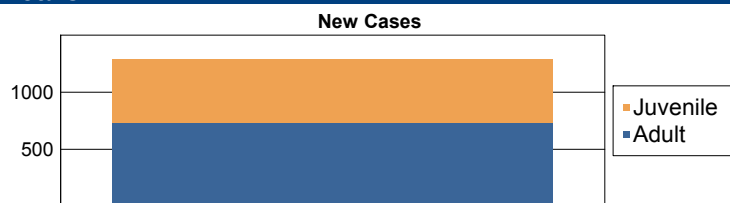
Non-Case	NC	1.8	2
Emergency Protective Order	PE	1.0	178
Mental Commitment	MC	1.0	10
Non-Case	NC	1.1	7
Temporaru Detention Order	TD	1.0	6

Commonwealth of Virginia
Caseload Statistics of the J&DR District Courts

Norfolk

January 2016

	Filing Type	Hearings Per Case	Filings	Hearings	Concluded	Clearance Rate
Adult						
Protective Order - Non Familv Abuse	AP	1.7	3	5	3	100%
Capias	CA	3.8	78	372	102	131%
Criminal Felonv	CF	4.1	45	158	29	64%
Criminal Misdemeanor	CM	3.3	184	575	171	93%
Protective Order – Familv Abuse	FP	2.4	22	54	23	105%
Other	OT	1.4	10	16	13	130%
Remand Support	RS	1.0	6	6	6	100%
Show Cause	SC	2.8	171	656	254	149%
Civil Support	VS	1.8	210	406	218	104%
Adult Total			729	2,248	819	112.3%
Juvenile						
Abuse or Neglect	AN	4.2	26	137	20	77%
Protective Order – Non Familv Abuse	AP	2.0	1	2	1	100%
Capias	CA	1.0	2	5	1	50%
Relief of Custodv	CR	3.0	0	2	1	0%
Custodv Visitation	CV	2.2	349	813	357	102%
Delinquencv Felonv	DF	5.3	47	200	61	130%
Delinquencv Misdemeanor	DM	4.3	33	197	69	209%
Emancipation	EP	1.0	1	1	1	100%
Foster Care Review	FC	1.3	18	20	17	94%
Initial Foster Care Review	IF	1.4	4	6	5	125%
Motion - Modifv Protective Order	MP	1.0	1	1	1	100%
Permanencv Planning	PH	1.6	10	28	20	200%
Paternity	PT	1.3	7	14	7	100%
Remand Custodv	RC	1.0	6	6	6	100%
Remand Visitation	RV	1.0	8	8	8	100%
Show Cause	SC	2.8	3	10	4	133%
Status Offense	ST	3.0	17	54	21	124%
Traffic	T	2.3	15	31	19	127%
Termination of Parental Rihts	TP	2.7	7	31	16	229%
Truancv/Runawav (Child in Need of Supervision)	TR	1.5	5	6	4	80%
Juvenile Total			560	1,572	639	114.1%
Totals			1,289	3,820	1,458	113.1%



	Total Filings with %
Custody Visitation (CV)	349 27%
Civil Support (VS)	210 16%
Criminal Misdemeanor (CM)	184 14%
Show Cause (SC)	174 13%
Capias (CA)	80 6%
Others	292 23%
Total	1,289 100%

Special Case Activities

Non-Case	NC	1.3	3
Emeraencv Protective Order	PE	1.0	291
Mental Commitment	MC	1.0	7
Non-Case	NC	1.0	6
Emeraencv Protective Order	PE	1.0	4
Temporary Detention Order	TD	1.0	4


**Commonwealth of Virginia
Caseload Statistics of the J&DR District Courts**

Northampton

December 2016

	Filing Type	Hearings Per Case	Filings	Hearings	Concluded	Clearance Rate
Adult						
Capias	CA	3.0	0	2	1	0%
Criminal Felony	CF	2.7	0	4	3	0%
Criminal Misdemeanor	CM	3.0	4	5	1	25%
Protective Order – Family Abuse	FP	0.0	1	1	0	0%
Show Cause	SC	1.8	9	15	5	56%
Civil Support	VS	1.5	5	9	4	80%
Adult Total			19	36	14	73.7%
Juvenile						
Custody Visitation	CV	1.7	9	32	19	211%
Delinquency Felony	DF	4.3	1	9	3	300%
Delinquency Misdemeanor	DM	3.0	3	14	4	133%
Remand Custody	RC	1.0	2	2	2	100%
Remand Visitation	RV	1.0	2	2	2	100%
Status Offense	ST	2.0	0	3	1	0%
Traffic	T	0.0	1	2	0	0%
Truancy/Runaway (Child in Need of Supervision)	TR	2.0	0	2	1	0%
	VA	1.0	1	1	1	100%
Juvenile Total			19	67	33	173.7%
Totals			38	103	47	123.7%

New Cases



	Total Filings with %
Custody Visitation (CV)	9 24%
Show Cause (SC)	9 24%
Civil Support (VS)	5 13%
Criminal Misdemeanor (CM)	4 11%
Delinquency Misdemeanor (DM)	3 8%
Others	8 21%
Total	38 100%

Special Case Activities

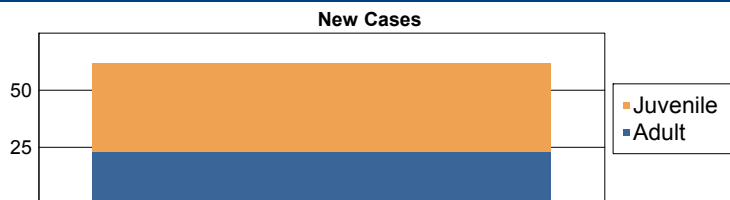
Emergency Protective Order	PE	1.0	6
----------------------------	----	-----	---

Commonwealth of Virginia
Caseload Statistics of the J&DR District Courts

Northampton

November 2016

	Filing Type	Hearings Per Case	Filings	Hearings	Concluded	Clearance Rate
Adult						
Capias	CA	1.0	3	3	2	67%
Criminal Felony	CF	0.0	3	6	0	0%
Criminal Misdemeanor	CM	1.7	5	14	3	60%
Protective Order – Family Abuse	FP	2.5	0	2	2	0%
Show Cause	SC	2.4	5	10	5	100%
Civil Support	VS	1.4	7	10	9	129%
Adult Total			23	45	21	91.3%
Juvenile						
Custody Visitation	CV	1.3	23	29	12	52%
Delinquency Felony	DF	3.4	0	11	8	0%
Delinquency Misdemeanor	DM	3.0	4	22	12	300%
Remand Custody	RC	1.0	2	2	2	100%
Remand Visitation	RV	1.0	2	2	2	100%
Status Offense	ST	3.0	4	6	3	75%
Traffic	T	1.3	2	3	3	150%
Truancy/Runaway (Child in Need of Supervision)	TR	0.0	2	2	0	0%
Juvenile Total			39	77	42	107.7%
Totals			62	122	63	101.6%



	Total Filings with %
Custody Visitation (CV)	23 37%
Civil Support (VS)	7 11%
Criminal Misdemeanor (CM)	5 8%
Show Cause (SC)	5 8%
Delinquency Misdemeanor (DM)	4 6%
Others	18 29%
Total	62 100%

Special Case Activities

Emergency Protective Order	PE	1.0	4
----------------------------	----	-----	---

Commonwealth of Virginia
Caseload Statistics of the J&DR District Courts

Northampton

October 2016

	Filing Type	Hearings Per Case	Filings	Hearings	Concluded	Clearance Rate
Adult						
Protective Order - Non Family Abuse	AP	1.0	4	4	4	100%
Criminal Felony	CF	4.0	3	6	3	100%
Criminal Misdemeanor	CM	2.4	7	24	9	129%
Protective Order – Family Abuse	FP	0.0	1	1	0	0%
Show Cause	SC	2.0	11	21	14	127%
Civil Support	VS	1.9	11	15	11	100%
Adult Total			37	71	41	110.8%
Juvenile						
Child in Need of Services	CS	3.0	0	3	3	0%
Custody Visitation	CV	1.8	16	31	12	75%
Delinquency Felony	DF	4.0	2	16	1	50%
Delinquency Misdemeanor	DM	2.7	7	22	3	43%
Entrustment Agreement	ET	1.0	1	1	1	100%
Foster Care Review	FC	1.0	1	1	1	100%
Initial Foster Care Review	IF	1.0	2	2	2	100%
Permanency Planning	PH	1.0	1	1	1	100%
Traffic	T	2.0	2	3	3	150%
Juvenile Total			32	80	27	84.4%
Totals			69	151	68	98.6%



	Total Filings with %
Custody Visitation (CV)	16 23%
Civil Support (VS)	11 16%
Show Cause (SC)	11 16%
Criminal Misdemeanor (CM)	7 10%
Delinquency Misdemeanor (DM)	7 10%
Others	17 25%
Total	69 100%

Special Case Activities

Emergency Protective Order	PE	1.0	2
----------------------------	----	-----	---

Commonwealth of Virginia
Caseload Statistics of the J&DR District Courts
September 2016

Northampton

	Filing Type	Hearings Per Case	Filings	Hearings	Concluded	Clearance Rate
Adult						
Protective Order - Non Family Abuse	AP	3.0	0	4	4	0%
Capias	CA	1.0	2	2	2	100%
Criminal Felony	CF	5.0	1	6	1	100%
Criminal Misdemeanor	CM	3.9	8	24	7	88%
Protective Order – Family Abuse	FP	1.5	2	4	2	100%
Other	OT	1.0	1	1	1	100%
Remand Support	RS	1.0	2	2	2	100%
Show Cause	SC	2.1	6	21	16	267%
Civil Support	VS	2.3	3	10	6	200%
Adult Total			25	74	41	164.0%
Juvenile						
Child in Need of Services	CS	0.0	3	6	0	0%
Custody Visitation	CV	2.1	37	78	28	76%
Delinquency Felony	DF	0.0	3	5	0	0%
Delinquency Misdemeanor	DM	3.0	6	13	4	67%
Status Offense	ST	5.0	0	1	1	0%
Traffic	T	1.8	3	3	4	133%
Juvenile Total			52	106	37	71.2%
Totals			77	180	78	101.3%



	Total Filings with %
Custody Visitation (CV)	37 48%
Criminal Misdemeanor (CM)	8 10%
Delinquency Misdemeanor (DM)	6 8%
Show Cause (SC)	6 8%
Child in Need of Services (CS)	3 4%
Others	17 22%
Total	77 100%

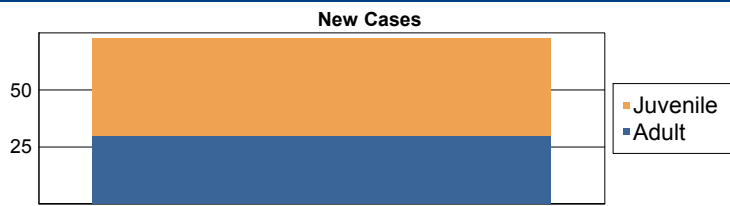
Special Case Activities

Emergency Protective Order	PE	1.0	4
----------------------------	----	-----	---

Commonwealth of Virginia
Caseload Statistics of the J&DR District Courts
August 2016

Northampton

	Filing Type	Hearings Per Case	Filings	Hearings	Concluded	Clearance Rate
Adult						
Protective Order - Non Family Abuse	AP	0.0	0	4	0	0%
Capias	CA	2.0	0	1	1	0%
Criminal Felony	CF	0.0	2	5	0	0%
Criminal Misdemeanor	CM	3.0	5	12	2	40%
Protective Order – Family Abuse	FP	2.0	2	3	1	50%
Show Cause	SC	2.3	11	30	9	82%
Civil Support	VS	1.8	10	19	13	130%
Adult Total			30	74	26	86.7%
Juvenile						
Relief of Custody	CR	2.0	0	1	1	0%
Custody Visitation	CV	1.5	26	49	24	92%
Delinquency Felony	DF	2.0	7	11	2	29%
Delinquency Misdemeanor	DM	3.5	5	33	12	240%
Protective Order – Family Abuse	FP	3.0	0	1	1	0%
Status Offense	ST	4.0	0	6	2	0%
Traffic	T	1.0	5	5	2	40%
Truancy/Runaway (Child in Need of Supervision)	TR	2.0	0	1	1	0%
Juvenile Total			43	107	45	104.7%
Totals			73	181	71	97.3%



	Total Filings with %	
Custody Visitation (CV)	26	36%
Show Cause (SC)	11	15%
Civil Support (VS)	10	14%
Delinquency Felony (DF)	7	10%
Criminal Misdemeanor (CM)	5	7%
Others	14	19%
Total	73	100%

Special Case Activities

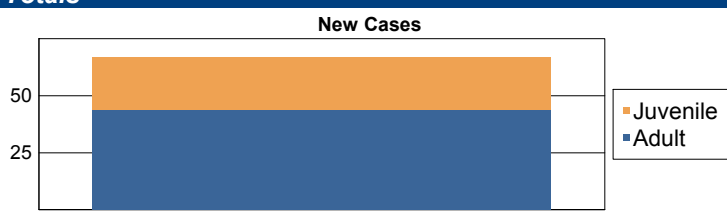
Emergency Protective Order	PE	1.0	8
----------------------------	----	-----	---

Commonwealth of Virginia
Caseload Statistics of the J&DR District Courts

Northampton

July 2016

	Filing Type	Hearings Per Case	Filings	Hearings	Concluded	Clearance Rate
Adult						
Protective Order - Non Family Abuse	AP	0.0	4	4	0	0%
Capias	CA	1.5	2	3	2	100%
Criminal Felony	CF	3.0	0	2	1	0%
Criminal Misdemeanor	CM	6.3	5	13	6	120%
Show Cause	SC	1.8	24	33	17	71%
Civil Support	VS	1.2	9	13	6	67%
Adult Total			44	68	32	72.7%
Juvenile						
Custody Visitation	CV	2.9	5	47	29	580%
Delinquency Felony	DF	6.0	2	8	2	100%
Delinquency Misdemeanor	DM	2.5	14	20	4	29%
Protective Order – Family Abuse	FP	0.0	1	2	0	0%
Status Offense	ST	0.0	0	3	0	0%
Traffic	T	0.0	1	1	0	0%
Juvenile Total			23	81	35	152.2%
Totals			67	149	67	100.0%



	Total Filings with %
Show Cause (SC)	24 36%
Delinquency Misdemeanor (DM)	14 21%
Civil Support (VS)	9 13%
Criminal Misdemeanor (CM)	5 7%
Custody Visitation (CV)	5 7%
Others	10 15%
Total	67 100%

Special Case Activities

Emergency Protective Order	PE	1.0	4
Emergency Protective Order	PE	1.0	2

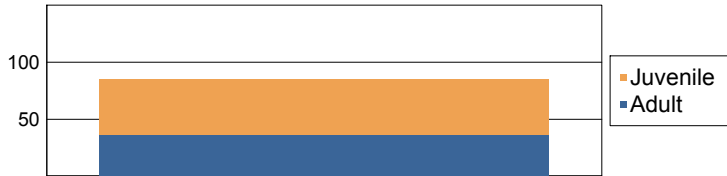
Commonwealth of Virginia
Caseload Statistics of the J&DR District Courts

Northampton

June 2016

	Filing Type	Hearings Per Case	Filings	Hearings	Concluded	Clearance Rate
Adult						
Capias	CA	1.7	2	3	3	150%
Criminal Felony	CF	2.7	1	5	3	300%
Criminal Misdemeanor	CM	2.0	6	21	4	67%
Protective Order – Family Abuse	FP	2.0	0	1	1	0%
Other	OT	1.0	1	1	1	100%
Show Cause	SC	2.1	12	28	22	183%
Civil Support	VS	1.6	14	22	12	86%
Adult Total			36	81	46	127.8%
Juvenile						
Relief of Custody	CR	0.0	1	1	0	0%
Custody Visitation	CV	1.5	33	49	28	85%
Delinquency Felony	DF	4.0	3	9	2	67%
Delinquency Misdemeanor	DM	3.3	2	10	3	150%
Status Offense	ST	1.2	8	11	6	75%
Traffic	T	1.0	1	1	1	100%
Truancy/Runaway (Child in Need of Supervision)	TR	0.0	1	1	0	0%
Juvenile Total			49	82	40	81.6%
Totals			85	163	86	101.2%

New Cases



	Total Filings with %
Custody Visitation (CV)	33 39%
Civil Support (VS)	14 16%
Show Cause (SC)	12 14%
Status Offense (ST)	8 9%
Criminal Misdemeanor (CM)	6 7%
Others	12 14%
Total	85 100%

Special Case Activities

Emergency Protective Order	PE	1.0	2
Emergency Protective Order	PE	1.0	4

Commonwealth of Virginia
Caseload Statistics of the J&DR District Courts
 May 2016

Northampton

	Filing Type	Hearings Per Case	Filings	Hearings	Concluded	Clearance Rate
Adult						
Capias	CA	1.3	2	4	3	150%
Criminal Felonv	CF	0.0	3	3	0	0%
Criminal Misdemeanor	CM	2.0	3	15	1	33%
Protective Order – Family Abuse	FP	1.5	3	4	2	67%
Motion - Modifv Protective Order	MP	1.0	1	1	1	100%
Remand Support	RS	1.0	1	1	1	100%
Show Cause	SC	2.4	8	24	13	163%
Civil Support	VS	1.5	7	16	11	157%
Adult Total			28	68	32	114.3%
Juvenile						
Custody Visitation	CV	2.5	21	46	33	157%
Delinquency Felonv	DF	5.0	0	1	1	0%
Delinquency Misdemeanor	DM	3.7	4	12	6	150%
Paternity	PT	3.0	0	1	1	0%
Remand Custody	RC	1.0	3	3	3	100%
Remand Visitation	RV	1.0	3	3	3	100%
Status Offense	ST	0.0	2	2	0	0%
Traffic	T	1.2	5	6	6	120%
Juvenile Total			38	74	53	139.5%
Totals			66	142	85	128.8%



	Total Filings with %
Custody Visitation (CV)	21 32%
Show Cause (SC)	8 12%
Civil Support (VS)	7 11%
Traffic (T)	5 8%
Delinquency Misdemeanor (DM)	4 6%
Others	21 32%
Total	66 100%

Special Case Activities

Emergency Protective Order	PE	1.0	9
----------------------------	----	-----	---

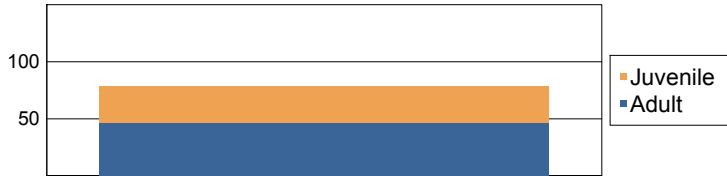
Commonwealth of Virginia
 Caseload Statistics of the J&DR District Courts

Northampton

April 2016

	Filing Type	Hearings Per Case	Filings	Hearings	Concluded	Clearance Rate
Adult						
Capias	CA	1.7	2	4	3	150%
Criminal Felonv	CF	1.0	1	3	1	100%
Criminal Misdemeanor	CM	3.6	6	17	7	117%
Other	OT	1.0	1	1	1	100%
Show Cause	SC	1.6	24	42	18	75%
Civil Support	VS	1.2	13	16	9	69%
Adult Total			47	83	39	83.0%
Juvenile						
Custody Visitation	CV	2.2	20	30	10	50%
Delinquency Felonv	DF	2.6	3	10	5	167%
Delinquency Misdemeanor	DM	3.0	4	11	5	125%
Permanency Planning	PH	1.0	1	1	1	100%
Status Offense	ST	2.0	3	6	2	67%
Traffic	T	0.0	1	1	0	0%
Juvenile Total			32	59	23	71.9%
Totals			79	142	62	78.5%

New Cases



	Total Filings with %
Show Cause (SC)	24 30%
Custody Visitation (CV)	20 25%
Civil Support (VS)	13 16%
Criminal Misdemeanor (CM)	6 8%
Delinquency Misdemeanor (DM)	4 5%
Others	12 15%
Total	79 100%

Special Case Activities

Emergency Protective Order	PE	1.0	3
Emergency Protective Order	PE	1.0	2

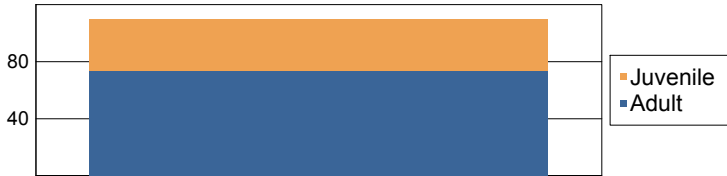
Commonwealth of Virginia
Caseload Statistics of the J&DR District Courts

Northampton

March 2016

	Filing Type	Hearings Per Case	Filings	Hearings	Concluded	Clearance Rate
Adult						
Capias	CA	2.0	2	7	4	200%
Criminal Felony	CF	4.9	5	16	7	140%
Criminal Misdemeanor	CM	3.1	5	29	9	180%
Protective Order – Family Abuse	FP	1.5	1	2	2	200%
Motion - Modifv Protective Order	MP	1.0	1	1	1	100%
Other	OT	1.0	39	39	39	100%
Show Cause	SC	1.9	7	17	8	114%
Civil Support	VS	1.1	14	16	11	79%
Adult Total			74	127	81	109.5%
Juvenile						
Custody Visitation	CV	2.0	28	56	27	96%
Delinquency Felony	DF	3.0	3	14	6	200%
Delinquency Misdemeanor	DM	2.6	1	10	5	500%
Foster Care Review	FC	1.0	1	1	1	100%
Paternity	PT	0.0	1	2	0	0%
Status Offense	ST	3.0	0	2	1	0%
Traffic	T	1.0	1	0	1	100%
Truancy/Runaway (Child in Need of Supervision)	TR	1.5	1	2	2	200%
Juvenile Total			36	87	43	119.4%
Totals			110	214	124	112.7%

New Cases



	Total Filings with %
Other (OT)	39 35%
Custody Visitation (CV)	28 25%
Civil Support (VS)	14 13%
Show Cause (SC)	7 6%
Criminal Felony (CF)	5 5%
Others	17 15%
Total	110 100%

Special Case Activities

Emergency Protective Order	PE	1.0	7
----------------------------	----	-----	---


Commonwealth of Virginia
Caseload Statistics of the J&DR District Courts

Northampton

February 2016

	Filing Type	Hearings Per Case	Filings	Hearings	Concluded	Clearance Rate
Adult						
Capias	CA	1.0	3	3	3	100%
Criminal Felony	CF	0.0	2	11	0	0%
Criminal Misdemeanor	CM	2.8	11	23	8	73%
Protective Order – Family Abuse	FP	2.0	1	2	1	100%
Motion - Modifv Protective Order	MP	1.0	1	1	1	100%
Show Cause	SC	1.9	17	31	13	76%
Civil Support	VS	1.2	12	15	9	75%
Adult Total			47	86	35	74.5%
Juvenile						
Protective Order – Non Familv Abuse	AP	2.0	1	2	1	100%
Custody Visitation	CV	2.1	25	50	22	88%
Delinquency Felony	DF	0.0	6	12	0	0%
Delinquency Misdemeanor	DM	1.7	7	10	3	43%
Status Offense	ST	1.0	4	5	4	100%
Traffic	T	1.0	2	2	2	100%
Juvenile Total			45	81	32	71.1%
Totals			92	167	67	72.8%

New Cases



	Total Filings with %	
Custody Visitation (CV)	25	27%
Show Cause (SC)	17	18%
Civil Support (VS)	12	13%
Criminal Misdemeanor (CM)	11	12%
Delinquency Misdemeanor (DM)	7	8%
Others	20	22%
Total	92	100%

Special Case Activities

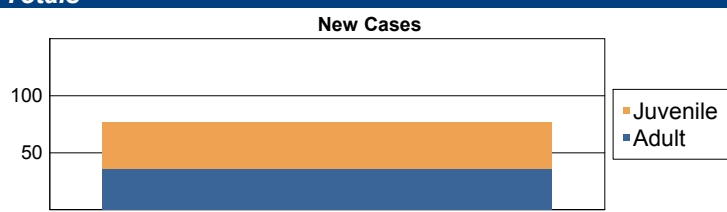
Emergency Protective Order	PE	1.0	5
Emergency Protective Order	PE	1.0	2

Commonwealth of Virginia
Caseload Statistics of the J&DR District Courts

Northampton

January 2016

	Filing Type	Hearings Per Case	Filings	Hearings	Concluded	Clearance Rate
Adult						
Capias	CA	1.8	4	7	4	100%
Criminal Felony	CF	0.0	0	4	0	0%
Criminal Misdemeanor	CM	3.0	7	14	2	29%
Protective Order – Family Abuse	FP	5.0	1	2	1	100%
Show Cause	SC	1.9	17	28	15	88%
Civil Support	VS	1.3	7	8	7	100%
Adult Total			36	63	29	80.6%
Juvenile						
Custody Visitation	CV	1.7	32	67	40	125%
Delinquency Felony	DF	4.0	2	6	1	50%
Delinquency Misdemeanor	DM	3.1	4	23	16	400%
Status Offense	ST	2.0	1	2	1	100%
Traffic	T	3.3	1	5	4	400%
Truancy/Runaway (Child in Need of Supervision)	TR	0.0	1	1	0	0%
Juvenile Total			41	104	62	151.2%
Totals			77	167	91	118.2%



	Total Filings with %
Custody Visitation (CV)	32 42%
Show Cause (SC)	17 22%
Civil Support (VS)	7 9%
Criminal Misdemeanor (CM)	7 9%
Capias (CA)	4 5%
Others	10 13%
Total	77 100%

Special Case Activities

Emergency Protective Order	PE	1.0	5
----------------------------	----	-----	---

**Commonwealth of Virginia
Caseload Statistics of the J&DR District Courts**

Northumberland

December 2016

	Filing Type	Hearings Per Case	Filings	Hearings	Concluded	Clearance Rate
Adult						
Protective Order - Non Family Abuse	AP	2.0	1	2	1	100%
Capias	CA	2.0	1	14	1	100%
Criminal Felony	CF	1.8	2	9	9	450%
Criminal Misdemeanor	CM	1.5	12	19	13	108%
Motion - Modify Protective Order	MP	1.0	1	1	1	100%
Show Cause	SC	2.1	5	20	8	160%
Restricted License - Support	SL	0.0	0	1	0	0%
Civil Support	VS	1.6	8	14	8	100%
Adult Total			30	80	41	136.7%
Juvenile						
Abuse or Neglect	AN	3.0	0	3	3	0%
Protective Order – Non Family Abuse	AP	2.0	1	2	1	100%
Child in Need of Services	CS	0.0	0	1	0	0%
Custody Visitation	CV	1.7	31	48	32	103%
Delinquency Felony	DF	5.0	1	4	1	100%
Delinquency Misdemeanor	DM	0.0	5	8	0	0%
Remand Custody	RC	1.0	3	3	3	100%
Remand Visitation	RV	1.0	3	3	3	100%
Show Cause	SC	0.0	1	1	0	0%
Traffic	T	2.0	1	1	1	100%
Truancy/Runaway (Child in Need of Supervision)	TR	8.0	0	2	1	0%
Juvenile Total			46	76	45	97.8%
Totals			76	156	86	113.2%

New Cases



	Total Filings with %
Custody Visitation (CV)	31 41%
Criminal Misdemeanor (CM)	12 16%
Civil Support (VS)	8 11%
Show Cause (SC)	6 8%
Delinquency Misdemeanor (DM)	5 7%
Others	14 18%
Total	76 100%

Special Case Activities

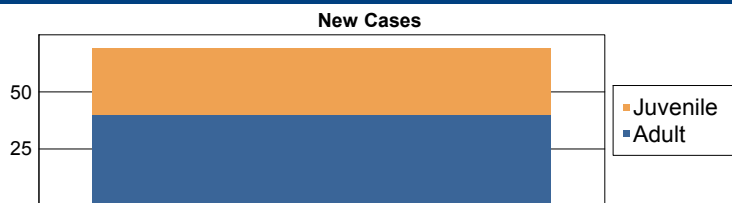
Emergency Protective Order	PE	1.0	3
----------------------------	----	-----	---

**Commonwealth of Virginia
Caseload Statistics of the J&DR District Courts**

Northumberland

November 2016

	Filing Type	Hearings Per Case	Filings	Hearings	Concluded	Clearance Rate
Adult						
Capias	CA	4.3	4	9	6	150%
Criminal Felonv	CF	1.6	5	9	8	160%
Criminal Misdemeanor	CM	2.5	11	23	15	136%
Protective Order – Family Abuse	FP	1.0	2	2	1	50%
Motion - Modifv Protective Order	MP	1.0	1	1	1	100%
Remand Support	RS	1.0	1	1	1	100%
Show Cause	SC	6.1	6	32	9	150%
Civil Support	VS	1.7	10	18	9	90%
Adult Total			40	95	50	125.0%
Juvenile						
Abuse or Neglect	AN	0.0	3	6	0	0%
Protective Order – Non Family Abuse	AP	0.0	1	1	0	0%
Child in Need of Services	CS	0.0	0	5	0	0%
Custody Visitation	CV	7.8	17	47	24	141%
Delinquency Felonv	DF	5.0	0	2	1	0%
Delinquency Misdemeanor	DM	6.0	2	9	4	200%
Foster Care Review	FC	1.0	1	1	1	100%
Paternity	PT	3.0	0	5	1	0%
Remand Custody	RC	1.0	1	1	1	100%
Remand Visitation	RV	1.0	1	1	1	100%
Traffic	T	0.0	3	4	0	0%
Juvenile Total			29	82	33	113.8%
Totals			69	177	83	120.3%



	Total Filings with %
Custody Visitation (CV)	17 25%
Criminal Misdemeanor (CM)	11 16%
Civil Support (VS)	10 14%
Show Cause (SC)	6 9%
Criminal Felony (CF)	5 7%
Others	20 29%
Total	69 100%

Special Case Activities


Emergency Protective Order	PE	1.0	5
----------------------------	----	-----	---

Commonwealth of Virginia
Caseload Statistics of the J&DR District Courts

Northumberland

October 2016

	Filing Type	Hearings Per Case	Filings	Hearings	Concluded	Clearance Rate
Adult						
Capias	CA	1.0	5	6	4	80%
Criminal Felony	CF	2.5	21	41	21	100%
Criminal Misdemeanor	CM	3.7	8	78	40	500%
Protective Order – Family Abuse	FP	2.0	0	3	2	0%
Motion - Modifv Protective Order	MP	1.0	1	1	1	100%
Show Cause	SC	3.0	10	18	6	60%
Restricted License - Support	SL	33.0	0	2	1	0%
Civil Support	VS	1.6	10	17	9	90%
Adult Total			55	166	84	152.7%
Juvenile						
Child in Need of Services	CS	5.0	0	2	1	0%
Custody Visitation	CV	1.3	18	46	20	111%
Delinquency Felony	DF	6.5	0	4	2	0%
Delinquency Misdemeanor	DM	3.8	4	16	5	125%
Paternity	PT	0.0	0	1	0	0%
Remand Custody	RC	1.0	1	1	1	100%
Remand Visitation	RV	1.0	1	1	1	100%
Show Cause	SC	9.0	0	1	1	0%
Traffic	T	1.0	5	4	4	80%
Truancy/Runaway (Child in Need of Supervision)	TR	0.0	0	2	0	0%
Juvenile Total			29	78	35	120.7%
Totals			84	244	119	141.7%



	Total Filings with %
Criminal Felony (CF)	21 25%
Custody Visitation (CV)	18 21%
Civil Support (VS)	10 12%
Show Cause (SC)	10 12%
Criminal Misdemeanor (CM)	8 10%
Others	17 20%
Total	84 100%

Special Case Activities

Emergency Protective Order	PE	1.0	3
----------------------------	----	-----	---

Commonwealth of Virginia
Caseload Statistics of the J&DR District Courts

Northumberland

September 2016

	Filing Type	Hearings Per Case	Filings	Hearings	Concluded	Clearance Rate
Adult						
Protective Order - Non Family Abuse	AP	2.0	1	2	1	100%
Capias	CA	1.5	7	21	8	114%
Criminal Felony	CF	1.5	28	44	41	146%
Criminal Misdemeanor	CM	1.9	20	34	14	70%
Protective Order – Family Abuse	FP	2.7	1	5	3	300%
Show Cause	SC	1.9	7	34	8	114%
Restricted License - Support	SL	3.0	0	3	1	0%
Civil Support	VS	1.8	9	19	9	100%
Adult Total			73	162	85	116.4%
Juvenile						
Protective Order – Non Family Abuse	AP	1.0	1	1	1	100%
Child in Need of Services	CS	0.0	0	1	0	0%
Custody Visitation	CV	4.2	12	26	10	83%
Delinquency Felony	DF	0.0	0	1	0	0%
Delinquency Misdemeanor	DM	5.0	7	12	3	43%
Foster Care Review	FC	1.0	1	1	1	100%
Paternity	PT	1.5	1	2	2	200%
Status Offense	ST	1.0	1	1	1	100%
Traffic	T	1.0	1	1	1	100%
Truancy/Runaway (Child in Need of Supervision)	TR	0.0	0	1	0	0%
Juvenile Total			24	47	19	79.2%
Totals			97	209	104	107.2%



	Total Filings with %
Criminal Felony (CF)	28 29%
Criminal Misdemeanor (CM)	20 21%
Custody Visitation (CV)	12 12%
Civil Support (VS)	9 9%
Capias (CA)	7 7%
Others	21 22%
Total	97 100%

Special Case Activities

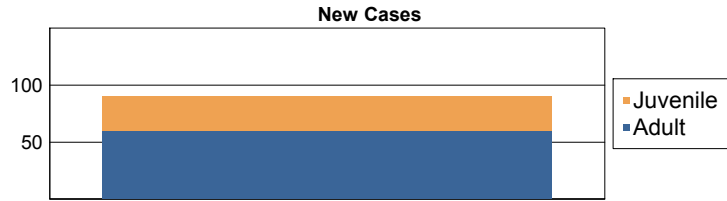
Emergency Protective Order	PE	1.0	6
----------------------------	----	-----	---

Commonwealth of Virginia
Caseload Statistics of the J&DR District Courts
August 2016

Northumberland

	Filing Type	Hearings Per Case	Filings	Hearings	Concluded	Clearance Rate
Adult						
Capias	CA	1.0	4	5	2	50%
Criminal Felony	CF	1.6	13	31	14	108%
Criminal Misdemeanor	CM	1.8	15	57	8	53%
Protective Order – Family Abuse	FP	1.3	7	10	4	57%
Protective Order - Violation of Protective Order Conviction	PV	1.0	1	1	1	100%
Remand Support	RS	1.0	1	1	1	100%
Show Cause	SC	2.0	8	26	8	100%
Restricted License - Support	SL	0.0	0	3	0	0%
Civil Support	VS	1.8	11	19	8	73%
Adult Total			60	153	46	76.7%
Juvenile						
Child in Need of Services	CS	5.0	0	5	1	0%
Custody Visitation	CV	2.8	13	53	21	162%
Delinquency Felony	DF	7.0	1	6	1	100%
Delinquency Misdemeanor	DM	2.3	2	10	3	150%
Paternity	PT	0.0	5	5	0	0%
Remand Custody	RC	1.0	3	3	3	100%
Remand Visitation	RV	1.0	3	3	3	100%
Traffic	T	2.5	3	5	4	133%
Truancy/Runaway (Child in Need of Supervision)	TR	0.0	0	1	0	0%
Juvenile Total			30	91	36	120.0%

Totals			90	244	82	91.1%
---------------	--	--	-----------	------------	-----------	--------------



	Total Filings with %
Criminal Misdemeanor (CM)	15 17%
Criminal Felony (CF)	13 14%
Custody Visitation (CV)	13 14%
Civil Support (VS)	11 12%
Show Cause (SC)	8 9%
Others	30 33%
Total	90 100%

Special Case Activities

Emergency Protective Order	PE	1.0	10
----------------------------	----	-----	----

**Commonwealth of Virginia
Caseload Statistics of the J&DR District Courts**

Northumberland

July 2016

	Filing Type	Hearings Per Case	Filings	Hearings	Concluded	Clearance Rate
Adult						
Capias	CA	3.0	3	10	5	167%
Criminal Felonv	CF	1.8	41	57	33	80%
Criminal Misdemeanor	CM	2.2	33	47	14	42%
Protective Order – Family Abuse	FP	0.0	1	1	0	0%
Motion - Modifv Protective Order	MP	1.2	4	5	5	125%
Remand Support	RS	1.0	2	2	2	100%
Show Cause	SC	3.3	11	40	8	73%
Restricted License - Support	SL	0.0	1	3	0	0%
Civil Support	VS	2.0	9	16	10	111%
Adult Total			105	181	77	73.3%
Juvenile						
Child in Need of Services	CS	0.0	0	6	0	0%
Custody Visitation	CV	1.5	22	60	23	105%
Delinquency Felonv	DF	0.0	0	2	0	0%
Delinquency Misdemeanor	DM	4.7	0	12	7	0%
Remand Custody	RC	1.0	3	3	3	100%
Remand Visitation	RV	1.0	3	3	3	100%
Show Cause	SC	2.0	0	2	1	0%
Traffic	T	1.8	3	5	6	200%
Truancy/Runaway (Child in Need of Supervision)	TR	0.0	0	1	0	0%
Juvenile Total			31	94	43	138.7%
Totals			136	275	120	88.2%



	Total Filings with %
Criminal Felony (CF)	41 30%
Criminal Misdemeanor (CM)	33 24%
Custody Visitation (CV)	22 16%
Show Cause (SC)	11 8%
Civil Support (VS)	9 7%
Others	20 15%
Total	136 100%

Special Case Activities

Emergency Protective Order	PE	1.0	3
----------------------------	----	-----	---

**Commonwealth of Virginia
Caseload Statistics of the J&DR District Courts**

Northumberland

June 2016

	Filing Type	Hearings Per Case	Filings	Hearings	Concluded	Clearance Rate
Adult						
Capias	CA	5.0	0	15	1	0%
Criminal Felony	CF	1.7	20	40	18	90%
Criminal Misdemeanor	CM	1.8	21	50	29	138%
Protective Order – Family Abuse	FP	2.0	1	3	1	100%
Show Cause	SC	4.0	7	40	7	100%
Restricted License - Support	SL	0.0	1	2	0	0%
Civil Support	VS	1.6	10	16	5	50%
Adult Total			60	166	61	101.7%
Juvenile						
Abuse or Neglect	AN	4.0	0	4	4	0%
Child in Need of Services	CS	6.0	2	10	4	200%
Custody Visitation	CV	1.6	23	62	23	100%
Delinquency Felony	DF	4.6	3	14	7	233%
Delinquency Misdemeanor	DM	4.7	2	13	3	150%
Initial Foster Care Review	IF	1.0	1	1	1	100%
Paternity	PT	0.0	1	1	0	0%
Remand Custody	RC	1.0	1	1	1	100%
Show Cause	SC	1.0	1	1	1	100%
Traffic	T	1.0	3	5	3	100%
Truancy/Runaway (Child in Need of Supervision)	TR	4.0	0	3	1	0%
Juvenile Total			37	115	48	129.7%
Totals			97	281	109	112.4%



	Total Filings with %
Custody Visitation (CV)	23 24%
Criminal Misdemeanor (CM)	21 22%
Criminal Felony (CF)	20 21%
Civil Support (VS)	10 10%
Show Cause (SC)	8 8%
Others	15 15%
Total	97 100%

Special Case Activities

Emergency Protective Order	PE	1.0	5
----------------------------	----	-----	---

Commonwealth of Virginia
Caseload Statistics of the J&DR District Courts

Northumberland

May 2016

	Filing Type	Hearings Per Case	Filings	Hearings	Concluded	Clearance Rate
Adult						
Protective Order - Non Family Abuse	AP	1.3	2	3	3	150%
Capias	CA	3.0	1	7	1	100%
Criminal Felony	CF	1.2	15	24	14	93%
Criminal Misdemeanor	CM	2.0	10	16	3	30%
Show Cause	SC	4.7	5	38	7	140%
Restricted License - Support	SL	2.0	0	2	1	0%
Civil Support	VS	1.8	6	10	6	100%
Adult Total			39	100	35	89.7%
Juvenile						
Abuse or Neglect	AN	0.0	0	4	0	0%
Protective Order – Non Family Abuse	AP	2.0	0	2	2	0%
Child in Need of Services	CS	4.0	3	11	1	33%
Custody Visitation	CV	2.3	11	43	24	218%
Delinquency Felony	DF	0.0	0	9	0	0%
Delinquency Misdemeanor	DM	3.8	8	23	8	100%
Foster Care Review	FC	1.0	3	3	3	100%
Paternity	PT	1.5	1	2	2	200%
Show Cause	SC	1.0	2	2	1	50%
Traffic	T	2.3	2	7	3	150%
Truancy/Runaway (Child in Need of Supervision)	TR	4.0	1	4	1	100%
Juvenile Total			31	110	45	145.2%
Totals			70	210	80	114.3%



	Total Filings with %
Criminal Felony (CF)	15 21%
Custody Visitation (CV)	11 16%
Criminal Misdemeanor (CM)	10 14%
Delinquency Misdemeanor (DM)	8 11%
Show Cause (SC)	7 10%
Others	19 27%
Total	70 100%

Special Case Activities

Emergency Protective Order	PE	1.0	5
----------------------------	----	-----	---

Commonwealth of Virginia
Caseload Statistics of the J&DR District Courts

Northumberland

April 2016

	Filing Type	Hearings Per Case	Filings	Hearings	Concluded	Clearance Rate
Adult						
Capias	CA	1.0	4	5	1	25%
Criminal Felonv	CF	1.2	24	27	14	58%
Criminal Misdemeanor	CM	1.4	27	35	17	63%
Protective Order – Family Abuse	FP	2.4	1	10	5	500%
Motion - Modifv Protective Order	MP	1.0	3	3	2	67%
Show Cause	SC	2.1	6	27	7	117%
Restricted License - Support	SL	2.0	1	3	1	100%
Civil Support	VS	1.8	3	11	8	267%
Adult Total			69	121	55	79.7%
Juvenile						
Abuse or Neglect	AN	0.0	4	8	0	0%
Protective Order – Non Family Abuse	AP	0.0	2	2	0	0%
Child in Need of Services	CS	2.0	1	3	1	100%
Custody Visitation	CV	1.6	23	53	14	61%
Delinquency Felonv	DF	10.0	0	11	2	0%
Delinquency Misdemeanor	DM	3.0	3	14	4	133%
Show Cause	SC	0.0	0	1	0	0%
Traffic	T	0.0	0	1	0	0%
Truancy/Runaway (Child in Need of Supervision)	TR	2.0	0	5	1	0%
Juvenile Total			33	98	22	66.7%
Totals			102	219	77	75.5%

New Cases



	Total Filings with %	
Criminal Misdemeanor (CM)	27	26%
Criminal Felony (CF)	24	24%
Custody Visitation (CV)	23	23%
Show Cause (SC)	6	6%
Abuse or Neglect (AN)	4	4%
Others	18	18%
Total	102	100%

Special Case Activities

Emergency Protective Order	PE	1.0	6
----------------------------	----	-----	---

Commonwealth of Virginia
Caseload Statistics of the J&DR District Courts

Northumberland

March 2016

	Filing Type	Hearings Per Case	Filings	Hearings	Concluded	Clearance Rate
Adult						
Protective Order - Non Family Abuse	AP	0.0	1	1	0	0%
Capias	CA	2.5	2	19	4	200%
Criminal Felony	CF	1.8	5	10	4	80%
Criminal Misdemeanor	CM	1.6	18	27	19	106%
Protective Order – Family Abuse	FP	0.0	5	5	0	0%
Show Cause	SC	8.5	2	34	2	100%
Restricted License - Support	SL	0.0	0	1	0	0%
Civil Support	VS	2.0	10	18	12	120%
Adult Total			43	115	41	95.3%
Juvenile						
Child in Need of Services	CS	0.0	0	4	0	0%
Custody Visitation	CV	3.0	24	40	11	46%
Delinquency Felony	DF	5.0	1	7	1	100%
Delinquency Misdemeanor	DM	1.0	6	11	1	17%
Paternity	PT	1.0	2	2	1	50%
Traffic	T	1.3	3	3	3	100%
Truancy/Runaway (Child in Need of Supervision)	TR	2.0	3	7	1	33%
Juvenile Total			39	74	18	46.2%
Totals			82	189	59	72.0%



	Total Filings with %	
Custody Visitation (CV)	24	29%
Criminal Misdemeanor (CM)	18	22%
Civil Support (VS)	10	12%
Delinquency Misdemeanor (DM)	6	7%
Criminal Felony (CF)	5	6%
Others	19	23%
Total	82	100%

Special Case Activities

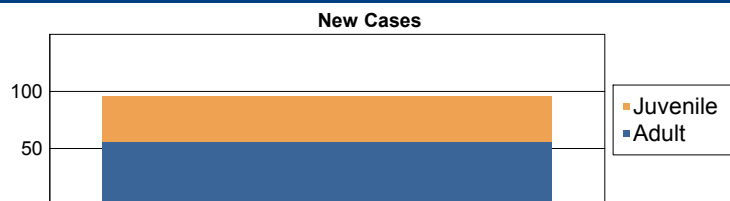
Emergency Protective Order	PE	1.0	7
----------------------------	----	-----	---

**Commonwealth of Virginia
Caseload Statistics of the J&DR District Courts**

Northumberland

February 2016

	Filing Type	Hearings Per Case	Filings	Hearings	Concluded	Clearance Rate
Adult						
Capias	CA	5.5	2	5	2	100%
Criminal Felony	CF	1.7	13	37	35	269%
Criminal Misdemeanor	CM	2.2	11	18	11	100%
Protective Order – Family Abuse	FP	2.0	1	2	2	200%
Remand Support	RS	1.0	1	1	1	100%
Show Cause	SC	6.0	11	35	3	27%
Restricted License - Support	SL	0.0	1	2	0	0%
Civil Support	VS	1.1	16	21	9	56%
Adult Total			56	121	63	112.5%
Juvenile						
Child in Need of Services	CS	0.0	1	6	0	0%
Custody Visitation	CV	1.5	18	31	15	83%
Delinquency Felony	DF	5.0	5	8	1	20%
Delinquency Misdemeanor	DM	2.0	6	12	2	33%
Remand Custody	RC	1.0	3	3	3	100%
Remand Visitation	RV	1.0	3	3	3	100%
Status Offense	ST	2.0	1	2	1	100%
Traffic	T	2.0	0	3	3	0%
Truancy/Runaway (Child in Need of Supervision)	TR	0.0	3	3	0	0%
Juvenile Total			40	71	28	70.0%
Totals			96	192	91	94.8%



	Total Filings with %	
Custody Visitation (CV)	18	19%
Civil Support (VS)	16	17%
Criminal Felony (CF)	13	14%
Criminal Misdemeanor (CM)	11	11%
Show Cause (SC)	11	11%
Others	27	28%
Total	96	100%

Special Case Activities

Emergency Protective Order	PE	1.0	2
Non-Case	NC	1.0	1

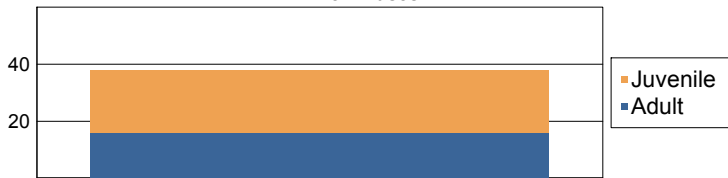
Commonwealth of Virginia
Caseload Statistics of the J&DR District Courts

Northumberland

January 2016

	Filing Type	Hearings Per Case	Filings	Hearings	Concluded	Clearance Rate
Adult						
Protective Order - Non Family Abuse	AP	2.0	0	1	1	0%
Capias	CA	1.0	2	2	1	50%
Criminal Felony	CF	2.4	5	9	5	100%
Criminal Misdemeanor	CM	2.6	2	9	5	250%
Protective Order – Family Abuse	FP	2.5	1	4	2	200%
Motion - Modify Protective Order	MP	1.0	1	1	1	100%
Show Cause	SC	3.2	3	10	6	200%
Civil Support	VS	1.3	2	3	3	150%
Adult Total			16	39	24	150.0%
Juvenile						
Child in Need of Services	CS	5.5	3	6	2	67%
Custody Visitation	CV	2.0	12	25	6	50%
Delinquency Felony	DF	0.0	2	3	0	0%
Delinquency Misdemeanor	DM	2.0	1	22	18	1,800%
Show Cause	SC	0.0	0	1	0	0%
Traffic	T	1.0	4	4	2	50%
Juvenile Total			22	61	28	127.3%
Totals			38	100	52	136.8%

New Cases



	Total Filings with %
Custody Visitation (CV)	12 32%
Criminal Felony (CF)	5 13%
Traffic (T)	4 11%
Child in Need of Services (CS)	3 8%
Show Cause (SC)	3 8%
Others	11 29%
Total	38 100%

Special Case Activities

Emergency Protective Order	PE	1.0	3
----------------------------	----	-----	---

Commonwealth of Virginia
Caseload Statistics of the J&DR District Courts

Nottoway

December 2016

	Filing Type	Hearings Per Case	Filings	Hearings	Concluded	Clearance Rate
Adult						
Capias	CA	3.3	3	12	3	100%
Criminal Felonv	CF	2.8	5	16	4	80%
Criminal Misdemeanor	CM	4.0	5	26	10	200%
Protective Order – Family Abuse	FP	2.2	5	9	5	100%
Show Cause	SC	4.0	6	29	8	133%
Civil Support	VS	2.3	6	18	10	167%
Adult Total			30	110	40	133.3%
Juvenile						
Abuse or Neglect	AN	0.0	1	1	0	0%
Custody Visitation	CV	3.0	21	82	51	243%
Delinquency Felonv	DF	2.6	2	24	11	550%
Delinquency Misdemeanor	DM	2.5	10	40	18	180%
Remand Custody	RC	1.0	1	1	1	100%
Show Cause	SC	3.7	10	13	3	30%
Status Offense	ST	2.0	1	4	1	100%
Traffic	T	1.0	1	1	1	100%
Truancy/Runaway (Child in Need of Supervision)	TR	0.0	2	2	0	0%
Juvenile Total			49	168	86	175.5%
Totals			79	278	126	159.5%



	Total Filings with %	
Custody Visitation (CV)	21	27%
Show Cause (SC)	16	20%
Delinquency Misdemeanor (DM)	10	13%
Civil Support (VS)	6	8%
Criminal Felony (CF)	5	6%
Others	21	27%
Total	79	100%

Special Case Activities

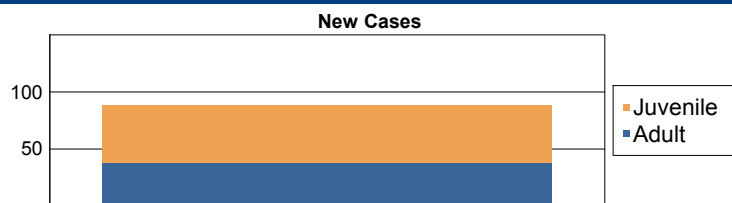
Emergency Protective Order	PE	1.0	7
----------------------------	----	-----	---

**Commonwealth of Virginia
Caseload Statistics of the J&DR District Courts**

Nottoway

November 2016

	Filing Type	Hearings Per Case	Filings	Hearings	Concluded	Clearance Rate
Adult						
Capias	CA	2.0	2	6	4	200%
Criminal Felony	CF	5.0	4	6	2	50%
Criminal Misdemeanor	CM	3.5	9	19	6	67%
Protective Order – Family Abuse	FP	1.0	2	2	1	50%
Other	OT	1.0	1	1	1	100%
Show Cause	SC	3.2	12	37	15	125%
Civil Support	VS	2.4	8	28	17	213%
Adult Total			38	99	46	121.1%
Juvenile						
Child in Need of Services	CS	0.0	0	1	0	0%
Custody Visitation	CV	2.3	21	71	30	143%
Delinquency Felony	DF	2.0	11	19	2	18%
Delinquency Misdemeanor	DM	2.7	8	18	3	38%
Show Cause	SC	2.4	4	14	5	125%
Status Offense	ST	0.0	2	2	0	0%
Traffic	T	1.7	3	4	3	100%
Truancy/Runaway (Child in Need of Supervision)	TR	0.0	1	2	0	0%
Juvenile Total			50	131	43	86.0%
Totals			88	230	89	101.1%



	Total Filings with %	
Custody Visitation (CV)	21	24%
Show Cause (SC)	16	18%
Delinquency Felony (DF)	11	13%
Criminal Misdemeanor (CM)	9	10%
Civil Support (VS)	8	9%
Others	23	26%
Total	88	100%

Special Case Activities

Emergency Protective Order	PE	1.0	9
----------------------------	----	-----	---

Commonwealth of Virginia
Caseload Statistics of the J&DR District Courts

Nottoway

October 2016

	Filing Type	Hearings Per Case	Filings	Hearings	Concluded	Clearance Rate
Adult						
Capias	CA	2.0	3	8	4	133%
Criminal Felony	CF	3.0	1	7	3	300%
Criminal Misdemeanor	CM	5.0	5	26	6	120%
Protective Order – Family Abuse	FP	2.0	2	4	4	200%
Other	OT	1.5	1	2	2	200%
Remand Support	RS	1.0	1	1	1	100%
Show Cause	SC	3.3	8	29	11	138%
Civil Support	VS	1.7	9	22	12	133%
Adult Total			30	99	43	143.3%
Juvenile						
Abuse or Neglect	AN	0.0	0	3	0	0%
Relief of Custody	CR	0.0	0	3	0	0%
Child in Need of Services	CS	0.0	1	1	0	0%
Custody Visitation	CV	2.1	11	48	20	182%
Delinquency Felony	DF	0.0	7	9	0	0%
Delinquency Misdemeanor	DM	1.0	12	17	1	8%
Show Cause	SC	1.6	6	13	5	83%
Traffic	T	1.3	2	3	3	150%
Truancy/Runaway (Child in Need of Supervision)	TR	2.6	0	6	5	0%
Juvenile Total			39	103	34	87.2%
Totals			69	202	77	111.6%



	Total Filings with %
Show Cause (SC)	14 20%
Delinquency Misdemeanor (DM)	12 17%
Custody Visitation (CV)	11 16%
Civil Support (VS)	9 13%
Delinquency Felony (DF)	7 10%
Others	16 23%
Total	69 100%

Special Case Activities

Emergency Protective Order	PE	1.0	3
Emergency Custody Order	EC	1.0	2
Non-Case	NC	2.0	0
Temporary Detention Order	TD	1.0	2

Commonwealth of Virginia
Caseload Statistics of the J&DR District Courts

Nottoway

September 2016

	Filing Type	Hearings Per Case	Filings	Hearings	Concluded	Clearance Rate
Adult						
Capias	CA	1.5	1	3	2	200%
Criminal Felony	CF	2.3	3	13	4	133%
Criminal Misdemeanor	CM	2.9	9	29	10	111%
Protective Order – Family Abuse	FP	2.0	5	11	6	120%
Other	OT	0.0	1	1	0	0%
Show Cause	SC	1.9	17	40	14	82%
Civil Support	VS	2.1	23	34	15	65%
Adult Total			59	131	51	86.4%
Juvenile						
Abuse or Neglect	AN	0.0	3	3	0	0%
Relief of Custody	CR	0.0	3	3	0	0%
Child in Need of Services	CS	0.0	3	10	0	0%
Custody Visitation	CV	2.0	72	111	39	54%
Delinquency Felony	DF	0.0	2	2	0	0%
Delinquency Misdemeanor	DM	2.0	8	12	1	13%
Initial Foster Care Review	IF	1.0	1	1	1	100%
Paternity	PT	1.5	1	2	2	200%
Show Cause	SC	2.0	8	11	5	63%
Traffic	T	2.0	0	2	1	0%
Juvenile Total			101	157	49	48.5%
Totals			160	288	100	62.5%



	Total Filings with %	
Custody Visitation (CV)	72	45%
Show Cause (SC)	25	16%
Civil Support (VS)	23	14%
Criminal Misdemeanor (CM)	9	6%
Delinquency Misdemeanor (DM)	8	5%
Others	23	14%
Total	160	100%

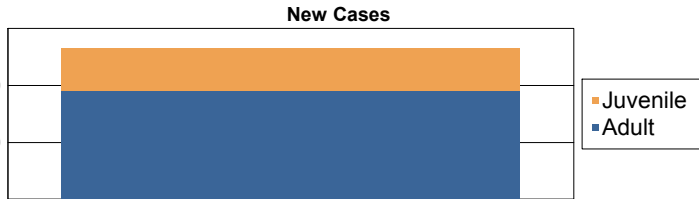
Special Case Activities

Emergency Protective Order	PE	1.0	8
Emergency Custody Order	EC	1.0	4
Non-Case	NC	0.0	1
Temporary Detention Order	TD	1.0	4

Commonwealth of Virginia
Caseload Statistics of the J&DR District Courts
August 2016

Nottoway

	Filing Type	Hearings Per Case	Filings	Hearings	Concluded	Clearance Rate
Adult						
Capias	CA	1.6	5	10	5	100%
Criminal Felony	CF	4.0	8	16	6	75%
Criminal Misdemeanor	CM	3.2	5	27	9	180%
Protective Order – Family Abuse	FP	2.5	3	6	2	67%
Other	OT	1.0	1	1	1	100%
Show Cause	SC	2.8	10	28	12	120%
Civil Support	VS	1.8	6	14	5	83%
Adult Total			38	102	40	105.3%
Juvenile						
Custody Visitation	CV	3.6	8	30	13	163%
Delinquency Felony	DF	2.0	0	1	1	0%
Delinquency Misdemeanor	DM	2.0	3	14	12	400%
Show Cause	SC	3.0	2	5	2	100%
Traffic	T	1.0	2	2	1	50%
Truancy/Runaway (Child in Need of Supervision)	TR	4.0	0	2	1	0%
Juvenile Total			15	54	30	200.0%
Totals			53	156	70	132.1%



	Total Filings with %
Show Cause (SC)	12 23%
Criminal Felony (CF)	8 15%
Custody Visitation (CV)	8 15%
Civil Support (VS)	6 11%
Capias (CA)	5 9%
Others	14 26%
Total	53 100%

Special Case Activities

Emergency Protective Order	PE	1.0	6
Emergency Custody Order	EC	1.0	4
Temporary Detention Order	TD	1.0	2

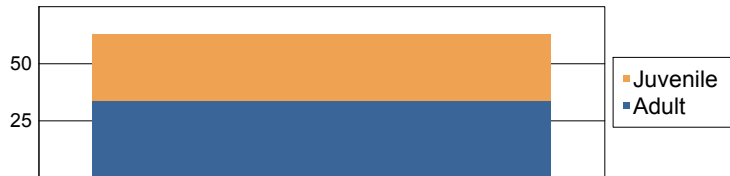
Commonwealth of Virginia
Caseload Statistics of the J&DR District Courts

Nottoway

July 2016

	Filing Type	Hearings Per Case	Filings	Hearings	Concluded	Clearance Rate
Adult						
Capias	CA	2.0	5	7	1	20%
Criminal Felony	CF	2.0	0	1	1	0%
Criminal Misdemeanor	CM	2.2	8	32	6	75%
Protective Order – Family Abuse	FP	2.0	1	2	1	100%
Show Cause	SC	2.5	9	32	6	67%
Civil Support	VS	2.2	11	25	13	118%
Adult Total			34	99	28	82.4%
Juvenile						
Child in Need of Services	CS	0.0	1	3	0	0%
Custody Visitation	CV	2.6	24	69	27	113%
Delinquency Felony	DF	3.0	0	1	1	0%
Delinquency Misdemeanor	DM	3.5	1	4	2	200%
Show Cause	SC	2.5	0	2	2	0%
Traffic	T	1.5	3	4	2	67%
Juvenile Total			29	83	34	117.2%
Totals			63	182	62	98.4%

New Cases



	Total Filings with %
Custody Visitation (CV)	24 38%
Civil Support (VS)	11 17%
Show Cause (SC)	9 14%
Criminal Misdemeanor (CM)	8 13%
Capias (CA)	5 8%
Others	6 10%
Total	63 100%

Special Case Activities

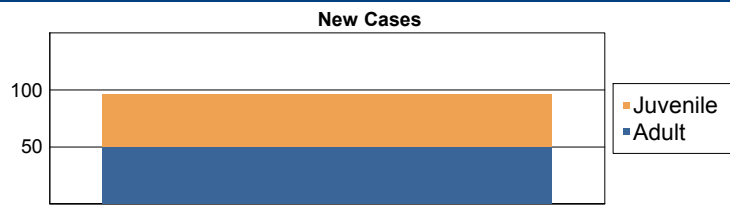
Emergency Protective Order	PE	1.0	5
----------------------------	----	-----	---

Commonwealth of Virginia
Caseload Statistics of the J&DR District Courts

Nottoway

June 2016

	Filing Type	Hearings Per Case	Filings	Hearings	Concluded	Clearance Rate
Adult						
Capias	CA	2.7	3	9	3	100%
Criminal Felony	CF	3.3	1	8	3	300%
Criminal Misdemeanor	CM	2.7	17	37	12	71%
Protective Order – Family Abuse	FP	3.0	4	12	7	175%
Show Cause	SC	3.4	10	44	16	160%
Civil Support	VS	2.5	15	32	15	100%
Adult Total			50	142	56	112.0%
Juvenile						
Child in Need of Services	CS	0.0	1	2	0	0%
Custody Visitation	CV	3.8	22	50	17	77%
Delinquency Felony	DF	3.2	2	16	9	450%
Delinquency Misdemeanor	DM	3.0	12	42	23	192%
Paternity	PT	2.0	1	2	1	100%
Child at Risk of Abuse or Neglect	RI	4.0	0	1	1	0%
Show Cause	SC	2.9	3	18	11	367%
Status Offense	ST	4.0	0	2	1	0%
Traffic	T	2.1	5	10	10	200%
Juvenile Total			46	143	73	158.7%
Totals			96	285	129	134.4%



	Total Filings with %
Custody Visitation (CV)	22 23%
Criminal Misdemeanor (CM)	17 18%
Civil Support (VS)	15 16%
Show Cause (SC)	13 14%
Delinquency Misdemeanor (DM)	12 13%
Others	17 18%
Total	96 100%

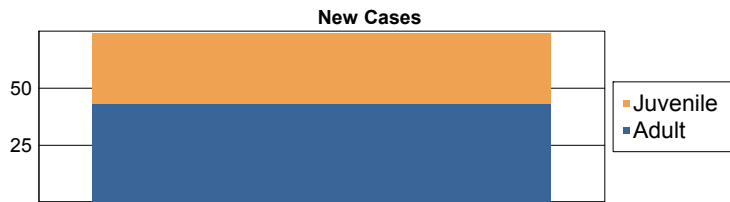
Special Case Activities

Emergency Protective Order	PE	1.0	8
----------------------------	----	-----	---

Commonwealth of Virginia
Caseload Statistics of the J&DR District Courts
 May 2016

Nottoway

	Filing Type	Hearings Per Case	Filings	Hearings	Concluded	Clearance Rate
Adult						
Capias	CA	2.2	2	8	6	300%
Criminal Felony	CF	2.0	2	7	1	50%
Criminal Misdemeanor	CM	3.0	7	29	10	143%
Protective Order – Family Abuse	FP	3.0	1	6	1	100%
Other	OT	1.0	2	2	2	100%
Show Cause	SC	2.1	19	40	16	84%
Civil Support	VS	2.9	10	26	11	110%
Adult Total			43	118	47	109.3%
Juvenile						
Custody Visitation	CV	2.5	8	26	4	50%
Delinquency Felony	DF	4.0	5	9	2	40%
Delinquency Misdemeanor	DM	2.4	9	16	7	78%
Show Cause	SC	2.3	7	15	3	43%
Status Offense	ST	0.0	1	2	0	0%
Traffic	T	2.0	1	5	2	200%
Truancy/Runaway (Child in Need of Supervision)	TR	0.0	0	3	0	0%
Juvenile Total			31	76	18	58.1%
Totals			74	194	65	87.8%



	Total Filings with %	
Show Cause (SC)	26	35%
Civil Support (VS)	10	14%
Delinquency Misdemeanor (DM)	9	12%
Custody Visitation (CV)	8	11%
Criminal Misdemeanor (CM)	7	9%
Others	14	19%
Total	74	100%

Special Case Activities

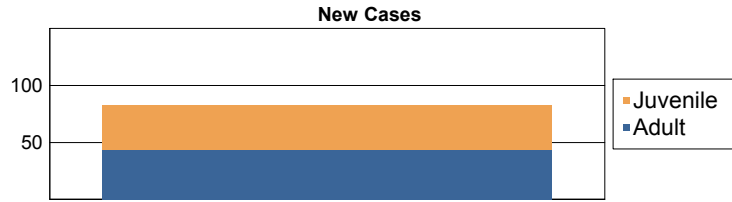
Emergency Protective Order	PE	1.0	2
----------------------------	----	-----	---

Commonwealth of Virginia
Caseload Statistics of the J&DR District Courts

Nottoway

April 2016

	Filing Type	Hearings Per Case	Filings	Hearings	Concluded	Clearance Rate
Adult						
Capias	CA	1.3	7	9	4	57%
Criminal Felony	CF	0.0	0	3	0	0%
Criminal Misdemeanor	CM	2.5	11	32	6	55%
Protective Order – Family Abuse	FP	2.0	2	6	1	50%
Other	OT	2.5	1	3	2	200%
Show Cause	SC	3.2	13	31	11	85%
Civil Support	VS	1.5	10	16	8	80%
Adult Total			44	100	32	72.7%
Juvenile						
Custody Visitation	CV	1.6	23	36	23	100%
Delinquency Felony	DF	5.0	0	7	2	0%
Delinquency Misdemeanor	DM	1.3	2	19	3	150%
Show Cause	SC	2.0	7	15	5	71%
Traffic	T	1.0	4	6	3	75%
Truancy/Runaway (Child in Need of Supervision)	TR	0.0	3	4	0	0%
Juvenile Total			39	87	36	92.3%
Totals			83	187	68	81.9%



	Total Filings with %	
Custody Visitation (CV)	23	28%
Show Cause (SC)	20	24%
Criminal Misdemeanor (CM)	11	13%
Civil Support (VS)	10	12%
Capias (CA)	7	8%
Others	12	14%
Total	83	100%

Special Case Activities

Emergency Protective Order	PE	1.0	9
----------------------------	----	-----	---

**Commonwealth of Virginia
Caseload Statistics of the J&DR District Courts**

Nottoway

March 2016

	Filing Type	Hearings Per Case	Filings	Hearings	Concluded	Clearance Rate
Adult						
Capias	CA	3.0	4	15	7	175%
Criminal Felony	CF	3.3	3	10	3	100%
Criminal Misdemeanor	CM	3.9	15	42	13	87%
Protective Order – Family Abuse	FP	1.5	7	12	4	57%
Other	OT	0.0	1	2	0	0%
Show Cause	SC	2.2	6	24	13	217%
Civil Support	VS	2.2	10	23	12	120%
Adult Total			46	128	52	113.0%
Juvenile						
Custody Visitation	CV	2.1	29	61	19	66%
Delinquency Felony	DF	3.5	3	7	2	67%
Delinquency Misdemeanor	DM	3.0	17	24	8	47%
Paternity	PT	0.0	1	1	0	0%
Remand Custody	RC	1.0	2	2	2	100%
Child at Risk of Abuse or Neglect	RI	0.0	0	1	0	0%
Show Cause	SC	2.4	10	24	13	130%
Traffic	T	2.0	4	6	2	50%
Truancy/Runaway (Child in Need of Supervision)	TR	3.0	3	5	1	33%
Juvenile Total			69	131	47	68.1%
Totals			115	259	99	86.1%



	Total Filings with %
Custody Visitation (CV)	29 25%
Delinquency Misdemeanor (DM)	17 15%
Show Cause (SC)	16 14%
Criminal Misdemeanor (CM)	15 13%
Civil Support (VS)	10 9%
Others	28 24%
Total	115 100%

Special Case Activities

Emergency Protective Order	PE	1.0	5
----------------------------	----	-----	---

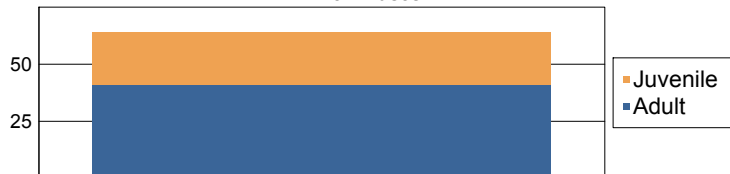
Commonwealth of Virginia
Caseload Statistics of the J&DR District Courts

Nottoway

February 2016

	Filing Type	Hearings Per Case	Filings	Hearings	Concluded	Clearance Rate
Adult						
Capias	CA	3.0	5	10	1	20%
Criminal Felony	CF	1.0	7	9	1	14%
Criminal Misdemeanor	CM	3.7	7	21	7	100%
Protective Order – Family Abuse	FP	2.0	2	4	1	50%
Remand Support	RS	1.0	1	1	1	100%
Show Cause	SC	2.2	9	27	5	56%
Civil Support	VS	2.1	10	28	14	140%
Adult Total			41	100	30	73.2%
Juvenile						
Custody Visitation	CV	2.8	7	57	28	400%
Delinquency Felony	DF	2.4	2	18	10	500%
Delinquency Misdemeanor	DM	2.6	1	21	15	1,500%
Paternity	PT	3.0	0	1	1	0%
Show Cause	SC	2.0	11	20	1	9%
Traffic	T	2.0	2	5	5	250%
Truancy/Runaway (Child in Need of Supervision)	TR	3.0	0	2	1	0%
Juvenile Total			23	124	61	265.2%
Totals			64	224	91	142.2%

New Cases



	Total Filings with %	
Show Cause (SC)	20	31%
Civil Support (VS)	10	16%
Criminal Felony (CF)	7	11%
Criminal Misdemeanor (CM)	7	11%
Custody Visitation (CV)	7	11%
Others	13	20%
Total	64	100%

Special Case Activities

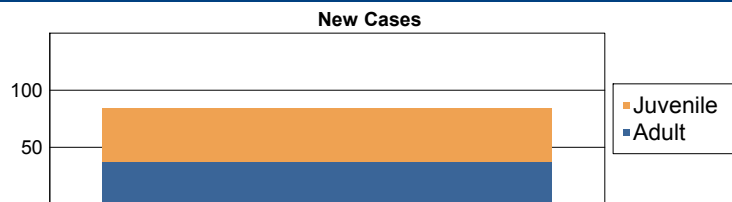
Emergency Protective Order	PE	1.0	3
Temporary Detention Order	TD	1.0	2

**Commonwealth of Virginia
Caseload Statistics of the J&DR District Courts**

Nottoway

January 2016

	Filing Type	Hearings Per Case	Filings	Hearings	Concluded	Clearance Rate
Adult						
Capias	CA	2.0	2	5	2	100%
Criminal Felony	CF	2.0	2	6	4	200%
Criminal Misdemeanor	CM	2.3	11	37	12	109%
Protective Order – Family Abuse	FP	1.3	4	6	3	75%
Other	OT	1.0	2	2	2	100%
Show Cause	SC	2.7	12	32	7	58%
Civil Support	VS	2.4	4	12	5	125%
Adult Total			37	100	35	94.6%
Juvenile						
Custody Visitation	CV	1.8	31	48	30	97%
Delinquency Felony	DF	0.0	0	2	0	0%
Delinquency Misdemeanor	DM	1.8	7	16	6	86%
Paternity	PT	0.0	0	1	0	0%
Show Cause	SC	1.5	3	5	4	133%
Traffic	T	1.3	5	8	4	80%
Truancy/Runaway (Child in Need of Supervision)	TR	0.0	1	1	0	0%
Juvenile Total			47	81	44	93.6%
Totals			84	181	79	94.0%



	Total Filings with %
Custody Visitation (CV)	31 37%
Show Cause (SC)	15 18%
Criminal Misdemeanor (CM)	11 13%
Delinquency Misdemeanor (DM)	7 8%
Traffic (T)	5 6%
Others	15 18%
Total	84 100%

Special Case Activities

Emergency Protective Order	PE	1.0	8
----------------------------	----	-----	---

Commonwealth of Virginia
Caseload Statistics of the J&DR District Courts

Orange

December 2016

	Filing Type	Hearings Per Case	Filings	Hearings	Concluded	Clearance Rate
Adult						
Protective Order - Non Family Abuse	AP	3.0	0	1	1	0%
Capias	CA	3.0	3	12	11	367%
Criminal Felony	CF	2.5	10	25	4	40%
Criminal Misdemeanor	CM	3.1	32	71	20	63%
Protective Order – Family Abuse	FP	2.2	5	12	5	100%
Motion - Modify Protective Order	MP	1.0	1	1	1	100%
Other	OT	1.0	1	1	1	100%
Protective Order - Violation of Protective Order Conviction	PV	1.0	1	1	1	100%
Remand Support	RS	1.0	2	2	2	100%
Show Cause	SC	2.8	32	74	22	69%
Civil Support	VS	2.1	33	58	33	100%
Adult Total			120	258	101	84.2%
Juvenile						
Abuse or Neglect	AN	4.3	3	14	3	100%
Child in Need of Services	CS	3.5	5	15	8	160%
Custody Visitation	CV	4.0	55	163	95	173%
Delinquency Felony	DF	4.0	1	18	2	200%
Delinquency Misdemeanor	DM	5.5	14	47	6	43%
Foster Care Review	FC	0.0	0	1	0	0%
Permanency Planning	PH	1.3	5	7	4	80%
Remand Custody	RC	1.0	6	6	6	100%
Remand Visitation	RV	1.0	6	6	5	83%
Status Offense	ST	1.0	2	7	1	50%
Traffic	T	1.1	8	8	7	88%
Truancy/Runaway (Child in Need of Supervision)	TR	4.0	1	2	1	100%
Juvenile Total			106	294	138	130.2%
Totals			226	552	239	105.8%



	Total Filings with %
Custody Visitation (CV)	55 24%
Civil Support (VS)	33 15%
Criminal Misdemeanor (CM)	32 14%
Show Cause (SC)	32 14%
Delinquency Misdemeanor (DM)	14 6%
Others	60 27%
Total	226 100%

Special Case Activities

Emergency Protective Order	PE	1.0	14
----------------------------	----	-----	----

Commonwealth of Virginia
Caseload Statistics of the J&DR District Courts

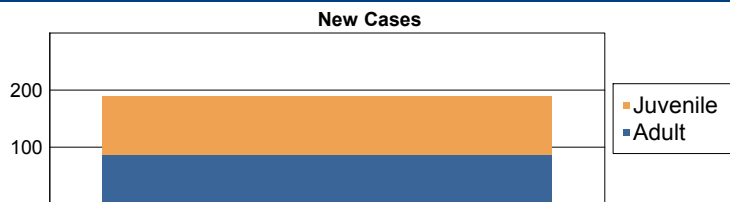
Orange

November 2016

	Filing Type	Hearings Per Case	Filings	Hearings	Concluded	Clearance Rate
Adult						
Protective Order - Non Family Abuse	AP	0.0	1	2	0	0%
Capias	CA	2.3	5	14	8	160%
Criminal Felony	CF	3.0	4	10	1	25%
Criminal Misdemeanor	CM	3.3	6	23	6	100%
Protective Order – Family Abuse	FP	2.3	6	12	6	100%
Motion - Modify Protective Order	MP	1.0	1	1	1	100%
Show Cause	SC	2.5	35	92	41	117%
Civil Support	VS	2.3	28	60	31	111%
Adult Total			86	214	94	109.3%

Juvenile						
Abuse or Neglect	AN	3.1	4	24	11	275%
Protective Order – Non Family Abuse	AP	3.0	1	4	1	100%
Child in Need of Services	CS	1.0	7	9	5	71%
Custody Visitation	CV	3.7	66	246	103	156%
Delinquency Felony	DF	2.3	7	25	3	43%
Delinquency Misdemeanor	DM	3.3	8	19	4	50%
Foster Care Review	FC	1.0	1	1	1	100%
Initial Foster Care Review	IF	1.0	1	1	1	100%
Motion - Modify Protective Order	MP	1.0	2	2	2	100%
Permanency Planning	PH	1.0	1	1	1	100%
Paternity	PT	1.0	1	1	1	100%
Status Offense	ST	0.0	0	1	0	0%
Traffic	T	2.7	0	2	3	0%
Termination of Parental Rights	TP	1.0	4	4	2	50%
Juvenile Total			103	340	138	134.0%

Totals			189	554	232	122.8%
---------------	--	--	------------	------------	------------	---------------



	Total Filings with %
Custody Visitation (CV)	66 35%
Show Cause (SC)	35 19%
Civil Support (VS)	28 15%
Delinquency Misdemeanor (DM)	8 4%
Child in Need of Services (CS)	7 4%
Others	45 24%
Total	189 100%

Special Case Activities

Emergency Protective Order	PE	1.2	5
----------------------------	----	-----	---


Commonwealth of Virginia
Caseload Statistics of the J&DR District Courts

Orange

October 2016

	Filing Type	Hearings Per Case	Filings	Hearings	Concluded	Clearance Rate
Adult						
Capias	CA	3.5	5	19	12	240%
Criminal Felony	CF	3.7	1	10	7	700%
Criminal Misdemeanor	CM	2.8	18	44	15	83%
Protective Order – Family Abuse	FP	2.0	5	11	3	60%
Remand Support	RS	1.0	1	1	1	100%
Show Cause	SC	3.5	26	76	35	135%
Civil Support	VS	1.9	31	60	29	94%
Adult Total			87	221	102	117.2%
Juvenile						
Abuse or Neglect	AN	4.7	10	23	3	30%
Protective Order – Non Family Abuse	AP	1.0	2	2	1	50%
Child in Need of Services	CS	4.0	3	8	2	67%
Custody Visitation	CV	2.7	78	182	80	103%
Delinquency Felony	DF	3.3	3	14	4	133%
Delinquency Misdemeanor	DM	2.7	4	15	7	175%
Initial Foster Care Review	IF	1.0	1	1	1	100%
Permanency Planning	PH	1.7	2	3	3	150%
Status Offense	ST	0.0	2	2	0	0%
Traffic	T	1.0	13	13	7	54%
Termination of Parental Rights	TP	2.7	0	4	3	0%
Truancy/Runaway (Child in Need of Supervision)	TR	2.0	0	2	1	0%
Juvenile Total			118	269	112	94.9%
Totals			205	490	214	104.4%

New Cases



	Total Filings with %
Custody Visitation (CV)	78 38%
Civil Support (VS)	31 15%
Show Cause (SC)	26 13%
Criminal Misdemeanor (CM)	18 9%
Traffic (T)	13 6%
Others	39 19%
Total	205 100%

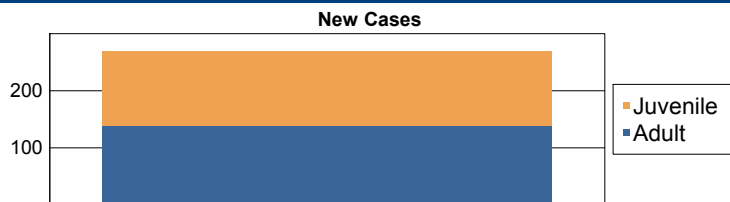
Special Case Activities

Emergency Protective Order	PE	1.0	15
Temporary Detention Order	TD	1.0	2

Commonwealth of Virginia
Caseload Statistics of the J&DR District Courts
September 2016

Orange

	Filing Type	Hearings Per Case	Filings	Hearings	Concluded	Clearance Rate
Adult						
Protective Order - Non Family Abuse	AP	4.0	0	3	2	0%
Capias	CA	1.6	12	22	11	92%
Criminal Felony	CF	2.0	19	35	22	116%
Criminal Misdemeanor	CM	2.8	25	57	25	100%
Protective Order – Family Abuse	FP	2.1	6	13	7	117%
Other	OT	1.0	1	1	1	100%
Violation - Family Abuse Protective Order	PS	1.0	1	1	1	100%
Remand Support	RS	2.0	0	1	1	0%
Show Cause	SC	2.5	41	93	31	76%
Civil Support	VS	1.8	34	53	25	74%
Adult Total			139	279	126	90.6%
Juvenile						
Abuse or Neglect	AN	3.8	5	16	4	80%
Protective Order – Non Family Abuse	AP	1.7	2	3	3	150%
Child in Need of Services	CS	3.7	2	9	3	150%
Custody Visitation	CV	2.7	71	203	56	79%
Delinquency Felony	DF	3.8	15	27	4	27%
Delinquency Misdemeanor	DM	3.0	10	30	8	80%
Entrustment Agreement	ET	3.0	0	2	1	0%
Foster Care Review	FC	1.7	2	3	3	150%
Initial Foster Care Review	IF	1.0	3	3	3	100%
Protective Order – Stalking/Acts of Violence	PC	1.0	1	1	1	100%
Permanency Planning	PH	1.3	3	4	4	133%
Remand Custody	RC	1.0	3	3	3	100%
Remand Visitation	RV	1.0	3	3	3	100%
Status Offense	ST	1.0	3	3	3	100%
Traffic	T	1.9	8	12	10	125%
Termination of Parental Rights	TP	0.0	0	2	0	0%
Truancy/Runaway (Child in Need of Supervision)	TR	5.0	0	2	1	0%
Juvenile Total			131	326	110	84.0%
Totals			270	605	236	87.4%



	Total Filings with %
Custody Visitation (CV)	71 26%
Show Cause (SC)	41 15%
Civil Support (VS)	34 13%
Criminal Misdemeanor (CM)	25 9%
Criminal Felony (CF)	19 7%
Others	80 30%
Total	270 100%

Special Case Activities

Emergency Protective Order	PE	1.0	10
Emergency Protective Order	PE	1.0	2
Temporary Detention Order	TD	1.0	2

Commonwealth of Virginia
Caseload Statistics of the J&DR District Courts
August 2016

Orange

	Filing Type	Hearings Per Case	Filings	Hearings	Concluded	Clearance Rate
Adult						
Protective Order - Non Family Abuse	AP	1.5	3	7	2	67%
Capias	CA	2.0	6	11	3	50%
Criminal Felony	CF	1.3	21	34	16	76%
Criminal Misdemeanor	CM	2.6	13	44	21	162%
Protective Order – Family Abuse	FP	2.3	8	18	8	100%
Motion - Modify Protective Order	MP	1.3	3	4	4	133%
Other	OT	2.0	0	1	1	0%
Violation - Family Abuse Protective Order	PS	1.0	1	1	1	100%
Protective Order - Violation of Protective Order Conviction	PV	1.0	1	1	1	100%
Remand Support	RS	1.0	1	1	1	100%
Show Cause	SC	3.2	37	93	32	86%
Civil Support	VS	2.0	29	53	27	93%
Adult Total			123	268	117	95.1%
Juvenile						
Abuse or Neglect	AN	4.0	2	10	4	200%
Protective Order – Non Family Abuse	AP	2.0	1	2	1	100%
Child in Need of Services	CS	4.7	0	9	3	0%
Custody Visitation	CV	2.4	85	259	73	86%
Delinquency Felony	DF	6.0	0	7	2	0%
Delinquency Misdemeanor	DM	5.3	2	29	6	300%
Foster Care Review	FC	1.0	7	7	7	100%
Initial Foster Care Review	IF	3.0	0	1	1	0%
Permanency Planning	PH	1.0	3	3	2	67%
Paternity	PT	2.5	1	2	2	200%
Remand Custody	RC	1.0	5	5	5	100%
Remand Visitation	RV	1.0	1	1	1	100%
Status Offense	ST	3.0	0	1	1	0%
Traffic	T	3.7	2	16	12	600%
Termination of Parental Rights	TP	1.0	4	4	4	100%
Truancy/Runaway (Child in Need of Supervision)	TR	2.0	2	4	2	100%
Juvenile Total			115	360	126	109.6%
Totals			238	628	243	102.1%

New Cases



	Total Filings with %
Custody Visitation (CV)	85 36%
Show Cause (SC)	37 16%
Civil Support (VS)	29 12%
Criminal Felony (CF)	21 9%
Criminal Misdemeanor (CM)	13 5%
Others	53 22%
Total	238 100%

Special Case Activities

Emergency Protective Order	PE	1.0	10
----------------------------	----	-----	----

Commonwealth of Virginia
Caseload Statistics of the J&DR District Courts

Orange

July 2016

	Filing Type	Hearings Per Case	Filings	Hearings	Concluded	Clearance Rate
Adult						
Protective Order - Non Familv Abuse	AP	1.0	2	2	1	50%
Capias	CA	2.6	5	13	5	100%
Criminal Felony	CF	3.6	5	17	5	100%
Criminal Misdemeanor	CM	2.3	8	33	9	113%
Protective Order – Familv Abuse	FP	2.0	6	10	5	83%
Motion - Modify Protective Order	MP	1.0	7	7	6	86%
Other	OT	1.0	7	7	7	100%
Protective Order - Violation of Protective Order Conviction	PV	1.0	1	1	1	100%
Show Cause	SC	2.9	21	69	27	129%
Civil Support	VS	1.7	29	43	27	93%
Adult Total			91	202	93	102.2%

Juvenile						
Abuse or Neglect	AN	5.5	4	20	4	100%
Child in Need of Services	CS	2.7	1	10	3	300%
Custody Visitation	CV	1.5	75	152	61	81%
Delinquency Felony	DF	3.3	5	12	4	80%
Delinquency Misdemeanor	DM	2.0	7	18	2	29%
Entrustment Agreement	ET	4.0	0	2	1	0%
Foster Care Review	FC	1.3	2	3	3	150%
Initial Foster Care Review	IF	1.5	2	5	4	200%
Permanency Planning	PH	1.5	2	4	4	200%
Paternity	PT	0.0	0	1	0	0%
Traffic	T	2.5	1	5	4	400%
Truancy/Runaway (Child in Need of Supervision)	TR	0.0	0	2	0	0%
Juvenile Total			99	234	90	90.9%

Totals			190	436	183	96.3%
---------------	--	--	------------	------------	------------	--------------



	Total Filings with %
Custody Visitation (CV)	75 39%
Civil Support (VS)	29 15%
Show Cause (SC)	21 11%
Criminal Misdemeanor (CM)	8 4%
Delinquency Misdemeanor (DM)	7 4%
Others	50 26%
Total	190 100%

Special Case Activities

Emergency Protective Order	PE	1.0	8
Emergency Protective Order	PE	1.0	2
Temporary Detention Order	TD	1.0	2

**Commonwealth of Virginia
Caseload Statistics of the J&DR District Courts**

Orange

June 2016

	Filing Type	Hearings Per Case	Filings	Hearings	Concluded	Clearance Rate
Adult						
Capias	CA	3.3	8	14	7	88%
Criminal Felony	CF	3.3	3	10	4	133%
Criminal Misdemeanor	CM	2.5	24	50	14	58%
Protective Order – Family Abuse	FP	2.6	3	10	5	167%
Motion - Modifv Protective Order	MP	1.3	3	4	4	133%
Other	OT	1.0	2	2	1	50%
Protective Order - Violation of Protective Order Conviction	PV	1.0	1	1	1	100%
Show Cause	SC	2.5	31	84	26	84%
Civil Support	VS	1.6	33	56	32	97%
Adult Total			108	231	94	87.0%
Juvenile						
Abuse or Neglect	AN	4.3	4	28	16	400%
Protective Order – Non Family Abuse	AP	0.0	1	2	0	0%
Child in Need of Services	CS	1.7	2	14	3	150%
Custody Visitation	CV	2.6	55	153	75	136%
Delinquency Felony	DF	4.3	2	9	3	150%
Delinquency Misdemeanor	DM	3.7	5	27	6	120%
Entrustment Agreement	ET	0.0	1	2	0	0%
Foster Care Review	FC	1.0	1	1	1	100%
Protective Order – Family Abuse	FP	2.0	1	2	1	100%
Initial Foster Care Review	IF	1.5	8	13	10	125%
Motion - Modifv Protective Order	MP	1.0	1	1	1	100%
Permanency Planning	PH	1.0	4	4	1	25%
Status Offense	ST	2.3	1	3	3	300%
Traffic	T	1.6	6	14	8	133%
Termination of Parental Rights	TP	0.0	1	1	0	0%
Truancy/Runaway (Child in Need of Supervision)	TR	3.8	0	9	6	0%
Juvenile Total			93	283	134	144.1%
Totals			201	514	228	113.4%

New Cases



	Total Filings with %
Custody Visitation (CV)	55 27%
Civil Support (VS)	33 16%
Show Cause (SC)	31 15%
Criminal Misdemeanor (CM)	24 12%
Capias (CA)	8 4%
Others	50 25%
Total	201 100%

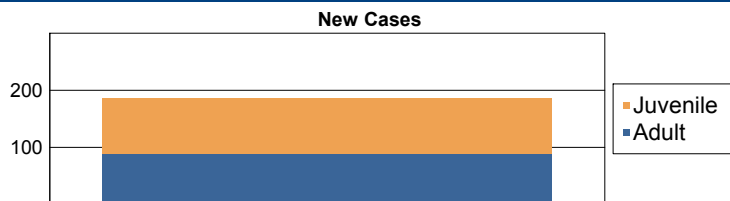
Special Case Activities

Emergency Protective Order	PE	1.0	13
----------------------------	----	-----	----

Commonwealth of Virginia
Caseload Statistics of the J&DR District Courts
 May 2016

Orange

	Filing Type	Hearings Per Case	Filings	Hearings	Concluded	Clearance Rate
Adult						
Capias	CA	3.8	4	15	5	125%
Criminal Felony	CF	3.8	4	12	6	150%
Criminal Misdemeanor	CM	2.6	16	48	28	175%
Protective Order – Family Abuse	FP	2.0	6	16	7	117%
Motion - Modify Protective Order	MP	0.0	1	1	0	0%
Other	OT	1.0	4	4	4	100%
Show Cause	SC	2.3	38	99	43	113%
Restricted License - Support	SL	1.0	1	1	1	100%
Civil Support	VS	1.6	14	38	20	143%
Adult Total			88	234	114	129.5%
Juvenile						
Abuse or Neglect	AN	3.0	4	30	6	150%
Protective Order – Non Family Abuse	AP	2.0	0	1	1	0%
Capias	CA	4.0	0	2	1	0%
Relief of Custody	CR	3.0	0	1	1	0%
Child in Need of Services	CS	3.0	9	14	1	11%
Custody Visitation	CV	2.0	53	176	53	100%
Delinquency Felony	DF	3.7	2	11	3	150%
Delinquency Misdemeanor	DM	1.7	8	14	3	38%
Entrustment Agreement	ET	0.0	1	1	0	0%
Foster Care Review	FC	0.0	1	1	0	0%
Initial Foster Care Review	IF	1.0	7	7	2	29%
Motion - Modify Protective Order	MP	1.0	1	1	1	100%
Permanency Planning	PH	2.0	0	2	2	0%
Status Offense	ST	0.0	0	2	0	0%
Traffic	T	1.5	11	23	11	100%
Truancy/Runaway (Child in Need of Supervision)	TR	3.0	0	5	1	0%
Juvenile Total			97	291	86	88.7%
Totals			185	525	200	108.1%



	Total Filings with %
Custody Visitation (CV)	53 29%
Show Cause (SC)	38 21%
Criminal Misdemeanor (CM)	16 9%
Civil Support (VS)	14 8%
Traffic (T)	11 6%
Others	53 29%
Total	185 100%

Special Case Activities

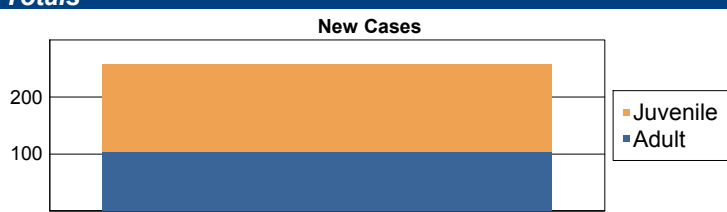
Emergency Protective Order	PE	1.0	15
----------------------------	----	-----	----

Commonwealth of Virginia
Caseload Statistics of the J&DR District Courts

Orange

April 2016

	Filing Type	Hearings Per Case	Filings	Hearings	Concluded	Clearance Rate
Adult						
Capias	CA	4.2	7	15	6	86%
Criminal Felony	CF	1.8	4	14	5	125%
Criminal Misdemeanor	CM	2.4	25	47	14	56%
Protective Order – Family Abuse	FP	2.8	6	13	6	100%
Motion - Modifv Protective Order	MP	1.0	2	2	2	100%
Show Cause	SC	3.1	31	79	22	71%
Restricted License - Support	SL	1.0	2	2	2	100%
Civil Support	VS	1.7	28	45	21	75%
Adult Total			105	217	78	74.3%
Juvenile						
Abuse or Neglect	AN	4.2	14	48	9	64%
Protective Order – Non Family Abuse	AP	1.3	4	5	3	75%
Capias	CA	0.0	1	2	0	0%
Relief of Custody	CR	0.0	0	1	0	0%
Child in Need of Services	CS	6.5	3	9	2	67%
Custody Visitation	CV	2.4	93	185	69	74%
Delinquency Felony	DF	10.7	2	15	3	150%
Delinquency Misdemeanor	DM	3.2	12	46	16	133%
Entrustment Agreement	ET	2.0	0	1	1	0%
Foster Care Review	FC	2.0	0	2	1	0%
Initial Foster Care Review	IF	4.0	0	1	1	0%
Permanency Planning	PH	1.0	3	3	1	33%
Paternity	PT	4.0	0	4	3	0%
Remand Custody	RC	1.0	1	1	1	100%
Remand Visitation	RV	1.0	1	1	1	100%
Status Offense	ST	1.0	5	5	3	60%
Traffic	T	2.0	11	20	6	55%
Truancy/Runaway (Child in Need of Supervision)	TR	2.0	3	7	1	33%
Juvenile Total			153	356	121	79.1%
Totals			258	573	199	77.1%



	Total Filings with %
Custody Visitation (CV)	93 36%
Show Cause (SC)	31 12%
Civil Support (VS)	28 11%
Criminal Misdemeanor (CM)	25 10%
Abuse or Neglect (AN)	14 5%
Others	67 26%
Total	258 100%

Special Case Activities

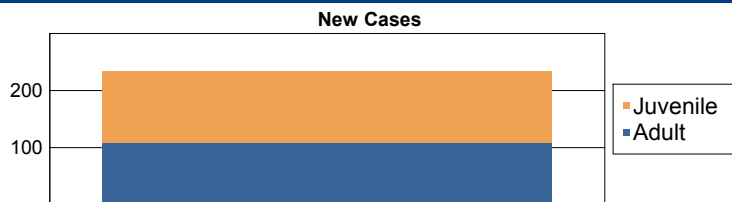
Emergency Protective Order	PE	1.0	10
----------------------------	----	-----	----

Commonwealth of Virginia
Caseload Statistics of the J&DR District Courts

Orange

March 2016

	Filing Type	Hearings Per Case	Filings	Hearings	Concluded	Clearance Rate
Adult						
Capias	CA	3.9	5	16	7	140%
Criminal Felony	CF	3.4	10	40	14	140%
Criminal Misdemeanor	CM	3.3	15	76	44	293%
Protective Order – Family Abuse	FP	1.9	12	24	11	92%
Other	OT	1.0	16	16	16	100%
Violation - Family Abuse Protective Order	PS	1.0	1	1	1	100%
Show Cause	SC	2.2	26	67	25	96%
Restricted License - Support	SL	1.3	2	3	3	150%
Civil Support	VS	2.1	21	45	31	148%
Adult Total			108	288	152	140.7%
Juvenile						
Abuse or Neglect	AN	3.8	15	43	6	40%
Protective Order – Non Family Abuse	AP	2.0	0	1	1	0%
Relief of Custody	CR	0.0	1	1	0	0%
Child in Need of Services	CS	3.2	3	11	5	167%
Custody Visitation	CV	3.7	75	164	74	99%
Delinquency Felony	DF	7.8	3	14	5	167%
Delinquency Misdemeanor	DM	3.0	7	19	5	71%
Foster Care Review	FC	2.0	1	6	5	500%
Initial Foster Care Review	IF	1.0	3	3	3	100%
Permanency Planning	PH	2.9	3	9	8	267%
Paternity	PT	0.0	1	3	0	0%
Status Offense	ST	2.0	0	1	1	0%
Traffic	T	2.4	8	16	9	113%
Termination of Parental Rights	TP	4.0	2	6	4	200%
Truancy/Runaway (Child in Need of Supervision)	TR	2.7	3	8	3	100%
Juvenile Total			125	305	129	103.2%
Totals			233	593	281	120.6%



	Total Filings with %
Custody Visitation (CV)	75 32%
Show Cause (SC)	26 11%
Civil Support (VS)	21 9%
Other (OT)	16 7%
Abuse or Neglect (AN)	15 6%
Others	80 34%
Total	233 100%

Special Case Activities

Emergency Protective Order	PE	1.1	14
----------------------------	----	-----	----

Commonwealth of Virginia
Caseload Statistics of the J&DR District Courts

Orange

February 2016

	Filing Type	Hearings Per Case	Filings	Hearings	Concluded	Clearance Rate
Adult						
Capias	CA	1.0	8	18	2	25%
Criminal Felony	CF	2.5	11	26	11	100%
Criminal Misdemeanor	CM	2.5	26	85	20	77%
Protective Order – Family Abuse	FP	1.9	13	25	17	131%
Motion - Modifv Protective Order	MP	1.0	2	2	2	100%
Other	OT	1.0	2	2	2	100%
Remand Support	RS	1.0	2	2	1	50%
Show Cause	SC	3.0	28	76	32	114%
Restricted License - Support	SL	1.0	3	3	2	67%
Civil Support	VS	1.7	29	58	33	114%
Adult Total			124	297	122	98.4%
Juvenile						
Abuse or Neglect	AN	3.4	3	16	5	167%
Protective Order – Non Family Abuse	AP	0.0	1	1	0	0%
Child in Need of Services	CS	3.2	1	13	6	600%
Custody Visitation	CV	2.5	86	215	113	131%
Delinquency Felony	DF	2.3	1	15	3	300%
Delinquency Misdemeanor	DM	3.7	4	22	9	225%
Entrustment Agreement	ET	0.0	1	1	0	0%
Foster Care Review	FC	1.0	5	5	1	20%
Initial Foster Care Review	IF	0.0	0	1	0	0%
Permanency Planning	PH	0.0	1	1	0	0%
Paternity	PT	0.0	1	2	0	0%
Remand Custody	RC	1.0	4	4	4	100%
Remand Visitation	RV	1.0	5	5	5	100%
Status Offense	ST	0.0	1	2	0	0%
Traffic	T	1.8	4	11	8	200%
Termination of Parental Rights	TP	7.0	0	3	3	0%
Truancy/Runaway (Child in Need of Supervision)	TR	2.3	3	9	3	100%
Juvenile Total			121	326	160	132.2%
Totals			245	623	282	115.1%

New Cases



	Total Filings with %
Custody Visitation (CV)	86 35%
Civil Support (VS)	29 12%
Show Cause (SC)	28 11%
Criminal Misdemeanor (CM)	26 11%
Protective Order – Family Abuse (FP)	13 5%
Others	63 26%
Total	245 100%

Special Case Activities

Emergency Protective Order	PE	1.0	16
Temporary Detention Order	TD	1.0	2

Commonwealth of Virginia
Caseload Statistics of the J&DR District Courts

Orange

January 2016

	Filing Type	Hearings Per Case	Filings	Hearings	Concluded	Clearance Rate
Adult						
Protective Order - Non Family Abuse	AP	2.0	0	1	1	0%
Capias	CA	3.3	3	14	8	267%
Criminal Felony	CF	1.8	31	51	31	100%
Criminal Misdemeanor	CM	2.0	30	60	20	67%
Protective Order – Family Abuse	FP	2.0	8	13	2	25%
Motion - Modify Protective Order	MP	2.0	2	4	3	150%
Other	OT	1.0	1	1	1	100%
Protective Order - Violation of Protective Order Conviction	PV	1.0	1	1	1	100%
Remand Support	RS	1.0	1	1	1	100%
Show Cause	SC	3.8	21	63	17	81%
Restricted License - Support	SL	1.0	1	1	1	100%
Civil Support	VS	2.0	29	58	36	124%
Adult Total			128	268	122	95.3%
Juvenile						
Abuse or Neglect	AN	4.2	5	28	13	260%
Child in Need of Services	CS	2.0	4	12	1	25%
Custody Visitation	CV	4.8	45	195	64	142%
Delinquency Felony	DF	6.0	2	16	2	100%
Delinquency Misdemeanor	DM	2.5	6	17	4	67%
Foster Care Review	FC	1.0	4	4	2	50%
Initial Foster Care Review	IF	0.0	0	1	0	0%
Permanency Planning	PH	2.0	1	6	1	100%
Paternity	PT	1.0	2	3	1	50%
Remand Custody	RC	1.0	2	2	2	100%
Remand Visitation	RV	1.0	2	2	2	100%
Status Offense	ST	1.1	11	10	11	100%
Traffic	T	1.8	17	21	11	65%
Termination of Parental Rights	TP	0.0	0	4	0	0%
Truancy/Runaway (Child in Need of Supervision)	TR	0.0	1	5	0	0%
Juvenile Total			102	326	114	111.8%
Totals			230	594	236	102.6%

New Cases



	Total Filings with %
Custody Visitation (CV)	45 20%
Criminal Felony (CF)	31 13%
Criminal Misdemeanor (CM)	30 13%
Civil Support (VS)	29 13%
Show Cause (SC)	21 9%
Others	74 32%
Total	230 100%

Special Case Activities

Emergency Protective Order	PE	1.0	13
Temporary Detention Order	TD	1.0	2

Commonwealth of Virginia
Caseload Statistics of the J&DR District Courts

December 2016

	Filing Type	Hearings Per Case	Filings	Hearings	Concluded	Clearance Rate
Adult						
Capias	CA	4.0	0	3	1	0%
Criminal Felony	CF	2.0	7	18	2	29%
Criminal Misdemeanor	CM	2.4	7	25	9	129%
Protective Order – Family Abuse	FP	3.5	1	7	2	200%
Other	OT	1.0	2	2	1	50%
Show Cause	SC	2.5	10	24	12	120%
Civil Support	VS	2.5	8	18	11	138%
Adult Total			35	97	38	108.6%
Juvenile						
Abuse or Neglect	AN	0.0	1	1	0	0%
Child in Need of Services	CS	0.0	0	1	0	0%
Custody Visitation	CV	2.4	60	122	31	52%
Delinquency Felony	DF	3.0	0	10	1	0%
Delinquency Misdemeanor	DM	2.7	5	11	3	60%
Foster Care Review	FC	3.0	1	2	1	100%
Initial Foster Care Review	IF	1.0	6	6	6	100%
Permanency Planning	PH	1.0	1	1	1	100%
Paternity	PT	2.5	0	2	2	0%
Remand Custody	RC	1.0	1	1	1	100%
Child at Risk of Abuse or Neglect	RI	4.0	0	6	6	0%
Remand Visitation	RV	1.0	1	1	1	100%
Show Cause	SC	5.0	0	5	1	0%
Status Offense	ST	1.5	4	7	4	100%
Traffic	T	1.1	12	13	7	58%
Truancy/Runaway (Child in Need of Supervision)	TR	1.0	1	1	1	100%
	VA	0.0	0	1	0	0%
Juvenile Total			93	191	66	71.0%
Totals			128	288	104	81.3%



	Total Filings with %
Custody Visitation (CV)	60 47%
Traffic (T)	12 9%
Show Cause (SC)	10 8%
Civil Support (VS)	8 6%
Criminal Felony (CF)	7 5%
Others	31 24%
Total	128 100%

Special Case Activities

Emergency Protective Order	PE	1.0	9
Temporary Detention Order	TD	0.0	2

November 2016

	Filing Type	Hearings Per Case	Filings	Hearings	Concluded	Clearance Rate
Adult						
Cabias	CA	1.8	1	4	4	400%
Criminal Felony	CF	3.5	7	16	4	57%
Criminal Misdemeanor	CM	3.4	9	29	5	56%
Protective Order – Family Abuse	FP	1.7	6	8	3	50%
Remand Support	RS	1.0	2	2	1	50%
Show Cause	SC	1.8	16	33	22	138%
Civil Support	VS	1.8	19	36	18	95%
Adult Total			60	128	57	95.0%
Juvenile						
Abuse or Neglect	AN	4.0	0	7	7	0%
Custody Visitation	CV	2.6	41	160	77	188%
Delinquency Felony	DF	6.0	0	9	1	0%
Delinquency Misdemeanor	DM	1.0	3	7	2	67%
Foster Care Review	FC	1.0	2	3	1	50%
Initial Foster Care Review	IF	1.0	1	1	1	100%
Permanency Planning	PH	2.0	1	3	3	300%
Paternity	PT	0.0	0	1	0	0%
Remand Custody	RC	1.0	8	8	8	100%
Child at Risk of Abuse or Neglect	RI	0.0	0	6	0	0%
Remand Visitation	RV	1.0	8	8	8	100%
Show Cause	SC	0.0	0	1	0	0%
Status Offense	ST	1.7	4	10	3	75%
Traffic	T	1.5	4	8	8	200%
Truancy/Runaway (Child in Need of Supervision)	TR	1.0	1	1	1	100%
	VA	2.0	1	3	2	200%
Juvenile Total			74	236	122	164.9%
Totals			134	364	179	133.6%



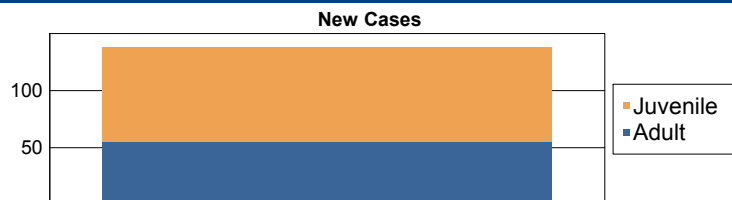
	Total Filings with %
Custody Visitation (CV)	41 31%
Civil Support (VS)	19 14%
Show Cause (SC)	16 12%
Criminal Misdemeanor (CM)	9 7%
Remand Custody (RC)	8 6%
Others	41 31%
Total	134 100%

Special Case Activities

Emergency Protective Order	PE	1.0	10
----------------------------	----	-----	----

October 2016

	Filing Type	Hearings Per Case	Filings	Hearings	Concluded	Clearance Rate
Adult						
Protective Order - Non Family Abuse	AP	3.0	0	1	1	0%
Capias	CA	2.8	3	5	4	133%
Criminal Felony	CF	2.0	0	2	1	0%
Criminal Misdemeanor	CM	2.8	9	46	20	222%
Protective Order – Family Abuse	FP	2.6	3	12	7	233%
Motion - Modify Protective Order	MP	1.0	2	2	2	100%
Show Cause	SC	1.9	21	45	26	124%
Civil Support	VS	1.6	17	34	19	112%
Adult Total			55	147	80	145.5%
Juvenile						
Abuse or Neglect	AN	4.0	0	7	1	0%
Custody Visitation	CV	3.0	47	121	52	111%
Delinquency Felony	DF	4.0	6	17	4	67%
Delinquency Misdemeanor	DM	1.8	6	8	4	67%
Initial Foster Care Review	IF	1.0	1	1	1	100%
Paternity	PT	2.0	1	3	1	100%
Remand Custody	RC	1.0	2	2	2	100%
Child at Risk of Abuse or Neglect	RI	0.0	6	12	0	0%
Remand Visitation	RV	1.0	2	2	2	100%
Show Cause	SC	0.0	0	1	0	0%
Status Offense	ST	1.0	9	11	3	33%
Traffic	T	1.8	3	6	5	167%
Juvenile Total			83	191	75	90.4%
Totals			138	338	155	112.3%



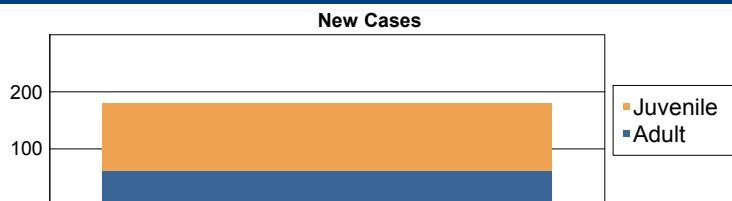
	Total Filings with %
Custody Visitation (CV)	47 34%
Show Cause (SC)	21 15%
Civil Support (VS)	17 12%
Criminal Misdemeanor (CM)	9 7%
Status Offense (ST)	9 7%
Others	35 25%
Total	138 100%

Special Case Activities

Emergency Protective Order	PE	1.0	7
----------------------------	----	-----	---

September 2016

	Filing Type	Hearings Per Case	Filings	Hearings	Concluded	Clearance Rate
Adult						
Capias	CA	3.0	0	2	1	0%
Criminal Felonv	CF	0.0	2	10	0	0%
Criminal Misdemeanor	CM	2.8	11	26	5	45%
Protective Order – Family Abuse	FP	2.0	4	7	1	25%
Motion - Modifv Protective Order	MP	2.0	1	3	2	200%
Other	OT	1.0	1	1	1	100%
Show Cause	SC	2.1	21	38	25	119%
Restricted License - Support	SL	1.0	1	1	1	100%
Civil Support	VS	1.9	20	35	21	105%
Adult Total			61	123	57	93.4%
Juvenile						
Abuse or Neqlect	AN	3.0	7	22	6	86%
Capias	CA	3.0	0	1	1	0%
Custodv Visitation	CV	1.7	94	150	49	52%
Delinquency Felonv	DF	0.0	2	6	0	0%
Delinquency Misdemeanor	DM	4.0	1	7	3	300%
Foster Care Review	FC	1.0	1	1	1	100%
Motion - Modifv Protective Order	MP	1.0	1	1	1	100%
Paternity	PT	0.0	1	2	0	0%
Remand Custodv	RC	1.0	2	2	2	100%
Remand Visitation	RV	1.0	2	2	2	100%
Show Cause	SC	4.0	2	6	3	150%
Status Offense	ST	1.0	3	3	3	100%
Traffic	T	2.0	1	3	2	200%
	VA	1.0	2	2	1	50%
Juvenile Total			119	208	74	62.2%
Totals			180	331	131	72.8%



	Total Filings with %
Custody Visitation (CV)	94 52%
Show Cause (SC)	23 13%
Civil Support (VS)	20 11%
Criminal Misdemeanor (CM)	11 6%
Abuse or Neglect (AN)	7 4%
Others	25 14%
Total	180 100%

Special Case Activities

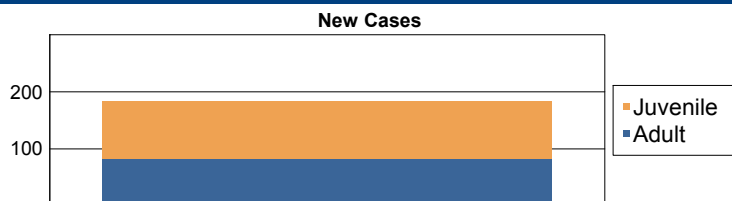
Emeraency Protective Order	PE	1.0	11
Emeraency Custodv Order	EC	1.0	2
Temporary Detention Order	TD	1.0	2

August 2016

	Filing Type	Hearings Per Case	Filings	Hearings	Concluded	Clearance Rate
Adult						
Protective Order - Non Family Abuse	AP	0.0	1	2	0	0%
Capias	CA	2.6	6	15	5	83%
Criminal Felony	CF	4.0	5	12	5	100%
Criminal Misdemeanor	CM	4.2	11	50	18	164%
Protective Order – Family Abuse	FP	2.0	7	16	8	114%
Other	OT	1.0	1	1	1	100%
Remand Support	RS	1.0	1	1	1	100%
Show Cause	SC	2.4	28	64	30	107%
Civil Support	VS	2.0	23	45	25	109%
Adult Total			83	206	93	112.0%

Juvenile						
Abuse or Neglect	AN	0.0	1	2	0	0%
Custody Visitation	CV	2.8	75	187	88	117%
Delinquency Felony	DF	2.0	0	2	2	0%
Delinquency Misdemeanor	DM	1.3	3	5	3	100%
Foster Care Review	FC	1.0	1	1	1	100%
Initial Foster Care Review	IF	1.0	1	1	1	100%
Permanency Planning	PH	0.0	1	2	0	0%
Paternity	PT	2.3	1	4	3	300%
Remand Custody	RC	1.0	6	6	6	100%
Remand Visitation	RV	1.0	7	7	7	100%
Show Cause	SC	2.0	0	10	1	0%
Status Offense	ST	1.5	2	4	4	200%
Traffic	T	2.0	3	7	4	133%
Truancy/Runaway (Child in Need of Supervision)	TR	2.0	0	1	1	0%
Juvenile Total			101	239	121	119.8%

Totals			184	445	214	116.3%
---------------	--	--	------------	------------	------------	---------------



	Total Filings with %
Custody Visitation (CV)	75 41%
Show Cause (SC)	28 15%
Civil Support (VS)	23 13%
Criminal Misdemeanor (CM)	11 6%
Protective Order – Family Abuse (FP)	7 4%
Others	40 22%
Total	184 100%

Special Case Activities

Emergency Protective Order	PE	1.0	14
Temporary Detention Order	TD	1.0	2

July 2016

	Filing Type	Hearings Per Case	Filings	Hearings	Concluded	Clearance Rate
Adult						
Capias	CA	3.0	1	4	1	100%
Criminal Felony	CF	0.0	1	6	0	0%
Criminal Misdemeanor	CM	3.5	5	24	6	120%
Protective Order – Family Abuse	FP	2.0	5	9	4	80%
Motion - Modifv Protective Order	MP	0.0	1	1	0	0%
Protective Order - Violation of Protective Order Conviction	PV	1.0	1	1	1	100%
Show Cause	SC	2.9	15	38	18	120%
Civil Support	VS	1.8	15	31	11	73%
Adult Total			44	114	41	93.2%
Juvenile						
Abuse or Neglect	AN	0.0	0	6	0	0%
Custody Visitation	CV	2.4	55	125	41	75%
Delinquency Felony	DF	0.0	2	5	0	0%
Delinquency Misdemeanor	DM	2.6	3	13	5	167%
Permanency Planning	PH	1.0	1	1	1	100%
Paternity	PT	2.0	1	4	3	300%
Remand Custody	RC	1.0	4	4	4	100%
Remand Visitation	RV	1.0	4	4	4	100%
Status Offense	ST	1.5	2	3	2	100%
Traffic	T	1.4	9	10	7	78%
Truancy/Runaway (Child in Need of Supervision)	TR	1.3	5	6	4	80%
Juvenile Total			86	181	71	82.6%
Totals			130	295	112	86.2%

New Cases



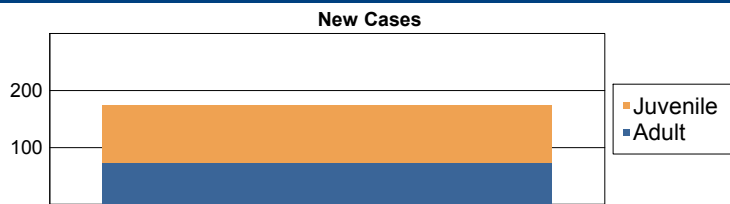
	Total Filings with %
Custody Visitation (CV)	55 42%
Civil Support (VS)	15 12%
Show Cause (SC)	15 12%
Traffic (T)	9 7%
Criminal Misdemeanor (CM)	5 4%
Others	31 24%
Total	130 100%

Special Case Activities

Emergency Protective Order	PE	1.0	15
Non-Case	NC	1.0	1

June 2016

	Filing Type	Hearings Per Case	Filings	Hearings	Concluded	Clearance Rate
Adult						
Protective Order - Non Family Abuse	AP	3.0	0	1	1	0%
Capias	CA	3.5	0	2	2	0%
Criminal Felony	CF	2.3	2	8	4	200%
Criminal Misdemeanor	CM	2.6	14	41	16	114%
Protective Order – Family Abuse	FP	2.0	3	5	1	33%
Motion - Modify Protective Order	MP	1.0	2	2	2	100%
Other	OT	1.0	1	1	1	100%
Protective Order - Violation of Protective Order Conviction	PV	1.0	1	1	1	100%
Remand Support	RS	1.0	1	1	1	100%
Show Cause	SC	2.1	35	58	35	100%
Civil Support	VS	2.5	14	28	14	100%
Adult Total			73	148	78	106.8%
Juvenile						
Abuse or Neglect	AN	3.0	6	8	2	33%
Child in Need of Services	CS	1.0	1	1	1	100%
Custody Visitation	CV	2.2	62	153	76	123%
Delinquency Felony	DF	4.0	1	6	5	500%
Delinquency Misdemeanor	DM	2.2	4	19	10	250%
Foster Care Review	FC	1.0	2	2	2	100%
Permanency Planning	PH	1.0	2	2	1	50%
Paternity	PT	2.0	2	3	1	50%
Remand Custody	RC	1.0	6	6	6	100%
Remand Visitation	RV	1.0	6	6	6	100%
Show Cause	SC	1.0	3	4	1	33%
Status Offense	ST	2.4	3	7	5	167%
Traffic	T	1.8	3	7	6	200%
Juvenile Total			101	224	122	120.8%
Totals			174	372	200	114.9%



	Total Filings with %
Custody Visitation (CV)	62 36%
Show Cause (SC)	38 22%
Civil Support (VS)	14 8%
Criminal Misdemeanor (CM)	14 8%
Abuse or Neglect (AN)	6 3%
Others	40 23%
Total	174 100%

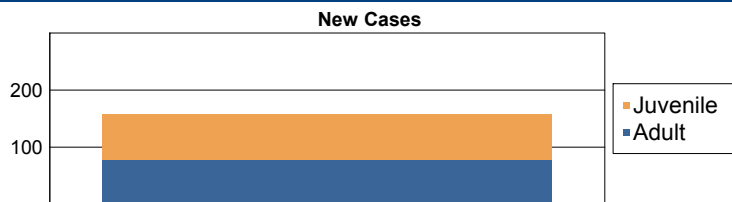
Special Case Activities

Non-Case	NC	6.0	0
Emergency Protective Order	PE	1.0	5

May 2016

	Filing Type	Hearings Per Case	Filings	Hearings	Concluded	Clearance Rate
Adult						
Protective Order - Non Family Abuse	AP	3.0	1	3	1	100%
Capias	CA	3.0	3	14	8	267%
Criminal Felony	CF	0.0	6	9	0	0%
Criminal Misdemeanor	CM	3.1	15	46	14	93%
Protective Order – Family Abuse	FP	2.4	3	12	9	300%
Motion - Modify Protective Order	MP	0.0	1	1	0	0%
Other	OT	1.0	3	3	3	100%
Remand Support	RS	1.0	1	1	1	100%
Show Cause	SC	2.2	26	53	27	104%
Civil Support	VS	1.6	19	36	16	84%
Adult Total			78	178	79	101.3%
Juvenile						
Abuse or Neglect	AN	0.0	0	2	0	0%
Capias	CA	2.0	0	1	1	0%
Custody Visitation	CV	2.0	51	133	49	96%
Delinquency Felony	DF	0.0	3	5	0	0%
Delinquency Misdemeanor	DM	2.1	7	18	12	171%
Paternity	PT	0.0	0	1	0	0%
Remand Custody	RC	1.0	4	4	4	100%
Remand Visitation	RV	1.0	4	4	4	100%
Show Cause	SC	1.0	1	1	1	100%
Status Offense	ST	1.0	4	5	2	50%
Traffic	T	2.0	3	5	2	67%
Truancy/Runaway (Child in Need of Supervision)	TR	1.0	3	3	3	100%
Juvenile Total			80	182	78	97.5%

Totals	158	360	157	99.4%
---------------	------------	------------	------------	--------------



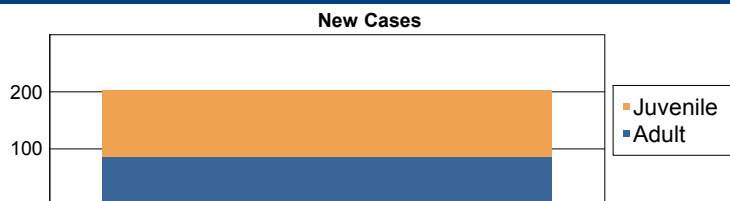
	Total Filings with %
Custody Visitation (CV)	51 32%
Show Cause (SC)	27 17%
Civil Support (VS)	19 12%
Criminal Misdemeanor (CM)	15 9%
Delinquency Misdemeanor (DM)	7 4%
Others	39 25%
Total	158 100%

Special Case Activities

Emergency Protective Order	PE	1.0	15
----------------------------	----	-----	----

April 2016

	Filing Type	Hearings Per Case	Filings	Hearings	Concluded	Clearance Rate
Adult						
Protective Order - Non Family Abuse	AP	3.3	2	4	4	200%
Capias	CA	2.8	1	11	6	600%
Criminal Felony	CF	1.9	8	16	11	138%
Criminal Misdemeanor	CM	2.3	14	41	12	86%
Protective Order – Family Abuse	FP	2.2	8	16	6	75%
Motion - Modify Protective Order	MP	1.0	1	1	1	100%
Other	OT	2.0	0	1	1	0%
Remand Support	RS	1.0	1	1	1	100%
Show Cause	SC	2.0	33	60	36	109%
Civil Support	VS	1.6	18	31	17	94%
Adult Total			86	182	95	110.5%
Juvenile						
Abuse or Neglect	AN	0.0	2	2	0	0%
Capias	CA	0.0	0	1	0	0%
Custody Visitation	CV	1.8	78	132	53	68%
Delinquency Felony	DF	0.0	0	12	0	0%
Delinquency Misdemeanor	DM	2.1	9	18	7	78%
Foster Care Review	FC	1.0	1	1	1	100%
Paternity	PT	0.0	2	3	0	0%
Remand Custody	RC	1.0	5	5	5	100%
Remand Visitation	RV	1.0	5	5	5	100%
Show Cause	SC	1.0	9	11	2	22%
Status Offense	ST	1.5	2	4	2	100%
Traffic	T	2.5	2	7	4	200%
Termination of Parental Rights	TP	1.0	1	1	1	100%
Juvenile Total			116	202	80	69.0%
Totals			202	384	175	86.6%



	Total Filings with %
Custody Visitation (CV)	78 39%
Show Cause (SC)	42 21%
Civil Support (VS)	18 9%
Criminal Misdemeanor (CM)	14 7%
Delinquency Misdemeanor (DM)	9 4%
Others	41 20%
Total	202 100%

Special Case Activities


Emergency Protective Order	PE	1.0	10
Temporary Detention Order	TD	1.0	2

March 2016

	Filing Type	Hearings Per Case	Filings	Hearings	Concluded	Clearance Rate
Adult						
Protective Order - Non Family Abuse	AP	3.0	2	6	2	100%
Capias	CA	4.0	8	14	1	13%
Criminal Felony	CF	2.0	5	7	2	40%
Criminal Misdemeanor	CM	2.8	14	45	16	114%
Protective Order – Family Abuse	FP	2.1	5	13	8	160%
Motion - Modify Protective Order	MP	1.0	2	2	2	100%
Other	OT	1.0	1	1	1	100%
Show Cause	SC	1.8	37	75	39	105%
Civil Support	VS	2.1	16	35	14	88%
Adult Total			90	198	85	94.4%

Juvenile						
Capias	CA	0.0	1	1	0	0%
Custody Visitation	CV	2.7	61	148	61	100%
Delinquency Felony	DF	3.0	0	6	2	0%
Delinquency Misdemeanor	DM	2.2	7	17	6	86%
Entrustment Agreement	ET	1.0	3	3	3	100%
Foster Care Review	FC	1.0	2	2	2	100%
Permanency Planning	PH	1.0	1	1	1	100%
Paternity	PT	2.3	4	6	3	75%
Show Cause	SC	3.0	1	5	3	300%
Status Offense	ST	3.0	0	5	2	0%
Traffic	T	1.6	8	11	8	100%
Termination of Parental Rights	TP	1.0	4	4	4	100%
Truancy/Runaway (Child in Need of Supervision)	TR	1.3	7	9	7	100%
Juvenile Total			99	218	102	103.0%

Totals			189	416	187	98.9%
---------------	--	--	------------	------------	------------	--------------



	Total Filings with %
Custody Visitation (CV)	61 32%
Show Cause (SC)	38 20%
Civil Support (VS)	16 8%
Criminal Misdemeanor (CM)	14 7%
Capias (CA)	9 5%
Others	51 27%
Total	189 100%

Special Case Activities

Emergency Protective Order	PE	1.0	15
Non-Case	NC	1.0	1
Temporary Detention Order	TD	1.0	2

February 2016

	Filing Type	Hearings Per Case	Filings	Hearings	Concluded	Clearance Rate
Adult						
Protective Order - Non Family Abuse	AP	3.8	2	7	4	200%
Capias	CA	3.3	3	17	4	133%
Criminal Felony	CF	4.0	2	16	11	550%
Criminal Misdemeanor	CM	2.5	18	51	11	61%
Protective Order – Family Abuse	FP	2.0	4	6	2	50%
Motion - Modify Protective Order	MP	1.0	2	2	2	100%
Remand Support	RS	1.0	2	2	2	100%
Show Cause	SC	2.1	20	54	26	130%
Civil Support	VS	1.8	17	42	22	129%
Adult Total			70	197	84	120.0%
Juvenile						
Abuse or Neglect	AN	4.0	0	1	1	0%
Custody Visitation	CV	3.4	16	120	51	319%
Delinquency Felony	DF	0.0	6	14	0	0%
Delinquency Misdemeanor	DM	2.4	3	16	5	167%
Foster Care Review	FC	1.3	2	3	3	150%
Initial Foster Care Review	IF	1.0	1	1	1	100%
Paternity	PT	2.0	0	2	2	0%
Remand Custody	RC	1.0	4	4	4	100%
Remand Visitation	RV	1.0	4	4	4	100%
Show Cause	SC	0.0	1	2	0	0%
Status Offense	ST	1.3	7	13	9	129%
Traffic	T	1.5	13	17	11	85%
Juvenile Total			57	197	91	159.6%
Totals			127	394	175	137.8%

New Cases



	Total Filings with %
Show Cause (SC)	21 17%
Criminal Misdemeanor (CM)	18 14%
Civil Support (VS)	17 13%
Custody Visitation (CV)	16 13%
Traffic (T)	13 10%
Others	42 33%
Total	127 100%

Special Case Activities


Emergency Protective Order	PE	1.0	10
Emergency Custody Order	EC	1.0	2
Temporary Detention Order	TD	1.0	2

January 2016

	Filing Type	Hearings Per Case	Filings	Hearings	Concluded	Clearance Rate
Adult						
Protective Order - Non Family Abuse	AP	0.0	0	2	0	0%
Capias	CA	3.0	3	5	1	33%
Criminal Felony	CF	3.0	0	14	9	0%
Criminal Misdemeanor	CM	2.6	13	29	11	85%
Protective Order – Family Abuse	FP	2.0	4	8	1	25%
Other	OT	1.0	2	2	2	100%
Show Cause	SC	1.3	30	44	26	87%
Civil Support	VS	1.8	16	32	18	113%
Adult Total			68	136	68	100.0%
Juvenile						
Abuse or Neglect	AN	0.0	0	2	0	0%
Custody Visitation	CV	2.5	58	121	64	110%
Delinquency Felony	DF	0.0	4	8	0	0%
Delinquency Misdemeanor	DM	1.5	8	12	4	50%
Foster Care Review	FC	0.0	1	1	0	0%
Paternity	PT	2.0	0	2	1	0%
Remand Custody	RC	1.0	2	2	2	100%
Remand Visitation	RV	1.5	3	4	4	133%
Status Offense	ST	0.0	2	2	0	0%
Traffic	T	1.1	7	8	7	100%
Truancy/Runaway (Child in Need of Supervision)	TR	1.0	2	2	2	100%
Juvenile Total			87	164	84	96.6%

Totals			155	300	152	98.1%
---------------	--	--	------------	------------	------------	--------------

New Cases



	Total Filings with %	
Custody Visitation (CV)	58	37%
Show Cause (SC)	30	19%
Civil Support (VS)	16	10%
Criminal Misdemeanor (CM)	13	8%
Delinquency Misdemeanor (DM)	8	5%
Others	30	19%
Total	155	100%

Special Case Activities

Emergency Protective Order	PE	1.0	9
----------------------------	----	-----	---

Commonwealth of Virginia
Caseload Statistics of the J&DR District Courts

Patrick

December 2016

	Filing Type	Hearings Per Case	Filings	Hearings	Concluded	Clearance Rate
Adult						
Capias	CA	3.0	1	8	5	500%
Criminal Felony	CF	3.0	3	6	1	33%
Criminal Misdemeanor	CM	2.7	19	44	13	68%
Protective Order – Family Abuse	FP	1.3	14	18	16	114%
Show Cause	SC	2.7	11	26	12	109%
Civil Support	VS	1.6	14	25	19	136%
Adult Total			62	127	66	106.5%
Juvenile						
Abuse or Neglect	AN	2.5	1	4	2	200%
Custody Visitation	CV	1.8	16	54	26	163%
Delinquency Felony	DF	0.0	0	2	0	0%
Delinquency Misdemeanor	DM	1.0	3	4	1	33%
Foster Care Review	FC	1.0	1	1	1	100%
Permanency Planning	PH	1.0	4	4	1	25%
Paternity	PT	1.0	3	4	3	100%
Traffic	T	0.0	3	3	0	0%
Juvenile Total			31	76	34	109.7%
Totals			93	203	100	107.5%



	Total Filings with %
Criminal Misdemeanor (CM)	19 20%
Custody Visitation (CV)	16 17%
Civil Support (VS)	14 15%
Protective Order – Family Abuse (FP)	14 15%
Show Cause (SC)	11 12%
Others	19 20%
Total	93 100%

Special Case Activities

Emergency Protective Order	PE	1.0	5
----------------------------	----	-----	---

Commonwealth of Virginia
Caseload Statistics of the J&DR District Courts

Patrick

November 2016

	Filing Type	Hearings Per Case	Filings	Hearings	Concluded	Clearance Rate
Adult						
Capias	CA	3.0	2	16	7	350%
Criminal Felonv	CF	4.1	1	11	8	800%
Criminal Misdemeanor	CM	2.5	6	23	10	167%
Protective Order – Family Abuse	FP	1.4	12	16	11	92%
Motion - Modifv Protective Order	MP	1.0	1	1	1	100%
Show Cause	SC	2.8	10	28	12	120%
Restricted License - Support	SL	1.0	1	1	1	100%
Civil Support	VS	1.8	19	36	23	121%
Adult Total			52	132	73	140.4%
Juvenile						
Abuse or Neglect	AN	2.8	0	5	4	0%
Protective Order – Non Family Abuse	AP	3.0	0	1	1	0%
Custody Visitation	CV	1.9	38	67	41	108%
Delinquency Felonv	DF	0.0	7	14	0	0%
Delinquency Misdemeanor	DM	2.3	3	9	3	100%
Paternity	PT	2.0	0	3	3	0%
Status Offense	ST	4.0	0	1	1	0%
Traffic	T	1.8	2	7	5	250%
Juvenile Total			50	107	58	116.0%
Totals			102	239	131	128.4%



	Total Filings with %
Custody Visitation (CV)	38 37%
Civil Support (VS)	19 19%
Protective Order – Family Abuse (FP)	12 12%
Show Cause (SC)	10 10%
Delinquency Felony (DF)	7 7%
Others	16 16%
Total	102 100%

Special Case Activities

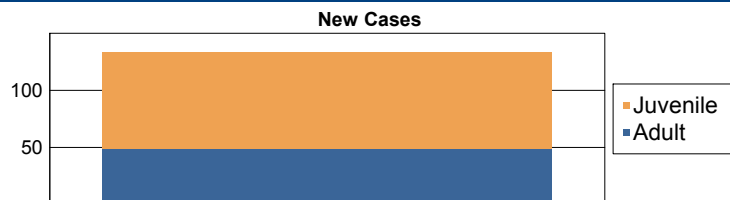
Emergency Protective Order	PE	1.0	3
Emergency Custody Order	EC	4.0	0

Commonwealth of Virginia
Caseload Statistics of the J&DR District Courts

Patrick

October 2016

	Filing Type	Hearings Per Case	Filings	Hearings	Concluded	Clearance Rate
Adult						
Protective Order - Non Family Abuse	AP	2.0	0	1	1	0%
Capias	CA	2.0	4	8	2	50%
Criminal Felony	CF	3.0	1	5	2	200%
Criminal Misdemeanor	CM	3.4	10	28	17	170%
Protective Order – Family Abuse	FP	2.3	2	6	6	300%
Motion - Modify Protective Order	MP	1.0	2	2	2	100%
Show Cause	SC	2.9	13	34	15	115%
Restricted License - Support	SL	1.0	1	1	1	100%
Civil Support	VS	1.9	16	23	16	100%
Adult Total			49	108	62	126.5%
Juvenile						
Abuse or Neglect	AN	3.0	3	4	1	33%
Custody Visitation	CV	1.4	49	54	30	61%
Delinquency Felony	DF	0.0	15	20	0	0%
Delinquency Misdemeanor	DM	4.0	4	12	3	75%
Protective Order – Family Abuse	FP	1.0	4	6	2	50%
Initial Foster Care Review	IF	1.0	1	1	1	100%
Permanency Planning	PH	1.0	2	2	2	100%
Paternity	PT	1.0	2	2	1	50%
Remand Custody	RC	1.0	1	1	1	100%
Remand Visitation	RV	1.0	1	1	1	100%
Status Offense	ST	5.0	0	1	1	0%
Traffic	T	2.0	3	4	1	33%
Juvenile Total			85	108	44	51.8%
Totals			134	216	106	79.1%



	Total Filings with %	
Custody Visitation (CV)	49	37%
Civil Support (VS)	16	12%
Delinquency Felony (DF)	15	11%
Show Cause (SC)	13	10%
Criminal Misdemeanor (CM)	10	7%
Others	31	23%
Total	134	100%

Special Case Activities

Emergency Protective Order	PE	1.0	7
----------------------------	----	-----	---

Commonwealth of Virginia
Caseload Statistics of the J&DR District Courts

Patrick

September 2016

	Filing Type	Hearings Per Case	Filings	Hearings	Concluded	Clearance Rate
Adult						
Capias	CA	3.0	2	6	2	100%
Criminal Felony	CF	3.5	0	6	2	0%
Criminal Misdemeanor	CM	2.5	5	24	13	260%
Protective Order – Family Abuse	FP	1.4	6	12	9	150%
Remand Support	RS	1.0	1	1	1	100%
Show Cause	SC	2.4	13	28	8	62%
Civil Support	VS	1.4	21	29	14	67%
Adult Total			48	106	49	102.1%
Juvenile						
Abuse or Neglect	AN	2.7	2	16	6	300%
Protective Order – Non Family Abuse	AP	0.0	0	1	0	0%
Custody Visitation	CV	1.4	66	98	53	80%
Delinquency Felony	DF	5.0	0	5	1	0%
Delinquency Misdemeanor	DM	4.7	3	9	3	100%
Foster Care Review	FC	1.0	3	3	3	100%
Motion - Modify Protective Order	MP	2.0	0	3	3	0%
Paternity	PT	0.0	1	1	0	0%
Traffic	T	1.5	2	2	2	100%
Juvenile Total			77	138	71	92.2%
Totals			125	244	120	96.0%



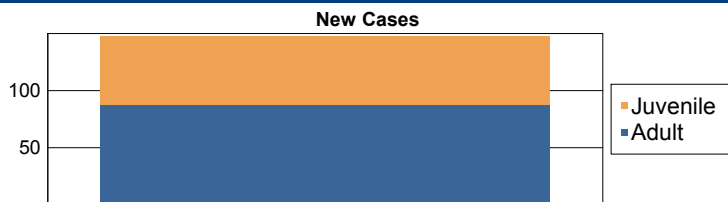
	Total Filings with %	
Custody Visitation (CV)	66	53%
Civil Support (VS)	21	17%
Show Cause (SC)	13	10%
Protective Order – Family Abuse (FP)	6	5%
Criminal Misdemeanor (CM)	5	4%
Others	14	11%
Total	125	100%

Commonwealth of Virginia
Caseload Statistics of the J&DR District Courts

Patrick

August 2016

	Filing Type	Hearings Per Case	Filings	Hearings	Concluded	Clearance Rate
Adult						
Capias	CA	3.0	4	12	1	25%
Criminal Felony	CF	2.8	9	19	4	44%
Criminal Misdemeanor	CM	2.7	22	43	18	82%
Protective Order – Family Abuse	FP	1.2	14	17	9	64%
Motion - Modifv Protective Order	MP	1.0	1	1	1	100%
Remand Support	RS	1.0	1	1	1	100%
Show Cause	SC	2.6	10	25	11	110%
Restricted License - Support	SL	1.0	1	1	1	100%
Civil Support	VS	1.2	26	35	27	104%
Adult Total			88	154	73	83.0%
Juvenile						
Abuse or Neglect	AN	3.2	10	14	5	50%
Protective Order – Non Familv Abuse	AP	0.0	1	1	0	0%
Child in Need of Services	CS	2.0	0	1	1	0%
Custody Visitation	CV	1.4	36	49	28	78%
Delinquency Felony	DF	9.0	0	6	1	0%
Delinquency Misdemeanor	DM	2.7	5	12	3	60%
Initial Foster Care Review	IF	1.0	1	1	1	100%
Permanency Planning	PH	1.0	2	2	2	100%
Paternity	PT	1.0	3	3	3	100%
Status Offense	ST	0.0	0	2	0	0%
Traffic	T	1.3	2	1	3	150%
Juvenile Total			60	92	47	78.3%
Totals			148	246	120	81.1%



	Total Filings with %
Custody Visitation (CV)	36 24%
Civil Support (VS)	26 18%
Criminal Misdemeanor (CM)	22 15%
Protective Order – Family Abuse (FP)	14 9%
Abuse or Neglect (AN)	10 7%
Others	40 27%
Total	148 100%

Special Case Activities

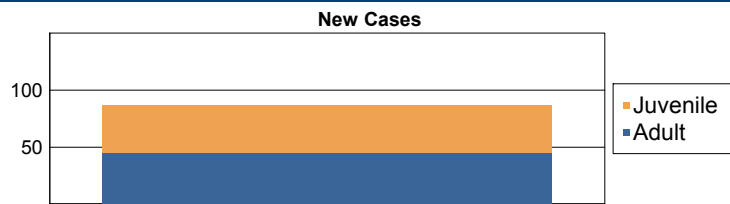
Emergency Protective Order	PE	1.0	14
Emergency Custody Order	EC	1.0	2

Commonwealth of Virginia
Caseload Statistics of the J&DR District Courts

Patrick

July 2016

	Filing Type	Hearings Per Case	Filings	Hearings	Concluded	Clearance Rate
Adult						
Protective Order - Non Family Abuse	AP	0.0	1	1	0	0%
Capias	CA	2.0	1	2	2	200%
Criminal Felony	CF	3.0	4	8	1	25%
Criminal Misdemeanor	CM	2.2	11	30	9	82%
Protective Order – Family Abuse	FP	1.0	8	8	4	50%
Show Cause	SC	2.6	7	26	11	157%
Civil Support	VS	1.7	13	29	17	131%
Adult Total			45	104	44	97.8%
Juvenile						
Abuse or Neglect	AN	0.0	2	3	0	0%
Child in Need of Services	CS	0.0	1	1	0	0%
Custody Visitation	CV	1.5	26	63	51	196%
Delinquency Felony	DF	0.0	0	3	0	0%
Delinquency Misdemeanor	DM	2.0	1	4	1	100%
Foster Care Review	FC	1.0	2	2	2	100%
Motion - Modify Protective Order	MP	0.0	3	3	0	0%
Permanency Planning	PH	1.0	2	2	2	100%
Paternity	PT	1.0	4	4	1	25%
Status Offense	ST	0.0	0	1	0	0%
Traffic	T	0.0	1	1	0	0%
Juvenile Total			42	87	57	135.7%
Totals			87	191	101	116.1%



	Total Filings with %
Custody Visitation (CV)	26 30%
Civil Support (VS)	13 15%
Criminal Misdemeanor (CM)	11 13%
Protective Order – Family Abuse (FP)	8 9%
Show Cause (SC)	7 8%
Others	22 25%
Total	87 100%

Special Case Activities

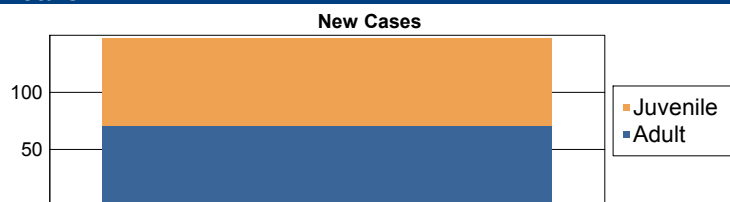
Emergency Protective Order	PE	1.0	5
Emergency Custody Order	EC	0.0	0

Commonwealth of Virginia
Caseload Statistics of the J&DR District Courts

Patrick

June 2016

	Filing Type	Hearings Per Case	Filings	Hearings	Concluded	Clearance Rate
Adult						
Cabias	CA	2.0	2	10	3	150%
Criminal Felonv	CF	2.5	3	12	6	200%
Criminal Misdemeanor	CM	2.8	34	53	9	26%
Protective Order – Family Abuse	FP	1.8	4	7	5	125%
Motion - Modifv Protective Order	MP	1.0	3	3	3	100%
Remand Support	RS	1.0	1	1	1	100%
Show Cause	SC	2.3	8	28	14	175%
Restricted License - Support	SL	1.0	1	1	1	100%
Civil Support	VS	1.6	15	24	13	87%
Adult Total			71	139	55	77.5%
Juvenile						
Abuse or Neglect	AN	0.0	4	9	0	0%
Relief of Custodv	CR	2.0	0	3	3	0%
Custodv Visitation	CV	1.3	37	60	28	76%
Delinquency Felonv	DF	0.0	8	9	0	0%
Delinquency Misdemeanor	DM	3.0	5	11	2	40%
Foster Care Review	FC	1.0	1	1	1	100%
Motion - Modifv Protective Order	MP	1.0	1	1	1	100%
Permanency Planning	PH	1.0	5	5	5	100%
Remand Custodv	RC	1.0	8	8	8	100%
Remand Visitation	RV	1.0	8	8	8	100%
Status Offense	ST	0.0	0	1	0	0%
Traffic	T	2.5	0	2	2	0%
Juvenile Total			77	118	58	75.3%
Totals			148	257	113	76.4%



	Total Filings with %
Custody Visitation (CV)	37 25%
Criminal Misdemeanor (CM)	34 23%
Civil Support (VS)	15 10%
Delinquency Felony (DF)	8 5%
Remand Custody (RC)	8 5%
Others	46 31%
Total	148 100%

Special Case Activities

Emergency Protective Order	PE	1.0	16
Temporary Detention Order	TD	1.0	2

Commonwealth of Virginia
Caseload Statistics of the J&DR District Courts

Patrick


May 2016

	Filing Type	Hearings Per Case	Filings	Hearings	Concluded	Clearance Rate
Adult						
Capias	CA	2.4	9	14	5	56%
Criminal Felonv	CF	3.2	2	15	12	600%
Criminal Misdemeanor	CM	3.2	7	13	5	71%
Protective Order – Family Abuse	FP	1.8	4	7	4	100%
Motion - Modifv Protective Order	MP	1.0	1	1	1	100%
Remand Support	RS	1.0	2	2	2	100%
Show Cause	SC	2.4	25	44	12	48%
Civil Support	VS	2.2	12	28	15	125%
Adult Total			62	124	56	90.3%

Juvenile						
Abuse or Neglect	AN	4.0	0	6	3	0%
Relief of Custody	CR	0.0	3	3	0	0%
Custody Visitation	CV	2.7	31	69	43	139%
Delinquency Felonv	DF	6.0	0	9	1	0%
Delinquency Misdemeanor	DM	0.0	3	6	0	0%
Foster Care Review	FC	1.0	1	1	1	100%
Initial Foster Care Review	IF	1.0	3	3	3	100%
Paternity	PT	1.6	3	5	5	167%
Remand Custody	RC	1.0	4	4	4	100%
Remand Visitation	RV	1.0	4	4	4	100%
Status Offense	ST	0.0	1	4	0	0%
Traffic	T	1.3	8	12	8	100%
Juvenile Total			61	126	72	118.0%

Totals			123	250	128	104.1%
---------------	--	--	------------	------------	------------	---------------

New Cases



	Total Filings with %
Custody Visitation (CV)	31 25%
Show Cause (SC)	25 20%
Civil Support (VS)	12 10%
Capias (CA)	9 7%
Traffic (T)	8 7%
Others	38 31%
Total	123 100%

Special Case Activities

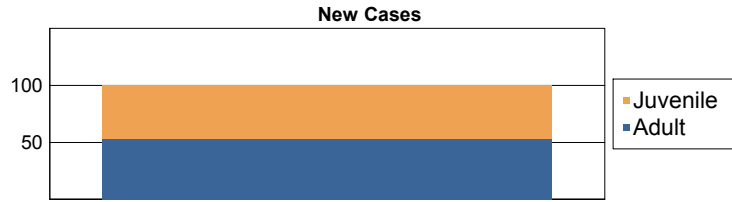
Emergency Protective Order	PE	1.0	9
Emergency Custody Order	EC	1.0	2
Mental Commitment	MC	1.0	1

Commonwealth of Virginia
Caseload Statistics of the J&DR District Courts

Patrick

April 2016

	Filing Type	Hearings Per Case	Filings	Hearings	Concluded	Clearance Rate
Adult						
Capias	CA	2.8	2	10	4	200%
Criminal Felony	CF	4.0	4	18	1	25%
Criminal Misdemeanor	CM	2.9	9	20	8	89%
Protective Order – Family Abuse	FP	1.6	4	7	5	125%
Remand Support	RS	1.0	1	1	1	100%
Show Cause	SC	2.1	18	32	11	61%
Civil Support	VS	1.7	15	26	16	107%
Adult Total			53	114	46	86.8%
Juvenile						
Abuse or Neglect	AN	0.0	0	5	0	0%
Custody Visitation	CV	1.6	33	57	41	124%
Delinquency Felony	DF	2.0	0	2	1	0%
Delinquency Misdemeanor	DM	3.3	7	18	3	43%
Foster Care Review	FC	1.0	2	2	2	100%
Paternity	PT	2.0	1	2	2	200%
Remand Custody	RC	1.0	2	2	2	100%
Remand Visitation	RV	1.0	1	1	1	100%
Status Offense	ST	0.0	1	1	0	0%
Traffic	T	3.3	0	6	3	0%
Juvenile Total			47	96	55	117.0%
Totals			100	210	101	101.0%



	Total Filings with %
Custody Visitation (CV)	33 33%
Show Cause (SC)	18 18%
Civil Support (VS)	15 15%
Criminal Misdemeanor (CM)	9 9%
Delinquency Misdemeanor (DM)	7 7%
Others	18 18%
Total	100 100%

Special Case Activities

Emergency Protective Order	PE	1.0	9
----------------------------	----	-----	---

Commonwealth of Virginia
Caseload Statistics of the J&DR District Courts

Patrick

March 2016

	Filing Type	Hearings Per Case	Filings	Hearings	Concluded	Clearance Rate
Adult						
Capias	CA	2.0	2	9	2	100%
Criminal Felonv	CF	0.0	13	16	0	0%
Criminal Misdemeanor	CM	2.3	10	19	7	70%
Protective Order – Family Abuse	FP	1.8	3	6	4	133%
Motion - Modifv Protective Order	MP	1.0	1	1	1	100%
Remand Support	RS	1.0	1	1	1	100%
Show Cause	SC	2.7	7	37	15	214%
Restricted License - Support	SL	1.0	1	1	1	100%
Civil Support	VS	1.8	24	38	16	67%
Adult Total			62	128	47	75.8%
Juvenile						
Abuse or Neglect	AN	5.0	3	7	1	33%
Protective Order – Non Familv Abuse	AP	2.0	0	2	2	0%
Custodv Visitation	CV	1.7	40	63	36	90%
Delinquency Felonv	DF	3.0	3	7	1	33%
Delinquency Misdemeanor	DM	0.0	2	7	0	0%
Foster Care Review	FC	1.0	2	2	2	100%
Paternity	PT	0.0	0	1	0	0%
Status Offense	ST	0.0	1	2	0	0%
Traffic	T	1.3	4	3	4	100%
Juvenile Total			55	94	46	83.6%
Totals			117	222	93	79.5%

New Cases



	Total Filings with %	
Custody Visitation (CV)	40	34%
Civil Support (VS)	24	21%
Criminal Felony (CF)	13	11%
Criminal Misdemeanor (CM)	10	9%
Show Cause (SC)	7	6%
Others	23	20%
Total	117	100%

Special Case Activities

Emergency Protective Order	PE	1.0	7
----------------------------	----	-----	---

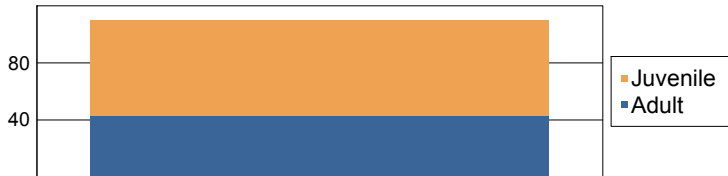
Commonwealth of Virginia
Caseload Statistics of the J&DR District Courts

Patrick

February 2016

	Filing Type	Hearings Per Case	Filings	Hearings	Concluded	Clearance Rate
Adult						
Capias	CA	3.0	1	4	1	100%
Criminal Felony	CF	2.6	0	5	5	0%
Criminal Misdemeanor	CM	2.7	6	16	6	100%
Protective Order – Family Abuse	FP	2.0	4	7	3	75%
Motion - Modifv Protective Order	MP	1.0	1	1	1	100%
Remand Support	RS	1.0	1	1	1	100%
Show Cause	SC	2.2	11	24	11	100%
Civil Support	VS	1.4	19	31	21	111%
Adult Total			43	89	49	114.0%
Juvenile						
Protective Order – Non Family Abuse	AP	0.0	2	2	0	0%
Custody Visitation	CV	1.4	34	99	52	153%
Delinquency Felony	DF	5.0	4	9	1	25%
Delinquency Misdemeanor	DM	1.5	9	16	2	22%
Foster Care Review	FC	1.0	3	3	3	100%
Initial Foster Care Review	IF	1.0	1	1	1	100%
Paternity	PT	3.0	1	2	1	100%
Remand Custody	RC	1.0	2	2	2	100%
Remand Visitation	RV	1.0	3	3	3	100%
Status Offense	ST	3.0	0	1	1	0%
Traffic	T	1.4	8	11	10	125%
Juvenile Total			67	149	76	113.4%
Totals			110	238	125	113.6%

New Cases



	Total Filings with %
Custody Visitation (CV)	34 31%
Civil Support (VS)	19 17%
Show Cause (SC)	11 10%
Delinquency Misdemeanor (DM)	9 8%
Traffic (T)	8 7%
Others	29 26%
Total	110 100%

Special Case Activities

Emergency Protective Order	PE	1.0	2
Emergency Custody Order	EC	0.0	6

Commonwealth of Virginia
Caseload Statistics of the J&DR District Courts

Patrick

January 2016

	Filing Type	Hearings Per Case	Filings	Hearings	Concluded	Clearance Rate
Adult						
Capias	CA	3.3	2	10	4	200%
Criminal Felonv	CF	2.7	5	11	3	60%
Criminal Misdemeanor	CM	2.5	7	22	8	114%
Protective Order – Family Abuse	FP	1.6	6	8	7	117%
Motion - Modifv Protective Order	MP	1.0	2	2	2	100%
Show Cause	SC	3.8	15	27	6	40%
Civil Support	VS	2.7	8	17	6	75%
Adult Total			45	97	36	80.0%
Juvenile						
Custody Visitation	CV	1.5	32	44	20	63%
Delinquency Felonv	DF	1.0	4	8	3	75%
Delinquency Misdemeanor	DM	2.8	3	9	5	167%
Foster Care Review	FC	1.0	2	2	2	100%
Initial Foster Care Review	IF	1.0	1	1	1	100%
Paternity	PT	1.0	3	5	2	67%
Status Offense	ST	0.0	0	1	0	0%
Traffic	T	2.0	1	3	2	200%
Termination of Parental Rights	TP	2.0	0	4	4	0%
Juvenile Total			46	77	39	84.8%
Totals			91	174	75	82.4%



	Total Filings with %
Custody Visitation (CV)	32 35%
Show Cause (SC)	15 16%
Civil Support (VS)	8 9%
Criminal Misdemeanor (CM)	7 8%
Protective Order – Family Abuse (FP)	6 7%
Others	23 25%
Total	91 100%

Special Case Activities

Emeraency Protective Order	PE	1.0	4
----------------------------	----	-----	---

Commonwealth of Virginia
Caseload Statistics of the J&DR District Courts

Petersburg

December 2016

	Filing Type	Hearings Per Case	Filings	Hearings	Concluded	Clearance Rate
Adult						
Capias	CA	2.2	17	34	22	129%
Criminal Felony	CF	3.6	21	53	11	52%
Criminal Misdemeanor	CM	3.1	25	66	20	80%
Protective Order – Family Abuse	FP	2.8	10	26	13	130%
Motion - Modifv Protective Order	MP	1.0	1	1	1	100%
Other	OT	2.4	3	12	8	267%
Protective Order - Violation of Protective Order Conviction	PV	1.0	1	1	1	100%
Show Cause	SC	3.1	24	97	48	200%
Civil Support	VS	1.7	15	27	15	100%
Adult Total			117	317	139	118.8%
Juvenile						
Abuse or Neglect	AN	5.0	0	1	1	0%
Child in Need of Services	CS	2.0	0	2	1	0%
Custody Visitation	CV	1.8	51	82	50	98%
Delinquency Felony	DF	5.1	9	33	9	100%
Delinquency Misdemeanor	DM	3.3	21	52	12	57%
Foster Care Review	FC	1.0	3	3	3	100%
Protective Order – Family Abuse	FP	2.0	0	1	1	0%
Permanency Planning	PH	1.0	2	2	2	100%
Show Cause	SC	2.2	6	11	5	83%
Status Offense	ST	3.0	1	4	1	100%
Traffic	T	0.0	1	1	0	0%
Truancy/Runaway (Child in Need of Supervision)	TR	2.0	1	6	2	200%
Juvenile Total			95	198	87	91.6%
Totals			212	515	226	106.6%



	Total Filings with %	
Custody Visitation (CV)	51	24%
Show Cause (SC)	30	14%
Criminal Misdemeanor (CM)	25	12%
Criminal Felony (CF)	21	10%
Delinquency Misdemeanor (DM)	21	10%
Others	64	30%
Total	212	100%

Special Case Activities

Emergency Protective Order	PE	1.0	28
Mental Commitment	MC	1.0	29
Temporary Detention Order	TD	1.0	6

Commonwealth of Virginia
Caseload Statistics of the J&DR District Courts

Petersburg

November 2016

	Filing Type	Hearings Per Case	Filings	Hearings	Concluded	Clearance Rate
Adult						
Capias	CA	2.2	25	61	44	176%
Criminal Felony	CF	3.7	8	41	9	113%
Criminal Misdemeanor	CM	3.2	18	85	38	211%
Protective Order – Family Abuse	FP	2.3	12	26	11	92%
Motion - Modifv Protective Order	MP	1.0	1	1	1	100%
Other	OT	1.7	14	28	23	164%
Protective Order – Stalking/Acts of Violence	PC	2.0	0	1	1	0%
Show Cause	SC	3.3	44	127	69	157%
Restricted License - Support	SL	1.0	2	2	2	100%
Civil Support	VS	1.8	28	35	16	57%
Adult Total			152	407	214	140.8%
Juvenile						
Abuse or Neglect	AN	3.0	0	2	2	0%
Protective Order – Non Family Abuse	AP	3.0	0	3	3	0%
Child in Need of Services	CS	1.8	3	9	5	167%
Custody Visitation	CV	1.5	77	99	63	82%
Delinquency Felony	DF	4.1	3	33	14	467%
Delinquency Misdemeanor	DM	2.8	8	39	18	225%
Foster Care Review	FC	1.0	4	4	4	100%
Protective Order – Family Abuse	FP	0.0	1	1	0	0%
Initial Foster Care Review	IF	1.0	2	2	2	100%
Permanency Planning	PH	1.0	3	3	3	100%
Show Cause	SC	1.8	2	8	6	300%
Status Offense	ST	1.0	1	3	1	100%
Traffic	T	1.5	3	5	4	133%
Termination of Parental Rights	TP	1.0	10	16	4	40%
Truancy/Runaway (Child in Need of Supervision)	TR	1.4	5	11	5	100%
Juvenile Total			122	238	134	109.8%
Totals			274	645	348	127.0%



	Total Filings with %
Custody Visitation (CV)	77 28%
Show Cause (SC)	46 17%
Civil Support (VS)	28 10%
Capias (CA)	25 9%
Criminal Misdemeanor (CM)	18 7%
Others	80 29%
Total	274 100%

Special Case Activities

Emergency Protective Order	PE	1.0	19
Emergency Custody Order	EC	1.0	2
Mental Commitment	MC	1.0	36
Non-Case	NC	1.0	2
Temporary Detention Order	TD	1.0	6

Commonwealth of Virginia
Caseload Statistics of the J&DR District Courts

Petersburg

October 2016

	Filing Type	Hearings Per Case	Filings	Hearings	Concluded	Clearance Rate
Adult						
Protective Order - Non Family Abuse	AP	2.0	0	1	1	0%
Capias	CA	2.3	20	46	23	115%
Criminal Felony	CF	3.3	15	55	15	100%
Criminal Misdemeanor	CM	3.1	27	97	39	144%
Protective Order – Family Abuse	FP	2.2	12	29	14	117%
Motion - Modify Protective Order	MP	1.0	1	1	1	100%
Other	OT	1.4	18	23	20	111%
Protective Order – Stalking/Acts of Violence	PC	0.0	1	1	0	0%
Protective Order - Violation of Protective Order Conviction	PV	1.0	2	2	2	100%
Show Cause	SC	3.5	33	143	69	209%
Civil Support	VS	2.0	14	30	20	143%
Adult Total			143	428	204	142.7%

Juvenile						
Abuse or Neglect	AN	0.0	0	2	0	0%
Child in Need of Services	CS	1.0	3	4	1	33%
Custody Visitation	CV	1.2	79	100	71	90%
Delinquency Felony	DF	3.4	5	49	26	520%
Delinquency Misdemeanor	DM	3.2	18	53	21	117%
Foster Care Review	FC	1.2	4	5	5	125%
Permanency Planning	PH	1.5	1	2	2	200%
Paternity	PT	0.0	0	1	0	0%
Show Cause	SC	2.0	2	7	3	150%
Status Offense	ST	0.0	2	3	0	0%
Truancy/Runaway (Child in Need of Supervision)	TR	1.0	13	13	8	62%
Juvenile Total			127	239	137	107.9%

Totals			270	667	341	126.3%
---------------	--	--	------------	------------	------------	---------------



	Total Filings with %
Custody Visitation (CV)	79 29%
Show Cause (SC)	35 13%
Criminal Misdemeanor (CM)	27 10%
Capias (CA)	20 7%
Delinquency Misdemeanor (DM)	18 7%
Others	91 34%
Total	270 100%

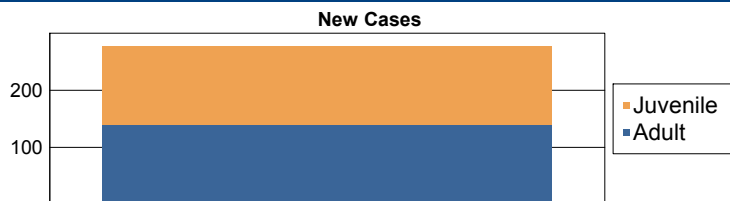
Special Case Activities

Emergency Protective Order	PE	1.0	16
Mental Commitment	MC	1.0	50
Temporary Detention Order	TD	1.0	8

Commonwealth of Virginia
Caseload Statistics of the J&DR District Courts
September 2016

Petersburg

	Filing Type	Hearings Per Case	Filings	Hearings	Concluded	Clearance Rate
Adult						
Protective Order - Non Familv Abuse	AP	0.0	1	1	0	0%
Capias	CA	2.6	15	45	31	207%
Criminal Felonv	CF	3.9	18	47	9	50%
Criminal Misdemeanor	CM	3.4	28	101	38	136%
Protective Order – Familv Abuse	FP	2.1	13	27	9	69%
Motion - Modify Protective Order	MP	1.0	1	1	1	100%
Other	OT	1.1	20	22	16	80%
Protective Order - Violation of Protective Order Conviction	PV	1.0	1	1	1	100%
Show Cause	SC	3.7	31	142	63	203%
Civil Support	VS	2.5	13	28	17	131%
Adult Total			141	415	185	131.2%
Juvenile						
Abuse or Nealect	AN	0.0	0	1	0	0%
Protective Order - Non Familv Abuse	AP	2.0	1	5	1	100%
Child in Need of Services	CS	1.0	4	4	1	25%
Custody Visitation	CV	1.8	76	117	88	116%
Delinquencv Felonv	DF	4.8	17	64	16	94%
Delinquencv Misdemeanor	DM	3.4	16	49	11	69%
Foster Care Review	FC	1.2	4	5	5	125%
Initial Foster Care Review	IF	3.0	0	1	1	0%
Permanencv Plannina	PH	1.0	9	9	9	100%
Paternity	PT	2.0	0	1	1	0%
Show Cause	SC	3.0	3	7	3	100%
Traffic	T	1.8	4	6	4	100%
Termination of Parental Rihts	TP	0.0	0	6	0	0%
Truancv/Runaway (Child in Need of Supervision)	TR	3.5	3	7	2	67%
	VA	2.0	0	1	1	0%
Juvenile Total			137	283	143	104.4%
Totals			278	698	328	118.0%



	Total Filings with %
Custody Visitation (CV)	76 27%
Show Cause (SC)	34 12%
Criminal Misdemeanor (CM)	28 10%
Other (OT)	20 7%
Criminal Felony (CF)	18 6%
Others	102 37%
Total	278 100%

Special Case Activities

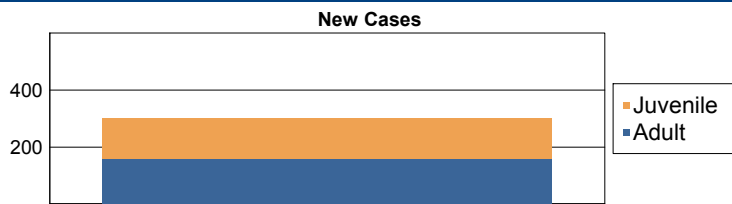
Non-Case	NC	1.0	1
Emergency Protective Order	PE	1.0	24
Mental Commitment	MC	1.0	25
Non-Case	NC	1.0	2
Temporary Detention Order	TD	1.0	12

Commonwealth of Virginia
Caseload Statistics of the J&DR District Courts
August 2016

Petersburg

	Filing Type	Hearings Per Case	Filings	Hearings	Concluded	Clearance Rate
Adult						
Protective Order - Non Familv Abuse	AP	1.0	1	1	1	100%
Capias	CA	2.3	18	58	27	150%
Criminal Felonv	CF	3.6	11	54	20	182%
Criminal Misdemeanor	CM	3.1	30	109	41	137%
Protective Order – Familv Abuse	FP	2.6	13	33	19	146%
Other	OT	2.0	0	1	1	0%
Show Cause	SC	3.8	64	178	54	84%
Restricted License - Support	SL	1.0	2	2	1	50%
Civil Support	VS	1.7	21	43	27	129%
Adult Total			160	479	191	119.4%
Juvenile						
Abuse or Neglect	AN	4.0	0	8	4	0%
Protective Order – Non Familv Abuse	AP	2.7	4	7	3	75%
Custodv Visitation	CV	1.9	78	147	108	138%
Delinquency Felonv	DF	3.5	21	76	22	105%
Delinquency Misdemeanor	DM	3.4	23	60	15	65%
Foster Care Review	FC	2.0	5	8	3	60%
Permanency Planning	PH	0.0	1	1	0	0%
Paternity	PT	0.0	0	1	0	0%
Show Cause	SC	3.0	2	4	1	50%
Traffic	T	1.8	2	6	4	200%
Termination of Parental Rihts	TP	3.0	6	8	2	33%
Truancy/Runaway (Child in Need of Supervision)	TR	2.0	0	1	1	0%
	VA	0.0	1	1	0	0%
Juvenile Total			143	328	163	114.0%

Totals	303	807	354	116.8%
---------------	------------	------------	------------	---------------



	Total Filings with %
Custody Visitation (CV)	78 26%
Show Cause (SC)	66 22%
Criminal Misdemeanor (CM)	30 10%
Delinquency Misdemeanor (DM)	23 8%
Civil Support (VS)	21 7%
Others	85 28%
Total	303 100%

Special Case Activities

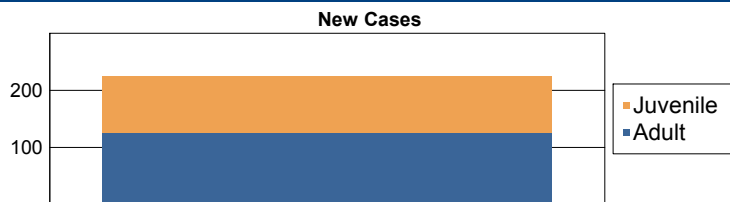
Non-Case	NC	1.0	1
Emeraencv Protective Order	PE	1.0	23
Mental Commitment	MC	1.0	24
Non-Case	NC	1.0	4
Temporary Detention Order	TD	1.0	4

Commonwealth of Virginia
Caseload Statistics of the J&DR District Courts

Petersburg

July 2016

	Filing Type	Hearings Per Case	Filings	Hearings	Concluded	Clearance Rate
Adult						
Capias	CA	2.0	27	47	16	59%
Criminal Felonv	CF	2.3	11	40	9	82%
Criminal Misdemeanor	CM	3.5	33	113	33	100%
Protective Order – Family Abuse	FP	2.7	10	28	12	120%
Motion - Modifv Protective Order	MP	1.0	1	1	1	100%
Other	OT	0.0	0	3	0	0%
Show Cause	SC	3.9	27	144	50	185%
Restricted License - Support	SL	0.0	1	1	0	0%
Civil Support	VS	2.2	17	38	19	112%
Adult Total			127	415	140	110.2%
Juvenile						
Protective Order – Non Family Abuse	AP	0.0	1	1	0	0%
Child in Need of Services	CS	3.6	1	5	5	500%
Custody Visitation	CV	1.7	60	133	89	148%
Delinquency Felonv	DF	3.9	14	70	28	200%
Delinquency Misdemeanor	DM	3.0	10	53	22	220%
Initial Foster Care Review	IF	1.0	2	2	2	100%
Permanency Planning	PH	1.3	3	4	4	133%
Paternity	PT	2.7	1	7	6	600%
Show Cause	SC	3.0	1	6	2	200%
Status Offense	ST	1.5	3	4	4	133%
Traffic	T	2.5	2	4	2	100%
Truancy/Runaway (Child in Need of Supervision)	TR	0.0	0	2	0	0%
Juvenile Total			98	291	164	167.3%
Totals			225	706	304	135.1%



	Total Filings with %
Custody Visitation (CV)	60 27%
Criminal Misdemeanor (CM)	33 15%
Show Cause (SC)	28 12%
Capias (CA)	27 12%
Civil Support (VS)	17 8%
Others	60 27%
Total	225 100%

Special Case Activities


Non-Case	NC	1.0	2
Emergency Protective Order	PE	1.0	32
Emergency Custody Order	EC	1.0	2
Mental Commitment	MC	1.0	16
Temporary Detention Order	TD	1.0	4

Commonwealth of Virginia
Caseload Statistics of the J&DR District Courts

Petersburg

June 2016

	Filing Type	Hearings Per Case	Filings	Hearings	Concluded	Clearance Rate
Adult						
Capias	CA	2.5	13	52	32	246%
Criminal Felonv	CF	3.2	13	38	11	85%
Criminal Misdemeanor	CM	3.2	37	135	46	124%
Protective Order – Family Abuse	FP	2.1	19	38	17	89%
Other	OT	1.1	25	28	22	88%
Show Cause	SC	3.2	34	150	63	185%
Restricted License - Support	SL	2.0	0	1	1	0%
Civil Support	VS	1.8	26	43	25	96%
Adult Total			167	485	217	129.9%
Juvenile						
Abuse or Neglect	AN	4.0	2	6	2	100%
Protective Order – Non Family Abuse	AP	3.0	0	8	4	0%
Child in Need of Services	CS	2.5	1	6	2	200%
Custody Visitation	CV	2.0	83	149	73	88%
Delinquency Felonv	DF	4.1	14	52	12	86%
Delinquency Misdemeanor	DM	2.7	18	61	31	172%
Foster Care Review	FC	1.0	5	5	5	100%
Initial Foster Care Review	IF	1.0	1	2	1	100%
Permanency Planning	PH	1.6	3	7	7	233%
Paternity	PT	2.5	0	2	2	0%
Show Cause	SC	2.7	3	13	9	300%
Status Offense	ST	1.7	4	7	3	75%
Traffic	T	1.3	5	7	3	60%
Termination of Parental Rights	TP	2.0	0	5	3	0%
Truancy/Runaway (Child in Need of Supervision)	TR	1.7	2	4	3	150%
Juvenile Total			141	334	160	113.5%
Totals			308	819	377	122.4%



	Total Filings with %
Custody Visitation (CV)	83 27%
Criminal Misdemeanor (CM)	37 12%
Show Cause (SC)	37 12%
Civil Support (VS)	26 8%
Other (OT)	25 8%
Others	100 32%
Total	308 100%

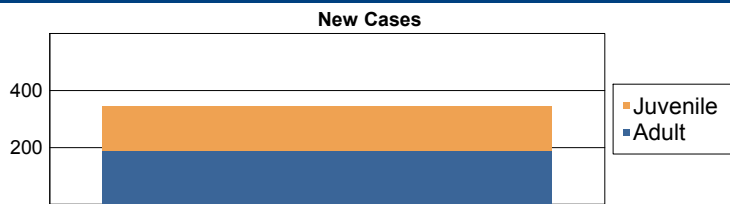
Special Case Activities

Emergency Protective Order	PE	1.0	26
Mental Commitment	MC	1.0	39
Emergency Protective Order	PE	1.0	2
Temporary Detention Order	TD	1.0	10

Commonwealth of Virginia
Caseload Statistics of the J&DR District Courts
 May 2016

Petersburg

	Filing Type	Hearings Per Case	Filings	Hearings	Concluded	Clearance Rate
Adult						
Capias	CA	2.3	12	47	20	167%
Criminal Felony	CF	2.9	12	42	18	150%
Criminal Misdemeanor	CM	3.6	39	105	28	72%
Protective Order – Family Abuse	FP	2.6	9	30	13	144%
Motion - Modifv Protective Order	MP	1.0	1	1	1	100%
Other	OT	1.0	19	21	10	53%
Show Cause	SC	2.9	60	157	57	95%
Restricted License - Support	SL	1.0	1	1	1	100%
Civil Support	VS	1.6	35	54	38	109%
Adult Total			188	458	186	98.9%
Juvenile						
Abuse or Neglect	AN	4.3	4	15	4	100%
Protective Order – Non Family Abuse	AP	0.0	3	3	0	0%
Child in Need of Services	CS	0.0	5	13	0	0%
Custody Visitation	CV	1.5	77	103	57	74%
Delinquency Felony	DF	3.7	22	73	3	14%
Delinquency Misdemeanor	DM	2.5	21	37	2	10%
Foster Care Review	FC	1.0	2	2	2	100%
Initial Foster Care Review	IF	1.0	2	2	2	100%
Permanency Planning	PH	1.0	5	5	1	20%
Paternity	PT	0.0	2	6	0	0%
Show Cause	SC	2.0	4	9	2	50%
Status Offense	ST	0.0	1	1	0	0%
Traffic	T	1.0	1	1	1	100%
Termination of Parental Rights	TP	3.0	4	5	2	50%
Truancy/Runaway (Child in Need of Supervision)	TR	2.5	3	7	4	133%
Juvenile Total			156	282	80	51.3%
Totals			344	740	266	77.3%



	Total Filings with %
Custody Visitation (CV)	77 22%
Show Cause (SC)	64 19%
Criminal Misdemeanor (CM)	39 11%
Civil Support (VS)	35 10%
Delinquency Felony (DF)	22 6%
Others	107 31%
Total	344 100%

Special Case Activities

Emergency Protective Order	PE	1.0	30
Emergency Custody Order	EC	1.0	2
Mental Commitment	MC	1.0	43
Temporary Detention Order	TD	1.0	10

Commonwealth of Virginia
Caseload Statistics of the J&DR District Courts

Petersburg

April 2016

	Filing Type	Hearings Per Case	Filings	Hearings	Concluded	Clearance Rate
Adult						
Capias	CA	2.5	16	49	21	131%
Criminal Felony	CF	2.8	13	46	13	100%
Criminal Misdemeanor	CM	2.9	45	105	21	47%
Protective Order – Family Abuse	FP	2.3	16	35	15	94%
Other	OT	1.4	8	13	8	100%
Show Cause	SC	2.9	53	146	57	108%
Restricted License - Support	SL	5.0	0	2	2	0%
Civil Support	VS	1.9	21	42	27	129%
Adult Total			172	438	164	95.3%
Juvenile						
Abuse or Neglect	AN	4.5	2	9	2	100%
Protective Order – Non Family Abuse	AP	2.0	3	7	2	67%
Child in Need of Services	CS	1.5	1	4	2	200%
Custody Visitation	CV	1.7	74	125	78	105%
Delinquency Felony	DF	4.4	26	54	8	31%
Delinquency Misdemeanor	DM	5.2	14	39	10	71%
Foster Care Review	FC	1.2	4	5	5	125%
Initial Foster Care Review	IF	1.0	2	2	2	100%
Permanency Planning	PH	0.0	1	1	0	0%
Paternity	PT	2.0	0	2	1	0%
Remand Custody	RC	1.0	3	3	3	100%
Remand Visitation	RV	1.0	3	3	3	100%
Show Cause	SC	2.5	10	25	11	110%
Status Offense	ST	1.0	3	3	3	100%
Traffic	T	1.0	3	3	1	33%
Termination of Parental Rights	TP	0.0	2	2	0	0%
Truancy/Runaway (Child in Need of Supervision)	TR	2.0	5	10	5	100%
Juvenile Total			156	297	136	87.2%
Totals			328	735	300	91.5%



	Total Filings with %
Custody Visitation (CV)	74 23%
Show Cause (SC)	63 19%
Criminal Misdemeanor (CM)	45 14%
Delinquency Felony (DF)	26 8%
Civil Support (VS)	21 6%
Others	99 30%
Total	328 100%

Special Case Activities

Non-Case	NC	1.0	1
Emergency Protective Order	PE	1.0	29
Emergency Custody Order	EC	1.0	4
Mental Commitment	MC	1.0	66
Non-Case	NC	1.0	2
Emergency Protective Order	PE	1.0	2
Temporary Detention Order	TD	1.0	6

Commonwealth of Virginia
Caseload Statistics of the J&DR District Courts

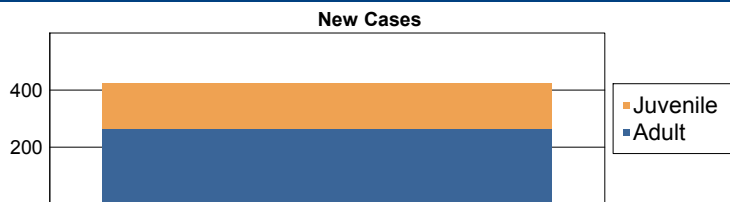
Petersburg

March 2016

	Filing Type	Hearings Per Case	Filings	Hearings	Concluded	Clearance Rate
Adult						
Capias	CA	2.8	27	83	43	159%
Criminal Felony	CF	3.6	31	73	10	32%
Criminal Misdemeanor	CM	3.3	31	139	46	148%
Protective Order – Family Abuse	FP	2.4	18	38	12	67%
Other	OT	1.1	21	22	19	90%
Protective Order - Violation of Protective Order Conviction	PV	1.0	1	1	1	100%
Show Cause	SC	3.4	81	228	80	99%
Restricted License - Support	SL	2.3	2	6	3	150%
Civil Support	VS	1.8	51	75	48	94%
Adult Total			263	665	262	99.6%

Juvenile						
Abuse or Neglect	AN	0.0	2	8	0	0%
Protective Order – Non Family Abuse	AP	0.0	1	1	0	0%
Child in Need of Services	CS	2.7	0	3	3	0%
Custody Visitation	CV	1.3	124	177	118	95%
Delinquency Felony	DF	3.9	4	53	8	200%
Delinquency Misdemeanor	DM	5.0	7	51	11	157%
Foster Care Review	FC	1.0	7	7	7	100%
Paternity	PT	3.0	5	6	1	20%
Child at Risk of Abuse or Neglect	RI	3.0	0	1	1	0%
Show Cause	SC	3.5	7	16	4	57%
Traffic	T	1.0	1	1	1	100%
Termination of Parental Rights	TP	0.0	0	1	0	0%
Truancy/Runaway (Child in Need of Supervision)	TR	1.0	3	3	2	67%
Juvenile Total			161	328	156	96.9%

Totals			424	993	418	98.6%
---------------	--	--	------------	------------	------------	--------------



	Total Filings with %	
Custody Visitation (CV)	124	29%
Show Cause (SC)	88	21%
Civil Support (VS)	51	12%
Criminal Felony (CF)	31	7%
Criminal Misdemeanor (CM)	31	7%
Others	99	23%
Total	424	100%

Special Case Activities

Emergency Protective Order	PE	1.0	35
Emergency Custody Order	EC	1.0	4
Mental Commitment	MC	1.0	56
Temporary Detention Order	TD	1.0	10

Commonwealth of Virginia
Caseload Statistics of the J&DR District Courts

Petersburg

February 2016

	Filing Type	Hearings Per Case	Filings	Hearings	Concluded	Clearance Rate
Adult						
Cabias	CA	2.7	15	61	33	220%
Criminal Felony	CF	3.3	5	35	23	460%
Criminal Misdemeanor	CM	2.9	21	121	56	267%
Protective Order – Family Abuse	FP	2.7	5	16	7	140%
Motion - Modifv Protective Order	MP	1.5	1	2	2	200%
Other	OT	1.0	9	10	8	89%
Protective Order - Violation of Protective Order Conviction	PV	1.0	1	1	1	100%
Show Cause	SC	3.0	43	193	63	147%
Restricted License - Support	SL	2.0	2	4	1	50%
Civil Support	VS	2.1	25	59	40	160%
Adult Total			127	502	234	184.3%
Juvenile						
Abuse or Nelect	AN	3.5	2	7	2	100%
Child in Need of Services	CS	2.2	7	11	5	71%
Custody Visitation	CV	1.9	75	127	85	113%
Delinquency Felony	DF	3.0	20	41	10	50%
Delinquency Misdemeanor	DM	3.0	13	37	12	92%
Foster Care Review	FC	1.0	10	10	9	90%
Initial Foster Care Review	IF	2.0	1	2	1	100%
Paternity	PT	0.0	2	2	0	0%
Child at Risk of Abuse or Nelect	RI	0.0	1	2	0	0%
Show Cause	SC	2.6	5	17	7	140%
Traffic	T	3.0	0	1	1	0%
Termination of Parental Rights	TP	1.0	2	2	2	100%
Truancy/Runaway (Child in Need of Supervision)	TR	1.2	7	10	6	86%
Juvenile Total			145	269	140	96.6%
Totals			272	771	374	137.5%



	Total Filings with %
Custody Visitation (CV)	75 28%
Show Cause (SC)	48 18%
Civil Support (VS)	25 9%
Criminal Misdemeanor (CM)	21 8%
Delinquency Felony (DF)	20 7%
Others	83 31%
Total	272 100%

Special Case Activities

Emergency Protective Order	PE	1.0	20
Emergency Custody Order	EC	1.0	2
Mental Commitment	MC	1.0	41
Temporary Detention Order	TD	1.0	12

Commonwealth of Virginia
Caseload Statistics of the J&DR District Courts

Petersburg

January 2016

	Filing Type	Hearings Per Case	Filings	Hearings	Concluded	Clearance Rate
Adult						
Capias	CA	2.1	19	47	16	84%
Criminal Felony	CF	4.0	14	60	20	143%
Criminal Misdemeanor	CM	3.2	34	112	32	94%
Protective Order – Family Abuse	FP	1.8	8	18	5	63%
Motion - Modifv Protective Order	MP	1.5	2	3	2	100%
Other	OT	1.7	4	9	6	150%
Protective Order - Violation of Protective Order Conviction	PV	1.0	2	2	2	100%
Show Cause	SC	3.2	44	170	73	166%
Restricted License - Support	SL	2.0	1	3	2	200%
Civil Support	VS	2.2	20	51	26	130%
Adult Total			148	475	184	124.3%
Juvenile						
Abuse or Neglect	AN	0.0	1	4	0	0%
Protective Order – Non Family Abuse	AP	2.0	1	2	1	100%
Child in Need of Services	CS	1.0	2	2	1	50%
Custody Visitation	CV	1.5	106	159	103	97%
Delinquency Felony	DF	4.6	11	24	8	73%
Delinquency Misdemeanor	DM	3.5	11	41	20	182%
Foster Care Review	FC	1.0	3	3	3	100%
Paternity	PT	2.0	1	3	2	200%
Show Cause	SC	1.8	7	12	6	86%
Status Offense	ST	1.0	2	2	2	100%
Traffic	T	1.8	4	9	6	150%
Termination of Parental Rights	TP	2.5	1	7	6	600%
Truancy/Runaway (Child in Need of Supervision)	TR	2.0	1	4	2	200%
Juvenile Total			151	272	160	106.0%
Totals			299	747	344	115.1%



	Total Filings with %
Custody Visitation (CV)	106 35%
Show Cause (SC)	51 17%
Criminal Misdemeanor (CM)	34 11%
Civil Support (VS)	20 7%
Capias (CA)	19 6%
Others	69 23%
Total	299 100%

Special Case Activities

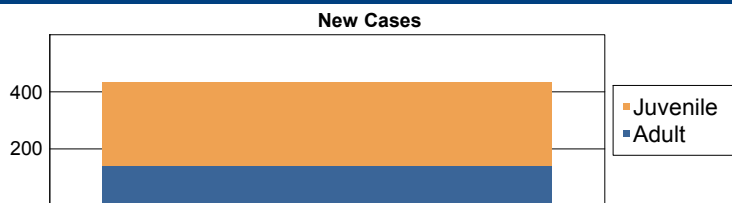
Emergency Protective Order	PE	1.0	22
Emergency Custody Order	EC	1.0	4
Mental Commitment	MC	1.0	34
Temporary Detention Order	TD	1.0	10

Commonwealth of Virginia
Caseload Statistics of the J&DR District Courts

December 2016

Pittsylvania

	Filing Type	Hearings Per Case	Filings	Hearings	Concluded	Clearance Rate
Adult						
Capias	CA	3.0	5	14	8	160%
Criminal Felonv	CF	2.8	5	11	4	80%
Criminal Misdemeanor	CM	2.3	20	71	30	150%
Protective Order – Family Abuse	FP	2.0	11	20	8	73%
Other	OT	2.0	0	1	1	0%
Remand Support	RS	1.0	1	1	1	100%
Show Cause	SC	2.1	41	91	40	98%
Restricted License - Support	SL	1.0	1	1	1	100%
Civil Support	VS	1.6	58	96	55	95%
Adult Total			142	306	148	104.2%
Juvenile						
Abuse or Nealect	AN	2.0	3	10	3	100%
Child in Need of Services	CS	2.0	1	2	1	100%
Custodv Visitation	CV	1.7	191	282	142	74%
Delinquency Felonv	DF	3.5	23	110	33	143%
Delinquency Misdemeanor	DM	3.6	49	100	14	29%
Foster Care Review	FC	2.0	7	8	1	14%
Initial Foster Care Review	IF	2.0	0	4	1	0%
Motion - Modifv Protective Order	MP	1.3	2	3	3	150%
Violation - Family Abuse Protective Order	PS	0.0	1	2	0	0%
Paternity	PT	0.0	2	2	0	0%
Child at Risk of Abuse or Nealect	RI	3.0	4	18	7	175%
Status Offense	ST	2.0	4	8	1	25%
Traffic	T	1.5	6	10	10	167%
Truancv/Runawav (Child in Need of Supervision)	TR	0.0	0	1	0	0%
Juvenile Total			293	560	216	73.7%
Totals			435	866	364	83.7%



	Total Filings with %
Custody Visitation (CV)	191 44%
Civil Support (VS)	58 13%
Delinquency Misdemeanor (DM)	49 11%
Show Cause (SC)	41 9%
Delinquency Felony (DF)	23 5%
Others	73 17%
Total	435 100%

Special Case Activities

Emeraency Protective Order	PE	1.0	5
Mental Commitment	MC	0.0	1

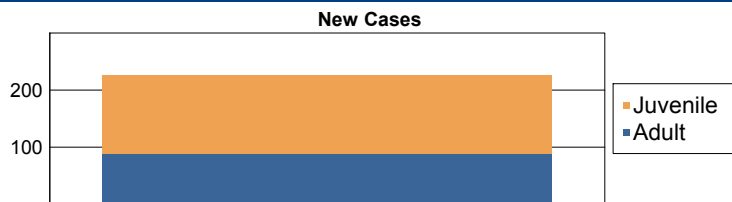
Commonwealth of Virginia
Caseload Statistics of the J&DR District Courts

November 2016

Pittsylvania

	Filing Type	Hearings Per Case	Filings	Hearings	Concluded	Clearance Rate
Adult						
Capias	CA	2.3	3	8	3	100%
Criminal Felony	CF	3.0	4	16	8	200%
Criminal Misdemeanor	CM	2.8	24	65	24	100%
Protective Order – Family Abuse	FP	2.3	2	9	6	300%
Motion - Modifv Protective Order	MP	1.0	2	2	2	100%
Show Cause	SC	1.8	26	56	25	96%
Civil Support	VS	2.1	28	67	43	154%
Adult Total			89	223	111	124.7%
Juvenile						
Abuse or Neglect	AN	3.0	5	23	5	100%
Capias	CA	2.0	0	1	1	0%
Child in Need of Services	CS	2.0	2	5	1	50%
Custody Visitation	CV	1.8	86	194	97	113%
Delinquency Felony	DF	5.6	2	77	8	400%
Delinquency Misdemeanor	DM	2.7	10	59	23	230%
Emancipation	EP	2.0	0	1	1	0%
Foster Care Review	FC	1.0	3	3	1	33%
Motion - Modifv Protective Order	MP	0.0	1	1	0	0%
Child at Risk of Abuse or Neglect	RI	2.2	10	24	5	50%
Remand Visitation	RV	1.0	2	2	2	100%
Show Cause	SC	2.0	0	1	1	0%
Status Offense	ST	4.0	1	5	2	200%
Traffic	T	1.3	16	18	19	119%
Truancy/Runaway (Child in Need of Supervision)	TR	0.0	0	1	0	0%
Juvenile Total			138	415	166	120.3%

Totals			227	638	277	122.0%
---------------	--	--	------------	------------	------------	---------------



	Total Filings with %
Custody Visitation (CV)	86 38%
Civil Support (VS)	28 12%
Show Cause (SC)	26 11%
Criminal Misdemeanor (CM)	24 11%
Traffic (T)	16 7%
Others	47 21%
Total	227 100%

Special Case Activities

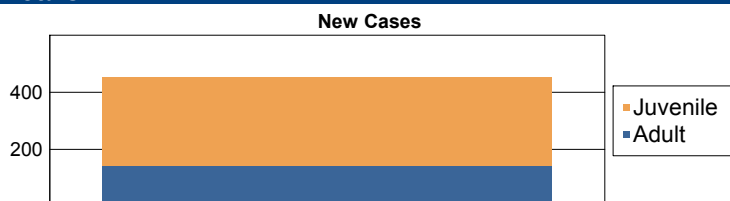
Emergency Protective Order	PE	1.0	13
Emergency Custody Order	EC	1.0	4
Temporary Detention Order	TD	1.0	6

Commonwealth of Virginia
Caseload Statistics of the J&DR District Courts

October 2016

Pittsylvania

	Filing Type	Hearings Per Case	Filings	Hearings	Concluded	Clearance Rate
Adult						
Capias	CA	2.3	5	14	3	60%
Criminal Felony	CF	4.0	7	19	7	100%
Criminal Misdemeanor	CM	2.5	32	102	51	159%
Protective Order – Family Abuse	FP	2.3	5	12	6	120%
Motion - Modifv Protective Order	MP	1.0	1	1	1	100%
Other	OT	0.0	1	2	0	0%
Remand Support	RS	1.0	1	1	1	100%
Show Cause	SC	2.5	41	101	47	115%
Civil Support	VS	1.9	49	90	50	102%
Adult Total			142	342	166	116.9%
Juvenile						
Abuse or Neglect	AN	3.0	3	30	6	200%
Capias	CA	0.0	1	1	0	0%
Child in Need of Services	CS	3.7	1	14	6	600%
Custody Visitation	CV	1.8	205	329	161	79%
Delinquency Felony	DF	1.7	49	77	3	6%
Delinquency Misdemeanor	DM	2.7	19	56	13	68%
Foster Care Review	FC	3.0	2	3	1	50%
Initial Foster Care Review	IF	1.0	2	2	1	50%
Motion - Modifv Protective Order	MP	1.0	3	3	3	100%
Paternity	PT	1.0	1	1	1	100%
Remand Custody	RC	1.0	1	1	1	100%
Child at Risk of Abuse or Neglect	RI	2.0	10	17	6	60%
Show Cause	SC	0.0	1	1	0	0%
Status Offense	ST	2.0	2	6	1	50%
Traffic	T	1.4	10	15	16	160%
Truancy/Runaway (Child in Need of Supervision)	TR	0.0	1	1	0	0%
Juvenile Total			311	557	219	70.4%
Totals			453	899	385	85.0%



	Total Filings with %
Custody Visitation (CV)	205 45%
Civil Support (VS)	49 11%
Delinquency Felony (DF)	49 11%
Show Cause (SC)	42 9%
Criminal Misdemeanor (CM)	32 7%
Others	76 17%
Total	453 100%

Special Case Activities

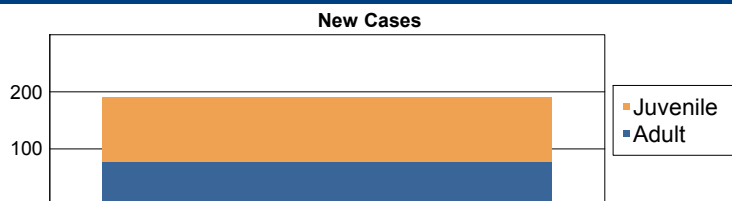
Emergency Protective Order	PE	1.0	19
Mental Commitment	MC	1.0	1
Temporary Detention Order	TD	1.0	8

Commonwealth of Virginia
Caseload Statistics of the J&DR District Courts

Pittsylvania

September 2016

	Filing Type	Hearings Per Case	Filings	Hearings	Concluded	Clearance Rate
Adult						
Capias	CA	2.0	3	11	7	233%
Criminal Felony	CF	3.9	7	25	7	100%
Criminal Misdemeanor	CM	3.1	26	82	27	104%
Protective Order – Family Abuse	FP	2.0	5	14	7	140%
Other	OT	1.0	1	1	1	100%
Remand Support	RS	1.0	3	3	3	100%
Show Cause	SC	3.2	16	36	13	81%
Civil Support	VS	1.7	17	42	22	129%
Adult Total			78	214	87	111.5%
Juvenile						
Abuse or Neglect	AN	3.0	12	37	3	25%
Capias	CA	0.0	0	1	0	0%
Child in Need of Services	CS	0.0	1	3	0	0%
Custody Visitation	CV	1.6	72	119	81	113%
Delinquency Felony	DF	5.2	6	16	5	83%
Delinquency Misdemeanor	DM	3.7	5	32	9	180%
Emancipation	EP	0.0	1	1	0	0%
Foster Care Review	FC	0.0	1	2	0	0%
Initial Foster Care Review	IF	0.0	1	1	0	0%
Permanency Planning	PH	1.0	1	1	1	100%
Remand Custody	RC	1.0	5	5	4	80%
Remand Visitation	RV	1.0	5	5	4	80%
Status Offense	ST	0.0	1	3	0	0%
Traffic	T	2.0	2	5	2	100%
Truancy/Runaway (Child in Need of Supervision)	TR	0.0	0	2	0	0%
Juvenile Total			113	233	109	96.5%
Totals			191	447	196	102.6%



	Total Filings with %
Custody Visitation (CV)	72 38%
Criminal Misdemeanor (CM)	26 14%
Civil Support (VS)	17 9%
Show Cause (SC)	16 8%
Abuse or Neglect (AN)	12 6%
Others	48 25%
Total	191 100%

Special Case Activities

Emergency Protective Order	PE	1.0	15
Emergency Custody Order	EC	1.0	2
Temporary Detention Order	TD	1.0	6

Commonwealth of Virginia
Caseload Statistics of the J&DR District Courts

Pittsylvania

August 2016

	Filing Type	Hearings Per Case	Filings	Hearings	Concluded	Clearance Rate
Adult						
Capias	CA	2.5	7	17	8	114%
Criminal Felony	CF	2.6	9	29	11	122%
Criminal Misdemeanor	CM	2.9	43	107	32	74%
Protective Order – Family Abuse	FP	2.6	12	34	17	142%
Motion - Modifv Protective Order	MP	1.0	1	1	1	100%
Other	OT	1.0	3	3	2	67%
Remand Support	RS	1.0	1	1	1	100%
Show Cause	SC	2.1	43	98	57	133%
Restricted License - Support	SL	1.0	2	2	2	100%
Civil Support	VS	1.6	77	127	76	99%
Adult Total			198	419	207	104.5%
Juvenile						
Abuse or Neglect	AN	3.4	14	47	12	86%
Capias	CA	0.0	1	1	0	0%
Child in Need of Services	CS	3.0	2	14	1	50%
Custody Visitation	CV	2.1	163	382	189	116%
Delinquency Felony	DF	4.0	3	26	7	233%
Delinquency Misdemeanor	DM	3.4	12	50	11	92%
Initial Foster Care Review	IF	1.0	5	5	5	100%
Motion - Modifv Protective Order	MP	1.0	1	1	1	100%
Permanency Planning	PH	1.0	4	4	1	25%
Paternity	PT	1.5	5	6	6	120%
Status Offense	ST	2.0	0	6	1	0%
Traffic	T	2.1	10	18	9	90%
Juvenile Total			220	560	243	110.5%
Totals			418	979	450	107.7%



	Total Filings with %
Custody Visitation (CV)	163 39%
Civil Support (VS)	77 18%
Criminal Misdemeanor (CM)	43 10%
Show Cause (SC)	43 10%
Abuse or Neglect (AN)	14 3%
Others	78 19%
Total	418 100%

Special Case Activities

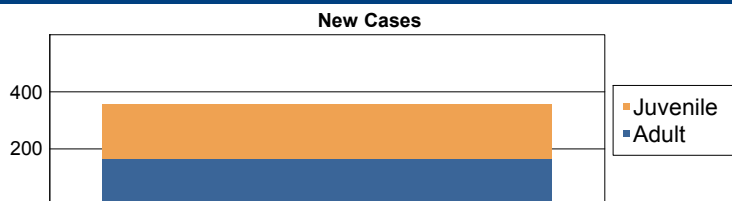
Emergency Protective Order	PE	1.0	31
Mental Commitment	MC	1.0	2
Temporary Detention Order	TD	1.0	12

Commonwealth of Virginia
Caseload Statistics of the J&DR District Courts

Pittsylvania

July 2016

	Filing Type	Hearings Per Case	Filings	Hearings	Concluded	Clearance Rate
Adult						
Protective Order - Non Familv Abuse	AP	2.0	0	5	5	0%
Capias	CA	2.3	7	13	6	86%
Criminal Felonv	CF	2.0	7	11	1	14%
Criminal Misdemeanor	CM	2.8	43	106	40	93%
Protective Order – Familv Abuse	FP	1.9	18	35	12	67%
Motion - Modifv Protective Order	MP	1.0	3	3	3	100%
Show Cause	SC	2.4	30	79	27	90%
Restricted License - Support	SL	2.0	0	1	1	0%
Civil Support	VS	1.6	57	98	47	82%
Adult Total			165	351	142	86.1%
Juvenile						
Abuse or Neglect	AN	2.0	13	31	6	46%
Child in Need of Services	CS	3.0	6	8	1	17%
Custodv Visitation	CV	2.0	123	260	136	111%
Delinquencv Felonv	DF	4.0	2	17	1	50%
Delinquencv Misdemeanor	DM	2.6	13	47	12	92%
Foster Care Review	FC	1.0	1	1	1	100%
Initial Foster Care Review	IF	1.0	2	2	2	100%
Permanencv Planning	PH	1.0	1	1	1	100%
Paternity	PT	3.0	0	3	1	0%
Remand Custodv	RC	1.0	2	2	2	100%
Remand Visitation	RV	1.0	4	4	4	100%
Status Offense	ST	2.0	12	27	11	92%
Traffic	T	1.5	13	17	10	77%
Termination of Parental Rihts	TP	1.0	1	1	1	100%
Juvenile Total			193	421	189	97.9%
Totals			358	772	331	92.5%



	Total Filings with %
Custody Visitation (CV)	123 34%
Civil Support (VS)	57 16%
Criminal Misdemeanor (CM)	43 12%
Show Cause (SC)	30 8%
Protective Order – Family Abuse (FP)	18 5%
Others	87 24%
Total	358 100%

Special Case Activities

Emeraencv Protective Order	PE	1.0	24
Temporarv Detention Order	TD	1.0	10

Commonwealth of Virginia
Caseload Statistics of the J&DR District Courts

Pittsylvania


June 2016

	Filing Type	Hearings Per Case	Filings	Hearings	Concluded	Clearance Rate
Adult						
Protective Order - Non Family Abuse	AP	0.0	5	5	0	0%
Capias	CA	2.8	9	17	4	44%
Criminal Felony	CF	2.6	3	12	5	167%
Criminal Misdemeanor	CM	3.1	27	63	18	67%
Protective Order – Family Abuse	FP	1.7	19	28	15	79%
Motion - Modify Protective Order	MP	1.3	4	5	4	100%
Other	OT	1.0	1	1	1	100%
Show Cause	SC	2.4	40	94	35	88%
Restricted License - Support	SL	1.0	1	1	1	100%
Civil Support	VS	1.4	57	74	36	63%
Adult Total			166	300	119	71.7%

Juvenile						
Abuse or Neglect	AN	3.3	9	26	7	78%
Child in Need of Services	CS	3.0	1	8	1	100%
Custody Visitation	CV	1.6	189	295	159	84%
Delinquency Felony	DF	6.5	6	43	15	250%
Delinquency Misdemeanor	DM	4.8	19	47	17	89%
Foster Care Review	FC	0.0	1	1	0	0%
Paternity	PT	3.5	2	6	2	100%
Status Offense	ST	4.0	6	11	4	67%
Traffic	T	2.0	4	8	3	75%
Truancy/Runaway (Child in Need of Supervision)	TR	3.0	0	2	1	0%
Juvenile Total			237	447	209	88.2%

Totals			403	747	328	81.4%
---------------	--	--	------------	------------	------------	--------------

New Cases



	Total Filings with %	
Custody Visitation (CV)	189	47%
Civil Support (VS)	57	14%
Show Cause (SC)	40	10%
Criminal Misdemeanor (CM)	27	7%
Delinquency Misdemeanor (DM)	19	5%
Others	71	18%
Total	403	100%

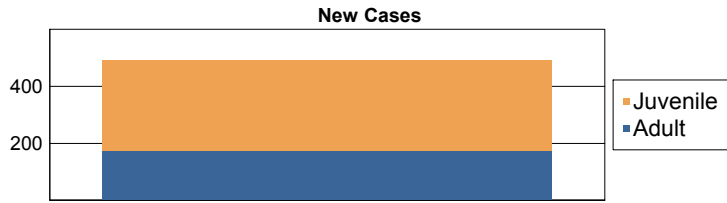
Special Case Activities

Emergency Protective Order	PE	1.0	25
Temporary Detention Order	TD	1.0	6

Commonwealth of Virginia
Caseload Statistics of the J&DR District Courts
 May 2016

Pittsylvania

	Filing Type	Hearings Per Case	Filings	Hearings	Concluded	Clearance Rate
Adult						
Capias	CA	1.3	8	11	3	38%
Criminal Felonv	CF	3.3	6	19	8	133%
Criminal Misdemeanor	CM	2.3	20	76	32	160%
Protective Order – Family Abuse	FP	1.9	10	19	9	90%
Motion - Modifv Protective Order	MP	1.0	3	3	3	100%
Other	OT	1.0	1	1	1	100%
Remand Support	RS	1.0	2	2	2	100%
Show Cause	SC	2.0	54	105	52	96%
Restricted License - Support	SL	0.0	1	1	0	0%
Civil Support	VS	1.4	67	95	48	72%
Adult Total			172	332	158	91.9%
Juvenile						
Abuse or Nealect	AN	2.0	7	19	8	114%
Child in Need of Services	CS	1.0	4	5	1	25%
Custody Visitation	CV	1.5	261	344	170	65%
Delinquency Felonv	DF	6.0	2	13	2	100%
Delinquency Misdemeanor	DM	3.7	15	40	10	67%
Foster Care Review	FC	1.0	1	1	1	100%
Remand Custody	RC	1.0	14	14	14	100%
Remand Visitation	RV	1.0	7	7	7	100%
Status Offense	ST	3.5	1	6	2	200%
Traffic	T	2.1	5	19	11	220%
Truancy/Runaway (Child in Need of Supervision)	TR	1.0	2	2	1	50%
Juvenile Total			319	470	227	71.2%
Totals			491	802	385	78.4%



	Total Filings with %
Custody Visitation (CV)	261 53%
Civil Support (VS)	67 14%
Show Cause (SC)	54 11%
Criminal Misdemeanor (CM)	20 4%
Delinquency Misdemeanor (DM)	15 3%
Others	74 15%
Total	491 100%

Special Case Activities

Emergency Protective Order	PE	1.0	10
Temporary Detention Order	TD	1.0	8

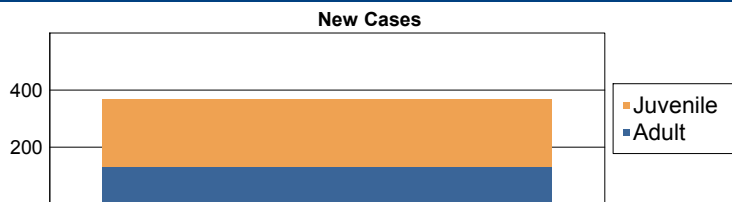
Commonwealth of Virginia
Caseload Statistics of the J&DR District Courts

Pittsylvania

April 2016

	Filing Type	Hearings Per Case	Filings	Hearings	Concluded	Clearance Rate
Adult						
Capias	CA	2.0	1	3	1	100%
Criminal Felonv	CF	2.3	7	13	3	43%
Criminal Misdemeanor	CM	2.5	23	77	31	135%
Protective Order – Family Abuse	FP	2.2	4	14	10	250%
Motion - Modifv Protective Order	MP	1.5	2	3	2	100%
Other	OT	1.0	4	4	4	100%
Remand Support	RS	1.0	4	4	4	100%
Show Cause	SC	2.3	51	98	36	71%
Civil Support	VS	1.9	34	67	48	141%
Adult Total			130	283	139	106.9%
Juvenile						
Abuse or Neglect	AN	3.0	5	19	10	200%
Child in Need of Services	CS	0.0	3	3	0	0%
Custody Visitation	CV	1.9	179	316	197	110%
Delinquency Felonv	DF	5.2	2	17	5	250%
Delinquency Misdemeanor	DM	1.6	8	28	5	63%
Foster Care Review	FC	1.0	2	2	2	100%
Protective Order – Family Abuse	FP	2.0	0	2	2	0%
Paternity	PT	1.0	10	11	9	90%
Remand Custody	RC	1.0	9	9	9	100%
Remand Visitation	RV	1.0	9	9	9	100%
Status Offense	ST	4.0	0	6	2	0%
Traffic	T	2.0	11	30	20	182%
Truancy/Runaway (Child in Need of Supervision)	TR	0.0	1	2	0	0%
Juvenile Total			239	454	270	113.0%

Totals			369	737	409	110.8%
---------------	--	--	------------	------------	------------	---------------



	Total Filings with %
Custody Visitation (CV)	179 49%
Show Cause (SC)	51 14%
Civil Support (VS)	34 9%
Criminal Misdemeanor (CM)	23 6%
Traffic (T)	11 3%
Others	71 19%
Total	369 100%

Special Case Activities

Emergency Protective Order	PE	1.0	18
Mental Commitment	MC	1.0	3
Temporary Detention Order	TD	1.0	18

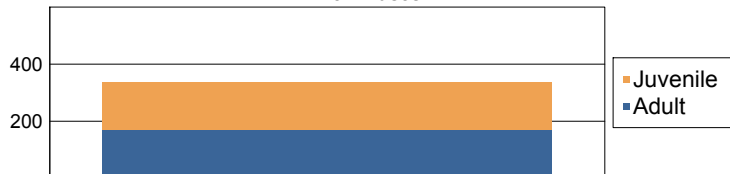
Commonwealth of Virginia
Caseload Statistics of the J&DR District Courts

Pittsylvania

March 2016

	Filing Type	Hearings Per Case	Filings	Hearings	Concluded	Clearance Rate
Adult						
Capias	CA	2.4	2	14	10	500%
Criminal Felony	CF	2.1	6	22	16	267%
Criminal Misdemeanor	CM	2.9	49	96	29	59%
Protective Order – Family Abuse	FP	2.2	16	31	13	81%
Motion - Modifv Protective Order	MP	2.0	1	2	1	100%
Show Cause	SC	2.2	43	86	47	109%
Civil Support	VS	1.5	53	81	61	115%
Adult Total			170	332	177	104.1%
Juvenile						
Abuse or Neglect	AN	2.6	12	29	9	75%
Custody Visitation	CV	1.4	117	200	96	82%
Delinquency Felony	DF	6.0	5	27	1	20%
Delinquency Misdemeanor	DM	3.4	13	32	5	38%
Emancipation	EP	1.0	1	1	1	100%
Protective Order – Family Abuse	FP	0.0	2	2	0	0%
Motion - Modifv Protective Order	MP	3.0	0	1	1	0%
Paternity	PT	0.0	0	1	0	0%
Status Offense	ST	5.5	4	9	2	50%
Traffic	T	2.1	10	24	15	150%
Truancy/Runaway (Child in Need of Supervision)	TR	0.0	1	1	0	0%
Juvenile Total			165	327	130	78.8%
Totals			335	659	307	91.6%

New Cases



	Total Filings with %
Custody Visitation (CV)	117 35%
Civil Support (VS)	53 16%
Criminal Misdemeanor (CM)	49 15%
Show Cause (SC)	43 13%
Protective Order – Family Abuse (FP)	18 5%
Others	55 16%
Total	335 100%

Special Case Activities

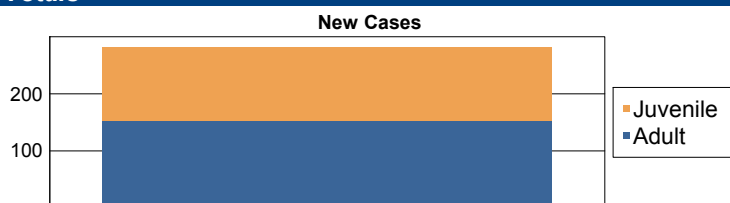
Emergency Protective Order	PE	1.0	19
Mental Commitment	MC	1.0	2
Emergency Protective Order	PE	1.0	2
Temporary Detention Order	TD	1.0	6

Commonwealth of Virginia
Caseload Statistics of the J&DR District Courts

February 2016

Pittsylvania

	Filing Type	Hearings Per Case	Filings	Hearings	Concluded	Clearance Rate
Adult						
Capias	CA	2.8	6	14	6	100%
Criminal Felony	CF	1.5	14	23	8	57%
Criminal Misdemeanor	CM	3.1	24	87	38	158%
Protective Order – Family Abuse	FP	2.1	15	28	14	93%
Motion - Modifv Protective Order	MP	1.0	4	4	3	75%
Protective Order - Violation of Protective Order Conviction	PV	1.0	1	1	1	100%
Remand Support	RS	1.0	1	1	1	100%
Show Cause	SC	2.2	36	69	27	75%
Civil Support	VS	1.5	52	82	51	98%
Adult Total			153	309	149	97.4%
Juvenile						
Abuse or Neglect	AN	2.8	6	22	5	83%
Capias	CA	5.0	0	1	1	0%
Child in Need of Services	CS	3.0	0	1	1	0%
Custody Visitation	CV	2.3	94	255	172	183%
Delinquency Felony	DF	3.3	6	25	6	100%
Delinquency Misdemeanor	DM	3.3	10	39	9	90%
Initial Foster Care Review	IF	0.0	1	1	0	0%
Motion - Modifv Protective Order	MP	0.0	0	1	0	0%
Permanency Planning	PH	2.0	0	1	1	0%
Paternity	PT	2.0	1	4	3	300%
Remand Custody	RC	1.0	5	5	5	100%
Remand Visitation	RV	1.0	3	3	3	100%
Status Offense	ST	0.0	1	4	0	0%
Traffic	T	0.0	1	1	0	0%
Juvenile Total			128	363	206	160.9%
Totals			281	672	355	126.3%



	Total Filings with %
Custody Visitation (CV)	94 33%
Civil Support (VS)	52 19%
Show Cause (SC)	36 13%
Criminal Misdemeanor (CM)	24 9%
Protective Order – Family Abuse (FP)	15 5%
Others	60 21%
Total	281 100%

Special Case Activities

Emergency Protective Order	PE	1.0	18
Mental Commitment	MC	1.0	1
Temporary Detention Order	TD	1.0	8


Commonwealth of Virginia
Caseload Statistics of the J&DR District Courts

Pittsylvania

January 2016

	Filing Type	Hearings Per Case	Filings	Hearings	Concluded	Clearance Rate
Adult						
Capias	CA	3.0	2	11	5	250%
Criminal Felony	CF	2.0	9	18	5	56%
Criminal Misdemeanor	CM	2.3	25	85	30	120%
Protective Order – Family Abuse	FP	2.0	7	13	5	71%
Other	OT	1.0	1	1	1	100%
Protective Order - Violation of Protective Order Conviction	PV	1.0	1	1	1	100%
Show Cause	SC	2.5	19	53	25	132%
Civil Support	VS	1.8	40	68	39	98%
Adult Total			104	250	111	106.7%
Juvenile						
Abuse or Neglect	AN	2.6	18	34	9	50%
Protective Order – Non Family Abuse	AP	3.0	1	3	1	100%
Custody Visitation	CV	2.0	147	276	126	86%
Delinquency Felony	DF	0.0	4	19	0	0%
Delinquency Misdemeanor	DM	3.4	8	48	20	250%
Foster Care Review	FC	1.0	4	4	4	100%
Motion - Modify Protective Order	MP	0.0	1	1	0	0%
Permanency Planning	PH	0.0	1	1	0	0%
Paternity	PT	1.1	13	14	14	108%
Status Offense	ST	4.4	1	11	7	700%
Traffic	T	2.5	14	20	6	43%
Juvenile Total			212	431	187	88.2%
Totals			316	681	298	94.3%

New Cases



	Total Filings with %
Custody Visitation (CV)	147 47%
Civil Support (VS)	40 13%
Criminal Misdemeanor (CM)	25 8%
Show Cause (SC)	19 6%
Abuse or Neglect (AN)	18 6%
Others	67 21%
Total	316 100%

Special Case Activities

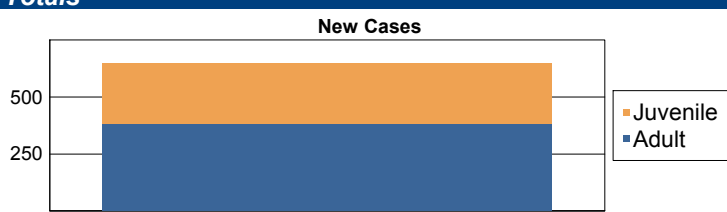
Emergency Protective Order	PE	1.0	16
Mental Commitment	MC	1.0	1

Commonwealth of Virginia
Caseload Statistics of the J&DR District Courts

Portsmouth

December 2016

	Filing Type	Hearings Per Case	Filings	Hearings	Concluded	Clearance Rate
Adult						
Capias	CA	2.9	42	139	84	200%
Criminal Felony	CF	3.1	16	43	13	81%
Criminal Misdemeanor	CM	2.7	113	226	88	78%
Protective Order – Family Abuse	FP	2.2	22	47	20	91%
Other	OT	1.0	2	2	2	100%
Protective Order – Stalking/Acts of Violence	PC	1.0	1	1	1	100%
Remand Support	RS	1.0	6	6	6	100%
Show Cause	SC	3.2	77	240	125	162%
Restricted License - Support	SL	1.0	1	1	1	100%
Civil Support	VS	1.8	101	165	96	95%
Adult Total			381	870	436	114.4%
Juvenile						
Abuse or Neglect	AN	3.0	2	4	2	100%
Child in Need of Services	CS	0.0	1	5	0	0%
Custody Visitation	CV	1.8	149	330	174	117%
Delinquency Felony	DF	4.2	27	99	27	100%
Delinquency Misdemeanor	DM	3.4	29	111	29	100%
Foster Care Review	FC	1.0	5	5	5	100%
Initial Foster Care Review	IF	1.0	3	3	2	67%
Juvenile Support	JS	3.5	0	2	2	0%
Permanency Planning	PH	1.0	13	16	10	77%
Paternity	PT	1.6	6	8	5	83%
Remand Custody	RC	1.0	5	5	5	100%
Remand Visitation	RV	1.0	5	5	5	100%
Show Cause	SC	1.7	10	16	3	30%
Status Offense	ST	2.8	3	13	6	200%
Traffic	T	2.3	5	16	7	140%
Termination of Parental Rights	TP	1.0	2	8	2	100%
Juvenile Total			265	646	284	107.2%
Totals			646	1,516	720	111.5%



	Total Filings with %
Custody Visitation (CV)	149 23%
Criminal Misdemeanor (CM)	113 17%
Civil Support (VS)	101 16%
Show Cause (SC)	87 13%
Capias (CA)	42 7%
Others	154 24%
Total	646 100%

Special Case Activities

Non-Case	NC	1.0	13
Emergency Protective Order	PE	1.0	35
Non-Case	NC	1.0	4

Commonwealth of Virginia
Caseload Statistics of the J&DR District Courts

Portsmouth

November 2016

	Filing Type	Hearings Per Case	Filings	Hearings	Concluded	Clearance Rate
Adult						
Capias	CA	2.8	47	185	87	185%
Criminal Felony	CF	2.5	11	40	19	173%
Criminal Misdemeanor	CM	2.7	95	273	138	145%
Protective Order – Family Abuse	FP	2.1	30	60	28	93%
Motion - Modifv Protective Order	MP	1.0	1	1	1	100%
Remand Support	RS	1.0	10	10	10	100%
Show Cause	SC	2.5	107	375	194	181%
Restricted License - Support	SL	1.0	3	3	3	100%
Civil Support	VS	1.7	108	213	141	131%
Adult Total			412	1,160	621	150.7%
Juvenile						
Abuse or Neglect	AN	0.0	2	4	0	0%
Protective Order – Non Family Abuse	AP	2.0	1	2	1	100%
Capias	CA	4.0	0	2	2	0%
Child in Need of Services	CS	0.0	1	8	0	0%
Custody Visitation	CV	1.8	208	350	162	78%
Delinquency Felony	DF	6.3	16	85	20	125%
Delinquency Misdemeanor	DM	4.1	21	79	24	114%
Foster Care Review	FC	1.3	3	4	4	133%
Initial Foster Care Review	IF	1.0	4	4	4	100%
Juvenile Support	JS	3.0	1	3	2	200%
Permanency Planning	PH	1.1	8	9	8	100%
Paternity	PT	1.5	8	10	8	100%
Remand Custody	RC	1.0	7	7	7	100%
Remand Visitation	RV	1.0	5	5	5	100%
Show Cause	SC	2.5	6	17	11	183%
Status Offense	ST	1.1	9	15	9	100%
Traffic	T	1.6	5	9	5	100%
Termination of Parental Rights	TP	2.0	2	4	2	100%
	VA	1.0	1	1	1	100%
Juvenile Total			308	618	275	89.3%
Totals			720	1,778	896	124.4%



	Total Filings with %
Custody Visitation (CV)	208 29%
Show Cause (SC)	113 16%
Civil Support (VS)	108 15%
Criminal Misdemeanor (CM)	95 13%
Capias (CA)	47 7%
Others	149 21%
Total	720 100%

Special Case Activities

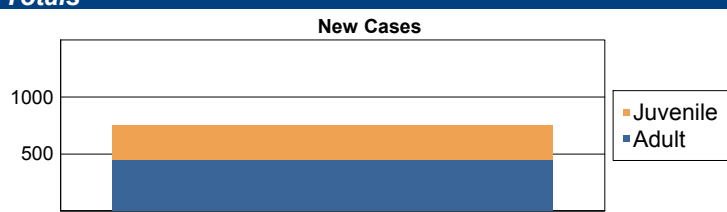
Non-Case	NC	1.1	10
Emergency Protective Order	PE	1.0	73
Non-Case	NC	1.0	4

Commonwealth of Virginia
Caseload Statistics of the J&DR District Courts

Portsmouth

October 2016

	Filing Type	Hearings Per Case	Filings	Hearings	Concluded	Clearance Rate
Adult						
Capias	CA	2.6	41	180	65	159%
Criminal Felony	CF	2.3	33	68	21	64%
Criminal Misdemeanor	CM	2.4	98	303	120	122%
Protective Order – Family Abuse	FP	2.3	21	45	19	90%
Other	OT	1.0	1	1	1	100%
Remand Support	RS	1.0	2	2	2	100%
Show Cause	SC	2.7	131	386	157	120%
Restricted License - Support	SL	1.0	6	6	6	100%
Civil Support	VS	1.8	120	208	115	96%
Adult Total			453	1,199	506	111.7%
Juvenile						
Abuse or Neglect	AN	2.5	1	3	2	200%
Protective Order – Non Family Abuse	AP	1.3	3	4	4	133%
Child in Need of Services	CS	0.0	0	3	0	0%
Custody Visitation	CV	1.9	198	411	223	113%
Delinquency Felony	DF	3.2	18	84	10	56%
Delinquency Misdemeanor	DM	3.0	35	107	33	94%
Foster Care Review	FC	1.0	4	4	3	75%
Initial Foster Care Review	IF	1.0	1	1	1	100%
Juvenile Support	JS	0.0	0	3	0	0%
Permanency Planning	PH	1.0	6	6	6	100%
Paternity	PT	2.2	3	8	5	167%
Remand Custody	RC	1.0	2	2	2	100%
Remand Visitation	RV	1.0	2	2	2	100%
Show Cause	SC	1.3	9	17	7	78%
Status Offense	ST	1.5	7	13	4	57%
Traffic	T	1.4	9	16	7	78%
	VA	1.0	1	1	1	100%
Juvenile Total			299	685	310	103.7%
Totals			752	1,884	816	108.5%



	Total Filings with %
Custody Visitation (CV)	198 26%
Show Cause (SC)	140 19%
Civil Support (VS)	120 16%
Criminal Misdemeanor (CM)	98 13%
Capias (CA)	41 5%
Others	155 21%
Total	752 100%

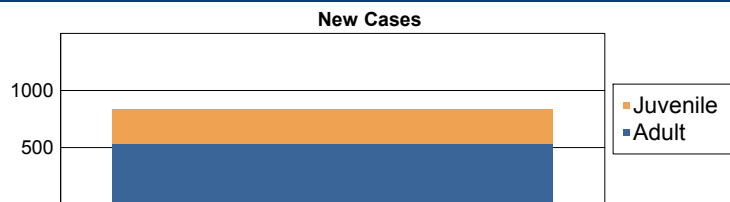
Special Case Activities

Non-Case	NC	1.0	4
Emergency Protective Order	PE	1.0	85
Emergency Custody Order	EC	1.0	2
Non-Case	NC	1.0	4
Temporary Detention Order	TD	1.0	4

Commonwealth of Virginia
Caseload Statistics of the J&DR District Courts
September 2016

Portsmouth

	Filing Type	Hearings Per Case	Filings	Hearings	Concluded	Clearance Rate
Adult						
Protective Order - Non Family Abuse	AP	2.0	1	2	1	100%
Capias	CA	2.4	51	157	64	125%
Criminal Felony	CF	2.7	18	48	20	111%
Criminal Misdemeanor	CM	2.4	137	277	95	69%
Protective Order – Family Abuse	FP	1.9	25	54	23	92%
Motion - Modify Protective Order	MP	1.0	1	1	1	100%
Other	OT	1.0	3	3	3	100%
Remand Support	RS	1.0	6	6	6	100%
Show Cause	SC	2.4	127	322	138	109%
Restricted License - Support	SL	1.0	1	1	1	100%
Civil Support	VS	1.4	165	234	132	80%
Adult Total			535	1,105	484	90.5%
Juvenile						
Abuse or Neglect	AN	3.0	1	4	2	200%
Protective Order – Non Family Abuse	AP	0.0	1	1	0	0%
Capias	CA	0.0	1	4	0	0%
Child in Need of Services	CS	3.3	5	8	3	60%
Custody Visitation	CV	2.3	194	379	207	107%
Delinquency Felony	DF	3.4	20	66	21	105%
Delinquency Misdemeanor	DM	2.8	27	76	20	74%
Foster Care Review	FC	1.3	6	7	7	117%
Juvenile Support	JS	0.0	1	2	0	0%
Permanency Planning	PH	1.4	10	12	11	110%
Paternity	PT	3.5	0	6	4	0%
Remand Custody	RC	1.0	7	7	7	100%
Remand Visitation	RV	1.0	7	7	7	100%
Show Cause	SC	2.2	3	12	5	167%
Status Offense	ST	1.0	14	15	12	86%
Traffic	T	1.0	6	9	1	17%
Termination of Parental Rights	TP	3.0	2	6	4	200%
Juvenile Total			305	621	311	102.0%
Totals			840	1,726	795	94.6%



	Total Filings with %
Custody Visitation (CV)	194 23%
Civil Support (VS)	165 20%
Criminal Misdemeanor (CM)	137 16%
Show Cause (SC)	130 15%
Capias (CA)	52 6%
Others	162 19%
Total	840 100%

Special Case Activities

Non-Case	NC	1.0	16
Emergency Protective Order	PE	1.0	74
Non-Case	NC	1.0	18
Temporary Detention Order	TD	1.0	8

Commonwealth of Virginia
Caseload Statistics of the J&DR District Courts
August 2016

Portsmouth

	Filing Type	Hearings Per Case	Filings	Hearings	Concluded	Clearance Rate
Adult						
Capias	CA	2.8	69	209	89	129%
Criminal Felony	CF	2.5	25	66	24	96%
Criminal Misdemeanor	CM	2.5	126	321	120	95%
Protective Order – Family Abuse	FP	2.3	21	37	15	71%
Motion - Modifv Protective Order	MP	1.0	2	2	2	100%
Show Cause	SC	2.8	139	426	173	124%
Restricted License - Support	SL	1.0	4	4	4	100%
Civil Support	VS	1.7	142	245	168	118%
Adult Total			528	1,310	595	112.7%
Juvenile						
Abuse or Neglect	AN	4.0	0	3	1	0%
Capias	CA	1.5	1	3	2	200%
Child in Need of Services	CS	0.0	3	6	0	0%
Custody Visitation	CV	2.1	238	497	263	111%
Delinquency Felony	DF	4.2	16	93	25	156%
Delinquency Misdemeanor	DM	3.4	32	100	40	125%
Foster Care Review	FC	1.1	6	7	7	117%
Initial Foster Care Review	IF	1.0	2	2	2	100%
Permanency Planning	PH	1.3	27	31	28	104%
Paternity	PT	1.3	13	19	12	92%
Show Cause	SC	1.8	10	19	8	80%
Status Offense	ST	1.5	22	29	24	109%
Traffic	T	2.1	7	16	15	214%
Termination of Parental Rights	TP	3.4	6	11	5	83%
Juvenile Total			383	836	432	112.8%

Totals			911	2,146	1,027	112.7%
---------------	--	--	------------	--------------	--------------	---------------



	Total Filings with %
Custody Visitation (CV)	238 26%
Show Cause (SC)	149 16%
Civil Support (VS)	142 16%
Criminal Misdemeanor (CM)	126 14%
Capias (CA)	70 8%
Others	186 20%
Total	911 100%

Special Case Activities

Non-Case	NC	1.0	16
Emergency Protective Order	PE	1.0	110
Non-Case	NC	1.1	7
Emergency Protective Order	PE	1.0	2


Commonwealth of Virginia
Caseload Statistics of the J&DR District Courts

Portsmouth

July 2016

	Filing Type	Hearings Per Case	Filings	Hearings	Concluded	Clearance Rate
Adult						
Protective Order - Non Family Abuse	AP	2.0	1	2	1	100%
Capias	CA	2.4	69	154	67	97%
Criminal Felony	CF	2.4	21	59	28	133%
Criminal Misdemeanor	CM	2.7	102	295	114	112%
Protective Order – Family Abuse	FP	2.0	16	38	17	106%
Motion - Modify Protective Order	MP	1.0	1	1	1	100%
Other	OT	1.0	8	8	8	100%
Remand Support	RS	1.0	11	11	11	100%
Show Cause	SC	2.5	127	354	158	124%
Restricted License - Support	SL	1.5	1	2	2	200%
Civil Support	VS	1.6	117	195	125	107%
Adult Total			474	1,119	532	112.2%
Juvenile						
Abuse or Neglect	AN	0.0	2	3	0	0%
Protective Order – Non Family Abuse	AP	4.0	0	2	1	0%
Child in Need of Services	CS	8.0	0	2	1	0%
Custody Visitation	CV	2.1	228	392	179	79%
Delinquency Felony	DF	2.8	32	68	17	53%
Delinquency Misdemeanor	DM	3.2	27	77	33	122%
Foster Care Review	FC	1.2	6	8	6	100%
Initial Foster Care Review	IF	1.0	2	2	2	100%
Juvenile Support	JS	0.0	1	2	0	0%
Permanency Planning	PH	1.0	10	14	10	100%
Paternity	PT	1.6	3	8	5	167%
Remand Custody	RC	1.0	15	15	15	100%
Remand Visitation	RV	1.0	15	15	15	100%
Show Cause	SC	1.6	5	9	5	100%
Status Offense	ST	1.7	10	15	10	100%
Traffic	T	2.0	4	11	6	150%
Termination of Parental Rights	TP	0.0	0	8	0	0%
Juvenile Total			360	651	305	84.7%
Totals			834	1,770	837	100.4%

New Cases



	Total Filings with %
Custody Visitation (CV)	228 27%
Show Cause (SC)	132 16%
Civil Support (VS)	117 14%
Criminal Misdemeanor (CM)	102 12%
Capias (CA)	69 8%
Others	186 22%
Total	834 100%

Special Case Activities


Non-Case	NC	1.1	16
Emergency Protective Order	PE	1.0	79
Emergency Custody Order	EC	1.0	2
Non-Case	NC	1.0	9

Commonwealth of Virginia
Caseload Statistics of the J&DR District Courts

Portsmouth

June 2016

	Filing Type	Hearings Per Case	Filings	Hearings	Concluded	Clearance Rate
Adult						
Capias	CA	2.8	56	210	81	145%
Criminal Felony	CF	2.1	40	80	37	93%
Criminal Misdemeanor	CM	2.5	107	298	121	113%
Protective Order – Family Abuse	FP	2.3	15	36	18	120%
Motion - Modifv Protective Order	MP	1.0	2	2	2	100%
Other	OT	2.0	1	2	2	200%
Remand Support	RS	1.0	10	10	10	100%
Show Cause	SC	2.7	133	435	203	153%
Restricted License - Support	SL	1.0	2	2	2	100%
Civil Support	VS	1.7	140	242	146	104%
Adult Total			506	1,317	622	122.9%
Juvenile						
Abuse or Neglect	AN	0.0	1	2	0	0%
Protective Order – Non Family Abuse	AP	2.0	3	7	3	100%
Capias	CA	0.0	2	2	0	0%
Child in Need of Services	CS	3.5	1	7	2	200%
Custody Visitation	CV	2.1	190	395	149	78%
Delinquency Felony	DF	5.3	9	93	39	433%
Delinquency Misdemeanor	DM	3.9	18	113	47	261%
Foster Care Review	FC	1.0	10	10	10	100%
Permanency Planning	PH	1.0	22	25	21	95%
Paternity	PT	2.6	9	15	8	89%
Remand Custody	RC	1.0	16	16	16	100%
Remand Visitation	RV	1.0	16	16	16	100%
Show Cause	SC	3.2	7	17	6	86%
Status Offense	ST	2.7	8	19	13	163%
Traffic	T	2.0	9	20	7	78%
Termination of Parental Rights	TP	2.0	2	6	1	50%
Juvenile Total			323	763	338	104.6%
Totals			829	2,080	960	115.8%



	Total Filings with %
Custody Visitation (CV)	190 23%
Civil Support (VS)	140 17%
Show Cause (SC)	140 17%
Criminal Misdemeanor (CM)	107 13%
Capias (CA)	58 7%
Others	194 23%
Total	829 100%

Special Case Activities

Non-Case	NC	1.1	8
Emergency Protective Order	PE	1.0	105
Non-Case	NC	1.2	9
Emergency Protective Order	PE	1.0	2
Temporary Detention Order	TD	1.0	4

Commonwealth of Virginia
Caseload Statistics of the J&DR District Courts
 May 2016

Portsmouth

	Filing Type	Hearings Per Case	Filings	Hearings	Concluded	Clearance Rate
Adult						
Protective Order - Non Family Abuse	AP	1.0	1	1	1	100%
Capias	CA	2.4	72	181	75	104%
Criminal Felony	CF	2.4	23	61	29	126%
Criminal Misdemeanor	CM	2.5	114	294	115	101%
Protective Order – Family Abuse	FP	2.1	21	44	21	100%
Other	OT	1.0	12	12	12	100%
Protective Order - Violation of Protective Order Conviction	PV	1.0	1	1	1	100%
Remand Support	RS	1.0	5	5	5	100%
Show Cause	SC	2.7	151	384	143	95%
Restricted License - Support	SL	1.5	1	2	2	200%
Civil Support	VS	1.5	135	209	125	93%
Adult Total			536	1,194	529	98.7%
Juvenile						
Abuse or Neglect	AN	3.0	0	5	4	0%
Protective Order – Non Family Abuse	AP	1.0	5	5	4	80%
Child in Need of Services	CS	0.0	3	7	0	0%
Custody Visitation	CV	2.4	155	351	190	123%
Delinquency Felony	DF	3.8	14	127	39	279%
Delinquency Misdemeanor	DM	3.3	27	134	45	167%
Foster Care Review	FC	1.0	6	6	4	67%
Initial Foster Care Review	IF	1.0	5	5	5	100%
Juvenile Support	JS	0.0	1	1	0	0%
Permanency Planning	PH	2.3	10	21	14	140%
Paternity	PT	1.8	5	9	6	120%
Remand Custody	RC	1.0	4	4	4	100%
Remand Visitation	RV	1.0	4	4	4	100%
Show Cause	SC	1.7	3	5	3	100%
Status Offense	ST	1.9	10	21	14	140%
Traffic	T	2.0	11	19	7	64%
Termination of Parental Rights	TP	3.0	7	29	18	257%
Juvenile Total			270	753	361	133.7%
Totals			806	1,947	890	110.4%



	Total Filings with %
Custody Visitation (CV)	155 19%
Show Cause (SC)	154 19%
Civil Support (VS)	135 17%
Criminal Misdemeanor (CM)	114 14%
Capias (CA)	72 9%
Others	176 22%
Total	806 100%

Special Case Activities

Non-Case	NC	1.0	14
Emergency Protective Order	PE	1.0	74
Non-Case	NC	1.0	6
Temporary Detention Order	TD	1.0	4

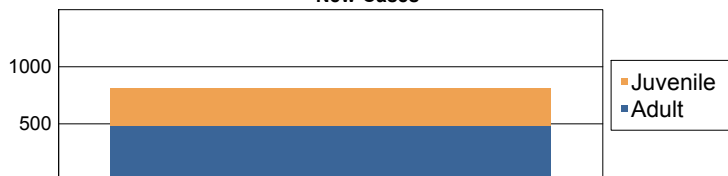
Commonwealth of Virginia
Caseload Statistics of the J&DR District Courts

Portsmouth

April 2016

	Filing Type	Hearings Per Case	Filings	Hearings	Concluded	Clearance Rate
Adult						
Capias	CA	2.6	46	149	48	104%
Criminal Felony	CF	2.7	30	57	16	53%
Criminal Misdemeanor	CM	2.3	118	255	96	81%
Protective Order – Family Abuse	FP	2.3	26	57	23	88%
Motion - Modifv Protective Order	MP	1.2	4	5	5	125%
Other	OT	1.0	2	3	1	50%
Protective Order - Violation of Protective Order Conviction	PV	1.0	2	2	2	100%
Remand Support	RS	1.0	13	13	13	100%
Show Cause	SC	2.1	131	365	117	89%
Restricted License - Support	SL	1.0	2	2	2	100%
Civil Support	VS	1.7	106	179	103	97%
Adult Total			480	1,087	426	88.8%
Juvenile						
Abuse or Neglect	AN	3.0	1	6	2	200%
Child in Need of Services	CS	0.0	0	1	0	0%
Custody Visitation	CV	1.7	173	333	178	103%
Delinquency Felony	DF	3.4	18	122	21	117%
Delinquency Misdemeanor	DM	3.6	48	127	13	27%
Foster Care Review	FC	1.0	4	4	4	100%
Initial Foster Care Review	IF	1.0	2	2	2	100%
Juvenile Support	JS	2.0	0	1	1	0%
Permanency Planning	PH	1.0	13	15	13	100%
Paternity	PT	1.7	6	13	6	100%
Remand Custody	RC	1.0	18	18	18	100%
Remand Visitation	RV	1.0	20	20	20	100%
Show Cause	SC	3.0	5	9	4	80%
Status Offense	ST	2.1	8	23	11	138%
Traffic	T	1.7	8	11	6	75%
Termination of Parental Rights	TP	1.0	3	7	2	67%
Juvenile Total			327	712	301	92.0%
Totals			807	1,799	727	90.1%

New Cases



	Total Filings with %
Custody Visitation (CV)	173 21%
Show Cause (SC)	136 17%
Criminal Misdemeanor (CM)	118 15%
Civil Support (VS)	106 13%
Delinquency Misdemeanor (DM)	48 6%
Others	226 28%
Total	807 100%

Special Case Activities

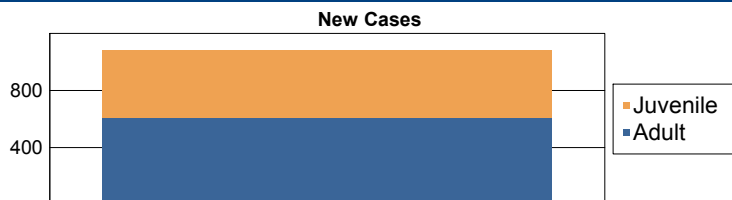
Non-Case	NC	1.0	14
Emergency Protective Order	PE	1.0	93
Non-Case	NC	1.0	12
Temporary Detention Order	TD	1.0	4

Commonwealth of Virginia
Caseload Statistics of the J&DR District Courts

Portsmouth

March 2016

	Filing Type	Hearings Per Case	Filings	Hearings	Concluded	Clearance Rate
Adult						
Protective Order - Non Familv Abuse	AP	3.0	0	2	1	0%
Capias	CA	3.0	64	184	68	106%
Criminal Felonv	CF	2.9	21	79	33	157%
Criminal Misdemeanor	CM	2.5	144	339	143	99%
Protective Order – Familv Abuse	FP	1.8	26	43	21	81%
Motion - Modifv Protective Order	MP	1.5	4	5	4	100%
Other	OT	1.0	4	4	4	100%
Restricted Driver's License	RL	1.0	1	1	1	100%
Remand Support	RS	1.0	11	11	11	100%
Show Cause	SC	2.6	182	501	201	110%
Restricted License - Support	SL	1.5	7	10	6	86%
Civil Support	VS	1.8	144	253	153	106%
Adult Total			608	1,432	646	106.3%
Juvenile						
Abuse or Neglect	AN	3.6	3	11	7	233%
Capias	CA	3.0	0	1	1	0%
Child in Need of Services	CS	4.0	2	5	1	50%
Custody Visitation	CV	2.0	220	477	253	115%
Delinquency Felonv	DF	5.2	55	178	40	73%
Delinquency Misdemeanor	DM	4.7	70	146	28	40%
Foster Care Review	FC	1.1	12	13	13	108%
Initial Foster Care Review	IF	1.6	3	7	7	233%
Permanency Planning	PH	1.0	20	25	16	80%
Paternity	PT	1.4	19	25	16	84%
Remand Custodv	RC	1.0	18	18	18	100%
Remand Visitation	RV	1.0	19	19	19	100%
Show Cause	SC	1.6	3	9	5	167%
Status Offense	ST	4.1	13	28	10	77%
Traffic	T	6.8	4	8	4	100%
Termination of Parental Rihts	TP	1.0	10	20	2	20%
Juvenile Total			471	990	440	93.4%
Totals			1,079	2,422	1,086	100.6%



	Total Filings with %
Custody Visitation (CV)	220 20%
Show Cause (SC)	185 17%
Civil Support (VS)	144 13%
Criminal Misdemeanor (CM)	144 13%
Delinquency Misdemeanor (DM)	70 6%
Others	316 29%
Total	1,079 100%

Special Case Activities

Non-Case	NC	1.0	20
Emergency Protective Order	PE	1.0	105
Non-Case	NC	1.0	12
Temporarv Detention Order	TD	1.0	6

Commonwealth of Virginia
Caseload Statistics of the J&DR District Courts


Portsmouth

February 2016

	Filing Type	Hearings Per Case	Filings	Hearings	Concluded	Clearance Rate
Adult						
Protective Order - Non Family Abuse	AP	1.5	3	4	2	67%
Capias	CA	3.0	41	146	66	161%
Criminal Felony	CF	3.7	27	91	36	133%
Criminal Misdemeanor	CM	2.7	89	239	100	112%
Protective Order – Family Abuse	FP	2.1	12	28	14	117%
Motion - Modify Protective Order	MP	1.0	3	4	2	67%
Other	OT	1.0	6	6	6	100%
Protective Order – Stalking/Acts of Violence	PC	1.0	1	1	1	100%
Protective Order - Violation of Protective Order Conviction	PV	1.0	1	1	1	100%
Remand Support	RS	1.0	7	7	7	100%
Show Cause	SC	2.4	178	441	177	99%
Restricted License - Support	SL	1.3	4	5	3	75%
Civil Support	VS	1.6	130	226	138	106%
Adult Total			502	1,199	553	110.2%

Juvenile						
Abuse or Neglect	AN	4.0	3	12	1	33%
Capias	CA	4.7	0	3	3	0%
Child in Need of Services	CS	7.0	1	5	1	100%
Custody Visitation	CV	2.1	186	432	215	116%
Delinquency Felony	DF	4.3	42	177	39	93%
Delinquency Misdemeanor	DM	4.0	16	95	23	144%
Foster Care Review	FC	2.0	0	4	4	0%
Initial Foster Care Review	IF	1.0	5	5	1	20%
Juvenile Support	JS	0.0	1	1	0	0%
Permanency Planning	PH	1.0	8	8	8	100%
Paternity	PT	1.4	6	11	8	133%
Remand Custody	RC	1.0	10	10	10	100%
Remand Visitation	RV	1.0	12	12	12	100%
Show Cause	SC	2.9	7	19	8	114%
Status Offense	ST	2.0	10	22	7	70%
Traffic	T	1.2	6	9	5	83%
Juvenile Total			313	825	345	110.2%

Totals			815	2,024	898	110.2%
---------------	--	--	------------	--------------	------------	---------------



	Total Filings with %
Custody Visitation (CV)	186 23%
Show Cause (SC)	185 23%
Civil Support (VS)	130 16%
Criminal Misdemeanor (CM)	89 11%
Delinquency Felony (DF)	42 5%
Others	183 22%
Total	815 100%

Special Case Activities

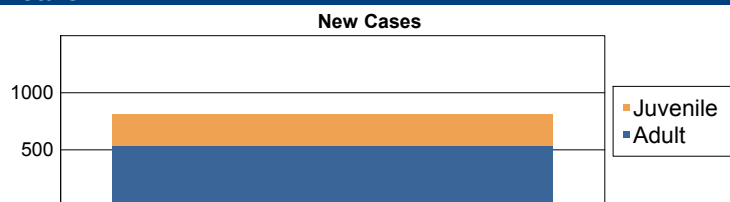
Non-Case	NC	1.0	14
Emergency Protective Order	PE	1.0	66
Non-Case	NC	1.0	9
Temporary Detention Order	TD	1.0	2

Commonwealth of Virginia
Caseload Statistics of the J&DR District Courts

Portsmouth

January 2016

	Filing Type	Hearings Per Case	Filings	Hearings	Concluded	Clearance Rate
Adult						
Capias	CA	2.5	68	190	76	112%
Criminal Felonv	CF	3.5	12	78	23	192%
Criminal Misdemeanor	CM	2.5	97	236	99	102%
Protective Order – Family Abuse	FP	2.2	13	29	14	108%
Other	OT	1.4	4	6	5	125%
Protective Order – Stalking/Acts of Violence	PC	1.0	1	1	1	100%
Protective Order - Violation of Protective Order Conviction	PV	1.0	2	2	2	100%
Remand Support	RS	1.0	8	8	8	100%
Show Cause	SC	2.4	188	405	136	72%
Restricted License - Support	SL	1.0	3	3	3	100%
Civil Support	VS	1.6	141	216	120	85%
Adult Total			537	1,174	487	90.7%
Juvenile						
Abuse or Nealect	AN	4.0	2	4	1	50%
Capias	CA	0.0	0	4	0	0%
Child in Need of Services	CS	0.0	0	2	0	0%
Custody Visitation	CV	2.0	144	335	138	96%
Delinquency Felonv	DF	3.6	19	114	18	95%
Delinquency Misdemeanor	DM	3.3	31	101	45	145%
Foster Care Review	FC	1.0	4	4	4	100%
Initial Foster Care Review	IF	1.0	2	2	2	100%
Permanency Planning	PH	1.1	15	16	11	73%
Paternity	PT	1.2	10	14	5	50%
Remand Custody	RC	1.0	8	8	8	100%
Remand Visitation	RV	1.0	10	10	10	100%
Show Cause	SC	2.0	6	10	3	50%
Status Offense	ST	2.9	6	18	12	200%
Traffic	T	1.7	5	10	9	180%
Termination of Parental Rihts	TP	2.0	10	12	2	20%
Juvenile Total			272	664	268	98.5%
Totals			809	1,838	755	93.3%



	Total Filings with %
Show Cause (SC)	194 24%
Custody Visitation (CV)	144 18%
Civil Support (VS)	141 17%
Criminal Misdemeanor (CM)	97 12%
Capias (CA)	68 8%
Others	165 20%
Total	809 100%

Special Case Activities

Non-Case	NC	1.0	17
Emergency Protective Order	PE	1.0	79
Non-Case	NC	1.0	10
Temporary Detention Order	TD	1.0	2

Commonwealth of Virginia
Caseload Statistics of the J&DR District Courts


Powhatan

December 2016

	Filing Type	Hearings Per Case	Filings	Hearings	Concluded	Clearance Rate
Adult						
Capias	CA	2.5	3	8	4	133%
Criminal Felony	CF	4.0	0	18	4	0%
Criminal Misdemeanor	CM	5.0	4	14	6	150%
Protective Order – Family Abuse	FP	0.0	2	5	0	0%
Motion - Modifv Protective Order	MP	0.0	1	1	0	0%
Show Cause	SC	2.7	13	29	11	85%
Civil Support	VS	1.5	9	14	8	89%
Adult Total			32	89	33	103.1%

Juvenile						
Abuse or Neglect	AN	0.0	3	3	0	0%
Child in Need of Services	CS	0.0	0	4	0	0%
Custody Visitation	CV	2.3	20	64	24	120%
Delinquency Felony	DF	7.0	0	1	1	0%
Delinquency Misdemeanor	DM	3.4	10	21	8	80%
Show Cause	SC	1.0	3	3	2	67%
Traffic	T	1.5	14	18	6	43%
Truancy/Runaway (Child in Need of Supervision)	TR	3.0	2	4	2	100%
Juvenile Total			52	118	43	82.7%

Totals			84	207	76	90.5%
---------------	--	--	-----------	------------	-----------	--------------



	Total Filings with %	
Custody Visitation (CV)	20	24%
Show Cause (SC)	16	19%
Traffic (T)	14	17%
Delinquency Misdemeanor (DM)	10	12%
Civil Support (VS)	9	11%
Others	15	18%
Total	84	100%

Special Case Activities

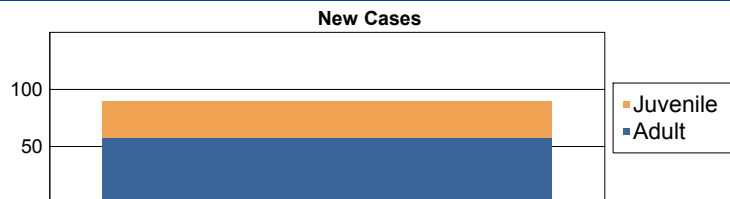
Emergency Protective Order	PE	1.0	4
----------------------------	----	-----	---

Commonwealth of Virginia
Caseload Statistics of the J&DR District Courts

Powhatan

November 2016

	Filing Type	Hearings Per Case	Filings	Hearings	Concluded	Clearance Rate
Adult						
Bond Forfeiture Show Cause	BF	5.0	0	1	1	0%
Capias	CA	1.5	3	8	2	67%
Criminal Felony	CF	2.7	19	28	3	16%
Criminal Misdemeanor	CM	3.4	7	36	11	157%
Protective Order – Family Abuse	FP	0.0	1	1	0	0%
Show Cause	SC	2.6	11	23	5	45%
Civil Support	VS	1.7	17	31	18	106%
Adult Total			58	128	40	69.0%
Juvenile						
Child in Need of Services	CS	0.0	1	4	0	0%
Custody Visitation	CV	3.1	21	89	37	176%
Delinquency Felony	DF	6.0	0	2	2	0%
Delinquency Misdemeanor	DM	3.8	3	18	5	167%
Foster Care Review	FC	2.0	0	1	1	0%
Protective Order – Family Abuse	FP	2.0	1	2	1	100%
Permanency Planning	PH	0.0	2	2	0	0%
Status Offense	ST	2.0	2	4	1	50%
Traffic	T	3.0	2	5	3	150%
Truancy/Runaway (Child in Need of Supervision)	TR	0.0	0	1	0	0%
Juvenile Total			32	128	50	156.3%
Totals			90	256	90	100.0%



	Total Filings with %	
Custody Visitation (CV)	21	23%
Criminal Felony (CF)	19	21%
Civil Support (VS)	17	19%
Show Cause (SC)	11	12%
Criminal Misdemeanor (CM)	7	8%
Others	15	17%
Total	90	100%

Special Case Activities

Emergency Protective Order	PE	1.0	5
Emergency Custody Order	EC	1.0	2
Emergency Protective Order	PE	1.0	2
Temporary Detention Order	TD	1.0	4


Commonwealth of Virginia
Caseload Statistics of the J&DR District Courts

Powhatan

October 2016

	Filing Type	Hearings Per Case	Filings	Hearings	Concluded	Clearance Rate
Adult						
Capias	CA	1.5	4	8	4	100%
Criminal Felony	CF	3.0	2	9	3	150%
Criminal Misdemeanor	CM	2.3	9	36	6	67%
Protective Order – Family Abuse	FP	1.5	1	3	2	200%
Motion - Modifv Protective Order	MP	1.0	1	1	1	100%
Show Cause	SC	3.2	10	31	14	140%
Civil Support	VS	2.2	11	24	11	100%
Adult Total			38	112	41	107.9%
Juvenile						
Abuse or Neglect	AN	3.0	0	3	3	0%
Child in Need of Services	CS	0.0	3	5	0	0%
Custody Visitation	CV	3.3	56	124	39	70%
Delinquency Felony	DF	2.0	0	2	1	0%
Delinquency Misdemeanor	DM	2.6	2	18	8	400%
Foster Care Review	FC	1.0	2	2	1	50%
Permanency Planning	PH	2.0	0	1	1	0%
Show Cause	SC	1.0	1	1	1	100%
Status Offense	ST	1.0	1	1	1	100%
Traffic	T	2.3	2	8	4	200%
Truancy/Runaway (Child in Need of Supervision)	TR	0.0	0	1	0	0%
Juvenile Total			67	166	59	88.1%
Totals			105	278	100	95.2%

New Cases



	Total Filings with %	
Custody Visitation (CV)	56	53%
Civil Support (VS)	11	10%
Show Cause (SC)	11	10%
Criminal Misdemeanor (CM)	9	9%
Capias (CA)	4	4%
Others	14	13%
Total	105	100%

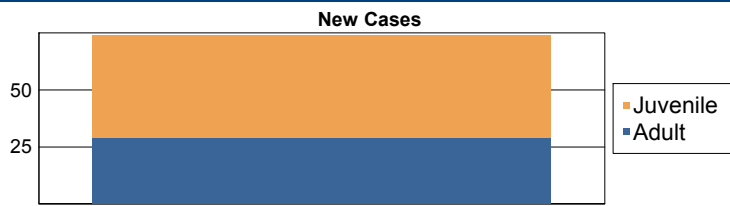
Special Case Activities

Emergency Protective Order	PE	1.0	8
----------------------------	----	-----	---

Commonwealth of Virginia
Caseload Statistics of the J&DR District Courts
September 2016

Powhatan

	Filing Type	Hearings Per Case	Filings	Hearings	Concluded	Clearance Rate
Adult						
Capias	CA	3.0	1	3	1	100%
Criminal Felony	CF	1.3	5	7	3	60%
Criminal Misdemeanor	CM	4.0	7	27	4	57%
Protective Order – Family Abuse	FP	2.0	2	3	1	50%
Motion - Modifv Protective Order	MP	1.0	3	3	3	100%
Show Cause	SC	2.4	5	12	8	160%
Civil Support	VS	1.4	6	11	9	150%
Adult Total			29	66	29	100.0%
Juvenile						
Abuse or Neglect	AN	0.0	3	6	0	0%
Child in Need of Services	CS	0.0	1	1	0	0%
Custody Visitation	CV	1.2	27	73	18	67%
Delinquency Felony	DF	3.0	2	3	1	50%
Delinquency Misdemeanor	DM	4.5	6	27	11	183%
Permanency Planning	PH	1.0	3	3	2	67%
Traffic	T	2.3	3	9	4	133%
Truancy/Runaway (Child in Need of Supervision)	TR	0.0	0	1	0	0%
Juvenile Total			45	123	36	80.0%
Totals			74	189	65	87.8%



	Total Filings with %	
Custody Visitation (CV)	27	36%
Criminal Misdemeanor (CM)	7	9%
Civil Support (VS)	6	8%
Delinquency Misdemeanor (DM)	6	8%
Criminal Felony (CF)	5	7%
Others	23	31%
Total	74	100%

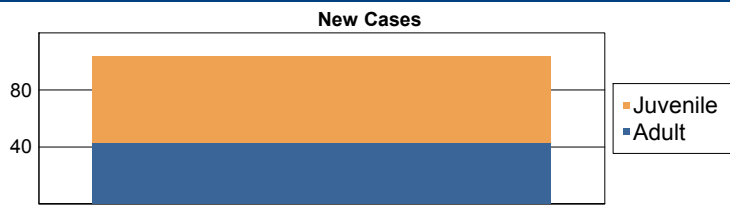
Special Case Activities

Emergency Protective Order	PE	1.0	6
----------------------------	----	-----	---

Commonwealth of Virginia
Caseload Statistics of the J&DR District Courts
August 2016

Powhatan

	Filing Type	Hearings Per Case	Filings	Hearings	Concluded	Clearance Rate
Adult						
Capias	CA	1.7	4	8	3	75%
Criminal Felony	CF	2.5	3	10	6	200%
Criminal Misdemeanor	CM	3.8	12	42	12	100%
Protective Order – Family Abuse	FP	2.5	3	8	4	133%
Motion - Modifv Protective Order	MP	1.0	1	1	1	100%
Show Cause	SC	2.9	7	31	15	214%
Civil Support	VS	2.5	13	30	15	115%
Adult Total			43	130	56	130.2%
Juvenile						
Child in Need of Services	CS	1.0	1	3	1	100%
Custody Visitation	CV	3.4	37	108	37	100%
Delinquency Felony	DF	3.0	1	5	1	100%
Delinquency Misdemeanor	DM	3.0	14	36	6	43%
Paternity	PT	2.0	1	2	1	100%
Status Offense	ST	2.0	1	2	2	200%
Traffic	T	2.1	6	18	11	183%
Truancy/Runaway (Child in Need of Supervision)	TR	0.0	0	3	0	0%
Juvenile Total			61	177	59	96.7%
Totals			104	307	115	110.6%



	Total Filings with %
Custody Visitation (CV)	37 36%
Delinquency Misdemeanor (DM)	14 13%
Civil Support (VS)	13 13%
Criminal Misdemeanor (CM)	12 12%
Show Cause (SC)	7 7%
Others	21 20%
Total	104 100%

Special Case Activities

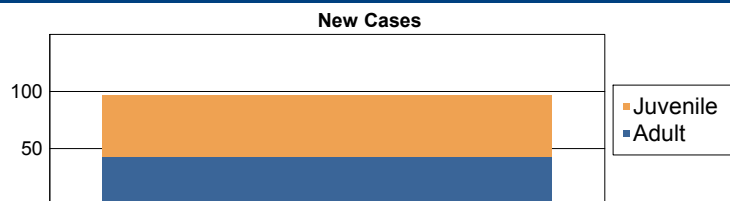
Non-Case	NC	1.0	1
Emergency Protective Order	PE	1.0	6

Commonwealth of Virginia
 Caseload Statistics of the J&DR District Courts

Powhatan

July 2016

	Filing Type	Hearings Per Case	Filings	Hearings	Concluded	Clearance Rate
Adult						
Capias	CA	1.0	2	3	1	50%
Criminal Felony	CF	2.0	1	5	1	100%
Criminal Misdemeanor	CM	3.4	10	34	13	130%
Protective Order – Family Abuse	FP	2.2	3	11	6	200%
Motion - Modifv Protective Order	MP	1.0	2	2	2	100%
Show Cause	SC	2.7	11	33	9	82%
Civil Support	VS	2.0	14	28	14	100%
Adult Total			43	116	46	107.0%
Juvenile						
Child in Need of Services	CS	2.0	0	1	1	0%
Custody Visitation	CV	3.1	35	76	27	77%
Delinquency Misdemeanor	DM	3.5	1	8	6	600%
Permanency Planning	PH	1.0	5	5	5	100%
Traffic	T	2.0	12	19	11	92%
Termination of Parental Rights	TP	1.0	1	1	1	100%
Juvenile Total			54	110	51	94.4%
Totals			97	226	97	100.0%



	Total Filings with %
Custody Visitation (CV)	35 36%
Civil Support (VS)	14 14%
Traffic (T)	12 12%
Show Cause (SC)	11 11%
Criminal Misdemeanor (CM)	10 10%
Others	15 15%
Total	97 100%

Special Case Activities

Emergency Protective Order	PE	1.0	7
Non-Case	NC	2.0	1

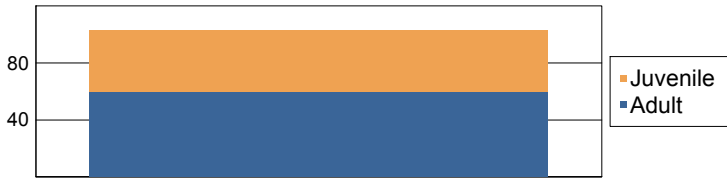
Commonwealth of Virginia
Caseload Statistics of the J&DR District Courts

Powhatan

June 2016

	Filing Type	Hearings Per Case	Filings	Hearings	Concluded	Clearance Rate
Adult						
Bond Forfeiture Show Cause	BF	0.0	0	2	0	0%
Capias	CA	4.7	3	10	6	200%
Criminal Felony	CF	2.5	5	11	4	80%
Criminal Misdemeanor	CM	3.3	6	40	10	167%
Protective Order – Family Abuse	FP	2.3	6	11	4	67%
Show Cause	SC	2.9	22	53	21	95%
Civil Support	VS	1.9	18	42	29	161%
Adult Total			60	169	74	123.3%
Juvenile						
Abuse or Neglect	AN	2.0	0	1	1	0%
Child in Need of Services	CS	0.0	0	2	0	0%
Custody Visitation	CV	2.9	30	126	70	233%
Delinquency Felony	DF	2.4	0	10	8	0%
Delinquency Misdemeanor	DM	2.5	1	15	6	600%
Status Offense	ST	3.0	0	2	1	0%
Traffic	T	1.7	11	23	13	118%
Truancy/Runaway (Child in Need of Supervision)	TR	0.0	1	3	0	0%
Juvenile Total			43	182	99	230.2%
Totals			103	351	173	168.0%

New Cases



	Total Filings with %	
Custody Visitation (CV)	30	29%
Show Cause (SC)	22	21%
Civil Support (VS)	18	17%
Traffic (T)	11	11%
Criminal Misdemeanor (CM)	6	6%
Others	16	16%
Total	103	100%

Special Case Activities

Non-Case	NC	1.0	1
Emergency Protective Order	PE	1.0	6

Commonwealth of Virginia
Caseload Statistics of the J&DR District Courts

Powhatan

May 2016

	Filing Type	Hearings Per Case	Filings	Hearings	Concluded	Clearance Rate
Adult						
Bond Forfeiture Show Cause	BF	0.0	1	2	0	0%
Capias	CA	5.0	1	6	3	300%
Criminal Felony	CF	2.0	4	11	6	150%
Criminal Misdemeanor	CM	4.5	12	41	6	50%
Protective Order – Family Abuse	FP	2.5	3	5	2	67%
Motion - Modify Protective Order	MP	1.0	1	1	1	100%
Show Cause	SC	4.1	10	30	10	100%
Civil Support	VS	2.2	18	28	16	89%
Adult Total			50	124	44	88.0%
Juvenile						
Capias	CA	4.0	0	2	1	0%
Child in Need of Services	CS	0.0	0	1	0	0%
Custody Visitation	CV	1.8	28	85	20	71%
Delinquency Felony	DF	0.0	5	6	0	0%
Delinquency Misdemeanor	DM	3.3	8	34	18	225%
Foster Care Review	FC	2.0	0	1	1	0%
Protective Order – Family Abuse	FP	1.0	2	2	2	100%
Paternity	PT	1.0	1	1	1	100%
Show Cause	SC	2.8	3	10	5	167%
Status Offense	ST	1.0	2	3	1	50%
Traffic	T	2.3	9	23	13	144%
Termination of Parental Rights	TP	2.0	0	2	2	0%
Truancy/Runaway (Child in Need of Supervision)	TR	5.0	0	4	2	0%
Juvenile Total			58	174	66	113.8%
Totals			108	298	110	101.9%



	Total Filings with %
Custody Visitation (CV)	28 26%
Civil Support (VS)	18 17%
Show Cause (SC)	13 12%
Criminal Misdemeanor (CM)	12 11%
Traffic (T)	9 8%
Others	28 26%
Total	108 100%

Special Case Activities

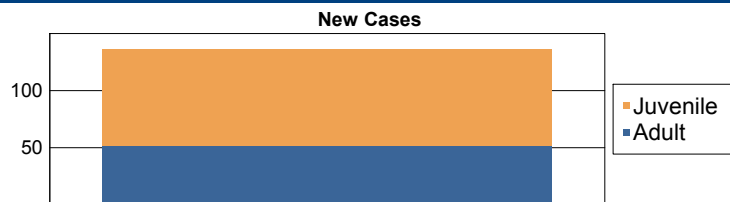
Emergency Protective Order	PE	1.0	8
----------------------------	----	-----	---

Commonwealth of Virginia
Caseload Statistics of the J&DR District Courts

Powhatan

April 2016

	Filing Type	Hearings Per Case	Filings	Hearings	Concluded	Clearance Rate
Adult						
Capias	CA	2.7	2	11	3	150%
Criminal Felony	CF	2.8	6	15	5	83%
Criminal Misdemeanor	CM	3.2	8	37	6	75%
Protective Order – Family Abuse	FP	2.0	3	7	3	100%
Motion - Modifv Protective Order	MP	1.0	1	1	1	100%
Remand Support	RS	1.0	1	1	1	100%
Show Cause	SC	2.4	9	32	15	167%
Civil Support	VS	1.4	22	33	18	82%
Adult Total			52	137	52	100.0%
Juvenile						
Abuse or Neglect	AN	0.0	1	1	0	0%
Capias	CA	0.0	0	1	0	0%
Child in Need of Services	CS	2.0	0	1	1	0%
Custody Visitation	CV	2.8	49	148	72	147%
Delinquency Felony	DF	0.0	5	9	0	0%
Delinquency Misdemeanor	DM	2.2	16	30	5	31%
Permanency Planning	PH	2.0	0	1	1	0%
Show Cause	SC	0.0	0	1	0	0%
Status Offense	ST	0.0	1	1	0	0%
Traffic	T	1.8	12	23	12	100%
Termination of Parental Rights	TP	3.0	0	3	2	0%
Truancy/Runaway (Child in Need of Supervision)	TR	3.0	1	3	2	200%
Juvenile Total			85	222	95	111.8%
Totals			137	359	147	107.3%



	Total Filings with %
Custody Visitation (CV)	49 36%
Civil Support (VS)	22 16%
Delinquency Misdemeanor (DM)	16 12%
Traffic (T)	12 9%
Show Cause (SC)	9 7%
Others	29 21%
Total	137 100%

Special Case Activities

Emergency Protective Order	PE	1.0	6
----------------------------	----	-----	---

Commonwealth of Virginia
 Caseload Statistics of the J&DR District Courts

Powhatan

March 2016

	Filing Type	Hearings Per Case	Filings	Hearings	Concluded	Clearance Rate
Adult						
Capias	CA	2.0	1	5	1	100%
Criminal Felony	CF	0.0	3	4	0	0%
Criminal Misdemeanor	CM	2.3	8	21	3	38%
Protective Order – Family Abuse	FP	1.5	3	4	2	67%
Motion - Modifv Protective Order	MP	1.0	1	1	1	100%
Show Cause	SC	2.4	18	36	11	61%
Civil Support	VS	1.6	28	38	21	75%
Adult Total			62	109	39	62.9%

Juvenile						
Capias	CA	0.0	1	1	0	0%
Child in Need of Services	CS	0.0	1	1	0	0%
Custody Visitation	CV	3.2	45	113	39	87%
Delinquency Misdemeanor	DM	2.8	4	33	15	375%
Permanency Planning	PH	1.1	8	9	9	113%
Show Cause	SC	3.0	3	6	4	133%
Traffic	T	1.9	11	21	11	100%
Termination of Parental Rights	TP	0.0	0	1	0	0%
Juvenile Total			73	185	78	106.8%

Totals			135	294	117	86.7%
---------------	--	--	------------	------------	------------	--------------



	Total Filings with %
Custody Visitation (CV)	45 33%
Civil Support (VS)	28 21%
Show Cause (SC)	21 16%
Traffic (T)	11 8%
Criminal Misdemeanor (CM)	8 6%
Others	22 16%
Total	135 100%

Special Case Activities

Emergency Protective Order	PE	1.0	5
----------------------------	----	-----	---

Commonwealth of Virginia
Caseload Statistics of the J&DR District Courts

Powhatan

February 2016

	Filing Type	Hearings Per Case	Filings	Hearings	Concluded	Clearance Rate
Adult						
Cabias	CA	2.3	4	9	3	75%
Criminal Felony	CF	3.7	4	7	3	75%
Criminal Misdemeanor	CM	4.5	8	28	10	125%
Protective Order – Family Abuse	FP	2.0	1	4	3	300%
Motion - Modifv Protective Order	MP	1.0	1	1	1	100%
Show Cause	SC	2.4	13	33	14	108%
Civil Support	VS	1.5	18	32	18	100%
Adult Total			49	114	52	106.1%
Juvenile						
Child in Need of Services	CS	3.0	0	1	1	0%
Custody Visitation	CV	1.9	44	89	20	45%
Delinquency Felony	DF	4.0	0	2	1	0%
Delinquency Misdemeanor	DM	1.9	18	33	8	44%
Foster Care Review	FC	0.0	1	1	0	0%
Permanency Planning	PH	0.0	2	2	0	0%
Traffic	T	1.4	16	23	14	88%
Termination of Parental Rights	TP	0.0	4	4	0	0%
Truancy/Runaway (Child in Need of Supervision)	TR	0.0	1	1	0	0%
Juvenile Total			86	156	44	51.2%
Totals			135	270	96	71.1%



	Total Filings with %
Custody Visitation (CV)	44 33%
Civil Support (VS)	18 13%
Delinquency Misdemeanor (DM)	18 13%
Traffic (T)	16 12%
Show Cause (SC)	13 10%
Others	26 19%
Total	135 100%

Special Case Activities

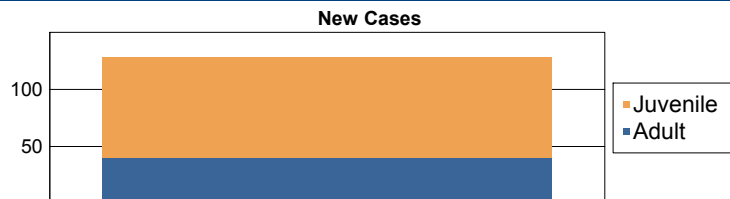
Emergency Protective Order	PE	1.0	4
Temporary Detention Order	TD	1.0	2

**Commonwealth of Virginia
Caseload Statistics of the J&DR District Courts**

Powhatan

January 2016

	Filing Type	Hearings Per Case	Filings	Hearings	Concluded	Clearance Rate
Adult						
Capias	CA	0.0	2	11	0	0%
Criminal Felony	CF	3.8	0	19	13	0%
Criminal Misdemeanor	CM	3.2	5	39	6	120%
Protective Order – Family Abuse	FP	2.0	2	5	3	150%
Motion - Modifv Protective Order	MP	2.0	0	1	1	0%
Remand Support	RS	1.0	1	1	1	100%
Show Cause	SC	1.4	14	31	10	71%
Civil Support	VS	1.3	16	24	17	106%
Adult Total			40	131	51	127.5%
Juvenile						
Child in Need of Services	CS	5.0	2	6	1	50%
Custody Visitation	CV	2.1	55	113	37	67%
Delinquency Felony	DF	0.0	0	5	0	0%
Delinquency Misdemeanor	DM	2.0	13	29	4	31%
Remand Custody	RC	1.0	2	2	2	100%
Remand Visitation	RV	1.0	2	2	2	100%
Show Cause	SC	0.0	0	2	0	0%
Traffic	T	2.0	14	37	25	179%
Truancy/Runaway (Child in Need of Supervision)	TR	0.0	0	1	0	0%
Juvenile Total			88	197	71	80.7%
Totals			128	328	122	95.3%



	Total Filings with %
Custody Visitation (CV)	55 43%
Civil Support (VS)	16 13%
Show Cause (SC)	14 11%
Traffic (T)	14 11%
Delinquency Misdemeanor (DM)	13 10%
Others	16 13%
Total	128 100%

Special Case Activities

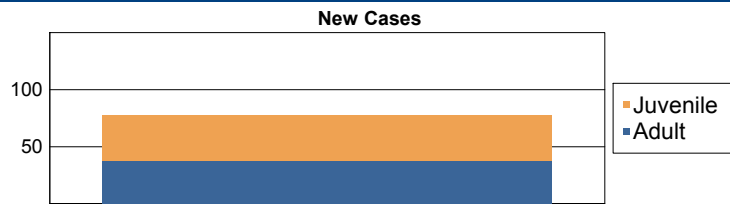
Emergency Protective Order	PE	1.0	3
----------------------------	----	-----	---

**Commonwealth of Virginia
Caseload Statistics of the J&DR District Courts**

Prince Edward

December 2016

	Filing Type	Hearings Per Case	Filings	Hearings	Concluded	Clearance Rate
Adult						
Capias	CA	2.5	0	6	2	0%
Criminal Felony	CF	3.0	2	8	2	100%
Criminal Misdemeanor	CM	4.9	7	24	8	114%
Protective Order – Family Abuse	FP	2.3	3	12	3	100%
Show Cause	SC	3.4	8	41	25	313%
Restricted License - Support	SL	1.0	1	1	1	100%
Civil Support	VS	2.0	17	33	6	35%
Adult Total			38	125	47	123.7%
Juvenile						
Capias	CA	7.0	0	1	1	0%
Child in Need of Services	CS	0.0	0	1	0	0%
Custody Visitation	CV	2.2	24	50	16	67%
Delinquency Felony	DF	3.0	0	17	2	0%
Delinquency Misdemeanor	DM	4.7	4	22	3	75%
Remand Custody	RC	1.0	1	1	1	100%
Show Cause	SC	6.0	6	10	3	50%
Traffic	T	1.5	5	8	6	120%
Truancy/Runaway (Child in Need of Supervision)	TR	0.0	0	1	0	0%
Juvenile Total			40	111	32	80.0%
Totals			78	236	79	101.3%



	Total Filings with %	
Custody Visitation (CV)	24	31%
Civil Support (VS)	17	22%
Show Cause (SC)	14	18%
Criminal Misdemeanor (CM)	7	9%
Traffic (T)	5	6%
Others	11	14%
Total	78	100%

Special Case Activities

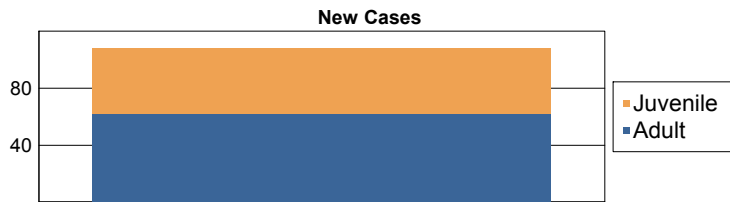
Emergency Protective Order	PE	1.0	6
----------------------------	----	-----	---

**Commonwealth of Virginia
Caseload Statistics of the J&DR District Courts**

Prince Edward

November 2016

	Filing Type	Hearings Per Case	Filings	Hearings	Concluded	Clearance Rate
Adult						
Capias	CA	2.2	5	10	6	120%
Criminal Felony	CF	4.3	4	14	6	150%
Criminal Misdemeanor	CM	3.1	22	37	12	55%
Protective Order – Family Abuse	FP	1.5	4	5	2	50%
Show Cause	SC	2.6	14	43	24	171%
Restricted License - Support	SL	1.0	1	1	1	100%
Civil Support	VS	2.9	12	42	15	125%
Adult Total			62	152	66	106.5%
Juvenile						
Child in Need of Services	CS	3.0	0	3	1	0%
Custody Visitation	CV	2.5	38	90	48	126%
Delinquency Felony	DF	0.0	2	6	0	0%
Delinquency Misdemeanor	DM	3.2	3	15	6	200%
Show Cause	SC	1.0	1	1	1	100%
Traffic	T	0.0	1	1	0	0%
Truancy/Runaway (Child in Need of Supervision)	TR	0.0	1	1	0	0%
Juvenile Total			46	117	56	121.7%
Totals			108	269	122	113.0%



	Total Filings with %
Custody Visitation (CV)	38 35%
Criminal Misdemeanor (CM)	22 20%
Show Cause (SC)	15 14%
Civil Support (VS)	12 11%
Capias (CA)	5 5%
Others	16 15%
Total	108 100%

Special Case Activities

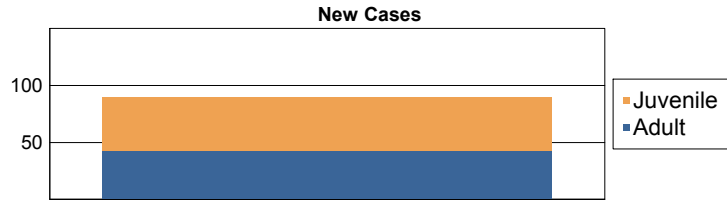
Emergency Protective Order	PE	1.0	6
----------------------------	----	-----	---

**Commonwealth of Virginia
Caseload Statistics of the J&DR District Courts**

Prince Edward

October 2016

	Filing Type	Hearings Per Case	Filings	Hearings	Concluded	Clearance Rate
Adult						
Capias	CA	0.0	2	4	0	0%
Criminal Felony	CF	2.3	6	23	13	217%
Criminal Misdemeanor	CM	3.3	4	30	12	300%
Protective Order – Family Abuse	FP	2.0	4	8	4	100%
Show Cause	SC	3.4	9	27	9	100%
Civil Support	VS	1.9	18	31	9	50%
Adult Total			43	123	47	109.3%
Juvenile						
Abuse or Neglect	AN	4.0	0	1	1	0%
Child in Need of Services	CS	5.0	0	3	1	0%
Custody Visitation	CV	1.9	39	67	22	56%
Delinquency Felony	DF	5.5	0	12	4	0%
Delinquency Misdemeanor	DM	3.0	6	12	4	67%
Show Cause	SC	0.0	0	3	0	0%
Traffic	T	3.0	2	3	1	50%
Juvenile Total			47	101	33	70.2%
Totals			90	224	80	88.9%



	Total Filings with %	
Custody Visitation (CV)	39	43%
Civil Support (VS)	18	20%
Show Cause (SC)	9	10%
Criminal Felony (CF)	6	7%
Delinquency Misdemeanor (DM)	6	7%
Others	12	13%
Total	90	100%

Special Case Activities

Emergency Protective Order	PE	1.0	10
Temporary Detention Order	TD	1.0	2

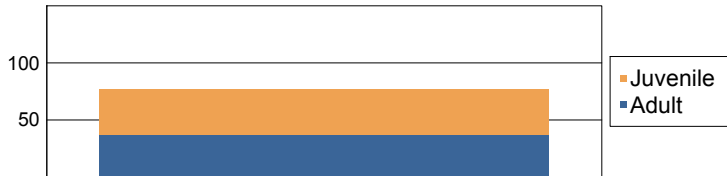
Commonwealth of Virginia
Caseload Statistics of the J&DR District Courts

Prince Edward

September 2016

	Filing Type	Hearings Per Case	Filings	Hearings	Concluded	Clearance Rate
Adult						
Protective Order - Non Family Abuse	AP	1.0	1	1	1	100%
Capias	CA	3.7	1	6	3	300%
Criminal Felony	CF	0.0	1	5	0	0%
Criminal Misdemeanor	CM	3.2	6	32	18	300%
Protective Order – Family Abuse	FP	1.7	2	6	3	150%
Remand Support	RS	1.0	1	1	1	100%
Show Cause	SC	3.4	12	47	13	108%
Restricted License - Support	SL	1.0	1	1	1	100%
Civil Support	VS	3.3	12	29	8	67%
Adult Total			37	128	48	129.7%
Juvenile						
Abuse or Neglect	AN	0.0	0	1	0	0%
Capias	CA	0.0	0	1	0	0%
Child in Need of Services	CS	3.0	2	4	1	50%
Custody Visitation	CV	2.7	22	60	29	132%
Delinquency Felony	DF	3.3	0	27	4	0%
Delinquency Misdemeanor	DM	2.6	1	27	7	700%
Foster Care Review	FC	1.0	6	6	6	100%
Show Cause	SC	1.6	6	12	5	83%
Traffic	T	2.2	3	7	5	167%
Truancy/Runaway (Child in Need of Supervision)	TR	3.0	0	4	3	0%
Juvenile Total			40	149	60	150.0%
Totals			77	277	108	140.3%

New Cases



	Total Filings with %
Custody Visitation (CV)	22 29%
Show Cause (SC)	18 23%
Civil Support (VS)	12 16%
Criminal Misdemeanor (CM)	6 8%
Foster Care Review (FC)	6 8%
Others	13 17%
Total	77 100%

Special Case Activities

Emergency Protective Order	PE	1.0	3
Emergency Custody Order	EC	1.0	4
Temporary Detention Order	TD	1.0	6

Commonwealth of Virginia
Caseload Statistics of the J&DR District Courts
August 2016

Prince Edward

	Filing Type	Hearings Per Case	Filings	Hearings	Concluded	Clearance Rate
Adult						
Capias	CA	4.0	1	4	1	100%
Criminal Felony	CF	4.5	12	19	4	33%
Criminal Misdemeanor	CM	3.3	13	39	9	69%
Protective Order – Family Abuse	FP	1.8	6	8	4	67%
Show Cause	SC	2.9	15	44	15	100%
Civil Support	VS	1.8	11	28	13	118%
Adult Total			58	142	46	79.3%
Juvenile						
Abuse or Neglect	AN	0.0	1	2	0	0%
Capias	CA	0.0	0	1	0	0%
Child in Need of Services	CS	1.0	1	2	1	100%
Custody Visitation	CV	1.6	43	73	28	65%
Delinquency Felony	DF	4.0	1	20	7	700%
Delinquency Misdemeanor	DM	3.5	1	15	2	200%
Paternity	PT	4.0	0	2	1	0%
Show Cause	SC	2.5	1	7	2	200%
Traffic	T	3.3	3	8	3	100%
Truancy/Runaway (Child in Need of Supervision)	TR	4.0	0	6	3	0%
	VA	1.0	1	1	1	100%
Juvenile Total			52	137	48	92.3%
Totals			110	279	94	85.5%



	Total Filings with %	
Custody Visitation (CV)	43	39%
Show Cause (SC)	16	15%
Criminal Misdemeanor (CM)	13	12%
Criminal Felony (CF)	12	11%
Civil Support (VS)	11	10%
Others	15	14%
Total	110	100%

Special Case Activities

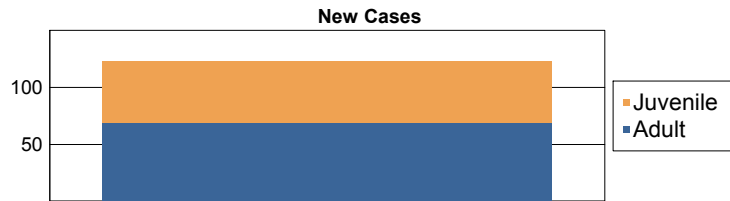
Emergency Protective Order	PE	1.0	8
Emergency Custody Order	EC	1.0	2
Temporary Detention Order	TD	1.0	2

**Commonwealth of Virginia
Caseload Statistics of the J&DR District Courts**

Prince Edward

July 2016

	Filing Type	Hearings Per Case	Filings	Hearings	Concluded	Clearance Rate
Adult						
Capias	CA	3.0	2	8	4	200%
Criminal Felony	CF	3.8	3	13	4	133%
Criminal Misdemeanor	CM	2.3	23	46	12	52%
Protective Order – Family Abuse	FP	1.8	5	12	8	160%
Show Cause	SC	2.5	17	46	15	88%
Civil Support	VS	2.1	19	33	16	84%
Adult Total			69	158	59	85.5%
Juvenile						
Abuse or Neglect	AN	5.0	0	2	2	0%
Capias	CA	0.0	0	1	0	0%
Child in Need of Services	CS	0.0	0	2	0	0%
Custody Visitation	CV	1.7	42	69	42	100%
Delinquency Felony	DF	5.3	0	11	7	0%
Delinquency Misdemeanor	DM	3.9	6	25	7	117%
Paternity	PT	1.0	1	1	1	100%
Show Cause	SC	6.0	2	8	2	100%
Status Offense	ST	3.0	0	1	1	0%
Traffic	T	2.0	3	5	1	33%
Truancy/Runaway (Child in Need of Supervision)	TR	3.0	0	6	3	0%
Juvenile Total			54	131	66	122.2%
Totals			123	289	125	101.6%



	Total Filings with %
Custody Visitation (CV)	42 34%
Criminal Misdemeanor (CM)	23 19%
Civil Support (VS)	19 15%
Show Cause (SC)	19 15%
Delinquency Misdemeanor (DM)	6 5%
Others	14 11%
Total	123 100%

Special Case Activities

Emergency Protective Order	PE	1.0	10
Temporary Detention Order	TD	1.0	2

Commonwealth of Virginia
Caseload Statistics of the J&DR District Courts

Prince Edward

June 2016

	Filing Type	Hearings Per Case	Filings	Hearings	Concluded	Clearance Rate
Adult						
Capias	CA	2.0	3	6	1	33%
Criminal Felony	CF	3.0	0	12	3	0%
Criminal Misdemeanor	CM	2.8	13	33	19	146%
Protective Order – Family Abuse	FP	2.0	6	9	4	67%
Show Cause	SC	3.5	17	37	13	76%
Civil Support	VS	1.3	10	26	7	70%
Adult Total			49	123	47	95.9%
Juvenile						
Abuse or Neglect	AN	6.0	0	10	8	0%
Capias	CA	0.0	0	1	0	0%
Child in Need of Services	CS	5.0	0	1	1	0%
Custody Visitation	CV	2.4	27	67	35	130%
Delinquency Felony	DF	6.4	3	27	9	300%
Delinquency Misdemeanor	DM	4.3	14	30	6	43%
Foster Care Review	FC	1.0	1	1	1	100%
Paternity	PT	1.0	1	2	1	100%
Show Cause	SC	7.0	2	8	1	50%
Status Offense	ST	1.0	1	2	1	100%
Traffic	T	1.5	4	4	4	100%
Truancy/Runaway (Child in Need of Supervision)	TR	3.0	4	10	1	25%
Juvenile Total			57	163	68	119.3%
Totals			106	286	115	108.5%

New Cases



	Total Filings with %
Custody Visitation (CV)	27 25%
Show Cause (SC)	19 18%
Delinquency Misdemeanor (DM)	14 13%
Criminal Misdemeanor (CM)	13 12%
Civil Support (VS)	10 9%
Others	23 22%
Total	106 100%

Special Case Activities

Emergency Protective Order	PE	1.0	7
Temporary Detention Order	TD	1.0	2

Commonwealth of Virginia
Caseload Statistics of the J&DR District Courts
 May 2016

Prince Edward

	Filing Type	Hearings Per Case	Filings	Hearings	Concluded	Clearance Rate
Adult						
Capias	CA	2.0	3	9	4	133%
Criminal Felony	CF	3.8	3	16	5	167%
Criminal Misdemeanor	CM	3.0	8	32	14	175%
Protective Order – Family Abuse	FP	2.3	1	5	3	300%
Show Cause	SC	2.7	15	48	23	153%
Restricted License - Support	SL	1.0	2	2	2	100%
Civil Support	VS	2.1	13	31	21	162%
Adult Total			45	143	72	160.0%
Juvenile						
Child in Need of Services	CS	2.5	1	2	2	200%
Custody Visitation	CV	2.1	16	52	25	156%
Delinquency Felony	DF	4.3	0	54	31	0%
Delinquency Misdemeanor	DM	4.2	5	24	6	120%
Foster Care Review	FC	1.0	1	1	1	100%
Initial Foster Care Review	IF	1.0	1	1	1	100%
Paternity	PT	3.0	0	1	1	0%
Show Cause	SC	0.0	1	3	0	0%
Status Offense	ST	0.0	1	1	0	0%
Traffic	T	1.0	2	1	1	50%
Truancy/Runaway (Child in Need of Supervision)	TR	4.0	6	8	1	17%
Juvenile Total			34	148	69	202.9%
Totals			79	291	141	178.5%



	Total Filings with %
Custody Visitation (CV)	16 20%
Show Cause (SC)	16 20%
Civil Support (VS)	13 16%
Criminal Misdemeanor (CM)	8 10%
Truancy/Runaway (Child in Need of S	6 8%
Others	20 25%
Total	79 100%

Special Case Activities

Emergency Protective Order	PE	1.0	6
Emergency Custody Order	EC	1.0	2
Temporary Detention Order	TD	1.0	2

**Commonwealth of Virginia
Caseload Statistics of the J&DR District Courts**

Prince Edward

April 2016

	Filing Type	Hearings Per Case	Filings	Hearings	Concluded	Clearance Rate
Adult						
Capias	CA	3.5	1	7	4	400%
Criminal Felony	CF	3.0	7	15	1	14%
Criminal Misdemeanor	CM	3.2	1	24	9	900%
Protective Order – Family Abuse	FP	0.0	2	3	0	0%
Show Cause	SC	3.3	9	57	31	344%
Restricted License - Support	SL	1.0	1	1	1	100%
Civil Support	VS	2.8	10	27	11	110%
Adult Total			31	134	57	183.9%
Juvenile						
Protective Order – Non Family Abuse	AP	4.0	0	1	1	0%
Capias	CA	2.0	0	2	1	0%
Child in Need of Services	CS	0.0	1	4	0	0%
Custody Visitation	CV	1.5	32	49	20	63%
Delinquency Felony	DF	4.4	0	11	9	0%
Delinquency Misdemeanor	DM	5.0	4	13	5	125%
Paternity	PT	2.0	0	2	2	0%
Show Cause	SC	1.5	2	6	2	100%
Traffic	T	0.0	1	1	0	0%
Termination of Parental Rights	TP	2.0	0	1	1	0%
Truancy/Runaway (Child in Need of Supervision)	TR	2.0	0	1	1	0%
Juvenile Total			40	91	42	105.0%
Totals			71	225	99	139.4%

New Cases



	Total Filings	with %
Custody Visitation (CV)	32	45%
Show Cause (SC)	11	15%
Civil Support (VS)	10	14%
Criminal Felony (CF)	7	10%
Delinquency Misdemeanor (DM)	4	6%
Others	7	10%
Total	71	100%

Special Case Activities

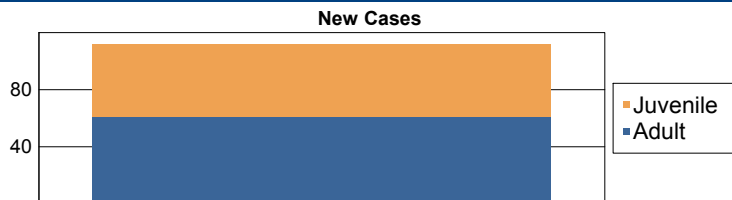
Emergency Protective Order	PE	1.0	7
Emergency Custody Order	EC	1.0	2
Non-Case	NC	1.0	2
Temporary Detention Order	TD	1.0	2

**Commonwealth of Virginia
Caseload Statistics of the J&DR District Courts**

Prince Edward

March 2016

	Filing Type	Hearings Per Case	Filings	Hearings	Concluded	Clearance Rate
Adult						
Capias	CA	3.0	1	5	3	300%
Criminal Felony	CF	4.1	3	17	7	233%
Criminal Misdemeanor	CM	3.0	18	46	10	56%
Protective Order – Family Abuse	FP	0.0	2	2	0	0%
Show Cause	SC	3.3	23	59	14	61%
Civil Support	VS	1.6	14	25	8	57%
Adult Total			61	154	42	68.9%
Juvenile						
Protective Order – Non Family Abuse	AP	0.0	0	1	0	0%
Capias	CA	0.0	2	2	0	0%
Custody Visitation	CV	2.7	26	74	39	150%
Delinquency Felony	DF	0.0	13	79	0	0%
Delinquency Misdemeanor	DM	6.0	5	31	7	140%
Motion - Modify Protective Order	MP	2.0	0	3	3	0%
Paternity	PT	0.0	1	2	0	0%
Show Cause	SC	4.7	3	8	3	100%
Traffic	T	2.0	0	2	2	0%
Truancy/Runaway (Child in Need of Supervision)	TR	0.0	1	2	0	0%
Juvenile Total			51	204	54	105.9%
Totals			112	358	96	85.7%



	Total Filings with %
Custody Visitation (CV)	26 23%
Show Cause (SC)	26 23%
Criminal Misdemeanor (CM)	18 16%
Civil Support (VS)	14 13%
Delinquency Felony (DF)	13 12%
Others	15 13%
Total	112 100%

Special Case Activities

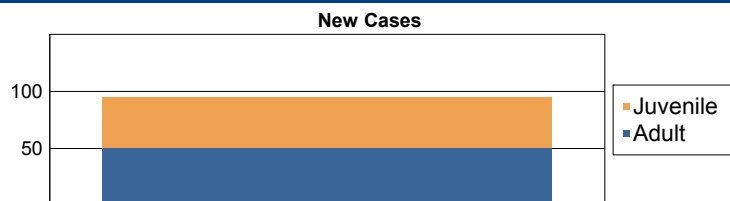
Emergency Protective Order	PE	1.0	8
Emergency Custody Order	EC	1.0	4
Temporary Detention Order	TD	1.0	2

**Commonwealth of Virginia
Caseload Statistics of the J&DR District Courts**

Prince Edward

February 2016

	Filing Type	Hearings Per Case	Filings	Hearings	Concluded	Clearance Rate
Adult						
Capias	CA	0.0	4	7	0	0%
Criminal Felony	CF	4.3	3	13	3	100%
Criminal Misdemeanor	CM	3.7	14	51	20	143%
Protective Order – Family Abuse	FP	3.0	3	7	5	167%
Show Cause	SC	3.4	18	48	17	94%
Civil Support	VS	2.2	9	28	9	100%
Adult Total			51	154	54	105.9%
Juvenile						
Abuse or Neglect	AN	1.0	1	1	1	100%
Protective Order – Non Family Abuse	AP	0.0	0	1	0	0%
Capias	CA	2.0	0	1	1	0%
Child in Need of Services	CS	0.0	1	3	0	0%
Custody Visitation	CV	2.1	26	53	28	108%
Delinquency Felony	DF	0.0	7	38	0	0%
Delinquency Misdemeanor	DM	3.8	5	43	13	260%
Paternity	PT	0.0	2	2	0	0%
Show Cause	SC	4.7	0	11	3	0%
Traffic	T	2.0	1	2	1	100%
Truancy/Runaway (Child in Need of Supervision)	TR	1.5	1	4	2	200%
Juvenile Total			44	159	49	111.4%
Totals			95	313	103	108.4%



	Total Filings with %
Custody Visitation (CV)	26 27%
Show Cause (SC)	18 19%
Criminal Misdemeanor (CM)	14 15%
Civil Support (VS)	9 9%
Delinquency Felony (DF)	7 7%
Others	21 22%
Total	95 100%

Special Case Activities

Emergency Protective Order	PE	1.0	10
Emergency Custody Order	EC	1.0	2
Temporary Detention Order	TD	1.0	2

**Commonwealth of Virginia
Caseload Statistics of the J&DR District Courts**

Prince Edward

January 2016

	Filing Type	Hearings Per Case	Filings	Hearings	Concluded	Clearance Rate
Adult						
Cabias	CA	4.0	1	7	3	300%
Criminal Felonv	CF	1.5	15	31	15	100%
Criminal Misdemeanor	CM	2.8	7	44	18	257%
Criminal Support	CS	1.0	1	1	1	100%
Protective Order – Familv Abuse	FP	1.0	2	3	1	50%
Motion - Modifv Protective Order	MP	1.0	1	1	1	100%
Show Cause	SC	5.3	10	50	19	190%
Restricted License - Support	SL	1.0	1	1	1	100%
Civil Support	VS	2.3	13	32	17	131%
Adult Total			51	170	76	149.0%
Juvenile						
Abuse or Neglect	AN	0.0	0	2	0	0%
Child in Need of Services	CS	0.0	1	2	0	0%
Custodv Visitation	CV	2.1	37	65	15	41%
Delinquencv Felonv	DF	3.5	21	67	2	10%
Delinquencv Misdemeanor	DM	3.8	14	50	8	57%
Paternitv	PT	0.0	1	1	0	0%
Show Cause	SC	0.0	2	10	0	0%
Traffic	T	1.5	3	4	2	67%
Truancv/Runaway (Child in Need of Supervision)	TR	3.0	3	4	1	33%
Juvenile Total			82	205	28	34.1%
Totals			133	375	104	78.2%



	Total Filings with %
Custody Visitation (CV)	37 28%
Delinquency Felony (DF)	21 16%
Criminal Felony (CF)	15 11%
Delinquency Misdemeanor (DM)	14 11%
Civil Support (VS)	13 10%
Others	33 25%
Total	133 100%

Special Case Activities

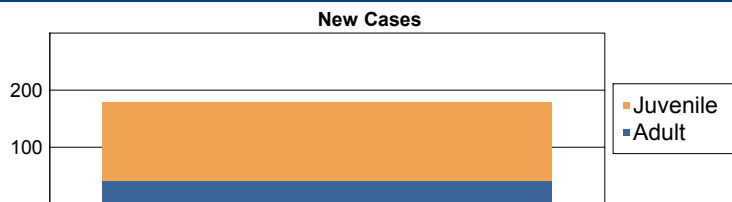
Emergency Protective Order	PE	1.0	7
Emergency Custodv Order	EC	1.0	2

Commonwealth of Virginia
Caseload Statistics of the J&DR District Courts

Prince George

December 2016

	Filing Type	Hearings Per Case	Filings	Hearings	Concluded	Clearance Rate
Adult						
Capias	CA	4.0	4	10	6	150%
Criminal Felony	CF	3.0	5	13	2	40%
Criminal Misdemeanor	CM	3.7	7	40	15	214%
Protective Order – Family Abuse	FP	2.5	5	11	4	80%
Show Cause	SC	3.4	0	18	7	0%
Civil Support	VS	2.1	20	39	15	75%
Adult Total			41	131	49	119.5%
Juvenile						
Abuse or Neglect	AN	2.7	1	4	3	300%
Child in Need of Services	CS	4.0	0	2	2	0%
Custody Visitation	CV	1.6	84	136	73	87%
Delinquency Felony	DF	4.7	13	31	3	23%
Delinquency Misdemeanor	DM	3.8	28	47	13	46%
Foster Care Review	FC	1.0	1	1	1	100%
Permanency Planning	PH	1.0	1	1	1	100%
Paternity	PT	0.0	1	1	0	0%
Child at Risk of Abuse or Neglect	RI	0.0	0	1	0	0%
Show Cause	SC	2.0	2	3	1	50%
Status Offense	ST	3.5	1	5	2	200%
Traffic	T	2.4	5	12	5	100%
Juvenile Total			137	244	104	75.9%
Totals			178	375	153	86.0%



	Total Filings with %	
Custody Visitation (CV)	84	47%
Delinquency Misdemeanor (DM)	28	16%
Civil Support (VS)	20	11%
Delinquency Felony (DF)	13	7%
Criminal Misdemeanor (CM)	7	4%
Others	26	15%
Total	178	100%

Special Case Activities

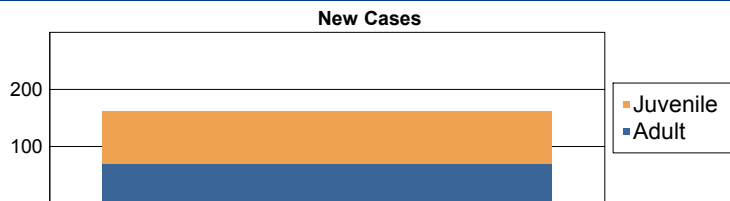
Emergency Protective Order	PE	1.3	7
----------------------------	----	-----	---

**Commonwealth of Virginia
Caseload Statistics of the J&DR District Courts**

Prince George

November 2016

	Filing Type	Hearings Per Case	Filings	Hearings	Concluded	Clearance Rate
Adult						
Capias	CA	1.9	6	17	10	167%
Criminal Felony	CF	3.2	4	13	6	150%
Criminal Misdemeanor	CM	3.5	15	48	19	127%
Protective Order – Family Abuse	FP	2.7	4	13	3	75%
Remand Support	RS	0.0	0	1	0	0%
Show Cause	SC	2.8	17	40	16	94%
Civil Support	VS	2.4	23	50	27	117%
Adult Total			69	182	81	117.4%
Juvenile						
Abuse or Neglect	AN	4.3	1	8	4	400%
Custody Visitation	CV	1.8	72	139	47	65%
Delinquency Felony	DF	2.5	2	8	2	100%
Delinquency Misdemeanor	DM	2.4	7	28	15	214%
Foster Care Review	FC	1.0	3	3	3	100%
Initial Foster Care Review	IF	1.0	2	2	2	100%
Child at Risk of Abuse or Neglect	RI	5.0	0	6	4	0%
Show Cause	SC	3.0	1	3	2	200%
Status Offense	ST	0.0	0	2	0	0%
Traffic	T	2.3	5	9	3	60%
Juvenile Total			93	208	82	88.2%
Totals			162	390	163	100.6%



	Total Filings with %
Custody Visitation (CV)	72 44%
Civil Support (VS)	23 14%
Show Cause (SC)	18 11%
Criminal Misdemeanor (CM)	15 9%
Delinquency Misdemeanor (DM)	7 4%
Others	27 17%
Total	162 100%

Special Case Activities

Emergency Protective Order	PE	1.0	7
----------------------------	----	-----	---

**Commonwealth of Virginia
Caseload Statistics of the J&DR District Courts**

Prince George

October 2016

	Filing Type	Hearings Per Case	Filings	Hearings	Concluded	Clearance Rate
Adult						
Capias	CA	2.6	8	20	7	88%
Criminal Felony	CF	2.2	9	23	14	156%
Criminal Misdemeanor	CM	2.8	21	48	11	52%
Protective Order – Family Abuse	FP	1.7	5	9	3	60%
Other	OT	1.0	1	1	1	100%
Remand Support	RS	0.0	0	1	0	0%
Show Cause	SC	2.6	29	71	24	83%
Civil Support	VS	2.4	28	71	40	143%
Adult Total			101	244	100	99.0%
Juvenile						
Abuse or Neglect	AN	0.0	0	7	0	0%
Custody Visitation	CV	2.1	81	159	67	83%
Delinquency Felony	DF	5.0	5	12	1	20%
Delinquency Misdemeanor	DM	3.8	10	39	17	170%
Permanency Planning	PH	1.0	3	3	3	100%
Paternity	PT	1.0	1	1	1	100%
Child at Risk of Abuse or Neglect	RI	2.0	1	6	1	100%
Show Cause	SC	0.0	1	1	0	0%
Status Offense	ST	0.0	1	3	0	0%
Traffic	T	2.3	5	7	3	60%
Termination of Parental Rights	TP	0.0	2	2	0	0%
Juvenile Total			110	240	93	84.5%
Totals			211	484	193	91.5%

New Cases



	Total Filings with %	
Custody Visitation (CV)	81	38%
Show Cause (SC)	30	14%
Civil Support (VS)	28	13%
Criminal Misdemeanor (CM)	21	10%
Delinquency Misdemeanor (DM)	10	5%
Others	41	19%
Total	211	100%

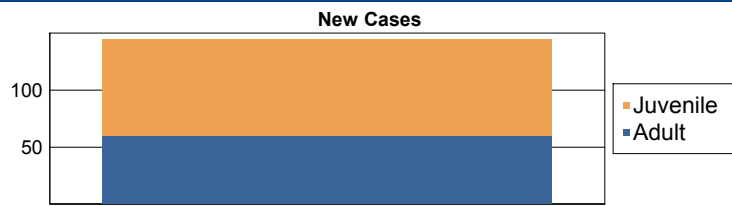
Special Case Activities

Emergency Protective Order	PE	1.0	9
Non-Case	NC	4.0	0

Commonwealth of Virginia
Caseload Statistics of the J&DR District Courts
 September 2016

Prince George

	Filing Type	Hearings Per Case	Filings	Hearings	Concluded	Clearance Rate
Adult						
Cabias	CA	1.5	4	9	4	100%
Criminal Felony	CF	2.7	3	12	6	200%
Criminal Misdemeanor	CM	1.8	15	35	8	53%
Protective Order – Family Abuse	FP	3.0	4	12	6	150%
Protective Order – Stalking/Acts of Violence	PC	1.0	1	1	1	100%
Show Cause	SC	3.3	10	55	27	270%
Civil Support	VS	2.2	23	58	22	96%
Adult Total			60	182	74	123.3%
Juvenile						
Abuse or Neglect	AN	5.0	3	9	1	33%
Child in Need of Services	CS	0.0	0	4	0	0%
Custody Visitation	CV	2.1	63	147	71	113%
Delinquency Felony	DF	0.0	1	7	0	0%
Delinquency Misdemeanor	DM	2.9	13	29	8	62%
Foster Care Review	FC	1.0	3	3	3	100%
Paternity	PT	4.0	0	2	2	0%
Child at Risk of Abuse or Neglect	RI	0.0	0	5	0	0%
Show Cause	SC	2.0	0	2	1	0%
Status Offense	ST	2.5	0	3	2	0%
Traffic	T	3.0	2	7	4	200%
Juvenile Total			85	218	92	108.2%
Totals			145	400	166	114.5%



	Total Filings with %
Custody Visitation (CV)	63 43%
Civil Support (VS)	23 16%
Criminal Misdemeanor (CM)	15 10%
Delinquency Misdemeanor (DM)	13 9%
Show Cause (SC)	10 7%
Others	21 14%
Total	145 100%

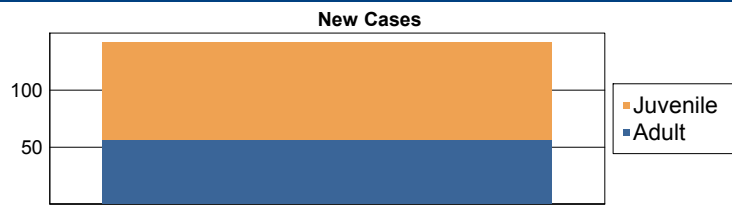
Special Case Activities

Emergency Protective Order	PE	1.0	9
Non-Case	NC	0.0	0

Commonwealth of Virginia
Caseload Statistics of the J&DR District Courts
August 2016

Prince George

	Filing Type	Hearings Per Case	Filings	Hearings	Concluded	Clearance Rate
Adult						
Capias	CA	2.4	3	10	5	167%
Criminal Felony	CF	0.0	4	8	0	0%
Criminal Misdemeanor	CM	3.2	7	23	6	86%
Protective Order – Family Abuse	FP	2.5	2	9	2	100%
Remand Support	RS	2.0	0	1	1	0%
Show Cause	SC	3.1	17	51	20	118%
Civil Support	VS	1.6	23	59	21	91%
Adult Total			56	161	55	98.2%
Juvenile						
Abuse or Neglect	AN	0.0	4	5	0	0%
Child in Need of Services	CS	0.0	2	2	0	0%
Custody Visitation	CV	1.8	61	135	70	115%
Delinquency Felony	DF	4.4	4	24	9	225%
Delinquency Misdemeanor	DM	3.5	3	47	13	433%
Foster Care Review	FC	1.0	1	1	1	100%
Paternity	PT	0.0	0	2	0	0%
Child at Risk of Abuse or Neglect	RI	5.0	4	10	6	150%
Show Cause	SC	0.0	1	1	0	0%
Status Offense	ST	2.0	4	7	1	25%
Traffic	T	1.8	2	6	4	200%
Juvenile Total			86	240	104	120.9%
Totals			142	401	159	112.0%



	Total Filings with %
Custody Visitation (CV)	61 43%
Civil Support (VS)	23 16%
Show Cause (SC)	18 13%
Criminal Misdemeanor (CM)	7 5%
Abuse or Neglect (AN)	4 3%
Others	29 20%
Total	142 100%

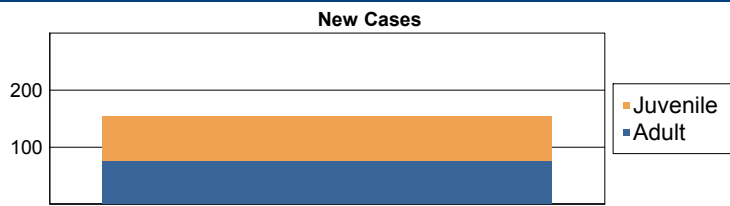
Special Case Activities

Emergency Protective Order	PE	1.0	7
----------------------------	----	-----	---

Commonwealth of Virginia
Caseload Statistics of the J&DR District Courts
July 2016

Prince George

	Filing Type	Hearings Per Case	Filings	Hearings	Concluded	Clearance Rate
Adult						
Capias	CA	4.0	3	10	4	133%
Criminal Felonv	CF	3.7	4	10	3	75%
Criminal Misdemeanor	CM	2.9	20	49	10	50%
Protective Order – Family Abuse	FP	2.5	5	11	4	80%
Motion - Modifv Protective Order	MP	1.0	1	1	1	100%
Remand Support	RS	0.0	1	1	0	0%
Show Cause	SC	3.4	9	43	14	156%
Civil Support	VS	1.6	32	53	23	72%
Adult Total			75	178	59	78.7%
Juvenile						
Abuse or Neglect	AN	2.8	0	6	4	0%
Custody Visitation	CV	2.1	55	144	53	96%
Delinquencv Felonv	DF	2.8	1	15	4	400%
Delinquencv Misdemeanor	DM	3.0	9	35	3	33%
Foster Care Review	FC	1.5	2	3	2	100%
Initial Foster Care Review	IF	1.0	3	3	2	67%
Child at Risk of Abuse or Neglect	RI	0.0	0	4	0	0%
Show Cause	SC	0.0	0	1	0	0%
Status Offense	ST	0.0	1	2	0	0%
Traffic	T	1.4	8	15	8	100%
Juvenile Total			79	228	76	96.2%
Totals			154	406	135	87.7%



	Total Filings with %
Custody Visitation (CV)	55 36%
Civil Support (VS)	32 21%
Criminal Misdemeanor (CM)	20 13%
Delinquency Misdemeanor (DM)	9 6%
Show Cause (SC)	9 6%
Others	29 19%
Total	154 100%

Special Case Activities

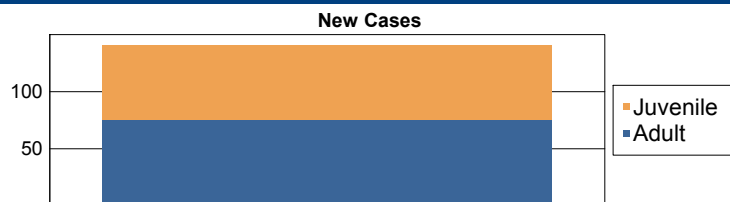
Emergency Protective Order	PE	1.0	13
----------------------------	----	-----	----

**Commonwealth of Virginia
Caseload Statistics of the J&DR District Courts**

Prince George

June 2016

	Filing Type	Hearings Per Case	Filings	Hearings	Concluded	Clearance Rate
Adult						
Capias	CA	4.3	3	12	6	200%
Criminal Felony	CF	3.3	6	11	3	50%
Criminal Misdemeanor	CM	2.9	12	38	12	100%
Protective Order – Family Abuse	FP	2.0	9	14	7	78%
Remand Support	RS	0.0	1	1	0	0%
Show Cause	SC	3.3	20	67	27	135%
Civil Support	VS	2.5	24	54	28	117%
Adult Total			75	197	83	110.7%
Juvenile						
Abuse or Neglect	AN	0.0	1	2	0	0%
Custody Visitation	CV	3.1	28	120	58	207%
Delinquency Felony	DF	6.5	9	19	4	44%
Delinquency Misdemeanor	DM	3.1	17	61	15	88%
Foster Care Review	FC	1.0	1	1	1	100%
Child at Risk of Abuse or Neglect	RI	0.0	0	2	0	0%
Show Cause	SC	1.0	2	2	1	50%
Status Offense	ST	5.0	1	3	1	100%
Traffic	T	2.3	7	13	3	43%
Juvenile Total			66	223	83	125.8%
Totals			141	420	166	117.7%



	Total Filings with %
Custody Visitation (CV)	28 20%
Civil Support (VS)	24 17%
Show Cause (SC)	22 16%
Delinquency Misdemeanor (DM)	17 12%
Criminal Misdemeanor (CM)	12 9%
Others	38 27%
Total	141 100%

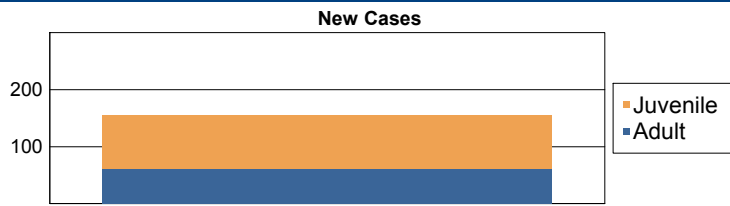
Special Case Activities

Emergency Protective Order	PE	1.0	7
----------------------------	----	-----	---

Commonwealth of Virginia
Caseload Statistics of the J&DR District Courts
 May 2016

Prince George

	Filing Type	Hearings Per Case	Filings	Hearings	Concluded	Clearance Rate
Adult						
Capias	CA	2.5	4	7	2	50%
Criminal Felony	CF	2.7	7	24	7	100%
Criminal Misdemeanor	CM	3.1	6	27	8	133%
Protective Order – Family Abuse	FP	3.0	3	10	2	67%
Show Cause	SC	3.8	10	42	15	150%
Civil Support	VS	2.0	30	49	23	77%
Adult Total			60	159	57	95.0%
Juvenile						
Abuse or Neglect	AN	5.0	3	10	2	67%
Protective Order – Non Family Abuse	AP	2.0	1	2	1	100%
Custody Visitation	CV	1.7	74	127	34	46%
Delinquency Felony	DF	4.0	1	7	1	100%
Delinquency Misdemeanor	DM	3.0	10	32	9	90%
Foster Care Review	FC	1.0	3	3	3	100%
Initial Foster Care Review	IF	1.0	1	1	1	100%
Paternity	PT	0.0	0	2	0	0%
Status Offense	ST	5.0	0	2	1	0%
Traffic	T	1.7	2	4	3	150%
Juvenile Total			95	190	55	57.9%
Totals			155	349	112	72.3%



	Total Filings with %	
Custody Visitation (CV)	74	48%
Civil Support (VS)	30	19%
Delinquency Misdemeanor (DM)	10	6%
Show Cause (SC)	10	6%
Criminal Felony (CF)	7	5%
Others	24	15%
Total	155	100%

Special Case Activities

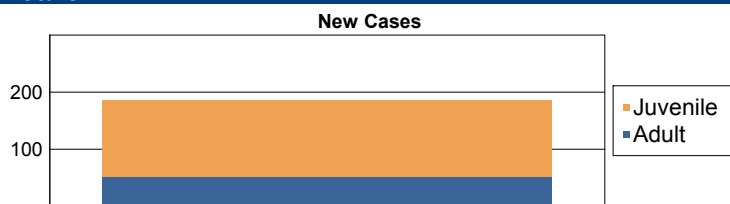
Emergency Protective Order	PE	1.0	9
Non-Case	NC	0.0	1
Emergency Protective Order	PE	1.0	2

Commonwealth of Virginia
Caseload Statistics of the J&DR District Courts

Prince George

April 2016

	Filing Type	Hearings Per Case	Filings	Hearings	Concluded	Clearance Rate
Adult						
Capias	CA	3.2	2	9	6	300%
Criminal Felony	CF	3.4	2	12	5	250%
Criminal Misdemeanor	CM	3.7	13	42	20	154%
Protective Order – Family Abuse	FP	1.0	4	8	2	50%
Show Cause	SC	4.1	6	54	19	317%
Civil Support	VS	2.0	25	56	22	88%
Adult Total			52	181	74	142.3%
Juvenile						
Abuse or Neglect	AN	3.7	3	8	3	100%
Capias	CA	4.0	0	1	1	0%
Custody Visitation	CV	1.8	88	161	71	81%
Delinquency Felony	DF	0.0	6	10	0	0%
Delinquency Misdemeanor	DM	3.6	25	43	9	36%
Foster Care Review	FC	1.0	1	1	1	100%
Permanency Planning	PH	1.0	1	1	1	100%
Paternity	PT	2.0	0	1	1	0%
Child at Risk of Abuse or Neglect	RI	0.0	0	4	0	0%
Show Cause	SC	2.8	0	6	6	0%
Status Offense	ST	3.5	1	4	2	200%
Traffic	T	1.0	9	9	3	33%
Juvenile Total			134	249	98	73.1%
Totals			186	430	172	92.5%



	Total Filings with %	
Custody Visitation (CV)	88	47%
Civil Support (VS)	25	13%
Delinquency Misdemeanor (DM)	25	13%
Criminal Misdemeanor (CM)	13	7%
Traffic (T)	9	5%
Others	26	14%
Total	186	100%

Special Case Activities

Emergency Protective Order	PE	1.0	4
Emergency Protective Order	PE	1.0	2

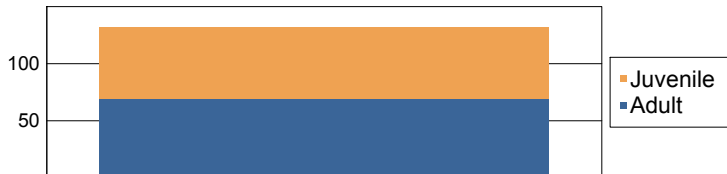
**Commonwealth of Virginia
Caseload Statistics of the J&DR District Courts**

Prince George

March 2016

	Filing Type	Hearings Per Case	Filings	Hearings	Concluded	Clearance Rate
Adult						
Capias	CA	2.2	3	9	5	167%
Criminal Felony	CF	4.0	0	4	1	0%
Criminal Misdemeanor	CM	3.0	11	42	21	191%
Protective Order – Family Abuse	FP	4.0	1	8	4	400%
Show Cause	SC	3.0	28	73	23	82%
Civil Support	VS	2.0	26	56	24	92%
Adult Total			69	192	78	113.0%
Juvenile						
Abuse or Neglect	AN	4.8	1	9	6	600%
Capias	CA	0.0	0	1	0	0%
Custody Visitation	CV	2.3	51	116	43	84%
Delinquency Felony	DF	5.5	1	8	4	400%
Delinquency Misdemeanor	DM	4.0	4	13	1	25%
Foster Care Review	FC	1.5	2	3	2	100%
Initial Foster Care Review	IF	1.0	1	1	1	100%
Child at Risk of Abuse or Neglect	RI	0.0	0	8	0	0%
Show Cause	SC	0.0	2	5	0	0%
Status Offense	ST	0.0	1	2	0	0%
Juvenile Total			63	166	57	90.5%
Totals			132	358	135	102.3%

New Cases



	Total Filings with %
Custody Visitation (CV)	51 39%
Show Cause (SC)	30 23%
Civil Support (VS)	26 20%
Criminal Misdemeanor (CM)	11 8%
Delinquency Misdemeanor (DM)	4 3%
Others	10 8%
Total	132 100%

Special Case Activities

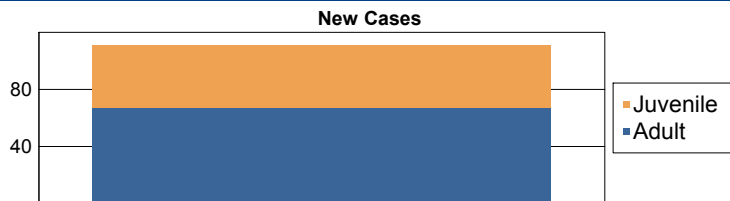
Emergency Protective Order	PE	1.0	4
----------------------------	----	-----	---

Commonwealth of Virginia
Caseload Statistics of the J&DR District Courts

Prince George

February 2016

	Filing Type	Hearings Per Case	Filings	Hearings	Concluded	Clearance Rate
Adult						
Capias	CA	3.7	6	18	7	117%
Criminal Felony	CF	0.0	9	16	0	0%
Criminal Misdemeanor	CM	3.1	17	54	8	47%
Protective Order – Family Abuse	FP	1.7	5	10	3	60%
Other	OT	1.5	2	3	2	100%
Show Cause	SC	2.8	14	66	21	150%
Civil Support	VS	2.9	14	55	21	150%
Adult Total			67	222	62	92.5%
Juvenile						
Abuse or Neglect	AN	4.0	0	4	1	0%
Custody Visitation	CV	2.5	27	106	49	181%
Delinquency Felony	DF	7.0	1	17	3	300%
Delinquency Misdemeanor	DM	3.4	1	11	5	500%
Foster Care Review	FC	1.0	1	1	1	100%
Initial Foster Care Review	IF	1.0	1	1	1	100%
Paternity	PT	0.0	2	2	0	0%
Child at Risk of Abuse or Neglect	RI	0.0	6	8	0	0%
Show Cause	SC	0.0	3	5	0	0%
Traffic	T	2.0	2	3	1	50%
Juvenile Total			44	158	61	138.6%
Totals			111	380	123	110.8%



	Total Filings with %
Custody Visitation (CV)	27 24%
Criminal Misdemeanor (CM)	17 15%
Show Cause (SC)	17 15%
Civil Support (VS)	14 13%
Criminal Felony (CF)	9 8%
Others	27 24%
Total	111 100%

Special Case Activities

Emergency Protective Order	PE	1.1	12
----------------------------	----	-----	----

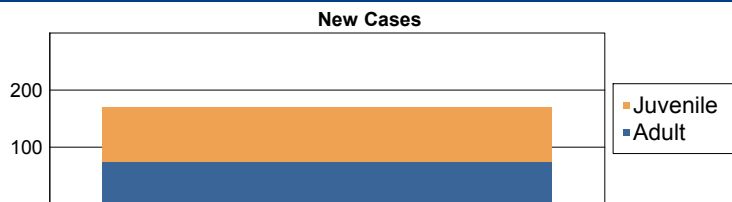
**Commonwealth of Virginia
Caseload Statistics of the J&DR District Courts**

Prince George

January 2016

	Filing Type	Hearings Per Case	Filings	Hearings	Concluded	Clearance Rate
Adult						
Capias	CA	3.0	1	8	4	400%
Criminal Felony	CF	4.0	3	6	2	67%
Criminal Misdemeanor	CM	3.3	7	34	6	86%
Protective Order – Family Abuse	FP	2.7	2	11	6	300%
Motion - Modifv Protective Order	MP	1.0	1	1	1	100%
Remand Support	RS	1.0	3	3	3	100%
Show Cause	SC	3.2	24	62	13	54%
Civil Support	VS	2.3	33	67	26	79%
Adult Total			74	192	61	82.4%
Juvenile						
Abuse or Neglect	AN	3.5	0	7	2	0%
Capias	CA	0.0	0	1	0	0%
Child in Need of Services	CS	3.0	0	1	1	0%
Custody Visitation	CV	1.8	76	130	63	83%
Delinquency Felony	DF	5.1	0	14	12	0%
Delinquency Misdemeanor	DM	3.8	10	24	9	90%
Foster Care Review	FC	1.0	2	2	2	100%
Initial Foster Care Review	IF	1.0	2	2	2	100%
Permanency Planning	PH	2.0	0	1	1	0%
Remand Custody	RC	1.0	2	2	2	100%
Remand Visitation	RV	1.0	1	1	1	100%
Show Cause	SC	0.0	1	1	0	0%
Status Offense	ST	0.0	0	2	0	0%
Traffic	T	1.5	2	2	4	200%
Juvenile Total			96	190	99	103.1%

Totals			170	382	160	94.1%
---------------	--	--	------------	------------	------------	--------------



	Total Filings with %
Custody Visitation (CV)	76 45%
Civil Support (VS)	33 19%
Show Cause (SC)	25 15%
Delinquency Misdemeanor (DM)	10 6%
Criminal Misdemeanor (CM)	7 4%
Others	19 11%
Total	170 100%

Special Case Activities

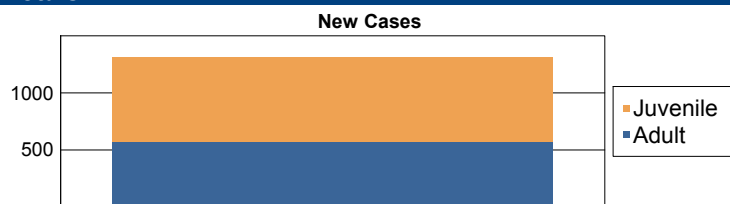
Emergency Protective Order	PE	1.0	7
Temporary Detention Order	TD	1.0	6

Commonwealth of Virginia
Caseload Statistics of the J&DR District Courts

Prince William

December 2016

	Filing Type	Hearings Per Case	Filings	Hearings	Concluded	Clearance Rate
Adult						
Protective Order - Non Family Abuse	AP	4.0	0	1	1	0%
Bond Forfeiture Show Cause	BF	0.0	1	1	0	0%
Capias	CA	3.1	45	194	86	191%
Criminal Felony	CF	3.9	96	328	73	76%
Criminal Misdemeanor	CM	3.4	163	600	207	127%
Protective Order – Family Abuse	FP	2.6	30	78	35	117%
Motion - Modify Protective Order	MP	1.3	6	7	4	67%
Other	OT	1.0	1	1	1	100%
Remand Support	RS	1.0	4	4	4	100%
Show Cause	SC	2.6	94	282	154	164%
Restricted License - Support	SL	2.0	1	2	1	100%
Civil Support	VS	2.5	127	304	148	117%
Adult Total			568	1,802	714	125.7%
Juvenile						
Abuse or Neglect	AN	3.6	13	48	5	38%
Protective Order – Non Family Abuse	AP	2.5	1	3	2	200%
Capias	CA	0.0	0	2	0	0%
Relief of Custody	CR	0.0	0	2	0	0%
Child in Need of Services	CS	9.3	3	13	4	133%
Custody Visitation	CV	2.4	359	904	400	111%
Delinquency Felony	DF	6.2	49	298	44	90%
Delinquency Misdemeanor	DM	3.3	171	604	160	94%
Foster Care Review	FC	1.1	6	11	7	117%
Initial Foster Care Review	IF	1.3	3	8	3	100%
Motion - Modify Protective Order	MP	1.0	5	5	2	40%
Permanency Planning	PH	1.9	6	18	11	183%
Paternity	PT	2.2	3	11	9	300%
Remand Custody	RC	1.0	5	5	5	100%
Child at Risk of Abuse or Neglect	RI	3.5	5	21	2	40%
Remand Visitation	RV	1.0	3	3	3	100%
Show Cause	SC	0.0	1	1	0	0%
Status Offense	ST	1.5	28	73	22	79%
Traffic	T	1.6	72	100	68	94%
Termination of Parental Rights	TP	5.3	0	7	3	0%
Truancy/Runaway (Child in Need of Supervision)	TR	5.6	7	56	8	114%
	VA	0.0	0	3	0	0%
Juvenile Total			740	2,196	758	102.4%
Totals			1,308	3,998	1,472	112.5%



	Total Filings with %
Custody Visitation (CV)	359 27%
Delinquency Misdemeanor (DM)	171 13%
Criminal Misdemeanor (CM)	163 12%
Civil Support (VS)	127 10%
Criminal Felony (CF)	96 7%
Others	392 30%
Total	1,308 100%

Special Case Activities

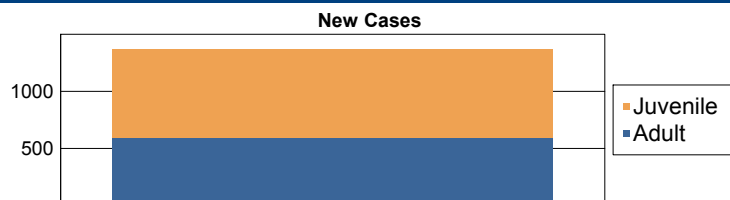
Non-Case	NC	1.0	8
Emergency Protective Order	PE	1.0	104
Non-Case	NC	1.4	15

Commonwealth of Virginia
Caseload Statistics of the J&DR District Courts

Prince William

November 2016

	Filing Type	Hearings Per Case	Filings	Hearings	Concluded	Clearance Rate
Adult						
Protective Order - Non Family Abuse	AP	4.0	0	1	1	0%
Bond Forfeiture Show Cause	BF	2.0	1	2	1	100%
Capias	CA	3.0	44	181	82	186%
Criminal Felony	CF	3.6	60	252	56	93%
Criminal Misdemeanor	CM	3.4	155	606	191	123%
Criminal Support	CS	1.0	1	1	1	100%
Protective Order – Family Abuse	FP	2.0	37	85	41	111%
Motion - Modify Protective Order	MP	1.2	4	5	5	125%
Other	OT	1.0	3	3	3	100%
Protective Order - Violation of Protective Order Conviction	PV	1.0	3	3	3	100%
Remand Support	RS	1.0	4	4	4	100%
Show Cause	SC	2.8	122	315	126	103%
Restricted License - Support	SL	2.3	2	7	4	200%
Civil Support	VS	2.3	153	321	170	111%
Adult Total			589	1,786	688	116.8%
Juvenile						
Abuse or Neglect	AN	3.2	20	63	14	70%
Protective Order – Non Family Abuse	AP	2.5	1	4	2	200%
Capias	CA	0.0	0	3	0	0%
Relief of Custody	CR	2.0	2	4	2	100%
Child in Need of Services	CS	7.5	1	18	4	400%
Custody Visitation	CV	2.4	416	993	483	116%
Delinquency Felony	DF	5.1	31	332	64	206%
Delinquency Misdemeanor	DM	2.9	142	534	151	106%
Foster Care Review	FC	1.4	4	7	7	175%
Initial Foster Care Review	IF	1.0	7	7	4	57%
Motion - Modify Protective Order	MP	1.0	11	11	11	100%
Permanency Planning	PH	1.3	11	16	6	55%
Paternity	PT	1.8	10	14	4	40%
Remand Custody	RC	1.0	4	4	4	100%
Child at Risk of Abuse or Neglect	RI	2.7	5	15	6	120%
Remand Visitation	RV	1.0	4	4	4	100%
Show Cause	SC	5.0	0	1	1	0%
Status Offense	ST	2.1	13	45	21	162%
Traffic	T	1.6	81	106	82	101%
Termination of Parental Rights	TP	0.0	1	6	0	0%
Truancy/Runaway (Child in Need of Supervision)	TR	5.3	15	57	10	67%
	VA	1.0	2	2	1	50%
Juvenile Total			781	2,246	881	112.8%
Totals			1,370	4,032	1,569	114.5%



	Total Filings with %
Custody Visitation (CV)	416 30%
Criminal Misdemeanor (CM)	155 11%
Civil Support (VS)	153 11%
Delinquency Misdemeanor (DM)	142 10%
Show Cause (SC)	122 9%
Others	382 28%
Total	1,370 100%

Special Case Activities

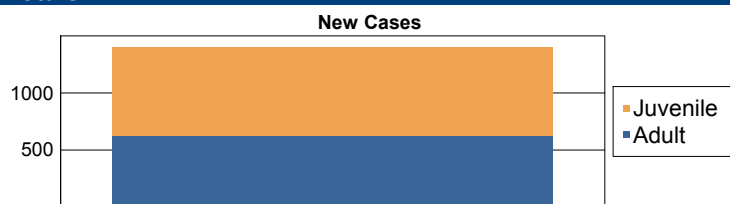
Non-Case	NC	1.2	6
Emergency Protective Order	PE	1.0	121
Non-Case	NC	1.0	20

Commonwealth of Virginia
Caseload Statistics of the J&DR District Courts

Prince William

October 2016

	Filing Type	Hearings Per Case	Filings	Hearings	Concluded	Clearance Rate
Adult						
Bond Forfeiture Show Cause	BF	2.0	0	1	1	0%
Capias	CA	3.6	47	214	80	170%
Criminal Felony	CF	3.8	64	284	84	131%
Criminal Misdemeanor	CM	3.5	161	620	185	115%
Protective Order – Family Abuse	FP	2.4	36	91	38	106%
Motion - Modify Protective Order	MP	1.3	7	8	6	86%
Protective Order - Violation of Protective Order Conviction	PV	1.0	4	4	4	100%
Remand Support	RS	1.0	2	2	2	100%
Show Cause	SC	2.6	139	332	132	95%
Restricted License - Support	SL	1.4	6	8	5	83%
Civil Support	VS	2.1	159	350	187	118%
Adult Total			625	1,914	724	115.8%
Juvenile						
Abuse or Neglect	AN	5.1	10	49	13	130%
Protective Order – Non Family Abuse	AP	3.5	1	4	2	200%
Capias	CA	12.0	0	3	1	0%
Relief of Custody	CR	0.0	1	1	0	0%
Child in Need of Services	CS	3.0	2	28	2	100%
Custody Visitation	CV	2.4	383	984	435	114%
Delinquency Felony	DF	4.9	43	351	58	135%
Delinquency Misdemeanor	DM	3.3	178	621	198	111%
Foster Care Review	FC	1.0	13	13	13	100%
Initial Foster Care Review	IF	1.0	6	6	5	83%
Motion - Modify Protective Order	MP	1.0	8	8	6	75%
Permanency Planning	PH	1.2	5	8	6	120%
Paternity	PT	1.3	4	7	3	75%
Child at Risk of Abuse or Neglect	RI	3.2	4	15	6	150%
Remand Visitation	RV	0.0	0	1	0	0%
Status Offense	ST	1.7	48	88	43	90%
Traffic	T	1.5	70	79	70	100%
Termination of Parental Rights	TP	0.0	0	1	0	0%
Truancy/Runaway (Child in Need of Supervision)	TR	7.8	2	78	12	600%
Juvenile Total			778	2,345	873	112.2%
Totals			1,403	4,259	1,597	113.8%



	Total Filings with %
Custody Visitation (CV)	383 27%
Delinquency Misdemeanor (DM)	178 13%
Criminal Misdemeanor (CM)	161 11%
Civil Support (VS)	159 11%
Show Cause (SC)	139 10%
Others	383 27%
Total	1,403 100%

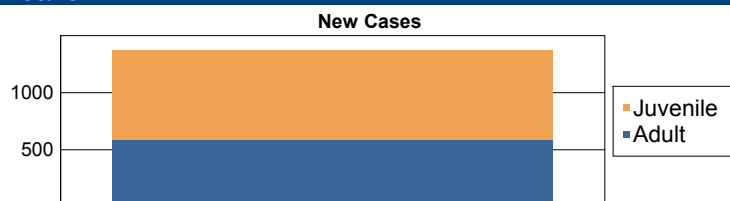
Special Case Activities

Non-Case	NC	1.0	5
Emergency Protective Order	PE	1.0	106
Emergency Custody Order	EC	1.0	2
Non-Case	NC	1.0	29

Commonwealth of Virginia
Caseload Statistics of the J&DR District Courts
September 2016

Prince William

	Filing Type	Hearings Per Case	Filings	Hearings	Concluded	Clearance Rate
Adult						
Protective Order - Non Family Abuse	AP	0.0	0	1	0	0%
Bond Forfeiture Show Cause	BF	2.0	1	4	3	300%
Capias	CA	3.4	44	190	57	130%
Criminal Felony	CF	4.0	68	303	82	121%
Criminal Misdemeanor	CM	3.9	183	616	163	89%
Protective Order – Family Abuse	FP	2.3	49	107	47	96%
Motion - Modify Protective Order	MP	1.0	2	3	2	100%
Other	OT	1.0	1	1	1	100%
Remand Support	RS	1.0	7	7	7	100%
Show Cause	SC	2.9	81	267	105	130%
Restricted License - Support	SL	2.0	2	3	2	100%
Civil Support	VS	2.2	145	328	161	111%
Adult Total			583	1,830	630	108.1%
Juvenile						
Abuse or Neglect	AN	2.9	14	39	7	50%
Protective Order – Non Family Abuse	AP	2.3	3	6	3	100%
Capias	CA	4.0	0	3	1	0%
Relief of Custody	CR	0.0	0	1	0	0%
Child in Need of Services	CS	4.7	1	20	3	300%
Custody Visitation	CV	2.7	356	853	392	110%
Delinquency Felony	DF	4.8	80	459	102	128%
Delinquency Misdemeanor	DM	3.9	205	686	225	110%
Foster Care Review	FC	1.0	8	8	5	63%
Motion - Modify Protective Order	MP	1.0	1	1	1	100%
Permanency Planning	PH	1.0	17	18	11	65%
Paternity	PT	0.0	0	4	0	0%
Remand Custody	RC	1.0	6	6	6	100%
Child at Risk of Abuse or Neglect	RI	3.3	13	27	3	23%
Remand Visitation	RV	1.0	5	5	5	100%
Status Offense	ST	2.1	27	48	22	81%
Traffic	T	1.9	49	75	44	90%
Termination of Parental Rights	TP	0.0	5	6	0	0%
Truancy/Runaway (Child in Need of Supervision)	TR	7.1	0	44	9	0%
Juvenile Total			790	2,309	839	106.2%
Totals			1,373	4,139	1,469	107.0%



	Total Filings with %
Custody Visitation (CV)	356 26%
Delinquency Misdemeanor (DM)	205 15%
Criminal Misdemeanor (CM)	183 13%
Civil Support (VS)	145 11%
Show Cause (SC)	81 6%
Others	403 29%
Total	1,373 100%

Special Case Activities

Non-Case	NC	1.1	12
Emergency Protective Order	PE	1.0	130
Emergency Custody Order	EC	1.0	2
Non-Case	NC	1.7	27

Commonwealth of Virginia
Caseload Statistics of the J&DR District Courts
August 2016

Prince William

	Filing Type	Hearings Per Case	Filings	Hearings	Concluded	Clearance Rate
Adult						
Protective Order - Non Familv Abuse	AP	0.0	0	3	0	0%
Bond Forfeiture Show Cause	BF	1.5	2	3	2	100%
Capias	CA	2.8	55	201	63	115%
Criminal Felonv	CF	4.0	91	273	69	76%
Criminal Misdemeanor	CM	3.4	183	646	219	120%
Protective Order – Family Abuse	FP	2.3	43	100	47	109%
Motion - Modify Protective Order	MP	1.0	7	7	6	86%
Other	OT	1.0	5	5	5	100%
Protective Order - Violation of Protective Order Conviction	PV	1.0	1	1	1	100%
Remand Support	RS	1.0	10	10	10	100%
Show Cause	SC	2.6	129	305	108	84%
Restricted License - Support	SL	1.7	4	8	7	175%
Civil Support	VS	2.1	153	375	192	125%
Adult Total			683	1,937	729	106.7%
Juvenile						
Abuse or Neglect	AN	4.8	8	35	14	175%
Protective Order – Non Familv Abuse	AP	3.0	0	4	2	0%
Capias	CA	0.0	0	1	0	0%
Relief of Custodv	CR	0.0	1	1	0	0%
Child in Need of Services	CS	12.7	1	19	3	300%
Custodv Visitation	CV	2.4	461	1,211	500	108%
Delinquencv Felonv	DF	6.0	52	407	66	127%
Delinquencv Misdemeanor	DM	2.9	156	620	172	110%
Foster Care Review	FC	1.0	7	7	7	100%
Initial Foster Care Review	IF	1.0	4	4	4	100%
Motion - Modify Protective Order	MP	2.0	0	1	1	0%
Permanencv Planning	PH	1.0	7	12	6	86%
Paternitv	PT	1.5	4	7	2	50%
Remand Custodv	RC	1.0	6	6	6	100%
Child at Risk of Abuse or Neglect	RI	4.8	1	12	8	800%
Remand Visitation	RV	1.0	6	6	6	100%
Show Cause	SC	0.0	0	1	0	0%
Status Offense	ST	1.9	27	52	25	93%
Traffic	T	1.6	76	107	100	132%
Termination of Parental Rihts	TP	0.0	0	5	0	0%
Truancv/Runaway (Child in Need of Supervision)	TR	7.3	3	43	7	233%
Juvenile Total			820	2,561	929	113.3%
Totals			1,503	4,498	1,658	110.3%

New Cases



	Total Filings with %
Custody Visitation (CV)	461 31%
Criminal Misdemeanor (CM)	183 12%
Delinquency Misdemeanor (DM)	156 10%
Civil Support (VS)	153 10%
Show Cause (SC)	129 9%
Others	421 28%
Total	1,503 100%

Special Case Activities

Non-Case	NC	1.1	13
Emeraencv Protective Order	PE	1.0	126
Non-Case	NC	1.1	33
Emeraencv Protective Order	PE	1.0	2
Temporarv Detention Order	TD	1.0	2

Commonwealth of Virginia
Caseload Statistics of the J&DR District Courts

Prince William

July 2016

	Filing Type	Hearings Per Case	Filings	Hearings	Concluded	Clearance Rate
Adult						
Protective Order - Non Family Abuse	AP	3.0	1	3	2	200%
Bond Forfeiture Show Cause	BF	1.7	1	3	3	300%
Capias	CA	3.6	61	244	80	131%
Criminal Felony	CF	4.5	64	271	63	98%
Criminal Misdemeanor	CM	3.3	170	594	167	98%
Protective Order – Family Abuse	FP	2.1	42	95	40	95%
Motion - Modify Protective Order	MP	1.0	6	6	6	100%
Other	OT	1.0	1	1	1	100%
Protective Order - Violation of Protective Order Conviction	PV	1.0	2	2	2	100%
Remand Support	RS	1.0	7	7	7	100%
Show Cause	SC	2.6	149	349	136	91%
Restricted License - Support	SL	3.0	3	5	3	100%
Civil Support	VS	2.4	174	358	158	91%
Adult Total			681	1,938	668	98.1%
Juvenile						
Abuse or Neglect	AN	3.7	3	63	18	600%
Protective Order – Non Family Abuse	AP	0.0	2	3	0	0%
Capias	CA	0.0	0	2	0	0%
Child in Need of Services	CS	6.7	1	21	3	300%
Custody Visitation	CV	2.3	458	1,106	440	96%
Delinquency Felony	DF	5.0	75	436	88	117%
Delinquency Misdemeanor	DM	3.4	178	560	167	94%
Foster Care Review	FC	1.0	9	9	9	100%
Initial Foster Care Review	IF	1.0	2	2	2	100%
Motion - Modify Protective Order	MP	1.0	5	5	4	80%
Permanency Planning	PH	1.3	10	14	12	120%
Paternity	PT	2.2	5	9	5	100%
Remand Custody	RC	1.0	10	10	10	100%
Child at Risk of Abuse or Neglect	RI	4.5	2	14	2	100%
Remand Visitation	RV	1.0	3	3	3	100%
Status Offense	ST	2.4	27	44	27	100%
Traffic	T	1.5	65	84	67	103%
Termination of Parental Rights	TP	1.7	2	3	3	150%
Truancy/Runaway (Child in Need of Supervision)	TR	6.0	0	34	5	0%
Juvenile Total			857	2,422	865	100.9%
Totals			1,538	4,360	1,533	99.7%

New Cases



	Total Filings with %
Custody Visitation (CV)	458 30%
Delinquency Misdemeanor (DM)	178 12%
Civil Support (VS)	174 11%
Criminal Misdemeanor (CM)	170 11%
Show Cause (SC)	149 10%
Others	409 27%
Total	1,538 100%

Special Case Activities

Non-Case	NC	1.1	16
Emergency Protective Order	PE	1.0	113
Non-Case	NC	1.1	13

Commonwealth of Virginia
Caseload Statistics of the J&DR District Courts

Prince William

June 2016

	Filing Type	Hearings Per Case	Filings	Hearings	Concluded	Clearance Rate
Adult						
Protective Order - Non Family Abuse	AP	2.5	1	6	2	200%
Capias	CA	4.3	42	210	70	167%
Criminal Felony	CF	3.7	87	256	51	59%
Criminal Misdemeanor	CM	3.5	225	716	213	95%
Protective Order – Family Abuse	FP	2.0	52	114	49	94%
Motion - Modify Protective Order	MP	1.0	3	3	3	100%
Other	OT	1.0	1	1	1	100%
Protective Order - Violation of Protective Order Conviction	PV	1.0	1	1	1	100%
Remand Support	RS	1.0	9	9	9	100%
Show Cause	SC	2.8	123	339	139	113%
Restricted License - Support	SL	2.0	3	7	5	167%
Civil Support	VS	2.2	194	439	220	113%
Adult Total			741	2,101	763	103.0%
Juvenile						
Abuse or Neglect	AN	4.3	16	69	17	106%
Protective Order – Non Family Abuse	AP	0.0	1	2	0	0%
Capias	CA	0.0	0	1	0	0%
Child in Need of Services	CS	4.6	2	24	5	250%
Custody Visitation	CV	2.2	548	1,184	509	93%
Delinquency Felony	DF	6.2	88	444	74	84%
Delinquency Misdemeanor	DM	3.6	195	712	187	96%
Foster Care Review	FC	1.0	10	11	10	100%
Initial Foster Care Review	IF	1.2	7	9	9	129%
Motion - Modify Protective Order	MP	1.0	9	9	9	100%
Permanency Planning	PH	8.0	5	8	3	60%
Paternity	PT	2.7	7	19	13	186%
Remand Custody	RC	1.0	8	8	8	100%
Child at Risk of Abuse or Neglect	RI	4.7	2	9	3	150%
Remand Visitation	RV	1.0	5	6	5	100%
Status Offense	ST	1.9	46	88	59	128%
Traffic	T	1.7	84	115	80	95%
Termination of Parental Rights	TP	22.5	0	2	2	0%
Truancy/Runaway (Child in Need of Supervision)	TR	3.8	20	100	13	65%
Juvenile Total			1,053	2,820	1,006	95.5%
Totals			1,794	4,921	1,769	98.6%

New Cases



	Total Filings with %
Custody Visitation (CV)	548 31%
Criminal Misdemeanor (CM)	225 13%
Delinquency Misdemeanor (DM)	195 11%
Civil Support (VS)	194 11%
Show Cause (SC)	123 7%
Others	509 28%
Total	1,794 100%

Special Case Activities

Non-Case	NC	1.1	12
Emergency Protective Order	PE	1.0	137
Non-Case	NC	1.2	22

Commonwealth of Virginia
Caseload Statistics of the J&DR District Courts
 May 2016

Prince William

	Filing Type	Hearings Per Case	Filings	Hearings	Concluded	Clearance Rate
Adult						
Protective Order - Non Familv Abuse	AP	2.0	7	12	4	57%
Bond Forfeiture Show Cause	BF	1.0	1	1	1	100%
Capias	CA	3.6	49	205	53	108%
Criminal Felonv	CF	4.6	66	284	57	86%
Criminal Misdemeanor	CM	3.6	210	739	208	99%
Protective Order – Family Abuse	FP	2.1	53	106	49	92%
Motion - Modifv Protective Order	MP	1.0	2	2	2	100%
Other	OT	1.0	1	1	1	100%
Protective Order - Violation of Protective Order Conviction	PV	1.0	3	3	3	100%
Remand Support	RS	1.0	9	9	9	100%
Show Cause	SC	3.0	72	266	113	157%
Restricted License - Support	SL	1.3	7	11	6	86%
Civil Support	VS	2.3	156	383	168	108%
Adult Total			636	2,022	674	106.0%

Juvenile						
Abuse or Neglect	AN	3.2	20	80	9	45%
Protective Order – Non Familv Abuse	AP	2.0	2	5	2	100%
Capias	CA	2.5	0	4	2	0%
Relief of Custodv	CR	1.0	2	2	2	100%
Child in Need of Services	CS	5.2	5	32	5	100%
Custodv Visitation	CV	2.1	547	1,225	555	101%
Delinquencv Felonv	DF	5.9	88	376	48	55%
Delinquencv Misdemeanor	DM	3.6	210	688	190	90%
Entrustment Aareement	ET	1.3	2	3	3	150%
Foster Care Review	FC	1.5	7	10	6	86%
Initial Foster Care Review	IF	1.0	8	8	6	75%
Motion - Modifv Protective Order	MP	1.3	8	9	9	113%
Permanencv Plannina	PH	2.0	7	11	11	157%
Paternitv	PT	2.2	7	17	10	143%
Remand Custodv	RC	1.0	6	6	6	100%
Child at Risk of Abuse or Neglect	RI	5.5	1	15	4	400%
Remand Visitation	RV	1.0	3	3	2	67%
Show Cause	SC	0.0	0	1	0	0%
Status Offense	ST	2.5	24	54	27	113%
Traffic	T	1.5	89	115	69	78%
Termination of Parental Rihts	TP	3.3	2	9	8	400%
Truancv/Runaway (Child in Need of Supervision)	TR	4.5	23	78	8	35%
Juvenile Total			1,061	2,751	982	92.6%

Totals			1,697	4,773	1,656	97.6%
---------------	--	--	--------------	--------------	--------------	--------------

New Cases



	Total Filings with %
Custody Visitation (CV)	547 32%
Criminal Misdemeanor (CM)	210 12%
Delinquency Misdemeanor (DM)	210 12%
Civil Support (VS)	156 9%
Traffic (T)	89 5%
Others	485 29%
Total	1,697 100%

Special Case Activities

Non-Case	NC	1.1	15
Emeraencv Protective Order	PE	1.0	142
Non-Case	NC	1.4	20
Emeraencv Protective Order	PE	1.0	4

Commonwealth of Virginia
Caseload Statistics of the J&DR District Courts

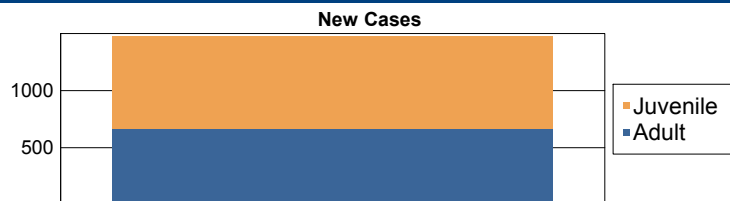
Prince William

April 2016

	Filing Type	Hearings Per Case	Filings	Hearings	Concluded	Clearance Rate
Adult						
Protective Order - Non Familv Abuse	AP	6.0	1	4	1	100%
Bond Forfeiture Show Cause	BF	2.5	3	5	2	67%
Capias	CA	3.7	45	187	68	151%
Criminal Felonv	CF	4.1	59	194	47	80%
Criminal Misdemeanor	CM	3.4	189	576	166	88%
Protective Order – Family Abuse	FP	2.1	56	109	46	82%
Motion - Modifv Protective Order	MP	1.3	2	3	3	150%
Other	OT	1.0	4	4	4	100%
Protective Order - Violation of Protective Order Conviction	PV	1.0	1	1	1	100%
Remand Support	RS	1.0	1	1	1	100%
Show Cause	SC	2.7	135	310	133	99%
Restricted License - Support	SL	1.2	6	7	6	100%
Civil Support	VS	2.1	159	359	155	97%
Adult Total			661	1,760	633	95.8%

Juvenile						
Abuse or Neglect	AN	5.6	14	49	13	93%
Protective Order – Non Familv Abuse	AP	1.8	5	9	5	100%
Capias	CA	0.0	0	1	0	0%
Child in Need of Services	CS	8.2	7	41	6	86%
Custody Visitation	CV	2.4	392	1,012	425	108%
Delinquencv Felonv	DF	5.1	81	328	51	63%
Delinquencv Misdemeanor	DM	3.2	155	554	149	96%
Emancipation	EP	2.0	0	1	1	0%
Entrustment Agreement	ET	0.0	1	1	0	0%
Foster Care Review	FC	1.2	8	9	5	63%
Initial Foster Care Review	IF	1.8	3	5	5	167%
Motion - Modifv Protective Order	MP	2.2	3	8	6	200%
Permanencv Plannina	PH	1.4	8	11	11	138%
Paternity	PT	1.9	12	22	10	83%
Remand Custody	RC	1.0	1	1	1	100%
Child at Risk of Abuse or Neglect	RI	5.0	0	17	1	0%
Remand Visitation	RV	1.0	1	1	1	100%
Show Cause	SC	3.0	0	1	1	0%
Status Offense	ST	1.7	26	55	32	123%
Traffic	T	1.4	73	91	70	96%
Termination of Parental Rihts	TP	1.3	5	7	3	60%
Truancv/Runaway (Child in Need of Supervision)	TR	3.6	18	72	10	56%
Juvenile Total			813	2,296	806	99.1%

Totals			1,474	4,056	1,439	97.6%
---------------	--	--	--------------	--------------	--------------	--------------



	Total Filings with %
Custody Visitation (CV)	392 27%
Criminal Misdemeanor (CM)	189 13%
Civil Support (VS)	159 11%
Delinquency Misdemeanor (DM)	155 11%
Show Cause (SC)	135 9%
Others	444 30%
Total	1,474 100%

Special Case Activities

Non-Case	NC	1.0	8
Emeraencv Protective Order	PE	1.0	120
Non-Case	NC	1.0	16
Emeraencv Protective Order	PE	1.0	2
Temporarv Detention Order	TD	1.0	2


Commonwealth of Virginia
Caseload Statistics of the J&DR District Courts

Prince William

March 2016

	Filing Type	Hearings Per Case	Filings	Hearings	Concluded	Clearance Rate
Adult						
Protective Order - Non Familv Abuse	AP	0.0	1	4	0	0%
Bond Forfeiture Show Cause	BF	2.0	2	3	1	50%
Capias	CA	3.3	65	218	55	85%
Criminal Felonv	CF	4.5	46	248	69	150%
Criminal Misdemeanor	CM	3.8	180	703	181	101%
Protective Order – Family Abuse	FP	2.2	28	70	32	114%
Motion - Modifv Protective Order	MP	1.4	7	9	7	100%
Other	OT	1.0	1	1	1	100%
Protective Order - Violation of Protective Order Conviction	PV	1.0	1	1	1	100%
Remand Support	RS	1.0	6	6	6	100%
Show Cause	SC	2.9	145	407	155	107%
Restricted License - Support	SL	2.0	5	10	5	100%
Civil Support	VS	2.2	228	475	219	96%
Adult Total			715	2,155	732	102.4%
Juvenile						
Abuse or Neglect	AN	4.3	13	73	22	169%
Protective Order – Non Familv Abuse	AP	1.0	3	5	1	33%
Child in Need of Services	CS	6.0	6	30	3	50%
Custody Visitation	CV	2.3	501	1,203	532	106%
Delinquencv Felonv	DF	5.9	48	294	59	123%
Delinquencv Misdemeanor	DM	3.4	201	717	229	114%
Emancipation	EP	0.0	1	1	0	0%
Entrustment Agreement	ET	1.0	2	2	2	100%
Foster Care Review	FC	1.0	12	12	11	92%
Initial Foster Care Review	IF	1.0	4	4	4	100%
Motion - Modifv Protective Order	MP	2.2	1	5	5	500%
Permanencv Planning	PH	1.6	14	22	13	93%
Paternity	PT	2.7	9	19	6	67%
Remand Custodv	RC	1.0	5	5	5	100%
Child at Risk of Abuse or Neglect	RI	3.7	11	29	6	55%
Remand Visitation	RV	1.0	4	4	4	100%
Show Cause	SC	0.0	1	2	0	0%
Status Offense	ST	2.3	25	58	29	116%
Traffic	T	1.6	59	82	61	103%
Termination of Parental Rihts	TP	0.0	4	10	0	0%
Truancv/Runaway (Child in Need of Supervision)	TR	8.5	13	65	13	100%
Juvenile Total			937	2,642	1,005	107.3%
Totals			1,652	4,797	1,737	105.1%

New Cases



	Total Filings with %
Custody Visitation (CV)	501 30%
Civil Support (VS)	228 14%
Delinquency Misdemeanor (DM)	201 12%
Criminal Misdemeanor (CM)	180 11%
Show Cause (SC)	146 9%
Others	396 24%
Total	1,652 100%

Special Case Activities


Non-Case	NC	1.5	9
Emeraencv Protective Order	PE	1.0	102
Emeraencv Custodv Order	EC	1.0	2
Non-Case	NC	1.0	14

Commonwealth of Virginia
Caseload Statistics of the J&DR District Courts

Prince William

February 2016

	Filing Type	Hearings Per Case	Filings	Hearings	Concluded	Clearance Rate
Adult						
Protective Order - Non Family Abuse	AP	3.0	1	2	1	100%
Bond Forfeiture Show Cause	BF	2.0	2	4	1	50%
Capias	CA	3.0	53	200	58	109%
Criminal Felony	CF	5.4	55	301	85	155%
Criminal Misdemeanor	CM	3.7	174	674	162	93%
Protective Order – Family Abuse	FP	2.6	35	74	28	80%
Motion - Modify Protective Order	MP	1.5	2	5	4	200%
Other	OT	1.0	4	4	4	100%
Remand Support	RS	1.0	3	3	3	100%
Show Cause	SC	2.6	116	357	138	119%
Restricted License - Support	SL	1.2	7	10	6	86%
Civil Support	VS	2.2	186	403	202	109%
Adult Total			638	2,037	692	108.5%
Juvenile						
Abuse or Neglect	AN	2.9	19	94	21	111%
Protective Order – Non Family Abuse	AP	0.0	1	1	0	0%
Capias	CA	0.0	1	2	0	0%
Relief of Custody	CR	4.0	0	1	1	0%
Child in Need of Services	CS	4.7	5	16	3	60%
Custody Visitation	CV	2.3	469	1,065	455	97%
Delinquency Felony	DF	5.7	56	328	58	104%
Delinquency Misdemeanor	DM	3.8	154	575	152	99%
Foster Care Review	FC	1.1	6	7	7	117%
Initial Foster Care Review	IF	1.0	3	5	1	33%
Motion - Modify Protective Order	MP	1.0	6	10	5	83%
Permanency Planning	PH	1.3	6	9	7	117%
Paternity	PT	1.7	7	12	3	43%
Remand Custody	RC	1.0	14	14	14	100%
Child at Risk of Abuse or Neglect	RI	3.8	2	20	10	500%
Remand Visitation	RV	1.0	3	3	3	100%
Show Cause	SC	0.0	1	3	0	0%
Status Offense	ST	1.8	25	54	19	76%
Traffic	T	1.6	74	93	80	108%
Termination of Parental Rights	TP	1.0	2	2	2	100%
Truancy/Runaway (Child in Need of Supervision)	TR	5.6	11	71	11	100%
Juvenile Total			865	2,385	852	98.5%
Totals			1,503	4,422	1,544	102.7%



	Total Filings with %
Custody Visitation (CV)	469 31%
Civil Support (VS)	186 12%
Criminal Misdemeanor (CM)	174 12%
Delinquency Misdemeanor (DM)	154 10%
Show Cause (SC)	117 8%
Others	403 27%
Total	1,503 100%

Special Case Activities

Non-Case	NC	1.2	7
Emergency Protective Order	PE	1.0	125
Non-Case	NC	1.7	14

**Commonwealth of Virginia
Caseload Statistics of the J&DR District Courts**

Prince William

January 2016

	Filing Type	Hearings Per Case	Filings	Hearings	Concluded	Clearance Rate
Adult						
Protective Order - Non Family Abuse	AP	1.0	1	1	1	100%
Bond Forfeiture Show Cause	BF	3.0	1	2	1	100%
Capias	CA	3.3	37	179	47	127%
Criminal Felony	CF	4.2	48	235	45	94%
Criminal Misdemeanor	CM	3.3	167	536	107	64%
Criminal Support	CS	2.0	0	1	1	0%
Protective Order – Family Abuse	FP	2.4	26	63	28	108%
Motion - Modify Protective Order	MP	1.0	6	6	3	50%
Other	OT	2.0	1	2	2	200%
Protective Order - Violation of Protective Order Conviction	PV	1.0	1	1	1	100%
Remand Support	RS	1.0	5	5	5	100%
Show Cause	SC	3.1	106	337	120	113%
Restricted License - Support	SL	1.0	5	6	2	40%
Civil Support	VS	2.1	167	366	148	89%
Adult Total			571	1,740	511	89.5%
Juvenile						
Abuse or Neglect	AN	3.8	20	77	13	65%
Capias	CA	9.0	0	1	1	0%
Relief of Custody	CR	0.0	0	1	0	0%
Child in Need of Services	CS	6.0	2	19	4	200%
Custody Visitation	CV	2.0	444	1,043	344	77%
Delinquency Felony	DF	5.9	36	224	41	114%
Delinquency Misdemeanor	DM	3.8	147	516	139	95%
Foster Care Review	FC	1.0	6	6	5	83%
Initial Foster Care Review	IF	1.5	1	2	2	200%
Permanency Planning	PH	1.0	4	5	2	50%
Paternity	PT	2.4	1	9	5	500%
Remand Custody	RC	1.0	5	5	5	100%
Child at Risk of Abuse or Neglect	RI	6.0	8	23	2	25%
Remand Visitation	RV	1.0	5	5	5	100%
Status Offense	ST	2.2	25	57	17	68%
Traffic	T	1.9	69	97	67	97%
Termination of Parental Rights	TP	0.0	0	2	0	0%
Truancy/Runaway (Child in Need of Supervision)	TR	5.8	9	59	6	67%
Juvenile Total			782	2,151	658	84.1%
Totals			1,353	3,891	1,169	86.4%



	Total Filings with %
Custody Visitation (CV)	444 33%
Civil Support (VS)	167 12%
Criminal Misdemeanor (CM)	167 12%
Delinquency Misdemeanor (DM)	147 11%
Show Cause (SC)	106 8%
Others	322 24%
Total	1,353 100%

Special Case Activities

Non-Case	NC	1.3	7
Emergency Protective Order	PE	1.0	115
Non-Case	NC	1.0	7

**Commonwealth of Virginia
Caseload Statistics of the J&DR District Courts**

Pulaski

December 2016

	Filing Type	Hearings Per Case	Filings	Hearings	Concluded	Clearance Rate
Adult						
Capias	CA	4.1	0	14	8	0%
Criminal Felony	CF	3.1	13	25	8	62%
Criminal Misdemeanor	CM	2.7	22	52	15	68%
Protective Order – Family Abuse	FP	2.0	4	8	4	100%
Protective Order - Violation of Protective Order Conviction	PV	1.0	1	1	1	100%
Remand Support	RS	1.0	1	1	1	100%
Show Cause	SC	4.9	8	40	13	163%
Restricted License - Support	SL	1.0	1	1	1	100%
Civil Support	VS	1.6	14	29	17	121%
Adult Total			64	171	68	106.3%
Juvenile						
Abuse or Neglect	AN	3.3	1	8	6	600%
Relief of Custody	CR	1.0	1	1	1	100%
Child in Need of Services	CS	2.7	0	5	3	0%
Custody Visitation	CV	2.1	36	128	68	189%
Delinquency Felony	DF	0.0	6	11	0	0%
Delinquency Misdemeanor	DM	1.9	5	16	8	160%
Foster Care Review	FC	1.0	5	8	5	100%
Initial Foster Care Review	IF	1.0	5	8	5	100%
Permanency Planning	PH	1.3	4	10	6	150%
Remand Custody	RC	1.0	2	2	2	100%
Child at Risk of Abuse or Neglect	RI	4.0	0	3	2	0%
Remand Visitation	RV	1.0	4	4	4	100%
Show Cause	SC	4.0	5	7	1	20%
Traffic	T	2.0	2	8	6	300%
Truancy/Runaway (Child in Need of Supervision)	TR	1.5	2	4	2	100%
Juvenile Total			78	223	119	152.6%
Totals			142	394	187	131.7%



	Total Filings with %
Custody Visitation (CV)	36 25%
Criminal Misdemeanor (CM)	22 15%
Civil Support (VS)	14 10%
Criminal Felony (CF)	13 9%
Show Cause (SC)	13 9%
Others	44 31%
Total	142 100%

Special Case Activities

Emergency Protective Order	PE	1.0	14
Emergency Custody Order	EC	1.0	4

**Commonwealth of Virginia
Caseload Statistics of the J&DR District Courts**

Pulaski

November 2016

	Filing Type	Hearings Per Case	Filings	Hearings	Concluded	Clearance Rate
Adult						
Bond Forfeiture Show Cause	BF	2.0	0	2	2	0%
Capias	CA	1.9	11	26	10	91%
Criminal Felony	CF	3.0	3	19	8	267%
Criminal Misdemeanor	CM	2.9	25	87	32	128%
Protective Order – Family Abuse	FP	1.9	6	14	8	133%
Motion - Modify Protective Order	MP	1.0	1	1	1	100%
Protective Order – Stalking/Acts of Violence	PC	3.0	0	1	1	0%
Show Cause	SC	1.9	39	98	28	72%
Civil Support	VS	1.3	40	54	30	75%
Adult Total			125	302	120	96.0%
Juvenile						
Abuse or Neglect	AN	3.6	1	15	7	700%
Child in Need of Services	CS	3.0	4	6	2	50%
Custody Visitation	CV	2.3	110	210	92	84%
Delinquency Felony	DF	4.0	4	10	2	50%
Delinquency Misdemeanor	DM	1.9	16	34	10	63%
Foster Care Review	FC	1.0	9	9	9	100%
Initial Foster Care Review	IF	1.3	6	8	6	100%
Permanency Planning	PH	1.5	1	2	2	200%
Paternity	PT	0.0	1	1	0	0%
Child at Risk of Abuse or Neglect	RI	3.0	1	7	2	200%
Show Cause	SC	3.0	3	6	2	67%
Status Offense	ST	0.0	1	1	0	0%
Traffic	T	1.5	5	7	4	80%
Truancy/Runaway (Child in Need of Supervision)	TR	0.0	1	1	0	0%
Juvenile Total			163	317	138	84.7%
Totals			288	619	258	89.6%



	Total Filings with %
Custody Visitation (CV)	110 38%
Show Cause (SC)	42 15%
Civil Support (VS)	40 14%
Criminal Misdemeanor (CM)	25 9%
Delinquency Misdemeanor (DM)	16 6%
Others	55 19%
Total	288 100%

Special Case Activities

Emergency Protective Order	PE	1.0	27
Non-Case	NC	1.0	2
Emergency Protective Order	PE	1.0	2
Temporary Detention Order	TD	1.0	8

Commonwealth of Virginia
Caseload Statistics of the J&DR District Courts

Pulaski


October 2016

	Filing Type	Hearings Per Case	Filings	Hearings	Concluded	Clearance Rate
Adult						
Protective Order - Non Familv Abuse	AP	1.0	3	3	3	100%
Capias	CA	3.0	5	12	5	100%
Criminal Felony	CF	4.3	11	29	4	36%
Criminal Misdemeanor	CM	2.9	18	78	25	139%
Protective Order – Familv Abuse	FP	2.0	8	14	6	75%
Motion - Modify Protective Order	MP	1.0	3	3	3	100%
Protective Order – Stalking/Acts of Violence	PC	3.0	0	1	1	0%
Protective Order - Violation of Protective Order Conviction	PV	1.0	2	2	2	100%
Show Cause	SC	2.9	30	80	34	113%
Civil Support	VS	1.5	42	63	37	88%
Adult Total			122	285	120	98.4%

Juvenile						
Abuse or Nelect	AN	3.1	13	34	11	85%
Child in Need of Services	CS	3.5	3	6	2	67%
Custody Visitation	CV	2.5	108	225	95	88%
Delinquency Felony	DF	0.0	1	11	0	0%
Delinquency Misdemeanor	DM	2.0	20	40	14	70%
Foster Care Review	FC	1.0	7	7	7	100%
Initial Foster Care Review	IF	1.0	7	7	7	100%
Permanency Planning	PH	0.0	3	3	0	0%
Child at Risk of Abuse or Nelect	RI	3.0	5	13	3	60%
Show Cause	SC	2.0	0	1	1	0%
Traffic	T	1.3	12	13	4	33%
Truancy/Runaway (Child in Need of Supervision)	TR	3.3	0	3	3	0%
Juvenile Total			179	363	147	82.1%

Totals			301	648	267	88.7%
---------------	--	--	------------	------------	------------	--------------

New Cases



	Total Filings with %	
Custody Visitation (CV)	108	36%
Civil Support (VS)	42	14%
Show Cause (SC)	30	10%
Delinquency Misdemeanor (DM)	20	7%
Criminal Misdemeanor (CM)	18	6%
Others	83	28%
Total	301	100%

Special Case Activities


Emergency Protective Order	PE	1.0	26
Emergency Custody Order	EC	1.0	2
Non-Case	NC	1.0	2
Temporary Detention Order	TD	1.0	2

Commonwealth of Virginia
Caseload Statistics of the J&DR District Courts
September 2016

Pulaski

	Filing Type	Hearings Per Case	Filings	Hearings	Concluded	Clearance Rate
Adult						
Capias	CA	2.3	7	21	3	43%
Criminal Felony	CF	3.8	6	17	4	67%
Criminal Misdemeanor	CM	3.8	23	68	16	70%
Protective Order – Family Abuse	FP	2.1	6	15	9	150%
Motion - Modifv Protective Order	MP	1.0	1	1	1	100%
Protective Order – Stalking/Acts of Violence	PC	2.0	0	1	1	0%
Protective Order - Violation of Protective Order Conviction	PV	1.0	1	1	1	100%
Remand Support	RS	1.0	1	1	1	100%
Show Cause	SC	3.2	22	65	24	109%
Civil Support	VS	1.7	17	30	19	112%
Adult Total			84	220	79	94.0%
Juvenile						
Abuse or Neglect	AN	3.5	5	19	4	80%
Child in Need of Services	CS	0.0	1	4	0	0%
Custody Visitation	CV	1.9	97	192	75	77%
Delinquency Felony	DF	4.3	2	22	6	300%
Delinquency Misdemeanor	DM	3.7	14	128	53	379%
Foster Care Review	FC	1.0	5	5	5	100%
Initial Foster Care Review	IF	1.0	3	3	3	100%
Permanency Planning	PH	1.0	5	5	4	80%
Paternity	PT	2.0	1	2	2	200%
Remand Custody	RC	1.0	1	1	1	100%
Child at Risk of Abuse or Neglect	RI	5.0	2	5	3	150%
Remand Visitation	RV	1.0	1	1	1	100%
Show Cause	SC	2.7	2	89	64	3,200%
Traffic	T	3.0	4	6	2	50%
Termination of Parental Rights	TP	1.0	2	2	2	100%
Truancy/Runaway (Child in Need of Supervision)	TR	3.0	0	3	3	0%
Juvenile Total			145	487	228	157.2%
Totals			229	707	307	134.1%

New Cases



	Total Filings with %
Custody Visitation (CV)	97 42%
Show Cause (SC)	24 10%
Criminal Misdemeanor (CM)	23 10%
Civil Support (VS)	17 7%
Delinquency Misdemeanor (DM)	14 6%
Others	54 24%
Total	229 100%

Special Case Activities

Emergency Protective Order	PE	1.0	25
Non-Case	NC	1.0	1

Commonwealth of Virginia
Caseload Statistics of the J&DR District Courts

Pulaski

August 2016

	Filing Type	Hearings Per Case	Filings	Hearings	Concluded	Clearance Rate
Adult						
Capias	CA	3.1	6	21	14	233%
Criminal Felony	CF	3.1	9	22	9	100%
Criminal Misdemeanor	CM	3.4	31	95	32	103%
Protective Order – Family Abuse	FP	2.4	10	19	9	90%
Motion - Modifv Protective Order	MP	1.0	3	3	3	100%
Protective Order – Stalking/Acts of Violence	PC	1.0	3	4	1	33%
Protective Order - Violation of Protective Order Conviction	PV	1.0	2	2	2	100%
Show Cause	SC	2.5	50	108	40	80%
Restricted License - Support	SL	1.0	1	1	1	100%
Civil Support	VS	1.9	29	45	30	103%
Adult Total			144	320	141	97.9%
Juvenile						
Abuse or Nelect	AN	3.4	7	24	7	100%
Child in Need of Services	CS	3.0	1	3	1	100%
Custody Visitation	CV	2.0	94	184	90	96%
Delinquency Felony	DF	0.0	1	7	0	0%
Delinquency Misdemeanor	DM	3.8	14	45	12	86%
Entrustment Agreement	ET	1.0	2	2	2	100%
Foster Care Review	FC	1.0	5	5	5	100%
Initial Foster Care Review	IF	1.0	9	9	9	100%
Protective Order – Stalking/Acts of Violence	PC	1.0	1	1	1	100%
Permanency Planning	PH	1.0	4	4	4	100%
Paternity	PT	1.5	1	2	2	200%
Child at Risk of Abuse or Nelect	RI	2.0	2	7	2	100%
Show Cause	SC	3.0	85	127	1	1%
Traffic	T	1.6	7	12	8	114%
Termination of Parental Rights	TP	2.0	0	3	3	0%
Truancy/Runaway (Child in Need of Supervision)	TR	2.3	0	9	4	0%
Juvenile Total			233	444	151	64.8%
Totals			377	764	292	77.5%

New Cases



	Total Filings with %	
Show Cause (SC)	135	36%
Custody Visitation (CV)	94	25%
Criminal Misdemeanor (CM)	31	8%
Civil Support (VS)	29	8%
Delinquency Misdemeanor (DM)	14	4%
Others	74	20%
Total	377	100%

Special Case Activities

Emergency Protective Order	PE	1.0	37
Non-Case	NC	1.0	1
Temporary Detention Order	TD	1.0	2

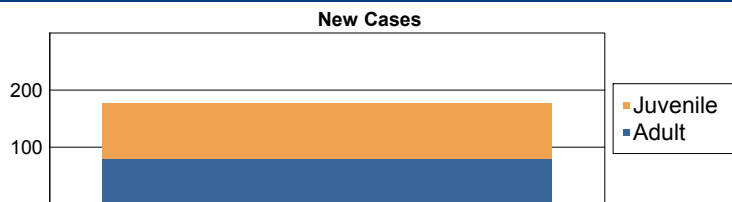
Commonwealth of Virginia
 Caseload Statistics of the J&DR District Courts

Pulaski

July 2016

	Filing Type	Hearings Per Case	Filings	Hearings	Concluded	Clearance Rate
Adult						
Capias	CA	3.1	4	26	11	275%
Criminal Felonv	CF	3.3	3	12	7	233%
Criminal Misdemeanor	CM	2.9	20	73	24	120%
Protective Order – Family Abuse	FP	1.7	4	8	3	75%
Motion - Modifv Protective Order	MP	1.0	4	4	4	100%
Protective Order - Violation of Protective Order Conviction	PV	1.0	2	2	2	100%
Show Cause	SC	3.4	14	69	33	236%
Civil Support	VS	1.4	29	50	35	121%
Adult Total			80	244	119	148.8%
Juvenile						
Abuse or Nealect	AN	3.5	4	11	2	50%
Child in Need of Services	CS	5.0	1	3	1	100%
Custodv Visitation	CV	2.2	68	192	121	178%
Delinquencv Felonv	DF	0.0	1	3	0	0%
Delinquencv Misdemeanor	DM	2.5	2	10	4	200%
Foster Care Review	FC	1.0	2	2	2	100%
Initial Foster Care Review	IF	1.0	1	1	1	100%
Motion - Modifv Protective Order	MP	1.0	4	4	4	100%
Permanencv Planning	PH	1.0	3	3	3	100%
Paternity	PT	2.0	1	3	3	300%
Child at Risk of Abuse or Nealect	RI	3.1	3	17	8	267%
Show Cause	SC	0.0	0	5	0	0%
Traffic	T	2.1	2	9	7	350%
Truancv/Runawav (Child in Need of Supervision)	TR	4.0	5	13	6	120%
Juvenile Total			97	276	162	167.0%

Totals			177	520	281	158.8%
---------------	--	--	------------	------------	------------	---------------



	Total Filings with %
Custody Visitation (CV)	68 38%
Civil Support (VS)	29 16%
Criminal Misdemeanor (CM)	20 11%
Show Cause (SC)	14 8%
Motion - Modify Protective Order (MP)	8 5%
Others	38 21%
Total	177 100%

Special Case Activities

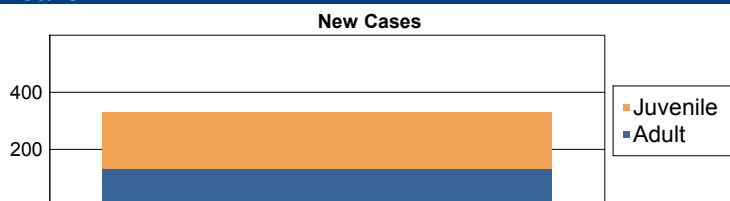
Emergency Protective Order	PE	1.0	26
Non-Case	NC	1.0	2
Temporav Detention Order	TD	1.0	2

Commonwealth of Virginia
Caseload Statistics of the J&DR District Courts

Pulaski

June 2016

	Filing Type	Hearings Per Case	Filings	Hearings	Concluded	Clearance Rate
Adult						
Bond Forfeiture Show Cause	BF	0.0	2	2	0	0%
Capias	CA	2.4	13	31	9	69%
Criminal Felony	CF	2.6	7	28	10	143%
Criminal Misdemeanor	CM	3.7	28	78	18	64%
Protective Order – Familv Abuse	FP	2.0	11	26	14	127%
Protective Order - Violation of Protective Order Conviction	PV	1.0	2	2	2	100%
Show Cause	SC	2.3	41	98	38	93%
Civil Support	VS	1.7	30	45	27	90%
Adult Total			134	310	118	88.1%
Juvenile						
Abuse or Neglect	AN	4.0	7	19	2	29%
Child in Need of Services	CS	8.0	1	4	1	100%
Custody Visitation	CV	2.2	98	199	80	82%
Delinquency Felony	DF	6.0	2	14	5	250%
Delinquency Misdemeanor	DM	3.1	30	81	19	63%
Foster Care Review	FC	1.0	4	4	4	100%
Initial Foster Care Review	IF	1.0	6	6	6	100%
Motion - Modifv Protective Order	MP	1.0	2	2	2	100%
Permanency Planning	PH	1.0	5	5	5	100%
Paternity	PT	0.0	1	3	0	0%
Remand Custody	RC	1.0	1	1	1	100%
Child at Risk of Abuse or Neglect	RI	3.0	0	9	1	0%
Remand Visitation	RV	1.0	1	1	1	100%
Show Cause	SC	2.1	20	48	22	110%
Traffic	T	1.9	7	12	7	100%
Termination of Parental Rights	TP	1.0	6	6	3	50%
Truancy/Runaway (Child in Need of Supervision)	TR	3.0	6	15	3	50%
Juvenile Total			197	429	162	82.2%
Totals			331	739	280	84.6%



	Total Filings with %
Custody Visitation (CV)	98 30%
Show Cause (SC)	61 18%
Civil Support (VS)	30 9%
Delinquency Misdemeanor (DM)	30 9%
Criminal Misdemeanor (CM)	28 8%
Others	84 25%
Total	331 100%

Special Case Activities

Non-Case	NC	1.0	1
Emergency Protective Order	PE	1.0	37
Non-Case	NC	1.0	2

Commonwealth of Virginia
Caseload Statistics of the J&DR District Courts
 May 2016

Pulaski

	Filing Type	Hearings Per Case	Filings	Hearings	Concluded	Clearance Rate
Adult						
Capias	CA	2.0	10	19	6	60%
Criminal Felony	CF	3.5	7	21	2	29%
Criminal Misdemeanor	CM	3.3	28	77	22	79%
Protective Order – Family Abuse	FP	2.2	9	16	6	67%
Protective Order - Violation of Protective Order Conviction	PV	1.0	2	2	2	100%
Show Cause	SC	1.9	27	73	21	78%
Civil Support	VS	1.6	25	44	27	108%
Adult Total			108	252	86	79.6%
Juvenile						
Abuse or Neglect	AN	3.1	1	11	7	700%
Child in Need of Services	CS	1.8	3	7	5	167%
Custody Visitation	CV	1.9	80	183	64	80%
Delinquency Felony	DF	0.0	4	6	0	0%
Delinquency Misdemeanor	DM	2.3	11	21	7	64%
Foster Care Review	FC	1.2	5	6	5	100%
Initial Foster Care Review	IF	1.0	3	3	3	100%
Motion - Modify Protective Order	MP	1.0	4	4	4	100%
Permanency Planning	PH	1.5	4	7	6	150%
Paternity	PT	0.0	2	2	0	0%
Child at Risk of Abuse or Neglect	RI	4.4	10	19	7	70%
Show Cause	SC	3.0	6	9	1	17%
Status Offense	ST	4.0	0	1	1	0%
Traffic	T	1.7	3	5	3	100%
Truancy/Runaway (Child in Need of Supervision)	TR	3.3	2	10	3	150%
Juvenile Total			138	294	116	84.1%
Totals			246	546	202	82.1%



	Total Filings with %
Custody Visitation (CV)	80 33%
Show Cause (SC)	33 13%
Criminal Misdemeanor (CM)	28 11%
Civil Support (VS)	25 10%
Delinquency Misdemeanor (DM)	11 4%
Others	69 28%
Total	246 100%

Special Case Activities

Emergency Protective Order	PE	1.0	28
Emergency Custody Order	EC	1.0	2
Non-Case	NC	0.0	1
Emergency Protective Order	PE	1.0	2
Temporary Detention Order	TD	1.0	4

Commonwealth of Virginia
Caseload Statistics of the J&DR District Courts

Pulaski

April 2016

	Filing Type	Hearings Per Case	Filings	Hearings	Concluded	Clearance Rate
Adult						
Capias	CA	3.6	2	14	5	250%
Criminal Felony	CF	2.7	4	36	26	650%
Criminal Misdemeanor	CM	2.6	18	53	21	117%
Protective Order – Family Abuse	FP	1.6	10	16	8	80%
Motion - Modifv Protective Order	MP	1.0	1	1	1	100%
Protective Order – Stalking/Acts of Violence	PC	0.0	0	1	0	0%
Protective Order - Violation of Protective Order Conviction	PV	1.0	1	1	1	100%
Show Cause	SC	3.2	26	84	37	142%
Restricted License - Support	SL	2.0	0	1	1	0%
Civil Support	VS	1.5	40	59	40	100%
Adult Total			102	266	140	137.3%
Juvenile						
Abuse or Neglect	AN	4.0	7	16	2	29%
Child in Need of Services	CS	0.0	3	4	0	0%
Custody Visitation	CV	2.2	91	204	91	100%
Delinquency Felony	DF	0.0	1	1	0	0%
Delinquency Misdemeanor	DM	2.9	9	35	15	167%
Foster Care Review	FC	1.0	7	7	7	100%
Initial Foster Care Review	IF	1.0	2	2	2	100%
Motion - Modifv Protective Order	MP	1.0	3	3	3	100%
Permanency Planning	PH	1.0	3	3	1	33%
Paternity	PT	0.0	1	1	0	0%
Child at Risk of Abuse or Neglect	RI	5.0	2	10	3	150%
Show Cause	SC	4.0	0	4	1	0%
Status Offense	ST	1.0	1	2	1	100%
Traffic	T	1.7	7	18	10	143%
Termination of Parental Rights	TP	3.0	0	1	1	0%
Truancy/Runaway (Child in Need of Supervision)	TR	1.0	4	9	1	25%
Juvenile Total			141	320	138	97.9%
Totals			243	586	278	114.4%

New Cases



	Total Filings with %
Custody Visitation (CV)	91 37%
Civil Support (VS)	40 16%
Show Cause (SC)	26 11%
Criminal Misdemeanor (CM)	18 7%
Protective Order – Family Abuse (FP)	10 4%
Others	58 24%
Total	243 100%

Special Case Activities

Emergency Protective Order	PE	1.0	20
Non-Case	NC	1.0	6
Temporary Detention Order	TD	1.0	2

Commonwealth of Virginia
 Caseload Statistics of the J&DR District Courts

Pulaski

March 2016

	Filing Type	Hearings Per Case	Filings	Hearings	Concluded	Clearance Rate
Adult						
Capias	CA	1.5	8	14	2	25%
Criminal Felony	CF	2.8	26	42	4	15%
Criminal Misdemeanor	CM	3.1	21	59	17	81%
Protective Order – Family Abuse	FP	2.1	5	13	7	140%
Motion - Modifv Protective Order	MP	1.0	2	2	2	100%
Protective Order – Stalking/Acts of Violence	PC	3.0	1	3	1	100%
Protective Order - Violation of Protective Order Conviction	PV	1.0	1	1	1	100%
Remand Support	RS	1.0	1	1	1	100%
Show Cause	SC	2.5	34	72	28	82%
Restricted License - Support	SL	0.0	1	1	0	0%
Civil Support	VS	1.2	41	50	25	61%
Adult Total			141	258	88	62.4%
Juvenile						
Abuse or Neglect	AN	3.7	1	7	3	300%
Child in Need of Services	CS	0.0	0	1	0	0%
Custody Visitation	CV	2.0	88	211	79	90%
Delinquency Felony	DF	0.0	0	2	0	0%
Delinquency Misdemeanor	DM	2.9	5	28	12	240%
Foster Care Review	FC	1.0	2	2	2	100%
Initial Foster Care Review	IF	1.0	3	3	3	100%
Permanency Planning	PH	1.0	5	5	5	100%
Paternity	PT	3.0	0	1	1	0%
Remand Custody	RC	1.0	1	1	1	100%
Child at Risk of Abuse or Neglect	RI	2.6	1	17	7	700%
Remand Visitation	RV	1.0	1	1	1	100%
Show Cause	SC	3.0	2	4	2	100%
Status Offense	ST	3.0	0	2	1	0%
Traffic	T	1.3	5	6	3	60%
Truancy/Runaway (Child in Need of Supervision)	TR	2.3	4	9	3	75%
Juvenile Total			118	300	123	104.2%
Totals			259	558	211	81.5%



	Total Filings with %
Custody Visitation (CV)	88 34%
Civil Support (VS)	41 16%
Show Cause (SC)	36 14%
Criminal Felony (CF)	26 10%
Criminal Misdemeanor (CM)	21 8%
Others	47 18%
Total	259 100%

Special Case Activities

Emergency Protective Order	PE	1.0	21
Mental Commitment	MC	1.0	1
Non-Case	NC	1.0	3
Temporary Detention Order	TD	1.0	8

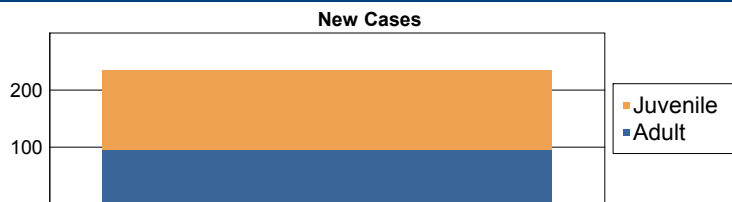
**Commonwealth of Virginia
Caseload Statistics of the J&DR District Courts**

Pulaski

February 2016

	Filing Type	Hearings Per Case	Filings	Hearings	Concluded	Clearance Rate
Adult						
Capias	CA	3.5	3	8	4	133%
Criminal Felony	CF	3.0	3	15	6	200%
Criminal Misdemeanor	CM	3.9	16	61	26	163%
Protective Order – Family Abuse	FP	1.9	9	17	9	100%
Motion - Modifv Protective Order	MP	2.0	0	1	1	0%
Protective Order – Stalking/Acts of Violence	PC	0.0	1	1	0	0%
Protective Order - Violation of Protective Order Conviction	PV	1.0	1	1	1	100%
Show Cause	SC	2.2	27	73	26	96%
Civil Support	VS	1.5	35	49	39	111%
Adult Total			95	226	112	117.9%
Juvenile						
Abuse or Neglect	AN	4.3	2	11	3	150%
Child in Need of Services	CS	6.0	0	2	1	0%
Custody Visitation	CV	1.9	102	187	107	105%
Delinquency Felony	DF	15.0	0	4	3	0%
Delinquency Misdemeanor	DM	2.5	11	33	10	91%
Foster Care Review	FC	1.0	3	3	3	100%
Initial Foster Care Review	IF	1.0	3	3	3	100%
Child at Risk of Abuse or Neglect	RI	1.0	8	20	1	13%
Show Cause	SC	0.0	1	5	0	0%
Status Offense	ST	2.0	2	3	2	100%
Traffic	T	0.0	3	3	0	0%
Termination of Parental Rights	TP	2.0	0	2	1	0%
Truancy/Runaway (Child in Need of Supervision)	TR	3.0	5	12	3	60%
Juvenile Total			140	288	137	97.9%

Totals	235	514	249	106.0%
---------------	------------	------------	------------	---------------



	Total Filings with %
Custody Visitation (CV)	102 43%
Civil Support (VS)	35 15%
Show Cause (SC)	28 12%
Criminal Misdemeanor (CM)	16 7%
Delinquency Misdemeanor (DM)	11 5%
Others	43 18%
Total	235 100%

Special Case Activities

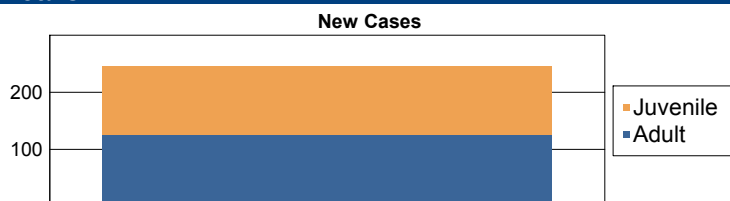
Emergency Protective Order	PE	1.0	20
Non-Case	NC	1.0	2
Temporary Detention Order	TD	1.0	12

Commonwealth of Virginia
Caseload Statistics of the J&DR District Courts

Pulaski

January 2016

	Filing Type	Hearings Per Case	Filings	Hearings	Concluded	Clearance Rate
Adult						
Protective Order - Non Familv Abuse	AP	3.0	1	3	1	100%
Capias	CA	2.3	10	20	9	90%
Criminal Felonv	CF	2.8	11	31	9	82%
Criminal Misdemeanor	CM	3.1	25	69	18	72%
Protective Order – Familv Abuse	FP	1.6	10	15	7	70%
Motion - Modifv Protective Order	MP	1.0	3	3	2	67%
Other	OT	1.0	1	1	1	100%
Show Cause	SC	2.9	36	93	35	97%
Civil Support	VS	1.6	28	45	33	118%
Adult Total			125	280	115	92.0%
Juvenile						
Abuse or Neglect	AN	3.8	3	13	4	133%
Capias	CA	3.3	0	4	3	0%
Child in Need of Services	CS	0.0	0	1	0	0%
Custody Visitation	CV	2.4	71	185	77	108%
Delinquency Felonv	DF	6.3	0	9	3	0%
Delinquency Misdemeanor	DM	2.7	13	39	15	115%
Foster Care Review	FC	1.4	3	5	5	167%
Initial Foster Care Review	IF	1.0	5	5	5	100%
Permanency Planning	PH	1.0	7	7	6	86%
Paternity	PT	0.0	0	1	0	0%
Child at Risk of Abuse or Neglect	RI	0.0	6	10	0	0%
Show Cause	SC	4.5	3	7	2	67%
Status Offense	ST	1.5	2	3	2	100%
Traffic	T	2.2	5	12	5	100%
Termination of Parental Rights	TP	3.0	0	4	4	0%
Truancy/Runaway (Child in Need of Supervision)	TR	3.0	2	6	1	50%
Juvenile Total			120	311	132	110.0%
Totals			245	591	247	100.8%



	Total Filings with %
Custody Visitation (CV)	71 29%
Show Cause (SC)	39 16%
Civil Support (VS)	28 11%
Criminal Misdemeanor (CM)	25 10%
Delinquency Misdemeanor (DM)	13 5%
Others	69 28%
Total	245 100%

Special Case Activities

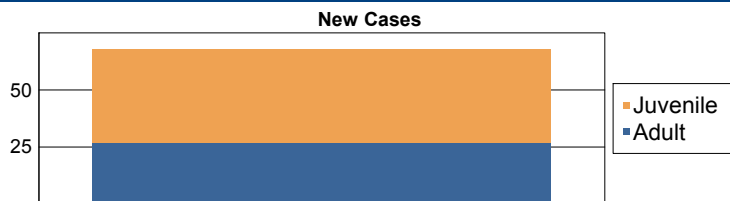
Emergency Protective Order	PE	1.1	33
Temporary Detention Order	TD	1.0	2

Commonwealth of Virginia
Caseload Statistics of the J&DR District Courts

Radford

December 2016

	Filing Type	Hearings Per Case	Filings	Hearings	Concluded	Clearance Rate
Adult						
Capias	CA	3.0	0	1	1	0%
Criminal Felony	CF	5.0	0	4	2	0%
Criminal Misdemeanor	CM	3.3	7	24	6	86%
Protective Order – Family Abuse	FP	2.0	1	2	1	100%
Motion - Modifv Protective Order	MP	1.0	1	1	1	100%
Show Cause	SC	2.4	10	16	5	50%
Civil Support	VS	1.0	8	8	6	75%
Adult Total			27	56	22	81.5%
Juvenile						
Abuse or Neglect	AN	0.0	1	1	0	0%
Custody Visitation	CV	2.1	13	29	17	131%
Delinquency Felony	DF	3.0	11	16	1	9%
Delinquency Misdemeanor	DM	3.0	9	14	2	22%
Permanency Planning	PH	1.0	1	1	1	100%
Show Cause	SC	1.0	2	2	1	50%
Status Offense	ST	0.0	2	2	0	0%
Traffic	T	0.0	2	2	0	0%
Juvenile Total			41	67	22	53.7%
Totals			68	123	44	64.7%



	Total Filings with %	
Custody Visitation (CV)	13	19%
Show Cause (SC)	12	18%
Delinquency Felony (DF)	11	16%
Delinquency Misdemeanor (DM)	9	13%
Civil Support (VS)	8	12%
Others	15	22%
Total	68	100%

Special Case Activities

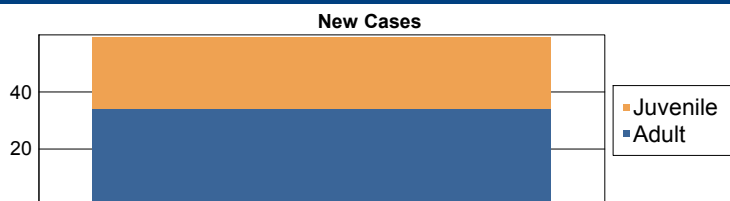
Emergency Protective Order	PE	1.0	9
Temporary Detention Order	TD	1.0	6

Commonwealth of Virginia
Caseload Statistics of the J&DR District Courts

Radford

November 2016

	Filing Type	Hearings Per Case	Filings	Hearings	Concluded	Clearance Rate
Adult						
Capias	CA	0.0	3	6	0	0%
Criminal Felony	CF	4.0	2	4	1	50%
Criminal Misdemeanor	CM	3.0	9	41	23	256%
Protective Order – Family Abuse	FP	2.5	1	3	2	200%
Show Cause	SC	4.0	6	23	4	67%
Civil Support	VS	1.3	13	17	9	69%
Adult Total			34	94	39	114.7%
Juvenile						
Custody Visitation	CV	2.7	15	37	18	120%
Delinquency Felony	DF	0.0	0	4	0	0%
Delinquency Misdemeanor	DM	4.7	3	14	6	200%
Foster Care Review	FC	1.0	1	1	1	100%
Permanency Planning	PH	1.0	1	1	1	100%
Show Cause	SC	0.0	2	2	0	0%
Traffic	T	5.2	2	8	5	250%
Termination of Parental Rights	TP	4.0	0	1	1	0%
	VA	1.0	1	1	1	100%
Juvenile Total			25	69	33	132.0%
Totals			59	163	72	122.0%



	Total Filings with %	
Custody Visitation (CV)	15	25%
Civil Support (VS)	13	22%
Criminal Misdemeanor (CM)	9	15%
Show Cause (SC)	8	14%
Capias (CA)	3	5%
Others	11	19%
Total	59	100%

Special Case Activities

Emergency Protective Order	PE	1.0	8
----------------------------	----	-----	---

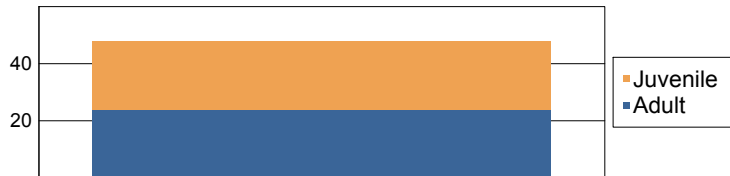
Commonwealth of Virginia
 Caseload Statistics of the J&DR District Courts

Radford

October 2016

	Filing Type	Hearings Per Case	Filings	Hearings	Concluded	Clearance Rate
Adult						
Capias	CA	1.0	2	3	1	50%
Criminal Felony	CF	4.0	0	5	1	0%
Criminal Misdemeanor	CM	2.3	7	24	8	114%
Protective Order – Family Abuse	FP	0.0	0	1	0	0%
Motion - Modifv Protective Order	MP	1.0	1	1	1	100%
Show Cause	SC	2.7	3	31	12	400%
Civil Support	VS	1.8	11	20	16	145%
Adult Total			24	85	39	162.5%
Juvenile						
Custody Visitation	CV	2.5	12	42	12	100%
Delinquency Felony	DF	3.4	1	15	7	700%
Delinquency Misdemeanor	DM	1.0	5	12	1	20%
Foster Care Review	FC	1.0	3	3	3	100%
Motion - Modifv Protective Order	MP	1.0	2	2	2	100%
Paternity	PT	1.0	1	1	1	100%
Show Cause	SC	3.0	0	1	1	0%
Traffic	T	2.0	0	5	4	0%
Truancy/Runaway (Child in Need of Supervision)	TR	3.0	0	1	1	0%
Juvenile Total			24	82	32	133.3%
Totals			48	167	71	147.9%

New Cases



	Total Filings with %
Custody Visitation (CV)	12 25%
Civil Support (VS)	11 23%
Criminal Misdemeanor (CM)	7 15%
Delinquency Misdemeanor (DM)	5 10%
Foster Care Review (FC)	3 6%
Others	10 21%
Total	48 100%

Special Case Activities

Emergency Protective Order	PE	1.0	4
----------------------------	----	-----	---

Commonwealth of Virginia
Caseload Statistics of the J&DR District Courts

Radford

September 2016

	Filing Type	Hearings Per Case	Filings	Hearings	Concluded	Clearance Rate
Adult						
Criminal Felonv	CF	4.5	1	5	2	200%
Criminal Misdemeanor	CM	3.4	8	43	24	300%
Protective Order – Family Abuse	FP	2.0	1	6	5	500%
Motion - Modifv Protective Order	MP	1.0	1	1	1	100%
Show Cause	SC	2.0	7	14	4	57%
Civil Support	VS	2.0	5	8	4	80%
Adult Total			23	77	40	173.9%
Juvenile						
Custodv Visitation	CV	2.5	13	37	16	123%
Delinquencv Felonv	DF	2.3	1	9	3	300%
Delinquencv Misdemeanor	DM	4.0	1	11	3	300%
Foster Care Review	FC	1.0	2	2	2	100%
Motion - Modifv Protective Order	MP	1.0	3	3	3	100%
Permanencv Planning	PH	1.0	2	2	1	50%
Paternity	PT	1.0	1	1	1	100%
Show Cause	SC	0.0	1	2	0	0%
Traffic	T	0.0	1	2	0	0%
Juvenile Total			25	69	29	116.0%
Totals			48	146	69	143.8%

New Cases



	Total Filings with %
Custody Visitation (CV)	13 27%
Criminal Misdemeanor (CM)	8 17%
Show Cause (SC)	8 17%
Civil Support (VS)	5 10%
Motion - Modify Protective Order (MP)	4 8%
Others	10 21%
Total	48 100%

Special Case Activities

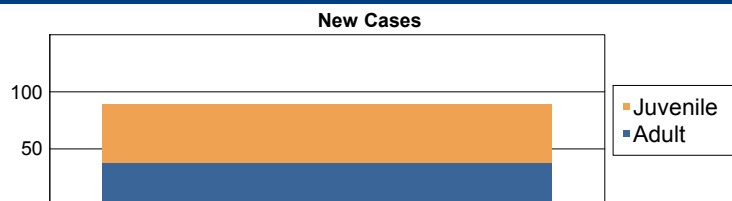
Emeraency Protective Order	PE	1.0	4
Temporarv Detention Order	TD	1.0	2

Commonwealth of Virginia
Caseload Statistics of the J&DR District Courts

Radford

August 2016

	Filing Type	Hearings Per Case	Filings	Hearings	Concluded	Clearance Rate
Adult						
Capias	CA	2.0	0	2	1	0%
Criminal Felonv	CF	3.0	2	8	1	50%
Criminal Misdemeanor	CM	4.9	15	42	14	93%
Protective Order – Family Abuse	FP	3.0	5	6	1	20%
Remand Support	RS	1.0	1	1	1	100%
Show Cause	SC	1.9	5	23	14	280%
Restricted License - Support	SL	1.0	1	1	1	100%
Civil Support	VS	1.0	9	14	5	56%
Adult Total			38	97	38	100.0%
Juvenile						
Abuse or Neglect	AN	2.0	0	1	1	0%
Child in Need of Services	CS	3.0	0	2	1	0%
Custody Visitation	CV	2.1	22	48	14	64%
Delinquency Felonv	DF	3.0	2	10	1	50%
Delinquency Misdemeanor	DM	4.0	8	17	2	25%
Entrustment Agreement	ET	2.0	0	1	1	0%
Foster Care Review	FC	2.0	1	2	1	100%
Motion - Modifv Protective Order	MP	1.0	1	1	1	100%
Permanency Planning	PH	1.8	5	9	5	100%
Paternity	PT	1.0	1	1	1	100%
Remand Custody	RC	1.0	1	1	1	100%
Child at Risk of Abuse or Neglect	RI	2.0	0	2	2	0%
Traffic	T	2.6	9	14	5	56%
Termination of Parental Rights	TP	2.8	0	9	4	0%
Truancy/Runaway (Child in Need of Supervision)	TR	0.0	1	2	0	0%
Juvenile Total			51	120	40	78.4%
Totals			89	217	78	87.6%



	Total Filings with %
Custody Visitation (CV)	22 25%
Criminal Misdemeanor (CM)	15 17%
Civil Support (VS)	9 10%
Traffic (T)	9 10%
Delinquency Misdemeanor (DM)	8 9%
Others	26 29%
Total	89 100%

Special Case Activities


Emergency Protective Order	PE	1.0	9
----------------------------	----	-----	---

Commonwealth of Virginia
Caseload Statistics of the J&DR District Courts

Radford

July 2016

	Filing Type	Hearings Per Case	Filings	Hearings	Concluded	Clearance Rate
Adult						
Capias	CA	2.0	1	3	2	200%
Criminal Felony	CF	2.5	2	14	12	600%
Criminal Misdemeanor	CM	2.5	11	24	2	18%
Protective Order – Family Abuse	FP	2.0	2	4	1	50%
Show Cause	SC	2.6	18	35	10	56%
Civil Support	VS	1.8	10	15	11	110%
Adult Total			44	95	38	86.4%
Juvenile						
Abuse or Neglect	AN	0.0	1	1	0	0%
Child in Need of Services	CS	0.0	1	1	0	0%
Custody Visitation	CV	2.5	20	39	18	90%
Delinquency Felony	DF	0.0	1	14	0	0%
Delinquency Misdemeanor	DM	3.0	2	6	2	100%
Foster Care Review	FC	1.0	1	1	1	100%
Permanency Planning	PH	1.0	1	1	1	100%
Child at Risk of Abuse or Neglect	RI	0.0	2	2	0	0%
Termination of Parental Rights	TP	0.0	4	4	0	0%
Juvenile Total			33	69	22	66.7%
Totals			77	164	60	77.9%



	Total Filings with %	
Custody Visitation (CV)	20	26%
Show Cause (SC)	18	23%
Criminal Misdemeanor (CM)	11	14%
Civil Support (VS)	10	13%
Termination of Parental Rights (TP)	4	5%
Others	14	18%
Total	77	100%

Special Case Activities

Emergency Protective Order	PE	1.0	12
----------------------------	----	-----	----

Commonwealth of Virginia
Caseload Statistics of the J&DR District Courts

Radford

June 2016

	Filing Type	Hearings Per Case	Filings	Hearings	Concluded	Clearance Rate
Adult						
Capias	CA	1.0	3	3	1	33%
Criminal Felonv	CF	3.0	2	8	2	100%
Criminal Misdemeanor	CM	2.6	9	46	9	100%
Protective Order – Family Abuse	FP	2.0	1	3	2	200%
Show Cause	SC	3.3	14	24	6	43%
Civil Support	VS	1.3	8	11	8	100%
Adult Total			37	95	28	75.7%
Juvenile						
Abuse or Neglect	AN	4.0	0	3	3	0%
Custody Visitation	CV	2.8	15	39	16	107%
Delinquency Felonv	DF	0.0	4	8	0	0%
Delinquency Misdemeanor	DM	4.6	1	11	8	800%
Entrustment Agreement	ET	0.0	1	1	0	0%
Foster Care Review	FC	1.0	1	1	1	100%
Initial Foster Care Review	IF	1.0	3	3	3	100%
Permanency Planning	PH	1.0	1	1	1	100%
Paternity	PT	1.0	2	2	2	100%
Show Cause	SC	8.0	0	1	1	0%
Traffic	T	2.0	2	8	2	100%
Termination of Parental Rights	TP	1.0	4	4	3	75%
Juvenile Total			34	82	40	117.6%
Totals			71	177	68	95.8%



	Total Filings with %	
Custody Visitation (CV)	15	21%
Show Cause (SC)	14	20%
Criminal Misdemeanor (CM)	9	13%
Civil Support (VS)	8	11%
Delinquency Felony (DF)	4	6%
Others	21	30%
Total	71	100%

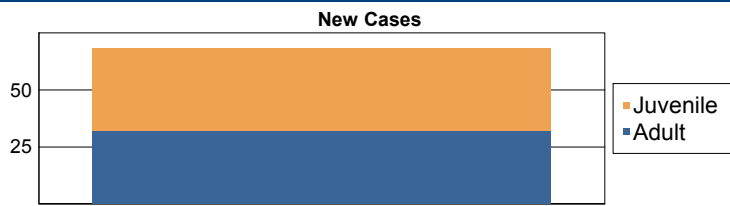
Special Case Activities

Emergency Protective Order	PE	1.0	5
Temporary Detention Order	TD	1.0	2

Commonwealth of Virginia
 Caseload Statistics of the J&DR District Courts
 May 2016

Radford

	Filing Type	Hearings Per Case	Filings	Hearings	Concluded	Clearance Rate
Adult						
Criminal Felony	CF	3.0	0	4	4	0%
Criminal Misdemeanor	CM	2.8	17	43	8	47%
Protective Order – Family Abuse	FP	2.5	2	4	2	100%
Other	OT	1.0	3	3	3	100%
Show Cause	SC	2.8	4	16	9	225%
Civil Support	VS	1.7	6	13	6	100%
Adult Total			32	83	32	100.0%
Juvenile						
Abuse or Neglect	AN	4.0	0	7	2	0%
Custody Visitation	CV	2.1	12	42	18	150%
Delinquency Felony	DF	3.5	12	27	11	92%
Delinquency Misdemeanor	DM	2.5	5	11	4	80%
Foster Care Review	FC	2.0	1	2	1	100%
Initial Foster Care Review	IF	1.0	2	2	2	100%
Show Cause	SC	5.3	0	3	3	0%
Status Offense	ST	3.0	0	1	1	0%
Traffic	T	4.0	4	13	5	125%
Juvenile Total			36	108	47	130.6%
Totals			68	191	79	116.2%



	Total Filings with %
Criminal Misdemeanor (CM)	17 25%
Custody Visitation (CV)	12 18%
Delinquency Felony (DF)	12 18%
Civil Support (VS)	6 9%
Delinquency Misdemeanor (DM)	5 7%
Others	16 24%
Total	68 100%

Special Case Activities

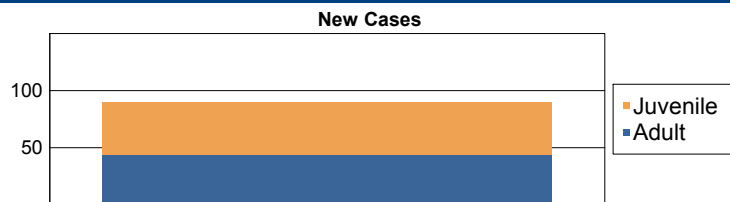
Emergency Protective Order	PE	1.0	6
Temporary Detention Order	TD	1.0	4

Commonwealth of Virginia
Caseload Statistics of the J&DR District Courts

Radford

April 2016

	Filing Type	Hearings Per Case	Filings	Hearings	Concluded	Clearance Rate
Adult						
Capias	CA	0.0	1	2	0	0%
Criminal Felonv	CF	3.0	17	30	1	6%
Criminal Misdemeanor	CM	2.0	12	23	3	25%
Protective Order – Family Abuse	FP	2.0	2	4	2	100%
Motion - Modifv Protective Order	MP	4.0	0	1	1	0%
Remand Support	RS	1.0	1	1	1	100%
Show Cause	SC	2.8	6	19	8	133%
Restricted License - Support	SL	1.0	1	1	1	100%
Civil Support	VS	4.0	4	7	4	100%
Adult Total			44	88	21	47.7%
Juvenile						
Abuse or Neglect	AN	3.3	4	12	3	75%
Capias	CA	2.0	0	2	2	0%
Custody Visitation	CV	1.3	25	40	13	52%
Delinquency Felonv	DF	0.0	2	5	0	0%
Delinquency Misdemeanor	DM	4.0	4	14	6	150%
Remand Custody	RC	1.0	3	3	3	100%
Remand Visitation	RV	1.0	3	3	3	100%
Show Cause	SC	6.0	0	6	2	0%
Status Offense	ST	0.0	1	2	0	0%
Traffic	T	1.3	4	13	3	75%
Termination of Parental Rights	TP	2.0	0	1	1	0%
Juvenile Total			46	101	36	78.3%
Totals			90	189	57	63.3%



	Total Filings with %
Custody Visitation (CV)	25 28%
Criminal Felony (CF)	17 19%
Criminal Misdemeanor (CM)	12 13%
Show Cause (SC)	6 7%
Abuse or Neglect (AN)	4 4%
Others	26 29%
Total	90 100%

Special Case Activities

Emeraency Protective Order	PE	1.0	7
Temporary Detention Order	TD	1.0	4


Commonwealth of Virginia
Caseload Statistics of the J&DR District Courts

Radford

March 2016

	Filing Type	Hearings Per Case	Filings	Hearings	Concluded	Clearance Rate
Adult						
Capias	CA	2.0	0	1	1	0%
Criminal Felonv	CF	3.0	2	9	3	150%
Criminal Misdemeanor	CM	3.7	7	22	9	129%
Protective Order – Family Abuse	FP	1.3	5	7	4	80%
Motion - Modifv Protective Order	MP	0.0	0	2	0	0%
Other	OT	1.0	2	2	2	100%
Show Cause	SC	3.3	7	29	15	214%
Civil Support	VS	1.8	12	19	15	125%
Adult Total			35	91	49	140.0%
Juvenile						
Abuse or Neglect	AN	5.0	4	9	1	25%
Capias	CA	0.0	2	2	0	0%
Custody Visitation	CV	1.6	26	41	19	73%
Delinquency Felonv	DF	5.8	0	15	13	0%
Delinquency Misdemeanor	DM	5.9	1	23	8	800%
Foster Care Review	FC	1.0	7	7	7	100%
Initial Foster Care Review	IF	1.0	2	2	2	100%
Permanency Planning	PH	1.0	3	3	3	100%
Show Cause	SC	5.0	0	8	1	0%
Status Offense	ST	4.3	0	6	4	0%
Traffic	T	2.5	2	13	2	100%
Juvenile Total			47	129	60	127.7%
Totals			82	220	109	132.9%

New Cases



	Total Filings with %
Custody Visitation (CV)	26 32%
Civil Support (VS)	12 15%
Criminal Misdemeanor (CM)	7 9%
Foster Care Review (FC)	7 9%
Show Cause (SC)	7 9%
Others	23 28%
Total	82 100%

Special Case Activities

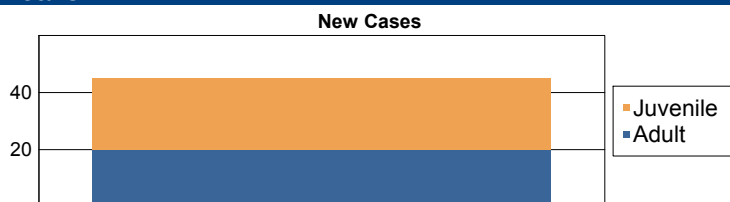
Emergency Protective Order	PE	1.0	6
----------------------------	----	-----	---

**Commonwealth of Virginia
Caseload Statistics of the J&DR District Courts**

Radford

February 2016

	Filing Type	Hearings Per Case	Filings	Hearings	Concluded	Clearance Rate
Adult						
Capias	CA	3.0	0	2	1	0%
Criminal Felonv	CF	2.3	2	5	3	150%
Criminal Misdemeanor	CM	2.7	5	19	6	120%
Protective Order – Family Abuse	FP	2.0	1	2	1	100%
Motion - Modifv Protective Order	MP	0.0	1	1	0	0%
Remand Support	RS	1.0	1	1	1	100%
Show Cause	SC	3.0	4	16	2	50%
Civil Support	VS	1.7	6	11	6	100%
Adult Total			20	57	20	100.0%
Juvenile						
Abuse or Neglect	AN	3.7	0	4	3	0%
Child in Need of Services	CS	4.0	0	1	1	0%
Custody Visitation	CV	2.2	8	29	18	225%
Delinquency Felonv	DF	11.2	0	21	11	0%
Delinquency Misdemeanor	DM	9.5	1	6	4	400%
Foster Care Review	FC	1.0	3	3	3	100%
Initial Foster Care Review	IF	1.0	2	2	2	100%
Permanency Planning	PH	1.0	1	1	1	100%
Paternity	PT	1.0	1	1	1	100%
Remand Custody	RC	1.0	2	2	2	100%
Restoration of Parental Rights	RR	3.0	0	1	1	0%
Remand Visitation	RV	1.0	2	2	2	100%
Show Cause	SC	0.0	1	3	0	0%
Status Offense	ST	0.0	2	3	0	0%
Traffic	T	0.0	0	2	0	0%
Termination of Parental Rights	TP	1.0	2	2	1	50%
Juvenile Total			25	83	50	200.0%
Totals			45	140	70	155.6%



	Total Filings with %
Custody Visitation (CV)	8 18%
Civil Support (VS)	6 13%
Criminal Misdemeanor (CM)	5 11%
Show Cause (SC)	5 11%
Foster Care Review (FC)	3 7%
Others	18 40%
Total	45 100%

Special Case Activities


Emergency Protective Order	PE	1.0	6
Temporary Detention Order	TD	1.0	2

Commonwealth of Virginia
Caseload Statistics of the J&DR District Courts

Radford

January 2016

	Filing Type	Hearings Per Case	Filings	Hearings	Concluded	Clearance Rate
Adult						
Capias	CA	4.0	1	4	3	300%
Criminal Felonv	CF	3.0	2	4	1	50%
Criminal Misdemeanor	CM	4.6	10	25	9	90%
Other	OT	1.7	3	5	3	100%
Show Cause	SC	2.0	17	33	8	47%
Civil Support	VS	1.7	5	10	3	60%
Adult Total			38	81	27	71.1%
Juvenile						
Abuse or Neadlect	AN	0.0	1	6	0	0%
Custody Visitation	CV	2.4	16	36	12	75%
Delinquency Felonv	DF	3.2	0	36	6	0%
Delinquency Misdemeanor	DM	3.4	4	30	5	125%
Child at Risk of Abuse or Neadlect	RI	3.0	2	6	2	100%
Show Cause	SC	0.0	4	12	0	0%
Status Offense	ST	1.0	2	8	1	50%
Traffic	T	4.0	9	10	1	11%
Juvenile Total			38	144	27	71.1%
Totals			76	225	54	71.1%



	Total Filings with %
Show Cause (SC)	21 28%
Custody Visitation (CV)	16 21%
Criminal Misdemeanor (CM)	10 13%
Traffic (T)	9 12%
Civil Support (VS)	5 7%
Others	15 20%
Total	76 100%

Special Case Activities

Emergency Protective Order	PE	1.0	7
----------------------------	----	-----	---


Commonwealth of Virginia
Caseload Statistics of the J&DR District Courts

Rappahannock

December 2016

	Filing Type	Hearings Per Case	Filings	Hearings	Concluded	Clearance Rate
Adult						
Capias	CA	0.0	1	1	0	0%
Criminal Misdemeanor	CM	3.5	3	8	4	133%
Show Cause	SC	1.8	3	11	8	267%
Civil Support	VS	0.0	1	2	0	0%
Adult Total			8	22	12	150.0%
Juvenile						
Abuse or Neglect	AN	3.0	0	3	3	0%
Child in Need of Services	CS	0.0	0	1	0	0%
Custody Visitation	CV	1.0	20	20	6	30%
Delinquency Misdemeanor	DM	3.5	1	3	2	200%
Initial Foster Care Review	IF	1.0	3	3	3	100%
Traffic	T	1.0	1	1	1	100%
Truancy/Runaway (Child in Need of Supervision)	TR	0.0	0	1	0	0%
Juvenile Total			25	32	15	60.0%
Totals			33	54	27	81.8%

New Cases



	Total Filings with %	
Custody Visitation (CV)	20	61%
Criminal Misdemeanor (CM)	3	9%
Initial Foster Care Review (IF)	3	9%
Show Cause (SC)	3	9%
Capias (CA)	1	3%
Others	3	9%
Total	33	100%

Special Case Activities

Emergency Protective Order	PE	1.0	1
Non-Case	NC	2.0	1

Commonwealth of Virginia
Caseload Statistics of the J&DR District Courts

Rappahannock

November 2016

	Filing Type	Hearings Per Case	Filings	Hearings	Concluded	Clearance Rate
Adult						
Criminal Misdemeanor	CM	2.5	1	3	2	200%
Protective Order – Familv Abuse	FP	0.0	1	2	0	0%
Show Cause	SC	2.0	0	4	3	0%
Civil Support	VS	1.0	1	1	1	100%
Adult Total			3	10	6	200.0%
Juvenile						
Abuse or Neglect	AN	0.0	0	2	0	0%
Protective Order – Non Familv Abuse	AP	4.0	0	1	1	0%
Child in Need of Services	CS	2.0	0	3	1	0%
Custody Visitation	CV	2.5	10	21	15	150%
Delinquency Misdemeanor	DM	0.0	3	3	0	0%
Entrustment Agreement	ET	1.0	2	2	2	100%
Initial Foster Care Review	IF	1.0	2	2	2	100%
Motion - Modifv Protective Order	MP	1.0	5	5	5	100%
Permanency Planning	PH	1.0	3	3	3	100%
Traffic	T	1.0	1	0	1	100%
Juvenile Total			26	42	30	115.4%
Totals			29	52	36	124.1%



	Total Filings	%
Custody Visitation (CV)	10	34%
Motion - Modify Protective Order (MP)	5	17%
Delinquency Misdemeanor (DM)	3	10%
Permanency Planning (PH)	3	10%
Entrustment Agreement (ET)	2	7%
Others	6	21%
Total	29	100%

Special Case Activities

Emergency Protective Order	PE	1.0	2
Non-Case	NC	1.0	2


Commonwealth of Virginia
Caseload Statistics of the J&DR District Courts

Rappahannock

October 2016

	Filing Type	Hearings Per Case	Filings	Hearings	Concluded	Clearance Rate
Adult						
Capias	CA	2.5	1	7	2	200%
Criminal Misdemeanor	CM	0.0	5	13	0	0%
Show Cause	SC	2.3	6	16	6	100%
Civil Support	VS	3.3	1	4	4	400%
Adult Total			13	40	12	92.3%
Juvenile						
Abuse or Neglect	AN	0.0	4	7	0	0%
Child in Need of Services	CS	0.0	1	1	0	0%
Custody Visitation	CV	2.3	10	16	8	80%
Delinquency Felony	DF	11.0	0	1	1	0%
Delinquency Misdemeanor	DM	2.0	0	1	1	0%
Foster Care Review	FC	1.0	2	2	2	100%
Permanency Planning	PH	1.0	1	1	1	100%
Show Cause	SC	0.0	2	2	0	0%
Truancy/Runaway (Child in Need of Supervision)	TR	3.0	4	7	1	25%
Juvenile Total			24	38	14	58.3%
Totals			37	78	26	70.3%

New Cases



	Total Filings with %
Custody Visitation (CV)	10 27%
Show Cause (SC)	8 22%
Criminal Misdemeanor (CM)	5 14%
Abuse or Neglect (AN)	4 11%
Truancy/Runaway (Child in Need of S	4 11%
Others	6 16%
Total	37 100%

Special Case Activities

Emergency Protective Order	PE	1.0	1
----------------------------	----	-----	---

Commonwealth of Virginia
Caseload Statistics of the J&DR District Courts

Rappahannock

September 2016

	Filing Type	Hearings Per Case	Filings	Hearings	Concluded	Clearance Rate
Adult						
Bond Forfeiture Show Cause	BF	0.0	0	1	0	0%
Capias	CA	4.0	0	2	1	0%
Criminal Misdemeanor	CM	3.5	1	7	2	200%
Remand Support	RS	1.0	2	2	2	100%
Show Cause	SC	1.5	5	6	2	40%
Civil Support	VS	1.8	3	6	6	200%
Adult Total			11	24	13	118.2%
Juvenile						
Child in Need of Services	CS	0.0	1	1	0	0%
Custody Visitation	CV	2.5	10	29	4	40%
Foster Care Review	FC	1.0	2	2	2	100%
Motion - Modifv Protective Order	MP	1.5	2	4	4	200%
Permanency Planning	PH	1.0	5	5	5	100%
Paternity	PT	3.3	0	4	3	0%
Remand Custody	RC	1.0	1	1	1	100%
Juvenile Total			21	46	19	90.5%
Totals			32	70	32	100.0%

New Cases



	Total Filings with %
Custody Visitation (CV)	10 31%
Permanency Planning (PH)	5 16%
Show Cause (SC)	5 16%
Civil Support (VS)	3 9%
Foster Care Review (FC)	2 6%
Others	7 22%
Total	32 100%

Special Case Activities

Emergency Protective Order	PE	1.0	3
----------------------------	----	-----	---

Commonwealth of Virginia
Caseload Statistics of the J&DR District Courts
August 2016

Rappahannock

	Filing Type	Hearings Per Case	Filings	Hearings	Concluded	Clearance Rate
Adult						
Capias	CA	3.0	0	1	1	0%
Criminal Misdemeanor	CM	4.5	1	3	2	200%
Protective Order – Family Abuse	FP	2.0	1	2	1	100%
Remand Support	RS	1.0	1	1	1	100%
Show Cause	SC	2.8	10	18	8	80%
Civil Support	VS	1.0	3	6	3	100%
Adult Total			16	31	16	100.0%
Juvenile						
Abuse or Neglect	AN	4.0	0	2	2	0%
Custody Visitation	CV	2.1	5	28	20	400%
Delinquency Felony	DF	0.0	0	1	0	0%
Delinquency Misdemeanor	DM	3.0	0	2	1	0%
Traffic	T	1.0	5	2	5	100%
Juvenile Total			10	35	28	280.0%
Totals			26	66	44	169.2%



	Total Filings with %
Show Cause (SC)	10 38%
Custody Visitation (CV)	5 19%
Traffic (T)	5 19%
Civil Support (VS)	3 12%
Criminal Misdemeanor (CM)	1 4%
Others	2 8%
Total	26 100%

Special Case Activities

Emergency Protective Order	PE	1.0	3
Non-Case	NC	2.0	0

Commonwealth of Virginia
Caseload Statistics of the J&DR District Courts

Rappahannock

July 2016

	Filing Type	Hearings Per Case	Filings	Hearings	Concluded	Clearance Rate
Adult						
Bond Forfeiture Show Cause	BF	0.0	1	1	0	0%
Capias	CA	0.0	1	1	0	0%
Criminal Misdemeanor	CM	0.0	3	6	0	0%
Remand Support	RS	1.0	1	1	1	100%
Show Cause	SC	0.0	5	5	0	0%
Civil Support	VS	2.3	3	8	6	200%
Adult Total			14	22	7	50.0%
Juvenile						
Abuse or Neglect	AN	3.5	1	5	2	200%
Protective Order – Non Familv Abuse	AP	0.0	1	3	0	0%
Child in Need of Services	CS	0.0	2	4	0	0%
Custody Visitation	CV	2.0	10	14	3	30%
Delinquency Felony	DF	0.0	0	1	0	0%
Delinquency Misdemeanor	DM	3.5	0	2	2	0%
Foster Care Review	FC	1.0	2	2	2	100%
Motion - Modify Protective Order	MP	1.0	3	3	1	33%
Paternity	PT	2.0	0	1	1	0%
Show Cause	SC	1.0	1	1	1	100%
Traffic	T	2.0	0	1	1	0%
Truancy/Runaway (Child in Need of Supervision)	TR	1.0	1	1	1	100%
Juvenile Total			21	38	14	66.7%
Totals			35	60	21	60.0%

New Cases



	Total Filings with %
Custody Visitation (CV)	10 29%
Show Cause (SC)	6 17%
Civil Support (VS)	3 9%
Criminal Misdemeanor (CM)	3 9%
Motion - Modify Protective Order (MP)	3 9%
Others	10 29%
Total	35 100%

Commonwealth of Virginia
Caseload Statistics of the J&DR District Courts

Rappahannock

June 2016

	Filing Type	Hearings Per Case	Filings	Hearings	Concluded	Clearance Rate
Adult						
Capias	CA	0.0	0	2	0	0%
Criminal Misdemeanor	CM	3.0	1	6	3	300%
Protective Order – Family Abuse	FP	1.0	1	1	1	100%
Remand Support	RS	1.0	1	1	1	100%
Show Cause	SC	2.0	0	8	4	0%
Civil Support	VS	1.7	5	9	3	60%
Adult Total			8	27	12	150.0%
Juvenile						
Abuse or Neglect	AN	4.0	1	4	1	100%
Custody Visitation	CV	2.0	11	27	4	36%
Delinquency Felony	DF	2.0	2	4	2	100%
Delinquency Misdemeanor	DM	3.5	1	4	4	400%
Foster Care Review	FC	1.0	2	2	2	100%
Initial Foster Care Review	IF	1.0	2	2	2	100%
Paternity	PT	0.0	0	3	0	0%
Child at Risk of Abuse or Neglect	RI	4.0	0	2	1	0%
Status Offense	ST	3.0	0	1	1	0%
Traffic	T	2.0	0	1	1	0%
Truancy/Runaway (Child in Need of Supervision)	TR	0.0	0	1	0	0%
Juvenile Total			19	51	18	94.7%
Totals			27	78	30	111.1%



	Total Filings with %
Custody Visitation (CV)	11 41%
Civil Support (VS)	5 19%
Delinquency Felony (DF)	2 7%
Foster Care Review (FC)	2 7%
Initial Foster Care Review (IF)	2 7%
Others	5 19%
Total	27 100%

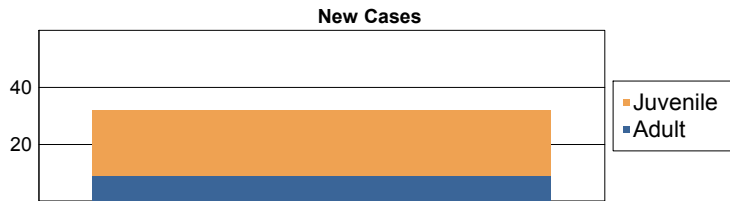
Special Case Activities

Emergency Protective Order	PE	1.0	3
----------------------------	----	-----	---

Commonwealth of Virginia
Caseload Statistics of the J&DR District Courts
 May 2016

Rappahannock

	Filing Type	Hearings Per Case	Filings	Hearings	Concluded	Clearance Rate
Adult						
Capias	CA	0.0	0	1	0	0%
Criminal Misdemeanor	CM	4.0	1	10	1	100%
Protective Order – Family Abuse	FP	2.0	1	2	1	100%
Remand Support	RS	1.0	1	1	1	100%
Show Cause	SC	3.0	4	8	1	25%
Civil Support	VS	1.0	2	2	1	50%
Adult Total			9	24	5	55.6%
Juvenile						
Abuse or Neglect	AN	3.0	0	4	1	0%
Custody Visitation	CV	1.7	8	13	3	38%
Delinquency Misdemeanor	DM	2.0	1	4	4	400%
Entrustment Agreement	ET	1.0	2	2	2	100%
Foster Care Review	FC	1.0	1	1	1	100%
Protective Order – Family Abuse	FP	1.0	1	1	1	100%
Permanency Planning	PH	1.0	3	3	3	100%
Paternity	PT	0.0	4	4	0	0%
Child at Risk of Abuse or Neglect	RI	0.0	0	1	0	0%
Traffic	T	1.0	2	1	1	50%
Truancy/Runaway (Child in Need of Supervision)	TR	0.0	1	1	0	0%
Juvenile Total			23	35	16	69.6%
Totals			32	59	21	65.6%



	Total Filings with %
Custody Visitation (CV)	8 25%
Paternity (PT)	4 13%
Show Cause (SC)	4 13%
Permanency Planning (PH)	3 9%
Civil Support (VS)	2 6%
Others	11 34%
Total	32 100%

Special Case Activities

Emergency Protective Order	PE	1.0	2
Non-Case	NC	1.0	4

Commonwealth of Virginia
Caseload Statistics of the J&DR District Courts

Rappahannock

April 2016

	Filing Type	Hearings Per Case	Filings	Hearings	Concluded	Clearance Rate
Adult						
Capias	CA	3.0	2	6	1	50%
Criminal Felony	CF	2.0	0	1	1	0%
Criminal Misdemeanor	CM	4.3	4	13	4	100%
Protective Order – Family Abuse	FP	2.0	1	2	1	100%
Show Cause	SC	2.0	3	19	9	300%
Civil Support	VS	1.7	3	5	3	100%
Adult Total			13	46	19	146.2%
Juvenile						
Abuse or Neglect	AN	0.0	3	6	0	0%
Custody Visitation	CV	1.5	2	4	4	200%
Delinquency Misdemeanor	DM	2.5	1	4	2	200%
Foster Care Review	FC	1.0	2	2	2	100%
Paternity	PT	3.0	0	1	1	0%
Child at Risk of Abuse or Neglect	RI	0.0	1	2	0	0%
Remand Visitation	RV	1.0	2	2	2	100%
Status Offense	ST	0.0	0	1	0	0%
Traffic	T	1.3	2	2	3	150%
Juvenile Total			13	24	14	107.7%
Totals			26	70	33	126.9%



	Total Filings with %	
Criminal Misdemeanor (CM)	4	15%
Abuse or Neglect (AN)	3	12%
Civil Support (VS)	3	12%
Show Cause (SC)	3	12%
Capias (CA)	2	8%
Others	11	42%
Total	26	100%

Special Case Activities

Emergency Protective Order	PE	1.0	1
Non-Case	NC	1.0	1

Commonwealth of Virginia
Caseload Statistics of the J&DR District Courts

Rappahannock

March 2016

	Filing Type	Hearings Per Case	Filings	Hearings	Concluded	Clearance Rate
Adult						
Capias	CA	0.0	1	1	0	0%
Criminal Felony	CF	3.0	0	1	2	0%
Criminal Misdemeanor	CM	2.3	2	11	3	150%
Protective Order – Family Abuse	FP	2.0	1	2	1	100%
Show Cause	SC	2.0	6	8	2	33%
Civil Support	VS	3.0	3	6	4	133%
Adult Total			13	29	12	92.3%
Juvenile						
Abuse or Neglect	AN	4.0	1	3	1	100%
Custody Visitation	CV	2.0	14	26	6	43%
Delinquency Misdemeanor	DM	3.0	0	1	1	0%
Foster Care Review	FC	1.0	1	1	1	100%
Initial Foster Care Review	IF	1.0	1	1	1	100%
Permanency Planning	PH	1.0	4	4	4	100%
Paternity	PT	0.0	0	1	0	0%
Traffic	T	1.0	1	0	1	100%
Juvenile Total			22	37	15	68.2%
Totals			35	66	27	77.1%

New Cases



	Total Filings with %	
Custody Visitation (CV)	14	40%
Show Cause (SC)	6	17%
Permanency Planning (PH)	4	11%
Civil Support (VS)	3	9%
Criminal Misdemeanor (CM)	2	6%
Others	6	17%
Total	35	100%

Special Case Activities

Non-Case	NC	1.0	1
Emergency Protective Order	PE	1.0	4
Non-Case	NC	0.0	2

Commonwealth of Virginia
Caseload Statistics of the J&DR District Courts

Rappahannock

February 2016

	Filing Type	Hearings Per Case	Filings	Hearings	Concluded	Clearance Rate
Adult						
Criminal Felony	CF	0.0	1	3	0	0%
Criminal Misdemeanor	CM	7.0	5	9	2	40%
Show Cause	SC	1.5	4	6	2	50%
Civil Support	VS	3.0	0	2	2	0%
Adult Total			10	20	6	60.0%
Juvenile						
Abuse or Neglect	AN	0.0	0	2	0	0%
Child in Need of Services	CS	6.0	0	1	1	0%
Custody Visitation	CV	0.0	4	4	0	0%
Delinquency Misdemeanor	DM	3.0	2	5	3	150%
Foster Care Review	FC	1.0	2	2	2	100%
Status Offense	ST	0.0	1	1	0	0%
Traffic	T	0.0	1	1	0	0%
Termination of Parental Rights	TP	2.0	0	2	2	0%
Truancy/Runaway (Child in Need of Supervision)	TR	6.0	0	1	1	0%
Juvenile Total			10	19	9	90.0%
Totals			20	39	15	75.0%

New Cases



	Total Filings with %	
Criminal Misdemeanor (CM)	5	25%
Custody Visitation (CV)	4	20%
Show Cause (SC)	4	20%
Delinquency Misdemeanor (DM)	2	10%
Foster Care Review (FC)	2	10%
Others	3	15%
Total	20	100%

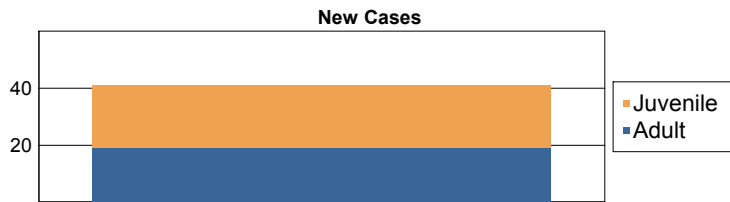
Special Case Activities

Emergency Protective Order	PE	1.0	2
Non-Case	NC	1.0	1

Commonwealth of Virginia
Caseload Statistics of the J&DR District Courts
January 2016

Rappahannock

	Filing Type	Hearings Per Case	Filings	Hearings	Concluded	Clearance Rate
Adult						
Capias	CA	3.0	2	5	1	50%
Criminal Felonv	CF	2.0	0	1	1	0%
Criminal Misdemeanor	CM	1.7	5	7	3	60%
Protective Order – Family Abuse	FP	2.0	1	2	1	100%
Show Cause	SC	1.8	8	16	5	63%
Civil Support	VS	1.5	3	12	6	200%
Adult Total			19	43	17	89.5%
Juvenile						
Abuse or Neglect	AN	0.0	1	1	0	0%
Custody Visitation	CV	2.6	14	28	17	121%
Delinquency Felonv	DF	0.0	0	1	0	0%
Delinquency Misdemeanor	DM	2.7	1	6	3	300%
Foster Care Review	FC	1.0	2	2	2	100%
Permanency Planning	PH	1.0	1	1	1	100%
Paternity	PT	2.0	0	1	1	0%
Traffic	T	1.0	3	1	2	67%
Juvenile Total			22	41	26	118.2%
Totals			41	84	43	104.9%



	Total Filings with %	
Custody Visitation (CV)	14	34%
Show Cause (SC)	8	20%
Criminal Misdemeanor (CM)	5	12%
Civil Support (VS)	3	7%
Traffic (T)	3	7%
Others	8	20%
Total	41	100%

Special Case Activities

Emergency Protective Order	PE	1.0	4
Non-Case	NC	1.0	2

Commonwealth of Virginia
Caseload Statistics of the J&DR District Courts

Richmond

December 2016

	Filing Type	Hearings Per Case	Filings	Hearings	Concluded	Clearance Rate
Adult						
Protective Order - Non Family Abuse	AP	2.0	1	3	2	200%
Capias	CA	2.6	101	293	154	152%
Criminal Felony	CF	2.4	53	134	45	85%
Criminal Misdemeanor	CM	3.0	187	561	221	118%
Protective Order – Family Abuse	FP	2.3	39	85	38	97%
Motion - Modify Protective Order	MP	1.0	5	5	3	60%
Protective Order - Violation of Protective Order Conviction	PV	1.0	1	1	1	100%
Show Cause	SC	3.0	169	528	181	107%
Restricted License - Support	SL	1.3	3	4	4	133%
Civil Support	VS	1.5	93	156	90	97%
Adult Total			652	1,770	739	113.3%
Juvenile						
Abuse or Neglect	AN	3.8	5	55	12	240%
Relief of Custody	CR	1.0	2	2	2	100%
Child in Need of Services	CS	1.0	9	23	2	22%
Custody Visitation	CV	1.7	462	749	394	85%
Delinquency Felony	DF	3.9	46	225	23	50%
Delinquency Misdemeanor	DM	3.3	74	266	63	85%
Emancipation	EP	1.0	1	1	1	100%
Foster Care Review	FC	1.0	20	45	16	80%
Initial Foster Care Review	IF	1.0	19	33	9	47%
Permanency Planning	PH	1.1	30	64	29	97%
Paternity	PT	1.7	29	51	20	69%
Show Cause	SC	2.4	14	32	12	86%
Status Offense	ST	2.3	6	14	8	133%
Traffic	T	2.1	13	38	25	192%
Termination of Parental Rights	TP	1.0	24	28	9	38%
Truancy/Runaway (Child in Need of Supervision)	TR	3.0	0	5	1	0%
	VA	1.0	2	2	1	50%
Juvenile Total			756	1,633	627	82.9%
Totals			1,408	3,403	1,366	97.0%



	Total Filings with %	
Custody Visitation (CV)	462	33%
Criminal Misdemeanor (CM)	187	13%
Show Cause (SC)	183	13%
Capias (CA)	101	7%
Civil Support (VS)	93	7%
Others	382	27%
Total	1,408	100%

Special Case Activities

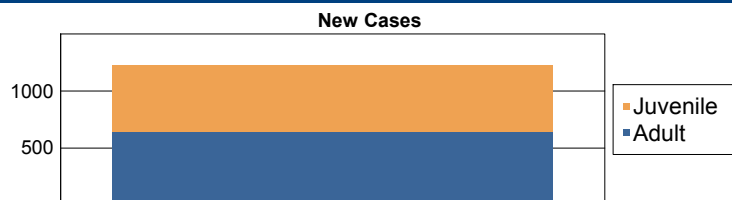
Emergency Protective Order	PE	1.0	105
Mental Commitment	MC	1.0	3
Non-Case	NC	1.3	2
Temporary Detention Order	TD	1.0	2

Commonwealth of Virginia
Caseload Statistics of the J&DR District Courts

Richmond

November 2016

	Filing Type	Hearings Per Case	Filings	Hearings	Concluded	Clearance Rate
Adult						
Protective Order - Non Familv Abuse	AP	0.0	1	1	0	0%
Capias	CA	2.1	100	240	138	138%
Criminal Felony	CF	2.6	42	142	71	169%
Criminal Misdemeanor	CM	2.7	165	543	236	143%
Protective Order – Familv Abuse	FP	2.2	36	72	37	103%
Motion - Modifv Protective Order	MP	1.5	1	2	2	200%
Show Cause	SC	3.1	160	455	189	118%
Restricted License - Support	SL	1.0	1	1	1	100%
Civil Support	VS	1.6	140	207	113	81%
Adult Total			646	1,663	787	121.8%
Juvenile						
Abuse or Neglect	AN	3.2	20	70	22	110%
Relief of Custodv	CR	2.0	0	2	2	0%
Child in Need of Services	CS	2.2	6	15	5	83%
Custodv Visitation	CV	1.8	299	561	344	115%
Delinquency Felony	DF	5.2	48	173	30	63%
Delinquency Misdemeanor	DM	3.9	71	220	61	86%
Foster Care Review	FC	1.0	21	22	21	100%
Initial Foster Care Review	IF	1.0	6	6	6	100%
Juvenile Support	JS	1.0	1	1	1	100%
Permanency Planning	PH	1.0	43	45	42	98%
Paternity	PT	1.8	27	50	15	56%
Show Cause	SC	2.1	2	10	8	400%
Status Offense	ST	2.7	7	17	11	157%
Traffic	T	2.2	11	18	9	82%
Termination of Parental Rights	TP	1.8	23	36	23	100%
Truancy/Runaway (Child in Need of Supervision)	TR	2.5	1	6	2	200%
	VA	1.0	1	1	1	100%
Juvenile Total			587	1,253	603	102.7%
Totals			1,233	2,916	1,390	112.7%



	Total Filings with %
Custody Visitation (CV)	299 24%
Criminal Misdemeanor (CM)	165 13%
Show Cause (SC)	162 13%
Civil Support (VS)	140 11%
Capias (CA)	100 8%
Others	367 30%
Total	1,233 100%

Special Case Activities

Emergency Protective Order	PE	1.0	143
Mental Commitment	MC	1.0	2
Non-Case	NC	1.0	5
Emergency Protective Order	PE	1.0	2
Temporary Detention Order	TD	1.0	14

Commonwealth of Virginia
Caseload Statistics of the J&DR District Courts

Richmond

October 2016

	Filing Type	Hearings Per Case	Filings	Hearings	Concluded	Clearance Rate
Adult						
Protective Order - Non Familv Abuse	AP	1.7	3	5	3	100%
Capias	CA	2.4	113	296	129	114%
Criminal Felonv	CF	2.8	52	145	59	113%
Criminal Misdemeanor	CM	2.9	165	571	234	142%
Protective Order – Familv Abuse	FP	2.1	41	92	40	98%
Motion - Modifv Protective Order	MP	1.0	2	2	2	100%
Show Cause	SC	4.0	185	520	198	107%
Restricted License - Support	SL	1.0	2	2	1	50%
Civil Support	VS	2.0	99	195	91	92%
Adult Total			662	1,828	757	114.4%
Juvenile						
Abuse or Neglect	AN	3.4	22	69	17	77%
Relief of Custodv	CR	0.0	2	2	0	0%
Child in Need of Services	CS	1.2	6	8	6	100%
Custodv Visitation	CV	1.7	430	692	357	83%
Delinquencv Felonv	DF	3.8	51	154	29	57%
Delinquencv Misdemeanor	DM	3.4	55	176	43	78%
Entrustment Agreement	ET	1.0	1	1	1	100%
Foster Care Review	FC	1.1	14	19	14	100%
Initial Foster Care Review	IF	1.1	16	18	16	100%
Juvenile Support	JS	0.0	1	1	0	0%
Permanencv Planning	PH	1.1	26	29	25	96%
Paternity	PT	2.5	21	51	22	105%
Show Cause	SC	2.7	5	15	6	120%
Status Offense	ST	1.5	14	22	10	71%
Traffic	T	1.6	8	22	5	63%
Termination of Parental Rights	TP	1.5	12	24	19	158%
Truancv/Runawav (Child in Need of Supervision)	TR	3.0	0	2	1	0%
	VA	1.0	2	2	2	100%
Juvenile Total			686	1,307	573	83.5%
Totals			1,348	3,135	1,330	98.7%



	Total Filings with %
Custodv Visitation (CV)	430 32%
Show Cause (SC)	190 14%
Criminal Misdemeanor (CM)	165 12%
Capias (CA)	113 8%
Civil Support (VS)	99 7%
Others	351 26%
Total	1,348 100%

Special Case Activities

Emeraencv Protective Order	PE	1.0	151
Mental Commitment	MC	1.0	2
Non-Case	NC	2.0	2
Temporary Detention Order	TD	1.0	10

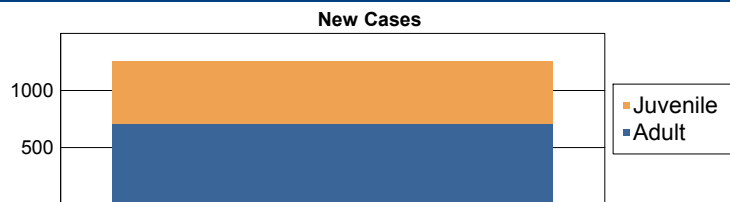
Commonwealth of Virginia
Caseload Statistics of the J&DR District Courts
September 2016

Richmond

	Filing Type	Hearings Per Case	Filings	Hearings	Concluded	Clearance Rate
Adult						
Protective Order - Non Family Abuse	AP	2.0	1	4	2	200%
Bond Forfeiture Show Cause	BF	3.0	0	3	1	0%
Capias	CA	2.5	110	316	124	113%
Criminal Felony	CF	2.8	76	202	71	93%
Criminal Misdemeanor	CM	2.7	205	582	218	106%
Protective Order – Family Abuse	FP	2.1	39	90	41	105%
Motion - Modify Protective Order	MP	1.0	1	1	1	100%
Violation - Family Abuse Protective Order	PS	1.0	1	1	1	100%
Protective Order - Violation of Protective Order Conviction	PV	1.0	1	1	1	100%
Restricted Driver's License	RL	1.0	2	2	2	100%
Show Cause	SC	2.4	168	510	179	107%
Restricted License - Support	SL	1.3	2	3	3	150%
Civil Support	VS	1.5	101	175	94	93%
Adult Total			707	1,890	738	104.4%

Juvenile						
Abuse or Neglect	AN	2.6	21	61	16	76%
Relief of Custody	CR	2.0	0	1	1	0%
Child in Need of Services	CS	1.8	3	7	5	167%
Custody Visitation	CV	2.0	305	590	330	108%
Delinquency Felony	DF	3.9	36	151	48	133%
Delinquency Misdemeanor	DM	5.2	50	184	49	98%
Foster Care Review	FC	1.2	28	31	30	107%
Initial Foster Care Review	IF	1.3	5	6	6	120%
Permanency Planning	PH	1.8	26	33	29	112%
Paternity	PT	1.6	13	26	8	62%
Show Cause	SC	3.5	5	17	4	80%
Status Offense	ST	2.0	11	24	8	73%
Traffic	T	1.9	28	44	17	61%
Termination of Parental Rights	TP	2.9	16	23	13	81%
Truancy/Runaway (Child in Need of Supervision)	TR	4.3	2	6	3	150%
Juvenile Total			549	1,204	567	103.3%

Totals			1,256	3,094	1,305	103.9%
---------------	--	--	--------------	--------------	--------------	---------------



	Total Filings with %
Custody Visitation (CV)	305 24%
Criminal Misdemeanor (CM)	205 16%
Show Cause (SC)	173 14%
Capias (CA)	110 9%
Civil Support (VS)	101 8%
Others	362 29%
Total	1,256 100%


Special Case Activities

Emergency Protective Order	PE	1.0	168
Mental Commitment	MC	1.0	4
Non-Case	NC	1.0	10
Temporary Detention Order	TD	1.0	4

Commonwealth of Virginia
Caseload Statistics of the J&DR District Courts
August 2016

Richmond

	Filing Type	Hearings Per Case	Filings	Hearings	Concluded	Clearance Rate
Adult						
Protective Order - Non Familv Abuse	AP	0.0	2	2	0	0%
Capias	CA	2.4	126	358	145	115%
Criminal Felonv	CF	3.0	70	178	53	76%
Criminal Misdemeanor	CM	2.8	255	743	271	106%
Protective Order – Familv Abuse	FP	2.0	54	114	57	106%
Motion - Modifv Protective Order	MP	1.0	3	3	2	67%
Restricted Driver's License	RL	1.0	1	1	1	100%
Remand Support	RS	1.0	1	1	1	100%
Show Cause	SC	2.8	194	595	209	108%
Restricted License - Support	SL	1.0	4	4	3	75%
Civil Support	VS	1.7	119	208	104	87%
Adult Total			829	2,207	846	102.1%
Juvenile						
Abuse or Nealect	AN	4.2	18	67	19	106%
Relief of Custodv	CR	3.0	0	1	1	0%
Child in Need of Services	CS	3.0	3	10	6	200%
Custodv Visitation	CV	1.8	375	684	385	103%
Delinquencv Felonv	DF	4.2	50	191	36	72%
Delinquencv Misdemeanor	DM	3.6	64	236	66	103%
Entrustment Aareement	ET	1.0	1	1	1	100%
Foster Care Review	FC	1.1	24	29	24	100%
Initial Foster Care Review	IF	1.9	10	15	13	130%
Permanencv Planning	PH	1.1	43	46	36	84%
Paternitv	PT	2.4	41	71	26	63%
Show Cause	SC	3.0	9	24	8	89%
Status Offense	ST	1.9	19	31	14	74%
Traffic	T	2.6	5	16	8	160%
Termination of Parental Rihts	TP	1.0	14	16	6	43%
Juvenile Total			676	1,438	649	96.0%
Totals			1,505	3,645	1,495	99.3%



	Total Filings with %	
Custody Visitation (CV)	375	25%
Criminal Misdemeanor (CM)	255	17%
Show Cause (SC)	203	13%
Capias (CA)	126	8%
Civil Support (VS)	119	8%
Others	427	28%
Total	1,505	100%

Special Case Activities

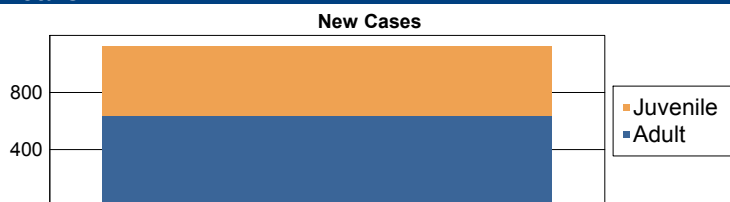
Emergencv Protective Order	PE	1.0	182
Mental Commitment	MC	1.0	1
Non-Case	NC	1.9	9
Temporary Detention Order	TD	1.0	6

Commonwealth of Virginia
Caseload Statistics of the J&DR District Courts

Richmond

July 2016

	Filing Type	Hearings Per Case	Filings	Hearings	Concluded	Clearance Rate
Adult						
Bond Forfeiture Show Cause	BF	0.0	1	1	0	0%
Capias	CA	2.8	96	317	144	150%
Criminal Felony	CF	2.9	44	127	45	102%
Criminal Misdemeanor	CM	2.8	207	559	214	103%
Protective Order – Familv Abuse	FP	2.1	51	106	48	94%
Motion - Modify Protective Order	MP	1.0	3	3	3	100%
Protective Order - Violation of Protective Order Conviction	PV	1.0	4	4	4	100%
Remand Support	RS	1.0	1	1	1	100%
Show Cause	SC	3.4	151	471	156	103%
Restricted License - Support	SL	1.0	3	3	3	100%
Civil Support	VS	1.8	73	139	84	115%
Adult Total			634	1,731	702	110.7%
Juvenile						
Abuse or Neglect	AN	4.4	10	43	10	100%
Relief of Custody	CR	1.3	3	4	4	133%
Child in Need of Services	CS	1.0	7	10	2	29%
Custody Visitation	CV	1.8	282	589	306	109%
Delinquency Felony	DF	6.3	24	131	19	79%
Delinquency Misdemeanor	DM	3.1	53	194	36	68%
Foster Care Review	FC	1.0	31	34	27	87%
Initial Foster Care Review	IF	1.0	6	8	4	67%
Permanency Planning	PH	1.1	18	24	16	89%
Paternity	PT	2.4	19	46	20	105%
Remand Custody	RC	1.0	1	1	1	100%
Remand Visitation	RV	1.0	1	1	1	100%
Show Cause	SC	2.4	8	21	5	63%
Status Offense	ST	1.5	7	16	8	114%
Traffic	T	2.1	7	17	7	100%
Termination of Parental Rights	TP	1.0	8	14	2	25%
Truancy/Runaway (Child in Need of Supervision)	TR	3.3	3	10	4	133%
Juvenile Total			488	1,163	472	96.7%
Totals			1,122	2,894	1,174	104.6%



	Total Filings with %
Custody Visitation (CV)	282 25%
Criminal Misdemeanor (CM)	207 18%
Show Cause (SC)	159 14%
Capias (CA)	96 9%
Civil Support (VS)	73 7%
Others	305 27%
Total	1,122 100%

Special Case Activities

Emergency Protective Order	PE	1.0	199
Mental Commitment	MC	1.1	7
Non-Case	NC	1.3	3
Temporary Detention Order	TD	1.0	10

Commonwealth of Virginia
Caseload Statistics of the J&DR District Courts

Richmond

June 2016

	Filing Type	Hearings Per Case	Filings	Hearings	Concluded	Clearance Rate
Adult						
Capias	CA	2.5	126	336	131	104%
Criminal Felonv	CF	2.9	40	140	58	145%
Criminal Misdemeanor	CM	3.0	253	674	238	94%
Protective Order – Family Abuse	FP	2.4	43	93	38	88%
Motion - Modifv Protective Order	MP	1.0	4	4	4	100%
Remand Support	RS	1.0	2	2	2	100%
Show Cause	SC	2.8	154	488	166	108%
Civil Support	VS	1.7	104	183	105	101%
Adult Total			726	1,920	742	102.2%
Juvenile						
Abuse or Neglect	AN	3.8	13	62	25	192%
Relief of Custody	CR	2.0	3	5	1	33%
Child in Need of Services	CS	1.0	3	6	1	33%
Custody Visitation	CV	1.9	400	774	474	119%
Delinquency Felonv	DF	4.2	39	188	42	108%
Delinquency Misdemeanor	DM	3.4	53	215	73	138%
Entrustment Agreement	ET	1.0	2	2	2	100%
Foster Care Review	FC	1.0	50	50	48	96%
Initial Foster Care Review	IF	1.0	21	21	20	95%
Juvenile Support	JS	6.0	0	1	1	0%
Motion - Modifv Protective Order	MP	1.0	1	1	1	100%
Permanency Planning	PH	1.3	30	40	40	133%
Paternity	PT	2.1	19	43	22	116%
Remand Custody	RC	1.0	2	2	2	100%
Remand Visitation	RV	1.0	2	2	2	100%
Show Cause	SC	2.5	10	22	10	100%
Status Offense	ST	1.5	20	33	23	115%
Traffic	T	1.3	10	14	4	40%
Termination of Parental Rihts	TP	2.1	9	20	16	178%
Truancy/Runaway (Child in Need of Supervision)	TR	3.3	4	12	3	75%
Juvenile Total			691	1,513	810	117.2%

Totals			1,417	3,433	1,552	109.5%
---------------	--	--	--------------	--------------	--------------	---------------



	Total Filings with %
Custody Visitation (CV)	400 28%
Criminal Misdemeanor (CM)	253 18%
Show Cause (SC)	164 12%
Capias (CA)	126 9%
Civil Support (VS)	104 7%
Others	370 26%
Total	1,417 100%

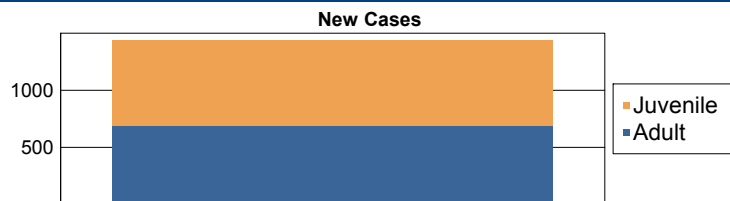
Special Case Activities

Emeraencv Protective Order	PE	1.0	154
Mental Commitment	MC	1.0	3
Non-Case	NC	1.3	9
Temporarv Detention Order	TD	1.0	8

Commonwealth of Virginia
Caseload Statistics of the J&DR District Courts
 May 2016

Richmond

	Filing Type	Hearings Per Case	Filings	Hearings	Concluded	Clearance Rate
Adult						
Protective Order - Non Family Abuse	AP	2.0	1	2	1	100%
Bond Forfeiture Show Cause	BF	1.0	1	1	1	100%
Capias	CA	2.7	101	272	122	121%
Criminal Felony	CF	2.8	57	207	71	125%
Criminal Misdemeanor	CM	2.9	193	577	208	108%
Protective Order – Family Abuse	FP	2.6	35	90	44	126%
Motion - Modify Protective Order	MP	1.0	3	3	3	100%
Show Cause	SC	3.2	181	513	178	98%
Restricted License - Support	SL	1.0	3	3	3	100%
Civil Support	VS	1.7	111	188	100	90%
Adult Total			686	1,856	731	106.6%
Juvenile						
Abuse or Neglect	AN	3.6	24	81	21	88%
Child in Need of Services	CS	2.3	1	5	3	300%
Custody Visitation	CV	1.7	502	841	479	95%
Delinquency Felony	DF	4.8	38	174	32	84%
Delinquency Misdemeanor	DM	3.7	75	233	55	73%
Foster Care Review	FC	1.4	15	18	17	113%
Initial Foster Care Review	IF	1.2	11	15	12	109%
Motion - Modify Protective Order	MP	1.0	3	3	3	100%
Permanency Planning	PH	1.2	23	30	25	109%
Paternity	PT	2.1	28	48	21	75%
Show Cause	SC	4.8	3	19	8	267%
Status Offense	ST	1.7	20	26	23	115%
Traffic	T	2.7	5	18	6	120%
Termination of Parental Rights	TP	2.4	6	22	13	217%
Truancy/Runaway (Child in Need of Supervision)	TR	7.3	1	6	3	300%
Juvenile Total			755	1,539	721	95.5%
Totals			1,441	3,395	1,452	100.8%



	Total Filings with %
Custody Visitation (CV)	502 35%
Criminal Misdemeanor (CM)	193 13%
Show Cause (SC)	184 13%
Civil Support (VS)	111 8%
Capias (CA)	101 7%
Others	350 24%
Total	1,441 100%

Special Case Activities

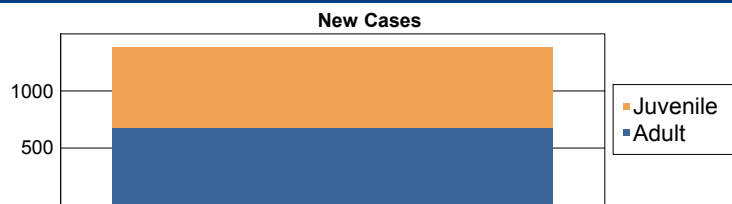
Emergency Protective Order	PE	1.0	177
Emergency Custody Order	EC	1.0	6
Mental Commitment	MC	1.0	1
Non-Case	NC	1.0	7
Temporary Detention Order	TD	1.0	18

Commonwealth of Virginia
Caseload Statistics of the J&DR District Courts

Richmond

April 2016

	Filing Type	Hearings Per Case	Filings	Hearings	Concluded	Clearance Rate
Adult						
Protective Order - Non Family Abuse	AP	2.3	2	5	4	200%
Capias	CA	2.6	84	283	106	126%
Criminal Felony	CF	2.9	71	189	72	101%
Criminal Misdemeanor	CM	2.8	199	540	189	95%
Protective Order – Family Abuse	FP	2.0	36	76	34	94%
Motion - Modify Protective Order	MP	1.0	4	4	4	100%
Violation - Family Abuse Protective Order	PS	1.0	1	1	1	100%
Protective Order - Violation of Protective Order Conviction	PV	2.0	1	2	2	200%
Show Cause	SC	3.1	186	543	214	115%
Restricted License - Support	SL	1.6	4	5	5	125%
Civil Support	VS	1.7	92	162	99	108%
Adult Total			680	1,810	730	107.4%
Juvenile						
Abuse or Neglect	AN	4.0	16	74	21	131%
Protective Order – Non Family Abuse	AP	2.0	1	2	1	100%
Relief of Custody	CR	2.0	1	2	1	100%
Child in Need of Services	CS	1.0	4	4	3	75%
Custody Visitation	CV	1.7	407	684	442	109%
Delinquency Felony	DF	3.8	89	270	67	75%
Delinquency Misdemeanor	DM	4.8	68	264	65	96%
Entrustment Agreement	ET	1.0	1	1	1	100%
Foster Care Review	FC	1.0	22	22	21	95%
Protective Order – Family Abuse	FP	1.0	1	1	1	100%
Initial Foster Care Review	IF	1.2	14	17	15	107%
Juvenile Support	JS	1.0	1	1	1	100%
Permanency Planning	PH	1.2	24	30	24	100%
Paternity	PT	2.2	20	52	19	95%
Show Cause	SC	5.8	8	23	12	150%
Status Offense	ST	1.4	11	23	15	136%
Traffic	T	2.4	10	26	8	80%
Termination of Parental Rights	TP	2.2	3	6	6	200%
Truancy/Runaway (Child in Need of Supervision)	TR	4.2	4	13	5	125%
Juvenile Total			705	1,515	728	103.3%
Totals			1,385	3,325	1,458	105.3%



	Total Filings with %
Custody Visitation (CV)	407 29%
Criminal Misdemeanor (CM)	199 14%
Show Cause (SC)	194 14%
Civil Support (VS)	92 7%
Delinquency Felony (DF)	89 6%
Others	404 29%
Total	1,385 100%

Special Case Activities


Emergency Protective Order	PE	1.0	161
Emergency Custody Order	EC	1.0	6
Mental Commitment	MC	1.0	1
Non-Case	NC	2.0	4
Temporary Detention Order	TD	1.0	12

Commonwealth of Virginia
Caseload Statistics of the J&DR District Courts

Richmond

March 2016

	Filing Type	Hearings Per Case	Filings	Hearings	Concluded	Clearance Rate
Adult						
Protective Order - Non Family Abuse	AP	3.0	1	4	3	300%
Bond Forfeiture Show Cause	BF	0.0	0	1	0	0%
Capias	CA	2.7	120	330	120	100%
Criminal Felony	CF	2.9	61	194	63	103%
Criminal Misdemeanor	CM	3.0	227	657	247	109%
Protective Order – Family Abuse	FP	2.0	41	90	50	122%
Motion - Modify Protective Order	MP	1.0	4	4	4	100%
Protective Order - Violation of Protective Order Conviction	PV	1.0	3	3	3	100%
Remand Support	RS	1.0	1	1	1	100%
Show Cause	SC	3.0	181	544	168	93%
Restricted License - Support	SL	1.3	3	4	4	133%
Civil Support	VS	1.6	136	201	118	87%
Adult Total			778	2,033	781	100.4%
Juvenile						
Abuse or Neglect	AN	3.8	31	116	40	129%
Relief of Custody	CR	2.0	1	3	2	200%
Child in Need of Services	CS	2.3	3	7	4	133%
Custody Visitation	CV	1.8	518	900	502	97%
Delinquency Felony	DF	3.5	32	147	32	100%
Delinquency Misdemeanor	DM	3.2	66	234	76	115%
Foster Care Review	FC	1.1	20	23	20	100%
Initial Foster Care Review	IF	1.0	30	31	28	93%
Juvenile Support	JS	0.0	0	1	0	0%
Permanency Planning	PH	1.2	30	42	28	93%
Paternity	PT	1.9	36	52	16	44%
Show Cause	SC	2.2	13	35	18	138%
Status Offense	ST	1.1	27	32	21	78%
Traffic	T	3.0	4	9	3	75%
Termination of Parental Rights	TP	1.6	15	38	15	100%
Truancy/Runaway (Child in Need of Supervision)	TR	5.4	1	8	5	500%
Juvenile Total			827	1,678	810	97.9%
Totals			1,605	3,711	1,591	99.1%



	Total Filings with %
Custody Visitation (CV)	518 32%
Criminal Misdemeanor (CM)	227 14%
Show Cause (SC)	194 12%
Civil Support (VS)	136 8%
Capias (CA)	120 7%
Others	410 26%
Total	1,605 100%

Special Case Activities

Emergency Protective Order	PE	1.0	232
Emergency Custody Order	EC	1.0	4
Mental Commitment	MC	1.0	3
Non-Case	NC	2.2	3
Temporary Detention Order	TD	1.0	18

Commonwealth of Virginia
Caseload Statistics of the J&DR District Courts

Richmond

February 2016

	Filing Type	Hearings Per Case	Filings	Hearings	Concluded	Clearance Rate
Adult						
Capias	CA	2.8	98	284	107	109%
Criminal Felony	CF	2.9	61	178	65	107%
Criminal Misdemeanor	CM	2.8	194	584	253	130%
Protective Order – Family Abuse	FP	2.5	45	85	31	69%
Motion - Modifv Protective Order	MP	1.0	1	1	1	100%
Protective Order - Violation of Protective Order Conviction	PV	1.0	2	2	2	100%
Show Cause	SC	4.0	128	477	164	128%
Restricted License - Support	SL	2.0	2	5	1	50%
Civil Support	VS	1.8	122	185	120	98%
Adult Total			653	1,801	744	113.9%
Juvenile						
Abuse or Neglect	AN	3.9	24	102	26	108%
Relief of Custody	CR	1.0	4	5	2	50%
Child in Need of Services	CS	1.8	3	7	4	133%
Custody Visitation	CV	1.9	351	665	345	98%
Delinquency Felony	DF	4.3	41	196	61	149%
Delinquency Misdemeanor	DM	3.8	63	285	98	156%
Foster Care Review	FC	1.1	36	40	36	100%
Initial Foster Care Review	IF	1.3	23	31	29	126%
Permanency Planning	PH	1.3	25	38	32	128%
Paternity	PT	3.3	6	18	7	117%
Show Cause	SC	2.2	18	36	17	94%
Status Offense	ST	2.1	9	29	21	233%
Traffic	T	2.2	10	29	14	140%
Termination of Parental Rights	TP	1.7	10	25	10	100%
Truancy/Runaway (Child in Need of Supervision)	TR	5.0	2	11	1	50%
Juvenile Total			625	1,517	703	112.5%
Totals			1,278	3,318	1,447	113.2%



	Total Filings with %
Custody Visitation (CV)	351 27%
Criminal Misdemeanor (CM)	194 15%
Show Cause (SC)	146 11%
Civil Support (VS)	122 10%
Capias (CA)	98 8%
Others	367 29%
Total	1,278 100%

Special Case Activities

Emergency Protective Order	PE	1.0	102
Non-Case	NC	1.9	5
Temporary Detention Order	TD	1.0	14

Commonwealth of Virginia
Caseload Statistics of the J&DR District Courts

Richmond

January 2016

	Filing Type	Hearings Per Case	Filings	Hearings	Concluded	Clearance Rate
Adult						
Protective Order - Non Family Abuse	AP	2.3	2	5	3	150%
Capias	CA	2.8	79	237	105	133%
Criminal Felony	CF	2.8	63	151	48	76%
Criminal Misdemeanor	CM	2.8	164	550	170	104%
Protective Order – Family Abuse	FP	2.2	39	106	47	121%
Motion - Modify Protective Order	MP	1.0	1	1	1	100%
Protective Order - Violation of Protective Order Conviction	PV	1.0	2	3	2	100%
Restricted Driver's License	RL	0.0	1	1	0	0%
Show Cause	SC	3.7	160	481	158	99%
Restricted License - Support	SL	1.0	4	5	2	50%
Civil Support	VS	2.0	90	166	98	109%
Adult Total			605	1,706	634	104.8%

Juvenile						
Abuse or Neglect	AN	3.7	16	102	19	119%
Protective Order – Non Family Abuse	AP	3.0	0	1	1	0%
Relief of Custody	CR	1.0	7	7	6	86%
Child in Need of Services	CS	3.0	2	7	4	200%
Custody Visitation	CV	1.7	339	594	287	85%
Delinquency Felony	DF	4.8	43	164	42	98%
Delinquency Misdemeanor	DM	4.1	52	259	65	125%
Foster Care Review	FC	1.4	9	11	8	89%
Initial Foster Care Review	IF	1.0	17	17	12	71%
Juvenile Support	JS	0.0	0	1	0	0%
Permanency Planning	PH	1.1	31	37	24	77%
Paternity	PT	2.0	25	48	19	76%
Show Cause	SC	3.8	10	41	11	110%
Status Offense	ST	3.8	14	29	11	79%
Traffic	T	2.5	9	19	10	111%
Termination of Parental Rights	TP	2.0	18	27	8	44%
Truancy/Runaway (Child in Need of Supervision)	TR	4.5	3	21	12	400%
Juvenile Total			595	1,385	539	90.6%

Totals			1,200	3,091	1,173	97.8%
---------------	--	--	--------------	--------------	--------------	--------------



	Total Filings with %
Custody Visitation (CV)	339 28%
Show Cause (SC)	170 14%
Criminal Misdemeanor (CM)	164 14%
Civil Support (VS)	90 8%
Capias (CA)	79 7%
Others	358 30%
Total	1,200 100%

Special Case Activities

Emergency Protective Order	PE	1.0	100
Emergency Custody Order	EC	1.0	2
Mental Commitment	MC	1.0	1
Non-Case	NC	1.8	4
Temporary Detention Order	TD	1.0	18

Commonwealth of Virginia
Caseload Statistics of the J&DR District Courts

Richmond County

December 2016

	Filing Type	Hearings Per Case	Filings	Hearings	Concluded	Clearance Rate
Adult						
Criminal Felony	CF	2.5	0	2	2	0%
Criminal Misdemeanor	CM	2.3	4	14	7	175%
Protective Order – Family Abuse	FP	1.5	1	2	2	200%
Show Cause	SC	0.0	0	6	0	0%
Civil Support	VS	1.0	6	8	4	67%
Adult Total			11	32	15	136.4%
Juvenile						
Custody Visitation	CV	2.1	16	33	22	138%
Delinquency Felony	DF	7.5	0	2	2	0%
Delinquency Misdemeanor	DM	1.7	1	5	3	300%
Paternity	PT	1.0	1	1	1	100%
Status Offense	ST	0.0	0	1	0	0%
Traffic	T	3.0	1	2	1	100%
Juvenile Total			19	44	29	152.6%
Totals			30	76	44	146.7%

New Cases



	Total Filings with %	
Custody Visitation (CV)	16	53%
Civil Support (VS)	6	20%
Criminal Misdemeanor (CM)	4	13%
Delinquency Misdemeanor (DM)	1	3%
Paternity (PT)	1	3%
Others	2	7%
Total	30	100%


Commonwealth of Virginia
Caseload Statistics of the J&DR District Courts

Richmond County

November 2016

	Filing Type	Hearings Per Case	Filings	Hearings	Concluded	Clearance Rate
Adult						
Criminal Felonv	CF	1.0	4	4	2	50%
Criminal Misdemeanor	CM	4.3	1	8	3	300%
Protective Order – Family Abuse	FP	0.0	3	3	0	0%
Show Cause	SC	2.4	7	20	9	129%
Civil Support	VS	2.0	9	12	7	78%
Adult Total			24	47	21	87.5%
Juvenile						
Child in Need of Services	CS	3.0	0	2	1	0%
Custody Visitation	CV	2.8	7	27	18	257%
Delinquency Felonv	DF	0.0	0	6	0	0%
Delinquency Misdemeanor	DM	0.0	3	5	0	0%
Status Offense	ST	0.0	0	1	0	0%
Traffic	T	2.0	1	2	1	100%
Juvenile Total			11	43	20	181.8%
Totals			35	90	41	117.1%

New Cases



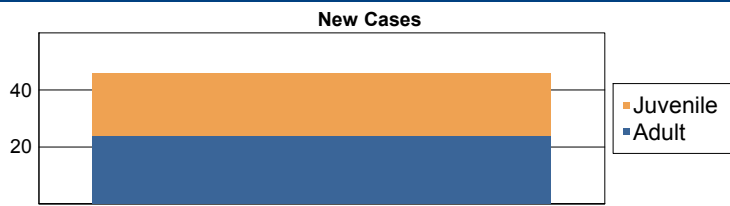
	Total Filings with %	
Civil Support (VS)	9	26%
Custody Visitation (CV)	7	20%
Show Cause (SC)	7	20%
Criminal Felony (CF)	4	11%
Delinquency Misdemeanor (DM)	3	9%
Others	5	14%
Total	35	100%

Special Case Activities

Emergency Protective Order	PE	1.0	5
----------------------------	----	-----	---

October 2016

	Filing Type	Hearings Per Case	Filings	Hearings	Concluded	Clearance Rate
Adult						
Capias	CA	3.0	0	1	1	0%
Criminal Felony	CF	2.0	6	9	2	33%
Criminal Misdemeanor	CM	2.0	6	11	1	17%
Protective Order – Family Abuse	FP	3.0	0	3	2	0%
Other	OT	1.0	1	1	1	100%
Show Cause	SC	0.0	6	11	0	0%
Civil Support	VS	2.3	5	10	3	60%
Adult Total			24	46	10	41.7%
Juvenile						
Custody Visitation	CV	4.2	16	38	5	31%
Delinquency Felony	DF	4.0	0	1	1	0%
Delinquency Misdemeanor	DM	0.0	1	2	0	0%
Permanency Planning	PH	1.0	1	1	1	100%
Paternity	PT	2.0	0	1	1	0%
Show Cause	SC	1.0	1	1	1	100%
Status Offense	ST	0.0	1	2	0	0%
Traffic	T	2.0	2	4	4	200%
Juvenile Total			22	50	13	59.1%
Totals			46	96	23	50.0%



	Total Filings with %
Custody Visitation (CV)	16 35%
Show Cause (SC)	7 15%
Criminal Felony (CF)	6 13%
Criminal Misdemeanor (CM)	6 13%
Civil Support (VS)	5 11%
Others	6 13%
Total	46 100%

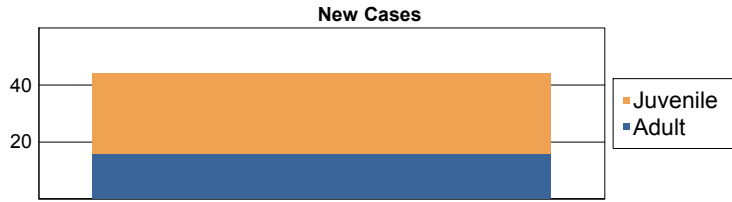
Special Case Activities

Emergency Protective Order	PE	1.0	6
----------------------------	----	-----	---

Commonwealth of Virginia
Caseload Statistics of the J&DR District Courts
September 2016

Richmond County

	Filing Type	Hearings Per Case	Filings	Hearings	Concluded	Clearance Rate
Adult						
Capias	CA	0.0	1	2	0	0%
Criminal Felonv	CF	3.0	0	4	2	0%
Criminal Misdemeanor	CM	4.0	3	7	2	67%
Protective Order – Family Abuse	FP	4.0	0	2	1	0%
Motion - Modifv Protective Order	MP	2.0	0	1	1	0%
Show Cause	SC	6.9	5	18	8	160%
Civil Support	VS	1.2	7	11	6	86%
Adult Total			16	45	20	125.0%
Juvenile						
Custody Visitation	CV	1.6	28	38	25	89%
Delinquency Felonv	DF	7.0	0	2	2	0%
Delinquency Misdemeanor	DM	8.0	0	4	3	0%
Traffic	T	0.0	0	3	0	0%
Juvenile Total			28	47	30	107.1%
Totals			44	92	50	113.6%



	Total Filings with %	
Custody Visitation (CV)	28	64%
Civil Support (VS)	7	16%
Show Cause (SC)	5	11%
Criminal Misdemeanor (CM)	3	7%
Capias (CA)	1	2%
Others	0	0%
Total	44	100%

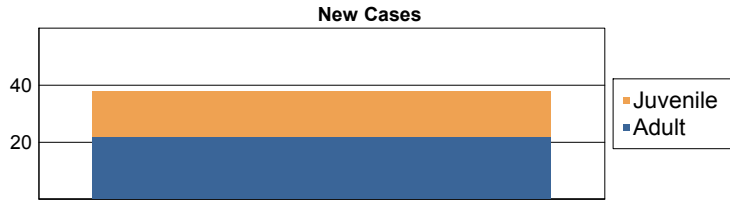
Special Case Activities

Non-Case	NC	1.0	1
----------	----	-----	---

Commonwealth of Virginia
Caseload Statistics of the J&DR District Courts
August 2016

Richmond County

	Filing Type	Hearings Per Case	Filings	Hearings	Concluded	Clearance Rate
Adult						
Capias	CA	8.5	0	2	2	0%
Criminal Felony	CF	1.5	9	14	8	89%
Criminal Misdemeanor	CM	5.0	4	16	7	175%
Protective Order – Family Abuse	FP	2.0	2	6	3	150%
Motion - Modifv Protective Order	MP	1.0	2	2	1	50%
Show Cause	SC	12.0	4	22	9	225%
Civil Support	VS	0.0	1	4	0	0%
Adult Total			22	66	30	136.4%
Juvenile						
Child in Need of Services	CS	0.0	0	2	0	0%
Custody Visitation	CV	3.1	8	26	11	138%
Delinquency Felony	DF	6.3	0	10	3	0%
Delinquency Misdemeanor	DM	5.0	1	10	9	900%
Permanency Planning	PH	1.0	1	1	1	100%
Paternity	PT	0.0	1	1	0	0%
Traffic	T	1.3	5	6	6	120%
Juvenile Total			16	56	30	187.5%
Totals			38	122	60	157.9%



	Total Filings with %
Criminal Felony (CF)	9 24%
Custody Visitation (CV)	8 21%
Traffic (T)	5 13%
Criminal Misdemeanor (CM)	4 11%
Show Cause (SC)	4 11%
Others	8 21%
Total	38 100%

Special Case Activities
 Emergency Protective Order

PE	1.0	4
----	-----	---

Commonwealth of Virginia
Caseload Statistics of the J&DR District Courts

Richmond County

July 2016

	Filing Type	Hearings Per Case	Filings	Hearings	Concluded	Clearance Rate
Adult						
Capias	CA	0.0	0	1	0	0%
Criminal Felony	CF	0.0	1	4	0	0%
Criminal Misdemeanor	CM	2.3	2	9	3	150%
Protective Order – Family Abuse	FP	0.0	2	5	0	0%
Show Cause	SC	5.0	8	17	5	63%
Civil Support	VS	1.0	6	6	3	50%
Adult Total			19	42	11	57.9%
Juvenile						
Child in Need of Services	CS	0.0	1	1	0	0%
Custody Visitation	CV	1.7	21	39	14	67%
Delinquency Felony	DF	0.0	0	1	0	0%
Delinquency Misdemeanor	DM	2.0	3	4	1	33%
Status Offense	ST	0.0	0	1	0	0%
Traffic	T	1.5	4	4	2	50%
Juvenile Total			29	50	17	58.6%
Totals			48	92	28	58.3%

New Cases



	Total Filings with %
Custody Visitation (CV)	21 44%
Show Cause (SC)	8 17%
Civil Support (VS)	6 13%
Traffic (T)	4 8%
Delinquency Misdemeanor (DM)	3 6%
Others	6 13%
Total	48 100%

Special Case Activities

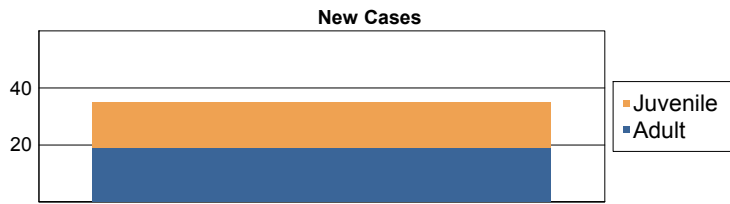
Emergency Protective Order	PE	1.0	3
Mental Commitment	MC	1.0	1

Commonwealth of Virginia
Caseload Statistics of the J&DR District Courts

Richmond County

June 2016

	Filing Type	Hearings Per Case	Filings	Hearings	Concluded	Clearance Rate
Adult						
Capias	CA	3.0	0	3	1	0%
Criminal Felony	CF	2.7	1	6	3	300%
Criminal Misdemeanor	CM	3.3	3	25	9	300%
Protective Order – Family Abuse	FP	2.0	5	8	3	60%
Other	OT	2.0	1	2	2	200%
Protective Order - Violation of Protective Order Conviction	PV	1.0	3	3	3	100%
Show Cause	SC	5.8	4	21	4	100%
Civil Support	VS	2.8	2	6	5	250%
Adult Total			19	74	30	157.9%
Juvenile						
Child in Need of Services	CS	0.0	1	1	0	0%
Custody Visitation	CV	3.3	8	17	4	50%
Delinquency Felony	DF	7.0	0	7	1	0%
Delinquency Misdemeanor	DM	2.5	3	6	2	67%
Foster Care Review	FC	1.0	1	1	1	100%
Status Offense	ST	3.0	0	1	1	0%
Traffic	T	1.5	3	4	2	67%
Juvenile Total			16	37	11	68.8%
Totals			35	111	41	117.1%

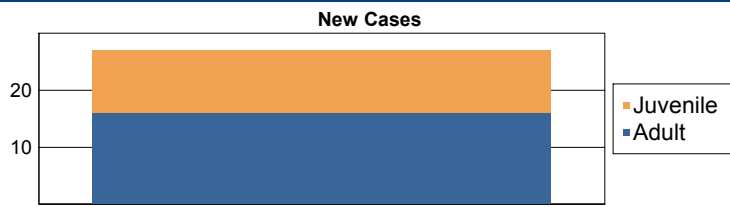


	Total Filings with %
Custody Visitation (CV)	8 23%
Protective Order – Family Abuse (FP)	5 14%
Show Cause (SC)	4 11%
Criminal Misdemeanor (CM)	3 9%
Delinquency Misdemeanor (DM)	3 9%
Others	12 34%
Total	35 100%

Special Case Activities

Emergency Protective Order	PE	1.0	3
----------------------------	----	-----	---

	Filing Type	Hearings Per Case	Filings	Hearings	Concluded	Clearance Rate
Adult						
Capias	CA	3.5	1	5	2	200%
Criminal Felony	CF	2.0	3	4	1	33%
Criminal Misdemeanor	CM	3.8	6	23	4	67%
Protective Order – Family Abuse	FP	3.0	0	1	1	0%
Show Cause	SC	5.1	3	25	11	367%
Civil Support	VS	2.0	3	7	5	167%
Adult Total			16	65	24	150.0%
Juvenile						
Custody Visitation	CV	1.8	8	25	5	63%
Delinquency Misdemeanor	DM	0.0	0	1	0	0%
Status Offense	ST	0.0	0	2	0	0%
Traffic	T	1.0	3	1	2	67%
Juvenile Total			11	29	7	63.6%
Totals			27	94	31	114.8%



	Total Filings with %	
Custody Visitation (CV)	8	30%
Criminal Misdemeanor (CM)	6	22%
Civil Support (VS)	3	11%
Criminal Felony (CF)	3	11%
Show Cause (SC)	3	11%
Others	4	15%
Total	27	100%

Special Case Activities

Emergency Protective Order	PE	1.0	2
----------------------------	----	-----	---

	Filing Type	Hearings Per Case	Filings	Hearings	Concluded	Clearance Rate
Adult						
Capias	CA	5.0	0	3	1	0%
Criminal Felony	CF	2.0	2	4	2	100%
Criminal Misdemeanor	CM	3.0	7	11	3	43%
Protective Order – Family Abuse	FP	2.0	2	5	1	50%
Other	OT	0.0	0	1	0	0%
Show Cause	SC	6.4	2	22	7	350%
Civil Support	VS	4.0	0	3	2	0%
Adult Total			13	49	16	123.1%
Juvenile						
Custody Visitation	CV	2.7	4	12	6	150%
Delinquency Felony	DF	8.0	0	4	1	0%
Delinquency Misdemeanor	DM	4.0	0	13	6	0%
Permanent Planning	PH	1.0	1	1	1	100%
Status Offense	ST	0.0	0	1	0	0%
Traffic	T	2.4	1	7	8	800%
Juvenile Total			6	38	22	366.7%
Totals			19	87	38	200.0%

New Cases



	Total Filings with %	
Criminal Misdemeanor (CM)	7	37%
Custody Visitation (CV)	4	21%
Criminal Felony (CF)	2	11%
Protective Order – Family Abuse (FP)	2	11%
Show Cause (SC)	2	11%
Others	2	11%
Total	19	100%

Special Case Activities

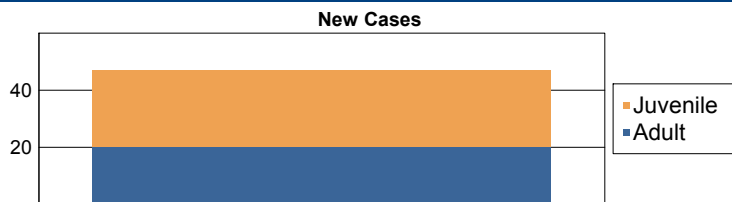
Emergency Protective Order	PE	1.0	4
----------------------------	----	-----	---

Commonwealth of Virginia
Caseload Statistics of the J&DR District Courts

Richmond County

March 2016

	Filing Type	Hearings Per Case	Filings	Hearings	Concluded	Clearance Rate
Adult						
Capias	CA	0.0	0	3	0	0%
Criminal Felony	CF	0.0	2	2	0	0%
Criminal Misdemeanor	CM	0.0	3	8	0	0%
Protective Order – Family Abuse	FP	2.0	2	3	1	50%
Other	OT	0.0	1	1	0	0%
Show Cause	SC	2.2	8	24	5	63%
Civil Support	VS	1.3	4	10	3	75%
Adult Total			20	51	9	45.0%
Juvenile						
Abuse or Neglect	AN	1.0	1	1	1	100%
Custody Visitation	CV	2.5	11	24	8	73%
Delinquency Felony	DF	4.0	6	9	1	17%
Delinquency Misdemeanor	DM	1.3	3	13	3	100%
Show Cause	SC	2.0	0	1	1	0%
Status Offense	ST	0.0	1	2	0	0%
Traffic	T	1.4	5	7	5	100%
Juvenile Total			27	57	19	70.4%
Totals			47	108	28	59.6%



	Total Filings with %	
Custody Visitation (CV)	11	23%
Show Cause (SC)	8	17%
Delinquency Felony (DF)	6	13%
Traffic (T)	5	11%
Civil Support (VS)	4	9%
Others	13	28%
Total	47	100%

Special Case Activities

Emergency Protective Order	PE	1.0	3
----------------------------	----	-----	---

Commonwealth of Virginia
Caseload Statistics of the J&DR District Courts

Richmond County

February 2016

	Filing Type	Hearings Per Case	Filings	Hearings	Concluded	Clearance Rate
Adult						
Capias	CA	0.0	0	4	0	0%
Criminal Felony	CF	1.0	5	5	5	100%
Criminal Misdemeanor	CM	0.0	2	4	0	0%
Protective Order – Family Abuse	FP	1.0	1	1	1	100%
Show Cause	SC	4.5	2	25	2	100%
Civil Support	VS	2.0	7	15	8	114%
Adult Total			17	54	16	94.1%
Juvenile						
Custody Visitation	CV	4.0	2	12	4	200%
Delinquency Felony	DF	3.2	0	8	5	0%
Delinquency Misdemeanor	DM	2.5	3	13	4	133%
Permanency Planning	PH	1.0	1	1	1	100%
Status Offense	ST	0.0	0	1	0	0%
Traffic	T	1.0	8	8	6	75%
Juvenile Total			14	43	20	142.9%
Totals			31	97	36	116.1%

New Cases



	Total Filings with %
Traffic (T)	8 26%
Civil Support (VS)	7 23%
Criminal Felony (CF)	5 16%
Delinquency Misdemeanor (DM)	3 10%
Criminal Misdemeanor (CM)	2 6%
Others	6 19%
Total	31 100%

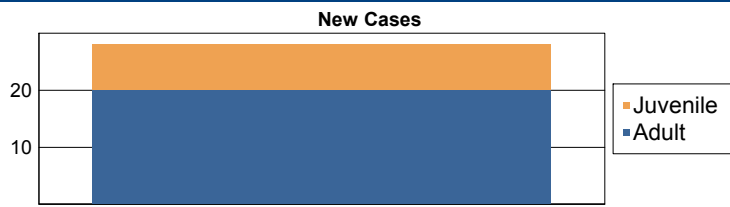
Special Case Activities

Emergency Protective Order	PE	1.0	3
----------------------------	----	-----	---

Commonwealth of Virginia
Caseload Statistics of the J&DR District Courts
January 2016

Richmond County

	Filing Type	Hearings Per Case	Filings	Hearings	Concluded	Clearance Rate
Adult						
Capias	CA	1.0	3	6	2	67%
Criminal Felony	CF	1.0	4	4	4	100%
Criminal Misdemeanor	CM	1.7	6	12	7	117%
Show Cause	SC	1.0	5	23	1	20%
Civil Support	VS	2.7	2	6	3	150%
Adult Total			20	51	17	85.0%
Juvenile						
Custody Visitation	CV	1.0	3	13	1	33%
Delinquency Felony	DF	6.0	0	7	4	0%
Delinquency Misdemeanor	DM	3.3	3	8	3	100%
Show Cause	SC	0.0	1	1	0	0%
Traffic	T	2.5	1	4	4	400%
Juvenile Total			8	33	12	150.0%
Totals			28	84	29	103.6%



	Total Filings with %	
Criminal Misdemeanor (CM)	6	21%
Show Cause (SC)	6	21%
Criminal Felony (CF)	4	14%
Capias (CA)	3	11%
Custody Visitation (CV)	3	11%
Others	6	21%
Total	28	100%

Special Case Activities

Emergency Protective Order	PE	1.0	1
----------------------------	----	-----	---

**Commonwealth of Virginia
Caseload Statistics of the J&DR District Courts**

Roanoke

December 2016

	Filing Type	Hearings Per Case	Filings	Hearings	Concluded	Clearance Rate
Adult						
Capias	CA	4.3	0	6	4	0%
Criminal Felony	CF	3.6	22	54	13	59%
Criminal Misdemeanor	CM	2.7	131	293	111	85%
Protective Order – Family Abuse	FP	1.6	30	53	25	83%
Motion - Modifv Protective Order	MP	1.5	1	2	2	200%
Protective Order - Violation of Protective Order Conviction	PV	1.0	2	2	2	100%
Show Cause	SC	3.1	43	157	67	156%
Civil Support	VS	1.9	41	80	48	117%
Adult Total			270	647	272	100.7%
Juvenile						
Abuse or Neglect	AN	3.1	22	74	16	73%
Protective Order – Non Family Abuse	AP	2.0	0	1	1	0%
Capias	CA	6.5	2	3	2	100%
Child in Need of Services	CS	1.5	1	9	2	200%
Custody Visitation	CV	2.5	133	272	131	98%
Delinquency Felony	DF	6.2	8	58	15	188%
Delinquency Misdemeanor	DM	5.6	19	106	45	237%
Emancipation	EP	1.0	1	1	1	100%
Foster Care Review	FC	1.2	12	28	13	108%
Initial Foster Care Review	IF	1.0	5	8	4	80%
Motion - Modifv Protective Order	MP	3.0	2	5	3	150%
Permanency Planning	PH	1.1	15	18	13	87%
Paternity	PT	6.0	0	2	1	0%
Remand Custody	RC	1.0	3	3	3	100%
Remand Visitation	RV	1.0	2	2	2	100%
Show Cause	SC	0.0	0	1	0	0%
Status Offense	ST	1.0	5	8	1	20%
Traffic	T	1.3	19	19	4	21%
Termination of Parental Rights	TP	1.4	12	16	9	75%
Truancy/Runaway (Child in Need of Supervision)	TR	5.7	5	44	6	120%
	VA	1.0	1	1	1	100%
Juvenile Total			267	679	273	102.2%
Totals			537	1,326	545	101.5%



	Total Filings with %
Custody Visitation (CV)	133 25%
Criminal Misdemeanor (CM)	131 24%
Show Cause (SC)	43 8%
Civil Support (VS)	41 8%
Protective Order – Family Abuse (FP)	30 6%
Others	159 30%
Total	537 100%

Special Case Activities

Emergency Protective Order	PE	1.0	369
Emergency Custody Order	EC	1.0	4
Mental Commitment	MC	1.0	7
Temporary Detention Order	TD	1.0	10

Commonwealth of Virginia
Caseload Statistics of the J&DR District Courts

Roanoke

November 2016

	Filing Type	Hearings Per Case	Filings	Hearings	Concluded	Clearance Rate
Adult						
Capias	CA	3.6	0	15	8	0%
Criminal Felonv	CF	2.8	21	63	21	100%
Criminal Misdemeanor	CM	2.5	153	370	140	92%
Protective Order – Familv Abuse	FP	1.9	28	54	28	100%
Motion - Modifv Protective Order	MP	1.0	2	2	1	50%
Protective Order - Violation of Protective Order Conviction	PV	1.0	2	2	2	100%
Remand Support	RS	1.0	2	2	2	100%
Show Cause	SC	2.8	86	261	107	124%
Restricted License - Support	SL	1.0	3	3	3	100%
Civil Support	VS	1.6	108	173	95	88%
Adult Total			405	945	407	100.5%
Juvenile						
Abuse or Nealect	AN	3.0	23	78	25	109%
Protective Order – Non Familv Abuse	AP	1.0	2	2	1	50%
Capias	CA	3.7	0	3	3	0%
Relief of Custody	CR	1.0	2	2	1	50%
Child in Need of Services	CS	1.0	4	10	2	50%
Custody Visitation	CV	1.9	219	442	237	108%
Delinquency Felonv	DF	8.0	8	80	12	150%
Delinquency Misdemeanor	DM	4.5	38	175	53	139%
Emancipation	EP	1.0	1	1	1	100%
Entrustment Aqreement	ET	1.5	1	2	2	200%
Foster Care Review	FC	1.0	28	28	28	100%
Initial Foster Care Review	IF	1.0	15	15	15	100%
Motion - Modifv Protective Order	MP	0.0	0	3	0	0%
Permanency Planning	PH	1.0	14	14	14	100%
Paternity	PT	2.3	1	5	3	300%
Show Cause	SC	4.0	0	4	2	0%
Status Offense	ST	2.0	0	7	1	0%
Traffic	T	2.3	10	15	10	100%
Termination of Parental Rihts	TP	1.6	2	5	5	250%
Truancy/Runaway (Child in Need of Supervision)	TR	5.4	8	52	7	88%
	VA	1.0	2	2	2	100%
Juvenile Total			378	945	424	112.2%
Totals			783	1,890	831	106.1%

New Cases



	Total Filings with %
Custody Visitation (CV)	219 28%
Criminal Misdemeanor (CM)	153 20%
Civil Support (VS)	108 14%
Show Cause (SC)	86 11%
Delinquency Misdemeanor (DM)	38 5%
Others	179 23%
Total	783 100%

Special Case Activities

Emeraencv Protective Order	PE	1.0	37
Emeraencv Custody Order	EC	1.0	2
Mental Commitment	MC	1.0	12
Temporary Detention Order	TD	1.0	26

Commonwealth of Virginia
Caseload Statistics of the J&DR District Courts

Roanoke

October 2016

	Filing Type	Hearings Per Case	Filings	Hearings	Concluded	Clearance Rate
Adult						
Capias	CA	2.9	6	19	12	200%
Criminal Felonv	CF	2.7	21	58	20	95%
Criminal Misdemeanor	CM	2.8	128	386	177	138%
Protective Order – Family Abuse	FP	2.0	31	67	36	116%
Motion - Modifv Protective Order	MP	1.3	2	3	3	150%
Protective Order – Stalking/Acts of Violence	PC	1.0	1	1	1	100%
Protective Order - Violation of Protective Order Conviction	PV	1.0	2	2	2	100%
Remand Support	RS	1.0	1	1	1	100%
Show Cause	SC	3.7	60	330	146	243%
Restricted License - Support	SL	1.0	1	1	1	100%
Civil Support	VS	1.6	86	141	68	79%
Adult Total			339	1,009	467	137.8%
Juvenile						
Abuse or Nealect	AN	3.1	19	82	28	147%
Protective Order – Non Family Abuse	AP	2.0	1	2	1	100%
Capias	CA	5.5	1	7	2	200%
Child in Need of Services	CS	1.5	2	9	4	200%
Custody Visitation	CV	1.9	243	492	231	95%
Delinquency Felonv	DF	6.0	1	79	16	1,600%
Delinquency Misdemeanor	DM	4.8	28	158	42	150%
Emancipation	EP	1.0	1	1	1	100%
Entrustment Aqreement	ET	1.0	3	3	3	100%
Foster Care Review	FC	1.0	14	14	13	93%
Initial Foster Care Review	IF	1.0	17	17	16	94%
Motion - Modifv Protective Order	MP	3.0	3	4	1	33%
Permanency Planning	PH	1.0	29	30	30	103%
Paternity	PT	2.5	2	4	2	100%
Remand Custodv	RC	1.0	2	2	2	100%
Remand Visitation	RV	1.0	2	2	2	100%
Show Cause	SC	3.0	1	3	2	200%
Status Offense	ST	4.5	15	24	2	13%
Traffic	T	2.2	20	32	22	110%
Termination of Parental Rihts	TP	1.4	8	9	7	88%
Truancy/Runaway (Child in Need of Supervision)	TR	3.7	4	48	15	375%
Juvenile Total			416	1,022	442	106.3%
Totals			755	2,031	909	120.4%

New Cases



	Total Filings with %
Custody Visitation (CV)	243 32%
Criminal Misdemeanor (CM)	128 17%
Civil Support (VS)	86 11%
Show Cause (SC)	61 8%
Protective Order – Family Abuse (FP)	31 4%
Others	206 27%
Total	755 100%

Special Case Activities


Emergency Protective Order	PE	1.0	73
Emergency Custody Order	EC	1.0	8
Mental Commitment	MC	1.0	11
Temporarv Detention Order	TD	1.0	22

Commonwealth of Virginia
Caseload Statistics of the J&DR District Courts

Roanoke

September 2016

	Filing Type	Hearings Per Case	Filings	Hearings	Concluded	Clearance Rate
Adult						
Bond Forfeiture Show Cause	BF	1.0	1	1	1	100%
Capias	CA	2.3	2	8	4	200%
Criminal Felony	CF	2.7	21	71	29	138%
Criminal Misdemeanor	CM	2.6	151	408	149	99%
Protective Order – Familv Abuse	FP	2.2	33	74	38	115%
Motion - Modify Protective Order	MP	1.0	2	2	2	100%
Protective Order - Violation of Protective Order Conviction	PV	1.0	1	1	1	100%
Remand Support	RS	1.0	1	1	1	100%
Show Cause	SC	3.1	112	285	115	103%
Restricted License - Support	SL	1.0	2	2	2	100%
Civil Support	VS	1.9	59	90	51	86%
Adult Total			385	943	393	102.1%
Juvenile						
Abuse or Neglect	AN	3.1	34	101	29	85%
Capias	CA	2.0	1	6	2	200%
Relief of Custody	CR	1.0	1	1	1	100%
Child in Need of Services	CS	0.0	5	6	0	0%
Custody Visitation	CV	1.9	206	376	220	107%
Delinquency Felony	DF	11.8	9	86	21	233%
Delinquency Misdemeanor	DM	3.8	41	149	44	107%
Emancipation	EP	1.0	1	1	1	100%
Entrustment Agreement	ET	1.0	5	5	4	80%
Foster Care Review	FC	1.0	11	11	11	100%
Initial Foster Care Review	IF	1.0	14	14	14	100%
Permanency Planning	PH	1.0	25	25	23	92%
Paternity	PT	1.0	4	4	3	75%
Remand Custody	RC	1.0	4	4	4	100%
Remand Visitation	RV	1.0	4	4	4	100%
Show Cause	SC	0.0	0	3	0	0%
Status Offense	ST	2.4	1	7	5	500%
Traffic	T	1.4	16	23	14	88%
Termination of Parental Rights	TP	1.0	15	15	10	67%
Truancy/Runaway (Child in Need of Supervision)	TR	6.4	7	51	9	129%
Juvenile Total			404	892	419	103.7%
Totals			789	1,835	812	102.9%



	Total Filings with %
Custody Visitation (CV)	206 26%
Criminal Misdemeanor (CM)	151 19%
Show Cause (SC)	112 14%
Civil Support (VS)	59 7%
Delinquency Misdemeanor (DM)	41 5%
Others	220 28%
Total	789 100%

Special Case Activities


Emergency Protective Order	PE	1.0	66
Emergency Custody Order	EC	1.0	4
Mental Commitment	MC	1.0	8
Temporary Detention Order	TD	1.0	6

**Commonwealth of Virginia
Caseload Statistics of the J&DR District Courts**

Roanoke

August 2016

	Filing Type	Hearings Per Case	Filings	Hearings	Concluded	Clearance Rate
Adult						
Protective Order - Non Familv Abuse	AP	1.0	1	1	1	100%
Capias	CA	3.2	3	17	6	200%
Criminal Felony	CF	2.6	36	74	27	75%
Criminal Misdemeanor	CM	2.6	172	457	168	98%
Protective Order – Familv Abuse	FP	1.9	34	71	34	100%
Motion - Modifv Protective Order	MP	1.0	1	1	1	100%
Remand Support	RS	1.0	3	3	3	100%
Show Cause	SC	2.9	94	330	115	122%
Civil Support	VS	1.8	95	169	105	111%
Adult Total			439	1,123	460	104.8%
Juvenile						
Abuse or Neglect	AN	2.9	43	109	29	67%
Protective Order – Non Familv Abuse	AP	0.0	1	2	0	0%
Capias	CA	3.0	1	7	1	100%
Relief of Custody	CR	1.0	1	1	1	100%
Child in Need of Services	CS	4.0	1	4	2	200%
Custody Visitation	CV	2.5	183	435	182	99%
Delinquency Felony	DF	9.0	16	114	14	88%
Delinquency Misdemeanor	DM	5.0	29	153	30	103%
Entrustment Agreement	ET	1.0	2	2	2	100%
Foster Care Review	FC	1.0	27	28	27	100%
Initial Foster Care Review	IF	1.0	11	11	11	100%
Motion - Modifv Protective Order	MP	1.0	2	2	2	100%
Permanency Planning	PH	1.0	12	12	12	100%
Paternity	PT	2.0	2	4	2	100%
Remand Custody	RC	1.0	8	8	8	100%
Restricted Driver's License	RL	6.5	1	2	2	200%
Remand Visitation	RV	1.0	8	8	8	100%
Show Cause	SC	2.3	3	9	4	133%
Status Offense	ST	2.8	2	10	6	300%
Traffic	T	1.6	15	30	20	133%
Termination of Parental Rihts	TP	1.0	5	6	5	100%
Truancy/Runaway (Child in Need of Supervision)	TR	4.9	8	49	9	113%
	VA	1.0	2	2	2	100%
Juvenile Total			383	1,008	379	99.0%
Totals			822	2,131	839	102.1%



	Total Filings with %
Custody Visitation (CV)	183 22%
Criminal Misdemeanor (CM)	172 21%
Show Cause (SC)	97 12%
Civil Support (VS)	95 12%
Abuse or Neglect (AN)	43 5%
Others	232 28%
Total	822 100%

Special Case Activities

Emergency Protective Order	PE	1.0	70
Emergency Custody Order	EC	1.0	2
Mental Commitment	MC	1.0	11
Temporary Detention Order	TD	1.0	14


Commonwealth of Virginia
Caseload Statistics of the J&DR District Courts

Roanoke

July 2016

	Filing Type	Hearings Per Case	Filings	Hearings	Concluded	Clearance Rate
Adult						
Bond Forfeiture Show Cause	BF	0.0	1	1	0	0%
Capias	CA	3.6	2	22	11	550%
Criminal Felony	CF	2.9	23	75	27	117%
Criminal Misdemeanor	CM	2.5	165	450	167	101%
Protective Order – Family Abuse	FP	2.0	46	80	33	72%
Motion - Modify Protective Order	MP	1.0	2	2	2	100%
Other	OT	1.0	1	1	1	100%
Protective Order - Violation of Protective Order Conviction	PV	1.0	1	1	1	100%
Remand Support	RS	1.0	1	1	1	100%
Show Cause	SC	3.5	102	302	92	90%
Restricted License - Support	SL	1.3	3	4	4	133%
Civil Support	VS	1.9	63	115	58	92%
Adult Total			410	1,054	397	96.8%
Juvenile						
Abuse or Neglect	AN	2.4	29	62	23	79%
Capias	CA	0.0	1	2	0	0%
Child in Need of Services	CS	3.0	0	6	2	0%
Custody Visitation	CV	2.4	168	401	194	115%
Delinquency Felony	DF	8.5	13	76	11	85%
Delinquency Misdemeanor	DM	5.7	31	131	25	81%
Emancipation	EP	1.0	2	2	2	100%
Foster Care Review	FC	1.0	18	18	18	100%
Initial Foster Care Review	IF	1.0	14	14	14	100%
Motion - Modify Protective Order	MP	1.0	4	4	4	100%
Permanency Planning	PH	1.0	15	15	15	100%
Paternity	PT	3.0	1	5	1	100%
Remand Custody	RC	1.0	1	1	1	100%
Remand Visitation	RV	1.0	2	2	2	100%
Show Cause	SC	3.2	6	12	5	83%
Status Offense	ST	1.0	4	4	2	50%
Traffic	T	1.7	21	38	24	114%
Termination of Parental Rights	TP	1.0	6	6	6	100%
Truancy/Runaway (Child in Need of Supervision)	TR	4.4	15	50	8	53%
Juvenile Total			351	849	357	101.7%
Totals			761	1,903	754	99.1%

New Cases



	Total Filings with %	
Custody Visitation (CV)	168	22%
Criminal Misdemeanor (CM)	165	22%
Show Cause (SC)	108	14%
Civil Support (VS)	63	8%
Protective Order – Family Abuse (FP)	46	6%
Others	211	28%
Total	761	100%

Special Case Activities


Emergency Protective Order	PE	1.0	111
Mental Commitment	MC	1.0	13

Commonwealth of Virginia
Caseload Statistics of the J&DR District Courts

Roanoke

June 2016

	Filing Type	Hearings Per Case	Filings	Hearings	Concluded	Clearance Rate
Adult						
Capias	CA	3.4	4	32	17	425%
Criminal Felony	CF	3.1	25	74	26	104%
Criminal Misdemeanor	CM	2.7	193	537	208	108%
Protective Order – Family Abuse	FP	2.0	28	64	34	121%
Motion - Modifv Protective Order	MP	1.3	3	4	4	133%
Protective Order – Stalking/Acts of Violence	PC	1.0	1	1	1	100%
Protective Order - Violation of Protective Order Conviction	PV	1.0	2	2	2	100%
Remand Support	RS	1.0	2	2	2	100%
Show Cause	SC	3.4	64	373	127	198%
Restricted License - Support	SL	0.0	1	1	0	0%
Civil Support	VS	1.6	76	125	71	93%
Adult Total			399	1,215	492	123.3%
Juvenile						
Abuse or Nelect	AN	3.2	32	81	16	50%
Capias	CA	3.3	0	6	4	0%
Child in Need of Services	CS	0.0	1	4	0	0%
Custody Visitation	CV	2.4	205	467	219	107%
Delinquency Felony	DF	6.0	3	63	8	267%
Delinquency Misdemeanor	DM	5.3	20	135	39	195%
Emancipation	EP	1.0	4	4	3	75%
Foster Care Review	FC	1.0	19	19	19	100%
Initial Foster Care Review	IF	1.0	7	7	7	100%
Motion - Modifv Protective Order	MP	0.0	0	1	0	0%
Permanency Planning	PH	1.1	18	19	18	100%
Paternity	PT	0.0	1	1	0	0%
Remand Custody	RC	1.0	7	7	7	100%
Remand Visitation	RV	1.0	6	6	6	100%
Show Cause	SC	2.0	2	8	2	100%
Status Offense	ST	4.5	3	12	2	67%
Traffic	T	1.7	15	25	10	67%
Termination of Parental Rihts	TP	1.0	18	18	18	100%
Truancy/Runaway (Child in Need of Supervision)	TR	4.4	9	40	10	111%
Juvenile Total			370	923	388	104.9%
Totals			769	2,138	880	114.4%



	Total Filings with %
Custody Visitation (CV)	205 27%
Criminal Misdemeanor (CM)	193 25%
Civil Support (VS)	76 10%
Show Cause (SC)	66 9%
Abuse or Neglect (AN)	32 4%
Others	197 26%
Total	769 100%

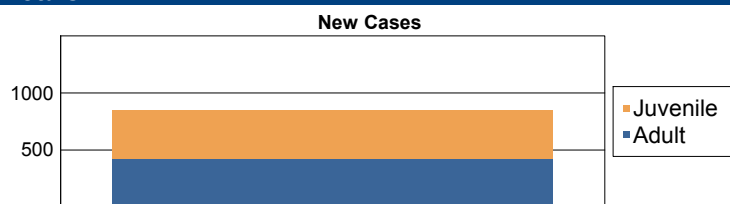
Special Case Activities

Emergency Protective Order	PE	1.0	111
Emergency Custody Order	EC	1.0	6
Mental Commitment	MC	1.0	15

Commonwealth of Virginia
Caseload Statistics of the J&DR District Courts
 May 2016

Roanoke

	Filing Type	Hearings Per Case	Filings	Hearings	Concluded	Clearance Rate
Adult						
Capias	CA	3.6	10	42	15	150%
Criminal Felony	CF	2.8	22	66	23	105%
Criminal Misdemeanor	CM	2.8	156	416	149	96%
Protective Order – Family Abuse	FP	1.8	34	57	30	88%
Motion - Modifv Protective Order	MP	1.0	2	2	1	50%
Protective Order - Violation of Protective Order Conviction	PV	1.0	1	1	1	100%
Remand Support	RS	1.0	1	1	1	100%
Show Cause	SC	3.3	146	417	117	80%
Restricted License - Support	SL	1.0	1	1	1	100%
Civil Support	VS	2.1	47	110	61	130%
Adult Total			420	1,113	399	95.0%
Juvenile						
Abuse or Neglect	AN	2.4	16	66	38	238%
Capias	CA	1.7	3	12	3	100%
Child in Need of Services	CS	0.0	2	8	0	0%
Custody Visitation	CV	1.6	256	471	216	84%
Delinquency Felony	DF	5.0	12	107	14	117%
Delinquency Misdemeanor	DM	3.4	49	238	50	102%
Emancipation	EP	1.0	1	1	1	100%
Entrustment Agreement	ET	1.0	5	5	5	100%
Foster Care Review	FC	1.0	20	21	21	105%
Protective Order – Family Abuse	FP	2.0	1	2	1	100%
Initial Foster Care Review	IF	1.0	12	12	12	100%
Permanency Planning	PH	1.0	7	7	7	100%
Paternity	PT	1.0	2	2	2	100%
Remand Custody	RC	1.0	2	2	2	100%
Remand Visitation	RV	1.0	2	2	2	100%
Show Cause	SC	1.5	3	6	2	67%
Status Offense	ST	2.0	4	14	6	150%
Traffic	T	2.7	11	35	26	236%
Termination of Parental Rights	TP	1.3	2	4	3	150%
Truancy/Runaway (Child in Need of Supervision)	TR	4.4	20	76	9	45%
Juvenile Total			430	1,091	420	97.7%
Totals			850	2,204	819	96.4%



	Total Filings with %
Custody Visitation (CV)	256 30%
Criminal Misdemeanor (CM)	156 18%
Show Cause (SC)	149 18%
Delinquency Misdemeanor (DM)	49 6%
Civil Support (VS)	47 6%
Others	193 23%
Total	850 100%

Special Case Activities

Emergency Protective Order	PE	1.0	149
Emergency Custody Order	EC	1.0	2
Mental Commitment	MC	1.0	9
Temporary Detention Order	TD	1.0	14

**Commonwealth of Virginia
Caseload Statistics of the J&DR District Courts**

Roanoke

April 2016

	Filing Type	Hearings Per Case	Filings	Hearings	Concluded	Clearance Rate
Adult						
Protective Order - Non Familv Abuse	AP	1.0	1	1	1	100%
Capias	CA	3.4	7	36	14	200%
Criminal Felonv	CF	2.0	20	47	5	25%
Criminal Misdemeanor	CM	2.8	134	356	115	86%
Protective Order – Familv Abuse	FP	2.2	20	54	32	160%
Protective Order – Stalking/Acts of Violence	PC	1.5	1	2	2	200%
Remand Support	RS	1.0	4	4	4	100%
Show Cause	SC	3.2	45	320	114	253%
Restricted License - Support	SL	2.0	0	1	1	0%
Civil Support	VS	1.8	73	119	59	81%
Adult Total			305	940	347	113.8%
Juvenile						
Abuse or Neglect	AN	2.7	24	77	34	142%
Protective Order – Non Familv Abuse	AP	1.0	1	1	1	100%
Capias	CA	1.0	2	5	1	50%
Child in Need of Services	CS	3.0	0	2	1	0%
Custodv Visitation	CV	2.0	184	423	174	95%
Delinquency Felonv	DF	6.6	21	95	16	76%
Delinquency Misdemeanor	DM	3.8	39	185	41	105%
Emancipation	EP	1.0	1	1	1	100%
Entrustment Aareement	ET	1.0	2	2	2	100%
Foster Care Review	FC	1.0	38	39	39	103%
Initial Foster Care Review	IF	1.0	15	15	15	100%
Juvenile Support	JS	5.0	0	1	1	0%
Motion - Modifv Protective Order	MP	0.0	1	1	0	0%
Permanency Planning	PH	1.0	2	2	2	100%
Paternity	PT	2.5	1	5	2	200%
Remand Custodv	RC	1.0	15	15	15	100%
Remand Visitation	RV	1.0	15	15	15	100%
Show Cause	SC	0.0	3	4	0	0%
Status Offense	ST	2.8	2	14	6	300%
Traffic	T	1.2	20	34	11	55%
Termination of Parental Rihts	TP	1.2	5	6	6	120%
Truancy/Runaway (Child in Need of Supervision)	TR	3.5	10	54	11	110%
Juvenile Total			401	996	394	98.3%
Totals			706	1,936	741	105.0%

New Cases



	Total Filings with %
Custody Visitation (CV)	184 26%
Criminal Misdemeanor (CM)	134 19%
Civil Support (VS)	73 10%
Show Cause (SC)	48 7%
Delinquency Misdemeanor (DM)	39 6%
Others	228 32%
Total	706 100%

Special Case Activities

Emergency Protective Order	PE	1.0	133
Emergency Custodv Order	EC	1.0	10
Mental Commitment	MC	1.0	7
Temporarv Detention Order	TD	1.0	20

Commonwealth of Virginia
Caseload Statistics of the J&DR District Courts

Roanoke

March 2016

	Filing Type	Hearings Per Case	Filings	Hearings	Concluded	Clearance Rate
Adult						
Bond Forfeiture Show Cause	BF	2.0	1	2	1	100%
Capias	CA	4.2	15	62	26	173%
Criminal Felony	CF	2.7	21	56	26	124%
Criminal Misdemeanor	CM	2.9	157	444	151	96%
Protective Order – Familv Abuse	FP	1.8	50	80	33	66%
Motion - Modifv Protective Order	MP	1.3	4	5	4	100%
Other	OT	1.0	1	1	1	100%
Protective Order – Stalking/Acts of Violence	PC	0.0	1	1	0	0%
Protective Order - Violation of Protective Order Conviction	PV	1.0	3	3	3	100%
Remand Support	RS	1.0	5	5	5	100%
Show Cause	SC	3.1	213	485	97	46%
Restricted License - Support	SL	1.0	3	3	3	100%
Civil Support	VS	1.8	76	137	72	95%
Adult Total			550	1,284	422	76.7%
Juvenile						
Abuse or Neglect	AN	2.5	40	95	24	60%
Protective Order – Non Familv Abuse	AP	1.3	3	4	3	100%
Capias	CA	3.5	2	8	2	100%
Relief of Custody	CR	1.0	2	2	2	100%
Child in Need of Services	CS	4.0	0	7	3	0%
Custody Visitation	CV	1.7	247	426	196	79%
Delinquency Felony	DF	7.0	9	92	16	178%
Delinquency Misdemeanor	DM	4.1	40	190	49	123%
Foster Care Review	FC	1.0	23	23	23	100%
Initial Foster Care Review	IF	1.1	14	15	14	100%
Motion - Modifv Protective Order	MP	1.0	4	4	4	100%
Permanency Planning	PH	1.2	4	5	5	125%
Paternity	PT	1.0	2	3	1	50%
Remand Custody	RC	1.0	12	12	12	100%
Remand Visitation	RV	1.0	12	12	12	100%
Show Cause	SC	3.0	1	3	1	100%
Status Offense	ST	2.7	9	20	3	33%
Traffic	T	2.4	11	27	18	164%
Termination of Parental Rights	TP	1.0	4	4	2	50%
Truancy/Runaway (Child in Need of Supervision)	TR	4.7	8	72	15	188%
Juvenile Total			447	1,024	405	90.6%
Totals			997	2,308	827	82.9%



	Total Filings with %
Custody Visitation (CV)	247 25%
Show Cause (SC)	214 21%
Criminal Misdemeanor (CM)	157 16%
Civil Support (VS)	76 8%
Protective Order – Family Abuse (FP)	50 5%
Others	253 25%
Total	997 100%

Special Case Activities

Emergency Custody Order	EC	1.0	1
Emergency Protective Order	PE	1.0	117
Emergency Custody Order	EC	1.0	2
Mental Commitment	MC	1.0	11
Emergency Protective Order	PE	2.0	0
Temporary Detention Order	TD	1.0	24

**Commonwealth of Virginia
Caseload Statistics of the J&DR District Courts**

Roanoke

February 2016

	Filing Type	Hearings Per Case	Filings	Hearings	Concluded	Clearance Rate
Adult						
Capias	CA	3.0	11	60	27	245%
Criminal Felonv	CF	2.9	17	51	21	124%
Criminal Misdemeanor	CM	2.7	157	443	154	98%
Protective Order – Family Abuse	FP	1.8	33	60	31	94%
Motion - Modifv Protective Order	MP	1.3	3	4	4	133%
Protective Order – Stalking/Acts of Violence	PC	1.0	2	2	2	100%
Protective Order - Violation of Protective Order Conviction	PV	1.0	2	2	2	100%
Remand Support	RS	1.0	30	30	30	100%
Show Cause	SC	3.4	79	350	126	159%
Restricted License - Support	SL	1.0	2	2	1	50%
Civil Support	VS	2.2	71	150	86	121%
Adult Total			407	1,154	484	118.9%
Juvenile						
Abuse or Nealect	AN	2.6	19	81	32	168%
Capias	CA	2.5	2	9	2	100%
Relief of Custody	CR	1.0	1	1	1	100%
Child in Need of Services	CS	8.0	2	6	1	50%
Custody Visitation	CV	2.2	220	475	234	106%
Delinquency Felonv	DF	9.4	16	99	27	169%
Delinquency Misdemeanor	DM	5.2	43	190	45	105%
Emancipation	EP	1.0	4	4	4	100%
Foster Care Review	FC	1.0	31	31	31	100%
Initial Foster Care Review	IF	1.0	19	19	19	100%
Juvenile Support	JS	0.0	0	1	0	0%
Motion - Modifv Protective Order	MP	2.0	0	1	1	0%
Permanency Planning	PH	1.0	7	7	6	86%
Paternity	PT	0.0	1	2	0	0%
Remand Custody	RC	1.0	37	37	37	100%
Remand Visitation	RV	1.0	35	35	35	100%
Show Cause	SC	3.5	0	4	2	0%
Status Offense	ST	1.3	15	21	9	60%
Traffic	T	1.8	24	41	23	96%
Termination of Parental Rihts	TP	1.2	5	6	5	100%
Truancy/Runaway (Child in Need of Supervision)	TR	4.4	29	71	13	45%
Juvenile Total			510	1,141	527	103.3%
Totals			917	2,295	1,011	110.3%

New Cases



	Total Filings with %
Custody Visitation (CV)	220 24%
Criminal Misdemeanor (CM)	157 17%
Show Cause (SC)	79 9%
Civil Support (VS)	71 8%
Delinquency Misdemeanor (DM)	43 5%
Others	347 38%
Total	917 100%

Special Case Activities

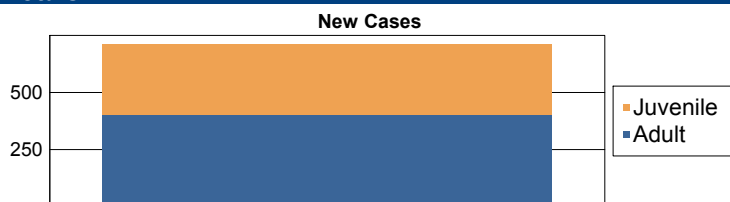
Emergency Protective Order	PE	1.0	99
Mental Commitment	MC	1.0	14
Non-Case	NC	2.0	0
Emergency Protective Order	PE	0.0	2
Temporary Detention Order	TD	1.0	22

Commonwealth of Virginia
Caseload Statistics of the J&DR District Courts

Roanoke

January 2016

	Filing Type	Hearings Per Case	Filings	Hearings	Concluded	Clearance Rate
Adult						
Capias	CA	3.3	14	53	19	136%
Criminal Felony	CF	2.5	19	42	12	63%
Criminal Misdemeanor	CM	2.7	169	413	153	91%
Protective Order – Family Abuse	FP	1.7	27	47	26	96%
Motion - Modifv Protective Order	MP	1.0	4	4	4	100%
Protective Order - Violation of Protective Order Conviction	PV	1.0	2	2	2	100%
Remand Support	RS	1.0	2	2	2	100%
Show Cause	SC	3.2	112	427	135	121%
Civil Support	VS	2.4	54	139	82	152%
Adult Total			403	1,129	435	107.9%
Juvenile						
Abuse or Neglect	AN	2.7	26	53	15	58%
Capias	CA	4.0	2	6	1	50%
Child in Need of Services	CS	0.0	1	5	0	0%
Custody Visitation	CV	2.2	163	405	209	128%
Delinquency Felony	DF	9.0	7	92	15	214%
Delinquency Misdemeanor	DM	4.4	34	198	49	144%
Foster Care Review	FC	1.0	19	19	19	100%
Initial Foster Care Review	IF	1.0	9	9	9	100%
Juvenile Support	JS	0.0	0	1	0	0%
Motion - Modifv Protective Order	MP	0.0	1	1	0	0%
Permanency Planning	PH	1.0	1	1	1	100%
Paternity	PT	0.0	1	1	0	0%
Remand Custody	RC	1.0	2	2	2	100%
Remand Visitation	RV	1.0	3	3	3	100%
Show Cause	SC	1.0	4	5	2	50%
Status Offense	ST	2.8	2	11	6	300%
Traffic	T	1.9	25	40	20	80%
Termination of Parental Rights	TP	1.0	4	4	4	100%
Truancy/Runaway (Child in Need of Supervision)	TR	3.9	5	46	11	220%
Juvenile Total			309	902	366	118.4%
Totals			712	2,031	801	112.5%



	Total Filings with %
Criminal Misdemeanor (CM)	169 24%
Custody Visitation (CV)	163 23%
Show Cause (SC)	116 16%
Civil Support (VS)	54 8%
Delinquency Misdemeanor (DM)	34 5%
Others	176 25%
Total	712 100%

Special Case Activities

Emergency Protective Order	PE	1.0	82
Emergency Custody Order	EC	1.0	2
Mental Commitment	MC	1.0	27
Non-Case	NC	0.0	1
Temporary Detention Order	TD	1.0	40


Commonwealth of Virginia
Caseload Statistics of the J&DR District Courts

Roanoke County

December 2016

	Filing Type	Hearings Per Case	Filings	Hearings	Concluded	Clearance Rate
Adult						
Capias	CA	2.3	3	11	3	100%
Criminal Felony	CF	3.3	9	29	9	100%
Criminal Misdemeanor	CM	2.5	38	138	44	116%
Protective Order – Family Abuse	FP	2.0	13	27	12	92%
Motion - Modifv Protective Order	MP	1.5	2	3	2	100%
Protective Order - Violation of Protective Order Conviction	PV	1.0	1	1	1	100%
Remand Support	RS	1.0	1	1	1	100%
Show Cause	SC	3.8	39	100	29	74%
Restricted License - Support	SL	1.5	2	3	2	100%
Civil Support	VS	1.3	36	61	29	81%
Adult Total			144	374	132	91.7%
Juvenile						
Abuse or Neglect	AN	3.5	4	18	6	150%
Relief of Custody	CR	0.0	1	1	0	0%
Child in Need of Services	CS	2.0	0	2	1	0%
Custody Visitation	CV	2.7	93	193	75	81%
Delinquency Felony	DF	5.0	5	27	4	80%
Delinquency Misdemeanor	DM	3.2	14	61	13	93%
Foster Care Review	FC	1.0	4	4	4	100%
Initial Foster Care Review	IF	1.0	5	5	5	100%
Motion - Modifv Protective Order	MP	1.0	3	3	1	33%
Permanency Planning	PH	1.0	9	9	8	89%
Paternity	PT	2.0	0	3	3	0%
Remand Custody	RC	1.0	1	1	1	100%
Status Offense	ST	2.0	1	3	1	100%
Traffic	T	1.0	18	23	1	6%
Termination of Parental Rights	TP	0.0	2	6	0	0%
Truancy/Runaway (Child in Need of Supervision)	TR	4.0	1	3	1	100%
Juvenile Total			161	362	124	77.0%
Totals			305	736	256	83.9%

New Cases



	Total Filings with %
Custody Visitation (CV)	93 30%
Show Cause (SC)	39 13%
Criminal Misdemeanor (CM)	38 12%
Civil Support (VS)	36 12%
Traffic (T)	18 6%
Others	81 27%
Total	305 100%

Special Case Activities

Emergency Protective Order	PE	1.0	29
Temporary Detention Order	TD	1.0	2

Commonwealth of Virginia
Caseload Statistics of the J&DR District Courts

Roanoke County

November 2016

	Filing Type	Hearings Per Case	Filings	Hearings	Concluded	Clearance Rate
Adult						
Protective Order - Non Familv Abuse	AP	2.0	1	2	1	100%
Capias	CA	1.7	6	14	3	50%
Criminal Felonv	CF	3.0	7	27	9	129%
Criminal Misdemeanor	CM	2.7	50	116	32	64%
Protective Order – Familv Abuse	FP	2.2	15	36	21	140%
Motion - Modifv Protective Order	MP	1.0	3	3	3	100%
Other	OT	1.0	1	1	1	100%
Remand Support	RS	1.0	4	4	4	100%
Show Cause	SC	2.4	16	68	30	188%
Restricted License - Support	SL	1.0	2	2	1	50%
Civil Support	VS	1.6	45	74	49	109%
Adult Total			150	347	154	102.7%
Juvenile						
Abuse or Nealect	AN	2.8	6	23	5	83%
Relief of Custodv	CR	2.0	1	2	1	100%
Child in Need of Services	CS	4.0	1	3	1	100%
Custodv Visitation	CV	2.1	96	230	120	125%
Delinquencv Felonv	DF	3.3	4	32	4	100%
Delinquencv Misdemeanor	DM	3.5	28	119	26	93%
Foster Care Review	FC	1.0	8	8	8	100%
Initial Foster Care Review	IF	1.0	3	3	3	100%
Motion - Modifv Protective Order	MP	3.0	2	3	1	50%
Permanencv Planning	PH	1.1	6	7	7	117%
Paternitv	PT	3.0	3	5	3	100%
Remand Custodv	RC	1.0	3	3	3	100%
Show Cause	SC	3.0	0	2	1	0%
Status Offense	ST	2.0	0	1	1	0%
Traffic	T	1.9	17	24	14	82%
Truancv/Runawav (Child in Need of Supervision)	TR	0.0	1	2	0	0%
	VA	1.0	2	2	2	100%
Juvenile Total			181	469	200	110.5%
Totals			331	816	354	106.9%



	Total Filings with %
Custody Visitation (CV)	96 29%
Criminal Misdemeanor (CM)	50 15%
Civil Support (VS)	45 14%
Delinquency Misdemeanor (DM)	28 8%
Traffic (T)	17 5%
Others	95 29%
Total	331 100%

Special Case Activities

Emeraencv Protective Order	PE	1.0	33
Emeraencv Custodv Order	EC	1.0	2
Non-Case	NC	0.0	0

Commonwealth of Virginia
Caseload Statistics of the J&DR District Courts

Roanoke County

October 2016

	Filing Type	Hearings Per Case	Filings	Hearings	Concluded	Clearance Rate
Adult						
Capias	CA	3.0	7	21	7	100%
Criminal Felony	CF	3.0	14	39	16	114%
Criminal Misdemeanor	CM	3.0	42	142	49	117%
Protective Order – Family Abuse	FP	1.7	14	26	11	79%
Motion - Modify Protective Order	MP	1.0	4	4	3	75%
Protective Order - Violation of Protective Order Conviction	PV	1.0	1	1	1	100%
Remand Support	RS	1.0	2	2	2	100%
Show Cause	SC	3.4	40	133	47	118%
Restricted License - Support	SL	0.0	1	1	0	0%
Civil Support	VS	1.6	51	89	53	104%
Adult Total			176	458	189	107.4%
Juvenile						
Abuse or Neglect	AN	3.4	10	34	9	90%
Relief of Custody	CR	1.0	2	2	2	100%
Custody Visitation	CV	1.4	141	229	108	77%
Delinquency Felony	DF	3.0	10	50	2	20%
Delinquency Misdemeanor	DM	3.5	23	79	13	57%
Motion - Modify Protective Order	MP	1.7	2	9	6	300%
Permanency Planning	PH	1.0	13	13	13	100%
Paternity	PT	3.0	1	2	1	100%
Remand Custody	RC	1.0	4	4	4	100%
Remand Visitation	RV	1.0	1	1	1	100%
Status Offense	ST	3.7	6	8	3	50%
Traffic	T	1.9	33	59	21	64%
Termination of Parental Rights	TP	1.3	8	10	8	100%
Truancy/Runaway (Child in Need of Supervision)	TR	0.0	0	2	0	0%
Juvenile Total			254	502	191	75.2%
Totals			430	960	380	88.4%



	Total Filings with %
Custody Visitation (CV)	141 33%
Civil Support (VS)	51 12%
Criminal Misdemeanor (CM)	42 10%
Show Cause (SC)	40 9%
Traffic (T)	33 8%
Others	123 29%
Total	430 100%

Special Case Activities

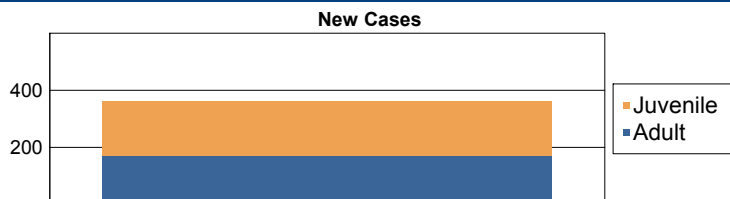
Emergency Protective Order	PE	1.0	35
Non-Case	NC	0.0	0

Commonwealth of Virginia
Caseload Statistics of the J&DR District Courts

Roanoke County

September 2016

	Filing Type	Hearings Per Case	Filings	Hearings	Concluded	Clearance Rate
Adult						
Capias	CA	3.0	6	19	4	67%
Criminal Felonv	CF	3.0	14	31	6	43%
Criminal Misdemeanor	CM	2.9	37	150	66	178%
Protective Order – Family Abuse	FP	2.1	14	25	10	71%
Motion - Modifv Protective Order	MP	2.0	0	1	1	0%
Remand Support	RS	1.0	6	6	6	100%
Show Cause	SC	2.9	58	153	49	84%
Restricted License - Support	SL	1.0	1	1	1	100%
Civil Support	VS	1.4	33	55	29	88%
Adult Total			169	441	172	101.8%
Juvenile						
Abuse or Neglect	AN	4.9	8	34	14	175%
Relief of Custodv	CR	0.0	1	1	0	0%
Custodv Visitation	CV	1.9	97	205	110	113%
Delinquency Felonv	DF	2.0	13	27	2	15%
Delinquency Misdemeanor	DM	3.9	26	110	35	135%
Foster Care Review	FC	1.0	6	6	6	100%
Initial Foster Care Review	IF	1.0	3	3	3	100%
Motion - Modifv Protective Order	MP	0.0	4	5	0	0%
Permanency Planning	PH	1.0	4	4	4	100%
Paternity	PT	0.0	3	3	0	0%
Remand Custodv	RC	1.0	5	5	5	100%
Remand Visitation	RV	1.0	3	3	3	100%
Status Offense	ST	5.8	0	4	4	0%
Traffic	T	2.9	18	50	17	94%
Termination of Parental Rights	TP	2.0	0	2	2	0%
Truancy/Runaway (Child in Need of Supervision)	TR	6.0	0	2	1	0%
Juvenile Total			191	464	206	107.9%
Totals			360	905	378	105.0%



	Total Filings with %
Custody Visitation (CV)	97 27%
Show Cause (SC)	58 16%
Criminal Misdemeanor (CM)	37 10%
Civil Support (VS)	33 9%
Delinquency Misdemeanor (DM)	26 7%
Others	109 30%
Total	360 100%

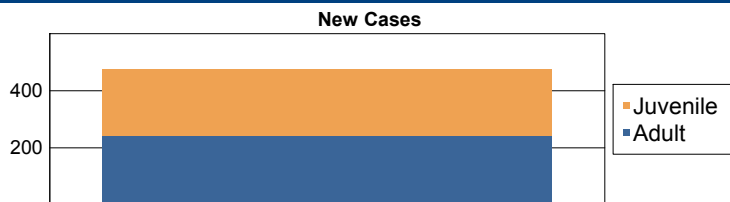
Special Case Activities

Emergency Protective Order	PE	1.0	36
Emergency Custodv Order	EC	1.0	2
Non-Case	NC	2.0	3

Commonwealth of Virginia
Caseload Statistics of the J&DR District Courts
August 2016

Roanoke County

	Filing Type	Hearings Per Case	Filings	Hearings	Concluded	Clearance Rate
Adult						
Protective Order - Non Familv Abuse	AP	1.0	1	1	1	100%
Capias	CA	3.5	2	10	2	100%
Criminal Felonv	CF	3.2	10	48	21	210%
Criminal Misdemeanor	CM	3.0	63	174	61	97%
Protective Order – Familv Abuse	FP	2.2	13	29	13	100%
Motion - Modifv Protective Order	MP	1.0	1	1	1	100%
Show Cause	SC	3.2	58	109	24	41%
Restricted License - Support	SL	1.0	3	3	3	100%
Civil Support	VS	1.5	91	123	71	78%
Adult Total			242	498	197	81.4%
Juvenile						
Abuse or Neglect	AN	3.4	9	25	7	78%
Child in Need of Services	CS	5.0	1	3	1	100%
Custodv Visitation	CV	2.0	156	332	157	101%
Delinquencv Felonv	DF	4.0	7	27	2	29%
Delinquencv Misdemeanor	DM	2.9	17	91	16	94%
Entrustment Agreement	ET	1.0	2	2	2	100%
Foster Care Review	FC	1.0	6	6	6	100%
Initial Foster Care Review	IF	1.0	1	1	1	100%
Motion - Modifv Protective Order	MP	1.2	7	8	6	86%
Permanencv Plannina	PH	1.0	6	6	6	100%
Paternity	PT	1.5	1	3	2	200%
Remand Custodv	RC	1.0	2	2	2	100%
Remand Visitation	RV	1.0	1	1	1	100%
Show Cause	SC	0.0	1	1	0	0%
Status Offense	ST	1.0	2	2	2	100%
Traffic	T	2.5	13	44	22	169%
Termination of Parental Rihts	TP	1.0	2	2	2	100%
Truancv/Runawav (Child in Need of Supervision)	TR	3.0	0	5	2	0%
Juvenile Total			234	561	237	101.3%
Totals			476	1,059	434	91.2%



	Total Filings with %
Custody Visitation (CV)	156 33%
Civil Support (VS)	91 19%
Criminal Misdemeanor (CM)	63 13%
Show Cause (SC)	59 12%
Delinquency Misdemeanor (DM)	17 4%
Others	90 19%
Total	476 100%

Special Case Activities

Emeraencv Protective Order	PE	1.0	41
Non-Case	NC	0.0	1


Commonwealth of Virginia
Caseload Statistics of the J&DR District Courts

Roanoke County

July 2016

	Filing Type	Hearings Per Case	Filings	Hearings	Concluded	Clearance Rate
Adult						
Protective Order - Non Familv Abuse	AP	1.5	1	2	2	200%
Capias	CA	3.8	6	18	4	67%
Criminal Felonv	CF	2.8	12	39	16	133%
Criminal Misdemeanor	CM	2.7	61	188	93	152%
Protective Order – Familv Abuse	FP	2.1	13	30	15	115%
Motion - Modifv Protective Order	MP	1.0	2	2	2	100%
Remand Support	RS	1.0	4	4	4	100%
Show Cause	SC	3.5	19	111	45	237%
Restricted License - Support	SL	1.0	2	2	2	100%
Civil Support	VS	1.7	46	82	53	115%
Adult Total			166	478	236	142.2%
Juvenile						
Abuse or Nealect	AN	3.5	11	31	11	100%
Capias	CA	0.0	0	1	0	0%
Relief of Custody	CR	1.3	2	3	3	150%
Custody Visitation	CV	1.8	102	207	99	97%
Delinquencv Felonv	DF	3.5	2	24	2	100%
Delinquencv Misdemeanor	DM	4.5	28	115	39	139%
Foster Care Review	FC	1.0	3	3	3	100%
Initial Foster Care Review	IF	1.0	7	7	7	100%
Motion - Modifv Protective Order	MP	1.0	2	2	2	100%
Permanencv Planning	PH	1.0	7	7	7	100%
Paternity	PT	2.0	1	2	1	100%
Show Cause	SC	2.5	0	2	2	0%
Status Offense	ST	8.0	0	1	1	0%
Traffic	T	2.2	34	64	31	91%
Termination of Parental Rihts	TP	2.0	8	14	6	75%
Truancv/Runawav (Child in Need of Supervision)	TR	4.7	2	5	3	150%
Juvenile Total			209	488	217	103.8%
Totals			375	966	453	120.8%

New Cases



	Total Filings with %
Custody Visitation (CV)	102 27%
Criminal Misdemeanor (CM)	61 16%
Civil Support (VS)	46 12%
Traffic (T)	34 9%
Delinquency Misdemeanor (DM)	28 7%
Others	104 28%
Total	375 100%

Special Case Activities

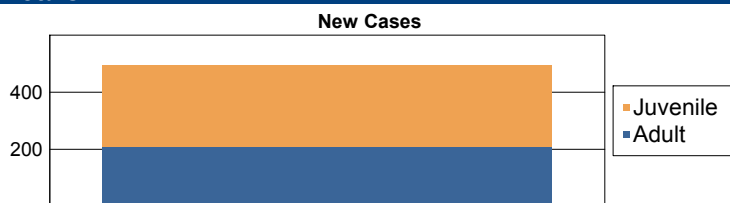
Emeraencv Protective Order	PE	1.0	50
Emeraencv Custodv Order	EC	1.0	2
Non-Case	NC	1.0	1
Temporary Detention Order	TD	1.0	2

Commonwealth of Virginia
Caseload Statistics of the J&DR District Courts

Roanoke County

June 2016

	Filing Type	Hearings Per Case	Filings	Hearings	Concluded	Clearance Rate
Adult						
Protective Order - Non Family Abuse	AP	0.0	1	1	0	0%
Capias	CA	3.0	7	21	11	157%
Criminal Felony	CF	2.8	15	40	5	33%
Criminal Misdemeanor	CM	3.1	62	179	70	113%
Protective Order – Family Abuse	FP	2.1	12	25	13	108%
Motion - Modify Protective Order	MP	1.0	4	4	3	75%
Protective Order - Violation of Protective Order Conviction	PV	1.0	1	1	1	100%
Remand Support	RS	1.0	1	1	1	100%
Show Cause	SC	3.5	36	160	55	153%
Restricted License - Support	SL	1.0	1	1	1	100%
Civil Support	VS	1.6	69	109	71	103%
Adult Total			209	542	231	110.5%
Juvenile						
Abuse or Neglect	AN	4.3	4	22	7	175%
Protective Order – Non Family Abuse	AP	1.0	1	1	1	100%
Capias	CA	0.0	1	1	0	0%
Child in Need of Services	CS	8.0	1	4	1	100%
Custody Visitation	CV	1.9	189	353	183	97%
Delinquency Felony	DF	3.6	12	39	5	42%
Delinquency Misdemeanor	DM	3.5	41	113	24	59%
Foster Care Review	FC	1.0	2	2	2	100%
Initial Foster Care Review	IF	2.0	0	1	1	0%
Motion - Modify Protective Order	MP	3.0	0	2	1	0%
Permanency Planning	PH	1.0	9	9	9	100%
Paternity	PT	0.0	1	2	0	0%
Remand Custody	RC	1.0	5	5	5	100%
Show Cause	SC	0.0	1	1	0	0%
Status Offense	ST	3.0	0	3	1	0%
Traffic	T	2.1	15	46	22	147%
Termination of Parental Rights	TP	2.6	2	11	5	250%
Truancy/Runaway (Child in Need of Supervision)	TR	0.0	1	5	0	0%
Juvenile Total			285	620	267	93.7%
Totals			494	1,162	498	100.8%



	Total Filings with %
Custody Visitation (CV)	189 38%
Civil Support (VS)	69 14%
Criminal Misdemeanor (CM)	62 13%
Delinquency Misdemeanor (DM)	41 8%
Show Cause (SC)	37 7%
Others	96 19%
Total	494 100%

Special Case Activities

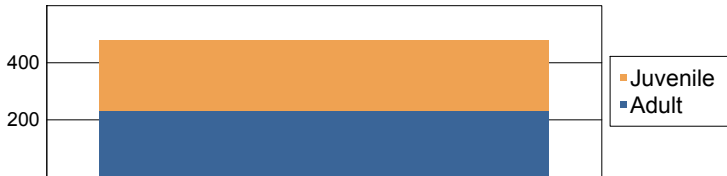
Non-Case	NC	2.0	1
Emergency Protective Order	PE	1.0	45
Emergency Custody Order	EC	1.0	2
Non-Case	NC	1.0	1
Temporary Detention Order	TD	1.0	2

Commonwealth of Virginia
Caseload Statistics of the J&DR District Courts
 May 2016

Roanoke County

	Filing Type	Hearings Per Case	Filings	Hearings	Concluded	Clearance Rate
Adult						
Bond Forfeiture Show Cause	BF	1.0	1	1	1	100%
Capias	CA	3.3	3	17	6	200%
Criminal Felony	CF	3.3	16	51	24	150%
Criminal Misdemeanor	CM	3.2	73	189	45	62%
Protective Order – Familv Abuse	FP	2.0	17	32	14	82%
Motion - Modifv Protective Order	MP	1.3	4	5	4	100%
Protective Order - Violation of Protective Order Conviction	PV	1.0	1	1	1	100%
Remand Support	RS	1.0	2	2	2	100%
Show Cause	SC	3.4	55	141	42	76%
Restricted License - Support	SL	1.0	1	1	1	100%
Civil Support	VS	1.7	59	91	60	102%
Adult Total			232	531	200	86.2%
Juvenile						
Abuse or Nealect	AN	3.3	8	36	8	100%
Relief of Custodv	CR	0.0	1	1	0	0%
Child in Need of Services	CS	0.0	0	2	0	0%
Custodv Visitation	CV	2.0	167	288	150	90%
Delinquencv Felonv	DF	5.8	6	37	11	183%
Delinquencv Misdemeanor	DM	4.8	13	132	44	338%
Foster Care Review	FC	1.0	2	2	2	100%
Initial Foster Care Review	IF	1.0	5	5	5	100%
Motion - Modifv Protective Order	MP	1.5	3	5	4	133%
Permanencv Planning	PH	1.0	17	17	17	100%
Paternitv	PT	3.0	1	3	1	100%
Show Cause	SC	0.0	1	2	0	0%
Status Offense	ST	2.5	1	6	4	400%
Traffic	T	2.3	19	52	28	147%
Termination of Parental Rihts	TP	0.0	4	6	0	0%
Truancv/Runawav (Child in Need of Supervision)	TR	6.5	0	3	2	0%
Juvenile Total			248	597	276	111.3%
Totals			480	1,128	476	99.2%

New Cases



	Total Filings with %
Custody Visitation (CV)	167 35%
Criminal Misdemeanor (CM)	73 15%
Civil Support (VS)	59 12%
Show Cause (SC)	56 12%
Traffic (T)	19 4%
Others	106 22%
Total	480 100%

Special Case Activities

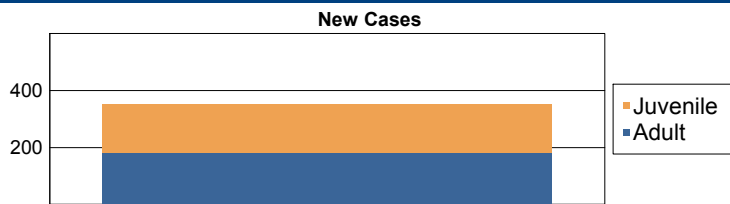
Emeraencv Protective Order	PE	1.0	44
Temporarv Detention Order	TD	1.0	2

Commonwealth of Virginia
Caseload Statistics of the J&DR District Courts

Roanoke County

April 2016

	Filing Type	Hearings Per Case	Filings	Hearings	Concluded	Clearance Rate
Adult						
Capias	CA	2.7	4	20	12	300%
Criminal Felonv	CF	2.4	13	27	5	38%
Criminal Misdemeanor	CM	3.0	56	139	53	95%
Protective Order – Family Abuse	FP	2.4	10	29	16	160%
Motion - Modifv Protective Order	MP	1.0	2	2	2	100%
Protective Order - Violation of Protective Order Conviction	PV	1.0	1	1	1	100%
Remand Support	RS	0.0	1	1	0	0%
Show Cause	SC	3.2	43	172	52	121%
Restricted License - Support	SL	1.5	1	2	2	200%
Civil Support	VS	1.9	51	95	60	118%
Adult Total			182	488	203	111.5%
Juvenile						
Abuse or Nealect	AN	4.3	10	38	13	130%
Capias	CA	5.0	0	1	1	0%
Custody Visitation	CV	1.6	95	181	96	101%
Delinquency Felonv	DF	5.3	6	32	8	133%
Delinquency Misdemeanor	DM	4.4	21	110	22	105%
Entrustment Agreement	ET	1.0	1	1	1	100%
Foster Care Review	FC	1.0	2	2	2	100%
Initial Foster Care Review	IF	1.0	4	4	4	100%
Motion - Modifv Protective Order	MP	2.0	0	3	3	0%
Permanency Planning	PH	1.0	4	4	4	100%
Paternity	PT	2.0	1	2	1	100%
Status Offense	ST	0.0	0	4	0	0%
Traffic	T	2.6	27	42	15	56%
Truancy/Runaway (Child in Need of Supervision)	TR	0.0	0	2	0	0%
Juvenile Total			171	426	170	99.4%
Totals			353	914	373	105.7%



	Total Filings with %
Custody Visitation (CV)	95 27%
Criminal Misdemeanor (CM)	56 16%
Civil Support (VS)	51 14%
Show Cause (SC)	43 12%
Traffic (T)	27 8%
Others	81 23%
Total	353 100%

Special Case Activities

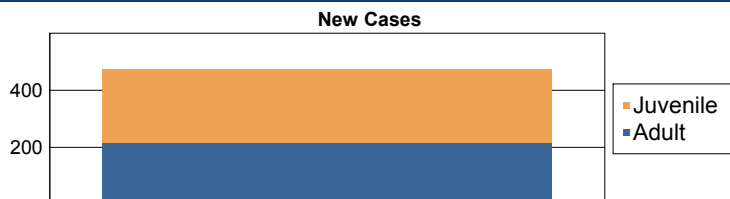
Non-Case	NC	1.0	1
Emergency Protective Order	PE	1.0	49

Commonwealth of Virginia
Caseload Statistics of the J&DR District Courts

Roanoke County

March 2016

	Filing Type	Hearings Per Case	Filings	Hearings	Concluded	Clearance Rate
Adult						
Capias	CA	1.4	16	25	8	50%
Criminal Felony	CF	2.5	25	94	48	192%
Criminal Misdemeanor	CM	3.1	49	153	39	80%
Protective Order – Family Abuse	FP	2.4	15	31	13	87%
Motion - Modifv Protective Order	MP	1.5	5	6	6	120%
Show Cause	SC	2.7	53	166	40	75%
Restricted License - Support	SL	1.0	2	2	2	100%
Civil Support	VS	2.0	53	106	54	102%
Adult Total			218	583	210	96.3%
Juvenile						
Abuse or Neglect	AN	3.2	8	27	10	125%
Capias	CA	0.0	0	2	0	0%
Relief of Custody	CR	1.0	2	2	2	100%
Child in Need of Services	CS	0.0	0	2	0	0%
Custody Visitation	CV	1.9	158	263	127	80%
Delinquency Felony	DF	4.0	7	47	6	86%
Delinquency Misdemeanor	DM	3.6	27	126	28	104%
Foster Care Review	FC	1.0	3	3	3	100%
Initial Foster Care Review	IF	1.0	2	2	2	100%
Motion - Modifv Protective Order	MP	1.0	8	10	4	50%
Permanency Planning	PH	1.1	9	10	9	100%
Paternity	PT	0.0	0	1	0	0%
Remand Custody	RC	1.0	3	3	3	100%
Status Offense	ST	1.0	2	5	2	100%
Traffic	T	2.2	27	54	21	78%
Termination of Parental Rights	TP	0.0	0	3	0	0%
Truancy/Runaway (Child in Need of Supervision)	TR	2.0	1	5	2	200%
Juvenile Total			257	565	219	85.2%
Totals			475	1,148	429	90.3%



	Total Filings with %
Custody Visitation (CV)	158 33%
Civil Support (VS)	53 11%
Show Cause (SC)	53 11%
Criminal Misdemeanor (CM)	49 10%
Delinquency Misdemeanor (DM)	27 6%
Others	135 28%
Total	475 100%

Special Case Activities


Emergency Protective Order	PE	1.0	29
Temporary Detention Order	TD	1.0	2

Commonwealth of Virginia
Caseload Statistics of the J&DR District Courts

Roanoke County

February 2016

	Filing Type	Hearings Per Case	Filings	Hearings	Concluded	Clearance Rate
Adult						
Capias	CA	3.2	3	15	5	167%
Criminal Felony	CF	2.6	16	42	18	113%
Criminal Misdemeanor	CM	2.7	41	142	49	120%
Protective Order – Family Abuse	FP	2.5	10	24	10	100%
Motion - Modifv Protective Order	MP	1.3	6	8	8	133%
Remand Support	RS	1.0	2	2	2	100%
Show Cause	SC	2.9	48	125	35	73%
Restricted License - Support	SL	1.0	2	2	2	100%
Civil Support	VS	1.8	51	96	57	112%
Adult Total			179	456	186	103.9%
Juvenile						
Abuse or Neglect	AN	3.6	11	46	14	127%
Child in Need of Services	CS	0.0	0	2	0	0%
Custody Visitation	CV	1.9	110	236	131	119%
Delinquency Felony	DF	8.0	7	22	2	29%
Delinquency Misdemeanor	DM	4.3	26	92	8	31%
Foster Care Review	FC	1.0	5	5	5	100%
Initial Foster Care Review	IF	1.0	2	2	1	50%
Motion - Modifv Protective Order	MP	1.0	2	3	1	50%
Permanency Planning	PH	1.0	6	6	6	100%
Remand Custody	RC	1.0	1	1	1	100%
Remand Visitation	RV	1.0	1	1	1	100%
Status Offense	ST	6.0	0	1	1	0%
Traffic	T	1.9	23	40	16	70%
Termination of Parental Rights	TP	2.0	3	5	2	67%
Truancy/Runaway (Child in Need of Supervision)	TR	0.0	2	3	0	0%
Juvenile Total			199	465	189	95.0%
Totals			378	921	375	99.2%



	Total Filings with %
Custody Visitation (CV)	110 29%
Civil Support (VS)	51 13%
Show Cause (SC)	48 13%
Criminal Misdemeanor (CM)	41 11%
Delinquency Misdemeanor (DM)	26 7%
Others	102 27%
Total	378 100%

Special Case Activities

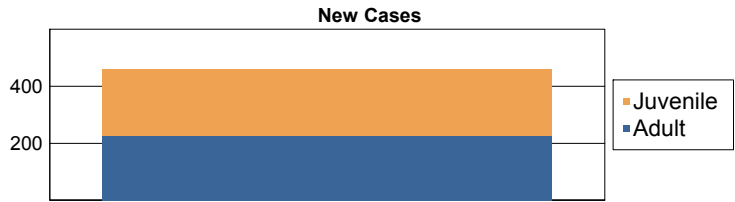
Emergency Protective Order	PE	1.0	29
Emergency Custody Order	EC	1.0	2
Non-Case	NC	3.0	1
Temporary Detention Order	TD	1.0	4

Commonwealth of Virginia
Caseload Statistics of the J&DR District Courts

Roanoke County

January 2016

	Filing Type	Hearings Per Case	Filings	Hearings	Concluded	Clearance Rate
Adult						
Protective Order - Non Family Abuse	AP	1.0	4	4	4	100%
Capias	CA	2.8	7	30	16	229%
Criminal Felony	CF	2.4	35	60	17	49%
Criminal Misdemeanor	CM	3.0	55	195	80	145%
Protective Order – Family Abuse	FP	2.4	12	27	11	92%
Motion - Modify Protective Order	MP	1.3	3	4	3	100%
Other	OT	1.0	1	1	1	100%
Remand Support	RS	1.0	1	1	1	100%
Show Cause	SC	3.5	40	156	53	133%
Restricted License - Support	SL	1.0	1	1	1	100%
Civil Support	VS	1.6	67	108	66	99%
Adult Total			226	587	253	111.9%
Juvenile						
Abuse or Neglect	AN	4.8	2	16	5	250%
Child in Need of Services	CS	9.0	0	3	1	0%
Custody Visitation	CV	1.7	138	244	151	109%
Delinquency Felony	DF	4.6	8	29	9	113%
Delinquency Misdemeanor	DM	4.1	35	132	29	83%
Foster Care Review	FC	1.0	3	3	3	100%
Initial Foster Care Review	IF	1.0	1	1	1	100%
Motion - Modify Protective Order	MP	2.0	1	2	1	100%
Permanency Planning	PH	1.0	14	14	14	100%
Paternity	PT	2.0	1	3	1	100%
Status Offense	ST	4.8	2	10	5	250%
Traffic	T	2.6	25	51	21	84%
Termination of Parental Rights	TP	0.0	2	2	0	0%
Truancy/Runaway (Child in Need of Supervision)	TR	4.0	3	6	2	67%
Juvenile Total			235	516	243	103.4%
Totals			461	1,103	496	107.6%



	Total Filings with %
Custody Visitation (CV)	138 30%
Civil Support (VS)	67 15%
Criminal Misdemeanor (CM)	55 12%
Show Cause (SC)	40 9%
Criminal Felony (CF)	35 8%
Others	126 27%
Total	461 100%

Special Case Activities

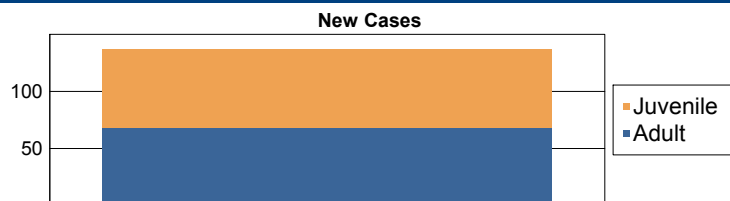
Emergency Protective Order	PE	1.0	35
Emergency Custody Order	EC	1.0	2
Non-Case	NC	0.0	2
Temporary Detention Order	TD	1.0	2

Commonwealth of Virginia
Caseload Statistics of the J&DR District Courts

Rockbridge

December 2016

	Filing Type	Hearings Per Case	Filings	Hearings	Concluded	Clearance Rate
Adult						
Capias	CA	2.0	2	6	2	100%
Criminal Felony	CF	2.5	20	35	2	10%
Criminal Misdemeanor	CM	2.7	10	43	19	190%
Protective Order – Family Abuse	FP	1.6	6	10	5	83%
Show Cause	SC	3.6	15	36	14	93%
Civil Support	VS	1.5	15	21	15	100%
Adult Total			68	151	57	83.8%
Juvenile						
Abuse or Neglect	AN	3.7	2	35	15	750%
Child in Need of Services	CS	4.0	5	7	1	20%
Custody Visitation	CV	1.8	39	62	30	77%
Delinquency Felony	DF	0.0	0	3	0	0%
Delinquency Misdemeanor	DM	2.7	10	48	15	150%
Foster Care Review	FC	1.0	1	1	1	100%
Motion - Modify Protective Order	MP	1.0	2	2	2	100%
Show Cause	SC	2.0	1	3	3	300%
Status Offense	ST	3.5	5	9	2	40%
Traffic	T	2.0	4	10	7	175%
Truancy/Runaway (Child in Need of Supervision)	TR	3.0	0	1	1	0%
Juvenile Total			69	181	77	111.6%
Totals			137	332	134	97.8%



	Total Filings with %
Custody Visitation (CV)	39 28%
Criminal Felony (CF)	20 15%
Show Cause (SC)	16 12%
Civil Support (VS)	15 11%
Criminal Misdemeanor (CM)	10 7%
Others	37 27%
Total	137 100%

Special Case Activities

Emergency Protective Order	PE	1.0	16
----------------------------	----	-----	----

Commonwealth of Virginia
Caseload Statistics of the J&DR District Courts

Rockbridge

November 2016

	Filing Type	Hearings Per Case	Filings	Hearings	Concluded	Clearance Rate
Adult						
Capias	CA	2.3	2	5	3	150%
Criminal Felony	CF	2.9	2	13	10	500%
Criminal Misdemeanor	CM	3.4	6	25	11	183%
Protective Order – Family Abuse	FP	2.3	1	5	4	400%
Remand Support	RS	1.0	1	1	1	100%
Show Cause	SC	2.1	9	30	15	167%
Civil Support	VS	1.5	22	27	20	91%
Adult Total			43	106	64	148.8%
Juvenile						
Abuse or Neglect	AN	4.0	9	25	1	11%
Custody Visitation	CV	1.2	45	60	34	76%
Delinquency Misdemeanor	DM	3.3	13	40	16	123%
Foster Care Review	FC	0.0	1	1	0	0%
Motion - Modify Protective Order	MP	2.5	1	4	4	400%
Remand Custody	RC	1.0	2	2	2	100%
Remand Visitation	RV	1.0	2	2	2	100%
Show Cause	SC	2.0	2	4	2	100%
Status Offense	ST	3.0	0	9	5	0%
Traffic	T	1.4	10	15	9	90%
Truancy/Runaway (Child in Need of Supervision)	TR	2.0	0	3	1	0%
Juvenile Total			85	165	76	89.4%
Totals			128	271	140	109.4%



	Total Filings with %
Custody Visitation (CV)	45 35%
Civil Support (VS)	22 17%
Delinquency Misdemeanor (DM)	13 10%
Show Cause (SC)	11 9%
Traffic (T)	10 8%
Others	27 21%
Total	128 100%

Special Case Activities

Emergency Protective Order	PE	1.0	8
Emergency Protective Order	PE	1.0	2
Temporary Detention Order	TD	1.0	2

Commonwealth of Virginia
Caseload Statistics of the J&DR District Courts

Rockbridge

October 2016

	Filing Type	Hearings Per Case	Filings	Hearings	Concluded	Clearance Rate
Adult						
Capias	CA	1.9	6	10	7	117%
Criminal Felonv	CF	3.3	3	23	14	467%
Criminal Misdemeanor	CM	2.7	17	46	19	112%
Protective Order – Family Abuse	FP	1.6	6	8	5	83%
Motion - Modifv Protective Order	MP	1.0	1	1	1	100%
Other	OT	1.0	1	1	1	100%
Remand Support	RS	1.0	1	1	1	100%
Show Cause	SC	2.9	20	45	20	100%
Civil Support	VS	1.8	18	32	22	122%
Adult Total			73	167	90	123.3%
Juvenile						
Abuse or Neglect	AN	3.9	14	34	7	50%
Protective Order – Non Familv Abuse	AP	4.0	0	1	1	0%
Child in Need of Services	CS	3.0	0	1	1	0%
Custody Visitation	CV	1.6	39	65	46	118%
Delinquency Felonv	DF	0.0	1	4	0	0%
Delinquency Misdemeanor	DM	2.2	9	25	9	100%
Emancipation	EP	2.0	0	1	1	0%
Foster Care Review	FC	1.0	2	2	2	100%
Remand Custody	RC	1.0	1	1	1	100%
Remand Visitation	RV	1.0	1	1	1	100%
Show Cause	SC	0.0	1	2	0	0%
Status Offense	ST	3.0	5	17	9	180%
Traffic	T	2.0	3	7	6	200%
Termination of Parental Rihts	TP	1.0	3	3	3	100%
Truancy/Runaway (Child in Need of Supervision)	TR	6.0	2	6	3	150%
Juvenile Total			81	170	90	111.1%
Totals			154	337	180	116.9%



	Total Filings with %
Custody Visitation (CV)	39 25%
Show Cause (SC)	21 14%
Civil Support (VS)	18 12%
Criminal Misdemeanor (CM)	17 11%
Abuse or Neglect (AN)	14 9%
Others	45 29%
Total	154 100%

Special Case Activities

Non-Case	NC	1.0	2
Emergency Protective Order	PE	1.1	17
Temporary Detention Order	TD	1.0	8

Commonwealth of Virginia
Caseload Statistics of the J&DR District Courts
September 2016

Rockbridge

	Filing Type	Hearings Per Case	Filings	Hearings	Concluded	Clearance Rate
Adult						
Capias	CA	1.0	1	2	1	100%
Criminal Felony	CF	0.0	3	6	0	0%
Criminal Misdemeanor	CM	2.3	10	22	4	40%
Protective Order – Family Abuse	FP	0.0	2	4	0	0%
Motion - Modifv Protective Order	MP	1.0	3	3	3	100%
Show Cause	SC	2.3	13	29	7	54%
Civil Support	VS	1.4	15	28	14	93%
Adult Total			47	94	29	61.7%
Juvenile						
Abuse or Neglect	AN	2.0	3	12	1	33%
Protective Order – Non Family Abuse	AP	0.0	0	1	0	0%
Child in Need of Services	CS	0.0	0	2	0	0%
Custody Visitation	CV	2.0	45	73	38	84%
Delinquency Felony	DF	0.0	1	12	0	0%
Delinquency Misdemeanor	DM	2.0	4	14	2	50%
Emancipation	EP	0.0	1	1	0	0%
Foster Care Review	FC	1.0	1	1	1	100%
Initial Foster Care Review	IF	1.0	1	1	1	100%
Show Cause	SC	0.0	1	1	0	0%
Status Offense	ST	1.0	5	7	3	60%
Traffic	T	4.0	5	6	1	20%
Juvenile Total			67	131	47	70.1%
Totals			114	225	76	66.7%

New Cases



	Total Filings with %
Custody Visitation (CV)	45 39%
Civil Support (VS)	15 13%
Show Cause (SC)	14 12%
Criminal Misdemeanor (CM)	10 9%
Status Offense (ST)	5 4%
Others	25 22%
Total	114 100%

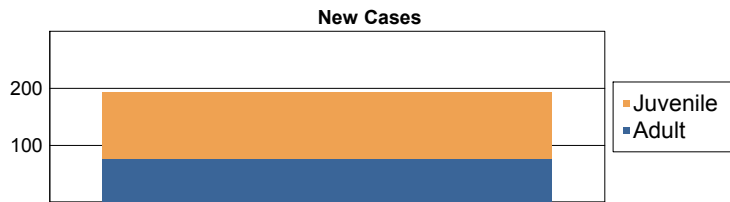
Special Case Activities

Non-Case	NC	1.0	1
Emergency Protective Order	PE	1.0	10
Temporary Detention Order	TD	1.0	6

Commonwealth of Virginia
Caseload Statistics of the J&DR District Courts
August 2016

Rockbridge

	Filing Type	Hearings Per Case	Filings	Hearings	Concluded	Clearance Rate
Adult						
Capias	CA	3.3	3	7	4	133%
Criminal Felony	CF	2.4	12	31	11	92%
Criminal Misdemeanor	CM	3.1	21	65	29	138%
Protective Order – Family Abuse	FP	2.7	1	7	6	600%
Remand Support	RS	1.0	3	3	3	100%
Show Cause	SC	2.5	18	43	21	117%
Civil Support	VS	1.6	19	33	22	116%
Adult Total			77	189	96	124.7%
Juvenile						
Abuse or Neglect	AN	1.7	8	15	3	38%
Child in Need of Services	CS	0.0	1	2	0	0%
Custody Visitation	CV	1.7	58	115	74	128%
Delinquency Felony	DF	4.0	3	6	2	67%
Delinquency Misdemeanor	DM	2.9	18	52	19	106%
Foster Care Review	FC	1.4	3	5	5	167%
Motion - Modify Protective Order	MP	2.0	0	5	2	0%
Permanency Planning	PH	1.0	2	2	2	100%
Remand Custody	RC	1.0	6	6	6	100%
Remand Visitation	RV	1.0	6	6	6	100%
Show Cause	SC	2.0	0	1	1	0%
Status Offense	ST	2.4	2	8	5	250%
Traffic	T	1.3	9	12	6	67%
Termination of Parental Rights	TP	1.0	1	1	1	100%
Juvenile Total			117	236	132	112.8%
Totals			194	425	228	117.5%



	Total Filings with %
Custody Visitation (CV)	58 30%
Criminal Misdemeanor (CM)	21 11%
Civil Support (VS)	19 10%
Delinquency Misdemeanor (DM)	18 9%
Show Cause (SC)	18 9%
Others	60 31%
Total	194 100%

Special Case Activities

Emergency Protective Order	PE	1.1	11
Temporary Detention Order	TD	1.0	4

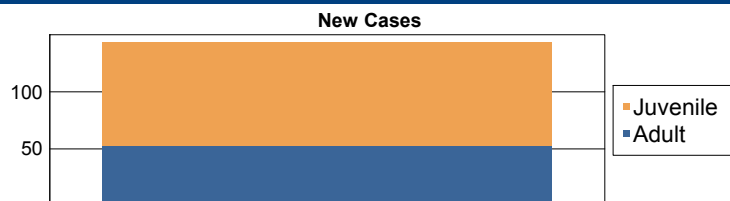
Commonwealth of Virginia
Caseload Statistics of the J&DR District Courts

Rockbridge

July 2016

	Filing Type	Hearings Per Case	Filings	Hearings	Concluded	Clearance Rate
Adult						
Capias	CA	2.3	1	6	3	300%
Criminal Felonv	CF	2.0	5	8	1	20%
Criminal Misdemeanor	CM	2.7	12	25	10	83%
Protective Order – Family Abuse	FP	1.4	7	9	5	71%
Other	OT	1.0	1	1	1	100%
Remand Support	RS	1.0	3	3	3	100%
Show Cause	SC	2.3	9	33	15	167%
Restricted License - Support	SL	1.0	1	1	1	100%
Civil Support	VS	2.1	14	22	9	64%
Adult Total			53	108	48	90.6%
Juvenile						
Abuse or Neglect	AN	4.0	1	7	5	500%
Custody Visitation	CV	1.4	45	61	32	71%
Delinquency Felonv	DF	0.0	11	14	0	0%
Delinquency Misdemeanor	DM	3.0	7	22	7	100%
Foster Care Review	FC	1.0	1	1	1	100%
Initial Foster Care Review	IF	1.0	1	1	1	100%
Motion - Modifv Protective Order	MP	1.5	4	5	2	50%
Paternity	PT	1.5	1	2	2	200%
Remand Custody	RC	1.0	6	6	6	100%
Remand Visitation	RV	1.0	6	6	6	100%
Show Cause	SC	0.0	1	1	0	0%
Status Offense	ST	4.1	3	12	8	267%
Traffic	T	2.6	3	9	7	233%
Truancy/Runaway (Child in Need of Supervision)	TR	3.0	1	3	2	200%
Juvenile Total			91	150	79	86.8%

Totals			144	258	127	88.2%
---------------	--	--	------------	------------	------------	--------------



	Total Filings with %
Custody Visitation (CV)	45 31%
Civil Support (VS)	14 10%
Criminal Misdemeanor (CM)	12 8%
Delinquency Felony (DF)	11 8%
Show Cause (SC)	10 7%
Others	52 36%
Total	144 100%

Special Case Activities

Emergency Protective Order	PE	1.0	13
Temporary Detention Order	TD	1.0	4

Commonwealth of Virginia
Caseload Statistics of the J&DR District Courts


Rockbridge

June 2016

	Filing Type	Hearings Per Case	Filings	Hearings	Concluded	Clearance Rate
Adult						
Capias	CA	2.0	4	9	2	50%
Criminal Felony	CF	3.3	12	25	7	58%
Criminal Misdemeanor	CM	2.4	21	75	35	167%
Protective Order – Family Abuse	FP	2.1	10	20	9	90%
Motion - Modifv Protective Order	MP	1.7	2	3	3	150%
Show Cause	SC	3.3	13	34	9	69%
Civil Support	VS	1.6	16	28	16	100%
Adult Total			78	194	81	103.8%

Juvenile						
Abuse or Neglect	AN	3.6	0	12	5	0%
Child in Need of Services	CS	5.0	1	4	1	100%
Custody Visitation	CV	1.2	57	82	60	105%
Delinquency Felony	DF	0.0	0	1	0	0%
Delinquency Misdemeanor	DM	2.3	15	29	10	67%
Initial Foster Care Review	IF	1.0	1	1	1	100%
Juvenile Support	JS	2.0	0	1	1	0%
Motion - Modifv Protective Order	MP	0.0	2	2	0	0%
Paternity	PT	2.0	0	1	1	0%
Show Cause	SC	2.0	1	3	2	200%
Status Offense	ST	3.7	2	21	6	300%
Traffic	T	1.7	3	7	3	100%
Truancy/Runaway (Child in Need of Supervision)	TR	0.0	0	2	0	0%
Juvenile Total			82	166	90	109.8%

Totals			160	360	171	106.9%
---------------	--	--	------------	------------	------------	---------------



	Total Filings with %
Custody Visitation (CV)	57 36%
Criminal Misdemeanor (CM)	21 13%
Civil Support (VS)	16 10%
Delinquency Misdemeanor (DM)	15 9%
Show Cause (SC)	14 9%
Others	37 23%
Total	160 100%

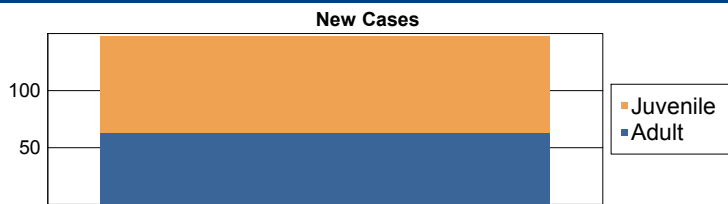
Special Case Activities

Emergency Custody Order	EC	1.0	1
Emergency Protective Order	PE	1.0	14
Emergency Protective Order	PE	1.0	2

Commonwealth of Virginia
Caseload Statistics of the J&DR District Courts
 May 2016

Rockbridge

	Filing Type	Hearings Per Case	Filings	Hearings	Concluded	Clearance Rate
Adult						
Capias	CA	6.0	3	8	1	33%
Criminal Felonv	CF	2.8	4	15	5	125%
Criminal Misdemeanor	CM	3.0	23	46	17	74%
Protective Order – Family Abuse	FP	2.3	3	7	4	133%
Motion - Modifv Protective Order	MP	0.0	0	1	0	0%
Remand Support	RS	1.0	3	3	3	100%
Show Cause	SC	3.5	14	40	6	43%
Civil Support	VS	1.8	13	19	12	92%
Adult Total			63	139	48	76.2%
Juvenile						
Abuse or Neglect	AN	2.9	11	28	10	91%
Child in Need of Services	CS	0.0	1	1	0	0%
Custody Visitation	CV	2.1	37	79	51	138%
Delinquency Felonv	DF	3.0	0	4	1	0%
Delinquency Misdemeanor	DM	2.3	9	31	13	144%
Paternity	PT	3.0	0	1	1	0%
Remand Custody	RC	1.0	3	3	3	100%
Remand Visitation	RV	1.0	3	3	3	100%
Show Cause	SC	0.0	1	1	0	0%
Status Offense	ST	1.2	17	22	5	29%
Traffic	T	1.9	3	9	8	267%
Truancy/Runaway (Child in Need of Supervision)	TR	0.0	0	2	0	0%
Juvenile Total			85	184	95	111.8%
Totals			148	323	143	96.6%



	Total Filings with %
Custody Visitation (CV)	37 25%
Criminal Misdemeanor (CM)	23 16%
Status Offense (ST)	17 11%
Show Cause (SC)	15 10%
Civil Support (VS)	13 9%
Others	43 29%
Total	148 100%

Special Case Activities

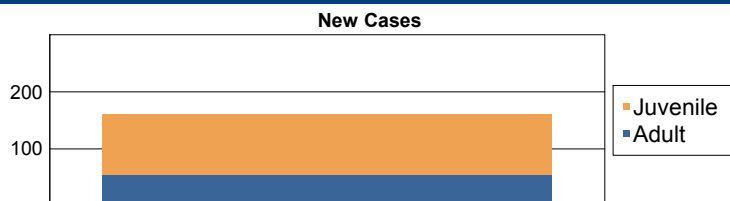
Emergency Protective Order	PE	1.0	26
Emergency Protective Order	PE	1.0	2

Commonwealth of Virginia
Caseload Statistics of the J&DR District Courts

Rockbridge

April 2016

	Filing Type	Hearings Per Case	Filings	Hearings	Concluded	Clearance Rate
Adult						
Capias	CA	3.0	2	6	1	50%
Criminal Felony	CF	3.0	4	17	4	100%
Criminal Misdemeanor	CM	3.0	17	56	15	88%
Protective Order – Family Abuse	FP	2.0	5	11	6	120%
Motion - Modifv Protective Order	MP	1.0	3	3	2	67%
Remand Support	RS	1.0	1	1	1	100%
Show Cause	SC	2.6	8	24	12	150%
Civil Support	VS	1.0	14	21	9	64%
Adult Total			54	139	50	92.6%
Juvenile						
Abuse or Neglect	AN	0.0	4	12	0	0%
Custody Visitation	CV	1.4	63	94	53	84%
Delinquency Felony	DF	4.4	0	13	7	0%
Delinquency Misdemeanor	DM	4.1	15	72	19	127%
Foster Care Review	FC	1.0	1	1	1	100%
Juvenile Support	JS	0.0	1	1	0	0%
Motion - Modifv Protective Order	MP	0.0	1	1	0	0%
Permanency Planning	PH	1.0	1	1	1	100%
Paternity	PT	2.0	2	6	3	150%
Remand Custody	RC	1.0	2	2	2	100%
Remand Visitation	RV	1.0	2	2	2	100%
Status Offense	ST	2.6	7	17	8	114%
Traffic	T	2.3	4	8	3	75%
Termination of Parental Rights	TP	1.0	2	2	2	100%
Truancy/Runaway (Child in Need of Supervision)	TR	1.0	1	5	1	100%
Juvenile Total			106	237	102	96.2%
Totals			160	376	152	95.0%



	Total Filings with %
Custody Visitation (CV)	63 39%
Criminal Misdemeanor (CM)	17 11%
Delinquency Misdemeanor (DM)	15 9%
Civil Support (VS)	14 9%
Show Cause (SC)	8 5%
Others	43 27%
Total	160 100%

Special Case Activities

Emergency Protective Order	PE	1.0	21
Emergency Custody Order	EC	1.0	2
Emergency Protective Order	PE	1.0	2
Temporary Detention Order	TD	1.0	6

**Commonwealth of Virginia
Caseload Statistics of the J&DR District Courts**

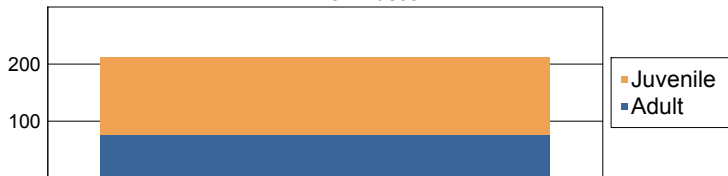
Rockbridge

March 2016

	Filing Type	Hearings Per Case	Filings	Hearings	Concluded	Clearance Rate
Adult						
Capias	CA	3.0	3	10	3	100%
Criminal Felonv	CF	4.0	6	17	5	83%
Criminal Misdemeanor	CM	2.5	24	52	15	63%
Protective Order – Family Abuse	FP	2.2	6	12	5	83%
Motion - Modifv Protective Order	MP	1.0	1	1	1	100%
Other	OT	1.0	1	1	1	100%
Remand Support	RS	1.0	8	8	8	100%
Show Cause	SC	2.3	14	34	9	64%
Civil Support	VS	1.3	13	20	12	92%
Adult Total			76	155	59	77.6%
Juvenile						
Abuse or Neglect	AN	3.3	5	17	7	140%
Protective Order – Non Familv Abuse	AP	1.0	2	3	1	50%
Child in Need of Services	CS	5.0	0	1	1	0%
Custody Visitation	CV	1.2	58	79	50	86%
Delinquency Felonv	DF	10.0	1	16	2	200%
Delinquency Misdemeanor	DM	2.5	17	46	8	47%
Foster Care Review	FC	1.0	2	2	2	100%
Paternity	PT	1.0	3	3	2	67%
Remand Custody	RC	1.0	17	17	17	100%
Remand Visitation	RV	1.0	17	17	17	100%
Status Offense	ST	2.7	6	20	6	100%
Traffic	T	1.9	3	12	9	300%
Truancy/Runaway (Child in Need of Supervision)	TR	1.7	5	9	6	120%
Juvenile Total			136	242	128	94.1%

Totals			212	397	187	88.2%
---------------	--	--	------------	------------	------------	--------------

New Cases



	Total Filings with %
Custody Visitation (CV)	58 27%
Criminal Misdemeanor (CM)	24 11%
Delinquency Misdemeanor (DM)	17 8%
Remand Custody (RC)	17 8%
Remand Visitation (RV)	17 8%
Others	79 37%
Total	212 100%

Special Case Activities

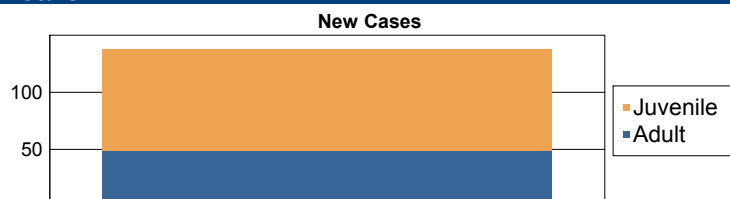
Emergency Protective Order	PE	1.1	17
Emergency Custody Order	EC	1.0	2
Emergency Protective Order	PE	1.0	6
Temporary Detention Order	TD	1.0	2

Commonwealth of Virginia
Caseload Statistics of the J&DR District Courts

Rockbridge

February 2016

	Filing Type	Hearings Per Case	Filings	Hearings	Concluded	Clearance Rate
Adult						
Capias	CA	3.0	0	3	2	0%
Criminal Felony	CF	3.8	3	25	15	500%
Criminal Misdemeanor	CM	3.0	18	70	38	211%
Protective Order – Family Abuse	FP	2.5	3	11	6	200%
Motion - Modifv Protective Order	MP	1.5	1	2	2	200%
Other	OT	1.0	2	2	2	100%
Protective Order - Violation of Protective Order Conviction	PV	1.0	1	1	1	100%
Remand Support	RS	1.0	2	2	2	100%
Show Cause	SC	2.5	8	26	8	100%
Civil Support	VS	1.8	11	19	14	127%
Adult Total			49	161	90	183.7%
Juvenile						
Abuse or Neglect	AN	3.0	5	16	2	40%
Protective Order – Non Family Abuse	AP	2.0	1	2	2	200%
Capias	CA	3.0	0	1	1	0%
Custody Visitation	CV	2.2	45	74	47	104%
Delinquency Felony	DF	4.3	2	8	4	200%
Delinquency Misdemeanor	DM	4.4	13	63	26	200%
Foster Care Review	FC	1.0	2	2	2	100%
Paternity	PT	0.0	3	3	0	0%
Remand Custody	RC	1.0	3	3	3	100%
Remand Visitation	RV	1.0	3	3	3	100%
Show Cause	SC	1.0	1	1	1	100%
Status Offense	ST	4.0	2	8	1	50%
Traffic	T	1.5	3	4	4	133%
Termination of Parental Rights	TP	1.0	4	4	4	100%
Truancy/Runaway (Child in Need of Supervision)	TR	0.0	2	4	0	0%
Juvenile Total			89	196	100	112.4%
Totals			138	357	190	137.7%



	Total Filings with %
Custody Visitation (CV)	45 33%
Criminal Misdemeanor (CM)	18 13%
Delinquency Misdemeanor (DM)	13 9%
Civil Support (VS)	11 8%
Show Cause (SC)	9 7%
Others	42 30%
Total	138 100%

Special Case Activities

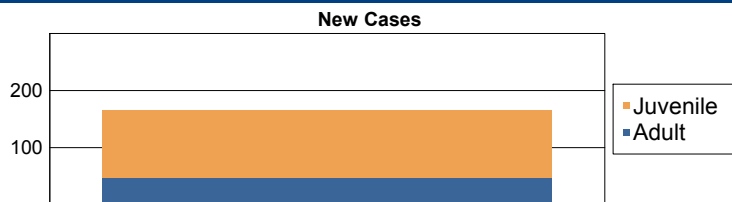
Emergency Protective Order	PE	1.0	14
Emergency Custody Order	EC	1.0	2
Temporary Detention Order	TD	1.0	2

Commonwealth of Virginia
 Caseload Statistics of the J&DR District Courts

Rockbridge

January 2016

	Filing Type	Hearings Per Case	Filings	Hearings	Concluded	Clearance Rate
Adult						
Capias	CA	2.5	1	4	2	200%
Criminal Felonv	CF	2.8	7	27	6	86%
Criminal Misdemeanor	CM	2.7	12	40	12	100%
Protective Order – Family Abuse	FP	3.0	2	5	1	50%
Motion - Modifv Protective Order	MP	1.0	3	3	2	67%
Remand Support	RS	1.0	1	1	1	100%
Show Cause	SC	3.7	9	17	6	67%
Civil Support	VS	1.8	12	22	18	150%
Adult Total			47	119	48	102.1%
Juvenile						
Abuse or Neglect	AN	0.0	4	6	0	0%
Protective Order – Non Family Abuse	AP	0.0	1	2	0	0%
Capias	CA	0.0	0	1	0	0%
Child in Need of Services	CS	2.0	0	1	1	0%
Custody Visitation	CV	1.5	43	65	52	121%
Delinquency Felonv	DF	4.0	7	15	3	43%
Delinquency Misdemeanor	DM	2.6	48	106	21	44%
Foster Care Review	FC	1.0	1	1	1	100%
Protective Order – Family Abuse	FP	3.0	0	1	1	0%
Paternity	PT	4.0	0	1	1	0%
Remand Custody	RC	1.0	1	1	1	100%
Remand Visitation	RV	1.0	1	1	1	100%
Show Cause	SC	3.0	1	2	2	200%
Status Offense	ST	2.0	4	8	2	50%
Traffic	T	1.5	8	15	8	100%
Truancy/Runaway (Child in Need of Supervision)	TR	0.0	0	1	0	0%
Juvenile Total			119	227	94	79.0%
Totals			166	346	142	85.5%



	Total Filings with %
Delinquency Misdemeanor (DM)	48 29%
Custody Visitation (CV)	43 26%
Civil Support (VS)	12 7%
Criminal Misdemeanor (CM)	12 7%
Show Cause (SC)	10 6%
Others	41 25%
Total	166 100%

Special Case Activities

Emergency Protective Order	PE	1.0	15
Emergency Protective Order	PE	2.0	2

Commonwealth of Virginia
Caseload Statistics of the J&DR District Courts

Rockingham

December 2016

	Filing Type	Hearings Per Case	Filings	Hearings	Concluded	Clearance Rate
Adult						
Bond Forfeiture Show Cause	BF	0.0	1	1	0	0%
Capias	CA	2.4	25	94	37	148%
Criminal Felony	CF	3.1	44	143	24	55%
Criminal Misdemeanor	CM	2.8	58	203	82	141%
Protective Order – Familv Abuse	FP	2.1	20	47	22	110%
Motion - Modifv Protective Order	MP	1.0	2	2	2	100%
Other	OT	0.0	1	1	0	0%
Protective Order – Stalking/Acts of Violence	PC	1.0	1	1	1	100%
Protective Order - Violation of Protective Order Conviction	PV	1.0	4	4	4	100%
Remand Support	RS	1.0	7	7	7	100%
Show Cause	SC	2.6	31	105	54	174%
Restricted License - Support	SL	1.0	2	2	2	100%
Civil Support	VS	1.4	70	117	60	86%
Adult Total			266	727	295	110.9%
Juvenile						
Abuse or Neglect	AN	3.9	11	44	20	182%
Capias	CA	3.0	0	2	1	0%
Child in Need of Services	CS	0.0	0	3	0	0%
Custody Visitation	CV	2.1	212	403	172	81%
Delinquency Felony	DF	2.6	16	38	5	31%
Delinquency Misdemeanor	DM	2.2	45	103	40	89%
Foster Care Review	FC	1.0	7	7	7	100%
Initial Foster Care Review	IF	1.0	10	10	10	100%
Motion - Modifv Protective Order	MP	1.7	14	18	6	43%
Permanency Planning	PH	1.0	8	9	8	100%
Paternity	PT	4.0	4	10	2	50%
Remand Custody	RC	1.0	27	27	27	100%
Remand Visitation	RV	1.0	27	27	27	100%
Show Cause	SC	1.8	8	17	8	100%
Status Offense	ST	1.5	2	3	2	100%
Traffic	T	1.6	26	39	26	100%
Termination of Parental Rights	TP	2.0	1	4	3	300%
Truancy/Runaway (Child in Need of Supervision)	TR	2.0	5	9	3	60%
	VA	0.0	0	1	0	0%
Juvenile Total			423	774	367	86.8%
Totals			689	1,501	662	96.1%

New Cases



	Total Filings with %	
Custody Visitation (CV)	212	31%
Civil Support (VS)	70	10%
Criminal Misdemeanor (CM)	58	8%
Delinquency Misdemeanor (DM)	45	7%
Criminal Felony (CF)	44	6%
Others	260	38%
Total	689	100%

Special Case Activities

Emergency Protective Order	PE	1.0	46
----------------------------	----	-----	----

**Commonwealth of Virginia
Caseload Statistics of the J&DR District Courts**

Rockingham

November 2016

	Filing Type	Hearings Per Case	Filings	Hearings	Concluded	Clearance Rate
Adult						
Protective Order - Non Familv Abuse	AP	2.0	3	7	3	100%
Capias	CA	3.1	23	81	33	143%
Criminal Felonv	CF	3.3	26	71	22	85%
Criminal Misdemeanor	CM	3.1	44	143	49	111%
Protective Order – Familv Abuse	FP	2.1	15	34	15	100%
Motion - Modifv Protective Order	MP	1.0	11	11	10	91%
Show Cause	SC	2.4	43	127	68	158%
Civil Support	VS	1.6	64	101	57	89%
Adult Total			229	575	257	112.2%
Juvenile						
Abuse or Neglect	AN	3.8	7	63	30	429%
Relief of Custodv	CR	0.0	0	1	0	0%
Child in Need of Services	CS	2.0	0	4	2	0%
Custodv Visitation	CV	2.0	134	291	112	84%
Delinquencv Felonv	DF	2.4	3	59	7	233%
Delinquencv Misdemeanor	DM	2.8	26	153	89	342%
Emancipation	EP	0.0	1	1	0	0%
Foster Care Review	FC	1.0	5	5	5	100%
Initial Foster Care Review	IF	1.0	3	3	3	100%
Motion - Modifv Protective Order	MP	1.0	8	8	3	38%
Permanencv Plannng	PH	1.0	17	17	17	100%
Paternity	PT	4.9	0	11	8	0%
Remand Custodv	RC	1.0	1	1	1	100%
Remand Visitation	RV	1.0	1	1	1	100%
Show Cause	SC	1.6	6	14	7	117%
Status Offense	ST	2.0	0	1	1	0%
Traffic	T	1.7	23	31	20	87%
Termination of Parental Rihts	TP	2.0	0	3	3	0%
Truancv/Runawav (Child in Need of Supervision)	TR	2.0	2	6	2	100%
Juvenile Total			237	673	311	131.2%
Totals			466	1,248	568	121.9%

New Cases



	Total Filings with %
Custody Visitation (CV)	134 29%
Civil Support (VS)	64 14%
Show Cause (SC)	49 11%
Criminal Misdemeanor (CM)	44 9%
Criminal Felony (CF)	26 6%
Others	149 32%
Total	466 100%

Special Case Activities

Emeraencv Protective Order	PE	1.0	32
Emeraencv Custodv Order	EC	1.0	2
Emeraencv Protective Order	PE	1.0	2
Temporary Detention Order	TD	1.0	24

Commonwealth of Virginia
Caseload Statistics of the J&DR District Courts

Rockingham

October 2016

	Filing Type	Hearings Per Case	Filings	Hearings	Concluded	Clearance Rate
Adult						
Protective Order - Non Familv Abuse	AP	0.0	1	1	0	0%
Capias	CA	2.4	36	99	50	139%
Criminal Felonv	CF	3.6	54	131	32	59%
Criminal Misdemeanor	CM	3.4	76	206	79	104%
Protective Order – Familv Abuse	FP	2.4	23	48	21	91%
Motion - Modifv Protective Order	MP	1.0	8	8	8	100%
Other	OT	2.0	0	4	4	0%
Protective Order - Violation of Protective Order Conviction	PV	1.0	2	2	2	100%
Remand Support	RS	1.0	1	1	1	100%
Show Cause	SC	2.1	83	148	73	88%
Restricted License - Support	SL	1.0	6	6	6	100%
Civil Support	VS	1.9	69	122	61	88%
Adult Total			359	776	337	93.9%
Juvenile						
Abuse or Neglect	AN	4.1	11	60	17	155%
Capias	CA	4.0	0	1	1	0%
Relief of Custodv	CR	2.0	0	1	1	0%
Child in Need of Services	CS	4.7	3	8	3	100%
Custodv Visitation	CV	2.1	180	367	174	97%
Delinquencv Felonv	DF	3.9	15	49	8	53%
Delinquencv Misdemeanor	DM	2.7	37	78	18	49%
Emancipation	EP	2.0	0	1	1	0%
Foster Care Review	FC	1.0	16	16	16	100%
Protective Order – Familv Abuse	FP	2.0	0	1	1	0%
Initial Foster Care Review	IF	1.0	10	10	10	100%
Motion - Modifv Protective Order	MP	4.3	2	5	3	150%
Permanencv Planning	PH	1.0	10	10	10	100%
Paternity	PT	3.0	2	17	5	250%
Remand Custodv	RC	1.0	2	2	2	100%
Remand Visitation	RV	1.0	2	2	2	100%
Show Cause	SC	1.4	12	20	13	108%
Status Offense	ST	1.3	3	4	3	100%
Traffic	T	1.5	33	49	39	118%
Termination of Parental Rihts	TP	1.6	11	15	7	64%
Truancv/Runaway (Child in Need of Supervision)	TR	1.8	4	8	4	100%
	VA	1.0	2	2	2	100%
Juvenile Total			355	726	340	95.8%
Totals			714	1,502	677	94.8%



	Total Filings with %	
Custody Visitation (CV)	180	25%
Show Cause (SC)	95	13%
Criminal Misdemeanor (CM)	76	11%
Civil Support (VS)	69	10%
Criminal Felony (CF)	54	8%
Others	240	34%
Total	714	100%

Special Case Activities


Non-Case	NC	1.0	2
Emeraencv Protective Order	PE	1.0	52
Non-Case	NC	1.0	3

Commonwealth of Virginia
Caseload Statistics of the J&DR District Courts
September 2016

Rockingham

	Filing Type	Hearings Per Case	Filings	Hearings	Concluded	Clearance Rate
Adult						
Protective Order - Non Family Abuse	AP	4.0	0	1	1	0%
Capias	CA	2.8	33	98	41	124%
Criminal Felony	CF	3.2	26	109	52	200%
Criminal Misdemeanor	CM	3.1	69	207	62	90%
Protective Order – Family Abuse	FP	2.1	29	65	30	103%
Motion - Modify Protective Order	MP	1.0	2	2	2	100%
Other	OT	2.0	1	5	5	500%
Protective Order - Violation of Protective Order Conviction	PV	1.0	1	1	1	100%
Remand Support	RS	1.0	1	1	1	100%
Show Cause	SC	2.5	36	105	54	150%
Restricted License - Support	SL	1.0	1	1	1	100%
Civil Support	VS	1.9	53	84	52	98%
Adult Total			252	679	302	119.8%
Juvenile						
Abuse or Neglect	AN	3.5	23	65	10	43%
Capias	CA	0.0	1	3	0	0%
Child in Need of Services	CS	3.0	1	2	1	100%
Custody Visitation	CV	2.1	194	364	188	97%
Delinquency Felony	DF	3.3	9	35	3	33%
Delinquency Misdemeanor	DM	2.7	87	205	32	37%
Foster Care Review	FC	1.0	6	6	6	100%
Protective Order – Family Abuse	FP	0.0	1	1	0	0%
Initial Foster Care Review	IF	1.0	7	7	7	100%
Motion - Modify Protective Order	MP	1.0	2	2	2	100%
Permanency Planning	PH	1.0	11	11	11	100%
Violation - Family Abuse Protective Order	PS	1.0	1	1	1	100%
Paternity	PT	3.3	5	19	7	140%
Remand Custody	RC	1.0	1	1	1	100%
Show Cause	SC	1.8	8	15	6	75%
Status Offense	ST	1.0	1	1	1	100%
Traffic	T	1.3	29	35	25	86%
Termination of Parental Rights	TP	0.0	4	4	0	0%
Truancy/Runaway (Child in Need of Supervision)	TR	1.4	8	12	7	88%
	VA	1.0	1	1	1	100%
Juvenile Total			400	790	309	77.3%
Totals			652	1,469	611	93.7%

New Cases



	Total Filings with %
Custody Visitation (CV)	194 30%
Delinquency Misdemeanor (DM)	87 13%
Criminal Misdemeanor (CM)	69 11%
Civil Support (VS)	53 8%
Show Cause (SC)	44 7%
Others	205 31%
Total	652 100%

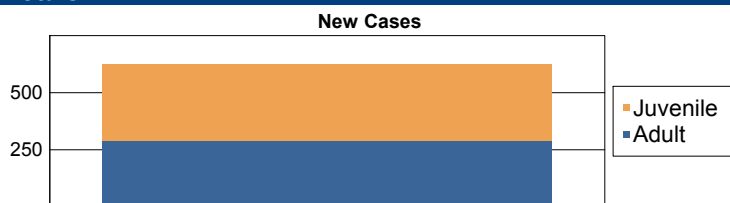
Special Case Activities

Emergency Protective Order	PE	1.0	50
----------------------------	----	-----	----

Commonwealth of Virginia
Caseload Statistics of the J&DR District Courts
August 2016

Rockingham

	Filing Type	Hearings Per Case	Filings	Hearings	Concluded	Clearance Rate
Adult						
Protective Order - Non Familv Abuse	AP	2.5	1	4	2	200%
Capias	CA	3.0	39	104	26	67%
Criminal Felonv	CF	3.3	41	118	27	66%
Criminal Misdemeanor	CM	3.1	59	187	51	86%
Protective Order – Familv Abuse	FP	2.0	26	51	26	100%
Motion - Modifv Protective Order	MP	1.0	4	4	4	100%
Other	OT	1.2	9	10	5	56%
Show Cause	SC	2.2	66	159	63	95%
Restricted License - Support	SL	1.0	1	1	1	100%
Civil Support	VS	1.8	45	99	49	109%
Adult Total			291	737	254	87.3%
Juvenile						
Abuse or Nealect	AN	4.3	14	81	28	200%
Protective Order – Non Familv Abuse	AP	2.0	0	1	1	0%
Capias	CA	3.0	0	1	1	0%
Relief of Custodv	CR	1.0	3	3	1	33%
Child in Need of Services	CS	2.0	1	2	1	100%
Custodv Visitation	CV	2.2	147	406	123	84%
Delinquencv Felonv	DF	2.0	18	44	7	39%
Delinquencv Misdemeanor	DM	2.8	35	102	49	140%
Emancioation	EP	0.0	1	1	0	0%
Entrustment Aqreement	ET	1.0	1	1	1	100%
Foster Care Review	FC	1.0	10	10	10	100%
Initial Foster Care Review	IF	1.2	8	10	10	125%
Motion - Modifv Protective Order	MP	3.0	0	2	2	0%
Permanencv Planninq	PH	1.0	15	15	15	100%
Paternity	PT	2.8	10	21	4	40%
Remand Custodv	RC	1.0	2	2	2	100%
Remand Visitation	RV	1.0	2	2	2	100%
Show Cause	SC	1.8	10	17	9	90%
Status Offense	ST	1.8	6	9	4	67%
Traffic	T	1.5	40	54	40	100%
Truancv/Runaway (Child in Need of Supervision)	TR	1.4	12	18	8	67%
Juvenile Total			335	802	318	94.9%
Totals			626	1,539	572	91.4%



	Total Filings with %
Custody Visitation (CV)	147 23%
Show Cause (SC)	76 12%
Criminal Misdemeanor (CM)	59 9%
Civil Support (VS)	45 7%
Criminal Felony (CF)	41 7%
Others	258 41%
Total	626 100%

Special Case Activities

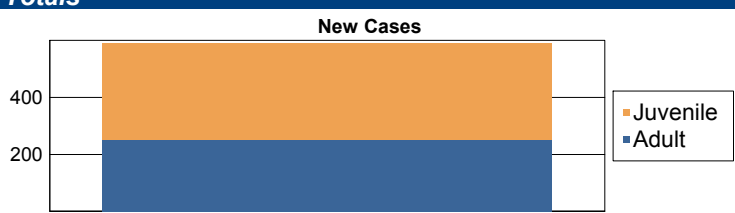
Non-Case	NC	1.0	1
Emergency Protective Order	PE	1.0	49

Commonwealth of Virginia
Caseload Statistics of the J&DR District Courts

Rockingham

July 2016

	Filing Type	Hearings Per Case	Filings	Hearings	Concluded	Clearance Rate
Adult						
Protective Order - Non Family Abuse	AP	2.0	2	4	1	50%
Capias	CA	2.8	30	86	17	57%
Criminal Felony	CF	3.1	37	125	48	130%
Criminal Misdemeanor	CM	2.8	66	196	55	83%
Protective Order – Family Abuse	FP	2.2	21	40	17	81%
Motion - Modify Protective Order	MP	1.0	1	1	1	100%
Other	OT	1.4	4	6	5	125%
Protective Order - Violation of Protective Order Conviction	PV	1.0	1	1	1	100%
Remand Support	RS	1.0	2	2	2	100%
Show Cause	SC	2.3	44	104	36	82%
Restricted License - Support	SL	1.0	1	1	1	100%
Civil Support	VS	1.8	42	89	39	93%
Adult Total			251	655	223	88.8%
Juvenile						
Abuse or Neglect	AN	3.7	14	57	7	50%
Protective Order – Non Family Abuse	AP	1.0	2	2	1	50%
Capias	CA	0.0	2	3	0	0%
Relief of Custody	CR	3.0	0	1	1	0%
Child in Need of Services	CS	3.0	2	5	1	50%
Custody Visitation	CV	1.9	148	313	125	84%
Delinquency Felony	DF	4.0	9	21	1	11%
Delinquency Misdemeanor	DM	2.4	32	105	43	134%
Foster Care Review	FC	1.0	12	12	12	100%
Initial Foster Care Review	IF	1.0	1	1	1	100%
Motion - Modify Protective Order	MP	2.8	0	4	4	0%
Permanency Planning	PH	1.0	12	12	12	100%
Paternity	PT	1.2	7	17	6	86%
Remand Custody	RC	1.0	18	18	18	100%
Remand Visitation	RV	1.0	18	18	18	100%
Show Cause	SC	1.9	8	17	8	100%
Status Offense	ST	1.0	1	1	1	100%
Traffic	T	1.5	35	58	50	143%
Termination of Parental Rights	TP	1.0	6	6	6	100%
Truancy/Runaway (Child in Need of Supervision)	TR	1.1	12	13	9	75%
Juvenile Total			339	684	324	95.6%
Totals			590	1,339	547	92.7%



	Total Filings with %
Custody Visitation (CV)	148 25%
Criminal Misdemeanor (CM)	66 11%
Show Cause (SC)	52 9%
Civil Support (VS)	42 7%
Criminal Felony (CF)	37 6%
Others	245 42%
Total	590 100%

Special Case Activities

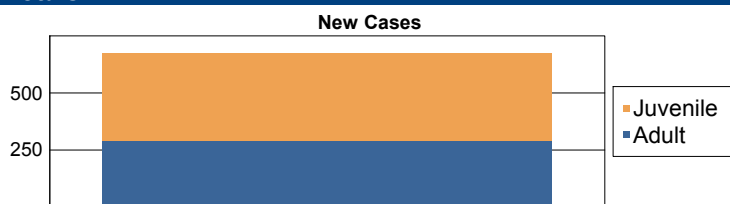
Emergency Protective Order	PE	1.0	44
Non-Case	NC	1.0	1
Temporary Detention Order	TD	1.0	4

Commonwealth of Virginia
Caseload Statistics of the J&DR District Courts

Rockingham

June 2016

	Filing Type	Hearings Per Case	Filings	Hearings	Concluded	Clearance Rate
Adult						
Protective Order - Non Family Abuse	AP	1.5	1	2	2	200%
Bond Forfeiture Show Cause	BF	1.0	2	2	2	100%
Capias	CA	3.3	33	97	42	127%
Criminal Felony	CF	3.3	34	115	17	50%
Criminal Misdemeanor	CM	3.1	69	214	71	103%
Protective Order – Family Abuse	FP	1.8	25	44	20	80%
Other	OT	1.5	4	6	2	50%
Protective Order - Violation of Protective Order Conviction	PV	1.0	2	2	2	100%
Remand Support	RS	1.0	1	1	1	100%
Show Cause	SC	3.4	63	148	64	102%
Restricted License - Support	SL	1.2	6	7	6	100%
Civil Support	VS	2.3	52	109	60	115%
Adult Total			292	747	289	99.0%
Juvenile						
Abuse or Neglect	AN	5.0	28	103	22	79%
Capias	CA	0.0	0	1	0	0%
Relief of Custody	CR	2.0	0	2	1	0%
Child in Need of Services	CS	2.8	1	9	5	500%
Custody Visitation	CV	2.2	182	381	176	97%
Delinquency Felony	DF	5.0	9	32	1	11%
Delinquency Misdemeanor	DM	2.4	46	87	26	57%
Foster Care Review	FC	1.0	9	9	9	100%
Initial Foster Care Review	IF	1.0	10	10	8	80%
Motion - Modify Protective Order	MP	10.0	0	7	4	0%
Permanency Planning	PH	1.1	16	18	18	113%
Paternity	PT	2.8	5	18	6	120%
Remand Custody	RC	1.0	2	2	2	100%
Remand Visitation	RV	1.0	2	2	2	100%
Show Cause	SC	2.2	5	9	5	100%
Traffic	T	1.3	50	61	44	88%
Termination of Parental Rights	TP	1.0	11	13	11	100%
Truancy/Runaway (Child in Need of Supervision)	TR	1.8	6	16	12	200%
Juvenile Total			382	780	352	92.1%
Totals			674	1,527	641	95.1%



	Total Filings with %
Custody Visitation (CV)	182 27%
Criminal Misdemeanor (CM)	69 10%
Show Cause (SC)	68 10%
Civil Support (VS)	52 8%
Traffic (T)	50 7%
Others	253 38%
Total	674 100%

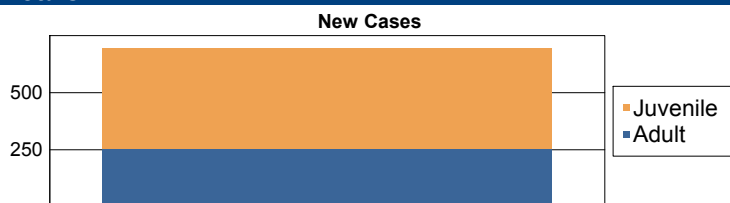
Special Case Activities

Emergency Protective Order	PE	1.0	47
Temporary Detention Order	TD	1.0	6

Commonwealth of Virginia
Caseload Statistics of the J&DR District Courts
 May 2016

Rockingham

	Filing Type	Hearings Per Case	Filings	Hearings	Concluded	Clearance Rate
Adult						
Protective Order - Non Family Abuse	AP	2.0	2	4	1	50%
Capias	CA	3.1	23	65	16	70%
Criminal Felony	CF	3.1	49	93	20	41%
Criminal Misdemeanor	CM	2.8	60	165	46	77%
Protective Order – Family Abuse	FP	2.2	13	31	14	108%
Motion - Modify Protective Order	MP	1.3	3	4	4	133%
Other	OT	0.0	3	3	0	0%
Remand Support	RS	1.0	2	2	2	100%
Show Cause	SC	2.6	43	102	50	116%
Restricted License - Support	SL	1.0	3	3	3	100%
Civil Support	VS	2.7	51	108	55	108%
Adult Total			252	580	211	83.7%
Juvenile						
Abuse or Neglect	AN	4.3	16	73	24	150%
Protective Order – Non Family Abuse	AP	2.7	0	3	3	0%
Capias	CA	4.0	1	2	1	100%
Child in Need of Services	CS	2.0	6	12	3	50%
Custody Visitation	CV	2.3	205	440	203	99%
Delinquency Felony	DF	3.2	11	25	5	45%
Delinquency Misdemeanor	DM	2.4	30	74	23	77%
Foster Care Review	FC	1.0	9	9	9	100%
Protective Order – Family Abuse	FP	4.0	0	2	1	0%
Initial Foster Care Review	IF	1.0	5	5	5	100%
Motion - Modify Protective Order	MP	1.0	4	6	1	25%
Permanency Planning	PH	1.5	8	13	11	138%
Paternity	PT	2.2	5	16	6	120%
Remand Custody	RC	1.0	42	42	42	100%
Remand Visitation	RV	1.0	43	43	43	100%
Show Cause	SC	2.5	9	18	11	122%
Status Offense	ST	1.0	2	2	2	100%
Traffic	T	1.3	35	46	33	94%
Termination of Parental Rights	TP	2.5	2	6	4	200%
Truancy/Runaway (Child in Need of Supervision)	TR	1.5	9	13	11	122%
Juvenile Total			442	850	441	99.8%
Totals			694	1,430	652	93.9%



	Total Filings with %
Custody Visitation (CV)	205 30%
Criminal Misdemeanor (CM)	60 9%
Show Cause (SC)	52 7%
Civil Support (VS)	51 7%
Criminal Felony (CF)	49 7%
Others	277 40%
Total	694 100%

Special Case Activities

Emergency Protective Order	PE	1.0	36
Non-Case	NC	1.0	4
Temporary Detention Order	TD	1.0	2


Commonwealth of Virginia
Caseload Statistics of the J&DR District Courts

Rockingham

April 2016

	Filing Type	Hearings Per Case	Filings	Hearings	Concluded	Clearance Rate
Adult						
Protective Order - Non Familv Abuse	AP	0.0	1	1	0	0%
Bond Forfeiture Show Cause	BF	1.0	1	1	1	100%
Capias	CA	3.3	15	83	34	227%
Criminal Felonv	CF	3.7	33	76	18	55%
Criminal Misdemeanor	CM	3.4	73	170	45	62%
Protective Order – Familv Abuse	FP	2.2	15	35	19	127%
Motion - Modifv Protective Order	MP	1.0	3	3	2	67%
Other	OT	3.3	1	14	9	900%
Protective Order - Violation of Protective Order Conviction	PV	1.0	1	1	1	100%
Remand Support	RS	1.0	6	6	6	100%
Show Cause	SC	2.7	45	139	53	118%
Restricted License - Support	SL	1.0	4	4	4	100%
Civil Support	VS	2.0	63	119	62	98%
Adult Total			261	652	254	97.3%
Juvenile						
Abuse or Neglect	AN	3.6	17	93	33	194%
Protective Order – Non Familv Abuse	AP	2.0	2	4	1	50%
Capias	CA	3.0	0	2	1	0%
Relief of Custodv	CR	0.0	1	1	0	0%
Child in Need of Services	CS	3.0	1	4	1	100%
Custodv Visitation	CV	2.2	186	351	144	77%
Delinquencv Felonv	DF	3.2	1	23	19	1,900%
Delinquencv Misdemeanor	DM	2.1	27	54	22	81%
Foster Care Review	FC	1.0	2	2	2	100%
Protective Order – Familv Abuse	FP	0.0	0	1	0	0%
Initial Foster Care Review	IF	1.0	7	7	7	100%
Motion - Modifv Protective Order	MP	1.8	7	12	8	114%
Permanencv Plannina	PH	1.1	13	14	9	69%
Paternitv	PT	2.2	6	14	5	83%
Remand Custodv	RC	1.0	10	10	10	100%
Remand Visitation	RV	1.0	9	9	9	100%
Show Cause	SC	2.8	2	24	14	700%
Status Offense	ST	1.0	4	4	4	100%
Traffic	T	1.3	40	44	27	68%
Termination of Parental Rihts	TP	3.0	2	6	2	100%
Truancv/Runaway (Child in Need of Supervision)	TR	1.6	11	16	8	73%
Juvenile Total			348	695	326	93.7%
Totals			609	1,347	580	95.2%

New Cases



	Total Filings with %	
Custody Visitation (CV)	186	31%
Criminal Misdemeanor (CM)	73	12%
Civil Support (VS)	63	10%
Show Cause (SC)	47	8%
Traffic (T)	40	7%
Others	200	33%
Total	609	100%

Special Case Activities

Non-Case	NC	2.0	0
Emeraencv Protective Order	PE	1.0	46
Emeraencv Custodv Order	EC	1.0	4
Non-Case	NC	1.0	2
Temporarv Detention Order	TD	1.0	4

Commonwealth of Virginia
Caseload Statistics of the J&DR District Courts

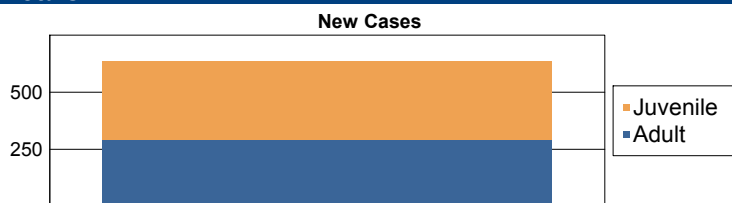
Rockingham

March 2016

	Filing Type	Hearings Per Case	Filings	Hearings	Concluded	Clearance Rate
Adult						
Capias	CA	2.8	40	119	27	68%
Criminal Felonv	CF	3.2	19	101	23	121%
Criminal Misdemeanor	CM	2.9	75	225	59	79%
Protective Order – Family Abuse	FP	2.0	19	50	26	137%
Motion - Modifv Protective Order	MP	1.8	3	4	4	133%
Other	OT	0.0	6	9	0	0%
Protective Order - Violation of Protective Order Conviction	PV	1.0	2	2	2	100%
Remand Support	RS	1.0	1	1	1	100%
Show Cause	SC	2.7	65	156	63	97%
Restricted License - Support	SL	1.0	1	1	1	100%
Civil Support	VS	2.3	60	117	70	117%
Adult Total			291	785	276	94.8%

Juvenile						
Abuse or Neglect	AN	5.0	29	106	24	83%
Protective Order – Non Family Abuse	AP	0.0	1	2	0	0%
Capias	CA	2.0	3	5	3	100%
Child in Need of Services	CS	0.0	4	5	0	0%
Custody Visitation	CV	2.6	140	339	172	123%
Delinquency Felonv	DF	2.9	7	58	21	300%
Delinquency Misdemeanor	DM	1.9	43	104	32	74%
Foster Care Review	FC	1.0	8	8	8	100%
Protective Order – Family Abuse	FP	0.0	1	1	0	0%
Initial Foster Care Review	IF	1.1	10	11	11	110%
Motion - Modifv Protective Order	MP	1.1	8	12	7	88%
Permanency Planning	PH	1.2	15	18	17	113%
Paternity	PT	3.0	9	20	6	67%
Show Cause	SC	2.0	15	34	12	80%
Status Offense	ST	1.0	4	4	4	100%
Traffic	T	1.4	36	36	37	103%
Termination of Parental Rihts	TP	1.8	2	10	8	400%
Truancy/Runaway (Child in Need of Supervision)	TR	1.4	9	10	5	56%
Juvenile Total			344	783	367	106.7%

Totals			635	1,568	643	101.3%
---------------	--	--	------------	--------------	------------	---------------



	Total Filings with %
Custody Visitation (CV)	140 22%
Show Cause (SC)	80 13%
Criminal Misdemeanor (CM)	75 12%
Civil Support (VS)	60 9%
Capias (CA)	43 7%
Others	237 37%
Total	635 100%

Special Case Activities

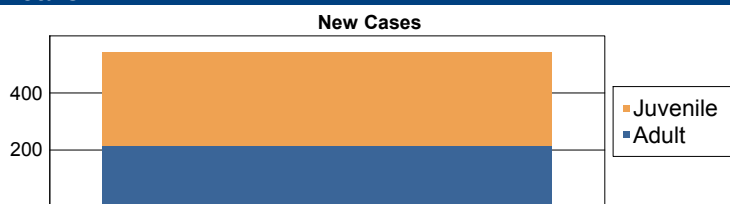
Emergency Protective Order	PE	1.0	31
Temporary Detention Order	TD	1.0	4

Commonwealth of Virginia
Caseload Statistics of the J&DR District Courts

Rockingham

February 2016

	Filing Type	Hearings Per Case	Filings	Hearings	Concluded	Clearance Rate
Adult						
Bond Forfeiture Show Cause	BF	1.0	1	1	1	100%
Capias	CA	3.0	11	65	35	318%
Criminal Felony	CF	2.7	33	70	20	61%
Criminal Misdemeanor	CM	2.9	43	155	66	153%
Protective Order – Familv Abuse	FP	2.0	25	36	11	44%
Motion - Modifv Protective Order	MP	1.0	4	6	4	100%
Other	OT	0.0	0	3	0	0%
Protective Order - Violation of Protective Order Conviction	PV	1.0	3	3	3	100%
Remand Support	RS	1.0	1	1	1	100%
Show Cause	SC	2.7	35	134	68	194%
Restricted License - Support	SL	1.0	4	4	3	75%
Civil Support	VS	2.1	56	123	63	113%
Adult Total			216	601	275	127.3%
Juvenile						
Abuse or Neglect	AN	4.8	32	88	10	31%
Protective Order – Non Familv Abuse	AP	4.0	1	2	1	100%
Capias	CA	0.0	1	3	0	0%
Custody Visitation	CV	2.3	164	371	153	93%
Delinquency Felony	DF	4.0	19	29	6	32%
Delinquency Misdemeanor	DM	2.8	25	53	20	80%
Emancipation	EP	3.0	0	2	1	0%
Foster Care Review	FC	1.0	10	10	10	100%
Initial Foster Care Review	IF	1.0	4	4	4	100%
Motion - Modifv Protective Order	MP	0.0	3	3	0	0%
Permanency Plannina	PH	1.0	7	8	7	100%
Paternity	PT	2.6	7	17	8	114%
Remand Custody	RC	1.0	3	3	3	100%
Remand Visitation	RV	1.0	3	3	3	100%
Show Cause	SC	1.9	11	21	8	73%
Traffic	T	1.5	32	46	37	116%
Termination of Parental Rihts	TP	1.5	2	6	4	200%
Truancy/Runaway (Child in Need of Supervision)	TR	4.0	3	7	5	167%
Juvenile Total			327	676	280	85.6%
Totals			543	1,277	555	102.2%



	Total Filings with %
Custody Visitation (CV)	164 30%
Civil Support (VS)	56 10%
Show Cause (SC)	46 8%
Criminal Misdemeanor (CM)	43 8%
Criminal Felony (CF)	33 6%
Others	201 37%
Total	543 100%

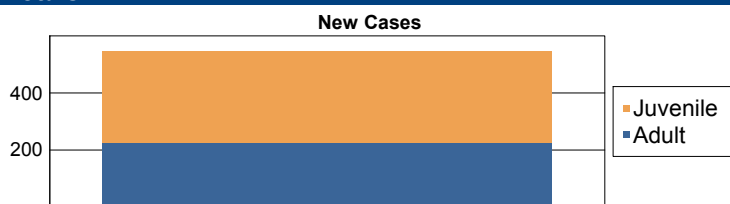
Special Case Activities

Non-Case	NC	0.0	1
Emergency Protective Order	PE	1.0	43
Emergency Custody Order	EC	1.0	2
Non-Case	NC	1.0	2
Temporary Detention Order	TD	1.0	4

Commonwealth of Virginia
Caseload Statistics of the J&DR District Courts
January 2016

Rockingham

	Filing Type	Hearings Per Case	Filings	Hearings	Concluded	Clearance Rate
Adult						
Protective Order - Non Familv Abuse	AP	2.0	0	1	1	0%
Capias	CA	2.7	26	87	27	104%
Criminal Felonv	CF	3.5	31	78	20	65%
Criminal Misdemeanor	CM	3.1	56	207	69	123%
Protective Order – Familv Abuse	FP	2.4	11	24	14	127%
Motion - Modifv Protective Order	MP	1.2	6	7	5	83%
Other	OT	2.0	3	6	2	67%
Protective Order - Violation of Protective Order Conviction	PV	1.0	2	2	2	100%
Remand Support	RS	1.0	4	4	4	100%
Show Cause	SC	1.9	40	110	31	78%
Civil Support	VS	1.9	46	122	44	96%
Adult Total			225	648	219	97.3%
Juvenile						
Abuse or Nealect	AN	4.2	14	79	31	221%
Protective Order – Non Familv Abuse	AP	2.5	1	4	2	200%
Child in Need of Services	CS	3.0	0	5	4	0%
Custodv Visitation	CV	1.9	132	318	124	94%
Delinquencv Felonv	DF	3.8	14	45	12	86%
Delinquencv Misdemeanor	DM	3.2	35	86	40	114%
Emancipation	EP	0.0	1	1	0	0%
Entrustment Aareement	ET	1.0	2	2	2	100%
Foster Care Review	FC	1.0	9	9	9	100%
Initial Foster Care Review	IF	1.0	6	6	5	83%
Motion - Modifv Protective Order	MP	2.6	0	13	5	0%
Permanencv Plannina	PH	1.0	21	21	18	86%
Paternity	PT	2.1	4	13	7	175%
Remand Custodv	RC	1.0	4	4	4	100%
Remand Visitation	RV	1.0	3	3	3	100%
Show Cause	SC	2.0	13	16	3	23%
Status Offense	ST	2.0	4	5	5	125%
Traffic	T	1.3	48	51	35	73%
Termination of Parental Rihts	TP	2.0	10	13	3	30%
Juvenile Total			321	694	312	97.2%
Totals			546	1,342	531	97.3%



	Total Filings with %
Custody Visitation (CV)	132 24%
Criminal Misdemeanor (CM)	56 10%
Show Cause (SC)	53 10%
Traffic (T)	48 9%
Civil Support (VS)	46 8%
Others	211 39%
Total	546 100%

Special Case Activities

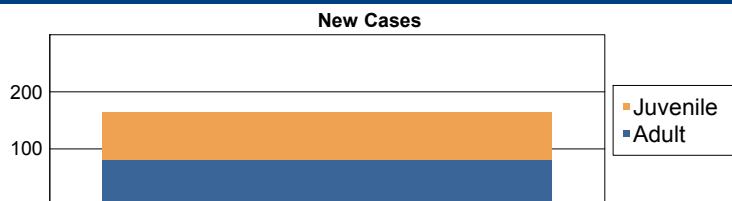
Emergencv Protective Order	PE	1.0	23
Temporarv Detention Order	TD	1.0	6

Commonwealth of Virginia
Caseload Statistics of the J&DR District Courts

Russell

December 2016

	Filing Type	Hearings Per Case	Filings	Hearings	Concluded	Clearance Rate
Adult						
Capias	CA	3.5	1	12	6	600%
Criminal Felony	CF	3.7	10	28	7	70%
Criminal Misdemeanor	CM	2.9	7	42	27	386%
Protective Order – Family Abuse	FP	3.3	2	10	4	200%
Motion - Modifv Protective Order	MP	6.0	0	2	1	0%
Protective Order - Violation of Protective Order Conviction	PV	1.0	4	5	4	100%
Show Cause	SC	5.6	48	141	57	119%
Civil Support	VS	1.8	10	17	9	90%
Adult Total			82	257	115	140.2%
Juvenile						
Abuse or Neglect	AN	4.0	4	16	5	125%
Protective Order – Non Family Abuse	AP	2.0	0	2	2	0%
Child in Need of Services	CS	0.0	0	6	0	0%
Custody Visitation	CV	2.3	43	167	64	149%
Delinquency Felony	DF	4.0	1	12	6	600%
Delinquency Misdemeanor	DM	3.6	3	26	17	567%
Entrustment Agreement	ET	0.0	2	2	0	0%
Foster Care Review	FC	1.5	6	11	11	183%
Initial Foster Care Review	IF	1.0	2	2	2	100%
Motion - Modifv Protective Order	MP	0.0	0	4	0	0%
Permanency Planning	PH	1.4	8	13	12	150%
Paternity	PT	1.0	3	3	2	67%
Status Offense	ST	1.7	6	7	6	100%
Traffic	T	2.2	1	6	5	500%
Termination of Parental Rights	TP	1.0	4	4	4	100%
Juvenile Total			83	281	136	163.9%
Totals			165	538	251	152.1%



	Total Filings with %
Show Cause (SC)	48 29%
Custody Visitation (CV)	43 26%
Civil Support (VS)	10 6%
Criminal Felony (CF)	10 6%
Permanency Planning (PH)	8 5%
Others	46 28%
Total	165 100%

Special Case Activities

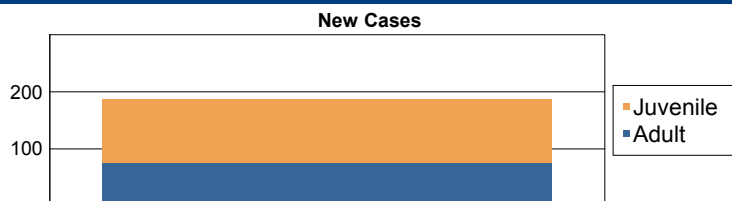
Emergency Protective Order	PE	1.0	11
----------------------------	----	-----	----

Commonwealth of Virginia
Caseload Statistics of the J&DR District Courts

Russell

November 2016

	Filing Type	Hearings Per Case	Filings	Hearings	Concluded	Clearance Rate
Adult						
Capias	CA	3.0	10	22	10	100%
Criminal Felonv	CF	3.8	2	27	8	400%
Criminal Misdemeanor	CM	3.5	18	47	18	100%
Protective Order – Familv Abuse	FP	2.8	2	7	5	250%
Motion - Modifv Protective Order	MP	1.7	2	3	3	150%
Other	OT	3.0	0	1	1	0%
Protective Order – Stalking/Acts of Violence	PC	2.0	1	2	1	100%
Show Cause	SC	3.0	24	85	27	113%
Civil Support	VS	1.7	17	33	18	106%
Adult Total			76	227	91	119.7%
Juvenile						
Abuse or Neglect	AN	3.6	7	26	8	114%
Protective Order – Non Familv Abuse	AP	0.0	1	1	0	0%
Child in Need of Services	CS	12.0	7	9	1	14%
Custody Visitation	CV	2.4	54	147	73	135%
Delinquency Felonv	DF	3.0	1	6	5	500%
Delinquency Misdemeanor	DM	2.3	2	9	4	200%
Foster Care Review	FC	1.0	8	8	3	38%
Initial Foster Care Review	IF	1.0	6	6	6	100%
Motion - Modifv Protective Order	MP	2.0	5	6	1	20%
Permanency Plannina	PH	1.0	7	7	3	43%
Paternity	PT	2.5	1	5	4	400%
Child at Risk of Abuse or Neglect	RI	2.0	0	3	2	0%
Status Offense	ST	1.0	9	10	9	100%
Traffic	T	1.6	4	7	7	175%
Juvenile Total			112	250	126	112.5%
Totals			188	477	217	115.4%



	Total Filings with %
Custody Visitation (CV)	54 29%
Show Cause (SC)	24 13%
Criminal Misdemeanor (CM)	18 10%
Civil Support (VS)	17 9%
Capias (CA)	10 5%
Others	65 35%
Total	188 100%

Special Case Activities

Emeraency Protective Order	PE	1.0	5
----------------------------	----	-----	---

Commonwealth of Virginia
Caseload Statistics of the J&DR District Courts

Russell

October 2016

	Filing Type	Hearings Per Case	Filings	Hearings	Concluded	Clearance Rate
Adult						
Capias	CA	3.1	6	19	11	183%
Criminal Felony	CF	5.3	5	27	6	120%
Criminal Misdemeanor	CM	3.6	10	72	24	240%
Protective Order – Family Abuse	FP	2.8	3	12	5	167%
Motion - Modifv Protective Order	MP	3.0	0	1	1	0%
Show Cause	SC	3.9	29	127	37	128%
Civil Support	VS	2.7	24	47	30	125%
Adult Total			77	305	114	148.1%
Juvenile						
Abuse or Neglect	AN	2.7	6	19	7	117%
Protective Order – Non Family Abuse	AP	2.0	1	2	1	100%
Relief of Custody	CR	1.0	1	1	1	100%
Child in Need of Services	CS	2.5	0	5	2	0%
Custody Visitation	CV	2.1	95	199	95	100%
Delinquency Felony	DF	3.0	0	15	1	0%
Delinquency Misdemeanor	DM	3.1	7	26	13	186%
Entrustment Agreement	ET	1.0	4	4	4	100%
Foster Care Review	FC	1.0	5	5	5	100%
Initial Foster Care Review	IF	1.0	3	3	3	100%
Motion - Modifv Protective Order	MP	1.0	2	2	2	100%
Permanency Planning	PH	1.3	8	11	11	138%
Paternity	PT	3.5	0	4	2	0%
Child at Risk of Abuse or Neglect	RI	6.0	0	2	2	0%
Status Offense	ST	1.0	2	2	2	100%
Traffic	T	1.4	10	15	7	70%
Termination of Parental Rights	TP	2.3	2	6	6	300%
Truancy/Runaway (Child in Need of Supervision)	TR	3.0	0	2	1	0%
Juvenile Total			146	323	165	113.0%
Totals			223	628	279	125.1%

New Cases



	Total Filings with %	
Custody Visitation (CV)	95	43%
Show Cause (SC)	29	13%
Civil Support (VS)	24	11%
Criminal Misdemeanor (CM)	10	4%
Traffic (T)	10	4%
Others	55	25%
Total	223	100%

Special Case Activities

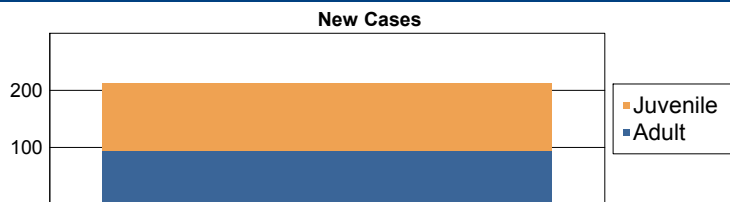
Emergency Protective Order	PE	1.0	6
----------------------------	----	-----	---

Commonwealth of Virginia
Caseload Statistics of the J&DR District Courts

Russell

September 2016

	Filing Type	Hearings Per Case	Filings	Hearings	Concluded	Clearance Rate
Adult						
Capias	CA	1.5	14	27	8	57%
Criminal Felonv	CF	3.7	11	20	3	27%
Criminal Misdemeanor	CM	4.0	15	58	21	140%
Protective Order – Family Abuse	FP	2.1	10	21	8	80%
Motion - Modifv Protective Order	MP	1.5	1	4	2	200%
Other	OT	0.0	0	1	0	0%
Show Cause	SC	3.2	26	151	32	123%
Civil Support	VS	2.0	16	44	27	169%
Adult Total			93	326	101	108.6%
Juvenile						
Abuse or Neglect	AN	2.3	7	22	3	43%
Protective Order – Non Family Abuse	AP	0.0	1	1	0	0%
Child in Need of Services	CS	0.0	2	4	0	0%
Custody Visitation	CV	2.5	80	154	80	100%
Delinquency Felonv	DF	0.0	6	12	0	0%
Delinquency Misdemeanor	DM	3.0	1	32	14	1,400%
Foster Care Review	FC	1.4	5	7	5	100%
Initial Foster Care Review	IF	1.0	1	1	1	100%
Permanency Planning	PH	1.3	9	11	7	78%
Paternity	PT	1.0	4	4	1	25%
Status Offense	ST	2.5	1	8	2	200%
Traffic	T	2.3	0	4	4	0%
Termination of Parental Rihts	TP	3.3	2	7	3	150%
Juvenile Total			119	267	120	100.8%
Totals			212	593	221	104.2%



	Total Filings with %
Custody Visitation (CV)	80 38%
Show Cause (SC)	26 12%
Civil Support (VS)	16 8%
Criminal Misdemeanor (CM)	15 7%
Capias (CA)	14 7%
Others	61 29%
Total	212 100%

Special Case Activities

Emergency Protective Order	PE	1.0	15
----------------------------	----	-----	----

Commonwealth of Virginia
Caseload Statistics of the J&DR District Courts

Russell

August 2016

	Filing Type	Hearings Per Case	Filings	Hearings	Concluded	Clearance Rate
Adult						
Capias	CA	3.3	4	14	4	100%
Criminal Felony	CF	4.0	7	26	5	71%
Criminal Misdemeanor	CM	2.7	24	71	9	38%
Protective Order – Family Abuse	FP	1.8	4	11	4	100%
Motion - Modifv Protective Order	MP	1.5	1	3	2	200%
Other	OT	0.0	1	1	0	0%
Protective Order - Violation of Protective Order Conviction	PV	1.0	2	2	2	100%
Show Cause	SC	2.5	21	121	26	124%
Civil Support	VS	2.6	10	38	26	260%
Adult Total			74	287	78	105.4%
Juvenile						
Abuse or Neglect	AN	3.1	11	37	21	191%
Relief of Custody	CR	4.0	0	2	2	0%
Child in Need of Services	CS	4.7	1	4	3	300%
Custody Visitation	CV	2.6	89	256	117	131%
Delinquency Felony	DF	6.0	0	9	2	0%
Delinquency Misdemeanor	DM	2.9	8	22	9	113%
Foster Care Review	FC	1.0	6	6	6	100%
Initial Foster Care Review	IF	1.1	13	14	13	100%
Motion - Modifv Protective Order	MP	1.0	4	4	4	100%
Permanency Planning	PH	1.1	12	13	11	92%
Paternity	PT	2.5	1	4	2	200%
Child at Risk of Abuse or Neglect	RI	0.0	2	2	0	0%
Show Cause	SC	1.0	3	3	3	100%
Status Offense	ST	1.0	2	3	2	100%
Traffic	T	1.9	9	10	8	89%
Termination of Parental Rights	TP	0.0	4	6	0	0%
Juvenile Total			165	395	203	123.0%
Totals			239	682	281	117.6%



	Total Filings with %
Custody Visitation (CV)	89 37%
Criminal Misdemeanor (CM)	24 10%
Show Cause (SC)	24 10%
Initial Foster Care Review (IF)	13 5%
Permanency Planning (PH)	12 5%
Others	77 32%
Total	239 100%

Special Case Activities

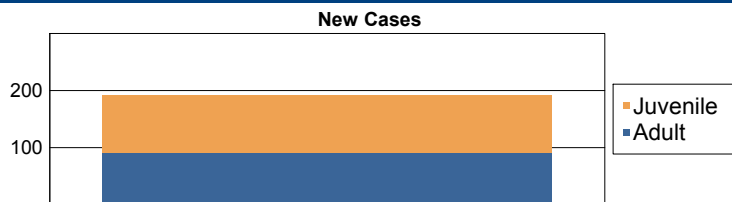
Emergency Protective Order	PE	1.0	18
----------------------------	----	-----	----

Commonwealth of Virginia
Caseload Statistics of the J&DR District Courts

Russell

July 2016

	Filing Type	Hearings Per Case	Filings	Hearings	Concluded	Clearance Rate
Adult						
Capias	CA	1.8	4	14	5	125%
Criminal Felony	CF	2.0	5	22	2	40%
Criminal Misdemeanor	CM	2.7	18	52	9	50%
Protective Order – Family Abuse	FP	1.8	7	12	6	86%
Motion - Modifv Protective Order	MP	1.0	6	7	2	33%
Show Cause	SC	2.4	20	60	17	85%
Civil Support	VS	1.8	31	56	21	68%
Adult Total			91	223	62	68.1%
Juvenile						
Abuse or Neglect	AN	1.8	5	11	4	80%
Relief of Custody	CR	0.0	0	2	0	0%
Child in Need of Services	CS	3.0	0	3	1	0%
Custody Visitation	CV	2.9	75	189	73	97%
Delinquency Felony	DF	0.0	0	14	0	0%
Delinquency Misdemeanor	DM	2.0	4	16	3	75%
Foster Care Review	FC	1.0	7	7	7	100%
Initial Foster Care Review	IF	1.0	1	1	1	100%
Motion - Modifv Protective Order	MP	2.0	1	2	1	100%
Permanency Planning	PH	1.5	3	6	6	200%
Paternity	PT	3.0	1	4	1	100%
Child at Risk of Abuse or Neglect	RI	0.0	0	2	0	0%
Show Cause	SC	1.0	1	1	1	100%
Status Offense	ST	2.0	1	6	1	100%
Traffic	T	2.4	1	8	5	500%
Termination of Parental Rights	TP	2.0	0	5	5	0%
Truancy/Runaway (Child in Need of Supervision)	TR	4.3	0	4	4	0%
Juvenile Total			100	281	113	113.0%
Totals			191	504	175	91.6%



	Total Filings with %
Custody Visitation (CV)	75 39%
Civil Support (VS)	31 16%
Show Cause (SC)	21 11%
Criminal Misdemeanor (CM)	18 9%
Foster Care Review (FC)	7 4%
Others	39 20%
Total	191 100%

Special Case Activities

Emergency Protective Order	PE	1.0	17
----------------------------	----	-----	----

Commonwealth of Virginia
Caseload Statistics of the J&DR District Courts

Russell

June 2016

	Filing Type	Hearings Per Case	Filings	Hearings	Concluded	Clearance Rate
Adult						
Capias	CA	1.7	7	17	7	100%
Criminal Felony	CF	0.0	8	20	0	0%
Criminal Misdemeanor	CM	3.4	18	53	11	61%
Protective Order – Family Abuse	FP	1.7	15	25	12	80%
Motion - Modifv Protective Order	MP	1.0	1	2	1	100%
Remand Support	RS	1.0	2	2	2	100%
Show Cause	SC	3.3	31	126	48	155%
Civil Support	VS	3.0	27	64	31	115%
Adult Total			109	309	112	102.8%
Juvenile						
Abuse or Neglect	AN	2.9	10	37	9	90%
Protective Order – Non Family Abuse	AP	3.7	0	3	3	0%
Capias	CA	3.3	1	7	4	400%
Relief of Custody	CR	0.0	0	2	0	0%
Child in Need of Services	CS	2.8	0	7	4	0%
Custody Visitation	CV	2.2	94	258	124	132%
Delinquency Felony	DF	3.5	4	9	2	50%
Delinquency Misdemeanor	DM	3.1	12	57	18	150%
Entrustment Agreement	ET	1.0	1	1	1	100%
Foster Care Review	FC	1.0	2	2	2	100%
Initial Foster Care Review	IF	1.0	5	5	5	100%
Motion - Modifv Protective Order	MP	2.0	0	1	1	0%
Permanency Planning	PH	1.0	11	11	8	73%
Paternity	PT	1.7	2	4	3	150%
Remand Custody	RC	1.0	3	3	3	100%
Remand Visitation	RV	1.0	3	3	3	100%
Show Cause	SC	5.3	0	12	6	0%
Status Offense	ST	1.0	3	5	3	100%
Traffic	T	2.0	10	23	15	150%
Termination of Parental Rights	TP	1.0	6	6	1	17%
Truancy/Runaway (Child in Need of Supervision)	TR	3.4	0	10	8	0%
Juvenile Total			167	466	223	133.5%
Totals			276	775	335	121.4%



	Total Filings with %
Custody Visitation (CV)	94 34%
Show Cause (SC)	31 11%
Civil Support (VS)	27 10%
Criminal Misdemeanor (CM)	18 7%
Protective Order – Family Abuse (FP)	15 5%
Others	91 33%
Total	276 100%

Special Case Activities

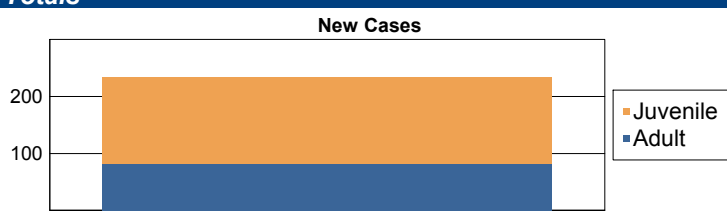
Emergency Protective Order	PE	1.0	27
----------------------------	----	-----	----

Commonwealth of Virginia
Caseload Statistics of the J&DR District Courts

Russell

May 2016

	Filing Type	Hearings Per Case	Filings	Hearings	Concluded	Clearance Rate
Adult						
Capias	CA	2.8	5	14	6	120%
Criminal Felony	CF	4.0	3	12	3	100%
Criminal Misdemeanor	CM	4.8	14	44	9	64%
Protective Order – Family Abuse	FP	1.7	7	13	6	86%
Motion - Modifv Protective Order	MP	1.0	2	2	1	50%
Remand Support	RS	1.0	4	4	4	100%
Show Cause	SC	3.2	22	89	18	82%
Civil Support	VS	1.5	25	50	27	108%
Adult Total			82	228	74	90.2%
Juvenile						
Abuse or Neglect	AN	5.0	11	18	1	9%
Protective Order – Non Family Abuse	AP	2.0	0	6	1	0%
Capias	CA	0.0	2	4	0	0%
Relief of Custody	CR	0.0	2	2	0	0%
Child in Need of Services	CS	5.0	5	8	3	60%
Custody Visitation	CV	2.3	80	203	66	83%
Delinquency Felony	DF	6.0	0	2	1	0%
Delinquency Misdemeanor	DM	3.2	8	38	12	150%
Foster Care Review	FC	1.0	6	6	6	100%
Initial Foster Care Review	IF	1.2	5	6	6	120%
Motion - Modifv Protective Order	MP	1.5	3	5	4	133%
Permanency Planning	PH	1.0	4	4	4	100%
Paternity	PT	5.5	0	4	2	0%
Remand Custody	RC	1.0	3	3	3	100%
Remand Visitation	RV	1.0	3	3	3	100%
Show Cause	SC	4.0	4	10	1	25%
Status Offense	ST	1.3	9	14	10	111%
Traffic	T	1.7	5	8	6	120%
Termination of Parental Rights	TP	0.0	0	1	0	0%
Truancy/Runaway (Child in Need of Supervision)	TR	4.0	2	5	2	100%
Juvenile Total			152	350	131	86.2%
Totals			234	578	205	87.6%



	Total Filings with %
Custody Visitation (CV)	80 34%
Show Cause (SC)	26 11%
Civil Support (VS)	25 11%
Criminal Misdemeanor (CM)	14 6%
Abuse or Neglect (AN)	11 5%
Others	78 33%
Total	234 100%

Special Case Activities


Emergency Protective Order	PE	1.0	18
----------------------------	----	-----	----

Commonwealth of Virginia
Caseload Statistics of the J&DR District Courts

Russell

April 2016

	Filing Type	Hearings Per Case	Filings	Hearings	Concluded	Clearance Rate
Adult						
Capias	CA	3.3	5	15	3	60%
Criminal Felony	CF	4.3	3	10	3	100%
Criminal Misdemeanor	CM	4.0	22	69	21	95%
Protective Order – Family Abuse	FP	1.8	6	10	6	100%
Motion - Modifv Protective Order	MP	1.0	1	1	1	100%
Other	OT	1.0	1	1	1	100%
Protective Order - Violation of Protective Order Conviction	PV	1.0	3	3	3	100%
Remand Support	RS	1.0	3	3	3	100%
Show Cause	SC	2.8	46	137	37	80%
Civil Support	VS	2.3	23	53	28	122%
Adult Total			113	302	106	93.8%
Juvenile						
Abuse or Neglect	AN	4.2	4	15	5	125%
Protective Order – Non Family Abuse	AP	0.0	3	3	0	0%
Child in Need of Services	CS	3.0	2	6	3	150%
Custody Visitation	CV	1.8	142	249	97	68%
Delinquency Felony	DF	0.0	1	6	0	0%
Delinquency Misdemeanor	DM	1.8	23	41	8	35%
Foster Care Review	FC	1.0	6	6	6	100%
Initial Foster Care Review	IF	1.0	6	6	5	83%
Motion - Modifv Protective Order	MP	0.0	2	2	0	0%
Permanency Planning	PH	1.0	2	2	2	100%
Paternity	PT	4.0	4	6	1	25%
Child at Risk of Abuse or Neglect	RI	4.0	1	6	1	100%
Status Offense	ST	1.3	5	7	3	60%
Traffic	T	1.4	14	19	11	79%
Termination of Parental Rights	TP	3.3	2	7	3	150%
Truancy/Runaway (Child in Need of Supervision)	TR	3.3	3	13	3	100%
Juvenile Total			220	394	148	67.3%
Totals			333	696	254	76.3%



	Total Filings with %
Custody Visitation (CV)	142 43%
Show Cause (SC)	46 14%
Civil Support (VS)	23 7%
Delinquency Misdemeanor (DM)	23 7%
Criminal Misdemeanor (CM)	22 7%
Others	77 23%
Total	333 100%

Special Case Activities

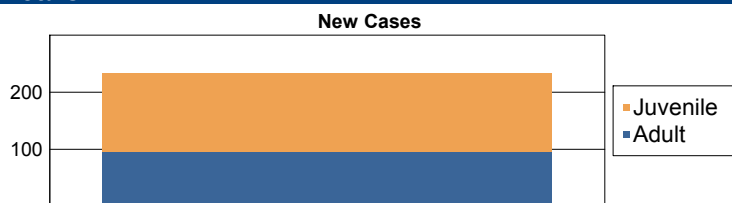
Emergency Protective Order	PE	1.0	14
----------------------------	----	-----	----

Commonwealth of Virginia
Caseload Statistics of the J&DR District Courts

Russell

March 2016

	Filing Type	Hearings Per Case	Filings	Hearings	Concluded	Clearance Rate
Adult						
Capias	CA	3.0	5	12	4	80%
Criminal Felony	CF	6.1	2	22	7	350%
Criminal Misdemeanor	CM	4.1	18	60	15	83%
Protective Order – Family Abuse	FP	2.7	5	13	9	180%
Other	OT	1.0	1	1	1	100%
Protective Order - Violation of Protective Order Conviction	PV	1.0	1	1	1	100%
Remand Support	RS	1.0	4	4	4	100%
Show Cause	SC	3.0	33	87	30	91%
Civil Support	VS	1.7	27	56	23	85%
Adult Total			96	256	94	97.9%
Juvenile						
Abuse or Neglect	AN	3.3	4	18	7	175%
Capias	CA	0.0	0	1	0	0%
Child in Need of Services	CS	2.0	3	15	3	100%
Custody Visitation	CV	3.4	59	160	73	124%
Delinquency Felony	DF	3.8	4	13	4	100%
Delinquency Misdemeanor	DM	3.6	17	50	12	71%
Entrustment Agreement	ET	1.6	4	7	5	125%
Foster Care Review	FC	1.0	7	7	7	100%
Initial Foster Care Review	IF	1.0	7	7	7	100%
Motion - Modify Protective Order	MP	2.0	2	6	4	200%
Permanency Planning	PH	1.0	4	4	4	100%
Paternity	PT	3.0	2	4	1	50%
Remand Custody	RC	1.0	5	5	5	100%
Child at Risk of Abuse or Neglect	RI	0.0	0	2	0	0%
Remand Visitation	RV	1.0	3	3	3	100%
Show Cause	SC	0.0	0	3	0	0%
Status Offense	ST	0.0	0	1	0	0%
Traffic	T	1.0	9	9	3	33%
Termination of Parental Rights	TP	2.8	0	10	5	0%
Truancy/Runaway (Child in Need of Supervision)	TR	5.0	8	11	1	13%
Juvenile Total			138	336	144	104.3%
Totals			234	592	238	101.7%



	Total Filings with %
Custody Visitation (CV)	59 25%
Show Cause (SC)	33 14%
Civil Support (VS)	27 12%
Criminal Misdemeanor (CM)	18 8%
Delinquency Misdemeanor (DM)	17 7%
Others	80 34%
Total	234 100%

Special Case Activities

Emergency Protective Order	PE	1.0	19
----------------------------	----	-----	----


Commonwealth of Virginia
Caseload Statistics of the J&DR District Courts

Russell

February 2016

	Filing Type	Hearings Per Case	Filings	Hearings	Concluded	Clearance Rate
Adult						
Capias	CA	2.4	8	20	11	138%
Criminal Felonv	CF	4.1	2	22	7	350%
Criminal Misdemeanor	CM	3.2	12	58	18	150%
Protective Order – Family Abuse	FP	2.1	4	17	9	225%
Motion - Modifv Protective Order	MP	3.0	0	1	1	0%
Protective Order - Violation of Protective Order Conviction	PV	1.0	2	2	2	100%
Remand Support	RS	1.0	5	5	5	100%
Show Cause	SC	2.9	35	122	48	137%
Civil Support	VS	1.9	35	76	43	123%
Adult Total			103	323	144	139.8%
Juvenile						
Abuse or Nealect	AN	3.5	3	17	4	133%
Child in Need of Services	CS	4.8	1	8	4	400%
Custodv Visitation	CV	2.8	55	242	129	235%
Delinquency Felonv	DF	10.0	3	11	1	33%
Delinquency Misdemeanor	DM	1.7	12	19	6	50%
Entrustment Aareement	ET	2.3	4	6	4	100%
Foster Care Review	FC	1.1	7	8	7	100%
Initial Foster Care Review	IF	1.0	3	3	3	100%
Motion - Modifv Protective Order	MP	0.0	2	2	0	0%
Permanency Plannina	PH	1.3	22	28	22	100%
Paternity	PT	0.0	0	2	0	0%
Remand Custodv	RC	1.0	5	5	5	100%
Child at Risk of Abuse or Nealect	RI	0.0	0	2	0	0%
Remand Visitation	RV	1.0	5	5	5	100%
Show Cause	SC	1.0	1	1	1	100%
Status Offense	ST	3.5	2	8	2	100%
Traffic	T	1.0	6	6	4	67%
Termination of Parental Rihts	TP	2.7	9	17	6	67%
Truancy/Runaway (Child in Need of Supervision)	TR	0.0	2	4	0	0%
Juvenile Total			142	394	203	143.0%
Totals			245	717	347	141.6%

New Cases



	Total Filings with %
Custody Visitation (CV)	55 22%
Show Cause (SC)	36 15%
Civil Support (VS)	35 14%
Permanency Planning (PH)	22 9%
Criminal Misdemeanor (CM)	12 5%
Others	85 35%
Total	245 100%

Special Case Activities

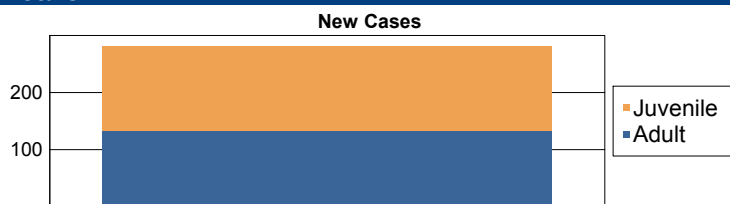
Emeraency Protective Order	PE	1.0	10
----------------------------	----	-----	----

**Commonwealth of Virginia
Caseload Statistics of the J&DR District Courts**

Russell

January 2016

	Filing Type	Hearings Per Case	Filings	Hearings	Concluded	Clearance Rate
Adult						
Capias	CA	2.4	7	22	9	129%
Criminal Felony	CF	2.0	4	22	1	25%
Criminal Misdemeanor	CM	3.0	24	64	22	92%
Protective Order – Family Abuse	FP	1.4	9	10	5	56%
Motion - Modifv Protective Order	MP	0.0	1	2	0	0%
Protective Order - Violation of Protective Order Conviction	PV	1.0	1	1	1	100%
Show Cause	SC	2.4	59	144	39	66%
Civil Support	VS	2.1	28	47	17	61%
Adult Total			133	312	94	70.7%
Juvenile						
Abuse or Neglect	AN	3.8	6	15	4	67%
Capias	CA	2.0	1	3	2	200%
Child in Need of Services	CS	3.0	3	10	1	33%
Custody Visitation	CV	1.8	97	191	30	31%
Delinquency Felony	DF	0.0	4	9	0	0%
Delinquency Misdemeanor	DM	1.6	11	25	7	64%
Foster Care Review	FC	1.0	2	2	2	100%
Initial Foster Care Review	IF	1.0	6	6	6	100%
Permanency Planning	PH	1.6	5	8	5	100%
Paternity	PT	4.0	0	2	1	0%
Child at Risk of Abuse or Neglect	RI	1.0	4	4	2	50%
Show Cause	SC	0.0	0	2	0	0%
Status Offense	ST	2.0	0	3	1	0%
Traffic	T	1.5	6	6	4	67%
Termination of Parental Rights	TP	0.0	2	2	0	0%
Truancy/Runaway (Child in Need of Supervision)	TR	0.0	1	4	0	0%
Juvenile Total			148	292	65	43.9%
Totals			281	604	159	56.6%



	Total Filings with %
Custody Visitation (CV)	97 35%
Show Cause (SC)	59 21%
Civil Support (VS)	28 10%
Criminal Misdemeanor (CM)	24 9%
Delinquency Misdemeanor (DM)	11 4%
Others	62 22%
Total	281 100%

Special Case Activities

Emergency Protective Order	PE	1.0	29
----------------------------	----	-----	----

Commonwealth of Virginia
Caseload Statistics of the J&DR District Courts

Salem

December 2016

	Filing Type	Hearings Per Case	Filings	Hearings	Concluded	Clearance Rate
Adult						
Capias	CA	0.0	1	4	0	0%
Criminal Felony	CF	3.1	6	19	7	117%
Criminal Misdemeanor	CM	2.7	22	56	19	86%
Protective Order – Family Abuse	FP	2.0	5	10	6	120%
Remand Support	RS	1.0	2	2	2	100%
Show Cause	SC	2.5	8	29	11	138%
Civil Support	VS	2.5	12	21	13	108%
Adult Total			56	141	58	103.6%
Juvenile						
Abuse or Neglect	AN	3.0	1	9	5	500%
Relief of Custody	CR	2.0	0	1	1	0%
Custody Visitation	CV	2.3	24	62	33	138%
Delinquency Felony	DF	0.0	0	10	0	0%
Delinquency Misdemeanor	DM	3.3	7	20	8	114%
Foster Care Review	FC	1.0	1	1	1	100%
Initial Foster Care Review	IF	1.0	1	1	1	100%
Motion - Modify Protective Order	MP	0.0	2	2	0	0%
Permanency Planning	PH	1.0	4	4	4	100%
Paternity	PT	1.5	1	3	2	200%
Remand Custody	RC	1.0	1	1	1	100%
Remand Visitation	RV	1.0	1	1	1	100%
Status Offense	ST	1.0	3	5	1	33%
Traffic	T	1.7	11	14	6	55%
Juvenile Total			57	134	64	112.3%
Totals			113	275	122	108.0%



	Total Filings with %
Custody Visitation (CV)	24 21%
Criminal Misdemeanor (CM)	22 19%
Civil Support (VS)	12 11%
Traffic (T)	11 10%
Show Cause (SC)	8 7%
Others	36 32%
Total	113 100%

Special Case Activities

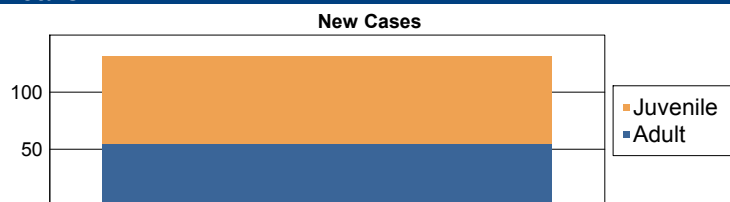
Emergency Protective Order	PE	1.0	12
Mental Commitment	MC	1.0	11
Non-Case	NC	0.0	1

Commonwealth of Virginia
Caseload Statistics of the J&DR District Courts

Salem

November 2016

	Filing Type	Hearings Per Case	Filings	Hearings	Concluded	Clearance Rate
Adult						
Capias	CA	3.3	0	4	3	0%
Criminal Felony	CF	2.4	3	14	7	233%
Criminal Misdemeanor	CM	2.7	23	82	33	143%
Protective Order – Family Abuse	FP	0.0	1	1	0	0%
Remand Support	RS	1.0	4	4	4	100%
Show Cause	SC	3.0	15	38	10	67%
Civil Support	VS	2.1	9	23	13	144%
Adult Total			55	166	70	127.3%
Juvenile						
Abuse or Neglect	AN	3.7	2	11	6	300%
Custody Visitation	CV	3.2	35	86	48	137%
Delinquency Felony	DF	0.0	1	10	0	0%
Delinquency Misdemeanor	DM	2.2	17	41	10	59%
Foster Care Review	FC	0.0	1	1	0	0%
Initial Foster Care Review	IF	0.0	2	2	0	0%
Motion - Modify Protective Order	MP	1.3	2	3	3	150%
Remand Custody	RC	1.0	4	4	4	100%
Remand Visitation	RV	1.0	4	4	4	100%
Status Offense	ST	4.0	1	6	1	100%
Traffic	T	2.3	8	17	10	125%
Juvenile Total			77	185	86	111.7%
Totals			132	351	156	118.2%



	Total Filings with %
Custody Visitation (CV)	35 27%
Criminal Misdemeanor (CM)	23 17%
Delinquency Misdemeanor (DM)	17 13%
Show Cause (SC)	15 11%
Civil Support (VS)	9 7%
Others	33 25%
Total	132 100%

Special Case Activities

Emergency Protective Order	PE	1.0	15
Emergency Custody Order	EC	1.0	2
Mental Commitment	MC	1.1	7
Temporary Detention Order	TD	1.0	2

Commonwealth of Virginia
Caseload Statistics of the J&DR District Courts

Salem

October 2016

	Filing Type	Hearings Per Case	Filings	Hearings	Concluded	Clearance Rate
Adult						
Bond Forfeiture Show Cause	BF	2.3	2	3	3	150%
Capias	CA	3.3	3	10	3	100%
Criminal Felonv	CF	2.0	8	17	4	50%
Criminal Misdemeanor	CM	3.0	25	72	16	64%
Protective Order – Familv Abuse	FP	2.8	2	9	6	300%
Remand Support	RS	1.0	3	3	3	100%
Show Cause	SC	2.8	13	26	8	62%
Civil Support	VS	1.4	14	27	14	100%
Adult Total			70	167	57	81.4%
Juvenile						
Abuse or Neglect	AN	3.0	3	14	5	167%
Relief of Custody	CR	0.0	1	1	0	0%
Custody Visitation	CV	2.3	31	97	39	126%
Delinquency Felonv	DF	9.0	3	12	1	33%
Delinquency Misdemeanor	DM	4.5	8	36	15	188%
Foster Care Review	FC	1.0	1	1	1	100%
Initial Foster Care Review	IF	1.0	5	5	5	100%
Permanency Planning	PH	1.0	1	1	1	100%
Paternity	PT	2.0	2	3	1	50%
Remand Custody	RC	1.0	2	2	2	100%
Remand Visitation	RV	1.0	2	2	2	100%
Status Offense	ST	5.5	0	7	2	0%
Traffic	T	1.7	12	15	7	58%
Termination of Parental Rights	TP	2.0	0	4	4	0%
Truancy/Runaway (Child in Need of Supervision)	TR	0.0	0	1	0	0%
Juvenile Total			71	201	85	119.7%
Totals			141	368	142	100.7%



	Total Filings with %
Custody Visitation (CV)	31 22%
Criminal Misdemeanor (CM)	25 18%
Civil Support (VS)	14 10%
Show Cause (SC)	13 9%
Traffic (T)	12 9%
Others	46 33%
Total	141 100%

Special Case Activities

Emergency Protective Order	PE	1.0	8
Mental Commitment	MC	1.0	10
Temporary Detention Order	TD	1.0	2

Commonwealth of Virginia
Caseload Statistics of the J&DR District Courts

Salem

September 2016

	Filing Type	Hearings Per Case	Filings	Hearings	Concluded	Clearance Rate
Adult						
Capias	CA	4.0	0	6	1	0%
Criminal Felonv	CF	4.0	8	12	3	38%
Criminal Misdemeanor	CM	2.3	36	73	15	42%
Protective Order – Family Abuse	FP	2.0	4	6	2	50%
Motion - Modifv Protective Order	MP	1.0	1	1	1	100%
Remand Support	RS	1.0	4	4	4	100%
Show Cause	SC	2.3	9	25	19	211%
Civil Support	VS	1.6	15	25	15	100%
Adult Total			77	152	60	77.9%
Juvenile						
Abuse or Neglect	AN	5.8	6	17	6	100%
Custody Visitation	CV	1.8	34	73	25	74%
Delinquencv Felonv	DF	3.0	0	7	3	0%
Delinquencv Misdemeanor	DM	3.7	3	20	3	100%
Motion - Modifv Protective Order	MP	1.0	3	3	2	67%
Permanencv Planning	PH	1.0	1	1	1	100%
Remand Custody	RC	1.0	5	5	5	100%
Remand Visitation	RV	1.0	5	5	5	100%
Status Offense	ST	1.0	2	3	1	50%
Traffic	T	2.4	2	10	8	400%
Termination of Parental Rihts	TP	0.0	2	2	0	0%
Juvenile Total			63	146	59	93.7%
Totals			140	298	119	85.0%



	Total Filings with %
Criminal Misdemeanor (CM)	36 26%
Custody Visitation (CV)	34 24%
Civil Support (VS)	15 11%
Show Cause (SC)	9 6%
Criminal Felony (CF)	8 6%
Others	38 27%
Total	140 100%

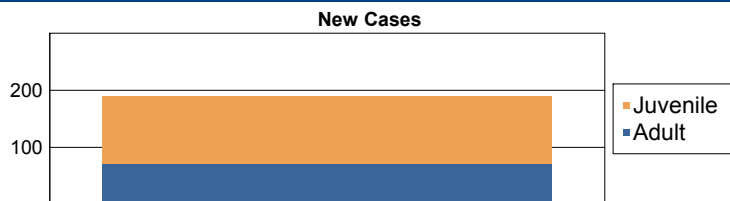
Special Case Activities

Emergency Protective Order	PE	1.0	18
Mental Commitment	MC	1.0	7
Temporary Detention Order	TD	1.0	2

Commonwealth of Virginia
Caseload Statistics of the J&DR District Courts
August 2016

Salem

	Filing Type	Hearings Per Case	Filings	Hearings	Concluded	Clearance Rate
Adult						
Bond Forfeiture Show Cause	BF	0.0	0	1	0	0%
Capias	CA	3.0	2	6	1	50%
Criminal Felony	CF	2.7	8	15	3	38%
Criminal Misdemeanor	CM	2.8	25	77	30	120%
Protective Order – Familv Abuse	FP	2.4	4	13	5	125%
Remand Support	RS	1.0	2	2	2	100%
Show Cause	SC	2.5	15	38	12	80%
Restricted License - Support	SL	1.0	1	1	1	100%
Civil Support	VS	1.5	15	25	11	73%
Adult Total			72	178	65	90.3%
Juvenile						
Abuse or Neglect	AN	2.6	7	24	8	114%
Protective Order – Non Familv Abuse	AP	2.0	1	2	1	100%
Custody Visitation	CV	1.8	64	120	54	84%
Delinquency Felony	DF	5.0	6	21	1	17%
Delinquency Misdemeanor	DM	3.3	15	45	9	60%
Foster Care Review	FC	1.0	4	4	4	100%
Initial Foster Care Review	IF	1.0	1	1	1	100%
Motion - Modifv Protective Order	MP	4.0	0	2	2	0%
Permanency Planning	PH	1.0	2	2	2	100%
Remand Custody	RC	1.0	3	3	3	100%
Remand Visitation	RV	1.0	3	3	3	100%
Show Cause	SC	0.0	0	1	0	0%
Status Offense	ST	5.0	2	8	1	50%
Traffic	T	2.0	8	14	7	88%
Termination of Parental Rights	TP	0.0	2	2	0	0%
Truancy/Runaway (Child in Need of Supervision)	TR	9.0	0	1	1	0%
Juvenile Total			118	253	97	82.2%
Totals			190	431	162	85.3%



	Total Filings with %
Custody Visitation (CV)	64 34%
Criminal Misdemeanor (CM)	25 13%
Civil Support (VS)	15 8%
Delinquency Misdemeanor (DM)	15 8%
Show Cause (SC)	15 8%
Others	56 29%
Total	190 100%

Special Case Activities

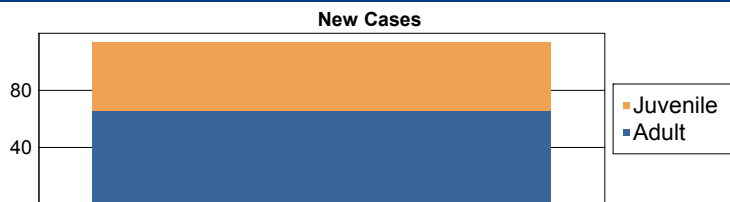
Non-Case	NC	1.0	1
Emergency Protective Order	PE	1.0	16
Emergency Custody Order	EC	1.0	2
Mental Commitment	MC	1.0	3
Non-Case	NC	0.0	0

Commonwealth of Virginia
Caseload Statistics of the J&DR District Courts

Salem

July 2016

	Filing Type	Hearings Per Case	Filings	Hearings	Concluded	Clearance Rate
Adult						
Capias	CA	0.0	3	4	0	0%
Criminal Felonv	CF	3.8	4	13	5	125%
Criminal Misdemeanor	CM	2.6	30	88	38	127%
Protective Order – Family Abuse	FP	2.3	6	13	4	67%
Other	OT	2.0	0	1	1	0%
Remand Support	RS	1.0	3	3	3	100%
Show Cause	SC	3.3	8	41	27	338%
Civil Support	VS	1.8	12	26	18	150%
Adult Total			66	189	96	145.5%
Juvenile						
Abuse or Neglect	AN	4.0	2	6	1	50%
Capias	CA	5.0	0	2	1	0%
Custody Visitation	CV	1.8	18	56	26	144%
Delinquency Felonv	DF	6.3	1	7	3	300%
Delinquency Misdemeanor	DM	2.8	4	52	20	500%
Initial Foster Care Review	IF	1.0	1	1	1	100%
Permanency Planning	PH	1.0	1	1	1	100%
Paternity	PT	1.0	2	2	1	50%
Remand Custody	RC	1.0	6	6	6	100%
Remand Visitation	RV	1.0	6	6	6	100%
Show Cause	SC	0.0	1	1	0	0%
Status Offense	ST	0.0	1	4	0	0%
Traffic	T	3.0	5	14	7	140%
Juvenile Total			48	158	73	152.1%
Totals			114	347	169	148.2%



	Total Filings with %
Criminal Misdemeanor (CM)	30 26%
Custody Visitation (CV)	18 16%
Civil Support (VS)	12 11%
Show Cause (SC)	9 8%
Protective Order – Family Abuse (FP)	6 5%
Others	39 34%
Total	114 100%

Special Case Activities

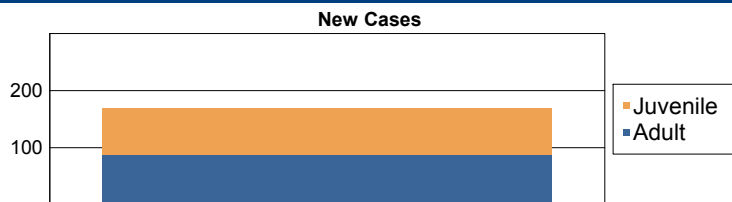
Emergency Protective Order	PE	1.0	19
----------------------------	----	-----	----

Commonwealth of Virginia
Caseload Statistics of the J&DR District Courts

Salem

June 2016

	Filing Type	Hearings Per Case	Filings	Hearings	Concluded	Clearance Rate
Adult						
Capias	CA	4.3	0	4	3	0%
Criminal Felony	CF	3.5	3	11	4	133%
Criminal Misdemeanor	CM	2.9	35	87	21	60%
Protective Order – Family Abuse	FP	2.5	6	15	6	100%
Remand Support	RS	1.0	1	1	1	100%
Show Cause	SC	2.4	16	50	14	88%
Civil Support	VS	1.9	26	37	18	69%
Adult Total			87	205	67	77.0%
Juvenile						
Abuse or Neglect	AN	3.0	9	21	2	22%
Custody Visitation	CV	2.1	42	99	28	67%
Delinquency Felony	DF	5.0	0	7	1	0%
Delinquency Misdemeanor	DM	3.9	3	33	8	267%
Entrustment Agreement	ET	1.0	5	5	4	80%
Foster Care Review	FC	1.0	1	1	1	100%
Permanency Planning	PH	1.5	2	3	2	100%
Paternity	PT	1.0	1	1	1	100%
Remand Custody	RC	1.0	1	1	1	100%
Remand Visitation	RV	1.0	1	1	1	100%
Status Offense	ST	0.0	1	3	0	0%
Traffic	T	1.2	11	14	5	45%
Termination of Parental Rights	TP	1.5	4	6	4	100%
Juvenile Total			81	195	58	71.6%
Totals			168	400	125	74.4%



	Total Filings with %
Custody Visitation (CV)	42 25%
Criminal Misdemeanor (CM)	35 21%
Civil Support (VS)	26 15%
Show Cause (SC)	16 10%
Traffic (T)	11 7%
Others	38 23%
Total	168 100%

Special Case Activities

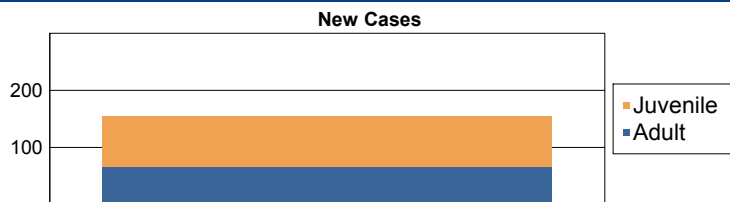
Emergency Protective Order	PE	1.0	21
Mental Commitment	MC	1.0	5

Commonwealth of Virginia
Caseload Statistics of the J&DR District Courts

Salem

May 2016

	Filing Type	Hearings Per Case	Filings	Hearings	Concluded	Clearance Rate
Adult						
Capias	CA	4.5	1	7	2	200%
Criminal Felonv	CF	4.8	5	14	4	80%
Criminal Misdemeanor	CM	4.0	15	39	12	80%
Protective Order – Family Abuse	FP	1.8	6	10	5	83%
Other	OT	0.0	1	1	0	0%
Remand Support	RS	1.0	1	1	1	100%
Show Cause	SC	2.5	20	47	11	55%
Civil Support	VS	1.3	16	23	16	100%
Adult Total			65	142	51	78.5%
Juvenile						
Abuse or Neglect	AN	3.0	1	5	2	200%
Capias	CA	3.0	0	1	1	0%
Custody Visitation	CV	1.6	43	64	27	63%
Delinquency Felonv	DF	0.0	2	11	0	0%
Delinquency Misdemeanor	DM	1.9	31	55	7	23%
Foster Care Review	FC	1.0	3	3	3	100%
Initial Foster Care Review	IF	1.0	1	1	1	100%
Juvenile Support	JS	1.0	1	1	1	100%
Motion - Modifv Protective Order	MP	0.0	0	2	0	0%
Paternity	PT	2.0	0	1	1	0%
Show Cause	SC	2.0	0	1	1	0%
Status Offense	ST	0.0	1	5	0	0%
Traffic	T	1.5	6	10	6	100%
Juvenile Total			89	160	50	56.2%
Totals			154	302	101	65.6%



	Total Filings with %
Custody Visitation (CV)	43 28%
Delinquency Misdemeanor (DM)	31 20%
Show Cause (SC)	20 13%
Civil Support (VS)	16 10%
Criminal Misdemeanor (CM)	15 10%
Others	29 19%
Total	154 100%

Special Case Activities

Emergency Protective Order	PE	1.0	18
Mental Commitment	MC	1.0	15
Non-Case	NC	0.0	1

Commonwealth of Virginia
Caseload Statistics of the J&DR District Courts

Salem

April 2016

	Filing Type	Hearings Per Case	Filings	Hearings	Concluded	Clearance Rate
Adult						
Capias	CA	2.7	5	12	3	60%
Criminal Felony	CF	2.2	0	34	34	0%
Criminal Misdemeanor	CM	3.1	12	58	23	192%
Protective Order – Family Abuse	FP	2.5	3	7	4	133%
Motion - Modifv Protective Order	MP	1.0	2	2	2	100%
Protective Order - Violation of Protective Order Conviction	PV	1.0	1	1	1	100%
Remand Support	RS	1.0	6	6	6	100%
Show Cause	SC	2.5	17	48	24	141%
Restricted License - Support	SL	1.0	1	1	1	100%
Civil Support	VS	1.8	22	37	22	100%
Adult Total			69	206	120	173.9%
Juvenile						
Abuse or Neglect	AN	4.3	2	13	8	400%
Capias	CA	0.0	0	3	0	0%
Custody Visitation	CV	2.3	42	92	46	110%
Delinquency Felony	DF	4.7	0	7	3	0%
Delinquency Misdemeanor	DM	4.3	8	40	8	100%
Initial Foster Care Review	IF	1.0	3	3	3	100%
Motion - Modifv Protective Order	MP	8.7	0	5	3	0%
Permanency Planning	PH	1.0	1	1	1	100%
Remand Custody	RC	1.0	7	7	7	100%
Show Cause	SC	0.0	1	1	0	0%
Status Offense	ST	0.0	1	1	0	0%
Traffic	T	1.6	12	18	10	83%
Truancy/Runaway (Child in Need of Supervision)	TR	4.0	0	2	1	0%
Juvenile Total			77	193	90	116.9%
Totals			146	399	210	143.8%



	Total Filings with %
Custody Visitation (CV)	42 29%
Civil Support (VS)	22 15%
Show Cause (SC)	18 12%
Criminal Misdemeanor (CM)	12 8%
Traffic (T)	12 8%
Others	40 27%
Total	146 100%

Special Case Activities

Emergency Protective Order	PE	1.0	13
Emergency Custody Order	EC	1.0	2
Mental Commitment	MC	1.0	8
Temporary Detention Order	TD	1.0	4

Commonwealth of Virginia
Caseload Statistics of the J&DR District Courts

Salem


March 2016

	Filing Type	Hearings Per Case	Filings	Hearings	Concluded	Clearance Rate
Adult						
Bond Forfeiture Show Cause	BF	1.0	1	2	1	100%
Capias	CA	3.5	0	4	2	0%
Criminal Felonv	CF	2.6	28	44	5	18%
Criminal Misdemeanor	CM	2.6	29	73	22	76%
Protective Order – Familv Abuse	FP	2.5	3	10	4	133%
Remand Support	RS	1.0	3	3	3	100%
Show Cause	SC	2.8	18	39	12	67%
Civil Support	VS	1.7	11	21	13	118%
Adult Total			93	196	62	66.7%

Juvenile						
Abuse or Neglect	AN	4.0	1	13	2	200%
Capias	CA	0.0	1	1	0	0%
Relief of Custodv	CR	1.0	1	1	1	100%
Custodv Visitation	CV	1.6	39	87	25	64%
Delinquency Felonv	DF	4.8	4	17	4	100%
Delinquency Misdemeanor	DM	3.3	8	31	3	38%
Motion - Modifv Protective Order	MP	1.0	5	9	2	40%
Permanency Planning	PH	1.0	1	1	1	100%
Paternity	PT	0.0	1	1	0	0%
Remand Custodv	RC	1.0	4	4	4	100%
Traffic	T	1.3	8	11	6	75%
Termination of Parental Rights	TP	2.0	0	4	4	0%
Juvenile Total			73	180	52	71.2%

Totals			166	376	114	68.7%
---------------	--	--	------------	------------	------------	--------------

New Cases



	Total Filings with %
Custody Visitation (CV)	39 23%
Criminal Misdemeanor (CM)	29 17%
Criminal Felony (CF)	28 17%
Show Cause (SC)	18 11%
Civil Support (VS)	11 7%
Others	41 25%
Total	166 100%

Special Case Activities

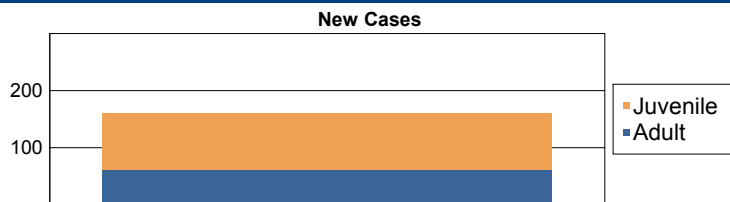
Emeraency Protective Order	PE	1.0	12
Mental Commitment	MC	1.0	11
Temporary Detention Order	TD	1.0	2

Commonwealth of Virginia
Caseload Statistics of the J&DR District Courts

Salem

February 2016

	Filing Type	Hearings Per Case	Filings	Hearings	Concluded	Clearance Rate
Adult						
Bond Forfeiture Show Cause	BF	0.0	1	2	0	0%
Capias	CA	4.0	1	8	1	100%
Criminal Felony	CF	3.0	12	25	5	42%
Criminal Misdemeanor	CM	2.6	11	52	28	255%
Protective Order – Familv Abuse	FP	2.0	3	9	6	200%
Show Cause	SC	2.4	15	40	14	93%
Restricted License - Support	SL	1.0	1	1	1	100%
Civil Support	VS	2.0	18	37	28	156%
Adult Total			62	174	83	133.9%
Juvenile						
Abuse or Neglect	AN	2.9	18	57	15	83%
Capias	CA	2.0	1	2	1	100%
Custody Visitation	CV	2.2	48	88	50	104%
Delinquency Felony	DF	0.0	3	17	0	0%
Delinquency Misdemeanor	DM	3.9	18	64	15	83%
Foster Care Review	FC	1.0	2	2	2	100%
Initial Foster Care Review	IF	1.0	1	1	1	100%
Motion - Modifv Protective Order	MP	0.0	0	2	0	0%
Permanency Planning	PH	1.0	3	3	3	100%
Remand Custody	RC	1.0	1	1	1	100%
Status Offense	ST	0.0	0	1	0	0%
Traffic	T	2.1	4	19	10	250%
Juvenile Total			99	257	98	99.0%
Totals			161	431	181	112.4%



	Total Filings with %
Custody Visitation (CV)	48 30%
Abuse or Neglect (AN)	18 11%
Civil Support (VS)	18 11%
Delinquency Misdemeanor (DM)	18 11%
Show Cause (SC)	15 9%
Others	44 27%
Total	161 100%

Special Case Activities

Emergency Protective Order	PE	1.0	3
Mental Commitment	MC	1.0	7
Temporary Detention Order	TD	1.0	2

Commonwealth of Virginia
Caseload Statistics of the J&DR District Courts


Salem

January 2016

	Filing Type	Hearings Per Case	Filings	Hearings	Concluded	Clearance Rate
Adult						
Capias	CA	0.0	0	2	0	0%
Criminal Felony	CF	2.0	1	8	1	100%
Criminal Misdemeanor	CM	2.9	24	49	13	54%
Protective Order – Family Abuse	FP	1.3	6	8	3	50%
Motion - Modifv Protective Order	MP	2.0	0	1	1	0%
Show Cause	SC	3.3	15	40	16	107%
Civil Support	VS	1.8	22	44	21	95%
Adult Total			68	152	55	80.9%
Juvenile						
Abuse or Neglect	AN	2.5	8	17	2	25%
Child in Need of Services	CS	3.0	0	1	1	0%
Custody Visitation	CV	2.3	39	90	40	103%
Delinquency Felony	DF	6.0	2	8	3	150%
Delinquency Misdemeanor	DM	6.8	16	43	10	63%
Motion - Modifv Protective Order	MP	0.0	0	2	0	0%
Permanency Planning	PH	1.0	1	1	1	100%
Paternity	PT	4.0	0	2	2	0%
Status Offense	ST	1.0	1	1	1	100%
Traffic	T	1.4	12	19	9	75%
Termination of Parental Rights	TP	0.0	4	4	0	0%
Truancy/Runaway (Child in Need of Supervision)	TR	0.0	0	2	0	0%
Juvenile Total			83	190	69	83.1%

Totals			151	342	124	82.1%
---------------	--	--	------------	------------	------------	--------------

New Cases



	Total Filings with %
Custody Visitation (CV)	39 26%
Criminal Misdemeanor (CM)	24 16%
Civil Support (VS)	22 15%
Delinquency Misdemeanor (DM)	16 11%
Show Cause (SC)	15 10%
Others	35 23%
Total	151 100%

Special Case Activities

Emergency Protective Order	PE	1.0	10
Mental Commitment	MC	1.0	11

Commonwealth of Virginia
Caseload Statistics of the J&DR District Courts

Scott

December 2016

	Filing Type	Hearings Per Case	Filings	Hearings	Concluded	Clearance Rate
Adult						
Capias	CA	2.0	1	4	2	200%
Criminal Felony	CF	2.0	21	43	1	5%
Criminal Misdemeanor	CM	5.0	10	22	2	20%
Protective Order – Family Abuse	FP	3.0	2	7	1	50%
Show Cause	SC	2.7	10	33	12	120%
Civil Support	VS	1.8	15	26	9	60%
Adult Total			59	135	27	45.8%
Juvenile						
Abuse or Neglect	AN	3.3	1	14	7	700%
Relief of Custody	CR	3.0	0	1	1	0%
Custody Visitation	CV	2.3	32	72	23	72%
Delinquency Felony	DF	0.0	0	3	0	0%
Delinquency Misdemeanor	DM	2.6	7	28	9	129%
Initial Foster Care Review	IF	1.0	5	5	5	100%
Permanency Planning	PH	1.6	3	12	7	233%
Paternity	PT	0.0	1	1	0	0%
Child at Risk of Abuse or Neglect	RI	0.0	0	1	0	0%
Status Offense	ST	3.0	0	1	1	0%
Traffic	T	1.3	11	8	7	64%
Juvenile Total			60	146	60	100.0%
Totals			119	281	87	73.1%



	Total Filings with %
Custody Visitation (CV)	32 27%
Criminal Felony (CF)	21 18%
Civil Support (VS)	15 13%
Traffic (T)	11 9%
Criminal Misdemeanor (CM)	10 8%
Others	30 25%
Total	119 100%

Special Case Activities

Non-Case	NC	1.0	1
Emergency Protective Order	PE	1.0	5

Commonwealth of Virginia
Caseload Statistics of the J&DR District Courts

Scott

November 2016

	Filing Type	Hearings Per Case	Filings	Hearings	Concluded	Clearance Rate
Adult						
Capias	CA	5.5	1	8	2	200%
Criminal Felony	CF	0.0	4	12	0	0%
Criminal Misdemeanor	CM	3.7	8	49	13	163%
Protective Order – Family Abuse	FP	1.3	3	4	3	100%
Other	OT	0.0	2	4	0	0%
Show Cause	SC	3.2	11	29	11	100%
Restricted License - Support	SL	1.0	2	2	2	100%
Civil Support	VS	1.8	12	19	12	100%
Adult Total			43	127	43	100.0%
Juvenile						
Abuse or Neglect	AN	4.0	0	13	9	0%
Child in Need of Services	CS	0.0	0	1	0	0%
Custody Visitation	CV	3.0	21	65	31	148%
Delinquency Felony	DF	9.0	5	16	2	40%
Delinquency Misdemeanor	DM	5.3	1	24	9	900%
Initial Foster Care Review	IF	1.0	6	6	6	100%
Permanency Planning	PH	1.0	10	10	7	70%
Paternity	PT	4.0	0	1	1	0%
Show Cause	SC	6.0	0	1	1	0%
Status Offense	ST	0.0	0	5	0	0%
Traffic	T	0.0	1	1	0	0%
Truancy/Runaway (Child in Need of Supervision)	TR	15.0	0	3	1	0%
Juvenile Total			44	146	67	152.3%
Totals			87	273	110	126.4%

New Cases



	Total Filings with %
Custody Visitation (CV)	21 24%
Civil Support (VS)	12 14%
Show Cause (SC)	11 13%
Permanency Planning (PH)	10 11%
Criminal Misdemeanor (CM)	8 9%
Others	25 29%
Total	87 100%

Special Case Activities

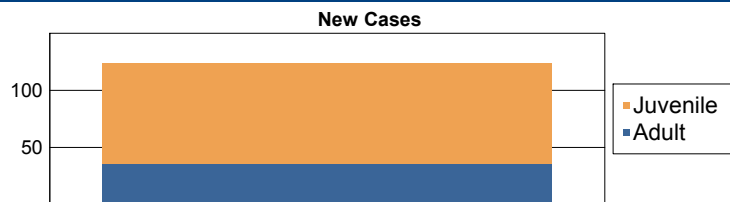
Emergency Protective Order	PE	1.0	5
----------------------------	----	-----	---

Commonwealth of Virginia
Caseload Statistics of the J&DR District Courts

Scott

October 2016

	Filing Type	Hearings Per Case	Filings	Hearings	Concluded	Clearance Rate
Adult						
Capias	CA	1.0	3	7	2	67%
Criminal Felony	CF	2.0	1	10	2	200%
Criminal Misdemeanor	CM	2.9	4	60	23	575%
Protective Order – Family Abuse	FP	1.0	1	1	1	100%
Other	OT	0.0	0	3	0	0%
Show Cause	SC	3.3	9	45	18	200%
Civil Support	VS	2.4	18	38	30	167%
Adult Total			36	164	76	211.1%
Juvenile						
Abuse or Neglect	AN	4.0	9	25	2	22%
Relief of Custody	CR	0.0	1	2	0	0%
Custody Visitation	CV	2.8	27	68	20	74%
Delinquency Felony	DF	7.0	5	17	3	60%
Delinquency Misdemeanor	DM	4.4	11	69	21	191%
Entrustment Agreement	ET	1.0	2	2	2	100%
Foster Care Review	FC	1.0	8	8	8	100%
Initial Foster Care Review	IF	1.0	3	3	3	100%
Permanency Planning	PH	1.0	3	3	3	100%
Paternity	PT	3.0	2	3	2	100%
Show Cause	SC	3.0	0	4	2	0%
Status Offense	ST	2.2	4	17	5	125%
Traffic	T	1.3	13	11	14	108%
Truancy/Runaway (Child in Need of Supervision)	TR	5.0	0	9	1	0%
Juvenile Total			88	241	86	97.7%
Totals			124	405	162	130.6%



	Total Filings with %
Custody Visitation (CV)	27 22%
Civil Support (VS)	18 15%
Traffic (T)	13 10%
Delinquency Misdemeanor (DM)	11 9%
Abuse or Neglect (AN)	9 7%
Others	46 37%
Total	124 100%

Special Case Activities

Emergency Protective Order	PE	1.0	2
Emergency Custody Order	EC	1.0	2
Temporary Detention Order	TD	1.0	2

Commonwealth of Virginia
Caseload Statistics of the J&DR District Courts
September 2016

Scott

	Filing Type	Hearings Per Case	Filings	Hearings	Concluded	Clearance Rate
Adult						
Capias	CA	3.2	4	13	9	225%
Criminal Felony	CF	5.0	2	12	1	50%
Criminal Misdemeanor	CM	3.1	21	59	16	76%
Protective Order – Family Abuse	FP	1.6	9	16	11	122%
Motion - Modifv Protective Order	MP	1.0	1	1	1	100%
Other	OT	6.5	0	7	4	0%
Show Cause	SC	2.8	11	41	13	118%
Restricted License - Support	SL	2.0	0	1	1	0%
Civil Support	VS	1.4	11	20	12	109%
Adult Total			59	170	68	115.3%
Juvenile						
Abuse or Neglect	AN	0.0	6	17	0	0%
Child in Need of Services	CS	0.0	0	1	0	0%
Custody Visitation	CV	1.4	38	65	30	79%
Delinquency Felony	DF	7.0	1	3	1	100%
Delinquency Misdemeanor	DM	3.3	13	184	153	1,177%
Emancipation	EP	1.0	1	1	1	100%
Protective Order – Family Abuse	FP	1.0	1	1	1	100%
Permanency Planning	PH	1.0	5	5	5	100%
Paternity	PT	0.0	0	2	0	0%
Show Cause	SC	4.0	1	6	5	500%
Status Offense	ST	2.0	7	13	2	29%
Traffic	T	1.9	5	7	9	180%
Truancy/Runaway (Child in Need of Supervision)	TR	8.0	2	9	4	200%
Juvenile Total			80	314	211	263.8%

Totals			139	484	279	200.7%
---------------	--	--	------------	------------	------------	---------------



	Total Filings with %
Custody Visitation (CV)	38 27%
Criminal Misdemeanor (CM)	21 15%
Delinquency Misdemeanor (DM)	13 9%
Show Cause (SC)	12 9%
Civil Support (VS)	11 8%
Others	44 32%
Total	139 100%

Special Case Activities

Emergency Protective Order	PE	1.0	14
----------------------------	----	-----	----

Commonwealth of Virginia
Caseload Statistics of the J&DR District Courts

Scott

August 2016

	Filing Type	Hearings Per Case	Filings	Hearings	Concluded	Clearance Rate
Adult						
Capias	CA	2.4	5	12	5	100%
Criminal Felonv	CF	2.0	2	10	1	50%
Criminal Misdemeanor	CM	3.4	24	59	12	50%
Protective Order – Family Abuse	FP	1.7	9	16	6	67%
Other	OT	2.0	0	3	1	0%
Show Cause	SC	2.3	19	38	9	47%
Restricted License - Support	SL	0.0	1	1	0	0%
Civil Support	VS	1.6	8	20	8	100%
Adult Total			68	159	42	61.8%
Juvenile						
Abuse or Neglect	AN	3.0	9	17	2	22%
Capias	CA	1.0	1	1	1	100%
Custody Visitation	CV	3.0	37	82	42	114%
Delinquency Felonv	DF	0.0	2	8	0	0%
Delinquency Misdemeanor	DM	1.9	14	188	8	57%
Emancipation	EP	1.0	1	1	1	100%
Initial Foster Care Review	IF	1.0	1	1	1	100%
Permanency Planning	PH	1.0	10	10	9	90%
Paternity	PT	0.0	0	1	0	0%
Show Cause	SC	1.0	1	6	1	100%
Status Offense	ST	2.0	3	7	2	67%
Traffic	T	1.3	5	8	3	60%
Termination of Parental Rights	TP	2.0	0	1	1	0%
Truancy/Runaway (Child in Need of Supervision)	TR	0.0	0	5	0	0%
Juvenile Total			84	336	71	84.5%

Totals	152	495	113	74.3%
---------------	------------	------------	------------	--------------



	Total Filings with %
Custody Visitation (CV)	37 24%
Criminal Misdemeanor (CM)	24 16%
Show Cause (SC)	20 13%
Delinquency Misdemeanor (DM)	14 9%
Permanency Planning (PH)	10 7%
Others	47 31%
Total	152 100%

Special Case Activities

Emergency Protective Order	PE	1.0	13
----------------------------	----	-----	----

Commonwealth of Virginia
Caseload Statistics of the J&DR District Courts

Scott

July 2016

	Filing Type	Hearings Per Case	Filings	Hearings	Concluded	Clearance Rate
Adult						
Capias	CA	3.5	3	6	2	67%
Criminal Felonv	CF	4.3	3	11	8	267%
Criminal Misdemeanor	CM	3.4	10	31	10	100%
Protective Order – Family Abuse	FP	1.0	3	4	1	33%
Motion - Modifv Protective Order	MP	1.0	3	3	3	100%
Other	OT	0.0	3	4	0	0%
Show Cause	SC	5.0	8	36	12	150%
Civil Support	VS	2.4	9	31	14	156%
Adult Total			42	126	50	119.0%
Juvenile						
Abuse or Neglect	AN	3.9	0	8	7	0%
Relief of Custody	CR	2.0	1	2	2	200%
Custody Visitation	CV	4.0	34	80	44	129%
Delinquency Felonv	DF	0.0	0	2	0	0%
Delinquency Misdemeanor	DM	7.5	139	160	6	4%
Foster Care Review	FC	1.0	1	1	1	100%
Initial Foster Care Review	IF	1.0	7	7	7	100%
Permanency Planning	PH	1.0	8	8	7	88%
Paternity	PT	1.5	2	3	2	100%
Show Cause	SC	0.0	1	4	0	0%
Status Offense	ST	26.0	1	4	1	100%
Traffic	T	1.1	13	15	11	85%
Termination of Parental Rights	TP	1.0	4	4	3	75%
Truancy/Runaway (Child in Need of Supervision)	TR	0.0	1	3	0	0%
Juvenile Total			212	301	91	42.9%

Totals	254	427	141	55.5%
---------------	------------	------------	------------	--------------



	Total Filings with %	
Delinquency Misdemeanor (DM)	139	55%
Custody Visitation (CV)	34	13%
Traffic (T)	13	5%
Criminal Misdemeanor (CM)	10	4%
Civil Support (VS)	9	4%
Others	49	19%
Total	254	100%

Special Case Activities

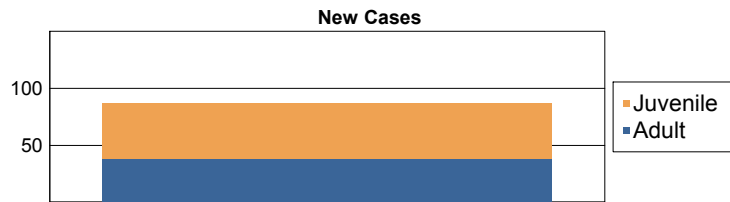
Emergency Protective Order	PE	1.0	14
----------------------------	----	-----	----

Commonwealth of Virginia
Caseload Statistics of the J&DR District Courts

Scott

June 2016

	Filing Type	Hearings Per Case	Filings	Hearings	Concluded	Clearance Rate
Adult						
Capias	CA	0.0	2	5	0	0%
Criminal Felony	CF	2.0	3	10	1	33%
Criminal Misdemeanor	CM	3.6	16	34	10	63%
Protective Order – Family Abuse	FP	1.7	4	6	3	75%
Other	OT	7.3	0	4	3	0%
Show Cause	SC	2.9	6	41	14	233%
Civil Support	VS	4.9	7	30	15	214%
Adult Total			38	130	46	121.1%
Juvenile						
Abuse or Neglect	AN	3.5	3	15	2	67%
Relief of Custody	CR	2.0	0	2	1	0%
Child in Need of Services	CS	0.0	0	1	0	0%
Custody Visitation	CV	3.2	20	88	31	155%
Delinquency Felony	DF	5.5	0	10	2	0%
Delinquency Misdemeanor	DM	4.1	8	57	17	213%
Foster Care Review	FC	1.0	1	1	1	100%
Initial Foster Care Review	IF	1.0	2	2	2	100%
Permanency Planning	PH	1.0	4	4	4	100%
Paternity	PT	0.0	0	1	0	0%
Show Cause	SC	10.7	3	10	3	100%
Status Offense	ST	7.8	2	13	4	200%
Traffic	T	1.5	6	8	6	100%
Truancy/Runaway (Child in Need of Supervision)	TR	10.0	0	10	2	0%
Juvenile Total			49	222	75	153.1%
Totals			87	352	121	139.1%



	Total Filings with %
Custody Visitation (CV)	20 23%
Criminal Misdemeanor (CM)	16 18%
Show Cause (SC)	9 10%
Delinquency Misdemeanor (DM)	8 9%
Civil Support (VS)	7 8%
Others	27 31%
Total	87 100%

Special Case Activities

Emergency Protective Order	PE	1.0	8
----------------------------	----	-----	---

Commonwealth of Virginia
Caseload Statistics of the J&DR District Courts

Scott

May 2016

	Filing Type	Hearings Per Case	Filings	Hearings	Concluded	Clearance Rate
Adult						
Capias	CA	2.5	2	7	4	200%
Criminal Felony	CF	3.7	6	18	6	100%
Criminal Misdemeanor	CM	3.3	6	54	21	350%
Protective Order – Family Abuse	FP	2.0	2	4	2	100%
Other	OT	0.0	0	4	0	0%
Show Cause	SC	3.4	9	32	16	178%
Restricted License - Support	SL	1.0	1	1	1	100%
Civil Support	VS	2.6	14	30	12	86%
Adult Total			40	150	62	155.0%

Juvenile						
Abuse or Neglect	AN	1.0	8	15	1	13%
Relief of Custody	CR	0.0	2	2	0	0%
Child in Need of Services	CS	0.0	0	2	0	0%
Custody Visitation	CV	2.2	22	58	24	109%
Delinquency Felony	DF	0.0	0	4	0	0%
Delinquency Misdemeanor	DM	3.9	35	79	7	20%
Foster Care Review	FC	1.0	1	1	1	100%
Permanency Planning	PH	1.0	3	3	3	100%
Paternity	PT	0.0	1	1	0	0%
Show Cause	SC	0.0	3	5	0	0%
Status Offense	ST	0.0	2	10	0	0%
Traffic	T	1.1	16	9	13	81%
Termination of Parental Rights	TP	1.0	4	4	4	100%
Truancy/Runaway (Child in Need of Supervision)	TR	0.0	0	10	0	0%
Juvenile Total			97	203	53	54.6%

Totals			137	353	115	83.9%
---------------	--	--	------------	------------	------------	--------------

New Cases



	Total Filings with %
Delinquency Misdemeanor (DM)	35 26%
Custody Visitation (CV)	22 16%
Traffic (T)	16 12%
Civil Support (VS)	14 10%
Show Cause (SC)	12 9%
Others	38 28%
Total	137 100%

Special Case Activities

Emergency Protective Order	PE	1.0	7
Non-Case	NC	1.0	2

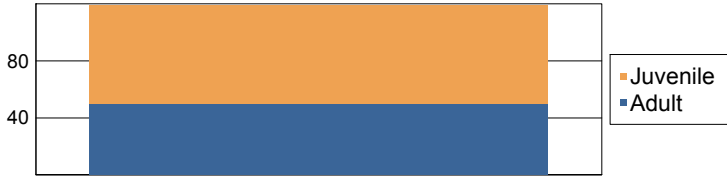
Commonwealth of Virginia
Caseload Statistics of the J&DR District Courts

Scott

April 2016

	Filing Type	Hearings Per Case	Filings	Hearings	Concluded	Clearance Rate
Adult						
Capias	CA	2.1	4	10	7	175%
Criminal Felony	CF	2.8	0	11	4	0%
Criminal Misdemeanor	CM	2.8	18	66	26	144%
Protective Order – Family Abuse	FP	2.0	3	6	3	100%
Other	OT	0.0	0	9	0	0%
Show Cause	SC	1.8	13	44	10	77%
Civil Support	VS	2.2	12	24	13	108%
Adult Total			50	170	63	126.0%
Juvenile						
Abuse or Neglect	AN	4.0	0	2	2	0%
Custody Visitation	CV	3.7	30	100	32	107%
Delinquency Felony	DF	5.0	1	14	4	400%
Delinquency Misdemeanor	DM	2.8	6	62	31	517%
Foster Care Review	FC	1.3	5	6	6	120%
Initial Foster Care Review	IF	1.0	3	3	3	100%
Permanency Planning	PH	1.0	14	14	14	100%
Paternity	PT	7.5	0	3	2	0%
Show Cause	SC	0.0	2	5	0	0%
Status Offense	ST	0.0	1	10	0	0%
Traffic	T	1.3	4	1	6	150%
Truancy/Runaway (Child in Need of Supervision)	TR	4.0	3	10	1	33%
Juvenile Total			69	230	101	146.4%
Totals			119	400	164	137.8%

New Cases



	Total Filings with %
Custody Visitation (CV)	30 25%
Criminal Misdemeanor (CM)	18 15%
Show Cause (SC)	15 13%
Permanency Planning (PH)	14 12%
Civil Support (VS)	12 10%
Others	30 25%
Total	119 100%

Special Case Activities

Emergency Protective Order	PE	1.1	13
Temporary Detention Order	TD	1.0	2

**Commonwealth of Virginia
Caseload Statistics of the J&DR District Courts**

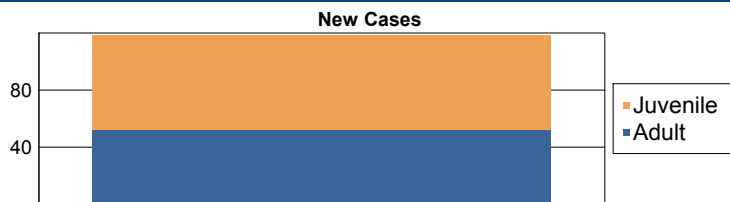
Scott

March 2016

	Filing Type	Hearings Per Case	Filings	Hearings	Concluded	Clearance Rate
Adult						
Capias	CA	2.0	3	7	3	100%
Criminal Felonv	CF	3.4	6	17	5	83%
Criminal Misdemeanor	CM	4.1	18	54	20	111%
Protective Order – Family Abuse	FP	1.7	3	5	3	100%
Other	OT	0.0	3	6	0	0%
Show Cause	SC	3.3	13	52	20	154%
Restricted License - Support	SL	3.0	0	1	1	0%
Civil Support	VS	3.5	6	23	13	217%
Adult Total			52	165	65	125.0%

Juvenile						
Abuse or Neglect	AN	2.0	3	8	2	67%
Child in Need of Services	CS	0.0	0	1	0	0%
Custody Visitation	CV	2.3	26	72	28	108%
Delinquency Felonv	DF	3.0	1	7	2	200%
Delinquency Misdemeanor	DM	2.7	11	35	7	64%
Foster Care Review	FC	1.0	3	4	2	67%
Initial Foster Care Review	IF	1.0	1	1	1	100%
Protective Order – Stalking/Acts of Violence	PC	2.0	1	2	1	100%
Permanency Planning	PH	1.0	5	5	5	100%
Paternity	PT	3.0	0	2	1	0%
Show Cause	SC	2.0	1	5	1	100%
Status Offense	ST	1.0	10	12	3	30%
Traffic	T	2.0	4	8	10	250%
Truancy/Runaway (Child in Need of Supervision)	TR	0.0	0	6	0	0%
Juvenile Total			66	168	63	95.5%

Totals			118	333	128	108.5%
---------------	--	--	------------	------------	------------	---------------



	Total Filings with %
Custody Visitation (CV)	26 22%
Criminal Misdemeanor (CM)	18 15%
Show Cause (SC)	14 12%
Delinquency Misdemeanor (DM)	11 9%
Status Offense (ST)	10 8%
Others	39 33%
Total	118 100%

Special Case Activities


Emergency Protective Order	PE	1.0	8
Emergency Custody Order	EC	1.0	2

Commonwealth of Virginia
Caseload Statistics of the J&DR District Courts

Scott

February 2016

	Filing Type	Hearings Per Case	Filings	Hearings	Concluded	Clearance Rate
Adult						
Capias	CA	2.8	8	18	8	100%
Criminal Felony	CF	3.5	4	13	6	150%
Criminal Misdemeanor	CM	3.5	19	65	11	58%
Protective Order – Family Abuse	FP	1.8	4	7	4	100%
Motion - Modifv Protective Order	MP	3.0	0	1	1	0%
Other	OT	0.0	0	6	0	0%
Show Cause	SC	3.3	25	58	21	84%
Civil Support	VS	2.2	24	48	21	88%
Adult Total			84	216	72	85.7%
Juvenile						
Child in Need of Services	CS	0.0	0	1	0	0%
Custody Visitation	CV	2.6	34	113	35	103%
Delinquency Felony	DF	1.0	4	7	2	50%
Delinquency Misdemeanor	DM	2.1	15	38	7	47%
Foster Care Review	FC	1.1	6	7	7	117%
Initial Foster Care Review	IF	1.0	1	1	1	100%
Permanency Planning	PH	1.0	3	3	3	100%
Paternity	PT	1.0	1	3	1	100%
Show Cause	SC	0.0	1	3	0	0%
Status Offense	ST	7.0	0	5	1	0%
Traffic	T	1.2	14	11	9	64%
Truancy/Runaway (Child in Need of Supervision)	TR	8.0	0	13	2	0%
Juvenile Total			79	205	68	86.1%
Totals			163	421	140	85.9%



	Total Filings with %
Custody Visitation (CV)	34 21%
Show Cause (SC)	26 16%
Civil Support (VS)	24 15%
Criminal Misdemeanor (CM)	19 12%
Delinquency Misdemeanor (DM)	15 9%
Others	45 28%
Total	163 100%

Special Case Activities

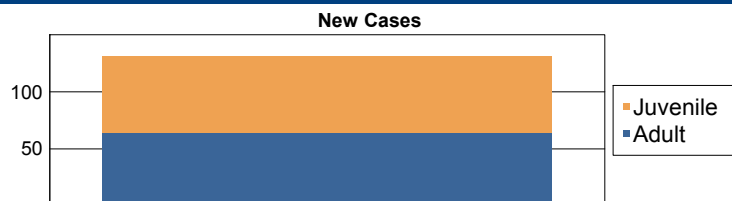
Emergency Protective Order	PE	1.0	8
----------------------------	----	-----	---

Commonwealth of Virginia
Caseload Statistics of the J&DR District Courts

Scott

January 2016

	Filing Type	Hearings Per Case	Filings	Hearings	Concluded	Clearance Rate
Adult						
Capias	CA	4.5	2	7	2	100%
Criminal Felony	CF	4.0	2	23	1	50%
Criminal Misdemeanor	CM	4.4	17	65	18	106%
Protective Order – Family Abuse	FP	2.0	2	4	2	100%
Motion - Modifv Protective Order	MP	0.0	0	1	0	0%
Other	OT	2.0	1	6	1	100%
Show Cause	SC	4.2	15	44	9	60%
Restricted License - Support	SL	1.0	2	3	2	100%
Civil Support	VS	1.0	23	37	7	30%
Adult Total			64	190	42	65.6%
Juvenile						
Abuse or Neglect	AN	4.0	1	3	1	100%
Relief of Custody	CR	2.0	1	2	1	100%
Child in Need of Services	CS	0.0	0	1	0	0%
Custody Visitation	CV	1.3	21	79	12	57%
Delinquency Felony	DF	0.0	0	6	0	0%
Delinquency Misdemeanor	DM	1.7	16	35	15	94%
Foster Care Review	FC	2.0	1	2	1	100%
Initial Foster Care Review	IF	1.0	6	6	6	100%
Permanency Planning	PH	1.1	8	9	8	100%
Paternity	PT	0.0	0	3	0	0%
Show Cause	SC	1.0	2	4	2	100%
Status Offense	ST	1.0	2	4	1	50%
Traffic	T	1.5	7	7	8	114%
Truancy/Runaway (Child in Need of Supervision)	TR	0.0	2	12	0	0%
Juvenile Total			67	173	55	82.1%
Totals			131	363	97	74.0%



	Total Filings with %
Civil Support (VS)	23 18%
Custody Visitation (CV)	21 16%
Criminal Misdemeanor (CM)	17 13%
Show Cause (SC)	17 13%
Delinquency Misdemeanor (DM)	16 12%
Others	37 28%
Total	131 100%

Special Case Activities

Emergency Protective Order	PE	1.1	14
----------------------------	----	-----	----

Commonwealth of Virginia
Caseload Statistics of the J&DR District Courts

Shenandoah

December 2016

	Filing Type	Hearings Per Case	Filings	Hearings	Concluded	Clearance Rate
Adult						
Protective Order - Non Familv Abuse	AP	0.0	0	1	0	0%
Capias	CA	1.9	13	22	11	85%
Criminal Felonv	CF	4.5	7	31	15	214%
Criminal Misdemeanor	CM	2.8	34	87	19	56%
Protective Order – Familv Abuse	FP	2.0	4	11	7	175%
Motion - Modifv Protective Order	MP	1.0	2	2	1	50%
Remand Support	RS	1.0	3	3	3	100%
Show Cause	SC	1.8	33	58	38	115%
Restricted License - Support	SL	1.0	1	1	1	100%
Civil Support	VS	2.0	19	38	15	79%
Adult Total			116	254	110	94.8%
Juvenile						
Abuse or Nealect	AN	0.0	0	2	0	0%
Protective Order – Non Familv Abuse	AP	0.0	1	2	0	0%
Capias	CA	2.0	0	2	1	0%
Child in Need of Services	CS	0.0	2	4	0	0%
Custodv Visitation	CV	2.3	68	209	93	137%
Delinquencv Felonv	DF	2.0	6	27	1	17%
Delinquencv Misdemeanor	DM	2.4	11	50	15	136%
Paternity	PT	0.0	2	4	0	0%
Remand Custodv	RC	1.0	5	5	5	100%
Remand Visitation	RV	1.0	5	5	5	100%
Show Cause	SC	1.9	10	17	8	80%
Status Offense	ST	0.0	1	2	0	0%
Traffic	T	1.6	3	4	5	167%
Truancv/Runaway (Child in Need of Supervision)	TR	2.0	0	2	1	0%
Juvenile Total			114	335	134	117.5%
Totals			230	589	244	106.1%



	Total Filings with %
Custody Visitation (CV)	68 30%
Show Cause (SC)	43 19%
Criminal Misdemeanor (CM)	34 15%
Civil Support (VS)	19 8%
Capias (CA)	13 6%
Others	53 23%
Total	230 100%

Special Case Activities

Emeraencv Protective Order	PE	1.0	19
----------------------------	----	-----	----

Commonwealth of Virginia
Caseload Statistics of the J&DR District Courts

Shenandoah

November 2016

	Filing Type	Hearings Per Case	Filings	Hearings	Concluded	Clearance Rate
Adult						
Protective Order - Non Familv Abuse	AP	0.0	0	1	0	0%
Capias	CA	3.0	3	13	9	300%
Criminal Felonv	CF	2.8	2	20	9	450%
Criminal Misdemeanor	CM	2.8	10	78	44	440%
Protective Order – Familv Abuse	FP	1.6	10	19	8	80%
Motion - Modifv Protective Order	MP	1.0	2	2	2	100%
Other	OT	1.0	1	1	1	100%
Remand Support	RS	1.0	4	4	4	100%
Show Cause	SC	2.1	22	50	34	155%
Restricted License - Support	SL	2.0	0	1	1	0%
Civil Support	VS	2.0	33	55	27	82%
Adult Total			87	244	139	159.8%
Juvenile						
Abuse or Neadlect	AN	0.0	1	2	0	0%
Capias	CA	0.0	0	1	0	0%
Child in Need of Services	CS	1.7	3	5	3	100%
Custodv Visitation	CV	2.5	115	212	63	55%
Delinquency Felonv	DF	2.8	9	45	4	44%
Delinquency Misdemeanor	DM	4.2	13	100	66	508%
Entrustment Aqreement	ET	1.0	1	1	1	100%
Initial Foster Care Review	IF	1.0	1	1	1	100%
Motion - Modifv Protective Order	MP	2.0	0	1	1	0%
Paternity	PT	4.5	4	7	2	50%
Remand Custodv	RC	1.0	6	6	6	100%
Remand Visitation	RV	1.0	6	6	6	100%
Show Cause	SC	2.0	7	11	1	14%
Status Offense	ST	2.0	1	4	3	300%
Traffic	T	1.2	11	11	13	118%
Truancy/Runaway (Child in Need of Supervision)	TR	1.0	1	2	1	100%
Juvenile Total			179	415	171	95.5%
Totals			266	659	310	116.5%



	Total Filings with %
Custody Visitation (CV)	115 43%
Civil Support (VS)	33 12%
Show Cause (SC)	29 11%
Delinquency Misdemeanor (DM)	13 5%
Traffic (T)	11 4%
Others	65 24%
Total	266 100%

Special Case Activities

Emeraency Protective Order	PE	1.0	16
----------------------------	----	-----	----


Commonwealth of Virginia
Caseload Statistics of the J&DR District Courts

Shenandoah

October 2016

	Filing Type	Hearings Per Case	Filings	Hearings	Concluded	Clearance Rate
Adult						
Capias	CA	3.3	5	17	6	120%
Criminal Felony	CF	3.5	11	35	10	91%
Criminal Misdemeanor	CM	3.1	33	77	30	91%
Protective Order – Family Abuse	FP	2.1	7	16	10	143%
Remand Support	RS	1.3	12	14	14	117%
Show Cause	SC	2.1	19	44	23	121%
Civil Support	VS	1.8	22	50	31	141%
Adult Total			109	253	124	113.8%
Juvenile						
Capias	CA	0.0	2	2	0	0%
Child in Need of Services	CS	1.0	3	3	2	67%
Custody Visitation	CV	2.3	91	215	93	102%
Delinquency Felony	DF	2.7	13	19	3	23%
Delinquency Misdemeanor	DM	2.9	76	95	15	20%
Motion - Modify Protective Order	MP	0.0	1	1	0	0%
Paternity	PT	1.0	3	4	2	67%
Remand Custody	RC	1.0	18	18	18	100%
Remand Visitation	RV	1.0	18	18	18	100%
Show Cause	SC	2.4	9	13	5	56%
Status Offense	ST	1.7	5	12	7	140%
Traffic	T	1.4	14	14	8	57%
Juvenile Total			253	414	171	67.6%
Totals			362	667	295	81.5%

New Cases



	Total Filings with %
Custody Visitation (CV)	91 25%
Delinquency Misdemeanor (DM)	76 21%
Criminal Misdemeanor (CM)	33 9%
Show Cause (SC)	28 8%
Civil Support (VS)	22 6%
Others	112 31%
Total	362 100%

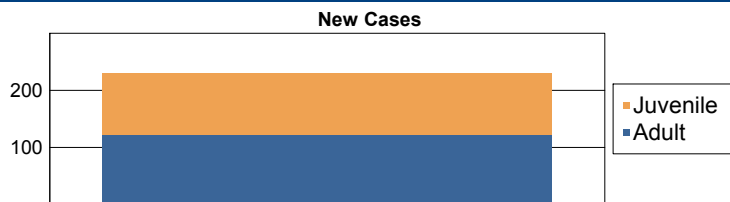
Special Case Activities

Emergency Protective Order	PE	1.0	13
Temporary Detention Order	TD	1.0	2

Commonwealth of Virginia
Caseload Statistics of the J&DR District Courts
September 2016

Shenandoah

	Filing Type	Hearings Per Case	Filings	Hearings	Concluded	Clearance Rate
Adult						
Capias	CA	2.6	6	15	7	117%
Criminal Felonv	CF	3.5	8	24	13	163%
Criminal Misdemeanor	CM	2.8	44	100	23	52%
Protective Order – Family Abuse	FP	1.7	19	32	19	100%
Motion - Modifv Protective Order	MP	1.0	1	1	1	100%
Protective Order - Violation of Protective Order Conviction	PV	1.0	1	1	1	100%
Show Cause	SC	2.5	14	42	20	143%
Restricted License - Support	SL	0.0	1	1	0	0%
Civil Support	VS	1.6	28	44	25	89%
Adult Total			122	260	109	89.3%
Juvenile						
Abuse or Neglect	AN	3.5	0	2	2	0%
Child in Need of Services	CS	1.5	3	5	4	133%
Custody Visitation	CV	2.5	76	134	52	68%
Delinquency Felonv	DF	7.3	3	22	4	133%
Delinquency Misdemeanor	DM	2.7	9	49	17	189%
Foster Care Review	FC	1.0	1	1	1	100%
Motion - Modifv Protective Order	MP	1.0	3	3	3	100%
Permanency Planning	PH	1.0	2	2	2	100%
Paternity	PT	2.5	0	3	2	0%
Show Cause	SC	1.5	1	6	2	200%
Status Offense	ST	2.5	4	8	4	100%
Traffic	T	1.6	7	12	8	114%
Juvenile Total			109	247	101	92.7%
Totals			231	507	210	90.9%



	Total Filings with %
Custody Visitation (CV)	76 33%
Criminal Misdemeanor (CM)	44 19%
Civil Support (VS)	28 12%
Protective Order – Family Abuse (FP)	19 8%
Show Cause (SC)	15 6%
Others	49 21%
Total	231 100%

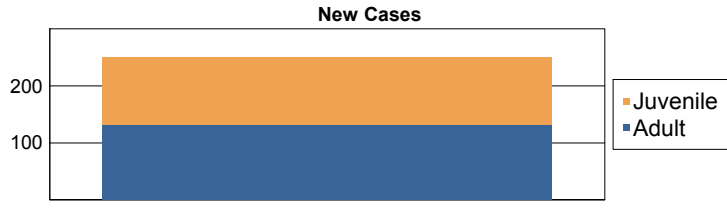
Special Case Activities

Emergency Protective Order	PE	1.0	22
----------------------------	----	-----	----

Commonwealth of Virginia
Caseload Statistics of the J&DR District Courts
August 2016

Shenandoah

	Filing Type	Hearings Per Case	Filings	Hearings	Concluded	Clearance Rate
Adult						
Capias	CA	1.3	26	38	31	119%
Criminal Felonv	CF	3.3	9	43	12	133%
Criminal Misdemeanor	CM	2.1	33	66	17	52%
Protective Order – Family Abuse	FP	1.4	16	24	16	100%
Motion - Modifv Protective Order	MP	1.0	1	1	1	100%
Show Cause	SC	1.8	26	48	24	92%
Restricted License - Support	SL	1.0	1	1	1	100%
Civil Support	VS	1.8	20	42	25	125%
Adult Total			132	263	127	96.2%
Juvenile						
Abuse or Neglect	AN	4.0	0	5	5	0%
Child in Need of Services	CS	1.0	3	3	1	33%
Custody Visitation	CV	2.4	77	211	97	126%
Delinquency Felonv	DF	3.7	3	18	6	200%
Delinquency Misdemeanor	DM	2.5	17	99	27	159%
Permanency Planning	PH	1.0	1	1	1	100%
Paternity	PT	2.3	2	6	3	150%
Show Cause	SC	3.0	1	5	2	200%
Status Offense	ST	1.7	4	6	3	75%
Traffic	T	1.5	10	13	8	80%
Truancy/Runaway (Child in Need of Supervision)	TR	3.3	0	3	3	0%
Juvenile Total			118	370	156	132.2%
Totals			250	633	283	113.2%



	Total Filings with %
Custody Visitation (CV)	77 31%
Criminal Misdemeanor (CM)	33 13%
Show Cause (SC)	27 11%
Capias (CA)	26 10%
Civil Support (VS)	20 8%
Others	67 27%
Total	250 100%

Special Case Activities
 Emergency Protective Order

PE	1.0	21
----	-----	----

Commonwealth of Virginia
Caseload Statistics of the J&DR District Courts

Shenandoah

July 2016

	Filing Type	Hearings Per Case	Filings	Hearings	Concluded	Clearance Rate
Adult						
Protective Order - Non Family Abuse	AP	0.0	0	2	0	0%
Capias	CA	2.4	11	30	14	127%
Criminal Felony	CF	2.8	13	39	8	62%
Criminal Misdemeanor	CM	2.6	22	50	11	50%
Protective Order – Family Abuse	FP	1.6	15	24	9	60%
Other	OT	1.0	1	1	1	100%
Protective Order - Violation of Protective Order Conviction	PV	1.0	1	1	1	100%
Remand Support	RS	1.0	1	3	1	100%
Show Cause	SC	2.6	17	39	18	106%
Civil Support	VS	1.8	19	41	24	126%
Adult Total			100	230	87	87.0%
Juvenile						
Abuse or Neglect	AN	4.9	1	18	7	700%
Child in Need of Services	CS	1.5	1	2	2	200%
Custody Visitation	CV	2.2	72	169	92	128%
Delinquency Felony	DF	3.2	2	13	5	250%
Delinquency Misdemeanor	DM	2.5	13	32	15	115%
Permanency Planning	PH	1.0	1	1	1	100%
Paternity	PT	2.0	1	5	1	100%
Show Cause	SC	3.0	2	3	1	50%
Status Offense	ST	1.0	3	4	2	67%
Traffic	T	1.1	15	7	15	100%
Truancy/Runaway (Child in Need of Supervision)	TR	1.0	4	8	3	75%
Juvenile Total			115	262	144	125.2%
Totals			215	492	231	107.4%



	Total Filings with %
Custody Visitation (CV)	72 33%
Criminal Misdemeanor (CM)	22 10%
Civil Support (VS)	19 9%
Show Cause (SC)	19 9%
Protective Order – Family Abuse (FP)	15 7%
Others	68 32%
Total	215 100%

Special Case Activities

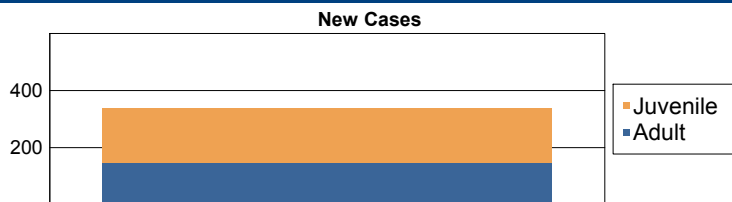
Emergency Protective Order	PE	1.0	18
----------------------------	----	-----	----

Commonwealth of Virginia
Caseload Statistics of the J&DR District Courts

Shenandoah

June 2016

	Filing Type	Hearings Per Case	Filings	Hearings	Concluded	Clearance Rate
Adult						
Protective Order - Non Family Abuse	AP	1.0	1	1	1	100%
Capias	CA	2.3	25	55	32	128%
Criminal Felony	CF	3.4	14	43	11	79%
Criminal Misdemeanor	CM	3.3	33	90	26	79%
Protective Order – Family Abuse	FP	2.0	9	20	14	156%
Show Cause	SC	2.5	26	70	34	131%
Civil Support	VS	1.7	40	63	33	83%
Adult Total			148	342	151	102.0%
Juvenile						
Abuse or Neglect	AN	4.0	9	23	1	11%
Protective Order – Non Family Abuse	AP	1.0	1	1	1	100%
Capias	CA	2.0	0	1	1	0%
Child in Need of Services	CS	4.0	0	1	1	0%
Custody Visitation	CV	2.0	104	207	83	80%
Delinquency Felony	DF	3.0	13	26	1	8%
Delinquency Misdemeanor	DM	2.3	14	47	8	57%
Foster Care Review	FC	1.0	1	1	1	100%
Motion - Modify Protective Order	MP	1.0	2	2	2	100%
Paternity	PT	1.0	4	5	2	50%
Remand Custody	RC	1.0	1	1	1	100%
Remand Visitation	RV	1.0	1	1	1	100%
Show Cause	SC	2.0	3	5	1	33%
Status Offense	ST	1.5	13	20	14	108%
Traffic	T	1.1	11	9	12	109%
Termination of Parental Rights	TP	1.0	4	4	4	100%
Truancy/Runaway (Child in Need of Supervision)	TR	1.1	11	12	10	91%
Juvenile Total			192	366	144	75.0%
Totals			340	708	295	86.8%



	Total Filings with %
Custody Visitation (CV)	104 31%
Civil Support (VS)	40 12%
Criminal Misdemeanor (CM)	33 10%
Show Cause (SC)	29 9%
Capias (CA)	25 7%
Others	109 32%
Total	340 100%

Special Case Activities

Emergency Protective Order	PE	1.0	19
----------------------------	----	-----	----

Commonwealth of Virginia
Caseload Statistics of the J&DR District Courts
 May 2016

Shenandoah

	Filing Type	Hearings Per Case	Filings	Hearings	Concluded	Clearance Rate
Adult						
Protective Order - Non Familv Abuse	AP	2.0	0	4	1	0%
Capias	CA	1.6	20	34	17	85%
Criminal Felonv	CF	2.9	10	42	8	80%
Criminal Misdemeanor	CM	3.2	9	49	17	189%
Protective Order – Familv Abuse	FP	1.3	8	9	3	38%
Show Cause	SC	1.9	23	44	26	113%
Civil Support	VS	1.5	32	52	38	119%
Adult Total			102	234	110	107.8%
Juvenile						
Abuse or Neglect	AN	3.3	1	18	9	900%
Capias	CA	0.0	1	1	0	0%
Child in Need of Services	CS	1.5	5	8	8	160%
Custody Visitation	CV	2.0	73	158	76	104%
Delinquency Felonv	DF	0.0	11	29	0	0%
Delinquency Misdemeanor	DM	3.2	14	33	11	79%
Permanency Planning	PH	1.0	1	1	1	100%
Paternity	PT	2.0	2	4	1	50%
Remand Custody	RC	1.0	1	1	1	100%
Remand Visitation	RV	1.0	1	1	1	100%
Show Cause	SC	2.0	2	4	4	200%
Status Offense	ST	1.4	8	12	10	125%
Traffic	T	1.6	3	6	7	233%
Truancy/Runaway (Child in Need of Supervision)	TR	1.0	9	10	7	78%
Juvenile Total			132	286	136	103.0%
Totals			234	520	246	105.1%



	Total Filings with %
Custody Visitation (CV)	73 31%
Civil Support (VS)	32 14%
Show Cause (SC)	25 11%
Capias (CA)	21 9%
Delinquency Misdemeanor (DM)	14 6%
Others	69 29%
Total	234 100%

Special Case Activities

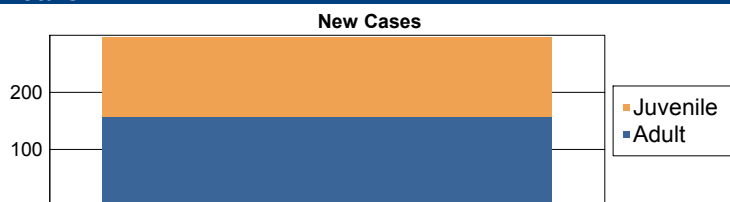
Emergency Protective Order	PE	1.0	12
Emergency Custody Order	EC	1.0	2
Temporary Detention Order	TD	1.0	14

Commonwealth of Virginia
Caseload Statistics of the J&DR District Courts

Shenandoah

April 2016

	Filing Type	Hearings Per Case	Filings	Hearings	Concluded	Clearance Rate
Adult						
Protective Order - Non Family Abuse	AP	1.0	3	3	1	33%
Capias	CA	1.1	19	31	15	79%
Criminal Felony	CF	2.8	16	36	15	94%
Criminal Misdemeanor	CM	2.6	34	81	33	97%
Protective Order – Family Abuse	FP	1.6	7	12	8	114%
Remand Support	RS	0.0	2	2	0	0%
Show Cause	SC	1.6	31	54	20	65%
Restricted License - Support	SL	1.0	1	1	1	100%
Civil Support	VS	1.5	44	61	30	68%
Adult Total			157	281	123	78.3%
Juvenile						
Abuse or Neglect	AN	3.7	6	27	6	100%
Child in Need of Services	CS	1.0	3	4	1	33%
Custody Visitation	CV	2.0	102	226	102	100%
Delinquency Felony	DF	4.5	0	4	2	0%
Delinquency Misdemeanor	DM	2.9	10	55	23	230%
Motion - Modify Protective Order	MP	1.0	2	2	2	100%
Permanency Planning	PH	1.0	3	3	3	100%
Paternity	PT	0.0	1	1	0	0%
Show Cause	SC	3.0	1	5	2	200%
Status Offense	ST	1.5	5	6	4	80%
Traffic	T	1.3	7	5	4	57%
Truancy/Runaway (Child in Need of Supervision)	TR	2.0	0	1	1	0%
Juvenile Total			140	339	150	107.1%
Totals			297	620	273	91.9%



	Total Filings with %
Custody Visitation (CV)	102 34%
Civil Support (VS)	44 15%
Criminal Misdemeanor (CM)	34 11%
Show Cause (SC)	32 11%
Capias (CA)	19 6%
Others	66 22%
Total	297 100%

Special Case Activities

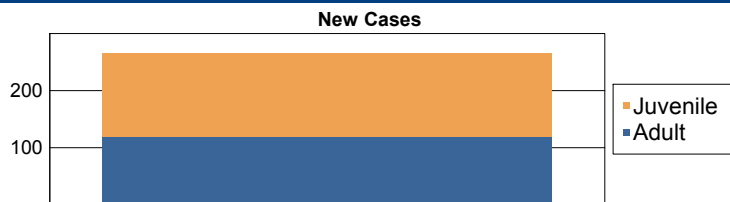
Emergency Protective Order	PE	1.0	11
----------------------------	----	-----	----

Commonwealth of Virginia
Caseload Statistics of the J&DR District Courts

Shenandoah

March 2016

	Filing Type	Hearings Per Case	Filings	Hearings	Concluded	Clearance Rate
Adult						
Capias	CA	1.6	25	43	30	120%
Criminal Felonv	CF	3.5	8	34	19	238%
Criminal Misdemeanor	CM	3.0	21	75	30	143%
Protective Order – Family Abuse	FP	1.8	9	14	9	100%
Motion - Modifv Protective Order	MP	1.0	2	2	2	100%
Protective Order - Violation of Protective Order Conviction	PV	1.0	2	2	2	100%
Remand Support	RS	1.0	1	1	1	100%
Show Cause	SC	1.8	30	59	27	90%
Restricted License - Support	SL	1.0	1	1	1	100%
Civil Support	VS	2.0	20	45	26	130%
Adult Total			119	276	147	123.5%
Juvenile						
Abuse or Nealect	AN	4.0	7	15	1	14%
Custody Visitation	CV	2.0	96	191	68	71%
Delinquency Felonv	DF	2.0	1	14	1	100%
Delinquency Misdemeanor	DM	2.5	20	66	29	145%
Foster Care Review	FC	1.0	1	1	1	100%
Paternity	PT	0.0	2	2	0	0%
Show Cause	SC	1.5	2	5	2	100%
Status Offense	ST	1.2	13	16	10	77%
Traffic	T	1.7	3	5	6	200%
Truancy/Runaway (Child in Need of Supervision)	TR	3.0	2	6	4	200%
Juvenile Total			147	321	122	83.0%
Totals			266	597	269	101.1%



	Total Filings with %
Custody Visitation (CV)	96 36%
Show Cause (SC)	32 12%
Capias (CA)	25 9%
Criminal Misdemeanor (CM)	21 8%
Civil Support (VS)	20 8%
Others	72 27%
Total	266 100%

Special Case Activities

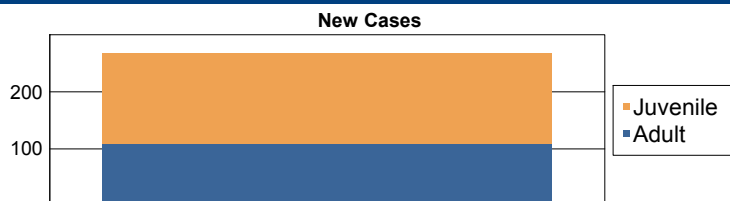
Emeraency Protective Order	PE	1.0	9
----------------------------	----	-----	---

Commonwealth of Virginia
Caseload Statistics of the J&DR District Courts

Shenandoah

February 2016

	Filing Type	Hearings Per Case	Filings	Hearings	Concluded	Clearance Rate
Adult						
Protective Order - Non Family Abuse	AP	0.0	0	1	0	0%
Capias	CA	2.2	15	26	11	73%
Criminal Felony	CF	2.8	14	50	14	100%
Criminal Misdemeanor	CM	3.2	26	71	19	73%
Protective Order – Family Abuse	FP	1.8	3	8	4	133%
Motion - Modify Protective Order	MP	1.0	1	1	1	100%
Protective Order - Violation of Protective Order Conviction	PV	1.0	1	1	1	100%
Remand Support	RS	1.0	1	1	1	100%
Show Cause	SC	1.7	29	49	21	72%
Restricted License - Support	SL	1.0	1	1	1	100%
Civil Support	VS	2.1	18	36	19	106%
Adult Total			109	245	92	84.4%
Juvenile						
Abuse or Neglect	AN	3.0	10	24	10	100%
Child in Need of Services	CS	1.0	3	3	1	33%
Custody Visitation	CV	2.4	80	165	61	76%
Delinquency Felony	DF	3.0	2	9	3	150%
Delinquency Misdemeanor	DM	2.9	26	120	38	146%
Permanency Planning	PH	1.0	3	3	3	100%
Remand Custody	RC	1.0	2	2	2	100%
Remand Visitation	RV	1.0	2	2	2	100%
Show Cause	SC	3.5	4	6	2	50%
Status Offense	ST	1.7	13	19	14	108%
Traffic	T	1.0	9	8	3	33%
Truancy/Runaway (Child in Need of Supervision)	TR	2.3	5	9	6	120%
Juvenile Total			159	370	145	91.2%
Totals			268	615	237	88.4%



	Total Filings with %
Custody Visitation (CV)	80 30%
Show Cause (SC)	33 12%
Criminal Misdemeanor (CM)	26 10%
Delinquency Misdemeanor (DM)	26 10%
Civil Support (VS)	18 7%
Others	85 32%
Total	268 100%

Special Case Activities

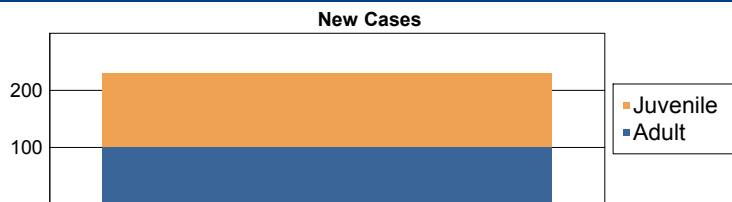
Emergency Protective Order	PE	1.0	7
Emergency Protective Order	PE	1.0	2

Commonwealth of Virginia
Caseload Statistics of the J&DR District Courts

Shenandoah

January 2016

	Filing Type	Hearings Per Case	Filings	Hearings	Concluded	Clearance Rate
Adult						
Protective Order - Non Family Abuse	AP	0.0	0	1	0	0%
Capias	CA	1.9	16	29	14	88%
Criminal Felony	CF	2.9	9	32	13	144%
Criminal Misdemeanor	CM	2.8	30	78	22	73%
Protective Order – Family Abuse	FP	1.5	9	15	8	89%
Motion - Modify Protective Order	MP	1.0	2	2	2	100%
Show Cause	SC	2.0	17	46	26	153%
Restricted License - Support	SL	1.0	2	2	2	100%
Civil Support	VS	1.9	16	39	24	150%
Adult Total			101	244	111	109.9%
Juvenile						
Abuse or Neglect	AN	2.5	3	7	2	67%
Relief of Custody	CR	2.0	0	1	1	0%
Child in Need of Services	CS	2.5	0	2	2	0%
Custody Visitation	CV	2.2	66	143	55	83%
Delinquency Felony	DF	3.0	5	10	1	20%
Delinquency Misdemeanor	DM	2.0	28	129	25	89%
Initial Foster Care Review	IF	1.0	1	1	1	100%
Child at Risk of Abuse or Neglect	RI	5.0	0	2	2	0%
Show Cause	SC	1.7	4	5	3	75%
Status Offense	ST	1.0	8	10	7	88%
Traffic	T	1.2	13	12	13	100%
Truancy/Runaway (Child in Need of Supervision)	TR	1.0	2	2	1	50%
Juvenile Total			130	324	113	86.9%
Totals			231	568	224	97.0%



	Total Filings with %
Custody Visitation (CV)	66 29%
Criminal Misdemeanor (CM)	30 13%
Delinquency Misdemeanor (DM)	28 12%
Show Cause (SC)	21 9%
Capias (CA)	16 7%
Others	70 30%
Total	231 100%

Special Case Activities

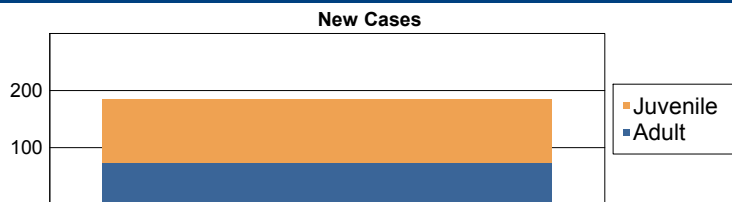
Emergency Protective Order	PE	1.0	13
----------------------------	----	-----	----

Commonwealth of Virginia
Caseload Statistics of the J&DR District Courts

Smyth

December 2016

	Filing Type	Hearings Per Case	Filings	Hearings	Concluded	Clearance Rate
Adult						
Capias	CA	3.1	8	21	10	125%
Criminal Felonv	CF	4.0	5	20	3	60%
Criminal Misdemeanor	CM	4.0	16	50	15	94%
Protective Order – Family Abuse	FP	2.3	6	16	8	133%
Motion - Modifv Protective Order	MP	1.0	1	1	1	100%
Other	OT	1.0	1	1	1	100%
Remand Support	RS	1.0	2	2	2	100%
Show Cause	SC	3.6	10	63	27	270%
Civil Support	VS	1.6	24	45	22	92%
Adult Total			73	219	89	121.9%
Juvenile						
Abuse or Neglect	AN	4.0	0	1	1	0%
Custody Visitation	CV	3.1	54	190	113	209%
Delinquency Felonv	DF	3.7	1	13	10	1,000%
Delinquency Misdemeanor	DM	4.6	4	19	7	175%
Foster Care Review	FC	1.0	4	4	4	100%
Initial Foster Care Review	IF	1.0	1	1	1	100%
Juvenile Support	JS	2.0	0	1	1	0%
Permanency Planning	PH	1.0	12	14	12	100%
Paternity	PT	0.0	1	1	0	0%
Remand Custody	RC	1.0	2	2	2	100%
Remand Visitation	RV	1.0	2	2	2	100%
Show Cause	SC	3.0	0	3	2	0%
Status Offense	ST	1.3	23	26	21	91%
Traffic	T	1.0	3	3	1	33%
Termination of Parental Rights	TP	0.0	4	4	0	0%
Juvenile Total			111	284	177	159.5%
Totals			184	503	266	144.6%



	Total Filings with %
Custody Visitation (CV)	54 29%
Civil Support (VS)	24 13%
Status Offense (ST)	23 13%
Criminal Misdemeanor (CM)	16 9%
Permanency Planning (PH)	12 7%
Others	55 30%
Total	184 100%

Special Case Activities

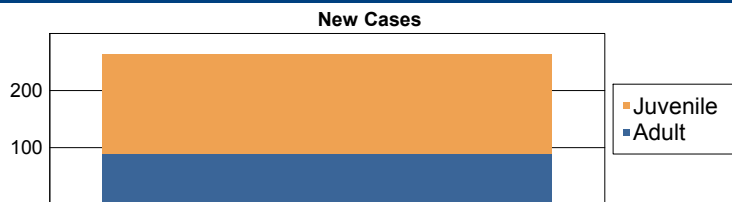
Emergency Protective Order	PE	1.0	15
Emergency Custody Order	EC	1.0	4
Temporary Detention Order	TD	1.0	2

Commonwealth of Virginia
Caseload Statistics of the J&DR District Courts

Smyth

November 2016

	Filing Type	Hearings Per Case	Filings	Hearings	Concluded	Clearance Rate
Adult						
Capias	CA	2.7	7	29	9	129%
Criminal Felony	CF	2.7	6	26	7	117%
Criminal Misdemeanor	CM	3.6	28	94	28	100%
Protective Order – Family Abuse	FP	1.8	10	21	6	60%
Motion - Modifv Protective Order	MP	1.0	2	2	2	100%
Remand Support	RS	1.0	1	1	1	100%
Show Cause	SC	3.5	15	70	23	153%
Civil Support	VS	1.9	21	37	18	86%
Adult Total			90	280	94	104.4%
Juvenile						
Abuse or Neglect	AN	4.0	1	5	1	100%
Custody Visitation	CV	2.6	98	235	50	51%
Delinquency Felony	DF	4.0	6	19	2	33%
Delinquency Misdemeanor	DM	2.2	21	56	23	110%
Foster Care Review	FC	1.0	1	1	1	100%
Initial Foster Care Review	IF	1.0	1	1	1	100%
Motion - Modifv Protective Order	MP	0.0	2	2	0	0%
Permanency Planning	PH	1.0	3	3	3	100%
Paternity	PT	0.0	1	1	0	0%
Remand Custody	RC	1.0	2	2	2	100%
Remand Visitation	RV	1.0	2	2	2	100%
Show Cause	SC	2.2	2	10	6	300%
Status Offense	ST	1.1	21	19	19	90%
Traffic	T	1.5	11	16	10	91%
Termination of Parental Rights	TP	0.0	2	2	0	0%
Truancy/Runaway (Child in Need of Supervision)	TR	0.0	0	2	0	0%
Juvenile Total			174	376	120	69.0%
Totals			264	656	214	81.1%



	Total Filings with %
Custody Visitation (CV)	98 37%
Criminal Misdemeanor (CM)	28 11%
Civil Support (VS)	21 8%
Delinquency Misdemeanor (DM)	21 8%
Status Offense (ST)	21 8%
Others	75 28%
Total	264 100%

Special Case Activities

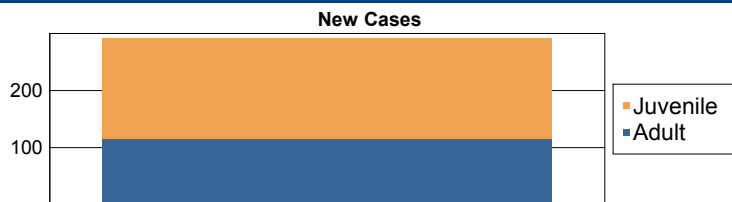
Emergency Protective Order	PE	1.0	18
Emergency Custody Order	EC	1.0	2
Temporary Detention Order	TD	1.0	14

Commonwealth of Virginia
Caseload Statistics of the J&DR District Courts

Smyth

October 2016

	Filing Type	Hearings Per Case	Filings	Hearings	Concluded	Clearance Rate
Adult						
Capias	CA	3.1	9	30	16	178%
Criminal Felonv	CF	3.0	10	36	23	230%
Criminal Misdemeanor	CM	3.8	28	96	36	129%
Protective Order – Family Abuse	FP	2.0	5	11	7	140%
Motion - Modifv Protective Order	MP	1.0	1	1	1	100%
Remand Support	RS	1.0	5	5	5	100%
Show Cause	SC	2.8	27	75	35	130%
Restricted License - Support	SL	1.0	2	2	2	100%
Civil Support	VS	2.9	28	53	31	111%
Adult Total			115	309	156	135.7%
Juvenile						
Abuse or Neglect	AN	3.8	0	9	5	0%
Child in Need of Services	CS	0.0	1	2	0	0%
Custodv Visitation	CV	2.5	127	296	140	110%
Delinquency Felonv	DF	0.0	3	9	0	0%
Delinquency Misdemeanor	DM	3.0	9	26	5	56%
Entrustment Aareement	ET	1.0	2	2	1	50%
Foster Care Review	FC	1.0	1	1	1	100%
Permanency Planning	PH	1.0	4	4	4	100%
Remand Custodv	RC	1.0	8	8	8	100%
Remand Visitation	RV	1.0	8	8	8	100%
Show Cause	SC	0.0	5	6	0	0%
Status Offense	ST	1.0	3	4	2	67%
Traffic	T	2.0	3	6	3	100%
Termination of Parental Rihts	TP	2.0	2	6	2	100%
Truancy/Runaway (Child in Need of Supervision)	TR	0.0	1	2	0	0%
Juvenile Total			177	389	179	101.1%
Totals			292	698	335	114.7%



	Total Filings with %
Custody Visitation (CV)	127 43%
Show Cause (SC)	32 11%
Civil Support (VS)	28 10%
Criminal Misdemeanor (CM)	28 10%
Criminal Felony (CF)	10 3%
Others	67 23%
Total	292 100%

Special Case Activities

Emeraency Protective Order	PE	1.0	13
Temporary Detention Order	TD	1.0	2

Commonwealth of Virginia
Caseload Statistics of the J&DR District Courts

Smyth

September 2016

	Filing Type	Hearings Per Case	Filings	Hearings	Concluded	Clearance Rate
Adult						
Bond Forfeiture Show Cause	BF	1.0	1	1	1	100%
Capias	CA	4.0	6	19	4	67%
Criminal Felony	CF	3.4	6	29	8	133%
Criminal Misdemeanor	CM	3.5	24	71	13	54%
Protective Order – Familv Abuse	FP	2.2	5	13	5	100%
Motion - Modify Protective Order	MP	1.0	2	2	2	100%
Remand Support	RS	1.0	6	6	6	100%
Show Cause	SC	3.7	24	62	18	75%
Civil Support	VS	1.5	15	28	13	87%
Adult Total			89	231	70	78.7%

Juvenile						
Abuse or Neglect	AN	0.0	3	9	0	0%
Protective Order – Non Familv Abuse	AP	1.0	1	1	1	100%
Capias	CA	2.0	0	2	2	0%
Custody Visitation	CV	1.7	125	268	118	94%
Delinquency Felony	DF	3.0	1	10	1	100%
Delinquency Misdemeanor	DM	2.3	12	40	12	100%
Juvenile Support	JS	0.0	1	1	0	0%
Permanency Planning	PH	1.0	2	2	2	100%
Remand Custody	RC	1.0	9	9	9	100%
Remand Visitation	RV	1.0	9	9	9	100%
Show Cause	SC	2.0	2	7	2	100%
Status Offense	ST	1.1	15	18	14	93%
Traffic	T	1.3	2	3	3	150%
Juvenile Total			182	379	173	95.1%

Totals			271	610	243	89.7%
---------------	--	--	------------	------------	------------	--------------



	Total Filings with %
Custody Visitation (CV)	125 46%
Show Cause (SC)	26 10%
Criminal Misdemeanor (CM)	24 9%
Civil Support (VS)	15 6%
Status Offense (ST)	15 6%
Others	66 24%
Total	271 100%

Special Case Activities

Emergency Protective Order	PE	1.0	20
Temporary Detention Order	TD	1.0	8

Commonwealth of Virginia
Caseload Statistics of the J&DR District Courts

Smyth

August 2016

	Filing Type	Hearings Per Case	Filings	Hearings	Concluded	Clearance Rate
Adult						
Protective Order - Non Familv Abuse	AP	1.0	1	1	1	100%
Capias	CA	3.0	8	40	18	225%
Criminal Felonv	CF	2.9	27	49	19	70%
Criminal Misdemeanor	CM	3.4	17	106	30	176%
Protective Order – Familv Abuse	FP	2.3	11	24	12	109%
Motion - Modifv Protective Order	MP	1.0	3	3	3	100%
Remand Support	RS	1.0	2	2	2	100%
Show Cause	SC	3.5	15	87	33	220%
Civil Support	VS	1.4	22	39	22	100%
Adult Total			106	351	140	132.1%
Juvenile						
Abuse or Neglect	AN	0.0	4	8	0	0%
Protective Order – Non Familv Abuse	AP	2.0	1	2	1	100%
Capias	CA	0.0	2	2	0	0%
Relief of Custodv	CR	3.0	0	2	2	0%
Custodv Visitation	CV	2.9	109	327	156	143%
Delinquencv Felonv	DF	0.0	1	12	0	0%
Delinquencv Misdemeanor	DM	2.5	9	30	11	122%
Foster Care Review	FC	1.0	1	1	1	100%
Protective Order – Familv Abuse	FP	1.5	2	3	2	100%
Initial Foster Care Review	IF	1.0	1	1	1	100%
Juvenile Support	JS	3.0	0	1	1	0%
Permanencv Planning	PH	1.0	5	5	5	100%
Remand Custodv	RC	1.0	2	2	2	100%
Remand Visitation	RV	1.0	2	2	2	100%
Show Cause	SC	3.0	3	5	2	67%
Status Offense	ST	1.1	9	9	7	78%
Traffic	T	1.7	9	12	6	67%
	VA	1.0	1	1	1	100%
Juvenile Total			161	425	200	124.2%
Totals			267	776	340	127.3%

New Cases



	Total Filings with %
Custodv Visitation (CV)	109 41%
Criminal Felonv (CF)	27 10%
Civil Support (VS)	22 8%
Show Cause (SC)	18 7%
Criminal Misdemeanor (CM)	17 6%
Others	74 28%
Total	267 100%

Special Case Activities

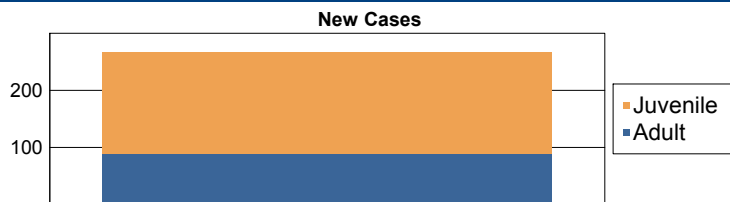
Emeraencv Protective Order	PE	1.0	22
Temporarv Detention Order	TD	1.0	8

Commonwealth of Virginia
Caseload Statistics of the J&DR District Courts

Smyth

July 2016

	Filing Type	Hearings Per Case	Filings	Hearings	Concluded	Clearance Rate
Adult						
Capias	CA	2.9	5	36	19	380%
Criminal Felonv	CF	3.1	4	19	9	225%
Criminal Misdemeanor	CM	3.1	25	88	35	140%
Protective Order – Family Abuse	FP	2.5	8	20	11	138%
Motion - Modifv Protective Order	MP	1.3	5	7	6	120%
Other	OT	1.0	1	1	1	100%
Remand Support	RS	1.0	2	2	2	100%
Show Cause	SC	3.8	25	98	32	128%
Civil Support	VS	1.9	13	34	14	108%
Adult Total			88	305	129	146.6%
Juvenile						
Relief of Custody	CR	0.0	0	2	0	0%
Custody Visitation	CV	1.9	133	236	91	68%
Delinquency Felonv	DF	5.0	1	6	4	400%
Delinquency Misdemeanor	DM	2.2	15	32	17	113%
Foster Care Review	FC	1.0	2	2	2	100%
Initial Foster Care Review	IF	1.0	1	1	1	100%
Permanency Planning	PH	1.3	6	8	8	133%
Remand Custody	RC	1.0	3	3	3	100%
Remand Visitation	RV	1.0	3	3	3	100%
Status Offense	ST	1.3	7	8	9	129%
Traffic	T	1.2	5	4	5	100%
Termination of Parental Rights	TP	5.0	2	6	5	250%
Juvenile Total			178	311	148	83.1%
Totals			266	616	277	104.1%



	Total Filings with %	
Custody Visitation (CV)	133	50%
Criminal Misdemeanor (CM)	25	9%
Show Cause (SC)	25	9%
Delinquency Misdemeanor (DM)	15	6%
Civil Support (VS)	13	5%
Others	55	21%
Total	266	100%

Special Case Activities

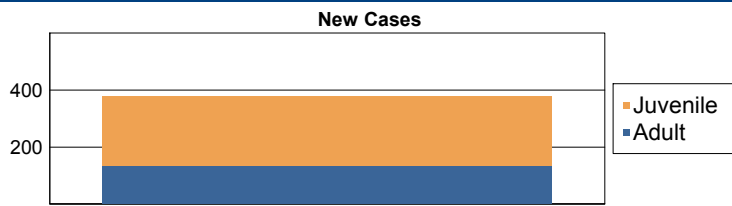
Emergency Protective Order	PE	1.0	17
Temporary Detention Order	TD	1.0	6

Commonwealth of Virginia
Caseload Statistics of the J&DR District Courts

Smyth

June 2016

	Filing Type	Hearings Per Case	Filings	Hearings	Concluded	Clearance Rate
Adult						
Capias	CA	2.8	21	55	11	52%
Criminal Felonv	CF	2.5	7	65	35	500%
Criminal Misdemeanor	CM	2.8	30	119	37	123%
Protective Order – Family Abuse	FP	2.2	14	30	17	121%
Motion - Modifv Protective Order	MP	1.0	4	4	3	75%
Remand Support	RS	1.0	3	3	3	100%
Show Cause	SC	2.3	31	90	28	90%
Civil Support	VS	2.0	23	37	23	100%
Adult Total			133	403	157	118.0%
Juvenile						
Relief of Custody	CR	1.8	2	8	8	400%
Custody Visitation	CV	2.7	176	380	151	86%
Delinquencv Felonv	DF	0.0	1	11	0	0%
Delinquencv Misdemeanor	DM	1.9	12	40	10	83%
Foster Care Review	FC	1.0	2	2	2	100%
Motion - Modifv Protective Order	MP	2.0	0	2	2	0%
Permanencv Plannng	PH	1.0	8	8	6	75%
Paternity	PT	2.0	0	1	1	0%
Remand Custody	RC	1.0	6	6	6	100%
Remand Visitation	RV	1.0	6	6	6	100%
Show Cause	SC	2.0	0	1	1	0%
Status Offense	ST	1.0	28	28	29	104%
Traffic	T	2.0	4	11	9	225%
Termination of Parental Rihts	TP	3.0	0	8	2	0%
Juvenile Total			245	512	233	95.1%
Totals			378	915	390	103.2%



	Total Filings with %
Custody Visitation (CV)	176 47%
Show Cause (SC)	31 8%
Criminal Misdemeanor (CM)	30 8%
Status Offense (ST)	28 7%
Civil Support (VS)	23 6%
Others	90 24%
Total	378 100%

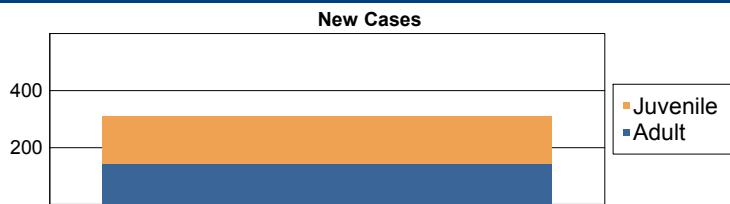
Special Case Activities

Emergency Protective Order	PE	1.0	18
Temporarv Detention Order	TD	1.0	6

Commonwealth of Virginia
Caseload Statistics of the J&DR District Courts
 May 2016

Smyth

	Filing Type	Hearings Per Case	Filings	Hearings	Concluded	Clearance Rate
Adult						
Cabias	CA	2.5	14	39	11	79%
Criminal Felonv	CF	3.6	30	53	8	27%
Criminal Misdemeanor	CM	2.8	41	108	34	83%
Protective Order – Family Abuse	FP	2.4	12	29	14	117%
Motion - Modifv Protective Order	MP	1.7	2	3	3	150%
Remand Support	RS	1.0	2	2	2	100%
Show Cause	SC	2.3	20	74	22	110%
Restricted License - Support	SL	1.0	1	1	1	100%
Civil Support	VS	1.7	21	37	26	124%
Adult Total			143	346	121	84.6%
Juvenile						
Abuse or Neglect	AN	4.0	0	1	1	0%
Relief of Custodv	CR	1.0	7	7	1	14%
Custodv Visitation	CV	2.2	109	224	88	81%
Delinquency Felonv	DF	0.0	1	3	0	0%
Delinquency Misdemeanor	DM	1.5	20	48	11	55%
Remand Custodv	RC	1.0	2	2	2	100%
Remand Visitation	RV	1.0	2	2	2	100%
Show Cause	SC	2.0	0	3	2	0%
Status Offense	ST	1.1	17	13	17	100%
Traffic	T	1.2	9	10	9	100%
Termination of Parental Rihts	TP	3.0	0	1	1	0%
Juvenile Total			167	314	134	80.2%
Totals			310	660	255	82.3%



	Total Filings with %
Custody Visitation (CV)	109 35%
Criminal Misdemeanor (CM)	41 13%
Criminal Felony (CF)	30 10%
Civil Support (VS)	21 7%
Delinquency Misdemeanor (DM)	20 6%
Others	89 29%
Total	310 100%

Special Case Activities

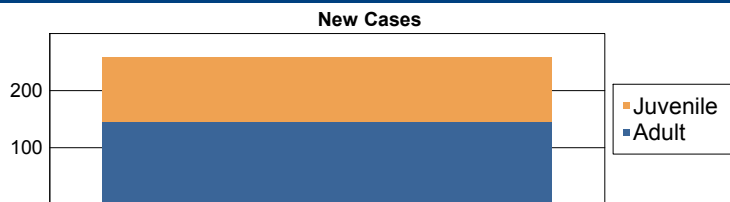
Emeraency Protective Order	PE	1.0	26
Temporary Detention Order	TD	1.0	8

Commonwealth of Virginia
Caseload Statistics of the J&DR District Courts

Smyth

April 2016

	Filing Type	Hearings Per Case	Filings	Hearings	Concluded	Clearance Rate
Adult						
Capias	CA	3.3	9	29	13	144%
Criminal Felonv	CF	4.3	11	25	4	36%
Criminal Misdemeanor	CM	2.6	48	132	28	58%
Protective Order – Family Abuse	FP	2.5	16	37	15	94%
Motion - Modifv Protective Order	MP	1.0	2	3	1	50%
Show Cause	SC	3.3	34	104	34	100%
Civil Support	VS	2.2	26	48	18	69%
Adult Total			146	378	113	77.4%
Juvenile						
Abuse or Neadlect	AN	0.0	0	2	0	0%
Protective Order – Non Family Abuse	AP	2.0	1	2	1	100%
Relief of Custodv	CR	0.0	2	2	0	0%
Child in Need of Services	CS	2.0	0	1	1	0%
Custodv Visitation	CV	1.8	84	193	77	92%
Delinquency Felonv	DF	8.0	2	13	1	50%
Delinquency Misdemeanor	DM	1.8	7	18	5	71%
Foster Care Review	FC	1.0	1	1	1	100%
Paternity	PT	0.0	1	1	0	0%
Show Cause	SC	0.0	2	4	0	0%
Status Offense	ST	1.6	8	10	7	88%
Traffic	T	1.2	5	6	5	100%
Termination of Parental Rihts	TP	0.0	0	6	0	0%
Juvenile Total			113	259	98	86.7%
Totals			259	637	211	81.5%



	Total Filings with %
Custody Visitation (CV)	84 32%
Criminal Misdemeanor (CM)	48 19%
Show Cause (SC)	36 14%
Civil Support (VS)	26 10%
Protective Order – Family Abuse (FP)	16 6%
Others	49 19%
Total	259 100%

Special Case Activities

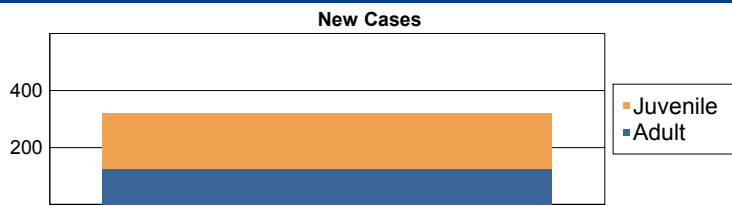
Emeraency Protective Order	PE	1.0	27
Emeraency Custodv Order	EC	1.0	2
Temporary Detention Order	TD	1.0	2

Commonwealth of Virginia
Caseload Statistics of the J&DR District Courts

Smyth

March 2016

	Filing Type	Hearings Per Case	Filings	Hearings	Concluded	Clearance Rate
Adult						
Capias	CA	2.0	9	22	4	44%
Criminal Felonv	CF	5.0	13	87	46	354%
Criminal Misdemeanor	CM	3.1	43	100	30	70%
Protective Order – Family Abuse	FP	2.2	19	40	19	100%
Motion - Modifv Protective Order	MP	1.0	1	1	1	100%
Remand Support	RS	1.0	1	1	1	100%
Show Cause	SC	2.4	28	66	16	57%
Civil Support	VS	2.1	12	29	11	92%
Adult Total			126	346	128	101.6%
Juvenile						
Abuse or Neglect	AN	3.0	1	3	2	200%
Child in Need of Services	CS	0.0	1	1	0	0%
Custody Visitation	CV	2.6	117	336	179	153%
Delinquency Felonv	DF	5.0	4	7	3	75%
Delinquency Misdemeanor	DM	3.6	12	36	12	100%
Foster Care Review	FC	1.0	4	4	4	100%
Initial Foster Care Review	IF	1.0	4	4	4	100%
Permanency Planning	PH	1.0	3	3	3	100%
Paternity	PT	2.0	0	1	1	0%
Remand Custody	RC	1.0	3	3	3	100%
Remand Visitation	RV	1.0	3	3	3	100%
Show Cause	SC	0.0	3	4	0	0%
Status Offense	ST	1.2	29	32	31	107%
Traffic	T	1.5	9	12	11	122%
Termination of Parental Rights	TP	3.0	0	3	3	0%
Truancy/Runaway (Child in Need of Supervision)	TR	2.0	0	1	1	0%
Juvenile Total			193	453	260	134.7%
Totals			319	799	388	121.6%



	Total Filings with %
Custody Visitation (CV)	117 37%
Criminal Misdemeanor (CM)	43 13%
Show Cause (SC)	31 10%
Status Offense (ST)	29 9%
Protective Order – Family Abuse (FP)	19 6%
Others	80 25%
Total	319 100%

Special Case Activities

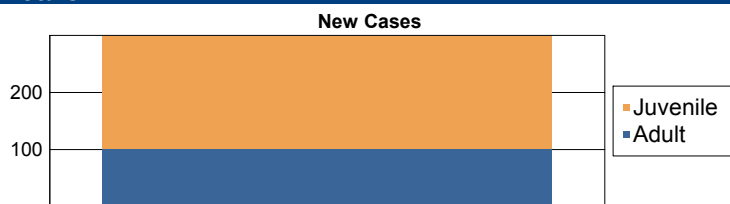
Emergency Protective Order	PE	1.0	37
Temporary Detention Order	TD	1.0	16

Commonwealth of Virginia
Caseload Statistics of the J&DR District Courts

Smyth

February 2016

	Filing Type	Hearings Per Case	Filings	Hearings	Concluded	Clearance Rate
Adult						
Protective Order - Non Familv Abuse	AP	3.0	0	1	1	0%
Capias	CA	3.0	6	15	4	67%
Criminal Felonv	CF	2.8	12	38	10	83%
Criminal Misdemeanor	CM	2.6	25	79	26	104%
Protective Order – Familv Abuse	FP	2.7	9	28	10	111%
Motion - Modifv Protective Order	MP	1.5	3	5	4	133%
Remand Support	RS	1.0	3	3	3	100%
Show Cause	SC	4.1	25	87	43	172%
Civil Support	VS	2.1	18	37	17	94%
Adult Total			101	293	118	116.8%
Juvenile						
Abuse or Neglect	AN	3.4	5	15	5	100%
Relief of Custodv	CR	2.0	0	1	1	0%
Child in Need of Services	CS	2.0	0	1	1	0%
Custody Visitation	CV	3.2	123	271	121	98%
Delinquencv Felonv	DF	0.0	0	5	0	0%
Delinquencv Misdemeanor	DM	2.1	10	36	19	190%
Entrustment Agreement	ET	1.0	2	2	2	100%
Foster Care Review	FC	1.0	7	7	7	100%
Initial Foster Care Review	IF	1.0	2	2	2	100%
Juvenile Support	JS	0.0	0	1	0	0%
Motion - Modifv Protective Order	MP	0.0	2	2	0	0%
Permanencv Planning	PH	1.0	7	7	7	100%
Remand Custodv	RC	1.0	7	7	7	100%
Remand Visitation	RV	1.0	7	7	7	100%
Show Cause	SC	2.0	0	2	2	0%
Status Offense	ST	1.4	8	10	7	88%
Traffic	T	1.1	16	15	14	88%
Termination of Parental Rihts	TP	4.0	0	7	1	0%
Truancv/Runaway (Child in Need of Supervision)	TR	0.0	1	1	0	0%
Juvenile Total			197	399	203	103.0%
Totals			298	692	321	107.7%



	Total Filings with %
Custody Visitation (CV)	123 41%
Criminal Misdemeanor (CM)	25 8%
Show Cause (SC)	25 8%
Civil Support (VS)	18 6%
Traffic (T)	16 5%
Others	91 31%
Total	298 100%

Special Case Activities

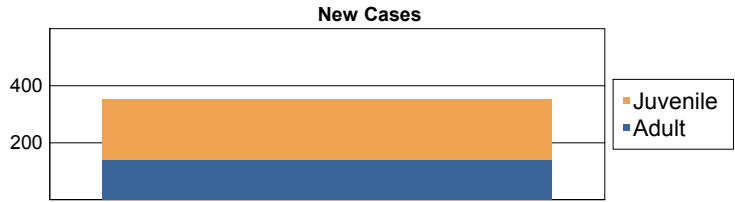
Emeraencv Protective Order	PE	1.0	20
Emeraencv Custodv Order	EC	1.0	2
Emeraencv Protective Order	PE	1.0	2
Temporarv Detention Order	TD	1.0	12

Commonwealth of Virginia
Caseload Statistics of the J&DR District Courts

Smyth

January 2016

	Filing Type	Hearings Per Case	Filings	Hearings	Concluded	Clearance Rate
Adult						
Protective Order - Non Familv Abuse	AP	0.0	1	2	0	0%
Capias	CA	3.0	9	22	7	78%
Criminal Felonv	CF	3.4	12	37	5	42%
Criminal Misdemeanor	CM	3.2	37	96	26	70%
Protective Order – Familv Abuse	FP	2.4	10	21	5	50%
Motion - Modifv Protective Order	MP	1.0	4	4	3	75%
Other	OT	2.0	0	1	1	0%
Remand Support	RS	1.0	2	2	2	100%
Show Cause	SC	3.3	27	78	39	144%
Restricted License - Support	SL	1.0	1	1	1	100%
Civil Support	VS	1.6	36	57	36	100%
Adult Total			139	321	125	89.9%
Juvenile						
Abuse or Nealect	AN	0.0	2	6	0	0%
Relief of Custodv	CR	0.0	1	1	0	0%
Child in Need of Services	CS	0.0	1	1	0	0%
Custodv Visitation	CV	2.6	126	303	133	106%
Delinquencv Felonv	DF	0.0	1	3	0	0%
Delinquencv Misdemeanor	DM	2.5	29	49	15	52%
Foster Care Review	FC	2.0	1	2	1	100%
Initial Foster Care Review	IF	1.0	1	1	1	100%
Permanencv Planning	PH	1.0	3	3	3	100%
Paternity	PT	2.0	1	2	1	100%
Remand Custodv	RC	1.0	2	2	2	100%
Remand Visitation	RV	1.0	2	2	2	100%
Show Cause	SC	3.0	2	6	2	100%
Status Offense	ST	1.8	28	30	29	104%
Traffic	T	1.2	10	11	9	90%
Termination of Parental Rihts	TP	0.0	4	10	0	0%
Juvenile Total			214	432	198	92.5%
Totals			353	753	323	91.5%



	Total Filings with %
Custody Visitation (CV)	126 36%
Criminal Misdemeanor (CM)	37 10%
Civil Support (VS)	36 10%
Delinquency Misdemeanor (DM)	29 8%
Show Cause (SC)	29 8%
Others	96 27%
Total	353 100%

Special Case Activities

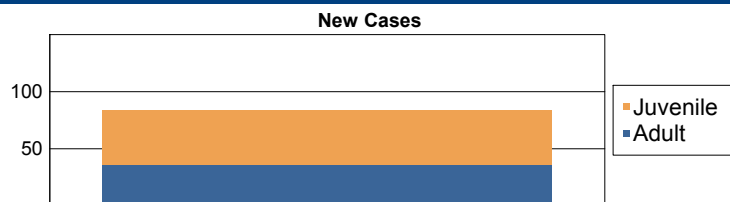
Emeraencv Protective Order	PE	1.0	38
Temporarv Detention Order	TD	1.0	6

**Commonwealth of Virginia
Caseload Statistics of the J&DR District Courts**

Southampton

December 2016

	Filing Type	Hearings Per Case	Filings	Hearings	Concluded	Clearance Rate
Adult						
Capias	CA	4.0	2	3	1	50%
Criminal Felony	CF	3.0	2	4	1	50%
Criminal Misdemeanor	CM	2.2	10	28	5	50%
Protective Order – Family Abuse	FP	2.5	4	6	2	50%
Motion - Modifv Protective Order	MP	1.0	1	1	1	100%
Remand Support	RS	1.0	2	2	2	100%
Show Cause	SC	4.0	5	29	7	140%
Civil Support	VS	1.6	10	24	15	150%
Adult Total			36	97	34	94.4%
Juvenile						
Custody Visitation	CV	2.0	21	51	32	152%
Delinquency Felony	DF	15.0	2	7	1	50%
Delinquency Misdemeanor	DM	1.0	12	25	1	8%
Permanency Planning	PH	2.0	1	2	1	100%
Paternity	PT	3.0	0	1	1	0%
Remand Custody	RC	1.0	2	2	2	100%
Remand Visitation	RV	1.0	2	2	2	100%
Traffic	T	1.6	8	14	9	113%
Juvenile Total			48	104	49	102.1%
Totals			84	201	83	98.8%



	Total Filings with %
Custody Visitation (CV)	21 25%
Delinquency Misdemeanor (DM)	12 14%
Civil Support (VS)	10 12%
Criminal Misdemeanor (CM)	10 12%
Traffic (T)	8 10%
Others	23 27%
Total	84 100%

Special Case Activities

Emergency Protective Order	PE	1.0	7
----------------------------	----	-----	---

Commonwealth of Virginia
Caseload Statistics of the J&DR District Courts

Southampton

November 2016

	Filing Type	Hearings Per Case	Filings	Hearings	Concluded	Clearance Rate
Adult						
Capias	CA	2.0	0	2	2	0%
Criminal Felony	CF	2.7	11	29	13	118%
Criminal Misdemeanor	CM	3.7	9	32	20	222%
Protective Order – Family Abuse	FP	0.0	1	2	0	0%
Motion - Modifv Protective Order	MP	1.0	1	1	1	100%
Show Cause	SC	2.9	4	14	9	225%
Civil Support	VS	1.4	15	21	9	60%
Adult Total			41	101	54	131.7%
Juvenile						
Abuse or Neglect	AN	4.0	0	1	1	0%
Custody Visitation	CV	2.1	19	41	14	74%
Delinquency Felony	DF	3.0	0	5	3	0%
Delinquency Misdemeanor	DM	4.0	1	4	1	100%
Foster Care Review	FC	1.0	1	1	1	100%
Paternity	PT	0.0	0	1	0	0%
Traffic	T	2.3	4	6	4	100%
Juvenile Total			25	59	24	96.0%
Totals			66	160	78	118.2%



	Total Filings with %
Custody Visitation (CV)	19 29%
Civil Support (VS)	15 23%
Criminal Felony (CF)	11 17%
Criminal Misdemeanor (CM)	9 14%
Show Cause (SC)	4 6%
Others	8 12%
Total	66 100%

Special Case Activities

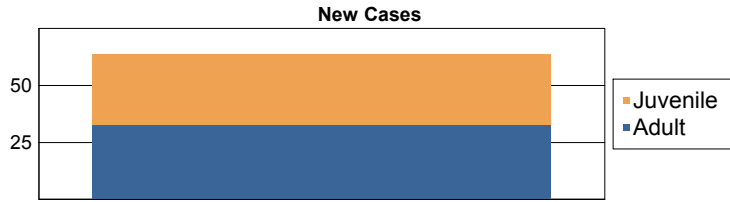
Emergency Protective Order	PE	1.0	6
Emergency Custody Order	EC	1.0	2

Commonwealth of Virginia
Caseload Statistics of the J&DR District Courts

Southampton

October 2016

	Filing Type	Hearings Per Case	Filings	Hearings	Concluded	Clearance Rate
Adult						
Capias	CA	2.0	2	4	1	50%
Criminal Felony	CF	3.0	0	3	1	0%
Criminal Misdemeanor	CM	2.8	9	21	6	67%
Protective Order – Family Abuse	FP	1.0	1	1	1	100%
Show Cause	SC	3.0	6	28	9	150%
Civil Support	VS	1.6	15	27	16	107%
Adult Total			33	84	34	103.0%
Juvenile						
Abuse or Neglect	AN	2.0	0	4	3	0%
Custody Visitation	CV	1.2	19	45	11	58%
Delinquency Felony	DF	0.0	0	9	0	0%
Delinquency Misdemeanor	DM	6.0	4	13	5	125%
Show Cause	SC	1.0	1	1	1	100%
Traffic	T	2.3	6	10	8	133%
	VA	1.0	1	1	1	100%
Juvenile Total			31	83	29	93.5%
Totals			64	167	63	98.4%



	Total Filings with %	
Custody Visitation (CV)	19	30%
Civil Support (VS)	15	23%
Criminal Misdemeanor (CM)	9	14%
Show Cause (SC)	7	11%
Traffic (T)	6	9%
Others	8	13%
Total	64	100%

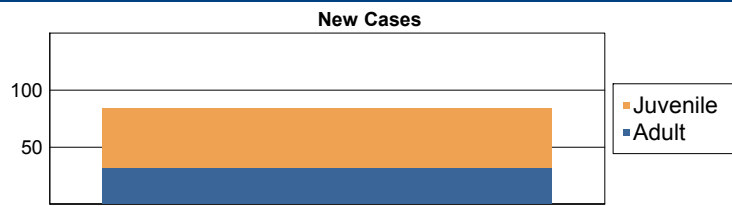
Special Case Activities

Emergency Protective Order	PE	1.0	3
----------------------------	----	-----	---

Commonwealth of Virginia
Caseload Statistics of the J&DR District Courts
September 2016

Southampton

	Filing Type	Hearings Per Case	Filings	Hearings	Concluded	Clearance Rate
Adult						
Capias	CA	0.0	1	2	0	0%
Criminal Felony	CF	2.9	7	23	7	100%
Criminal Misdemeanor	CM	2.6	9	33	8	89%
Protective Order – Family Abuse	FP	1.7	6	11	7	117%
Remand Support	RS	1.0	1	1	1	100%
Show Cause	SC	2.0	2	18	8	400%
Restricted License - Support	SL	1.0	1	1	1	100%
Civil Support	VS	1.5	5	12	8	160%
Adult Total			32	101	40	125.0%
Juvenile						
Abuse or Neglect	AN	1.0	5	6	1	20%
Custody Visitation	CV	1.8	19	48	25	132%
Delinquency Felony	DF	4.0	5	20	2	40%
Delinquency Misdemeanor	DM	6.7	2	12	3	150%
Permanency Planning	PH	1.0	2	2	2	100%
Paternity	PT	0.0	1	1	0	0%
Remand Custody	RC	1.0	6	6	6	100%
Remand Visitation	RV	1.0	6	6	6	100%
Show Cause	SC	1.0	1	1	1	100%
Traffic	T	2.0	5	11	7	140%
Juvenile Total			52	113	53	101.9%
Totals			84	214	93	110.7%



	Total Filings with %
Custody Visitation (CV)	19 23%
Criminal Misdemeanor (CM)	9 11%
Criminal Felony (CF)	7 8%
Protective Order – Family Abuse (FP)	6 7%
Remand Custody (RC)	6 7%
Others	37 44%
Total	84 100%

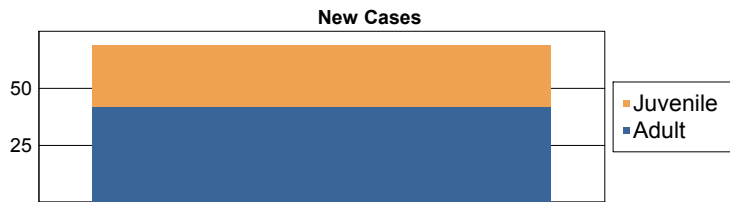
Special Case Activities

Emergency Protective Order	PE	1.0	10
----------------------------	----	-----	----

Commonwealth of Virginia
Caseload Statistics of the J&DR District Courts
August 2016

Southampton

	Filing Type	Hearings Per Case	Filings	Hearings	Concluded	Clearance Rate
Adult						
Capias	CA	1.0	1	1	1	100%
Criminal Felony	CF	0.0	3	7	0	0%
Criminal Misdemeanor	CM	2.9	9	34	16	178%
Protective Order – Family Abuse	FP	2.2	3	8	5	167%
Motion - Modifv Protective Order	MP	1.0	1	1	1	100%
Remand Support	RS	1.0	1	1	1	100%
Show Cause	SC	2.1	10	31	11	110%
Civil Support	VS	1.2	14	18	9	64%
Adult Total			42	101	44	104.8%
Juvenile						
Abuse or Neglect	AN	2.0	2	4	2	100%
Custody Visitation	CV	1.4	16	31	5	31%
Delinquency Felony	DF	5.5	0	26	4	0%
Delinquency Misdemeanor	DM	3.8	0	18	9	0%
Foster Care Review	FC	1.0	1	1	1	100%
Permanency Planning	PH	2.0	1	2	1	100%
Paternity	PT	4.0	0	2	1	0%
Remand Custody	RC	1.0	1	1	1	100%
Remand Visitation	RV	1.0	1	1	1	100%
Show Cause	SC	6.0	0	1	1	0%
Status Offense	ST	3.0	0	1	1	0%
Traffic	T	1.5	5	11	4	80%
Truancy/Runaway (Child in Need of Supervision)	TR	9.0	0	1	1	0%
Juvenile Total			27	100	32	118.5%
Totals			69	201	76	110.1%



	Total Filings with %
Custody Visitation (CV)	16 23%
Civil Support (VS)	14 20%
Show Cause (SC)	10 14%
Criminal Misdemeanor (CM)	9 13%
Traffic (T)	5 7%
Others	15 22%
Total	69 100%

Special Case Activities

Emergency Protective Order	PE	1.0	7
----------------------------	----	-----	---


**Commonwealth of Virginia
Caseload Statistics of the J&DR District Courts**

Southampton

July 2016

	Filing Type	Hearings Per Case	Filings	Hearings	Concluded	Clearance Rate
Adult						
Capias	CA	4.0	0	3	3	0%
Criminal Felonv	CF	3.0	6	7	1	17%
Criminal Misdemeanor	CM	2.4	12	21	5	42%
Protective Order – Family Abuse	FP	2.0	3	7	3	100%
Motion - Modifv Protective Order	MP	1.0	2	2	2	100%
Protective Order - Violation of Protective Order Conviction	PV	1.0	1	1	1	100%
Remand Support	RS	1.0	2	2	2	100%
Show Cause	SC	3.9	17	42	16	94%
Civil Support	VS	2.1	5	16	8	160%
Adult Total			48	101	41	85.4%
Juvenile						
Custody Visitation	CV	3.1	10	46	22	220%
Delinquencv Felonv	DF	0.0	2	6	0	0%
Delinquencv Misdemeanor	DM	4.3	2	11	3	150%
Paternity	PT	0.0	0	1	0	0%
Remand Custody	RC	1.0	1	1	1	100%
Remand Visitation	RV	1.0	2	2	2	100%
Traffic	T	1.7	11	13	6	55%
Juvenile Total			28	80	34	121.4%
Totals			76	181	75	98.7%

New Cases



	Total Filings with %
Show Cause (SC)	17 22%
Criminal Misdemeanor (CM)	12 16%
Traffic (T)	11 14%
Custody Visitation (CV)	10 13%
Criminal Felony (CF)	6 8%
Others	20 26%
Total	76 100%

Special Case Activities

Emeraency Protective Order	PE	1.0	8
Emeraency Custody Order	EC	1.0	2


Commonwealth of Virginia
Caseload Statistics of the J&DR District Courts

Southampton

June 2016

	Filing Type	Hearings Per Case	Filings	Hearings	Concluded	Clearance Rate
Adult						
Capias	CA	4.3	1	10	4	400%
Criminal Felony	CF	3.0	3	8	1	33%
Criminal Misdemeanor	CM	4.1	6	35	17	283%
Protective Order – Family Abuse	FP	2.0	5	9	2	40%
Motion - Modifv Protective Order	MP	1.0	1	1	1	100%
Remand Support	RS	1.0	3	3	3	100%
Show Cause	SC	3.4	12	35	14	117%
Civil Support	VS	1.4	15	26	14	93%
Adult Total			46	127	56	121.7%
Juvenile						
Custody Visitation	CV	1.6	46	67	22	48%
Delinquency Felony	DF	3.0	1	22	1	100%
Delinquency Misdemeanor	DM	2.7	3	30	9	300%
Permanency Planning	PH	1.0	1	1	1	100%
Paternity	PT	2.0	0	1	1	0%
Remand Custody	RC	1.0	9	9	9	100%
Remand Visitation	RV	1.0	6	6	6	100%
Show Cause	SC	1.0	1	3	1	100%
Status Offense	ST	0.0	0	1	0	0%
Traffic	T	3.0	1	6	2	200%
Termination of Parental Rights	TP	1.0	1	1	1	100%
Truancy/Runaway (Child in Need of Supervision)	TR	0.0	0	2	0	0%
Juvenile Total			69	149	53	76.8%
Totals			115	276	109	94.8%

New Cases

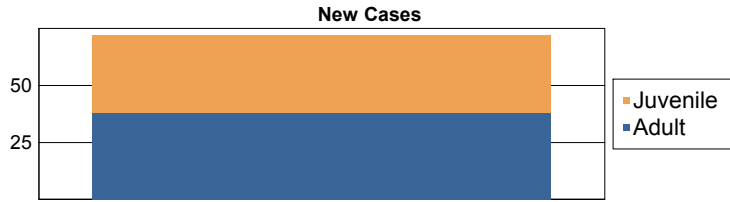


	Total Filings with %	
Custody Visitation (CV)	46	40%
Civil Support (VS)	15	13%
Show Cause (SC)	13	11%
Remand Custody (RC)	9	8%
Criminal Misdemeanor (CM)	6	5%
Others	26	23%
Total	115	100%

Special Case Activities

Emergency Protective Order	PE	1.0	7
Emergency Custody Order	EC	1.0	2
Temporary Detention Order	TD	1.0	2

	Filing Type	Hearings Per Case	Filings	Hearings	Concluded	Clearance Rate
Adult						
Capias	CA	0.0	1	1	0	0%
Criminal Felony	CF	6.3	0	11	3	0%
Criminal Misdemeanor	CM	2.3	8	25	10	125%
Protective Order – Family Abuse	FP	2.0	1	2	1	100%
Show Cause	SC	2.3	13	36	9	69%
Civil Support	VS	1.6	15	23	16	107%
Adult Total			38	98	39	102.6%
Juvenile						
Custody Visitation	CV	1.8	26	37	21	81%
Delinquency Felony	DF	0.0	0	9	0	0%
Delinquency Misdemeanor	DM	0.0	3	13	0	0%
Permanency Planning	PH	1.0	1	1	1	100%
Paternity	PT	3.0	0	1	1	0%
Show Cause	SC	1.0	1	1	1	100%
Traffic	T	3.0	3	6	1	33%
Juvenile Total			34	68	25	73.5%
Totals			72	166	64	88.9%



	Total Filings with %	
Custody Visitation (CV)	26	36%
Civil Support (VS)	15	21%
Show Cause (SC)	14	19%
Criminal Misdemeanor (CM)	8	11%
Delinquency Misdemeanor (DM)	3	4%
Others	6	8%
Total	72	100%

Special Case Activities

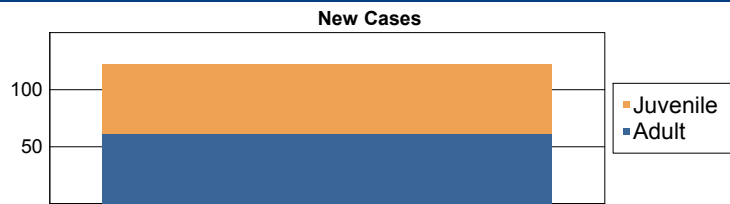
Emergency Protective Order	PE	1.0	5
Emergency Custody Order	EC	1.0	8
Temporary Detention Order	TD	1.0	8

Commonwealth of Virginia
Caseload Statistics of the J&DR District Courts

Southampton

April 2016

	Filing Type	Hearings Per Case	Filings	Hearings	Concluded	Clearance Rate
Adult						
Capias	CA	0.0	1	3	0	0%
Criminal Felony	CF	3.3	3	15	4	133%
Criminal Misdemeanor	CM	3.5	17	39	14	82%
Protective Order – Family Abuse	FP	0.0	1	1	0	0%
Motion - Modifv Protective Order	MP	1.0	1	1	1	100%
Remand Support	RS	1.0	1	1	1	100%
Show Cause	SC	1.9	17	43	18	106%
Civil Support	VS	1.7	20	28	15	75%
Adult Total			61	131	53	86.9%
Juvenile						
Custody Visitation	CV	1.3	24	36	23	96%
Delinquency Felony	DF	9.0	17	27	1	6%
Delinquency Misdemeanor	DM	4.3	11	32	7	64%
Initial Foster Care Review	IF	1.0	1	1	1	100%
Permanency Planning	PH	1.0	1	1	1	100%
Paternity	PT	0.0	2	2	0	0%
Status Offense	ST	0.0	1	1	0	0%
Traffic	T	1.0	4	7	2	50%
Juvenile Total			61	107	35	57.4%
Totals			122	238	88	72.1%



	Total Filings with %
Custody Visitation (CV)	24 20%
Civil Support (VS)	20 16%
Criminal Misdemeanor (CM)	17 14%
Delinquency Felony (DF)	17 14%
Show Cause (SC)	17 14%
Others	27 22%
Total	122 100%

Special Case Activities

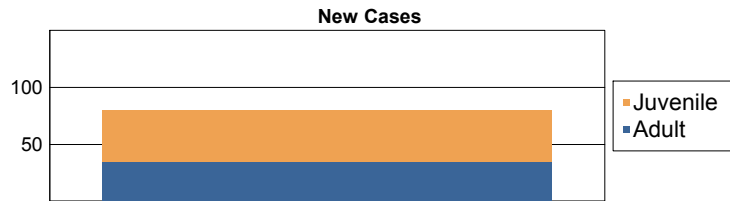
Emergency Protective Order	PE	1.0	5
----------------------------	----	-----	---

Commonwealth of Virginia
Caseload Statistics of the J&DR District Courts

Southampton

March 2016

	Filing Type	Hearings Per Case	Filings	Hearings	Concluded	Clearance Rate
Adult						
Capias	CA	3.0	1	7	4	400%
Criminal Felony	CF	2.0	3	9	2	67%
Criminal Misdemeanor	CM	2.5	9	32	13	144%
Motion - Modify Protective Order	MP	2.0	0	1	1	0%
Remand Support	RS	1.0	1	1	1	100%
Show Cause	SC	3.0	12	30	11	92%
Civil Support	VS	1.5	9	17	11	122%
Adult Total			35	97	43	122.9%
Juvenile						
Custody Visitation	CV	2.3	20	35	22	110%
Delinquency Felony	DF	0.0	6	10	0	0%
Delinquency Misdemeanor	DM	4.2	7	18	6	86%
Foster Care Review	FC	1.0	1	1	1	100%
Paternity	PT	0.0	0	1	0	0%
Remand Custody	RC	1.0	2	2	2	100%
Remand Visitation	RV	1.0	2	2	2	100%
Show Cause	SC	1.0	1	1	1	100%
Traffic	T	3.0	6	8	5	83%
Termination of Parental Rights	TP	3.0	0	2	2	0%
Juvenile Total			45	80	41	91.1%
Totals			80	177	84	105.0%



	Total Filings with %
Custody Visitation (CV)	20 25%
Show Cause (SC)	13 16%
Civil Support (VS)	9 11%
Criminal Misdemeanor (CM)	9 11%
Delinquency Misdemeanor (DM)	7 9%
Others	22 28%
Total	80 100%

Special Case Activities

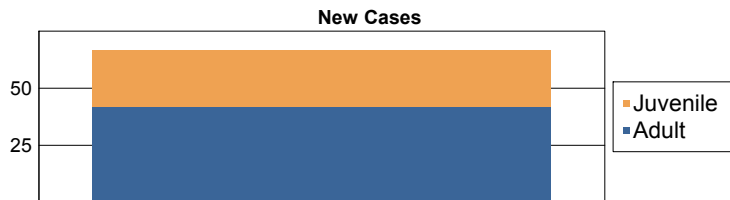
Emergency Protective Order	PE	1.0	7
----------------------------	----	-----	---

**Commonwealth of Virginia
Caseload Statistics of the J&DR District Courts**

Southampton

February 2016

	Filing Type	Hearings Per Case	Filings	Hearings	Concluded	Clearance Rate
Adult						
Capias	CA	2.5	0	4	2	0%
Criminal Felony	CF	4.0	5	14	2	40%
Criminal Misdemeanor	CM	3.0	8	25	4	50%
Protective Order – Family Abuse	FP	2.3	2	6	3	150%
Motion - Modifv Protective Order	MP	1.0	2	2	1	50%
Show Cause	SC	2.3	9	33	13	144%
Civil Support	VS	1.3	16	24	15	94%
Adult Total			42	108	40	95.2%
Juvenile						
Custody Visitation	CV	2.0	13	27	16	123%
Delinquency Felony	DF	0.0	0	5	0	0%
Delinquency Misdemeanor	DM	3.1	6	24	7	117%
Paternity	PT	0.0	1	1	0	0%
Show Cause	SC	0.0	0	1	0	0%
Traffic	T	1.5	5	7	6	120%
Truancy/Runaway (Child in Need of Supervision)	TR	0.0	0	1	0	0%
Juvenile Total			25	66	29	116.0%
Totals			67	174	69	103.0%



	Total Filings with %
Civil Support (VS)	16 24%
Custody Visitation (CV)	13 19%
Show Cause (SC)	9 13%
Criminal Misdemeanor (CM)	8 12%
Delinquency Misdemeanor (DM)	6 9%
Others	15 22%
Total	67 100%

Special Case Activities

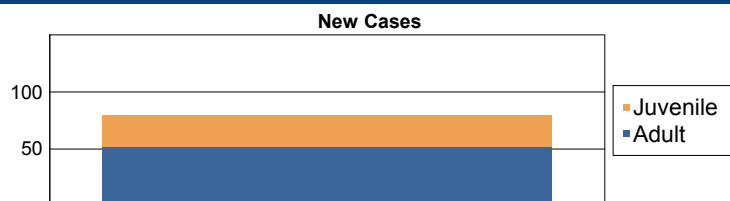
Emergency Protective Order	PE	1.0	5
----------------------------	----	-----	---

**Commonwealth of Virginia
Caseload Statistics of the J&DR District Courts**

Southampton

January 2016

	Filing Type	Hearings Per Case	Filings	Hearings	Concluded	Clearance Rate
Adult						
Capias	CA	4.7	1	9	3	300%
Criminal Felony	CF	4.3	3	15	7	233%
Criminal Misdemeanor	CM	2.8	19	43	12	63%
Protective Order – Family Abuse	FP	2.0	3	5	2	67%
Motion - Modifv Protective Order	MP	1.5	1	2	2	200%
Show Cause	SC	3.6	15	33	10	67%
Restricted License - Support	SL	1.0	2	2	2	100%
Civil Support	VS	2.1	8	18	12	150%
Adult Total			52	127	50	96.2%
Juvenile						
Custody Visitation	CV	1.3	21	33	17	81%
Delinquency Felony	DF	7.0	0	9	2	0%
Delinquency Misdemeanor	DM	2.0	5	19	4	80%
Permanency Planning	PH	1.0	1	1	1	100%
Show Cause	SC	1.0	1	1	1	100%
Traffic	T	0.0	0	2	0	0%
Termination of Parental Rights	TP	0.0	0	2	0	0%
Juvenile Total			28	67	25	89.3%
Totals			80	194	75	93.8%



	Total Filings with %	
Custody Visitation (CV)	21	26%
Criminal Misdemeanor (CM)	19	24%
Show Cause (SC)	16	20%
Civil Support (VS)	8	10%
Delinquency Misdemeanor (DM)	5	6%
Others	11	14%
Total	80	100%

Special Case Activities

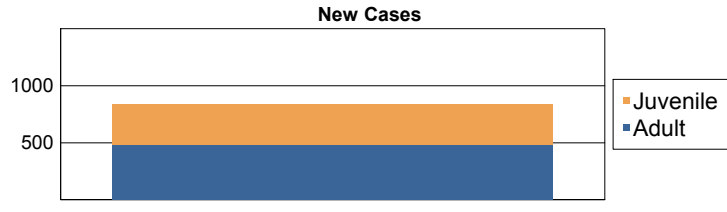
Emergency Protective Order	PE	1.0	10
----------------------------	----	-----	----

Commonwealth of Virginia
Caseload Statistics of the J&DR District Courts

Spotsylvania

December 2016

	Filing Type	Hearings Per Case	Filings	Hearings	Concluded	Clearance Rate
Adult						
Capias	CA	2.3	13	48	24	185%
Criminal Felony	CF	2.8	33	76	18	55%
Criminal Misdemeanor	CM	2.8	55	135	53	96%
Criminal Support	CS	0.0	1	1	0	0%
Protective Order – Family Abuse	FP	2.2	19	44	19	100%
Motion - Modify Protective Order	MP	1.7	2	3	3	150%
Protective Order – Stalking/Acts of Violence	PC	1.0	1	1	1	100%
Show Cause	SC	2.1	193	247	64	33%
Restricted License - Support	SL	2.0	0	1	1	0%
Civil Support	VS	1.6	167	247	119	71%
Adult Total			484	803	302	62.4%
Juvenile						
Abuse or Neglect	AN	4.6	7	30	5	71%
Protective Order – Non Family Abuse	AP	0.0	2	4	0	0%
Relief of Custody	CR	0.0	1	1	0	0%
Child in Need of Services	CS	3.0	1	6	1	100%
Custody Visitation	CV	2.1	295	493	230	78%
Delinquency Felony	DF	4.2	10	34	11	110%
Delinquency Misdemeanor	DM	3.9	8	40	14	175%
Entrustment Agreement	ET	3.0	0	4	4	0%
Foster Care Review	FC	1.3	9	13	13	144%
Protective Order – Family Abuse	FP	0.0	0	1	0	0%
Initial Foster Care Review	IF	2.7	0	3	3	0%
Permanency Planning	PH	2.5	3	10	10	333%
Paternity	PT	1.3	9	10	4	44%
Show Cause	SC	2.2	3	9	5	167%
Traffic	T	2.5	4	6	2	50%
Termination of Parental Rights	TP	4.0	0	11	9	0%
Truancy/Runaway (Child in Need of Supervision)	TR	0.0	1	6	0	0%
Juvenile Total			353	681	311	88.1%
Totals			837	1,484	613	73.2%



	Total Filings with %
Custody Visitation (CV)	295 35%
Show Cause (SC)	196 23%
Civil Support (VS)	167 20%
Criminal Misdemeanor (CM)	55 7%
Criminal Felony (CF)	33 4%
Others	91 11%
Total	837 100%

Special Case Activities

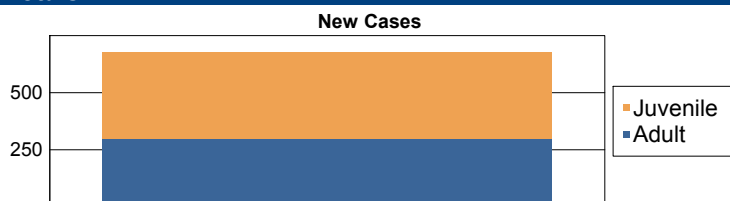
Emergency Protective Order	PE	1.0	34
Non-Case	NC	1.0	1
Emergency Protective Order	PE	2.0	0
Temporary Detention Order	TD	1.0	4

Commonwealth of Virginia
Caseload Statistics of the J&DR District Courts

Spotsylvania

November 2016

	Filing Type	Hearings Per Case	Filings	Hearings	Concluded	Clearance Rate
Adult						
Capias	CA	2.9	12	52	22	183%
Criminal Felony	CF	2.9	22	67	23	105%
Criminal Misdemeanor	CM	2.7	35	126	49	140%
Criminal Support	CS	5.0	0	2	1	0%
Protective Order – Family Abuse	FP	1.9	30	56	29	97%
Motion - Modify Protective Order	MP	1.4	3	5	5	167%
Protective Order - Violation of Protective Order Conviction	PV	1.0	1	1	1	100%
Remand Support	RS	1.0	7	7	7	100%
Show Cause	SC	2.5	81	153	54	67%
Restricted License - Support	SL	2.0	2	3	1	50%
Civil Support	VS	1.6	106	175	98	92%
Adult Total			299	647	290	97.0%
Juvenile						
Abuse or Neglect	AN	4.6	8	33	7	88%
Protective Order – Non Family Abuse	AP	0.0	0	1	0	0%
Relief of Custody	CR	1.0	2	2	2	100%
Child in Need of Services	CS	0.0	1	2	0	0%
Custody Visitation	CV	1.9	281	538	242	86%
Delinquency Felony	DF	4.1	4	18	9	225%
Delinquency Misdemeanor	DM	3.6	11	43	20	182%
Foster Care Review	FC	1.0	11	11	9	82%
Protective Order – Family Abuse	FP	0.0	1	1	0	0%
Initial Foster Care Review	IF	1.0	5	5	4	80%
Motion - Modify Protective Order	MP	1.0	1	1	1	100%
Permanency Planning	PH	1.0	8	10	7	88%
Paternity	PT	2.0	6	11	7	117%
Remand Custody	RC	1.0	13	13	13	100%
Remand Visitation	RV	1.0	11	11	11	100%
Show Cause	SC	2.6	6	14	7	117%
Traffic	T	1.6	7	15	12	171%
Termination of Parental Rights	TP	3.0	0	2	1	0%
Truancy/Runaway (Child in Need of Supervision)	TR	4.0	2	14	2	100%
	VA	0.0	1	1	0	0%
Juvenile Total			379	746	354	93.4%
Totals			678	1,393	644	95.0%



	Total Filings with %
Custody Visitation (CV)	281 41%
Civil Support (VS)	106 16%
Show Cause (SC)	87 13%
Criminal Misdemeanor (CM)	35 5%
Protective Order – Family Abuse (FP)	31 5%
Others	138 20%
Total	678 100%

Special Case Activities

Emergency Protective Order	PE	1.0	38
Emergency Protective Order	PE	1.0	2
Temporary Detention Order	TD	1.0	4

Commonwealth of Virginia
Caseload Statistics of the J&DR District Courts

Spotsylvania

October 2016

	Filing Type	Hearings Per Case	Filings	Hearings	Concluded	Clearance Rate
Adult						
Capias	CA	2.1	22	63	26	118%
Criminal Felony	CF	2.8	23	55	13	57%
Criminal Misdemeanor	CM	2.6	41	126	44	107%
Criminal Support	CS	0.0	1	1	0	0%
Protective Order – Family Abuse	FP	2.2	16	42	22	138%
Motion - Modify Protective Order	MP	1.3	5	6	4	80%
Other	OT	1.0	1	1	1	100%
Remand Support	RS	1.0	10	10	10	100%
Show Cause	SC	2.7	56	141	79	141%
Restricted License - Support	SL	1.0	3	3	2	67%
Civil Support	VS	1.9	111	183	96	86%
Adult Total			289	631	297	102.8%
Juvenile						
Abuse or Neglect	AN	4.0	2	26	10	500%
Protective Order – Non Family Abuse	AP	3.0	1	4	1	100%
Capias	CA	2.7	0	4	3	0%
Child in Need of Services	CS	4.0	0	1	1	0%
Custody Visitation	CV	2.3	251	610	344	137%
Delinquency Felony	DF	4.3	6	40	13	217%
Delinquency Misdemeanor	DM	3.2	18	76	33	183%
Entrustment Agreement	ET	2.0	8	11	3	38%
Foster Care Review	FC	1.1	13	14	14	108%
Initial Foster Care Review	IF	1.0	4	4	3	75%
Permanency Planning	PH	1.1	10	15	11	110%
Paternity	PT	1.5	8	16	12	150%
Remand Custody	RC	1.0	21	21	21	100%
Remand Visitation	RV	1.0	21	21	21	100%
Show Cause	SC	3.4	6	17	7	117%
Traffic	T	1.6	17	24	21	124%
Termination of Parental Rights	TP	2.0	4	15	1	25%
Truancy/Runaway (Child in Need of Supervision)	TR	5.3	2	25	9	450%
Juvenile Total			392	944	528	134.7%
Totals			681	1,575	825	121.1%



	Total Filings with %
Custody Visitation (CV)	251 37%
Civil Support (VS)	111 16%
Show Cause (SC)	62 9%
Criminal Misdemeanor (CM)	41 6%
Criminal Felony (CF)	23 3%
Others	193 28%
Total	681 100%

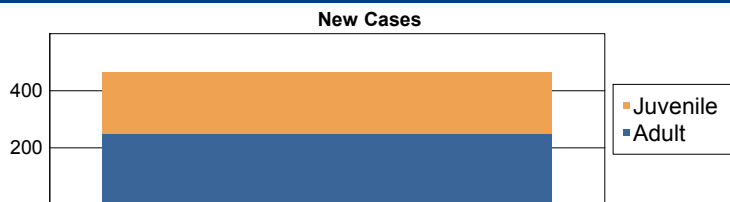
Special Case Activities

Emergency Protective Order	PE	1.0	35
Emergency Protective Order	PE	0.0	8

Commonwealth of Virginia
Caseload Statistics of the J&DR District Courts
September 2016

Spotsylvania

	Filing Type	Hearings Per Case	Filings	Hearings	Concluded	Clearance Rate
Adult						
Capias	CA	2.7	22	45	20	91%
Criminal Felonv	CF	2.5	17	78	39	229%
Criminal Misdemeanor	CM	2.7	53	139	55	104%
Protective Order – Familv Abuse	FP	2.3	21	44	21	100%
Motion - Modifv Protective Order	MP	1.0	7	8	6	86%
Protective Order - Violation of Protective Order Conviction	PV	1.0	1	1	1	100%
Remand Support	RS	1.0	10	10	10	100%
Show Cause	SC	2.8	71	137	51	72%
Civil Support	VS	2.2	48	103	60	125%
Adult Total			250	565	263	105.2%
Juvenile						
Abuse or Neglect	AN	5.4	7	41	5	71%
Protective Order – Non Familv Abuse	AP	0.0	1	1	0	0%
Capias	CA	0.0	0	1	0	0%
Child in Need of Services	CS	6.0	1	7	1	100%
Custody Visitation	CV	2.5	121	371	148	122%
Delinquencv Felonv	DF	4.6	12	40	9	75%
Delinquencv Misdemeanor	DM	3.0	19	48	15	79%
Entrustment Aareement	ET	0.0	3	3	0	0%
Foster Care Review	FC	1.2	10	11	9	90%
Initial Foster Care Review	IF	1.8	1	6	6	600%
Permanencv Planning	PH	0.0	5	7	0	0%
Paternity	PT	3.5	3	5	2	67%
Remand Custodv	RC	1.0	11	11	11	100%
Remand Visitation	RV	1.0	11	11	11	100%
Show Cause	SC	2.0	3	8	2	67%
Traffic	T	1.0	7	11	1	14%
Termination of Parental Rihts	TP	0.0	0	6	0	0%
Truancv/Runawav (Child in Need of Supervision)	TR	0.0	0	3	0	0%
Juvenile Total			215	591	220	102.3%
Totals			465	1,156	483	103.9%



	Total Filings with %
Custody Visitation (CV)	121 26%
Show Cause (SC)	74 16%
Criminal Misdemeanor (CM)	53 11%
Civil Support (VS)	48 10%
Capias (CA)	22 5%
Others	147 32%
Total	465 100%

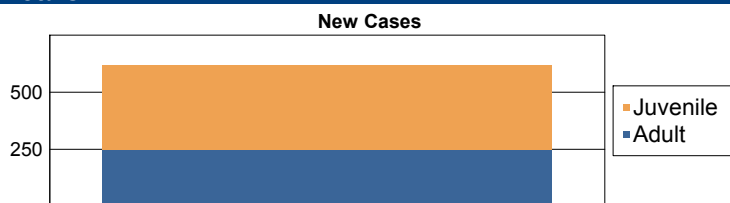
Special Case Activities

Emeraencv Protective Order	PE	1.0	44
Emeraencv Protective Order	PE	1.0	2

Commonwealth of Virginia
Caseload Statistics of the J&DR District Courts
August 2016

Spotsylvania

	Filing Type	Hearings Per Case	Filings	Hearings	Concluded	Clearance Rate
Adult						
Capias	CA	3.5	9	38	11	122%
Criminal Felony	CF	2.9	39	75	25	64%
Criminal Misdemeanor	CM	2.4	55	157	54	98%
Criminal Support	CS	0.0	1	2	0	0%
Protective Order – Family Abuse	FP	2.2	28	59	30	107%
Motion - Modify Protective Order	MP	1.2	4	5	5	125%
Remand Support	RS	1.0	1	1	1	100%
Show Cause	SC	2.2	51	165	88	173%
Restricted License - Support	SL	1.0	1	1	1	100%
Civil Support	VS	2.1	59	164	74	125%
Adult Total			248	667	289	116.5%
Juvenile						
Abuse or Neglect	AN	5.6	14	40	7	50%
Capias	CA	1.5	2	3	2	100%
Relief of Custody	CR	1.2	5	6	6	120%
Child in Need of Services	CS	2.0	0	2	1	0%
Custody Visitation	CV	2.1	264	576	297	113%
Delinquency Felony	DF	0.0	8	24	0	0%
Delinquency Misdemeanor	DM	2.9	12	51	15	125%
Foster Care Review	FC	1.0	5	5	5	100%
Initial Foster Care Review	IF	1.0	8	8	6	75%
Permanency Planning	PH	1.0	5	5	5	100%
Paternity	PT	1.9	15	27	20	133%
Remand Custody	RC	1.0	2	2	2	100%
Restricted Driver's License	RL	1.0	1	1	1	100%
Remand Visitation	RV	1.0	2	2	2	100%
Show Cause	SC	2.1	5	15	7	140%
Status Offense	ST	1.0	1	1	1	100%
Traffic	T	1.6	15	20	16	107%
Termination of Parental Rights	TP	2.5	7	12	8	114%
Truancy/Runaway (Child in Need of Supervision)	TR	6.6	0	7	5	0%
Juvenile Total			371	807	406	109.4%
Totals			619	1,474	695	112.3%



	Total Filings with %
Custody Visitation (CV)	264 43%
Civil Support (VS)	59 10%
Show Cause (SC)	56 9%
Criminal Misdemeanor (CM)	55 9%
Criminal Felony (CF)	39 6%
Others	146 24%
Total	619 100%

Special Case Activities

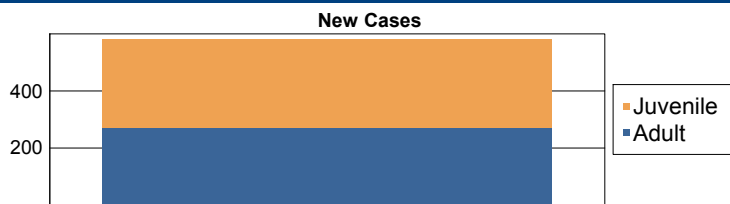
Emergency Protective Order	PE	1.0	52
Emergency Custody Order	EC	1.0	2
Temporary Detention Order	TD	1.0	6

Commonwealth of Virginia
Caseload Statistics of the J&DR District Courts

Spotsylvania

July 2016

	Filing Type	Hearings Per Case	Filings	Hearings	Concluded	Clearance Rate
Adult						
Capias	CA	2.8	18	44	18	100%
Criminal Felony	CF	3.6	13	56	19	146%
Criminal Misdemeanor	CM	2.9	56	145	52	93%
Criminal Support	CS	0.0	0	1	0	0%
Protective Order – Family Abuse	FP	2.0	19	43	15	79%
Motion - Modify Protective Order	MP	1.0	7	7	6	86%
Protective Order - Violation of Protective Order Conviction	PV	1.0	1	1	1	100%
Remand Support	RS	1.0	4	4	4	100%
Show Cause	SC	2.5	63	123	52	83%
Civil Support	VS	2.0	89	178	97	109%
Adult Total			270	602	264	97.8%
Juvenile						
Abuse or Neglect	AN	3.3	7	31	10	143%
Protective Order – Non Family Abuse	AP	1.0	1	1	1	100%
Relief of Custody	CR	0.0	1	1	0	0%
Child in Need of Services	CS	2.5	4	10	6	150%
Custody Visitation	CV	2.0	211	468	210	100%
Delinquency Felony	DF	5.3	4	27	9	225%
Delinquency Misdemeanor	DM	3.7	18	75	27	150%
Emancipation	EP	2.0	0	1	1	0%
Foster Care Review	FC	1.3	7	11	10	143%
Initial Foster Care Review	IF	1.0	2	2	2	100%
Permanency Planning	PH	1.0	6	6	4	67%
Paternity	PT	1.4	16	22	11	69%
Remand Custody	RC	1.0	6	6	6	100%
Restricted Driver's License	RL	1.0	1	1	1	100%
Remand Visitation	RV	1.0	6	6	6	100%
Show Cause	SC	2.3	6	18	9	150%
Status Offense	ST	1.0	1	1	1	100%
Traffic	T	1.1	11	15	8	73%
Termination of Parental Rights	TP	0.0	4	8	0	0%
Truancy/Runaway (Child in Need of Supervision)	TR	0.0	0	2	0	0%
Juvenile Total			312	712	322	103.2%
Totals			582	1,314	586	100.7%



	Total Filings with %
Custody Visitation (CV)	211 36%
Civil Support (VS)	89 15%
Show Cause (SC)	69 12%
Criminal Misdemeanor (CM)	56 10%
Protective Order – Family Abuse (FP)	19 3%
Others	138 24%
Total	582 100%

Special Case Activities

Emergency Protective Order	PE	1.0	50
Emergency Protective Order	PE	1.0	2

Commonwealth of Virginia
Caseload Statistics of the J&DR District Courts

Spotsylvania

June 2016

	Filing Type	Hearings Per Case	Filings	Hearings	Concluded	Clearance Rate
Adult						
Capias	CA	3.4	14	51	29	207%
Criminal Felonv	CF	3.3	31	109	41	132%
Criminal Misdemeanor	CM	2.6	55	138	47	85%
Criminal Support	CS	0.0	0	2	0	0%
Protective Order – Familv Abuse	FP	2.2	24	55	29	121%
Motion - Modifv Protective Order	MP	1.3	3	4	4	133%
Protective Order - Violation of Protective Order Conviction	PV	1.0	2	2	2	100%
Remand Support	RS	1.0	9	9	9	100%
Show Cause	SC	2.3	62	158	90	145%
Civil Support	VS	2.0	78	182	107	137%
Adult Total			278	710	358	128.8%
Juvenile						
Abuse or Nealect	AN	4.3	4	31	6	150%
Protective Order – Non Familv Abuse	AP	2.5	0	3	2	0%
Capias	CA	0.0	2	2	0	0%
Relief of Custodv	CR	3.0	0	2	1	0%
Child in Need of Services	CS	0.0	1	4	0	0%
Custodv Visitation	CV	2.2	195	552	241	124%
Delinquencv Felonv	DF	5.0	1	36	16	1,600%
Delinquencv Misdemeanor	DM	3.2	34	110	33	97%
Entrustment Aareement	ET	2.0	0	2	2	0%
Foster Care Review	FC	1.0	10	10	9	90%
Initial Foster Care Review	IF	1.0	5	5	2	40%
Paternity	PT	1.7	7	15	11	157%
Remand Custodv	RC	1.0	22	22	22	100%
Remand Visitation	RV	1.0	22	22	22	100%
Show Cause	SC	1.8	14	23	9	64%
Traffic	T	1.1	11	12	9	82%
Termination of Parental Rihts	TP	0.0	0	1	0	0%
Truancv/Runawav (Child in Need of Supervision)	TR	2.7	0	32	3	0%
Juvenile Total			328	884	388	118.3%
Totals			606	1,594	746	123.1%



	Total Filings with %
Custody Visitation (CV)	195 32%
Civil Support (VS)	78 13%
Show Cause (SC)	76 13%
Criminal Misdemeanor (CM)	55 9%
Delinquency Misdemeanor (DM)	34 6%
Others	168 28%
Total	606 100%

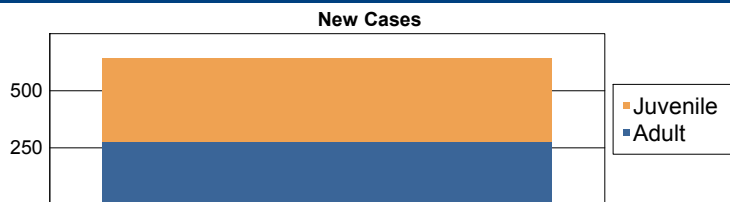
Special Case Activities

Emeraencv Protective Order	PE	1.0	45
Emeraencv Custodv Order	EC	1.0	4
Temporary Detention Order	TD	1.0	6

Commonwealth of Virginia
Caseload Statistics of the J&DR District Courts
 May 2016

Spotsylvania

	Filing Type	Hearings Per Case	Filings	Hearings	Concluded	Clearance Rate
Adult						
Capias	CA	2.8	21	57	14	67%
Criminal Felonv	CF	3.3	21	64	16	76%
Criminal Misdemeanor	CM	2.3	51	119	46	90%
Protective Order – Familv Abuse	FP	2.1	26	57	24	92%
Motion - Modifv Protective Order	MP	1.0	5	5	4	80%
Remand Support	RS	1.0	6	6	6	100%
Show Cause	SC	2.2	57	157	71	125%
Restricted License - Support	SL	1.0	2	2	2	100%
Civil Support	VS	2.0	89	185	101	113%
Adult Total			278	652	284	102.2%
Juvenile						
Abuse or Neglect	AN	4.0	10	43	7	70%
Protective Order – Non Familv Abuse	AP	2.0	3	5	2	67%
Relief of Custodv	CR	0.0	1	1	0	0%
Child in Need of Services	CS	2.3	5	12	4	80%
Custody Visitation	CV	2.1	227	576	297	131%
Delinquencv Felonv	DF	5.9	8	47	9	113%
Delinquencv Misdemeanor	DM	3.3	24	108	30	125%
Entrustment Agreement	ET	1.0	4	4	2	50%
Foster Care Review	FC	1.0	23	23	22	96%
Initial Foster Care Review	IF	1.1	6	7	7	117%
Permanencv Planning	PH	1.0	2	2	2	100%
Paternity	PT	1.9	8	21	16	200%
Remand Custodv	RC	1.0	8	8	8	100%
Remand Visitation	RV	1.0	8	8	8	100%
Show Cause	SC	2.0	7	17	7	100%
Traffic	T	1.7	10	14	11	110%
Termination of Parental Rihts	TP	1.7	10	18	15	150%
Truancv/Runawav (Child in Need of Supervision)	TR	2.0	3	35	2	67%
Juvenile Total			367	949	449	122.3%
Totals			645	1,601	733	113.6%



	Total Filings with %
Custody Visitation (CV)	227 35%
Civil Support (VS)	89 14%
Show Cause (SC)	64 10%
Criminal Misdemeanor (CM)	51 8%
Protective Order – Family Abuse (FP)	26 4%
Others	188 29%
Total	645 100%

Special Case Activities

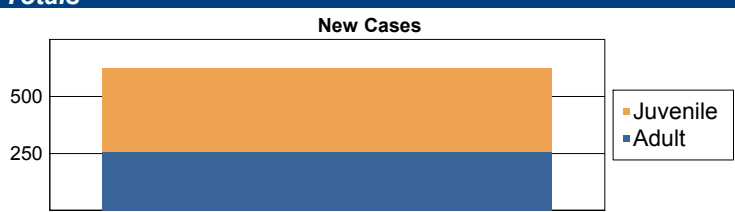
Emeraencv Protective Order	PE	1.0	34
Emeraencv Protective Order	PE	1.0	2
Temporary Detention Order	TD	1.0	4

Commonwealth of Virginia
Caseload Statistics of the J&DR District Courts

Spotsylvania

April 2016

	Filing Type	Hearings Per Case	Filings	Hearings	Concluded	Clearance Rate
Adult						
Bond Forfeiture Show Cause	BF	3.0	0	1	1	0%
Capias	CA	2.7	10	41	15	150%
Criminal Felony	CF	2.5	7	89	41	586%
Criminal Misdemeanor	CM	2.9	48	110	35	73%
Protective Order – Familv Abuse	FP	2.0	25	51	21	84%
Motion - Modifv Protective Order	MP	1.0	6	6	6	100%
Remand Support	RS	1.0	2	2	2	100%
Show Cause	SC	2.1	69	151	67	97%
Civil Support	VS	1.8	91	183	95	104%
Adult Total			258	634	283	109.7%
Juvenile						
Abuse or Neglect	AN	5.4	7	28	9	129%
Protective Order – Non Familv Abuse	AP	1.0	3	3	2	67%
Relief of Custodv	CR	2.0	0	1	1	0%
Child in Need of Services	CS	4.3	4	11	4	100%
Custody Visitation	CV	1.9	199	449	213	107%
Delinquency Felony	DF	3.4	12	63	13	108%
Delinquency Misdemeanor	DM	3.3	46	150	39	85%
Emancipation	EP	0.0	1	1	0	0%
Foster Care Review	FC	1.0	6	6	5	83%
Initial Foster Care Review	IF	0.0	1	1	0	0%
Motion - Modifv Protective Order	MP	1.0	6	6	6	100%
Permanency Planning	PH	1.7	6	12	11	183%
Paternity	PT	1.5	11	20	14	127%
Remand Custodv	RC	1.1	7	8	8	114%
Remand Visitation	RV	1.0	7	7	7	100%
Show Cause	SC	2.0	8	12	4	50%
Traffic	T	1.3	14	14	15	107%
Termination of Parental Rihts	TP	1.3	12	20	13	108%
Truancy/Runaway (Child in Need of Supervision)	TR	4.0	16	23	2	13%
Juvenile Total			366	835	366	100.0%
Totals			624	1,469	649	104.0%



	Total Filings with %
Custody Visitation (CV)	199 32%
Civil Support (VS)	91 15%
Show Cause (SC)	77 12%
Criminal Misdemeanor (CM)	48 8%
Delinquency Misdemeanor (DM)	46 7%
Others	163 26%
Total	624 100%

Special Case Activities

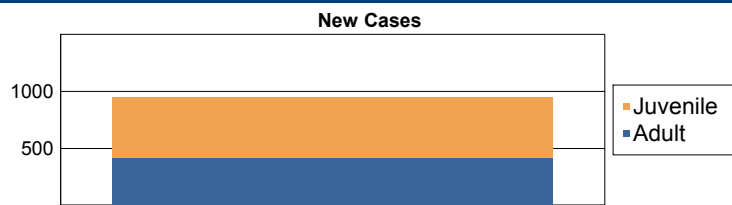
Emeraency Protective Order	PE	1.0	41
Temporary Detention Order	TD	1.0	2

Commonwealth of Virginia
Caseload Statistics of the J&DR District Courts

Spotsylvania

March 2016

	Filing Type	Hearings Per Case	Filings	Hearings	Concluded	Clearance Rate
Adult						
Capias	CA	3.9	14	59	31	221%
Criminal Felony	CF	2.7	72	134	29	40%
Criminal Misdemeanor	CM	2.7	44	142	53	120%
Criminal Support	CS	1.8	1	5	4	400%
Protective Order – Family Abuse	FP	2.3	22	48	25	114%
Motion - Modify Protective Order	MP	1.0	6	6	5	83%
Protective Order - Violation of Protective Order Conviction	PV	1.0	1	1	1	100%
Remand Support	RS	1.0	19	19	19	100%
Show Cause	SC	2.5	107	212	103	96%
Restricted License - Support	SL	1.0	5	5	5	100%
Civil Support	VS	1.8	123	263	144	117%
Adult Total			414	894	419	101.2%
Juvenile						
Abuse or Neglect	AN	4.7	3	16	7	233%
Protective Order – Non Family Abuse	AP	3.0	0	2	2	0%
Capias	CA	3.0	1	3	1	100%
Relief of Custody	CR	1.0	3	3	2	67%
Child in Need of Services	CS	1.8	3	7	4	133%
Custody Visitation	CV	1.9	373	727	376	101%
Delinquency Felony	DF	3.5	8	28	6	75%
Delinquency Misdemeanor	DM	3.1	25	90	31	124%
Emancipation	EP	2.0	0	1	1	0%
Foster Care Review	FC	1.0	6	6	6	100%
Initial Foster Care Review	IF	1.5	1	2	2	200%
Juvenile Support	JS	1.0	1	1	1	100%
Permanency Planning	PH	1.1	9	13	9	100%
Paternity	PT	1.7	18	39	23	128%
Remand Custody	RC	1.0	22	22	22	100%
Remand Visitation	RV	1.0	20	20	20	100%
Show Cause	SC	1.9	12	24	16	133%
Status Offense	ST	2.0	0	1	1	0%
Traffic	T	1.3	9	11	7	78%
Termination of Parental Rights	TP	1.9	10	18	10	100%
Truancy/Runaway (Child in Need of Supervision)	TR	3.8	8	19	6	75%
Juvenile Total			532	1,053	553	103.9%
Totals			946	1,947	972	102.7%



	Total Filings with %
Custody Visitation (CV)	373 39%
Civil Support (VS)	123 13%
Show Cause (SC)	119 13%
Criminal Felony (CF)	72 8%
Criminal Misdemeanor (CM)	44 5%
Others	215 23%
Total	946 100%

Special Case Activities

Emergency Protective Order	PE	1.0	51
Temporary Detention Order	TD	1.0	2


**Commonwealth of Virginia
Caseload Statistics of the J&DR District Courts**

Spotsylvania

February 2016

	Filing Type	Hearings Per Case	Filings	Hearings	Concluded	Clearance Rate
Adult						
Bond Forfeiture Show Cause	BF	0.0	0	1	0	0%
Capias	CA	2.8	14	61	21	150%
Criminal Felony	CF	2.8	37	69	22	59%
Criminal Misdemeanor	CM	2.7	58	141	60	103%
Criminal Support	CS	3.0	0	4	4	0%
Protective Order – Family Abuse	FP	2.1	29	59	32	110%
Motion - Modify Protective Order	MP	1.0	7	7	7	100%
Other	OT	1.0	2	2	2	100%
Protective Order - Violation of Protective Order Conviction	PV	1.0	5	5	5	100%
Remand Support	RS	1.0	9	9	9	100%
Show Cause	SC	2.2	74	163	83	112%
Restricted License - Support	SL	1.0	1	1	1	100%
Civil Support	VS	1.7	150	228	118	79%
Adult Total			386	750	364	94.3%
Juvenile						
Abuse or Neglect	AN	4.2	7	25	5	71%
Capias	CA	3.0	0	1	1	0%
Child in Need of Services	CS	2.7	2	8	3	150%
Custody Visitation	CV	1.6	334	535	254	76%
Delinquency Felony	DF	4.5	12	40	8	67%
Delinquency Misdemeanor	DM	2.8	26	100	23	88%
Entrustment Agreement	ET	1.0	1	1	1	100%
Foster Care Review	FC	1.0	8	8	8	100%
Initial Foster Care Review	IF	1.3	4	6	6	150%
Motion - Modify Protective Order	MP	1.0	1	1	1	100%
Permanency Planning	PH	1.8	4	6	5	125%
Paternity	PT	2.0	13	20	13	100%
Remand Custody	RC	1.0	18	18	18	100%
Remand Visitation	RV	1.0	18	18	18	100%
Show Cause	SC	2.5	9	23	11	122%
Status Offense	ST	0.0	1	1	0	0%
Traffic	T	1.3	16	19	17	106%
Termination of Parental Rights	TP	1.9	4	15	9	225%
Truancy/Runaway (Child in Need of Supervision)	TR	3.0	5	17	4	80%
Juvenile Total			483	862	405	83.9%
Totals			869	1,612	769	88.5%

New Cases



	Total Filings with %
Custody Visitation (CV)	334 38%
Civil Support (VS)	150 17%
Show Cause (SC)	83 10%
Criminal Misdemeanor (CM)	58 7%
Criminal Felony (CF)	37 4%
Others	207 24%
Total	869 100%

Special Case Activities

Non-Case	NC	1.0	1
Emergency Protective Order	PE	1.0	35
Non-Case	NC	2.0	0
Temporary Detention Order	TD	1.0	2

Commonwealth of Virginia
Caseload Statistics of the J&DR District Courts

Spotsylvania

January 2016

	Filing Type	Hearings Per Case	Filings	Hearings	Concluded	Clearance Rate
Adult						
Capias	CA	3.1	22	56	12	55%
Criminal Felony	CF	3.1	11	41	15	136%
Criminal Misdemeanor	CM	2.8	45	106	24	53%
Criminal Support	CS	1.0	2	2	1	50%
Protective Order – Familv Abuse	FP	1.9	14	31	9	64%
Motion - Modifv Protective Order	MP	1.0	2	2	2	100%
Remand Support	RS	1.0	5	5	5	100%
Show Cause	SC	3.2	72	244	128	178%
Restricted License - Support	SL	2.0	0	1	1	0%
Civil Support	VS	2.2	113	177	69	61%
Adult Total			286	665	266	93.0%
Juvenile						
Abuse or Neglect	AN	4.1	4	29	9	225%
Protective Order – Non Familv Abuse	AP	1.0	3	5	1	33%
Capias	CA	1.0	2	3	1	50%
Child in Need of Services	CS	0.0	0	5	0	0%
Custody Visitation	CV	1.7	286	491	188	66%
Delinquency Felony	DF	5.5	5	23	8	160%
Delinquency Misdemeanor	DM	3.8	19	51	22	116%
Entrustment Agreement	ET	3.0	0	2	2	0%
Foster Care Review	FC	1.3	8	9	7	88%
Initial Foster Care Review	IF	1.0	7	8	6	86%
Permanency Planning	PH	1.0	3	3	1	33%
Paternity	PT	1.2	31	35	17	55%
Remand Custody	RC	1.0	5	5	5	100%
Remand Visitation	RV	1.0	5	5	5	100%
Show Cause	SC	2.1	9	15	7	78%
Status Offense	ST	2.0	2	4	2	100%
Traffic	T	1.8	6	10	8	133%
Termination of Parental Rights	TP	0.0	6	6	0	0%
Truancy/Runaway (Child in Need of Supervision)	TR	6.0	1	11	1	100%
Juvenile Total			402	720	290	72.1%
Totals			688	1,385	556	80.8%



	Total Filings with %	
Custody Visitation (CV)	286	42%
Civil Support (VS)	113	16%
Show Cause (SC)	81	12%
Criminal Misdemeanor (CM)	45	7%
Paternity (PT)	31	5%
Others	132	19%
Total	688	100%

Special Case Activities

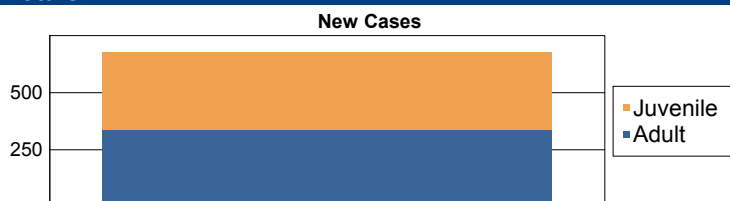
Emergency Protective Order	PE	1.0	34
Non-Case	NC	0.0	1
Emergency Protective Order	PE	1.0	4
Temporary Detention Order	TD	1.0	2

**Commonwealth of Virginia
Caseload Statistics of the J&DR District Courts**

Stafford

December 2016

	Filing Type	Hearings Per Case	Filings	Hearings	Concluded	Clearance Rate
Adult						
Bond Forfeiture Show Cause	BF	2.0	1	2	1	100%
Capias	CA	2.5	35	98	40	114%
Criminal Felony	CF	3.1	38	84	17	45%
Criminal Misdemeanor	CM	3.3	72	259	79	110%
Protective Order – Family Abuse	FP	2.1	19	38	24	126%
Motion - Modify Protective Order	MP	1.5	2	3	2	100%
Other	OT	1.3	3	6	4	133%
Violation - Family Abuse Protective Order	PS	1.0	1	1	1	100%
Remand Support	RS	1.0	8	8	8	100%
Show Cause	SC	2.5	63	166	70	111%
Restricted License - Support	SL	2.0	3	6	2	67%
Civil Support	VS	1.7	93	187	119	128%
Adult Total			338	858	367	108.6%
Juvenile						
Abuse or Neglect	AN	2.6	5	16	5	100%
Protective Order – Non Family Abuse	AP	2.0	0	1	1	0%
Capias	CA	2.3	3	6	6	200%
Child in Need of Services	CS	0.0	0	2	0	0%
Custody Visitation	CV	2.1	217	440	236	109%
Delinquency Felony	DF	6.1	5	66	23	460%
Delinquency Misdemeanor	DM	3.3	25	80	24	96%
Foster Care Review	FC	0.0	1	1	0	0%
Initial Foster Care Review	IF	0.0	3	3	0	0%
Juvenile Support	JS	1.0	1	1	1	100%
Motion - Modify Protective Order	MP	1.0	1	1	1	100%
Permanency Planning	PH	1.0	2	2	1	50%
Paternity	PT	1.8	20	41	24	120%
Remand Custody	RC	1.0	8	8	8	100%
Remand Visitation	RV	1.0	8	8	8	100%
Show Cause	SC	2.0	0	1	1	0%
Status Offense	ST	1.0	3	3	1	33%
Traffic	T	1.9	37	59	33	89%
Termination of Parental Rights	TP	1.0	2	2	2	100%
Juvenile Total			341	741	375	110.0%
Totals			679	1,599	742	109.3%



	Total Filings with %	
Custody Visitation (CV)	217	32%
Civil Support (VS)	93	14%
Criminal Misdemeanor (CM)	72	11%
Show Cause (SC)	63	9%
Capias (CA)	38	6%
Others	196	29%
Total	679	100%

Special Case Activities

Non-Case	NC	1.7	3
Emergency Protective Order	PE	1.0	57
Non-Case	NC	2.0	0
Emergency Protective Order	PE	1.5	4
Temporary Detention Order	TD	1.0	10


**Commonwealth of Virginia
Caseload Statistics of the J&DR District Courts**

Stafford

November 2016

	Filing Type	Hearings Per Case	Filings	Hearings	Concluded	Clearance Rate
Adult						
Capias	CA	2.8	19	86	33	174%
Criminal Felonv	CF	4.0	25	47	17	68%
Criminal Misdemeanor	CM	3.8	77	236	57	74%
Protective Order – Family Abuse	FP	2.0	15	35	12	80%
Motion - Modifv Protective Order	MP	2.0	0	1	1	0%
Other	OT	1.1	7	8	8	114%
Protective Order – Stalking/Acts of Violence	PC	0.0	1	1	0	0%
Violation - Family Abuse Protective Order	PS	1.0	3	3	3	100%
Remand Support	RS	1.0	20	20	20	100%
Show Cause	SC	2.2	69	196	96	139%
Restricted License - Support	SL	1.0	2	7	1	50%
Civil Support	VS	1.6	120	213	115	96%
Adult Total			358	853	363	101.4%
Juvenile						
Abuse or Neglect	AN	0.0	2	8	0	0%
Protective Order – Non Family Abuse	AP	1.0	5	7	2	40%
Capias	CA	3.0	0	3	1	0%
Relief of Custody	CR	0.0	0	2	0	0%
Child in Need of Services	CS	4.5	3	5	2	67%
Custody Visitation	CV	1.8	337	625	382	113%
Delinquency Felonv	DF	2.6	29	103	20	69%
Delinquency Misdemeanor	DM	2.7	30	102	29	97%
Initial Foster Care Review	IF	0.0	2	2	0	0%
Permanency Planning	PH	2.5	0	4	2	0%
Violation - Familv Abuse Protective Order	PS	0.0	0	1	0	0%
Paternity	PT	1.9	22	40	28	127%
Remand Custody	RC	1.0	23	23	23	100%
Restricted Driver's License	RL	1.0	1	1	1	100%
Remand Visitation	RV	1.0	24	24	24	100%
Show Cause	SC	1.0	3	3	1	33%
Status Offense	ST	1.4	6	7	5	83%
Traffic	T	2.6	31	55	24	77%
Termination of Parental Rights	TP	2.0	0	5	5	0%
Juvenile Total			518	1,020	549	106.0%
Totals			876	1,873	912	104.1%

New Cases



	Total Filings with %
Custody Visitation (CV)	337 38%
Civil Support (VS)	120 14%
Criminal Misdemeanor (CM)	77 9%
Show Cause (SC)	72 8%
Traffic (T)	31 4%
Others	239 27%
Total	876 100%

Special Case Activities

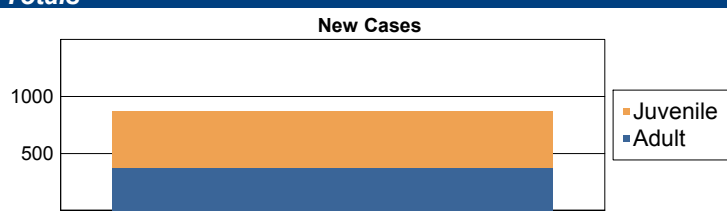
Non-Case	NC	3.0	0
Emergency Protective Order	PE	1.0	67
Emergency Custody Order	EC	1.0	2
Non-Case	NC	0.0	1
Emergency Protective Order	PE	1.0	16
Temporary Detention Order	TD	1.0	10

Commonwealth of Virginia
Caseload Statistics of the J&DR District Courts

Stafford

October 2016

	Filing Type	Hearings Per Case	Filings	Hearings	Concluded	Clearance Rate
Adult						
Capias	CA	2.6	26	70	25	96%
Criminal Felonv	CF	3.0	4	49	66	1,650%
Criminal Misdemeanor	CM	3.2	81	278	81	100%
Protective Order – Family Abuse	FP	2.4	22	49	22	100%
Motion - Modifv Protective Order	MP	1.0	1	1	1	100%
Other	OT	1.6	7	9	7	100%
Violation - Family Abuse Protective Order	PS	1.0	1	1	1	100%
Show Cause	SC	2.4	98	224	91	93%
Restricted License - Support	SL	2.0	3	8	3	100%
Civil Support	VS	1.7	136	226	119	88%
Adult Total			379	915	416	109.8%
Juvenile						
Abuse or Nealect	AN	3.0	4	18	1	25%
Capias	CA	2.8	3	9	4	133%
Relief of Custody	CR	0.0	2	2	0	0%
Child in Need of Services	CS	3.0	0	5	1	0%
Custody Visitation	CV	1.8	375	602	297	79%
Delinquency Felonv	DF	4.3	6	44	4	67%
Delinquency Misdemeanor	DM	3.1	31	105	31	100%
Initial Foster Care Review	IF	0.0	5	6	0	0%
Permanency Plannina	PH	1.0	6	7	2	33%
Violation - Family Abuse Protective Order	PS	0.0	0	1	0	0%
Paternity	PT	1.7	31	52	31	100%
Remand Custody	RC	1.0	1	1	1	100%
Restricted Driver's License	RL	1.0	1	1	1	100%
Remand Visitation	RV	1.0	1	1	1	100%
Show Cause	SC	1.5	3	6	4	133%
Status Offense	ST	4.0	0	5	4	0%
Traffic	T	2.3	21	41	18	86%
Termination of Parental Rihts	TP	1.4	6	8	5	83%
Juvenile Total			496	914	405	81.7%
Totals			875	1,829	821	93.8%



	Total Filings with %
Custody Visitation (CV)	375 43%
Civil Support (VS)	136 16%
Show Cause (SC)	101 12%
Criminal Misdemeanor (CM)	81 9%
Delinquency Misdemeanor (DM)	31 4%
Others	151 17%
Total	875 100%

Special Case Activities

Non-Case	NC	2.0	2
Emeraency Protective Order	PE	1.0	70
Non-Case	NC	2.0	1
Emeraency Protective Order	PE	1.0	6

Commonwealth of Virginia
Caseload Statistics of the J&DR District Courts

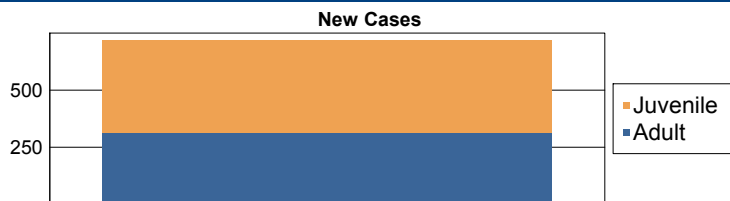
Stafford

September 2016

	Filing Type	Hearings Per Case	Filings	Hearings	Concluded	Clearance Rate
Adult						
Bond Forfeiture Show Cause	BF	0.0	1	1	0	0%
Capias	CA	2.4	30	92	30	100%
Criminal Felony	CF	4.2	40	86	21	53%
Criminal Misdemeanor	CM	3.0	77	286	82	106%
Criminal Support	CS	1.0	2	2	2	100%
Protective Order – Family Abuse	FP	2.3	13	36	19	146%
Other	OT	1.3	6	10	7	117%
Protective Order – Stalking/Acts of Violence	PC	2.0	1	2	1	100%
Violation - Family Abuse Protective Order	PS	1.0	2	2	2	100%
Protective Order - Violation of Protective Order Conviction	PV	2.0	0	1	1	0%
Remand Support	RS	1.0	4	4	4	100%
Show Cause	SC	2.2	55	143	53	96%
Restricted License - Support	SL	2.5	2	6	4	200%
Civil Support	VS	2.1	81	175	96	119%
Adult Total			314	846	322	102.5%

Juvenile						
Abuse or Neglect	AN	2.4	8	24	9	113%
Protective Order – Non Family Abuse	AP	2.0	1	2	1	100%
Capias	CA	4.5	3	7	2	67%
Child in Need of Services	CS	2.7	0	6	3	0%
Custody Visitation	CV	2.2	240	523	253	105%
Delinquency Felony	DF	3.7	40	97	27	68%
Delinquency Misdemeanor	DM	2.4	54	113	28	52%
Foster Care Review	FC	0.0	1	1	0	0%
Initial Foster Care Review	IF	1.0	1	1	1	100%
Motion - Modify Protective Order	MP	2.0	0	1	1	0%
Permanency Planning	PH	0.0	2	2	0	0%
Violation - Family Abuse Protective Order	PS	0.0	1	1	0	0%
Paternity	PT	1.4	18	33	16	89%
Remand Custody	RC	1.0	4	4	4	100%
Remand Visitation	RV	1.0	4	4	4	100%
Show Cause	SC	0.0	1	2	0	0%
Status Offense	ST	0.0	0	3	0	0%
Traffic	T	1.6	25	42	27	108%
Termination of Parental Rights	TP	0.0	4	4	0	0%
Juvenile Total			407	870	376	92.4%

Totals			721	1,716	698	96.8%
---------------	--	--	------------	--------------	------------	--------------



	Total Filings with %
Custody Visitation (CV)	240 33%
Civil Support (VS)	81 11%
Criminal Misdemeanor (CM)	77 11%
Show Cause (SC)	56 8%
Delinquency Misdemeanor (DM)	54 7%
Others	213 30%
Total	721 100%

Special Case Activities

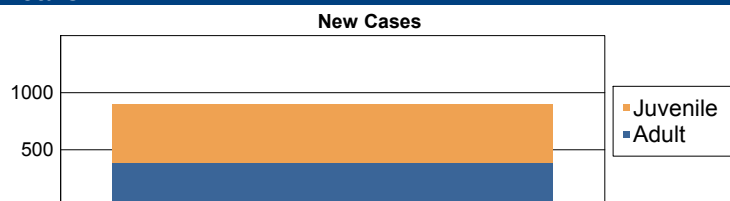
Non-Case	NC	2.3	1
Emergency Protective Order	PE	1.0	81
Emergency Custody Order	EC	1.0	2
Non-Case	NC	0.0	1
Emergency Protective Order	PE	1.0	2
Temporary Detention Order	TD	1.0	2

Commonwealth of Virginia
Caseload Statistics of the J&DR District Courts

Stafford

August 2016

	Filing Type	Hearings Per Case	Filings	Hearings	Concluded	Clearance Rate
Adult						
Capias	CA	2.9	32	108	64	200%
Criminal Felony	CF	4.5	51	283	116	227%
Criminal Misdemeanor	CM	3.3	79	256	87	110%
Protective Order – Family Abuse	FP	2.4	22	50	24	109%
Motion - Modifv Protective Order	MP	1.0	8	8	7	88%
Other	OT	1.0	6	7	5	83%
Violation - Family Abuse Protective Order	PS	1.8	2	4	4	200%
Restricted Driver's License	RL	2.0	0	1	1	0%
Remand Support	RS	1.0	13	13	13	100%
Show Cause	SC	2.0	79	169	75	95%
Restricted License - Support	SL	1.0	3	8	1	33%
Civil Support	VS	1.8	92	191	100	109%
Adult Total			387	1,098	497	128.4%
Juvenile						
Abuse or Neglect	AN	3.0	10	27	9	90%
Protective Order – Non Family Abuse	AP	3.0	0	1	1	0%
Capias	CA	2.3	3	8	6	200%
Child in Need of Services	CS	2.0	6	12	5	83%
Custody Visitation	CV	1.7	357	649	341	96%
Delinquency Felony	DF	4.8	19	52	5	26%
Delinquency Misdemeanor	DM	3.4	22	69	32	145%
Foster Care Review	FC	1.0	1	1	1	100%
Initial Foster Care Review	IF	1.0	1	1	1	100%
Motion - Modifv Protective Order	MP	0.0	1	1	0	0%
Permanency Planning	PH	1.0	8	8	7	88%
Paternity	PT	1.9	19	44	20	105%
Remand Custody	RC	1.0	16	16	16	100%
Restricted Driver's License	RL	1.0	1	1	1	100%
Remand Visitation	RV	1.0	16	16	16	100%
Show Cause	SC	2.0	1	4	3	300%
Status Offense	ST	1.0	3	3	1	33%
Traffic	T	1.7	23	39	28	122%
Termination of Parental Rights	TP	1.0	10	10	8	80%
Juvenile Total			517	962	501	96.9%
Totals			904	2,060	998	110.4%



	Total Filings with %
Custody Visitation (CV)	357 39%
Civil Support (VS)	92 10%
Show Cause (SC)	80 9%
Criminal Misdemeanor (CM)	79 9%
Criminal Felony (CF)	51 6%
Others	245 27%
Total	904 100%

Special Case Activities

Non-Case	NC	1.0	4
Emergency Protective Order	PE	1.0	52
Emergency Custody Order	EC	1.0	2
Non-Case	NC	1.6	5
Emergency Protective Order	PE	1.0	8

**Commonwealth of Virginia
Caseload Statistics of the J&DR District Courts**

Stafford

July 2016

	Filing Type	Hearings Per Case	Filings	Hearings	Concluded	Clearance Rate
Adult						
Capias	CA	2.7	25	71	26	104%
Criminal Felony	CF	2.5	12	130	49	408%
Criminal Misdemeanor	CM	3.0	87	238	67	77%
Protective Order – Family Abuse	FP	2.2	21	47	17	81%
Other	OT	1.1	14	15	12	86%
Protective Order - Violation of Protective Order Conviction	PV	1.0	5	5	4	80%
Remand Support	RS	1.0	10	10	10	100%
Show Cause	SC	2.2	71	141	58	82%
Restricted License - Support	SL	0.0	0	2	0	0%
Civil Support	VS	1.9	87	165	78	90%
Adult Total			332	824	321	96.7%
Juvenile						
Abuse or Neglect	AN	4.0	2	6	1	50%
Capias	CA	2.4	2	7	5	250%
Custody Visitation	CV	1.9	290	502	292	101%
Delinquency Felony	DF	3.6	9	36	5	56%
Delinquency Misdemeanor	DM	3.0	13	78	27	208%
Permanency Planning	PH	1.0	2	2	2	100%
Paternity	PT	1.6	24	35	19	79%
Remand Custody	RC	1.0	11	11	11	100%
Remand Visitation	RV	1.0	11	11	11	100%
Show Cause	SC	1.0	4	4	1	25%
Status Offense	ST	2.3	2	7	4	200%
Traffic	T	2.1	16	42	30	188%
Juvenile Total			386	741	408	105.7%
Totals			718	1,565	729	101.5%

New Cases



	Total Filings with %	
Custody Visitation (CV)	290	40%
Civil Support (VS)	87	12%
Criminal Misdemeanor (CM)	87	12%
Show Cause (SC)	75	10%
Capias (CA)	27	4%
Others	152	21%
Total	718	100%

Special Case Activities

Non-Case	NC	1.4	12
Emergency Protective Order	PE	1.0	76
Emergency Custody Order	EC	1.0	2
Non-Case	NC	1.0	3
Emergency Protective Order	PE	1.0	8


**Commonwealth of Virginia
Caseload Statistics of the J&DR District Courts**

Stafford

June 2016

	Filing Type	Hearings Per Case	Filings	Hearings	Concluded	Clearance Rate
Adult						
Bond Forfeiture Show Cause	BF	1.0	1	1	1	100%
Capias	CA	3.7	48	122	35	73%
Criminal Felony	CF	3.2	93	176	41	44%
Criminal Misdemeanor	CM	2.9	91	275	88	97%
Protective Order – Family Abuse	FP	2.3	25	49	21	84%
Motion - Modify Protective Order	MP	1.0	1	1	1	100%
Other	OT	1.4	11	12	11	100%
Protective Order – Stalking/Acts of Violence	PC	1.8	2	7	6	300%
Violation - Family Abuse Protective Order	PS	1.0	2	3	2	100%
Protective Order - Violation of Protective Order Conviction	PV	1.3	3	4	4	133%
Remand Support	RS	1.0	6	6	6	100%
Show Cause	SC	2.8	82	154	55	67%
Restricted License - Support	SL	3.0	2	6	2	100%
Civil Support	VS	1.7	121	204	118	98%
Adult Total			488	1,020	391	80.1%
Juvenile						
Abuse or Neglect	AN	2.3	13	26	9	69%
Protective Order – Non Family Abuse	AP	2.0	1	3	1	100%
Capias	CA	2.4	4	9	5	125%
Relief of Custody	CR	3.3	0	3	3	0%
Child in Need of Services	CS	0.0	4	7	0	0%
Custody Visitation	CV	1.8	296	575	320	108%
Delinquency Felony	DF	3.8	7	34	5	71%
Delinquency Misdemeanor	DM	3.1	43	94	36	84%
Foster Care Review	FC	1.0	1	1	1	100%
Initial Foster Care Review	IF	1.0	2	2	2	100%
Paternity	PT	1.5	41	53	36	88%
Remand Custody	RC	1.0	11	11	11	100%
Restricted Driver's License	RL	1.0	1	1	1	100%
Remand Visitation	RV	1.0	11	11	11	100%
Show Cause	SC	4.0	1	8	4	400%
Status Offense	ST	1.0	4	5	2	50%
Traffic	T	2.3	29	50	20	69%
Juvenile Total			469	893	467	99.6%
Totals			957	1,913	858	89.7%

New Cases



	Total Filings with %	
Custody Visitation (CV)	296	31%
Civil Support (VS)	121	13%
Criminal Felony (CF)	93	10%
Criminal Misdemeanor (CM)	91	10%
Show Cause (SC)	83	9%
Others	273	29%
Total	957	100%

Special Case Activities

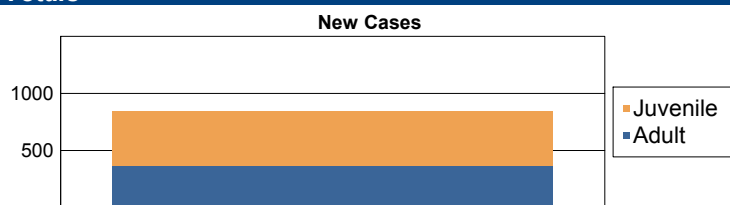
Non-Case	NC	1.0	5
Emergency Protective Order	PE	1.0	81
Non-Case	NC	1.0	5
Emergency Protective Order	PE	1.0	26
Temporary Detention Order	TD	1.0	6

Commonwealth of Virginia
Caseload Statistics of the J&DR District Courts

Stafford

May 2016

	Filing Type	Hearings Per Case	Filings	Hearings	Concluded	Clearance Rate
Adult						
Bond Forfeiture Show Cause	BF	1.0	3	3	3	100%
Capias	CA	3.6	13	77	24	185%
Criminal Felony	CF	4.3	53	170	14	26%
Criminal Misdemeanor	CM	3.1	77	229	72	94%
Protective Order – Familv Abuse	FP	2.3	17	43	25	147%
Motion - Modifv Protective Order	MP	1.0	1	1	1	100%
Other	OT	1.1	14	15	15	107%
Protective Order – Stalking/Acts of Violence	PC	1.0	7	7	3	43%
Violation - Familv Abuse Protective Order	PS	1.0	2	2	1	50%
Remand Support	RS	1.0	20	20	20	100%
Show Cause	SC	2.2	47	130	60	128%
Restricted License - Support	SL	2.0	2	4	1	50%
Civil Support	VS	1.7	106	179	93	88%
Adult Total			362	880	332	91.7%
Juvenile						
Abuse or Neglect	AN	2.3	1	7	4	400%
Protective Order – Non Familv Abuse	AP	2.5	2	5	4	200%
Capias	CA	3.0	6	27	7	117%
Relief of Custodv	CR	0.0	4	6	0	0%
Child in Need of Services	CS	1.0	2	3	2	100%
Custodv Visitation	CV	1.9	316	552	330	104%
Delinquency Felony	DF	4.2	6	48	15	250%
Delinquency Misdemeanor	DM	2.8	26	91	24	92%
Foster Care Review	FC	1.0	4	4	4	100%
Protective Order – Familv Abuse	FP	1.0	2	2	2	100%
Permanency Planning	PH	1.0	5	5	4	80%
Violation - Familv Abuse Protective Order	PS	1.0	1	1	1	100%
Paternity	PT	1.5	35	45	32	91%
Remand Custodv	RC	1.0	23	23	23	100%
Remand Visitation	RV	1.0	21	21	21	100%
Show Cause	SC	1.5	3	5	2	67%
Status Offense	ST	1.0	4	6	2	50%
Traffic	T	1.9	19	44	17	89%
Termination of Parental Rights	TP	1.0	1	1	1	100%
Juvenile Total			481	896	495	102.9%
Totals			843	1,776	827	98.1%



	Total Filings with %
Custody Visitation (CV)	316 37%
Civil Support (VS)	106 13%
Criminal Misdemeanor (CM)	77 9%
Criminal Felony (CF)	53 6%
Show Cause (SC)	50 6%
Others	241 29%
Total	843 100%

Special Case Activities

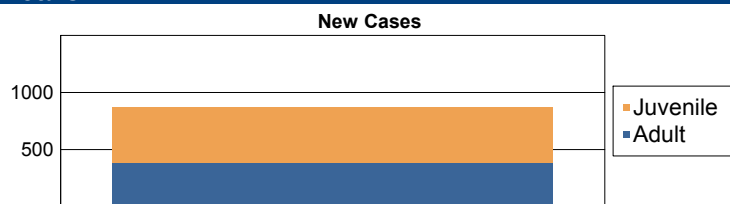
Non-Case	NC	1.0	2
Emergency Protective Order	PE	1.0	74
Emergency Custodv Order	EC	1.0	2
Non-Case	NC	1.3	3
Emergency Protective Order	PE	1.0	12

Commonwealth of Virginia
Caseload Statistics of the J&DR District Courts

Stafford

April 2016

	Filing Type	Hearings Per Case	Filings	Hearings	Concluded	Clearance Rate
Adult						
Bond Forfeiture Show Cause	BF	2.7	0	3	3	0%
Capias	CA	2.4	27	68	27	100%
Criminal Felony	CF	3.3	17	68	15	88%
Criminal Misdemeanor	CM	2.8	78	242	80	103%
Protective Order – Family Abuse	FP	1.9	18	39	17	94%
Other	OT	1.0	15	15	14	93%
Violation - Family Abuse Protective Order	PS	1.0	2	2	2	100%
Remand Support	RS	1.0	14	14	14	100%
Show Cause	SC	2.0	92	173	91	99%
Restricted License - Support	SL	1.5	1	5	2	200%
Civil Support	VS	1.6	117	195	111	95%
Adult Total			381	824	376	98.7%
Juvenile						
Abuse or Neglect	AN	2.0	4	8	4	100%
Capias	CA	2.5	2	6	2	100%
Relief of Custody	CR	0.0	1	1	0	0%
Child in Need of Services	CS	1.0	6	6	4	67%
Custody Visitation	CV	1.8	353	617	353	100%
Delinquency Felony	DF	5.9	5	28	11	220%
Delinquency Misdemeanor	DM	4.2	27	83	37	137%
Foster Care Review	FC	1.0	2	2	2	100%
Initial Foster Care Review	IF	1.0	1	1	1	100%
Permanency Planning	PH	1.3	6	9	9	150%
Paternity	PT	1.2	31	40	18	58%
Remand Custody	RC	1.0	13	13	13	100%
Restricted Driver's License	RL	1.0	1	1	1	100%
Remand Visitation	RV	1.0	13	13	13	100%
Show Cause	SC	1.5	2	3	2	100%
Status Offense	ST	1.0	7	8	5	71%
Traffic	T	2.0	16	44	36	225%
Juvenile Total			490	883	511	104.3%
Totals			871	1,707	887	101.8%



	Total Filings with %
Custody Visitation (CV)	353 41%
Civil Support (VS)	117 13%
Show Cause (SC)	94 11%
Criminal Misdemeanor (CM)	78 9%
Paternity (PT)	31 4%
Others	198 23%
Total	871 100%

Special Case Activities

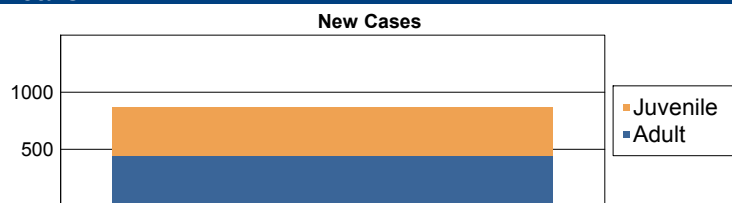
Non-Case	NC	1.0	6
Emergency Protective Order	PE	1.0	57
Non-Case	NC	1.0	4
Emergency Protective Order	PE	1.0	10

Commonwealth of Virginia
Caseload Statistics of the J&DR District Courts

Stafford

March 2016

	Filing Type	Hearings Per Case	Filings	Hearings	Concluded	Clearance Rate
Adult						
Bond Forfeiture Show Cause	BF	1.0	1	1	1	100%
Capias	CA	2.4	40	108	38	95%
Criminal Felony	CF	4.1	59	139	10	17%
Criminal Misdemeanor	CM	3.0	103	320	78	76%
Protective Order – Family Abuse	FP	2.1	30	66	31	103%
Other	OT	1.0	8	8	8	100%
Violation - Family Abuse Protective Order	PS	1.0	2	2	2	100%
Protective Order - Violation of Protective Order Conviction	PV	1.0	1	1	1	100%
Remand Support	RS	1.0	24	24	24	100%
Show Cause	SC	2.0	58	141	75	129%
Restricted License - Support	SL	4.0	3	7	2	67%
Civil Support	VS	1.8	109	217	127	117%
Adult Total			438	1,034	397	90.6%
Juvenile						
Abuse or Neglect	AN	2.6	7	19	7	100%
Protective Order – Non Family Abuse	AP	0.0	3	6	0	0%
Capias	CA	5.3	6	22	9	150%
Child in Need of Services	CS	2.7	1	7	6	600%
Custody Visitation	CV	1.8	267	519	284	106%
Delinquency Felony	DF	4.4	28	133	36	129%
Delinquency Misdemeanor	DM	4.9	28	129	47	168%
Foster Care Review	FC	1.0	1	1	1	100%
Initial Foster Care Review	IF	1.0	1	1	1	100%
Permanency Planning	PH	0.0	1	2	0	0%
Paternity	PT	1.6	10	23	11	110%
Remand Custody	RC	1.0	24	24	24	100%
Remand Visitation	RV	1.0	24	24	24	100%
Show Cause	SC	2.3	2	4	3	150%
Status Offense	ST	3.2	4	10	10	250%
Traffic	T	2.3	19	39	22	116%
Termination of Parental Rights	TP	1.5	2	3	2	100%
Juvenile Total			428	966	487	113.8%
Totals			866	2,000	884	102.1%



	Total Filings with %
Custody Visitation (CV)	267 31%
Civil Support (VS)	109 13%
Criminal Misdemeanor (CM)	103 12%
Show Cause (SC)	60 7%
Criminal Felony (CF)	59 7%
Others	268 31%
Total	866 100%

Special Case Activities

Non-Case	NC	1.1	16
Emergency Protective Order	PE	1.0	76
Non-Case	NC	1.0	3
Emergency Protective Order	PE	1.0	4

Commonwealth of Virginia
Caseload Statistics of the J&DR District Courts

Stafford

February 2016

	Filing Type	Hearings Per Case	Filings	Hearings	Concluded	Clearance Rate
Adult						
Bond Forfeiture Show Cause	BF	1.0	1	1	1	100%
Capias	CA	3.1	21	63	24	114%
Criminal Felony	CF	3.3	16	53	17	106%
Criminal Misdemeanor	CM	3.5	78	190	50	64%
Protective Order – Familv Abuse	FP	2.2	27	52	18	67%
Motion - Modify Protective Order	MP	1.0	1	1	1	100%
Other	OT	1.5	7	11	10	143%
Protective Order – Stalking/Acts of Violence	PC	1.0	1	1	1	100%
Violation - Familv Abuse Protective Order	PS	1.0	2	2	2	100%
Restricted Driver's License	RL	1.0	3	3	2	67%
Remand Support	RS	1.0	20	20	20	100%
Show Cause	SC	2.3	57	118	48	84%
Restricted License - Support	SL	6.0	1	4	2	200%
Civil Support	VS	1.7	111	182	93	84%
Adult Total			346	701	289	83.5%
Juvenile						
Abuse or Neglect	AN	2.3	5	9	4	80%
Capias	CA	1.0	4	15	1	25%
Child in Need of Services	CS	2.5	0	2	2	0%
Custody Visitation	CV	1.6	354	535	298	84%
Delinquency Felony	DF	4.6	8	40	11	138%
Delinquency Misdemeanor	DM	4.1	24	118	32	133%
Foster Care Review	FC	1.7	1	3	3	300%
Initial Foster Care Review	IF	1.0	1	1	1	100%
Permanency Planning	PH	2.0	2	4	1	50%
Violation - Familv Abuse Protective Order	PS	1.0	1	1	1	100%
Paternity	PT	1.3	22	30	23	105%
Remand Custody	RC	1.0	22	22	22	100%
Remand Visitation	RV	1.0	22	22	22	100%
Show Cause	SC	1.5	2	5	4	200%
Status Offense	ST	1.0	5	5	3	60%
Traffic	T	1.8	29	57	29	100%
Termination of Parental Rights	TP	2.0	0	2	2	0%
Juvenile Total			502	871	459	91.4%
Totals			848	1,572	748	88.2%

New Cases



	Total Filings with %	
Custody Visitation (CV)	354	42%
Civil Support (VS)	111	13%
Criminal Misdemeanor (CM)	78	9%
Show Cause (SC)	59	7%
Traffic (T)	29	3%
Others	217	26%
Total	848	100%

Special Case Activities

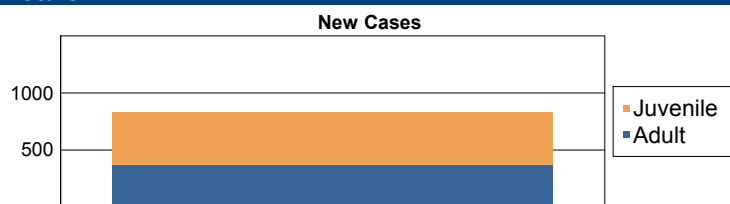
Non-Case	NC	1.5	1
Emergency Protective Order	PE	1.0	84
Non-Case	NC	1.0	1
Emergency Protective Order	PE	1.0	2
Temporary Detention Order	TD	1.0	4

Commonwealth of Virginia
Caseload Statistics of the J&DR District Courts

Stafford

January 2016

	Filing Type	Hearings Per Case	Filings	Hearings	Concluded	Clearance Rate
Adult						
Protective Order - Non Family Abuse	AP	3.0	0	1	1	0%
Bond Forfeiture Show Cause	BF	0.0	2	3	0	0%
Capias	CA	2.8	32	87	37	116%
Criminal Felony	CF	2.3	12	59	67	558%
Criminal Misdemeanor	CM	2.8	92	247	70	76%
Protective Order – Family Abuse	FP	2.5	16	39	18	113%
Motion - Modify Protective Order	MP	1.0	1	1	1	100%
Other	OT	1.1	13	15	13	100%
Violation - Family Abuse Protective Order	PS	1.0	1	1	1	100%
Remand Support	RS	1.0	13	13	13	100%
Show Cause	SC	2.3	50	120	56	112%
Restricted License - Support	SL	1.0	4	6	3	75%
Civil Support	VS	1.6	133	216	128	96%
Adult Total			369	808	408	110.6%
Juvenile						
Abuse or Neglect	AN	2.7	5	13	3	60%
Capias	CA	3.5	3	10	2	67%
Child in Need of Services	CS	1.9	4	7	7	175%
Custody Visitation	CV	1.9	316	578	357	113%
Delinquency Felony	DF	4.5	11	41	6	55%
Delinquency Misdemeanor	DM	2.9	37	105	22	59%
Emancipation	EP	1.0	1	1	1	100%
Foster Care Review	FC	1.2	5	6	6	120%
Initial Foster Care Review	IF	1.0	3	3	3	100%
Permanency Planning	PH	0.0	1	1	0	0%
Paternity	PT	1.9	9	24	16	178%
Remand Custody	RC	1.0	16	16	16	100%
Remand Visitation	RV	1.0	16	16	16	100%
Show Cause	SC	1.5	3	5	2	67%
Status Offense	ST	1.0	3	5	1	33%
Traffic	T	1.9	31	63	25	81%
Termination of Parental Rights	TP	2.0	0	1	1	0%
Juvenile Total			464	895	484	104.3%
Totals			833	1,703	892	107.1%



	Total Filings with %
Custody Visitation (CV)	316 38%
Civil Support (VS)	133 16%
Criminal Misdemeanor (CM)	92 11%
Show Cause (SC)	53 6%
Delinquency Misdemeanor (DM)	37 4%
Others	202 24%
Total	833 100%

Special Case Activities

Non-Case	NC	1.0	3
Emergency Protective Order	PE	1.0	74
Non-Case	NC	1.7	2
Emergency Protective Order	PE	1.0	2

Commonwealth of Virginia
Caseload Statistics of the J&DR District Courts

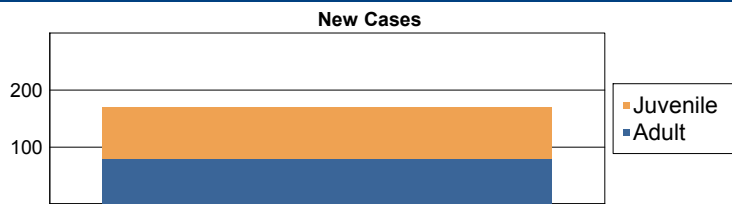
Staunton

December 2016

	Filing Type	Hearings Per Case	Filings	Hearings	Concluded	Clearance Rate
Adult						
Protective Order - Non Family Abuse	AP	0.0	0	1	0	0%
Capias	CA	2.0	3	14	3	100%
Criminal Felony	CF	1.9	4	10	7	175%
Criminal Misdemeanor	CM	3.7	18	68	18	100%
Protective Order – Family Abuse	FP	2.3	8	18	8	100%
Motion - Modify Protective Order	MP	1.0	3	3	2	67%
Other	OT	1.0	1	1	1	100%
Show Cause	SC	2.7	28	56	24	86%
Civil Support	VS	1.8	14	25	16	114%
Adult Total			79	196	79	100.0%

Juvenile						
Abuse or Neglect	AN	4.0	15	61	7	47%
Child in Need of Services	CS	0.0	0	1	0	0%
Custody Visitation	CV	1.6	53	98	45	85%
Delinquency Felony	DF	0.0	0	1	0	0%
Delinquency Misdemeanor	DM	5.0	13	52	7	54%
Foster Care Review	FC	1.3	2	5	3	150%
Initial Foster Care Review	IF	1.0	6	6	6	100%
Permanency Planning	PH	2.0	0	3	1	0%
Paternity	PT	0.0	0	1	0	0%
Show Cause	SC	5.0	0	2	1	0%
Status Offense	ST	0.0	0	2	0	0%
Traffic	T	2.3	2	8	4	200%
Truancy/Runaway (Child in Need of Supervision)	TR	0.0	0	1	0	0%
Juvenile Total			91	241	74	81.3%

Totals			170	437	153	90.0%
---------------	--	--	------------	------------	------------	--------------



	Total Filings with %
Custody Visitation (CV)	53 31%
Show Cause (SC)	28 16%
Criminal Misdemeanor (CM)	18 11%
Abuse or Neglect (AN)	15 9%
Civil Support (VS)	14 8%
Others	42 25%
Total	170 100%

Special Case Activities

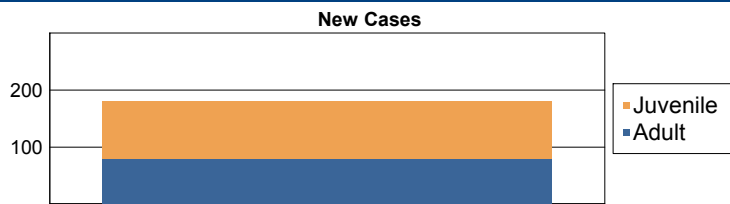
Emergency Protective Order	PE	1.1	17
Mental Commitment	MC	1.0	12

Commonwealth of Virginia
Caseload Statistics of the J&DR District Courts

Staunton

November 2016

	Filing Type	Hearings Per Case	Filings	Hearings	Concluded	Clearance Rate
Adult						
Protective Order - Non Familv Abuse	AP	3.0	0	2	2	0%
Bond Forfeiture Show Cause	BF	1.0	3	3	1	33%
Capias	CA	2.7	6	27	14	233%
Criminal Felonv	CF	2.3	10	19	9	90%
Criminal Misdemeanor	CM	2.8	18	66	21	117%
Protective Order – Family Abuse	FP	2.3	6	15	8	133%
Show Cause	SC	3.9	27	61	14	52%
Civil Support	VS	1.6	9	13	8	89%
Adult Total			79	206	77	97.5%
Juvenile						
Abuse or Neglect	AN	4.5	16	55	11	69%
Child in Need of Services	CS	9.0	2	4	1	50%
Custodv Visitation	CV	1.6	50	78	40	80%
Delinquencv Felonv	DF	2.5	2	5	2	100%
Delinquencv Misdemeanor	DM	4.4	14	36	8	57%
Foster Care Review	FC	1.0	5	5	4	80%
Initial Foster Care Review	IF	1.0	3	3	3	100%
Motion - Modifv Protective Order	MP	1.0	2	2	2	100%
Permanencv Planning	PH	1.0	2	2	1	50%
Paternity	PT	2.0	0	2	2	0%
Show Cause	SC	3.0	0	3	2	0%
Status Offense	ST	2.0	0	4	3	0%
Traffic	T	1.6	5	8	5	100%
Truancv/Runawav (Child in Need of Supervision)	TR	11.0	0	2	2	0%
Juvenile Total			101	209	86	85.1%
Totals			180	415	163	90.6%



	Total Filings with %
Custody Visitation (CV)	50 28%
Show Cause (SC)	27 15%
Criminal Misdemeanor (CM)	18 10%
Abuse or Neglect (AN)	16 9%
Delinquency Misdemeanor (DM)	14 8%
Others	55 31%
Total	180 100%

Special Case Activities


Emergency Protective Order	PE	1.0	24
Emergency Custodv Order	EC	1.0	2
Mental Commitment	MC	1.0	6
Non-Case	NC	4.0	0
Temporary Detention Order	TD	1.0	4

Commonwealth of Virginia
Caseload Statistics of the J&DR District Courts

Staunton

October 2016

	Filing Type	Hearings Per Case	Filings	Hearings	Concluded	Clearance Rate
Adult						
Protective Order - Non Family Abuse	AP	0.0	0	4	0	0%
Bond Forfeiture Show Cause	BF	1.0	1	1	1	100%
Capias	CA	2.5	12	29	10	83%
Criminal Felony	CF	2.4	7	18	7	100%
Criminal Misdemeanor	CM	2.7	30	75	21	70%
Protective Order – Family Abuse	FP	2.5	7	17	6	86%
Other	OT	0.0	1	1	0	0%
Show Cause	SC	3.2	14	63	34	243%
Restricted License - Support	SL	1.0	1	1	1	100%
Civil Support	VS	1.4	15	21	13	87%
Adult Total			88	230	93	105.7%
Juvenile						
Abuse or Neglect	AN	6.0	7	26	1	14%
Child in Need of Services	CS	7.0	2	5	1	50%
Custody Visitation	CV	1.5	50	76	46	92%
Delinquency Felony	DF	3.0	1	5	2	200%
Delinquency Misdemeanor	DM	3.5	8	34	13	163%
Foster Care Review	FC	1.0	2	2	2	100%
Motion - Modify Protective Order	MP	1.0	2	2	2	100%
Show Cause	SC	0.0	2	3	0	0%
Status Offense	ST	1.0	3	3	1	33%
Traffic	T	1.0	3	3	1	33%
Truancy/Runaway (Child in Need of Supervision)	TR	4.5	0	5	2	0%
Juvenile Total			80	164	71	88.8%
Totals			168	394	164	97.6%



	Total Filings with %
Custody Visitation (CV)	50 30%
Criminal Misdemeanor (CM)	30 18%
Show Cause (SC)	16 10%
Civil Support (VS)	15 9%
Capias (CA)	12 7%
Others	45 27%
Total	168 100%

Special Case Activities

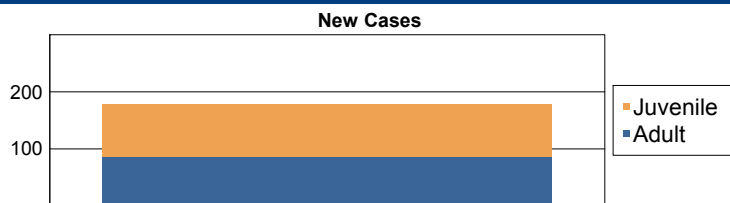
Emergency Protective Order	PE	1.0	12
Mental Commitment	MC	1.1	8
Non-Case	NC	2.0	3

Commonwealth of Virginia
Caseload Statistics of the J&DR District Courts

Staunton

September 2016

	Filing Type	Hearings Per Case	Filings	Hearings	Concluded	Clearance Rate
Adult						
Protective Order - Non Family Abuse	AP	0.0	4	6	0	0%
Capias	CA	2.3	7	16	6	86%
Criminal Felony	CF	2.5	3	7	4	133%
Criminal Misdemeanor	CM	4.6	21	40	7	33%
Protective Order – Family Abuse	FP	2.0	8	15	6	75%
Remand Support	RS	1.0	1	1	1	100%
Show Cause	SC	3.3	23	56	15	65%
Civil Support	VS	1.7	19	27	24	126%
Adult Total			86	168	63	73.3%
Juvenile						
Abuse or Neglect	AN	4.0	11	33	8	73%
Protective Order – Non Family Abuse	AP	3.0	2	7	3	150%
Child in Need of Services	CS	4.0	0	2	1	0%
Custody Visitation	CV	1.5	44	65	37	84%
Delinquency Felony	DF	17.0	3	6	3	100%
Delinquency Misdemeanor	DM	12.4	11	47	19	173%
Foster Care Review	FC	1.0	12	12	12	100%
Permanency Planning	PH	1.0	3	3	3	100%
Paternity	PT	4.0	0	2	1	0%
Remand Custody	RC	1.0	2	2	2	100%
Show Cause	SC	1.0	2	3	1	50%
Status Offense	ST	1.5	2	3	2	100%
Traffic	T	1.0	1	1	1	100%
Termination of Parental Rights	TP	0.0	0	2	0	0%
Truancy/Runaway (Child in Need of Supervision)	TR	0.0	0	1	0	0%
Juvenile Total			93	189	93	100.0%
Totals			179	357	156	87.2%



	Total Filings with %
Custody Visitation (CV)	44 25%
Show Cause (SC)	25 14%
Criminal Misdemeanor (CM)	21 12%
Civil Support (VS)	19 11%
Foster Care Review (FC)	12 7%
Others	58 32%
Total	179 100%

Special Case Activities

Emergency Protective Order	PE	1.0	20
Mental Commitment	MC	1.2	6

Commonwealth of Virginia
Caseload Statistics of the J&DR District Courts

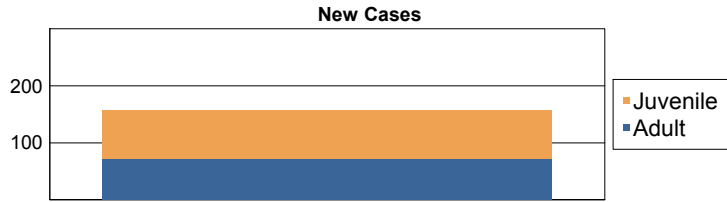
Staunton

August 2016

	Filing Type	Hearings Per Case	Filings	Hearings	Concluded	Clearance Rate
Adult						
Protective Order - Non Familv Abuse	AP	3.0	0	1	1	0%
Bond Forfeiture Show Cause	BF	2.0	1	2	2	200%
Capias	CA	2.9	10	25	13	130%
Criminal Felonv	CF	2.0	8	15	4	50%
Criminal Misdemeanor	CM	3.3	21	71	29	138%
Protective Order – Family Abuse	FP	2.4	7	15	7	100%
Motion - Modifv Protective Order	MP	1.0	1	1	1	100%
Other	OT	1.0	1	1	1	100%
Show Cause	SC	4.2	10	60	24	240%
Civil Support	VS	2.1	13	25	16	123%
Adult Total			72	216	98	136.1%

Juvenile						
Abuse or Neglect	AN	0.0	8	12	0	0%
Protective Order – Non Familv Abuse	AP	0.0	1	2	0	0%
Child in Need of Services	CS	5.0	0	2	1	0%
Custody Visitation	CV	1.4	57	82	45	79%
Delinquency Felonv	DF	2.8	0	5	4	0%
Delinquency Misdemeanor	DM	2.9	13	40	15	115%
Foster Care Review	FC	1.0	3	3	3	100%
Paternity	PT	0.0	1	1	0	0%
Show Cause	SC	0.0	0	1	0	0%
Status Offense	ST	4.0	0	1	1	0%
Traffic	T	2.3	2	9	6	300%
Termination of Parental Rights	TP	10.0	0	1	1	0%
Truancy/Runaway (Child in Need of Supervision)	TR	2.0	0	3	1	0%
Juvenile Total			85	162	77	90.6%

Totals			157	378	175	111.5%
---------------	--	--	------------	------------	------------	---------------



	Total Filings with %
Custody Visitation (CV)	57 36%
Criminal Misdemeanor (CM)	21 13%
Civil Support (VS)	13 8%
Delinquency Misdemeanor (DM)	13 8%
Capias (CA)	10 6%
Others	43 27%
Total	157 100%

Special Case Activities

Emergency Protective Order	PE	1.0	29
Mental Commitment	MC	1.2	5
Non-Case	NC	1.5	1
Temporary Detention Order	TD	1.0	4

Commonwealth of Virginia
Caseload Statistics of the J&DR District Courts

Staunton

July 2016

	Filing Type	Hearings Per Case	Filings	Hearings	Concluded	Clearance Rate
Adult						
Bond Forfeiture Show Cause	BF	1.0	2	2	2	100%
Capias	CA	2.6	5	18	8	160%
Criminal Felony	CF	4.0	6	16	6	100%
Criminal Misdemeanor	CM	2.9	15	66	28	187%
Protective Order – Family Abuse	FP	2.6	2	10	8	400%
Motion - Modify Protective Order	MP	2.0	0	1	1	0%
Protective Order - Violation of Protective Order Conviction	PV	1.0	1	1	1	100%
Show Cause	SC	2.9	15	51	16	107%
Restricted License - Support	SL	1.0	1	1	1	100%
Civil Support	VS	1.4	11	23	14	127%
Adult Total			58	189	85	146.6%
Juvenile						
Abuse or Neglect	AN	5.0	4	17	5	125%
Child in Need of Services	CS	4.7	0	5	3	0%
Custody Visitation	CV	1.4	29	57	32	110%
Delinquency Felony	DF	0.0	2	9	0	0%
Delinquency Misdemeanor	DM	3.6	9	38	5	56%
Foster Care Review	FC	1.0	2	2	2	100%
Initial Foster Care Review	IF	1.0	1	1	1	100%
Permanency Planning	PH	1.0	2	2	2	100%
Paternity	PT	3.0	0	4	1	0%
Show Cause	SC	0.0	0	1	0	0%
Status Offense	ST	0.0	3	3	0	0%
Traffic	T	1.0	6	5	2	33%
Truancy/Runaway (Child in Need of Supervision)	TR	0.0	2	3	0	0%
Juvenile Total			60	147	53	88.3%
Totals			118	336	138	116.9%



	Total Filings with %
Custody Visitation (CV)	29 25%
Criminal Misdemeanor (CM)	15 13%
Show Cause (SC)	15 13%
Civil Support (VS)	11 9%
Delinquency Misdemeanor (DM)	9 8%
Others	39 33%
Total	118 100%

Special Case Activities

Emergency Protective Order	PE	1.0	15
Mental Commitment	MC	1.0	5
Non-Case	NC	0.0	0

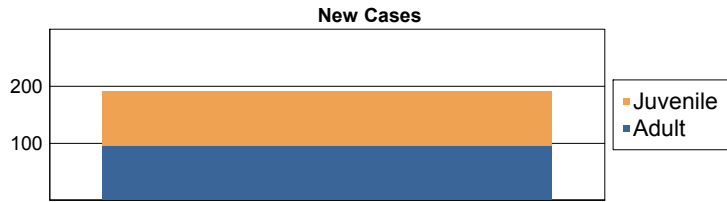
Commonwealth of Virginia
Caseload Statistics of the J&DR District Courts

Staunton

June 2016

	Filing Type	Hearings Per Case	Filings	Hearings	Concluded	Clearance Rate
Adult						
Protective Order - Non Family Abuse	AP	3.0	0	2	1	0%
Capias	CA	1.0	7	20	1	14%
Criminal Felony	CF	3.3	2	6	3	150%
Criminal Misdemeanor	CM	2.5	26	63	10	38%
Protective Order – Family Abuse	FP	2.1	10	20	9	90%
Motion - Modify Protective Order	MP	1.5	2	3	2	100%
Other	OT	1.0	2	2	1	50%
Remand Support	RS	1.0	1	1	1	100%
Show Cause	SC	4.3	24	75	23	96%
Restricted License - Support	SL	1.0	2	2	2	100%
Civil Support	VS	1.9	20	32	17	85%
Adult Total			96	226	70	72.9%
Juvenile						
Abuse or Neglect	AN	4.0	0	8	3	0%
Protective Order – Non Family Abuse	AP	1.0	1	1	1	100%
Child in Need of Services	CS	3.0	0	4	1	0%
Custody Visitation	CV	1.8	61	101	83	136%
Delinquency Felony	DF	6.5	4	9	2	50%
Delinquency Misdemeanor	DM	4.6	12	40	10	83%
Foster Care Review	FC	1.5	2	3	2	100%
Motion - Modify Protective Order	MP	1.0	3	3	3	100%
Paternity	PT	0.0	2	2	0	0%
Show Cause	SC	1.5	3	6	2	67%
Status Offense	ST	4.3	2	4	3	150%
Traffic	T	1.7	2	8	6	300%
Termination of Parental Rights	TP	2.0	0	3	2	0%
Truancy/Runaway (Child in Need of Supervision)	TR	1.5	3	7	2	67%
Juvenile Total			95	199	120	126.3%

Totals			191	425	190	99.5%
---------------	--	--	------------	------------	------------	--------------



	Total Filings with %
Custody Visitation (CV)	61 32%
Show Cause (SC)	27 14%
Criminal Misdemeanor (CM)	26 14%
Civil Support (VS)	20 10%
Delinquency Misdemeanor (DM)	12 6%
Others	45 24%
Total	191 100%

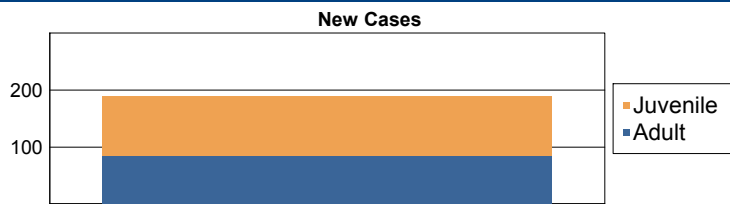
Special Case Activities

Non-Case	NC	1.0	1
Emergency Protective Order	PE	1.0	16
Mental Commitment	MC	1.1	14
Non-Case	NC	1.0	3

Commonwealth of Virginia
Caseload Statistics of the J&DR District Courts
 May 2016

Staunton

	Filing Type	Hearings Per Case	Filings	Hearings	Concluded	Clearance Rate
Adult						
Protective Order - Non Family Abuse	AP	0.0	1	1	0	0%
Bond Forfeiture Show Cause	BF	1.0	1	1	1	100%
Capias	CA	2.9	13	28	12	92%
Criminal Felony	CF	2.0	3	12	4	133%
Criminal Misdemeanor	CM	3.1	21	69	16	76%
Protective Order – Family Abuse	FP	2.1	6	14	8	133%
Motion - Modify Protective Order	MP	1.0	1	1	1	100%
Other	OT	1.0	1	1	1	100%
Protective Order - Violation of Protective Order Conviction	PV	1.0	1	1	1	100%
Show Cause	SC	3.7	18	92	41	228%
Civil Support	VS	1.3	19	29	23	121%
Adult Total			85	249	108	127.1%
Juvenile						
Abuse or Neglect	AN	0.0	5	18	0	0%
Child in Need of Services	CS	0.0	1	5	0	0%
Custody Visitation	CV	1.7	65	94	70	108%
Delinquency Felony	DF	5.0	1	10	4	400%
Delinquency Misdemeanor	DM	4.6	16	58	16	100%
Foster Care Review	FC	1.0	3	3	3	100%
Paternity	PT	1.5	1	2	2	200%
Status Offense	ST	1.0	3	4	1	33%
Traffic	T	1.7	6	11	6	100%
Termination of Parental Rights	TP	4.0	2	4	1	50%
Truancy/Runaway (Child in Need of Supervision)	TR	0.0	1	2	0	0%
Juvenile Total			104	211	103	99.0%
Totals			189	460	211	111.6%



	Total Filings with %
Custody Visitation (CV)	65 34%
Criminal Misdemeanor (CM)	21 11%
Civil Support (VS)	19 10%
Show Cause (SC)	18 10%
Delinquency Misdemeanor (DM)	16 8%
Others	50 26%
Total	189 100%

Special Case Activities

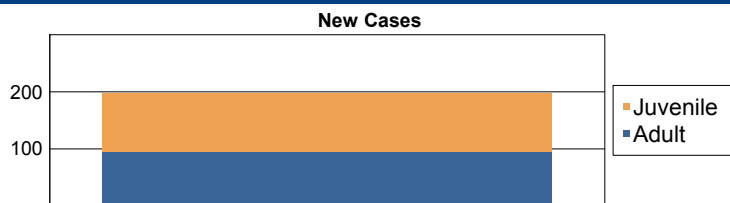
Emergency Protective Order	PE	1.0	13
Mental Commitment	MC	1.1	11
Non-Case	NC	2.0	2
Temporary Detention Order	TD	1.0	4

Commonwealth of Virginia
Caseload Statistics of the J&DR District Courts

Staunton

April 2016

	Filing Type	Hearings Per Case	Filings	Hearings	Concluded	Clearance Rate
Adult						
Capias	CA	3.0	7	22	9	129%
Criminal Felony	CF	1.8	2	8	5	250%
Criminal Misdemeanor	CM	2.6	16	58	14	88%
Protective Order – Family Abuse	FP	2.3	9	23	9	100%
Motion - Modifv Protective Order	MP	1.0	4	4	4	100%
Remand Support	RS	1.0	1	1	1	100%
Show Cause	SC	2.8	31	104	48	155%
Restricted License - Support	SL	2.0	1	2	2	200%
Civil Support	VS	1.7	24	42	29	121%
Adult Total			95	264	121	127.4%
Juvenile						
Abuse or Neglect	AN	5.0	3	10	4	133%
Protective Order – Non Familv Abuse	AP	2.0	0	1	1	0%
Child in Need of Services	CS	0.0	0	3	0	0%
Custody Visitation	CV	1.6	78	125	90	115%
Delinquency Felony	DF	0.0	1	4	0	0%
Delinquency Misdemeanor	DM	7.0	10	33	1	10%
Foster Care Review	FC	1.0	3	3	3	100%
Permanency Planning	PH	1.0	2	2	2	100%
Paternity	PT	0.0	1	2	0	0%
Show Cause	SC	2.0	0	1	1	0%
Status Offense	ST	2.0	0	1	1	0%
Traffic	T	2.0	5	6	2	40%
Termination of Parental Rights	TP	0.0	0	5	0	0%
Truancy/Runaway (Child in Need of Supervision)	TR	0.0	0	1	0	0%
Juvenile Total			103	197	105	101.9%
Totals			198	461	226	114.1%



	Total Filings with %
Custody Visitation (CV)	78 39%
Show Cause (SC)	31 16%
Civil Support (VS)	24 12%
Criminal Misdemeanor (CM)	16 8%
Delinquency Misdemeanor (DM)	10 5%
Others	39 20%
Total	198 100%

Special Case Activities

Emergency Protective Order	PE	1.0	9
Mental Commitment	MC	1.1	14
Non-Case	NC	2.8	0
Temporary Detention Order	TD	1.0	4

**Commonwealth of Virginia
Caseload Statistics of the J&DR District Courts**

Staunton

March 2016

	Filing Type	Hearings Per Case	Filings	Hearings	Concluded	Clearance Rate
Adult						
Capias	CA	2.8	7	16	6	86%
Criminal Felonv	CF	2.0	10	16	3	30%
Criminal Misdemeanor	CM	3.1	21	53	15	71%
Protective Order – Family Abuse	FP	2.0	7	11	3	43%
Motion - Modifv Protective Order	MP	0.0	1	1	0	0%
Other	OT	1.0	1	1	1	100%
Show Cause	SC	3.1	43	118	36	84%
Civil Support	VS	1.4	23	39	28	122%
Adult Total			113	255	92	81.4%
Juvenile						
Abuse or Neglect	AN	4.0	0	10	2	0%
Protective Order – Non Family Abuse	AP	0.0	1	1	0	0%
Child in Need of Services	CS	0.0	3	4	0	0%
Custody Visitation	CV	2.5	69	135	96	139%
Delinquency Felonv	DF	0.0	1	1	0	0%
Delinquency Misdemeanor	DM	8.0	3	19	1	33%
Foster Care Review	FC	1.0	12	12	12	100%
Permanency Planning	PH	1.0	7	7	7	100%
Paternity	PT	3.0	1	2	1	100%
Show Cause	SC	0.0	2	2	0	0%
Status Offense	ST	0.0	0	1	0	0%
Traffic	T	2.7	1	3	3	300%
Termination of Parental Rights	TP	9.0	4	6	1	25%
Truancy/Runaway (Child in Need of Supervision)	TR	6.0	0	1	1	0%
Juvenile Total			104	204	124	119.2%
Totals			217	459	216	99.5%



	Total Filings with %
Custody Visitation (CV)	69 32%
Show Cause (SC)	45 21%
Civil Support (VS)	23 11%
Criminal Misdemeanor (CM)	21 10%
Foster Care Review (FC)	12 6%
Others	47 22%
Total	217 100%

Special Case Activities

Emergency Protective Order	PE	1.0	11
Mental Commitment	MC	1.1	8
Non-Case	NC	1.0	3
Temporary Detention Order	TD	1.0	2


Commonwealth of Virginia
Caseload Statistics of the J&DR District Courts

Staunton

February 2016

	Filing Type	Hearings Per Case	Filings	Hearings	Concluded	Clearance Rate
Adult						
Protective Order - Non Family Abuse	AP	3.0	0	1	1	0%
Bond Forfeiture Show Cause	BF	0.0	0	1	0	0%
Capias	CA	4.0	2	14	7	350%
Criminal Felony	CF	3.0	4	8	2	50%
Criminal Misdemeanor	CM	3.2	20	66	21	105%
Protective Order – Family Abuse	FP	2.3	5	13	7	140%
Motion - Modify Protective Order	MP	1.0	1	1	1	100%
Remand Support	RS	1.0	5	5	5	100%
Show Cause	SC	3.2	20	64	25	125%
Civil Support	VS	1.4	34	47	37	109%
Adult Total			91	220	106	116.5%
Juvenile						
Abuse or Neglect	AN	4.9	8	29	13	163%
Relief of Custody	CR	2.0	0	1	1	0%
Child in Need of Services	CS	3.0	0	3	1	0%
Custody Visitation	CV	1.2	78	103	81	104%
Delinquency Felony	DF	5.0	0	1	1	0%
Delinquency Misdemeanor	DM	3.4	3	21	9	300%
Foster Care Review	FC	1.0	3	3	3	100%
Initial Foster Care Review	IF	1.0	1	1	1	100%
Motion - Modify Protective Order	MP	1.0	12	12	12	100%
Permanency Planning	PH	1.0	1	1	1	100%
Paternity	PT	1.0	3	4	2	67%
Remand Custody	RC	1.0	10	10	10	100%
Remand Visitation	RV	1.0	8	8	8	100%
Show Cause	SC	2.0	0	1	1	0%
Status Offense	ST	9.0	0	2	2	0%
Traffic	T	1.4	10	13	8	80%
Termination of Parental Rights	TP	4.0	0	5	1	0%
Truancy/Runaway (Child in Need of Supervision)	TR	5.5	0	7	2	0%
Juvenile Total			137	225	157	114.6%
Totals			228	445	263	115.4%

New Cases



	Total Filings with %
Custody Visitation (CV)	78 34%
Civil Support (VS)	34 15%
Criminal Misdemeanor (CM)	20 9%
Show Cause (SC)	20 9%
Motion - Modify Protective Order (MP)	13 6%
Others	63 28%
Total	228 100%

Special Case Activities

Emergency Protective Order	PE	1.0	14
Mental Commitment	MC	1.0	10
Non-Case	NC	1.0	4

Commonwealth of Virginia
Caseload Statistics of the J&DR District Courts

Staunton

January 2016

	Filing Type	Hearings Per Case	Filings	Hearings	Concluded	Clearance Rate
Adult						
Protective Order - Non Family Abuse	AP	0.0	1	2	0	0%
Bond Forfeiture Show Cause	BF	0.0	1	1	0	0%
Capias	CA	2.2	7	26	6	86%
Criminal Felony	CF	3.7	3	7	3	100%
Criminal Misdemeanor	CM	3.2	19	64	12	63%
Protective Order – Family Abuse	FP	2.3	6	11	4	67%
Motion - Modify Protective Order	MP	1.0	1	1	1	100%
Other	OT	1.0	1	1	1	100%
Remand Support	RS	1.0	3	3	3	100%
Show Cause	SC	3.3	11	83	28	255%
Restricted License - Support	SL	0.0	0	1	0	0%
Civil Support	VS	1.8	36	46	29	81%
Adult Total			89	246	87	97.8%
Juvenile						
Abuse or Neglect	AN	5.0	0	8	1	0%
Relief of Custody	CR	0.0	1	1	0	0%
Child in Need of Services	CS	1.0	2	5	1	50%
Custody Visitation	CV	1.6	51	86	49	96%
Delinquency Felony	DF	6.0	0	5	2	0%
Delinquency Misdemeanor	DM	5.2	4	25	11	275%
Foster Care Review	FC	1.0	4	4	4	100%
Motion - Modify Protective Order	MP	2.0	0	1	1	0%
Permanency Planning	PH	1.0	3	3	3	100%
Remand Custody	RC	1.0	3	3	3	100%
Restricted Driver's License	RL	1.0	1	1	1	100%
Remand Visitation	RV	1.0	3	3	3	100%
Status Offense	ST	2.0	2	5	2	100%
Traffic	T	2.5	0	2	2	0%
Termination of Parental Rights	TP	3.0	0	7	1	0%
Truancy/Runaway (Child in Need of Supervision)	TR	0.0	1	1	0	0%
Juvenile Total			75	160	84	112.0%
Totals			164	406	171	104.3%

New Cases



	Total Filings with %
Custody Visitation (CV)	51 31%
Civil Support (VS)	36 22%
Criminal Misdemeanor (CM)	19 12%
Show Cause (SC)	11 7%
Capias (CA)	7 4%
Others	40 24%
Total	164 100%

Special Case Activities


Non-Case	NC	1.0	1
Emergency Protective Order	PE	1.0	13
Mental Commitment	MC	1.0	6
Non-Case	NC	2.0	6
Temporary Detention Order	TD	1.0	4

Commonwealth of Virginia
Caseload Statistics of the J&DR District Courts

Suffolk

December 2016

	Filing Type	Hearings Per Case	Filings	Hearings	Concluded	Clearance Rate
Adult						
Capias	CA	2.7	7	34	15	214%
Criminal Felonv	CF	2.6	8	45	14	175%
Criminal Misdemeanor	CM	3.1	49	150	38	78%
Protective Order – Family Abuse	FP	2.9	7	21	8	114%
Motion - Modifv Protective Order	MP	1.5	1	3	2	200%
Remand Support	RS	1.0	2	2	2	100%
Show Cause	SC	2.6	54	118	40	74%
Civil Support	VS	1.7	43	66	42	98%
Adult Total			171	439	161	94.2%
Juvenile						
Abuse or Neglect	AN	0.0	0	1	0	0%
Protective Order – Non Family Abuse	AP	2.0	0	2	1	0%
Capias	CA	1.0	1	2	1	100%
Custody Visitation	CV	1.7	70	150	77	110%
Delinquency Felonv	DF	3.2	13	76	11	85%
Delinquency Misdemeanor	DM	2.6	34	100	15	44%
Foster Care Review	FC	1.0	1	3	1	100%
Initial Foster Care Review	IF	0.0	0	1	0	0%
Permanency Planning	PH	0.0	0	1	0	0%
Paternity	PT	2.0	0	2	1	0%
Remand Custody	RC	1.0	4	4	4	100%
Remand Visitation	RV	1.0	4	4	4	100%
Show Cause	SC	5.5	1	5	2	200%
Status Offense	ST	6.0	3	14	3	100%
Traffic	T	2.3	6	15	7	117%
Juvenile Total			137	380	127	92.7%
Totals			308	819	288	93.5%



	Total Filings with %
Custody Visitation (CV)	70 23%
Show Cause (SC)	55 18%
Criminal Misdemeanor (CM)	49 16%
Civil Support (VS)	43 14%
Delinquency Misdemeanor (DM)	34 11%
Others	57 19%
Total	308 100%

Special Case Activities

Emergency Protective Order	PE	1.0	37
Emergency Custody Order	EC	1.0	8
Temporary Detention Order	TD	1.0	10

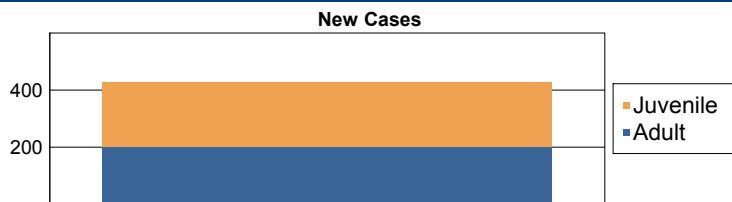
Commonwealth of Virginia
Caseload Statistics of the J&DR District Courts

Suffolk

November 2016

	Filing Type	Hearings Per Case	Filings	Hearings	Concluded	Clearance Rate
Adult						
Capias	CA	1.7	18	32	14	78%
Criminal Felony	CF	3.5	16	56	21	131%
Criminal Misdemeanor	CM	2.9	44	139	44	100%
Protective Order – Family Abuse	FP	2.3	11	31	11	100%
Motion - Modifv Protective Order	MP	1.0	3	3	2	67%
Remand Support	RS	1.0	3	3	3	100%
Show Cause	SC	2.6	49	121	48	98%
Restricted License - Support	SL	1.0	1	1	1	100%
Civil Support	VS	1.5	58	83	39	67%
Adult Total			203	469	183	90.1%
Juvenile						
Abuse or Neglect	AN	0.0	1	2	0	0%
Protective Order – Non Family Abuse	AP	0.0	2	2	0	0%
Capias	CA	2.0	0	2	1	0%
Custody Visitation	CV	1.4	167	226	161	96%
Delinquency Felony	DF	4.3	20	79	8	40%
Delinquency Misdemeanor	DM	2.7	16	84	12	75%
Permanency Planning	PH	1.0	1	1	1	100%
Paternity	PT	3.0	0	2	2	0%
Remand Custody	RC	1.0	2	2	2	100%
Remand Visitation	RV	1.0	2	2	2	100%
Show Cause	SC	0.0	1	4	0	0%
Status Offense	ST	4.3	5	14	3	60%
Traffic	T	2.1	9	18	9	100%
Juvenile Total			226	438	201	88.9%

Totals			429	907	384	89.5%
---------------	--	--	------------	------------	------------	--------------



	Total Filings with %
Custody Visitation (CV)	167 39%
Civil Support (VS)	58 14%
Show Cause (SC)	50 12%
Criminal Misdemeanor (CM)	44 10%
Delinquency Felony (DF)	20 5%
Others	90 21%
Total	429 100%

Special Case Activities

Emergency Protective Order	PE	1.0	24
----------------------------	----	-----	----

Commonwealth of Virginia
Caseload Statistics of the J&DR District Courts

Suffolk

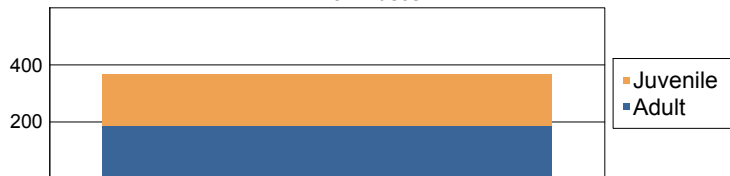
October 2016

	Filing Type	Hearings Per Case	Filings	Hearings	Concluded	Clearance Rate
Adult						
Capias	CA	2.9	10	40	14	140%
Criminal Felonv	CF	2.9	17	60	17	100%
Criminal Misdemeanor	CM	3.0	49	171	57	116%
Protective Order – Family Abuse	FP	2.2	15	30	12	80%
Motion - Modifv Protective Order	MP	1.5	3	4	2	67%
Show Cause	SC	2.9	42	119	48	114%
Restricted License - Support	SL	1.0	1	1	1	100%
Civil Support	VS	1.5	47	65	50	106%
Adult Total			184	490	201	109.2%

Juvenile						
Protective Order – Non Family Abuse	AP	2.0	1	4	3	300%
Capias	CA	2.0	1	3	1	100%
Custody Visitation	CV	1.6	115	200	124	108%
Delinquency Felonv	DF	3.0	18	73	27	150%
Delinquency Misdemeanor	DM	3.0	25	87	22	88%
Foster Care Review	FC	1.0	2	2	2	100%
Permanency Planning	PH	1.0	2	2	2	100%
Paternity	PT	0.0	1	3	0	0%
Show Cause	SC	3.0	0	2	1	0%
Status Offense	ST	3.0	4	11	1	25%
Traffic	T	2.6	14	25	14	100%
Juvenile Total			183	412	197	107.7%

Totals			367	902	398	108.4%
---------------	--	--	------------	------------	------------	---------------

New Cases



	Total Filings with %
Custody Visitation (CV)	115 31%
Criminal Misdemeanor (CM)	49 13%
Civil Support (VS)	47 13%
Show Cause (SC)	42 11%
Delinquency Misdemeanor (DM)	25 7%
Others	89 24%
Total	367 100%

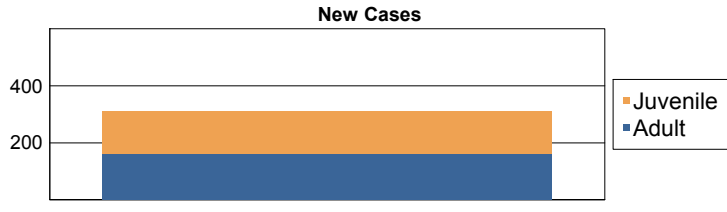
Special Case Activities

Emergency Protective Order	PE	1.0	8
Emergency Custody Order	EC	1.0	2
Temporary Detention Order	TD	1.0	2

Commonwealth of Virginia
Caseload Statistics of the J&DR District Courts
September 2016

Suffolk

	Filing Type	Hearings Per Case	Filings	Hearings	Concluded	Clearance Rate
Adult						
Capias	CA	3.3	14	46	23	164%
Criminal Felonv	CF	3.3	21	50	7	33%
Criminal Misdemeanor	CM	2.8	50	155	57	114%
Protective Order – Family Abuse	FP	1.8	14	23	9	64%
Motion - Modifv Protective Order	MP	1.0	5	5	4	80%
Other	OT	8.0	0	2	1	0%
Remand Support	RS	1.0	4	4	3	75%
Show Cause	SC	3.8	35	97	44	126%
Civil Support	VS	2.5	20	52	31	155%
Adult Total			163	434	179	109.8%
Juvenile						
Protective Order – Non Family Abuse	AP	2.0	2	3	1	50%
Capias	CA	3.0	2	4	1	50%
Custodv Visitation	CV	1.3	83	151	76	92%
Delinquency Felonv	DF	3.7	12	53	7	58%
Delinquency Misdemeanor	DM	4.1	21	75	19	90%
Initial Foster Care Review	IF	1.0	1	1	1	100%
Permanency Planning	PH	1.0	1	1	1	100%
Paternity	PT	1.0	1	2	1	100%
Remand Custodv	RC	1.0	6	6	6	100%
Child at Risk of Abuse or Nealect	RI	1.0	1	1	1	100%
Remand Visitation	RV	1.0	6	6	5	83%
Show Cause	SC	0.0	0	3	0	0%
Status Offense	ST	2.7	8	19	6	75%
Traffic	T	2.7	5	18	6	120%
Juvenile Total			149	343	131	87.9%
Totals			312	777	310	99.4%



	Total Filings with %
Custody Visitation (CV)	83 27%
Criminal Misdemeanor (CM)	50 16%
Show Cause (SC)	35 11%
Criminal Felony (CF)	21 7%
Delinquency Misdemeanor (DM)	21 7%
Others	102 33%
Total	312 100%

Special Case Activities

Non-Case	NC	1.0	1
Emeraency Protective Order	PE	1.0	8

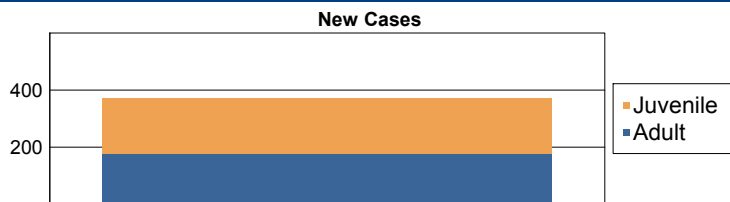
Commonwealth of Virginia
Caseload Statistics of the J&DR District Courts

Suffolk

August 2016

	Filing Type	Hearings Per Case	Filings	Hearings	Concluded	Clearance Rate
Adult						
Protective Order - Non Familv Abuse	AP	2.0	1	2	2	200%
Capias	CA	2.7	13	53	18	138%
Criminal Felonv	CF	2.8	22	61	16	73%
Criminal Misdemeanor	CM	2.8	56	163	44	79%
Protective Order – Familv Abuse	FP	2.5	18	46	24	133%
Motion - Modifv Protective Order	MP	1.0	1	1	1	100%
Other	OT	0.0	0	1	0	0%
Remand Support	RS	1.0	1	1	1	100%
Show Cause	SC	3.5	41	160	53	129%
Civil Support	VS	2.5	23	76	42	183%
Adult Total			176	564	201	114.2%
Juvenile						
Protective Order – Non Familv Abuse	AP	0.0	1	1	0	0%
Capias	CA	0.0	1	1	0	0%
Custody Visitation	CV	1.7	134	226	102	76%
Delinquency Felonv	DF	4.3	5	49	15	300%
Delinquency Misdemeanor	DM	3.3	30	112	26	87%
Foster Care Review	FC	1.0	1	1	1	100%
Paternity	PT	0.0	2	2	0	0%
Remand Custody	RC	1.0	1	1	1	100%
Remand Visitation	RV	1.0	1	1	1	100%
Show Cause	SC	2.7	0	7	3	0%
Status Offense	ST	0.0	6	11	0	0%
Traffic	T	2.6	12	28	10	83%
Juvenile Total			194	440	159	82.0%

Totals			370	1,004	360	97.3%
---------------	--	--	------------	--------------	------------	--------------



	Total Filings with %
Custody Visitation (CV)	134 36%
Criminal Misdemeanor (CM)	56 15%
Show Cause (SC)	41 11%
Delinquency Misdemeanor (DM)	30 8%
Civil Support (VS)	23 6%
Others	86 23%
Total	370 100%

Special Case Activities

Emergency Protective Order	PE	1.0	21
Temporarv Detention Order	TD	1.0	4

Commonwealth of Virginia
Caseload Statistics of the J&DR District Courts

Suffolk

July 2016

	Filing Type	Hearings Per Case	Filings	Hearings	Concluded	Clearance Rate
Adult						
Capias	CA	2.8	16	40	12	75%
Criminal Felonv	CF	2.1	16	33	10	63%
Criminal Misdemeanor	CM	2.9	52	134	47	90%
Protective Order – Family Abuse	FP	2.3	13	21	7	54%
Motion - Modifv Protective Order	MP	1.5	1	2	2	200%
Other	OT	1.0	1	1	1	100%
Show Cause	SC	2.8	29	110	43	148%
Civil Support	VS	1.8	45	95	57	127%
Adult Total			173	436	179	103.5%
Juvenile						
Capias	CA	2.0	0	2	1	0%
Custody Visitation	CV	1.9	95	157	102	107%
Delinquencv Felonv	DF	4.1	9	60	12	133%
Delinquencv Misdemeanor	DM	3.8	22	68	16	73%
Permanencv Planning	PH	1.0	1	1	1	100%
Paternity	PT	2.0	0	4	4	0%
Show Cause	SC	2.0	3	6	2	67%
Status Offense	ST	3.8	1	9	5	500%
Traffic	T	2.5	6	11	4	67%
Juvenile Total			137	318	147	107.3%
Totals			310	754	326	105.2%



	Total Filings with %
Custody Visitation (CV)	95 31%
Criminal Misdemeanor (CM)	52 17%
Civil Support (VS)	45 15%
Show Cause (SC)	32 10%
Delinquency Misdemeanor (DM)	22 7%
Others	64 21%
Total	310 100%

Special Case Activities

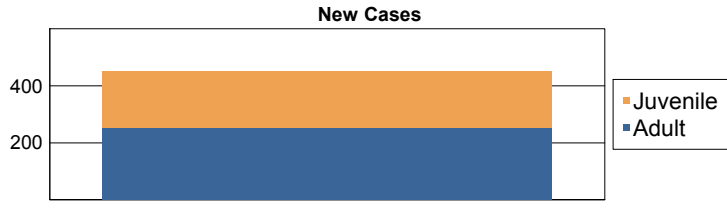
Emergency Protective Order	PE	1.0	17
----------------------------	----	-----	----

Commonwealth of Virginia
Caseload Statistics of the J&DR District Courts

Suffolk

June 2016

	Filing Type	Hearings Per Case	Filings	Hearings	Concluded	Clearance Rate
Adult						
Protective Order - Non Family Abuse	AP	0.0	0	1	0	0%
Bond Forfeiture Show Cause	BF	1.0	1	1	1	100%
Capias	CA	2.9	17	55	23	135%
Criminal Felony	CF	3.5	10	43	21	210%
Criminal Misdemeanor	CM	3.1	59	179	76	129%
Protective Order – Family Abuse	FP	2.4	13	36	18	138%
Motion - Modify Protective Order	MP	1.0	5	5	5	100%
Remand Support	RS	1.0	10	10	10	100%
Show Cause	SC	2.9	59	195	105	178%
Restricted License - Support	SL	1.0	1	1	1	100%
Civil Support	VS	1.8	78	134	80	103%
Adult Total			253	660	340	134.4%
Juvenile						
Protective Order – Non Family Abuse	AP	2.3	1	4	3	300%
Capias	CA	3.0	1	2	1	100%
Custody Visitation	CV	1.4	114	168	110	96%
Delinquency Felony	DF	4.7	37	100	21	57%
Delinquency Misdemeanor	DM	5.5	22	71	14	64%
Foster Care Review	FC	1.0	3	3	3	100%
Paternity	PT	2.0	2	4	2	100%
Remand Custody	RC	1.0	3	3	3	100%
Remand Visitation	RV	1.0	3	3	3	100%
Show Cause	SC	1.0	5	6	1	20%
Status Offense	ST	3.0	1	16	7	700%
Traffic	T	2.4	8	22	19	238%
Juvenile Total			200	402	187	93.5%
Totals			453	1,062	527	116.3%



	Total Filings with %
Custody Visitation (CV)	114 25%
Civil Support (VS)	78 17%
Show Cause (SC)	64 14%
Criminal Misdemeanor (CM)	59 13%
Delinquency Felony (DF)	37 8%
Others	101 22%
Total	453 100%

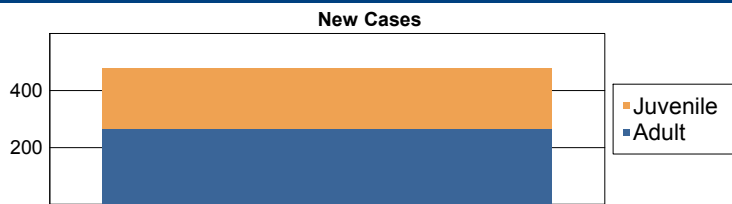
Special Case Activities

Emergency Protective Order	PE	1.0	26
Temporary Detention Order	TD	1.0	6

Commonwealth of Virginia
Caseload Statistics of the J&DR District Courts
 May 2016

Suffolk

	Filing Type	Hearings Per Case	Filings	Hearings	Concluded	Clearance Rate
Adult						
Protective Order - Non Familv Abuse	AP	0.0	1	1	0	0%
Capias	CA	3.4	7	33	11	157%
Criminal Felonv	CF	2.7	14	54	15	107%
Criminal Misdemeanor	CM	3.1	47	153	42	89%
Protective Order – Familv Abuse	FP	2.0	12	25	9	75%
Motion - Modifv Protective Order	MP	1.0	5	5	4	80%
Other	OT	1.0	1	1	1	100%
Remand Support	RS	1.0	10	10	10	100%
Show Cause	SC	2.3	70	179	60	86%
Civil Support	VS	1.5	98	140	86	88%
Adult Total			265	601	238	89.8%
Juvenile						
Protective Order – Non Familv Abuse	AP	2.0	3	5	1	33%
Capias	CA	0.0	1	1	0	0%
Custody Visitation	CV	1.2	139	197	129	93%
Delinquency Felonv	DF	6.0	8	76	27	338%
Delinquency Misdemeanor	DM	4.3	15	111	47	313%
Foster Care Review	FC	1.0	4	4	4	100%
Initial Foster Care Review	IF	1.0	1	1	1	100%
Permanency Planning	PH	1.0	2	2	2	100%
Paternity	PT	2.2	4	9	5	125%
Remand Custody	RC	1.0	7	7	7	100%
Remand Visitation	RV	1.0	7	7	7	100%
Show Cause	SC	2.5	2	5	2	100%
Status Offense	ST	3.3	9	20	3	33%
Traffic	T	2.7	12	29	15	125%
Juvenile Total			214	474	250	116.8%
Totals			479	1,075	488	101.9%



	Total Filings with %
Custody Visitation (CV)	139 29%
Civil Support (VS)	98 20%
Show Cause (SC)	72 15%
Criminal Misdemeanor (CM)	47 10%
Delinquency Misdemeanor (DM)	15 3%
Others	108 23%
Total	479 100%

Special Case Activities


Emergency Protective Order	PE	1.0	36
Emergency Custody Order	EC	1.0	2
Temporary Detention Order	TD	1.0	10

Commonwealth of Virginia
Caseload Statistics of the J&DR District Courts

Suffolk

April 2016

	Filing Type	Hearings Per Case	Filings	Hearings	Concluded	Clearance Rate
Adult						
Bond Forfeiture Show Cause	BF	2.0	0	1	1	0%
Capias	CA	2.9	15	40	17	113%
Criminal Felony	CF	3.6	11	32	8	73%
Criminal Misdemeanor	CM	3.2	49	124	43	88%
Protective Order – Family Abuse	FP	2.3	10	27	15	150%
Motion - Modify Protective Order	MP	1.0	2	2	2	100%
Other	OT	5.0	0	2	1	0%
Remand Support	RS	1.0	1	1	1	100%
Show Cause	SC	2.8	60	176	65	108%
Civil Support	VS	1.6	84	126	87	104%
Adult Total			232	531	240	103.4%
Juvenile						
Capias	CA	0.0	0	1	0	0%
Custody Visitation	CV	1.6	114	160	125	110%
Delinquency Felony	DF	6.3	5	30	3	60%
Delinquency Misdemeanor	DM	2.7	18	51	12	67%
Foster Care Review	FC	1.0	1	1	1	100%
Permanency Planning	PH	1.0	3	3	3	100%
Paternity	PT	2.0	2	4	2	100%
Child at Risk of Abuse or Neglect	RI	2.0	1	2	1	100%
Show Cause	SC	0.0	0	2	0	0%
Status Offense	ST	0.0	3	9	0	0%
Traffic	T	2.6	4	22	10	250%
Juvenile Total			151	285	157	104.0%
Totals			383	816	397	103.7%



	Total Filings with %
Custody Visitation (CV)	114 30%
Civil Support (VS)	84 22%
Show Cause (SC)	60 16%
Criminal Misdemeanor (CM)	49 13%
Delinquency Misdemeanor (DM)	18 5%
Others	58 15%
Total	383 100%

Special Case Activities

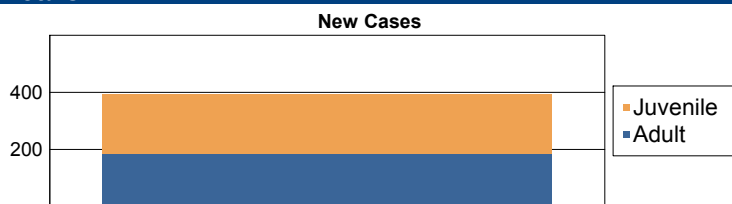
Emergency Protective Order	PE	1.0	47
Emergency Custody Order	EC	1.0	12
Emergency Protective Order	PE	1.0	2
Temporary Detention Order	TD	1.0	12

Commonwealth of Virginia
Caseload Statistics of the J&DR District Courts

Suffolk

March 2016

	Filing Type	Hearings Per Case	Filings	Hearings	Concluded	Clearance Rate
Adult						
Bond Forfeiture Show Cause	BF	1.0	2	2	1	50%
Capias	CA	3.3	11	41	12	109%
Criminal Felony	CF	4.1	7	29	13	186%
Criminal Misdemeanor	CM	3.2	35	151	73	209%
Protective Order – Family Abuse	FP	2.3	15	36	17	113%
Motion - Modify Protective Order	MP	1.0	8	8	8	100%
Other	OT	0.0	0	1	0	0%
Remand Support	RS	1.0	3	3	3	100%
Show Cause	SC	3.0	53	182	71	134%
Civil Support	VS	1.9	51	111	65	127%
Adult Total			185	564	263	142.2%
Juvenile						
Capias	CA	0.0	1	1	0	0%
Custody Visitation	CV	1.6	142	195	125	88%
Delinquency Felony	DF	9.0	13	58	20	154%
Delinquency Misdemeanor	DM	6.7	24	85	30	125%
Foster Care Review	FC	1.0	2	2	2	100%
Paternity	PT	1.0	5	6	1	20%
Remand Custody	RC	1.0	3	3	3	100%
Remand Visitation	RV	1.0	3	3	3	100%
Show Cause	SC	0.0	1	1	0	0%
Status Offense	ST	5.0	1	12	5	500%
Traffic	T	2.6	14	29	14	100%
Juvenile Total			209	395	203	97.1%
Totals			394	959	466	118.3%



	Total Filings with %
Custody Visitation (CV)	142 36%
Show Cause (SC)	54 14%
Civil Support (VS)	51 13%
Criminal Misdemeanor (CM)	35 9%
Delinquency Misdemeanor (DM)	24 6%
Others	88 22%
Total	394 100%

Special Case Activities

Emergency Protective Order	PE	1.0	39
Emergency Custody Order	EC	1.0	6
Temporary Detention Order	TD	1.0	6

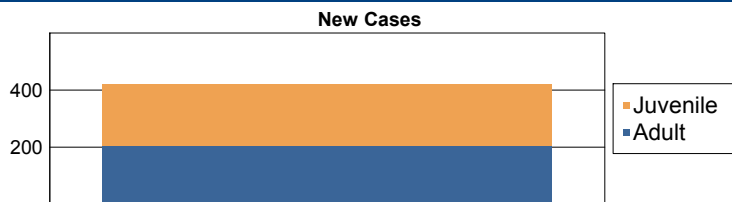
Commonwealth of Virginia
Caseload Statistics of the J&DR District Courts

Suffolk

February 2016

	Filing Type	Hearings Per Case	Filings	Hearings	Concluded	Clearance Rate
Adult						
Capias	CA	3.0	10	37	8	80%
Criminal Felonv	CF	2.9	18	91	58	322%
Criminal Misdemeanor	CM	2.7	38	168	84	221%
Protective Order – Family Abuse	FP	2.1	18	34	11	61%
Motion - Modifv Protective Order	MP	1.0	6	6	6	100%
Other	OT	3.0	0	2	2	0%
Remand Support	RS	1.0	17	17	17	100%
Show Cause	SC	2.8	46	179	60	130%
Civil Support	VS	1.7	50	95	47	94%
Adult Total			203	629	293	144.3%
Juvenile						
Abuse or Nealect	AN	3.0	0	1	1	0%
Capias	CA	3.5	0	2	2	0%
Custodv Visitation	CV	1.5	118	156	101	86%
Delinquencv Felonv	DF	5.1	14	95	21	150%
Delinquencv Misdemeanor	DM	4.0	23	99	28	122%
Foster Care Review	FC	1.0	2	2	2	100%
Permanencv Planning	PH	1.0	1	1	1	100%
Paternity	PT	2.3	3	9	7	233%
Remand Custodv	RC	1.0	23	23	23	100%
Remand Visitation	RV	1.0	15	15	15	100%
Show Cause	SC	2.0	1	3	2	200%
Status Offense	ST	3.4	3	15	5	167%
Traffic	T	3.5	13	42	16	123%
Juvenile Total			216	463	224	103.7%

Totals			419	1,092	517	123.4%
---------------	--	--	------------	--------------	------------	---------------



	Total Filings with %
Custody Visitation (CV)	118 28%
Civil Support (VS)	50 12%
Show Cause (SC)	47 11%
Criminal Misdemeanor (CM)	38 9%
Delinquency Misdemeanor (DM)	23 5%
Others	143 34%
Total	419 100%

Special Case Activities

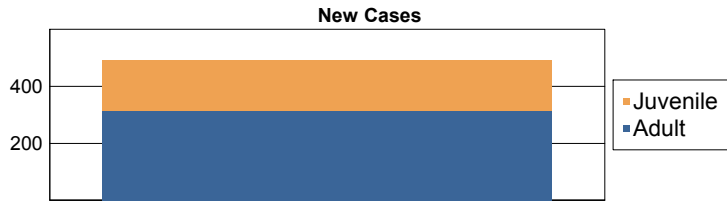
Emeraency Protective Order	PE	1.0	35
Emeraencv Custodv Order	EC	1.0	4
Temporarv Detention Order	TD	1.0	2

Commonwealth of Virginia
Caseload Statistics of the J&DR District Courts

Suffolk

January 2016

	Filing Type	Hearings Per Case	Filings	Hearings	Concluded	Clearance Rate
Adult						
Protective Order - Non Familv Abuse	AP	3.0	0	1	1	0%
Capias	CA	3.1	20	48	22	110%
Criminal Felonv	CF	3.0	35	83	14	40%
Criminal Misdemeanor	CM	3.3	90	225	69	77%
Protective Order – Familv Abuse	FP	2.8	8	21	9	113%
Motion - Modifv Protective Order	MP	1.0	2	2	2	100%
Other	OT	0.0	0	3	0	0%
Remand Support	RS	1.0	3	3	3	100%
Show Cause	SC	2.6	92	201	68	74%
Civil Support	VS	1.8	64	125	75	117%
Adult Total			314	712	263	83.8%
Juvenile						
Abuse or Nealect	AN	0.0	1	2	0	0%
Capias	CA	3.0	0	1	1	0%
Custody Visitation	CV	1.2	129	166	129	100%
Delinquencv Felonv	DF	3.4	9	65	28	311%
Delinquencv Misdemeanor	DM	3.6	18	79	30	167%
Foster Care Review	FC	1.0	3	3	3	100%
Remand Custody	RC	1.0	3	3	3	100%
Remand Visitation	RV	1.0	2	2	2	100%
Show Cause	SC	0.0	1	2	0	0%
Status Offense	ST	4.5	4	11	4	100%
Traffic	T	3.5	7	40	11	157%
Juvenile Total			177	374	211	119.2%
Totals			491	1,086	474	96.5%



	Total Filings with %
Custody Visitation (CV)	129 26%
Show Cause (SC)	93 19%
Criminal Misdemeanor (CM)	90 18%
Civil Support (VS)	64 13%
Criminal Felony (CF)	35 7%
Others	80 16%
Total	491 100%

Special Case Activities

Emeraencv Protective Order	PE	1.0	35
Emeraencv Custody Order	EC	1.0	8
Temporarv Detention Order	TD	1.0	16


Commonwealth of Virginia
Caseload Statistics of the J&DR District Courts

Surry

December 2016

	Filing Type	Hearings Per Case	Filings	Hearings	Concluded	Clearance Rate
Adult						
Capias	CA	0.0	0	2	0	0%
Criminal Felony	CF	4.0	0	1	1	0%
Criminal Misdemeanor	CM	2.4	7	22	10	143%
Protective Order – Family Abuse	FP	0.0	2	3	0	0%
Show Cause	SC	2.0	6	13	8	133%
Civil Support	VS	3.0	0	4	2	0%
Adult Total			15	45	21	140.0%
Juvenile						
Custody Visitation	CV	1.8	9	34	8	89%
Delinquency Misdemeanor	DM	2.0	0	6	1	0%
Status Offense	ST	0.0	0	1	0	0%
Traffic	T	0.0	7	11	0	0%
Juvenile Total			16	52	9	56.3%
Totals			31	97	30	96.8%

New Cases



	Total Filings with %	
Custody Visitation (CV)	9	29%
Criminal Misdemeanor (CM)	7	23%
Traffic (T)	7	23%
Show Cause (SC)	6	19%
Protective Order – Family Abuse (FP)	2	6%
Others	0	0%
Total	31	100%

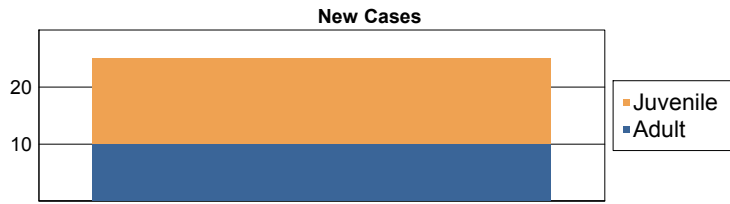
Special Case Activities

Non-Case	NC	0.0	0
----------	----	-----	---

Commonwealth of Virginia
Caseload Statistics of the J&DR District Courts
November 2016

Surry

	Filing Type	Hearings Per Case	Filings	Hearings	Concluded	Clearance Rate
Adult						
Capias	CA	0.0	0	1	0	0%
Criminal Misdemeanor	CM	1.0	4	7	2	50%
Show Cause	SC	7.5	3	10	2	67%
Civil Support	VS	2.3	3	7	3	100%
Adult Total			10	25	7	70.0%
Juvenile						
Custody Visitation	CV	1.9	9	34	9	100%
Delinquency Misdemeanor	DM	0.0	2	4	0	0%
Traffic	T	0.0	4	6	0	0%
Juvenile Total			15	44	9	60.0%
Totals			25	69	16	64.0%



	Total Filings with %	
Custody Visitation (CV)	9	36%
Criminal Misdemeanor (CM)	4	16%
Traffic (T)	4	16%
Civil Support (VS)	3	12%
Show Cause (SC)	3	12%
Others	2	8%
Total	25	100%

Special Case Activities

Non-Case	NC	1.0	1
Non-Case	NC	0.0	0


Commonwealth of Virginia
Caseload Statistics of the J&DR District Courts

Surry

October 2016

	Filing Type	Hearings Per Case	Filings	Hearings	Concluded	Clearance Rate
Adult						
Capias	CA	4.5	0	5	2	0%
Criminal Felony	CF	4.0	0	2	1	0%
Criminal Misdemeanor	CM	1.7	8	15	7	88%
Protective Order – Family Abuse	FP	0.0	1	1	0	0%
Show Cause	SC	4.6	3	19	9	300%
Civil Support	VS	1.7	4	7	3	75%
Adult Total			16	49	22	137.5%
Juvenile						
Custody Visitation	CV	1.4	9	14	5	56%
Delinquency Misdemeanor	DM	0.0	1	2	0	0%
Status Offense	ST	4.0	0	2	1	0%
Traffic	T	1.0	5	5	1	20%
Juvenile Total			15	23	7	46.7%
Totals			31	72	29	93.5%

New Cases



	Total Filings with %	
Custody Visitation (CV)	9	29%
Criminal Misdemeanor (CM)	8	26%
Traffic (T)	5	16%
Civil Support (VS)	4	13%
Show Cause (SC)	3	10%
Others	2	6%
Total	31	100%

Special Case Activities

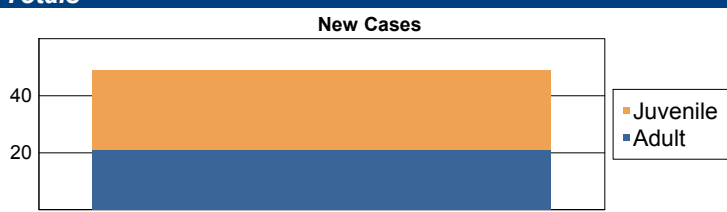
Non-Case	NC	1.0	1
----------	----	-----	---

Commonwealth of Virginia
Caseload Statistics of the J&DR District Courts

Surry

September 2016

	Filing Type	Hearings Per Case	Filings	Hearings	Concluded	Clearance Rate
Adult						
Capias	CA	1.8	5	7	4	80%
Criminal Felony	CF	2.0	0	3	2	0%
Criminal Misdemeanor	CM	1.3	8	12	8	100%
Criminal Support	CS	4.0	0	1	1	0%
Protective Order – Family Abuse	FP	3.0	0	1	1	0%
Show Cause	SC	4.0	4	22	7	175%
Civil Support	VS	2.6	4	10	5	125%
Adult Total			21	56	28	133.3%
Juvenile						
Custody Visitation	CV	1.9	24	32	14	58%
Delinquency Felony	DF	0.0	0	1	0	0%
Delinquency Misdemeanor	DM	0.0	1	3	0	0%
Status Offense	ST	0.0	0	1	0	0%
Traffic	T	1.0	3	3	1	33%
Juvenile Total			28	40	15	53.6%
Totals			49	96	43	87.8%



	Total Filings with %
Custody Visitation (CV)	24 49%
Criminal Misdemeanor (CM)	8 16%
Capias (CA)	5 10%
Civil Support (VS)	4 8%
Show Cause (SC)	4 8%
Others	4 8%
Total	49 100%

Special Case Activities

Non-Case	NC	1.0	2
Non-Case	NC	0.0	0

Commonwealth of Virginia
Caseload Statistics of the J&DR District Courts

Surry

August 2016

	Filing Type	Hearings Per Case	Filings	Hearings	Concluded	Clearance Rate
Adult						
Capias	CA	3.0	0	5	2	0%
Criminal Felonv	CF	0.0	0	4	0	0%
Criminal Misdemeanor	CM	2.0	11	15	8	73%
Protective Order – Family Abuse	FP	4.0	0	2	1	0%
Show Cause	SC	1.0	6	13	4	67%
Civil Support	VS	1.0	3	3	1	33%
Adult Total			20	42	16	80.0%
Juvenile						
Custody Visitation	CV	3.1	4	9	7	175%
Delinquency Felonv	DF	3.0	0	7	4	0%
Delinquency Misdemeanor	DM	2.0	0	4	1	0%
Status Offense	ST	0.0	0	2	0	0%
Traffic	T	1.0	3	3	2	67%
Juvenile Total			7	25	14	200.0%
Totals			27	67	30	111.1%



	Total Filings with %	
Criminal Misdemeanor (CM)	11	41%
Show Cause (SC)	6	22%
Custody Visitation (CV)	4	15%
Civil Support (VS)	3	11%
Traffic (T)	3	11%
Others	0	0%
Total	27	100%

Special Case Activities

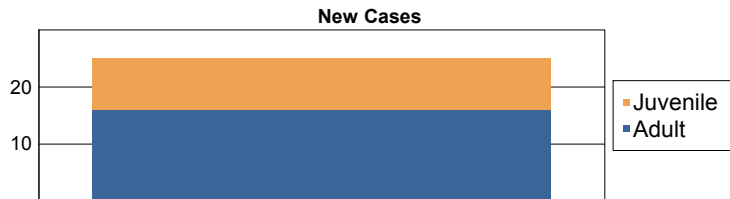
Non-Case	NC	0.0	0
----------	----	-----	---

Commonwealth of Virginia
Caseload Statistics of the J&DR District Courts

Surry

July 2016

	Filing Type	Hearings Per Case	Filings	Hearings	Concluded	Clearance Rate
Adult						
Capias	CA	3.4	2	8	5	250%
Criminal Felony	CF	3.0	3	4	1	33%
Criminal Misdemeanor	CM	2.3	5	10	6	120%
Criminal Support	CS	0.0	0	1	0	0%
Protective Order – Familv Abuse	FP	0.0	1	2	0	0%
Show Cause	SC	3.0	4	19	9	225%
Civil Support	VS	3.5	1	7	4	400%
Adult Total			16	51	25	156.3%
Juvenile						
Custody Visitation	CV	0.0	2	11	0	0%
Delinquency Felony	DF	0.0	4	8	0	0%
Delinquency Misdemeanor	DM	0.0	2	3	0	0%
Traffic	T	1.0	1	1	1	100%
Juvenile Total			9	23	1	11.1%
Totals			25	74	26	104.0%



	Total Filings with %	
Criminal Misdemeanor (CM)	5	20%
Delinquency Felony (DF)	4	16%
Show Cause (SC)	4	16%
Criminal Felony (CF)	3	12%
Capias (CA)	2	8%
Others	7	28%
Total	25	100%

Commonwealth of Virginia
Caseload Statistics of the J&DR District Courts

Surry

June 2016

	Filing Type	Hearings Per Case	Filings	Hearings	Concluded	Clearance Rate
Adult						
Capias	CA	0.0	2	4	0	0%
Criminal Felonv	CF	9.0	1	3	1	100%
Criminal Misdemeanor	CM	1.0	3	7	3	100%
Show Cause	SC	0.0	2	6	0	0%
Civil Support	VS	1.0	1	3	1	100%
Adult Total			9	23	5	55.6%
Juvenile						
Custody Visitation	CV	1.8	1	8	4	400%
Delinquency Felonv	DF	3.0	0	3	2	0%
Delinquency Misdemeanor	DM	0.0	2	3	0	0%
Status Offense	ST	0.0	0	1	0	0%
Juvenile Total			3	15	6	200.0%
Totals			12	38	11	91.7%



	Total Filings with %
Criminal Misdemeanor (CM)	3 25%
Capias (CA)	2 17%
Delinquency Misdemeanor (DM)	2 17%
Show Cause (SC)	2 17%
Civil Support (VS)	1 8%
Others	2 17%
Total	12 100%

Special Case Activities

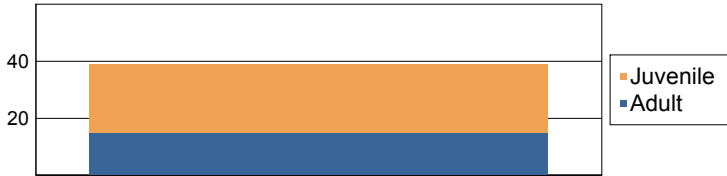
Non-Case	NC	1.0	1
----------	----	-----	---

Commonwealth of Virginia
Caseload Statistics of the J&DR District Courts
 May 2016

Surry

	Filing Type	Hearings Per Case	Filings	Hearings	Concluded	Clearance Rate
Adult						
Capias	CA	6.0	0	2	1	0%
Criminal Felony	CF	2.7	2	7	3	150%
Criminal Misdemeanor	CM	3.1	3	14	9	300%
Protective Order – Family Abuse	FP	0.0	0	1	0	0%
Show Cause	SC	4.5	4	19	6	150%
Civil Support	VS	1.3	6	9	6	100%
Adult Total			15	52	25	166.7%
Juvenile						
Custody Visitation	CV	2.7	23	43	33	143%
Delinquency Felony	DF	7.0	0	10	7	0%
Delinquency Misdemeanor	DM	7.5	1	6	4	400%
Status Offense	ST	0.0	0	1	0	0%
Juvenile Total			24	60	44	183.3%
Totals			39	112	69	176.9%

New Cases



	Total Filings with %	
Custody Visitation (CV)	23	59%
Civil Support (VS)	6	15%
Show Cause (SC)	4	10%
Criminal Misdemeanor (CM)	3	8%
Criminal Felony (CF)	2	5%
Others	1	3%
Total	39	100%

Special Case Activities

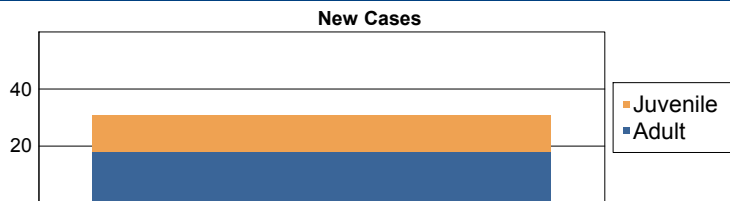
Non-Case	NC	0.0	0
----------	----	-----	---

Commonwealth of Virginia
Caseload Statistics of the J&DR District Courts

Surry

April 2016

	Filing Type	Hearings Per Case	Filings	Hearings	Concluded	Clearance Rate
Adult						
Capias	CA	0.0	0	3	0	0%
Criminal Felonv	CF	2.0	1	4	1	100%
Criminal Misdemeanor	CM	1.3	10	15	6	60%
Protective Order – Family Abuse	FP	0.0	1	1	0	0%
Show Cause	SC	1.5	3	16	4	133%
Civil Support	VS	1.7	3	7	3	100%
Adult Total			18	46	14	77.8%
Juvenile						
Custody Visitation	CV	2.1	6	13	7	117%
Delinquency Felonv	DF	0.0	4	7	0	0%
Delinquency Misdemeanor	DM	4.0	1	3	1	100%
Paternity	PT	0.0	0	1	0	0%
Status Offense	ST	0.0	2	2	0	0%
Juvenile Total			13	26	8	61.5%
Totals			31	72	22	71.0%



	Total Filings with %	
Criminal Misdemeanor (CM)	10	32%
Custody Visitation (CV)	6	19%
Delinquency Felony (DF)	4	13%
Civil Support (VS)	3	10%
Show Cause (SC)	3	10%
Others	5	16%
Total	31	100%

Special Case Activities

Non-Case	NC	1.0	1
Non-Case	NC	1.0	1

Commonwealth of Virginia
Caseload Statistics of the J&DR District Courts

Surry

March 2016

	Filing Type	Hearings Per Case	Filings	Hearings	Concluded	Clearance Rate
Adult						
Capias	CA	0.0	1	2	0	0%
Criminal Felony	CF	0.0	1	1	0	0%
Criminal Misdemeanor	CM	3.0	5	9	5	100%
Protective Order – Family Abuse	FP	3.0	0	1	1	0%
Show Cause	SC	2.5	4	12	4	100%
Civil Support	VS	3.0	3	10	7	233%
Adult Total			14	35	17	121.4%
Juvenile						
Custody Visitation	CV	2.7	12	18	6	50%
Delinquency Felony	DF	8.0	0	4	1	0%
Delinquency Misdemeanor	DM	4.7	0	5	3	0%
Juvenile Total			12	27	10	83.3%
Totals			26	62	27	103.8%



	Total Filings with %	
Custody Visitation (CV)	12	46%
Criminal Misdemeanor (CM)	5	19%
Show Cause (SC)	4	15%
Civil Support (VS)	3	12%
Capias (CA)	1	4%
Others	1	4%
Total	26	100%

Special Case Activities

Non-Case	NC	1.0	8
Non-Case	NC	1.0	6

Commonwealth of Virginia
Caseload Statistics of the J&DR District Courts

Surry

February 2016

	Filing Type	Hearings Per Case	Filings	Hearings	Concluded	Clearance Rate
Adult						
Capias	CA	1.0	1	3	1	100%
Criminal Felonv	CF	0.0	2	3	0	0%
Criminal Misdemeanor	CM	1.5	10	15	6	60%
Protective Order – Family Abuse	FP	1.0	2	3	1	50%
Show Cause	SC	3.7	10	27	6	60%
Civil Support	VS	1.4	7	12	5	71%
Adult Total			32	63	19	59.4%
Juvenile						
Custody Visitation	CV	3.5	7	33	21	300%
Delinquency Felonv	DF	0.0	0	5	0	0%
Delinquency Misdemeanor	DM	4.0	0	4	2	0%
Paternity	PT	0.0	1	1	0	0%
Show Cause	SC	1.0	1	1	1	100%
Juvenile Total			9	44	24	266.7%
Totals			41	107	43	104.9%

New Cases



	Total Filings with %	
Show Cause (SC)	11	27%
Criminal Misdemeanor (CM)	10	24%
Civil Support (VS)	7	17%
Custody Visitation (CV)	7	17%
Criminal Felony (CF)	2	5%
Others	4	10%
Total	41	100%

Special Case Activities

Non-Case	NC	1.0	2
----------	----	-----	---

Commonwealth of Virginia
Caseload Statistics of the J&DR District Courts

Surry

January 2016

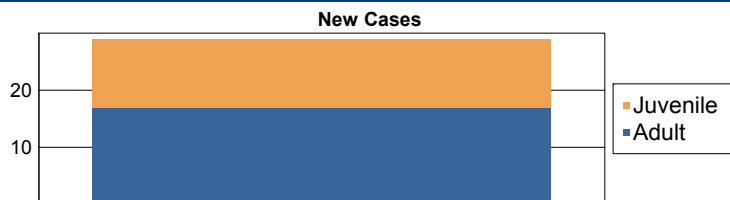
	Filing Type	Hearings Per Case	Filings	Hearings	Concluded	Clearance Rate
<u>Special Case Activities</u>						
Non-Case	NC	0.0	1			

**Commonwealth of Virginia
Caseload Statistics of the J&DR District Courts**

Sussex

December 2016

	Filing Type	Hearings Per Case	Filings	Hearings	Concluded	Clearance Rate
Adult						
Bond Forfeiture Show Cause	BF	4.0	0	1	1	0%
Capias	CA	3.0	3	7	5	167%
Criminal Felony	CF	3.0	0	7	1	0%
Criminal Misdemeanor	CM	7.0	5	10	2	40%
Protective Order – Family Abuse	FP	1.0	2	2	2	100%
Show Cause	SC	3.9	5	23	10	200%
Civil Support	VS	2.0	2	7	4	200%
Adult Total			17	57	25	147.1%
Juvenile						
Child in Need of Services	CS	0.0	1	3	0	0%
Custody Visitation	CV	1.5	8	28	15	188%
Delinquency Felony	DF	3.7	0	13	3	0%
Delinquency Misdemeanor	DM	5.0	2	15	3	150%
Show Cause	SC	7.0	0	3	1	0%
Traffic	T	3.0	0	2	1	0%
	VA	0.0	1	1	0	0%
Juvenile Total			12	65	23	191.7%
Totals			29	122	48	165.5%



	Total Filings with %
Custody Visitation (CV)	8 28%
Criminal Misdemeanor (CM)	5 17%
Show Cause (SC)	5 17%
Capias (CA)	3 10%
Civil Support (VS)	2 7%
Others	6 21%
Total	29 100%

Special Case Activities

Emergency Protective Order	PE	1.0	6
----------------------------	----	-----	---


Commonwealth of Virginia
Caseload Statistics of the J&DR District Courts

Sussex

November 2016

	Filing Type	Hearings Per Case	Filings	Hearings	Concluded	Clearance Rate
Adult						
Protective Order - Non Family Abuse	AP	2.0	0	1	1	0%
Bond Forfeiture Show Cause	BF	0.0	0	1	0	0%
Capias	CA	1.0	1	3	1	100%
Criminal Felony	CF	0.0	1	2	0	0%
Criminal Misdemeanor	CM	3.7	2	6	3	150%
Protective Order – Family Abuse	FP	1.5	2	4	2	100%
Show Cause	SC	2.5	5	16	4	80%
Civil Support	VS	1.7	5	11	6	120%
Adult Total			16	44	17	106.3%
Juvenile						
Child in Need of Services	CS	0.0	1	1	0	0%
Custody Visitation	CV	1.5	18	25	8	44%
Delinquency Felony	DF	7.0	1	13	2	200%
Delinquency Misdemeanor	DM	4.7	3	16	3	100%
Juvenile Support	JS	0.0	0	1	0	0%
Show Cause	SC	0.0	1	3	0	0%
Traffic	T	1.3	3	4	3	100%
Juvenile Total			27	63	16	59.3%
Totals			43	107	33	76.7%

New Cases



	Total Filings with %
Custody Visitation (CV)	18 42%
Show Cause (SC)	6 14%
Civil Support (VS)	5 12%
Delinquency Misdemeanor (DM)	3 7%
Traffic (T)	3 7%
Others	8 19%
Total	43 100%

Special Case Activities


Non-Case	NC	0.0	1
Emergency Protective Order	PE	1.0	2

**Commonwealth of Virginia
Caseload Statistics of the J&DR District Courts**

Sussex

October 2016

	Filing Type	Hearings Per Case	Filings	Hearings	Concluded	Clearance Rate
Adult						
Protective Order - Non Family Abuse	AP	0.0	1	1	0	0%
Capias	CA	2.7	4	12	3	75%
Criminal Felony	CF	2.0	4	5	1	25%
Criminal Misdemeanor	CM	2.8	1	17	11	1,100%
Protective Order – Family Abuse	FP	2.0	2	4	3	150%
Motion - Modify Protective Order	MP	2.0	1	2	1	100%
Show Cause	SC	3.8	6	34	12	200%
Civil Support	VS	1.2	5	7	5	100%
Adult Total			24	82	36	150.0%
Juvenile						
Child in Need of Services	CS	11.0	0	1	1	0%
Custody Visitation	CV	3.0	14	30	8	57%
Delinquency Felony	DF	6.0	0	11	3	0%
Delinquency Misdemeanor	DM	2.0	8	25	6	75%
Entrustment Agreement	ET	12.0	0	1	1	0%
Foster Care Review	FC	3.0	0	1	1	0%
Show Cause	SC	1.0	2	4	2	100%
Traffic	T	1.2	9	11	9	100%
Juvenile Total			33	84	31	93.9%
Totals			57	166	67	117.5%



	Total Filings with %	
Custody Visitation (CV)	14	25%
Traffic (T)	9	16%
Delinquency Misdemeanor (DM)	8	14%
Show Cause (SC)	8	14%
Civil Support (VS)	5	9%
Others	13	23%
Total	57	100%

Special Case Activities

Emergency Protective Order	PE	1.0	3
Non-Case	NC	1.0	8


Commonwealth of Virginia
Caseload Statistics of the J&DR District Courts

Sussex

September 2016

	Filing Type	Hearings Per Case	Filings	Hearings	Concluded	Clearance Rate
Adult						
Bond Forfeiture Show Cause	BF	0.0	0	1	0	0%
Capias	CA	1.0	1	6	1	100%
Criminal Felony	CF	3.5	2	9	6	300%
Criminal Misdemeanor	CM	3.9	7	20	9	129%
Protective Order – Family Abuse	FP	0.0	2	3	0	0%
Remand Support	RS	1.0	2	2	2	100%
Show Cause	SC	2.0	9	19	3	33%
Civil Support	VS	2.6	12	19	10	83%
Adult Total			35	79	31	88.6%
Juvenile						
Child in Need of Services	CS	0.0	0	1	0	0%
Custody Visitation	CV	1.7	14	20	9	64%
Delinquency Felony	DF	0.0	0	16	0	0%
Delinquency Misdemeanor	DM	3.3	8	27	10	125%
Entrustment Agreement	ET	0.0	0	1	0	0%
Foster Care Review	FC	1.0	3	3	1	33%
Juvenile Support	JS	0.0	0	1	0	0%
Remand Custody	RC	1.0	2	2	2	100%
Remand Visitation	RV	1.0	1	1	1	100%
Show Cause	SC	0.0	0	3	0	0%
Status Offense	ST	1.0	1	1	1	100%
Traffic	T	1.7	3	8	7	233%
Juvenile Total			32	84	31	96.9%
Totals			67	163	62	92.5%

New Cases



	Total Filings with %
Custody Visitation (CV)	14 21%
Civil Support (VS)	12 18%
Show Cause (SC)	9 13%
Delinquency Misdemeanor (DM)	8 12%
Criminal Misdemeanor (CM)	7 10%
Others	17 25%
Total	67 100%

Special Case Activities

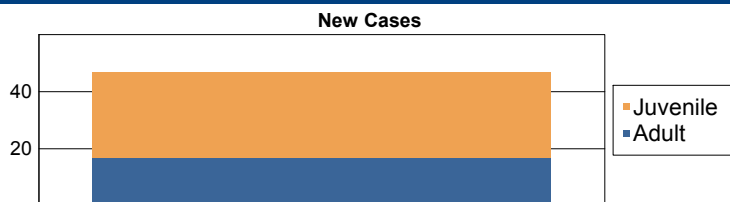
Emergency Protective Order	PE	1.0	6
----------------------------	----	-----	---

Commonwealth of Virginia
Caseload Statistics of the J&DR District Courts

Sussex

August 2016

	Filing Type	Hearings Per Case	Filings	Hearings	Concluded	Clearance Rate
Adult						
Bond Forfeiture Show Cause	BF	0.0	1	1	0	0%
Capias	CA	4.7	2	12	6	300%
Criminal Felony	CF	4.3	2	8	3	150%
Criminal Misdemeanor	CM	3.8	2	21	6	300%
Protective Order – Family Abuse	FP	1.0	1	1	1	100%
Show Cause	SC	3.4	4	29	10	250%
Civil Support	VS	4.7	5	10	6	120%
Adult Total			17	82	32	188.2%
Juvenile						
Capias	CA	3.0	0	1	1	0%
Custody Visitation	CV	4.1	8	22	16	200%
Delinquency Felony	DF	0.0	4	21	0	0%
Delinquency Misdemeanor	DM	2.7	11	43	6	55%
Foster Care Review	FC	1.0	1	1	1	100%
Show Cause	SC	0.0	1	3	0	0%
Status Offense	ST	5.0	0	1	1	0%
Traffic	T	1.8	5	9	5	100%
Truancy/Runaway (Child in Need of Supervision)	TR	7.0	0	2	1	0%
Juvenile Total			30	103	31	103.3%
Totals			47	185	63	134.0%



	Total Filings with %
Delinquency Misdemeanor (DM)	11 23%
Custody Visitation (CV)	8 17%
Civil Support (VS)	5 11%
Show Cause (SC)	5 11%
Traffic (T)	5 11%
Others	13 28%
Total	47 100%

Special Case Activities

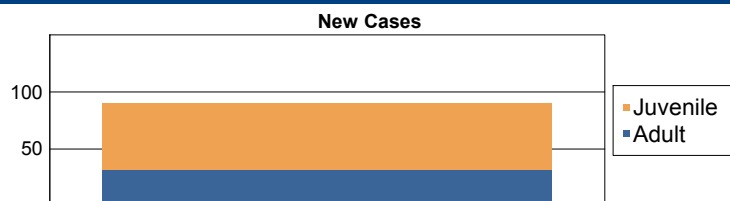
Emergency Protective Order	PE	1.0	4
----------------------------	----	-----	---

Commonwealth of Virginia
Caseload Statistics of the J&DR District Courts

Sussex

July 2016

	Filing Type	Hearings Per Case	Filings	Hearings	Concluded	Clearance Rate
Adult						
Capias	CA	2.0	4	8	5	125%
Criminal Felony	CF	0.0	3	6	0	0%
Criminal Misdemeanor	CM	5.0	11	25	3	27%
Protective Order – Family Abuse	FP	2.0	1	2	1	100%
Show Cause	SC	3.4	7	29	12	171%
Civil Support	VS	2.0	6	10	5	83%
Adult Total			32	80	26	81.3%
Juvenile						
Capias	CA	0.0	1	3	0	0%
Custody Visitation	CV	2.2	11	22	13	118%
Delinquency Felony	DF	4.5	10	17	2	20%
Delinquency Misdemeanor	DM	3.6	21	41	12	57%
Juvenile Support	JS	0.0	1	1	0	0%
Show Cause	SC	6.0	1	2	1	100%
Status Offense	ST	0.0	0	1	0	0%
Traffic	T	1.2	13	15	6	46%
Truancy/Runaway (Child in Need of Supervision)	TR	0.0	0	1	0	0%
Juvenile Total			58	103	34	58.6%
Totals			90	183	60	66.7%



	Total Filings with %
Delinquency Misdemeanor (DM)	21 23%
Traffic (T)	13 14%
Criminal Misdemeanor (CM)	11 12%
Custody Visitation (CV)	11 12%
Delinquency Felony (DF)	10 11%
Others	24 27%
Total	90 100%

Special Case Activities

Emergency Protective Order	PE	1.0	5
Temporary Detention Order	TD	1.0	2

Commonwealth of Virginia
Caseload Statistics of the J&DR District Courts

Sussex

June 2016

	Filing Type	Hearings Per Case	Filings	Hearings	Concluded	Clearance Rate
Adult						
Capias	CA	3.0	2	14	3	150%
Criminal Felony	CF	5.0	0	1	1	0%
Criminal Misdemeanor	CM	2.5	1	6	2	200%
Show Cause	SC	3.6	13	41	15	115%
Civil Support	VS	2.1	5	18	10	200%
Adult Total			21	80	31	147.6%
Juvenile						
Capias	CA	0.0	0	2	0	0%
Child in Need of Services	CS	3.0	0	2	1	0%
Custody Visitation	CV	1.5	13	34	11	85%
Delinquency Felony	DF	6.0	1	20	6	600%
Delinquency Misdemeanor	DM	4.9	6	19	7	117%
Paternity	PT	1.0	1	1	1	100%
Show Cause	SC	1.0	1	3	1	100%
Traffic	T	2.0	2	4	1	50%
Truancy/Runaway (Child in Need of Supervision)	TR	6.0	0	1	1	0%
Juvenile Total			24	86	29	120.8%
Totals			45	166	60	133.3%

New Cases



	Total Filings with %	
Show Cause (SC)	14	31%
Custody Visitation (CV)	13	29%
Delinquency Misdemeanor (DM)	6	13%
Civil Support (VS)	5	11%
Capias (CA)	2	4%
Others	5	11%
Total	45	100%

Special Case Activities

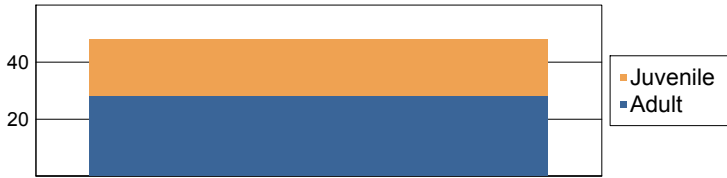
Emergency Protective Order	PE	1.0	1
----------------------------	----	-----	---

Commonwealth of Virginia
Caseload Statistics of the J&DR District Courts
 May 2016

Sussex

	Filing Type	Hearings Per Case	Filings	Hearings	Concluded	Clearance Rate
Adult						
Capias	CA	2.5	5	10	2	40%
Criminal Felonv	CF	3.4	0	14	5	0%
Criminal Misdemeanor	CM	4.0	4	16	7	175%
Protective Order – Family Abuse	FP	2.7	1	3	3	300%
Motion - Modifv Protective Order	MP	1.0	1	1	1	100%
Show Cause	SC	3.1	11	42	12	109%
Civil Support	VS	1.8	6	9	5	83%
Adult Total			28	95	35	125.0%
Juvenile						
Abuse or Neadlect	AN	4.0	0	1	1	0%
Capias	CA	2.0	2	3	1	50%
Child in Need of Services	CS	5.0	1	2	1	100%
Custody Visitation	CV	2.1	5	25	8	160%
Delinquency Felonv	DF	9.0	0	19	2	0%
Delinquency Misdemeanor	DM	2.5	6	15	4	67%
Initial Foster Care Review	IF	1.0	1	1	1	100%
Paternity	PT	4.0	0	1	1	0%
Show Cause	SC	0.0	0	1	0	0%
Traffic	T	1.0	5	5	3	60%
Truancy/Runaway (Child in Need of Supervision)	TR	0.0	0	1	0	0%
Juvenile Total			20	74	22	110.0%
Totals			48	169	57	118.8%

New Cases



	Total Filings with %
Show Cause (SC)	11 23%
Capias (CA)	7 15%
Civil Support (VS)	6 13%
Delinquency Misdemeanor (DM)	6 13%
Custody Visitation (CV)	5 10%
Others	13 27%
Total	48 100%

Special Case Activities

Emergency Protective Order	PE	1.0	3
Temporary Detention Order	TD	1.0	2

**Commonwealth of Virginia
Caseload Statistics of the J&DR District Courts**

Sussex

April 2016

	Filing Type	Hearings Per Case	Filings	Hearings	Concluded	Clearance Rate
Adult						
Capias	CA	2.3	1	8	3	300%
Criminal Felony	CF	0.0	4	6	0	0%
Criminal Misdemeanor	CM	4.8	6	19	4	67%
Protective Order – Family Abuse	FP	0.0	1	2	0	0%
Remand Support	RS	1.0	1	1	1	100%
Show Cause	SC	3.8	8	32	8	100%
Civil Support	VS	1.2	11	17	9	82%
Adult Total			32	85	25	78.1%

Juvenile						
Abuse or Neglect	AN	0.0	0	1	0	0%
Custody Visitation	CV	1.3	9	21	7	78%
Delinquency Felony	DF	0.0	4	12	0	0%
Delinquency Misdemeanor	DM	2.8	2	17	4	200%
Remand Custody	RC	1.0	1	1	1	100%
Show Cause	SC	0.0	0	1	0	0%
Traffic	T	0.0	1	1	0	0%
Truancy/Runaway (Child in Need of Supervision)	TR	0.0	0	2	0	0%
Juvenile Total			17	56	12	70.6%

Totals			49	141	37	75.5%
---------------	--	--	-----------	------------	-----------	--------------



	Total Filings with %
Civil Support (VS)	11 22%
Custody Visitation (CV)	9 18%
Show Cause (SC)	8 16%
Criminal Misdemeanor (CM)	6 12%
Criminal Felony (CF)	4 8%
Others	11 22%
Total	49 100%

Special Case Activities

Non-Case	NC	1.0	1
Emergency Protective Order	PE	1.0	3
Temporary Detention Order	TD	1.0	2

**Commonwealth of Virginia
Caseload Statistics of the J&DR District Courts**

Sussex

March 2016

	Filing Type	Hearings Per Case	Filings	Hearings	Concluded	Clearance Rate
Adult						
Capias	CA	0.0	1	3	0	0%
Criminal Felony	CF	2.0	6	11	1	17%
Criminal Misdemeanor	CM	2.0	3	10	1	33%
Protective Order – Family Abuse	FP	2.4	3	9	5	167%
Show Cause	SC	2.3	13	33	7	54%
Civil Support	VS	4.0	4	13	4	100%
Adult Total			30	79	18	60.0%
Juvenile						
Abuse or Neglect	AN	0.0	1	2	0	0%
Custody Visitation	CV	2.0	15	36	11	73%
Delinquency Felony	DF	6.0	0	9	2	0%
Delinquency Misdemeanor	DM	3.0	4	13	3	75%
Remand Custody	RC	1.0	1	1	1	100%
Show Cause	SC	0.0	1	1	0	0%
Traffic	T	4.0	0	2	2	0%
Truancy/Runaway (Child in Need of Supervision)	TR	0.0	1	1	0	0%
Juvenile Total			23	65	19	82.6%
Totals			53	144	37	69.8%

New Cases



	Total Filings with %	
Custody Visitation (CV)	15	28%
Show Cause (SC)	14	26%
Criminal Felony (CF)	6	11%
Civil Support (VS)	4	8%
Delinquency Misdemeanor (DM)	4	8%
Others	10	19%
Total	53	100%

Special Case Activities

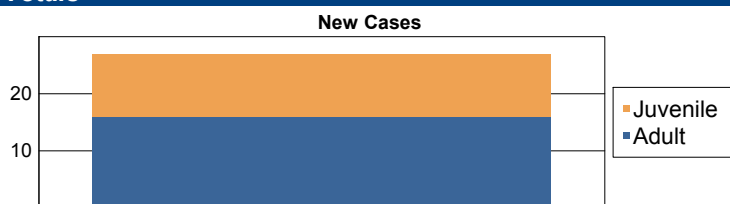
Emergency Protective Order	PE	1.0	6
----------------------------	----	-----	---

Commonwealth of Virginia
Caseload Statistics of the J&DR District Courts

Sussex

February 2016

	Filing Type	Hearings Per Case	Filings	Hearings	Concluded	Clearance Rate
Adult						
Capias	CA	2.0	3	9	3	100%
Criminal Felony	CF	9.0	2	4	1	50%
Criminal Misdemeanor	CM	4.5	3	12	2	67%
Protective Order – Family Abuse	FP	0.0	1	4	0	0%
Show Cause	SC	4.1	5	30	8	160%
Civil Support	VS	2.3	2	9	6	300%
Adult Total			16	68	20	125.0%
Juvenile						
Custody Visitation	CV	2.0	0	26	11	0%
Delinquency Felony	DF	3.0	7	14	1	14%
Delinquency Misdemeanor	DM	4.0	3	13	2	67%
Paternity	PT	0.0	0	2	0	0%
Show Cause	SC	2.0	0	1	1	0%
Traffic	T	2.5	1	2	2	200%
Juvenile Total			11	58	17	154.5%
Totals			27	126	37	137.0%



	Total Filings with %	
Delinquency Felony (DF)	7	26%
Show Cause (SC)	5	19%
Capias (CA)	3	11%
Criminal Misdemeanor (CM)	3	11%
Delinquency Misdemeanor (DM)	3	11%
Others	6	22%
Total	27	100%

Special Case Activities

Emergency Protective Order	PE	1.0	4
----------------------------	----	-----	---


**Commonwealth of Virginia
Caseload Statistics of the J&DR District Courts**

Sussex

January 2016

	Filing Type	Hearings Per Case	Filings	Hearings	Concluded	Clearance Rate
Adult						
Capias	CA	2.0	1	3	1	100%
Criminal Felonv	CF	3.0	0	4	3	0%
Criminal Misdemeanor	CM	3.7	7	22	6	86%
Protective Order – Family Abuse	FP	2.0	3	4	1	33%
Show Cause	SC	4.1	6	28	8	133%
Civil Support	VS	1.8	7	18	5	71%
Adult Total			24	79	24	100.0%
Juvenile						
Child in Need of Services	CS	0.0	0	1	0	0%
Custody Visitation	CV	1.7	13	33	21	162%
Delinquency Felonv	DF	2.0	0	4	1	0%
Delinquency Misdemeanor	DM	2.5	3	9	2	67%
Permanency Planning	PH	2.0	0	3	3	0%
Paternity	PT	2.0	1	3	2	200%
Show Cause	SC	0.0	1	1	0	0%
Traffic	T	1.8	2	8	6	300%
Termination of Parental Rights	TP	2.0	0	9	9	0%
Juvenile Total			20	71	44	220.0%
Totals			44	150	68	154.5%

New Cases



	Total Filings with %	
Custody Visitation (CV)	13	30%
Civil Support (VS)	7	16%
Criminal Misdemeanor (CM)	7	16%
Show Cause (SC)	7	16%
Delinquency Misdemeanor (DM)	3	7%
Others	7	16%
Total	44	100%

Special Case Activities

Emergency Protective Order	PE	1.0	7
----------------------------	----	-----	---

Commonwealth of Virginia
Caseload Statistics of the J&DR District Courts

Tazewell

December 2016

	Filing Type	Hearings Per Case	Filings	Hearings	Concluded	Clearance Rate
Adult						
Capias	CA	2.3	6	17	6	100%
Criminal Felonv	CF	4.0	8	34	7	88%
Criminal Misdemeanor	CM	3.6	23	73	25	109%
Protective Order – Family Abuse	FP	2.1	10	27	13	130%
Motion - Modifv Protective Order	MP	1.0	4	4	3	75%
Other	OT	0.0	1	1	0	0%
Remand Support	RS	1.0	2	2	2	100%
Show Cause	SC	2.6	39	103	38	97%
Civil Support	VS	2.0	30	60	30	100%
Adult Total			123	321	124	100.8%
Juvenile						
Relief of Custody	CR	1.0	1	1	1	100%
Child in Need of Services	CS	2.0	1	4	1	100%
Custody Visitation	CV	2.4	51	156	71	139%
Delinquency Felonv	DF	2.7	4	29	3	75%
Delinquency Misdemeanor	DM	2.4	17	46	9	53%
Emancipation	EP	1.0	1	1	1	100%
Entrustment Agreement	ET	1.0	2	2	2	100%
Foster Care Review	FC	1.0	7	7	5	71%
Protective Order – Family Abuse	FP	2.0	1	2	1	100%
Initial Foster Care Review	IF	1.0	2	2	2	100%
Motion - Modifv Protective Order	MP	2.0	0	3	3	0%
Protective Order – Stalking/Acts of Violence	PC	3.0	0	2	1	0%
Permanency Plannina	PH	1.8	4	7	4	100%
Paternity	PT	1.2	4	7	5	125%
Remand Custody	RC	1.0	5	5	5	100%
Show Cause	SC	1.5	3	6	2	67%
Status Offense	ST	2.0	4	7	2	50%
Traffic	T	0.0	1	3	0	0%
Termination of Parental Rihts	TP	0.0	11	20	0	0%
Truancy/Runaway (Child in Need of Supervision)	TR	3.1	17	24	7	41%
Juvenile Total			136	334	125	91.9%
Totals			259	655	249	96.1%



	Total Filings with %
Custody Visitation (CV)	51 20%
Show Cause (SC)	42 16%
Civil Support (VS)	30 12%
Criminal Misdemeanor (CM)	23 9%
Delinquency Misdemeanor (DM)	17 7%
Others	96 37%
Total	259 100%

Special Case Activities

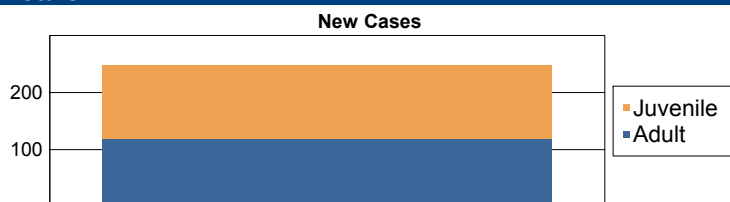
Non-Case	NC	1.2	5
Emergency Protective Order	PE	1.0	36

Commonwealth of Virginia
Caseload Statistics of the J&DR District Courts

Tazewell

November 2016

	Filing Type	Hearings Per Case	Filings	Hearings	Concluded	Clearance Rate
Adult						
Capias	CA	3.2	7	26	10	143%
Criminal Felonv	CF	4.1	7	21	14	200%
Criminal Misdemeanor	CM	3.3	24	68	16	67%
Protective Order – Family Abuse	FP	1.8	9	17	6	67%
Motion - Modifv Protective Order	MP	1.0	1	1	1	100%
Protective Order – Stalking/Acts of Violence	PC	3.0	0	1	1	0%
Remand Support	RS	1.0	3	3	3	100%
Show Cause	SC	3.1	31	109	39	126%
Civil Support	VS	1.5	37	60	29	78%
Adult Total			119	306	119	100.0%
Juvenile						
Abuse or Neglect	AN	2.8	1	5	4	400%
Child in Need of Services	CS	0.0	2	3	0	0%
Custody Visitation	CV	2.3	62	161	80	129%
Delinquency Felonv	DF	3.0	18	39	1	6%
Delinquency Misdemeanor	DM	2.8	20	46	8	40%
Foster Care Review	FC	1.0	10	10	10	100%
Initial Foster Care Review	IF	1.0	2	2	2	100%
Protective Order – Stalking/Acts of Violence	PC	0.0	1	1	0	0%
Permanency Planning	PH	1.0	1	1	1	100%
Paternity	PT	1.0	1	2	1	100%
Remand Custody	RC	1.0	4	4	4	100%
Show Cause	SC	0.0	1	1	0	0%
Status Offense	ST	1.0	5	7	5	100%
Traffic	T	2.3	2	14	10	500%
Truancy/Runaway (Child in Need of Supervision)	TR	7.0	0	2	2	0%
Juvenile Total			130	298	128	98.5%
Totals			249	604	247	99.2%



	Total Filings with %
Custody Visitation (CV)	62 25%
Civil Support (VS)	37 15%
Show Cause (SC)	32 13%
Criminal Misdemeanor (CM)	24 10%
Delinquency Misdemeanor (DM)	20 8%
Others	74 30%
Total	249 100%

Special Case Activities

Non-Case	NC	1.5	2
Emergency Protective Order	PE	1.0	25
Temporary Detention Order	TD	1.0	2

Commonwealth of Virginia
Caseload Statistics of the J&DR District Courts

Tazewell

October 2016

	Filing Type	Hearings Per Case	Filings	Hearings	Concluded	Clearance Rate
Adult						
Protective Order - Non Familv Abuse	AP	1.0	2	2	2	100%
Capias	CA	2.7	8	28	9	113%
Criminal Felonv	CF	4.2	4	37	9	225%
Criminal Misdemeanor	CM	3.8	19	100	33	174%
Protective Order – Familv Abuse	FP	1.8	7	15	5	71%
Other	OT	2.0	0	4	4	0%
Protective Order – Stalking/Acts of Violence	PC	0.0	0	1	0	0%
Remand Support	RS	1.0	2	2	2	100%
Show Cause	SC	3.1	27	111	29	107%
Civil Support	VS	2.0	23	58	24	104%
Adult Total			92	358	117	127.2%
Juvenile						
Abuse or Nealect	AN	2.0	2	3	3	150%
Child in Need of Services	CS	1.0	3	4	1	33%
Custody Visitation	CV	1.9	71	137	51	72%
Delinquency Felonv	DF	5.3	2	15	4	200%
Delinquency Misdemeanor	DM	3.8	13	36	11	85%
Foster Care Review	FC	1.0	1	1	1	100%
Protective Order – Familv Abuse	FP	0.0	0	1	0	0%
Initial Foster Care Review	IF	1.0	1	1	1	100%
Motion - Modifv Protective Order	MP	1.0	4	4	1	25%
Permanency Planning	PH	1.0	2	2	2	100%
Paternity	PT	1.0	4	5	2	50%
Remand Custodv	RC	1.0	1	1	1	100%
Show Cause	SC	0.0	0	1	0	0%
Status Offense	ST	1.0	4	5	3	75%
Traffic	T	1.3	11	14	10	91%
Termination of Parental Rihts	TP	4.0	0	3	3	0%
Truancy/Runaway (Child in Need of Supervision)	TR	3.0	1	14	2	200%
Juvenile Total			120	247	96	80.0%
Totals			212	605	213	100.5%

New Cases



	Total Filings with %
Custody Visitation (CV)	71 33%
Show Cause (SC)	27 13%
Civil Support (VS)	23 11%
Criminal Misdemeanor (CM)	19 9%
Delinquency Misdemeanor (DM)	13 6%
Others	59 28%
Total	212 100%

Special Case Activities

Non-Case	NC	1.0	7
Emergency Protective Order	PE	1.1	19
Emergency Protective Order	PE	1.0	2
Temporary Detention Order	TD	1.0	2

Commonwealth of Virginia
Caseload Statistics of the J&DR District Courts
September 2016

Tazewell

	Filing Type	Hearings Per Case	Filings	Hearings	Concluded	Clearance Rate
Adult						
Capias	CA	3.1	2	20	10	500%
Criminal Felony	CF	4.8	10	45	4	40%
Criminal Misdemeanor	CM	4.0	26	93	33	127%
Protective Order – Family Abuse	FP	1.8	10	18	10	100%
Other	OT	0.0	0	1	0	0%
Protective Order – Stalking/Acts of Violence	PC	2.0	1	3	2	200%
Remand Support	RS	1.0	3	3	3	100%
Show Cause	SC	3.4	27	107	48	178%
Civil Support	VS	2.9	17	49	24	141%
Adult Total			96	339	134	139.6%
Juvenile						
Abuse or Neglect	AN	2.5	6	16	6	100%
Relief of Custody	CR	1.0	1	1	1	100%
Child in Need of Services	CS	1.0	1	2	1	100%
Custody Visitation	CV	2.8	54	155	70	130%
Delinquency Felony	DF	4.5	2	12	2	100%
Delinquency Misdemeanor	DM	2.0	2	15	2	100%
Entrustment Agreement	ET	1.7	1	3	3	300%
Foster Care Review	FC	1.0	3	3	3	100%
Protective Order – Family Abuse	FP	0.0	1	1	0	0%
Initial Foster Care Review	IF	1.0	2	2	2	100%
Motion - Modify Protective Order	MP	3.0	0	3	3	0%
Permanency Planning	PH	1.0	1	1	1	100%
Paternity	PT	2.0	0	2	1	0%
Remand Custody	RC	1.0	4	4	4	100%
Show Cause	SC	0.0	0	2	0	0%
Status Offense	ST	2.5	1	5	2	200%
Traffic	T	2.3	3	7	4	133%
Termination of Parental Rights	TP	0.0	0	3	0	0%
Truancy/Runaway (Child in Need of Supervision)	TR	4.3	1	18	7	700%
Juvenile Total			83	255	112	134.9%
Totals			179	594	246	137.4%

New Cases



	Total Filings with %
Custody Visitation (CV)	54 30%
Show Cause (SC)	27 15%
Criminal Misdemeanor (CM)	26 15%
Civil Support (VS)	17 9%
Protective Order – Family Abuse (FP)	11 6%
Others	44 25%
Total	179 100%

Special Case Activities

Non-Case	NC	1.0	4
Emergency Protective Order	PE	1.0	23
Temporary Detention Order	TD	1.0	6

Commonwealth of Virginia
Caseload Statistics of the J&DR District Courts
August 2016

Tazewell

	Filing Type	Hearings Per Case	Filings	Hearings	Concluded	Clearance Rate
Adult						
Cabias	CA	5.8	14	32	5	36%
Criminal Felonv	CF	3.3	14	47	13	93%
Criminal Misdemeanor	CM	3.4	43	119	20	47%
Protective Order – Family Abuse	FP	2.3	8	15	4	50%
Motion - Modifv Protective Order	MP	1.0	1	1	1	100%
Protective Order – Stalking/Acts of Violence	PC	0.0	2	2	0	0%
Remand Support	RS	1.0	2	2	2	100%
Show Cause	SC	2.6	36	146	42	117%
Civil Support	VS	2.3	33	64	32	97%
Adult Total			153	428	119	77.8%
Juvenile						
Abuse or Nealect	AN	3.6	3	13	5	167%
Child in Need of Services	CS	5.0	1	6	1	100%
Custody Visitation	CV	3.0	99	269	122	123%
Delinquency Felonv	DF	2.8	6	14	4	67%
Delinquency Misdemeanor	DM	2.5	10	35	14	140%
Entrustment Agreement	ET	0.0	2	2	0	0%
Foster Care Review	FC	1.0	1	1	1	100%
Initial Foster Care Review	IF	1.0	7	7	7	100%
Motion - Modifv Protective Order	MP	2.0	0	5	2	0%
Permanency Planning	PH	1.3	2	3	3	150%
Paternity	PT	1.0	3	5	2	67%
Remand Custody	RC	1.0	10	10	10	100%
Child at Risk of Abuse or Nealect	RI	2.0	0	2	2	0%
Show Cause	SC	0.0	0	1	0	0%
Status Offense	ST	3.0	0	4	3	0%
Traffic	T	1.8	15	29	19	127%
Termination of Parental Rihts	TP	0.0	0	2	0	0%
Truancy/Runaway (Child in Need of Supervision)	TR	0.0	0	4	0	0%
Juvenile Total			159	412	195	122.6%
Totals			312	840	314	100.6%

New Cases



	Total Filings with %
Custody Visitation (CV)	99 32%
Criminal Misdemeanor (CM)	43 14%
Show Cause (SC)	36 12%
Civil Support (VS)	33 11%
Traffic (T)	15 5%
Others	86 28%
Total	312 100%

Special Case Activities

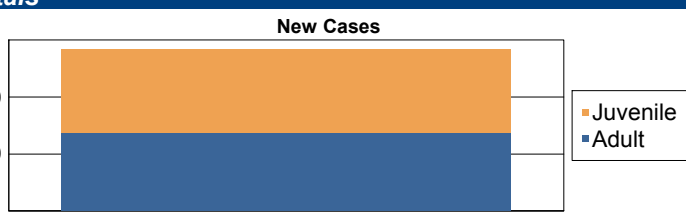
Non-Case	NC	1.0	4
Emergency Protective Order	PE	1.0	40
Emergency Protective Order	PE	1.0	2

Commonwealth of Virginia
Caseload Statistics of the J&DR District Courts

Tazewell

July 2016

	Filing Type	Hearings Per Case	Filings	Hearings	Concluded	Clearance Rate
Adult						
Capias	CA	2.3	10	25	10	100%
Criminal Felonv	CF	2.9	7	25	10	143%
Criminal Misdemeanor	CM	4.1	18	101	33	183%
Protective Order – Family Abuse	FP	2.8	6	13	8	133%
Motion - Modifv Protective Order	MP	1.0	3	3	3	100%
Protective Order – Stalking/Acts of Violence	PC	2.0	0	1	1	0%
Remand Support	RS	1.0	1	1	1	100%
Show Cause	SC	3.9	52	130	37	71%
Civil Support	VS	2.7	40	73	37	93%
Adult Total			137	372	140	102.2%
Juvenile						
Abuse or Neglect	AN	3.3	1	10	3	300%
Child in Need of Services	CS	5.0	0	1	1	0%
Custody Visitation	CV	3.2	78	173	53	68%
Delinquency Felonv	DF	4.0	5	15	5	100%
Delinquency Misdemeanor	DM	2.7	13	41	10	77%
Foster Care Review	FC	1.0	7	7	7	100%
Initial Foster Care Review	IF	1.0	4	4	4	100%
Motion - Modifv Protective Order	MP	0.0	4	4	0	0%
Permanency Planning	PH	1.0	3	3	2	67%
Paternity	PT	3.0	0	2	2	0%
Remand Custody	RC	1.0	2	2	2	100%
Child at Risk of Abuse or Neglect	RI	0.0	2	2	0	0%
Show Cause	SC	1.5	1	2	2	200%
Status Offense	ST	2.0	0	5	3	0%
Traffic	T	1.6	23	37	23	100%
Termination of Parental Rights	TP	4.0	2	3	1	50%
Truancy/Runaway (Child in Need of Supervision)	TR	8.0	1	9	3	300%
Juvenile Total			146	320	121	82.9%
Totals			283	692	261	92.2%



	Total Filings with %
Custody Visitation (CV)	78 28%
Show Cause (SC)	53 19%
Civil Support (VS)	40 14%
Traffic (T)	23 8%
Criminal Misdemeanor (CM)	18 6%
Others	71 25%
Total	283 100%

Special Case Activities

Non-Case	NC	1.0	8
Emergency Protective Order	PE	1.0	19

Commonwealth of Virginia
Caseload Statistics of the J&DR District Courts

Tazewell

June 2016

	Filing Type	Hearings Per Case	Filings	Hearings	Concluded	Clearance Rate
Adult						
Capias	CA	2.8	4	14	6	150%
Criminal Felony	CF	3.8	17	37	5	29%
Criminal Misdemeanor	CM	3.6	23	100	36	157%
Protective Order – Family Abuse	FP	1.6	4	9	7	175%
Motion - Modifv Protective Order	MP	1.0	1	1	1	100%
Other	OT	1.0	2	3	2	100%
Remand Support	RS	1.0	3	3	3	100%
Show Cause	SC	2.9	42	113	25	60%
Restricted License - Support	SL	1.0	1	1	1	100%
Civil Support	VS	1.5	35	56	31	89%
Adult Total			132	337	117	88.6%

Juvenile						
Abuse or Neglect	AN	3.0	6	13	3	50%
Protective Order – Non Family Abuse	AP	3.0	0	2	2	0%
Relief of Custody	CR	1.0	3	3	3	100%
Child in Need of Services	CS	2.0	0	5	2	0%
Custody Visitation	CV	3.4	51	213	101	198%
Delinquency Felony	DF	4.6	8	20	5	63%
Delinquency Misdemeanor	DM	2.7	24	57	24	100%
Entrustment Agreement	ET	1.0	1	1	1	100%
Foster Care Review	FC	1.0	4	4	4	100%
Initial Foster Care Review	IF	1.0	2	2	2	100%
Motion - Modifv Protective Order	MP	0.0	1	1	0	0%
Permanency Planning	PH	1.0	3	3	3	100%
Paternity	PT	2.5	1	4	2	200%
Remand Custody	RC	1.0	8	8	8	100%
Show Cause	SC	1.5	2	5	2	100%
Status Offense	ST	2.2	6	12	5	83%
Traffic	T	1.8	4	9	4	100%
Termination of Parental Rights	TP	1.0	2	5	2	100%
Truancy/Runaway (Child in Need of Supervision)	TR	3.2	0	25	5	0%
Juvenile Total			126	392	178	141.3%

Totals			258	729	295	114.3%
---------------	--	--	------------	------------	------------	---------------

New Cases



	Total Filings with %
Custody Visitation (CV)	51 20%
Show Cause (SC)	44 17%
Civil Support (VS)	35 14%
Delinquency Misdemeanor (DM)	24 9%
Criminal Misdemeanor (CM)	23 9%
Others	81 31%
Total	258 100%

Special Case Activities

Non-Case	NC	1.0	4
Emergency Protective Order	PE	1.0	28
Emergency Custody Order	EC	1.0	2

Commonwealth of Virginia
Caseload Statistics of the J&DR District Courts

Tazewell

May 2016

	Filing Type	Hearings Per Case	Filings	Hearings	Concluded	Clearance Rate
Adult						
Protective Order - Non Family Abuse	AP	2.0	0	1	1	0%
Capias	CA	2.9	9	40	18	200%
Criminal Felony	CF	3.1	10	34	14	140%
Criminal Misdemeanor	CM	3.8	31	122	30	97%
Protective Order – Family Abuse	FP	2.0	8	20	11	138%
Motion - Modify Protective Order	MP	1.0	1	1	1	100%
Other	OT	0.0	4	5	0	0%
Protective Order – Stalking/Acts of Violence	PC	0.0	1	1	0	0%
Remand Support	RS	1.0	3	3	3	100%
Show Cause	SC	4.4	36	141	35	97%
Restricted License - Support	SL	1.0	2	2	2	100%
Civil Support	VS	2.5	28	66	35	125%
Adult Total			133	436	150	112.8%
Juvenile						
Abuse or Neglect	AN	3.0	3	10	1	33%
Protective Order – Non Family Abuse	AP	0.0	0	2	0	0%
Child in Need of Services	CS	6.0	0	7	1	0%
Custody Visitation	CV	3.5	80	194	74	93%
Delinquency Felony	DF	5.8	1	7	4	400%
Delinquency Misdemeanor	DM	2.8	5	20	4	80%
Foster Care Review	FC	1.0	9	9	9	100%
Initial Foster Care Review	IF	1.0	2	2	2	100%
Permanency Planning	PH	1.0	2	2	2	100%
Paternity	PT	3.0	1	5	3	300%
Remand Custody	RC	1.0	11	11	11	100%
Show Cause	SC	5.0	1	3	1	100%
Status Offense	ST	1.7	9	14	7	78%
Traffic	T	1.3	20	24	15	75%
Truancy/Runaway (Child in Need of Supervision)	TR	3.3	7	27	3	43%
Juvenile Total			151	337	137	90.7%
Totals			284	773	287	101.1%

New Cases



	Total Filings with %
Custody Visitation (CV)	80 28%
Show Cause (SC)	37 13%
Criminal Misdemeanor (CM)	31 11%
Civil Support (VS)	28 10%
Traffic (T)	20 7%
Others	88 31%
Total	284 100%

Special Case Activities

Non-Case	NC	1.0	4
Emergency Protective Order	PE	1.0	37
Temporary Detention Order	TD	1.0	2


Commonwealth of Virginia
Caseload Statistics of the J&DR District Courts

Tazewell

April 2016

	Filing Type	Hearings Per Case	Filings	Hearings	Concluded	Clearance Rate
Adult						
Protective Order - Non Family Abuse	AP	0.0	1	1	0	0%
Capias	CA	3.0	4	28	11	275%
Criminal Felony	CF	4.7	11	29	3	27%
Criminal Misdemeanor	CM	3.4	27	85	19	70%
Protective Order – Family Abuse	FP	2.9	10	22	7	70%
Motion - Modify Protective Order	MP	1.0	1	1	1	100%
Remand Support	RS	1.0	4	4	4	100%
Show Cause	SC	3.1	33	98	33	100%
Restricted License - Support	SL	1.0	2	2	2	100%
Civil Support	VS	2.2	26	58	29	112%
Adult Total			119	328	109	91.6%
Juvenile						
Abuse or Neglect	AN	3.1	3	13	10	333%
Child in Need of Services	CS	0.0	1	1	0	0%
Custody Visitation	CV	3.1	54	154	48	89%
Delinquency Felony	DF	5.0	1	10	4	400%
Delinquency Misdemeanor	DM	3.6	8	16	5	63%
Foster Care Review	FC	1.0	5	5	5	100%
Initial Foster Care Review	IF	1.0	2	2	2	100%
Permanency Planning	PH	1.0	1	1	1	100%
Paternity	PT	0.0	1	1	0	0%
Remand Custody	RC	1.0	10	10	10	100%
Show Cause	SC	2.3	2	7	4	200%
Status Offense	ST	2.0	6	9	2	33%
Traffic	T	1.8	8	15	9	113%
Truancy/Runaway (Child in Need of Supervision)	TR	3.0	9	24	1	11%
Juvenile Total			111	268	101	91.0%
Totals			230	596	210	91.3%

New Cases



	Total Filings with %
Custody Visitation (CV)	54 23%
Show Cause (SC)	35 15%
Criminal Misdemeanor (CM)	27 12%
Civil Support (VS)	26 11%
Criminal Felony (CF)	11 5%
Others	77 33%
Total	230 100%

Special Case Activities

Non-Case	NC	1.0	18
Emergency Protective Order	PE	1.0	30

Commonwealth of Virginia
Caseload Statistics of the J&DR District Courts

Tazewell

March 2016

	Filing Type	Hearings Per Case	Filings	Hearings	Concluded	Clearance Rate
Adult						
Capias	CA	2.9	13	47	18	138%
Criminal Felony	CF	4.6	10	37	7	70%
Criminal Misdemeanor	CM	4.1	19	108	27	142%
Protective Order – Family Abuse	FP	3.0	5	19	10	200%
Remand Support	RS	1.0	2	2	2	100%
Show Cause	SC	2.6	41	118	47	115%
Restricted License - Support	SL	1.0	1	1	1	100%
Civil Support	VS	1.8	31	61	25	81%
Adult Total			122	393	137	112.3%
Juvenile						
Abuse or Neglect	AN	3.4	1	22	9	900%
Protective Order – Non Family Abuse	AP	0.0	2	2	0	0%
Child in Need of Services	CS	0.0	2	8	0	0%
Custody Visitation	CV	2.7	77	244	84	109%
Delinquency Felony	DF	4.0	1	15	2	200%
Delinquency Misdemeanor	DM	3.9	5	24	12	240%
Foster Care Review	FC	1.0	7	7	7	100%
Initial Foster Care Review	IF	1.0	4	4	4	100%
Motion - Modify Protective Order	MP	1.0	5	5	5	100%
Permanency Planning	PH	1.0	2	2	2	100%
Paternity	PT	7.0	2	8	1	50%
Remand Custody	RC	1.0	4	4	4	100%
Show Cause	SC	3.0	1	5	2	200%
Status Offense	ST	2.5	2	5	2	100%
Traffic	T	1.6	8	12	8	100%
Termination of Parental Rights	TP	1.0	3	3	1	33%
Truancy/Runaway (Child in Need of Supervision)	TR	3.0	3	27	1	33%
Juvenile Total			129	397	144	111.6%
Totals			251	790	281	112.0%



	Total Filings with %
Custody Visitation (CV)	77 31%
Show Cause (SC)	42 17%
Civil Support (VS)	31 12%
Criminal Misdemeanor (CM)	19 8%
Capias (CA)	13 5%
Others	69 27%
Total	251 100%

Special Case Activities

Non-Case	NC	1.0	3
Emergency Protective Order	PE	1.0	30
Temporary Detention Order	TD	1.0	6

Commonwealth of Virginia
Caseload Statistics of the J&DR District Courts

Tazewell


February 2016

	Filing Type	Hearings Per Case	Filings	Hearings	Concluded	Clearance Rate
Adult						
Protective Order - Non Familv Abuse	AP	1.0	1	1	1	100%
Capias	CA	2.3	16	37	13	81%
Criminal Felonv	CF	5.3	9	34	21	233%
Criminal Misdemeanor	CM	3.1	22	124	40	182%
Protective Order – Familv Abuse	FP	2.4	13	30	12	92%
Motion - Modifv Protective Order	MP	1.5	2	3	2	100%
Other	OT	2.0	1	3	2	200%
Remand Support	RS	1.0	3	3	3	100%
Show Cause	SC	3.5	45	124	42	93%
Restricted License - Support	SL	1.0	1	1	1	100%
Civil Support	VS	2.0	33	55	24	73%
Adult Total			146	415	161	110.3%

Juvenile						
Abuse or Neadlect	AN	0.0	10	19	0	0%
Relief of Custodv	CR	3.0	0	1	1	0%
Child in Need of Services	CS	0.0	1	3	0	0%
Custodv Visitation	CV	2.6	63	164	40	63%
Delinquencv Felonv	DF	7.0	3	6	2	67%
Delinquencv Misdemeanor	DM	3.2	7	33	18	257%
Foster Care Review	FC	1.0	1	1	1	100%
Initial Foster Care Review	IF	1.0	1	1	1	100%
Motion - Modifv Protective Order	MP	1.0	3	3	3	100%
Permanencv Planning	PH	1.0	3	3	3	100%
Paternitv	PT	1.0	4	5	2	50%
Remand Custodv	RC	1.0	4	4	4	100%
Show Cause	SC	2.5	3	6	2	67%
Status Offense	ST	5.0	4	7	5	125%
Traffic	T	1.6	7	9	5	71%
Termination of Parental Rihts	TP	2.0	0	2	2	0%
Truancv/Runawav (Child in Need of Supervision)	TR	2.0	5	32	7	140%
Juvenile Total			119	299	96	80.7%

Totals			265	714	257	97.0%
---------------	--	--	------------	------------	------------	--------------

New Cases



	Total Filings with %
Custody Visitation (CV)	63 24%
Show Cause (SC)	48 18%
Civil Support (VS)	33 12%
Criminal Misdemeanor (CM)	22 8%
Capias (CA)	16 6%
Others	83 31%
Total	265 100%

Special Case Activities

Non-Case	NC	1.0	3
Emergencv Protective Order	PE	1.0	23
Temporary Detention Order	TD	1.0	4

Commonwealth of Virginia
Caseload Statistics of the J&DR District Courts

Tazewell

January 2016

	Filing Type	Hearings Per Case	Filings	Hearings	Concluded	Clearance Rate
Adult						
Protective Order - Non Familv Abuse	AP	2.0	1	2	1	100%
Capias	CA	3.1	14	35	14	100%
Criminal Felonv	CF	2.7	5	23	3	60%
Criminal Misdemeanor	CM	2.8	62	154	52	84%
Protective Order – Familv Abuse	FP	2.3	12	29	16	133%
Motion - Modifv Protective Order	MP	1.0	1	1	1	100%
Other	OT	1.0	3	3	1	33%
Show Cause	SC	4.0	26	111	42	162%
Restricted License - Support	SL	1.5	1	2	2	200%
Civil Support	VS	2.8	20	65	29	145%
Adult Total			145	425	161	111.0%
Juvenile						
Abuse or Nealect	AN	3.7	9	28	10	111%
Protective Order - Non Familv Abuse	AP	3.0	0	1	1	0%
Relief of Custodv	CR	2.0	1	3	1	100%
Child in Need of Services	CS	0.0	0	1	0	0%
Custodv Visitation	CV	2.7	67	269	104	155%
Delinquencv Felonv	DF	4.0	2	12	2	100%
Delinquencv Misdemeanor	DM	3.9	10	59	20	200%
Entrustment Aareement	ET	1.0	2	2	2	100%
Foster Care Review	FC	1.0	3	3	3	100%
Initial Foster Care Review	IF	1.0	6	6	6	100%
Permanencv Planning	PH	1.0	3	3	3	100%
Paternitv	PT	2.0	0	3	1	0%
Remand Custodv	RC	1.0	1	1	1	100%
Show Cause	SC	2.0	4	10	3	75%
Status Offense	ST	1.0	4	6	3	75%
Traffic	T	1.2	11	14	9	82%
Termination of Parental Rihts	TP	3.3	2	8	8	400%
Truancv/Runawav (Child in Need of Supervision)	TR	2.3	19	24	3	16%
Juvenile Total			144	453	180	125.0%
Totals			289	878	341	118.0%



	Total Filings with %
Custody Visitation (CV)	67 23%
Criminal Misdemeanor (CM)	62 21%
Show Cause (SC)	30 10%
Civil Support (VS)	20 7%
Truancy/Runaway (Child in Need of S	19 7%
Others	91 31%
Total	289 100%

Special Case Activities


Non-Case	NC	1.0	4
Emergencv Protective Order	PE	1.0	14
Temporary Detention Order	TD	1.0	2

Commonwealth of Virginia
Caseload Statistics of the J&DR District Courts

Virginia Beach

December 2016

	Filing Type	Hearings Per Case	Filings	Hearings	Concluded	Clearance Rate
Adult						
Protective Order - Non Family Abuse	AP	0.0	0	2	0	0%
Bond Forfeiture Show Cause	BF	2.0	0	1	1	0%
Capias	CA	2.3	75	250	130	173%
Criminal Felony	CF	4.4	48	185	35	73%
Criminal Misdemeanor	CM	3.5	185	540	195	105%
Criminal Support	CS	6.0	0	1	1	0%
Protective Order – Family Abuse	FP	2.6	57	132	59	104%
Motion - Modify Protective Order	MP	1.5	9	13	8	89%
Other	OT	0.0	2	7	0	0%
Protective Order – Stalking/Acts of Violence	PC	1.0	1	1	1	100%
Protective Order - Violation of Protective Order Conviction	PV	1.0	3	3	3	100%
Remand Support	RS	1.0	9	9	9	100%
Show Cause	SC	2.2	185	488	229	124%
Restricted License - Support	SL	1.0	1	1	1	100%
Civil Support	VS	2.0	187	410	201	107%
Adult Total			762	2,043	873	114.6%
Juvenile						
Abuse or Neglect	AN	3.0	25	69	8	32%
Protective Order – Non Family Abuse	AP	2.5	3	7	4	133%
Capias	CA	1.0	4	8	2	50%
Relief of Custody	CR	2.0	1	2	1	100%
Child in Need of Services	CS	0.0	0	1	0	0%
Custody Visitation	CV	2.1	488	1,023	447	92%
Delinquency Felony	DF	5.0	45	321	69	153%
Delinquency Misdemeanor	DM	4.3	77	315	75	97%
Entrustment Agreement	ET	0.0	0	2	0	0%
Foster Care Review	FC	1.0	9	13	9	100%
Protective Order – Family Abuse	FP	0.0	1	2	0	0%
Initial Foster Care Review	IF	1.0	1	2	1	100%
Motion - Modify Protective Order	MP	2.0	1	3	2	200%
Permanency Planning	PH	1.0	12	22	12	100%
Paternity	PT	1.9	6	13	7	117%
Remand Custody	RC	1.0	7	7	7	100%
Remand Visitation	RV	1.0	9	9	9	100%
Show Cause	SC	2.0	13	34	16	123%
Status Offense	ST	2.6	12	45	20	167%
Traffic	T	1.8	41	69	41	100%
Termination of Parental Rights	TP	2.0	0	5	3	0%
Truancy/Runaway (Child in Need of Supervision)	TR	6.0	0	3	1	0%
	VA	1.0	1	1	1	100%
Juvenile Total			756	1,976	735	97.2%
Totals			1,518	4,019	1,608	105.9%



	Total Filings with %	
Custody Visitation (CV)	488	32%
Show Cause (SC)	198	13%
Civil Support (VS)	187	12%
Criminal Misdemeanor (CM)	185	12%
Capias (CA)	79	5%
Others	381	25%
Total	1,518	100%

Special Case Activities

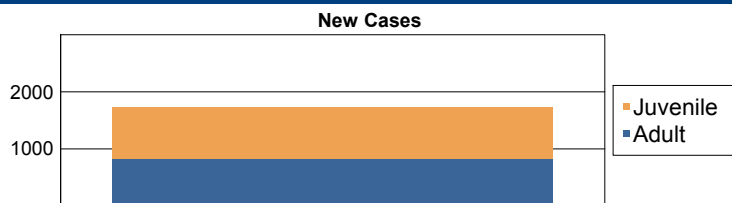
Emergency Protective Order	PE	1.0	118
Non-Case	NC	4.0	0

Commonwealth of Virginia
Caseload Statistics of the J&DR District Courts

Virginia Beach

November 2016

	Filing Type	Hearings Per Case	Filings	Hearings	Concluded	Clearance Rate
Adult						
Protective Order - Non Family Abuse	AP	0.0	0	1	0	0%
Bond Forfeiture Show Cause	BF	1.7	1	3	3	300%
Capias	CA	2.7	61	247	91	149%
Criminal Felony	CF	5.6	28	157	41	146%
Criminal Misdemeanor	CM	3.1	189	621	209	111%
Criminal Support	CS	0.0	0	1	0	0%
Protective Order – Family Abuse	FP	2.1	44	113	59	134%
Motion - Modify Protective Order	MP	1.4	4	6	5	125%
Other	OT	5.0	4	21	12	300%
Protective Order – Stalking/Acts of Violence	PC	1.0	1	1	1	100%
Violation - Family Abuse Protective Order	PS	1.0	1	1	1	100%
Protective Order - Violation of Protective Order Conviction	PV	1.0	5	5	5	100%
Remand Support	RS	1.0	25	25	25	100%
Show Cause	SC	2.9	182	534	269	148%
Restricted License - Support	SL	1.0	2	2	2	100%
Civil Support	VS	2.0	280	558	312	111%
Adult Total			827	2,296	1,035	125.2%
Juvenile						
Abuse or Neglect	AN	3.6	17	63	25	147%
Protective Order – Non Family Abuse	AP	2.5	4	12	8	200%
Capias	CA	2.0	2	11	1	50%
Relief of Custody	CR	1.5	4	5	2	50%
Child in Need of Services	CS	7.0	0	2	1	0%
Custody Visitation	CV	2.2	570	1,133	534	94%
Delinquency Felony	DF	6.9	44	336	44	100%
Delinquency Misdemeanor	DM	3.8	66	333	91	138%
Entrustment Agreement	ET	1.0	3	3	3	100%
Foster Care Review	FC	1.0	14	14	14	100%
Initial Foster Care Review	IF	1.0	6	6	5	83%
Motion - Modify Protective Order	MP	2.2	4	14	10	250%
Permanency Planning	PH	1.0	13	13	13	100%
Paternity	PT	2.4	6	13	7	117%
Remand Custody	RC	1.0	39	39	39	100%
Remand Visitation	RV	1.0	39	39	39	100%
Show Cause	SC	3.2	9	44	11	122%
Status Offense	ST	4.7	19	69	22	116%
Traffic	T	1.5	37	66	38	103%
Termination of Parental Rights	TP	1.2	5	6	6	120%
Truancy/Runaway (Child in Need of Supervision)	TR	5.0	1	3	1	100%
	VA	1.0	2	2	2	100%
Juvenile Total			904	2,226	916	101.3%
Totals			1,731	4,522	1,951	112.7%



	Total Filings with %	
Custody Visitation (CV)	570	33%
Civil Support (VS)	280	16%
Show Cause (SC)	191	11%
Criminal Misdemeanor (CM)	189	11%
Delinquency Misdemeanor (DM)	66	4%
Others	435	25%
Total	1,731	100%

Special Case Activities

Emergency Protective Order	PE	1.0	135
----------------------------	----	-----	-----

Commonwealth of Virginia
Caseload Statistics of the J&DR District Courts

Virginia Beach

October 2016

	Filing Type	Hearings Per Case	Filings	Hearings	Concluded	Clearance Rate
Adult						
Protective Order - Non Family Abuse	AP	1.0	2	2	1	50%
Capias	CA	2.6	67	241	116	173%
Criminal Felony	CF	4.3	28	167	28	100%
Criminal Misdemeanor	CM	2.9	175	694	265	151%
Criminal Support	CS	0.0	0	1	0	0%
Protective Order – Family Abuse	FP	2.4	66	140	56	85%
Motion - Modify Protective Order	MP	1.9	6	8	7	117%
Other	OT	3.8	3	22	6	200%
Protective Order – Stalking/Acts of Violence	PC	1.0	1	1	1	100%
Violation - Family Abuse Protective Order	PS	1.0	2	2	2	100%
Protective Order - Violation of Protective Order Conviction	PV	1.0	4	4	4	100%
Remand Support	RS	1.0	60	60	60	100%
Show Cause	SC	2.5	304	704	328	108%
Restricted License - Support	SL	1.1	6	7	7	117%
Civil Support	VS	2.0	308	613	323	105%
Adult Total			1,032	2,666	1,204	116.7%
Juvenile						
Abuse or Neglect	AN	3.4	9	67	30	333%
Protective Order – Non Family Abuse	AP	2.0	4	7	1	25%
Capias	CA	4.4	0	7	5	0%
Relief of Custody	CR	2.9	5	10	9	180%
Child in Need of Services	CS	3.0	0	1	1	0%
Custody Visitation	CV	2.2	576	1,290	581	101%
Delinquency Felony	DF	6.5	51	346	35	69%
Delinquency Misdemeanor	DM	4.7	90	374	85	94%
Entrustment Agreement	ET	1.0	1	1	1	100%
Foster Care Review	FC	1.1	24	27	24	100%
Protective Order – Family Abuse	FP	2.0	1	2	1	100%
Initial Foster Care Review	IF	1.1	15	17	15	100%
Motion - Modify Protective Order	MP	3.3	6	11	3	50%
Permanency Planning	PH	1.0	9	9	9	100%
Paternity	PT	1.3	7	17	3	43%
Remand Custody	RC	1.0	75	76	76	101%
Remand Visitation	RV	1.0	75	76	76	101%
Show Cause	SC	2.6	13	40	16	123%
Status Offense	ST	2.5	28	84	33	118%
Traffic	T	1.9	61	111	65	107%
Termination of Parental Rights	TP	1.0	9	9	9	100%
Truancy/Runaway (Child in Need of Supervision)	TR	4.0	1	6	1	100%
	VA	1.0	1	1	1	100%
Juvenile Total			1,061	2,589	1,080	101.8%
Totals			2,093	5,255	2,284	109.1%

New Cases



	Total Filings with %	
Custody Visitation (CV)	576	28%
Show Cause (SC)	317	15%
Civil Support (VS)	308	15%
Criminal Misdemeanor (CM)	175	8%
Delinquency Misdemeanor (DM)	90	4%
Others	627	30%
Total	2,093	100%

Special Case Activities

Emergency Protective Order	PE	1.0	178
Non-Case	NC	1.0	9
Emergency Protective Order	PE	1.0	2

Commonwealth of Virginia
Caseload Statistics of the J&DR District Courts

Virginia Beach


September 2016

	Filing Type	Hearings Per Case	Filings	Hearings	Concluded	Clearance Rate
Adult						
Bond Forfeiture Show Cause	BF	2.0	0	3	3	0%
Capias	CA	2.8	85	281	119	140%
Criminal Felony	CF	4.3	40	164	23	58%
Criminal Misdemeanor	CM	3.0	204	600	171	84%
Criminal Support	CS	0.0	0	2	0	0%
Protective Order – Family Abuse	FP	2.2	58	152	77	133%
Motion - Modify Protective Order	MP	1.0	11	11	10	91%
Other	OT	2.5	2	6	4	200%
Protective Order – Stalking/Acts of Violence	PC	1.0	1	1	1	100%
Remand Support	RS	1.0	50	50	50	100%
Show Cause	SC	2.7	220	595	276	125%
Restricted License - Support	SL	1.0	3	3	2	67%
Civil Support	VS	2.1	266	493	242	91%
Adult Total			940	2,361	978	104.0%

Juvenile						
Abuse or Neglect	AN	3.2	28	109	40	143%
Protective Order – Non Family Abuse	AP	2.0	6	12	5	83%
Capias	CA	3.5	2	10	2	100%
Relief of Custody	CR	1.0	3	6	1	33%
Child in Need of Services	CS	1.0	4	6	3	75%
Custody Visitation	CV	2.2	485	1,147	504	104%
Delinquency Felony	DF	5.6	92	354	37	40%
Delinquency Misdemeanor	DM	3.6	98	331	65	66%
Foster Care Review	FC	1.0	12	12	12	100%
Protective Order – Family Abuse	FP	0.0	1	3	0	0%
Initial Foster Care Review	IF	1.3	2	3	3	150%
Juvenile Support	JS	0.0	1	1	0	0%
Motion - Modify Protective Order	MP	1.3	10	14	8	80%
Permanency Planning	PH	1.0	12	12	12	100%
Paternity	PT	1.4	9	13	7	78%
Remand Custody	RC	1.0	61	61	61	100%
Remand Visitation	RV	1.0	62	62	62	100%
Show Cause	SC	2.8	10	33	13	130%
Status Offense	ST	2.2	58	93	32	55%
Traffic	T	1.8	64	108	61	95%
Termination of Parental Rights	TP	1.4	6	8	5	83%
Truancy/Runaway (Child in Need of Supervision)	TR	5.0	0	1	1	0%
Juvenile Total			1,026	2,399	934	91.0%

Totals			1,966	4,760	1,912	97.3%
---------------	--	--	--------------	--------------	--------------	--------------

New Cases



	Total Filings with %
Custody Visitation (CV)	485 25%
Civil Support (VS)	266 14%
Show Cause (SC)	230 12%
Criminal Misdemeanor (CM)	204 10%
Delinquency Misdemeanor (DM)	98 5%
Others	683 35%
Total	1,966 100%

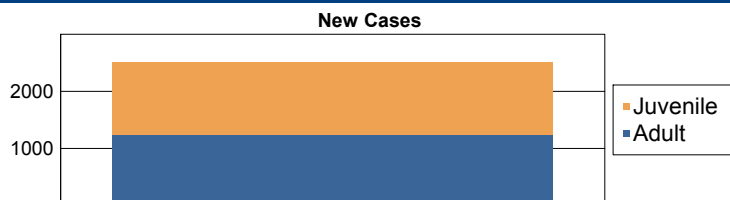
Special Case Activities

Emergency Protective Order	PE	1.0	165
Non-Case	NC	1.0	1
Emergency Protective Order	PE	1.0	4

Commonwealth of Virginia
Caseload Statistics of the J&DR District Courts
August 2016

Virginia Beach

	Filing Type	Hearings Per Case	Filings	Hearings	Concluded	Clearance Rate
Adult						
Protective Order - Non Family Abuse	AP	2.0	0	1	1	0%
Bond Forfeiture Show Cause	BF	1.6	5	8	5	100%
Capias	CA	3.0	92	309	140	152%
Criminal Felony	CF	3.8	64	237	58	91%
Criminal Misdemeanor	CM	3.1	259	785	237	92%
Protective Order – Family Abuse	FP	2.2	81	166	65	80%
Motion - Modify Protective Order	MP	1.2	10	12	10	100%
Other	OT	3.0	2	8	2	100%
Protective Order – Stalking/Acts of Violence	PC	1.0	1	1	1	100%
Protective Order - Violation of Protective Order Conviction	PV	1.0	1	1	1	100%
Remand Support	RS	1.0	50	50	50	100%
Show Cause	SC	2.6	325	908	449	138%
Restricted License - Support	SL	1.2	10	12	11	110%
Civil Support	VS	2.3	339	736	367	108%
Adult Total			1,239	3,234	1,397	112.8%
Juvenile						
Abuse or Neglect	AN	4.1	47	119	29	62%
Protective Order – Non Family Abuse	AP	0.0	1	1	0	0%
Capias	CA	1.8	3	8	4	133%
Relief of Custody	CR	2.5	2	17	10	500%
Child in Need of Services	CS	5.0	0	1	1	0%
Custody Visitation	CV	2.4	783	1,814	912	116%
Delinquency Felony	DF	5.8	52	313	70	135%
Delinquency Misdemeanor	DM	3.3	71	353	83	117%
Entrustment Agreement	ET	1.0	3	3	3	100%
Foster Care Review	FC	1.0	20	21	21	105%
Initial Foster Care Review	IF	1.0	2	2	1	50%
Motion - Modify Protective Order	MP	1.7	3	7	7	233%
Permanency Planning	PH	1.0	24	24	24	100%
Paternity	PT	2.1	8	16	8	100%
Remand Custody	RC	1.0	70	70	70	100%
Child at Risk of Abuse or Neglect	RI	4.0	0	1	1	0%
Remand Visitation	RV	1.0	64	64	64	100%
Show Cause	SC	1.5	12	25	10	83%
Status Offense	ST	2.5	26	53	15	58%
Traffic	T	1.7	70	105	63	90%
Termination of Parental Rights	TP	2.0	3	6	3	100%
Truancy/Runaway (Child in Need of Supervision)	TR	6.0	0	4	2	0%
Juvenile Total			1,264	3,027	1,401	110.8%
Totals			2,503	6,261	2,798	111.8%



	Total Filings with %
Custody Visitation (CV)	783 31%
Civil Support (VS)	339 14%
Show Cause (SC)	337 13%
Criminal Misdemeanor (CM)	259 10%
Capias (CA)	95 4%
Others	690 28%
Total	2,503 100%

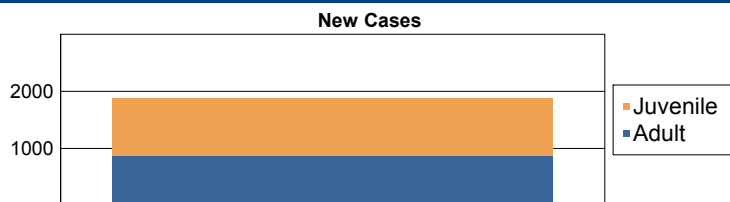
Special Case Activities

Non-Case	NC	4.0	0
Emergency Protective Order	PE	1.0	236
Non-Case	NC	2.5	6
Emergency Protective Order	PE	1.0	4

Commonwealth of Virginia
Caseload Statistics of the J&DR District Courts
July 2016

Virginia Beach

	Filing Type	Hearings Per Case	Filings	Hearings	Concluded	Clearance Rate
Adult						
Protective Order - Non Family Abuse	AP	1.0	2	2	1	50%
Capias	CA	2.9	70	235	78	111%
Criminal Felony	CF	4.5	31	140	28	90%
Criminal Misdemeanor	CM	3.1	195	533	162	83%
Criminal Support	CS	0.0	0	1	0	0%
Protective Order – Family Abuse	FP	2.0	65	144	70	108%
Motion - Modify Protective Order	MP	1.0	3	4	3	100%
Other	OT	1.0	1	3	1	100%
Protective Order – Stalking/Acts of Violence	PC	1.0	1	1	1	100%
Protective Order - Violation of Protective Order Conviction	PV	1.0	1	1	1	100%
Remand Support	RS	1.0	49	50	50	102%
Show Cause	SC	2.8	212	607	231	109%
Restricted License - Support	SL	1.3	5	7	6	120%
Civil Support	VS	2.2	227	503	254	112%
Adult Total			862	2,231	886	102.8%
Juvenile						
Abuse or Neglect	AN	3.3	18	54	17	94%
Protective Order – Non Family Abuse	AP	3.0	0	2	1	0%
Capias	CA	1.0	3	6	1	33%
Relief of Custody	CR	4.0	4	9	1	25%
Child in Need of Services	CS	0.0	0	1	0	0%
Custody Visitation	CV	1.9	564	1,162	512	91%
Delinquency Felony	DF	4.8	37	263	28	76%
Delinquency Misdemeanor	DM	3.3	95	320	68	72%
Emancipation	EP	1.0	2	2	2	100%
Foster Care Review	FC	1.2	8	10	10	125%
Initial Foster Care Review	IF	1.0	6	6	6	100%
Motion - Modify Protective Order	MP	1.0	3	3	1	33%
Permanency Planning	PH	1.0	11	11	11	100%
Paternity	PT	2.0	6	16	10	167%
Remand Custody	RC	1.0	66	66	66	100%
Child at Risk of Abuse or Neglect	RI	0.0	0	1	0	0%
Remand Visitation	RV	1.0	65	65	65	100%
Show Cause	SC	2.9	13	25	11	85%
Status Offense	ST	2.1	34	77	42	124%
Traffic	T	1.9	71	129	79	111%
Termination of Parental Rights	TP	3.7	2	4	3	150%
Truancy/Runaway (Child in Need of Supervision)	TR	6.0	0	3	1	0%
Juvenile Total			1,008	2,235	935	92.8%
Totals			1,870	4,466	1,821	97.4%



	Total Filings with %	
Custody Visitation (CV)	564	30%
Civil Support (VS)	227	12%
Show Cause (SC)	225	12%
Criminal Misdemeanor (CM)	195	10%
Delinquency Misdemeanor (DM)	95	5%
Others	564	30%
Total	1,870	100%

Special Case Activities

Emergency Protective Order	PE	1.0	195
Non-Case	NC	0.0	0

Commonwealth of Virginia
Caseload Statistics of the J&DR District Courts

Virginia Beach

June 2016

	Filing Type	Hearings Per Case	Filings	Hearings	Concluded	Clearance Rate
Adult						
Protective Order - Non Familv Abuse	AP	4.0	0	1	1	0%
Bond Forfeiture Show Cause	BF	1.0	2	2	1	50%
Capias	CA	2.8	88	317	149	169%
Criminal Felonv	CF	4.2	53	196	41	77%
Criminal Misdemeanor	CM	3.3	237	736	253	107%
Criminal Support	CS	0.0	1	2	0	0%
Protective Order – Family Abuse	FP	2.3	66	147	68	103%
Motion - Modify Protective Order	MP	1.1	9	11	8	89%
Other	OT	2.0	6	26	6	100%
Protective Order – Stalking/Acts of Violence	PC	1.0	2	2	2	100%
Protective Order - Violation of Protective Order Conviction	PV	1.0	2	2	2	100%
Remand Support	RS	1.0	67	67	67	100%
Show Cause	SC	2.7	234	695	315	135%
Restricted License - Support	SL	1.0	6	6	6	100%
Civil Support	VS	2.0	272	615	318	117%
Adult Total			1,045	2,825	1,237	118.4%
Juvenile						
Abuse or Neglect	AN	2.9	12	50	21	175%
Protective Order – Non Familv Abuse	AP	2.5	1	5	2	200%
Capias	CA	5.0	4	18	11	275%
Relief of Custodv	CR	5.0	4	7	1	25%
Child in Need of Services	CS	3.7	1	4	3	300%
Custodv Visitation	CV	2.3	644	1,486	732	114%
Delinquencv Felonv	DF	6.6	57	307	64	112%
Delinquencv Misdemeanor	DM	5.3	78	299	75	96%
Emancipation	EP	1.5	1	2	2	200%
Entrustment Agreement	ET	1.0	1	1	1	100%
Foster Care Review	FC	1.0	21	21	20	95%
Initial Foster Care Review	IF	1.0	13	13	13	100%
Motion - Modify Protective Order	MP	2.3	3	10	6	200%
Permanencv Planninq	PH	1.0	9	9	9	100%
Paternity	PT	1.5	7	12	6	86%
Remand Custodv	RC	1.0	80	80	80	100%
Child at Risk of Abuse or Neglect	RI	2.0	2	4	2	100%
Remand Visitation	RV	1.0	74	74	74	100%
Show Cause	SC	3.0	20	71	26	130%
Status Offense	ST	3.0	26	61	20	77%
Traffic	T	1.4	68	86	54	79%
Termination of Parental Rights	TP	1.0	4	6	3	75%
Truancv/Runaway (Child in Need of Supervision)	TR	0.0	0	5	0	0%
Juvenile Total			1,130	2,631	1,225	108.4%
Totals			2,175	5,456	2,462	113.2%

New Cases



	Total Filings with %	
Custody Visitation (CV)	644	30%
Civil Support (VS)	272	13%
Show Cause (SC)	254	12%
Criminal Misdemeanor (CM)	237	11%
Capias (CA)	92	4%
Others	676	31%
Total	2,175	100%

Special Case Activities

Non-Case	NC	1.0	1
Emeraencv Protective Order	PE	1.0	202
Non-Case	NC	1.0	8
Emeraencv Protective Order	PE	1.0	6

Commonwealth of Virginia
Caseload Statistics of the J&DR District Courts
 May 2016

Virginia Beach

	Filing Type	Hearings Per Case	Filings	Hearings	Concluded	Clearance Rate
Adult						
Protective Order - Non Familv Abuse	AP	1.0	1	2	1	100%
Bond Forfeiture Show Cause	BF	1.5	2	3	2	100%
Capias	CA	2.6	102	348	129	126%
Criminal Felonv	CF	4.4	39	166	56	144%
Criminal Misdemeanor	CM	3.1	189	647	210	111%
Criminal Support	CS	0.0	0	1	0	0%
Protective Order – Family Abuse	FP	2.1	78	168	69	88%
Motion - Modifv Protective Order	MP	2.0	5	9	8	160%
Other	OT	3.0	10	27	3	30%
Protective Order – Stalking/Acts of Violence	PC	1.0	1	1	1	100%
Protective Order - Violation of Protective Order Conviction	PV	1.0	2	2	2	100%
Remand Support	RS	1.0	45	45	45	100%
Show Cause	SC	2.6	262	740	291	111%
Restricted License - Support	SL	1.0	6	6	6	100%
Civil Support	VS	2.1	288	628	282	98%
Adult Total			1,030	2,793	1,105	107.3%
Juvenile						
Abuse or Neglect	AN	3.5	23	90	24	104%
Protective Order – Non Familv Abuse	AP	1.8	5	10	5	100%
Capias	CA	6.7	2	14	7	350%
Relief of Custodv	CR	1.0	4	8	3	75%
Child in Need of Services	CS	0.0	1	3	0	0%
Custodv Visitation	CV	2.5	569	1,377	624	110%
Delinquencv Felonv	DF	7.0	36	224	24	67%
Delinquencv Misdemeanor	DM	3.5	75	395	96	128%
Emancipation	EP	1.0	3	3	2	67%
Entrustment Agreement	ET	1.0	2	2	2	100%
Foster Care Review	FC	1.0	9	9	9	100%
Initial Foster Care Review	IF	1.0	10	10	10	100%
Juvenile Support	JS	5.0	0	1	1	0%
Motion - Modifv Protective Order	MP	2.0	1	4	1	100%
Permanencv Plannina	PH	1.0	15	15	15	100%
Paternity	PT	1.7	17	26	16	94%
Remand Custodv	RC	1.0	54	54	54	100%
Remand Visitation	RV	1.0	57	57	57	100%
Show Cause	SC	4.0	22	69	21	95%
Status Offense	ST	1.9	15	48	18	120%
Traffic	T	1.7	57	93	66	116%
Termination of Parental Rihts	TP	1.8	8	17	11	138%
Truancv/Runaway (Child in Need of Supervision)	TR	6.0	3	8	1	33%
Juvenile Total			988	2,537	1,067	108.0%
Totals			2,018	5,330	2,172	107.6%



	Total Filings with %	
Custody Visitation (CV)	569	28%
Civil Support (VS)	288	14%
Show Cause (SC)	284	14%
Criminal Misdemeanor (CM)	189	9%
Capias (CA)	104	5%
Others	584	29%
Total	2,018	100%

Special Case Activities

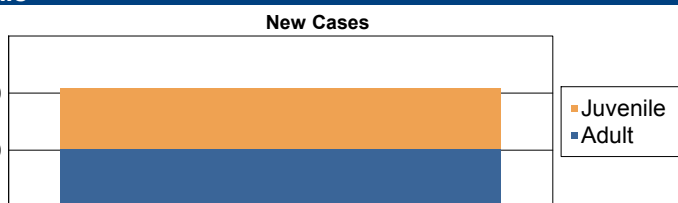
Emeraencv Protective Order	PE	1.0	183
Non-Case	NC	1.0	2
Emeraencv Protective Order	PE	1.0	4
Temporarv Detention Order	TD	1.0	2

Commonwealth of Virginia
Caseload Statistics of the J&DR District Courts

Virginia Beach

April 2016

	Filing Type	Hearings Per Case	Filings	Hearings	Concluded	Clearance Rate
Adult						
Protective Order - Non Family Abuse	AP	2.3	3	7	4	133%
Bond Forfeiture Show Cause	BF	2.0	1	3	2	200%
Capias	CA	2.7	87	285	125	144%
Criminal Felony	CF	5.4	32	148	37	116%
Criminal Misdemeanor	CM	3.2	215	562	142	66%
Criminal Support	CS	1.0	1	1	1	100%
Protective Order – Family Abuse	FP	2.1	65	139	65	100%
Motion - Modify Protective Order	MP	1.4	5	9	5	100%
Other	OT	2.5	7	15	6	86%
Protective Order - Violation of Protective Order Conviction	PV	1.0	2	2	2	100%
Remand Support	RS	1.0	51	51	51	100%
Show Cause	SC	2.5	285	667	305	107%
Restricted License - Support	SL	1.0	6	6	6	100%
Civil Support	VS	2.2	259	568	278	107%
Adult Total			1,019	2,463	1,029	101.0%
Juvenile						
Abuse or Neglect	AN	2.8	31	86	22	71%
Protective Order – Non Family Abuse	AP	2.0	4	8	2	50%
Capias	CA	3.7	3	21	7	233%
Relief of Custody	CR	1.3	6	7	3	50%
Child in Need of Services	CS	0.0	0	3	0	0%
Custody Visitation	CV	2.5	627	1,511	695	111%
Delinquency Felony	DF	7.9	32	255	76	238%
Delinquency Misdemeanor	DM	4.1	71	254	58	82%
Entrustment Agreement	ET	1.0	12	12	12	100%
Foster Care Review	FC	1.0	17	17	17	100%
Initial Foster Care Review	IF	1.0	11	11	11	100%
Motion - Modify Protective Order	MP	1.0	4	4	1	25%
Protective Order – Stalking/Acts of Violence	PC	5.0	0	2	2	0%
Permanency Planning	PH	1.0	8	8	8	100%
Paternity	PT	2.8	7	19	11	157%
Remand Custody	RC	1.0	60	60	60	100%
Child at Risk of Abuse or Neglect	RI	3.0	2	5	2	100%
Remand Visitation	RV	1.0	61	61	61	100%
Show Cause	SC	1.6	26	52	10	38%
Status Offense	ST	2.4	25	73	34	136%
Traffic	T	1.9	46	86	48	104%
Termination of Parental Rights	TP	2.0	5	9	4	80%
Truancy/Runaway (Child in Need of Supervision)	TR	0.0	3	6	0	0%
Juvenile Total			1,061	2,570	1,144	107.8%
Totals			2,080	5,033	2,173	104.5%



	Total Filings with %
Custody Visitation (CV)	627 30%
Show Cause (SC)	311 15%
Civil Support (VS)	259 12%
Criminal Misdemeanor (CM)	215 10%
Capias (CA)	90 4%
Others	578 28%
Total	2,080 100%

Special Case Activities

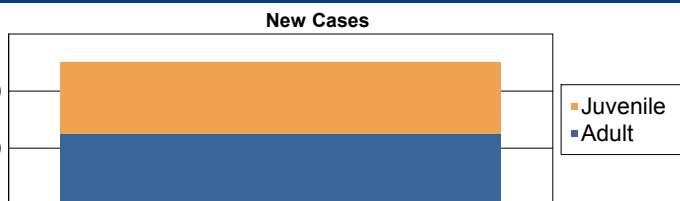
Non-Case	NC	0.0	0
Emergency Protective Order	PE	1.0	181
Emergency Custody Order	EC	1.0	2
Non-Case	NC	1.0	7

**Commonwealth of Virginia
Caseload Statistics of the J&DR District Courts**

Virginia Beach

March 2016

	Filing Type	Hearings Per Case	Filings	Hearings	Concluded	Clearance Rate
Adult						
Protective Order - Non Family Abuse	AP	0.0	2	4	0	0%
Bond Forfeiture Show Cause	BF	1.0	6	6	1	17%
Capias	CA	2.9	97	352	156	161%
Criminal Felony	CF	4.7	47	227	30	64%
Criminal Misdemeanor	CM	3.1	236	774	282	119%
Criminal Support	CS	0.0	0	1	0	0%
Protective Order – Family Abuse	FP	2.3	58	130	54	93%
Motion - Modify Protective Order	MP	1.3	6	9	7	117%
Other	OT	1.0	7	13	2	29%
Protective Order - Violation of Protective Order Conviction	PV	1.0	4	4	4	100%
Remand Support	RS	1.0	56	56	56	100%
Show Cause	SC	2.5	342	887	411	120%
Restricted License - Support	SL	1.0	9	9	9	100%
Civil Support	VS	2.1	378	821	407	108%
Adult Total			1,248	3,293	1,419	113.7%
Juvenile						
Abuse or Neglect	AN	3.7	34	84	15	44%
Protective Order – Non Family Abuse	AP	2.0	3	6	2	67%
Capias	CA	3.0	3	19	2	67%
Relief of Custody	CR	1.0	1	3	1	100%
Child in Need of Services	CS	0.0	0	3	0	0%
Custody Visitation	CV	2.2	755	1,641	665	88%
Delinquency Felony	DF	5.3	45	332	48	107%
Delinquency Misdemeanor	DM	4.5	73	330	95	130%
Entrustment Agreement	ET	1.0	2	2	2	100%
Foster Care Review	FC	1.0	30	31	31	103%
Protective Order – Family Abuse	FP	1.0	1	1	1	100%
Initial Foster Care Review	IF	1.0	9	9	9	100%
Motion - Modify Protective Order	MP	1.3	11	18	6	55%
Permanency Planning	PH	1.0	19	19	19	100%
Paternity	PT	2.5	7	15	8	114%
Remand Custody	RC	1.0	72	72	72	100%
Child at Risk of Abuse or Neglect	RI	3.8	0	5	4	0%
Remand Visitation	RV	1.0	77	77	77	100%
Show Cause	SC	1.6	21	41	15	71%
Status Offense	ST	2.2	18	39	17	94%
Traffic	T	1.5	60	87	47	78%
Termination of Parental Rights	TP	1.0	11	13	11	100%
Truancy/Runaway (Child in Need of Supervision)	TR	9.0	0	7	1	0%
Juvenile Total			1,252	2,854	1,148	91.7%
Totals			2,500	6,147	2,567	102.7%



	Total Filings with %
Custody Visitation (CV)	755 30%
Civil Support (VS)	378 15%
Show Cause (SC)	363 15%
Criminal Misdemeanor (CM)	236 9%
Capias (CA)	100 4%
Others	668 27%
Total	2,500 100%

Special Case Activities

Non-Case	NC	1.0	2
Emergency Protective Order	PE	1.0	213
Non-Case	NC	1.0	7
Emergency Protective Order	PE	1.0	2

Commonwealth of Virginia
Caseload Statistics of the J&DR District Courts

Virginia Beach

February 2016

	Filing Type	Hearings Per Case	Filings	Hearings	Concluded	Clearance Rate
Adult						
Protective Order - Non Family Abuse	AP	1.5	1	2	2	200%
Capias	CA	2.9	104	281	89	86%
Criminal Felony	CF	4.4	48	159	37	77%
Criminal Misdemeanor	CM	3.0	176	585	232	132%
Protective Order – Family Abuse	FP	2.2	64	135	60	94%
Motion - Modify Protective Order	MP	2.0	2	4	3	150%
Other	OT	3.3	10	14	6	60%
Protective Order – Stalking/Acts of Violence	PC	1.0	2	2	2	100%
Remand Support	RS	1.0	47	47	47	100%
Show Cause	SC	2.2	318	758	285	90%
Restricted License - Support	SL	1.0	4	4	3	75%
Civil Support	VS	2.0	299	621	325	109%
Adult Total			1,075	2,612	1,091	101.5%
Juvenile						
Abuse or Neglect	AN	2.6	14	53	26	186%
Protective Order – Non Family Abuse	AP	1.5	3	4	2	67%
Capias	CA	3.7	2	11	3	150%
Relief of Custody	CR	1.0	1	2	1	100%
Child in Need of Services	CS	0.0	1	5	0	0%
Custody Visitation	CV	2.5	601	1,389	612	102%
Delinquency Felony	DF	7.0	57	358	37	65%
Delinquency Misdemeanor	DM	5.1	82	294	77	94%
Foster Care Review	FC	1.0	15	15	14	93%
Protective Order – Family Abuse	FP	1.3	3	4	3	100%
Initial Foster Care Review	IF	1.0	2	2	2	100%
Juvenile Support	JS	0.0	0	1	0	0%
Motion - Modify Protective Order	MP	2.5	1	3	2	200%
Protective Order – Stalking/Acts of Violence	PC	0.0	0	2	0	0%
Permanency Planning	PH	1.0	11	11	11	100%
Paternity	PT	2.2	6	13	5	83%
Remand Custody	RC	1.0	75	75	75	100%
Child at Risk of Abuse or Neglect	RI	4.0	1	6	2	200%
Remand Visitation	RV	1.0	74	74	74	100%
Show Cause	SC	1.9	14	30	9	64%
Status Offense	ST	2.5	16	40	18	113%
Traffic	T	1.9	51	94	55	108%
Termination of Parental Rights	TP	3.0	4	12	8	200%
Truancy/Runaway (Child in Need of Supervision)	TR	9.0	0	2	1	0%
Juvenile Total			1,034	2,500	1,037	100.3%
Totals			2,109	5,112	2,128	100.9%

New Cases



	Total Filings with %
Custody Visitation (CV)	601 28%
Show Cause (SC)	332 16%
Civil Support (VS)	299 14%
Criminal Misdemeanor (CM)	176 8%
Capias (CA)	106 5%
Others	595 28%
Total	2,109 100%

Special Case Activities

Non-Case	NC	1.0	2
Emergency Protective Order	PE	1.0	143
Non-Case	NC	1.0	6


Commonwealth of Virginia
Caseload Statistics of the J&DR District Courts

Virginia Beach

January 2016

	Filing Type	Hearings Per Case	Filings	Hearings	Concluded	Clearance Rate
Adult						
Protective Order - Non Family Abuse	AP	4.0	1	3	2	200%
Bond Forfeiture Show Cause	BF	3.0	0	1	1	0%
Capias	CA	2.7	87	255	107	123%
Criminal Felony	CF	4.5	19	102	35	184%
Criminal Misdemeanor	CM	3.1	194	638	245	126%
Criminal Support	CS	0.0	0	1	0	0%
Protective Order – Family Abuse	FP	2.2	51	116	60	118%
Motion - Modify Protective Order	MP	1.1	9	11	8	89%
Other	OT	3.5	1	5	2	200%
Protective Order – Stalking/Acts of Violence	PC	2.0	0	1	1	0%
Remand Support	RS	1.0	48	48	48	100%
Show Cause	SC	2.4	332	775	363	109%
Restricted License - Support	SL	1.0	4	4	3	75%
Civil Support	VS	2.0	289	624	287	99%
Adult Total			1,035	2,584	1,162	112.3%
Juvenile						
Abuse or Neglect	AN	3.0	26	63	22	85%
Protective Order – Non Family Abuse	AP	3.0	1	7	6	600%
Capias	CA	3.5	1	14	2	200%
Relief of Custody	CR	2.0	3	5	3	100%
Child in Need of Services	CS	0.0	2	4	0	0%
Custody Visitation	CV	2.2	650	1,488	686	106%
Delinquency Felony	DF	6.4	60	292	70	117%
Delinquency Misdemeanor	DM	4.8	83	343	109	131%
Entrustment Agreement	ET	1.5	2	4	4	200%
Foster Care Review	FC	1.0	13	13	11	85%
Protective Order – Family Abuse	FP	2.0	1	2	1	100%
Initial Foster Care Review	IF	1.0	5	5	5	100%
Juvenile Support	JS	1.0	1	1	1	100%
Motion - Modify Protective Order	MP	1.5	5	6	4	80%
Protective Order – Stalking/Acts of Violence	PC	0.0	0	2	0	0%
Permanency Planning	PH	1.0	20	20	20	100%
Paternity	PT	1.7	15	28	11	73%
Remand Custody	RC	1.0	65	65	65	100%
Child at Risk of Abuse or Neglect	RI	2.5	3	8	2	67%
Remand Visitation	RV	1.0	66	66	66	100%
Show Cause	SC	3.4	7	22	10	143%
Status Offense	ST	2.9	16	37	15	94%
Traffic	T	2.1	54	108	62	115%
Termination of Parental Rights	TP	2.3	1	3	3	300%
Truancy/Runaway (Child in Need of Supervision)	TR	0.0	1	4	0	0%
Juvenile Total			1,101	2,610	1,178	107.0%
Totals			2,136	5,194	2,340	109.6%

New Cases



	Total Filings with %
Custody Visitation (CV)	650 30%
Show Cause (SC)	339 16%
Civil Support (VS)	289 14%
Criminal Misdemeanor (CM)	194 9%
Capias (CA)	88 4%
Others	576 27%
Total	2,136 100%

Special Case Activities

Emergency Protective Order	PE	1.0	155
Non-Case	NC	1.0	5
Emergency Protective Order	PE	1.0	2

Commonwealth of Virginia
Caseload Statistics of the J&DR District Courts

Warren

December 2016

	Filing Type	Hearings Per Case	Filings	Hearings	Concluded	Clearance Rate
Adult						
Protective Order - Non Familv Abuse	AP	2.0	0	2	1	0%
Capias	CA	1.5	23	35	30	130%
Criminal Felonv	CF	2.2	22	50	23	105%
Criminal Misdemeanor	CM	2.7	36	89	37	103%
Protective Order – Familv Abuse	FP	1.7	8	15	7	88%
Remand Support	RS	1.0	3	3	3	100%
Show Cause	SC	2.9	20	57	31	155%
Civil Support	VS	1.8	43	67	43	100%
Adult Total			155	318	175	112.9%
Juvenile						
Abuse or Neglect	AN	2.0	7	14	6	86%
Capias	CA	0.0	1	1	0	0%
Child in Need of Services	CS	3.5	0	2	2	0%
Custody Visitation	CV	2.3	56	160	76	136%
Delinquency Felonv	DF	4.2	3	20	9	300%
Delinquency Misdemeanor	DM	2.9	20	62	20	100%
Motion - Modifv Protective Order	MP	3.0	0	1	1	0%
Paternity	PT	3.0	2	3	1	50%
Remand Custody	RC	1.0	3	3	3	100%
Remand Visitation	RV	1.0	4	4	4	100%
Show Cause	SC	1.5	8	28	6	75%
Status Offense	ST	2.6	2	5	5	250%
Traffic	T	2.5	1	4	2	200%
Truancy/Runaway (Child in Need of Supervision)	TR	5.0	4	9	3	75%
Juvenile Total			111	316	138	124.3%
Totals			266	634	313	117.7%



	Total Filings with %
Custody Visitation (CV)	56 21%
Civil Support (VS)	43 16%
Criminal Misdemeanor (CM)	36 14%
Show Cause (SC)	28 11%
Capias (CA)	24 9%
Others	79 30%
Total	266 100%

Special Case Activities


Emergency Protective Order	PE	1.0	15
Non-Case	NC	1.0	2

Commonwealth of Virginia
Caseload Statistics of the J&DR District Courts

Warren

November 2016

	Filing Type	Hearings Per Case	Filings	Hearings	Concluded	Clearance Rate
Adult						
Protective Order - Non Familv Abuse	AP	2.0	1	2	1	100%
Bond Forfeiture Show Cause	BF	1.0	1	1	1	100%
Capias	CA	2.1	11	19	12	109%
Criminal Felony	CF	2.2	18	41	18	100%
Criminal Misdemeanor	CM	2.0	22	45	20	91%
Protective Order – Family Abuse	FP	2.3	7	12	4	57%
Motion - Modifv Protective Order	MP	1.0	1	1	1	100%
Remand Support	RS	1.0	11	11	11	100%
Show Cause	SC	2.1	26	42	18	69%
Restricted License - Support	SL	1.0	1	1	1	100%
Civil Support	VS	1.8	33	56	29	88%
Adult Total			132	231	116	87.9%
Juvenile						
Abuse or Nealect	AN	4.0	1	4	2	200%
Capias	CA	2.0	1	2	1	100%
Child in Need of Services	CS	2.5	0	3	2	0%
Custody Visitation	CV	2.7	102	240	118	116%
Delinquency Felony	DF	6.9	0	20	11	0%
Delinquency Misdemeanor	DM	3.1	16	35	9	56%
Entrustment Agreement	ET	1.0	2	2	2	100%
Foster Care Review	FC	1.0	1	1	1	100%
Initial Foster Care Review	IF	1.0	2	2	2	100%
Motion - Modifv Protective Order	MP	1.0	1	1	1	100%
Permanency Plannina	PH	1.0	6	6	6	100%
Paternity	PT	1.0	2	3	1	50%
Remand Custody	RC	1.0	13	13	13	100%
Remand Visitation	RV	1.0	13	13	13	100%
Show Cause	SC	2.8	1	9	5	500%
Status Offense	ST	3.3	0	4	3	0%
Traffic	T	1.0	8	7	3	38%
Termination of Parental Rihts	TP	1.0	2	2	2	100%
Truancy/Runaway (Child in Need of Supervision)	TR	6.0	0	1	1	0%
Juvenile Total			171	368	196	114.6%
Totals			303	599	312	103.0%



	Total Filings with %
Custody Visitation (CV)	102 34%
Civil Support (VS)	33 11%
Show Cause (SC)	27 9%
Criminal Misdemeanor (CM)	22 7%
Criminal Felony (CF)	18 6%
Others	101 33%
Total	303 100%

Special Case Activities


Emergency Protective Order	PE	1.0	9
Non-Case	NC	1.0	1

Commonwealth of Virginia
Caseload Statistics of the J&DR District Courts

Warren

October 2016

	Filing Type	Hearings Per Case	Filings	Hearings	Concluded	Clearance Rate
Adult						
Protective Order - Non Familv Abuse	AP	0.0	1	3	0	0%
Capias	CA	2.0	6	20	6	100%
Criminal Felonv	CF	1.8	21	37	21	100%
Criminal Misdemeanor	CM	3.5	25	80	38	152%
Protective Order – Familv Abuse	FP	2.4	9	27	16	178%
Motion - Modifv Protective Order	MP	1.0	4	4	4	100%
Protective Order - Violation of Protective Order Conviction	PV	1.0	1	1	1	100%
Remand Support	RS	1.0	8	8	8	100%
Show Cause	SC	2.6	17	44	26	153%
Civil Support	VS	1.6	32	55	28	88%
Adult Total			124	279	148	119.4%
Juvenile						
Abuse or Nealect	AN	3.5	0	4	2	0%
Protective Order – Non Familv Abuse	AP	2.0	0	1	1	0%
Capias	CA	4.0	0	3	3	0%
Child in Need of Services	CS	2.9	3	12	7	233%
Custodv Visitation	CV	1.9	117	253	127	109%
Delinquencv Felonv	DF	2.5	1	11	2	200%
Delinquencv Misdemeanor	DM	2.8	11	46	10	91%
Initial Foster Care Review	IF	1.0	1	1	1	100%
Permanencv Plannina	PH	2.0	3	6	3	100%
Paternity	PT	1.5	2	4	4	200%
Remand Custodv	RC	1.0	13	14	13	100%
Remand Visitation	RV	1.0	11	11	11	100%
Show Cause	SC	2.0	7	18	5	71%
Status Offense	ST	1.5	2	9	4	200%
Traffic	T	1.9	7	9	8	114%
Truancv/Runawav (Child in Need of Supervision)	TR	3.3	1	13	4	400%
Juvenile Total			179	415	205	114.5%
Totals			303	694	353	116.5%



	Total Filings with %
Custody Visitation (CV)	117 39%
Civil Support (VS)	32 11%
Criminal Misdemeanor (CM)	25 8%
Show Cause (SC)	24 8%
Criminal Felony (CF)	21 7%
Others	84 28%
Total	303 100%

Special Case Activities

Non-Case	NC	1.0	1
Emeraencv Protective Order	PE	1.0	14
Non-Case	NC	1.0	4

Commonwealth of Virginia
Caseload Statistics of the J&DR District Courts

Warren

September 2016

	Filing Type	Hearings Per Case	Filings	Hearings	Concluded	Clearance Rate
Adult						
Protective Order - Non Familv Abuse	AP	2.0	2	3	1	50%
Capias	CA	2.3	5	22	11	220%
Criminal Felonv	CF	1.3	31	43	29	94%
Criminal Misdemeanor	CM	2.4	28	68	31	111%
Protective Order – Familv Abuse	FP	2.2	13	27	9	69%
Motion - Modifv Protective Order	MP	1.3	3	4	3	100%
Remand Support	RS	1.0	8	8	8	100%
Show Cause	SC	2.4	17	49	22	129%
Restricted License - Support	SL	1.0	1	1	1	100%
Civil Support	VS	1.5	21	34	17	81%
Adult Total			129	259	132	102.3%
Juvenile						
Abuse or Nealect	AN	3.0	3	12	1	33%
Protective Order – Non Familv Abuse	AP	2.0	2	3	1	50%
Capias	CA	2.0	1	3	1	100%
Child in Need of Services	CS	1.0	2	5	1	50%
Custodv Visitation	CV	2.1	72	129	50	69%
Delinquencv Felonv	DF	2.0	5	21	1	20%
Delinquencv Misdemeanor	DM	3.0	17	62	22	129%
Motion - Modifv Protective Order	MP	1.0	1	1	1	100%
Permanencv Plannina	PH	1.0	3	3	3	100%
Paternity	PT	2.0	1	2	1	100%
Remand Custodv	RC	1.0	5	5	4	80%
Remand Visitation	RV	1.0	5	5	5	100%
Show Cause	SC	3.0	8	17	2	25%
Status Offense	ST	2.5	2	8	2	100%
Traffic	T	1.8	2	4	4	200%
Truancv/Runawav (Child in Need of Supervision)	TR	2.0	0	4	1	0%
Juvenile Total			129	284	100	77.5%
Totals			258	543	232	89.9%



	Total Filings with %
Custody Visitation (CV)	72 28%
Criminal Felony (CF)	31 12%
Criminal Misdemeanor (CM)	28 11%
Show Cause (SC)	25 10%
Civil Support (VS)	21 8%
Others	81 31%
Total	258 100%

Special Case Activities

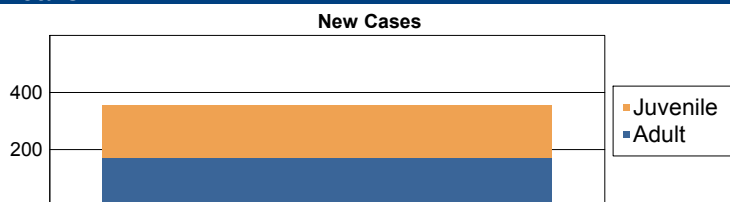
Emergency Protective Order	PE	1.0	19
----------------------------	----	-----	----

Commonwealth of Virginia
Caseload Statistics of the J&DR District Courts

Warren

August 2016

	Filing Type	Hearings Per Case	Filings	Hearings	Concluded	Clearance Rate
Adult						
Protective Order - Non Familv Abuse	AP	0.0	0	2	0	0%
Capias	CA	1.3	13	19	6	46%
Criminal Felonv	CF	1.4	33	56	31	94%
Criminal Misdemeanor	CM	1.9	53	105	39	74%
Protective Order – Familv Abuse	FP	2.0	7	14	5	71%
Motion - Modifv Protective Order	MP	1.0	1	1	1	100%
Protective Order - Violation of Protective Order Conviction	PV	1.0	1	1	1	100%
Remand Support	RS	1.0	3	3	3	100%
Show Cause	SC	1.3	24	43	15	63%
Restricted License - Support	SL	1.0	1	1	1	100%
Civil Support	VS	1.7	37	62	30	81%
Adult Total			173	307	132	76.3%
Juvenile						
Abuse or Nealect	AN	0.0	1	2	0	0%
Capias	CA	0.0	2	3	0	0%
Child in Need of Services	CS	0.0	2	3	0	0%
Custodv Visitation	CV	2.2	89	187	78	88%
Delinquencv Felonv	DF	4.0	7	14	1	14%
Delinquencv Misdemeanor	DM	2.9	32	68	27	84%
Entrustment Aareement	ET	1.0	1	1	1	100%
Motion - Modifv Protective Order	MP	0.0	0	1	0	0%
Permanencv Planning	PH	1.0	2	2	2	100%
Paternity	PT	2.0	1	3	2	200%
Remand Custodv	RC	1.0	9	9	9	100%
Remand Visitation	RV	1.0	11	11	11	100%
Show Cause	SC	2.0	2	9	3	150%
Status Offense	ST	1.0	16	16	11	69%
Traffic	T	1.4	6	10	5	83%
Termination of Parental Rihts	TP	1.0	3	3	3	100%
Truancv/Runawav (Child in Need of Supervision)	TR	0.0	0	4	0	0%
Juvenile Total			184	346	153	83.2%
Totals			357	653	285	79.8%



	Total Filings with %
Custody Visitation (CV)	89 25%
Criminal Misdemeanor (CM)	53 15%
Civil Support (VS)	37 10%
Criminal Felony (CF)	33 9%
Delinquency Misdemeanor (DM)	32 9%
Others	113 32%
Total	357 100%

Special Case Activities

Non-Case	NC	1.0	1
Emeraencv Protective Order	PE	1.0	15
Emeraencv Protective Order	PE	1.0	2
Temporarv Detention Order	TD	1.0	2


Commonwealth of Virginia
Caseload Statistics of the J&DR District Courts

Warren

July 2016

	Filing Type	Hearings Per Case	Filings	Hearings	Concluded	Clearance Rate
Adult						
Protective Order - Non Familv Abuse	AP	0.0	1	1	0	0%
Capias	CA	2.3	8	14	10	125%
Criminal Felonv	CF	2.1	23	39	26	113%
Criminal Misdemeanor	CM	2.0	14	45	16	114%
Protective Order – Familv Abuse	FP	2.0	6	12	5	83%
Remand Support	RS	1.0	2	2	2	100%
Show Cause	SC	2.3	16	37	13	81%
Restricted License - Support	SL	1.0	1	1	1	100%
Civil Support	VS	1.6	26	42	26	100%
Adult Total			97	193	99	102.1%
Juvenile						
Abuse or Neglect	AN	4.0	3	7	1	33%
Protective Order – Non Familv Abuse	AP	2.0	1	7	6	600%
Capias	CA	0.0	0	2	0	0%
Child in Need of Services	CS	4.0	3	7	1	33%
Custody Visitation	CV	1.9	94	189	81	86%
Delinquencv Felonv	DF	0.0	0	3	0	0%
Delinquencv Misdemeanor	DM	2.5	10	23	4	40%
Entrustment Agreement	ET	1.0	2	2	2	100%
Foster Care Review	FC	1.0	5	5	5	100%
Initial Foster Care Review	IF	1.0	1	1	1	100%
Permanencv Planning	PH	1.3	3	4	4	133%
Paternity	PT	1.3	4	6	4	100%
Remand Custodv	RC	1.0	6	6	6	100%
Remand Visitation	RV	1.0	5	5	5	100%
Show Cause	SC	3.3	6	13	8	133%
Status Offense	ST	0.0	1	1	0	0%
Traffic	T	1.0	3	5	2	67%
Termination of Parental Rihts	TP	1.0	2	2	2	100%
Truancv/Runaway (Child in Need of Supervision)	TR	0.0	1	7	0	0%
Juvenile Total			150	295	132	88.0%
Totals			247	488	231	93.5%

New Cases



	Total Filings with %
Custody Visitation (CV)	94 38%
Civil Support (VS)	26 11%
Criminal Felony (CF)	23 9%
Show Cause (SC)	22 9%
Criminal Misdemeanor (CM)	14 6%
Others	68 28%
Total	247 100%

Special Case Activities

Emeraencv Protective Order	PE	1.0	19
Temporary Detention Order	TD	1.0	4

**Commonwealth of Virginia
Caseload Statistics of the J&DR District Courts**

Warren

June 2016

	Filing Type	Hearings Per Case	Filings	Hearings	Concluded	Clearance Rate
Adult						
Capias	CA	2.4	3	8	5	167%
Criminal Felony	CF	1.8	21	39	26	124%
Criminal Misdemeanor	CM	1.7	40	67	31	78%
Protective Order – Family Abuse	FP	2.2	5	14	10	200%
Motion - Modifv Protective Order	MP	1.0	2	2	2	100%
Remand Support	RS	1.0	1	1	1	100%
Show Cause	SC	2.1	14	31	13	93%
Civil Support	VS	1.9	32	50	33	103%
Adult Total			118	212	121	102.5%
Juvenile						
Abuse or Neglect	AN	3.0	0	2	1	0%
Protective Order – Non Family Abuse	AP	0.0	5	5	0	0%
Capias	CA	0.0	0	2	0	0%
Child in Need of Services	CS	0.0	0	1	0	0%
Custody Visitation	CV	2.3	92	184	91	99%
Delinquency Felony	DF	5.8	0	10	4	0%
Delinquency Misdemeanor	DM	2.4	15	43	19	127%
Permanency Planning	PH	1.0	1	1	1	100%
Paternity	PT	1.5	3	4	2	67%
Remand Custody	RC	1.0	3	3	3	100%
Child at Risk of Abuse or Neglect	RI	4.0	0	2	1	0%
Remand Visitation	RV	1.0	3	3	3	100%
Show Cause	SC	2.6	3	24	14	467%
Status Offense	ST	1.5	4	6	6	150%
Traffic	T	1.9	7	10	8	114%
Truancy/Runaway (Child in Need of Supervision)	TR	4.5	2	11	2	100%
Juvenile Total			138	311	155	112.3%
Totals			256	523	276	107.8%



	Total Filings with %
Custody Visitation (CV)	92 36%
Criminal Misdemeanor (CM)	40 16%
Civil Support (VS)	32 13%
Criminal Felony (CF)	21 8%
Show Cause (SC)	17 7%
Others	54 21%
Total	256 100%

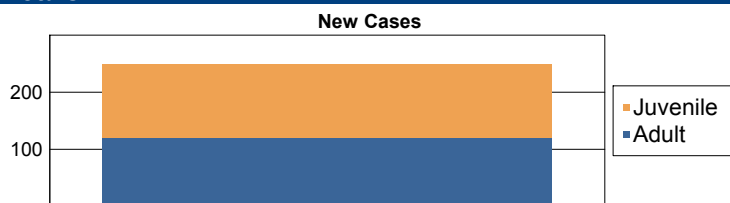
Special Case Activities

Emergency Protective Order	PE	1.0	15
----------------------------	----	-----	----

Commonwealth of Virginia
Caseload Statistics of the J&DR District Courts
 May 2016

Warren

	Filing Type	Hearings Per Case	Filings	Hearings	Concluded	Clearance Rate
Adult						
Capias	CA	3.1	4	13	7	175%
Criminal Felony	CF	2.4	15	39	15	100%
Criminal Misdemeanor	CM	2.1	23	49	18	78%
Protective Order – Family Abuse	FP	1.8	10	17	6	60%
Motion - Modifv Protective Order	MP	1.0	2	2	2	100%
Protective Order - Violation of Protective Order Conviction	PV	1.0	1	1	1	100%
Remand Support	RS	1.0	4	4	4	100%
Show Cause	SC	2.4	30	49	28	93%
Restricted License - Support	SL	1.0	2	2	2	100%
Civil Support	VS	1.6	29	46	24	83%
Adult Total			120	222	107	89.2%
Juvenile						
Abuse or Nelect	AN	2.3	4	8	4	100%
Capias	CA	0.0	1	1	0	0%
Child in Need of Services	CS	1.0	2	4	1	50%
Custody Visitation	CV	2.4	66	179	86	130%
Delinquency Felony	DF	4.0	0	13	5	0%
Delinquency Misdemeanor	DM	2.9	8	30	16	200%
Entrustment Agreement	ET	3.0	0	2	2	0%
Foster Care Review	FC	1.0	6	6	6	100%
Motion - Modifv Protective Order	MP	0.0	1	1	0	0%
Permanency Planning	PH	1.0	5	5	4	80%
Paternity	PT	1.7	2	4	3	150%
Remand Custody	RC	1.0	9	9	9	100%
Child at Risk of Abuse or Nelect	RI	0.0	1	2	0	0%
Remand Visitation	RV	1.0	9	9	9	100%
Show Cause	SC	2.1	6	15	8	133%
Status Offense	ST	1.0	1	1	1	100%
Traffic	T	1.7	5	9	6	120%
Termination of Parental Rihts	TP	3.0	0	3	3	0%
Truancy/Runaway (Child in Need of Supervision)	TR	3.0	2	10	4	200%
Juvenile Total			128	311	167	130.5%
Totals			248	533	274	110.5%



	Total Filings with %
Custody Visitation (CV)	66 27%
Show Cause (SC)	36 15%
Civil Support (VS)	29 12%
Criminal Misdemeanor (CM)	23 9%
Criminal Felony (CF)	15 6%
Others	79 32%
Total	248 100%

Special Case Activities

Emergency Protective Order	PE	1.0	16
Temporary Detention Order	TD	1.0	2

Commonwealth of Virginia
Caseload Statistics of the J&DR District Courts

Warren

April 2016

	Filing Type	Hearings Per Case	Filings	Hearings	Concluded	Clearance Rate
Adult						
Bond Forfeiture Show Cause	BF	3.0	0	1	1	0%
Capias	CA	2.5	5	18	8	160%
Criminal Felony	CF	1.8	37	63	41	111%
Criminal Misdemeanor	CM	2.3	18	50	28	156%
Protective Order – Familv Abuse	FP	1.9	8	15	7	88%
Motion - Modifv Protective Order	MP	1.0	3	3	3	100%
Protective Order - Violation of Protective Order Conviction	PV	1.0	1	1	1	100%
Remand Support	RS	1.0	4	4	4	100%
Show Cause	SC	2.7	20	57	38	190%
Restricted License - Support	SL	1.0	2	2	2	100%
Civil Support	VS	2.0	24	58	40	167%
Adult Total			122	272	173	141.8%
Juvenile						
Abuse or Neadlect	AN	4.0	1	6	4	400%
Capias	CA	1.0	1	1	1	100%
Child in Need of Services	CS	0.0	2	2	0	0%
Custody Visitation	CV	2.0	90	185	62	69%
Delinquency Felony	DF	2.8	3	12	4	133%
Delinquency Misdemeanor	DM	2.8	12	41	14	117%
Foster Care Review	FC	1.0	3	3	3	100%
Initial Foster Care Review	IF	1.8	1	4	4	400%
Motion - Modifv Protective Order	MP	1.0	5	5	5	100%
Paternity	PT	1.0	5	5	1	20%
Remand Custody	RC	1.0	10	10	10	100%
Remand Visitation	RV	1.0	10	10	10	100%
Show Cause	SC	3.0	9	19	5	56%
Status Offense	ST	5.0	0	3	3	0%
Traffic	T	1.0	4	5	2	50%
Truancy/Runaway (Child in Need of Supervision)	TR	3.0	1	7	3	300%
Juvenile Total			157	318	131	83.4%
Totals			279	590	304	109.0%



	Total Filings with %
Custody Visitation (CV)	90 32%
Criminal Felony (CF)	37 13%
Show Cause (SC)	29 10%
Civil Support (VS)	24 9%
Criminal Misdemeanor (CM)	18 6%
Others	81 29%
Total	279 100%

Special Case Activities

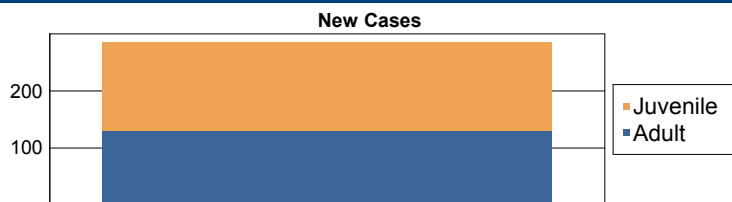
Emergency Protective Order	PE	1.0	15
----------------------------	----	-----	----

Commonwealth of Virginia
Caseload Statistics of the J&DR District Courts

Warren

March 2016

	Filing Type	Hearings Per Case	Filings	Hearings	Concluded	Clearance Rate
Adult						
Bond Forfeiture Show Cause	BF	0.0	0	1	0	0%
Capias	CA	1.6	7	12	9	129%
Criminal Felony	CF	3.0	20	53	34	170%
Criminal Misdemeanor	CM	1.9	38	58	28	74%
Protective Order – Family Abuse	FP	2.4	4	12	8	200%
Motion - Modify Protective Order	MP	1.7	2	3	3	150%
Other	OT	1.0	1	1	1	100%
Remand Support	RS	1.0	5	5	5	100%
Show Cause	SC	2.6	22	59	31	141%
Restricted License - Support	SL	1.0	2	2	2	100%
Civil Support	VS	1.7	29	53	38	131%
Adult Total			130	259	159	122.3%
Juvenile						
Abuse or Neglect	AN	0.0	2	6	0	0%
Protective Order – Non Family Abuse	AP	3.0	0	1	1	0%
Child in Need of Services	CS	0.0	1	2	0	0%
Custody Visitation	CV	2.3	88	183	92	105%
Delinquency Felony	DF	0.0	3	11	0	0%
Delinquency Misdemeanor	DM	2.7	9	39	10	111%
Entrustment Agreement	ET	0.0	0	2	0	0%
Foster Care Review	FC	1.0	1	1	1	100%
Protective Order – Family Abuse	FP	1.3	3	4	3	100%
Initial Foster Care Review	IF	0.0	3	3	0	0%
Permanency Planning	PH	1.0	1	1	1	100%
Paternity	PT	1.9	3	7	7	233%
Remand Custody	RC	1.0	10	10	10	100%
Remand Visitation	RV	1.0	10	10	10	100%
Show Cause	SC	1.8	12	23	4	33%
Status Offense	ST	1.7	1	7	3	300%
Traffic	T	2.3	3	4	4	133%
Termination of Parental Rights	TP	0.0	0	3	0	0%
Truancy/Runaway (Child in Need of Supervision)	TR	5.0	5	11	1	20%
Juvenile Total			155	328	147	94.8%
Totals			285	587	306	107.4%



	Total Filings with %
Custody Visitation (CV)	88 31%
Criminal Misdemeanor (CM)	38 13%
Show Cause (SC)	34 12%
Civil Support (VS)	29 10%
Criminal Felony (CF)	20 7%
Others	76 27%
Total	285 100%

Special Case Activities

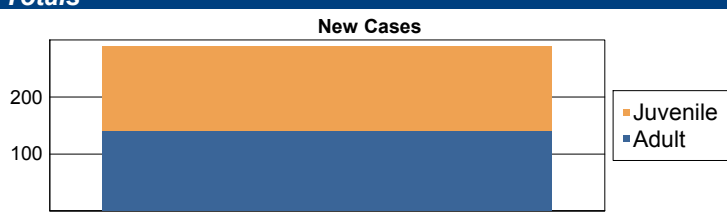
Emergency Protective Order	PE	1.0	10
Emergency Custody Order	EC	1.0	2
Emergency Protective Order	PE	1.0	2

Commonwealth of Virginia
Caseload Statistics of the J&DR District Courts

Warren

February 2016

	Filing Type	Hearings Per Case	Filings	Hearings	Concluded	Clearance Rate
Adult						
Bond Forfeiture Show Cause	BF	0.0	1	1	0	0%
Capias	CA	2.0	8	21	14	175%
Criminal Felony	CF	2.6	15	55	22	147%
Criminal Misdemeanor	CM	2.4	29	63	34	117%
Protective Order – Family Abuse	FP	2.2	11	18	9	82%
Motion - Modify Protective Order	MP	0.0	0	1	0	0%
Other	OT	1.0	6	6	6	100%
Protective Order - Violation of Protective Order Conviction	PV	1.0	2	2	2	100%
Remand Support	RS	1.0	5	5	5	100%
Show Cause	SC	2.1	31	64	29	94%
Restricted License - Support	SL	1.0	1	1	1	100%
Civil Support	VS	2.1	32	55	27	84%
Adult Total			141	292	149	105.7%
Juvenile						
Abuse or Neglect	AN	4.7	0	13	6	0%
Protective Order – Non Family Abuse	AP	2.0	1	3	1	100%
Child in Need of Services	CS	0.0	0	2	0	0%
Custody Visitation	CV	3.0	79	186	99	125%
Delinquency Felony	DF	6.0	1	13	4	400%
Delinquency Misdemeanor	DM	3.2	18	61	30	167%
Initial Foster Care Review	IF	1.0	3	3	3	100%
Paternity	PT	1.0	7	7	7	100%
Remand Custody	RC	1.0	7	7	7	100%
Remand Visitation	RV	1.0	8	8	8	100%
Show Cause	SC	2.6	15	31	14	93%
Status Offense	ST	2.3	1	4	3	300%
Traffic	T	2.0	0	1	1	0%
Truancy/Runaway (Child in Need of Supervision)	TR	4.5	8	15	2	25%
Juvenile Total			148	354	185	125.0%
Totals			289	646	334	115.6%



	Total Filings with %
Custody Visitation (CV)	79 27%
Show Cause (SC)	46 16%
Civil Support (VS)	32 11%
Criminal Misdemeanor (CM)	29 10%
Delinquency Misdemeanor (DM)	18 6%
Others	85 29%
Total	289 100%

Special Case Activities

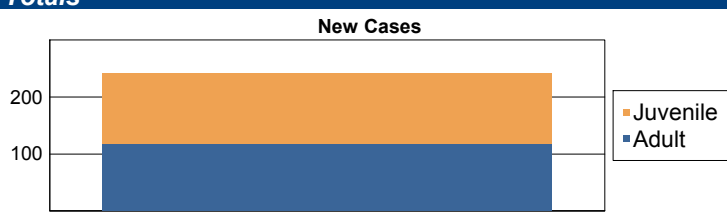
Non-Case	NC	1.0	2
Emergency Protective Order	PE	1.0	16

**Commonwealth of Virginia
Caseload Statistics of the J&DR District Courts**

Warren

January 2016

	Filing Type	Hearings Per Case	Filings	Hearings	Concluded	Clearance Rate
Adult						
Capias	CA	1.4	9	13	5	56%
Criminal Felony	CF	2.5	25	60	30	120%
Criminal Misdemeanor	CM	2.9	25	68	33	132%
Protective Order – Family Abuse	FP	2.0	7	15	5	71%
Motion - Modifv Protective Order	MP	4.0	0	1	1	0%
Other	OT	1.0	1	1	1	100%
Protective Order - Violation of Protective Order Conviction	PV	1.0	4	4	4	100%
Show Cause	SC	1.8	26	54	16	62%
Restricted License - Support	SL	1.0	3	3	3	100%
Civil Support	VS	1.9	18	44	20	111%
Adult Total			118	263	118	100.0%
Juvenile						
Abuse or Neglect	AN	3.8	3	14	5	167%
Protective Order – Non Family Abuse	AP	0.0	1	1	0	0%
Child in Need of Services	CS	0.0	2	2	0	0%
Custody Visitation	CV	2.1	74	193	84	114%
Delinquency Felony	DF	3.9	1	19	8	800%
Delinquency Misdemeanor	DM	2.9	18	70	32	178%
Foster Care Review	FC	1.0	2	2	2	100%
Initial Foster Care Review	IF	1.0	4	4	4	100%
Permanency Planning	PH	2.0	0	1	1	0%
Paternity	PT	0.0	1	2	0	0%
Child at Risk of Abuse or Neglect	RI	3.5	0	3	2	0%
Show Cause	SC	1.4	4	20	5	125%
Status Offense	ST	2.3	1	9	6	600%
Traffic	T	1.1	11	7	11	100%
Termination of Parental Rights	TP	2.0	0	1	1	0%
Truancy/Runaway (Child in Need of Supervision)	TR	3.0	1	9	2	200%
Juvenile Total			123	357	163	132.5%
Totals			241	620	281	116.6%



	Total Filings with %
Custody Visitation (CV)	74 31%
Show Cause (SC)	30 12%
Criminal Felony (CF)	25 10%
Criminal Misdemeanor (CM)	25 10%
Civil Support (VS)	18 7%
Others	69 29%
Total	241 100%

Special Case Activities

Emergency Protective Order	PE	1.0	11
Non-Case	NC	2.0	0
Temporary Detention Order	TD	1.0	4


Commonwealth of Virginia
Caseload Statistics of the J&DR District Courts

Washington

December 2016

	Filing Type	Hearings Per Case	Filings	Hearings	Concluded	Clearance Rate
Adult						
Capias	CA	2.6	5	20	7	140%
Criminal Felony	CF	5.6	11	38	10	91%
Criminal Misdemeanor	CM	2.9	14	48	12	86%
Protective Order – Family Abuse	FP	2.7	16	36	13	81%
Motion - Modifv Protective Order	MP	1.0	2	2	2	100%
Remand Support	RS	1.0	2	2	2	100%
Show Cause	SC	2.8	11	56	10	91%
Civil Support	VS	1.9	16	38	19	119%
Adult Total			77	240	75	97.4%
Juvenile						
Abuse or Neglect	AN	3.2	0	15	9	0%
Custody Visitation	CV	1.8	81	200	83	102%
Delinquency Felony	DF	0.0	1	10	0	0%
Delinquency Misdemeanor	DM	2.3	12	49	17	142%
Permanency Planning	PH	1.0	1	1	1	100%
Paternity	PT	0.0	1	1	0	0%
Remand Custody	RC	1.0	3	3	3	100%
Remand Visitation	RV	1.0	3	3	3	100%
Status Offense	ST	1.0	17	20	15	88%
Traffic	T	1.6	8	13	10	125%
Truancy/Runaway (Child in Need of Supervision)	TR	5.0	3	4	1	33%
Juvenile Total			130	319	142	109.2%
Totals			207	559	217	104.8%

New Cases



	Total Filings with %
Custody Visitation (CV)	81 39%
Status Offense (ST)	17 8%
Civil Support (VS)	16 8%
Protective Order – Family Abuse (FP)	16 8%
Criminal Misdemeanor (CM)	14 7%
Others	63 30%
Total	207 100%

Special Case Activities

Emergency Protective Order	PE	1.0	20
Temporary Detention Order	TD	1.0	10

Commonwealth of Virginia
Caseload Statistics of the J&DR District Courts

Washington

November 2016

	Filing Type	Hearings Per Case	Filings	Hearings	Concluded	Clearance Rate
Adult						
Protective Order - Non Family Abuse	AP	2.0	1	2	1	100%
Capias	CA	2.1	17	34	14	82%
Criminal Felony	CF	3.1	7	40	12	171%
Criminal Misdemeanor	CM	3.1	34	79	21	62%
Protective Order – Family Abuse	FP	2.3	7	22	15	214%
Motion - Modify Protective Order	MP	1.3	4	5	4	100%
Show Cause	SC	4.5	39	136	47	121%
Restricted License - Support	SL	1.0	1	1	1	100%
Civil Support	VS	2.8	21	49	22	105%
Adult Total			131	368	137	104.6%
Juvenile						
Abuse or Neglect	AN	4.0	11	25	1	9%
Relief of Custody	CR	3.0	0	1	1	0%
Custody Visitation	CV	2.5	70	230	98	140%
Delinquency Felony	DF	4.0	5	18	1	20%
Delinquency Misdemeanor	DM	2.6	29	47	11	38%
Initial Foster Care Review	IF	1.0	1	1	1	100%
Paternity	PT	0.0	0	1	0	0%
Status Offense	ST	1.0	8	10	7	88%
Traffic	T	1.8	6	11	9	150%
Juvenile Total			130	344	129	99.2%
Totals			261	712	266	101.9%



	Total Filings with %
Custody Visitation (CV)	70 27%
Show Cause (SC)	39 15%
Criminal Misdemeanor (CM)	34 13%
Delinquency Misdemeanor (DM)	29 11%
Civil Support (VS)	21 8%
Others	68 26%
Total	261 100%

Special Case Activities

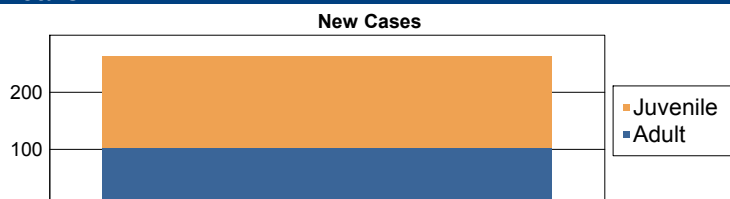
Emergency Protective Order	PE	1.0	24
----------------------------	----	-----	----

Commonwealth of Virginia
Caseload Statistics of the J&DR District Courts

Washington

October 2016

	Filing Type	Hearings Per Case	Filings	Hearings	Concluded	Clearance Rate
Adult						
Capias	CA	2.2	7	17	5	71%
Criminal Felonv	CF	3.8	15	37	9	60%
Criminal Misdemeanor	CM	3.4	22	73	31	141%
Protective Order – Family Abuse	FP	3.1	12	32	10	83%
Motion - Modifv Protective Order	MP	1.3	3	4	4	133%
Remand Support	RS	1.0	3	3	3	100%
Show Cause	SC	4.0	21	104	32	152%
Civil Support	VS	2.1	20	47	25	125%
Adult Total			103	317	119	115.5%
Juvenile						
Abuse or Neglect	AN	4.0	2	8	3	150%
Protective Order – Non Family Abuse	AP	2.0	0	1	1	0%
Relief of Custodv	CR	0.0	0	1	0	0%
Custodv Visitation	CV	2.6	104	232	119	114%
Delinquency Felonv	DF	5.0	1	7	3	300%
Delinquency Misdemeanor	DM	3.1	14	46	14	100%
Foster Care Review	FC	1.0	2	2	2	100%
Initial Foster Care Review	IF	1.0	3	3	3	100%
Permanency Planning	PH	1.0	3	3	3	100%
Paternity	PT	1.0	2	2	1	50%
Remand Custodv	RC	1.0	6	6	6	100%
Remand Visitation	RV	1.0	6	6	6	100%
Status Offense	ST	1.0	7	8	7	100%
Traffic	T	1.4	10	14	10	100%
Termination of Parental Rihts	TP	5.0	0	6	6	0%
Truancy/Runaway (Child in Need of Supervision)	TR	0.0	0	2	0	0%
	VA	1.0	1	1	1	100%
Juvenile Total			161	348	185	114.9%
Totals			264	665	304	115.2%



	Total Filings with %
Custody Visitation (CV)	104 39%
Criminal Misdemeanor (CM)	22 8%
Show Cause (SC)	21 8%
Civil Support (VS)	20 8%
Criminal Felony (CF)	15 6%
Others	82 31%
Total	264 100%

Special Case Activities

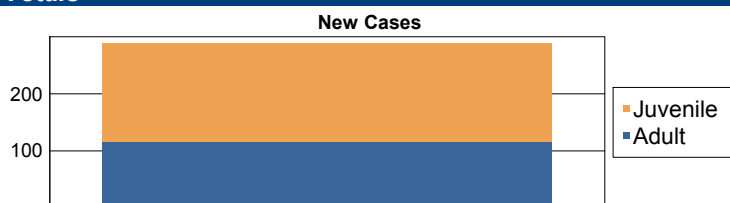
Emergency Protective Order	PE	1.0	19
Emergency Custodv Order	EC	1.0	4
Temporary Detention Order	TD	1.0	4

Commonwealth of Virginia
Caseload Statistics of the J&DR District Courts

Washington

September 2016

	Filing Type	Hearings Per Case	Filings	Hearings	Concluded	Clearance Rate
Adult						
Protective Order - Non Familv Abuse	AP	3.0	0	2	1	0%
Capias	CA	4.4	3	17	10	333%
Criminal Felony	CF	2.5	10	88	69	690%
Criminal Misdemeanor	CM	3.0	30	72	36	120%
Protective Order – Familv Abuse	FP	3.0	8	17	4	50%
Motion - Modifv Protective Order	MP	1.0	4	4	4	100%
Remand Support	RS	1.0	19	19	19	100%
Show Cause	SC	3.7	22	89	23	105%
Restricted License - Support	SL	1.0	1	1	1	100%
Civil Support	VS	2.4	19	46	30	158%
Adult Total			116	355	197	169.8%
Juvenile						
Abuse or Neglect	AN	0.0	4	12	0	0%
Protective Order - Non Familv Abuse	AP	2.0	3	5	2	67%
Relief of Custody	CR	1.0	5	5	4	80%
Custody Visitation	CV	3.5	72	252	99	138%
Delinquency Felony	DF	0.0	0	7	0	0%
Delinquency Misdemeanor	DM	2.0	8	30	8	100%
Foster Care Review	FC	1.0	3	3	3	100%
Permanency Planning	PH	1.3	9	12	12	133%
Remand Custody	RC	1.0	33	33	33	100%
Remand Visitation	RV	1.0	33	33	33	100%
Show Cause	SC	3.0	0	1	1	0%
Status Offense	ST	3.0	0	3	1	0%
Traffic	T	2.0	3	5	5	167%
Juvenile Total			173	401	201	116.2%
Totals			289	756	398	137.7%



	Total Filings with %
Custody Visitation (CV)	72 25%
Remand Custody (RC)	33 11%
Remand Visitation (RV)	33 11%
Criminal Misdemeanor (CM)	30 10%
Show Cause (SC)	22 8%
Others	99 34%
Total	289 100%

Special Case Activities

Emergency Protective Order	PE	1.0	28
Emergency Custody Order	EC	1.0	4
Temporary Detention Order	TD	1.0	8

Commonwealth of Virginia
Caseload Statistics of the J&DR District Courts
August 2016

Washington

	Filing Type	Hearings Per Case	Filings	Hearings	Concluded	Clearance Rate
Adult						
Protective Order - Non Familv Abuse	AP	0.0	1	1	0	0%
Capias	CA	2.5	5	14	10	200%
Criminal Felonv	CF	5.1	12	39	7	58%
Criminal Misdemeanor	CM	2.9	10	81	30	300%
Protective Order – Familv Abuse	FP	2.7	9	28	6	67%
Motion - Modifv Protective Order	MP	1.0	1	1	1	100%
Show Cause	SC	3.5	19	103	34	179%
Civil Support	VS	1.9	22	57	27	123%
Adult Total			79	324	115	145.6%
Juvenile						
Abuse or Neglect	AN	3.0	0	1	1	0%
Relief of Custodv	CR	2.0	2	4	2	100%
Custodv Visitation	CV	2.2	128	348	137	107%
Delinquencv Felonv	DF	4.3	3	15	3	100%
Delinquencv Misdemeanor	DM	3.0	18	46	14	78%
Foster Care Review	FC	1.0	3	3	3	100%
Motion - Modifv Protective Order	MP	2.0	0	7	7	0%
Permanencv Planning	PH	1.0	8	8	5	63%
Status Offense	ST	1.7	6	11	9	150%
Traffic	T	1.4	30	37	23	77%
Termination of Parental Rihts	TP	0.0	0	6	0	0%
Juvenile Total			198	486	204	103.0%
Totals			277	810	319	115.2%



	Total Filings with %	
Custody Visitation (CV)	128	46%
Traffic (T)	30	11%
Civil Support (VS)	22	8%
Show Cause (SC)	19	7%
Delinquency Misdemeanor (DM)	18	6%
Others	60	22%
Total	277	100%

Special Case Activities


Emeraency Protective Order	PE	1.0	22
Emeraency Protective Order	PE	1.0	2
Temporary Detention Order	TD	1.0	6

**Commonwealth of Virginia
Caseload Statistics of the J&DR District Courts**

Washington

July 2016

	Filing Type	Hearings Per Case	Filings	Hearings	Concluded	Clearance Rate
Adult						
Capias	CA	2.5	6	23	6	100%
Criminal Felonv	CF	2.7	57	101	3	5%
Criminal Misdemeanor	CM	3.1	31	84	18	58%
Protective Order – Family Abuse	FP	2.6	9	26	11	122%
Motion - Modifv Protective Order	MP	1.0	3	3	2	67%
Other	OT	1.0	1	1	1	100%
Show Cause	SC	3.8	19	97	29	153%
Restricted License - Support	SL	1.0	2	2	2	100%
Civil Support	VS	1.9	21	42	13	62%
Adult Total			149	379	85	57.0%
Juvenile						
Abuse or Neglect	AN	3.2	3	10	5	167%
Custody Visitation	CV	2.9	134	278	81	60%
Delinquency Felonv	DF	0.0	4	6	0	0%
Delinquency Misdemeanor	DM	7.0	7	14	1	14%
Foster Care Review	FC	1.0	1	1	1	100%
Initial Foster Care Review	IF	1.0	1	1	1	100%
Motion - Modifv Protective Order	MP	0.0	5	5	0	0%
Permanency Planning	PH	1.0	3	3	3	100%
Paternity	PT	2.0	0	1	1	0%
Show Cause	SC	2.0	4	8	3	75%
Status Offense	ST	1.2	14	16	14	100%
Traffic	T	1.4	9	14	7	78%
Juvenile Total			185	357	117	63.2%
Totals			334	736	202	60.5%



	Total Filings with %
Custody Visitation (CV)	134 40%
Criminal Felony (CF)	57 17%
Criminal Misdemeanor (CM)	31 9%
Show Cause (SC)	23 7%
Civil Support (VS)	21 6%
Others	68 20%
Total	334 100%

Special Case Activities

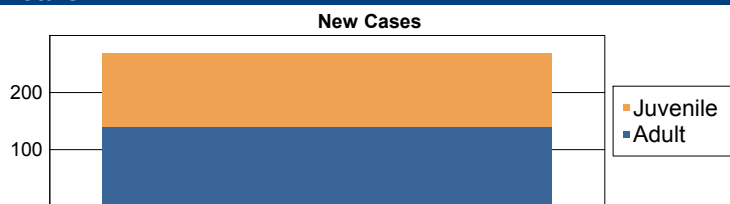
Emergency Protective Order	PE	1.0	15
Emergency Custody Order	EC	1.0	2
Temporary Detention Order	TD	1.0	6

**Commonwealth of Virginia
Caseload Statistics of the J&DR District Courts**

Washington

June 2016

	Filing Type	Hearings Per Case	Filings	Hearings	Concluded	Clearance Rate
Adult						
Cabias	CA	3.0	9	17	4	44%
Criminal Felonv	CF	3.5	13	54	8	62%
Criminal Misdemeanor	CM	3.5	33	105	36	109%
Protective Order – Family Abuse	FP	2.3	16	35	9	56%
Motion - Modifv Protective Order	MP	1.0	2	2	2	100%
Remand Support	RS	1.0	2	2	2	100%
Show Cause	SC	3.0	34	116	29	85%
Restricted License - Support	SL	1.0	1	1	1	100%
Civil Support	VS	2.2	29	60	29	100%
Adult Total			139	392	120	86.3%
Juvenile						
Abuse or Neglect	AN	3.7	0	7	3	0%
Custody Visitation	CV	2.6	67	252	88	131%
Delinquency Felonv	DF	8.0	0	1	1	0%
Delinquency Misdemeanor	DM	2.5	16	34	8	50%
Foster Care Review	FC	1.0	2	2	2	100%
Initial Foster Care Review	IF	1.0	2	2	2	100%
Motion - Modifv Protective Order	MP	0.0	2	2	0	0%
Permanency Planning	PH	1.0	1	1	1	100%
Paternity	PT	3.3	0	3	3	0%
Remand Custody	RC	1.0	4	4	4	100%
Remand Visitation	RV	1.0	4	4	4	100%
Status Offense	ST	1.3	13	16	15	115%
Traffic	T	1.1	19	21	16	84%
Termination of Parental Rights	TP	3.0	0	1	1	0%
Truancy/Runaway (Child in Need of Supervision)	TR	5.0	0	2	1	0%
Juvenile Total			130	352	149	114.6%
Totals			269	744	269	100.0%



	Total Filings with %
Custody Visitation (CV)	67 25%
Show Cause (SC)	34 13%
Criminal Misdemeanor (CM)	33 12%
Civil Support (VS)	29 11%
Traffic (T)	19 7%
Others	87 32%
Total	269 100%

Special Case Activities

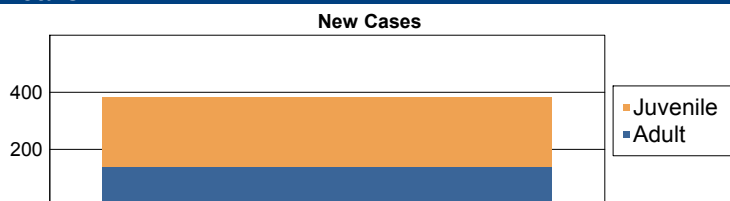
Emergency Protective Order	PE	1.0	47
Emergency Custody Order	EC	1.0	4
Emergency Protective Order	PE	1.0	2
Temporary Detention Order	TD	1.0	6

Commonwealth of Virginia
Caseload Statistics of the J&DR District Courts

Washington

May 2016

	Filing Type	Hearings Per Case	Filings	Hearings	Concluded	Clearance Rate
Adult						
Capias	CA	3.3	5	22	4	80%
Criminal Felonv	CF	3.5	17	40	11	65%
Criminal Misdemeanor	CM	3.6	27	92	34	126%
Protective Order – Family Abuse	FP	2.1	11	30	20	182%
Motion - Modifv Protective Order	MP	1.0	3	3	3	100%
Remand Support	RS	1.0	13	13	13	100%
Show Cause	SC	3.5	29	121	41	141%
Restricted License - Support	SL	2.0	0	1	1	0%
Civil Support	VS	1.8	34	66	33	97%
Adult Total			139	388	160	115.1%
Juvenile						
Abuse or Neglect	AN	1.6	9	16	5	56%
Relief of Custodv	CR	3.0	0	3	1	0%
Custodv Visitation	CV	2.0	153	313	128	84%
Delinquency Felonv	DF	5.0	1	6	4	400%
Delinquency Misdemeanor	DM	3.2	11	33	14	127%
Foster Care Review	FC	1.0	6	6	6	100%
Initial Foster Care Review	IF	1.0	3	3	3	100%
Permanency Planning	PH	1.0	5	5	5	100%
Paternity	PT	1.5	1	2	2	200%
Remand Custodv	RC	1.0	20	20	20	100%
Remand Visitation	RV	1.0	20	20	20	100%
Show Cause	SC	2.0	0	1	1	0%
Status Offense	ST	1.0	11	9	9	82%
Traffic	T	1.3	5	5	3	60%
Termination of Parental Rihts	TP	8.0	0	8	2	0%
Truancy/Runaway (Child in Need of Supervision)	TR	0.0	1	1	0	0%
Juvenile Total			246	451	223	90.7%
Totals			385	839	383	99.5%



	Total Filings with %
Custody Visitation (CV)	153 40%
Civil Support (VS)	34 9%
Show Cause (SC)	29 8%
Criminal Misdemeanor (CM)	27 7%
Remand Custody (RC)	20 5%
Others	122 32%
Total	385 100%

Special Case Activities

Non-Case	NC	1.0	1
Emergency Protective Order	PE	1.0	27
Emergency Custody Order	EC	1.0	4
Emergency Protective Order	PE	1.0	2
Temporary Detention Order	TD	1.0	10

Commonwealth of Virginia
Caseload Statistics of the J&DR District Courts

Washington

April 2016

	Filing Type	Hearings Per Case	Filings	Hearings	Concluded	Clearance Rate
Adult						
Bond Forfeiture Show Cause	BF	1.0	1	1	1	100%
Capias	CA	4.0	5	15	2	40%
Criminal Felony	CF	2.9	10	39	11	110%
Criminal Misdemeanor	CM	3.0	22	89	19	86%
Protective Order – Familv Abuse	FP	2.4	14	30	13	93%
Motion - Modifv Protective Order	MP	1.2	4	5	5	125%
Remand Support	RS	1.0	7	7	7	100%
Show Cause	SC	3.4	61	175	52	85%
Restricted License - Support	SL	1.0	5	5	4	80%
Civil Support	VS	2.0	20	44	22	110%
Adult Total			149	410	136	91.3%
Juvenile						
Abuse or Nealect	AN	2.5	4	8	2	50%
Protective Order – Non Familv Abuse	AP	2.0	1	2	1	100%
Relief of Custody	CR	0.0	1	1	0	0%
Custody Visitation	CV	2.0	93	200	86	92%
Delinquency Felony	DF	0.0	0	1	0	0%
Delinquency Misdemeanor	DM	2.3	7	20	6	86%
Entrustment Agreement	ET	1.0	3	3	3	100%
Foster Care Review	FC	1.0	4	4	4	100%
Motion - Modifv Protective Order	MP	1.0	3	3	3	100%
Permanency Planning	PH	1.0	4	4	4	100%
Paternity	PT	0.0	2	2	0	0%
Remand Custody	RC	1.0	18	18	18	100%
Remand Visitation	RV	1.0	18	18	18	100%
Show Cause	SC	1.0	3	3	2	67%
Status Offense	ST	1.4	5	9	5	100%
Traffic	T	1.7	10	14	11	110%
Termination of Parental Rihts	TP	3.0	0	9	1	0%
Truancy/Runaway (Child in Need of Supervision)	TR	2.0	1	2	1	100%
Juvenile Total			177	321	165	93.2%
Totals			326	731	301	92.3%

New Cases



	Total Filings with %
Custody Visitation (CV)	93 29%
Show Cause (SC)	64 20%
Criminal Misdemeanor (CM)	22 7%
Civil Support (VS)	20 6%
Remand Custody (RC)	18 6%
Others	109 33%
Total	326 100%

Special Case Activities


Emergency Protective Order	PE	1.0	31
Emergency Custody Order	EC	1.0	2
Temporary Detention Order	TD	1.0	6

**Commonwealth of Virginia
Caseload Statistics of the J&DR District Courts**

Washington

March 2016

	Filing Type	Hearings Per Case	Filings	Hearings	Concluded	Clearance Rate
Adult						
Capias	CA	2.3	8	17	9	113%
Criminal Felonv	CF	2.6	6	24	5	83%
Criminal Misdemeanor	CM	2.6	21	73	28	133%
Protective Order – Family Abuse	FP	2.0	12	23	6	50%
Motion - Modifv Protective Order	MP	1.0	4	4	3	75%
Other	OT	1.0	1	2	1	100%
Remand Support	RS	1.0	7	7	7	100%
Show Cause	SC	3.9	35	115	45	129%
Restricted License - Support	SL	1.0	1	1	1	100%
Civil Support	VS	2.0	20	45	24	120%
Adult Total			115	311	129	112.2%
Juvenile						
Abuse or Nealect	AN	0.0	1	3	0	0%
Relief of Custodv	CR	3.0	0	1	1	0%
Custody Visitation	CV	2.1	129	296	131	102%
Delinquency Felonv	DF	7.7	0	5	3	0%
Delinquency Misdemeanor	DM	3.5	3	28	16	533%
Foster Care Review	FC	1.0	5	5	5	100%
Initial Foster Care Review	IF	1.0	2	2	2	100%
Permanency Planning	PH	1.0	3	3	3	100%
Paternity	PT	0.0	0	4	0	0%
Remand Custodv	RC	1.0	13	13	13	100%
Remand Visitation	RV	1.0	13	13	13	100%
Status Offense	ST	1.0	28	28	28	100%
Traffic	T	1.7	12	22	19	158%
Termination of Parental Rights	TP	0.0	0	2	0	0%
Juvenile Total			209	425	234	112.0%
Totals			324	736	363	112.0%



	Total Filings with %
Custody Visitation (CV)	129 40%
Show Cause (SC)	35 11%
Status Offense (ST)	28 9%
Criminal Misdemeanor (CM)	21 6%
Civil Support (VS)	20 6%
Others	91 28%
Total	324 100%

Special Case Activities

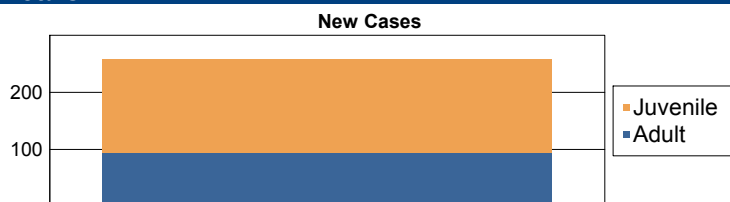
Non-Case	NC	1.0	1
Emergency Protective Order	PE	1.0	21
Emergency Custody Order	EC	1.0	2
Temporary Detention Order	TD	1.0	8

**Commonwealth of Virginia
Caseload Statistics of the J&DR District Courts**

Washington

February 2016

	Filing Type	Hearings Per Case	Filings	Hearings	Concluded	Clearance Rate
Adult						
Capias	CA	5.2	1	12	6	600%
Criminal Felonv	CF	3.8	8	22	5	63%
Criminal Misdemeanor	CM	2.6	24	65	24	100%
Protective Order – Family Abuse	FP	2.6	10	23	10	100%
Remand Support	RS	1.0	1	1	1	100%
Show Cause	SC	3.4	19	98	43	226%
Restricted License - Support	SL	1.0	1	1	1	100%
Civil Support	VS	1.8	31	59	29	94%
Adult Total			95	281	119	125.3%
Juvenile						
Abuse or Neglect	AN	3.0	0	1	1	0%
Capias	CA	2.0	1	2	1	100%
Relief of Custody	CR	1.0	1	1	1	100%
Custody Visitation	CV	2.3	96	220	81	84%
Delinquency Felonv	DF	14.0	1	6	3	300%
Delinquency Misdemeanor	DM	2.4	9	38	15	167%
Foster Care Review	FC	1.0	3	3	3	100%
Permanency Planning	PH	1.5	6	9	6	100%
Paternity	PT	3.0	3	4	1	33%
Status Offense	ST	1.1	31	36	29	94%
Traffic	T	2.0	7	13	15	214%
Termination of Parental Rights	TP	0.0	6	12	0	0%
Truancy/Runaway (Child in Need of Supervision)	TR	0.0	0	1	0	0%
Juvenile Total			164	346	156	95.1%
Totals			259	627	275	106.2%



	Total Filings with %
Custody Visitation (CV)	96 37%
Civil Support (VS)	31 12%
Status Offense (ST)	31 12%
Criminal Misdemeanor (CM)	24 9%
Show Cause (SC)	19 7%
Others	58 22%
Total	259 100%

Special Case Activities

Non-Case	NC	1.0	2
Emergency Protective Order	PE	1.0	22
Temporary Detention Order	TD	1.0	8

**Commonwealth of Virginia
Caseload Statistics of the J&DR District Courts**

Washington

January 2016

	Filing Type	Hearings Per Case	Filings	Hearings	Concluded	Clearance Rate
Adult						
Bond Forfeiture Show Cause	BF	1.0	2	2	2	100%
Capias	CA	3.5	11	24	11	100%
Criminal Felony	CF	4.6	8	21	5	63%
Criminal Misdemeanor	CM	4.0	21	67	23	110%
Protective Order – Familv Abuse	FP	2.5	7	16	6	86%
Other	OT	2.0	0	2	1	0%
Show Cause	SC	4.1	48	162	35	73%
Civil Support	VS	1.9	31	57	27	87%
Adult Total			128	351	110	85.9%
Juvenile						
Abuse or Neglect	AN	4.0	1	5	3	300%
Relief of Custody	CR	0.0	0	1	0	0%
Custody Visitation	CV	2.5	100	217	68	68%
Delinquency Felony	DF	6.0	0	7	4	0%
Delinquency Misdemeanor	DM	2.6	18	39	11	61%
Entrustment Agreement	ET	1.0	1	1	1	100%
Foster Care Review	FC	1.0	2	2	2	100%
Initial Foster Care Review	IF	1.0	4	4	4	100%
Motion - Modifv Protective Order	MP	1.0	3	3	3	100%
Permanency Planning	PH	1.0	3	3	3	100%
Paternity	PT	6.0	0	1	1	0%
Show Cause	SC	3.0	0	4	4	0%
Status Offense	ST	2.0	3	10	8	267%
Traffic	T	1.6	12	20	17	142%
Termination of Parental Rights	TP	3.0	0	3	1	0%
Truancy/Runaway (Child in Need of Supervision)	TR	0.0	1	3	0	0%
Juvenile Total			148	323	130	87.8%
Totals			276	674	240	87.0%



	Total Filings with %	
Custody Visitation (CV)	100	36%
Show Cause (SC)	48	17%
Civil Support (VS)	31	11%
Criminal Misdemeanor (CM)	21	8%
Delinquency Misdemeanor (DM)	18	7%
Others	58	21%
Total	276	100%

Special Case Activities

Non-Case	NC	1.0	1
Emergency Protective Order	PE	1.0	17
Temporary Detention Order	TD	1.0	2

Commonwealth of Virginia
Caseload Statistics of the J&DR District Courts

Waynesboro

December 2016

	Filing Type	Hearings Per Case	Filings	Hearings	Concluded	Clearance Rate
Adult						
Capias	CA	1.3	10	17	9	90%
Criminal Felonv	CF	3.0	4	36	6	150%
Criminal Misdemeanor	CM	3.1	7	30	9	129%
Protective Order – Family Abuse	FP	2.8	5	9	4	80%
Motion - Modifv Protective Order	MP	1.0	1	1	1	100%
Remand Support	RS	1.0	1	1	1	100%
Show Cause	SC	3.4	13	58	14	108%
Restricted License - Support	SL	1.0	2	2	2	100%
Civil Support	VS	1.6	17	36	22	129%
Adult Total			60	190	68	113.3%
Juvenile						
Abuse or Neglect	AN	5.0	0	3	1	0%
Capias	CA	0.0	0	1	0	0%
Custody Visitation	CV	1.6	62	100	70	113%
Delinquency Felonv	DF	2.5	4	8	2	50%
Delinquency Misdemeanor	DM	2.8	1	10	5	500%
Emancipation	EP	0.0	1	1	0	0%
Foster Care Review	FC	1.0	6	7	6	100%
Motion - Modifv Protective Order	MP	1.0	1	1	1	100%
Permanency Planning	PH	1.0	3	4	3	100%
Remand Custody	RC	1.0	1	1	1	100%
Remand Visitation	RV	1.0	1	1	1	100%
Show Cause	SC	0.0	1	1	0	0%
Status Offense	ST	2.0	3	9	3	100%
Traffic	T	2.0	2	3	1	50%
Truancy/Runaway (Child in Need of Supervision)	TR	2.7	2	9	3	150%
Juvenile Total			88	159	97	110.2%
Totals			148	349	165	111.5%



	Total Filings with %
Custody Visitation (CV)	62 42%
Civil Support (VS)	17 11%
Show Cause (SC)	14 9%
Capias (CA)	10 7%
Criminal Misdemeanor (CM)	7 5%
Others	38 26%
Total	148 100%

Special Case Activities

Non-Case	NC	1.0	5
Emergency Protective Order	PE	1.0	10
Non-Case	NC	1.0	7

Commonwealth of Virginia
Caseload Statistics of the J&DR District Courts

Waynesboro

November 2016

	Filing Type	Hearings Per Case	Filings	Hearings	Concluded	Clearance Rate
Adult						
Capias	CA	1.8	10	19	9	90%
Criminal Felonv	CF	0.0	27	33	0	0%
Criminal Misdemeanor	CM	2.5	12	41	15	125%
Protective Order – Family Abuse	FP	2.5	4	9	4	100%
Motion - Modifv Protective Order	MP	1.0	1	1	1	100%
Show Cause	SC	2.3	33	87	36	109%
Restricted License - Support	SL	2.0	1	2	1	100%
Civil Support	VS	1.2	37	49	30	81%
Adult Total			125	241	96	76.8%

Juvenile						
Abuse or Neglect	AN	4.4	3	16	10	333%
Custody Visitation	CV	1.7	69	112	85	123%
Delinquency Felonv	DF	2.0	1	5	2	200%
Delinquency Misdemeanor	DM	3.3	9	22	7	78%
Foster Care Review	FC	1.0	1	1	1	100%
Motion - Modifv Protective Order	MP	1.0	5	5	5	100%
Permanency Planning	PH	1.0	1	1	1	100%
Paternity	PT	3.0	2	4	1	50%
Show Cause	SC	2.0	1	2	1	100%
Status Offense	ST	2.5	4	10	2	50%
Termination of Parental Rights	TP	2.0	0	4	4	0%
Truancy/Runaway (Child in Need of Supervision)	TR	3.6	2	10	5	250%
Juvenile Total			98	192	124	126.5%

Totals			223	433	220	98.7%
---------------	--	--	------------	------------	------------	--------------

New Cases



	Total Filings with %
Custody Visitation (CV)	69 31%
Civil Support (VS)	37 17%
Show Cause (SC)	34 15%
Criminal Felony (CF)	27 12%
Criminal Misdemeanor (CM)	12 5%
Others	44 20%
Total	223 100%

Special Case Activities

Non-Case	NC	1.0	1
Emergency Protective Order	PE	1.0	12
Non-Case	NC	1.0	4

Commonwealth of Virginia
Caseload Statistics of the J&DR District Courts

Waynesboro

October 2016

	Filing Type	Hearings Per Case	Filings	Hearings	Concluded	Clearance Rate
Adult						
Protective Order - Non Family Abuse	AP	2.0	1	2	1	100%
Capias	CA	1.6	11	20	8	73%
Criminal Felony	CF	2.0	2	5	2	100%
Criminal Misdemeanor	CM	2.4	16	45	16	100%
Protective Order – Family Abuse	FP	1.8	3	10	6	200%
Motion - Modify Protective Order	MP	1.0	6	6	6	100%
Protective Order - Violation of Protective Order Conviction	PV	1.0	1	1	1	100%
Remand Support	RS	1.0	5	5	5	100%
Show Cause	SC	2.9	28	95	29	104%
Restricted License - Support	SL	1.0	2	2	2	100%
Civil Support	VS	2.0	19	33	19	100%
Adult Total			94	224	95	101.1%
Juvenile						
Abuse or Neglect	AN	0.0	1	12	0	0%
Capias	CA	0.0	0	1	0	0%
Child in Need of Services	CS	4.0	1	2	1	100%
Custody Visitation	CV	1.9	55	92	45	82%
Delinquency Felony	DF	2.0	6	11	3	50%
Delinquency Misdemeanor	DM	5.7	3	105	3	100%
Foster Care Review	FC	1.1	7	8	7	100%
Permanency Planning	PH	1.3	4	5	4	100%
Paternity	PT	2.0	0	2	1	0%
Remand Custody	RC	1.0	11	11	11	100%
Remand Visitation	RV	1.0	11	11	11	100%
Show Cause	SC	2.0	2	4	2	100%
Status Offense	ST	2.5	3	9	2	67%
Traffic	T	0.0	0	1	0	0%
Termination of Parental Rights	TP	1.0	1	1	1	100%
Truancy/Runaway (Child in Need of Supervision)	TR	1.0	4	5	1	25%
Juvenile Total			109	280	92	84.4%
Totals			203	504	187	92.1%

New Cases



	Total Filings with %
Custody Visitation (CV)	55 27%
Show Cause (SC)	30 15%
Civil Support (VS)	19 9%
Criminal Misdemeanor (CM)	16 8%
Capias (CA)	11 5%
Others	72 35%
Total	203 100%

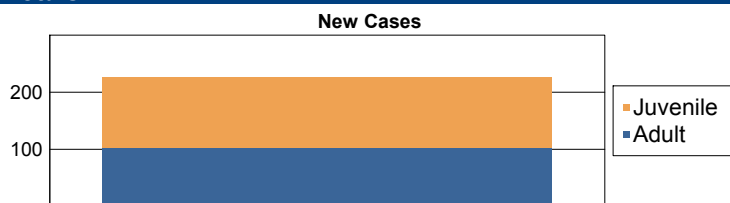
Special Case Activities

Emergency Protective Order	PE	1.0	16
Mental Commitment	MC	1.0	1
Non-Case	NC	1.0	1

Commonwealth of Virginia
Caseload Statistics of the J&DR District Courts
September 2016

Waynesboro

	Filing Type	Hearings Per Case	Filings	Hearings	Concluded	Clearance Rate
Adult						
Capias	CA	2.0	11	20	10	91%
Criminal Felonv	CF	1.8	9	15	5	56%
Criminal Misdemeanor	CM	2.1	16	37	14	88%
Protective Order – Family Abuse	FP	2.6	5	14	7	140%
Motion - Modifv Protective Order	MP	1.0	3	3	3	100%
Other	OT	1.0	2	2	2	100%
Remand Support	RS	1.6	4	5	5	125%
Show Cause	SC	2.4	27	91	38	141%
Restricted License - Support	SL	1.0	3	3	3	100%
Civil Support	VS	1.6	23	38	28	122%
Adult Total			103	228	115	111.7%
Juvenile						
Abuse or Nealect	AN	3.5	9	30	4	44%
Capias	CA	0.0	1	2	0	0%
Relief of Custody	CR	2.0	1	2	1	100%
Child in Need of Services	CS	2.0	1	4	3	300%
Custody Visitation	CV	1.9	74	148	75	101%
Delinquency Felonv	DF	6.1	2	14	7	350%
Delinquency Misdemeanor	DM	3.7	7	28	6	86%
Foster Care Review	FC	1.0	1	1	1	100%
Initial Foster Care Review	IF	1.0	2	2	2	100%
Motion - Modifv Protective Order	MP	1.0	3	3	3	100%
Permanency Planning	PH	1.0	1	1	1	100%
Paternity	PT	0.0	1	1	0	0%
Remand Custody	RC	1.0	6	6	6	100%
Remand Visitation	RV	1.0	6	6	6	100%
Show Cause	SC	1.0	1	1	1	100%
Status Offense	ST	5.3	3	12	3	100%
Traffic	T	0.0	0	1	0	0%
Termination of Parental Rihts	TP	1.0	2	2	2	100%
Truancy/Runaway (Child in Need of Supervision)	TR	2.5	3	11	2	67%
Juvenile Total			124	275	123	99.2%
Totals			227	503	238	104.8%



	Total Filings with %
Custody Visitation (CV)	74 33%
Show Cause (SC)	28 12%
Civil Support (VS)	23 10%
Criminal Misdemeanor (CM)	16 7%
Capias (CA)	12 5%
Others	74 33%
Total	227 100%

Special Case Activities

Emergency Protective Order	PE	1.0	14
Non-Case	NC	1.0	3
Temporary Detention Order	TD	1.0	6

Commonwealth of Virginia
Caseload Statistics of the J&DR District Courts
August 2016

Waynesboro

	Filing Type	Hearings Per Case	Filings	Hearings	Concluded	Clearance Rate
Adult						
Capias	CA	2.3	7	20	9	129%
Criminal Felonv	CF	1.7	4	8	3	75%
Criminal Misdemeanor	CM	3.0	13	33	13	100%
Protective Order – Family Abuse	FP	2.2	12	25	13	108%
Motion - Modifv Protective Order	MP	1.0	2	2	2	100%
Protective Order - Violation of Protective Order Conviction	PV	1.0	2	2	2	100%
Remand Support	RS	1.0	1	1	1	100%
Show Cause	SC	2.6	44	116	38	86%
Civil Support	VS	1.5	31	53	26	84%
Adult Total			116	260	107	92.2%
Juvenile						
Abuse or Neglect	AN	4.0	2	12	6	300%
Child in Need of Services	CS	0.0	0	1	0	0%
Custody Visitation	CV	1.7	83	166	100	120%
Delinquency Felonv	DF	5.0	0	3	1	0%
Delinquency Misdemeanor	DM	3.0	10	22	9	90%
Foster Care Review	FC	1.0	6	6	6	100%
Paternity	PT	2.5	2	3	2	100%
Remand Custody	RC	1.0	2	2	2	100%
Remand Visitation	RV	1.0	2	2	2	100%
Show Cause	SC	2.5	1	2	2	200%
Traffic	T	2.0	4	6	2	50%
Termination of Parental Rights	TP	1.0	4	4	1	25%
Truancy/Runaway (Child in Need of Supervision)	TR	0.0	1	4	0	0%
Juvenile Total			117	233	133	113.7%
Totals			233	493	240	103.0%



	Total Filings with %
Custody Visitation (CV)	83 36%
Show Cause (SC)	45 19%
Civil Support (VS)	31 13%
Criminal Misdemeanor (CM)	13 6%
Protective Order – Family Abuse (FP)	12 5%
Others	49 21%
Total	233 100%

Special Case Activities

Non-Case	NC	1.0	1
Emergency Protective Order	PE	1.0	18
Non-Case	NC	1.0	2

Commonwealth of Virginia
Caseload Statistics of the J&DR District Courts

Waynesboro

July 2016

	Filing Type	Hearings Per Case	Filings	Hearings	Concluded	Clearance Rate
Adult						
Capias	CA	1.8	8	16	12	150%
Criminal Felony	CF	2.0	2	6	4	200%
Criminal Misdemeanor	CM	2.0	16	44	15	94%
Protective Order – Family Abuse	FP	2.3	7	14	4	57%
Motion - Modifv Protective Order	MP	2.0	0	1	1	0%
Remand Support	RS	1.0	4	4	4	100%
Show Cause	SC	2.4	41	93	28	68%
Restricted License - Support	SL	1.0	1	1	1	100%
Civil Support	VS	1.2	35	41	33	94%
Adult Total			114	220	102	89.5%
Juvenile						
Abuse or Neglect	AN	3.0	3	11	3	100%
Protective Order – Non Familv Abuse	AP	3.0	0	2	1	0%
Child in Need of Services	CS	1.0	2	2	1	50%
Custody Visitation	CV	1.3	77	97	66	86%
Delinquency Felony	DF	0.0	0	7	0	0%
Delinquency Misdemeanor	DM	3.0	0	17	3	0%
Foster Care Review	FC	1.0	7	7	7	100%
Motion - Modifv Protective Order	MP	1.0	1	1	1	100%
Permanency Planning	PH	1.0	2	2	2	100%
Paternity	PT	3.0	0	1	1	0%
Remand Custody	RC	1.0	6	6	6	100%
Remand Visitation	RV	1.0	6	6	6	100%
Show Cause	SC	0.0	0	1	0	0%
Status Offense	ST	0.0	1	3	0	0%
Traffic	T	0.0	2	2	0	0%
Termination of Parental Rights	TP	1.0	2	2	1	50%
Truancy/Runaway (Child in Need of Supervision)	TR	0.0	1	1	0	0%
Juvenile Total			110	168	98	89.1%
Totals			224	388	200	89.3%

New Cases



	Total Filings with %	
Custody Visitation (CV)	77	34%
Show Cause (SC)	41	18%
Civil Support (VS)	35	16%
Criminal Misdemeanor (CM)	16	7%
Capias (CA)	8	4%
Others	47	21%
Total	224	100%

Special Case Activities

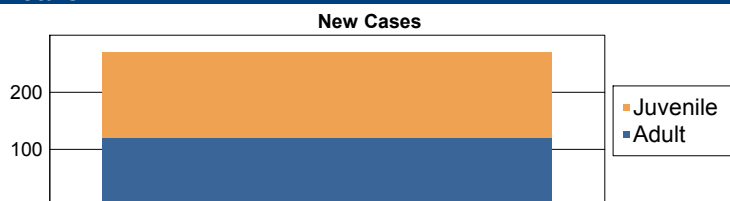
Emergency Protective Order	PE	1.0	17
Non-Case	NC	1.0	4
Temporary Detention Order	TD	1.0	2

Commonwealth of Virginia
Caseload Statistics of the J&DR District Courts

Waynesboro

June 2016

	Filing Type	Hearings Per Case	Filings	Hearings	Concluded	Clearance Rate
Adult						
Capias	CA	2.0	15	29	14	93%
Criminal Felony	CF	1.8	8	11	4	50%
Criminal Misdemeanor	CM	2.6	21	54	20	95%
Protective Order – Family Abuse	FP	2.8	5	11	4	80%
Motion - Modify Protective Order	MP	1.0	1	1	1	100%
Remand Support	RS	1.0	2	2	2	100%
Show Cause	SC	2.9	52	105	38	73%
Civil Support	VS	1.6	17	25	16	94%
Adult Total			121	238	99	81.8%
Juvenile						
Abuse or Neglect	AN	4.0	6	15	1	17%
Protective Order – Non Family Abuse	AP	0.0	1	1	0	0%
Relief of Custody	CR	2.0	0	1	1	0%
Child in Need of Services	CS	0.0	2	2	0	0%
Custody Visitation	CV	1.6	86	119	70	81%
Delinquency Felony	DF	4.8	3	26	9	300%
Delinquency Misdemeanor	DM	3.4	9	32	12	133%
Foster Care Review	FC	1.0	4	4	4	100%
Initial Foster Care Review	IF	1.0	1	1	1	100%
Motion - Modify Protective Order	MP	1.0	20	20	20	100%
Permanency Planning	PH	1.0	3	3	3	100%
Remand Custody	RC	1.0	2	2	2	100%
Remand Visitation	RV	1.0	4	4	4	100%
Show Cause	SC	2.0	0	1	1	0%
Status Offense	ST	2.5	4	9	4	100%
Traffic	T	2.0	2	4	2	100%
Truancy/Runaway (Child in Need of Supervision)	TR	2.5	3	5	2	67%
Juvenile Total			150	249	136	90.7%
Totals			271	487	235	86.7%



	Total Filings with %
Custody Visitation (CV)	86 32%
Show Cause (SC)	52 19%
Criminal Misdemeanor (CM)	21 8%
Motion - Modify Protective Order (MP)	21 8%
Civil Support (VS)	17 6%
Others	74 27%
Total	271 100%

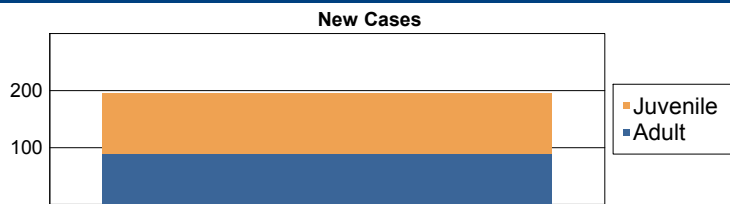
Special Case Activities

Emergency Protective Order	PE	1.0	16
Non-Case	NC	1.0	2
Temporary Detention Order	TD	1.0	2

Commonwealth of Virginia
Caseload Statistics of the J&DR District Courts
 May 2016

Waynesboro

	Filing Type	Hearings Per Case	Filings	Hearings	Concluded	Clearance Rate
Adult						
Capias	CA	2.4	8	17	7	88%
Criminal Felonv	CF	1.3	4	9	3	75%
Criminal Misdemeanor	CM	2.8	18	57	21	117%
Protective Order – Family Abuse	FP	2.3	6	26	16	267%
Motion - Modifv Protective Order	MP	1.0	6	6	5	83%
Protective Order - Violation of Protective Order Conviction	PV	1.0	1	1	1	100%
Show Cause	SC	4.5	18	67	22	122%
Civil Support	VS	1.4	28	42	27	96%
Adult Total			89	225	102	114.6%
Juvenile						
Abuse or Neglect	AN	4.0	2	14	9	450%
Child in Need of Services	CS	3.0	0	2	1	0%
Custody Visitation	CV	1.6	74	118	66	89%
Delinquency Felonv	DF	3.0	3	14	2	67%
Delinquency Misdemeanor	DM	2.4	9	34	16	178%
Foster Care Review	FC	1.0	4	4	4	100%
Permanency Planning	PH	1.0	3	3	3	100%
Paternity	PT	0.0	0	3	0	0%
Show Cause	SC	2.0	1	3	1	100%
Status Offense	ST	5.5	1	5	2	200%
Termination of Parental Rights	TP	1.0	8	8	8	100%
Truancy/Runaway (Child in Need of Supervision)	TR	6.0	1	3	1	100%
Juvenile Total			106	211	113	106.6%
Totals			195	436	215	110.3%



	Total Filings with %
Custody Visitation (CV)	74 38%
Civil Support (VS)	28 14%
Show Cause (SC)	19 10%
Criminal Misdemeanor (CM)	18 9%
Delinquency Misdemeanor (DM)	9 5%
Others	47 24%
Total	195 100%

Special Case Activities

Emergency Protective Order	PE	1.0	19
Mental Commitment	MC	1.0	4
Non-Case	NC	1.0	5
Temporary Detention Order	TD	1.0	4

Commonwealth of Virginia
Caseload Statistics of the J&DR District Courts

Waynesboro

April 2016

	Filing Type	Hearings Per Case	Filings	Hearings	Concluded	Clearance Rate
Adult						
Capias	CA	2.2	5	17	10	200%
Criminal Felony	CF	2.0	4	8	6	150%
Criminal Misdemeanor	CM	2.6	23	43	12	52%
Protective Order – Family Abuse	FP	1.9	16	24	8	50%
Motion - Modifv Protective Order	MP	1.0	3	3	3	100%
Protective Order – Stalking/Acts of Violence	PC	1.0	1	1	1	100%
Violation - Family Abuse Protective Order	PS	1.0	1	1	1	100%
Remand Support	RS	1.0	4	4	4	100%
Show Cause	SC	2.8	15	63	33	220%
Restricted License - Support	SL	1.0	1	1	1	100%
Civil Support	VS	1.3	27	38	29	107%
Adult Total			100	203	108	108.0%

Juvenile						
Abuse or Neglect	AN	4.0	1	14	3	300%
Capias	CA	8.0	0	2	1	0%
Relief of Custody	CR	0.0	1	1	0	0%
Child in Need of Services	CS	0.0	1	1	0	0%
Custody Visitation	CV	1.3	64	91	62	97%
Delinquency Felony	DF	7.0	0	3	1	0%
Delinquency Misdemeanor	DM	3.9	3	66	12	400%
Foster Care Review	FC	1.0	12	12	12	100%
Initial Foster Care Review	IF	1.0	4	4	4	100%
Motion - Modifv Protective Order	MP	1.0	8	8	8	100%
Permanency Planning	PH	1.0	6	6	6	100%
Paternity	PT	0.0	1	1	0	0%
Remand Custody	RC	1.0	6	6	6	100%
Remand Visitation	RV	1.0	6	6	6	100%
Show Cause	SC	0.0	2	2	0	0%
Status Offense	ST	3.3	1	8	4	400%
Traffic	T	3.0	0	2	2	0%
Truancy/Runaway (Child in Need of Supervision)	TR	5.5	2	7	4	200%
Juvenile Total			118	240	131	111.0%

Totals			218	443	239	109.6%
---------------	--	--	------------	------------	------------	---------------



	Total Filings with %
Custody Visitation (CV)	64 29%
Civil Support (VS)	27 12%
Criminal Misdemeanor (CM)	23 11%
Show Cause (SC)	17 8%
Protective Order – Family Abuse (FP)	16 7%
Others	71 33%
Total	218 100%

Special Case Activities

Emergency Protective Order	PE	1.0	22
Emergency Custody Order	EC	1.0	2
Non-Case	NC	1.0	5
Temporary Detention Order	TD	1.0	4

Commonwealth of Virginia
Caseload Statistics of the J&DR District Courts

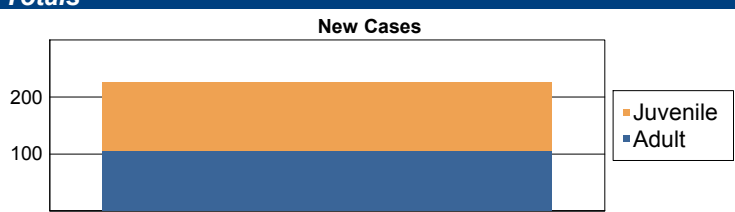
Waynesboro

March 2016

	Filing Type	Hearings Per Case	Filings	Hearings	Concluded	Clearance Rate
Adult						
Capias	CA	1.9	8	18	7	88%
Criminal Felony	CF	2.0	2	14	9	450%
Criminal Misdemeanor	CM	2.4	17	32	7	41%
Protective Order – Family Abuse	FP	1.8	9	16	6	67%
Motion - Modifv Protective Order	MP	1.0	2	2	2	100%
Protective Order – Stalking/Acts of Violence	PC	1.0	1	1	1	100%
Remand Support	RS	1.0	2	2	2	100%
Show Cause	SC	2.4	38	100	39	103%
Restricted License - Support	SL	1.0	1	1	1	100%
Civil Support	VS	1.4	25	35	25	100%
Adult Total			105	221	99	94.3%

Juvenile						
Abuse or Neglect	AN	4.0	9	24	2	22%
Child in Need of Services	CS	4.0	1	3	2	200%
Custody Visitation	CV	1.3	75	98	65	87%
Delinquency Felony	DF	4.0	0	7	4	0%
Delinquency Misdemeanor	DM	4.2	6	18	5	83%
Foster Care Review	FC	1.0	2	2	2	100%
Initial Foster Care Review	IF	1.0	4	4	4	100%
Motion - Modifv Protective Order	MP	1.0	1	1	1	100%
Permanency Planning	PH	1.0	2	2	2	100%
Paternity	PT	2.0	1	4	3	300%
Remand Custody	RC	1.0	6	6	6	100%
Remand Visitation	RV	1.0	6	6	6	100%
Show Cause	SC	1.0	1	1	1	100%
Status Offense	ST	3.0	4	11	4	100%
Traffic	T	2.6	1	7	5	500%
Truancy/Runaway (Child in Need of Supervision)	TR	4.0	1	3	1	100%
Juvenile Total			120	197	113	94.2%

Totals			225	418	212	94.2%
---------------	--	--	------------	------------	------------	--------------



	Total Filings with %
Custody Visitation (CV)	75 33%
Show Cause (SC)	39 17%
Civil Support (VS)	25 11%
Criminal Misdemeanor (CM)	17 8%
Abuse or Neglect (AN)	9 4%
Others	60 27%
Total	225 100%

Special Case Activities

Non-Case	NC	1.0	1
Emergency Protective Order	PE	1.0	14
Non-Case	NC	1.0	1
Temporary Detention Order	TD	1.0	6

Commonwealth of Virginia
Caseload Statistics of the J&DR District Courts


Waynesboro

February 2016

	Filing Type	Hearings Per Case	Filings	Hearings	Concluded	Clearance Rate
Adult						
Capias	CA	1.8	11	22	10	91%
Criminal Felonv	CF	2.3	13	16	4	31%
Criminal Misdemeanor	CM	2.3	12	39	20	167%
Protective Order – Family Abuse	FP	1.9	6	11	8	133%
Motion - Modifv Protective Order	MP	1.0	2	2	2	100%
Protective Order - Violation of Protective Order Conviction	PV	1.0	1	1	1	100%
Remand Support	RS	1.0	1	1	1	100%
Show Cause	SC	2.5	27	72	31	115%
Restricted License - Support	SL	1.0	2	2	2	100%
Civil Support	VS	1.8	24	39	28	117%
Adult Total			99	205	107	108.1%
Juvenile						
Abuse or Neadlect	AN	3.0	4	15	6	150%
Relief of Custodv	CR	2.0	0	1	1	0%
Child in Need of Services	CS	2.0	1	4	1	100%
Custody Visitation	CV	1.7	67	100	57	85%
Delinquencv Felonv	DF	0.0	2	14	0	0%
Delinquencv Misdemeanor	DM	2.9	9	85	9	100%
Foster Care Review	FC	1.0	1	1	1	100%
Initial Foster Care Review	IF	1.0	1	1	1	100%
Motion - Modifv Protective Order	MP	1.5	1	2	2	200%
Permanencv Planning	PH	1.0	1	1	1	100%
Paternity	PT	0.0	1	1	0	0%
Remand Custodv	RC	1.0	1	1	1	100%
Remand Visitation	RV	1.0	1	1	1	100%
Show Cause	SC	3.0	0	1	1	0%
Status Offense	ST	2.0	4	8	2	50%
Traffic	T	2.5	4	7	2	50%
Termination of Parental Rihts	TP	1.0	4	4	4	100%
Truancv/Runaway (Child in Need of Supervision)	TR	2.0	0	3	2	0%
Juvenile Total			102	250	92	90.2%

Totals			201	455	199	99.0%
---------------	--	--	------------	------------	------------	--------------

New Cases



	Total Filings with %
Custody Visitation (CV)	67 33%
Show Cause (SC)	27 13%
Civil Support (VS)	24 12%
Criminal Felony (CF)	13 6%
Criminal Misdemeanor (CM)	12 6%
Others	58 29%
Total	201 100%

Special Case Activities

Emeraencv Protective Order	PE	1.1	12
Non-Case	NC	1.0	4
Temporary Detention Order	TD	1.0	4

Commonwealth of Virginia
Caseload Statistics of the J&DR District Courts
January 2016

Waynesboro

	Filing Type	Hearings Per Case	Filings	Hearings	Concluded	Clearance Rate
Adult						
Capias	CA	1.9	4	15	12	300%
Criminal Felonv	CF	2.0	2	5	2	100%
Criminal Misdemeanor	CM	2.3	15	40	13	87%
Protective Order – Family Abuse	FP	1.6	6	11	5	83%
Remand Support	RS	1.0	1	1	1	100%
Show Cause	SC	2.7	39	82	29	74%
Restricted License - Support	SL	1.0	1	1	1	100%
Civil Support	VS	1.3	34	46	32	94%
Adult Total			102	201	95	93.1%
Juvenile						
Abuse or Neglect	AN	3.0	1	3	1	100%
Capias	CA	0.0	0	1	0	0%
Custody Visitation	CV	1.4	70	119	85	121%
Delinquency Felonv	DF	3.0	6	19	1	17%
Delinquency Misdemeanor	DM	3.0	13	36	7	54%
Foster Care Review	FC	1.0	10	10	10	100%
Initial Foster Care Review	IF	1.0	1	1	1	100%
Motion - Modifv Protective Order	MP	0.0	1	1	0	0%
Permanency Planning	PH	1.0	1	1	1	100%
Paternity	PT	0.0	2	2	0	0%
Remand Custody	RC	1.0	1	1	1	100%
Remand Visitation	RV	1.0	1	1	1	100%
Status Offense	ST	2.0	1	11	3	300%
Traffic	T	0.0	1	2	0	0%
Termination of Parental Rights	TP	1.0	5	5	5	100%
Truancy/Runaway (Child in Need of Supervision)	TR	2.5	0	9	2	0%
Juvenile Total			114	222	118	103.5%
Totals			216	423	213	98.6%



	Total Filings with %
Custody Visitation (CV)	70 32%
Show Cause (SC)	39 18%
Civil Support (VS)	34 16%
Criminal Misdemeanor (CM)	15 7%
Delinquency Misdemeanor (DM)	13 6%
Others	45 21%
Total	216 100%

Special Case Activities

Emergency Protective Order	PE	1.0	15
Non-Case	NC	1.0	3
Emergency Protective Order	PE	1.0	2


Commonwealth of Virginia
Caseload Statistics of the J&DR District Courts

Westmoreland

December 2016

	Filing Type	Hearings Per Case	Filings	Hearings	Concluded	Clearance Rate
Adult						
Capias	CA	1.0	1	1	1	100%
Criminal Felony	CF	2.7	2	3	3	150%
Criminal Misdemeanor	CM	2.4	4	27	18	450%
Protective Order – Family Abuse	FP	2.3	2	8	4	200%
Show Cause	SC	2.7	17	37	22	129%
Restricted License - Support	SL	1.0	2	2	1	50%
Civil Support	VS	2.2	8	21	16	200%
Adult Total			36	99	65	180.6%
Juvenile						
Abuse or Neglect	AN	0.0	7	10	0	0%
Child in Need of Services	CS	3.0	2	7	1	50%
Custody Visitation	CV	1.7	34	72	28	82%
Delinquency Felony	DF	0.0	0	1	0	0%
Delinquency Misdemeanor	DM	1.0	4	6	1	25%
Foster Care Review	FC	1.0	1	1	1	100%
Permanency Planning	PH	1.0	1	1	1	100%
Paternity	PT	1.8	4	8	4	100%
Show Cause	SC	0.0	1	3	0	0%
Status Offense	ST	1.0	1	3	1	100%
Traffic	T	1.5	3	5	4	133%
Truancy/Runaway (Child in Need of Supervision)	TR	5.0	0	1	1	0%
Juvenile Total			58	118	42	72.4%
Totals			94	217	107	113.8%

New Cases



	Total Filings with %
Custody Visitation (CV)	34 36%
Show Cause (SC)	18 19%
Civil Support (VS)	8 9%
Abuse or Neglect (AN)	7 7%
Criminal Misdemeanor (CM)	4 4%
Others	23 24%
Total	94 100%

Special Case Activities

Emergency Protective Order	PE	1.0	5
----------------------------	----	-----	---

Commonwealth of Virginia
Caseload Statistics of the J&DR District Courts

Westmoreland

November 2016

	Filing Type	Hearings Per Case	Filings	Hearings	Concluded	Clearance Rate
Adult						
Capias	CA	0.0	0	1	0	0%
Criminal Felony	CF	2.0	1	8	6	600%
Criminal Misdemeanor	CM	1.8	28	44	20	71%
Protective Order – Family Abuse	FP	3.5	7	12	2	29%
Motion - Modifv Protective Order	MP	1.0	3	3	3	100%
Protective Order - Violation of Protective Order Conviction	PV	1.0	2	2	2	100%
Show Cause	SC	4.3	17	26	9	53%
Restricted License - Support	SL	2.0	0	2	2	0%
Civil Support	VS	2.4	9	16	12	133%
Adult Total			67	114	56	83.6%
Juvenile						
Abuse or Neglect	AN	0.0	5	5	0	0%
Child in Need of Services	CS	3.0	2	13	2	100%
Custody Visitation	CV	3.6	19	64	33	174%
Delinquency Felony	DF	4.0	2	6	1	50%
Delinquency Misdemeanor	DM	4.6	6	16	5	83%
Foster Care Review	FC	1.0	1	1	1	100%
Paternity	PT	0.0	1	1	0	0%
Show Cause	SC	0.0	1	1	0	0%
Status Offense	ST	0.0	0	2	0	0%
Traffic	T	1.1	7	8	7	100%
Juvenile Total			44	117	49	111.4%
Totals			111	231	105	94.6%



	Total Filings with %
Criminal Misdemeanor (CM)	28 25%
Custody Visitation (CV)	19 17%
Show Cause (SC)	18 16%
Civil Support (VS)	9 8%
Protective Order – Family Abuse (FP)	7 6%
Others	30 27%
Total	111 100%

Special Case Activities

Emergency Protective Order	PE	1.0	13
Temporary Detention Order	TD	1.0	2


Commonwealth of Virginia
Caseload Statistics of the J&DR District Courts

Westmoreland

October 2016

	Filing Type	Hearings Per Case	Filings	Hearings	Concluded	Clearance Rate
Adult						
Capias	CA	6.0	1	4	2	200%
Criminal Felony	CF	2.0	0	7	4	0%
Criminal Misdemeanor	CM	3.4	9	33	17	189%
Protective Order – Family Abuse	FP	2.0	0	4	1	0%
Motion - Modifv Protective Order	MP	1.0	1	1	1	100%
Protective Order - Violation of Protective Order Conviction	PV	1.0	1	1	1	100%
Show Cause	SC	2.7	11	35	7	64%
Restricted License - Support	SL	0.0	1	1	0	0%
Civil Support	VS	2.0	15	30	16	107%
Adult Total			39	116	49	125.6%
Juvenile						
Child in Need of Services	CS	4.2	9	20	12	133%
Custody Visitation	CV	2.0	38	82	33	87%
Delinquency Felony	DF	5.0	3	5	1	33%
Delinquency Misdemeanor	DM	3.7	1	8	3	300%
Foster Care Review	FC	1.0	1	1	1	100%
Permanency Planning	PH	1.0	1	1	1	100%
Paternity	PT	1.7	6	11	7	117%
Show Cause	SC	3.0	0	3	1	0%
Status Offense	ST	9.0	1	4	1	100%
Traffic	T	1.3	4	4	3	75%
Truancy/Runaway (Child in Need of Supervision)	TR	3.5	0	2	2	0%
Juvenile Total			64	141	65	101.6%
Totals			103	257	114	110.7%

New Cases



	Total Filings with %
Custody Visitation (CV)	38 37%
Civil Support (VS)	15 15%
Show Cause (SC)	11 11%
Child in Need of Services (CS)	9 9%
Criminal Misdemeanor (CM)	9 9%
Others	21 20%
Total	103 100%

Special Case Activities

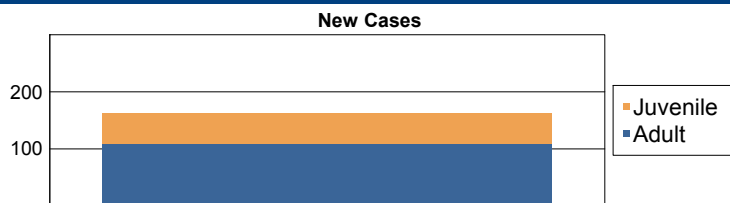
Emergency Protective Order	PE	1.0	10
----------------------------	----	-----	----

Commonwealth of Virginia
Caseload Statistics of the J&DR District Courts

Westmoreland

September 2016

	Filing Type	Hearings Per Case	Filings	Hearings	Concluded	Clearance Rate
Adult						
Protective Order - Non Family Abuse	AP	2.0	1	2	1	100%
Capias	CA	2.8	2	6	5	250%
Criminal Felony	CF	1.0	40	40	35	88%
Criminal Misdemeanor	CM	1.6	35	54	34	97%
Protective Order – Family Abuse	FP	0.0	3	6	0	0%
Motion - Modify Protective Order	MP	1.0	1	1	1	100%
Remand Support	RS	1.0	1	1	1	100%
Show Cause	SC	2.3	10	29	11	110%
Restricted License - Support	SL	0.0	1	1	0	0%
Civil Support	VS	1.8	16	34	18	113%
Adult Total			110	174	106	96.4%
Juvenile						
Abuse or Neglect	AN	1.0	1	1	1	100%
Child in Need of Services	CS	1.5	4	7	2	50%
Custody Visitation	CV	2.5	30	80	31	103%
Delinquency Misdemeanor	DM	3.0	3	7	2	67%
Initial Foster Care Review	IF	2.0	0	1	1	0%
Paternity	PT	1.0	8	8	5	63%
Remand Custody	RC	1.0	2	2	2	100%
Remand Visitation	RV	1.0	2	2	2	100%
Show Cause	SC	0.0	1	2	0	0%
Status Offense	ST	0.0	0	1	0	0%
Traffic	T	1.7	1	2	3	300%
Truancy/Runaway (Child in Need of Supervision)	TR	0.0	0	1	0	0%
	VA	1.0	1	1	1	100%
Juvenile Total			53	115	50	94.3%
Totals			163	289	156	95.7%



	Total Filings with %
Criminal Felony (CF)	40 25%
Criminal Misdemeanor (CM)	35 21%
Custody Visitation (CV)	30 18%
Civil Support (VS)	16 10%
Show Cause (SC)	11 7%
Others	31 19%
Total	163 100%

Special Case Activities

Emergency Protective Order	PE	1.0	16
----------------------------	----	-----	----

Commonwealth of Virginia
Caseload Statistics of the J&DR District Courts

Westmoreland

August 2016

	Filing Type	Hearings Per Case	Filings	Hearings	Concluded	Clearance Rate
Adult						
Cabias	CA	4.7	1	7	3	300%
Criminal Felonv	CF	2.2	5	14	6	120%
Criminal Misdemeanor	CM	2.4	14	55	17	121%
Protective Order – Family Abuse	FP	2.6	3	10	7	233%
Motion - Modifv Protective Order	MP	1.5	1	2	2	200%
Protective Order - Violation of Protective Order Conviction	PV	1.0	2	2	2	100%
Remand Support	RS	1.0	1	1	1	100%
Show Cause	SC	5.1	5	25	8	160%
Civil Support	VS	2.3	10	27	12	120%
Adult Total			42	143	58	138.1%
Juvenile						
Protective Order – Non Family Abuse	AP	3.0	0	1	1	0%
Child in Need of Services	CS	2.0	2	4	1	50%
Custody Visitation	CV	1.6	46	99	48	104%
Delinquency Felonv	DF	6.6	0	5	5	0%
Delinquency Misdemeanor	DM	2.7	1	6	3	300%
Initial Foster Care Review	IF	0.0	1	1	0	0%
Paternity	PT	1.2	7	10	6	86%
Remand Custody	RC	1.0	2	2	2	100%
Remand Visitation	RV	1.0	2	2	2	100%
Show Cause	SC	1.0	1	1	1	100%
Status Offense	ST	1.0	1	1	1	100%
Traffic	T	3.0	2	4	2	100%
Truancy/Runaway (Child in Need of Supervision)	TR	0.0	1	1	0	0%
Juvenile Total			66	137	72	109.1%

Totals			108	280	130	120.4%
---------------	--	--	------------	------------	------------	---------------

New Cases



	Total Filings with %
Custody Visitation (CV)	46 43%
Criminal Misdemeanor (CM)	14 13%
Civil Support (VS)	10 9%
Paternity (PT)	7 6%
Show Cause (SC)	6 6%
Others	25 23%
Total	108 100%

Special Case Activities

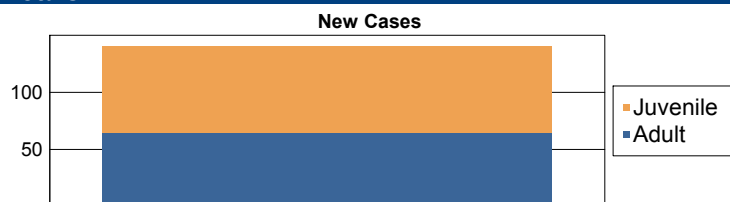
Emergency Protective Order	PE	1.0	5
Non-Case	NC	1.0	1
Temporary Detention Order	TD	1.0	2

Commonwealth of Virginia
Caseload Statistics of the J&DR District Courts

Westmoreland

July 2016

	Filing Type	Hearings Per Case	Filings	Hearings	Concluded	Clearance Rate
Adult						
Capias	CA	1.1	10	16	9	90%
Criminal Felonv	CF	2.2	6	14	6	100%
Criminal Misdemeanor	CM	2.2	17	43	11	65%
Protective Order – Family Abuse	FP	4.0	3	8	2	67%
Motion - Modifv Protective Order	MP	1.5	2	3	2	100%
Show Cause	SC	2.9	8	37	11	138%
Restricted License - Support	SL	1.0	1	1	1	100%
Civil Support	VS	1.9	18	28	16	89%
Adult Total			65	150	58	89.2%
Juvenile						
Abuse or Neglect	AN	3.0	0	1	1	0%
Child in Need of Services	CS	0.0	2	4	0	0%
Custody Visitation	CV	1.4	56	77	36	64%
Delinquency Felonv	DF	5.5	0	5	2	0%
Delinquency Misdemeanor	DM	3.3	1	9	4	400%
Entrustment Agreement	ET	1.0	1	1	1	100%
Foster Care Review	FC	1.0	1	1	1	100%
Initial Foster Care Review	IF	1.0	1	1	1	100%
Motion - Modifv Protective Order	MP	1.0	1	1	1	100%
Paternity	PT	1.4	9	10	5	56%
Show Cause	SC	0.0	1	1	0	0%
Status Offense	ST	0.0	0	1	0	0%
Traffic	T	1.3	3	4	3	100%
Juvenile Total			76	116	55	72.4%
Totals			141	266	113	80.1%



	Total Filings with %
Custody Visitation (CV)	56 40%
Civil Support (VS)	18 13%
Criminal Misdemeanor (CM)	17 12%
Capias (CA)	10 7%
Paternity (PT)	9 6%
Others	31 22%
Total	141 100%

Special Case Activities

Non-Case	NC	2.0	0
Emergency Protective Order	PE	1.0	12

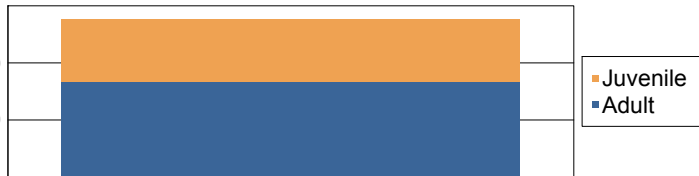
Commonwealth of Virginia
Caseload Statistics of the J&DR District Courts

Westmoreland

June 2016

	Filing Type	Hearings Per Case	Filings	Hearings	Concluded	Clearance Rate
Adult						
Capias	CA	2.0	5	13	6	120%
Criminal Felonv	CF	1.9	7	22	15	214%
Criminal Misdemeanor	CM	2.7	23	42	15	65%
Protective Order – Family Abuse	FP	2.8	3	12	4	133%
Motion - Modifv Protective Order	MP	1.0	2	2	2	100%
Show Cause	SC	5.1	13	47	17	131%
Restricted License - Support	SL	1.0	1	1	1	100%
Civil Support	VS	1.6	13	24	7	54%
Adult Total			67	163	67	100.0%
Juvenile						
Abuse or Neglect	AN	0.0	1	2	0	0%
Child in Need of Services	CS	3.3	0	14	3	0%
Custody Visitation	CV	2.2	35	91	45	129%
Delinquency Felonv	DF	7.0	0	7	2	0%
Delinquency Misdemeanor	DM	3.0	2	12	11	550%
Foster Care Review	FC	1.0	2	2	2	100%
Initial Foster Care Review	IF	2.0	0	1	1	0%
Paternity	PT	2.0	2	4	4	200%
Status Offense	ST	0.0	0	1	0	0%
Traffic	T	2.0	2	3	1	50%
Truancy/Runaway (Child in Need of Supervision)	TR	3.5	0	5	4	0%
Juvenile Total			44	142	73	165.9%
Totals			111	305	140	126.1%

New Cases



	Total Filings with %
Custody Visitation (CV)	35 32%
Criminal Misdemeanor (CM)	23 21%
Civil Support (VS)	13 12%
Show Cause (SC)	13 12%
Criminal Felony (CF)	7 6%
Others	20 18%
Total	111 100%

Special Case Activities

Emergency Protective Order	PE	1.0	11
----------------------------	----	-----	----

Commonwealth of Virginia
Caseload Statistics of the J&DR District Courts

Westmoreland

May 2016

	Filing Type	Hearings Per Case	Filings	Hearings	Concluded	Clearance Rate
Adult						
Capias	CA	2.4	4	16	8	200%
Criminal Felonv	CF	1.6	29	43	23	79%
Criminal Misdemeanor	CM	3.8	16	35	12	75%
Protective Order – Family Abuse	FP	2.3	5	12	3	60%
Motion - Modifv Protective Order	MP	0.0	1	1	0	0%
Remand Support	RS	1.0	1	1	1	100%
Show Cause	SC	4.6	12	53	15	125%
Civil Support	VS	2.1	6	12	7	117%
Adult Total			74	173	69	93.2%
Juvenile						
Protective Order – Non Family Abuse	AP	0.0	0	1	0	0%
Child in Need of Services	CS	0.0	1	6	0	0%
Custody Visitation	CV	2.5	18	37	22	122%
Delinquency Felonv	DF	6.0	0	7	1	0%
Delinquency Misdemeanor	DM	2.0	4	10	1	25%
Permanency Planning	PH	1.0	1	1	1	100%
Paternity	PT	3.0	1	3	2	200%
Remand Custody	RC	1.0	3	3	3	100%
Remand Visitation	RV	1.0	3	3	3	100%
Show Cause	SC	0.0	0	1	0	0%
Status Offense	ST	0.0	0	1	0	0%
Traffic	T	1.0	2	3	1	50%
Truancy/Runaway (Child in Need of Supervision)	TR	4.0	2	6	2	100%
Juvenile Total			35	82	36	102.9%
Totals			109	255	105	96.3%

New Cases



	Total Filings with %
Criminal Felony (CF)	29 27%
Custody Visitation (CV)	18 17%
Criminal Misdemeanor (CM)	16 15%
Show Cause (SC)	12 11%
Civil Support (VS)	6 6%
Others	28 26%
Total	109 100%

Special Case Activities

Non-Case	NC	1.0	2
Emergency Protective Order	PE	1.0	10

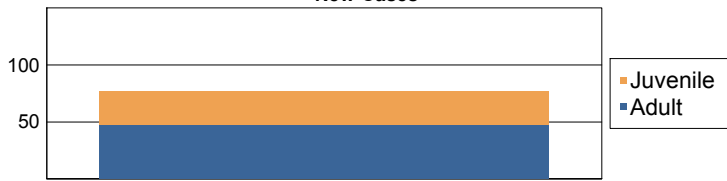
Commonwealth of Virginia
Caseload Statistics of the J&DR District Courts

Westmoreland

April 2016

	Filing Type	Hearings Per Case	Filings	Hearings	Concluded	Clearance Rate
Adult						
Capias	CA	2.0	2	13	2	100%
Criminal Felony	CF	3.0	11	13	1	9%
Criminal Misdemeanor	CM	2.4	15	43	13	87%
Protective Order – Family Abuse	FP	3.3	2	6	3	150%
Show Cause	SC	4.0	10	53	12	120%
Civil Support	VS	1.5	8	16	8	100%
Adult Total			48	144	39	81.3%
Juvenile						
Child in Need of Services	CS	0.0	2	4	0	0%
Custody Visitation	CV	2.8	12	37	24	200%
Delinquency Felony	DF	12.0	1	6	1	100%
Delinquency Misdemeanor	DM	7.3	8	13	3	38%
Protective Order – Family Abuse	FP	1.0	2	2	2	100%
Paternity	PT	1.8	2	5	4	200%
Status Offense	ST	0.0	0	1	0	0%
Traffic	T	0.0	2	3	0	0%
Truancy/Runaway (Child in Need of Supervision)	TR	5.0	0	5	1	0%
Juvenile Total			29	76	35	120.7%
Totals			77	220	74	96.1%

New Cases



	Total Filings with %
Criminal Misdemeanor (CM)	15 19%
Custody Visitation (CV)	12 16%
Criminal Felony (CF)	11 14%
Show Cause (SC)	10 13%
Civil Support (VS)	8 10%
Others	21 27%
Total	77 100%

Special Case Activities

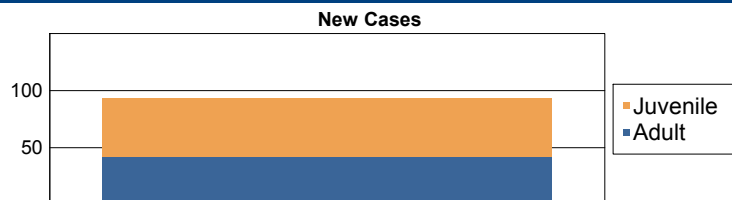
Emergency Protective Order	PE	1.0	7
----------------------------	----	-----	---

**Commonwealth of Virginia
Caseload Statistics of the J&DR District Courts**

Westmoreland

March 2016

	Filing Type	Hearings Per Case	Filings	Hearings	Concluded	Clearance Rate
Adult						
Capias	CA	4.3	5	15	4	80%
Criminal Felonv	CF	3.0	2	6	3	150%
Criminal Misdemeanor	CM	3.8	14	36	14	100%
Protective Order – Family Abuse	FP	2.3	5	11	3	60%
Remand Support	RS	1.0	1	1	1	100%
Show Cause	SC	6.6	10	41	8	80%
Restricted License - Support	SL	2.0	0	1	1	0%
Civil Support	VS	2.7	5	11	6	120%
Adult Total			42	122	40	95.2%
Juvenile						
Protective Order – Non Family Abuse	AP	1.0	2	2	1	50%
Child in Need of Services	CS	3.0	1	10	1	100%
Custody Visitation	CV	2.1	30	71	38	127%
Delinquency Felonv	DF	7.3	3	21	3	100%
Delinquency Misdemeanor	DM	4.5	5	27	8	160%
Paternity	PT	2.1	6	14	9	150%
Remand Custody	RC	1.0	1	1	1	100%
Remand Visitation	RV	1.0	1	1	1	100%
Show Cause	SC	3.0	0	2	1	0%
Status Offense	ST	1.0	1	3	1	100%
Traffic	T	1.0	1	0	1	100%
Truancy/Runaway (Child in Need of Supervision)	TR	3.0	0	5	1	0%
Juvenile Total			51	157	66	129.4%
Totals			93	279	106	114.0%



	Total Filings with %
Custody Visitation (CV)	30 32%
Criminal Misdemeanor (CM)	14 15%
Show Cause (SC)	10 11%
Paternity (PT)	6 6%
Capias (CA)	5 5%
Others	28 30%
Total	93 100%

Special Case Activities

Emergency Protective Order	PE	1.0	11
----------------------------	----	-----	----

Commonwealth of Virginia
Caseload Statistics of the J&DR District Courts

Westmoreland

February 2016

	Filing Type	Hearings Per Case	Filings	Hearings	Concluded	Clearance Rate
Adult						
Capias	CA	3.8	4	14	5	125%
Criminal Felony	CF	1.8	3	7	4	133%
Criminal Misdemeanor	CM	2.9	9	31	7	78%
Protective Order – Family Abuse	FP	3.0	1	3	1	100%
Motion - Modifv Protective Order	MP	1.0	1	1	1	100%
Restricted Driver's License	RL	1.0	1	1	1	100%
Show Cause	SC	5.0	7	55	14	200%
Civil Support	VS	1.7	15	25	16	107%
Adult Total			41	137	49	119.5%
Juvenile						
Capias	CA	3.0	0	1	1	0%
Child in Need of Services	CS	2.0	3	12	1	33%
Custody Visitation	CV	1.4	17	50	14	82%
Delinquency Felony	DF	5.0	0	6	1	0%
Delinquency Misdemeanor	DM	3.0	1	15	3	300%
Initial Foster Care Review	IF	0.0	1	1	0	0%
Permanency Planning	PH	1.0	1	1	1	100%
Paternity	PT	1.7	2	8	7	350%
Show Cause	SC	0.0	2	2	0	0%
Status Offense	ST	5.0	0	5	2	0%
Traffic	T	2.0	1	2	1	100%
Truancy/Runaway (Child in Need of Supervision)	TR	4.0	4	8	2	50%
Juvenile Total			32	111	33	103.1%
Totals			73	248	82	112.3%



	Total Filings with %
Custody Visitation (CV)	17 23%
Civil Support (VS)	15 21%
Criminal Misdemeanor (CM)	9 12%
Show Cause (SC)	9 12%
Capias (CA)	4 5%
Others	19 26%
Total	73 100%

Special Case Activities

Emergency Protective Order	PE	1.0	7
----------------------------	----	-----	---

**Commonwealth of Virginia
Caseload Statistics of the J&DR District Courts**

Westmoreland

January 2016

	Filing Type	Hearings Per Case	Filings	Hearings	Concluded	Clearance Rate
Adult						
Capias	CA	3.3	2	11	3	150%
Criminal Felony	CF	3.3	5	9	4	80%
Criminal Misdemeanor	CM	2.8	11	21	9	82%
Protective Order – Family Abuse	FP	2.3	3	9	4	133%
Show Cause	SC	3.8	6	51	16	267%
Restricted License - Support	SL	1.0	2	2	1	50%
Civil Support	VS	1.6	20	31	22	110%
Adult Total			49	134	59	120.4%
Juvenile						
Capias	CA	0.0	0	1	0	0%
Child in Need of Services	CS	5.0	0	5	2	0%
Custody Visitation	CV	1.6	41	62	30	73%
Delinquency Felony	DF	0.0	0	1	0	0%
Delinquency Misdemeanor	DM	1.0	7	17	2	29%
Paternity	PT	1.0	15	15	10	67%
Traffic	T	2.0	2	3	3	150%
Truancy/Runaway (Child in Need of Supervision)	TR	0.0	0	5	0	0%
Juvenile Total			65	109	47	72.3%
Totals			114	243	106	93.0%



	Total Filings with %	
Custody Visitation (CV)	41	36%
Civil Support (VS)	20	18%
Paternity (PT)	15	13%
Criminal Misdemeanor (CM)	11	10%
Delinquency Misdemeanor (DM)	7	6%
Others	20	18%
Total	114	100%

Special Case Activities

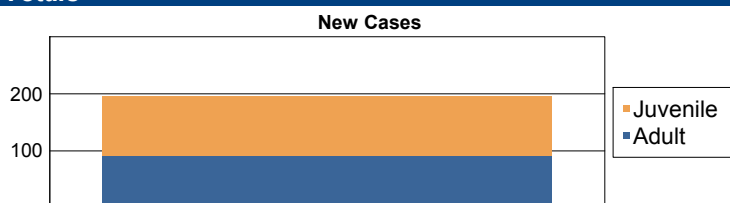
Emergency Protective Order	PE	1.0	10
----------------------------	----	-----	----

Commonwealth of Virginia
Caseload Statistics of the J&DR District Courts

Williamsburg

December 2016

	Filing Type	Hearings Per Case	Filings	Hearings	Concluded	Clearance Rate
Adult						
Protective Order - Non Family Abuse	AP	1.0	1	1	1	100%
Capias	CA	4.1	3	13	8	267%
Criminal Felony	CF	2.7	7	26	15	214%
Criminal Misdemeanor	CM	3.1	34	99	40	118%
Protective Order – Family Abuse	FP	1.0	5	8	3	60%
Other	OT	1.0	1	1	1	100%
Remand Support	RS	1.0	7	7	7	100%
Show Cause	SC	2.6	17	58	28	165%
Civil Support	VS	1.8	17	36	20	118%
Adult Total			92	249	123	133.7%
Juvenile						
Abuse or Neglect	AN	1.8	4	7	4	100%
Custody Visitation	CV	2.8	52	159	98	188%
Delinquency Felony	DF	5.8	2	15	4	200%
Delinquency Misdemeanor	DM	3.2	12	66	15	125%
Motion - Modify Protective Order	MP	1.8	5	6	4	80%
Permanency Planning	PH	0.0	1	1	0	0%
Paternity	PT	1.5	3	5	2	67%
Remand Custody	RC	1.0	7	7	7	100%
Child at Risk of Abuse or Neglect	RI	4.0	1	4	2	200%
Remand Visitation	RV	1.0	7	7	7	100%
Show Cause	SC	3.0	0	3	2	0%
Status Offense	ST	3.3	6	17	7	117%
Traffic	T	1.0	2	5	1	50%
Termination of Parental Rights	TP	0.0	2	2	0	0%
Juvenile Total			104	304	153	147.1%
Totals			196	553	276	140.8%



	Total Filings with %
Custody Visitation (CV)	52 27%
Criminal Misdemeanor (CM)	34 17%
Civil Support (VS)	17 9%
Show Cause (SC)	17 9%
Delinquency Misdemeanor (DM)	12 6%
Others	64 33%
Total	196 100%

Special Case Activities

Emergency Protective Order	PE	1.0	58
Emergency Custody Order	EC	1.0	4
Temporary Detention Order	TD	1.0	4

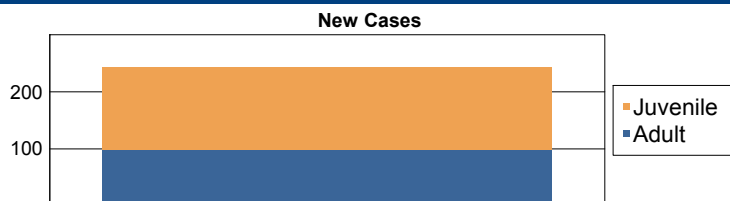
Commonwealth of Virginia
Caseload Statistics of the J&DR District Courts

Williamsburg

November 2016

	Filing Type	Hearings Per Case	Filings	Hearings	Concluded	Clearance Rate
Adult						
Capias	CA	4.1	3	25	11	367%
Criminal Felony	CF	3.0	10	31	11	110%
Criminal Misdemeanor	CM	3.1	19	70	25	132%
Protective Order – Family Abuse	FP	2.0	6	13	10	167%
Other	OT	1.0	2	2	2	100%
Protective Order – Stalking/Acts of Violence	PC	1.0	1	1	1	100%
Show Cause	SC	2.5	25	75	28	112%
Restricted License - Support	SL	1.0	1	1	1	100%
Civil Support	VS	1.6	32	64	38	119%
Adult Total			99	282	127	128.3%
Juvenile						
Abuse or Neglect	AN	0.0	2	4	0	0%
Protective Order – Non Family Abuse	AP	1.0	1	1	1	100%
Capias	CA	2.0	1	2	1	100%
Custody Visitation	CV	2.2	61	165	100	164%
Delinquency Felony	DF	3.8	11	50	13	118%
Delinquency Misdemeanor	DM	4.3	39	112	26	67%
Juvenile Support	JS	1.0	1	1	1	100%
Motion - Modify Protective Order	MP	1.0	2	3	2	100%
Paternity	PT	1.0	8	8	5	63%
Child at Risk of Abuse or Neglect	RI	3.4	2	11	5	250%
Show Cause	SC	0.0	1	1	0	0%
Status Offense	ST	3.4	8	25	10	125%
Traffic	T	1.5	7	11	4	57%
Truancy/Runaway (Child in Need of Supervision)	TR	1.0	1	1	1	100%
Juvenile Total			145	395	169	116.6%

Totals			244	677	296	121.3%
---------------	--	--	------------	------------	------------	---------------



	Total Filings with %
Custody Visitation (CV)	61 25%
Delinquency Misdemeanor (DM)	39 16%
Civil Support (VS)	32 13%
Show Cause (SC)	26 11%
Criminal Misdemeanor (CM)	19 8%
Others	67 27%
Total	244 100%

Special Case Activities

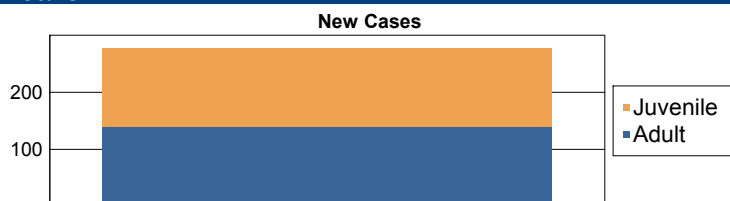
Non-Case	NC	1.3	2
Temporary Detention Order	TD	1.0	4

Commonwealth of Virginia
Caseload Statistics of the J&DR District Courts

Williamsburg

October 2016

	Filing Type	Hearings Per Case	Filings	Hearings	Concluded	Clearance Rate
Adult						
Capias	CA	2.5	11	34	17	155%
Criminal Felony	CF	2.0	15	36	9	60%
Criminal Misdemeanor	CM	3.2	28	90	29	104%
Protective Order – Family Abuse	FP	1.6	11	19	10	91%
Motion - Modifv Protective Order	MP	3.0	1	3	1	100%
Other	OT	1.0	1	1	1	100%
Violation - Family Abuse Protective Order	PS	1.0	1	1	1	100%
Protective Order - Violation of Protective Order Conviction	PV	1.0	1	1	1	100%
Remand Support	RS	1.0	2	2	2	100%
Show Cause	SC	2.9	42	96	35	83%
Civil Support	VS	1.8	28	49	31	111%
Adult Total			141	332	137	97.2%
Juvenile						
Abuse or Neglect	AN	1.0	2	3	1	50%
Capias	CA	2.0	0	1	1	0%
Custody Visitation	CV	1.8	79	144	54	68%
Delinquency Felony	DF	6.7	7	35	13	186%
Delinquency Misdemeanor	DM	3.3	28	78	15	54%
Entrustment Agreement	ET	1.0	3	3	3	100%
Initial Foster Care Review	IF	1.0	3	3	3	100%
Paternity	PT	1.7	3	5	3	100%
Remand Custody	RC	1.0	2	2	2	100%
Child at Risk of Abuse or Neglect	RI	3.0	0	5	1	0%
Remand Visitation	RV	1.0	2	2	2	100%
Show Cause	SC	3.3	0	3	3	0%
Status Offense	ST	2.7	1	11	7	700%
Traffic	T	2.3	7	12	7	100%
Juvenile Total			137	307	115	83.9%
Totals			278	639	252	90.6%



	Total Filings with %
Custody Visitation (CV)	79 28%
Show Cause (SC)	42 15%
Civil Support (VS)	28 10%
Criminal Misdemeanor (CM)	28 10%
Delinquency Misdemeanor (DM)	28 10%
Others	73 26%
Total	278 100%

Special Case Activities

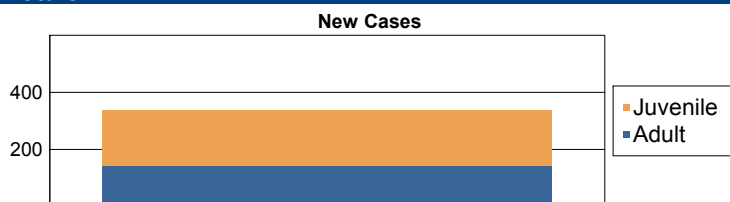
Non-Case	NC	1.2	5
Emergency Protective Order	PE	1.0	5
Temporary Detention Order	TD	1.0	2

**Commonwealth of Virginia
Caseload Statistics of the J&DR District Courts**

Williamsburg

September 2016

	Filing Type	Hearings Per Case	Filings	Hearings	Concluded	Clearance Rate
Adult						
Capias	CA	3.3	7	20	4	57%
Criminal Felonv	CF	1.5	10	17	2	20%
Criminal Misdemeanor	CM	2.4	42	118	40	95%
Protective Order – Family Abuse	FP	2.0	7	12	7	100%
Motion - Modifv Protective Order	MP	1.0	1	1	1	100%
Other	OT	1.5	2	4	4	200%
Remand Support	RS	1.0	6	6	6	100%
Show Cause	SC	1.6	30	66	27	90%
Civil Support	VS	1.6	37	59	36	97%
Adult Total			142	303	127	89.4%
Juvenile						
Capias	CA	0.0	1	2	0	0%
Custody Visitation	CV	1.4	115	223	129	112%
Delinquency Felonv	DF	4.0	6	33	10	167%
Delinquency Misdemeanor	DM	3.2	22	75	17	77%
Paternity	PT	1.3	2	3	3	150%
Remand Custody	RC	1.0	12	12	12	100%
Child at Risk of Abuse or Neglect	RI	0.0	6	10	0	0%
Remand Visitation	RV	1.0	12	12	12	100%
Show Cause	SC	3.0	2	12	5	250%
Status Offense	ST	2.0	10	17	8	80%
Traffic	T	1.7	5	15	10	200%
Truancy/Runaway (Child in Need of Supervision)	TR	2.0	0	1	1	0%
Juvenile Total			193	415	207	107.3%
Totals			335	718	334	99.7%



	Total Filings with %
Custody Visitation (CV)	115 34%
Criminal Misdemeanor (CM)	42 13%
Civil Support (VS)	37 11%
Show Cause (SC)	32 10%
Delinquency Misdemeanor (DM)	22 7%
Others	87 26%
Total	335 100%

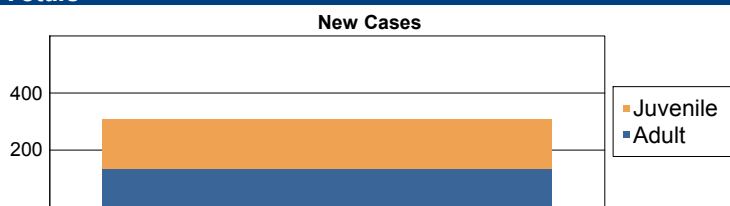
Special Case Activities

Non-Case	NC	1.0	7
Emergency Protective Order	PE	1.0	28
Temporary Detention Order	TD	1.0	18

Commonwealth of Virginia
Caseload Statistics of the J&DR District Courts
August 2016

Williamsburg

	Filing Type	Hearings Per Case	Filings	Hearings	Concluded	Clearance Rate
Adult						
Capias	CA	2.1	9	20	13	144%
Criminal Felonv	CF	2.0	21	41	29	138%
Criminal Misdemeanor	CM	3.1	34	110	33	97%
Protective Order – Family Abuse	FP	1.6	5	11	5	100%
Other	OT	1.5	2	3	2	100%
Remand Support	RS	1.0	8	8	8	100%
Show Cause	SC	2.8	29	84	39	134%
Civil Support	VS	2.2	26	52	34	131%
Adult Total			134	329	163	121.6%
Juvenile						
Abuse or Neglect	AN	4.0	0	4	4	0%
Protective Order – Non Family Abuse	AP	1.0	1	1	1	100%
Capias	CA	0.0	1	1	0	0%
Child in Need of Services	CS	0.0	0	1	0	0%
Custody Visitation	CV	2.0	110	232	116	105%
Delinquency Felonv	DF	4.5	6	53	22	367%
Delinquency Misdemeanor	DM	3.7	20	117	38	190%
Entrustment Agreement	ET	2.0	0	8	8	0%
Foster Care Review	FC	1.0	1	1	1	100%
Initial Foster Care Review	IF	2.0	0	8	8	0%
Motion - Modifv Protective Order	MP	0.0	1	2	0	0%
Permanency Planning	PH	2.0	0	1	1	0%
Paternity	PT	1.0	5	5	4	80%
Remand Custody	RC	1.0	7	7	7	100%
Remand Visitation	RV	1.0	7	7	7	100%
Show Cause	SC	4.0	0	4	1	0%
Status Offense	ST	3.6	3	21	7	233%
Traffic	T	1.6	11	18	16	145%
Juvenile Total			173	491	241	139.3%
Totals			307	820	404	131.6%



	Total Filings with %
Custody Visitation (CV)	110 36%
Criminal Misdemeanor (CM)	34 11%
Show Cause (SC)	29 9%
Civil Support (VS)	26 8%
Criminal Felony (CF)	21 7%
Others	87 28%
Total	307 100%

Special Case Activities

Non-Case	NC	2.2	5
Emergency Protective Order	PE	1.0	35
Emergency Protective Order	PE	1.0	2
Temporary Detention Order	TD	1.0	8

Commonwealth of Virginia
Caseload Statistics of the J&DR District Courts

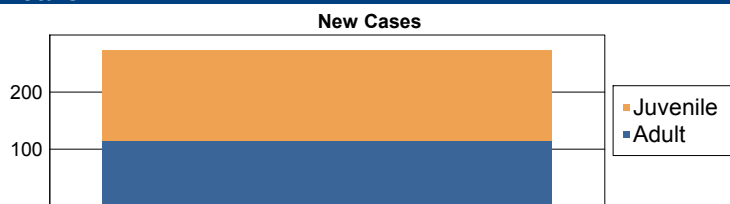
Williamsburg

July 2016

	Filing Type	Hearings Per Case	Filings	Hearings	Concluded	Clearance Rate
Adult						
Capias	CA	2.5	10	21	10	100%
Criminal Felonv	CF	2.0	2	9	1	50%
Criminal Misdemeanor	CM	2.8	39	94	25	64%
Protective Order – Family Abuse	FP	2.5	7	12	4	57%
Motion - Modifv Protective Order	MP	1.0	2	2	2	100%
Other	OT	1.0	3	3	2	67%
Protective Order - Violation of Protective Order Conviction	PV	1.0	1	1	1	100%
Remand Support	RS	1.0	2	2	2	100%
Show Cause	SC	2.3	27	62	24	89%
Restricted License - Support	SL	1.0	1	1	1	100%
Civil Support	VS	2.2	20	46	31	155%
Adult Total			114	253	103	90.4%

Juvenile						
Custody Visitation	CV	2.1	111	195	86	77%
Delinquency Felonv	DF	3.5	10	60	17	170%
Delinquency Misdemeanor	DM	2.8	14	52	9	64%
Foster Care Review	FC	1.0	1	1	1	100%
Motion - Modifv Protective Order	MP	1.0	1	1	1	100%
Paternity	PT	1.5	3	6	4	133%
Remand Custody	RC	1.0	4	4	4	100%
Remand Visitation	RV	1.0	4	4	4	100%
Show Cause	SC	0.0	4	5	0	0%
Status Offense	ST	2.0	3	10	1	33%
Traffic	T	2.0	4	15	13	325%
Juvenile Total			159	353	140	88.1%

Totals			273	606	243	89.0%
---------------	--	--	------------	------------	------------	--------------



	Total Filings with %	
Custody Visitation (CV)	111	41%
Criminal Misdemeanor (CM)	39	14%
Show Cause (SC)	31	11%
Civil Support (VS)	20	7%
Delinquency Misdemeanor (DM)	14	5%
Others	58	21%
Total	273	100%

Special Case Activities

Non-Case	NC	1.1	14
Emeraencv Protective Order	PE	1.0	20
Temporarv Detention Order	TD	1.0	2


Commonwealth of Virginia
Caseload Statistics of the J&DR District Courts

Williamsburg

June 2016

	Filing Type	Hearings Per Case	Filings	Hearings	Concluded	Clearance Rate
Adult						
Capias	CA	2.2	15	33	14	93%
Criminal Felonv	CF	4.8	9	30	16	178%
Criminal Misdemeanor	CM	3.5	38	96	30	79%
Protective Order – Family Abuse	FP	1.3	6	8	4	67%
Motion - Modifv Protective Order	MP	1.0	1	1	1	100%
Other	OT	2.0	2	3	1	50%
Remand Support	RS	1.0	7	7	7	100%
Show Cause	SC	2.5	37	76	27	73%
Civil Support	VS	1.8	26	56	25	96%
Adult Total			141	310	125	88.7%
Juvenile						
Abuse or Neglect	AN	3.2	6	20	6	100%
Child in Need of Services	CS	0.0	0	1	0	0%
Custody Visitation	CV	2.1	114	227	104	91%
Delinquency Felonv	DF	3.3	17	79	3	18%
Delinquency Misdemeanor	DM	3.3	30	76	8	27%
Entrustment Agreement	ET	1.5	9	10	2	22%
Foster Care Review	FC	1.0	2	2	2	100%
Initial Foster Care Review	IF	1.5	9	10	2	22%
Motion - Modifv Protective Order	MP	1.0	1	1	1	100%
Permanency Planning	PH	1.0	3	3	3	100%
Paternity	PT	1.0	5	5	4	80%
Remand Custody	RC	1.0	12	12	12	100%
Remand Visitation	RV	1.0	11	11	11	100%
Show Cause	SC	3.0	3	8	3	100%
Status Offense	ST	1.3	8	12	4	50%
Traffic	T	1.0	11	11	2	18%
Termination of Parental Rights	TP	1.0	1	1	1	100%
Truancy/Runaway (Child in Need of Supervision)	TR	6.0	0	2	1	0%
Juvenile Total			242	491	169	69.8%
Totals			383	801	294	76.8%

New Cases



	Total Filings with %
Custody Visitation (CV)	114 30%
Show Cause (SC)	40 10%
Criminal Misdemeanor (CM)	38 10%
Delinquency Misdemeanor (DM)	30 8%
Civil Support (VS)	26 7%
Others	135 35%
Total	383 100%

Special Case Activities

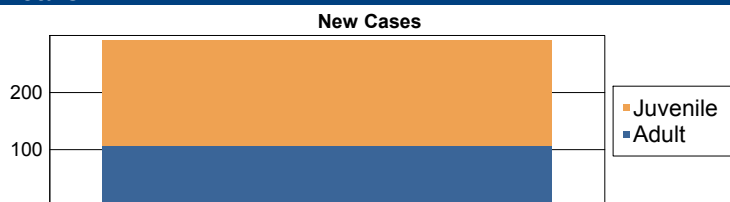
Non-Case	NC	3.2	1
Emergency Protective Order	PE	1.0	28
Temporary Detention Order	TD	1.0	2

Commonwealth of Virginia
Caseload Statistics of the J&DR District Courts

Williamsburg

May 2016

	Filing Type	Hearings Per Case	Filings	Hearings	Concluded	Clearance Rate
Adult						
Capias	CA	2.8	5	22	11	220%
Criminal Felonv	CF	3.5	10	44	8	80%
Criminal Misdemeanor	CM	3.3	33	101	32	97%
Protective Order – Family Abuse	FP	2.1	6	11	7	117%
Motion - Modifv Protective Order	MP	1.6	2	5	5	250%
Other	OT	1.0	2	2	2	100%
Remand Support	RS	1.0	9	9	9	100%
Show Cause	SC	2.6	17	68	26	153%
Civil Support	VS	1.5	23	39	21	91%
Adult Total			107	301	121	113.1%
Juvenile						
Abuse or Neglect	AN	0.0	1	2	0	0%
Child in Need of Services	CS	0.0	0	2	0	0%
Custody Visitation	CV	2.3	82	198	106	129%
Delinquency Felonv	DF	3.0	21	68	4	19%
Delinquency Misdemeanor	DM	3.0	30	94	34	113%
Motion - Modifv Protective Order	MP	1.0	2	2	2	100%
Permanency Planning	PH	1.0	2	2	1	50%
Paternity	PT	1.0	4	4	3	75%
Remand Custody	RC	1.0	13	13	13	100%
Remand Visitation	RV	1.0	13	13	13	100%
Show Cause	SC	2.0	0	2	1	0%
Status Offense	ST	2.0	9	18	9	100%
Traffic	T	1.8	6	9	4	67%
Termination of Parental Rights	TP	1.5	1	2	2	200%
Truancy/Runaway (Child in Need of Supervision)	TR	2.0	1	3	1	100%
Juvenile Total			185	432	193	104.3%
Totals			292	733	314	107.5%



	Total Filings with %
Custody Visitation (CV)	82 28%
Criminal Misdemeanor (CM)	33 11%
Delinquency Misdemeanor (DM)	30 10%
Civil Support (VS)	23 8%
Delinquency Felony (DF)	21 7%
Others	103 35%
Total	292 100%

Special Case Activities


Non-Case	NC	1.0	12
Emergency Protective Order	PE	1.0	29
Temporary Detention Order	TD	1.0	6

**Commonwealth of Virginia
Caseload Statistics of the J&DR District Courts**

Williamsburg

April 2016

	Filing Type	Hearings Per Case	Filings	Hearings	Concluded	Clearance Rate
Adult						
Capias	CA	2.9	10	19	12	120%
Criminal Felonv	CF	2.8	11	40	28	255%
Criminal Misdemeanor	CM	2.9	38	110	53	139%
Protective Order – Family Abuse	FP	1.0	5	6	5	100%
Motion - Modifv Protective Order	MP	1.0	4	4	1	25%
Other	OT	1.0	2	2	2	100%
Remand Support	RS	1.0	6	6	6	100%
Show Cause	SC	2.2	35	75	26	74%
Civil Support	VS	2.0	25	45	17	68%
Adult Total			136	307	150	110.3%
Juvenile						
Abuse or Neglect	AN	2.0	0	4	1	0%
Child in Need of Services	CS	2.0	1	2	1	100%
Custody Visitation	CV	2.1	88	175	72	82%
Delinquency Felonv	DF	4.2	17	39	5	29%
Delinquency Misdemeanor	DM	2.6	28	69	16	57%
Entrustment Agreement	ET	0.0	1	1	0	0%
Foster Care Review	FC	1.0	2	2	2	100%
Initial Foster Care Review	IF	0.0	1	1	0	0%
Motion - Modifv Protective Order	MP	1.0	5	5	5	100%
Permanency Planning	PH	1.0	2	2	2	100%
Paternity	PT	1.0	2	2	1	50%
Remand Custody	RC	1.0	16	16	16	100%
Remand Visitation	RV	1.0	16	16	16	100%
Show Cause	SC	2.0	5	8	2	40%
Status Offense	ST	3.0	7	11	1	14%
Traffic	T	1.0	9	10	2	22%
Truancy/Runaway (Child in Need of Supervision)	TR	1.0	2	4	2	100%
Juvenile Total			202	367	144	71.3%
Totals			338	674	294	87.0%



	Total Filings with %	
Custody Visitation (CV)	88	26%
Show Cause (SC)	40	12%
Criminal Misdemeanor (CM)	38	11%
Delinquency Misdemeanor (DM)	28	8%
Civil Support (VS)	25	7%
Others	119	35%
Total	338	100%

Special Case Activities

Non-Case	NC	1.5	2
Emergency Protective Order	PE	1.0	16
Emergency Custody Order	EC	1.0	2
Temporary Detention Order	TD	1.0	2


Commonwealth of Virginia
Caseload Statistics of the J&DR District Courts

Williamsburg

March 2016

	Filing Type	Hearings Per Case	Filings	Hearings	Concluded	Clearance Rate
Adult						
Capias	CA	1.9	12	27	14	117%
Criminal Felonv	CF	1.9	46	115	50	109%
Criminal Misdemeanor	CM	2.9	38	102	45	118%
Protective Order – Family Abuse	FP	2.1	10	19	14	140%
Motion - Modifv Protective Order	MP	1.0	2	2	2	100%
Other	OT	1.0	6	6	6	100%
Remand Support	RS	1.0	5	5	5	100%
Show Cause	SC	2.2	33	70	25	76%
Restricted License - Support	SL	1.0	2	2	2	100%
Civil Support	VS	1.8	23	50	20	87%
Adult Total			177	398	183	103.4%
Juvenile						
Abuse or Nealect	AN	2.0	2	8	4	200%
Child in Need of Services	CS	0.0	1	1	0	0%
Custody Visitation	CV	1.7	168	294	175	104%
Delinquency Felonv	DF	4.2	4	45	31	775%
Delinquency Misdemeanor	DM	3.0	17	67	32	188%
Entrustment Agreement	ET	1.0	1	1	1	100%
Initial Foster Care Review	IF	1.0	1	1	1	100%
Motion - Modifv Protective Order	MP	1.0	2	2	2	100%
Permanency Planning	PH	1.0	2	2	2	100%
Paternity	PT	1.0	3	3	3	100%
Remand Custody	RC	1.0	6	6	6	100%
Remand Visitation	RV	1.0	6	6	6	100%
Show Cause	SC	2.4	6	12	5	83%
Status Offense	ST	1.1	20	22	19	95%
Traffic	T	2.0	4	14	9	225%
Termination of Parental Rihts	TP	0.0	1	1	0	0%
Truancy/Runaway (Child in Need of Supervision)	TR	1.0	1	1	1	100%
Juvenile Total			245	486	297	121.2%
Totals			422	884	480	113.7%

New Cases



	Total Filings with %
Custody Visitation (CV)	168 40%
Criminal Felony (CF)	46 11%
Show Cause (SC)	39 9%
Criminal Misdemeanor (CM)	38 9%
Civil Support (VS)	23 5%
Others	108 26%
Total	422 100%

Special Case Activities

Non-Case	NC	1.0	3
Emergency Protective Order	PE	1.0	22
Temporary Detention Order	TD	1.0	10

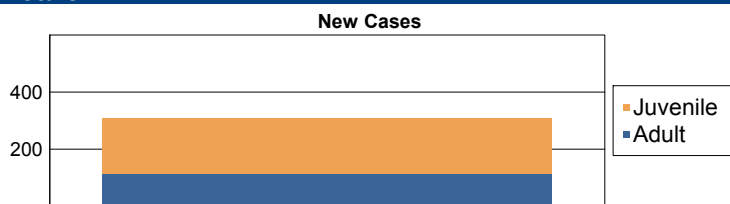
Commonwealth of Virginia
Caseload Statistics of the J&DR District Courts

Williamsburg

February 2016

	Filing Type	Hearings Per Case	Filings	Hearings	Concluded	Clearance Rate
Adult						
Capias	CA	3.0	3	20	10	333%
Criminal Felonv	CF	2.3	17	40	11	65%
Criminal Misdemeanor	CM	3.8	23	102	30	130%
Protective Order – Family Abuse	FP	2.3	3	9	4	133%
Motion - Modifv Protective Order	MP	1.0	1	1	1	100%
Other	OT	1.0	1	1	1	100%
Remand Support	RS	1.0	7	7	7	100%
Show Cause	SC	2.6	30	71	30	100%
Restricted License - Support	SL	1.0	3	3	3	100%
Civil Support	VS	1.5	27	46	26	96%
Adult Total			115	300	123	107.0%
Juvenile						
Abuse or Nealect	AN	2.5	5	8	2	40%
Custody Visitation	CV	1.6	121	224	99	82%
Delinquency Felonv	DF	5.1	2	88	14	700%
Delinquency Misdemeanor	DM	2.9	24	83	14	58%
Motion - Modifv Protective Order	MP	1.4	8	11	8	100%
Paternity	PT	1.7	2	3	3	150%
Remand Custody	RC	1.0	11	11	11	100%
Remand Visitation	RV	1.0	11	11	11	100%
Show Cause	SC	2.1	2	13	7	350%
Status Offense	ST	2.0	3	12	4	133%
Traffic	T	1.9	5	8	7	140%
Truancy/Runaway (Child in Need of Supervision)	TR	0.0	2	2	0	0%
Juvenile Total			196	474	180	91.8%

Totals	311	774	303	97.4%
---------------	------------	------------	------------	--------------



	Total Filings with %
Custody Visitation (CV)	121 39%
Show Cause (SC)	32 10%
Civil Support (VS)	27 9%
Delinquency Misdemeanor (DM)	24 8%
Criminal Misdemeanor (CM)	23 7%
Others	84 27%
Total	311 100%

Special Case Activities


Non-Case	NC	1.6	7
Emergency Protective Order	PE	1.0	19
Temporary Detention Order	TD	1.0	2

**Commonwealth of Virginia
Caseload Statistics of the J&DR District Courts**

Williamsburg

January 2016

	Filing Type	Hearings Per Case	Filings	Hearings	Concluded	Clearance Rate
Adult						
Capias	CA	3.0	6	24	7	117%
Criminal Felonv	CF	2.8	29	63	16	55%
Criminal Misdemeanor	CM	3.3	43	129	25	58%
Protective Order – Family Abuse	FP	1.8	6	15	6	100%
Motion - Modifv Protective Order	MP	2.0	0	1	1	0%
Other	OT	1.0	2	2	2	100%
Remand Support	RS	1.0	5	5	5	100%
Show Cause	SC	2.3	23	50	6	26%
Restricted License - Support	SL	1.0	3	3	3	100%
Civil Support	VS	1.5	40	55	26	65%
Adult Total			157	347	97	61.8%
Juvenile						
Abuse or Nealect	AN	1.3	4	6	4	100%
Custody Visitation	CV	2.2	69	153	91	132%
Delinquency Felonv	DF	9.5	34	84	6	18%
Delinquency Misdemeanor	DM	3.4	32	55	7	22%
Foster Care Review	FC	1.0	3	3	3	100%
Paternity	PT	2.0	1	2	2	200%
Remand Custody	RC	1.0	4	4	4	100%
Remand Visitation	RV	1.0	4	4	4	100%
Show Cause	SC	2.0	9	10	1	11%
Status Offense	ST	9.0	4	8	1	25%
Traffic	T	1.4	14	19	11	79%
Termination of Parental Rihts	TP	2.3	1	4	4	400%
Truancy/Runaway (Child in Need of Supervision)	TR	1.5	2	3	2	100%
Juvenile Total			181	355	140	77.3%
Totals			338	702	237	70.1%



	Total Filings with %
Custody Visitation (CV)	69 20%
Criminal Misdemeanor (CM)	43 13%
Civil Support (VS)	40 12%
Delinquency Felony (DF)	34 10%
Delinquency Misdemeanor (DM)	32 9%
Others	120 36%
Total	338 100%

Special Case Activities


Non-Case	NC	1.0	2
Emeraencv Protective Order	PE	1.0	30
Temporary Detention Order	TD	1.0	10

Commonwealth of Virginia
Caseload Statistics of the J&DR District Courts

Winchester

December 2016

	Filing Type	Hearings Per Case	Filings	Hearings	Concluded	Clearance Rate
Adult						
Capias	CA	1.7	4	10	3	75%
Criminal Felony	CF	2.8	3	17	5	167%
Criminal Misdemeanor	CM	3.3	19	51	19	100%
Protective Order – Family Abuse	FP	2.0	6	14	7	117%
Remand Support	RS	1.0	1	1	1	100%
Show Cause	SC	2.3	22	61	37	168%
Civil Support	VS	1.6	21	34	17	81%
Adult Total			76	188	89	117.1%
Juvenile						
Abuse or Neglect	AN	3.7	7	15	3	43%
Capias	CA	0.0	2	3	0	0%
Child in Need of Services	CS	1.0	3	3	2	67%
Custody Visitation	CV	2.6	48	167	75	156%
Delinquency Felony	DF	4.5	2	15	4	200%
Delinquency Misdemeanor	DM	2.3	21	67	9	43%
Foster Care Review	FC	1.0	1	1	1	100%
Initial Foster Care Review	IF	1.0	3	3	3	100%
Motion - Modify Protective Order	MP	1.0	2	2	2	100%
Permanency Planning	PH	1.4	6	11	10	167%
Paternity	PT	3.3	4	7	3	75%
Remand Custody	RC	1.0	3	3	3	100%
Child at Risk of Abuse or Neglect	RI	6.5	2	10	2	100%
Remand Visitation	RV	1.0	2	2	2	100%
Status Offense	ST	0.0	0	1	0	0%
Traffic	T	1.0	3	3	2	67%
Truancy/Runaway (Child in Need of Supervision)	TR	1.0	3	4	1	33%
Juvenile Total			112	317	122	108.9%
Totals			188	505	211	112.2%



	Total Filings with %
Custody Visitation (CV)	48 26%
Show Cause (SC)	22 12%
Civil Support (VS)	21 11%
Delinquency Misdemeanor (DM)	21 11%
Criminal Misdemeanor (CM)	19 10%
Others	57 30%
Total	188 100%

Special Case Activities

Non-Case	NC	1.0	1
Emergency Protective Order	PE	1.0	27
Emergency Custody Order	EC	1.0	2
Emergency Protective Order	PE	1.0	2
Temporary Detention Order	TD	1.0	14

Commonwealth of Virginia
Caseload Statistics of the J&DR District Courts

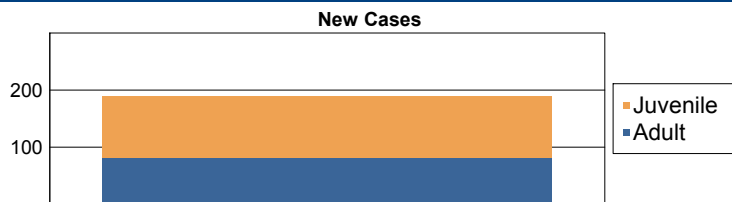
Winchester

November 2016

	Filing Type	Hearings Per Case	Filings	Hearings	Concluded	Clearance Rate
Adult						
Bond Forfeiture Show Cause	BF	0.0	1	1	0	0%
Capias	CA	2.0	4	9	4	100%
Criminal Felony	CF	3.0	6	11	2	33%
Criminal Misdemeanor	CM	2.7	10	50	28	280%
Protective Order – Familv Abuse	FP	3.0	8	12	5	63%
Protective Order - Violation of Protective Order Conviction	PV	1.0	1	1	1	100%
Remand Support	RS	1.0	2	2	2	100%
Show Cause	SC	2.0	27	57	30	111%
Civil Support	VS	1.5	23	32	22	96%
Adult Total			82	175	94	114.6%

Juvenile						
Abuse or Neglect	AN	4.0	0	9	2	0%
Capias	CA	1.5	2	4	2	100%
Custody Visitation	CV	2.5	51	142	60	118%
Delinquency Felony	DF	4.3	3	14	3	100%
Delinquency Misdemeanor	DM	3.1	23	66	27	117%
Foster Care Review	FC	1.0	1	2	1	100%
Permanency Planning	PH	1.0	3	3	2	67%
Paternity	PT	2.0	5	6	2	40%
Remand Custody	RC	1.0	4	4	4	100%
Child at Risk of Abuse or Neglect	RI	3.0	6	11	2	33%
Remand Visitation	RV	1.0	4	4	4	100%
Status Offense	ST	3.3	2	8	3	150%
Truancy/Runaway (Child in Need of Supervision)	TR	1.0	4	5	2	50%
Juvenile Total			108	278	114	105.6%

Totals			190	453	208	109.5%
---------------	--	--	------------	------------	------------	---------------



	Total Filings with %
Custody Visitation (CV)	51 27%
Show Cause (SC)	27 14%
Civil Support (VS)	23 12%
Delinquency Misdemeanor (DM)	23 12%
Criminal Misdemeanor (CM)	10 5%
Others	56 29%
Total	190 100%

Special Case Activities


Emergency Protective Order	PE	1.0	11
Emergency Custody Order	EC	1.0	6
Non-Case	NC	1.0	1

Commonwealth of Virginia
Caseload Statistics of the J&DR District Courts

Winchester

October 2016

	Filing Type	Hearings Per Case	Filings	Hearings	Concluded	Clearance Rate
Adult						
Capias	CA	1.7	4	8	7	175%
Criminal Felony	CF	2.5	2	11	6	300%
Criminal Misdemeanor	CM	3.0	22	80	27	123%
Protective Order – Family Abuse	FP	2.5	3	15	10	333%
Motion - Modifv Protective Order	MP	1.0	1	1	1	100%
Other	OT	1.0	1	1	1	100%
Protective Order - Violation of Protective Order Conviction	PV	1.0	1	1	1	100%
Remand Support	RS	1.0	1	1	1	100%
Show Cause	SC	1.7	17	31	15	88%
Restricted License - Support	SL	1.0	1	1	1	100%
Civil Support	VS	1.4	20	33	21	105%
Adult Total			73	183	91	124.7%
Juvenile						
Abuse or Neglect	AN	0.0	6	16	0	0%
Protective Order – Non Family Abuse	AP	2.5	0	2	2	0%
Capias	CA	1.5	1	3	2	200%
Custody Visitation	CV	2.4	63	146	70	111%
Delinquency Felony	DF	5.0	1	17	6	600%
Delinquency Misdemeanor	DM	2.5	30	98	50	167%
Foster Care Review	FC	0.0	1	1	0	0%
Permanency Planning	PH	1.0	5	5	1	20%
Paternity	PT	1.6	3	8	5	167%
Remand Custody	RC	1.0	1	1	1	100%
Child at Risk of Abuse or Neglect	RI	3.0	0	4	1	0%
Remand Visitation	RV	1.0	1	1	1	100%
Status Offense	ST	1.0	1	3	1	100%
Traffic	T	2.0	2	3	4	200%
Truancy/Runaway (Child in Need of Supervision)	TR	1.0	1	1	1	100%
Juvenile Total			116	309	145	125.0%
Totals			189	492	236	124.9%



	Total Filings with %
Custody Visitation (CV)	63 33%
Delinquency Misdemeanor (DM)	30 16%
Criminal Misdemeanor (CM)	22 12%
Civil Support (VS)	20 11%
Show Cause (SC)	17 9%
Others	37 20%
Total	189 100%

Special Case Activities

Emergency Protective Order	PE	1.0	13
Non-Case	NC	1.0	1


Commonwealth of Virginia
Caseload Statistics of the J&DR District Courts

Winchester

September 2016

	Filing Type	Hearings Per Case	Filings	Hearings	Concluded	Clearance Rate
Adult						
Protective Order - Non Family Abuse	AP	2.5	1	4	2	200%
Capias	CA	2.2	5	13	9	180%
Criminal Felony	CF	3.0	2	10	5	250%
Criminal Misdemeanor	CM	3.3	26	54	12	46%
Protective Order – Family Abuse	FP	2.4	6	16	7	117%
Remand Support	RS	1.0	2	2	2	100%
Show Cause	SC	2.3	25	41	12	48%
Civil Support	VS	1.8	11	26	14	127%
Adult Total			78	166	63	80.8%
Juvenile						
Abuse or Neglect	AN	3.5	3	5	2	67%
Protective Order – Non Family Abuse	AP	2.0	1	4	3	300%
Capias	CA	3.0	0	1	1	0%
Custody Visitation	CV	2.0	40	97	36	90%
Delinquency Felony	DF	4.5	3	18	2	67%
Delinquency Misdemeanor	DM	3.8	17	62	12	71%
Foster Care Review	FC	1.0	1	1	1	100%
Initial Foster Care Review	IF	1.0	3	3	3	100%
Motion - Modify Protective Order	MP	1.0	1	1	1	100%
Permanency Planning	PH	1.0	2	2	2	100%
Paternity	PT	1.5	3	6	4	133%
Remand Custody	RC	1.0	2	2	2	100%
Child at Risk of Abuse or Neglect	RI	4.0	2	4	1	50%
Remand Visitation	RV	1.0	2	2	2	100%
Status Offense	ST	1.5	7	10	6	86%
Traffic	T	1.0	1	1	1	100%
Truancy/Runaway (Child in Need of Supervision)	TR	2.0	0	5	5	0%
Juvenile Total			88	224	84	95.5%

Totals			166	390	147	88.6%
---------------	--	--	------------	------------	------------	--------------



	Total Filings with %
Custody Visitation (CV)	40 24%
Criminal Misdemeanor (CM)	26 16%
Show Cause (SC)	25 15%
Delinquency Misdemeanor (DM)	17 10%
Civil Support (VS)	11 7%
Others	47 28%
Total	166 100%

Special Case Activities

Emergency Protective Order	PE	1.0	19
Emergency Custody Order	EC	1.0	2
Non-Case	NC	0.0	1

Commonwealth of Virginia
Caseload Statistics of the J&DR District Courts
August 2016

Winchester

	Filing Type	Hearings Per Case	Filings	Hearings	Concluded	Clearance Rate
Adult						
Protective Order - Non Familv Abuse	AP	5.0	1	2	1	100%
Capias	CA	2.4	4	18	7	175%
Criminal Felonv	CF	2.5	6	11	2	33%
Criminal Misdemeanor	CM	3.0	14	71	32	229%
Protective Order – Familv Abuse	FP	2.3	10	23	6	60%
Protective Order – Stalking/Acts of Violence	PC	1.0	1	1	1	100%
Show Cause	SC	2.2	19	43	19	100%
Restricted License - Support	SL	1.0	2	2	2	100%
Civil Support	VS	2.3	19	35	24	126%
Adult Total			76	206	94	123.7%
Juvenile						
Abuse or Nealect	AN	0.0	0	2	0	0%
Protective Order – Non Familv Abuse	AP	2.0	4	6	1	25%
Capias	CA	2.0	1	4	1	100%
Custody Visitation	CV	2.8	86	204	79	92%
Delinquency Felonv	DF	3.8	0	26	11	0%
Delinquency Misdemeanor	DM	4.6	20	102	45	225%
Foster Care Review	FC	1.1	7	8	7	100%
Permanency Planning	PH	1.0	6	6	6	100%
Paternity	PT	2.7	6	14	10	167%
Remand Custody	RC	1.0	2	2	2	100%
Child at Risk of Abuse or Nealect	RI	0.0	1	1	0	0%
Remand Visitation	RV	1.0	2	2	2	100%
Status Offense	ST	1.8	5	7	4	80%
Traffic	T	1.0	2	2	2	100%
Truancy/Runaway (Child in Need of Supervision)	TR	1.5	1	2	2	200%
Juvenile Total			143	388	172	120.3%
Totals			219	594	266	121.5%

New Cases



	Total Filings with %
Custody Visitation (CV)	86 39%
Delinquency Misdemeanor (DM)	20 9%
Civil Support (VS)	19 9%
Show Cause (SC)	19 9%
Criminal Misdemeanor (CM)	14 6%
Others	61 28%
Total	219 100%

Special Case Activities

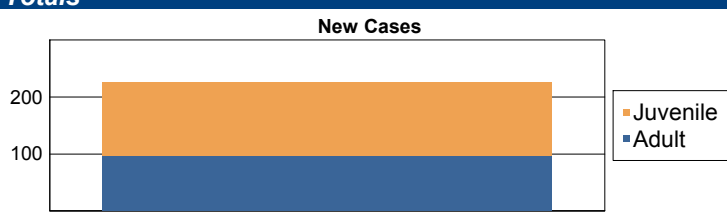
Emergency Protective Order	PE	1.0	17
Non-Case	NC	4.0	0

Commonwealth of Virginia
Caseload Statistics of the J&DR District Courts

Winchester

July 2016

	Filing Type	Hearings Per Case	Filings	Hearings	Concluded	Clearance Rate
Adult						
Protective Order - Non Familv Abuse	AP	0.0	0	1	0	0%
Capias	CA	3.0	6	16	8	133%
Criminal Felonv	CF	3.3	4	15	7	175%
Criminal Misdemeanor	CM	3.3	23	70	20	87%
Protective Order – Familv Abuse	FP	2.2	7	22	10	143%
Other	OT	1.0	1	1	1	100%
Remand Support	RS	1.0	5	5	5	100%
Show Cause	SC	1.3	21	40	12	57%
Civil Support	VS	1.8	30	55	32	107%
Adult Total			97	225	95	97.9%
Juvenile						
Abuse or Nealect	AN	3.0	3	6	3	100%
Protective Order – Non Familv Abuse	AP	0.0	1	1	0	0%
Capias	CA	0.0	1	2	0	0%
Custody Visitation	CV	2.1	82	187	76	93%
Delinquency Felonv	DF	3.0	1	15	2	200%
Delinquency Misdemeanor	DM	3.2	23	76	18	78%
Foster Care Review	FC	1.0	1	1	1	100%
Initial Foster Care Review	IF	1.0	2	2	2	100%
Motion - Modifv Protective Order	MP	1.0	2	2	2	100%
Permanency Plannina	PH	1.0	2	2	2	100%
Paternity	PT	1.5	3	8	2	67%
Remand Custody	RC	1.0	3	3	3	100%
Child at Risk of Abuse or Nealect	RI	0.0	0	2	0	0%
Remand Visitation	RV	1.0	2	2	2	100%
Status Offense	ST	1.5	1	2	2	200%
Traffic	T	3.5	1	3	2	200%
Truancy/Runaway (Child in Need of Supervision)	TR	1.0	1	1	1	100%
Juvenile Total			129	315	118	91.5%
Totals			226	540	213	94.2%



	Total Filings with %
Custody Visitation (CV)	82 36%
Civil Support (VS)	30 13%
Criminal Misdemeanor (CM)	23 10%
Delinquency Misdemeanor (DM)	23 10%
Show Cause (SC)	21 9%
Others	47 21%
Total	226 100%

Special Case Activities

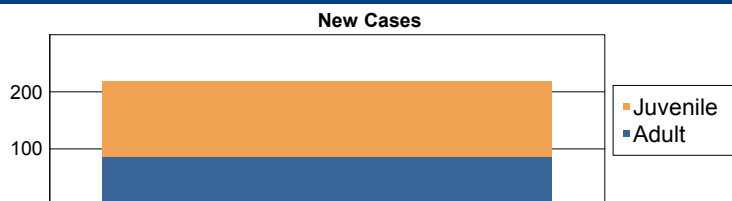
Emergency Protective Order	PE	1.0	18
Emergency Custody Order	EC	1.0	4
Non-Case	NC	0.0	0
Temporary Detention Order	TD	1.0	2

**Commonwealth of Virginia
Caseload Statistics of the J&DR District Courts**

Winchester

June 2016

	Filing Type	Hearings Per Case	Filings	Hearings	Concluded	Clearance Rate
Adult						
Protective Order - Non Familv Abuse	AP	0.0	1	3	0	0%
Capias	CA	3.0	9	19	8	89%
Criminal Felony	CF	4.5	3	9	4	133%
Criminal Misdemeanor	CM	3.1	18	62	23	128%
Protective Order – Familv Abuse	FP	1.4	17	21	8	47%
Protective Order - Violation of Protective Order Conviction	PV	1.0	1	1	1	100%
Remand Support	RS	1.0	1	1	1	100%
Show Cause	SC	3.2	19	37	19	100%
Civil Support	VS	2.3	17	42	24	141%
Adult Total			86	195	88	102.3%
Juvenile						
Abuse or Neglect	AN	4.0	0	5	3	0%
Protective Order – Non Familv Abuse	AP	3.0	0	2	2	0%
Capias	CA	0.0	3	4	0	0%
Custody Visitation	CV	3.0	68	152	63	93%
Delinquency Felony	DF	3.2	6	29	5	83%
Delinquency Misdemeanor	DM	3.0	27	111	25	93%
Foster Care Review	FC	1.0	2	2	2	100%
Initial Foster Care Review	IF	1.0	4	4	4	100%
Permanency Planning	PH	1.0	5	5	5	100%
Paternity	PT	1.7	7	13	9	129%
Child at Risk of Abuse or Neglect	RI	2.3	0	4	3	0%
Status Offense	ST	1.8	3	7	5	167%
Traffic	T	2.0	0	2	1	0%
Truancy/Runaway (Child in Need of Supervision)	TR	1.3	7	8	3	43%
Juvenile Total			132	348	130	98.5%
Totals			218	543	218	100.0%



	Total Filings with %
Custody Visitation (CV)	68 31%
Delinquency Misdemeanor (DM)	27 12%
Show Cause (SC)	19 9%
Criminal Misdemeanor (CM)	18 8%
Civil Support (VS)	17 8%
Others	69 32%
Total	218 100%

Special Case Activities

Emergency Protective Order	PE	1.0	29
----------------------------	----	-----	----

Commonwealth of Virginia
Caseload Statistics of the J&DR District Courts
 May 2016

Winchester

	Filing Type	Hearings Per Case	Filings	Hearings	Concluded	Clearance Rate
Adult						
Protective Order - Non Familv Abuse	AP	2.0	0	1	1	0%
Capias	CA	2.1	4	10	7	175%
Criminal Felonv	CF	3.0	2	17	4	200%
Criminal Misdemeanor	CM	2.6	33	68	16	48%
Protective Order – Familv Abuse	FP	1.8	2	5	4	200%
Protective Order - Violation of Protective Order Conviction	PV	1.0	1	1	1	100%
Remand Support	RS	1.0	5	5	5	100%
Show Cause	SC	2.5	19	44	31	163%
Restricted License - Support	SL	1.0	1	1	1	100%
Civil Support	VS	1.9	18	44	21	117%
Adult Total			85	196	91	107.1%
Juvenile						
Abuse or Neglect	AN	4.5	2	6	2	100%
Protective Order – Non Familv Abuse	AP	1.5	2	4	4	200%
Capias	CA	1.0	1	1	1	100%
Child in Need of Services	CS	1.0	2	2	2	100%
Custodv Visitation	CV	2.4	43	158	81	188%
Delinquencv Felonv	DF	2.0	6	17	2	33%
Delinquencv Misdemeanor	DM	2.7	32	82	14	44%
Foster Care Review	FC	1.0	2	2	2	100%
Initial Foster Care Review	IF	1.5	1	2	2	200%
Motion - Modifv Protective Order	MP	2.0	1	2	1	100%
Permanencv Planning	PH	1.0	9	9	9	100%
Paternity	PT	2.1	5	19	9	180%
Remand Custodv	RC	1.0	6	6	6	100%
Child at Risk of Abuse or Neglect	RI	0.0	2	4	0	0%
Remand Visitation	RV	1.0	2	2	2	100%
Status Offense	ST	1.7	2	4	3	150%
Traffic	T	1.5	2	3	2	100%
Truancv/Runaway (Child in Need of Supervision)	TR	1.3	3	4	3	100%
Juvenile Total			123	327	145	117.9%
Totals			208	523	236	113.5%

New Cases



	Total Filings with %
Custody Visitation (CV)	43 21%
Criminal Misdemeanor (CM)	33 16%
Delinquency Misdemeanor (DM)	32 15%
Show Cause (SC)	19 9%
Civil Support (VS)	18 9%
Others	63 30%
Total	208 100%

Special Case Activities

Emeraencv Protective Order	PE	1.0	26
Emeraencv Custodv Order	EC	1.0	2
Non-Case	NC	1.7	3
Temporarv Detention Order	TD	1.0	4

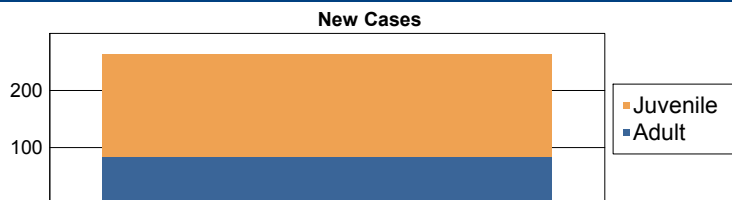
Commonwealth of Virginia
Caseload Statistics of the J&DR District Courts

Winchester

April 2016

	Filing Type	Hearings Per Case	Filings	Hearings	Concluded	Clearance Rate
Adult						
Protective Order - Non Familv Abuse	AP	0.0	1	1	0	0%
Capias	CA	3.0	4	12	6	150%
Criminal Felonv	CF	3.2	5	16	5	100%
Criminal Misdemeanor	CM	2.7	20	55	15	75%
Protective Order – Familv Abuse	FP	2.0	6	10	4	67%
Motion - Modifv Protective Order	MP	1.5	2	3	2	100%
Protective Order - Violation of Protective Order Conviction	PV	1.0	2	2	2	100%
Remand Support	RS	1.0	4	4	4	100%
Show Cause	SC	2.9	13	44	19	146%
Civil Support	VS	1.7	28	43	21	75%
Adult Total			85	190	78	91.8%
Juvenile						
Abuse or Nealect	AN	4.0	0	9	5	0%
Protective Order – Non Familv Abuse	AP	2.0	4	7	2	50%
Capias	CA	0.0	0	1	0	0%
Custody Visitation	CV	2.5	90	171	46	51%
Delinquencv Felonv	DF	4.0	1	16	8	800%
Delinquencv Misdemeanor	DM	3.3	37	82	26	70%
Entrustment Aareement	ET	2.0	0	1	1	0%
Foster Care Review	FC	1.0	1	1	1	100%
Initial Foster Care Review	IF	1.0	6	6	5	83%
Permanencv Planning	PH	3.0	0	1	1	0%
Paternity	PT	2.2	6	8	5	83%
Remand Custodv	RC	1.0	7	7	7	100%
Child at Risk of Abuse or Nealect	RI	5.0	2	5	3	150%
Remand Visitation	RV	1.0	9	9	9	100%
Status Offense	ST	1.0	8	8	1	13%
Traffic	T	1.7	2	3	3	150%
Termination of Parental Rihts	TP	2.0	0	1	1	0%
Truancv/Runaway (Child in Need of Supervision)	TR	1.2	6	7	5	83%
Juvenile Total			179	343	129	72.1%

Totals			264	533	207	78.4%
---------------	--	--	------------	------------	------------	--------------



	Total Filings with %
Custody Visitation (CV)	90 34%
Delinquency Misdemeanor (DM)	37 14%
Civil Support (VS)	28 11%
Criminal Misdemeanor (CM)	20 8%
Show Cause (SC)	13 5%
Others	76 29%
Total	264 100%

Special Case Activities

Emeraencv Protective Order	PE	1.0	17
Non-Case	NC	2.0	2

**Commonwealth of Virginia
Caseload Statistics of the J&DR District Courts**

Winchester

March 2016

	Filing Type	Hearings Per Case	Filings	Hearings	Concluded	Clearance Rate
Adult						
Capias	CA	4.1	3	16	10	333%
Criminal Felony	CF	3.0	8	17	4	50%
Criminal Misdemeanor	CM	3.3	16	58	20	125%
Protective Order – Family Abuse	FP	2.0	11	26	15	136%
Remand Support	RS	1.0	3	3	3	100%
Show Cause	SC	3.4	19	57	32	168%
Restricted License - Support	SL	1.0	1	1	1	100%
Civil Support	VS	1.7	31	52	31	100%
Adult Total			92	230	116	126.1%
Juvenile						
Abuse or Neglect	AN	0.0	2	20	0	0%
Protective Order – Non Family Abuse	AP	0.0	2	3	0	0%
Child in Need of Services	CS	2.0	1	2	1	100%
Custody Visitation	CV	2.0	63	171	88	140%
Delinquency Felony	DF	3.0	5	29	2	40%
Delinquency Misdemeanor	DM	3.0	24	82	30	125%
Entrustment Agreement	ET	1.0	1	1	1	100%
Foster Care Review	FC	1.0	4	4	4	100%
Initial Foster Care Review	IF	0.0	1	1	0	0%
Permanency Planning	PH	1.5	2	4	4	200%
Paternity	PT	1.0	12	17	4	33%
Remand Custody	RC	1.0	3	3	3	100%
Child at Risk of Abuse or Neglect	RI	5.0	0	2	1	0%
Remand Visitation	RV	1.0	3	3	3	100%
Status Offense	ST	1.0	1	1	1	100%
Traffic	T	1.0	4	3	1	25%
Termination of Parental Rights	TP	1.0	4	4	4	100%
Truancy/Runaway (Child in Need of Supervision)	TR	1.2	6	7	6	100%
Juvenile Total			138	357	153	110.9%
Totals			230	587	269	117.0%



	Total Filings with %
Custody Visitation (CV)	63 27%
Civil Support (VS)	31 13%
Delinquency Misdemeanor (DM)	24 10%
Show Cause (SC)	19 8%
Criminal Misdemeanor (CM)	16 7%
Others	77 33%
Total	230 100%

Special Case Activities

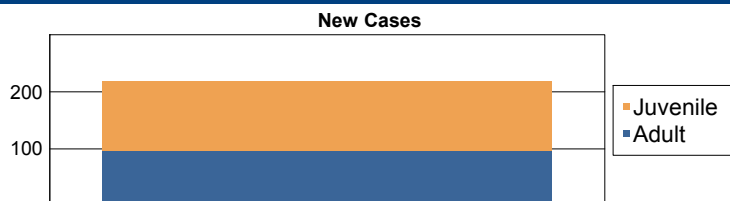
Emergency Protective Order	PE	1.0	24
Emergency Custody Order	EC	1.0	2
Non-Case	NC	1.0	4
Temporary Detention Order	TD	1.0	4

Commonwealth of Virginia
Caseload Statistics of the J&DR District Courts

Winchester

February 2016

	Filing Type	Hearings Per Case	Filings	Hearings	Concluded	Clearance Rate
Adult						
Capias	CA	1.8	7	11	6	86%
Criminal Felonv	CF	2.0	3	9	2	67%
Criminal Misdemeanor	CM	3.4	30	74	11	37%
Protective Order – Family Abuse	FP	3.0	6	9	2	33%
Show Cause	SC	2.3	26	52	26	100%
Restricted License - Support	SL	1.0	3	3	3	100%
Civil Support	VS	2.2	22	46	18	82%
Adult Total			97	204	68	70.1%
Juvenile						
Abuse or Nealect	AN	3.0	8	10	1	13%
Protective Order – Non Family Abuse	AP	4.0	0	2	2	0%
Capias	CA	2.0	1	2	1	100%
Custody Visitation	CV	2.3	62	162	43	69%
Delinquency Felonv	DF	3.2	11	42	11	100%
Delinquency Misdemeanor	DM	3.0	8	76	31	388%
Entrustment Agreement	ET	1.0	3	3	2	67%
Foster Care Review	FC	1.0	3	3	3	100%
Initial Foster Care Review	IF	1.0	1	1	1	100%
Permanency Planning	PH	1.2	8	10	9	113%
Paternity	PT	3.0	3	7	2	67%
Child at Risk of Abuse or Nealect	RI	2.0	3	7	3	100%
Status Offense	ST	1.6	4	6	5	125%
Traffic	T	1.0	4	2	3	75%
Termination of Parental Rihts	TP	1.7	2	4	3	150%
Truancy/Runaway (Child in Need of Supervision)	TR	3.0	1	2	1	100%
Juvenile Total			122	339	121	99.2%
Totals			219	543	189	86.3%



	Total Filings with %
Custody Visitation (CV)	62 28%
Criminal Misdemeanor (CM)	30 14%
Show Cause (SC)	26 12%
Civil Support (VS)	22 10%
Delinquency Felony (DF)	11 5%
Others	68 31%
Total	219 100%

Special Case Activities

Emergency Protective Order	PE	1.0	16
Emergency Custody Order	EC	1.0	2
Non-Case	NC	1.5	2

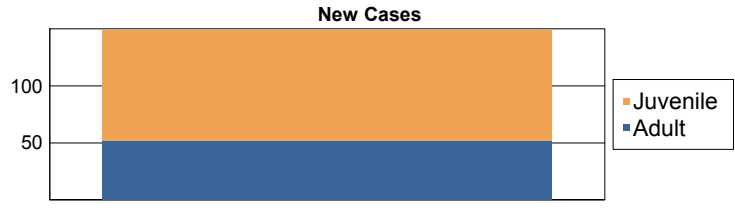
Commonwealth of Virginia
Caseload Statistics of the J&DR District Courts

Winchester

January 2016

	Filing Type	Hearings Per Case	Filings	Hearings	Concluded	Clearance Rate
Adult						
Capias	CA	2.7	4	15	7	175%
Criminal Felony	CF	2.4	2	11	7	350%
Criminal Misdemeanor	CM	3.0	15	64	22	147%
Protective Order – Family Abuse	FP	2.3	2	8	4	200%
Show Cause	SC	2.8	13	45	16	123%
Civil Support	VS	1.4	16	29	19	119%
Adult Total			52	172	75	144.2%
Juvenile						
Abuse or Neglect	AN	4.0	1	3	1	100%
Protective Order – Non Family Abuse	AP	2.0	1	2	1	100%
Custody Visitation	CV	1.5	50	88	34	68%
Delinquency Felony	DF	8.5	3	18	4	133%
Delinquency Misdemeanor	DM	2.2	28	77	21	75%
Initial Foster Care Review	IF	1.0	1	1	1	100%
Permanency Planning	PH	1.0	5	6	3	60%
Paternity	PT	1.0	4	5	4	100%
Child at Risk of Abuse or Neglect	RI	0.0	0	4	0	0%
Status Offense	ST	2.7	0	3	3	0%
Traffic	T	1.3	2	1	3	150%
Termination of Parental Rights	TP	0.0	2	2	0	0%
Truancy/Runaway (Child in Need of Supervision)	TR	4.0	0	2	1	0%
Juvenile Total			97	212	76	78.4%

Totals			149	384	151	101.3%
---------------	--	--	------------	------------	------------	---------------



	Total Filings with %
Custody Visitation (CV)	50 34%
Delinquency Misdemeanor (DM)	28 19%
Civil Support (VS)	16 11%
Criminal Misdemeanor (CM)	15 10%
Show Cause (SC)	13 9%
Others	27 18%
Total	149 100%

Special Case Activities

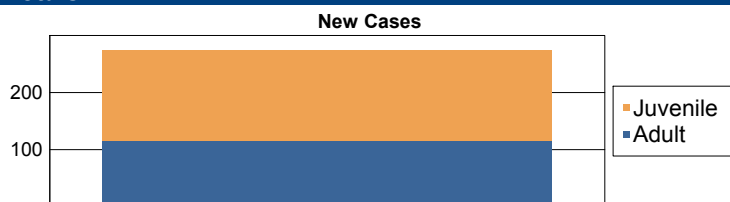
Emergency Protective Order	PE	1.0	18
Emergency Custody Order	EC	1.0	2
Temporary Detention Order	TD	1.0	2

Commonwealth of Virginia
Caseload Statistics of the J&DR District Courts

Wise

December 2016

	Filing Type	Hearings Per Case	Filings	Hearings	Concluded	Clearance Rate
Adult						
Protective Order - Non Family Abuse	AP	1.7	4	6	3	75%
Capias	CA	1.7	9	17	13	144%
Criminal Felony	CF	3.3	11	46	10	91%
Criminal Misdemeanor	CM	3.3	37	107	34	92%
Protective Order – Family Abuse	FP	2.3	13	31	14	108%
Motion - Modify Protective Order	MP	1.0	4	4	4	100%
Other	OT	8.0	0	19	1	0%
Show Cause	SC	3.8	20	89	44	220%
Civil Support	VS	2.5	18	56	24	133%
Adult Total			116	375	147	126.7%
Juvenile						
Abuse or Neglect	AN	3.0	5	22	11	220%
Child in Need of Services	CS	1.8	2	10	5	250%
Custody Visitation	CV	2.8	75	183	90	120%
Delinquency Felony	DF	7.0	8	12	2	25%
Delinquency Misdemeanor	DM	7.0	19	92	25	132%
Foster Care Review	FC	1.0	3	5	3	100%
Initial Foster Care Review	IF	1.0	4	5	4	100%
Permanency Planning	PH	1.0	8	8	8	100%
Paternity	PT	1.0	1	1	1	100%
Child at Risk of Abuse or Neglect	RI	0.0	3	6	0	0%
Remand Visitation	RV	0.0	0	1	0	0%
Show Cause	SC	1.0	2	2	2	100%
Status Offense	ST	13.0	6	24	8	133%
Traffic	T	1.1	17	19	8	47%
Termination of Parental Rights	TP	1.3	6	11	7	117%
Juvenile Total			159	401	174	109.4%
Totals			275	776	321	116.7%



	Total Filings with %
Custody Visitation (CV)	75 27%
Criminal Misdemeanor (CM)	37 13%
Show Cause (SC)	22 8%
Delinquency Misdemeanor (DM)	19 7%
Civil Support (VS)	18 7%
Others	104 38%
Total	275 100%

Special Case Activities

Emergency Protective Order	PE	1.0	31
----------------------------	----	-----	----

Commonwealth of Virginia
Caseload Statistics of the J&DR District Courts

Wise

November 2016

	Filing Type	Hearings Per Case	Filings	Hearings	Concluded	Clearance Rate
Adult						
Protective Order - Non Family Abuse	AP	2.0	0	3	3	0%
Capias	CA	1.1	14	21	9	64%
Criminal Felony	CF	3.6	15	48	7	47%
Criminal Misdemeanor	CM	4.4	21	77	17	81%
Protective Order – Family Abuse	FP	2.0	10	18	5	50%
Other	OT	4.2	1	26	5	500%
Remand Support	RS	1.0	10	10	10	100%
Show Cause	SC	4.4	26	142	57	219%
Restricted License - Support	SL	1.0	1	1	1	100%
Civil Support	VS	2.7	27	58	31	115%
Adult Total			125	404	145	116.0%
Juvenile						
Abuse or Neglect	AN	3.0	11	34	13	118%
Capias	CA	2.0	0	1	1	0%
Child in Need of Services	CS	1.0	5	8	1	20%
Custody Visitation	CV	3.1	65	192	77	118%
Delinquency Felony	DF	2.5	0	11	2	0%
Delinquency Misdemeanor	DM	9.4	23	85	7	30%
Foster Care Review	FC	1.0	2	2	2	100%
Initial Foster Care Review	IF	1.0	6	6	6	100%
Motion - Modify Protective Order	MP	1.0	2	2	1	50%
Paternity	PT	1.0	2	2	2	100%
Remand Custody	RC	1.1	13	14	14	108%
Child at Risk of Abuse or Neglect	RI	0.0	0	1	0	0%
Remand Visitation	RV	1.0	12	12	12	100%
Show Cause	SC	0.0	0	1	0	0%
Status Offense	ST	2.0	4	19	2	50%
Traffic	T	1.6	6	9	7	117%
Termination of Parental Rights	TP	4.0	0	4	2	0%
Juvenile Total			151	403	149	98.7%
Totals			276	807	294	106.5%



	Total Filings with %
Custody Visitation (CV)	65 24%
Civil Support (VS)	27 10%
Show Cause (SC)	26 9%
Delinquency Misdemeanor (DM)	23 8%
Criminal Misdemeanor (CM)	21 8%
Others	114 41%
Total	276 100%

Special Case Activities

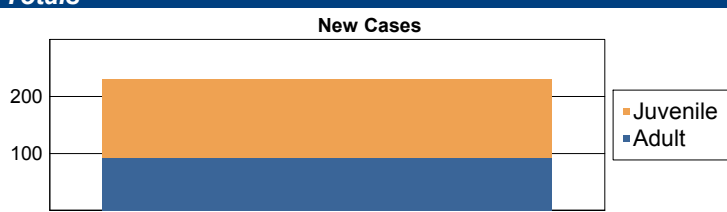
Non-Case	NC	1.0	2
Emergency Protective Order	PE	1.0	20

Commonwealth of Virginia
Caseload Statistics of the J&DR District Courts

Wise

October 2016

	Filing Type	Hearings Per Case	Filings	Hearings	Concluded	Clearance Rate
Adult						
Protective Order - Non Family Abuse	AP	1.0	6	6	3	50%
Capias	CA	2.7	4	9	6	150%
Criminal Felony	CF	2.7	8	43	14	175%
Criminal Misdemeanor	CM	2.7	21	74	26	124%
Protective Order – Family Abuse	FP	2.3	6	15	7	117%
Motion - Modify Protective Order	MP	1.0	1	1	1	100%
Other	OT	7.8	3	34	12	400%
Remand Support	RS	1.0	3	3	3	100%
Show Cause	SC	2.7	23	66	15	65%
Civil Support	VS	2.0	17	44	17	100%
Adult Total			92	295	104	113.0%
Juvenile						
Abuse or Neglect	AN	3.6	4	28	10	250%
Capias	CA	0.0	1	1	0	0%
Relief of Custody	CR	1.0	1	1	1	100%
Child in Need of Services	CS	0.0	2	4	0	0%
Custody Visitation	CV	3.4	59	196	88	149%
Delinquency Felony	DF	2.0	0	9	2	0%
Delinquency Misdemeanor	DM	2.4	22	48	7	32%
Foster Care Review	FC	1.0	7	7	7	100%
Initial Foster Care Review	IF	1.0	5	5	5	100%
Permanency Planning	PH	1.0	3	3	3	100%
Paternity	PT	1.0	2	2	2	100%
Remand Custody	RC	1.0	7	7	7	100%
Child at Risk of Abuse or Neglect	RI	2.0	3	8	5	167%
Remand Visitation	RV	1.0	11	11	10	91%
Show Cause	SC	1.0	1	1	1	100%
Status Offense	ST	6.5	4	16	2	50%
Traffic	T	1.5	5	9	6	120%
Termination of Parental Rights	TP	2.0	0	2	2	0%
Juvenile Total			137	358	158	115.3%
Totals			229	653	262	114.4%



	Total Filings with %
Custody Visitation (CV)	59 26%
Show Cause (SC)	24 10%
Delinquency Misdemeanor (DM)	22 10%
Criminal Misdemeanor (CM)	21 9%
Civil Support (VS)	17 7%
Others	86 38%
Total	229 100%

Special Case Activities

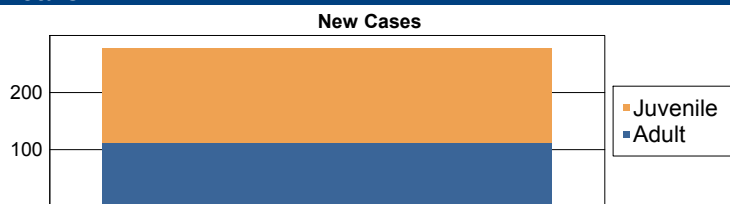
Non-Case	NC	1.0	6
Emergency Protective Order	PE	1.0	23

Commonwealth of Virginia
Caseload Statistics of the J&DR District Courts

Wise

September 2016

	Filing Type	Hearings Per Case	Filings	Hearings	Concluded	Clearance Rate
Adult						
Capias	CA	3.3	4	12	4	100%
Criminal Felonv	CF	3.0	18	55	14	78%
Criminal Misdemeanor	CM	3.2	32	113	40	125%
Protective Order – Family Abuse	FP	2.3	13	29	12	92%
Motion - Modifv Protective Order	MP	1.0	1	1	1	100%
Other	OT	3.8	11	56	12	109%
Remand Support	RS	1.0	1	1	1	100%
Show Cause	SC	3.0	15	77	14	93%
Civil Support	VS	1.9	17	34	14	82%
Adult Total			112	378	112	100.0%
Juvenile						
Abuse or Nealect	AN	3.3	11	39	6	55%
Child in Need of Services	CS	1.0	2	5	1	50%
Custodv Visitation	CV	2.7	90	234	90	100%
Delinquency Felonv	DF	3.0	7	18	2	29%
Delinquency Misdemeanor	DM	2.8	23	71	21	91%
Entrustment Aareement	ET	1.0	2	2	2	100%
Foster Care Review	FC	1.3	3	4	4	133%
Initial Foster Care Review	IF	1.0	3	3	3	100%
Permanency Planning	PH	1.0	5	5	5	100%
Paternity	PT	1.0	1	1	1	100%
Child at Risk of Abuse or Nealect	RI	0.0	3	3	0	0%
Show Cause	SC	1.0	1	2	1	100%
Status Offense	ST	11.4	3	32	5	167%
Traffic	T	2.2	8	19	15	188%
Termination of Parental Rights	TP	3.0	4	8	2	50%
Juvenile Total			166	446	158	95.2%
Totals			278	824	270	97.1%



	Total Filings with %
Custody Visitation (CV)	90 32%
Criminal Misdemeanor (CM)	32 12%
Delinquency Misdemeanor (DM)	23 8%
Criminal Felony (CF)	18 6%
Civil Support (VS)	17 6%
Others	98 35%
Total	278 100%

Special Case Activities

Non-Case	NC	1.0	1
Emergency Protective Order	PE	1.0	17

Commonwealth of Virginia
Caseload Statistics of the J&DR District Courts

Wise

August 2016

	Filing Type	Hearings Per Case	Filings	Hearings	Concluded	Clearance Rate
Adult						
Capias	CA	2.8	5	9	5	100%
Criminal Felony	CF	2.3	9	19	3	33%
Criminal Misdemeanor	CM	2.7	25	91	32	128%
Protective Order – Family Abuse	FP	1.8	8	14	6	75%
Other	OT	15.0	0	1	1	0%
Remand Support	RS	1.0	4	4	4	100%
Show Cause	SC	3.4	47	136	41	87%
Civil Support	VS	2.9	36	79	45	125%
Adult Total			134	353	137	102.2%
Juvenile						
Abuse or Neglect	AN	4.0	14	32	5	36%
Relief of Custody	CR	1.0	1	1	1	100%
Child in Need of Services	CS	2.8	1	5	4	400%
Custody Visitation	CV	3.2	85	263	112	132%
Delinquency Felony	DF	4.0	0	11	10	0%
Delinquency Misdemeanor	DM	2.9	12	73	15	125%
Foster Care Review	FC	1.0	3	3	2	67%
Initial Foster Care Review	IF	1.0	5	5	5	100%
Permanency Planning	PH	1.4	4	5	5	125%
Paternity	PT	1.0	1	1	1	100%
Remand Custody	RC	1.0	6	6	6	100%
Remand Visitation	RV	1.0	6	6	6	100%
Show Cause	SC	1.0	2	2	1	50%
Status Offense	ST	10.0	0	5	1	0%
Traffic	T	1.6	17	31	22	129%
Termination of Parental Rights	TP	2.0	0	4	2	0%
Juvenile Total			157	453	198	126.1%
Totals			291	806	335	115.1%



	Total Filings with %
Custody Visitation (CV)	85 29%
Show Cause (SC)	49 17%
Civil Support (VS)	36 12%
Criminal Misdemeanor (CM)	25 9%
Traffic (T)	17 6%
Others	79 27%
Total	291 100%

Special Case Activities

Non-Case	NC	1.0	6
Emergency Protective Order	PE	1.0	27


Commonwealth of Virginia
Caseload Statistics of the J&DR District Courts

Wise

July 2016

	Filing Type	Hearings Per Case	Filings	Hearings	Concluded	Clearance Rate
Adult						
Capias	CA	3.8	1	7	4	400%
Criminal Felonv	CF	5.1	13	45	16	123%
Criminal Misdemeanor	CM	2.7	33	103	28	85%
Protective Order – Family Abuse	FP	2.0	5	9	4	80%
Motion - Modifv Protective Order	MP	1.0	1	1	1	100%
Other	OT	48.0	0	1	1	0%
Remand Support	RS	1.0	3	3	3	100%
Show Cause	SC	4.0	20	55	18	90%
Civil Support	VS	2.1	17	35	15	88%
Adult Total			93	259	90	96.8%
Juvenile						
Abuse or Nealect	AN	3.3	2	12	4	200%
Capias	CA	3.5	0	2	2	0%
Relief of Custodv	CR	1.0	3	3	3	100%
Child in Need of Services	CS	0.0	1	2	0	0%
Custody Visitation	CV	2.8	90	281	108	120%
Delinquencv Felonv	DF	0.0	1	7	0	0%
Delinquencv Misdemeanor	DM	7.0	6	58	20	333%
Entrustment Aareement	ET	1.0	2	2	2	100%
Foster Care Review	FC	1.0	3	3	3	100%
Initial Foster Care Review	IF	1.0	5	5	5	100%
Permanencv Planning	PH	1.0	4	5	3	75%
Paternity	PT	1.0	2	2	2	100%
Remand Custodv	RC	1.0	3	3	3	100%
Child at Risk of Abuse or Nealect	RI	2.0	4	8	4	100%
Remand Visitation	RV	1.0	3	3	2	67%
Show Cause	SC	2.7	2	5	3	150%
Status Offense	ST	10.8	2	9	6	300%
Traffic	T	1.2	12	15	6	50%
Termination of Parental Rihts	TP	3.0	4	6	2	50%
Juvenile Total			149	431	178	119.5%
Totals			242	690	268	110.7%

New Cases



	Total Filings with %
Custody Visitation (CV)	90 37%
Criminal Misdemeanor (CM)	33 14%
Show Cause (SC)	22 9%
Civil Support (VS)	17 7%
Criminal Felony (CF)	13 5%
Others	67 28%
Total	242 100%

Special Case Activities

Non-Case	NC	1.0	1
Emergency Protective Order	PE	1.0	57

Commonwealth of Virginia
Caseload Statistics of the J&DR District Courts

Wise

June 2016

	Filing Type	Hearings Per Case	Filings	Hearings	Concluded	Clearance Rate
Adult						
Capias	CA	2.0	3	12	7	233%
Criminal Felony	CF	3.0	12	39	13	108%
Criminal Misdemeanor	CM	3.1	49	138	47	96%
Protective Order – Family Abuse	FP	2.1	5	18	10	200%
Other	OT	6.0	2	15	3	150%
Remand Support	RS	1.0	3	3	3	100%
Show Cause	SC	3.6	33	115	45	136%
Restricted License - Support	SL	1.0	1	1	1	100%
Civil Support	VS	2.6	25	65	31	124%
Adult Total			133	406	160	120.3%
Juvenile						
Abuse or Neglect	AN	4.0	4	18	5	125%
Capias	CA	0.0	0	2	0	0%
Child in Need of Services	CS	1.0	3	5	1	33%
Custody Visitation	CV	2.2	92	254	67	73%
Delinquency Felony	DF	0.0	0	20	0	0%
Delinquency Misdemeanor	DM	2.4	18	99	30	167%
Entrustment Agreement	ET	2.0	0	1	1	0%
Foster Care Review	FC	2.0	2	4	2	100%
Initial Foster Care Review	IF	1.0	7	7	7	100%
Permanency Planning	PH	1.0	3	3	3	100%
Paternity	PT	1.0	1	1	1	100%
Remand Custody	RC	1.0	5	5	5	100%
Child at Risk of Abuse or Neglect	RI	2.7	0	3	3	0%
Remand Visitation	RV	1.0	5	5	5	100%
Show Cause	SC	1.3	2	3	3	150%
Status Offense	ST	12.6	0	14	7	0%
Traffic	T	1.6	17	27	16	94%
Termination of Parental Rights	TP	3.3	4	11	3	75%
Juvenile Total			163	482	159	97.5%
Totals			296	888	319	107.8%



	Total Filings with %
Custody Visitation (CV)	92 31%
Criminal Misdemeanor (CM)	49 17%
Show Cause (SC)	35 12%
Civil Support (VS)	25 8%
Delinquency Misdemeanor (DM)	18 6%
Others	77 26%
Total	296 100%

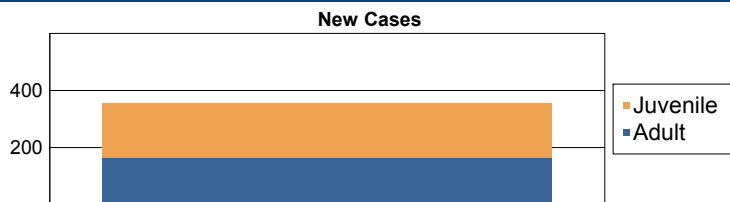
Special Case Activities

Non-Case	NC	1.0	2
Emergency Protective Order	PE	1.0	26

Commonwealth of Virginia
Caseload Statistics of the J&DR District Courts
 May 2016

Wise

	Filing Type	Hearings Per Case	Filings	Hearings	Concluded	Clearance Rate
Adult						
Protective Order - Non Family Abuse	AP	2.0	0	1	1	0%
Capias	CA	2.2	10	24	11	110%
Criminal Felony	CF	2.8	8	45	10	125%
Criminal Misdemeanor	CM	3.4	49	123	40	82%
Protective Order – Family Abuse	FP	2.0	10	14	5	50%
Motion - Modify Protective Order	MP	1.3	2	3	3	150%
Other	OT	11.8	9	46	6	67%
Remand Support	RS	1.0	6	6	6	100%
Show Cause	SC	3.5	38	129	45	118%
Civil Support	VS	2.5	32	63	33	103%
Adult Total			164	454	160	97.6%
Juvenile						
Abuse or Neglect	AN	3.3	5	24	7	140%
Capias	CA	3.0	0	2	1	0%
Child in Need of Services	CS	2.0	2	9	2	100%
Custody Visitation	CV	2.4	96	266	98	102%
Delinquency Felony	DF	6.7	2	7	3	150%
Delinquency Misdemeanor	DM	2.7	21	71	18	86%
Entrustment Agreement	ET	1.0	6	6	5	83%
Foster Care Review	FC	1.0	2	2	2	100%
Initial Foster Care Review	IF	1.0	4	4	4	100%
Permanency Planning	PH	1.5	4	6	4	100%
Paternity	PT	1.0	2	2	2	100%
Remand Custody	RC	1.0	7	7	7	100%
Child at Risk of Abuse or Neglect	RI	2.0	3	7	2	67%
Remand Visitation	RV	1.0	7	7	7	100%
Show Cause	SC	2.8	2	8	5	250%
Status Offense	ST	15.0	17	38	9	53%
Traffic	T	1.7	9	15	10	111%
Termination of Parental Rights	TP	2.3	4	11	6	150%
Juvenile Total			193	492	192	99.5%
Totals			357	946	352	98.6%



	Total Filings with %
Custody Visitation (CV)	96 27%
Criminal Misdemeanor (CM)	49 14%
Show Cause (SC)	40 11%
Civil Support (VS)	32 9%
Delinquency Misdemeanor (DM)	21 6%
Others	119 33%
Total	357 100%

Special Case Activities

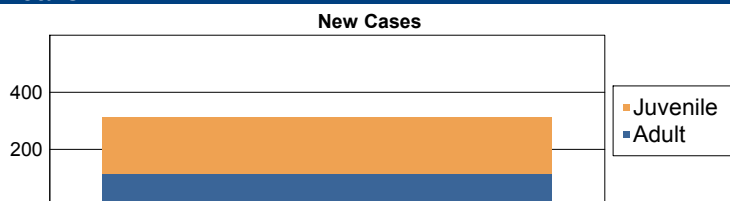
Non-Case	NC	1.0	2
Emergency Protective Order	PE	1.0	14

Commonwealth of Virginia
Caseload Statistics of the J&DR District Courts

Wise

April 2016

	Filing Type	Hearings Per Case	Filings	Hearings	Concluded	Clearance Rate
Adult						
Protective Order - Non Family Abuse	AP	0.0	1	1	0	0%
Capias	CA	1.9	11	21	14	127%
Criminal Felony	CF	2.4	10	31	5	50%
Criminal Misdemeanor	CM	2.8	27	58	17	63%
Protective Order – Family Abuse	FP	2.0	6	12	5	83%
Motion - Modify Protective Order	MP	1.0	1	1	1	100%
Other	OT	2.0	10	45	4	40%
Show Cause	SC	3.4	22	113	31	141%
Civil Support	VS	1.8	27	69	29	107%
Adult Total			115	351	106	92.2%
Juvenile						
Abuse or Neglect	AN	2.0	7	16	1	14%
Capias	CA	0.0	2	3	0	0%
Child in Need of Services	CS	0.0	1	2	0	0%
Custody Visitation	CV	2.8	116	237	109	94%
Delinquency Felony	DF	11.0	1	18	8	800%
Delinquency Misdemeanor	DM	2.0	29	65	9	31%
Entrustment Agreement	ET	1.7	1	3	3	300%
Foster Care Review	FC	1.0	6	6	6	100%
Initial Foster Care Review	IF	1.0	2	2	2	100%
Permanency Planning	PH	1.2	9	11	10	111%
Paternity	PT	1.0	6	6	6	100%
Child at Risk of Abuse or Neglect	RI	0.0	1	1	0	0%
Show Cause	SC	0.0	1	3	0	0%
Status Offense	ST	6.2	3	25	5	167%
Traffic	T	1.8	8	12	4	50%
Termination of Parental Rights	TP	1.7	6	13	6	100%
Juvenile Total			199	423	169	84.9%
Totals			314	774	275	87.6%



	Total Filings with %
Custody Visitation (CV)	116 37%
Delinquency Misdemeanor (DM)	29 9%
Civil Support (VS)	27 9%
Criminal Misdemeanor (CM)	27 9%
Show Cause (SC)	23 7%
Others	92 29%
Total	314 100%

Special Case Activities

Non-Case	NC	1.0	2
Emergency Protective Order	PE	1.0	38

Commonwealth of Virginia
Caseload Statistics of the J&DR District Courts

Wise

March 2016

	Filing Type	Hearings Per Case	Filings	Hearings	Concluded	Clearance Rate
Adult						
Capias	CA	2.5	7	22	11	157%
Criminal Felony	CF	3.9	17	55	20	118%
Criminal Misdemeanor	CM	3.1	31	124	37	119%
Protective Order – Family Abuse	FP	2.0	5	12	8	160%
Motion - Modifv Protective Order	MP	1.0	2	2	1	50%
Other	OT	6.5	10	24	2	20%
Remand Support	RS	1.0	3	3	3	100%
Show Cause	SC	4.2	29	133	45	155%
Civil Support	VS	2.0	29	59	28	97%
Adult Total			133	434	155	116.5%
Juvenile						
Abuse or Neglect	AN	4.0	4	10	4	100%
Capias	CA	0.0	1	1	0	0%
Child in Need of Services	CS	1.5	2	6	2	100%
Custody Visitation	CV	2.8	76	183	66	87%
Delinquency Felony	DF	8.0	2	21	2	100%
Delinquency Misdemeanor	DM	3.6	13	66	13	100%
Entrustment Agreement	ET	1.0	4	4	2	50%
Foster Care Review	FC	1.0	13	13	13	100%
Initial Foster Care Review	IF	1.0	4	4	4	100%
Permanency Planning	PH	1.0	21	21	20	95%
Paternity	PT	1.0	2	2	2	100%
Remand Custody	RC	1.0	1	1	1	100%
Child at Risk of Abuse or Neglect	RI	2.0	1	2	1	100%
Remand Visitation	RV	1.0	1	1	1	100%
Show Cause	SC	3.0	3	7	4	133%
Status Offense	ST	6.7	0	31	6	0%
Traffic	T	1.5	5	11	4	80%
Termination of Parental Rights	TP	2.0	10	14	4	40%
Juvenile Total			163	398	149	91.4%
Totals			296	832	304	102.7%



	Total Filings with %
Custody Visitation (CV)	76 26%
Show Cause (SC)	32 11%
Criminal Misdemeanor (CM)	31 10%
Civil Support (VS)	29 10%
Permanency Planning (PH)	21 7%
Others	107 36%
Total	296 100%

Special Case Activities

Non-Case	NC	1.0	1
Emergency Protective Order	PE	1.0	32

Commonwealth of Virginia
Caseload Statistics of the J&DR District Courts

Wise

February 2016

	Filing Type	Hearings Per Case	Filings	Hearings	Concluded	Clearance Rate
Adult						
Capias	CA	1.5	8	13	4	50%
Criminal Felonv	CF	2.9	9	41	14	156%
Criminal Misdemeanor	CM	3.0	39	141	72	185%
Protective Order – Family Abuse	FP	2.0	8	14	5	63%
Motion - Modifv Protective Order	MP	1.0	1	1	1	100%
Other	OT	7.8	4	30	5	125%
Remand Support	RS	1.0	3	3	3	100%
Show Cause	SC	3.7	33	130	29	88%
Civil Support	VS	2.0	44	81	47	107%
Adult Total			149	454	180	120.8%
Juvenile						
Abuse or Neglect	AN	2.5	5	20	6	120%
Relief of Custodv	CR	4.0	0	2	1	0%
Child in Need of Services	CS	3.0	1	4	1	100%
Custody Visitation	CV	2.5	74	252	97	131%
Delinquency Felonv	DF	0.0	3	19	0	0%
Delinquency Misdemeanor	DM	2.3	17	76	17	100%
Entrustment Agreement	ET	2.0	0	2	2	0%
Foster Care Review	FC	1.0	3	3	3	100%
Paternity	PT	1.0	4	4	4	100%
Remand Custodv	RC	1.0	2	2	2	100%
Remand Visitation	RV	1.0	2	2	2	100%
Show Cause	SC	2.0	1	6	3	300%
Status Offense	ST	10.0	2	41	8	400%
Traffic	T	2.0	7	12	5	71%
Juvenile Total			121	445	151	124.8%
Totals			270	899	331	122.6%



	Total Filings with %
Custody Visitation (CV)	74 27%
Civil Support (VS)	44 16%
Criminal Misdemeanor (CM)	39 14%
Show Cause (SC)	34 13%
Delinquency Misdemeanor (DM)	17 6%
Others	62 23%
Total	270 100%

Special Case Activities

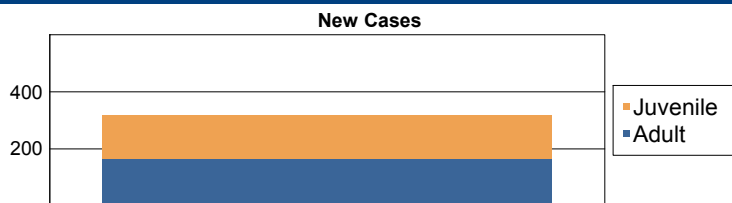
Non-Case	NC	1.0	2
Emeraency Protective Order	PE	1.0	30

**Commonwealth of Virginia
Caseload Statistics of the J&DR District Courts**

Wise

January 2016

	Filing Type	Hearings Per Case	Filings	Hearings	Concluded	Clearance Rate
Adult						
Capias	CA	4.1	13	34	23	177%
Criminal Felony	CF	3.0	11	45	13	118%
Criminal Misdemeanor	CM	3.7	69	178	36	52%
Protective Order – Family Abuse	FP	2.0	2	5	3	150%
Other	OT	16.0	0	29	3	0%
Remand Support	RS	1.0	1	1	1	100%
Show Cause	SC	3.5	42	139	51	121%
Civil Support	VS	2.0	28	72	28	100%
Adult Total			166	503	158	95.2%
Juvenile						
Abuse or Neglect	AN	3.8	5	20	5	100%
Protective Order – Non Family Abuse	AP	1.0	2	2	2	100%
Relief of Custody	CR	0.0	0	1	0	0%
Child in Need of Services	CS	0.0	1	3	0	0%
Custody Visitation	CV	1.9	93	224	58	62%
Delinquency Felony	DF	7.0	2	9	2	100%
Delinquency Misdemeanor	DM	6.3	20	62	14	70%
Foster Care Review	FC	1.7	3	5	3	100%
Initial Foster Care Review	IF	1.0	3	3	3	100%
Permanency Planning	PH	1.0	2	2	2	100%
Paternity	PT	1.0	6	6	6	100%
Show Cause	SC	1.3	7	8	3	43%
Status Offense	ST	5.8	1	33	5	500%
Traffic	T	3.0	5	12	8	160%
Termination of Parental Rights	TP	3.0	1	2	1	100%
Juvenile Total			151	392	112	74.2%
Totals			317	895	270	85.2%



	Total Filings with %
Custody Visitation (CV)	93 29%
Criminal Misdemeanor (CM)	69 22%
Show Cause (SC)	49 15%
Civil Support (VS)	28 9%
Delinquency Misdemeanor (DM)	20 6%
Others	58 18%
Total	317 100%

Special Case Activities

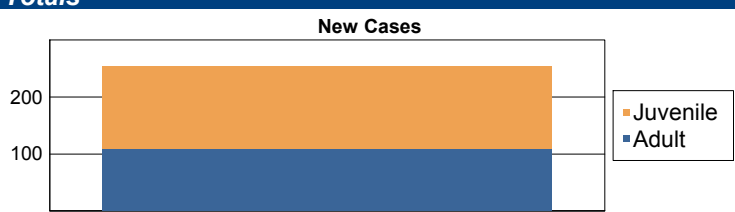
Emergency Protective Order	PE	1.0	16
----------------------------	----	-----	----

**Commonwealth of Virginia
Caseload Statistics of the J&DR District Courts**

Wythe

December 2016

	Filing Type	Hearings Per Case	Filings	Hearings	Concluded	Clearance Rate
Adult						
Protective Order - Non Family Abuse	AP	0.0	0	1	0	0%
Capias	CA	2.0	0	4	1	0%
Criminal Felony	CF	1.6	25	37	5	20%
Criminal Misdemeanor	CM	3.4	19	42	9	47%
Criminal Support	CS	0.0	1	1	0	0%
Protective Order – Family Abuse	FP	2.3	1	8	6	600%
Other	OT	1.0	1	1	1	100%
Protective Order - Violation of Protective Order Conviction	PV	1.0	2	2	2	100%
Remand Support	RS	1.0	2	2	2	100%
Show Cause	SC	2.7	29	84	23	79%
Civil Support	VS	1.6	29	47	28	97%
Adult Total			109	229	77	70.6%
Juvenile						
Abuse or Neglect	AN	0.0	0	8	0	0%
Child in Need of Services	CS	0.0	1	2	0	0%
Custody Visitation	CV	1.6	112	184	82	73%
Delinquency Felony	DF	6.0	5	12	1	20%
Delinquency Misdemeanor	DM	3.1	12	44	16	133%
Foster Care Review	FC	1.0	1	2	1	100%
Initial Foster Care Review	IF	0.0	0	1	0	0%
Permanency Planning	PH	1.0	4	4	4	100%
Paternity	PT	0.0	0	1	0	0%
Remand Custody	RC	1.0	2	2	1	50%
Show Cause	SC	2.0	0	2	1	0%
Status Offense	ST	0.0	0	2	0	0%
Traffic	T	2.5	5	10	6	120%
Termination of Parental Rights	TP	0.0	0	1	0	0%
Truancy/Runaway (Child in Need of Supervision)	TR	6.0	2	6	1	50%
Juvenile Total			144	281	113	78.5%
Totals			253	510	190	75.1%



	Total Filings with %
Custody Visitation (CV)	112 44%
Civil Support (VS)	29 11%
Show Cause (SC)	29 11%
Criminal Felony (CF)	25 10%
Criminal Misdemeanor (CM)	19 8%
Others	39 15%
Total	253 100%

Special Case Activities

Emergency Protective Order	PE	1.0	8
Temporary Detention Order	TD	1.0	2

Commonwealth of Virginia
Caseload Statistics of the J&DR District Courts

Wythe

November 2016

	Filing Type	Hearings Per Case	Filings	Hearings	Concluded	Clearance Rate
Adult						
Capias	CA	2.0	3	7	4	133%
Criminal Felony	CF	3.3	3	13	9	300%
Criminal Misdemeanor	CM	3.5	11	56	24	218%
Protective Order – Family Abuse	FP	2.0	5	12	4	80%
Motion - Modifv Protective Order	MP	1.0	1	1	1	100%
Other	OT	1.0	1	1	1	100%
Protective Order - Violation of Protective Order Conviction	PV	1.0	2	2	1	50%
Remand Support	RS	1.0	2	2	2	100%
Show Cause	SC	2.3	48	94	42	88%
Civil Support	VS	1.6	22	40	24	109%
Adult Total			98	228	112	114.3%
Juvenile						
Abuse or Neglect	AN	0.0	5	11	0	0%
Child in Need of Services	CS	4.0	0	3	1	0%
Custody Visitation	CV	2.4	56	152	69	123%
Delinquency Felony	DF	3.0	1	21	6	600%
Delinquency Misdemeanor	DM	2.4	19	73	14	74%
Foster Care Review	FC	1.0	5	5	5	100%
Permanency Planning	PH	1.2	6	7	6	100%
Paternity	PT	2.0	1	2	1	100%
Remand Custody	RC	1.0	3	3	3	100%
Show Cause	SC	0.0	1	2	0	0%
Status Offense	ST	1.0	4	8	1	25%
Traffic	T	2.0	3	9	3	100%
Termination of Parental Rights	TP	1.0	2	2	1	50%
Truancy/Runaway (Child in Need of Supervision)	TR	3.5	4	13	8	200%
Juvenile Total			110	311	118	107.3%
Totals			208	539	230	110.6%



	Total Filings with %
Custody Visitation (CV)	56 27%
Show Cause (SC)	49 24%
Civil Support (VS)	22 11%
Delinquency Misdemeanor (DM)	19 9%
Criminal Misdemeanor (CM)	11 5%
Others	51 25%
Total	208 100%

Special Case Activities

Emergency Protective Order	PE	1.0	2
Temporary Detention Order	TD	1.0	10

Commonwealth of Virginia
 Caseload Statistics of the J&DR District Courts

Wythe

October 2016

	Filing Type	Hearings Per Case	Filings	Hearings	Concluded	Clearance Rate
Adult						
Protective Order - Non Familv Abuse	AP	0.0	1	2	0	0%
Capias	CA	2.0	4	6	1	25%
Criminal Felonv	CF	3.3	4	24	9	225%
Criminal Misdemeanor	CM	3.5	20	58	15	75%
Protective Order – Familv Abuse	FP	2.7	5	17	11	220%
Other	OT	1.0	1	1	1	100%
Protective Order - Violation of Protective Order Conviction	PV	1.0	2	2	2	100%
Remand Support	RS	1.0	1	1	1	100%
Show Cause	SC	3.1	24	62	27	113%
Civil Support	VS	1.8	18	41	23	128%
Adult Total			80	214	90	112.5%
Juvenile						
Abuse or Nealect	AN	0.0	1	2	0	0%
Child in Need of Services	CS	2.5	1	7	2	200%
Custody Visitation	CV	2.3	33	116	36	109%
Delinquency Felonv	DF	4.2	4	20	5	125%
Delinquency Misdemeanor	DM	3.3	25	65	26	104%
Foster Care Review	FC	1.0	3	3	3	100%
Permanency Planning	PH	1.0	4	4	4	100%
Paternity	PT	4.0	0	1	1	0%
Remand Custody	RC	1.0	3	3	3	100%
Show Cause	SC	1.0	1	1	1	100%
Status Offense	ST	0.0	3	3	0	0%
Traffic	T	1.4	15	15	9	60%
Termination of Parental Rihts	TP	1.0	4	4	4	100%
Truancy/Runaway (Child in Need of Supervision)	TR	4.0	0	9	2	0%
Juvenile Total			97	253	96	99.0%
Totals			177	467	186	105.1%

New Cases



	Total Filings with %
Custody Visitation (CV)	33 19%
Delinquency Misdemeanor (DM)	25 14%
Show Cause (SC)	25 14%
Criminal Misdemeanor (CM)	20 11%
Civil Support (VS)	18 10%
Others	56 32%
Total	177 100%

Special Case Activities

Emergency Protective Order	PE	1.0	23
Emergency Custody Order	EC	1.0	2
Temporary Detention Order	TD	1.0	6

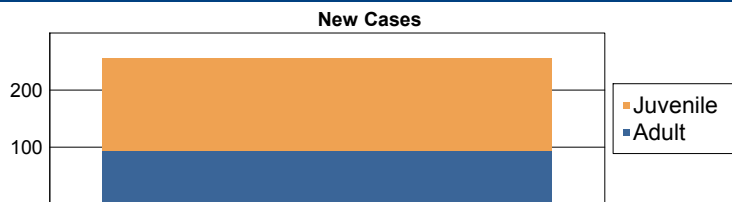
Commonwealth of Virginia
Caseload Statistics of the J&DR District Courts

Wythe

September 2016

	Filing Type	Hearings Per Case	Filings	Hearings	Concluded	Clearance Rate
Adult						
Capias	CA	2.0	1	2	1	100%
Criminal Felonv	CF	2.9	9	24	8	89%
Criminal Misdemeanor	CM	2.8	16	46	12	75%
Protective Order – Family Abuse	FP	2.1	9	24	7	78%
Motion - Modifv Protective Order	MP	1.3	3	4	4	133%
Other	OT	1.0	1	1	1	100%
Violation - Family Abuse Protective Order	PS	1.0	1	1	1	100%
Show Cause	SC	3.0	19	54	19	100%
Civil Support	VS	1.5	34	48	32	94%
Adult Total			93	204	85	91.4%
Juvenile						
Abuse or Neglect	AN	4.0	0	3	2	0%
Child in Need of Services	CS	2.0	2	3	1	50%
Custody Visitation	CV	2.0	104	166	76	73%
Delinquency Felonv	DF	3.0	5	26	8	160%
Delinquency Misdemeanor	DM	2.8	27	75	31	115%
Foster Care Review	FC	1.0	1	1	1	100%
Initial Foster Care Review	IF	1.0	1	1	1	100%
Paternity	PT	0.0	1	1	0	0%
Remand Custody	RC	1.0	6	6	6	100%
Show Cause	SC	6.3	0	4	3	0%
Status Offense	ST	3.0	1	2	2	200%
Traffic	T	1.5	12	12	11	92%
Truancy/Runaway (Child in Need of Supervision)	TR	3.5	2	11	2	100%
Juvenile Total			162	311	144	88.9%

Totals			255	515	229	89.8%
---------------	--	--	------------	------------	------------	--------------



	Total Filings with %	
Custody Visitation (CV)	104	41%
Civil Support (VS)	34	13%
Delinquency Misdemeanor (DM)	27	11%
Show Cause (SC)	19	7%
Criminal Misdemeanor (CM)	16	6%
Others	55	22%
Total	255	100%

Special Case Activities

Emergency Protective Order	PE	1.0	11
Emergency Custody Order	EC	1.0	2
Temporary Detention Order	TD	1.0	2

Commonwealth of Virginia
Caseload Statistics of the J&DR District Courts
August 2016

Wythe

	Filing Type	Hearings Per Case	Filings	Hearings	Concluded	Clearance Rate
Adult						
Cabias	CA	2.5	0	3	2	0%
Criminal Felonv	CF	2.1	14	41	11	79%
Criminal Misdemeanor	CM	3.0	9	40	19	211%
Protective Order – Family Abuse	FP	2.6	12	22	8	67%
Motion - Modifv Protective Order	MP	1.0	1	1	1	100%
Other	OT	1.0	5	5	5	100%
Remand Support	RS	1.5	1	2	2	200%
Show Cause	SC	2.8	27	62	22	81%
Civil Support	VS	1.9	37	62	40	108%
Adult Total			106	238	110	103.8%
Juvenile						
Abuse or Neglect	AN	5.4	2	13	8	400%
Child in Need of Services	CS	3.0	1	3	2	200%
Custody Visitation	CV	2.4	79	165	87	110%
Delinquency Felonv	DF	2.0	1	18	3	300%
Delinquency Misdemeanor	DM	4.8	10	46	20	200%
Foster Care Review	FC	1.0	3	3	3	100%
Initial Foster Care Review	IF	1.0	2	2	2	100%
Paternity	PT	0.0	0	1	0	0%
Remand Custody	RC	1.0	2	2	2	100%
Restoration of Parental Rights	RR	4.0	0	1	1	0%
Show Cause	SC	3.1	7	14	10	143%
Status Offense	ST	3.3	0	3	3	0%
Traffic	T	1.9	6	15	11	183%
Termination of Parental Rights	TP	2.0	0	1	1	0%
Truancy/Runaway (Child in Need of Supervision)	TR	3.0	1	9	2	200%
Juvenile Total			114	296	155	136.0%
Totals			220	534	265	120.5%



	Total Filings with %
Custody Visitation (CV)	79 36%
Civil Support (VS)	37 17%
Show Cause (SC)	34 15%
Criminal Felony (CF)	14 6%
Protective Order – Family Abuse (FP)	12 5%
Others	44 20%
Total	220 100%

Special Case Activities

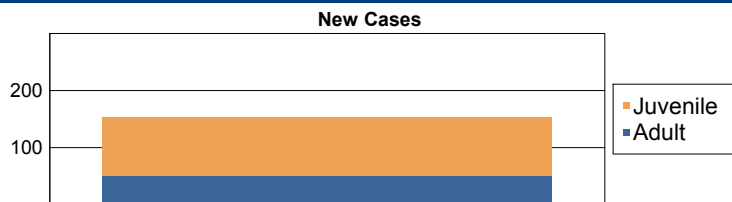
Emeraency Protective Order	PE	1.0	20
----------------------------	----	-----	----

Commonwealth of Virginia
Caseload Statistics of the J&DR District Courts

Wythe

July 2016

	Filing Type	Hearings Per Case	Filings	Hearings	Concluded	Clearance Rate
Adult						
Capias	CA	2.3	3	6	3	100%
Criminal Felony	CF	3.2	2	8	5	250%
Criminal Misdemeanor	CM	3.0	5	28	12	240%
Protective Order – Family Abuse	FP	3.0	3	5	2	67%
Other	OT	1.0	1	1	1	100%
Protective Order - Violation of Protective Order Conviction	PV	1.0	1	1	1	100%
Show Cause	SC	2.9	18	40	10	56%
Restricted License - Support	SL	1.0	1	1	1	100%
Civil Support	VS	2.2	16	29	20	125%
Adult Total			50	119	55	110.0%
Juvenile						
Abuse or Neglect	AN	4.0	0	4	3	0%
Capias	CA	2.5	1	2	2	200%
Child in Need of Services	CS	0.0	0	1	0	0%
Custody Visitation	CV	2.1	54	105	63	117%
Delinquency Felony	DF	9.0	9	15	1	11%
Delinquency Misdemeanor	DM	3.8	14	39	12	86%
Foster Care Review	FC	1.0	2	2	2	100%
Initial Foster Care Review	IF	1.0	3	3	3	100%
Permanency Planning	PH	1.0	5	5	5	100%
Paternity	PT	0.0	0	1	0	0%
Show Cause	SC	5.8	0	9	5	0%
Status Offense	ST	1.7	3	10	7	233%
Traffic	T	1.2	7	6	5	71%
Termination of Parental Rights	TP	1.0	2	2	1	50%
Truancy/Runaway (Child in Need of Supervision)	TR	2.0	3	9	1	33%
Juvenile Total			103	213	110	106.8%
Totals			153	332	165	107.8%



	Total Filings with %
Custody Visitation (CV)	54 35%
Show Cause (SC)	18 12%
Civil Support (VS)	16 10%
Delinquency Misdemeanor (DM)	14 9%
Delinquency Felony (DF)	9 6%
Others	42 27%
Total	153 100%

Special Case Activities

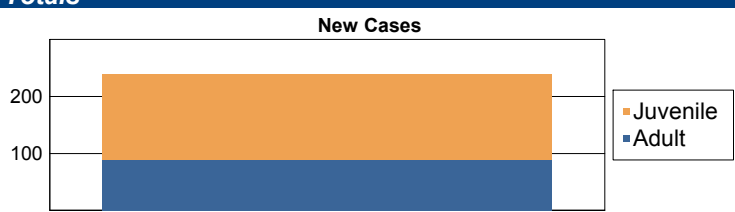
Emergency Protective Order	PE	1.0	30
Emergency Custody Order	EC	1.0	2
Temporary Detention Order	TD	1.0	6

Commonwealth of Virginia
Caseload Statistics of the J&DR District Courts

Wythe

June 2016

	Filing Type	Hearings Per Case	Filings	Hearings	Concluded	Clearance Rate
Adult						
Capias	CA	0.0	2	3	0	0%
Criminal Felonv	CF	3.3	12	36	25	208%
Criminal Misdemeanor	CM	2.6	18	56	14	78%
Protective Order – Family Abuse	FP	2.5	3	10	4	133%
Motion - Modifv Protective Order	MP	1.0	3	3	2	67%
Other	OT	1.0	1	1	1	100%
Protective Order – Stalking/Acts of Violence	PC	1.0	1	1	1	100%
Remand Support	RS	1.0	1	1	1	100%
Show Cause	SC	2.4	21	58	17	81%
Restricted License - Support	SL	1.0	1	1	1	100%
Civil Support	VS	1.7	27	57	32	119%
Adult Total			90	227	98	108.9%
Juvenile						
Abuse or Nealect	AN	4.0	2	14	4	200%
Capias	CA	0.0	0	2	0	0%
Relief of Custodv	CR	1.0	1	1	1	100%
Child in Need of Services	CS	3.0	1	2	1	100%
Custodv Visitation	CV	2.1	77	217	115	149%
Delinquencv Felonv	DF	0.0	6	7	0	0%
Delinquencv Misdemeanor	DM	3.4	19	47	12	63%
Foster Care Review	FC	1.0	7	7	7	100%
Initial Foster Care Review	IF	1.0	5	5	5	100%
Permanencv Planning	PH	1.3	4	6	6	150%
Paternitv	PT	2.0	1	3	2	200%
Remand Custodv	RC	1.0	4	4	4	100%
Show Cause	SC	2.0	4	10	3	75%
Status Offense	ST	2.5	3	6	6	200%
Traffic	T	2.2	6	12	9	150%
Termination of Parental Rihts	TP	1.0	4	4	4	100%
Truancv/Runaway (Child in Need of Supervision)	TR	2.0	6	7	1	17%
Juvenile Total			150	354	180	120.0%
Totals			240	581	278	115.8%



	Total Filings with %
Custody Visitation (CV)	77 32%
Civil Support (VS)	27 11%
Show Cause (SC)	25 10%
Delinquency Misdemeanor (DM)	19 8%
Criminal Misdemeanor (CM)	18 8%
Others	74 31%
Total	240 100%

Special Case Activities

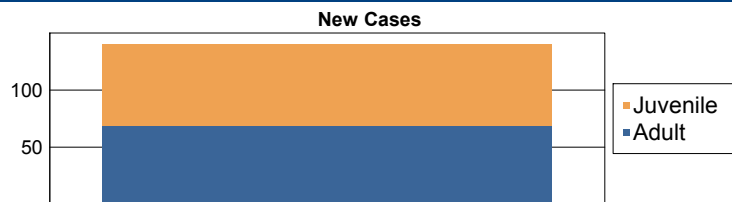
Emeraencv Protective Order	PE	1.1	15
Emeraencv Custodv Order	EC	1.0	2
Temporary Detention Order	TD	1.0	6

Commonwealth of Virginia
Caseload Statistics of the J&DR District Courts
 May 2016

Wythe

	Filing Type	Hearings Per Case	Filings	Hearings	Concluded	Clearance Rate
Adult						
Capias	CA	4.0	2	9	3	150%
Criminal Felony	CF	2.0	11	36	8	73%
Criminal Misdemeanor	CM	3.1	17	56	22	129%
Protective Order – Family Abuse	FP	2.7	5	15	6	120%
Other	OT	1.0	1	1	1	100%
Show Cause	SC	3.5	10	50	20	200%
Civil Support	VS	1.5	23	38	23	100%
Adult Total			69	205	83	120.3%
Juvenile						
Abuse or Neglect	AN	4.0	2	17	5	250%
Child in Need of Services	CS	2.0	0	2	1	0%
Custody Visitation	CV	2.6	40	155	49	123%
Delinquency Felony	DF	0.0	0	1	0	0%
Delinquency Misdemeanor	DM	4.6	10	53	22	220%
Foster Care Review	FC	1.0	1	1	1	100%
Initial Foster Care Review	IF	1.0	5	5	5	100%
Protective Order – Stalking/Acts of Violence	PC	4.0	0	2	1	0%
Permanency Planning	PH	1.0	3	3	1	33%
Restoration of Parental Rights	RR	0.0	0	1	0	0%
Show Cause	SC	2.8	2	26	5	250%
Status Offense	ST	1.8	2	8	5	250%
Traffic	T	1.4	6	8	7	117%
Termination of Parental Rights	TP	2.0	0	4	4	0%
Truancy/Runaway (Child in Need of Supervision)	TR	3.9	1	11	8	800%
Juvenile Total			72	297	114	158.3%

Totals			141	502	197	139.7%
---------------	--	--	------------	------------	------------	---------------



	Total Filings with %
Custody Visitation (CV)	40 28%
Civil Support (VS)	23 16%
Criminal Misdemeanor (CM)	17 12%
Show Cause (SC)	12 9%
Criminal Felony (CF)	11 8%
Others	38 27%
Total	141 100%

Special Case Activities

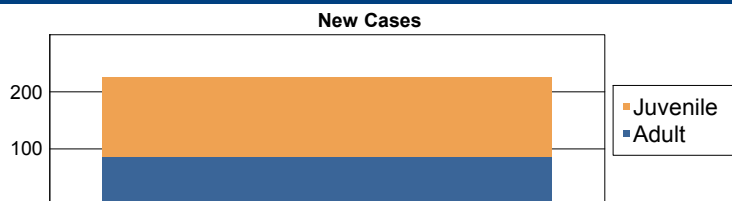
Emergency Protective Order	PE	1.2	4
Temporary Detention Order	TD	1.0	6

Commonwealth of Virginia
Caseload Statistics of the J&DR District Courts

Wythe

April 2016

	Filing Type	Hearings Per Case	Filings	Hearings	Concluded	Clearance Rate
Adult						
Capias	CA	1.5	4	6	4	100%
Criminal Felony	CF	2.9	19	45	11	58%
Criminal Misdemeanor	CM	5.3	26	61	6	23%
Protective Order – Family Abuse	FP	2.2	8	17	6	75%
Motion - Modifv Protective Order	MP	1.5	1	2	2	200%
Other	OT	1.0	3	3	3	100%
Remand Support	RS	0.0	1	1	0	0%
Show Cause	SC	3.1	10	37	8	80%
Civil Support	VS	1.8	14	32	18	129%
Adult Total			86	204	58	67.4%
Juvenile						
Abuse or Neglect	AN	3.0	6	20	6	100%
Capias	CA	0.0	1	1	0	0%
Child in Need of Services	CS	0.0	2	2	0	0%
Custody Visitation	CV	2.2	65	171	95	146%
Delinquency Felony	DF	2.7	0	2	3	0%
Delinquency Misdemeanor	DM	2.8	26	74	25	96%
Initial Foster Care Review	IF	1.0	4	4	4	100%
Protective Order – Stalking/Acts of Violence	PC	3.0	1	3	1	100%
Permanency Planning	PH	1.0	2	2	2	100%
Restoration of Parental Rights	RR	0.0	0	1	0	0%
Show Cause	SC	1.5	13	18	2	15%
Status Offense	ST	2.0	6	12	6	100%
Traffic	T	1.2	14	19	12	86%
Truancy/Runaway (Child in Need of Supervision)	TR	3.0	0	7	1	0%
Juvenile Total			140	336	157	112.1%
Totals			226	540	215	95.1%



	Total Filings with %
Custody Visitation (CV)	65 29%
Criminal Misdemeanor (CM)	26 12%
Delinquency Misdemeanor (DM)	26 12%
Show Cause (SC)	23 10%
Criminal Felony (CF)	19 8%
Others	67 30%
Total	226 100%

Special Case Activities

Emergency Protective Order	PE	1.0	5
Temporary Detention Order	TD	1.0	4

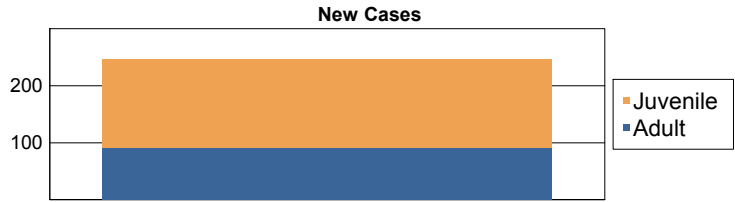
Commonwealth of Virginia
Caseload Statistics of the J&DR District Courts

Wythe

March 2016

	Filing Type	Hearings Per Case	Filings	Hearings	Concluded	Clearance Rate
Adult						
Capias	CA	4.0	0	2	2	0%
Criminal Felonv	CF	3.0	14	27	7	50%
Criminal Misdemeanor	CM	3.0	18	49	17	94%
Protective Order – Family Abuse	FP	2.9	8	17	7	88%
Other	OT	1.0	2	2	2	100%
Protective Order - Violation of Protective Order Conviction	PV	1.0	1	1	1	100%
Show Cause	SC	2.9	24	82	39	163%
Restricted License - Support	SL	1.0	3	3	3	100%
Civil Support	VS	1.5	22	45	13	59%
Adult Total			92	228	91	98.9%
Juvenile						
Abuse or Neglect	AN	3.6	8	24	5	63%
Child in Need of Services	CS	0.0	2	4	0	0%
Custody Visitation	CV	2.3	77	178	59	77%
Delinquency Felonv	DF	3.5	5	17	2	40%
Delinquency Misdemeanor	DM	4.0	21	76	23	110%
Foster Care Review	FC	1.0	1	1	1	100%
Initial Foster Care Review	IF	1.0	3	3	3	100%
Juvenile Support	JS	1.0	1	1	1	100%
Protective Order – Stalking/Acts of Violence	PC	0.0	0	1	0	0%
Permanency Planning	PH	1.0	5	5	5	100%
Paternity	PT	2.0	1	2	1	100%
Remand Custody	RC	1.0	1	1	1	100%
Restoration of Parental Rights	RR	0.0	1	1	0	0%
Show Cause	SC	3.0	4	14	3	75%
Status Offense	ST	1.5	4	8	4	100%
Traffic	T	2.2	6	10	6	100%
Termination of Parental Rights	TP	0.0	4	4	0	0%
Truancy/Runaway (Child in Need of Supervision)	TR	4.0	11	25	3	27%
Juvenile Total			155	375	117	75.5%

Totals			247	603	208	84.2%
---------------	--	--	------------	------------	------------	--------------



	Total Filings with %
Custody Visitation (CV)	77 31%
Show Cause (SC)	28 11%
Civil Support (VS)	22 9%
Delinquency Misdemeanor (DM)	21 9%
Criminal Misdemeanor (CM)	18 7%
Others	81 33%
Total	247 100%

Special Case Activities

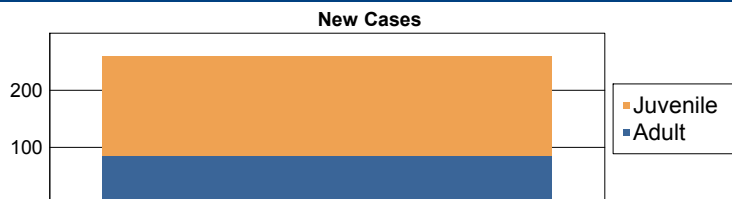
Emergency Protective Order	PE	1.1	22
Emergency Custody Order	EC	1.0	2
Non-Case	NC	1.0	1
Temporary Detention Order	TD	1.0	2

Commonwealth of Virginia
Caseload Statistics of the J&DR District Courts

Wythe

February 2016

	Filing Type	Hearings Per Case	Filings	Hearings	Concluded	Clearance Rate
Adult						
Capias	CA	4.0	1	4	1	100%
Criminal Felony	CF	3.7	6	22	6	100%
Criminal Misdemeanor	CM	3.6	13	44	18	138%
Protective Order – Family Abuse	FP	2.5	2	5	2	100%
Motion - Modifv Protective Order	MP	1.0	4	4	3	75%
Other	OT	1.0	5	5	5	100%
Remand Support	RS	1.3	3	4	4	133%
Show Cause	SC	2.8	21	58	20	95%
Restricted License - Support	SL	1.0	3	3	3	100%
Civil Support	VS	1.6	28	60	28	100%
Adult Total			86	209	90	104.7%
Juvenile						
Abuse or Neglect	AN	0.0	6	26	0	0%
Capias	CA	3.0	0	1	1	0%
Child in Need of Services	CS	3.0	1	3	1	100%
Custody Visitation	CV	1.9	117	208	69	59%
Delinquency Felony	DF	3.0	4	7	1	25%
Delinquency Misdemeanor	DM	3.2	11	50	21	191%
Foster Care Review	FC	1.0	3	3	3	100%
Juvenile Support	JS	1.0	2	2	1	50%
Protective Order – Stalking/Acts of Violence	PC	0.0	1	1	0	0%
Paternity	PT	0.0	1	1	0	0%
Remand Custody	RC	1.0	3	3	3	100%
Show Cause	SC	4.3	4	12	3	75%
Status Offense	ST	1.8	6	9	6	100%
Traffic	T	1.7	13	20	10	77%
Truancy/Runaway (Child in Need of Supervision)	TR	3.0	2	7	4	200%
Juvenile Total			174	353	123	70.7%
Totals			260	562	213	81.9%



	Total Filings with %
Custody Visitation (CV)	117 45%
Civil Support (VS)	28 11%
Show Cause (SC)	25 10%
Criminal Misdemeanor (CM)	13 5%
Traffic (T)	13 5%
Others	64 25%
Total	260 100%

Special Case Activities

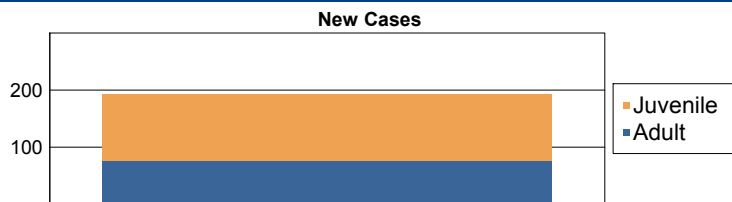
Non-Case	NC	1.0	1
Emergency Protective Order	PE	1.0	20
Emergency Custody Order	EC	1.0	4
Temporary Detention Order	TD	1.0	16

Commonwealth of Virginia
Caseload Statistics of the J&DR District Courts

Wythe

January 2016

	Filing Type	Hearings Per Case	Filings	Hearings	Concluded	Clearance Rate
Adult						
Capias	CA	3.7	1	7	3	300%
Criminal Felony	CF	2.8	7	17	4	57%
Criminal Misdemeanor	CM	3.2	16	64	27	169%
Protective Order – Family Abuse	FP	2.0	5	14	5	100%
Other	OT	1.0	2	2	2	100%
Remand Support	RS	1.0	1	1	1	100%
Show Cause	SC	2.7	21	64	23	110%
Restricted License - Support	SL	1.0	1	1	1	100%
Civil Support	VS	1.7	23	42	23	100%
Adult Total			77	212	89	115.6%
Juvenile						
Abuse or Neglect	AN	0.0	2	7	0	0%
Child in Need of Services	CS	0.0	0	1	0	0%
Custody Visitation	CV	1.9	65	142	36	55%
Delinquency Felony	DF	6.0	1	6	1	100%
Delinquency Misdemeanor	DM	2.5	19	55	13	68%
Foster Care Review	FC	1.4	7	10	7	100%
Juvenile Support	JS	2.0	0	1	1	0%
Paternity	PT	0.0	1	1	0	0%
Remand Custody	RC	1.0	2	2	2	100%
Show Cause	SC	2.0	1	4	3	300%
Status Offense	ST	2.2	9	11	6	67%
Traffic	T	1.3	8	9	8	100%
Truancy/Runaway (Child in Need of Supervision)	TR	2.0	1	8	2	200%
Juvenile Total			116	257	79	68.1%
Totals			193	469	168	87.0%



	Total Filings with %
Custody Visitation (CV)	65 34%
Civil Support (VS)	23 12%
Show Cause (SC)	22 11%
Delinquency Misdemeanor (DM)	19 10%
Criminal Misdemeanor (CM)	16 8%
Others	48 25%
Total	193 100%

Special Case Activities

Emergency Protective Order	PE	1.0	20
Temporary Detention Order	TD	1.0	8

Commonwealth of Virginia
Caseload Statistics of the J&DR District Courts

York

December 2016

	Filing Type	Hearings Per Case	Filings	Hearings	Concluded	Clearance Rate
Adult						
Capias	CA	2.3	3	12	7	233%
Criminal Felony	CF	3.8	5	17	6	120%
Criminal Misdemeanor	CM	4.0	14	73	29	207%
Protective Order – Family Abuse	FP	6.0	5	7	1	20%
Remand Support	RS	1.0	12	12	12	100%
Show Cause	SC	2.5	28	70	22	79%
Restricted License - Support	SL	2.0	1	3	1	100%
Civil Support	VS	2.5	15	44	20	133%
Adult Total			83	238	98	118.1%
Juvenile						
Abuse or Neglect	AN	4.0	0	3	3	0%
Protective Order – Non Family Abuse	AP	0.0	1	1	0	0%
Capias	CA	3.0	1	2	1	100%
Child in Need of Services	CS	0.0	0	1	0	0%
Custody Visitation	CV	4.6	60	182	59	98%
Delinquency Felony	DF	3.3	11	61	10	91%
Delinquency Misdemeanor	DM	3.2	12	126	38	317%
Paternity	PT	0.0	1	1	0	0%
Remand Custody	RC	1.0	17	17	16	94%
Remand Visitation	RV	1.0	17	17	16	94%
Show Cause	SC	3.5	0	4	2	0%
Status Offense	ST	2.0	4	9	2	50%
Traffic	T	2.3	12	27	11	92%
Truancy/Runaway (Child in Need of Supervision)	TR	17.0	0	2	1	0%
Juvenile Total			136	453	159	116.9%

Totals			219	691	257	117.4%
---------------	--	--	------------	------------	------------	---------------

New Cases



	Total Filings with %
Custody Visitation (CV)	60 27%
Show Cause (SC)	28 13%
Remand Custody (RC)	17 8%
Remand Visitation (RV)	17 8%
Civil Support (VS)	15 7%
Others	82 37%
Total	219 100%

Special Case Activities

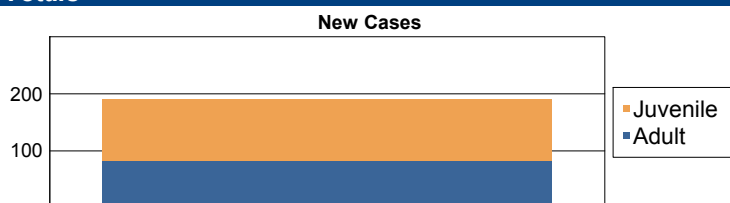
Emergency Protective Order	PE	1.3	10
Temporary Detention Order	TD	1.0	2

Commonwealth of Virginia
Caseload Statistics of the J&DR District Courts

York

November 2016

	Filing Type	Hearings Per Case	Filings	Hearings	Concluded	Clearance Rate
Adult						
Protective Order - Non Family Abuse	AP	3.0	0	2	2	0%
Capias	CA	1.0	4	5	1	25%
Criminal Felony	CF	5.4	17	48	10	59%
Criminal Misdemeanor	CM	4.3	20	49	10	50%
Protective Order – Family Abuse	FP	3.7	5	20	10	200%
Other	OT	2.0	0	1	1	0%
Remand Support	RS	1.0	2	2	2	100%
Show Cause	SC	4.1	12	55	15	125%
Restricted License - Support	SL	0.0	1	2	0	0%
Civil Support	VS	2.7	22	48	23	105%
Adult Total			83	232	74	89.2%
Juvenile						
Abuse or Neglect	AN	0.0	0	1	0	0%
Child in Need of Services	CS	0.0	0	1	0	0%
Custody Visitation	CV	2.2	41	141	51	124%
Delinquency Felony	DF	4.3	13	64	14	108%
Delinquency Misdemeanor	DM	3.9	39	116	26	67%
Foster Care Review	FC	6.0	0	2	1	0%
Paternity	PT	2.0	0	1	1	0%
Remand Custody	RC	1.0	2	2	2	100%
Remand Visitation	RV	1.0	2	2	2	100%
Show Cause	SC	3.3	1	7	3	300%
Status Offense	ST	3.0	4	13	4	100%
Traffic	T	1.8	6	11	4	67%
Truancy/Runaway (Child in Need of Supervision)	TR	0.0	0	5	0	0%
Juvenile Total			108	366	108	100.0%
Totals			191	598	182	95.3%



	Total Filings with %
Custody Visitation (CV)	41 21%
Delinquency Misdemeanor (DM)	39 20%
Civil Support (VS)	22 12%
Criminal Misdemeanor (CM)	20 10%
Criminal Felony (CF)	17 9%
Others	52 27%
Total	191 100%

Special Case Activities

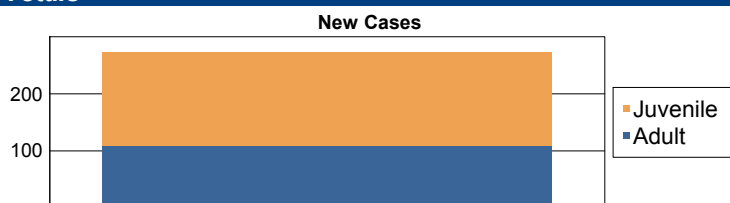
Emergency Protective Order	PE	1.1	15
Temporary Detention Order	TD	1.0	2

Commonwealth of Virginia
Caseload Statistics of the J&DR District Courts

York

October 2016

	Filing Type	Hearings Per Case	Filings	Hearings	Concluded	Clearance Rate
Adult						
Protective Order - Non Family Abuse	AP	0.0	0	2	0	0%
Capias	CA	2.6	2	13	5	250%
Criminal Felony	CF	3.5	5	22	2	40%
Criminal Misdemeanor	CM	2.6	24	82	16	67%
Protective Order – Family Abuse	FP	2.8	5	17	8	160%
Other	OT	0.0	0	3	0	0%
Protective Order – Stalking/Acts of Violence	PC	1.0	2	2	2	100%
Violation - Family Abuse Protective Order	PS	2.0	0	1	1	0%
Remand Support	RS	1.0	9	9	9	100%
Show Cause	SC	2.7	25	91	42	168%
Restricted License - Support	SL	0.0	1	2	0	0%
Civil Support	VS	2.6	36	62	37	103%
Adult Total			109	306	122	111.9%
Juvenile						
Abuse or Neglect	AN	0.0	0	5	0	0%
Custody Visitation	CV	2.6	64	184	87	136%
Delinquency Felony	DF	2.5	15	50	14	93%
Delinquency Misdemeanor	DM	3.7	26	95	18	69%
Paternity	PT	6.5	2	5	2	100%
Remand Custody	RC	1.0	15	15	15	100%
Remand Visitation	RV	1.0	15	15	15	100%
Show Cause	SC	4.8	4	9	4	100%
Status Offense	ST	1.4	3	15	5	167%
Traffic	T	1.7	20	39	28	140%
Truancy/Runaway (Child in Need of Supervision)	TR	3.0	0	3	1	0%
Juvenile Total			164	435	189	115.2%
Totals			273	741	311	113.9%



	Total Filings with %
Custody Visitation (CV)	64 23%
Civil Support (VS)	36 13%
Show Cause (SC)	29 11%
Delinquency Misdemeanor (DM)	26 10%
Criminal Misdemeanor (CM)	24 9%
Others	94 34%
Total	273 100%

Special Case Activities

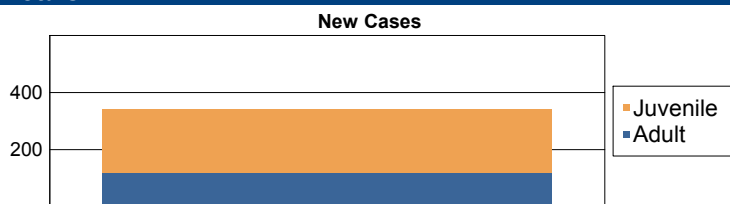
Emergency Protective Order	PE	1.0	12
Temporary Detention Order	TD	1.0	2

Commonwealth of Virginia
Caseload Statistics of the J&DR District Courts

York

September 2016

	Filing Type	Hearings Per Case	Filings	Hearings	Concluded	Clearance Rate
Adult						
Capias	CA	4.0	4	10	1	25%
Criminal Felony	CF	3.8	8	39	14	175%
Criminal Misdemeanor	CM	3.2	33	105	29	88%
Protective Order – Family Abuse	FP	3.0	6	18	4	67%
Other	OT	0.0	0	2	0	0%
Violation - Family Abuse Protective Order	PS	1.0	2	2	1	50%
Remand Support	RS	1.0	6	6	6	100%
Show Cause	SC	3.8	20	57	18	90%
Restricted License - Support	SL	3.0	0	1	1	0%
Civil Support	VS	1.8	41	82	42	102%
Adult Total			120	322	116	96.7%
Juvenile						
Abuse or Neglect	AN	0.0	0	1	0	0%
Capias	CA	8.0	0	2	1	0%
Child in Need of Services	CS	0.0	0	1	0	0%
Custody Visitation	CV	1.6	120	235	120	100%
Delinquency Felony	DF	3.6	18	79	26	144%
Delinquency Misdemeanor	DM	3.3	38	253	91	239%
Paternity	PT	1.0	2	8	1	50%
Remand Custody	RC	1.0	11	11	11	100%
Child at Risk of Abuse or Neglect	RI	2.0	0	2	2	0%
Remand Visitation	RV	1.0	11	11	11	100%
Show Cause	SC	3.7	5	17	10	200%
Status Offense	ST	6.7	2	9	3	150%
Traffic	T	2.3	14	22	4	29%
Truancy/Runaway (Child in Need of Supervision)	TR	0.0	1	4	0	0%
Juvenile Total			222	655	280	126.1%
Totals			342	977	396	115.8%



	Total Filings with %
Custody Visitation (CV)	120 35%
Civil Support (VS)	41 12%
Delinquency Misdemeanor (DM)	38 11%
Criminal Misdemeanor (CM)	33 10%
Show Cause (SC)	25 7%
Others	85 25%
Total	342 100%

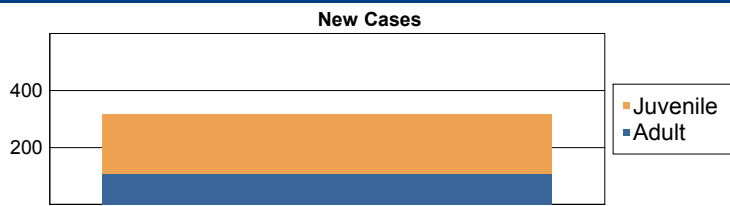
Special Case Activities

Emergency Protective Order	PE	1.0	21
Temporary Detention Order	TD	1.0	4

Commonwealth of Virginia
Caseload Statistics of the J&DR District Courts
August 2016

York

	Filing Type	Hearings Per Case	Filings	Hearings	Concluded	Clearance Rate
Adult						
Capias	CA	2.3	5	20	12	240%
Criminal Felony	CF	3.3	11	28	18	164%
Criminal Misdemeanor	CM	3.8	30	79	20	67%
Protective Order – Family Abuse	FP	1.8	10	21	12	120%
Motion - Modifv Protective Order	MP	1.0	1	1	1	100%
Other	OT	2.5	0	5	4	0%
Remand Support	RS	1.0	7	7	7	100%
Show Cause	SC	3.4	21	127	45	214%
Restricted License - Support	SL	2.0	2	3	1	50%
Civil Support	VS	1.9	21	58	28	133%
Adult Total			108	349	148	137.0%
Juvenile						
Abuse or Nealect	AN	0.0	0	3	0	0%
Child in Need of Services	CS	0.0	0	1	0	0%
Custody Visitation	CV	3.5	70	198	87	124%
Delinquency Felony	DF	6.3	18	49	9	50%
Delinquency Misdemeanor	DM	3.0	81	146	15	19%
Permanency Planning	PH	0.0	0	1	0	0%
Paternity	PT	2.0	0	1	1	0%
Remand Custody	RC	1.0	14	14	14	100%
Child at Risk of Abuse or Nealect	RI	0.0	2	2	0	0%
Remand Visitation	RV	1.0	14	14	14	100%
Show Cause	SC	3.5	0	7	4	0%
Status Offense	ST	4.8	1	13	4	400%
Traffic	T	2.5	8	25	19	238%
Truancy/Runaway (Child in Need of Supervision)	TR	0.0	0	1	0	0%
Juvenile Total			208	475	167	80.3%
Totals			316	824	315	99.7%



	Total Filings with %
Delinquency Misdemeanor (DM)	81 26%
Custody Visitation (CV)	70 22%
Criminal Misdemeanor (CM)	30 9%
Civil Support (VS)	21 7%
Show Cause (SC)	21 7%
Others	93 29%
Total	316 100%

Special Case Activities

Emergency Protective Order	PE	1.0	21
----------------------------	----	-----	----

Commonwealth of Virginia
Caseload Statistics of the J&DR District Courts

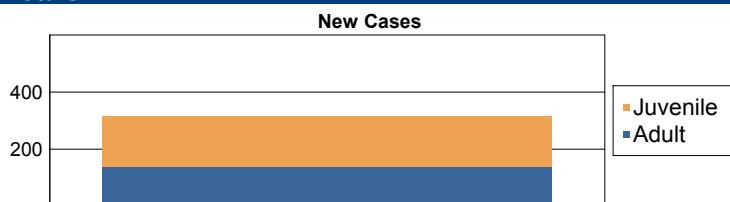
York

July 2016

	Filing Type	Hearings Per Case	Filings	Hearings	Concluded	Clearance Rate
Adult						
Protective Order - Non Family Abuse	AP	3.0	2	4	2	100%
Capias	CA	3.3	7	24	10	143%
Criminal Felony	CF	3.5	6	25	2	33%
Criminal Misdemeanor	CM	3.4	21	69	25	119%
Protective Order – Family Abuse	FP	2.8	13	34	9	69%
Other	OT	1.0	3	7	1	33%
Remand Support	RS	1.0	5	5	5	100%
Show Cause	SC	3.4	40	127	45	113%
Restricted License - Support	SL	3.0	1	3	1	100%
Civil Support	VS	1.6	39	70	39	100%
Adult Total			137	368	139	101.5%

Juvenile						
Abuse or Neglect	AN	0.0	4	6	0	0%
Custody Visitation	CV	2.1	97	240	94	97%
Delinquency Felony	DF	5.1	14	58	16	114%
Delinquency Misdemeanor	DM	3.6	16	95	31	194%
Foster Care Review	FC	0.0	0	1	0	0%
Paternity	PT	0.0	0	3	0	0%
Remand Custody	RC	1.0	6	6	6	100%
Remand Visitation	RV	1.0	6	6	6	100%
Show Cause	SC	1.8	5	22	4	80%
Status Offense	ST	3.8	6	19	5	83%
Traffic	T	2.2	24	45	26	108%
Truancy/Runaway (Child in Need of Supervision)	TR	0.0	0	1	0	0%
Juvenile Total			178	502	188	105.6%

Totals			315	870	327	103.8%
---------------	--	--	------------	------------	------------	---------------



	Total Filings with %	
Custody Visitation (CV)	97	31%
Show Cause (SC)	45	14%
Civil Support (VS)	39	12%
Traffic (T)	24	8%
Criminal Misdemeanor (CM)	21	7%
Others	89	28%
Total	315	100%

Special Case Activities

Emergency Protective Order	PE	1.0	18
Mental Commitment	MC	1.0	1

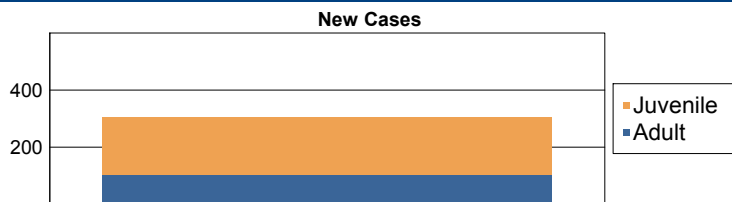
Commonwealth of Virginia
Caseload Statistics of the J&DR District Courts

York

June 2016

	Filing Type	Hearings Per Case	Filings	Hearings	Concluded	Clearance Rate
Adult						
Capias	CA	1.0	8	19	1	13%
Criminal Felonv	CF	2.7	3	21	10	333%
Criminal Misdemeanor	CM	3.0	14	71	29	207%
Protective Order – Family Abuse	FP	2.2	6	14	9	150%
Other	OT	2.5	3	10	2	67%
Remand Support	RS	1.0	6	6	6	100%
Show Cause	SC	2.5	24	69	17	71%
Civil Support	VS	1.7	40	68	40	100%
Adult Total			104	278	114	109.6%
Juvenile						
Protective Order – Non Family Abuse	AP	1.0	1	1	1	100%
Child in Need of Services	CS	0.0	1	1	0	0%
Custody Visitation	CV	2.6	81	179	67	83%
Delinquency Felonv	DF	3.2	19	53	9	47%
Delinquency Misdemeanor	DM	4.3	47	133	29	62%
Emancipation	EP	1.0	1	1	1	100%
Foster Care Review	FC	0.0	0	1	0	0%
Paternity	PT	3.0	1	4	2	200%
Remand Custody	RC	1.0	13	13	13	100%
Remand Visitation	RV	1.0	13	13	13	100%
Show Cause	SC	3.7	4	14	6	150%
Status Offense	ST	3.1	2	14	7	350%
Traffic	T	2.1	17	36	19	112%
Truancy/Runaway (Child in Need of Supervision)	TR	6.0	0	4	2	0%
Juvenile Total			200	467	169	84.5%

Totals	304	745	283	93.1%
---------------	------------	------------	------------	--------------



	Total Filings with %
Custody Visitation (CV)	81 27%
Delinquency Misdemeanor (DM)	47 15%
Civil Support (VS)	40 13%
Show Cause (SC)	28 9%
Delinquency Felony (DF)	19 6%
Others	89 29%
Total	304 100%

Special Case Activities


Emergency Protective Order	PE	1.0	13
Mental Commitment	MC	1.0	1
Temporary Detention Order	TD	1.0	2

Commonwealth of Virginia
Caseload Statistics of the J&DR District Courts

York

May 2016

	Filing Type	Hearings Per Case	Filings	Hearings	Concluded	Clearance Rate
Adult						
Protective Order - Non Familv Abuse	AP	0.0	2	4	0	0%
Capias	CA	2.1	9	15	7	78%
Criminal Felonv	CF	3.1	11	47	17	155%
Criminal Misdemeanor	CM	2.9	24	103	35	146%
Protective Order – Familv Abuse	FP	2.3	10	29	12	120%
Motion - Modifv Protective Order	MP	1.0	2	2	2	100%
Other	OT	1.0	3	3	1	33%
Remand Support	RS	1.0	6	6	6	100%
Show Cause	SC	3.6	31	107	25	81%
Restricted License - Support	SL	1.0	3	4	2	67%
Civil Support	VS	1.7	40	87	41	103%
Adult Total			141	407	148	105.0%
Juvenile						
Protective Order – Non Familv Abuse	AP	3.0	0	1	1	0%
Capias	CA	0.0	0	1	0	0%
Custody Visitation	CV	2.1	88	216	83	94%
Delinquencv Felonv	DF	5.4	14	50	9	64%
Delinquencv Misdemeanor	DM	3.6	37	143	51	138%
Juvenile Support	JS	1.0	1	1	1	100%
Paternity	PT	0.0	0	4	0	0%
Remand Custodv	RC	1.0	7	7	7	100%
Remand Visitation	RV	1.0	7	7	7	100%
Show Cause	SC	1.0	3	6	1	33%
Status Offense	ST	1.0	7	12	1	14%
Traffic	T	2.3	10	25	12	120%
Truancv/Runaway (Child in Need of Supervision)	TR	0.0	0	1	0	0%
Juvenile Total			174	474	173	99.4%
Totals			315	881	321	101.9%



	Total Filings with %
Custody Visitation (CV)	88 28%
Civil Support (VS)	40 13%
Delinquency Misdemeanor (DM)	37 12%
Show Cause (SC)	34 11%
Criminal Misdemeanor (CM)	24 8%
Others	92 29%
Total	315 100%

Special Case Activities


Emeraencv Protective Order	PE	1.0	12
Emeraencv Custody Order	EC	1.0	2
Temporary Detention Order	TD	1.0	4

Commonwealth of Virginia
Caseload Statistics of the J&DR District Courts

York

April 2016

	Filing Type	Hearings Per Case	Filings	Hearings	Concluded	Clearance Rate
Adult						
Capias	CA	4.7	2	13	3	150%
Criminal Felony	CF	3.0	13	22	2	15%
Criminal Misdemeanor	CM	4.5	32	80	13	41%
Protective Order – Family Abuse	FP	2.9	5	16	7	140%
Other	OT	1.0	1	1	1	100%
Remand Support	RS	1.0	9	9	9	100%
Show Cause	SC	4.8	24	82	12	50%
Civil Support	VS	2.0	48	78	37	77%
Adult Total			134	301	84	62.7%
Juvenile						
Abuse or Neglect	AN	0.0	2	4	0	0%
Custody Visitation	CV	3.3	76	193	76	100%
Delinquency Felony	DF	3.4	4	27	7	175%
Delinquency Misdemeanor	DM	4.3	18	74	19	106%
Foster Care Review	FC	1.0	1	1	1	100%
Paternity	PT	1.0	7	7	2	29%
Remand Custody	RC	1.0	16	16	16	100%
Child at Risk of Abuse or Neglect	RI	2.0	1	2	1	100%
Remand Visitation	RV	1.0	16	16	16	100%
Show Cause	SC	2.0	2	14	1	50%
Status Offense	ST	0.0	2	8	0	0%
Traffic	T	2.6	18	34	9	50%
Truancy/Runaway (Child in Need of Supervision)	TR	0.0	0	2	0	0%
Juvenile Total			163	398	148	90.8%
Totals			297	699	232	78.1%



	Total Filings with %
Custody Visitation (CV)	76 26%
Civil Support (VS)	48 16%
Criminal Misdemeanor (CM)	32 11%
Show Cause (SC)	26 9%
Delinquency Misdemeanor (DM)	18 6%
Others	97 33%
Total	297 100%

Special Case Activities


Emergency Protective Order	PE	1.0	13
Emergency Custody Order	EC	1.0	2
Temporary Detention Order	TD	1.0	2

Commonwealth of Virginia
Caseload Statistics of the J&DR District Courts

York

March 2016

	Filing Type	Hearings Per Case	Filings	Hearings	Concluded	Clearance Rate
Adult						
Capias	CA	2.3	5	19	4	80%
Criminal Felony	CF	3.8	18	40	4	22%
Criminal Misdemeanor	CM	3.3	29	101	35	121%
Protective Order – Family Abuse	FP	2.5	10	16	4	40%
Motion - Modifv Protective Order	MP	3.0	0	1	1	0%
Other	OT	0.0	1	2	0	0%
Remand Support	RS	1.0	12	12	12	100%
Show Cause	SC	2.9	27	116	26	96%
Restricted License - Support	SL	2.3	2	4	3	150%
Civil Support	VS	1.8	30	55	25	83%
Adult Total			134	366	114	85.1%
Juvenile						
Protective Order – Non Family Abuse	AP	0.0	1	2	0	0%
Custody Visitation	CV	2.2	74	165	61	82%
Delinquency Felony	DF	3.4	8	35	13	163%
Delinquency Misdemeanor	DM	5.1	42	93	19	45%
Permanency Planning	PH	0.0	1	1	0	0%
Remand Custody	RC	1.0	26	26	26	100%
Remand Visitation	RV	1.0	25	25	25	100%
Show Cause	SC	2.0	11	15	3	27%
Status Offense	ST	0.0	3	10	0	0%
Traffic	T	2.1	5	16	10	200%
Truancy/Runaway (Child in Need of Supervision)	TR	2.0	0	4	1	0%
Juvenile Total			196	392	158	80.6%
Totals			330	758	272	82.4%



	Total Filings with %
Custody Visitation (CV)	74 22%
Delinquency Misdemeanor (DM)	42 13%
Show Cause (SC)	38 12%
Civil Support (VS)	30 9%
Criminal Misdemeanor (CM)	29 9%
Others	117 35%
Total	330 100%

Special Case Activities

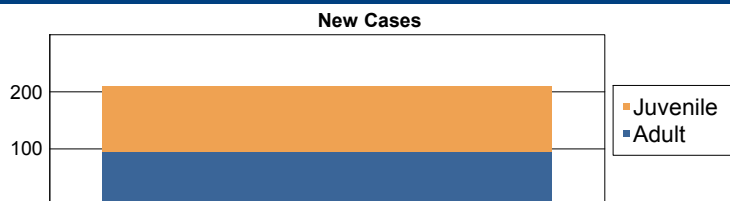
Emergency Protective Order	PE	1.0	24
Temporary Detention Order	TD	1.0	4

**Commonwealth of Virginia
Caseload Statistics of the J&DR District Courts**

York

February 2016

	Filing Type	Hearings Per Case	Filings	Hearings	Concluded	Clearance Rate
Adult						
Capias	CA	3.0	7	19	5	71%
Criminal Felony	CF	4.4	3	40	18	600%
Criminal Misdemeanor	CM	3.3	18	91	45	250%
Protective Order – Family Abuse	FP	3.6	5	20	7	140%
Motion - Modifv Protective Order	MP	1.0	2	3	1	50%
Other	OT	11.0	0	3	1	0%
Remand Support	RS	1.0	2	2	2	100%
Show Cause	SC	3.9	24	79	21	88%
Restricted License - Support	SL	4.0	0	4	3	0%
Civil Support	VS	1.5	34	52	26	76%
Adult Total			95	313	129	135.8%
Juvenile						
Protective Order – Non Familv Abuse	AP	3.0	1	3	2	200%
Child in Need of Services	CS	7.5	0	2	2	0%
Custody Visitation	CV	2.5	68	188	78	115%
Delinquency Felony	DF	3.1	4	36	8	200%
Delinquency Misdemeanor	DM	3.7	24	77	15	63%
Foster Care Review	FC	0.0	1	1	0	0%
Paternity	PT	2.0	0	1	1	0%
Remand Custody	RC	1.0	2	2	2	100%
Remand Visitation	RV	1.0	2	2	2	100%
Show Cause	SC	2.6	3	11	5	167%
Status Offense	ST	6.3	3	9	3	100%
Traffic	T	2.3	6	17	6	100%
Truancy/Runaway (Child in Need of Supervision)	TR	0.0	1	4	0	0%
Juvenile Total			115	353	124	107.8%
Totals			210	666	253	120.5%



	Total Filings with %
Custody Visitation (CV)	68 32%
Civil Support (VS)	34 16%
Show Cause (SC)	27 13%
Delinquency Misdemeanor (DM)	24 11%
Criminal Misdemeanor (CM)	18 9%
Others	39 19%
Total	210 100%

Special Case Activities

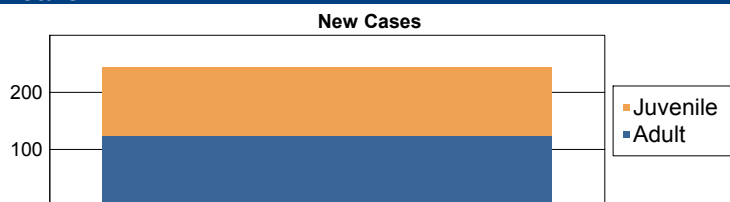
Emergency Protective Order	PE	1.0	6
----------------------------	----	-----	---

**Commonwealth of Virginia
Caseload Statistics of the J&DR District Courts**

York

January 2016

	Filing Type	Hearings Per Case	Filings	Hearings	Concluded	Clearance Rate
Adult						
Protective Order - Non Family Abuse	AP	4.0	0	1	1	0%
Capias	CA	3.1	2	14	8	400%
Criminal Felony	CF	3.0	7	42	16	229%
Criminal Misdemeanor	CM	3.7	29	99	29	100%
Protective Order – Family Abuse	FP	2.4	10	24	9	90%
Motion - Modify Protective Order	MP	1.0	1	1	1	100%
Other	OT	1.0	1	1	1	100%
Remand Support	RS	1.0	5	5	5	100%
Show Cause	SC	3.4	40	93	30	75%
Restricted License - Support	SL	0.0	1	5	0	0%
Civil Support	VS	2.0	28	58	27	96%
Adult Total			124	343	127	102.4%
Juvenile						
Custody Visitation	CV	2.4	40	148	57	143%
Delinquency Felony	DF	3.4	20	58	10	50%
Delinquency Misdemeanor	DM	3.0	23	76	17	74%
Foster Care Review	FC	1.5	1	2	2	200%
Remand Custody	RC	1.0	6	6	6	100%
Remand Visitation	RV	1.0	5	5	5	100%
Show Cause	SC	3.2	5	17	11	220%
Status Offense	ST	1.3	6	9	4	67%
Traffic	T	3.4	15	38	19	127%
Truancy/Runaway (Child in Need of Supervision)	TR	0.0	0	3	0	0%
Juvenile Total			121	362	131	108.3%
Totals			245	705	258	105.3%



	Total Filings with %
Show Cause (SC)	45 18%
Custody Visitation (CV)	40 16%
Criminal Misdemeanor (CM)	29 12%
Civil Support (VS)	28 11%
Delinquency Misdemeanor (DM)	23 9%
Others	80 33%
Total	245 100%

Special Case Activities

Emergency Protective Order	PE	1.0	21
----------------------------	----	-----	----