

# CASELOAD STATISTICS OF THE JUVENILE & DOMESTIC RELATIONS COURTS

January 2017 thru December 2017

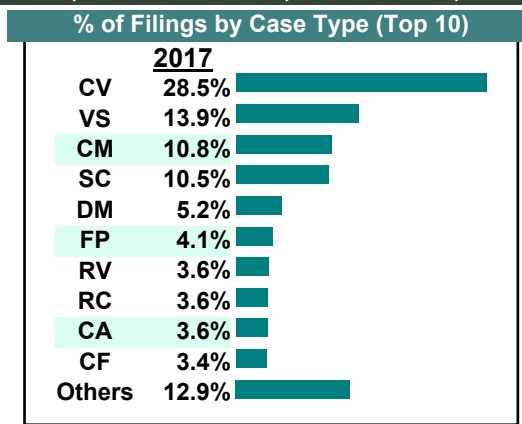
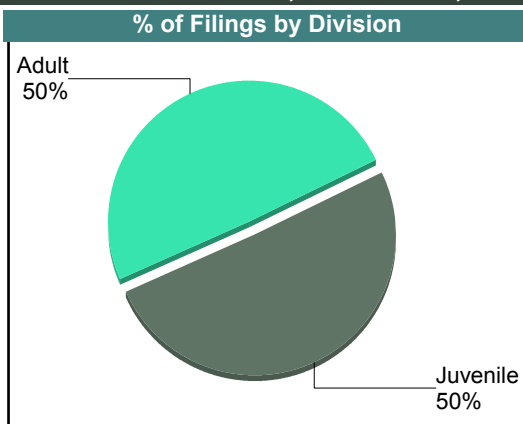
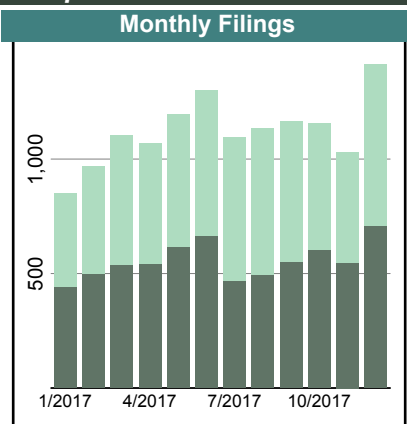
Chesapeake

District: 1

		<u>Filings</u>	<u>Hearings</u>	<u>Transactions</u>	<u>Concluded</u>	<u>Cont</u>
<b><u>Adult</u></b>						
Non-Family Abuse Prot Order	AP	31	70	70	27	43
Bond Forfeiture	BF	1	1	1	1	-
Capias	CA	478	2,156	2,156	734	1,419
Felony	CF	460	1,913	1,913	551	1,362
Misdemeanor	CM	1,462	4,655	4,655	1,508	3,144
Crim Support	CS	0	4	4	1	3
Family Abuse - Prot Order	FP	544	1,345	1,345	536	809
Motion - Prot Order	MP	36	52	52	39	13
Other	OT	0	1	1	1	-
Protective Order	PC	2	2	2	2	-
Violation of PO	PV	11	11	11	11	-
Remand Support	RS	390	390	390	390	-
Show Cause	SC	1,386	3,932	3,932	1,385	2,519
SL/Other	SL	6	8	8	3	4
Civil Support	VS	1,877	3,468	3,468	1,741	1,651
<b>Adult Total</b>		<b>6,684</b>	<b>18,008</b>	<b>18,008</b>	<b>6,930</b>	<b>10,967</b>

<b><u>Juvenile</u></b>						
Abuse or Neglect	AN	39	135	135	42	93
Non-Family Abuse Prot Order	AP	61	176	176	54	121
Capias	CA	1	2	2	0	2
Custody Relief	CR	5	19	19	3	16
Child in Need of Services	CS	1	3	3	1	2
Custody Visitation	CV	3,837	7,874	7,874	3,730	4,116
Felony	DF	445	2,737	2,737	454	2,280
Misdemeanor	DM	695	2,963	2,963	731	2,210
Emancipation	EP	3	4	4	3	1
Entrustment	ET	2	6	6	0	6
Foster Care Review	FC	48	51	51	45	6
Family Abuse - Prot Order	FP	4	11	11	2	9
Initial Foster Care	IF	31	43	43	31	12
Juv Support	JS	1	2	2	1	-
Motion - Prot Order	MP	0	3	3	1	2
Permanency	PH	46	47	47	40	7
Petition	PT	53	104	104	52	52
Remand Custody	RC	484	485	485	483	-
Remand Visitation	RV	491	492	492	489	2
Show Cause	SC	28	76	76	29	46
Status	ST	24	113	113	36	77
Traffic	T	417	791	835	442	393
Term Parental Rights	TP	1	2	2	0	2
Truancy	TR	83	136	136	87	49
Voluntary Continuing Services Agreement	VA	2	2	2	2	-
<b>Juvenile Total</b>		<b>6,802</b>	<b>16,277</b>	<b>16,321</b>	<b>6,758</b>	<b>9,504</b>

<b>Chesapeake Totals</b>		<b>13,486</b>	<b>34,285</b>	<b>34,329</b>	<b>13,688</b>	<b>20,471</b>
--------------------------	--	---------------	---------------	---------------	---------------	---------------



Filings by Court & Division

		<u>Chesapeake</u>	
<b>A</b>	Civil Support	1,877	13.9%
	Adult Misdemeanor	1,462	10.8%
	Show Cause	1,386	10.3%
	Family Abuse - Prot Order	544	4.0%
	Capias	478	3.5%
	Adult Felony	460	3.4%
	Remand Support	390	2.9%
	Motion - Prot Order	36	0.3%
	Non-Family Abuse Prot Order	31	0.2%
	Violation of PO	11	0.1%
	SL/Other	6	0.0%
	Protective Order	2	0.0%
	Bond Forfeiture	1	0.0%
	Criminal Support	-	0.0%
	Other	-	0.0%
<b>Total</b>		<b>6,684</b>	<b>50%</b>
<b>J</b>	Custody Visitation	3,837	28.5%
	Delinquency	1,140	8.5%
	Remand Visitation	491	3.6%
	Remand Custody	484	3.6%
	Traffic	417	3.1%
	Truancy	83	0.6%
	Non-Family Abuse Prot Order	61	0.5%
	Paternity	53	0.4%
	Foster Care Review	48	0.4%
	Permanency	46	0.3%
	Abuse or Neglect	39	0.3%
	Initial Foster Care	31	0.2%
	Show Cause	28	0.2%
	Status Offense/Other	24	0.2%
	Custody Relief	5	0.0%
	Family Abuse - Prot Order	4	0.0%
	Emancipation	3	0.0%
	Entrustment	2	0.0%
	Voluntary Continuing Services Agre	2	0.0%
	Capias	1	0.0%
	Child in Need of Services	1	0.0%
	Juv Support	1	0.0%
	Term Parental Rights	1	0.0%
	Motion - Prot Order	-	0.0%
	<b>Total</b>		<b>6,802</b>
<b>Total</b>		<b>13,486</b>	<b>100%</b>

# CASELOAD STATISTICS OF THE JUVENILE & DOMESTIC RELATIONS COURTS

January 2017 thru December 2017

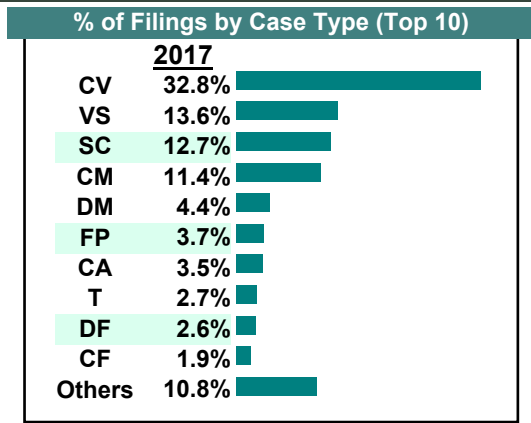
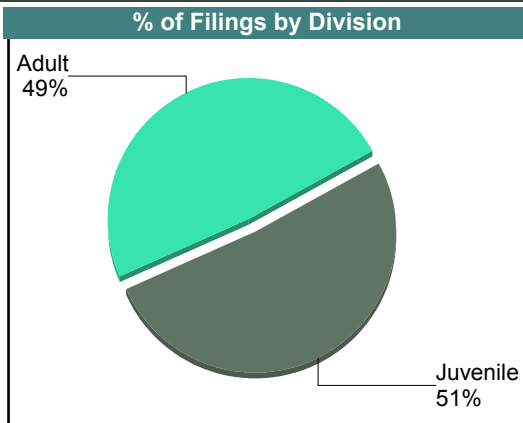
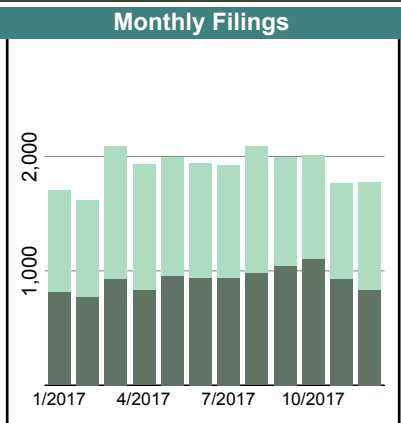
Virginia Beach

District: 2

		Filings	Hearings	Transactions	Concluded	Cont
<b>Adult</b>						
Non-Family Abuse Prot Order	AP	24	44	44	23	21
Bond Forfeiture	BF	24	34	34	19	15
Capias	CA	778	2,797	2,797	1,034	1,763
Felony	CF	442	2,119	2,130	388	1,742
Misdemeanor	CM	2,595	7,705	7,705	2,489	5,216
Crim Support	CS	0	3	3	3	-
Family Abuse - Prot Order	FP	836	1,912	1,912	825	1,087
Motion - Prot Order	MP	77	108	108	79	29
Other	OT	77	144	144	70	74
Protective Order	PC	2	2	2	2	-
Violation Fam Abuse PO	PS	5	6	6	5	1
Violation of PO	PV	24	24	24	24	-
Remand Support	RS	321	326	326	314	12
Show Cause	SC	2,773	6,597	6,597	2,881	3,716
SL/Other	SL	33	34	34	32	2
Civil Support	VS	3,098	5,947	5,947	3,099	2,848
<b>Adult Total</b>		<b>11,109</b>	<b>27,802</b>	<b>27,813</b>	<b>11,287</b>	<b>16,526</b>

<b>Juvenile</b>						
Abuse or Neglect	AN	219	774	774	198	576
Non-Family Abuse Prot Order	AP	22	48	48	23	25
Capias	CA	19	75	75	32	43
Custody Relief	CR	19	38	38	22	16
Child in Need of Services	CS	8	34	34	8	26
Custody Visitation	CV	7,482	15,329	15,329	7,209	8,120
Felony	DF	588	3,563	3,565	546	3,019
Misdemeanor	DM	1,016	4,331	4,336	1,043	3,293
Emancipation	EP	3	3	3	3	-
Entrustment	ET	16	26	26	16	10
Foster Care Review	FC	142	147	147	142	5
Family Abuse - Prot Order	FP	2	5	5	4	1
Initial Foster Care	IF	76	80	80	76	4
Juv Support	JS	1	6	6	0	6
Motion - Prot Order	MP	48	68	68	43	25
Permanency	PH	204	217	217	204	13
Petition	PT	102	205	205	100	105
Remand Custody	RC	340	340	340	340	-
RR	RR	1	3	3	1	2
Remand Visitation	RV	344	345	345	345	-
Show Cause	SC	123	310	310	147	163
Status	ST	244	648	653	295	358
Traffic	T	626	1,047	1,165	661	504
Term Parental Rights	TP	55	102	102	43	59
Truancy	TR	7	34	34	8	26
Voluntary Continuing Services Agreement	VA	19	24	24	19	5
<b>Juvenile Total</b>		<b>11,726</b>	<b>27,802</b>	<b>27,932</b>	<b>11,528</b>	<b>16,404</b>

<b>Virginia Beach Totals</b>		<b>22,835</b>	<b>55,604</b>	<b>55,745</b>	<b>22,815</b>	<b>32,930</b>
------------------------------	--	---------------	---------------	---------------	---------------	---------------



Filings by Court & Division

		<u>Virginia Beach</u>		
<b>A</b>	Civil Support	3,098	13.6%	
	Show Cause	2,773	12.1%	
	Adult Misdemeanor	2,595	11.4%	
	Family Abuse - Prot Order	836	3.7%	
	Capias	778	3.4%	
	Adult Felony	442	1.9%	
	Remand Support	321	1.4%	
	Motion - Prot Order	77	0.3%	
	Other	77	0.3%	
	SL/Other	33	0.1%	
	Bond Forfeiture	24	0.1%	
	Non-Family Abuse Prot Order	24	0.1%	
	Violation of PO	24	0.1%	
	Violation Fam Abuse PO	5	0.0%	
	Protective Order	2	0.0%	
	Criminal Support	-	0.0%	
	<b>Total</b>		11,109	49%
<b>J</b>	Custody Visitation	7,482	32.8%	
	Delinquency	1,604	7.0%	
	Traffic	626	2.7%	
	Remand Visitation	344	1.5%	
	Remand Custody	340	1.5%	
	Status Offense/Other	244	1.1%	
	Abuse or Neglect	219	1.0%	
	Permanency	204	0.9%	
	Foster Care Review	142	0.6%	
	Show Cause	123	0.5%	
	Paternity	102	0.4%	
	Initial Foster Care	76	0.3%	
	Term Parental Rights	55	0.2%	
	Motion - Prot Order	48	0.2%	
	Non-Family Abuse Prot Order	22	0.1%	
	Capias	19	0.1%	
	Custody Relief	19	0.1%	
	Voluntary Continuing Services Agre	19	0.1%	
	Entrustment	16	0.1%	
	Child in Need of Services	8	0.0%	
	Truancy	7	0.0%	
	Emancipation	3	0.0%	
	Family Abuse - Prot Order	2	0.0%	
	Juv Support	1	0.0%	
	Restoration of Parental Rights	1	0.0%	
	<b>Total</b>		11,726	51%
	<b>Total</b>		22,835	100%

# CASELOAD STATISTICS OF THE JUVENILE & DOMESTIC RELATIONS COURTS

January 2017 thru December 2017

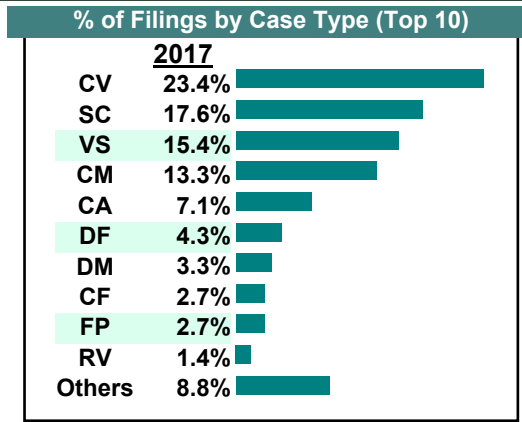
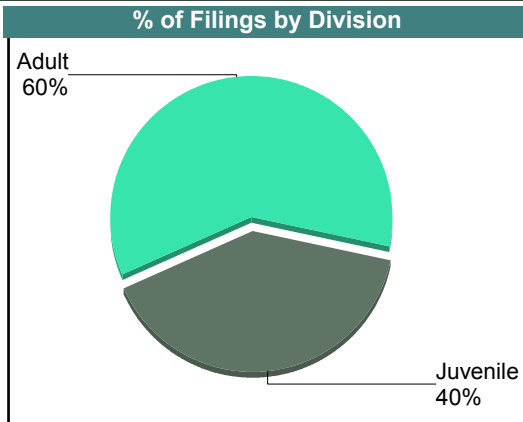
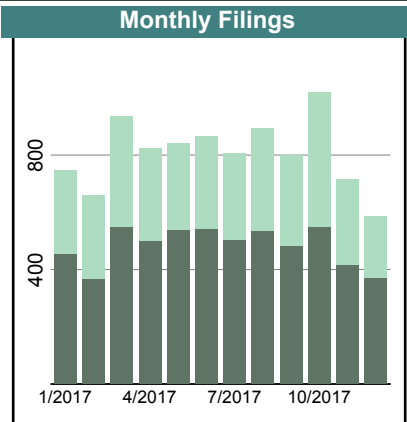
Portsmouth

District: 3

		Filings	Hearings	Transactions	Concluded	Cont
<b>Adult</b>						
Non-Family Abuse Prot Order	AP	14	25	25	14	11
Capias	CA	691	2,055	2,055	835	1,220
Felony	CF	264	680	680	268	412
Misdemeanor	CM	1,288	3,413	3,413	1,304	2,108
Crim Support	CS	1	1	1	1	-
Family Abuse - Prot Order	FP	261	567	567	271	296
Motion - Prot Order	MP	19	20	20	18	2
Other	OT	25	25	25	25	-
Protective Order	PC	3	3	3	3	-
Violation Fam Abuse PO	PS	2	3	3	2	1
Violation of PO	PV	1	1	1	1	-
Remand Support	RS	102	102	102	102	-
Show Cause	SC	1,632	4,248	4,248	1,715	2,531
SL/Other	SL	25	35	35	25	10
Civil Support	VS	1,489	2,431	2,431	1,493	937
<b>Adult Total</b>		<b>5,817</b>	<b>13,609</b>	<b>13,609</b>	<b>6,077</b>	<b>7,528</b>

<b>Juvenile</b>						
Abuse or Neglect	AN	13	40	40	14	26
Non-Family Abuse Prot Order	AP	23	50	50	22	28
Capias	CA	1	5	5	3	2
Child in Need of Services	CS	14	87	87	18	69
Custody Visitation	CV	2,268	4,782	4,782	2,272	2,508
Felony	DF	414	1,635	1,635	396	1,239
Misdemeanor	DM	321	1,212	1,212	336	876
Foster Care Review	FC	71	72	72	71	1
Initial Foster Care	IF	18	19	19	18	1
Juv Support	JS	6	12	12	4	8
Permanency	PH	85	101	101	90	11
Petition	PT	69	128	128	65	63
Remand Custody	RC	137	137	137	137	-
Remand Visitation	RV	138	138	138	138	-
Show Cause	SC	74	196	196	72	124
Status	ST	122	239	239	123	116
Traffic	T	85	133	149	89	60
Term Parental Rights	TP	17	40	40	23	17
Voluntary Continuing Services Agreement	VA	4	6	6	4	2
<b>Juvenile Total</b>		<b>3,880</b>	<b>9,032</b>	<b>9,048</b>	<b>3,895</b>	<b>5,151</b>

<b>Portsmouth Totals</b>		<b>9,697</b>	<b>22,641</b>	<b>22,657</b>	<b>9,972</b>	<b>12,679</b>
--------------------------	--	--------------	---------------	---------------	--------------	---------------



Filings by Court & Division

		<u>Portsmouth</u>	
<b>A</b>	Show Cause	1,632	16.8%
	Civil Support	1,489	15.4%
	Adult Misdemeanor	1,288	13.3%
	Capias	691	7.1%
	Adult Felony	264	2.7%
	Family Abuse - Prot Order	261	2.7%
	Remand Support	102	1.1%
	Other	25	0.3%
	SL/Other	25	0.3%
	Motion - Prot Order	19	0.2%
	Non-Family Abuse Prot Order	14	0.1%
	Protective Order	3	0.0%
	Violation Fam Abuse PO	2	0.0%
	Criminal Support	1	0.0%
	Violation of PO	1	0.0%
<b>Total</b>		5,817	60%
<b>J</b>	Custody Visitation	2,268	23.4%
	Delinquency	735	7.6%
	Remand Visitation	138	1.4%
	Remand Custody	137	1.4%
	Status Offense/Other	122	1.3%
	Permanency	85	0.9%
	Traffic	85	0.9%
	Show Cause	74	0.8%
	Foster Care Review	71	0.7%
	Paternity	69	0.7%
	Non-Family Abuse Prot Order	23	0.2%
	Initial Foster Care	18	0.2%
	Term Parental Rights	17	0.2%
	Child in Need of Services	14	0.1%
	Abuse or Neglect	13	0.1%
	Juv Support	6	0.1%
	Voluntary Continuing Services Agre	4	0.0%
	Capias	1	0.0%
	<b>Total</b>		3,880
<b>Total</b>		9,697	100%

**CASELOAD STATISTICS OF THE JUVENILE & DOMESTIC RELATIONS COURTS**

January 2017 thru December 2017

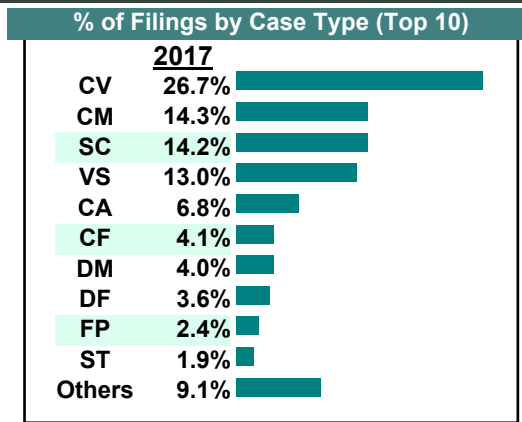
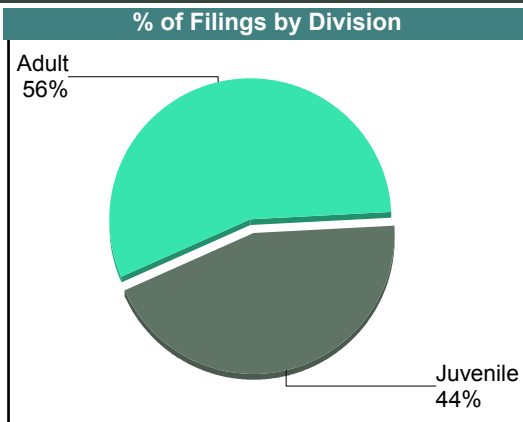
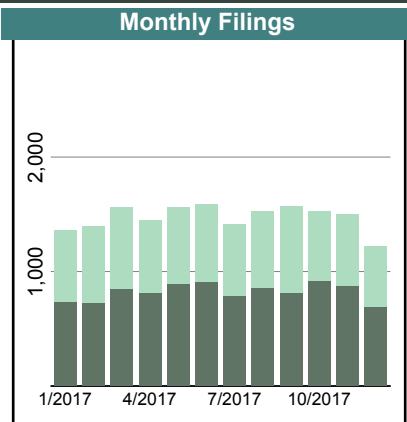
**Norfolk**

District: 4

		<u>Filings</u>	<u>Hearings</u>	<u>Transactions</u>	<u>Concluded</u>	<u>Cont</u>
<b><u>Adult</u></b>						
Non-Family Abuse Prot Order	AP	57	121	121	57	64
Bond Forfeiture	BF	8	20	20	9	11
Capias	CA	1,193	4,692	4,692	1,444	3,248
Felony	CF	718	3,061	3,063	689	2,374
Misdemeanor	CM	2,521	8,881	8,881	2,579	6,302
Crim Support	CS	1	1	1	1	-
Family Abuse - Prot Order	FP	429	956	956	438	518
Motion - Prot Order	MP	42	53	53	43	10
Other	OT	129	235	235	117	118
Protective Order	PC	3	3	3	3	-
Remand Support	RS	89	89	89	89	-
Show Cause	SC	2,402	6,433	6,433	2,447	3,985
Civil Support	VS	2,296	4,384	4,384	2,335	2,048
<b>Adult Total</b>		<b>9,888</b>	<b>28,929</b>	<b>28,931</b>	<b>10,251</b>	<b>18,678</b>

<b><u>Juvenile</u></b>						
Abuse or Neglect	AN	285	1,306	1,306	287	1,019
Non-Family Abuse Prot Order	AP	33	72	72	33	39
Capias	CA	3	9	9	4	5
Custody Relief	CR	12	22	22	10	12
Child in Need of Services	CS	8	60	60	6	54
Custody Visitation	CV	4,715	9,898	9,898	4,783	5,113
Felony	DF	638	3,551	3,551	651	2,900
Misdemeanor	DM	712	2,943	2,943	786	2,155
Entrustment	ET	1	1	1	0	1
Foster Care Review	FC	154	183	183	158	25
Family Abuse - Prot Order	FP	4	6	6	3	3
Initial Foster Care	IF	80	101	101	79	21
Juv Support	JS	4	9	9	5	4
Motion - Prot Order	MP	30	86	86	35	51
Permanency	PH	102	131	131	99	32
Violation Fam Abuse PO	PS	2	2	2	2	-
Petition	PT	78	168	168	89	79
Remand Custody	RC	124	124	124	124	-
Child at Risk	RI	7	34	34	12	22
RR	RR	1	1	1	0	1
Remand Visitation	RV	125	125	125	125	-
Show Cause	SC	107	308	308	107	201
Status	ST	330	745	745	322	423
Traffic	T	181	362	382	205	177
Term Parental Rights	TP	21	100	100	64	36
Truancy	TR	21	36	36	21	15
Voluntary Continuing Services Agreement	VA	9	10	10	10	-
<b>Juvenile Total</b>		<b>7,787</b>	<b>20,393</b>	<b>20,413</b>	<b>8,020</b>	<b>12,388</b>

<b>Norfolk Totals</b>		<b>17,675</b>	<b>49,322</b>	<b>49,344</b>	<b>18,271</b>	<b>31,066</b>
-----------------------	--	---------------	---------------	---------------	---------------	---------------



Filings by Court & Division

		<u>Norfolk</u>		
<b>A</b>	Adult Misdemeanor	2,521	14.3%	
	Show Cause	2,402	13.6%	
	Civil Support	2,296	13.0%	
	Capias	1,193	6.7%	
	Adult Felony	718	4.1%	
	Family Abuse - Prot Order	429	2.4%	
	Other	129	0.7%	
	Remand Support	89	0.5%	
	Non-Family Abuse Prot Order	57	0.3%	
	Motion - Prot Order	42	0.2%	
	Bond Forfeiture	8	0.0%	
	Protective Order	3	0.0%	
	Criminal Support	1	0.0%	
	<b>Total</b>		9,888	56%
<b>J</b>	Custody Visitation	4,715	26.7%	
	Delinquency	1,350	7.6%	
	Status Offense/Other	330	1.9%	
	Abuse or Neglect	285	1.6%	
	Traffic	181	1.0%	
	Foster Care Review	154	0.9%	
	Remand Visitation	125	0.7%	
	Remand Custody	124	0.7%	
	Show Cause	107	0.6%	
	Permanency	102	0.6%	
	Initial Foster Care	80	0.5%	
	Paternity	78	0.4%	
	Non-Family Abuse Prot Order	33	0.2%	
	Motion - Prot Order	30	0.2%	
	Term Parental Rights	21	0.1%	
	Truancy	21	0.1%	
	Custody Relief	12	0.1%	
	Voluntary Continuing Services Agre	9	0.1%	
	Child in Need of Services	8	0.0%	
	Child at Risk	7	0.0%	
	Family Abuse - Prot Order	4	0.0%	
	Juv Support	4	0.0%	
	Capias	3	0.0%	
	Violation Fam Abuse PO	2	0.0%	
	Entrustment	1	0.0%	
	Restoration of Parental Rights	1	0.0%	
	<b>Total</b>		7,787	44%
	<b>Total</b>		17,675	100%



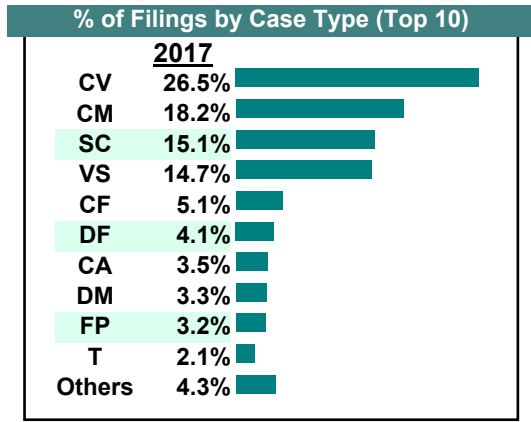
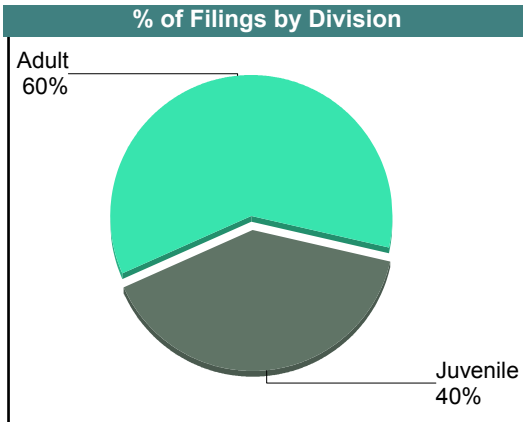
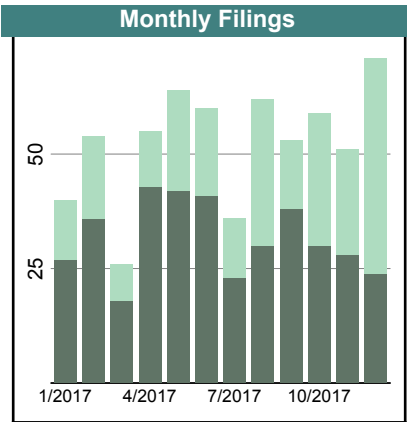
# CASELOAD STATISTICS OF THE JUVENILE & DOMESTIC RELATIONS COURTS

January 2017 thru December 2017

Franklin City

District: 5

		<u>Filings</u>	<u>Hearings</u>	<u>Transactions</u>	<u>Concluded</u>	<u>Cont</u>
<b><u>Adult</u></b>						
Non-Family Abuse Prot Order	AP	1	1	1	1	-
Capias	CA	22	73	73	31	42
Felony	CF	32	111	111	32	79
Misdemeanor	CM	115	382	382	122	260
Family Abuse - Prot Order	FP	20	46	46	18	26
Motion - Prot Order	MP	1	1	1	1	-
Remand Support	RS	1	1	1	1	-
Show Cause	SC	94	287	287	111	174
SL/Other	SL	1	1	1	1	-
Civil Support	VS	93	130	130	92	38
<b>Adult Total</b>		<b>380</b>	<b>1,033</b>	<b>1,033</b>	<b>410</b>	<b>619</b>
<b><u>Juvenile</u></b>						
Abuse or Neglect	AN	7	21	21	3	14
Custody Relief	CR	0	4	4	1	3
Child in Need of Services	CS	1	3	3	1	2
Custody Visitation	CV	167	270	270	164	103
Felony	DF	26	64	64	16	46
Misdemeanor	DM	21	54	54	19	33
Foster Care Review	FC	3	3	3	2	-
Initial Foster Care	IF	6	6	6	5	-
Permanency	PH	4	4	4	4	-
Petition	PT	2	6	6	3	3
Show Cause	SC	1	6	6	1	5
Traffic	T	13	29	30	11	18
<b>Juvenile Total</b>		<b>251</b>	<b>470</b>	<b>471</b>	<b>230</b>	<b>227</b>
<b>Franklin City Totals</b>		<b>631</b>	<b>1,503</b>	<b>1,504</b>	<b>640</b>	<b>846</b>



# CASELOAD STATISTICS OF THE JUVENILE & DOMESTIC RELATIONS COURTS

January 2017 thru December 2017

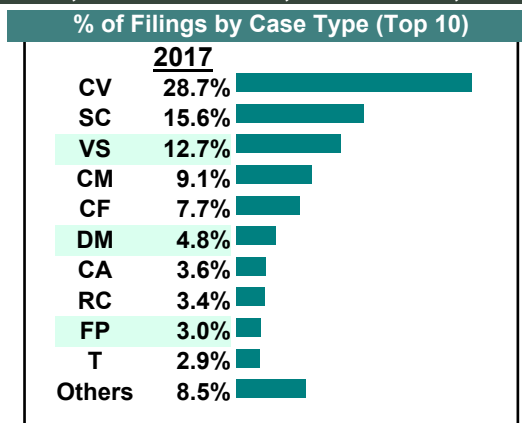
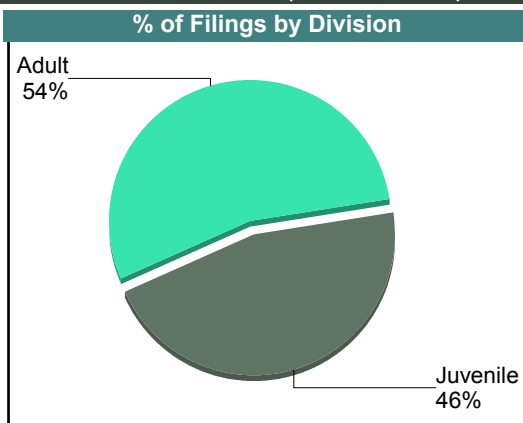
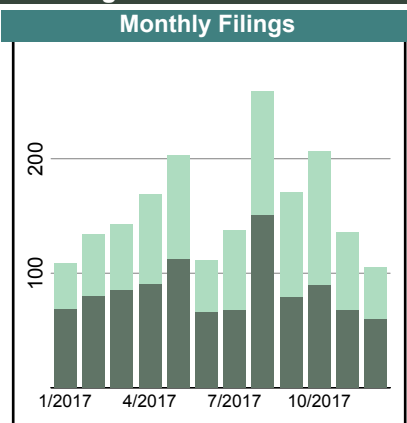
Isle of Wight

District: 5

		Filings	Hearings	Transactions	Concluded	Cont
<b>Adult</b>						
Non-Family Abuse Prot Order	AP	6	12	12	6	6
Bond Forfeiture	BF	3	8	8	3	5
Capias	CA	67	164	164	88	76
Felony	CF	145	415	415	187	228
Misdemeanor	CM	172	420	420	186	234
Family Abuse - Prot Order	FP	55	111	111	53	58
Motion - Prot Order	MP	7	7	7	7	-
Other	OT	1	1	1	1	-
Protective Order	PC	2	2	2	2	-
Remand Support	RS	32	32	32	32	-
Show Cause	SC	287	814	814	290	524
SL/Other	SL	5	5	5	5	-
Civil Support	VS	240	423	423	246	177
<b>Adult Total</b>		<b>1,022</b>	<b>2,414</b>	<b>2,414</b>	<b>1,106</b>	<b>1,308</b>

<b>Juvenile</b>						
Abuse or Neglect	AN	1	5	5	0	5
Capias	CA	1	3	3	1	2
Custody Visitation	CV	541	1,086	1,086	561	525
Felony	DF	28	173	173	46	127
Misdemeanor	DM	90	471	471	138	333
Foster Care Review	FC	2	2	2	2	-
Family Abuse - Prot Order	FP	1	2	2	1	1
Initial Foster Care	IF	1	1	1	1	-
Motion - Prot Order	MP	1	1	1	1	-
Permanency	PH	3	3	3	3	-
Petition	PT	8	18	18	10	8
Remand Custody	RC	64	64	64	64	-
Remand Visitation	RV	46	46	46	46	-
Show Cause	SC	6	24	24	8	16
Status	ST	9	26	26	8	18
Traffic	T	55	156	163	75	88
Term Parental Rights	TP	4	5	5	5	-
Truancy	TR	0	8	8	2	6
Voluntary Continuing Services Agreement	VA	1	1	1	1	-
<b>Juvenile Total</b>		<b>862</b>	<b>2,095</b>	<b>2,102</b>	<b>973</b>	<b>1,129</b>

<b>Isle of Wight Totals</b>		<b>1,884</b>	<b>4,509</b>	<b>4,516</b>	<b>2,079</b>	<b>2,437</b>
-----------------------------	--	--------------	--------------	--------------	--------------	--------------



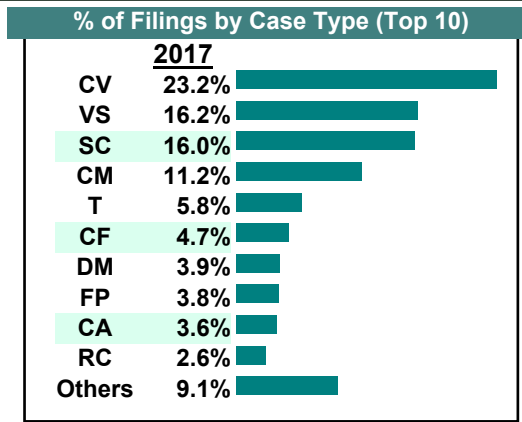
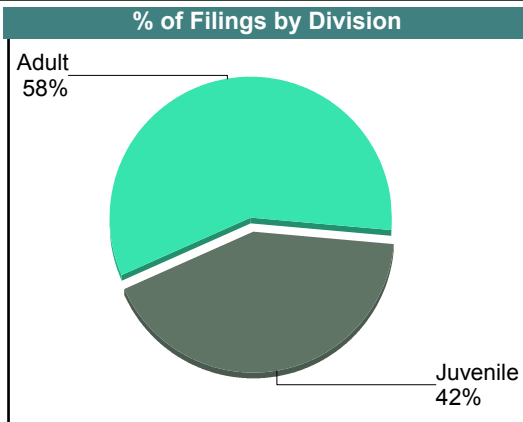
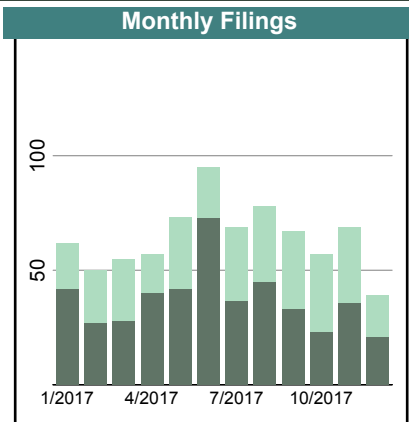
**CASELOAD STATISTICS OF THE JUVENILE & DOMESTIC RELATIONS COURTS**

January 2017 thru December 2017

**Southampton**

District: 5

		<u>Filings</u>	<u>Hearings</u>	<u>Transactions</u>	<u>Concluded</u>	<u>Cont</u>
<b>Adult</b>						
Non-Family Abuse Prot Order	AP	7	11	11	7	4
Capias	CA	27	68	68	17	51
Felony	CF	36	130	130	40	90
Misdemeanor	CM	86	301	301	109	192
Family Abuse - Prot Order	FP	27	64	64	27	37
Motion - Prot Order	MP	2	2	2	2	-
Violation of PO	PV	1	1	1	1	-
Remand Support	RS	16	16	16	16	-
Show Cause	SC	118	325	325	82	243
SL/Other	SL	2	4	4	2	2
Civil Support	VS	125	271	271	125	146
<b>Adult Total</b>		<b>447</b>	<b>1,193</b>	<b>1,193</b>	<b>428</b>	<b>765</b>
<b>Juvenile</b>						
Abuse or Neglect	AN	2	4	4	2	2
Capias	CA	1	1	1	1	-
Custody Relief	CR	1	2	2	1	1
Child in Need of Services	CS	1	1	1	1	-
Custody Visitation	CV	179	459	459	191	268
Felony	DF	6	86	86	25	61
Misdemeanor	DM	30	144	144	55	89
Foster Care Review	FC	3	3	3	3	-
Family Abuse - Prot Order	FP	2	2	2	2	-
Initial Foster Care	IF	1	1	1	1	-
Permanency	PH	5	6	6	5	1
Remand Custody	RC	20	20	20	20	-
Remand Visitation	RV	19	19	19	19	-
Show Cause	SC	5	8	8	2	6
Status	ST	2	2	2	2	-
Traffic	T	45	89	93	45	48
Truancy	TR	1	4	4	1	3
Voluntary Continuing Services Agreement	VA	1	1	1	1	-
<b>Juvenile Total</b>		<b>324</b>	<b>852</b>	<b>856</b>	<b>377</b>	<b>479</b>
<b>Southampton Totals</b>		<b>771</b>	<b>2,045</b>	<b>2,049</b>	<b>805</b>	<b>1,244</b>



# CASELOAD STATISTICS OF THE JUVENILE & DOMESTIC RELATIONS COURTS

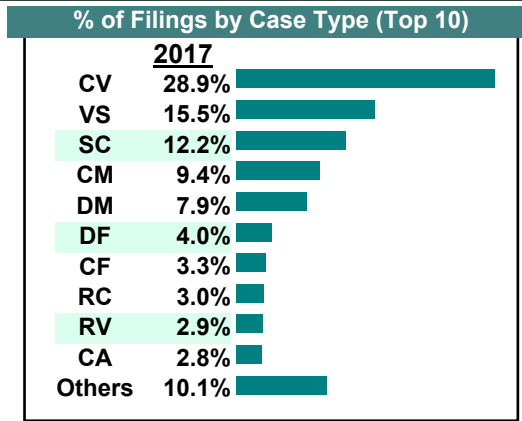
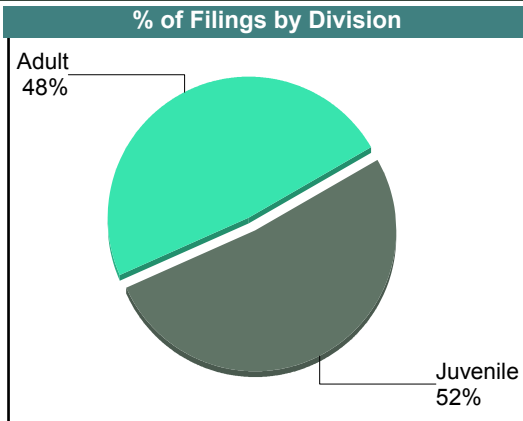
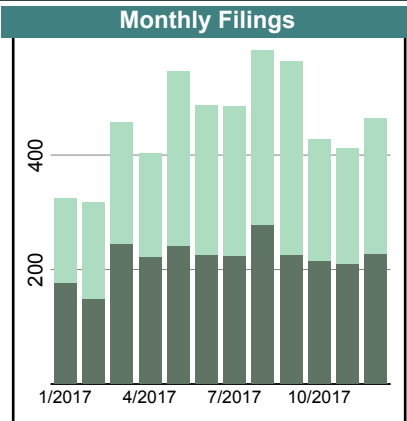
January 2017 thru December 2017

Suffolk  
District: 5

		<u>Filings</u>	<u>Hearings</u>	<u>Transactions</u>	<u>Concluded</u>	<u>Cont</u>
<b>Adult</b>						
Non-Family Abuse Prot Order	AP	3	5	5	3	2
Bond Forfeiture	BF	3	4	4	3	1
Capias	CA	152	556	556	205	351
Felony	CF	181	639	639	183	456
Misdemeanor	CM	512	1,768	1,768	578	1,188
Family Abuse - Prot Order	FP	142	313	313	144	169
Motion - Prot Order	MP	23	31	31	23	8
Remand Support	RS	129	133	133	131	2
Show Cause	SC	650	1,748	1,748	633	1,112
SL/Other	SL	1	4	4	1	3
Civil Support	VS	847	1,249	1,249	838	409
<b>Adult Total</b>		<b>2,643</b>	<b>6,450</b>	<b>6,450</b>	<b>2,742</b>	<b>3,701</b>

<b>Juvenile</b>						
Abuse or Neglect	AN	28	90	90	9	81
Non-Family Abuse Prot Order	AP	10	24	24	11	13
Capias	CA	1	10	10	2	8
Custody Relief	CR	2	4	4	2	2
Custody Visitation	CV	1,580	2,490	2,490	1,507	980
Felony	DF	219	993	993	181	812
Misdemeanor	DM	433	1,791	1,791	406	1,385
Foster Care Review	FC	9	9	9	8	-
Family Abuse - Prot Order	FP	2	3	3	2	1
Initial Foster Care	IF	11	12	12	11	1
Permanency	PH	7	9	9	7	2
Violation Fam Abuse PO	PS	1	1	1	1	-
Petition	PT	14	34	34	15	19
Remand Custody	RC	166	175	175	171	4
Remand Visitation	RV	159	166	166	162	4
Show Cause	SC	19	39	39	20	19
Status	ST	55	221	221	63	158
Traffic	T	107	204	230	110	120
Term Parental Rights	TP	2	2	2	2	-
Voluntary Continuing Services Agreement	VA	5	5	5	5	-
<b>Juvenile Total</b>		<b>2,830</b>	<b>6,282</b>	<b>6,308</b>	<b>2,695</b>	<b>3,609</b>

<b>Suffolk Totals</b>		<b>5,473</b>	<b>12,732</b>	<b>12,758</b>	<b>5,437</b>	<b>7,310</b>
-----------------------	--	--------------	---------------	---------------	--------------	--------------



Filings by Court & Division

	<u>Franklin City</u>		<u>Isle of Wight</u>		<u>Southampton</u>		<u>Suffolk</u>		<u>Total</u>
<b>A</b> Civil Support	93	7%	240	18%	125	10%	847	65%	1,305
Show Cause	94	8%	287	25%	118	10%	650	57%	1,149
Adult Misdemeanor	115	13%	172	19%	86	10%	512	58%	885
Adult Felony	32	8%	145	37%	36	9%	181	46%	394
Capias	22	8%	67	25%	27	10%	152	57%	268
Family Abuse - Prot Ord	20	8%	55	23%	27	11%	142	58%	244
Remand Support	1	1%	32	18%	16	9%	129	72%	178
Motion - Prot Order	1	3%	7	21%	2	6%	23	70%	33
Non-Family Abuse Prot	1	6%	6	35%	7	41%	3	18%	17
SL/Other	1	11%	5	56%	2	22%	1	11%	9
Bond Forfeiture	-	0%	3	50%	-	0%	3	50%	6
Protective Order	-	0%	2	100%	-	0%	-	0%	2
Other	-	0%	1	100%	-	0%	-	0%	1
Violation of PO	-	0%	-	0%	1	100%	-	0%	1
<b>Total</b>	<b>380</b>	<b>8%</b>	<b>1,022</b>	<b>23%</b>	<b>447</b>	<b>10%</b>	<b>2,643</b>	<b>59%</b>	<b>4,492</b>
<b>J</b> Custody Visitation	167	7%	541	22%	179	7%	1,580	64%	2,467
Delinquency	47	6%	118	14%	36	4%	652	76%	853
Remand Custody	-	0%	64	26%	20	8%	166	66%	250
Remand Visitation	-	0%	46	21%	19	8%	159	71%	224
Traffic	13	6%	55	25%	45	20%	107	49%	220
Status Offense/Other	-	0%	9	14%	2	3%	55	83%	66
Abuse or Neglect	7	18%	1	3%	2	5%	28	74%	38
Show Cause	1	3%	6	19%	5	16%	19	61%	31
Paternity	2	8%	8	33%	-	0%	14	58%	24
Initial Foster Care	6	32%	1	5%	1	5%	11	58%	19
Permanency	4	21%	3	16%	5	26%	7	37%	19
Foster Care Review	3	18%	2	12%	3	18%	9	53%	17
Non-Family Abuse Prot	-	0%	-	0%	-	0%	10	100%	10
Voluntary Continuing S	-	0%	1	14%	1	14%	5	71%	7
Term Parental Rights	-	0%	4	67%	-	0%	2	33%	6
Family Abuse - Prot Ord	-	0%	1	20%	2	40%	2	40%	5
Capias	-	0%	1	33%	1	33%	1	33%	3
Custody Relief	-	0%	-	0%	1	33%	2	67%	3
Child in Need of Service	1	50%	-	0%	1	50%	-	0%	2
Motion - Prot Order	-	0%	1	100%	-	0%	-	0%	1
Truancy	-	0%	-	0%	1	100%	-	0%	1
Violation Fam Abuse PC	-	0%	-	0%	-	0%	1	100%	1
<b>Total</b>	<b>251</b>	<b>6%</b>	<b>862</b>	<b>20%</b>	<b>324</b>	<b>8%</b>	<b>2,830</b>	<b>66%</b>	<b>4,267</b>
<b>Total</b>	<b>631</b>	<b>7%</b>	<b>1,884</b>	<b>22%</b>	<b>771</b>	<b>9%</b>	<b>5,473</b>	<b>62%</b>	<b>8,759</b>

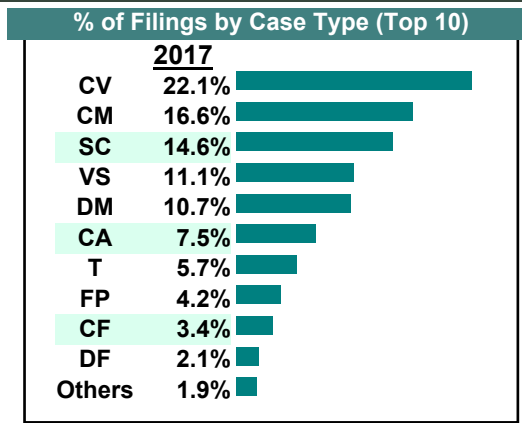
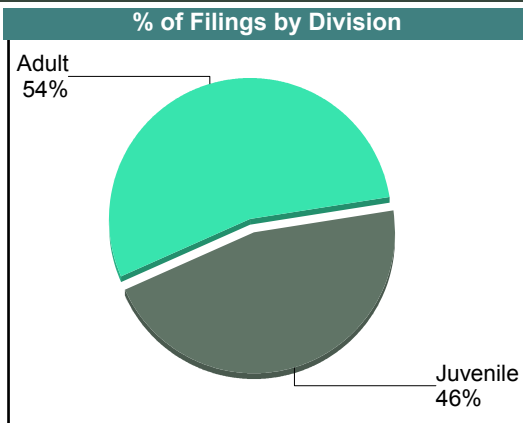
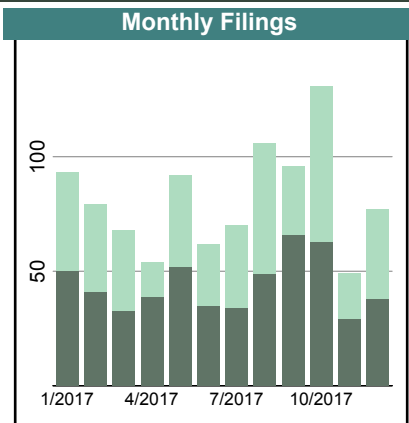
# CASELOAD STATISTICS OF THE JUVENILE & DOMESTIC RELATIONS COURTS

January 2017 thru December 2017

**Brunswick**

District: 6

		<u>Filings</u>	<u>Hearings</u>	<u>Transactions</u>	<u>Concluded</u>	<u>Cont</u>
<b><u>Adult</u></b>						
Bond Forfeiture	BF	1	3	3	1	2
Capias	CA	66	193	193	67	126
Felony	CF	33	117	117	31	86
Misdemeanor	CM	162	362	362	150	212
Family Abuse - Prot Order	FP	21	51	51	19	32
Other	OT	4	7	7	5	2
Protective Order	PC	2	3	3	2	1
Violation Fam Abuse PO	PS	1	6	6	1	5
Show Cause	SC	131	414	414	122	292
Civil Support	VS	108	230	230	104	126
<b>Adult Total</b>		<b>529</b>	<b>1,386</b>	<b>1,386</b>	<b>502</b>	<b>884</b>
<b><u>Juvenile</u></b>						
Abuse or Neglect	AN	3	13	13	1	12
Capias	CA	7	18	18	7	11
Child in Need of Services	CS	0	5	5	0	5
Custody Visitation	CV	216	386	386	215	171
Felony	DF	21	109	109	22	87
Misdemeanor	DM	105	366	366	106	259
Foster Care Review	FC	0	7	7	0	7
Family Abuse - Prot Order	FP	20	26	26	20	6
Protective Order	PC	0	1	1	1	-
Permanency	PH	0	4	4	0	4
Remand Custody	RC	1	1	1	1	-
Child at Risk	RI	3	21	21	3	18
Show Cause	SC	12	31	31	13	18
Status	ST	3	10	10	2	8
Traffic	T	56	94	96	57	37
Term Parental Rights	TP	1	2	2	1	1
<b>Juvenile Total</b>		<b>448</b>	<b>1,094</b>	<b>1,096</b>	<b>449</b>	<b>644</b>
<b>Brunswick Totals</b>		<b>977</b>	<b>2,480</b>	<b>2,482</b>	<b>951</b>	<b>1,528</b>



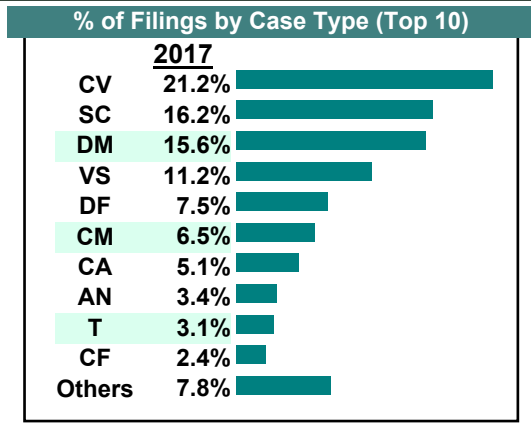
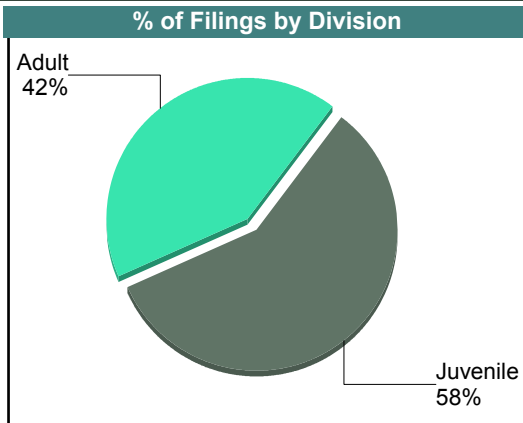
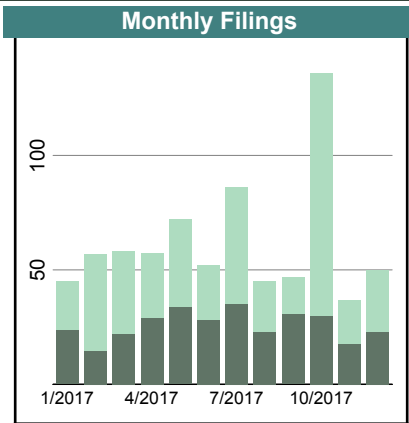
# CASELOAD STATISTICS OF THE JUVENILE & DOMESTIC RELATIONS COURTS

January 2017 thru December 2017

Emporia

District: 6

		<u>Filings</u>	<u>Hearings</u>	<u>Transactions</u>	<u>Concluded</u>	<u>Cont</u>
<b>Adult</b>						
Non-Family Abuse Prot Order	AP	2	5	5	2	3
Bond Forfeiture	BF	5	9	9	4	5
Capias	CA	37	123	123	42	81
Felony	CF	18	82	82	22	60
Misdemeanor	CM	48	296	296	60	236
Family Abuse - Prot Order	FP	13	38	38	11	27
Motion - Prot Order	MP	1	1	1	1	-
Remand Support	RS	1	2	2	2	-
Show Cause	SC	104	340	340	103	237
Civil Support	VS	83	163	163	89	74
<b>Adult Total</b>		<b>312</b>	<b>1,059</b>	<b>1,059</b>	<b>336</b>	<b>723</b>
<b>Juvenile</b>						
Abuse or Neglect	AN	25	115	115	14	101
Capias	CA	1	8	8	1	7
Child in Need of Services	CS	2	16	16	3	13
Custody Visitation	CV	157	365	365	156	209
Felony	DF	56	242	242	51	191
Misdemeanor	DM	116	474	474	110	364
Foster Care Review	FC	3	3	3	3	-
Family Abuse - Prot Order	FP	1	5	5	0	5
Initial Foster Care	IF	2	2	2	2	-
Permanency	PH	3	4	4	2	2
Petition	PT	3	15	15	4	11
Remand Custody	RC	2	2	2	2	-
Remand Visitation	RV	2	2	2	2	-
Show Cause	SC	16	41	41	13	28
Status	ST	16	72	72	21	51
Traffic	T	23	65	65	25	40
Truancy	TR	2	7	7	1	6
<b>Juvenile Total</b>		<b>430</b>	<b>1,438</b>	<b>1,438</b>	<b>410</b>	<b>1,028</b>
<b>Emporia Totals</b>		<b>742</b>	<b>2,497</b>	<b>2,497</b>	<b>746</b>	<b>1,751</b>



# CASELOAD STATISTICS OF THE JUVENILE & DOMESTIC RELATIONS COURTS

January 2017 thru December 2017

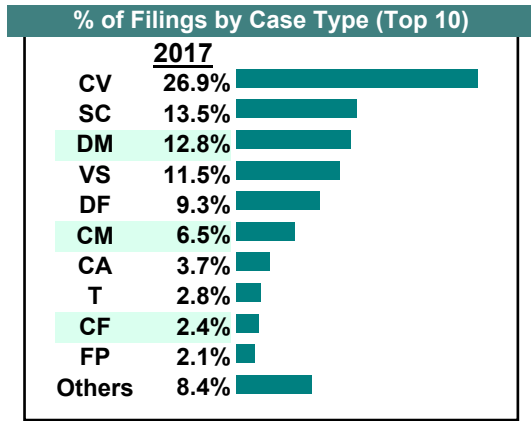
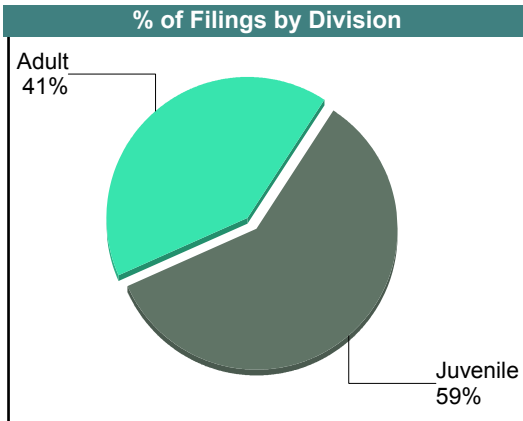
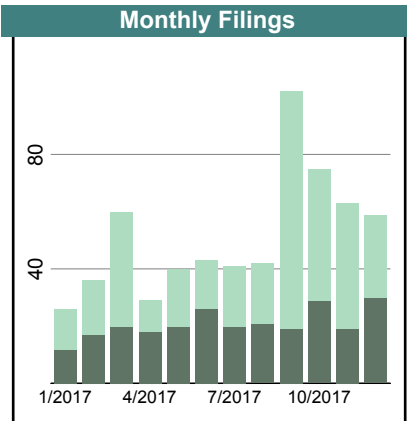
**Greenville**

District: 6

		<u>Filings</u>	<u>Hearings</u>	<u>Transactions</u>	<u>Concluded</u>	<u>Cont</u>
<b>Adult</b>						
Non-Family Abuse Prot Order	AP	1	1	1	1	-
Bond Forfeiture	BF	2	2	2	1	1
Capias	CA	22	55	55	23	32
Felony	CF	15	57	57	7	50
Misdemeanor	CM	40	129	129	35	94
Family Abuse - Prot Order	FP	12	30	30	11	19
Motion - Prot Order	MP	3	3	3	3	-
Protective Order	PC	1	1	1	1	-
Remand Support	RS	2	2	2	2	-
Show Cause	SC	80	249	249	90	159
SL/Other	SL	2	2	2	2	-
Civil Support	VS	71	133	133	72	61
<b>Adult Total</b>		<b>251</b>	<b>664</b>	<b>664</b>	<b>248</b>	<b>416</b>

		<u>Filings</u>	<u>Hearings</u>	<u>Transactions</u>	<u>Concluded</u>	<u>Cont</u>
<b>Juvenile</b>						
Abuse or Neglect	AN	9	36	36	7	29
Capias	CA	1	12	12	2	10
Child in Need of Services	CS	2	13	13	3	10
Custody Visitation	CV	166	347	347	172	175
Felony	DF	57	307	307	71	236
Misdemeanor	DM	79	214	214	64	150
Foster Care Review	FC	8	8	8	8	-
Family Abuse - Prot Order	FP	1	1	1	1	-
Initial Foster Care	IF	5	5	5	5	-
Permanency	PH	1	1	1	1	-
Petition	PT	3	6	6	1	5
Remand Custody	RC	7	7	7	7	-
Remand Visitation	RV	3	3	3	3	-
Show Cause	SC	3	11	11	2	9
Status	ST	2	4	4	2	2
Traffic	T	17	45	45	19	26
Term Parental Rights	TP	0	4	4	2	2
Truancy	TR	1	3	3	1	2
<b>Juvenile Total</b>		<b>365</b>	<b>1,027</b>	<b>1,027</b>	<b>371</b>	<b>656</b>

<b>Greenville Totals</b>		<b>616</b>	<b>1,691</b>	<b>1,691</b>	<b>619</b>	<b>1,072</b>
--------------------------	--	------------	--------------	--------------	------------	--------------





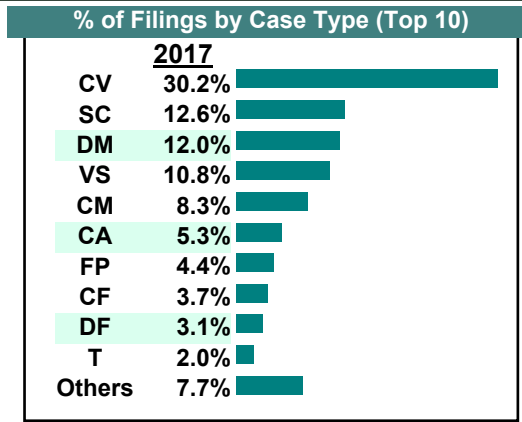
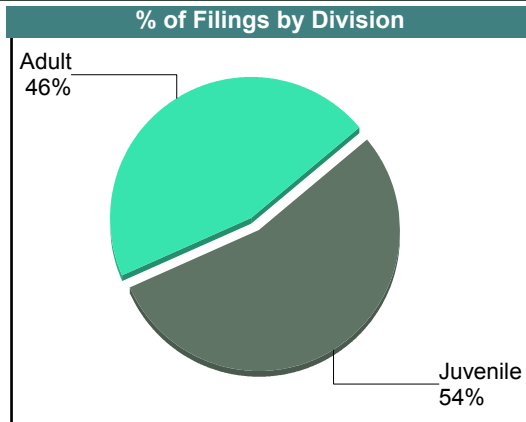
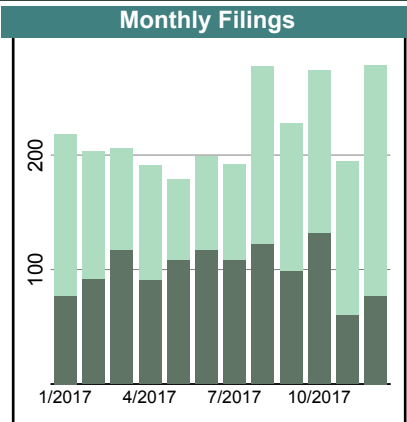
# CASELOAD STATISTICS OF THE JUVENILE & DOMESTIC RELATIONS COURTS

January 2017 thru December 2017

Hopewell

District: 6

		<u>Filings</u>	<u>Hearings</u>	<u>Transactions</u>	<u>Concluded</u>	<u>Cont</u>
<b><u>Adult</u></b>						
Non-Family Abuse Prot Order	AP	10	27	27	9	18
Bond Forfeiture	BF	10	19	19	8	11
Capias	CA	136	523	523	176	347
Felony	CF	97	310	310	79	231
Misdemeanor	CM	219	691	691	245	446
Family Abuse - Prot Order	FP	113	301	301	115	186
Motion - Prot Order	MP	11	15	15	12	3
Other	OT	3	3	3	3	-
Protective Order	PC	4	4	4	4	-
Violation Fam Abuse PO	PS	1	1	1	1	-
Violation of PO	PV	2	3	3	3	-
Remand Support	RS	2	3	3	3	-
Show Cause	SC	307	1,064	1,064	336	728
SL/Other	SL	4	5	5	4	1
Civil Support	VS	286	623	623	294	329
<b>Adult Total</b>		<b>1,205</b>	<b>3,592</b>	<b>3,592</b>	<b>1,292</b>	<b>2,300</b>
<b><u>Juvenile</u></b>						
Abuse or Neglect	AN	20	75	75	16	59
Non-Family Abuse Prot Order	AP	7	20	20	7	13
Capias	CA	4	8	8	3	5
Custody Relief	CR	3	12	12	6	6
Child in Need of Services	CS	3	12	12	4	8
Custody Visitation	CV	798	1,921	1,921	796	1,125
Felony	DF	81	400	400	74	326
Misdemeanor	DM	316	827	827	256	571
Foster Care Review	FC	33	39	39	33	6
Family Abuse - Prot Order	FP	2	5	5	1	4
Initial Foster Care	IF	6	6	6	6	-
Permanency	PH	10	10	10	10	-
Petition	PT	10	37	37	11	26
Remand Custody	RC	4	5	5	4	1
Remand Visitation	RV	4	5	5	4	1
Show Cause	SC	25	72	72	27	45
Status	ST	50	155	155	56	99
Traffic	T	54	106	112	58	54
Term Parental Rights	TP	6	6	6	4	2
<b>Juvenile Total</b>		<b>1,436</b>	<b>3,721</b>	<b>3,727</b>	<b>1,376</b>	<b>2,351</b>
<b>Hopewell Totals</b>		<b>2,641</b>	<b>7,313</b>	<b>7,319</b>	<b>2,668</b>	<b>4,651</b>



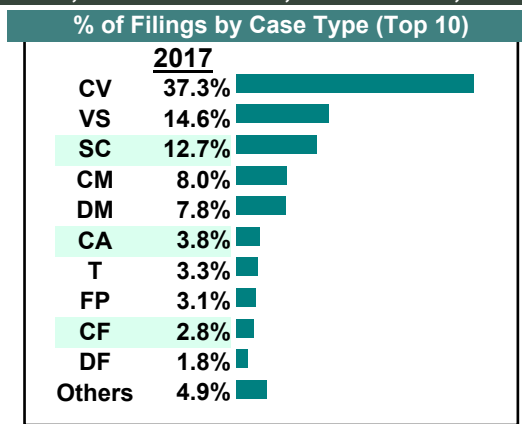
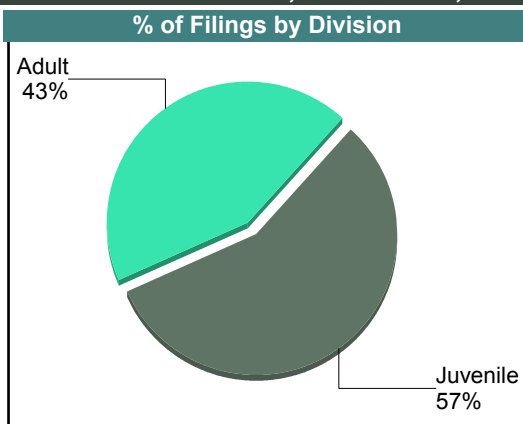
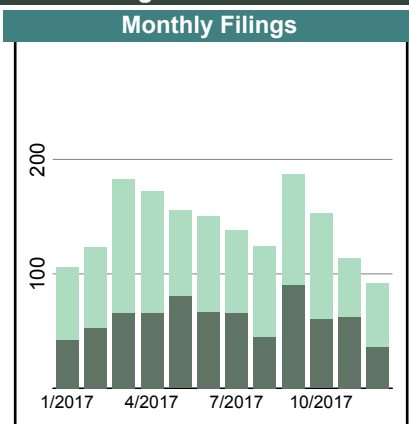
# CASELOAD STATISTICS OF THE JUVENILE & DOMESTIC RELATIONS COURTS

Prince George

District: 6

January 2017 thru December 2017

		<u>Filings</u>	<u>Hearings</u>	<u>Transactions</u>	<u>Concluded</u>	<u>Cont</u>
<b>Adult</b>						
Capias	CA	62	206	206	78	127
Felony	CF	48	157	157	44	113
Misdemeanor	CM	135	474	474	136	336
Family Abuse - Prot Order	FP	52	137	137	62	75
Other	OT	3	5	5	2	2
Show Cause	SC	190	580	580	185	394
Civil Support	VS	248	562	562	259	298
<b>Adult Total</b>		<b>738</b>	<b>2,121</b>	<b>2,121</b>	<b>766</b>	<b>1,345</b>
<b>Juvenile</b>						
Abuse or Neglect	AN	19	58	58	20	38
Capias	CA	2	4	4	0	4
Custody Visitation	CV	634	1,503	1,503	650	836
Felony	DF	30	199	199	50	149
Misdemeanor	DM	132	459	459	123	335
Emancipation	EP	1	2	2	1	1
Foster Care Review	FC	19	20	20	19	1
Family Abuse - Prot Order	FP	1	1	1	1	-
Initial Foster Care	IF	2	2	2	2	-
Permanency	PH	5	8	8	5	3
Petition	PT	2	7	7	3	4
Remand Custody	RC	1	1	1	1	-
Child at Risk	RI	10	39	39	12	27
Show Cause	SC	25	66	66	24	42
Status	ST	11	46	46	12	34
Traffic	T	56	142	142	57	85
Term Parental Rights	TP	10	26	26	12	14
<b>Juvenile Total</b>		<b>960</b>	<b>2,583</b>	<b>2,583</b>	<b>992</b>	<b>1,573</b>
<b>Prince George Totals</b>		<b>1,698</b>	<b>4,704</b>	<b>4,704</b>	<b>1,758</b>	<b>2,918</b>

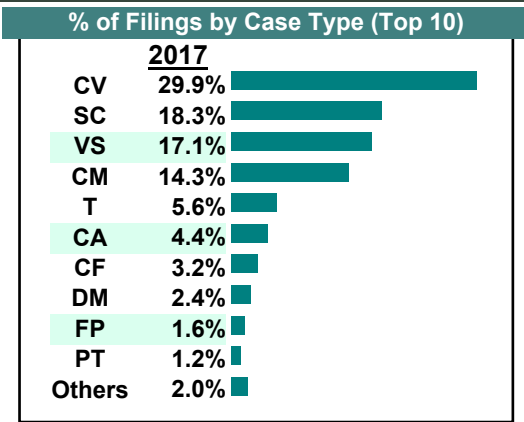
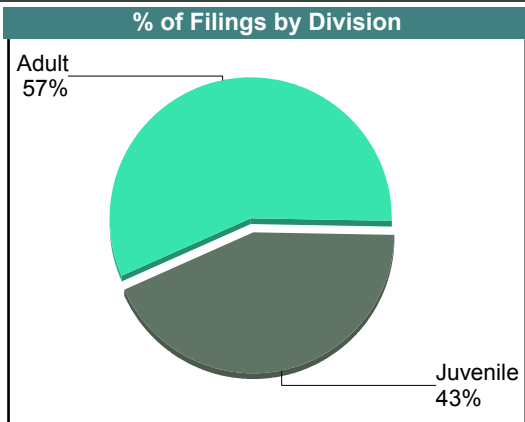
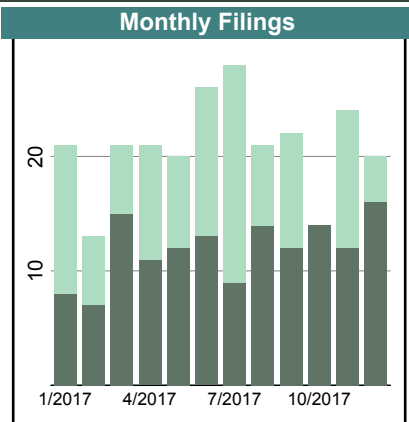


# CASELOAD STATISTICS OF THE JUVENILE & DOMESTIC RELATIONS COURTS

January 2017 thru December 2017

**Surry**  
District: 6

		<u>Filings</u>	<u>Hearings</u>	<u>Transactions</u>	<u>Concluded</u>	<u>Cont</u>
<b><u>Adult</u></b>						
Bond Forfeiture	BF	1	1	1	1	-
Capias	CA	10	33	33	10	23
Felony	CF	8	26	26	3	23
Misdemeanor	CM	36	109	109	37	70
Family Abuse - Prot Order	FP	4	10	10	7	3
Show Cause	SC	41	118	118	41	77
Civil Support	VS	43	65	65	41	22
<b>Adult Total</b>		<b>143</b>	<b>362</b>	<b>362</b>	<b>140</b>	<b>218</b>
<b><u>Juvenile</u></b>						
Abuse or Neglect	AN	1	2	2	1	1
Capias	CA	1	2	2	1	1
Custody Relief	CR	1	2	2	1	1
Custody Visitation	CV	75	187	187	84	92
Felony	DF	1	6	6	3	3
Misdemeanor	DM	6	28	28	13	15
Petition	PT	3	6	6	3	3
Remand Visitation	RV	1	1	1	1	-
Show Cause	SC	5	16	16	4	12
Status	ST	0	5	5	1	4
Traffic	T	14	53	54	29	25
<b>Juvenile Total</b>		<b>108</b>	<b>308</b>	<b>309</b>	<b>141</b>	<b>157</b>
<b>Surry Totals</b>		<b>251</b>	<b>670</b>	<b>671</b>	<b>281</b>	<b>375</b>

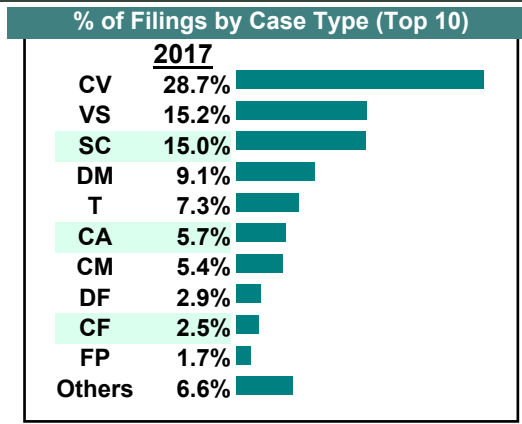
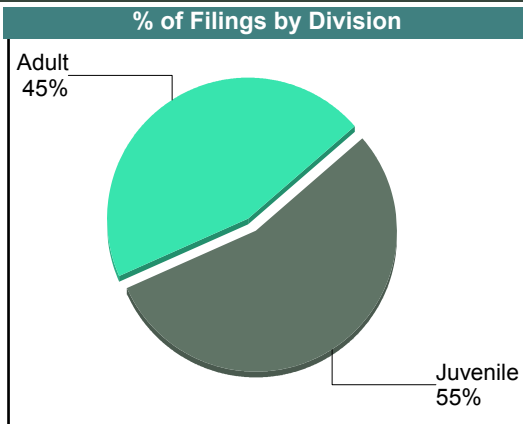
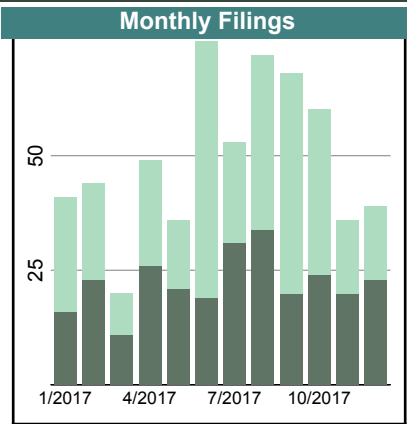


# CASELOAD STATISTICS OF THE JUVENILE & DOMESTIC RELATIONS COURTS

January 2017 thru December 2017

**Sussex**  
District: 6

		<u>Filings</u>	<u>Hearings</u>	<u>Transactions</u>	<u>Concluded</u>	<u>Cont</u>
<b>Adult</b>						
Bond Forfeiture	BF	3	7	7	3	4
Capias	CA	29	85	85	33	48
Felony	CF	15	69	69	15	54
Misdemeanor	CM	32	128	128	34	94
Family Abuse - Prot Order	FP	10	21	21	7	12
Remand Support	RS	4	4	4	4	-
Show Cause	SC	84	266	266	88	164
SL/Other	SL	1	2	2	0	1
Civil Support	VS	90	161	161	81	71
<b>Adult Total</b>		<b>268</b>	<b>743</b>	<b>743</b>	<b>265</b>	<b>448</b>
<b>Juvenile</b>						
Abuse or Neglect	AN	6	16	16	6	10
Capias	CA	5	11	11	5	6
Child in Need of Services	CS	2	9	9	3	6
Custody Visitation	CV	170	429	429	151	275
Felony	DF	17	103	103	20	83
Misdemeanor	DM	54	230	230	73	156
Foster Care Review	FC	8	9	9	8	1
Initial Foster Care	IF	3	4	4	3	1
Juv Support	JS	0	5	5	1	4
Remand Custody	RC	6	6	6	6	-
Remand Visitation	RV	6	6	6	6	-
Show Cause	SC	5	23	23	7	16
Traffic	T	43	88	89	34	55
Voluntary Continuing Services Agreement	VA	0	1	1	1	-
<b>Juvenile Total</b>		<b>325</b>	<b>940</b>	<b>941</b>	<b>324</b>	<b>613</b>
<b>Sussex Totals</b>		<b>593</b>	<b>1,683</b>	<b>1,684</b>	<b>589</b>	<b>1,061</b>



Filings by Court & Division

	Brunswick	Emporia	Greensville	Hopewell	Prince George	Surry	Sussex	Total
<b>A Show Cause</b>	131 14%	104 11%	80 9%	307 33%	190 20%	41 4%	84 9%	<b>937</b>
<b>Civil Support</b>	108 12%	83 9%	71 8%	286 31%	248 27%	43 5%	90 10%	<b>929</b>
<b>Adult Misdemeanor</b>	162 24%	48 7%	40 6%	219 33%	135 20%	36 5%	32 5%	<b>672</b>
<b>Capias</b>	66 18%	37 10%	22 6%	136 38%	62 17%	10 3%	29 8%	<b>362</b>
<b>Adult Felony</b>	33 14%	18 8%	15 6%	97 41%	48 21%	8 3%	15 6%	<b>234</b>
<b>Family Abuse - Prot Order</b>	21 9%	13 6%	12 5%	113 50%	52 23%	4 2%	10 4%	<b>225</b>
<b>Bond Forfeiture</b>	1 5%	5 23%	2 9%	10 45%	- 0%	1 5%	3 14%	<b>22</b>
<b>Motion - Prot Order</b>	- 0%	1 7%	3 20%	11 73%	- 0%	- 0%	- 0%	<b>15</b>
<b>Non-Family Abuse Prot Order</b>	- 0%	2 15%	1 8%	10 77%	- 0%	- 0%	- 0%	<b>13</b>
<b>Other</b>	4 40%	- 0%	- 0%	3 30%	3 30%	- 0%	- 0%	<b>10</b>
<b>Remand Support</b>	- 0%	1 11%	2 22%	2 22%	- 0%	- 0%	4 44%	<b>9</b>
<b>Protective Order</b>	2 29%	- 0%	1 14%	4 57%	- 0%	- 0%	- 0%	<b>7</b>
<b>SL/Other</b>	- 0%	- 0%	2 29%	4 57%	- 0%	- 0%	1 14%	<b>7</b>
<b>Violation Fam Abuse PO</b>	1 50%	- 0%	- 0%	1 50%	- 0%	- 0%	- 0%	<b>2</b>
<b>Violation of PO</b>	- 0%	- 0%	- 0%	2 100%	- 0%	- 0%	- 0%	<b>2</b>
<b>Total</b>	<b>529</b> 15%	<b>312</b> 9%	<b>251</b> 7%	<b>1,205</b> 35%	<b>738</b> 21%	<b>143</b> 4%	<b>268</b> 8%	<b>3,446</b>
<b>J Custody Visitation</b>	216 10%	157 7%	166 7%	798 36%	634 29%	75 3%	170 8%	<b>2,216</b>
<b>Delinquency</b>	126 12%	172 16%	136 13%	397 37%	162 15%	7 1%	71 7%	<b>1,071</b>
<b>Traffic</b>	56 21%	23 9%	17 6%	54 21%	56 21%	14 5%	43 16%	<b>263</b>
<b>Show Cause</b>	12 13%	16 18%	3 3%	25 27%	25 27%	5 5%	5 5%	<b>91</b>
<b>Abuse or Neglect</b>	3 4%	25 30%	9 11%	20 24%	19 23%	1 1%	6 7%	<b>83</b>
<b>Status Offense/Other</b>	3 4%	16 20%	2 2%	50 61%	11 13%	- 0%	- 0%	<b>82</b>
<b>Foster Care Review</b>	- 0%	3 4%	8 11%	33 46%	19 27%	- 0%	8 11%	<b>71</b>
<b>Family Abuse - Prot Order</b>	20 80%	1 4%	1 4%	2 8%	1 4%	- 0%	- 0%	<b>25</b>

	Brunswick	Emporia	Greenville	Hopewell	Prince George	Surry	Sussex	Total
<b>J Capias</b>	7	1	1	4	2	1	5	<b>21</b>
	33%	5%	5%	19%	10%	5%	24%	
<b>Paternity</b>	-	3	3	10	2	3	-	<b>21</b>
	0%	14%	14%	48%	10%	14%	0%	
<b>Remand Custody</b>	1	2	7	4	1	-	6	<b>21</b>
	5%	10%	33%	19%	5%	0%	29%	
<b>Permanency</b>	-	3	1	10	5	-	-	<b>19</b>
	0%	16%	5%	53%	26%	0%	0%	
<b>Initial Foster Care</b>	-	2	5	6	2	-	3	<b>18</b>
	0%	11%	28%	33%	11%	0%	17%	
<b>Term Parental Rights</b>	1	-	-	6	10	-	-	<b>17</b>
	6%	0%	0%	35%	59%	0%	0%	
<b>Remand Visitation</b>	-	2	3	4	-	1	6	<b>16</b>
	0%	13%	19%	25%	0%	6%	38%	
<b>Child at Risk</b>	3	-	-	-	10	-	-	<b>13</b>
	23%	0%	0%	0%	77%	0%	0%	
<b>Child in Need of Services</b>	-	2	2	3	-	-	2	<b>9</b>
	0%	22%	22%	33%	0%	0%	22%	
<b>Non-Family Abuse Prot Order</b>	-	-	-	7	-	-	-	<b>7</b>
	0%	0%	0%	100%	0%	0%	0%	
<b>Custody Relief</b>	-	-	-	3	-	1	-	<b>4</b>
	0%	0%	0%	75%	0%	25%	0%	
<b>Truancy</b>	-	2	1	-	-	-	-	<b>3</b>
	0%	67%	33%	0%	0%	0%	0%	
<b>Emancipation</b>	-	-	-	-	1	-	-	<b>1</b>
	0%	0%	0%	0%	100%	0%	0%	
<b>Juv Support</b>	-	-	-	-	-	-	-	<b>0</b>
	0%	0%	0%	0%	0%	0%	0%	
<b>Protective Order</b>	-	-	-	-	-	-	-	<b>0</b>
	0%	0%	0%	0%	0%	0%	0%	
<b>Voluntary Continuing</b>	-	-	-	-	-	-	-	<b>0</b>
	0%	0%	0%	0%	0%	0%	0%	
<b>Total</b>	448	430	365	1,436	960	108	325	<b>4,072</b>
	11%	11%	9%	35%	24%	3%	8%	
<b>Total</b>	977	742	616	2,641	1,698	251	593	7,518
	13%	10%	8%	35%	23%	3%	8%	

# CASELOAD STATISTICS OF THE JUVENILE & DOMESTIC RELATIONS COURTS

January 2017 thru December 2017

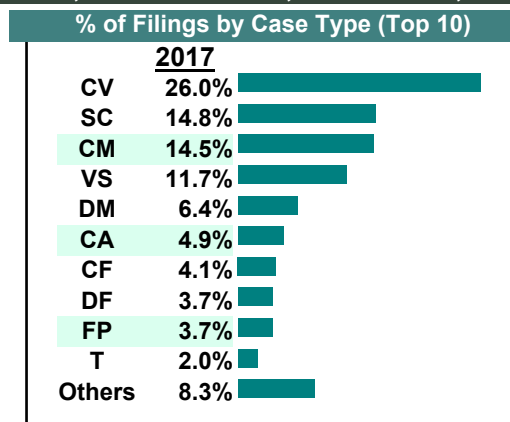
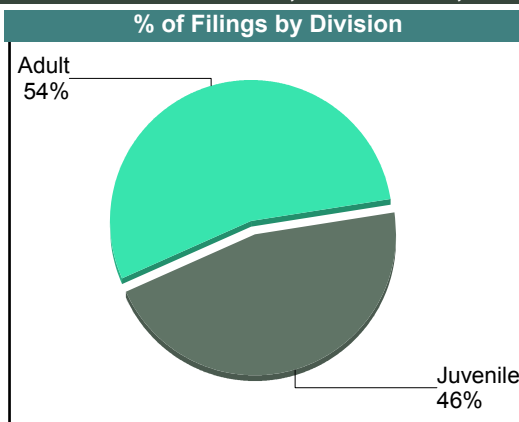
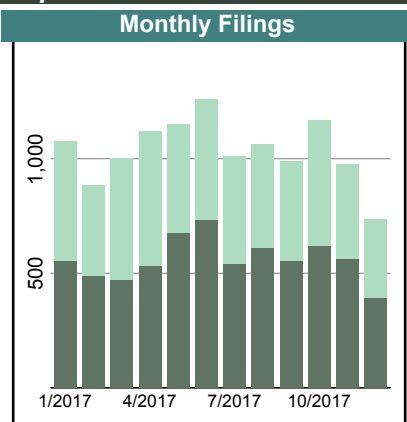
Newport News

District: 7

		<u>Filings</u>	<u>Hearings</u>	<u>Transactions</u>	<u>Concluded</u>	<u>Cont</u>
<b><u>Adult</u></b>						
Non-Family Abuse Prot Order	AP	10	20	20	10	10
Capias	CA	603	1,912	1,912	720	1,191
Felony	CF	509	2,007	2,007	510	1,497
Misdemeanor	CM	1,806	6,343	6,343	1,818	4,525
Crim Support	CS	0	2	2	1	1
Family Abuse - Prot Order	FP	450	945	945	443	502
Motion - Prot Order	MP	44	54	54	44	10
Other	OT	5	15	15	8	7
Protective Order	PC	2	2	2	2	-
Violation of PO	PV	25	26	26	26	-
Remand Support	RS	38	38	38	38	-
Show Cause	SC	1,764	5,124	5,124	1,927	3,189
SL/Other	SL	28	36	36	29	7
Civil Support	VS	1,449	2,537	2,537	1,489	1,047
<b>Adult Total</b>		<b>6,733</b>	<b>19,061</b>	<b>19,061</b>	<b>7,065</b>	<b>11,986</b>

<b><u>Juvenile</u></b>						
Abuse or Neglect	AN	119	436	436	108	328
Non-Family Abuse Prot Order	AP	31	70	70	31	39
Custody Relief	CR	7	16	16	2	14
Child in Need of Services	CS	13	97	97	22	75
Custody Visitation	CV	3,235	7,098	7,098	3,254	3,841
Felony	DF	455	3,363	3,363	631	2,732
Misdemeanor	DM	796	4,389	4,389	911	3,478
Foster Care Review	FC	93	140	140	105	35
Family Abuse - Prot Order	FP	4	7	7	4	3
Initial Foster Care	IF	76	97	97	79	18
Juv Support	JS	1	1	1	1	-
Permanency	PH	98	160	160	110	50
Petition	PT	60	133	133	56	77
Remand Custody	RC	44	44	44	44	-
RR	RR	1	2	2	1	1
Show Cause	SC	71	153	153	73	79
Status	ST	162	524	524	159	365
Traffic	T	254	443	492	243	249
Term Parental Rights	TP	69	171	171	56	115
Truancy	TR	92	216	216	99	116
Voluntary Continuing Services Agreement	VA	11	20	20	11	9
<b>Juvenile Total</b>		<b>5,692</b>	<b>17,580</b>	<b>17,629</b>	<b>6,000</b>	<b>11,624</b>

<b>Newport News Totals</b>		<b>12,425</b>	<b>36,641</b>	<b>36,690</b>	<b>13,065</b>	<b>23,610</b>
----------------------------	--	---------------	---------------	---------------	---------------	---------------



Filings by Court & Division

		<u>Newport News</u>		
<b>A</b>	Adult Misdemeanor	1,806	14.5%	
	Show Cause	1,764	14.2%	
	Civil Support	1,449	11.7%	
	Capias	603	4.9%	
	Adult Felony	509	4.1%	
	Family Abuse - Prot Order	450	3.6%	
	Motion - Prot Order	44	0.4%	
	Remand Support	38	0.3%	
	SL/Other	28	0.2%	
	Violation of PO	25	0.2%	
	Non-Family Abuse Prot Order	10	0.1%	
	Other	5	0.0%	
	Protective Order	2	0.0%	
	Criminal Support	-	0.0%	
	<b>Total</b>		<b>6,733</b>	<b>54%</b>
<b>J</b>	Custody Visitation	3,235	26.0%	
	Delinquency	1,251	10.1%	
	Traffic	254	2.0%	
	Status Offense/Other	162	1.3%	
	Abuse or Neglect	119	1.0%	
	Permanency	98	0.8%	
	Foster Care Review	93	0.7%	
	Truancy	92	0.7%	
	Initial Foster Care	76	0.6%	
	Show Cause	71	0.6%	
	Term Parental Rights	69	0.6%	
	Paternity	60	0.5%	
	Remand Custody	44	0.4%	
	Non-Family Abuse Prot Order	31	0.2%	
	Child in Need of Services	13	0.1%	
	Voluntary Continuing Services Agre	11	0.1%	
	Custody Relief	7	0.1%	
	Family Abuse - Prot Order	4	0.0%	
	Juv Support	1	0.0%	
	Restoration of Parental Rights	1	0.0%	
	<b>Total</b>		<b>5,692</b>	<b>46%</b>
	<b>Total</b>		<b>12,425</b>	<b>100%</b>



# CASELOAD STATISTICS OF THE JUVENILE & DOMESTIC RELATIONS COURTS

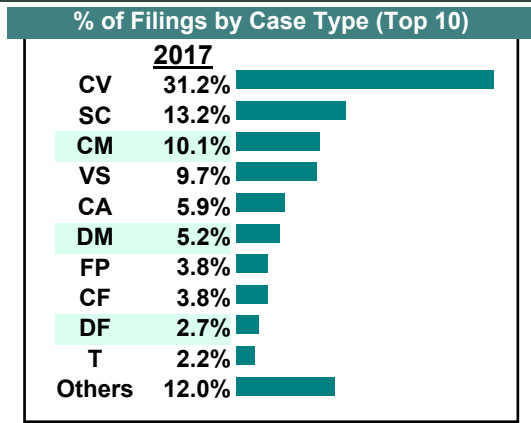
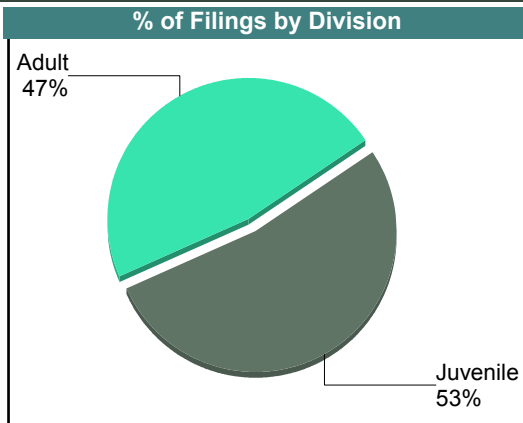
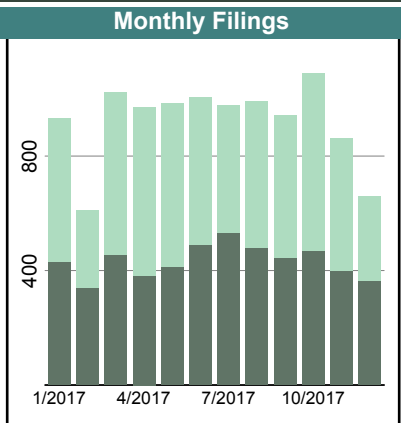
January 2017 thru December 2017

Hampton

District: 8

		<u>Filings</u>	<u>Hearings</u>	<u>Transactions</u>	<u>Concluded</u>	<u>Cont</u>
<b>Adult</b>						
Non-Family Abuse Prot Order	AP	10	14	14	9	5
Bond Forfeiture	BF	5	5	5	4	1
Capias	CA	628	2,694	2,694	861	1,833
Felony	CF	419	1,703	1,703	408	1,295
Misdemeanor	CM	1,119	4,438	4,438	1,121	3,316
Crim Support	CS	1	1	1	1	-
Family Abuse - Prot Order	FP	425	749	749	427	322
Motion - Prot Order	MP	27	31	31	28	3
Other	OT	2	3	3	2	1
Protective Order	PC	1	1	1	1	-
Violation of PO	PV	27	27	27	27	-
Remand Support	RS	136	138	138	137	1
Show Cause	SC	1,300	3,926	3,926	1,368	2,556
SL/Other	SL	30	43	43	32	11
Civil Support	VS	1,077	2,503	2,503	1,090	1,412
<b>Adult Total</b>		<b>5,207</b>	<b>16,276</b>	<b>16,276</b>	<b>5,516</b>	<b>10,756</b>

<b>Juvenile</b>						
Abuse or Neglect	AN	70	234	234	74	160
Non-Family Abuse Prot Order	AP	31	50	50	31	19
Capias	CA	25	133	133	34	99
Custody Relief	CR	5	9	9	4	5
Child in Need of Services	CS	1	3	3	1	2
Custody Visitation	CV	3,446	6,082	6,082	3,341	2,740
Felony	DF	300	1,599	1,599	342	1,257
Misdemeanor	DM	577	2,504	2,504	725	1,779
Emancipation	EP	1	1	1	1	-
Entrustment	ET	1	1	1	1	-
Foster Care Review	FC	78	83	83	78	5
Initial Foster Care	IF	47	47	47	47	-
Permanency	PH	72	82	82	72	10
Petition	PT	77	140	140	75	65
Remand Custody	RC	179	179	179	179	-
Remand Visitation	RV	171	171	171	171	-
Show Cause	SC	162	523	523	173	350
Status	ST	202	337	337	197	140
Traffic	T	247	446	484	268	215
Term Parental Rights	TP	24	24	24	22	2
Truancy	TR	109	459	459	102	357
Voluntary Continuing Services Agreement	VA	17	19	19	17	2
<b>Juvenile Total</b>		<b>5,842</b>	<b>13,126</b>	<b>13,164</b>	<b>5,955</b>	<b>7,207</b>
<b>Hampton Totals</b>		<b>11,049</b>	<b>29,402</b>	<b>29,440</b>	<b>11,471</b>	<b>17,963</b>



Filings by Court & Division

		<u>Hampton</u>		
<b>A</b>	Show Cause	1,300	11.8%	
	Adult Misdemeanor	1,119	10.1%	
	Civil Support	1,077	9.7%	
	Capias	628	5.7%	
	Family Abuse - Prot Order	425	3.8%	
	Adult Felony	419	3.8%	
	Remand Support	136	1.2%	
	SL/Other	30	0.3%	
	Motion - Prot Order	27	0.2%	
	Violation of PO	27	0.2%	
	Non-Family Abuse Prot Order	10	0.1%	
	Bond Forfeiture	5	0.0%	
	Other	2	0.0%	
	Criminal Support	1	0.0%	
	Protective Order	1	0.0%	
<b>Total</b>		5,207	47%	
<b>J</b>	Custody Visitation	3,446	31.2%	
	Delinquency	877	7.9%	
	Traffic	247	2.2%	
	Status Offense/Other	202	1.8%	
	Remand Custody	179	1.6%	
	Remand Visitation	171	1.5%	
	Show Cause	162	1.5%	
	Truancy	109	1.0%	
	Foster Care Review	78	0.7%	
	Paternity	77	0.7%	
	Permanency	72	0.7%	
	Abuse or Neglect	70	0.6%	
	Initial Foster Care	47	0.4%	
	Non-Family Abuse Prot Order	31	0.3%	
	Capias	25	0.2%	
	Term Parental Rights	24	0.2%	
	Voluntary Continuing Services Agre	17	0.2%	
	Custody Relief	5	0.0%	
	Child in Need of Services	1	0.0%	
	Emancipation	1	0.0%	
	Entrustment	1	0.0%	
	<b>Total</b>		5,842	53%
	<b>Total</b>		11,049	100%

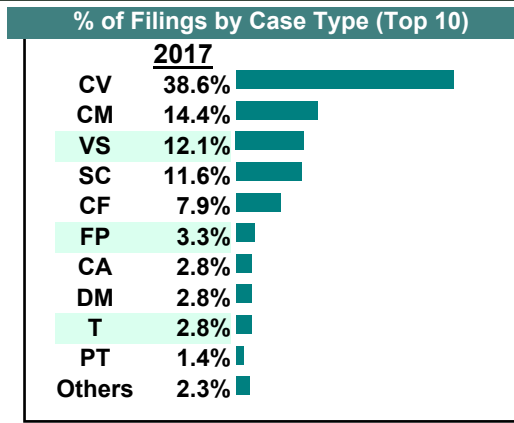
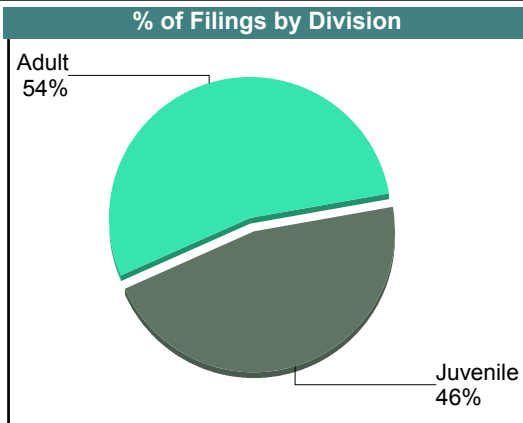
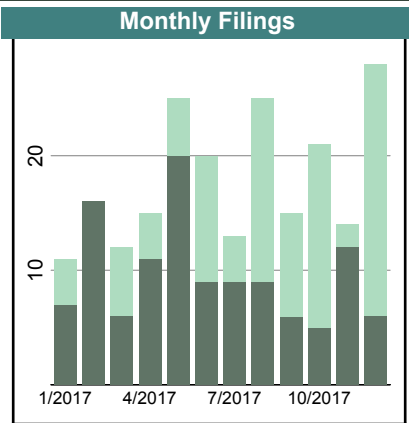
# CASELOAD STATISTICS OF THE JUVENILE & DOMESTIC RELATIONS COURTS

January 2017 thru December 2017

Charles City

District: 9

		<u>Filings</u>	<u>Hearings</u>	<u>Transactions</u>	<u>Concluded</u>	<u>Cont</u>
<b>Adult</b>						
Bond Forfeiture	BF	1	1	1	0	1
Capias	CA	6	22	22	7	15
Felony	CF	17	48	48	18	30
Misdemeanor	CM	31	80	80	35	45
Family Abuse - Prot Order	FP	7	15	15	7	8
Motion - Prot Order	MP	1	1	1	1	-
Show Cause	SC	25	91	91	36	55
SL/Other	SL	2	4	4	3	1
Civil Support	VS	26	57	57	29	28
<b>Adult Total</b>		<b>116</b>	<b>319</b>	<b>319</b>	<b>136</b>	<b>183</b>
<b>Juvenile</b>						
Custody Visitation	CV	83	176	176	79	97
Felony	DF	1	2	2	0	2
Misdemeanor	DM	6	26	26	12	14
Petition	PT	3	7	7	3	4
Traffic	T	6	12	12	6	6
<b>Juvenile Total</b>		<b>99</b>	<b>223</b>	<b>223</b>	<b>100</b>	<b>123</b>
<b>Charles City Totals</b>		<b>215</b>	<b>542</b>	<b>542</b>	<b>236</b>	<b>306</b>



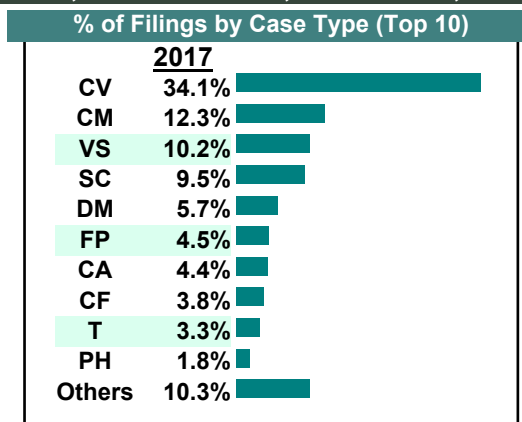
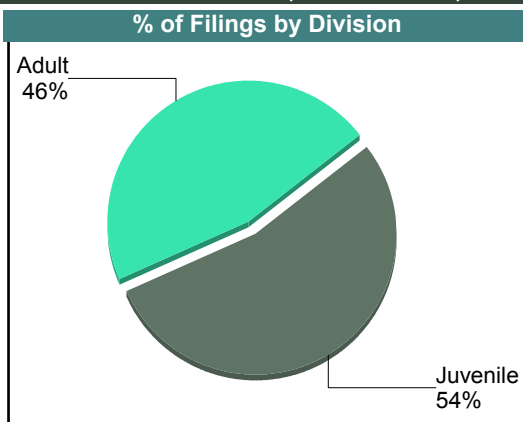
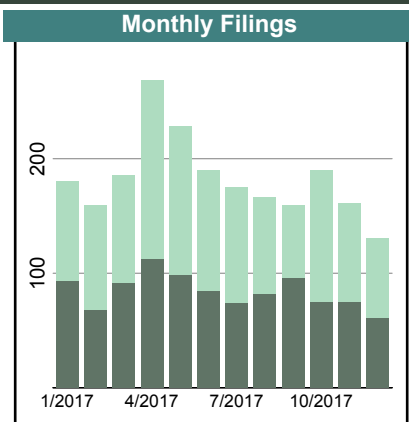
# CASELOAD STATISTICS OF THE JUVENILE & DOMESTIC RELATIONS COURTS

January 2017 thru December 2017

Gloucester

District: 9

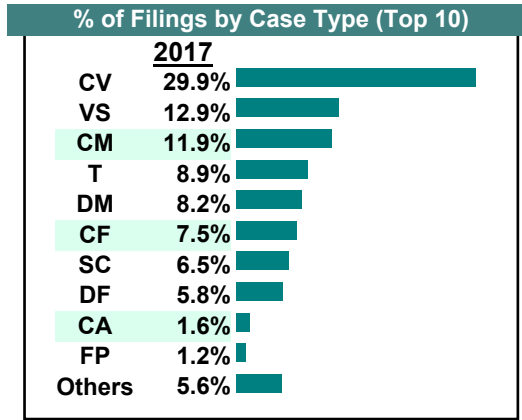
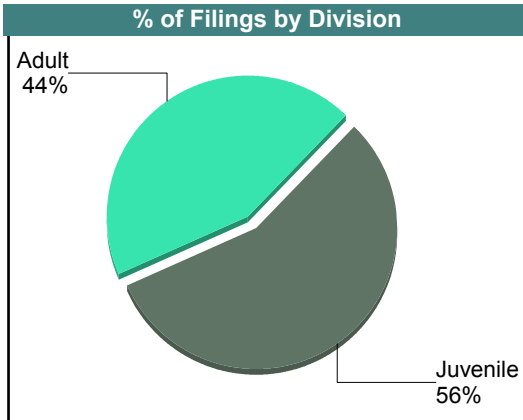
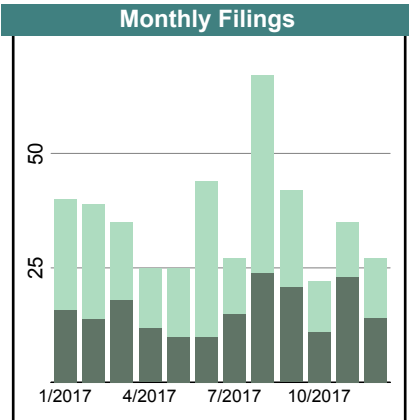
		<u>Filings</u>	<u>Hearings</u>	<u>Transactions</u>	<u>Concluded</u>	<u>Cont</u>
<b>Adult</b>						
Non-Family Abuse Prot Order	AP	5	9	9	5	4
Capias	CA	86	202	202	94	108
Felony	CF	84	218	218	92	126
Misdemeanor	CM	270	709	709	265	444
Family Abuse - Prot Order	FP	98	209	209	87	122
Motion - Prot Order	MP	25	30	30	25	5
Other	OT	2	6	6	4	2
Violation of PO	PV	13	13	13	13	-
Remand Support	RS	12	12	12	12	-
Show Cause	SC	186	592	592	213	379
SL/Other	SL	8	58	58	13	45
Civil Support	VS	224	391	391	228	162
<b>Adult Total</b>		<b>1,013</b>	<b>2,449</b>	<b>2,449</b>	<b>1,051</b>	<b>1,397</b>
<b>Juvenile</b>						
Abuse or Neglect	AN	10	41	41	16	25
Non-Family Abuse Prot Order	AP	4	11	11	5	6
Capias	CA	10	38	38	16	22
Custody Relief	CR	1	2	2	1	1
Child in Need of Services	CS	4	8	8	3	5
Custody Visitation	CV	748	1,454	1,454	743	711
Felony	DF	18	105	105	34	71
Misdemeanor	DM	126	411	411	114	297
Emancipation	EP	1	1	1	1	-
Entrustment	ET	2	2	2	2	-
Foster Care Review	FC	15	15	15	15	-
Family Abuse - Prot Order	FP	1	1	1	1	-
Initial Foster Care	IF	13	14	14	12	2
Permanency	PH	40	40	40	40	-
Petition	PT	3	3	3	1	2
Remand Custody	RC	23	23	23	23	-
Remand Visitation	RV	23	23	23	23	-
Show Cause	SC	23	85	85	39	46
Status	ST	22	69	69	25	44
Traffic	T	73	135	135	69	66
Term Parental Rights	TP	7	8	8	7	1
Truancy	TR	13	52	52	13	39
Voluntary Continuing Services Agreement	VA	1	1	1	1	-
<b>Juvenile Total</b>		<b>1,181</b>	<b>2,542</b>	<b>2,542</b>	<b>1,204</b>	<b>1,338</b>
<b>Gloucester Totals</b>		<b>2,194</b>	<b>4,991</b>	<b>4,991</b>	<b>2,255</b>	<b>2,735</b>



		<u>Filings</u>	<u>Hearings</u>	<u>Transactions</u>	<u>Concluded</u>	<u>Cont</u>
<b>Adult</b>						
Non-Family Abuse Prot Order	AP	1	1	1	1	-
Capias	CA	7	25	25	9	16
Felony	CF	32	101	101	31	70
Misdemeanor	CM	51	120	120	43	77
Family Abuse - Prot Order	FP	5	7	7	5	2
Motion - Prot Order	MP	1	1	1	1	-
Other	OT	4	5	5	4	1
Violation of PO	PV	1	1	1	1	-
Remand Support	RS	2	2	2	2	-
Show Cause	SC	28	83	83	30	53
SL/Other	SL	1	1	1	1	-
Civil Support	VS	55	79	79	57	22
<b>Adult Total</b>		<b>188</b>	<b>426</b>	<b>426</b>	<b>185</b>	<b>241</b>

		<u>Filings</u>	<u>Hearings</u>	<u>Transactions</u>	<u>Concluded</u>	<u>Cont</u>
<b>Juvenile</b>						
Abuse or Neglect	AN	2	6	6	2	4
Child in Need of Services	CS	1	1	1	1	-
Custody Visitation	CV	128	190	190	133	57
Felony	DF	25	107	107	23	84
Misdemeanor	DM	35	87	87	34	53
Emancipation	EP	1	1	1	1	-
Foster Care Review	FC	2	2	2	2	-
Motion - Prot Order	MP	2	4	4	2	2
Petition	PT	5	8	8	5	3
Show Cause	SC	0	1	1	1	-
Status	ST	1	2	2	1	1
Traffic	T	38	66	68	33	35
<b>Juvenile Total</b>		<b>240</b>	<b>475</b>	<b>477</b>	<b>238</b>	<b>239</b>

<b>King &amp; Queen Totals</b>		<b>428</b>	<b>901</b>	<b>903</b>	<b>423</b>	<b>480</b>
--------------------------------	--	------------	------------	------------	------------	------------



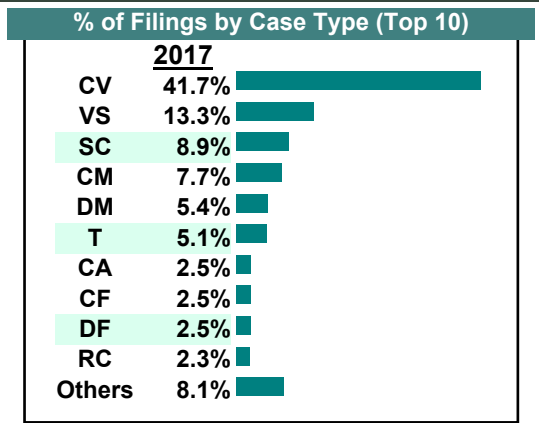
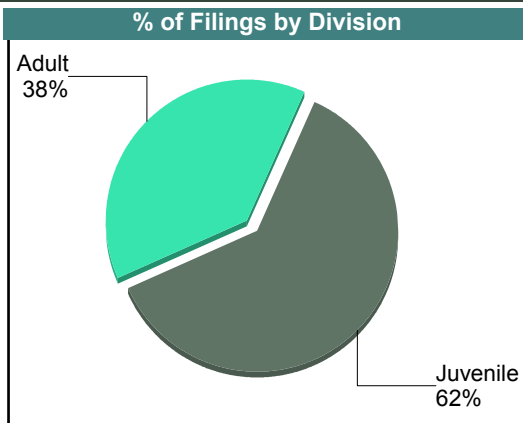
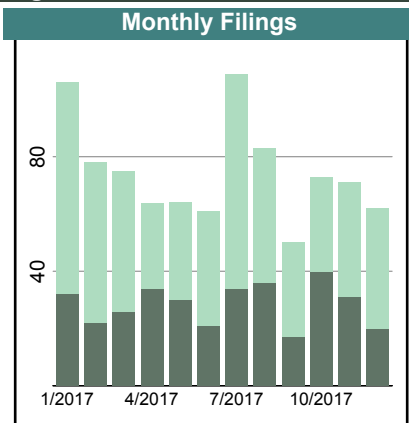
# CASELOAD STATISTICS OF THE JUVENILE & DOMESTIC RELATIONS COURTS

January 2017 thru December 2017

King William

District: 9

		<u>Filings</u>	<u>Hearings</u>	<u>Transactions</u>	<u>Concluded</u>	<u>Cont</u>
<b>Adult</b>						
Non-Family Abuse Prot Order	AP	1	1	1	1	-
Capias	CA	21	71	71	26	45
Felony	CF	22	63	63	27	36
Misdemeanor	CM	69	224	224	91	133
Family Abuse - Prot Order	FP	13	22	22	13	9
Motion - Prot Order	MP	2	2	2	2	-
Other	OT	2	2	2	2	-
Remand Support	RS	14	14	14	14	-
Show Cause	SC	77	201	201	79	122
SL/Other	SL	3	3	3	3	-
Civil Support	VS	119	204	204	115	89
<b>Adult Total</b>		<b>343</b>	<b>807</b>	<b>807</b>	<b>373</b>	<b>434</b>
<b>Juvenile</b>						
Abuse or Neglect	AN	1	4	4	1	3
Capias	CA	1	3	3	1	2
Custody Relief	CR	1	2	2	1	1
Child in Need of Services	CS	2	3	3	1	2
Custody Visitation	CV	374	616	616	342	274
Felony	DF	22	162	162	35	127
Misdemeanor	DM	48	144	147	56	91
Emancipation	EP	1	2	2	1	1
Entrustment	ET	2	2	2	2	-
Foster Care Review	FC	1	1	1	1	-
Initial Foster Care	IF	2	2	2	2	-
Motion - Prot Order	MP	2	2	2	2	-
Permanency	PH	5	5	5	5	-
Petition	PT	1	5	5	2	3
Remand Custody	RC	21	21	21	21	-
Remand Visitation	RV	15	15	15	15	-
Show Cause	SC	3	6	6	3	3
Status	ST	0	2	2	1	1
Traffic	T	46	64	75	42	33
Truancy	TR	4	9	9	2	7
Voluntary Continuing Services Agreement	VA	1	1	1	1	-
<b>Juvenile Total</b>		<b>553</b>	<b>1,071</b>	<b>1,085</b>	<b>537</b>	<b>548</b>
<b>King William Totals</b>		<b>896</b>	<b>1,878</b>	<b>1,892</b>	<b>910</b>	<b>982</b>



# CASELOAD STATISTICS OF THE JUVENILE & DOMESTIC RELATIONS COURTS

January 2017 thru December 2017

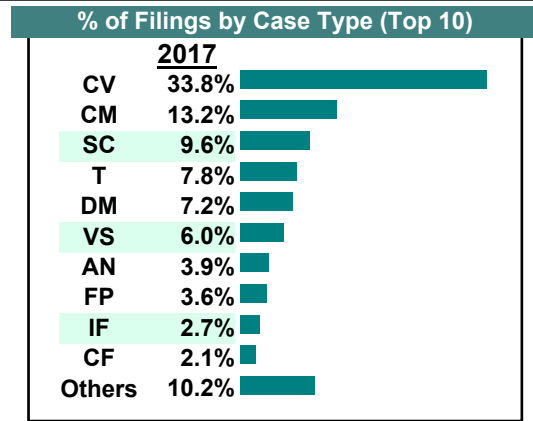
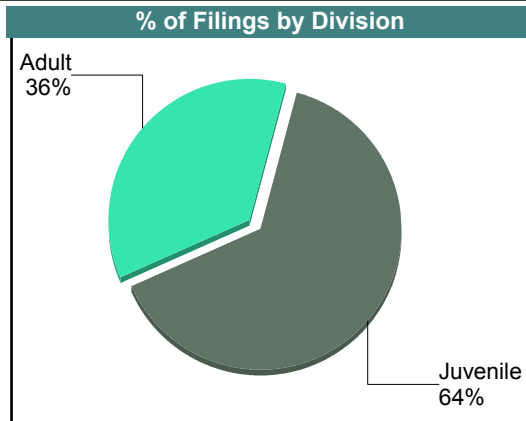
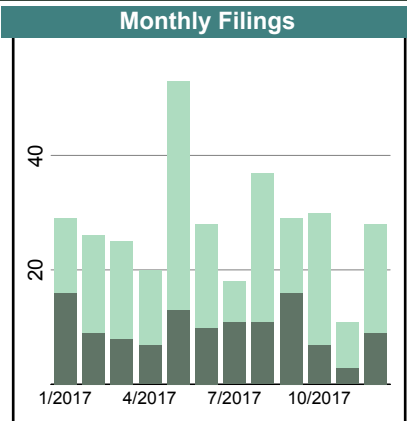
**Mathews**

District: 9

		<u>Filings</u>	<u>Hearings</u>	<u>Transactions</u>	<u>Concluded</u>	<u>Cont</u>
<b>Adult</b>						
Non-Family Abuse Prot Order	AP	1	4	4	2	2
Capias	CA	3	13	13	6	7
Felony	CF	7	24	24	12	12
Misdemeanor	CM	44	146	146	51	95
Family Abuse - Prot Order	FP	12	23	23	10	13
Motion - Prot Order	MP	3	3	3	3	-
Other	OT	2	2	2	2	-
Violation of PO	PV	1	1	1	1	-
Remand Support	RS	1	1	1	1	-
Show Cause	SC	24	83	83	34	49
SL/Other	SL	2	17	17	2	15
Civil Support	VS	20	53	53	26	27
<b>Adult Total</b>		<b>120</b>	<b>370</b>	<b>370</b>	<b>150</b>	<b>220</b>

<b>Juvenile</b>						
Abuse or Neglect	AN	13	32	32	13	19
Non-Family Abuse Prot Order	AP	1	3	3	1	2
Child in Need of Services	CS	2	3	3	1	2
Custody Visitation	CV	113	227	227	126	101
Felony	DF	3	20	20	7	13
Misdemeanor	DM	24	65	65	24	41
Entrustment	ET	2	2	2	2	-
Foster Care Review	FC	4	4	4	4	-
Initial Foster Care	IF	9	9	9	9	-
Permanency	PH	2	2	2	2	-
Show Cause	SC	8	12	12	8	4
Status	ST	4	12	12	3	9
Traffic	T	26	50	50	24	26
Truancy	TR	2	2	2	2	-
Voluntary Continuing Services Agreement	VA	1	1	1	1	-
<b>Juvenile Total</b>		<b>214</b>	<b>444</b>	<b>444</b>	<b>227</b>	<b>217</b>

<b>Mathews Totals</b>		<b>334</b>	<b>814</b>	<b>814</b>	<b>377</b>	<b>437</b>
-----------------------	--	------------	------------	------------	------------	------------



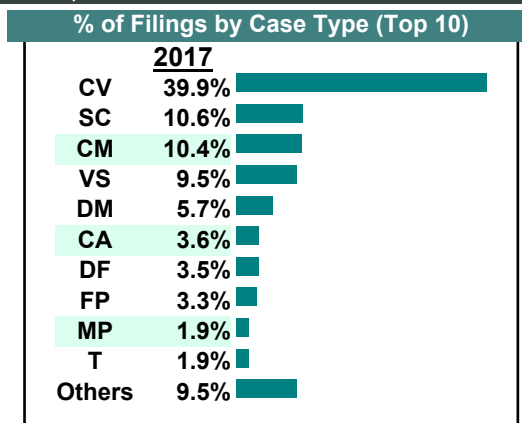
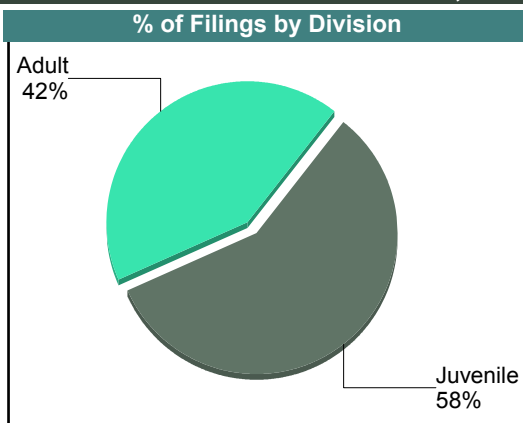
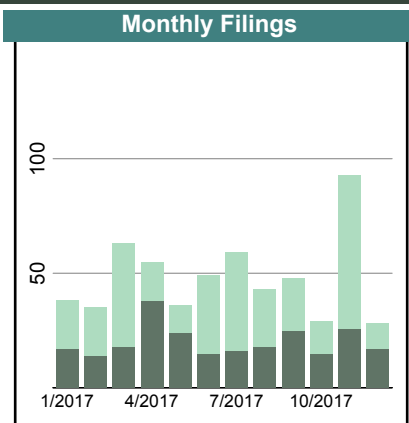
# CASELOAD STATISTICS OF THE JUVENILE & DOMESTIC RELATIONS COURTS

January 2017 thru December 2017

Middlesex

District: 9

		Filings	Hearings	Transactions	Concluded	Cont
<b>Adult</b>						
Capias	CA	20	49	49	26	23
Felony	CF	9	28	28	10	18
Misdemeanor	CM	60	208	208	82	126
Family Abuse - Prot Order	FP	19	43	43	18	25
Motion - Prot Order	MP	11	11	11	11	-
Violation of PO	PV	4	4	4	4	-
Show Cause	SC	57	183	183	51	132
SL/Other	SL	8	30	30	7	23
Civil Support	VS	55	88	88	59	29
<b>Adult Total</b>		<b>243</b>	<b>644</b>	<b>644</b>	<b>268</b>	<b>376</b>
<b>Juvenile</b>						
Abuse or Neglect	AN	3	6	6	3	3
Non-Family Abuse Prot Order	AP	1	1	1	1	-
Capias	CA	1	3	3	1	2
Child in Need of Services	CS	5	16	16	4	12
Custody Visitation	CV	230	397	397	232	165
Felony	DF	20	100	100	15	85
Misdemeanor	DM	33	92	92	26	66
Entrustment	ET	1	1	1	1	-
Foster Care Review	FC	9	9	9	9	-
Initial Foster Care	IF	2	2	2	2	-
Permanency	PH	5	5	5	5	-
Show Cause	SC	4	9	9	3	6
Status	ST	4	9	9	5	4
Traffic	T	11	28	28	18	10
Term Parental Rights	TP	2	2	2	2	-
Truancy	TR	1	2	2	1	1
Voluntary Continuing Services Agreement	VA	1	1	1	1	-
<b>Juvenile Total</b>		<b>333</b>	<b>683</b>	<b>683</b>	<b>329</b>	<b>354</b>
<b>Middlesex Totals</b>		<b>576</b>	<b>1,327</b>	<b>1,327</b>	<b>597</b>	<b>730</b>





# CASELOAD STATISTICS OF THE JUVENILE & DOMESTIC RELATIONS COURTS

January 2017 thru December 2017

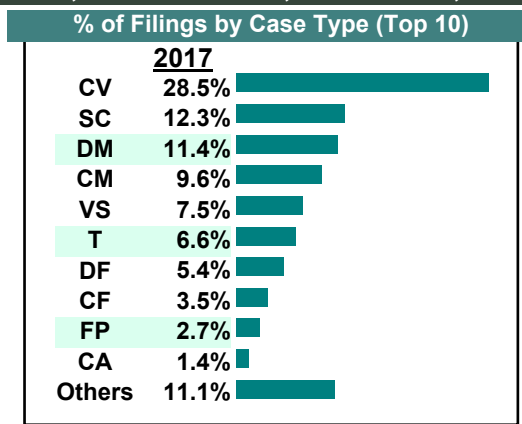
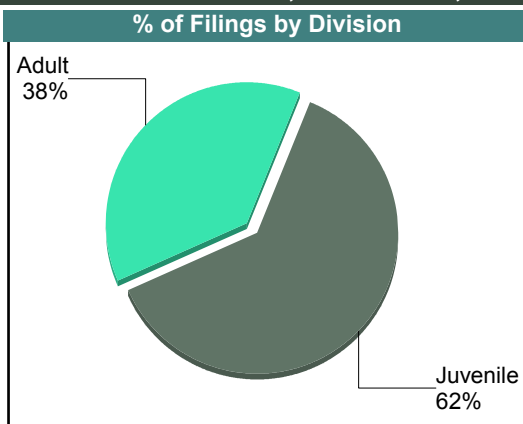
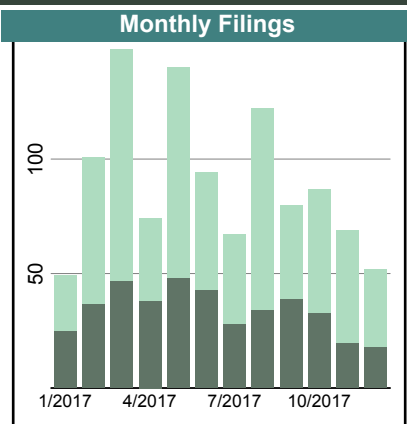
New Kent

District: 9

		<u>Filings</u>	<u>Hearings</u>	<u>Transactions</u>	<u>Concluded</u>	<u>Cont</u>
<b>Adult</b>						
Non-Family Abuse Prot Order	AP	2	5	5	4	1
Capias	CA	15	55	55	18	37
Felony	CF	38	116	116	37	79
Misdemeanor	CM	104	332	332	117	215
Family Abuse - Prot Order	FP	28	57	57	30	27
Motion - Prot Order	MP	2	2	2	2	-
Other	OT	1	3	3	2	1
Protective Order	PC	1	1	1	1	-
Violation of PO	PV	2	2	2	2	-
Remand Support	RS	8	8	8	8	-
Show Cause	SC	126	338	338	114	224
SL/Other	SL	2	4	4	3	1
Civil Support	VS	81	170	170	89	81
<b>Adult Total</b>		<b>410</b>	<b>1,093</b>	<b>1,093</b>	<b>427</b>	<b>666</b>

<b>Juvenile</b>						
Abuse or Neglect	AN	6	14	14	8	6
Non-Family Abuse Prot Order	AP	5	7	7	2	5
Custody Relief	CR	5	13	13	6	7
Child in Need of Services	CS	4	15	15	2	13
Custody Visitation	CV	309	712	712	295	417
Felony	DF	58	190	190	62	128
Misdemeanor	DM	124	378	378	122	256
Foster Care Review	FC	3	4	4	3	1
Family Abuse - Prot Order	FP	1	1	1	1	-
Initial Foster Care	IF	6	6	6	6	-
Motion - Prot Order	MP	5	6	6	5	1
Permanency	PH	7	7	7	7	-
Petition	PT	5	5	5	1	4
Remand Custody	RC	15	15	15	15	-
Remand Visitation	RV	15	15	15	15	-
Show Cause	SC	7	19	19	9	10
Status	ST	14	26	26	17	9
Traffic	T	72	151	154	63	91
Term Parental Rights	TP	9	9	9	9	-
Truancy	TR	2	13	13	3	10
Voluntary Continuing Services Agreement	VA	1	1	1	1	-
<b>Juvenile Total</b>		<b>673</b>	<b>1,607</b>	<b>1,610</b>	<b>652</b>	<b>958</b>

<b>New Kent Totals</b>		<b>1,083</b>	<b>2,700</b>	<b>2,703</b>	<b>1,079</b>	<b>1,624</b>
------------------------	--	--------------	--------------	--------------	--------------	--------------



# CASELOAD STATISTICS OF THE JUVENILE & DOMESTIC RELATIONS COURTS

January 2017 thru December 2017

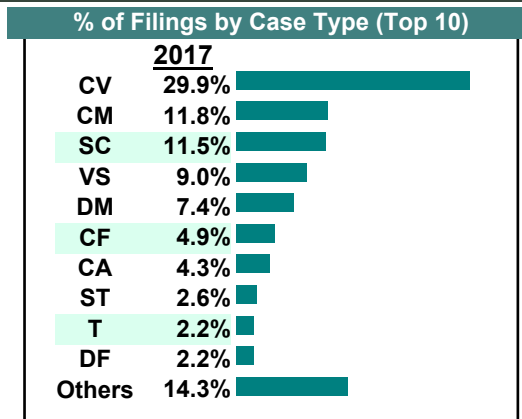
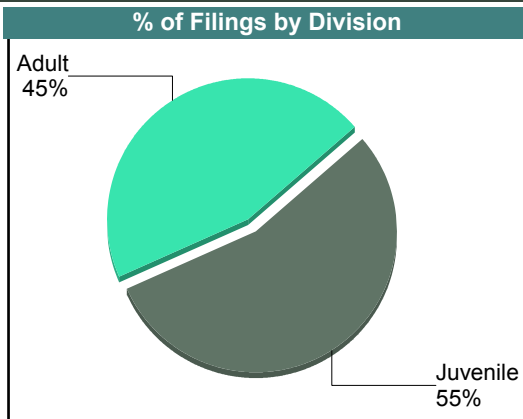
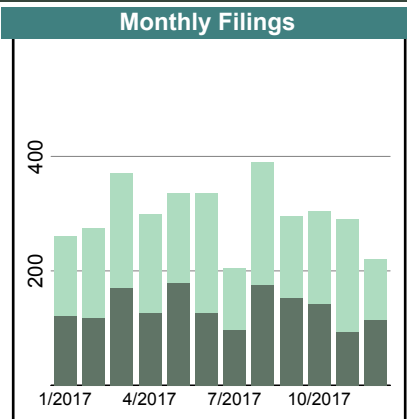
Williamsburg

District: 9

		<u>Filings</u>	<u>Hearings</u>	<u>Transactions</u>	<u>Concluded</u>	<u>Cont</u>
<b>Adult</b>						
Non-Family Abuse Prot Order	AP	6	9	9	6	3
Bond Forfeiture	BF	1	2	2	1	1
Capias	CA	146	380	380	154	226
Felony	CF	176	417	417	164	253
Misdemeanor	CM	422	1,245	1,245	431	814
Family Abuse - Prot Order	FP	77	144	144	78	66
Motion - Prot Order	MP	22	23	23	22	1
Other	OT	20	20	20	20	-
Protective Order	PC	1	1	1	1	-
Violation Fam Abuse PO	PS	3	4	4	3	1
Violation of PO	PV	2	2	2	2	-
Remand Support	RS	44	44	44	44	-
Show Cause	SC	372	919	919	393	525
SL/Other	SL	9	9	9	9	-
Civil Support	VS	322	539	539	340	199
<b>Adult Total</b>		<b>1,623</b>	<b>3,758</b>	<b>3,758</b>	<b>1,668</b>	<b>2,089</b>

<b>Juvenile</b>						
Abuse or Neglect	AN	18	43	43	19	24
Non-Family Abuse Prot Order	AP	2	5	5	2	3
Capias	CA	7	22	22	8	14
Custody Relief	CR	4	4	4	0	4
Child in Need of Services	CS	1	4	4	1	3
Custody Visitation	CV	1,070	2,065	2,065	1,081	984
Felony	DF	78	363	363	114	249
Misdemeanor	DM	265	960	960	262	698
Entrustment	ET	11	13	13	11	2
Foster Care Review	FC	12	12	12	12	-
Initial Foster Care	IF	16	19	19	16	3
Motion - Prot Order	MP	23	27	27	22	5
Protective Order	PC	1	1	1	1	-
Permanency	PH	10	11	11	10	1
Petition	PT	40	57	57	46	11
Remand Custody	RC	76	76	76	76	-
Child at Risk	RI	14	51	51	15	36
Remand Visitation	RV	74	74	74	74	-
Show Cause	SC	39	95	95	34	61
Status	ST	93	193	193	103	90
Traffic	T	80	155	161	77	84
Term Parental Rights	TP	7	12	12	9	3
Truancy	TR	16	22	22	16	6
Voluntary Continuing Services Agreement	VA	1	1	1	1	-
<b>Juvenile Total</b>		<b>1,958</b>	<b>4,285</b>	<b>4,291</b>	<b>2,010</b>	<b>2,281</b>

<b>Williamsburg Totals</b>		<b>3,581</b>	<b>8,043</b>	<b>8,049</b>	<b>3,678</b>	<b>4,370</b>
----------------------------	--	--------------	--------------	--------------	--------------	--------------



# CASELOAD STATISTICS OF THE JUVENILE & DOMESTIC RELATIONS COURTS

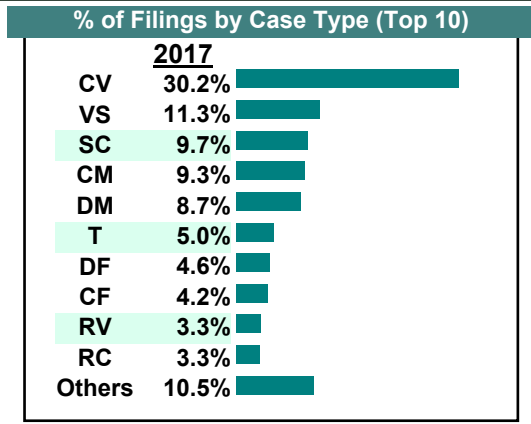
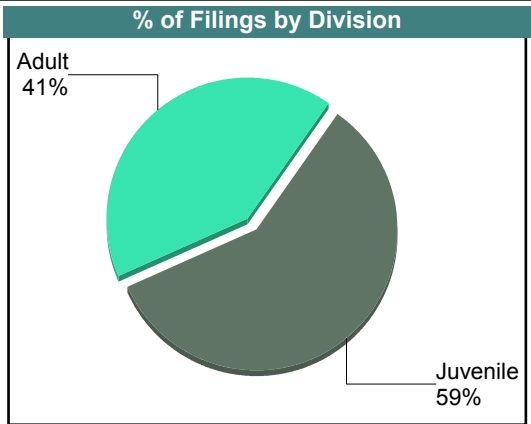
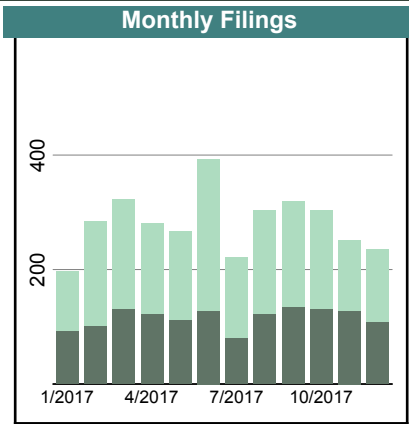
January 2017 thru December 2017

York  
District: 9

		<u>Filings</u>	<u>Hearings</u>	<u>Transactions</u>	<u>Concluded</u>	<u>Cont</u>
<b>Adult</b>						
Non-Family Abuse Prot Order	AP	6	19	19	3	16
Bond Forfeiture	BF	1	1	1	1	-
Capias	CA	62	190	190	67	123
Felony	CF	143	482	503	143	360
Misdemeanor	CM	313	1,049	1,049	302	747
Family Abuse - Prot Order	FP	92	223	223	89	134
Motion - Prot Order	MP	11	13	13	11	2
Other	OT	2	29	29	1	28
Violation Fam Abuse PO	PS	1	2	2	1	1
Remand Support	RS	82	82	82	82	-
Show Cause	SC	297	968	968	335	633
SL/Other	SL	8	21	21	8	13
Civil Support	VS	381	746	746	358	388
<b>Adult Total</b>		<b>1,399</b>	<b>3,825</b>	<b>3,846</b>	<b>1,401</b>	<b>2,445</b>

<b>Juvenile</b>						
Abuse or Neglect	AN	9	44	44	9	35
Non-Family Abuse Prot Order	AP	6	14	14	3	11
Capias	CA	5	16	16	5	11
Child in Need of Services	CS	2	9	9	2	7
Custody Visitation	CV	1,022	2,236	2,236	988	1,248
Felony	DF	155	837	838	172	666
Misdemeanor	DM	294	1,157	1,157	304	853
Emancipation	EP	1	2	2	1	1
Foster Care Review	FC	14	16	16	14	2
Initial Foster Care	IF	7	9	9	7	2
Permanency	PH	4	4	4	3	1
Petition	PT	5	11	11	9	2
Remand Custody	RC	110	110	110	110	-
Child at Risk	RI	2	4	4	0	4
Remand Visitation	RV	111	111	111	111	-
Show Cause	SC	32	117	117	37	80
Status	ST	26	115	115	30	85
Traffic	T	170	348	354	168	186
Term Parental Rights	TP	5	5	5	1	4
Truancy	TR	3	17	17	6	11
Voluntary Continuing Services Agreement	VA	1	1	1	1	-
<b>Juvenile Total</b>		<b>1,984</b>	<b>5,183</b>	<b>5,190</b>	<b>1,981</b>	<b>3,209</b>

<b>York Totals</b>		<b>3,383</b>	<b>9,008</b>	<b>9,036</b>	<b>3,382</b>	<b>5,654</b>
--------------------	--	--------------	--------------	--------------	--------------	--------------



Filings by Court & Division

	Charles City	Gloucester	King & Queen	King William	Mathews	Middlesex	New Kent	Williamsburg	York	Total
<b>A</b>										
Adult Misdemeanor	31 2%	270 20%	51 4%	69 5%	44 3%	60 4%	104 8%	422 31%	313 23%	1,364
Civil Support	26 2%	224 17%	55 4%	119 9%	20 2%	55 4%	81 6%	322 25%	381 30%	1,283
Show Cause	25 2%	186 16%	28 2%	77 6%	24 2%	57 5%	126 11%	372 31%	297 25%	1,192
Adult Felony	17 3%	84 16%	32 6%	22 4%	7 1%	9 2%	38 7%	176 33%	143 27%	528
Capias	6 2%	86 23%	7 2%	21 6%	3 1%	20 5%	15 4%	146 40%	62 17%	366
Family Abuse - Prot Order	7 2%	98 28%	5 1%	13 4%	12 3%	19 5%	28 8%	77 22%	92 26%	351
Remand Support	- 0%	12 7%	2 1%	14 9%	1 1%	- 0%	8 5%	44 27%	82 50%	163
Motion - Prot Order	1 1%	25 32%	1 1%	2 3%	3 4%	11 14%	2 3%	22 28%	11 14%	78
SL/Other	2 5%	8 19%	1 2%	3 7%	2 5%	8 19%	2 5%	9 21%	8 19%	43
Other	- 0%	2 6%	4 12%	2 6%	2 6%	- 0%	1 3%	20 61%	2 6%	33
Violation of PO	- 0%	13 57%	1 4%	- 0%	1 4%	4 17%	2 9%	2 9%	- 0%	23
Non-Family Abuse Prot Order	- 0%	5 23%	1 5%	1 5%	1 5%	- 0%	2 9%	6 27%	6 27%	22
Violation Fam Abuse PO	- 0%	- 0%	- 0%	- 0%	- 0%	- 0%	- 0%	3 75%	1 25%	4
Bond Forfeiture	1 33%	- 0%	- 0%	- 0%	- 0%	- 0%	- 0%	1 33%	1 33%	3
Protective Order	- 0%	- 0%	- 0%	- 0%	- 0%	- 0%	1 50%	1 50%	- 0%	2
<b>Total</b>	116 2%	1,013 19%	188 3%	343 6%	120 2%	243 4%	410 8%	1,623 30%	1,399 26%	5,455
<b>J</b>										
Custody Visitation	83 2%	748 18%	128 3%	374 9%	113 3%	230 6%	309 8%	1,070 26%	1,022 25%	4,077
Delinquency	7 1%	144 11%	60 4%	70 5%	27 2%	53 4%	182 14%	343 26%	449 34%	1,335
Traffic	6 1%	73 14%	38 7%	46 9%	26 5%	11 2%	72 14%	80 15%	170 33%	522
Remand Custody	- 0%	23 9%	- 0%	21 9%	- 0%	- 0%	15 6%	76 31%	110 45%	245
Remand Visitation	- 0%	23 10%	- 0%	15 6%	- 0%	- 0%	15 6%	74 31%	111 47%	238
Status Offense/Other	- 0%	22 13%	1 1%	- 0%	4 2%	4 2%	14 9%	93 57%	26 16%	164
Show Cause	- 0%	23 20%	- 0%	3 3%	8 7%	4 3%	7 6%	39 34%	32 28%	116
Permanency	- 0%	40 55%	- 0%	5 7%	2 3%	5 7%	7 10%	10 14%	4 5%	73

	Charles City	Gloucester	King & Queen	King William	Mathews	Middlesex	New Kent	Williamsburg	York	Total
Abuse or Neglect	-	10	2	1	13	3	6	18	9	62
	0%	16%	3%	2%	21%	5%	10%	29%	15%	
Paternity	3	3	5	1	-	-	5	40	5	62
	5%	5%	8%	2%	0%	0%	8%	65%	8%	
Foster Care Review	-	15	2	1	4	9	3	12	14	60
	0%	25%	3%	2%	7%	15%	5%	20%	23%	
Initial Foster Care	-	13	-	2	9	2	6	16	7	55
	0%	24%	0%	4%	16%	4%	11%	29%	13%	
Truancy	-	13	-	4	2	1	2	16	3	41
	0%	32%	0%	10%	5%	2%	5%	39%	7%	
Motion - Prot Order	-	-	2	2	-	-	5	23	-	32
	0%	0%	6%	6%	0%	0%	16%	72%	0%	
Term Parental Rights	-	7	-	-	-	2	9	7	5	30
	0%	23%	0%	0%	0%	7%	30%	23%	17%	
Capias	-	10	-	1	-	1	-	7	5	24
	0%	42%	0%	4%	0%	4%	0%	29%	21%	
Child in Need of Services	-	4	1	2	2	5	4	1	2	21
	0%	19%	5%	10%	10%	24%	19%	5%	10%	
Non-Family Abuse Prot Order	-	4	-	-	1	1	5	2	6	19
	0%	21%	0%	0%	5%	5%	26%	11%	32%	
Entrustment	-	2	-	2	2	1	-	11	-	18
	0%	11%	0%	11%	11%	6%	0%	61%	0%	
Child at Risk	-	-	-	-	-	-	-	14	2	16
	0%	0%	0%	0%	0%	0%	0%	88%	13%	
Custody Relief	-	1	-	1	-	-	5	4	-	11
	0%	9%	0%	9%	0%	0%	45%	36%	0%	
Voluntary Continuing	-	1	-	1	1	1	1	1	1	7
	0%	14%	0%	14%	14%	14%	14%	14%	14%	
Emancipation	-	1	1	1	-	-	-	-	1	4
	0%	25%	25%	25%	0%	0%	0%	0%	25%	
Family Abuse - Prot Order	-	1	-	-	-	-	1	-	-	2
	0%	50%	0%	0%	0%	0%	50%	0%	0%	
Protective Order	-	-	-	-	-	-	-	1	-	1
	0%	0%	0%	0%	0%	0%	0%	100%	0%	
<hr/>										
<b>Total</b>	99	1,181	240	553	214	333	673	1,958	1,984	<b>7,235</b>
	1%	16%	3%	8%	3%	5%	9%	27%	27%	
<hr/>										
<b>Total</b>	215	2,194	428	896	334	576	1,083	3,581	3,383	12,690
	2%	17%	3%	7%	3%	5%	9%	28%	27%	

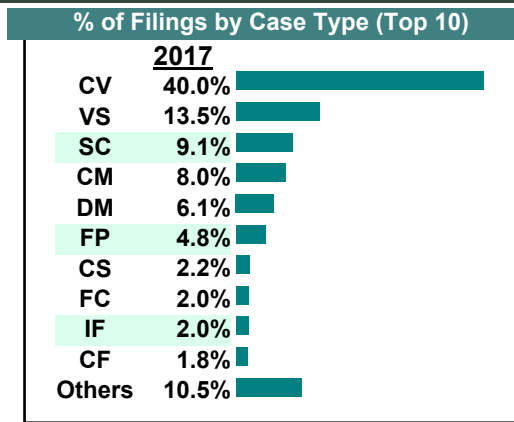
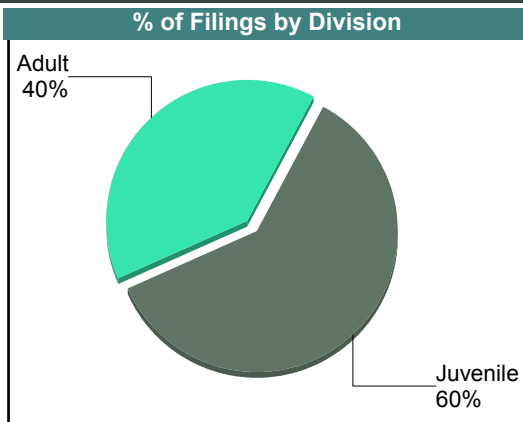
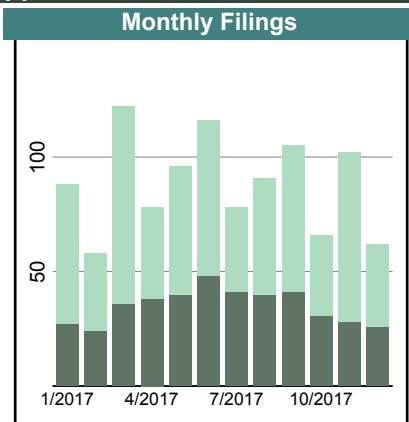
# CASELOAD STATISTICS OF THE JUVENILE & DOMESTIC RELATIONS COURTS

January 2017 thru December 2017

**Appomattox**

District: 10

		<u>Filings</u>	<u>Hearings</u>	<u>Transactions</u>	<u>Concluded</u>	<u>Cont</u>
<b><u>Adult</u></b>						
Non-Family Abuse Prot Order	AP	2	5	5	2	3
Capias	CA	9	31	31	13	18
Felony	CF	19	60	60	18	41
Misdemeanor	CM	85	230	230	78	150
Family Abuse - Prot Order	FP	51	125	125	51	72
Motion - Prot Order	MP	10	14	14	11	3
Other	OT	1	2	2	2	-
Show Cause	SC	96	339	339	100	239
SL/Other	SL	4	4	4	4	-
Civil Support	VS	143	312	312	149	158
<b>Adult Total</b>		<b>420</b>	<b>1,122</b>	<b>1,122</b>	<b>428</b>	<b>684</b>
<b><u>Juvenile</u></b>						
Abuse or Neglect	AN	17	60	60	19	41
Non-Family Abuse Prot Order	AP	3	6	6	3	3
Capias	CA	1	1	1	0	1
Child in Need of Services	CS	23	96	96	26	69
Custody Visitation	CV	425	991	991	400	569
Felony	DF	4	20	20	13	7
Misdemeanor	DM	65	202	202	57	143
Emancipation	EP	1	1	1	1	-
Entrustment	ET	1	1	1	1	-
Foster Care Review	FC	21	22	22	22	-
Initial Foster Care	IF	21	24	24	21	3
Permanency	PH	13	13	13	13	-
Petition	PT	2	6	6	4	2
Remand Custody	RC	1	1	1	1	-
Show Cause	SC	1	3	3	2	1
Status	ST	10	28	28	10	18
Traffic	T	16	43	44	19	24
Truancy	TR	17	77	77	20	52
<b>Juvenile Total</b>		<b>642</b>	<b>1,595</b>	<b>1,596</b>	<b>632</b>	<b>933</b>
<b>Appomattox Totals</b>		<b>1,062</b>	<b>2,717</b>	<b>2,718</b>	<b>1,060</b>	<b>1,617</b>



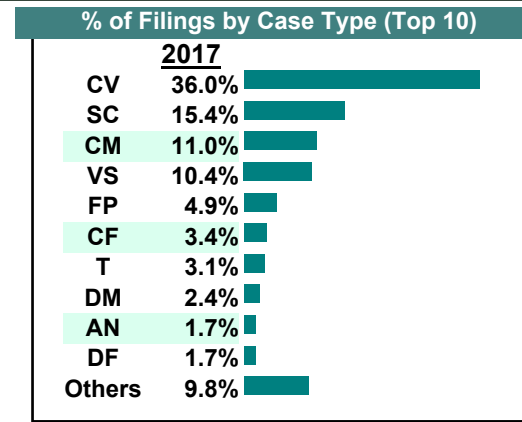
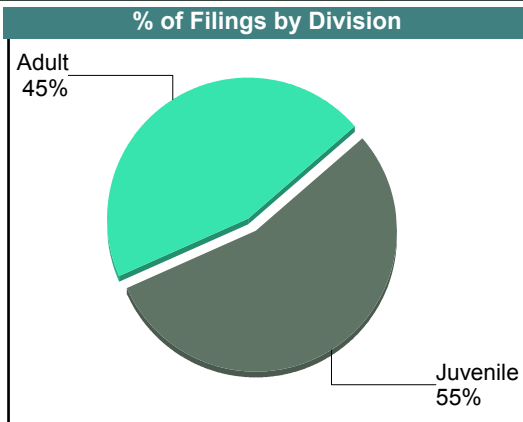
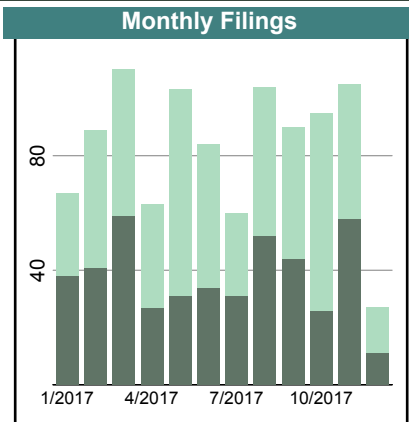
# CASELOAD STATISTICS OF THE JUVENILE & DOMESTIC RELATIONS COURTS

January 2017 thru December 2017

**Buckingham**

District: 10

		<u>Filings</u>	<u>Hearings</u>	<u>Transactions</u>	<u>Concluded</u>	<u>Cont</u>
<b><u>Adult</u></b>						
Capias	CA	8	22	22	8	14
Felony	CF	34	96	96	25	71
Misdemeanor	CM	110	400	400	111	285
Family Abuse - Prot Order	FP	45	74	74	41	31
Motion - Prot Order	MP	3	4	4	2	1
Protective Order	PC	7	18	18	7	11
Show Cause	SC	139	355	355	110	241
SL/Other	SL	2	2	2	2	-
Civil Support	VS	104	247	247	101	139
<b>Adult Total</b>		<b>452</b>	<b>1,218</b>	<b>1,218</b>	<b>407</b>	<b>793</b>
<b><u>Juvenile</u></b>						
Abuse or Neglect	AN	17	91	91	13	77
Non-Family Abuse Prot Order	AP	3	10	10	3	7
Custody Relief	CR	2	3	3	2	1
Child in Need of Services	CS	15	57	57	12	41
Custody Visitation	CV	359	989	989	385	592
Felony	DF	17	110	110	19	83
Misdemeanor	DM	24	184	184	57	122
Entrustment	ET	2	2	2	2	-
Foster Care Review	FC	6	10	10	6	4
Family Abuse - Prot Order	FP	4	11	11	3	8
Initial Foster Care	IF	13	13	13	13	-
Motion - Prot Order	MP	1	1	1	1	-
Protective Order	PC	5	14	14	5	9
Permanency	PH	10	13	13	7	3
Petition	PT	7	20	20	8	12
Show Cause	SC	15	50	50	18	31
Status	ST	5	14	14	5	9
Traffic	T	31	69	72	28	40
Term Parental Rights	TP	5	11	11	4	6
Truancy	TR	4	28	28	7	20
<b>Juvenile Total</b>		<b>545</b>	<b>1,700</b>	<b>1,703</b>	<b>598</b>	<b>1,065</b>
<b>Buckingham Totals</b>		<b>997</b>	<b>2,918</b>	<b>2,921</b>	<b>1,005</b>	<b>1,858</b>



# CASELOAD STATISTICS OF THE JUVENILE & DOMESTIC RELATIONS COURTS

January 2017 thru December 2017

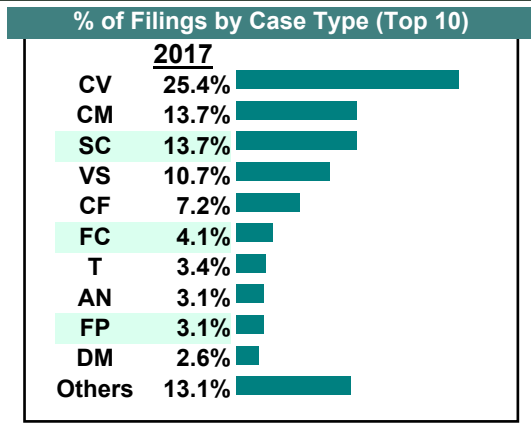
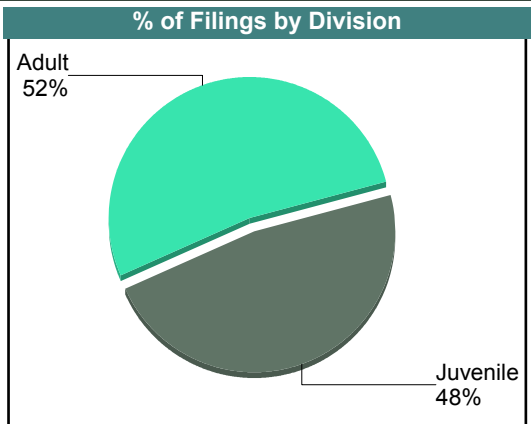
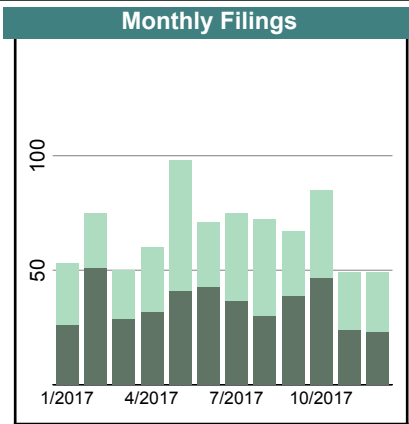
Charlotte

District: 10

		<u>Filings</u>	<u>Hearings</u>	<u>Transactions</u>	<u>Concluded</u>	<u>Cont</u>
<b>Adult</b>						
Non-Family Abuse Prot Order	AP	2	7	7	2	5
Bond Forfeiture	BF	1	1	1	0	1
Capias	CA	17	47	47	24	23
Felony	CF	58	117	117	69	48
Misdemeanor	CM	110	288	288	118	170
Family Abuse - Prot Order	FP	25	56	56	25	31
Motion - Prot Order	MP	4	4	4	4	-
Other	OT	2	3	3	2	1
Remand Support	RS	5	5	5	5	-
Show Cause	SC	110	317	317	103	214
SL/Other	SL	2	3	3	2	1
Civil Support	VS	86	151	151	79	71
<b>Adult Total</b>		<b>422</b>	<b>999</b>	<b>999</b>	<b>433</b>	<b>565</b>

		<u>Filings</u>	<u>Hearings</u>	<u>Transactions</u>	<u>Concluded</u>	<u>Cont</u>
<b>Juvenile</b>						
Abuse or Neglect	AN	25	91	91	22	69
Non-Family Abuse Prot Order	AP	4	11	11	4	7
Child in Need of Services	CS	0	8	8	2	6
Custody Visitation	CV	204	416	416	206	206
Felony	DF	14	74	74	10	64
Misdemeanor	DM	21	83	83	24	59
Entrustment	ET	1	1	1	1	-
Foster Care Review	FC	33	34	34	33	1
Initial Foster Care	IF	20	20	20	18	2
Permanency	PH	11	13	13	12	1
Remand Custody	RC	12	12	12	10	2
Remand Visitation	RV	3	3	3	3	-
Status	ST	1	27	27	8	19
Traffic	T	27	50	50	28	21
Term Parental Rights	TP	2	4	4	2	2
Truancy	TR	3	21	21	3	18
Voluntary Continuing Services Agreement	VA	1	1	1	1	-
<b>Juvenile Total</b>		<b>382</b>	<b>869</b>	<b>869</b>	<b>387</b>	<b>477</b>

<b>Charlotte Totals</b>		<b>804</b>	<b>1,868</b>	<b>1,868</b>	<b>820</b>	<b>1,042</b>
-------------------------	--	------------	--------------	--------------	------------	--------------





# CASELOAD STATISTICS OF THE JUVENILE & DOMESTIC RELATIONS COURTS

January 2017 thru December 2017

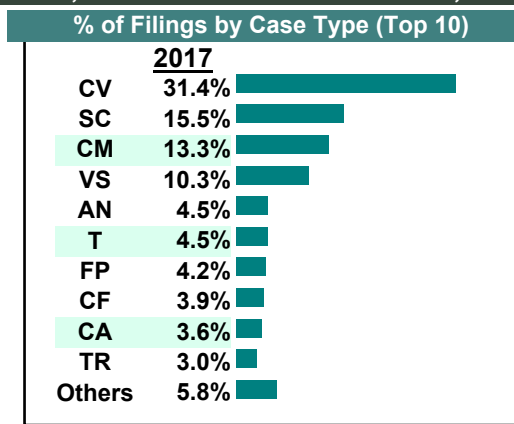
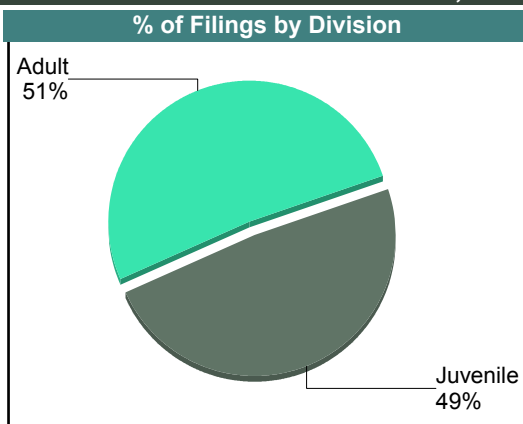
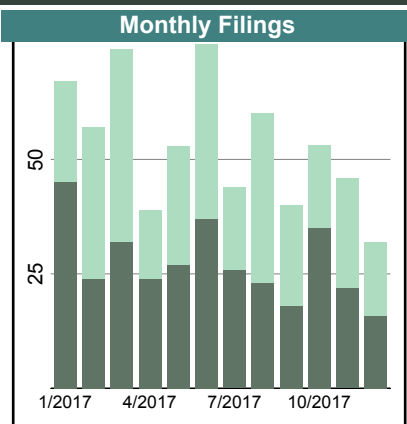
Cumberland

District: 10

		<u>Filings</u>	<u>Hearings</u>	<u>Transactions</u>	<u>Concluded</u>	<u>Cont</u>
<b>Adult</b>						
Non-Family Abuse Prot Order	AP	2	2	2	2	-
Capias	CA	20	59	59	16	43
Felony	CF	25	65	65	32	33
Misdemeanor	CM	85	270	270	85	184
Family Abuse - Prot Order	FP	27	38	38	26	12
Motion - Prot Order	MP	2	3	3	1	2
Violation of PO	PV	3	3	3	3	-
Show Cause	SC	99	317	317	100	217
Civil Support	VS	66	146	146	71	75
<b>Adult Total</b>		<b>329</b>	<b>903</b>	<b>903</b>	<b>336</b>	<b>566</b>

<b>Juvenile</b>						
Abuse or Neglect	AN	29	85	85	30	55
Non-Family Abuse Prot Order	AP	1	4	4	1	3
Capias	CA	3	14	14	2	12
Custody Relief	CR	0	3	3	0	3
Child in Need of Services	CS	0	5	5	1	4
Custody Visitation	CV	201	452	452	183	269
Felony	DF	2	10	10	4	6
Misdemeanor	DM	14	55	55	27	28
Foster Care Review	FC	2	2	2	1	1
Initial Foster Care	IF	3	8	8	1	7
Permanency	PH	2	5	5	0	5
Petition	PT	2	6	6	4	2
Status	ST	4	9	9	2	7
Traffic	T	29	59	61	29	32
Truancy	TR	19	85	85	19	65
<b>Juvenile Total</b>		<b>311</b>	<b>802</b>	<b>804</b>	<b>304</b>	<b>499</b>

<b>Cumberland Totals</b>		<b>640</b>	<b>1,705</b>	<b>1,707</b>	<b>640</b>	<b>1,065</b>
--------------------------	--	------------	--------------	--------------	------------	--------------



# CASELOAD STATISTICS OF THE JUVENILE & DOMESTIC RELATIONS COURTS

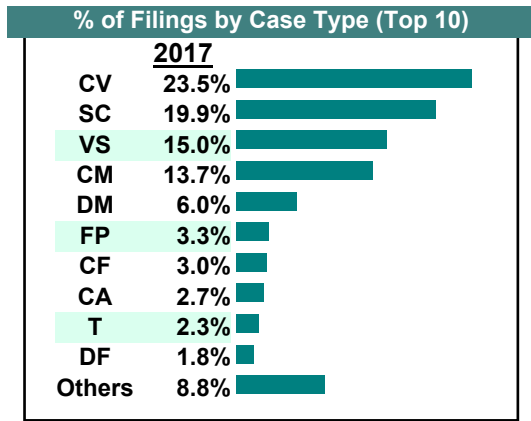
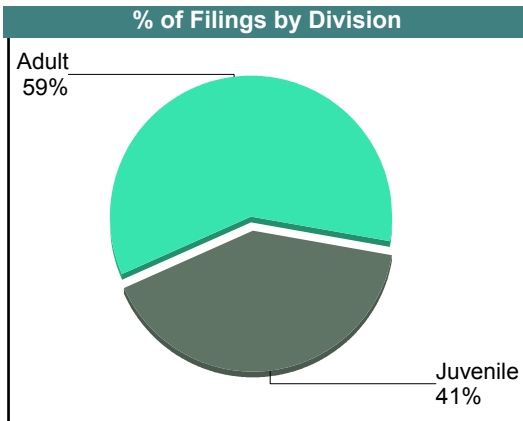
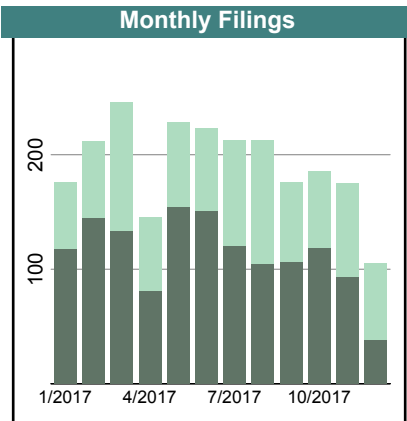
January 2017 thru December 2017

**Halifax**  
District: 10

		<u>Filings</u>	<u>Hearings</u>	<u>Transactions</u>	<u>Concluded</u>	<u>Cont</u>
<b><u>Adult</u></b>						
Non-Family Abuse Prot Order	AP	4	13	13	4	9
Bond Forfeiture	BF	2	4	4	2	2
Capias	CA	63	223	223	76	147
Felony	CF	69	210	210	67	143
Misdemeanor	CM	314	914	914	303	611
Family Abuse - Prot Order	FP	72	181	181	71	109
Motion - Prot Order	MP	13	14	14	13	1
Other	OT	1	1	1	1	-
Violation of PO	PV	5	6	6	5	1
Remand Support	RS	13	13	13	13	-
Show Cause	SC	455	1,317	1,317	443	872
SL/Other	SL	10	10	10	8	1
Civil Support	VS	345	638	638	361	275
<b>Adult Total</b>		<b>1,366</b>	<b>3,544</b>	<b>3,544</b>	<b>1,367</b>	<b>2,171</b>

<b><u>Juvenile</u></b>						
Abuse or Neglect	AN	24	98	98	19	79
Non-Family Abuse Prot Order	AP	7	16	16	5	11
Custody Relief	CR	0	4	4	0	4
Custody Visitation	CV	541	1,056	1,056	541	513
Felony	DF	41	265	265	35	228
Misdemeanor	DM	139	551	551	145	405
Foster Care Review	FC	18	22	22	20	2
Family Abuse - Prot Order	FP	3	7	7	1	6
Initial Foster Care	IF	10	12	12	10	2
Motion - Prot Order	MP	8	10	10	8	2
Permanency	PH	31	32	32	31	1
Petition	PT	15	26	26	12	14
Remand Custody	RC	23	23	23	23	-
RR	RR	0	4	4	4	-
Show Cause	SC	2	3	3	2	1
Status	ST	11	35	35	7	27
Traffic	T	52	94	94	51	42
Term Parental Rights	TP	6	13	13	7	6
Truancy	TR	1	13	13	4	9
<b>Juvenile Total</b>		<b>932</b>	<b>2,284</b>	<b>2,284</b>	<b>925</b>	<b>1,352</b>

<b>Halifax Totals</b>		<b>2,298</b>	<b>5,828</b>	<b>5,828</b>	<b>2,292</b>	<b>3,523</b>
-----------------------	--	--------------	--------------	--------------	--------------	--------------



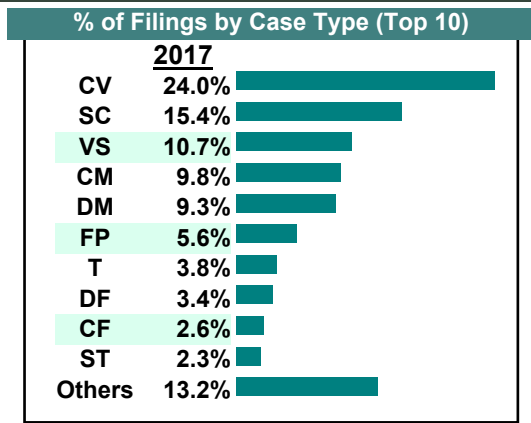
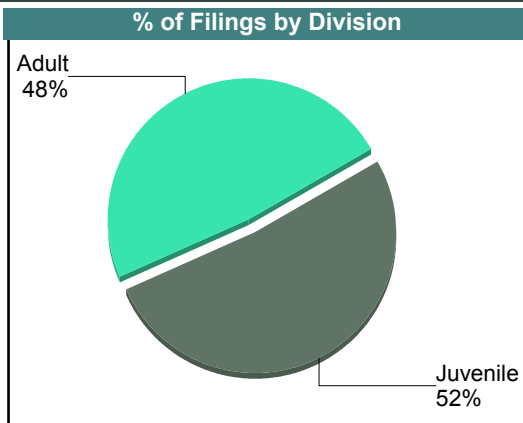
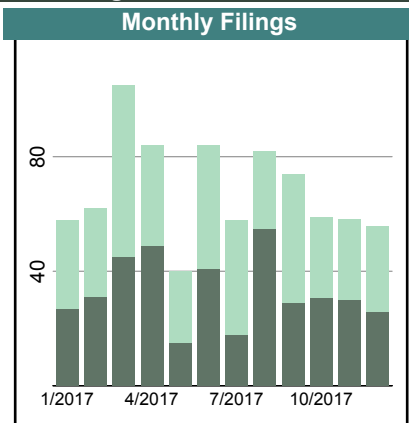
# CASELOAD STATISTICS OF THE JUVENILE & DOMESTIC RELATIONS COURTS

January 2017 thru December 2017

**Lunenburg**

District: 10

		<u>Filings</u>	<u>Hearings</u>	<u>Transactions</u>	<u>Concluded</u>	<u>Cont</u>
<b>Adult</b>						
Bond Forfeiture	BF	0	1	1	1	-
Capias	CA	15	52	52	14	38
Felony	CF	21	49	49	16	33
Misdemeanor	CM	80	232	232	84	148
Crim Support	CS	14	17	17	14	3
Family Abuse - Prot Order	FP	45	102	102	44	58
Motion - Prot Order	MP	9	9	9	9	-
Remand Support	RS	1	1	1	1	-
Show Cause	SC	121	246	246	110	136
SL/Other	SL	3	3	3	3	-
Civil Support	VS	88	189	189	88	100
<b>Adult Total</b>		<b>397</b>	<b>901</b>	<b>901</b>	<b>384</b>	<b>516</b>
<b>Juvenile</b>						
Abuse or Neglect	AN	9	25	25	11	14
Non-Family Abuse Prot Order	AP	1	2	2	2	-
Child in Need of Services	CS	3	37	37	6	31
Custody Visitation	CV	197	383	383	200	183
Felony	DF	28	108	108	33	75
Misdemeanor	DM	76	221	221	78	143
Foster Care Review	FC	4	6	6	6	-
Family Abuse - Prot Order	FP	1	1	1	1	-
Initial Foster Care	IF	2	2	2	2	-
Juv Support	JS	1	1	1	0	1
Motion - Prot Order	MP	9	9	9	9	-
Permanency	PH	15	15	15	15	-
Petition	PT	4	14	14	5	9
Remand Custody	RC	3	3	3	3	-
Child at Risk	RI	1	3	3	1	2
Show Cause	SC	5	15	15	4	11
Status	ST	19	58	58	22	36
Traffic	T	31	60	60	41	19
Term Parental Rights	TP	6	6	6	6	-
Truancy	TR	6	39	39	7	32
Voluntary Continuing Services Agreement	VA	2	5	5	0	5
<b>Juvenile Total</b>		<b>423</b>	<b>1,013</b>	<b>1,013</b>	<b>452</b>	<b>561</b>
<b>Lunenburg Totals</b>		<b>820</b>	<b>1,914</b>	<b>1,914</b>	<b>836</b>	<b>1,077</b>



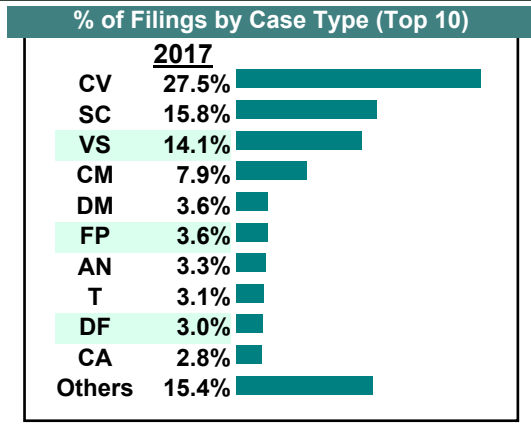
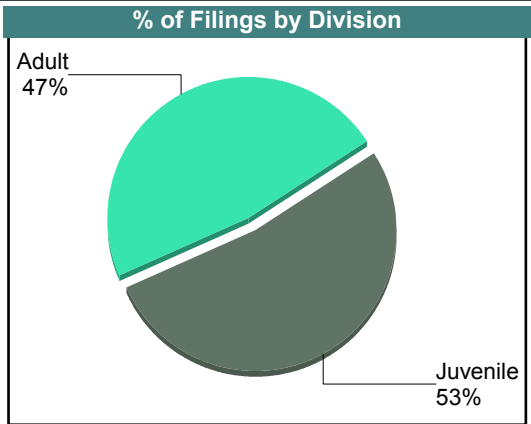
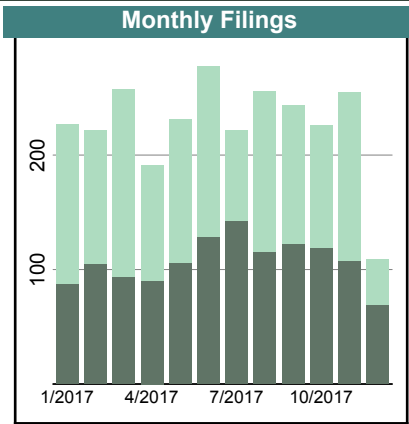
# CASELOAD STATISTICS OF THE JUVENILE & DOMESTIC RELATIONS COURTS

January 2017 thru December 2017

**Mecklenburg**

District: 10

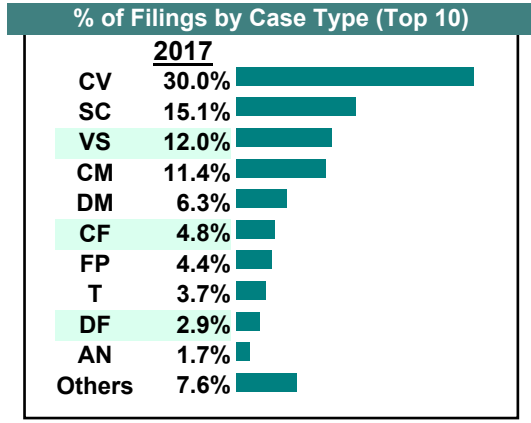
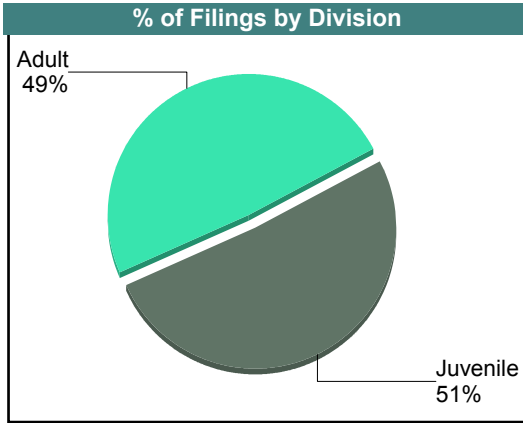
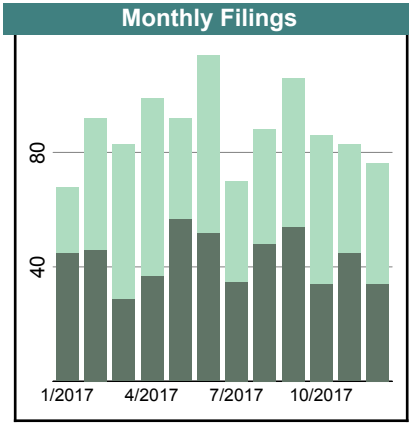
		<u>Filings</u>	<u>Hearings</u>	<u>Transactions</u>	<u>Concluded</u>	<u>Cont</u>
<b>Adult</b>						
Non-Family Abuse Prot Order	AP	5	10	10	5	5
Capias	CA	77	187	187	82	105
Felony	CF	48	135	135	44	91
Misdemeanor	CM	215	636	636	193	443
Family Abuse - Prot Order	FP	97	217	217	94	123
Motion - Prot Order	MP	11	13	13	11	2
Other	OT	1	1	1	1	-
Violation of PO	PV	1	1	1	1	-
Remand Support	RS	10	11	11	11	-
Show Cause	SC	429	1,265	1,265	435	830
SL/Other	SL	12	17	17	12	5
Civil Support	VS	384	729	729	387	341
<b>Adult Total</b>		<b>1,290</b>	<b>3,222</b>	<b>3,222</b>	<b>1,276</b>	<b>1,945</b>
<b>Juvenile</b>						
Abuse or Neglect	AN	90	360	360	86	274
Non-Family Abuse Prot Order	AP	11	28	28	12	16
Custody Relief	CR	3	7	7	4	3
Child in Need of Services	CS	5	37	37	10	27
Custody Visitation	CV	747	1,754	1,754	716	1,036
Felony	DF	81	362	362	82	280
Misdemeanor	DM	97	382	382	108	274
Entrustment	ET	1	1	1	1	-
Foster Care Review	FC	16	16	16	16	-
Initial Foster Care	IF	25	25	25	25	-
Motion - Prot Order	MP	40	69	69	41	28
Protective Order	PC	1	1	1	1	-
Permanency	PH	32	32	32	32	-
Petition	PT	65	95	95	59	36
Remand Custody	RC	24	24	24	24	-
Child at Risk	RI	53	231	231	49	182
Remand Visitation	RV	20	20	20	20	-
Show Cause	SC	1	7	7	0	7
Status	ST	20	83	83	20	63
Traffic	T	83	142	142	71	71
Term Parental Rights	TP	9	15	15	10	5
Truancy	TR	5	25	25	4	21
<b>Juvenile Total</b>		<b>1,429</b>	<b>3,716</b>	<b>3,716</b>	<b>1,391</b>	<b>2,323</b>
<b>Mecklenburg Totals</b>		<b>2,719</b>	<b>6,938</b>	<b>6,938</b>	<b>2,667</b>	<b>4,268</b>



		Filings	Hearings	Transactions	Concluded	Cont
<b>Adult</b>						
Non-Family Abuse Prot Order	AP	2	4	4	2	2
Capias	CA	13	42	42	15	27
Felony	CF	51	157	158	49	107
Misdemeanor	CM	120	404	404	143	260
Family Abuse - Prot Order	FP	47	93	93	47	45
Motion - Prot Order	MP	3	5	5	3	2
Other	OT	1	5	5	2	3
Remand Support	RS	1	1	1	1	-
Show Cause	SC	147	396	396	113	281
SL/Other	SL	4	4	4	4	-
Civil Support	VS	127	363	363	138	224
<b>Adult Total</b>		<b>516</b>	<b>1,474</b>	<b>1,475</b>	<b>517</b>	<b>951</b>

<b>Juvenile</b>						
Abuse or Neglect	AN	18	51	51	13	38
Non-Family Abuse Prot Order	AP	3	11	11	3	8
Child in Need of Services	CS	3	15	15	3	12
Custody Visitation	CV	317	747	747	376	367
Felony	DF	31	120	120	52	68
Misdemeanor	DM	67	196	196	82	114
Foster Care Review	FC	15	17	17	15	2
Initial Foster Care	IF	4	4	4	4	-
Motion - Prot Order	MP	3	6	6	3	3
Permanency	PH	2	3	3	2	1
Violation Fam Abuse PO	PS	1	2	2	1	1
Petition	PT	6	11	11	5	6
Remand Custody	RC	5	5	5	5	-
Child at Risk	RI	1	4	4	1	3
Show Cause	SC	13	78	78	24	54
Status	ST	8	14	14	7	7
Traffic	T	39	64	64	36	28
Truancy	TR	4	16	16	2	14
Voluntary Continuing Services Agreement	VA	1	1	1	1	-
<b>Juvenile Total</b>		<b>541</b>	<b>1,365</b>	<b>1,365</b>	<b>635</b>	<b>726</b>

<b>Prince Edward Totals</b>		<b>1,057</b>	<b>2,839</b>	<b>2,840</b>	<b>1,152</b>	<b>1,677</b>
-----------------------------	--	--------------	--------------	--------------	--------------	--------------



Filings by Court & Division

	Appomattox	Buckingham	Charlotte	Cumberland	Halifax	Lunenburg	Mecklenburg	Prince Edward	Total
<b>A</b> Show Cause	96 6%	139 9%	110 7%	99 6%	455 29%	121 8%	429 27%	147 9%	1,596
Civil Support	143 11%	104 8%	86 6%	66 5%	345 26%	88 7%	384 29%	127 9%	1,343
Adult Misdemeanor	85 8%	110 10%	110 10%	85 8%	314 28%	80 7%	215 19%	120 11%	1,119
Family Abuse - Prot Order	51 12%	45 11%	25 6%	27 7%	72 18%	45 11%	97 24%	47 11%	409
Adult Felony	19 6%	34 10%	58 18%	25 8%	69 21%	21 6%	48 15%	51 16%	325
Capias	9 4%	8 4%	17 8%	20 9%	63 28%	15 7%	77 35%	13 6%	222
Motion - Prot Order	10 18%	3 5%	4 7%	2 4%	13 24%	9 16%	11 20%	3 5%	55
SL/Other	4 11%	2 5%	2 5%	- 0%	10 27%	3 8%	12 32%	4 11%	37
Remand Support	- 0%	- 0%	5 17%	- 0%	13 43%	1 3%	10 33%	1 3%	30
Non-Family Abuse Prot Order	2 12%	- 0%	2 12%	2 12%	4 24%	- 0%	5 29%	2 12%	17
Criminal Support	- 0%	- 0%	- 0%	- 0%	- 0%	14 100%	- 0%	- 0%	14
Violation of PO	- 0%	- 0%	- 0%	3 33%	5 56%	- 0%	1 11%	- 0%	9
Protective Order	- 0%	7 100%	- 0%	- 0%	- 0%	- 0%	- 0%	- 0%	7
Other	1 17%	- 0%	2 33%	- 0%	1 17%	- 0%	1 17%	1 17%	6
Bond Forfeiture	- 0%	- 0%	1 33%	- 0%	2 67%	- 0%	- 0%	- 0%	3
<b>Total</b>	420 8%	452 9%	422 8%	329 6%	1,366 26%	397 8%	1,290 25%	516 10%	5,192
<b>J</b> Custody Visitation	425 14%	359 12%	204 7%	201 7%	541 18%	197 7%	747 25%	317 11%	2,991
Delinquency	69 10%	41 6%	35 5%	16 2%	180 25%	104 14%	178 25%	98 14%	721
Traffic	16 5%	31 10%	27 9%	29 9%	52 17%	31 10%	83 27%	39 13%	308
Abuse or Neglect	17 7%	17 7%	25 11%	29 13%	24 10%	9 4%	90 39%	18 8%	229
Permanency	13 11%	10 9%	11 9%	2 2%	31 27%	15 13%	32 28%	2 2%	116
Foster Care Review	21 18%	6 5%	33 29%	2 2%	18 16%	4 3%	16 14%	15 13%	115
Paternity	2 2%	7 7%	- 0%	2 2%	15 15%	4 4%	65 64%	6 6%	101
Initial Foster Care	21 21%	13 13%	20 20%	3 3%	10 10%	2 2%	25 26%	4 4%	98

	Appomattox	Buckingham	Charlotte	Cumberland	Halifax	Lunenburg	Mecklenburg	Prince Edward	Total
<b>Status Offense/Other</b>	10 13%	5 6%	1 1%	4 5%	11 14%	19 24%	20 26%	8 10%	<b>78</b>
<b>Remand Custody</b>	1 1%	- 0%	12 18%	- 0%	23 34%	3 4%	24 35%	5 7%	<b>68</b>
<b>Motion - Prot Order</b>	- 0%	1 2%	- 0%	- 0%	8 13%	9 15%	40 66%	3 5%	<b>61</b>
<b>Truancy</b>	17 29%	4 7%	3 5%	19 32%	1 2%	6 10%	5 8%	4 7%	<b>59</b>
<b>Child at Risk</b>	- 0%	- 0%	- 0%	- 0%	- 0%	1 2%	53 96%	1 2%	<b>55</b>
<b>Child in Need of Services</b>	23 47%	15 31%	- 0%	- 0%	- 0%	3 6%	5 10%	3 6%	<b>49</b>
<b>Show Cause</b>	1 3%	15 41%	- 0%	- 0%	2 5%	5 14%	1 3%	13 35%	<b>37</b>
<b>Non-Family Abuse Prot Order</b>	3 9%	3 9%	4 12%	1 3%	7 21%	1 3%	11 33%	3 9%	<b>33</b>
<b>Term Parental Rights</b>	- 0%	5 18%	2 7%	- 0%	6 21%	6 21%	9 32%	- 0%	<b>28</b>
<b>Remand Visitation</b>	- 0%	- 0%	3 13%	- 0%	- 0%	- 0%	20 87%	- 0%	<b>23</b>
<b>Family Abuse - Prot Order</b>	- 0%	4 50%	- 0%	- 0%	3 38%	1 13%	- 0%	- 0%	<b>8</b>
<b>Protective Order</b>	- 0%	5 83%	- 0%	- 0%	- 0%	- 0%	1 17%	- 0%	<b>6</b>
<b>Custody Relief</b>	- 0%	2 40%	- 0%	- 0%	- 0%	- 0%	3 60%	- 0%	<b>5</b>
<b>Entrustment</b>	1 20%	2 40%	1 20%	- 0%	- 0%	- 0%	1 20%	- 0%	<b>5</b>
<b>Capias</b>	1 25%	- 0%	- 0%	3 75%	- 0%	- 0%	- 0%	- 0%	<b>4</b>
<b>Voluntary Continuing</b>	- 0%	- 0%	1 25%	- 0%	- 0%	2 50%	- 0%	1 25%	<b>4</b>
<b>Emancipation</b>	1 100%	- 0%	- 0%	- 0%	- 0%	- 0%	- 0%	- 0%	<b>1</b>
<b>Juv Support</b>	- 0%	- 0%	- 0%	- 0%	- 0%	1 100%	- 0%	- 0%	<b>1</b>
<b>Violation Fam Abuse PO</b>	- 0%	- 0%	- 0%	- 0%	- 0%	- 0%	- 0%	1 100%	<b>1</b>
<b>Restoration of Parental Rights</b>	- 0%	- 0%	- 0%	- 0%	- 0%	- 0%	- 0%	- 0%	<b>0</b>
<b>Total</b>	642 12%	545 10%	382 7%	311 6%	932 18%	423 8%	1,429 27%	541 10%	<b>5,205</b>
<b>Total</b>	1,062 10%	997 10%	804 8%	640 6%	2,298 22%	820 8%	2,719 26%	1,057 10%	<b>10,397</b>

# CASELOAD STATISTICS OF THE JUVENILE & DOMESTIC RELATIONS COURTS

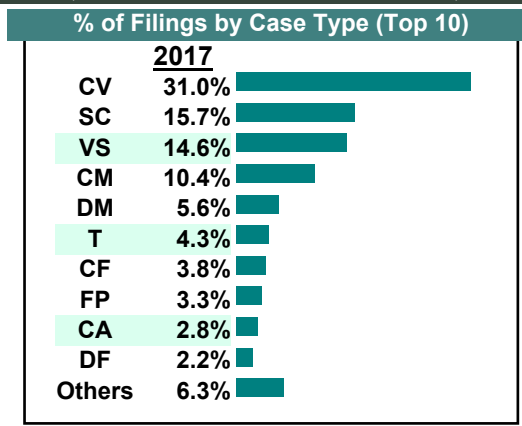
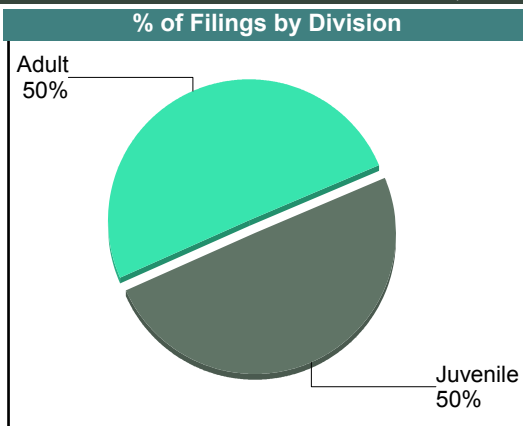
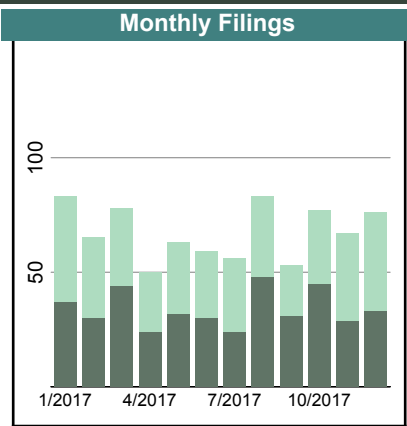
January 2017 thru December 2017

**Amelia**  
District: 11

		<u>Filings</u>	<u>Hearings</u>	<u>Transactions</u>	<u>Concluded</u>	<u>Cont</u>
<b><u>Adult</u></b>						
Capias	CA	23	51	51	23	28
Felony	CF	31	66	66	24	42
Misdemeanor	CM	84	290	290	73	216
Family Abuse - Prot Order	FP	27	53	53	24	29
Motion - Prot Order	MP	5	10	10	9	1
Protective Order	PC	1	1	1	1	-
Remand Support	RS	5	5	5	5	-
Show Cause	SC	113	258	258	99	157
Civil Support	VS	118	206	206	113	91
<b>Adult Total</b>		<b>407</b>	<b>940</b>	<b>940</b>	<b>371</b>	<b>564</b>

<b><u>Juvenile</u></b>						
Abuse or Neglect	AN	8	24	24	5	19
Child in Need of Services	CS	2	14	14	1	12
Custody Visitation	CV	251	475	475	246	225
Felony	DF	18	62	62	15	47
Misdemeanor	DM	45	137	137	49	88
Motion - Prot Order	MP	1	1	1	1	-
Permanency	PH	2	2	2	2	-
Petition	PT	0	1	1	1	-
Remand Custody	RC	14	14	14	14	-
Remand Visitation	RV	1	1	1	1	-
Show Cause	SC	14	34	34	14	20
Status	ST	3	4	4	2	2
Traffic	T	35	64	64	28	36
Truancy	TR	9	40	40	11	29
<b>Juvenile Total</b>		<b>403</b>	<b>873</b>	<b>873</b>	<b>390</b>	<b>478</b>

<b>Amelia Totals</b>		<b>810</b>	<b>1,813</b>	<b>1,813</b>	<b>761</b>	<b>1,042</b>
----------------------	--	------------	--------------	--------------	------------	--------------





**CASELOAD STATISTICS OF THE JUVENILE & DOMESTIC RELATIONS COURTS**

January 2017 thru December 2017

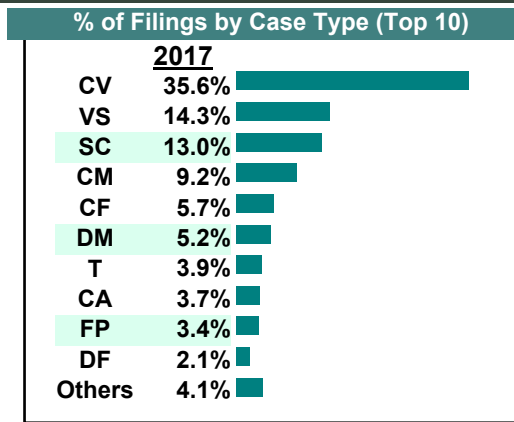
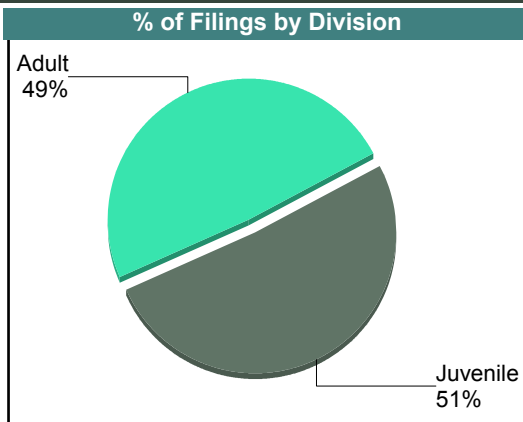
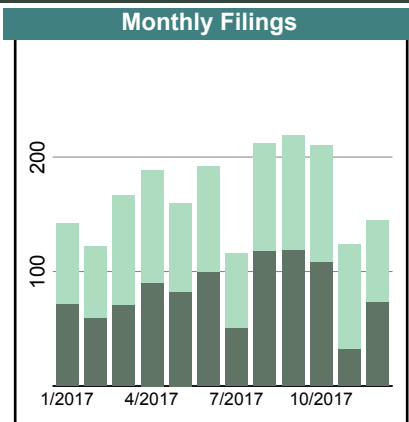
**Dinwiddie**

District: 11

		<u>Filings</u>	<u>Hearings</u>	<u>Transactions</u>	<u>Concluded</u>	<u>Cont</u>
<b><u>Adult</u></b>						
Non-Family Abuse Prot Order	AP	4	4	4	4	-
Bond Forfeiture	BF	4	7	7	4	3
Capias	CA	73	277	277	102	175
Felony	CF	114	410	410	119	291
Misdemeanor	CM	183	698	698	189	509
Family Abuse - Prot Order	FP	68	153	153	66	87
Motion - Prot Order	MP	6	9	9	6	3
Other	OT	1	1	1	1	-
Protective Order	PC	2	2	2	2	-
Remand Support	RS	1	1	1	1	-
Show Cause	SC	237	632	632	252	380
SL/Other	SL	1	2	2	2	-
Civil Support	VS	285	482	482	288	193
<b>Adult Total</b>		<b>979</b>	<b>2,678</b>	<b>2,678</b>	<b>1,036</b>	<b>1,641</b>

<b><u>Juvenile</u></b>						
Abuse or Neglect	AN	15	64	64	19	45
Non-Family Abuse Prot Order	AP	3	3	3	3	-
Child in Need of Services	CS	4	22	22	5	17
Custody Visitation	CV	710	1,504	1,504	665	837
Felony	DF	42	140	140	26	114
Misdemeanor	DM	104	293	293	94	199
Foster Care Review	FC	20	29	29	22	7
Permanency	PH	2	3	3	1	2
Petition	PT	5	11	11	8	3
Show Cause	SC	23	48	48	22	26
Status	ST	4	8	8	3	5
Traffic	T	77	137	137	69	68
Term Parental Rights	TP	3	12	12	9	3
Truancy	TR	5	14	14	3	11
Voluntary Continuing Services Agreement	VA	1	1	1	1	-
<b>Juvenile Total</b>		<b>1,018</b>	<b>2,289</b>	<b>2,289</b>	<b>950</b>	<b>1,337</b>

<b>Dinwiddie Totals</b>		<b>1,997</b>	<b>4,967</b>	<b>4,967</b>	<b>1,986</b>	<b>2,978</b>
-------------------------	--	--------------	--------------	--------------	--------------	--------------



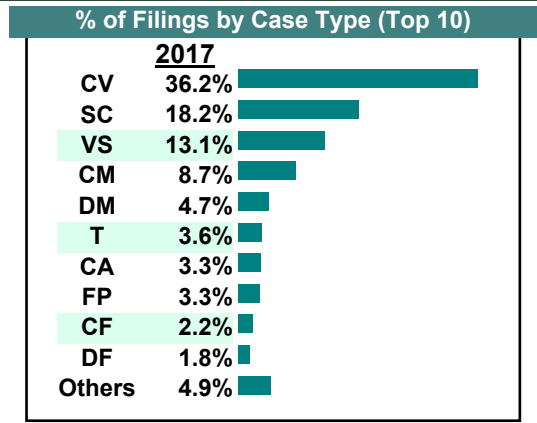
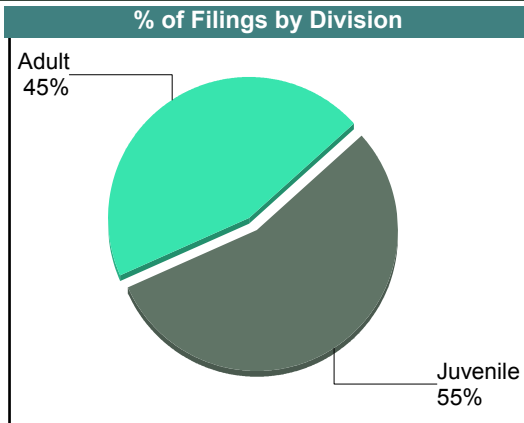
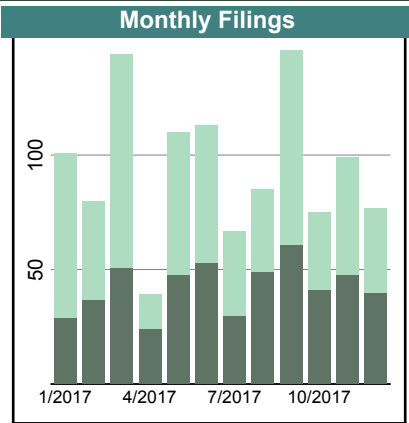
# CASELOAD STATISTICS OF THE JUVENILE & DOMESTIC RELATIONS COURTS

January 2017 thru December 2017

**Nottoway**

District: 11

		<u>Filings</u>	<u>Hearings</u>	<u>Transactions</u>	<u>Concluded</u>	<u>Cont</u>
<b><u>Adult</u></b>						
Capias	CA	38	118	118	46	72
Felony	CF	25	83	83	30	53
Misdemeanor	CM	99	379	379	96	283
Family Abuse - Prot Order	FP	37	81	81	38	43
Motion - Prot Order	MP	1	2	2	1	1
Other	OT	5	5	5	5	-
Remand Support	RS	1	1	1	1	-
Show Cause	SC	156	424	424	145	279
Civil Support	VS	149	262	262	133	129
<b>Adult Total</b>		<b>511</b>	<b>1,355</b>	<b>1,355</b>	<b>495</b>	<b>860</b>
<b><u>Juvenile</u></b>						
Abuse or Neglect	AN	0	8	8	4	4
Custody Relief	CR	6	19	19	6	13
Child in Need of Services	CS	2	19	19	8	11
Custody Visitation	CV	411	1,056	1,056	365	691
Felony	DF	20	82	82	25	57
Misdemeanor	DM	53	166	166	64	102
Foster Care Review	FC	3	3	3	3	-
Initial Foster Care	IF	5	5	5	5	-
Permanency	PH	1	1	1	1	-
Petition	PT	6	9	9	4	5
Remand Custody	RC	2	2	2	2	-
Show Cause	SC	51	128	128	57	71
Status	ST	10	22	22	7	15
Traffic	T	41	70	73	33	40
Term Parental Rights	TP	3	3	3	3	-
Truancy	TR	11	39	39	12	27
<b>Juvenile Total</b>		<b>625</b>	<b>1,632</b>	<b>1,635</b>	<b>599</b>	<b>1,036</b>
<b>Nottoway Totals</b>		<b>1,136</b>	<b>2,987</b>	<b>2,990</b>	<b>1,094</b>	<b>1,896</b>



# CASELOAD STATISTICS OF THE JUVENILE & DOMESTIC RELATIONS COURTS

January 2017 thru December 2017

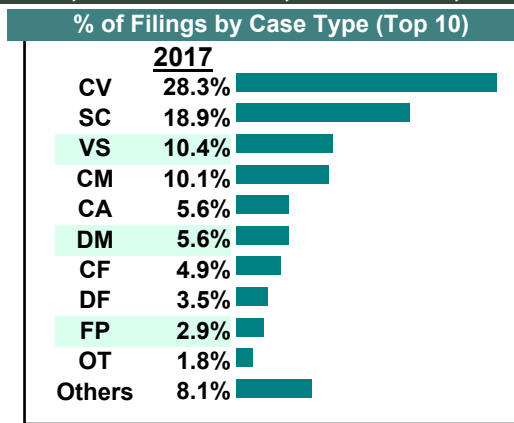
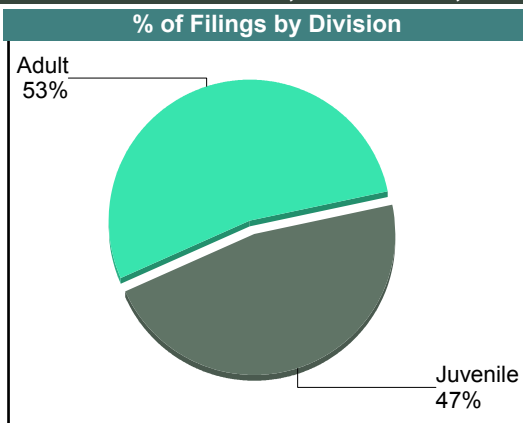
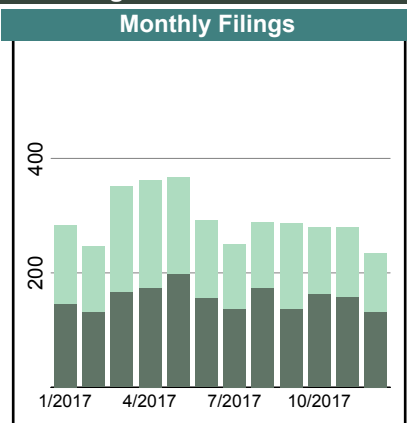
Petersburg

District: 11

		<u>Filings</u>	<u>Hearings</u>	<u>Transactions</u>	<u>Concluded</u>	<u>Cont</u>
<b>Adult</b>						
Non-Family Abuse Prot Order	AP	7	13	13	2	11
Bond Forfeiture	BF	1	1	1	1	-
Capias	CA	198	582	582	298	284
Felony	CF	171	650	650	175	475
Misdemeanor	CM	354	1,113	1,113	351	761
Family Abuse - Prot Order	FP	101	240	240	103	137
Motion - Prot Order	MP	5	5	5	5	-
Other	OT	63	100	100	69	31
Violation of PO	PV	9	9	9	9	-
Remand Support	RS	1	1	1	1	-
Show Cause	SC	598	1,662	1,662	660	1,002
SL/Other	SL	5	11	11	6	5
Civil Support	VS	367	608	608	357	251
<b>Adult Total</b>		<b>1,880</b>	<b>4,995</b>	<b>4,995</b>	<b>2,037</b>	<b>2,957</b>

<b>Juvenile</b>						
Abuse or Neglect	AN	19	69	69	17	52
Non-Family Abuse Prot Order	AP	38	75	75	38	37
Custody Relief	CR	0	1	1	1	-
Child in Need of Services	CS	9	23	23	10	13
Custody Visitation	CV	995	1,544	1,544	956	588
Felony	DF	122	502	502	121	381
Misdemeanor	DM	198	639	639	199	440
Foster Care Review	FC	23	23	23	23	-
Family Abuse - Prot Order	FP	2	3	3	2	1
Initial Foster Care	IF	15	15	15	15	-
Permanency	PH	34	36	36	34	2
Petition	PT	6	15	15	6	9
Remand Custody	RC	3	3	3	3	-
Remand Visitation	RV	3	3	3	3	-
Show Cause	SC	66	170	170	59	111
Status	ST	13	31	31	15	16
Traffic	T	44	62	66	39	27
Term Parental Rights	TP	8	25	25	20	5
Truancy	TR	41	79	79	46	33
Voluntary Continuing Services Agreement	VA	2	2	2	2	-
<b>Juvenile Total</b>		<b>1,641</b>	<b>3,320</b>	<b>3,324</b>	<b>1,609</b>	<b>1,715</b>

<b>Petersburg Totals</b>		<b>3,521</b>	<b>8,315</b>	<b>8,319</b>	<b>3,646</b>	<b>4,672</b>
--------------------------	--	--------------	--------------	--------------	--------------	--------------



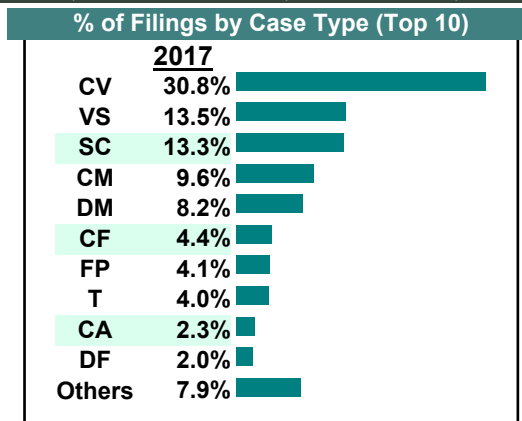
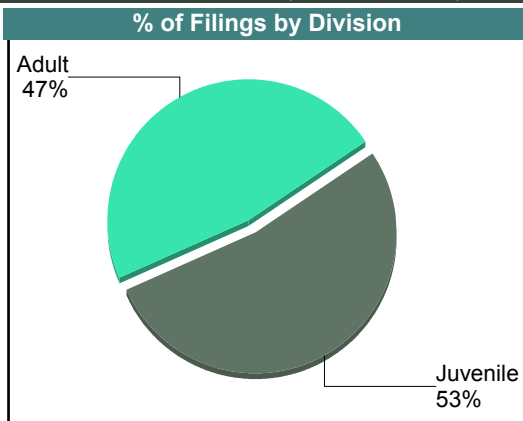
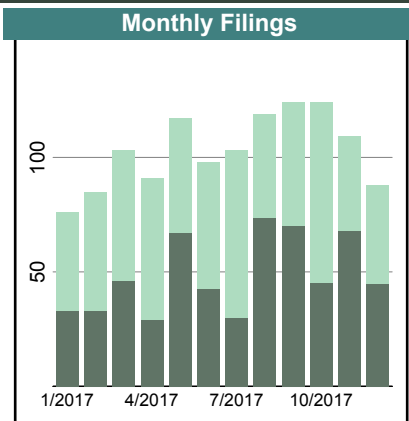
**CASELOAD STATISTICS OF THE JUVENILE & DOMESTIC RELATIONS COURTS**

January 2017 thru December 2017

**Powhatan**

District: 11

		<u>Filings</u>	<u>Hearings</u>	<u>Transactions</u>	<u>Concluded</u>	<u>Cont</u>
<b><u>Adult</u></b>						
Non-Family Abuse Prot Order	AP	2	2	2	2	-
Capias	CA	28	100	100	31	69
Felony	CF	54	172	172	60	112
Misdemeanor	CM	119	487	487	103	384
Family Abuse - Prot Order	FP	51	104	104	49	55
Motion - Prot Order	MP	6	9	9	7	2
Other	OT	1	2	2	1	1
Remand Support	RS	7	9	9	7	2
Show Cause	SC	146	377	377	139	238
SL/Other	SL	2	2	2	2	-
Civil Support	VS	167	316	316	163	153
<b>Adult Total</b>		<b>583</b>	<b>1,580</b>	<b>1,580</b>	<b>564</b>	<b>1,016</b>
<b><u>Juvenile</u></b>						
Abuse or Neglect	AN	4	15	15	4	11
Non-Family Abuse Prot Order	AP	1	1	1	1	-
Child in Need of Services	CS	7	54	54	5	49
Custody Visitation	CV	381	1,004	1,004	368	636
Felony	DF	25	65	65	13	52
Misdemeanor	DM	101	307	307	93	214
Foster Care Review	FC	7	8	8	7	1
Permanency	PH	9	12	12	11	1
Petition	PT	1	2	2	1	1
Remand Custody	RC	4	4	4	4	-
Remand Visitation	RV	3	3	3	3	-
Show Cause	SC	18	37	37	16	21
Status	ST	13	30	30	13	17
Traffic	T	49	94	97	52	45
Term Parental Rights	TP	12	18	18	12	6
Truancy	TR	19	55	55	11	44
<b>Juvenile Total</b>		<b>654</b>	<b>1,709</b>	<b>1,712</b>	<b>614</b>	<b>1,098</b>
<b>Powhatan Totals</b>		<b>1,237</b>	<b>3,289</b>	<b>3,292</b>	<b>1,178</b>	<b>2,114</b>



Filings by Court & Division

	Amelia	Dinwiddie	Nottoway	Petersburg	Powhatan	Total
<b>A Show Cause</b>	113 9%	237 19%	156 12%	598 48%	146 12%	<b>1,250</b>
<b>Civil Support</b>	118 11%	285 26%	149 14%	367 34%	167 15%	<b>1,086</b>
<b>Adult Misdemeanor</b>	84 10%	183 22%	99 12%	354 42%	119 14%	<b>839</b>
<b>Adult Felony</b>	31 8%	114 29%	25 6%	171 43%	54 14%	<b>395</b>
<b>Capias</b>	23 6%	73 20%	38 11%	198 55%	28 8%	<b>360</b>
<b>Family Abuse - Prot Order</b>	27 10%	68 24%	37 13%	101 36%	51 18%	<b>284</b>
<b>Other</b>	- 0%	1 1%	5 7%	63 90%	1 1%	<b>70</b>
<b>Motion - Prot Order</b>	5 22%	6 26%	1 4%	5 22%	6 26%	<b>23</b>
<b>Remand Support</b>	5 33%	1 7%	1 7%	1 7%	7 47%	<b>15</b>
<b>Non-Family Abuse Prot Order</b>	- 0%	4 31%	- 0%	7 54%	2 15%	<b>13</b>
<b>Violation of PO</b>	- 0%	- 0%	- 0%	9 100%	- 0%	<b>9</b>
<b>SL/Other</b>	- 0%	1 13%	- 0%	5 63%	2 25%	<b>8</b>
<b>Bond Forfeiture</b>	- 0%	4 80%	- 0%	1 20%	- 0%	<b>5</b>
<b>Protective Order</b>	1 33%	2 67%	- 0%	- 0%	- 0%	<b>3</b>
<b>Total</b>	<b>407</b> 9%	<b>979</b> 22%	<b>511</b> 12%	<b>1,880</b> 43%	<b>583</b> 13%	<b>4,360</b>
<b>J Custody Visitation</b>	251 9%	710 26%	411 15%	995 36%	381 14%	<b>2,748</b>
<b>Delinquency</b>	63 9%	146 20%	73 10%	320 44%	126 17%	<b>728</b>
<b>Traffic</b>	35 14%	77 31%	41 17%	44 18%	49 20%	<b>246</b>
<b>Show Cause</b>	14 8%	23 13%	51 30%	66 38%	18 10%	<b>172</b>
<b>Truancy</b>	9 11%	5 6%	11 13%	41 48%	19 22%	<b>85</b>
<b>Foster Care Review</b>	- 0%	20 38%	3 6%	23 43%	7 13%	<b>53</b>
<b>Permanency</b>	2 4%	2 4%	1 2%	34 71%	9 19%	<b>48</b>
<b>Abuse or Neglect</b>	8 17%	15 33%	- 0%	19 41%	4 9%	<b>46</b>
<b>Status Offense/Other</b>	3 7%	4 9%	10 23%	13 30%	13 30%	<b>43</b>

	Amelia	Dinwiddie	Nottoway	Petersburg	Powhatan	Total
<b>J Non-Family Abuse Prot Order</b>	-	3	-	38	1	<b>42</b>
	0%	7%	0%	90%	2%	
<b>Term Parental Rights</b>	-	3	3	8	12	<b>26</b>
	0%	12%	12%	31%	46%	
<b>Child in Need of Services</b>	2	4	2	9	7	<b>24</b>
	8%	17%	8%	38%	29%	
<b>Remand Custody</b>	14	-	2	3	4	<b>23</b>
	61%	0%	9%	13%	17%	
<b>Initial Foster Care</b>	-	-	5	15	-	<b>20</b>
	0%	0%	25%	75%	0%	
<b>Paternity</b>	-	5	6	6	1	<b>18</b>
	0%	28%	33%	33%	6%	
<b>Remand Visitation</b>	1	-	-	3	3	<b>7</b>
	14%	0%	0%	43%	43%	
<b>Custody Relief</b>	-	-	6	-	-	<b>6</b>
	0%	0%	100%	0%	0%	
<b>Voluntary Continuing</b>	-	1	-	2	-	<b>3</b>
	0%	33%	0%	67%	0%	
<b>Family Abuse - Prot Order</b>	-	-	-	2	-	<b>2</b>
	0%	0%	0%	100%	0%	
<b>Motion - Prot Order</b>	1	-	-	-	-	<b>1</b>
	100%	0%	0%	0%	0%	
<b>Total</b>	<b>403</b>	<b>1,018</b>	<b>625</b>	<b>1,641</b>	<b>654</b>	<b>4,341</b>
	9%	23%	14%	38%	15%	
<b>Total</b>	<b>810</b>	<b>1,997</b>	<b>1,136</b>	<b>3,521</b>	<b>1,237</b>	<b>8,701</b>
	9%	23%	13%	40%	14%	

# CASELOAD STATISTICS OF THE JUVENILE & DOMESTIC RELATIONS COURTS

January 2017 thru December 2017

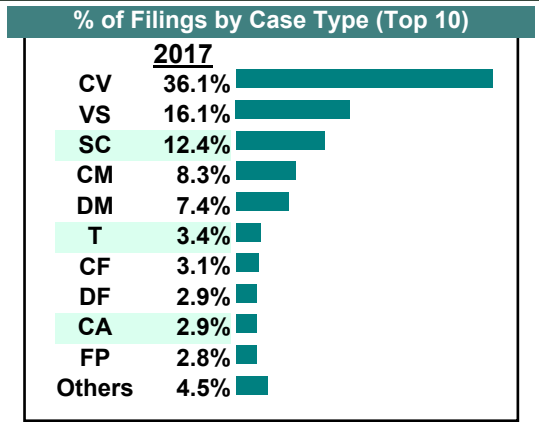
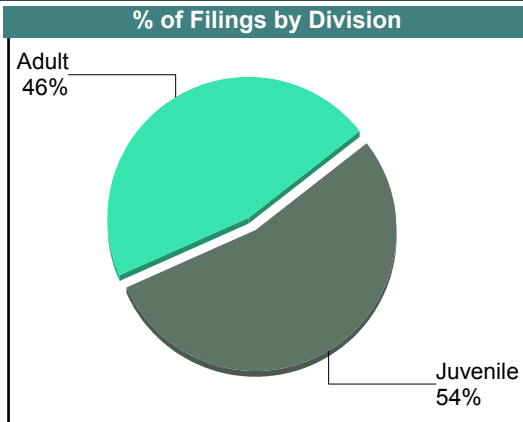
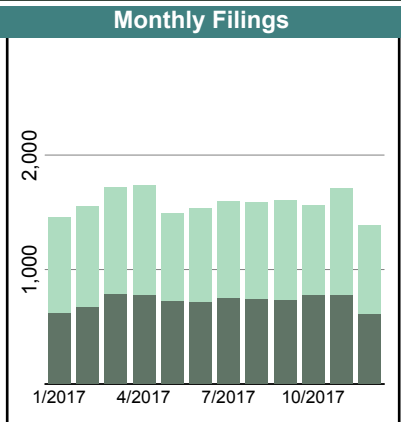
Chesterfield

District: 12

		<u>Filings</u>	<u>Hearings</u>	<u>Transactions</u>	<u>Concluded</u>	<u>Cont</u>
<b>Adult</b>						
Non-Family Abuse Prot Order	AP	26	51	51	27	24
Bond Forfeiture	BF	4	9	9	4	5
Capias	CA	520	1,437	1,437	635	802
Felony	CF	588	1,876	1,876	588	1,288
Misdemeanor	CM	1,579	4,583	4,583	1,638	2,945
Family Abuse - Prot Order	FP	536	1,123	1,123	534	589
Motion - Prot Order	MP	76	93	93	75	18
Other	OT	2	3	3	2	1
Violation Fam Abuse PO	PS	1	1	1	1	-
Violation of PO	PV	30	30	30	30	-
Restricted O/L	RL	1	1	1	1	-
Remand Support	RS	32	33	33	33	-
Show Cause	SC	2,283	6,639	6,639	2,415	4,218
SL/Other	SL	11	14	14	12	2
Civil Support	VS	3,047	5,256	5,256	3,071	2,179
<b>Adult Total</b>		<b>8,736</b>	<b>21,149</b>	<b>21,149</b>	<b>9,066</b>	<b>12,071</b>

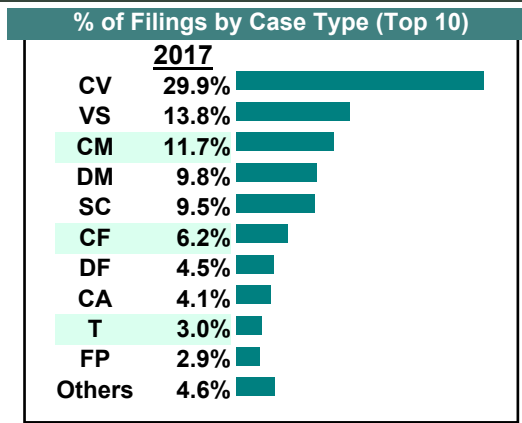
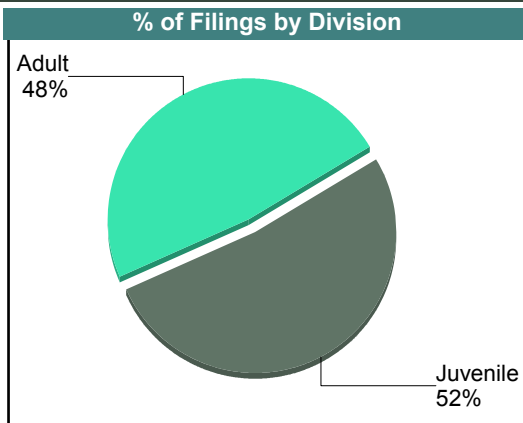
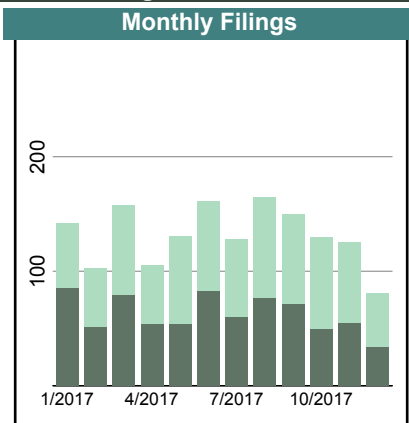
<b>Juvenile</b>						
Abuse or Neglect	AN	65	280	280	71	209
Non-Family Abuse Prot Order	AP	10	18	18	9	9
Capias	CA	26	55	55	24	31
Custody Relief	CR	22	30	30	17	13
Child in Need of Services	CS	25	115	115	30	85
Custody Visitation	CV	6,847	13,132	13,132	6,683	6,428
Felony	DF	547	3,098	3,098	575	2,523
Misdemeanor	DM	1,402	6,059	6,059	1,570	4,489
Emancipation	EP	1	4	4	2	2
Foster Care Review	FC	67	71	71	61	10
Family Abuse - Prot Order	FP	4	9	9	4	5
Initial Foster Care	IF	40	41	41	40	1
Juv Support	JS	0	1	1	1	-
Motion - Prot Order	MP	3	6	6	3	3
Permanency	PH	72	79	79	70	9
Petition	PT	23	57	57	30	27
Remand Custody	RC	39	39	39	39	-
Child at Risk	RI	1	2	2	1	1
Remand Visitation	RV	32	32	32	32	-
Show Cause	SC	74	432	432	92	340
Status	ST	221	476	477	228	249
Traffic	T	650	1,150	1,198	641	557
Term Parental Rights	TP	22	58	58	19	39
Truancy	TR	20	110	110	23	87
Voluntary Continuing Services Agreement	VA	5	8	8	5	3
<b>Juvenile Total</b>		<b>10,218</b>	<b>25,362</b>	<b>25,411</b>	<b>10,270</b>	<b>15,120</b>

<b>Chesterfield Totals</b>		<b>18,954</b>	<b>46,511</b>	<b>46,560</b>	<b>19,336</b>	<b>27,191</b>
----------------------------	--	---------------	---------------	---------------	---------------	---------------



January 2017 thru December 2017

		<u>Filings</u>	<u>Hearings</u>	<u>Transactions</u>	<u>Concluded</u>	<u>Cont</u>
<b>Adult</b>						
Non-Family Abuse Prot Order	AP	1	2	2	1	1
Capias	CA	59	182	182	62	120
Felony	CF	98	312	312	83	229
Misdemeanor	CM	185	541	541	188	353
Family Abuse - Prot Order	FP	45	113	113	43	70
Motion - Prot Order	MP	10	14	14	11	3
Other	OT	2	3	3	2	1
Remand Support	RS	3	3	3	3	-
Show Cause	SC	136	462	462	162	300
SL/Other	SL	1	1	1	1	-
Civil Support	VS	217	374	374	216	158
<b>Adult Total</b>		<b>757</b>	<b>2,007</b>	<b>2,007</b>	<b>772</b>	<b>1,235</b>
<b>Juvenile</b>						
Abuse or Neglect	AN	14	35	35	16	19
Capias	CA	6	29	29	5	24
Child in Need of Services	CS	2	6	6	4	2
Custody Visitation	CV	472	1,014	1,014	452	562
Felony	DF	71	349	349	69	280
Misdemeanor	DM	154	801	801	157	644
Foster Care Review	FC	9	9	9	9	-
Initial Foster Care	IF	8	8	8	8	-
Permanency	PH	1	1	1	1	-
Remand Custody	RC	2	2	2	2	-
Remand Visitation	RV	2	2	2	2	-
Show Cause	SC	14	52	52	11	41
Status	ST	13	28	28	11	17
Traffic	T	48	74	79	47	32
Truancy	TR	5	22	22	6	16
<b>Juvenile Total</b>		<b>821</b>	<b>2,432</b>	<b>2,437</b>	<b>800</b>	<b>1,637</b>
<b>Colonial Heights Totals</b>		<b>1,578</b>	<b>4,439</b>	<b>4,444</b>	<b>1,572</b>	<b>2,872</b>





Filings by Court & Division

	<u>Chesterfield</u>		<u>Colonial Heights</u>		<u>Total</u>
<b>A</b> Civil Support	3,047	93%	217	7%	3,264
Show Cause	2,283	94%	136	6%	2,419
Adult Misdemeanor	1,579	90%	185	10%	1,764
Adult Felony	588	86%	98	14%	686
Family Abuse - Prot Ord	536	92%	45	8%	581
Capias	520	90%	59	10%	579
Motion - Prot Order	76	88%	10	12%	86
Remand Support	32	91%	3	9%	35
Violation of PO	30	100%	-	0%	30
Non-Family Abuse Prot	26	96%	1	4%	27
SL/Other	11	92%	1	8%	12
Bond Forfeiture	4	100%	-	0%	4
Other	2	50%	2	50%	4
Restricted O/L	1	100%	-	0%	1
Violation Fam Abuse PC	1	100%	-	0%	1
<b>Total</b>	<b>8,736</b>	<b>92%</b>	<b>757</b>	<b>8%</b>	<b>9,493</b>
<b>J</b> Custody Visitation	6,847	94%	472	6%	7,319
Delinquency	1,949	90%	225	10%	2,174
Traffic	650	93%	48	7%	698
Status Offense/Other	221	94%	13	6%	234
Show Cause	74	84%	14	16%	88
Abuse or Neglect	65	82%	14	18%	79
Foster Care Review	67	88%	9	12%	76
Permanency	72	99%	1	1%	73
Initial Foster Care	40	83%	8	17%	48
Remand Custody	39	95%	2	5%	41
Remand Visitation	32	94%	2	6%	34
Capias	26	81%	6	19%	32
Child in Need of Service	25	93%	2	7%	27
Truancy	20	80%	5	20%	25
Paternity	23	100%	-	0%	23
Custody Relief	22	100%	-	0%	22
Term Parental Rights	22	100%	-	0%	22
Non-Family Abuse Prot	10	100%	-	0%	10
Voluntary Continuing S	5	100%	-	0%	5
Family Abuse - Prot Ord	4	100%	-	0%	4
Motion - Prot Order	3	100%	-	0%	3
Child at Risk	1	100%	-	0%	1
Emancipation	1	100%	-	0%	1
Juv Support	-	0%	-	0%	0
<b>Total</b>	<b>10,218</b>	<b>93%</b>	<b>821</b>	<b>7%</b>	<b>11,039</b>
<b>Total</b>	<b>18,954</b>	<b>92%</b>	<b>1,578</b>	<b>8%</b>	<b>20,532</b>

# CASELOAD STATISTICS OF THE JUVENILE & DOMESTIC RELATIONS COURTS

January 2017 thru December 2017

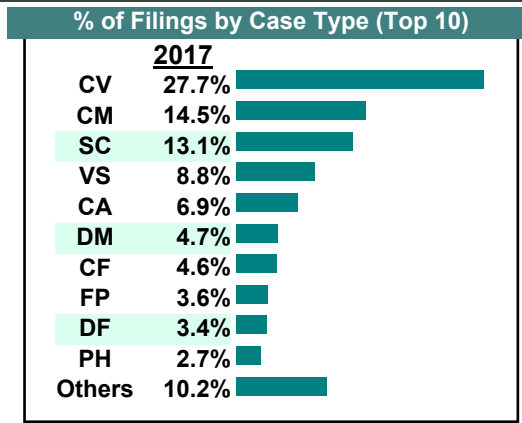
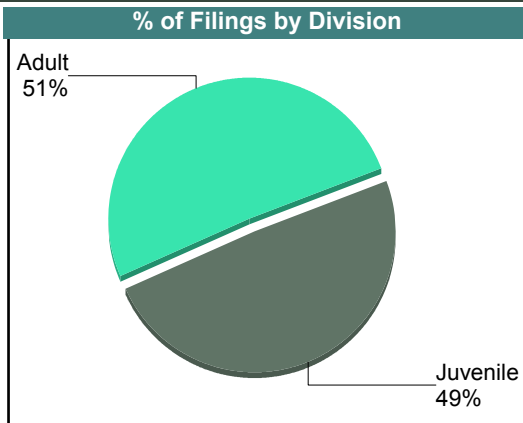
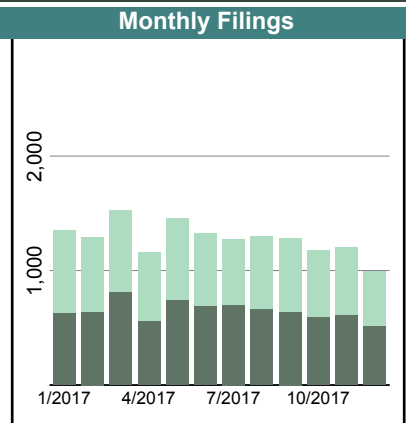
**Richmond**

District: 13

		<u>Filings</u>	<u>Hearings</u>	<u>Transactions</u>	<u>Concluded</u>	<u>Cont</u>
<b>Adult</b>						
Non-Family Abuse Prot Order	AP	12	23	23	12	11
Capias	CA	1,050	3,455	3,455	1,378	2,075
Felony	CF	698	2,117	2,117	700	1,415
Misdemeanor	CM	2,223	6,416	6,416	2,452	3,958
Family Abuse - Prot Order	FP	543	1,163	1,163	534	626
Motion - Prot Order	MP	29	37	37	30	7
Other	OT	3	3	3	3	-
Violation of PO	PV	11	11	11	11	-
Restricted O/L	RL	7	10	10	7	3
Remand Support	RS	1	1	1	1	-
Show Cause	SC	1,865	5,969	5,969	2,162	3,793
SL/Other	SL	23	29	29	23	5
Civil Support	VS	1,352	2,483	2,483	1,339	1,133
<b>Adult Total</b>		<b>7,817</b>	<b>21,717</b>	<b>21,717</b>	<b>8,652</b>	<b>13,026</b>

<b>Juvenile</b>						
Abuse or Neglect	AN	194	639	639	169	465
Non-Family Abuse Prot Order	AP	7	9	9	7	2
Capias	CA	5	12	12	4	8
Custody Relief	CR	16	24	24	14	10
Child in Need of Services	CS	73	200	200	61	139
Custody Visitation	CV	4,246	7,555	7,555	4,348	3,179
Felony	DF	519	2,619	2,619	542	2,075
Misdemeanor	DM	715	3,110	3,110	728	2,376
Entrustment	ET	3	3	3	3	-
Foster Care Review	FC	219	229	229	214	14
Family Abuse - Prot Order	FP	2	3	3	2	1
Initial Foster Care	IF	137	147	147	131	11
Juv Support	JS	2	5	5	2	3
Permanency	PH	420	459	459	427	32
Petition	PT	412	843	843	360	482
Remand Custody	RC	2	2	2	2	-
RR	RR	1	1	1	0	1
Remand Visitation	RV	2	2	2	2	-
Show Cause	SC	140	351	351	139	212
Status	ST	80	258	258	82	176
Traffic	T	146	328	329	151	178
Term Parental Rights	TP	106	217	217	144	73
Truancy	TR	39	122	122	32	90
Voluntary Continuing Services Agreement	VA	34	38	38	35	3
<b>Juvenile Total</b>		<b>7,520</b>	<b>17,176</b>	<b>17,177</b>	<b>7,599</b>	<b>9,530</b>

<b>Richmond Totals</b>		<b>15,337</b>	<b>38,893</b>	<b>38,894</b>	<b>16,251</b>	<b>22,556</b>
------------------------	--	---------------	---------------	---------------	---------------	---------------



Filings by Court & Division

<u>Richmond</u>			
<b>A</b>	Adult Misdemeanor	2,223	14.5%
	Show Cause	1,865	12.2%
	Civil Support	1,352	8.8%
	Capias	1,050	6.8%
	Adult Felony	698	4.6%
	Family Abuse - Prot Order	543	3.5%
	Motion - Prot Order	29	0.2%
	SL/Other	23	0.1%
	Non-Family Abuse Prot Order	12	0.1%
	Violation of PO	11	0.1%
	Restricted O/L	7	0.0%
	Other	3	0.0%
	Remand Support	1	0.0%
	<b>Total</b>	7,817	51%
<b>J</b>	Custody Visitation	4,246	27.7%
	Delinquency	1,234	8.0%
	Permanency	420	2.7%
	Paternity	412	2.7%
	Foster Care Review	219	1.4%
	Abuse or Neglect	194	1.3%
	Traffic	146	1.0%
	Show Cause	140	0.9%
	Initial Foster Care	137	0.9%
	Term Parental Rights	106	0.7%
	Status Offense/Other	80	0.5%
	Child in Need of Services	73	0.5%
	Truancy	39	0.3%
	Voluntary Continuing Services Agre	34	0.2%
	Custody Relief	16	0.1%
	Non-Family Abuse Prot Order	7	0.0%
	Capias	5	0.0%
	Entrustment	3	0.0%
	Family Abuse - Prot Order	2	0.0%
	Juv Support	2	0.0%
	Remand Custody	2	0.0%
	Remand Visitation	2	0.0%
	Restoration of Parental Rights	1	0.0%
	<b>Total</b>	7,520	49%
<b>Total</b>		15,337	100%

# CASELOAD STATISTICS OF THE JUVENILE & DOMESTIC RELATIONS COURTS

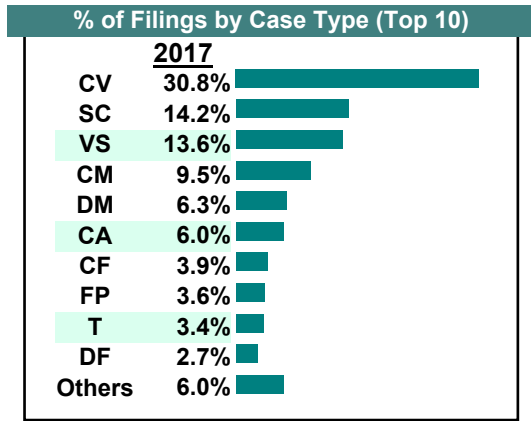
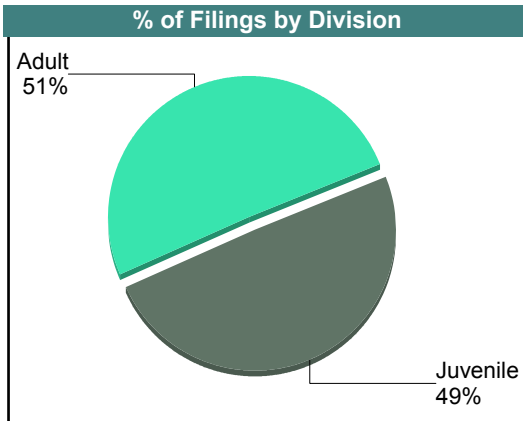
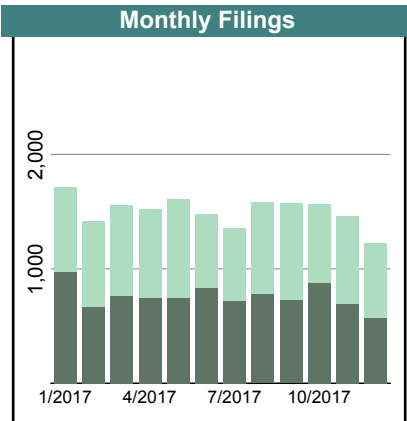
January 2017 thru December 2017

Henrico District: 14

		<u>Filings</u>	<u>Hearings</u>	<u>Transactions</u>	<u>Concluded</u>	<u>Cont</u>
<b><u>Adult</u></b>						
Non-Family Abuse Prot Order	AP	29	63	63	27	36
Bond Forfeiture	BF	8	22	22	10	12
Capias	CA	1,026	3,564	3,564	1,291	2,273
Felony	CF	713	2,478	2,478	751	1,727
Misdemeanor	CM	1,708	5,589	5,589	1,882	3,706
Crim Support	CS	1	1	1	0	1
Family Abuse - Prot Order	FP	644	1,394	1,394	633	761
Motion - Prot Order	MP	150	241	241	146	95
Other	OT	9	30	30	10	20
Protective Order	PC	2	3	3	2	1
Violation Fam Abuse PO	PS	3	9	9	3	6
Violation of PO	PV	7	7	7	7	-
Remand Support	RS	63	63	63	63	-
Show Cause	SC	2,300	6,367	6,367	2,408	3,959
SL/Other	SL	34	49	49	30	19
Civil Support	VS	2,449	4,201	4,201	2,428	1,771
<b>Adult Total</b>		<b>9,146</b>	<b>24,081</b>	<b>24,081</b>	<b>9,691</b>	<b>14,387</b>

<b><u>Juvenile</u></b>						
Abuse or Neglect	AN	51	244	244	32	212
Non-Family Abuse Prot Order	AP	25	74	74	24	50
Capias	CA	54	208	208	53	155
Custody Relief	CR	3	12	12	3	9
Child in Need of Services	CS	56	298	298	60	238
Custody Visitation	CV	5,567	10,938	10,938	5,539	5,398
Felony	DF	480	2,727	2,727	546	2,181
Misdemeanor	DM	1,145	5,498	5,506	1,313	4,192
Entrustment	ET	1	1	1	0	1
Foster Care Review	FC	94	121	121	66	55
Family Abuse - Prot Order	FP	4	10	10	4	6
Initial Foster Care	IF	31	55	55	23	32
Juv Support	JS	2	4	4	2	2
Motion - Prot Order	MP	2	3	3	3	-
Protective Order	PC	4	17	17	5	12
Permanency	PH	83	116	116	58	58
Petition	PT	77	151	151	71	80
Remand Custody	RC	68	68	68	68	-
Child at Risk	RI	1	37	37	12	25
Remand Visitation	RV	61	61	61	60	1
Show Cause	SC	273	1,048	1,048	329	719
Status	ST	89	288	289	80	209
Traffic	T	617	934	1,025	617	408
Term Parental Rights	TP	24	50	50	21	29
Truancy	TR	97	744	744	202	542
Voluntary Continuing Services Agreement	VA	4	4	4	4	-
<b>Juvenile Total</b>		<b>8,913</b>	<b>23,711</b>	<b>23,811</b>	<b>9,195</b>	<b>14,614</b>

<b>Henrico Totals</b>		<b>18,059</b>	<b>47,792</b>	<b>47,892</b>	<b>18,886</b>	<b>29,001</b>
-----------------------	--	---------------	---------------	---------------	---------------	---------------



Filings by Court & Division

		<u>Henrico</u>		
<b>A</b>	Civil Support	2,449	13.6%	
	Show Cause	2,300	12.7%	
	Adult Misdemeanor	1,708	9.5%	
	Capias	1,026	5.7%	
	Adult Felony	713	3.9%	
	Family Abuse - Prot Order	644	3.6%	
	Motion - Prot Order	150	0.8%	
	Remand Support	63	0.3%	
	SL/Other	34	0.2%	
	Non-Family Abuse Prot Order	29	0.2%	
	Other	9	0.0%	
	Bond Forfeiture	8	0.0%	
	Violation of PO	7	0.0%	
	Violation Fam Abuse PO	3	0.0%	
	Protective Order	2	0.0%	
	Criminal Support	1	0.0%	
	<b>Total</b>		9,146	51%
<b>J</b>	Custody Visitation	5,567	30.8%	
	Delinquency	1,625	9.0%	
	Traffic	617	3.4%	
	Show Cause	273	1.5%	
	Truancy	97	0.5%	
	Foster Care Review	94	0.5%	
	Status Offense/Other	89	0.5%	
	Permanency	83	0.5%	
	Paternity	77	0.4%	
	Remand Custody	68	0.4%	
	Remand Visitation	61	0.3%	
	Child in Need of Services	56	0.3%	
	Capias	54	0.3%	
	Abuse or Neglect	51	0.3%	
	Initial Foster Care	31	0.2%	
	Non-Family Abuse Prot Order	25	0.1%	
	Term Parental Rights	24	0.1%	
	Family Abuse - Prot Order	4	0.0%	
	Protective Order	4	0.0%	
	Voluntary Continuing Services Agre	4	0.0%	
	Custody Relief	3	0.0%	
	Juv Support	2	0.0%	
	Motion - Prot Order	2	0.0%	
	Child at Risk	1	0.0%	
	Entrustment	1	0.0%	
	<b>Total</b>		8,913	49%
	<b>Total</b>		18,059	100%

**CASELOAD STATISTICS OF THE JUVENILE & DOMESTIC RELATIONS COURTS**

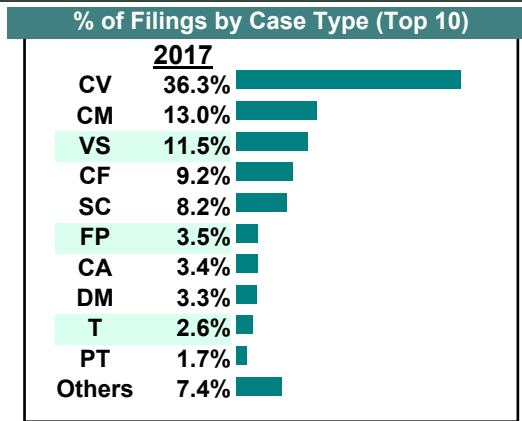
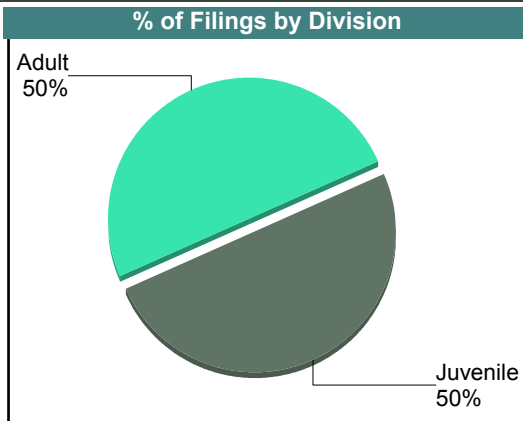
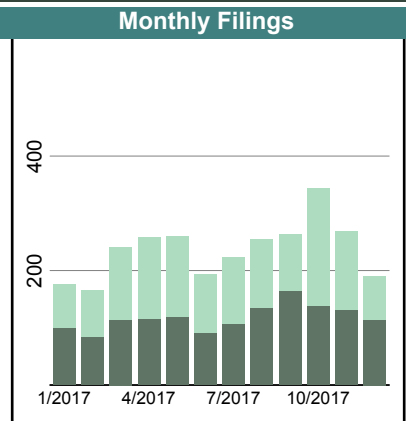
January 2017 thru December 2017

**Caroline**  
District: 15

		<u>Filings</u>	<u>Hearings</u>	<u>Transactions</u>	<u>Concluded</u>	<u>Cont</u>
<b><u>Adult</u></b>						
Non-Family Abuse Prot Order	AP	4	11	11	2	9
Capias	CA	93	305	305	101	204
Felony	CF	260	873	873	257	616
Misdemeanor	CM	369	1,022	1,022	358	664
Crim Support	CS	2	3	3	1	2
Family Abuse - Prot Order	FP	95	239	239	98	141
Motion - Prot Order	MP	16	20	20	16	4
Other	OT	0	1	1	1	-
Protective Order	PC	1	2	2	0	2
Violation of PO	PV	6	6	6	6	-
Remand Support	RS	6	6	6	6	-
Show Cause	SC	225	563	563	201	361
SL/Other	SL	13	20	20	14	6
Civil Support	VS	326	598	598	316	282
<b>Adult Total</b>		<b>1,416</b>	<b>3,669</b>	<b>3,669</b>	<b>1,377</b>	<b>2,291</b>

<b><u>Juvenile</u></b>						
Abuse or Neglect	AN	4	24	24	6	18
Non-Family Abuse Prot Order	AP	12	27	27	12	15
Capias	CA	3	8	8	1	7
Child in Need of Services	CS	22	65	65	18	47
Custody Visitation	CV	1,029	1,987	1,987	1,025	962
Felony	DF	44	216	216	48	168
Misdemeanor	DM	94	262	263	96	167
Emancipation	EP	1	1	1	1	-
Foster Care Review	FC	14	15	15	12	3
Family Abuse - Prot Order	FP	3	7	7	3	4
Initial Foster Care	IF	2	2	2	2	-
Protective Order	PC	1	3	3	1	2
Permanency	PH	17	27	27	17	10
Petition	PT	48	70	70	39	31
Violation of PO	PV	1	1	1	1	-
Remand Custody	RC	6	6	6	6	-
Remand Visitation	RV	6	6	6	6	-
Show Cause	SC	8	24	24	6	18
Status	ST	5	14	14	8	6
Traffic	T	75	106	118	70	48
Term Parental Rights	TP	18	27	27	18	9
Truancy	TR	7	27	27	5	22
Voluntary Continuing Services Agreement	VA	2	2	2	2	-
<b>Juvenile Total</b>		<b>1,422</b>	<b>2,927</b>	<b>2,940</b>	<b>1,403</b>	<b>1,537</b>

<b>Caroline Totals</b>		<b>2,838</b>	<b>6,596</b>	<b>6,609</b>	<b>2,780</b>	<b>3,828</b>
------------------------	--	--------------	--------------	--------------	--------------	--------------

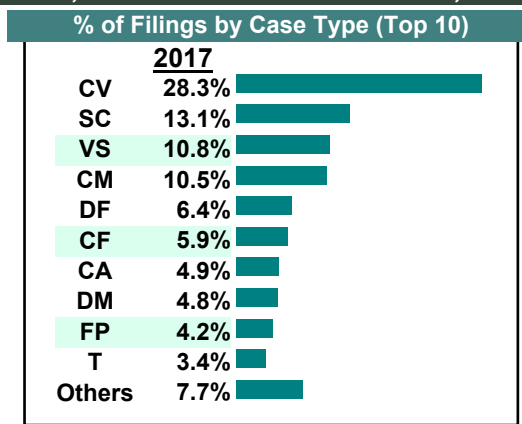
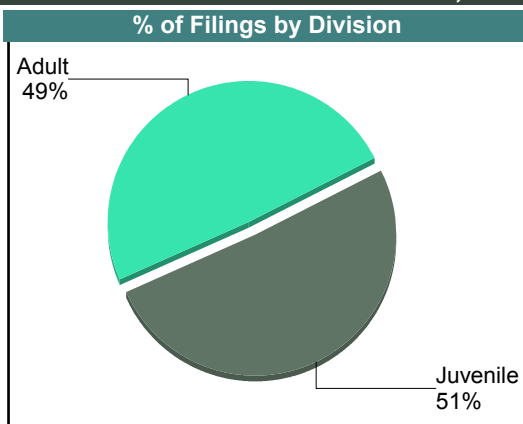
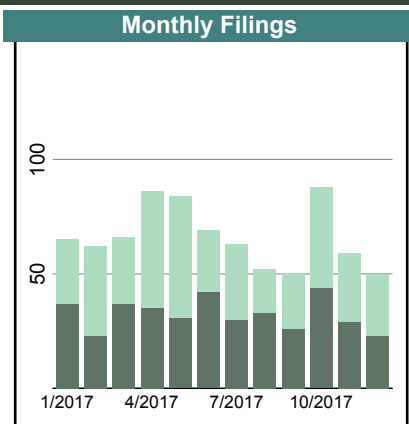


# CASELOAD STATISTICS OF THE JUVENILE & DOMESTIC RELATIONS COURTS

January 2017 thru December 2017

**Essex**  
District: 15

		<u>Filings</u>	<u>Hearings</u>	<u>Transactions</u>	<u>Concluded</u>	<u>Cont</u>
<b>Adult</b>						
Non-Family Abuse Prot Order	AP	0	3	3	1	2
Capias	CA	38	126	126	43	83
Felony	CF	47	132	132	52	80
Misdemeanor	CM	83	266	266	99	167
Family Abuse - Prot Order	FP	33	83	83	33	50
Show Cause	SC	101	300	300	95	205
SL/Other	SL	2	4	4	2	2
Civil Support	VS	86	168	168	99	69
<b>Adult Total</b>		<b>390</b>	<b>1,082</b>	<b>1,082</b>	<b>424</b>	<b>658</b>
<b>Juvenile</b>						
Abuse or Neglect	AN	8	32	32	7	25
Capias	CA	1	2	2	0	2
Child in Need of Services	CS	0	9	9	2	7
Custody Visitation	CV	225	374	374	194	180
Felony	DF	51	174	174	31	143
Misdemeanor	DM	38	114	114	38	76
Foster Care Review	FC	11	11	11	10	1
Initial Foster Care	IF	4	6	6	4	2
Motion - Prot Order	MP	0	1	1	0	1
Permanency	PH	21	22	22	17	5
Petition	PT	0	7	7	3	4
Child at Risk	RI	3	9	9	3	6
Show Cause	SC	3	5	5	0	5
Status	ST	12	67	67	10	57
Traffic	T	27	40	44	23	21
Term Parental Rights	TP	0	2	2	2	-
<b>Juvenile Total</b>		<b>404</b>	<b>875</b>	<b>879</b>	<b>344</b>	<b>535</b>
<b>Essex Totals</b>		<b>794</b>	<b>1,957</b>	<b>1,961</b>	<b>768</b>	<b>1,193</b>



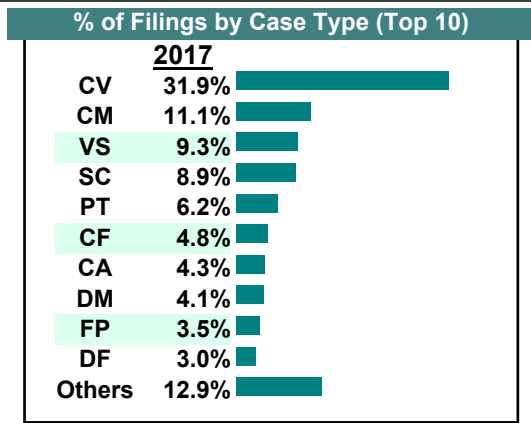
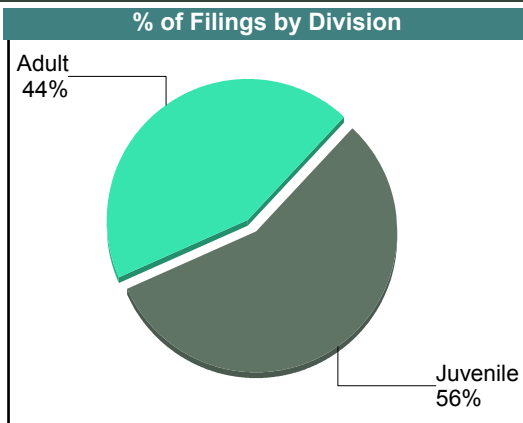
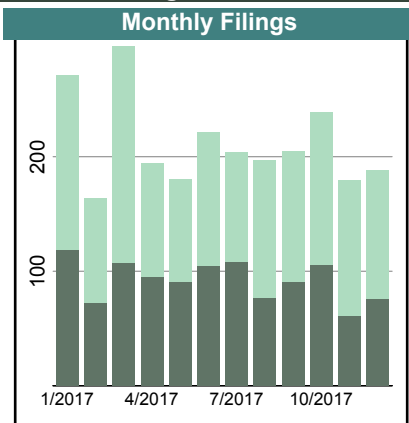
# CASELOAD STATISTICS OF THE JUVENILE & DOMESTIC RELATIONS COURTS

January 2017 thru December 2017

Fredericksburg

District: 15

		<u>Filings</u>	<u>Hearings</u>	<u>Transactions</u>	<u>Concluded</u>	<u>Cont</u>
<b>Adult</b>						
Non-Family Abuse Prot Order	AP	3	9	9	4	5
Capias	CA	106	312	312	114	197
Felony	CF	121	477	477	122	355
Misdemeanor	CM	283	903	903	294	608
Family Abuse - Prot Order	FP	89	218	218	88	130
Motion - Prot Order	MP	18	23	23	18	5
Violation of PO	PV	14	14	14	14	-
Remand Support	RS	12	12	12	12	-
Show Cause	SC	218	644	644	216	427
SL/Other	SL	9	10	10	9	1
Civil Support	VS	236	484	484	255	228
<b>Adult Total</b>		<b>1,109</b>	<b>3,106</b>	<b>3,106</b>	<b>1,146</b>	<b>1,956</b>
<b>Juvenile</b>						
Abuse or Neglect	AN	43	131	131	42	89
Non-Family Abuse Prot Order	AP	3	6	6	3	3
Capias	CA	4	15	15	5	10
Custody Relief	CR	0	1	1	1	-
Child in Need of Services	CS	8	35	35	6	29
Custody Visitation	CV	810	1,715	1,715	784	925
Felony	DF	75	430	430	57	373
Misdemeanor	DM	104	519	519	92	427
Entrustment	ET	12	15	15	12	3
Foster Care Review	FC	27	29	29	27	2
Initial Foster Care	IF	26	27	27	25	2
Permanency	PH	22	27	27	21	5
Petition	PT	157	307	307	155	152
Remand Custody	RC	9	9	9	9	-
Child at Risk	RI	1	3	3	1	2
Remand Visitation	RV	7	7	7	6	-
Show Cause	SC	8	60	60	16	44
Status	ST	8	22	22	4	18
Traffic	T	68	135	141	77	63
Term Parental Rights	TP	32	45	45	28	17
Voluntary Continuing Services Agreement	VA	6	6	6	6	-
<b>Juvenile Total</b>		<b>1,430</b>	<b>3,544</b>	<b>3,550</b>	<b>1,377</b>	<b>2,164</b>
<b>Fredericksburg Totals</b>		<b>2,539</b>	<b>6,650</b>	<b>6,656</b>	<b>2,523</b>	<b>4,120</b>



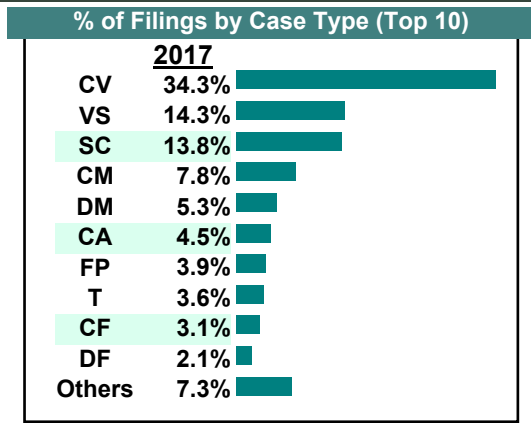
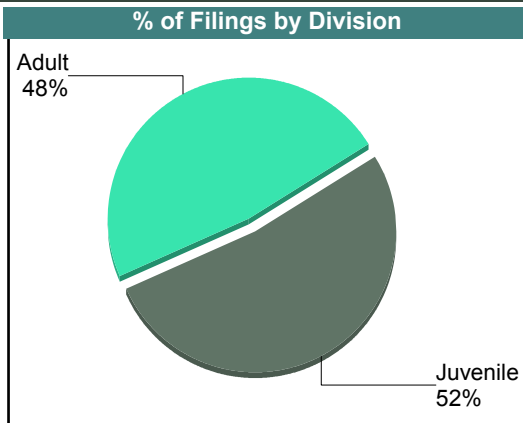
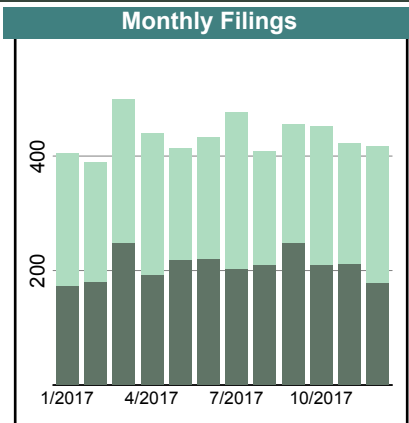


# CASELOAD STATISTICS OF THE JUVENILE & DOMESTIC RELATIONS COURTS

January 2017 thru December 2017

Hanover  
District: 15

		<u>Filings</u>	<u>Hearings</u>	<u>Transactions</u>	<u>Concluded</u>	<u>Cont</u>
<b><u>Adult</u></b>						
Non-Family Abuse Prot Order	AP	15	29	29	13	16
Capias	CA	220	612	612	246	366
Felony	CF	160	413	413	163	250
Misdemeanor	CM	407	1,109	1,109	426	683
Family Abuse - Prot Order	FP	203	435	435	199	236
Motion - Prot Order	MP	44	49	49	45	4
Other	OT	6	7	7	4	3
Protective Order	PC	2	4	4	3	1
Violation of PO	PV	35	35	35	35	-
Remand Support	RS	44	44	44	44	-
Show Cause	SC	613	1,511	1,511	603	905
SL/Other	SL	5	5	5	5	-
Civil Support	VS	744	1,283	1,283	723	558
<b>Adult Total</b>		<b>2,498</b>	<b>5,536</b>	<b>5,536</b>	<b>2,509</b>	<b>3,022</b>
<b><u>Juvenile</u></b>						
Abuse or Neglect	AN	3	12	12	3	9
Non-Family Abuse Prot Order	AP	10	23	23	10	13
Capias	CA	17	52	52	14	38
Custody Relief	CR	1	2	2	1	1
Child in Need of Services	CS	20	72	72	10	62
Custody Visitation	CV	1,787	3,325	3,325	1,731	1,589
Felony	DF	107	525	525	109	416
Misdemeanor	DM	277	1,048	1,048	248	800
Entrustment	ET	2	3	3	3	-
Foster Care Review	FC	9	9	9	9	-
Initial Foster Care	IF	6	8	8	7	1
Juv Support	JS	0	1	1	1	-
Motion - Prot Order	MP	1	1	1	1	-
Permanency	PH	17	18	18	17	1
Violation Fam Abuse PO	PS	1	1	1	1	-
Petition	PT	5	8	8	3	5
Remand Custody	RC	47	47	47	47	-
Remand Visitation	RV	49	49	49	49	-
Show Cause	SC	108	208	208	73	135
Status	ST	17	30	30	9	21
Traffic	T	190	308	340	213	127
Term Parental Rights	TP	3	3	3	2	1
Truancy	TR	35	119	119	20	93
Voluntary Continuing Services Agreement	VA	4	4	4	4	-
<b>Juvenile Total</b>		<b>2,716</b>	<b>5,876</b>	<b>5,908</b>	<b>2,585</b>	<b>3,312</b>
<b>Hanover Totals</b>		<b>5,214</b>	<b>11,412</b>	<b>11,444</b>	<b>5,094</b>	<b>6,334</b>



**CASELOAD STATISTICS OF THE JUVENILE & DOMESTIC RELATIONS COURTS**

January 2017 thru December 2017

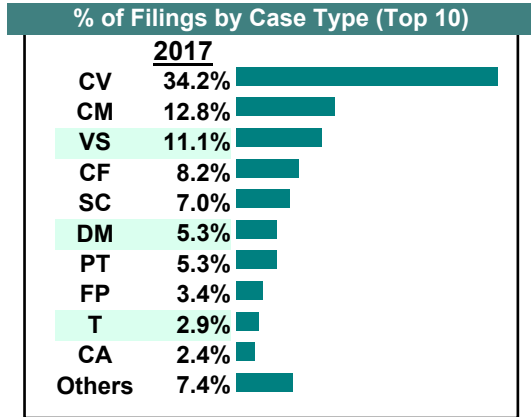
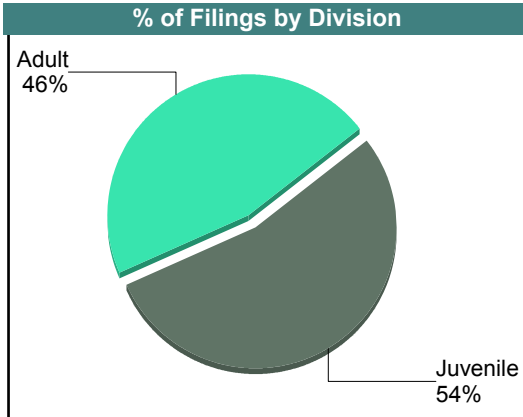
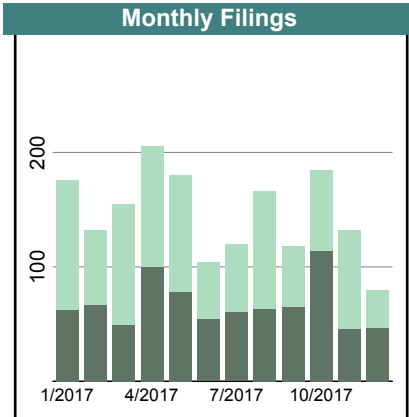
**King George**

District: 15

		<u>Filings</u>	<u>Hearings</u>	<u>Transactions</u>	<u>Concluded</u>	<u>Cont</u>
<b>Adult</b>						
Non-Family Abuse Prot Order	AP	4	8	8	3	5
Capias	CA	42	126	126	54	72
Felony	CF	143	254	254	158	96
Misdemeanor	CM	225	486	486	228	256
Family Abuse - Prot Order	FP	60	137	137	63	73
Motion - Prot Order	MP	7	8	8	7	1
Protective Order	PC	1	3	3	0	3
Violation of PO	PV	4	4	4	4	-
Remand Support	RS	4	4	4	4	-
Show Cause	SC	113	368	368	102	263
SL/Other	SL	11	11	11	11	-
Civil Support	VS	195	465	465	185	277
<b>Adult Total</b>		<b>809</b>	<b>1,874</b>	<b>1,874</b>	<b>819</b>	<b>1,046</b>

		<u>Filings</u>	<u>Hearings</u>	<u>Transactions</u>	<u>Concluded</u>	<u>Cont</u>
<b>Juvenile</b>						
Abuse or Neglect	AN	10	32	32	11	21
Non-Family Abuse Prot Order	AP	1	2	2	1	1
Child in Need of Services	CS	9	50	50	17	33
Custody Visitation	CV	600	1,612	1,612	606	992
Felony	DF	17	122	122	24	95
Misdemeanor	DM	93	456	456	114	340
Foster Care Review	FC	5	6	6	5	1
Initial Foster Care	IF	3	3	3	3	-
Permanency	PH	12	12	12	12	-
Petition	PT	93	198	198	77	118
Remand Custody	RC	4	4	4	4	-
Child at Risk	RI	4	12	12	4	8
Remand Visitation	RV	2	2	2	2	-
Show Cause	SC	9	23	23	6	17
Status	ST	6	15	15	4	11
Traffic	T	50	98	99	50	49
Term Parental Rights	TP	20	21	21	21	-
Truancy	TR	5	15	15	5	10
<b>Juvenile Total</b>		<b>943</b>	<b>2,683</b>	<b>2,684</b>	<b>966</b>	<b>1,696</b>

<b>King George Totals</b>		<b>1,752</b>	<b>4,557</b>	<b>4,558</b>	<b>1,785</b>	<b>2,742</b>
---------------------------	--	--------------	--------------	--------------	--------------	--------------



**CASELOAD STATISTICS OF THE JUVENILE & DOMESTIC RELATIONS COURTS**

January 2017 thru December 2017

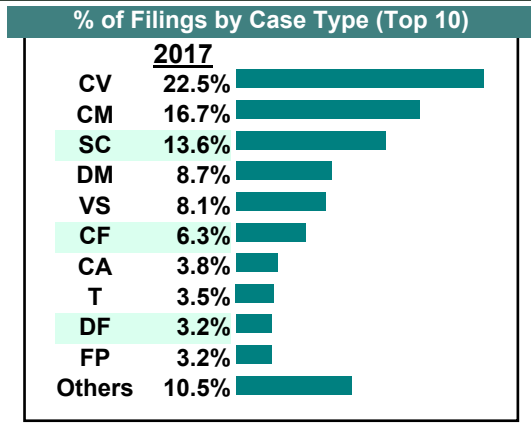
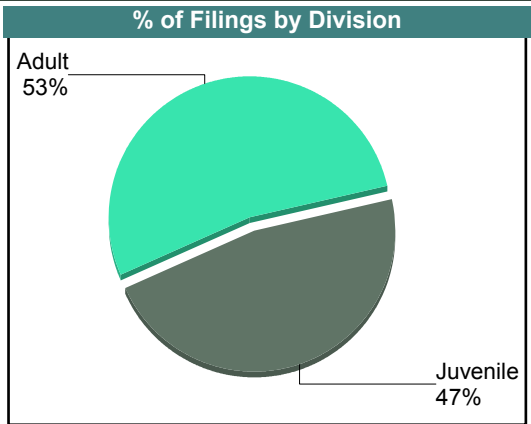
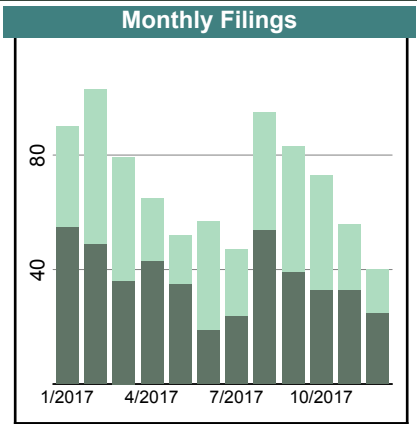
**Lancaster**

District: 15

		<u>Filings</u>	<u>Hearings</u>	<u>Transactions</u>	<u>Concluded</u>	<u>Cont</u>
<b>Adult</b>						
Non-Family Abuse Prot Order	AP	4	15	15	4	11
Capias	CA	32	78	78	30	48
Felony	CF	53	122	122	49	73
Misdemeanor	CM	140	313	313	128	185
Family Abuse - Prot Order	FP	27	56	56	22	34
Motion - Prot Order	MP	8	9	9	8	1
Other	OT	1	2	2	2	-
Violation of PO	PV	3	3	3	3	-
Remand Support	RS	3	3	3	3	-
Show Cause	SC	103	291	291	102	189
SL/Other	SL	3	8	8	4	4
Civil Support	VS	68	160	160	72	88
<b>Adult Total</b>		<b>445</b>	<b>1,060</b>	<b>1,060</b>	<b>427</b>	<b>633</b>

<b>Juvenile</b>						
Abuse or Neglect	AN	1	4	4	1	3
Custody Relief	CR	1	2	2	1	1
Child in Need of Services	CS	10	50	50	9	41
Custody Visitation	CV	189	460	460	211	249
Felony	DF	27	129	129	34	95
Misdemeanor	DM	73	257	257	81	176
Foster Care Review	FC	3	3	3	3	-
Permanency	PH	9	9	9	9	-
Petition	PT	5	11	11	3	8
Remand Custody	RC	11	11	11	11	-
Remand Visitation	RV	11	11	11	11	-
Show Cause	SC	11	32	32	12	20
Status	ST	10	18	18	8	10
Traffic	T	29	53	56	31	25
Truancy	TR	4	19	19	2	17
Voluntary Continuing Services Agreement	VA	1	1	1	1	-
<b>Juvenile Total</b>		<b>395</b>	<b>1,070</b>	<b>1,073</b>	<b>428</b>	<b>645</b>

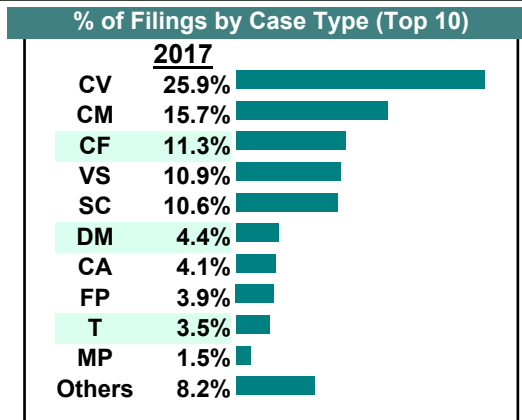
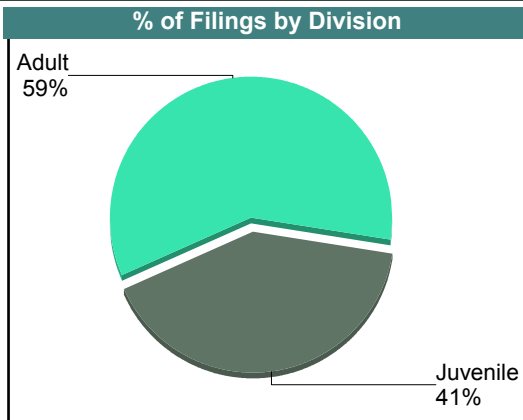
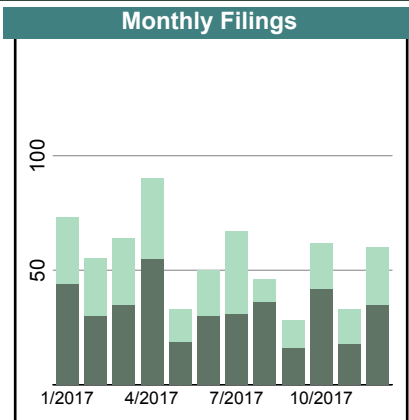
<b>Lancaster Totals</b>		<b>840</b>	<b>2,130</b>	<b>2,133</b>	<b>855</b>	<b>1,278</b>
-------------------------	--	------------	--------------	--------------	------------	--------------



		<u>Filings</u>	<u>Hearings</u>	<u>Transactions</u>	<u>Concluded</u>	<u>Cont</u>
<b>Adult</b>						
Non-Family Abuse Prot Order	AP	1	1	1	1	-
Capias	CA	27	83	83	28	55
Felony	CF	75	126	126	77	49
Misdemeanor	CM	104	236	236	110	126
Family Abuse - Prot Order	FP	26	65	65	25	40
Motion - Prot Order	MP	10	10	10	10	-
Other	OT	1	1	1	1	-
Violation of PO	PV	3	3	3	3	-
Remand Support	RS	2	2	2	2	-
Show Cause	SC	66	271	271	80	191
SL/Other	SL	4	8	8	4	4
Civil Support	VS	72	156	156	77	79
<b>Adult Total</b>		<b>391</b>	<b>962</b>	<b>962</b>	<b>418</b>	<b>544</b>

<b>Juvenile</b>						
Non-Family Abuse Prot Order	AP	0	2	2	1	1
Custody Relief	CR	1	1	1	1	-
Child in Need of Services	CS	7	47	47	2	45
Custody Visitation	CV	171	359	359	181	178
Felony	DF	7	33	33	8	25
Misdemeanor	DM	29	101	103	36	67
Foster Care Review	FC	4	4	4	4	-
Permanency	PH	3	3	3	3	-
Petition	PT	1	15	15	1	14
Remand Custody	RC	5	5	5	5	-
Child at Risk	RI	1	1	1	1	-
Remand Visitation	RV	4	4	4	4	-
Show Cause	SC	4	20	20	3	17
Status	ST	4	13	13	1	12
Traffic	T	23	33	41	23	18
Term Parental Rights	TP	2	4	4	2	2
Truancy	TR	4	20	20	3	17
<b>Juvenile Total</b>		<b>270</b>	<b>665</b>	<b>675</b>	<b>279</b>	<b>396</b>

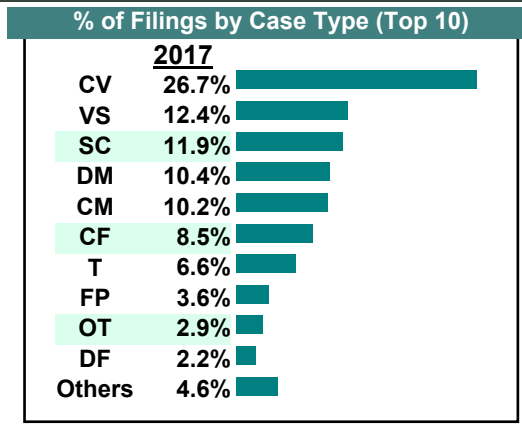
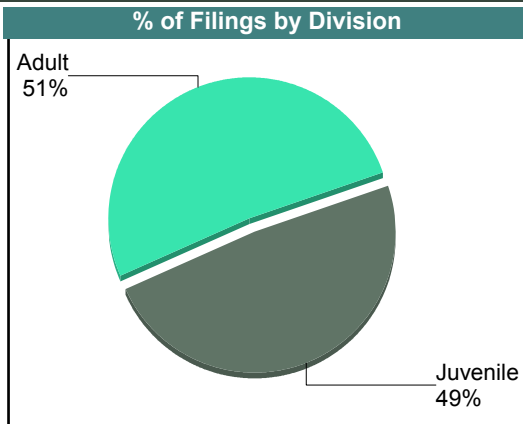
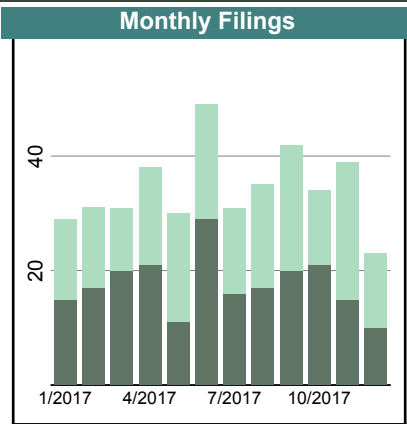
<b>Northumberland Totals</b>		<b>661</b>	<b>1,627</b>	<b>1,637</b>	<b>697</b>	<b>940</b>
------------------------------	--	------------	--------------	--------------	------------	------------



		<u>Filings</u>	<u>Hearings</u>	<u>Transactions</u>	<u>Concluded</u>	<u>Cont</u>
<b>Adult</b>						
Non-Family Abuse Prot Order	AP	1	3	3	1	2
Capias	CA	6	11	11	5	6
Felony	CF	35	58	58	40	18
Misdemeanor	CM	42	109	109	46	63
Family Abuse - Prot Order	FP	15	42	42	16	26
Motion - Prot Order	MP	2	2	2	2	-
Other	OT	12	21	21	12	9
Violation of PO	PV	1	1	1	1	-
Remand Support	RS	1	1	1	1	-
Show Cause	SC	46	150	150	56	94
Civil Support	VS	51	102	102	58	44
<b>Adult Total</b>		<b>212</b>	<b>500</b>	<b>500</b>	<b>238</b>	<b>262</b>

		<u>Filings</u>	<u>Hearings</u>	<u>Transactions</u>	<u>Concluded</u>	<u>Cont</u>
<b>Juvenile</b>						
Abuse or Neglect	AN	1	3	3	0	3
Child in Need of Services	CS	2	11	11	3	8
Custody Visitation	CV	110	241	241	128	113
Felony	DF	9	32	32	9	23
Misdemeanor	DM	43	79	79	26	53
Foster Care Review	FC	1	1	1	1	-
Permanency	PH	2	2	2	2	-
Petition	PT	1	2	2	1	1
Show Cause	SC	3	8	8	1	7
Status	ST	1	9	9	2	7
Traffic	T	27	41	45	26	19
<b>Juvenile Total</b>		<b>200</b>	<b>429</b>	<b>433</b>	<b>199</b>	<b>234</b>

<b>Richmond County Totals</b>		<b>412</b>	<b>929</b>	<b>933</b>	<b>437</b>	<b>496</b>
-------------------------------	--	------------	------------	------------	------------	------------



# CASELOAD STATISTICS OF THE JUVENILE & DOMESTIC RELATIONS COURTS

January 2017 thru December 2017

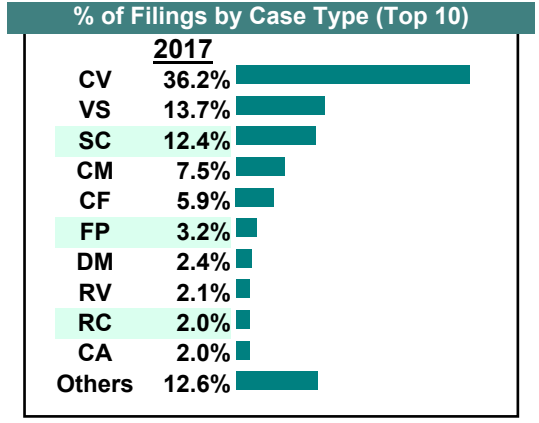
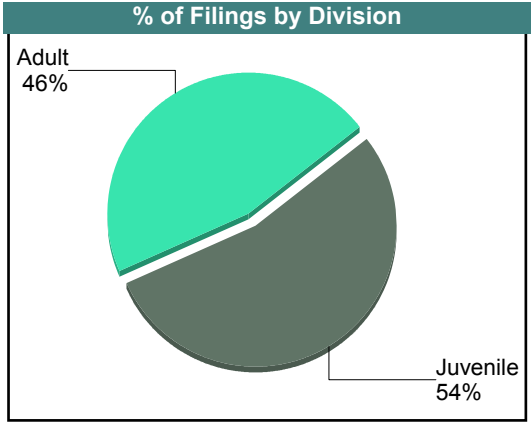
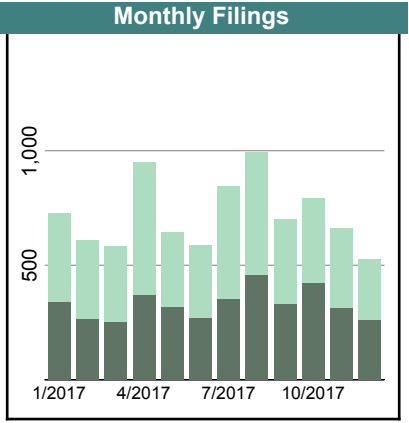
Spotsylvania

District: 15

		Filings	Hearings	Transactions	Concluded	Cont
<b>Adult</b>						
Non-Family Abuse Prot Order	AP	5	12	12	5	7
Capias	CA	166	588	588	217	371
Felony	CF	506	1,365	1,410	468	942
Misdemeanor	CM	651	1,722	1,722	686	1,036
Crim Support	CS	4	8	8	7	1
Family Abuse - Prot Order	FP	271	596	596	277	319
Motion - Prot Order	MP	53	64	64	51	13
Other	OT	1	1	1	1	-
Violation Fam Abuse PO	PS	1	1	1	1	-
Violation of PO	PV	14	14	14	14	-
Remand Support	RS	101	103	103	101	2
Show Cause	SC	994	2,367	2,367	1,087	1,280
SL/Other	SL	19	25	25	20	5
Civil Support	VS	1,182	2,169	2,169	1,205	962
<b>Adult Total</b>		<b>3,968</b>	<b>9,035</b>	<b>9,080</b>	<b>4,140</b>	<b>4,938</b>

<b>Juvenile</b>						
Abuse or Neglect	AN	151	564	564	138	426
Non-Family Abuse Prot Order	AP	21	55	55	24	31
Capias	CA	6	20	20	7	13
Custody Relief	CR	5	8	8	4	4
Child in Need of Services	CS	11	33	33	15	18
Custody Visitation	CV	3,125	6,019	6,019	3,156	2,863
Felony	DF	78	365	365	89	276
Misdemeanor	DM	203	636	636	257	379
Entrustment	ET	3	8	8	3	5
Foster Care Review	FC	156	172	172	151	21
Family Abuse - Prot Order	FP	4	10	10	4	6
Initial Foster Care	IF	52	62	62	55	7
Motion - Prot Order	MP	1	2	2	1	1
Permanency	PH	64	95	95	63	32
Petition	PT	73	133	133	73	60
Remand Custody	RC	174	174	174	174	-
Restricted O/L	RL	1	1	1	1	-
Remand Visitation	RV	182	182	182	182	-
Show Cause	SC	72	158	158	72	86
Status	ST	37	45	45	22	23
Traffic	T	132	173	189	131	58
Term Parental Rights	TP	62	114	114	53	61
Truancy	TR	36	184	184	47	137
Voluntary Continuing Services Agreement	VA	7	9	9	6	3
<b>Juvenile Total</b>		<b>4,656</b>	<b>9,222</b>	<b>9,238</b>	<b>4,728</b>	<b>4,510</b>

<b>Spotsylvania Totals</b>		<b>8,624</b>	<b>18,257</b>	<b>18,318</b>	<b>8,868</b>	<b>9,448</b>
----------------------------	--	--------------	---------------	---------------	--------------	--------------



**CASELOAD STATISTICS OF THE JUVENILE & DOMESTIC RELATIONS COURTS**

January 2017 thru December 2017

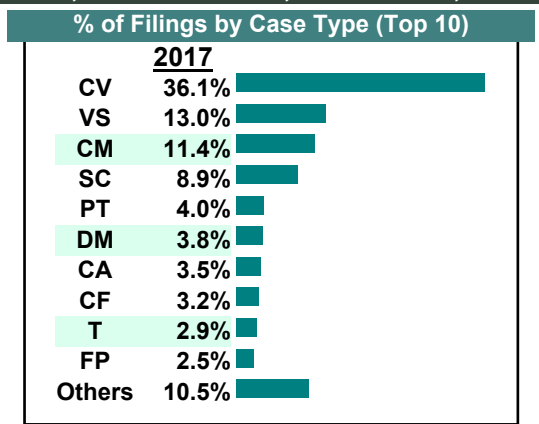
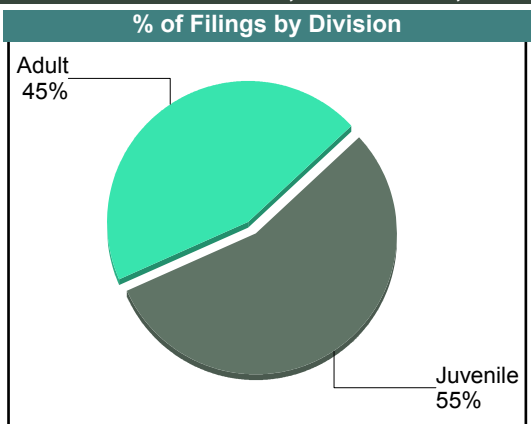
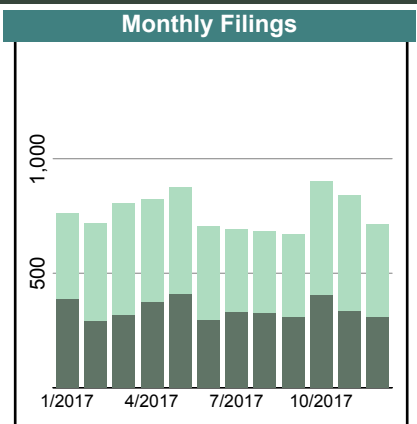
**Stafford**

District: 15

		<u>Filings</u>	<u>Hearings</u>	<u>Transactions</u>	<u>Concluded</u>	<u>Cont</u>
<b>Adult</b>						
Non-Family Abuse Prot Order	AP	2	4	4	2	2
Bond Forfeiture	BF	6	12	12	7	5
Capias	CA	304	1,022	1,022	348	674
Felony	CF	294	926	1,001	290	711
Misdemeanor	CM	1,047	3,518	3,520	1,018	2,502
Crim Support	CS	2	2	2	2	-
Family Abuse - Prot Order	FP	228	490	490	227	263
Motion - Prot Order	MP	17	18	18	17	1
Other	OT	17	23	23	18	5
Protective Order	PC	12	13	13	13	-
Violation Fam Abuse PO	PS	11	13	13	11	2
Violation of PO	PV	30	31	31	30	1
Restricted O/L	RL	2	2	2	2	-
Remand Support	RS	123	123	123	123	-
Show Cause	SC	803	1,872	1,872	767	1,105
SL/Other	SL	15	68	68	18	50
Civil Support	VS	1,200	2,253	2,253	1,187	1,066
<b>Adult Total</b>		<b>4,113</b>	<b>10,390</b>	<b>10,467</b>	<b>4,080</b>	<b>6,387</b>

<b>Juvenile</b>						
Abuse or Neglect	AN	48	120	120	48	72
Non-Family Abuse Prot Order	AP	12	25	25	13	12
Capias	CA	20	55	55	18	37
Custody Relief	CR	11	18	18	11	7
Child in Need of Services	CS	32	78	78	33	45
Custody Visitation	CV	3,319	6,160	6,160	3,310	2,850
Felony	DF	223	834	834	189	645
Misdemeanor	DM	354	1,148	1,150	342	807
Foster Care Review	FC	24	25	25	19	6
Family Abuse - Prot Order	FP	4	4	4	4	-
Initial Foster Care	IF	17	19	19	15	4
Motion - Prot Order	MP	1	1	1	1	-
Permanency	PH	22	33	33	17	16
Violation Fam Abuse PO	PS	1	2	2	2	-
Petition	PT	370	570	570	361	209
Remand Custody	RC	152	152	152	152	-
Child at Risk	RI	5	9	9	5	4
Restricted O/L	RL	3	3	3	3	-
Remand Visitation	RV	149	149	149	148	1
Show Cause	SC	16	41	41	13	28
Status	ST	11	25	25	13	12
Traffic	T	271	500	509	267	242
Term Parental Rights	TP	18	22	22	17	5
Voluntary Continuing Services Agreement	VA	1	1	1	0	1
<b>Juvenile Total</b>		<b>5,084</b>	<b>9,994</b>	<b>10,005</b>	<b>5,001</b>	<b>5,003</b>

<b>Stafford Totals</b>		<b>9,197</b>	<b>20,384</b>	<b>20,472</b>	<b>9,081</b>	<b>11,390</b>
------------------------	--	--------------	---------------	---------------	--------------	---------------



**CASELOAD STATISTICS OF THE JUVENILE & DOMESTIC RELATIONS COURTS**

January 2017 thru December 2017

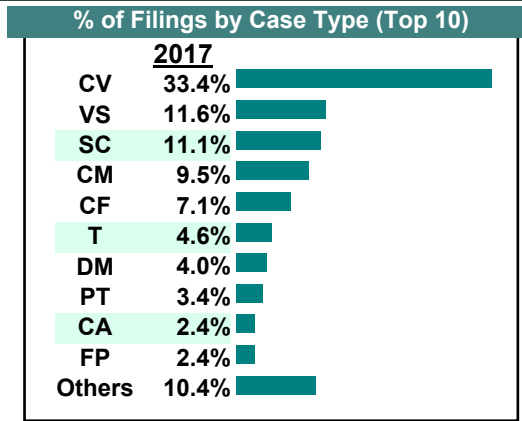
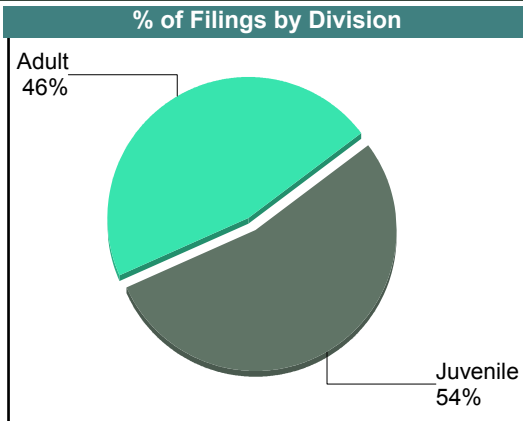
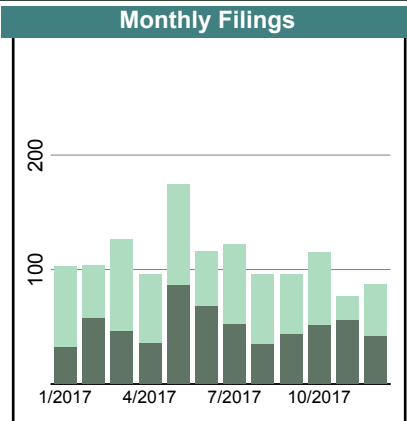
**Westmoreland**

District: 15

		<u>Filings</u>	<u>Hearings</u>	<u>Transactions</u>	<u>Concluded</u>	<u>Cont</u>
<b>Adult</b>						
Non-Family Abuse Prot Order	AP	3	4	4	2	2
Capias	CA	31	75	75	38	37
Felony	CF	93	169	169	80	89
Misdemeanor	CM	125	338	338	147	191
Family Abuse - Prot Order	FP	32	83	83	38	45
Motion - Prot Order	MP	10	10	10	10	-
Violation of PO	PV	5	5	5	5	-
Remand Support	RS	4	4	4	4	-
Show Cause	SC	140	377	377	157	220
SL/Other	SL	15	37	37	13	24
Civil Support	VS	153	275	275	144	131
<b>Adult Total</b>		<b>611</b>	<b>1,377</b>	<b>1,377</b>	<b>638</b>	<b>739</b>

<b>Juvenile</b>						
Abuse or Neglect	AN	7	45	45	17	28
Non-Family Abuse Prot Order	AP	3	7	7	3	4
Capias	CA	1	2	2	1	1
Child in Need of Services	CS	18	102	102	24	78
Custody Visitation	CV	439	909	909	452	457
Felony	DF	25	93	93	9	84
Misdemeanor	DM	53	168	168	46	122
Emancipation	EP	1	1	1	1	-
Foster Care Review	FC	4	4	4	4	-
Initial Foster Care	IF	5	5	5	5	-
Permanency	PH	7	7	7	7	-
Petition	PT	45	82	82	48	34
Remand Custody	RC	7	7	7	7	-
Remand Visitation	RV	7	7	7	7	-
Show Cause	SC	6	15	15	10	5
Status	ST	6	17	17	5	12
Traffic	T	60	74	86	57	29
Term Parental Rights	TP	3	3	3	3	-
Truancy	TR	6	16	16	6	10
Voluntary Continuing Services Agreement	VA	0	2	2	0	2
<b>Juvenile Total</b>		<b>703</b>	<b>1,566</b>	<b>1,578</b>	<b>712</b>	<b>866</b>

<b>Westmoreland Totals</b>		<b>1,314</b>	<b>2,943</b>	<b>2,955</b>	<b>1,350</b>	<b>1,605</b>
----------------------------	--	--------------	--------------	--------------	--------------	--------------





**Filings by Court & Division**

		Caroline	Essex	Frederick sburg	Hanover	King George	Lancaster	Northum berland	Richmond County	Spotsylva nia	Stafford	Westmore land	Total	
<b>A</b>	<b>Civil Support</b>	326 8%	86 2%	236 5%	744 17%	195 5%	68 2%	72 2%	51 1%	1,182 27%	1,200 28%	153 4%	<b>4,313</b>	
	<b>Adult Misdemeanor</b>	369 11%	83 2%	283 8%	407 12%	225 6%	140 4%	104 3%	42 1%	651 19%	1,047 30%	125 4%	<b>3,476</b>	
	<b>Show Cause</b>	225 7%	101 3%	218 6%	613 18%	113 3%	103 3%	66 2%	46 1%	994 29%	803 23%	140 4%	<b>3,422</b>	
	<b>Adult Felony</b>	260 15%	47 3%	121 7%	160 9%	143 8%	53 3%	75 4%	35 2%	506 28%	294 16%	93 5%	<b>1,787</b>	
	<b>Family Abuse - Prot Order</b>	95 9%	33 3%	89 8%	203 19%	60 6%	27 3%	26 2%	15 1%	271 25%	228 21%	32 3%	<b>1,079</b>	
	<b>Capias</b>	93 9%	38 4%	106 10%	220 21%	42 4%	32 3%	27 3%	6 1%	166 16%	304 29%	31 3%	<b>1,065</b>	
	<b>Remand Support</b>	6 2%	- 0%	12 4%	44 15%	4 1%	3 1%	2 1%	1 0%	101 34%	123 41%	4 1%	<b>300</b>	
	<b>Motion - Prot Order</b>	16 9%	- 0%	18 10%	44 24%	7 4%	8 4%	10 5%	2 1%	53 29%	17 9%	10 5%	<b>185</b>	
	<b>Violation of PO</b>	6 5%	- 0%	14 12%	35 30%	4 3%	3 3%	3 3%	1 1%	14 12%	30 26%	5 4%	<b>115</b>	
	<b>SL/Other</b>	13 14%	2 2%	9 9%	5 5%	11 11%	3 3%	4 4%	- 0%	19 20%	15 16%	15 16%	<b>96</b>	
	<b>Non-Family Abuse Prot Order</b>	4 10%	- 0%	3 7%	15 36%	4 10%	4 10%	1 2%	1 2%	5 12%	2 5%	3 7%	<b>42</b>	
	<b>Other</b>	- 0%	- 0%	- 0%	6 16%	- 0%	1 3%	1 3%	12 32%	1 3%	17 45%	- 0%	<b>38</b>	
	<b>Protective Order</b>	1 6%	- 0%	- 0%	2 13%	1 6%	- 0%	- 0%	- 0%	- 0%	12 75%	- 0%	<b>16</b>	
	<b>Violation Fam Abuse PO</b>	- 0%	- 0%	- 0%	- 0%	- 0%	- 0%	- 0%	- 0%	1 8%	11 92%	- 0%	<b>12</b>	
	<b>Criminal Support</b>	2 25%	- 0%	- 0%	- 0%	- 0%	- 0%	- 0%	- 0%	4 50%	2 25%	- 0%	<b>8</b>	
	<b>Bond Forfeiture</b>	- 0%	- 0%	- 0%	- 0%	- 0%	- 0%	- 0%	- 0%	- 0%	6 100%	- 0%	<b>6</b>	
	<b>Restricted O/L</b>	- 0%	- 0%	- 0%	- 0%	- 0%	- 0%	- 0%	- 0%	- 0%	2 100%	- 0%	<b>2</b>	
	<b>Total</b>		1,416 9%	390 2%	1,109 7%	2,498 16%	809 5%	445 3%	391 2%	212 1%	3,968 25%	4,113 26%	611 4%	<b>15,962</b>
	<b>J</b>	<b>Custody Visitation</b>	1,029 9%	225 2%	810 7%	1,787 15%	600 5%	189 2%	171 1%	110 1%	3,125 26%	3,319 28%	439 4%	<b>11,804</b>
		<b>Delinquency</b>	138 7%	89 4%	179 9%	384 19%	110 5%	100 5%	36 2%	52 3%	281 14%	577 29%	78 4%	<b>2,024</b>
<b>Traffic</b>		75 8%	27 3%	68 7%	190 20%	50 5%	29 3%	23 2%	27 3%	132 14%	271 28%	60 6%	<b>952</b>	
<b>Paternity</b>		48 6%	- 0%	157 20%	5 1%	93 12%	5 1%	1 0%	1 0%	73 9%	370 46%	45 6%	<b>798</b>	
<b>Remand Visitation</b>		6 1%	- 0%	7 2%	49 12%	2 0%	11 3%	4 1%	- 0%	182 44%	149 36%	7 2%	<b>417</b>	
<b>Remand Custody</b>		6 1%	- 0%	9 2%	47 11%	4 1%	11 3%	5 1%	- 0%	174 42%	152 37%	7 2%	<b>415</b>	

	Caroline	Essex	Frederick sburg	Hanover	King George	Lancaster	Northum berland	Richmond County	Spotsylva nia	Stafford	Westmore land	Total
<b>J Abuse or Neglect</b>	4	8	43	3	10	1	-	1	151	48	7	<b>276</b>
	1%	3%	16%	1%	4%	0%	0%	0%	55%	17%	3%	
<b>Foster Care Review</b>	14	11	27	9	5	3	4	1	156	24	4	<b>258</b>
	5%	4%	10%	3%	2%	1%	2%	0%	60%	9%	2%	
<b>Show Cause</b>	8	3	8	108	9	11	4	3	72	16	6	<b>248</b>
	3%	1%	3%	44%	4%	4%	2%	1%	29%	6%	2%	
<b>Permanency</b>	17	21	22	17	12	9	3	2	64	22	7	<b>196</b>
	9%	11%	11%	9%	6%	5%	2%	1%	33%	11%	4%	
<b>Term Parental Rights</b>	18	-	32	3	20	-	2	-	62	18	3	<b>158</b>
	11%	0%	20%	2%	13%	0%	1%	0%	39%	11%	2%	
<b>Child in Need of Services</b>	22	-	8	20	9	10	7	2	11	32	18	<b>139</b>
	16%	0%	6%	14%	6%	7%	5%	1%	8%	23%	13%	
<b>Status Offense/Other</b>	5	12	8	17	6	10	4	1	37	11	6	<b>117</b>
	4%	10%	7%	15%	5%	9%	3%	1%	32%	9%	5%	
<b>Initial Foster Care</b>	2	4	26	6	3	-	-	-	52	17	5	<b>115</b>
	2%	3%	23%	5%	3%	0%	0%	0%	45%	15%	4%	
<b>Truancy</b>	7	-	-	35	5	4	4	-	36	-	6	<b>97</b>
	7%	0%	0%	36%	5%	4%	4%	0%	37%	0%	6%	
<b>Non-Family Abuse Prot Order</b>	12	-	3	10	1	-	-	-	21	12	3	<b>62</b>
	19%	0%	5%	16%	2%	0%	0%	0%	34%	19%	5%	
<b>Capias</b>	3	1	4	17	-	-	-	-	6	20	1	<b>52</b>
	6%	2%	8%	33%	0%	0%	0%	0%	12%	38%	2%	
<b>Voluntary Continuing</b>	2	-	6	4	-	1	-	-	7	1	-	<b>21</b>
	10%	0%	29%	19%	0%	5%	0%	0%	33%	5%	0%	
<b>Custody Relief</b>	-	-	-	1	-	1	1	-	5	11	-	<b>19</b>
	0%	0%	0%	5%	0%	5%	5%	0%	26%	58%	0%	
<b>Entrustment</b>	-	-	12	2	-	-	-	-	3	-	-	<b>17</b>
	0%	0%	71%	12%	0%	0%	0%	0%	18%	0%	0%	
<b>Child at Risk</b>	-	3	1	-	4	-	1	-	-	5	-	<b>14</b>
	0%	21%	7%	0%	29%	0%	7%	0%	0%	36%	0%	
<b>Family Abuse - Prot Order</b>	3	-	-	-	-	-	-	-	4	4	-	<b>11</b>
	27%	0%	0%	0%	0%	0%	0%	0%	36%	36%	0%	
<b>Restricted O/L</b>	-	-	-	-	-	-	-	-	1	3	-	<b>4</b>
	0%	0%	0%	0%	0%	0%	0%	0%	25%	75%	0%	
<b>Motion - Prot Order</b>	-	-	-	1	-	-	-	-	1	1	-	<b>3</b>
	0%	0%	0%	33%	0%	0%	0%	0%	33%	33%	0%	
<b>Emancipation</b>	1	-	-	-	-	-	-	-	-	-	1	<b>2</b>
	50%	0%	0%	0%	0%	0%	0%	0%	0%	0%	50%	
<b>Violation Fam Abuse PO</b>	-	-	-	1	-	-	-	-	-	1	-	<b>2</b>
	0%	0%	0%	50%	0%	0%	0%	0%	0%	50%	0%	
<b>Protective Order</b>	1	-	-	-	-	-	-	-	-	-	-	<b>1</b>
	100%	0%	0%	0%	0%	0%	0%	0%	0%	0%	0%	
<b>Violation of PO</b>	1	-	-	-	-	-	-	-	-	-	-	<b>1</b>
	100%	0%	0%	0%	0%	0%	0%	0%	0%	0%	0%	
<b>Juv Support</b>	-	-	-	-	-	-	-	-	-	-	-	<b>0</b>
	0%	0%	0%	0%	0%	0%	0%	0%	0%	0%	0%	
<b>Total</b>	1,422	404	1,430	2,716	943	395	270	200	4,656	5,084	703	<b>18,223</b>
	8%	2%	8%	15%	5%	2%	1%	1%	26%	28%	4%	
<b>Total</b>	2,838	794	2,539	5,214	1,752	840	661	412	8,624	9,197	1,314	<b>34,185</b>
	8%	2%	7%	15%	5%	2%	2%	1%	25%	27%	4%	

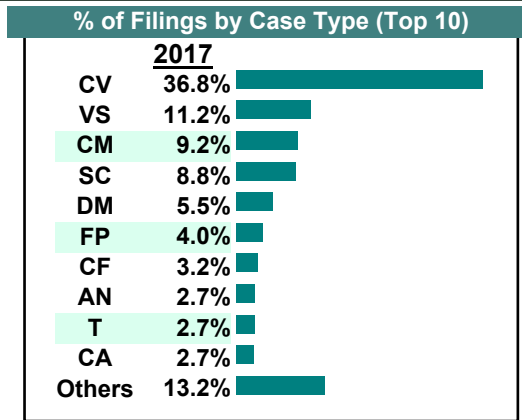
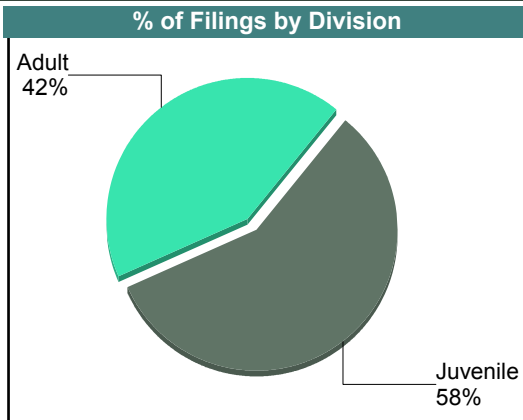
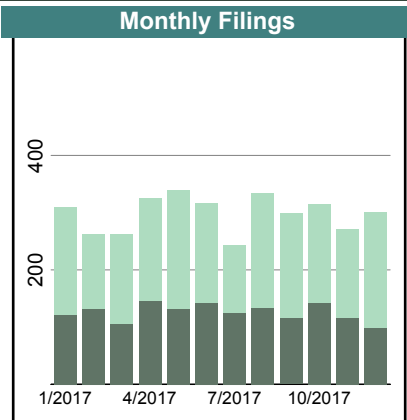
# CASELOAD STATISTICS OF THE JUVENILE & DOMESTIC RELATIONS COURTS

January 2017 thru December 2017

**Albemarle**

District: 16

		<u>Filings</u>	<u>Hearings</u>	<u>Transactions</u>	<u>Concluded</u>	<u>Cont</u>
<b>Adult</b>						
Non-Family Abuse Prot Order	AP	8	23	23	7	16
Bond Forfeiture	BF	1	1	1	0	1
Capias	CA	96	252	252	109	142
Felony	CF	116	461	461	108	353
Misdemeanor	CM	328	1,043	1,043	308	733
Family Abuse - Prot Order	FP	142	351	351	137	214
Motion - Prot Order	MP	58	67	67	55	11
Other	OT	2	2	2	2	-
Protective Order	PC	5	9	9	4	5
Violation of PO	PV	27	27	27	27	-
Remand Support	RS	12	12	12	12	-
Show Cause	SC	316	929	929	343	586
SL/Other	SL	6	8	8	6	2
Civil Support	VS	399	935	935	398	534
<b>Adult Total</b>		<b>1,516</b>	<b>4,120</b>	<b>4,120</b>	<b>1,516</b>	<b>2,597</b>
<b>Juvenile</b>						
Abuse or Neglect	AN	98	330	330	92	238
Custody Relief	CR	2	2	2	0	2
Child in Need of Services	CS	24	48	48	19	29
Custody Visitation	CV	1,317	4,211	4,211	1,206	2,983
Felony	DF	33	207	207	38	169
Misdemeanor	DM	195	673	674	179	493
Entrustment	ET	1	1	1	1	-
Foster Care Review	FC	48	49	49	49	-
Initial Foster Care	IF	38	38	38	38	-
Motion - Prot Order	MP	6	24	24	12	12
Protective Order	PC	5	14	14	4	10
Permanency	PH	56	63	63	57	6
Petition	PT	20	72	72	18	50
Child at Risk	RI	10	31	31	15	16
Status	ST	58	131	131	57	74
Traffic	T	98	160	177	93	83
Term Parental Rights	TP	26	45	45	29	16
Truancy	TR	20	65	65	21	44
Voluntary Continuing Services Agreement	VA	6	6	6	6	-
<b>Juvenile Total</b>		<b>2,061</b>	<b>6,170</b>	<b>6,188</b>	<b>1,934</b>	<b>4,225</b>
<b>Albemarle Totals</b>		<b>3,577</b>	<b>10,290</b>	<b>10,308</b>	<b>3,450</b>	<b>6,822</b>



# CASELOAD STATISTICS OF THE JUVENILE & DOMESTIC RELATIONS COURTS

Charlottesville

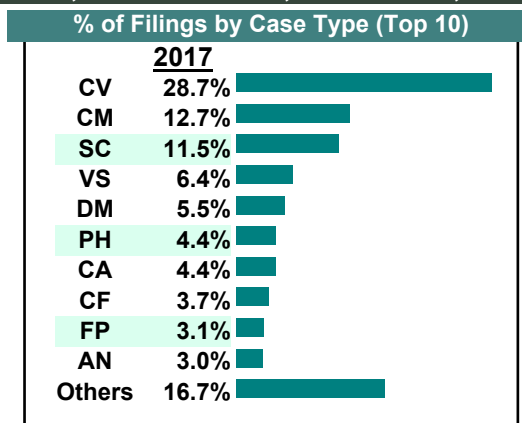
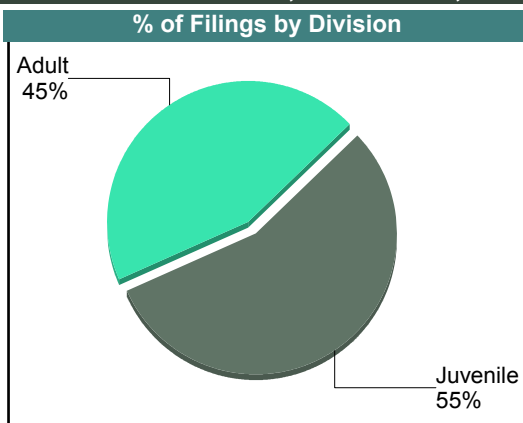
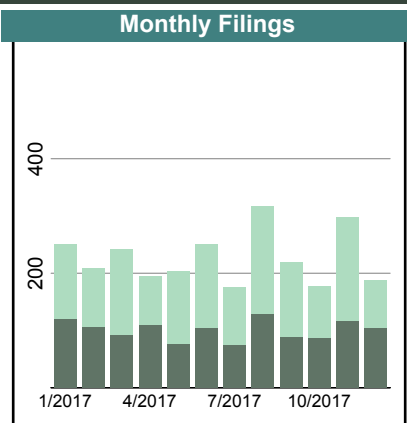
District: 16

January 2017 thru December 2017

		Filings	Hearings	Transactions	Concluded	Cont
<b>Adult</b>						
Non-Family Abuse Prot Order	AP	3	11	11	5	6
Bond Forfeiture	BF	1	3	3	1	2
Capias	CA	120	356	356	135	220
Felony	CF	100	331	331	102	229
Misdemeanor	CM	345	1,085	1,086	348	738
Family Abuse - Prot Order	FP	83	208	208	89	119
Motion - Prot Order	MP	29	35	35	29	6
Other	OT	1	1	1	1	-
Protective Order	PC	2	3	3	2	1
Violation of PO	PV	28	28	28	28	-
Remand Support	RS	2	2	2	2	-
Show Cause	SC	313	875	875	290	580
SL/Other	SL	12	12	12	11	-
Civil Support	VS	173	403	403	170	232
<b>Adult Total</b>		<b>1,212</b>	<b>3,353</b>	<b>3,354</b>	<b>1,213</b>	<b>2,133</b>

<b>Juvenile</b>						
Abuse or Neglect	AN	81	252	252	83	169
Child in Need of Services	CS	32	113	113	44	68
Custody Visitation	CV	782	2,146	2,146	823	1,308
Felony	DF	40	288	288	48	240
Misdemeanor	DM	149	661	661	131	529
Entrustment	ET	10	10	10	10	-
Foster Care Review	FC	79	84	84	80	4
Initial Foster Care	IF	64	64	64	60	3
Motion - Prot Order	MP	1	1	1	1	-
Protective Order	PC	2	4	4	2	2
Permanency	PH	121	133	133	118	15
Petition	PT	23	62	62	18	43
Child at Risk	RI	6	10	10	6	4
Status	ST	16	40	40	13	27
Traffic	T	42	94	103	46	57
Term Parental Rights	TP	41	60	60	32	28
Truancy	TR	14	65	65	17	48
Voluntary Continuing Services Agreement	VA	6	6	6	6	-
<b>Juvenile Total</b>		<b>1,509</b>	<b>4,093</b>	<b>4,102</b>	<b>1,538</b>	<b>2,545</b>

<b>Charlottesville Totals</b>		<b>2,721</b>	<b>7,446</b>	<b>7,456</b>	<b>2,751</b>	<b>4,678</b>
-------------------------------	--	--------------	--------------	--------------	--------------	--------------



# CASELOAD STATISTICS OF THE JUVENILE & DOMESTIC RELATIONS COURTS

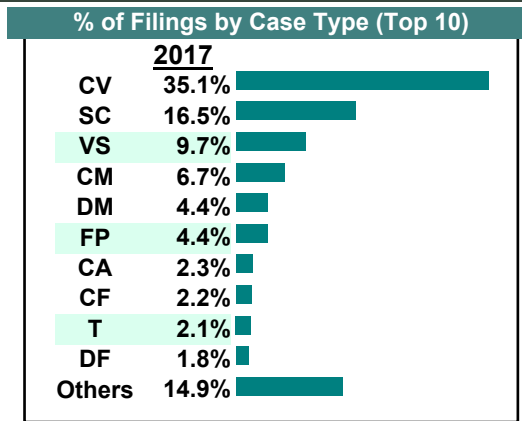
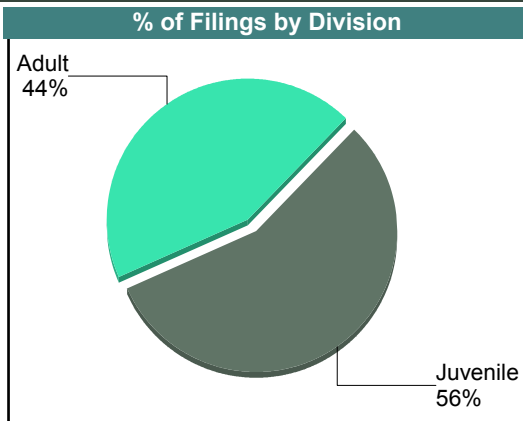
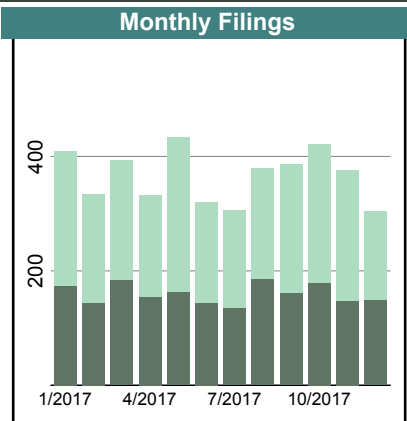
January 2017 thru December 2017

**Culpeper**  
District: 16

		<u>Filings</u>	<u>Hearings</u>	<u>Transactions</u>	<u>Concluded</u>	<u>Cont</u>
<b><u>Adult</u></b>						
Non-Family Abuse Prot Order	AP	7	13	13	7	6
Bond Forfeiture	BF	1	1	1	1	-
Capias	CA	92	208	208	98	110
Felony	CF	96	258	258	96	162
Misdemeanor	CM	296	897	897	283	614
Family Abuse - Prot Order	FP	186	380	380	189	191
Motion - Prot Order	MP	51	58	58	50	8
Other	OT	11	15	15	13	2
Violation of PO	PV	28	28	28	28	-
Remand Support	RS	23	23	23	23	-
Show Cause	SC	698	1,853	1,853	736	1,117
SL/Other	SL	14	20	20	14	6
Civil Support	VS	425	960	960	463	497
<b>Adult Total</b>		<b>1,928</b>	<b>4,714</b>	<b>4,714</b>	<b>2,001</b>	<b>2,713</b>

<b><u>Juvenile</u></b>						
Abuse or Neglect	AN	39	167	167	46	121
Non-Family Abuse Prot Order	AP	16	37	37	14	23
Capias	CA	11	24	24	11	13
Custody Relief	CR	1	1	1	1	-
Child in Need of Services	CS	72	249	249	72	177
Custody Visitation	CV	1,541	4,030	4,030	1,519	2,511
Felony	DF	78	322	322	85	237
Misdemeanor	DM	193	647	647	143	504
Emancipation	EP	1	1	1	1	-
Entrustment	ET	2	3	3	2	1
Foster Care Review	FC	40	43	43	40	3
Family Abuse - Prot Order	FP	6	12	12	5	7
Initial Foster Care	IF	25	29	29	25	4
Juv Support	JS	1	6	6	2	4
Motion - Prot Order	MP	9	10	10	9	1
Permanency	PH	52	68	68	50	18
Petition	PT	18	44	44	18	26
Remand Custody	RC	40	40	40	40	-
Child at Risk	RI	48	149	149	40	109
Remand Visitation	RV	41	41	41	41	-
Show Cause	SC	29	92	92	30	62
Status	ST	50	107	107	39	68
Traffic	T	91	103	134	90	44
Term Parental Rights	TP	22	66	66	29	37
Truancy	TR	36	111	111	36	75
Voluntary Continuing Services Agreement	VA	5	5	5	5	-
<b>Juvenile Total</b>		<b>2,467</b>	<b>6,407</b>	<b>6,438</b>	<b>2,393</b>	<b>4,045</b>

<b>Culpeper Totals</b>		<b>4,395</b>	<b>11,121</b>	<b>11,152</b>	<b>4,394</b>	<b>6,758</b>
------------------------	--	--------------	---------------	---------------	--------------	--------------



# CASELOAD STATISTICS OF THE JUVENILE & DOMESTIC RELATIONS COURTS

January 2017 thru December 2017

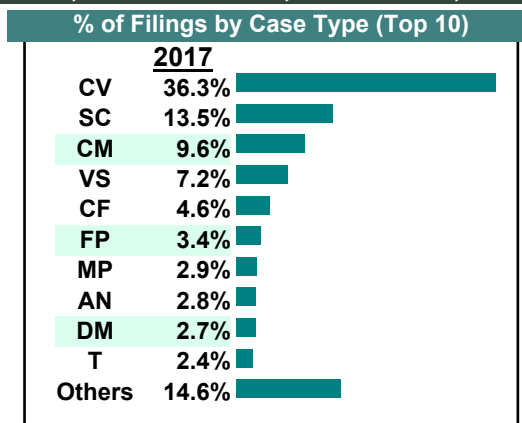
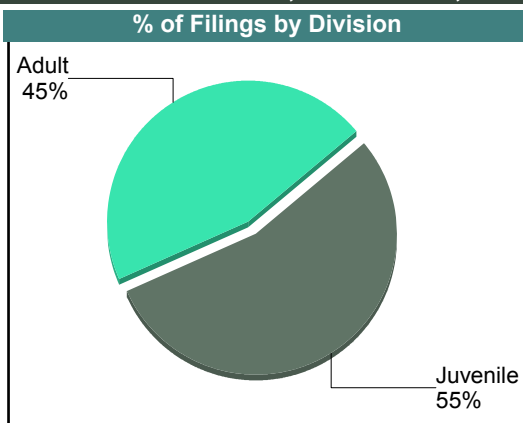
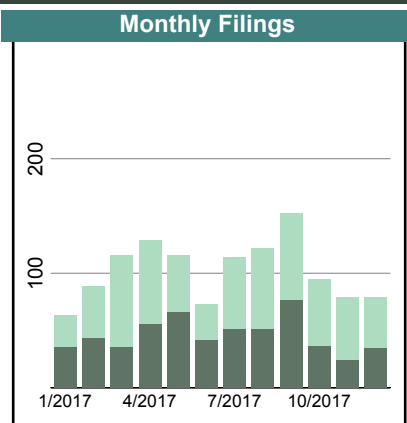
Fluvanna

District: 16

		Filings	Hearings	Transactions	Concluded	Cont
<b>Adult</b>						
Non-Family Abuse Prot Order	AP	4	7	7	3	4
Bond Forfeiture	BF	1	1	1	1	-
Capias	CA	16	60	60	23	37
Felony	CF	57	149	149	58	91
Misdemeanor	CM	118	337	337	122	215
Family Abuse - Prot Order	FP	42	106	106	39	67
Motion - Prot Order	MP	30	36	36	28	8
Other	OT	5	6	6	3	1
Violation of PO	PV	8	9	9	8	1
Remand Support	RS	28	28	28	28	-
Show Cause	SC	160	423	423	114	309
Civil Support	VS	89	242	242	99	140
<b>Adult Total</b>		<b>558</b>	<b>1,404</b>	<b>1,404</b>	<b>526</b>	<b>873</b>

<b>Juvenile</b>						
Abuse or Neglect	AN	34	115	115	36	79
Non-Family Abuse Prot Order	AP	7	18	18	6	12
Custody Relief	CR	2	2	2	1	1
Child in Need of Services	CS	10	48	48	12	35
Custody Visitation	CV	446	1,673	1,673	473	1,191
Felony	DF	13	117	117	20	97
Misdemeanor	DM	33	128	129	42	86
Foster Care Review	FC	7	7	7	6	1
Initial Foster Care	IF	10	11	11	10	1
Juv Support	JS	0	2	2	1	1
Motion - Prot Order	MP	5	8	8	4	4
Permanency	PH	10	11	11	10	1
Petition	PT	4	7	7	4	3
Remand Custody	RC	23	23	23	23	-
Remand Visitation	RV	23	23	23	23	-
Show Cause	SC	6	30	30	10	20
Status	ST	7	16	16	4	12
Traffic	T	29	53	66	35	31
Truancy	TR	0	7	7	2	5
Voluntary Continuing Services Agreement	VA	1	1	1	1	-
<b>Juvenile Total</b>		<b>670</b>	<b>2,300</b>	<b>2,314</b>	<b>723</b>	<b>1,580</b>

<b>Fluvanna Totals</b>		<b>1,228</b>	<b>3,704</b>	<b>3,718</b>	<b>1,249</b>	<b>2,453</b>
------------------------	--	--------------	--------------	--------------	--------------	--------------



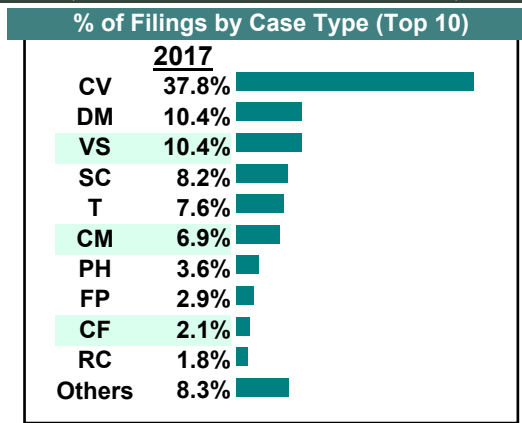
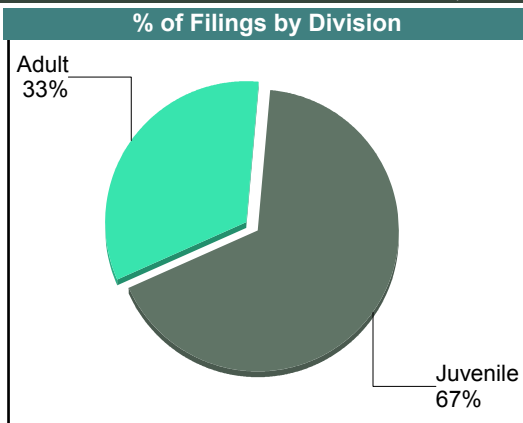
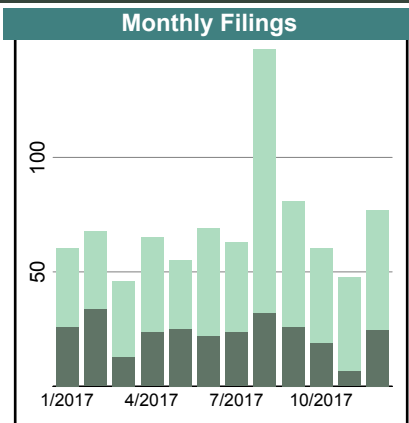
# CASELOAD STATISTICS OF THE JUVENILE & DOMESTIC RELATIONS COURTS

January 2017 thru December 2017

**Goochland**

District: 16

		<u>Filings</u>	<u>Hearings</u>	<u>Transactions</u>	<u>Concluded</u>	<u>Cont</u>
<b><u>Adult</u></b>						
Capias	CA	8	53	53	13	40
Felony	CF	18	52	52	16	36
Misdemeanor	CM	58	163	163	53	110
Family Abuse - Prot Order	FP	24	49	49	23	26
Motion - Prot Order	MP	3	4	4	3	1
Other	OT	5	6	6	5	1
Violation of PO	PV	3	3	3	3	-
Remand Support	RS	9	9	9	9	-
Show Cause	SC	61	196	196	61	135
SL/Other	SL	1	1	1	1	-
Civil Support	VS	87	203	203	92	111
<b>Adult Total</b>		<b>277</b>	<b>739</b>	<b>739</b>	<b>279</b>	<b>460</b>
<b><u>Juvenile</u></b>						
Abuse or Neglect	AN	3	13	13	7	6
Capias	CA	2	8	8	2	6
Child in Need of Services	CS	5	13	13	6	7
Custody Visitation	CV	317	1,011	1,011	305	704
Felony	DF	1	7	7	1	6
Misdemeanor	DM	87	224	224	69	155
Foster Care Review	FC	3	3	3	3	-
Initial Foster Care	IF	3	3	3	3	-
Motion - Prot Order	MP	3	3	3	3	-
Permanency	PH	30	30	30	29	1
Petition	PT	5	11	11	3	8
Remand Custody	RC	15	15	15	14	-
Show Cause	SC	8	15	15	8	7
Status	ST	14	25	25	14	11
Traffic	T	64	118	125	65	60
Voluntary Continuing Services Agreement	VA	2	2	2	2	-
<b>Juvenile Total</b>		<b>562</b>	<b>1,501</b>	<b>1,508</b>	<b>534</b>	<b>971</b>
<b>Goochland Totals</b>		<b>839</b>	<b>2,240</b>	<b>2,247</b>	<b>813</b>	<b>1,431</b>



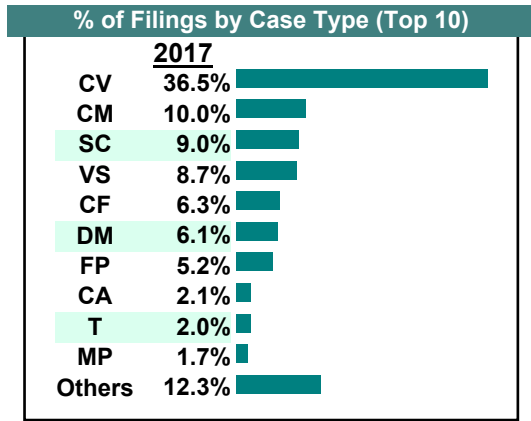
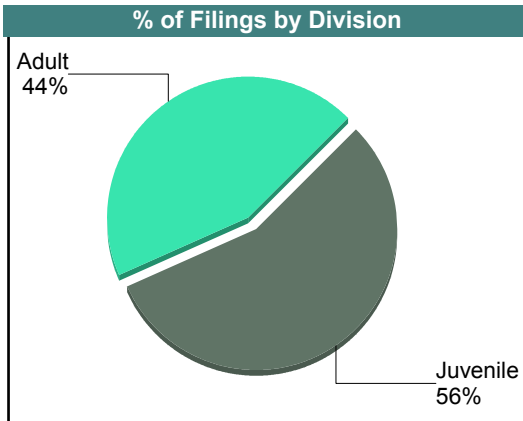
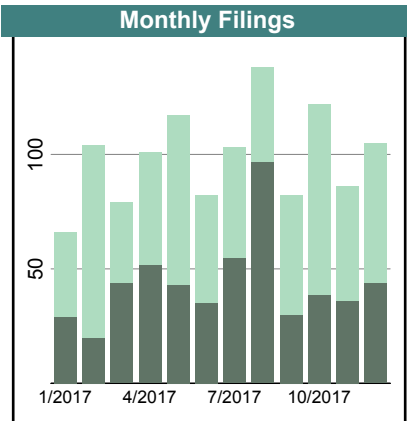
# CASELOAD STATISTICS OF THE JUVENILE & DOMESTIC RELATIONS COURTS

January 2017 thru December 2017

**Greene**

District: 16

		<u>Filings</u>	<u>Hearings</u>	<u>Transactions</u>	<u>Concluded</u>	<u>Cont</u>
<b>Adult</b>						
Non-Family Abuse Prot Order	AP	3	6	6	3	3
Capias	CA	24	70	70	27	43
Felony	CF	75	169	169	78	91
Misdemeanor	CM	119	285	285	115	170
Family Abuse - Prot Order	FP	62	139	139	57	82
Motion - Prot Order	MP	20	23	23	20	3
Violation Fam Abuse PO	PS	1	3	3	1	2
Violation of PO	PV	9	10	10	9	1
Remand Support	RS	9	9	9	9	-
Show Cause	SC	97	294	294	117	177
SL/Other	SL	2	2	2	2	-
Civil Support	VS	103	249	249	115	134
<b>Adult Total</b>		<b>524</b>	<b>1,259</b>	<b>1,259</b>	<b>553</b>	<b>706</b>
<b>Juvenile</b>						
Abuse or Neglect	AN	17	50	50	17	33
Non-Family Abuse Prot Order	AP	7	14	14	7	7
Capias	CA	1	3	3	1	2
Child in Need of Services	CS	18	52	52	10	42
Custody Visitation	CV	432	1,130	1,130	375	755
Felony	DF	19	73	73	13	60
Misdemeanor	DM	72	211	211	71	140
Entrustment	ET	2	2	2	2	-
Foster Care Review	FC	2	2	2	2	-
Initial Foster Care	IF	9	9	9	9	-
Permanency	PH	1	1	1	1	-
Remand Custody	RC	14	14	14	14	-
Remand Visitation	RV	14	14	14	14	-
Show Cause	SC	10	31	31	11	20
Status	ST	8	21	21	4	17
Traffic	T	24	46	52	26	26
Truancy	TR	10	44	44	9	35
Voluntary Continuing Services Agreement	VA	1	1	1	1	-
<b>Juvenile Total</b>		<b>661</b>	<b>1,718</b>	<b>1,724</b>	<b>587</b>	<b>1,137</b>
<b>Greene Totals</b>		<b>1,185</b>	<b>2,977</b>	<b>2,983</b>	<b>1,140</b>	<b>1,843</b>





# CASELOAD STATISTICS OF THE JUVENILE & DOMESTIC RELATIONS COURTS

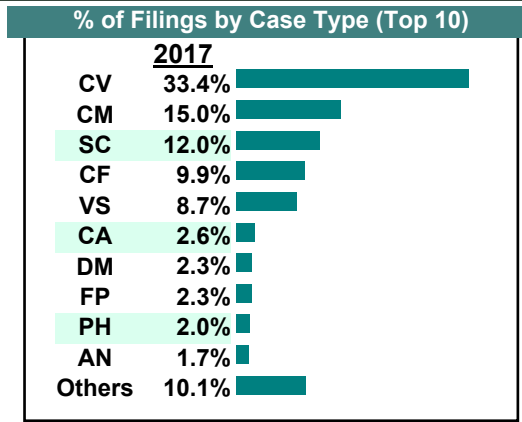
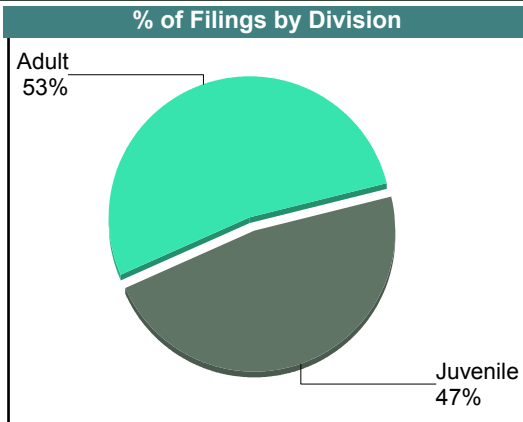
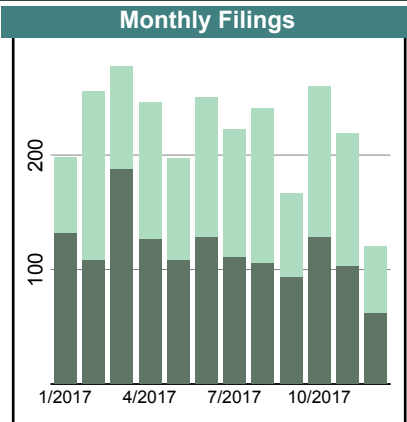
January 2017 thru December 2017

Louisa  
District: 16

		Filings	Hearings	Transactions	Concluded	Cont
<b>Adult</b>						
Non-Family Abuse Prot Order	AP	3	7	7	2	5
Bond Forfeiture	BF	1	4	4	3	1
Capias	CA	70	178	178	80	98
Felony	CF	263	479	479	274	205
Misdemeanor	CM	399	879	879	425	454
Family Abuse - Prot Order	FP	59	132	132	60	72
Motion - Prot Order	MP	19	20	20	19	1
Other	OT	1	1	1	1	-
Violation of PO	PV	20	20	20	20	-
Remand Support	RS	17	17	17	17	-
Show Cause	SC	312	820	820	320	499
SL/Other	SL	4	5	5	5	-
Civil Support	VS	230	462	462	223	235
<b>Adult Total</b>		<b>1,398</b>	<b>3,024</b>	<b>3,024</b>	<b>1,449</b>	<b>1,570</b>

<b>Juvenile</b>						
Abuse or Neglect	AN	46	154	154	50	104
Custody Relief	CR	0	2	2	1	1
Child in Need of Services	CS	13	73	73	16	57
Custody Visitation	CV	887	2,477	2,477	838	1,638
Felony	DF	19	67	67	14	53
Misdemeanor	DM	61	206	207	75	132
Foster Care Review	FC	22	22	22	22	-
Family Abuse - Prot Order	FP	2	6	6	1	5
Initial Foster Care	IF	24	24	24	24	-
Motion - Prot Order	MP	8	14	14	8	6
Permanency	PH	52	57	57	51	5
Petition	PT	5	8	8	3	5
Remand Custody	RC	14	14	14	14	-
Child at Risk	RI	1	2	2	1	1
Remand Visitation	RV	16	16	16	16	-
Show Cause	SC	6	15	15	3	12
Status	ST	3	8	8	3	5
Traffic	T	44	64	71	42	28
Term Parental Rights	TP	28	30	30	28	2
Truancy	TR	4	31	31	8	23
Voluntary Continuing Services Agreement	VA	1	1	1	0	1
<b>Juvenile Total</b>		<b>1,256</b>	<b>3,291</b>	<b>3,299</b>	<b>1,218</b>	<b>2,078</b>

<b>Louisa Totals</b>		<b>2,654</b>	<b>6,315</b>	<b>6,323</b>	<b>2,667</b>	<b>3,648</b>
----------------------	--	--------------	--------------	--------------	--------------	--------------



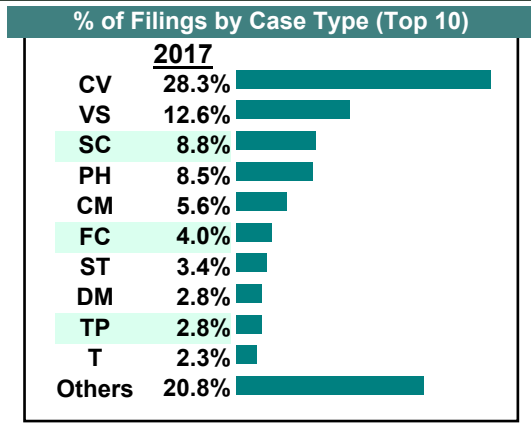
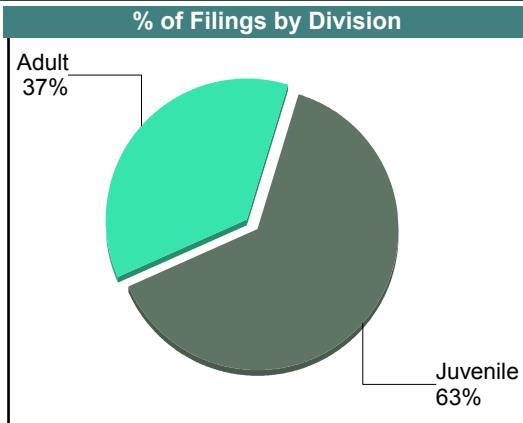
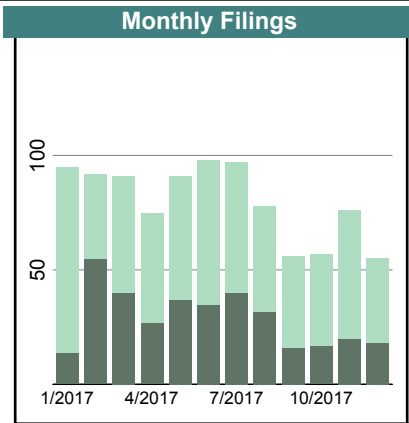
# CASELOAD STATISTICS OF THE JUVENILE & DOMESTIC RELATIONS COURTS

January 2017 thru December 2017

**Madison**

District: 16

		<u>Filings</u>	<u>Hearings</u>	<u>Transactions</u>	<u>Concluded</u>	<u>Cont</u>
<b><u>Adult</u></b>						
Capias	CA	10	30	30	13	17
Felony	CF	20	78	78	22	56
Misdemeanor	CM	54	152	152	53	99
Family Abuse - Prot Order	FP	20	38	38	18	20
Motion - Prot Order	MP	12	15	15	13	2
Other	OT	19	35	35	19	16
Protective Order	PC	1	1	1	1	-
Violation of PO	PV	1	1	1	1	-
Remand Support	RS	6	6	6	6	-
Show Cause	SC	85	278	278	95	183
SL/Other	SL	2	3	3	2	1
Civil Support	VS	121	237	237	108	129
<b>Adult Total</b>		<b>351</b>	<b>874</b>	<b>874</b>	<b>351</b>	<b>523</b>
<b><u>Juvenile</u></b>						
Abuse or Neglect	AN	20	63	63	20	43
Non-Family Abuse Prot Order	AP	1	2	2	0	2
Custody Relief	CR	2	4	4	2	2
Child in Need of Services	CS	14	30	30	10	20
Custody Visitation	CV	272	590	590	264	326
Felony	DF	5	22	22	9	13
Misdemeanor	DM	27	70	70	21	49
Entrustment	ET	9	13	13	9	4
Foster Care Review	FC	38	38	38	38	-
Initial Foster Care	IF	8	8	8	8	-
Motion - Prot Order	MP	6	11	11	6	5
Permanency	PH	82	83	83	81	2
Petition	PT	6	19	19	10	9
Remand Custody	RC	9	9	9	9	-
Child at Risk	RI	3	7	7	3	4
Remand Visitation	RV	9	9	9	9	-
Status	ST	33	114	114	33	81
Traffic	T	22	49	54	29	25
Term Parental Rights	TP	27	35	35	25	10
Truancy	TR	11	34	34	10	24
Voluntary Continuing Services Agreement	VA	6	7	7	6	1
<b>Juvenile Total</b>		<b>610</b>	<b>1,217</b>	<b>1,222</b>	<b>602</b>	<b>620</b>
<b>Madison Totals</b>		<b>961</b>	<b>2,091</b>	<b>2,096</b>	<b>953</b>	<b>1,143</b>



# CASELOAD STATISTICS OF THE JUVENILE & DOMESTIC RELATIONS COURTS

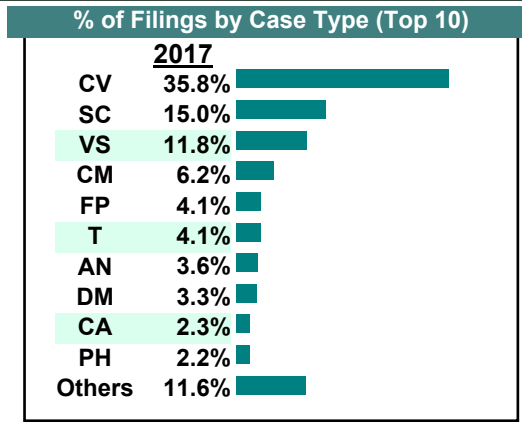
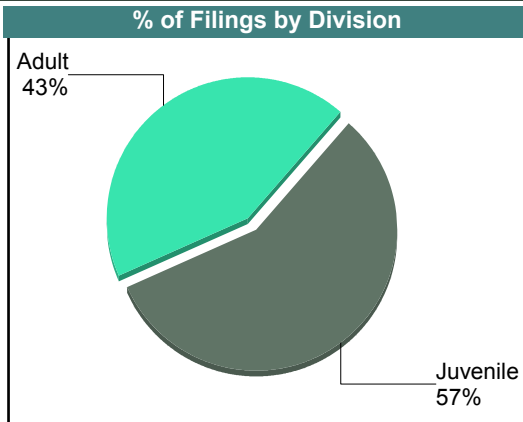
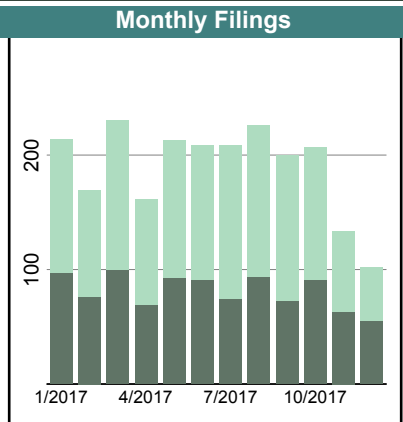
January 2017 thru December 2017

**Orange**  
District: 16

		<u>Filings</u>	<u>Hearings</u>	<u>Transactions</u>	<u>Concluded</u>	<u>Cont</u>
<b><u>Adult</u></b>						
Non-Family Abuse Prot Order	AP	10	19	19	10	9
Capias	CA	52	136	136	48	88
Felony	CF	41	148	148	46	102
Misdemeanor	CM	142	454	454	147	306
Family Abuse - Prot Order	FP	92	210	210	87	123
Motion - Prot Order	MP	12	29	29	12	17
Other	OT	2	6	6	3	3
Violation Fam Abuse PO	PS	3	3	3	3	-
Violation of PO	PV	9	9	9	9	-
Remand Support	RS	4	4	4	4	-
Show Cause	SC	341	944	944	346	598
SL/Other	SL	1	1	1	1	-
Civil Support	VS	268	613	613	266	347
<b>Adult Total</b>		<b>977</b>	<b>2,576</b>	<b>2,576</b>	<b>982</b>	<b>1,593</b>

<b><u>Juvenile</u></b>						
Abuse or Neglect	AN	81	314	314	75	239
Non-Family Abuse Prot Order	AP	1	3	3	2	1
Child in Need of Services	CS	28	104	104	33	71
Custody Visitation	CV	813	2,047	2,047	794	1,253
Felony	DF	39	223	223	35	188
Misdemeanor	DM	76	329	330	87	243
Emancipation	EP	1	3	3	1	2
Entrustment	ET	3	4	4	3	1
Foster Care Review	FC	28	34	34	28	6
Family Abuse - Prot Order	FP	1	2	2	1	1
Initial Foster Care	IF	29	31	31	29	2
Motion - Prot Order	MP	1	2	2	1	1
Permanency	PH	50	61	61	50	11
Petition	PT	5	11	11	4	7
Remand Custody	RC	3	3	3	3	-
Remand Visitation	RV	4	4	4	4	-
Status	ST	20	43	44	19	25
Traffic	T	93	149	169	87	82
Term Parental Rights	TP	7	17	17	6	11
Truancy	TR	10	33	33	12	21
Voluntary Continuing Services Agreement	VA	3	3	3	2	1
<b>Juvenile Total</b>		<b>1,296</b>	<b>3,420</b>	<b>3,442</b>	<b>1,276</b>	<b>2,166</b>

<b>Orange Totals</b>		<b>2,273</b>	<b>5,996</b>	<b>6,018</b>	<b>2,258</b>	<b>3,759</b>
----------------------	--	--------------	--------------	--------------	--------------	--------------



Filings by Court & Division

	Albemarle	Charlottes ville	Culpeper	Fluvanna	Goochlan d	Greene	Louisa	Madison	Orange	Total
<b>A</b> Show Cause	316 13%	313 13%	698 29%	160 7%	61 3%	97 4%	312 13%	85 4%	341 14%	2,383
Civil Support	399 21%	173 9%	425 22%	89 5%	87 5%	103 5%	230 12%	121 6%	268 14%	1,895
Adult Misdemeanor	328 18%	345 19%	296 16%	118 6%	58 3%	119 6%	399 21%	54 3%	142 8%	1,859
Adult Felony	116 15%	100 13%	96 12%	57 7%	18 2%	75 10%	263 33%	20 3%	41 5%	786
Family Abuse - Prot Order	142 20%	83 12%	186 26%	42 6%	24 3%	62 9%	59 8%	20 3%	92 13%	710
Capias	96 20%	120 25%	92 19%	16 3%	8 2%	24 5%	70 14%	10 2%	52 11%	488
Motion - Prot Order	58 25%	29 12%	51 22%	30 13%	3 1%	20 9%	19 8%	12 5%	12 5%	234
Violation of PO	27 20%	28 21%	28 21%	8 6%	3 2%	9 7%	20 15%	1 1%	9 7%	133
Remand Support	12 11%	2 2%	23 21%	28 25%	9 8%	9 8%	17 15%	6 5%	4 4%	110
Other	2 4%	1 2%	11 24%	5 11%	5 11%	- 0%	1 2%	19 41%	2 4%	46
SL/Other	6 14%	12 29%	14 33%	- 0%	1 2%	2 5%	4 10%	2 5%	1 2%	42
Non-Family Abuse Prot Order	8 21%	3 8%	7 18%	4 11%	- 0%	3 8%	3 8%	- 0%	10 26%	38
Protective Order	5 63%	2 25%	- 0%	- 0%	- 0%	- 0%	- 0%	1 13%	- 0%	8
Bond Forfeiture	1 20%	1 20%	1 20%	1 20%	- 0%	- 0%	1 20%	- 0%	- 0%	5
Violation Fam Abuse PO	- 0%	- 0%	- 0%	- 0%	- 0%	1 25%	- 0%	- 0%	3 75%	4
<b>Total</b>	1,516 17%	1,212 14%	1,928 22%	558 6%	277 3%	524 6%	1,398 16%	351 4%	977 11%	8,741
<b>J</b> Custody Visitation	1,317 19%	782 11%	1,541 23%	446 7%	317 5%	432 6%	887 13%	272 4%	813 12%	6,807
Delinquency	228 20%	189 17%	271 24%	46 4%	88 8%	91 8%	80 7%	32 3%	115 10%	1,140
Traffic	98 19%	42 8%	91 18%	29 6%	64 13%	24 5%	44 9%	22 4%	93 18%	507
Permanency	56 12%	121 27%	52 11%	10 2%	30 7%	1 0%	52 11%	82 18%	50 11%	454
Abuse or Neglect	98 23%	81 19%	39 9%	34 8%	3 1%	17 4%	46 11%	20 5%	81 19%	419
Foster Care Review	48 18%	79 30%	40 15%	7 3%	3 1%	2 1%	22 8%	38 14%	28 10%	267
Child in Need of Services	24 11%	32 15%	72 33%	10 5%	5 2%	18 8%	13 6%	14 6%	28 13%	216
Initial Foster Care	38 18%	64 30%	25 12%	10 5%	3 1%	9 4%	24 11%	8 4%	29 14%	210

	Albemarle	Charlottesville	Culpeper	Fluvanna	Goochland	Greene	Louisa	Madison	Orange	Total
<b>J Status Offense/Other</b>	58	16	50	7	14	8	3	33	20	209
	28%	8%	24%	3%	7%	4%	1%	16%	10%	
<b>Term Parental Rights</b>	26	41	22	-	-	-	28	27	7	151
	17%	27%	15%	0%	0%	0%	19%	18%	5%	
<b>Remand Custody</b>	-	-	40	23	15	14	14	9	3	118
	0%	0%	34%	19%	13%	12%	12%	8%	3%	
<b>Remand Visitation</b>	-	-	41	23	-	14	16	9	4	107
	0%	0%	38%	21%	0%	13%	15%	8%	4%	
<b>Truancy</b>	20	14	36	-	-	10	4	11	10	105
	19%	13%	34%	0%	0%	10%	4%	10%	10%	
<b>Paternity</b>	20	23	18	4	5	-	5	6	5	86
	23%	27%	21%	5%	6%	0%	6%	7%	6%	
<b>Child at Risk</b>	10	6	48	-	-	-	1	3	-	68
	15%	9%	71%	0%	0%	0%	1%	4%	0%	
<b>Show Cause</b>	-	-	29	6	8	10	6	-	-	59
	0%	0%	49%	10%	14%	17%	10%	0%	0%	
<b>Motion - Prot Order</b>	6	1	9	5	3	-	8	6	1	39
	15%	3%	23%	13%	8%	0%	21%	15%	3%	
<b>Non-Family Abuse Prot Order</b>	-	-	16	7	-	7	-	1	1	32
	0%	0%	50%	22%	0%	22%	0%	3%	3%	
<b>Voluntary Continuing</b>	6	6	5	1	2	1	1	6	3	31
	19%	19%	16%	3%	6%	3%	3%	19%	10%	
<b>Entrustment</b>	1	10	2	-	-	2	-	9	3	27
	4%	37%	7%	0%	0%	7%	0%	33%	11%	
<b>Capias</b>	-	-	11	-	2	1	-	-	-	14
	0%	0%	79%	0%	14%	7%	0%	0%	0%	
<b>Family Abuse - Prot Order</b>	-	-	6	-	-	-	2	-	1	9
	0%	0%	67%	0%	0%	0%	22%	0%	11%	
<b>Custody Relief</b>	2	-	1	2	-	-	-	2	-	7
	29%	0%	14%	29%	0%	0%	0%	29%	0%	
<b>Protective Order</b>	5	2	-	-	-	-	-	-	-	7
	71%	29%	0%	0%	0%	0%	0%	0%	0%	
<b>Emancipation</b>	-	-	1	-	-	-	-	-	1	2
	0%	0%	50%	0%	0%	0%	0%	0%	50%	
<b>Juv Support</b>	-	-	1	-	-	-	-	-	-	1
	0%	0%	100%	0%	0%	0%	0%	0%	0%	
<b>Total</b>	2,061	1,509	2,467	670	562	661	1,256	610	1,296	11,092
	19%	14%	22%	6%	5%	6%	11%	5%	12%	
<b>Total</b>	3,577	2,721	4,395	1,228	839	1,185	2,654	961	2,273	19,833
	18%	14%	22%	6%	4%	6%	13%	5%	11%	

# CASELOAD STATISTICS OF THE JUVENILE & DOMESTIC RELATIONS COURTS

January 2017 thru December 2017

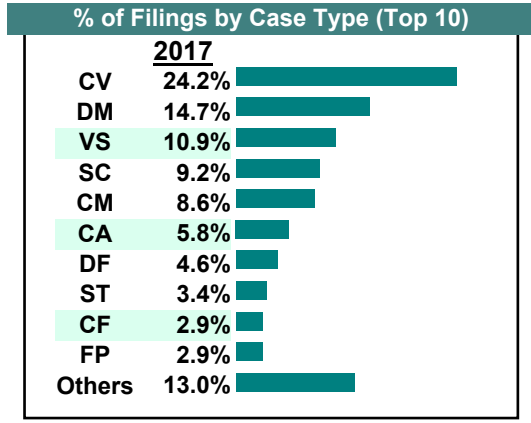
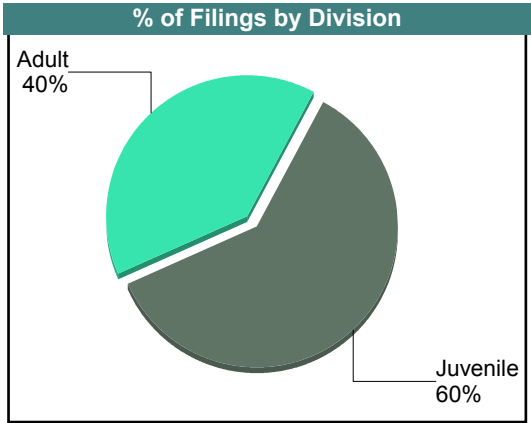
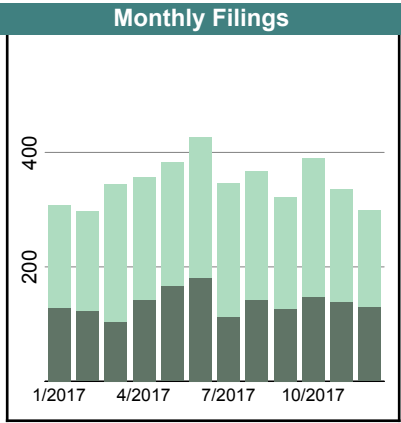
Arlington

District: 17

		Filings	Hearings	Transactions	Concluded	Cont
<b>Adult</b>						
Non-Family Abuse Prot Order	AP	3	8	8	3	5
Bond Forfeiture	BF	2	6	6	2	4
Capias	CA	216	628	628	269	359
Felony	CF	123	458	458	117	341
Misdemeanor	CM	358	1,301	1,301	381	920
Family Abuse - Prot Order	FP	118	306	306	112	194
Motion - Prot Order	MP	18	22	22	18	4
Other	OT	24	36	36	26	10
Protective Order	PC	1	2	2	1	1
Violation of PO	PV	2	2	2	2	-
Remand Support	RS	6	6	6	6	-
Show Cause	SC	320	886	886	341	545
SL/Other	SL	3	5	5	4	1
Civil Support	VS	455	955	955	473	482
<b>Adult Total</b>		<b>1,649</b>	<b>4,621</b>	<b>4,621</b>	<b>1,755</b>	<b>2,866</b>

<b>Juvenile</b>						
Abuse or Neglect	AN	67	320	320	83	237
Non-Family Abuse Prot Order	AP	3	8	8	2	6
Capias	CA	27	107	107	47	60
Child in Need of Services	CS	25	90	90	28	62
Custody Visitation	CV	1,009	2,058	2,058	974	1,084
Felony	DF	190	750	750	176	574
Misdemeanor	DM	612	2,015	2,015	652	1,363
Emancipation	EP	1	2	2	1	1
Entrustment	ET	2	4	4	2	2
Foster Care Review	FC	64	69	69	65	4
Family Abuse - Prot Order	FP	1	4	4	1	3
Initial Foster Care	IF	30	35	35	31	4
Permanency	PH	86	93	93	84	9
Petition	PT	25	63	63	30	33
Remand Custody	RC	8	8	8	8	-
Remand Visitation	RV	6	6	6	6	-
Show Cause	SC	63	149	149	61	88
Status	ST	141	201	201	145	56
Traffic	T	90	136	149	84	65
Term Parental Rights	TP	24	38	38	23	15
Truancy	TR	45	164	164	51	113
Voluntary Continuing Services Agreement	VA	6	6	6	6	-
<b>Juvenile Total</b>		<b>2,525</b>	<b>6,326</b>	<b>6,339</b>	<b>2,560</b>	<b>3,779</b>

<b>Arlington Totals</b>		<b>4,174</b>	<b>10,947</b>	<b>10,960</b>	<b>4,315</b>	<b>6,645</b>
-------------------------	--	--------------	---------------	---------------	--------------	--------------



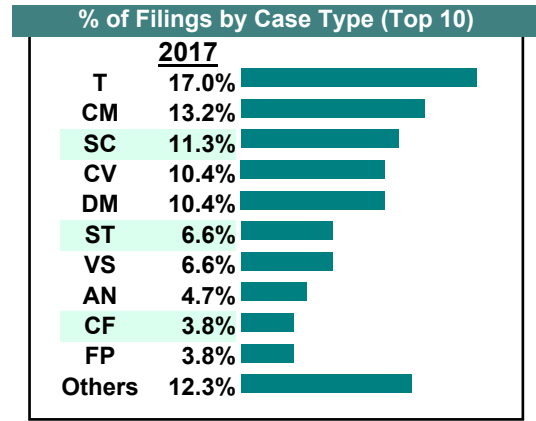
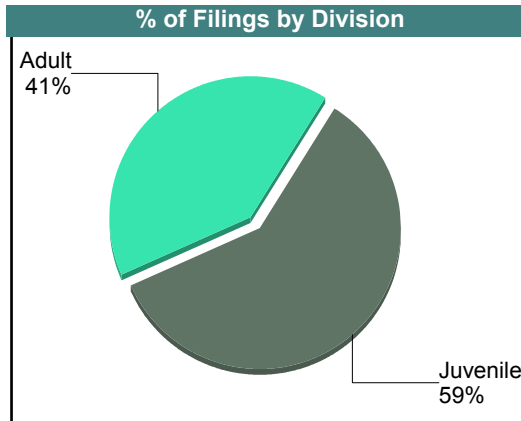
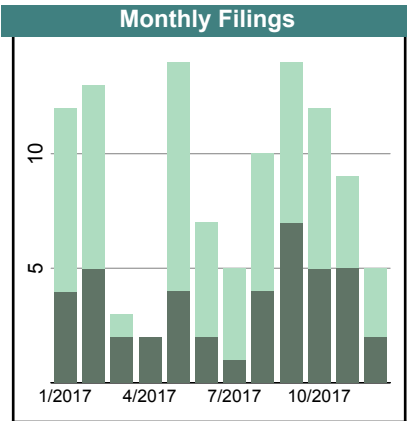
# CASELOAD STATISTICS OF THE JUVENILE & DOMESTIC RELATIONS COURTS

January 2017 thru December 2017

Falls Church

District: 17

		<u>Filings</u>	<u>Hearings</u>	<u>Transactions</u>	<u>Concluded</u>	<u>Cont</u>
<b><u>Adult</u></b>						
Capias	CA	1	5	5	0	5
Felony	CF	4	16	16	3	13
Misdemeanor	CM	14	62	62	21	41
Family Abuse - Prot Order	FP	4	10	10	6	4
Motion - Prot Order	MP	1	1	1	1	-
Show Cause	SC	11	29	29	12	17
SL/Other	SL	1	1	1	1	-
Civil Support	VS	7	14	14	5	9
<b>Adult Total</b>		<b>43</b>	<b>138</b>	<b>138</b>	<b>49</b>	<b>89</b>
<b><u>Juvenile</u></b>						
Abuse or Neglect	AN	5	27	27	1	26
Child in Need of Services	CS	1	9	9	0	9
Custody Visitation	CV	11	21	21	13	8
Felony	DF	3	8	8	2	6
Misdemeanor	DM	11	47	47	12	35
Initial Foster Care	IF	1	1	1	1	-
Motion - Prot Order	MP	2	2	2	2	-
Petition	PT	1	2	2	1	1
Show Cause	SC	1	3	3	2	1
Status	ST	7	37	37	10	27
Traffic	T	18	14	22	16	6
Truancy	TR	2	22	22	4	18
<b>Juvenile Total</b>		<b>63</b>	<b>193</b>	<b>201</b>	<b>64</b>	<b>137</b>
<b>Falls Church Totals</b>		<b>106</b>	<b>331</b>	<b>339</b>	<b>113</b>	<b>226</b>



Filings by Court & Division

	<u>Arlington</u>		<u>Falls Church</u>		<u>Total</u>
<b>A</b>					
Civil Support	455	98%	7	2%	462
Adult Misdemeanor	358	96%	14	4%	372
Show Cause	320	97%	11	3%	331
Capias	216	100%	1	0%	217
Adult Felony	123	97%	4	3%	127
Family Abuse - Prot Ord	118	97%	4	3%	122
Other	24	100%	-	0%	24
Motion - Prot Order	18	95%	1	5%	19
Remand Support	6	100%	-	0%	6
SL/Other	3	75%	1	25%	4
Non-Family Abuse Prot	3	100%	-	0%	3
Bond Forfeiture	2	100%	-	0%	2
Violation of PO	2	100%	-	0%	2
Protective Order	1	100%	-	0%	1
<b>Total</b>	<b>1,649</b>	<b>97%</b>	<b>43</b>	<b>3%</b>	<b>1,692</b>
<b>J</b>					
Custody Visitation	1,009	99%	11	1%	1,020
Delinquency	802	98%	14	2%	816
Status Offense/Other	141	95%	7	5%	148
Traffic	90	83%	18	17%	108
Permanency	86	100%	-	0%	86
Abuse or Neglect	67	93%	5	7%	72
Foster Care Review	64	100%	-	0%	64
Show Cause	63	98%	1	2%	64
Truancy	45	96%	2	4%	47
Initial Foster Care	30	97%	1	3%	31
Capias	27	100%	-	0%	27
Child in Need of Service	25	96%	1	4%	26
Paternity	25	96%	1	4%	26
Term Parental Rights	24	100%	-	0%	24
Remand Custody	8	100%	-	0%	8
Remand Visitation	6	100%	-	0%	6
Voluntary Continuing Se	6	100%	-	0%	6
Non-Family Abuse Prot	3	100%	-	0%	3
Entrustment	2	100%	-	0%	2
Motion - Prot Order	-	0%	2	100%	2
Emancipation	1	100%	-	0%	1
Family Abuse - Prot Ord	1	100%	-	0%	1
<b>Total</b>	<b>2,525</b>	<b>98%</b>	<b>63</b>	<b>2%</b>	<b>2,588</b>
<b>Total</b>	<b>4,174</b>	<b>98%</b>	<b>106</b>	<b>2%</b>	<b>4,280</b>



# CASELOAD STATISTICS OF THE JUVENILE & DOMESTIC RELATIONS COURTS

January 2017 thru December 2017

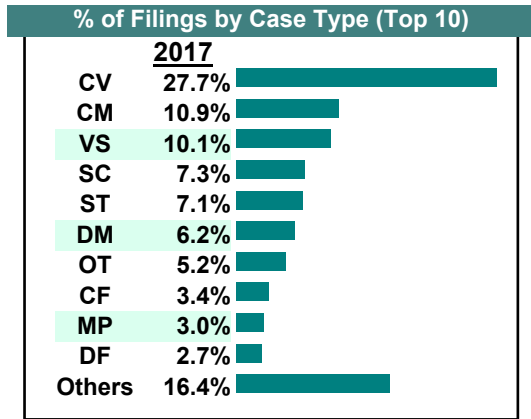
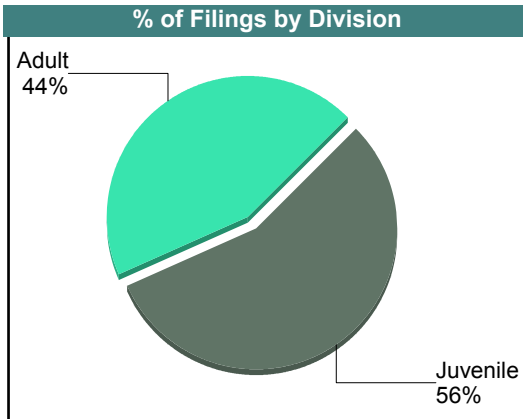
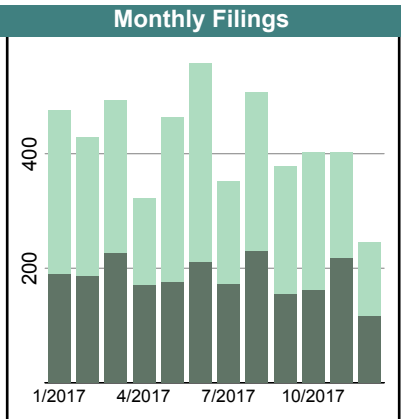
Alexandria

District: 18

		<u>Filings</u>	<u>Hearings</u>	<u>Transactions</u>	<u>Concluded</u>	<u>Cont</u>
<b>Adult</b>						
Non-Family Abuse Prot Order	AP	3	9	9	2	7
Capias	CA	122	308	308	120	188
Felony	CF	172	450	450	151	299
Misdemeanor	CM	548	1,740	1,740	557	1,183
Family Abuse - Prot Order	FP	138	383	383	146	237
Motion - Prot Order	MP	33	41	41	33	8
Other	OT	264	294	294	263	30
Protective Order	PC	49	50	50	49	1
Violation of PO	PV	12	13	13	12	1
Remand Support	RS	12	12	12	12	-
Show Cause	SC	354	853	853	369	483
SL/Other	SL	6	6	6	6	-
Civil Support	VS	507	839	839	500	339
<b>Adult Total</b>		<b>2,220</b>	<b>4,998</b>	<b>4,998</b>	<b>2,220</b>	<b>2,776</b>

<b>Juvenile</b>						
Abuse or Neglect	AN	84	261	261	89	172
Non-Family Abuse Prot Order	AP	23	48	48	19	29
Capias	CA	1	1	1	1	-
Custody Relief	CR	0	3	3	2	1
Child in Need of Services	CS	1	4	4	1	3
Custody Visitation	CV	1,394	3,105	3,105	1,377	1,724
Felony	DF	138	496	496	147	349
Misdemeanor	DM	311	1,027	1,027	314	713
Entrustment	ET	10	10	10	10	-
Foster Care Review	FC	52	57	57	52	5
Initial Foster Care	IF	35	44	44	32	12
Motion - Prot Order	MP	116	126	126	115	11
Permanency	PH	51	67	67	49	18
Petition	PT	25	38	38	24	14
Remand Custody	RC	16	16	16	16	-
Remand Visitation	RV	9	9	9	9	-
Show Cause	SC	13	21	21	15	6
Status	ST	357	512	512	368	144
Traffic	T	71	146	146	71	75
Term Parental Rights	TP	41	61	61	35	26
Truancy	TR	57	221	221	67	154
Voluntary Continuing Services Agreement	VA	5	6	6	5	1
<b>Juvenile Total</b>		<b>2,810</b>	<b>6,279</b>	<b>6,279</b>	<b>2,818</b>	<b>3,457</b>

<b>Alexandria Totals</b>		<b>5,030</b>	<b>11,277</b>	<b>11,277</b>	<b>5,038</b>	<b>6,233</b>
--------------------------	--	--------------	---------------	---------------	--------------	--------------



Filings by Court & Division

<u>Alexandria</u>			
<b>A</b>	Adult Misdemeanor	548	10.9%
	Civil Support	507	10.1%
	Show Cause	354	7.0%
	Other	264	5.2%
	Adult Felony	172	3.4%
	Family Abuse - Prot Order	138	2.7%
	Capias	122	2.4%
	Protective Order	49	1.0%
	Motion - Prot Order	33	0.7%
	Remand Support	12	0.2%
	Violation of PO	12	0.2%
	SL/Other	6	0.1%
	Non-Family Abuse Prot Order	3	0.1%
	<b>Total</b>	2,220	44%
<b>J</b>	Custody Visitation	1,394	27.7%
	Delinquency	449	8.9%
	Status Offense/Other	357	7.1%
	Motion - Prot Order	116	2.3%
	Abuse or Neglect	84	1.7%
	Traffic	71	1.4%
	Truancy	57	1.1%
	Foster Care Review	52	1.0%
	Permanency	51	1.0%
	Term Parental Rights	41	0.8%
	Initial Foster Care	35	0.7%
	Paternity	25	0.5%
	Non-Family Abuse Prot Order	23	0.5%
	Remand Custody	16	0.3%
	Show Cause	13	0.3%
	Entrustment	10	0.2%
	Remand Visitation	9	0.2%
	Voluntary Continuing Services Agre	5	0.1%
	Capias	1	0.0%
	Child in Need of Services	1	0.0%
	Custody Relief	-	0.0%
	<b>Total</b>	2,810	56%
<b>Total</b>		5,030	100%

# CASELOAD STATISTICS OF THE JUVENILE & DOMESTIC RELATIONS COURTS

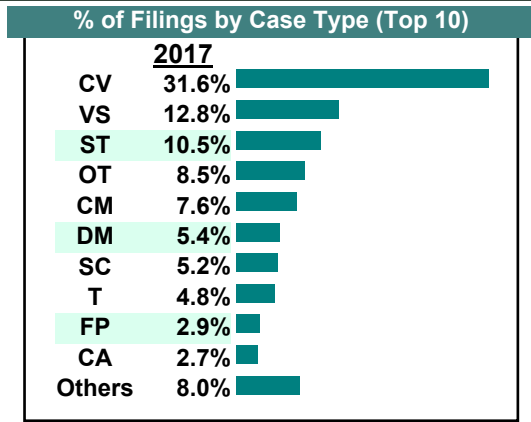
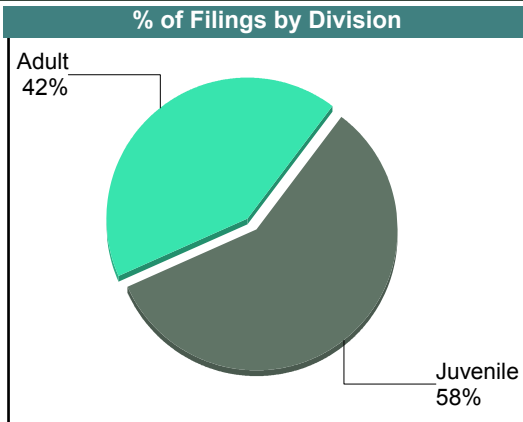
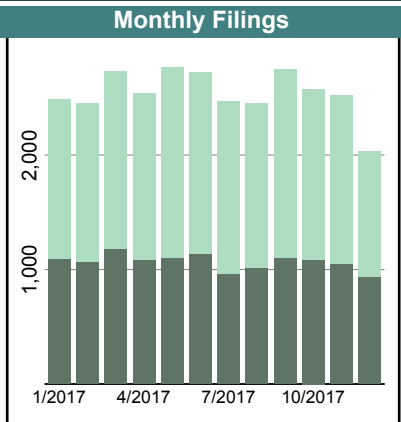
January 2017 thru December 2017

Fairfax  
District: 19

		<u>Filings</u>	<u>Hearings</u>	<u>Transactions</u>	<u>Concluded</u>	<u>Cont</u>
<b>Adult</b>						
Non-Family Abuse Prot Order	AP	10	20	20	10	10
Bond Forfeiture	BF	4	7	7	4	2
Capias	CA	674	1,953	1,953	756	1,194
Felony	CF	764	2,259	2,263	744	1,515
Misdemeanor	CM	2,324	6,741	6,741	2,318	4,396
Crim Support	CS	4	5	5	4	1
Family Abuse - Prot Order	FP	882	2,114	2,114	907	1,202
Motion - Prot Order	MP	86	99	99	85	13
Other	OT	2,604	2,852	2,852	2,553	259
Protective Order	PC	72	73	73	73	-
Violation Fam Abuse PO	PS	12	16	16	12	4
Violation of PO	PV	21	21	21	19	-
Remand Support	RS	22	24	24	23	-
Show Cause	SC	1,421	3,094	3,094	1,537	1,535
SL/Other	SL	21	28	28	20	7
Civil Support	VS	3,901	6,573	6,573	3,713	2,764
<b>Adult Total</b>		<b>12,822</b>	<b>25,879</b>	<b>25,883</b>	<b>12,778</b>	<b>12,902</b>

<b>Juvenile</b>						
Abuse or Neglect	AN	97	265	265	81	178
Non-Family Abuse Prot Order	AP	10	24	24	11	12
Capias	CA	144	430	430	155	274
Child in Need of Services	CS	21	39	39	17	22
Custody Visitation	CV	9,634	15,654	15,654	9,424	6,060
Felony	DF	678	2,349	2,349	689	1,655
Misdemeanor	DM	1,646	4,706	4,706	1,629	3,053
Entrustment	ET	6	8	8	5	3
Foster Care Review	FC	124	162	162	118	40
Family Abuse - Prot Order	FP	4	9	9	3	6
Initial Foster Care	IF	46	53	53	41	10
Juv Support	JS	2	3	3	3	-
Motion - Prot Order	MP	1	1	1	1	-
Permanency	PH	214	254	254	168	80
Petition	PT	17	27	27	18	8
Remand Custody	RC	28	28	28	28	-
Child at Risk	RI	1	1	1	1	-
Remand Visitation	RV	29	29	29	29	-
Show Cause	SC	152	302	302	175	122
Status	ST	3,213	3,948	3,951	3,200	702
Traffic	T	1,467	2,238	2,597	1,485	1,095
Term Parental Rights	TP	84	122	122	65	57
Truancy	TR	31	149	149	45	101
Voluntary Continuing Services Agreement	VA	21	34	34	8	26
<b>Juvenile Total</b>		<b>17,670</b>	<b>30,835</b>	<b>31,197</b>	<b>17,399</b>	<b>13,504</b>

<b>Fairfax Totals</b>		<b>30,492</b>	<b>56,714</b>	<b>57,080</b>	<b>30,177</b>	<b>26,406</b>
-----------------------	--	---------------	---------------	---------------	---------------	---------------



Filings by Court & Division

		<u>Fairfax</u>		
<b>A</b>	Civil Support	3,901	12.8%	
	Other	2,604	8.5%	
	Adult Misdemeanor	2,324	7.6%	
	Show Cause	1,421	4.7%	
	Family Abuse - Prot Order	882	2.9%	
	Adult Felony	764	2.5%	
	Capias	674	2.2%	
	Motion - Prot Order	86	0.3%	
	Protective Order	72	0.2%	
	Remand Support	22	0.1%	
	SL/Other	21	0.1%	
	Violation of PO	21	0.1%	
	Violation Fam Abuse PO	12	0.0%	
	Non-Family Abuse Prot Order	10	0.0%	
	Bond Forfeiture	4	0.0%	
	Criminal Support	4	0.0%	
	<b>Total</b>		<b>12,822</b>	<b>42%</b>
<b>J</b>	Custody Visitation	9,634	31.6%	
	Status Offense/Other	3,213	10.5%	
	Delinquency	2,324	7.6%	
	Traffic	1,467	4.8%	
	Permanency	214	0.7%	
	Show Cause	152	0.5%	
	Capias	144	0.5%	
	Foster Care Review	124	0.4%	
	Abuse or Neglect	97	0.3%	
	Term Parental Rights	84	0.3%	
	Initial Foster Care	46	0.2%	
	Truancy	31	0.1%	
	Remand Visitation	29	0.1%	
	Remand Custody	28	0.1%	
	Child in Need of Services	21	0.1%	
	Voluntary Continuing Services Agree	21	0.1%	
	Paternity	17	0.1%	
	Non-Family Abuse Prot Order	10	0.0%	
	Entrustment	6	0.0%	
	Family Abuse - Prot Order	4	0.0%	
	Juv Support	2	0.0%	
	Child at Risk	1	0.0%	
	Motion - Prot Order	1	0.0%	
	<b>Total</b>		<b>17,670</b>	<b>58%</b>
	<b>Total</b>		<b>30,492</b>	<b>100%</b>

# CASELOAD STATISTICS OF THE JUVENILE & DOMESTIC RELATIONS COURTS

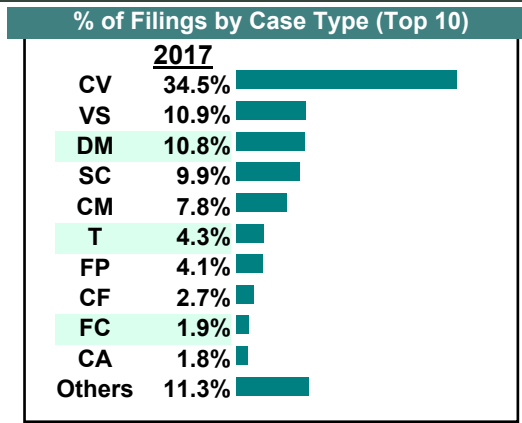
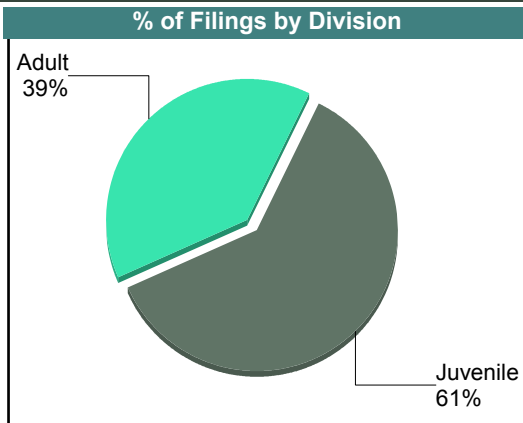
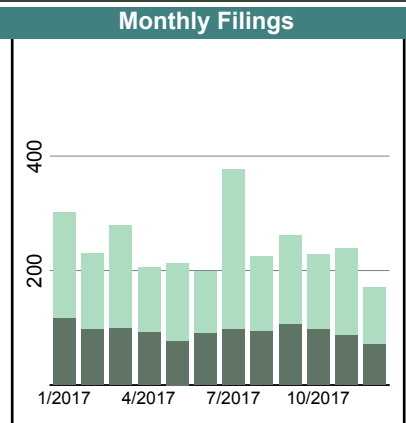
January 2017 thru December 2017

Fauquier District: 20

		Filings	Hearings	Transactions	Concluded	Cont
<b>Adult</b>						
Non-Family Abuse Prot Order	AP	3	6	6	2	4
Capias	CA	51	158	158	51	107
Felony	CF	78	313	313	96	217
Misdemeanor	CM	230	741	741	209	527
Family Abuse - Prot Order	FP	119	261	261	130	130
Motion - Prot Order	MP	14	16	16	14	2
Other	OT	8	10	10	7	3
Protective Order	PC	2	3	3	2	1
Violation Fam Abuse PO	PS	1	1	1	1	-
Violation of PO	PV	3	3	3	3	-
Remand Support	RS	19	19	19	19	-
Show Cause	SC	283	703	703	286	412
SL/Other	SL	8	11	11	9	2
Civil Support	VS	320	632	632	350	276
<b>Adult Total</b>		<b>1,139</b>	<b>2,877</b>	<b>2,877</b>	<b>1,179</b>	<b>1,681</b>

<b>Juvenile</b>						
Abuse or Neglect	AN	33	125	125	37	88
Non-Family Abuse Prot Order	AP	5	11	11	6	5
Capias	CA	2	5	5	2	3
Custody Relief	CR	0	1	1	1	-
Child in Need of Services	CS	3	9	9	1	8
Custody Visitation	CV	1,011	2,204	2,204	1,071	1,103
Felony	DF	49	193	193	49	143
Misdemeanor	DM	316	787	789	307	478
Entrustment	ET	12	12	12	12	-
Foster Care Review	FC	57	65	65	58	7
Initial Foster Care	IF	20	28	28	21	7
Motion - Prot Order	MP	12	19	19	7	12
Permanency	PH	24	43	43	26	17
Petition	PT	14	33	33	14	19
Remand Custody	RC	29	33	33	28	4
Child at Risk	RI	6	22	22	6	16
Remand Visitation	RV	25	25	25	25	-
Show Cause	SC	7	11	11	4	7
Status	ST	4	10	10	4	5
Traffic	T	126	129	179	110	67
Term Parental Rights	TP	24	65	65	18	47
Truancy	TR	9	33	33	5	28
Voluntary Continuing Services Agreement	VA	5	5	5	5	-
<b>Juvenile Total</b>		<b>1,793</b>	<b>3,868</b>	<b>3,920</b>	<b>1,817</b>	<b>2,064</b>

<b>Fauquier Totals</b>		<b>2,932</b>	<b>6,745</b>	<b>6,797</b>	<b>2,996</b>	<b>3,745</b>
------------------------	--	--------------	--------------	--------------	--------------	--------------



# CASELOAD STATISTICS OF THE JUVENILE & DOMESTIC RELATIONS COURTS

January 2017 thru December 2017

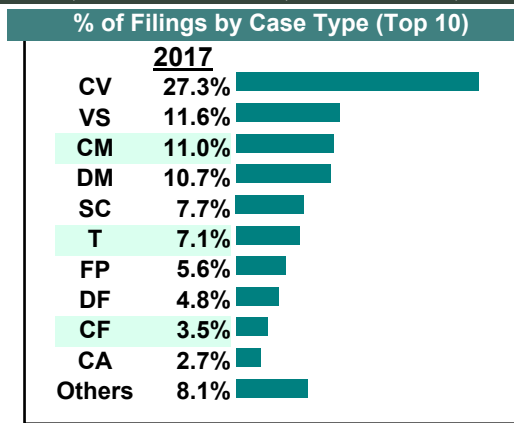
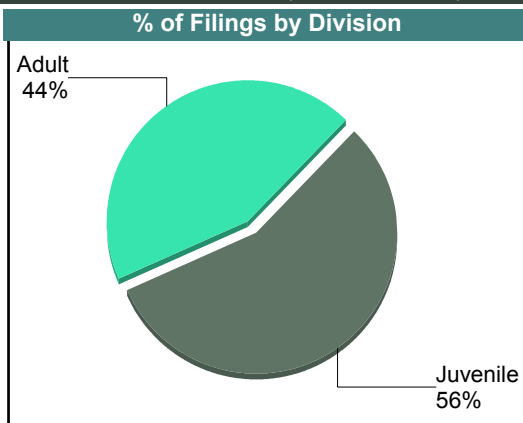
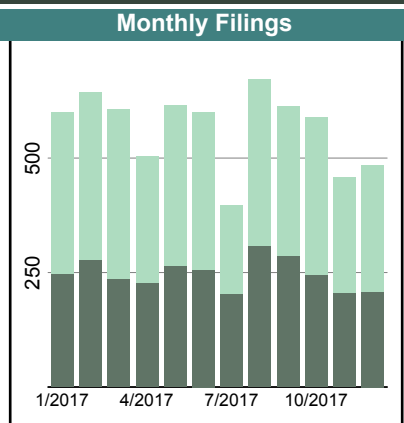
Loudoun

District: 20

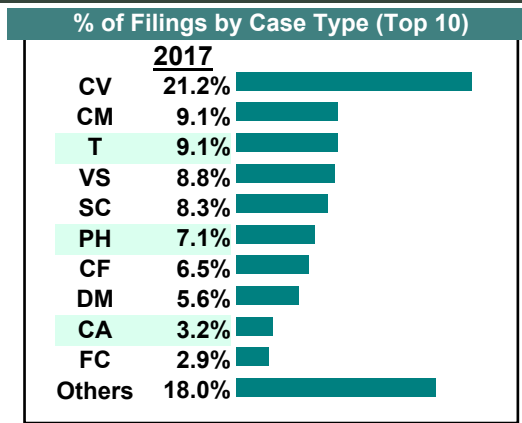
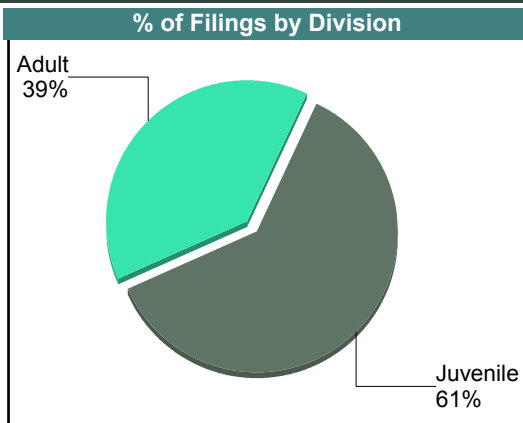
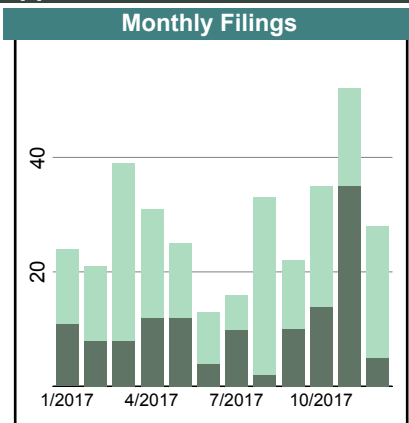
		<u>Filings</u>	<u>Hearings</u>	<u>Transactions</u>	<u>Concluded</u>	<u>Cont</u>
<b>Adult</b>						
Non-Family Abuse Prot Order	AP	21	52	52	24	28
Capias	CA	175	467	467	171	293
Felony	CF	239	1,057	1,075	231	844
Misdemeanor	CM	747	3,149	3,149	785	2,364
Crim Support	CS	2	4	4	1	3
Family Abuse - Prot Order	FP	375	796	796	365	431
Motion - Prot Order	MP	45	46	46	44	2
Other	OT	5	5	5	5	-
Violation of PO	PV	30	30	30	30	-
Remand Support	RS	51	51	51	51	-
Show Cause	SC	485	1,269	1,269	517	751
SL/Other	SL	5	8	8	7	1
Civil Support	VS	789	1,759	1,759	836	922
<b>Adult Total</b>		<b>2,969</b>	<b>8,693</b>	<b>8,711</b>	<b>3,067</b>	<b>5,639</b>

<b>Juvenile</b>						
Abuse or Neglect	AN	30	108	108	27	81
Non-Family Abuse Prot Order	AP	11	31	31	13	18
Capias	CA	9	28	28	10	18
Child in Need of Services	CS	14	43	43	14	29
Custody Visitation	CV	1,849	5,026	5,026	2,008	3,018
Felony	DF	324	1,741	1,743	278	1,465
Misdemeanor	DM	723	2,793	2,793	751	2,042
Entrustment	ET	9	11	11	9	2
Foster Care Review	FC	46	52	52	44	8
Family Abuse - Prot Order	FP	2	5	5	2	3
Initial Foster Care	IF	20	20	20	20	-
Juv Support	JS	1	8	8	1	7
Motion - Prot Order	MP	4	8	8	4	4
Permanency	PH	42	69	69	40	29
Petition	PT	2	13	13	3	10
Remand Custody	RC	42	42	42	42	-
Child at Risk	RI	3	5	5	3	2
Remand Visitation	RV	38	38	38	36	-
Show Cause	SC	35	95	95	34	61
Status	ST	42	76	76	28	48
Traffic	T	485	806	858	437	421
Term Parental Rights	TP	34	81	81	32	49
Truancy	TR	41	199	199	44	155
Voluntary Continuing Services Agreement	VA	9	9	9	9	-
<b>Juvenile Total</b>		<b>3,815</b>	<b>11,307</b>	<b>11,361</b>	<b>3,889</b>	<b>7,470</b>

<b>Loudoun Totals</b>		<b>6,784</b>	<b>20,000</b>	<b>20,072</b>	<b>6,956</b>	<b>13,109</b>
-----------------------	--	--------------	---------------	---------------	--------------	---------------



		<u>Filings</u>	<u>Hearings</u>	<u>Transactions</u>	<u>Concluded</u>	<u>Cont</u>
<b>Adult</b>						
Bond Forfeiture	BF	0	1	1	1	-
Capias	CA	11	38	38	13	25
Felony	CF	22	36	36	18	18
Misdemeanor	CM	31	111	111	30	81
Family Abuse - Prot Order	FP	5	12	12	6	6
Motion - Prot Order	MP	1	1	1	1	-
Remand Support	RS	3	3	3	3	-
Show Cause	SC	27	79	79	32	47
SL/Other	SL	1	1	1	1	-
Civil Support	VS	30	41	41	31	10
<b>Adult Total</b>		<b>131</b>	<b>323</b>	<b>323</b>	<b>136</b>	<b>187</b>
<b>Juvenile</b>						
Abuse or Neglect	AN	6	20	20	6	14
Child in Need of Services	CS	2	15	15	1	14
Custody Visitation	CV	72	227	227	84	143
Felony	DF	5	14	14	2	12
Misdemeanor	DM	19	46	46	17	29
Foster Care Review	FC	10	10	10	10	-
Initial Foster Care	IF	3	4	4	3	1
Motion - Prot Order	MP	7	17	17	7	10
Permanency	PH	24	25	25	23	2
Petition	PT	1	3	3	1	2
Remand Custody	RC	7	7	7	7	-
Remand Visitation	RV	3	3	3	3	-
Show Cause	SC	1	7	7	3	4
Status	ST	7	8	8	7	1
Traffic	T	31	21	37	22	15
Truancy	TR	6	42	42	7	35
Voluntary Continuing Services Agreement	VA	4	6	6	4	2
<b>Juvenile Total</b>		<b>208</b>	<b>475</b>	<b>491</b>	<b>207</b>	<b>284</b>
<b>Rappahannock Totals</b>		<b>339</b>	<b>798</b>	<b>814</b>	<b>343</b>	<b>471</b>



Filings by Court & Division

	<u>Fauquier</u>		<u>Loudoun</u>		<u>Rappahannock</u>		<u>Total</u>
<b>A</b> Civil Support	320	28%	789	69%	30	3%	1,139
Adult Misdemeanor	230	23%	747	74%	31	3%	1,008
Show Cause	283	36%	485	61%	27	3%	795
Family Abuse - Prot Ord	119	24%	375	75%	5	1%	499
Adult Felony	78	23%	239	71%	22	6%	339
Capias	51	22%	175	74%	11	5%	237
Remand Support	19	26%	51	70%	3	4%	73
Motion - Prot Order	14	23%	45	75%	1	2%	60
Violation of PO	3	9%	30	91%	-	0%	33
Non-Family Abuse Prot	3	13%	21	88%	-	0%	24
SL/Other	8	57%	5	36%	1	7%	14
Other	8	62%	5	38%	-	0%	13
Criminal Support	-	0%	2	100%	-	0%	2
Protective Order	2	100%	-	0%	-	0%	2
Violation Fam Abuse PC	1	100%	-	0%	-	0%	1
Bond Forfeiture	-	0%	-	0%	-	0%	0
<b>Total</b>	<b>1,139</b>	<b>27%</b>	<b>2,969</b>	<b>70%</b>	<b>131</b>	<b>3%</b>	<b>4,239</b>
<b>J</b> Custody Visitation	1,011	34%	1,849	63%	72	2%	2,932
Delinquency	365	25%	1,047	73%	24	2%	1,436
Traffic	126	20%	485	76%	31	5%	642
Foster Care Review	57	50%	46	41%	10	9%	113
Permanency	24	27%	42	47%	24	27%	90
Remand Custody	29	37%	42	54%	7	9%	78
Abuse or Neglect	33	48%	30	43%	6	9%	69
Remand Visitation	25	38%	38	58%	3	5%	66
Term Parental Rights	24	41%	34	59%	-	0%	58
Truancy	9	16%	41	73%	6	11%	56
Status Offense/Other	4	8%	42	79%	7	13%	53
Initial Foster Care	20	47%	20	47%	3	7%	43
Show Cause	7	16%	35	81%	1	2%	43
Motion - Prot Order	12	52%	4	17%	7	30%	23
Entrustment	12	57%	9	43%	-	0%	21
Child in Need of Service	3	16%	14	74%	2	11%	19
Voluntary Continuing St	5	28%	9	50%	4	22%	18
Paternity	14	82%	2	12%	1	6%	17
Non-Family Abuse Prot	5	31%	11	69%	-	0%	16
Capias	2	18%	9	82%	-	0%	11
Child at Risk	6	67%	3	33%	-	0%	9
Family Abuse - Prot Ord	-	0%	2	100%	-	0%	2
Juv Support	-	0%	1	100%	-	0%	1
Custody Relief	-	0%	-	0%	-	0%	0
<b>Total</b>	<b>1,793</b>	<b>31%</b>	<b>3,815</b>	<b>66%</b>	<b>208</b>	<b>4%</b>	<b>5,816</b>
<b>Total</b>	<b>2,932</b>	<b>29%</b>	<b>6,784</b>	<b>67%</b>	<b>339</b>	<b>3%</b>	<b>10,055</b>



# CASELOAD STATISTICS OF THE JUVENILE & DOMESTIC RELATIONS COURTS

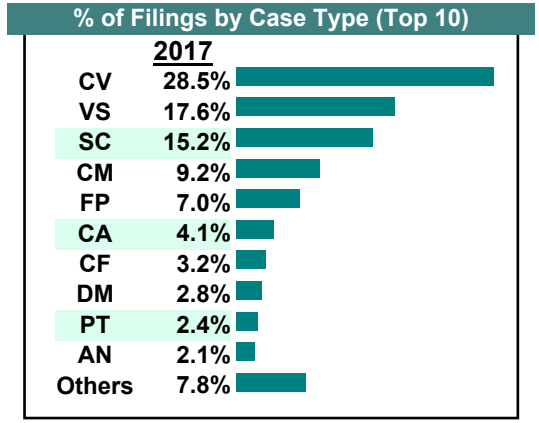
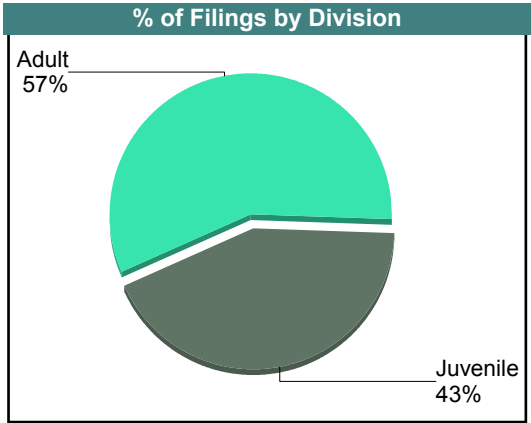
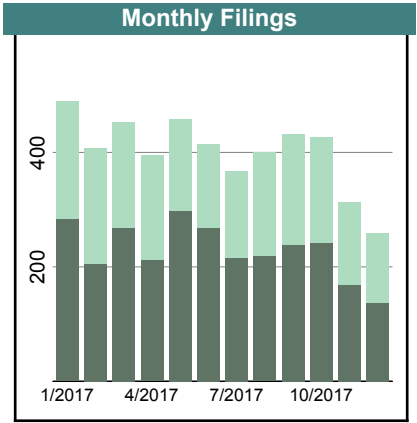
January 2017 thru December 2017

Henry District: 21

		Filings	Hearings	Transactions	Concluded	Cont
<b>Adult</b>						
Non-Family Abuse Prot Order	AP	1	2	2	0	2
Capias	CA	192	616	616	222	394
Felony	CF	156	489	489	148	341
Misdemeanor	CM	444	1,382	1,382	451	931
Family Abuse - Prot Order	FP	337	575	575	337	238
Motion - Prot Order	MP	23	26	26	23	3
Other	OT	2	2	2	2	-
Protective Order	PC	6	10	10	8	2
Violation of PO	PV	1	1	1	1	-
Remand Support	RS	6	6	6	6	-
Show Cause	SC	732	2,307	2,307	745	1,562
SL/Other	SL	13	15	15	14	1
Civil Support	VS	848	1,462	1,462	869	593
<b>Adult Total</b>		<b>2,761</b>	<b>6,893</b>	<b>6,893</b>	<b>2,826</b>	<b>4,067</b>

<b>Juvenile</b>						
Abuse or Neglect	AN	101	319	319	100	219
Non-Family Abuse Prot Order	AP	1	2	2	2	-
Capias	CA	5	9	9	4	5
Custody Relief	CR	3	7	7	5	2
Child in Need of Services	CS	2	3	3	1	2
Custody Visitation	CV	1,374	2,594	2,594	1,440	1,152
Felony	DF	40	162	162	31	131
Misdemeanor	DM	135	416	416	125	291
Emancipation	EP	1	1	1	1	-
Foster Care Review	FC	49	49	49	49	-
Initial Foster Care	IF	28	29	29	28	1
Juv Support	JS	3	3	3	3	-
Motion - Prot Order	MP	6	6	6	6	-
Permanency	PH	36	37	37	36	1
Petition	PT	115	159	159	104	55
Remand Custody	RC	12	12	12	12	-
Child at Risk	RI	2	4	4	1	3
Remand Visitation	RV	12	12	12	12	-
Show Cause	SC	1	3	3	1	2
Status	ST	41	72	72	30	42
Traffic	T	64	120	125	65	60
Term Parental Rights	TP	10	18	18	6	12
Truancy	TR	12	42	42	12	30
<b>Juvenile Total</b>		<b>2,053</b>	<b>4,079</b>	<b>4,084</b>	<b>2,074</b>	<b>2,008</b>

<b>Henry Totals</b>		<b>4,814</b>	<b>10,972</b>	<b>10,977</b>	<b>4,900</b>	<b>6,075</b>
---------------------	--	--------------	---------------	---------------	--------------	--------------



# CASELOAD STATISTICS OF THE JUVENILE & DOMESTIC RELATIONS COURTS

January 2017 thru December 2017

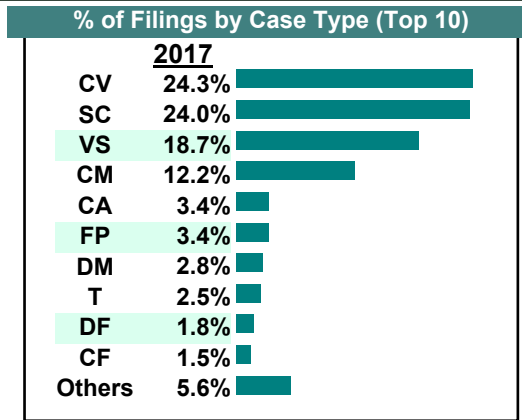
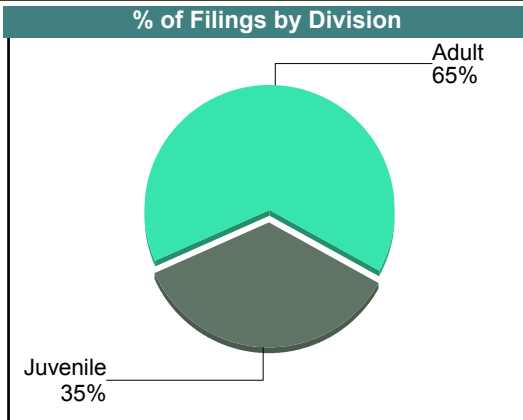
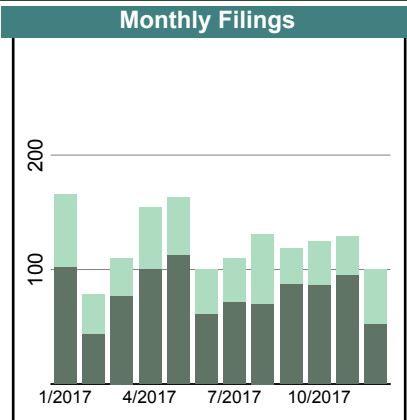
Martinsville

District: 21

		<u>Filings</u>	<u>Hearings</u>	<u>Transactions</u>	<u>Concluded</u>	<u>Cont</u>
<b>Adult</b>						
Non-Family Abuse Prot Order	AP	4	6	6	4	2
Capias	CA	50	108	108	50	58
Felony	CF	22	63	64	22	42
Misdemeanor	CM	181	450	450	147	303
Family Abuse - Prot Order	FP	50	106	106	54	52
Motion - Prot Order	MP	8	10	10	8	2
Remand Support	RS	4	4	4	4	-
Show Cause	SC	357	991	991	350	641
SL/Other	SL	10	10	10	10	-
Civil Support	VS	278	508	508	308	200
<b>Adult Total</b>		<b>964</b>	<b>2,256</b>	<b>2,257</b>	<b>957</b>	<b>1,300</b>

<b>Juvenile</b>						
Abuse or Neglect	AN	6	17	17	6	11
Capias	CA	0	1	1	1	-
Custody Relief	CR	0	2	2	2	-
Child in Need of Services	CS	2	2	2	2	-
Custody Visitation	CV	361	678	678	435	243
Felony	DF	27	72	72	10	62
Misdemeanor	DM	41	116	116	30	86
Foster Care Review	FC	4	4	4	4	-
Initial Foster Care	IF	3	3	3	3	-
Motion - Prot Order	MP	2	2	2	2	-
Permanency	PH	4	4	4	4	-
Petition	PT	3	5	5	3	2
Remand Custody	RC	12	12	12	12	-
Remand Visitation	RV	10	10	10	10	-
Status	ST	4	7	7	4	3
Traffic	T	37	57	58	23	35
Term Parental Rights	TP	1	1	1	1	-
Truancy	TR	7	22	22	5	17
<b>Juvenile Total</b>		<b>524</b>	<b>1,015</b>	<b>1,016</b>	<b>557</b>	<b>459</b>

<b>Martinsville Totals</b>		<b>1,488</b>	<b>3,271</b>	<b>3,273</b>	<b>1,514</b>	<b>1,759</b>
----------------------------	--	--------------	--------------	--------------	--------------	--------------

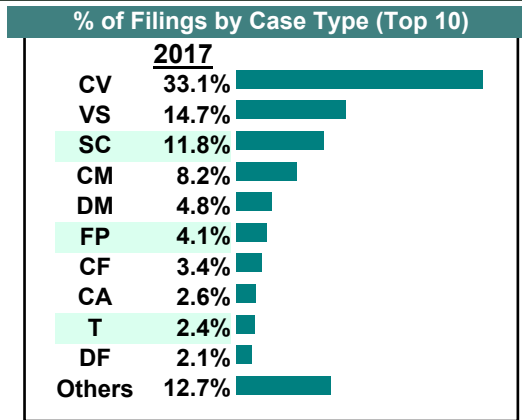
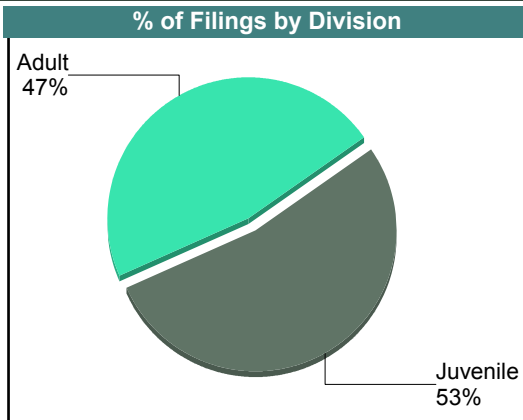
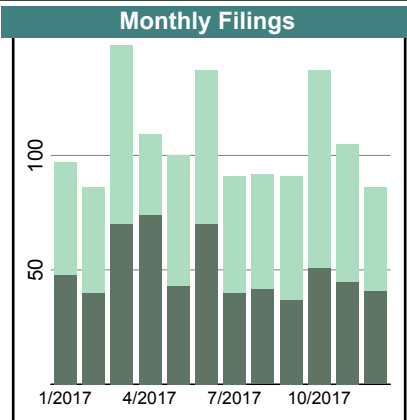


# CASELOAD STATISTICS OF THE JUVENILE & DOMESTIC RELATIONS COURTS

January 2017 thru December 2017

**Patrick**  
District: 21

		<u>Filings</u>	<u>Hearings</u>	<u>Transactions</u>	<u>Concluded</u>	<u>Cont</u>
<b>Adult</b>						
Non-Family Abuse Prot Order	AP	3	6	6	3	3
Bond Forfeiture	BF	1	1	1	1	-
Capias	CA	33	95	95	34	61
Felony	CF	44	124	124	46	78
Misdemeanor	CM	105	301	301	117	184
Family Abuse - Prot Order	FP	53	89	89	51	38
Motion - Prot Order	MP	14	17	17	13	4
Remand Support	RS	5	5	5	5	-
Show Cause	SC	149	397	397	132	265
SL/Other	SL	6	6	6	6	-
Civil Support	VS	188	293	293	189	104
<b>Adult Total</b>		<b>601</b>	<b>1,334</b>	<b>1,334</b>	<b>597</b>	<b>737</b>
<b>Juvenile</b>						
Abuse or Neglect	AN	12	47	47	14	33
Custody Relief	CR	2	2	2	2	-
Child in Need of Services	CS	4	10	10	3	7
Custody Visitation	CV	423	748	748	471	277
Felony	DF	27	123	123	16	107
Misdemeanor	DM	61	186	186	45	141
Foster Care Review	FC	9	9	9	9	-
Family Abuse - Prot Order	FP	0	2	2	2	-
Initial Foster Care	IF	7	7	7	7	-
Motion - Prot Order	MP	6	7	7	4	3
Protective Order	PC	5	8	8	5	3
Permanency	PH	20	23	23	23	-
Petition	PT	18	25	25	19	6
Remand Custody	RC	15	15	15	15	-
Child at Risk	RI	1	2	2	1	1
Remand Visitation	RV	13	13	13	13	-
Show Cause	SC	2	3	3	1	2
Status	ST	11	29	29	7	22
Traffic	T	31	52	54	21	33
Term Parental Rights	TP	9	19	19	9	10
Truancy	TR	1	3	3	0	3
Voluntary Continuing Services Agreement	VA	1	1	1	1	-
<b>Juvenile Total</b>		<b>678</b>	<b>1,334</b>	<b>1,336</b>	<b>688</b>	<b>648</b>
<b>Patrick Totals</b>		<b>1,279</b>	<b>2,668</b>	<b>2,670</b>	<b>1,285</b>	<b>1,385</b>



Filings by Court & Division

	<u>Henry</u>		<u>Martinsville</u>		<u>Patrick</u>		<u>Total</u>
<b>A</b> Civil Support	848	65%	278	21%	188	14%	1,314
Show Cause	732	59%	357	29%	149	12%	1,238
Adult Misdemeanor	444	61%	181	25%	105	14%	730
Family Abuse - Prot Ord	337	77%	50	11%	53	12%	440
Capias	192	70%	50	18%	33	12%	275
Adult Felony	156	70%	22	10%	44	20%	222
Motion - Prot Order	23	51%	8	18%	14	31%	45
SL/Other	13	45%	10	34%	6	21%	29
Remand Support	6	40%	4	27%	5	33%	15
Non-Family Abuse Prot	1	13%	4	50%	3	38%	8
Protective Order	6	100%	-	0%	-	0%	6
Other	2	100%	-	0%	-	0%	2
Bond Forfeiture	-	0%	-	0%	1	100%	1
Violation of PO	1	100%	-	0%	-	0%	1
<b>Total</b>	<b>2,761</b>	<b>64%</b>	<b>964</b>	<b>22%</b>	<b>601</b>	<b>14%</b>	<b>4,326</b>
<b>J</b> Custody Visitation	1,374	64%	361	17%	423	20%	2,158
Delinquency	175	53%	68	21%	88	27%	331
Paternity	115	85%	3	2%	18	13%	136
Traffic	64	48%	37	28%	31	23%	132
Abuse or Neglect	101	85%	6	5%	12	10%	119
Foster Care Review	49	79%	4	6%	9	15%	62
Permanency	36	60%	4	7%	20	33%	60
Status Offense/Other	41	73%	4	7%	11	20%	56
Remand Custody	12	31%	12	31%	15	38%	39
Initial Foster Care	28	74%	3	8%	7	18%	38
Remand Visitation	12	34%	10	29%	13	37%	35
Term Parental Rights	10	50%	1	5%	9	45%	20
Truancy	12	60%	7	35%	1	5%	20
Motion - Prot Order	6	43%	2	14%	6	43%	14
Child in Need of Service	2	25%	2	25%	4	50%	8
Capias	5	100%	-	0%	-	0%	5
Custody Relief	3	60%	-	0%	2	40%	5
Protective Order	-	0%	-	0%	5	100%	5
Child at Risk	2	67%	-	0%	1	33%	3
Juv Support	3	100%	-	0%	-	0%	3
Show Cause	1	33%	-	0%	2	67%	3
Emancipation	1	100%	-	0%	-	0%	1
Non-Family Abuse Prot	1	100%	-	0%	-	0%	1
Voluntary Continuing S	-	0%	-	0%	1	100%	1
Family Abuse - Prot Ord	-	0%	-	0%	-	0%	0
<b>Total</b>	<b>2,053</b>	<b>63%</b>	<b>524</b>	<b>16%</b>	<b>678</b>	<b>21%</b>	<b>3,255</b>
<b>Total</b>	<b>4,814</b>	<b>64%</b>	<b>1,488</b>	<b>20%</b>	<b>1,279</b>	<b>17%</b>	<b>7,581</b>

**CASELOAD STATISTICS OF THE JUVENILE & DOMESTIC RELATIONS COURTS**

January 2017 thru December 2017

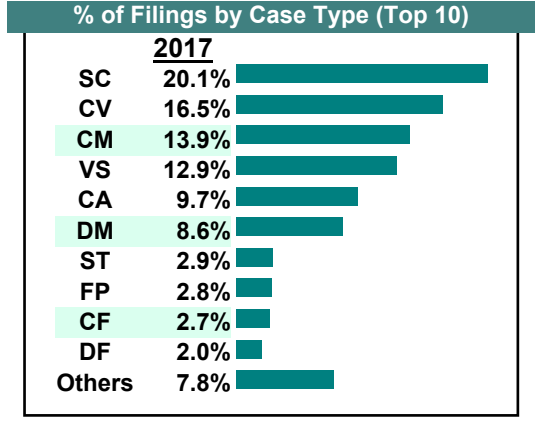
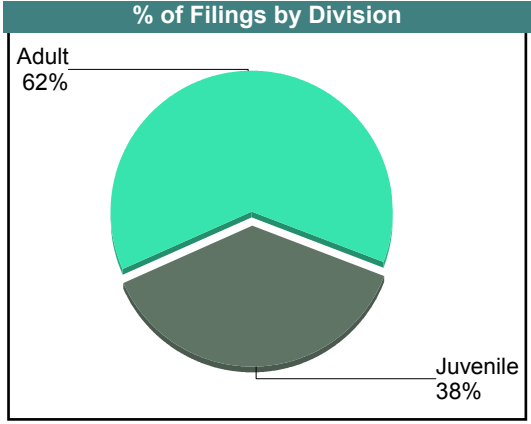
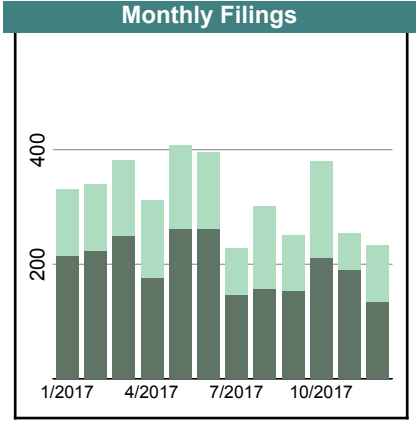
**Danville**

District: 22

		<u>Filings</u>	<u>Hearings</u>	<u>Transactions</u>	<u>Concluded</u>	<u>Cont</u>
<b>Adult</b>						
Non-Family Abuse Prot Order	AP	3	6	6	3	3
Capias	CA	370	1,109	1,109	361	748
Felony	CF	103	347	347	99	248
Misdemeanor	CM	529	1,906	1,906	593	1,313
Family Abuse - Prot Order	FP	107	215	215	112	103
Motion - Prot Order	MP	1	2	2	1	1
Violation of PO	PV	6	6	6	6	-
Show Cause	SC	768	1,795	1,795	710	1,083
SL/Other	SL	3	3	3	3	-
Civil Support	VS	492	779	779	451	327
<b>Adult Total</b>		<b>2,382</b>	<b>6,168</b>	<b>6,168</b>	<b>2,339</b>	<b>3,826</b>

<b>Juvenile</b>						
Abuse or Neglect	AN	6	26	26	6	20
Non-Family Abuse Prot Order	AP	7	14	14	7	7
Custody Relief	CR	1	2	2	1	1
Child in Need of Services	CS	10	37	37	16	21
Custody Visitation	CV	630	1,219	1,219	634	581
Felony	DF	77	496	496	141	355
Misdemeanor	DM	327	1,191	1,191	327	864
Emancipation	EP	1	1	1	1	-
Entrustment	ET	2	6	6	0	6
Foster Care Review	FC	40	41	41	40	1
Family Abuse - Prot Order	FP	1	2	2	1	1
Initial Foster Care	IF	22	27	27	22	5
Juv Support	JS	0	2	2	1	1
Permanency	PH	58	65	65	58	7
Status	ST	110	313	313	99	214
Traffic	T	47	91	92	38	53
Term Parental Rights	TP	42	43	43	36	5
Truancy	TR	46	266	266	67	199
Voluntary Continuing Services Agreement	VA	3	3	3	3	-
<b>Juvenile Total</b>		<b>1,430</b>	<b>3,845</b>	<b>3,846</b>	<b>1,498</b>	<b>2,341</b>

<b>Danville Totals</b>		<b>3,812</b>	<b>10,013</b>	<b>10,014</b>	<b>3,837</b>	<b>6,167</b>
------------------------	--	--------------	---------------	---------------	--------------	--------------



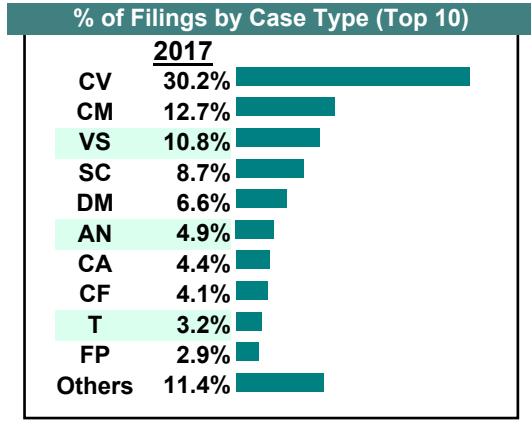
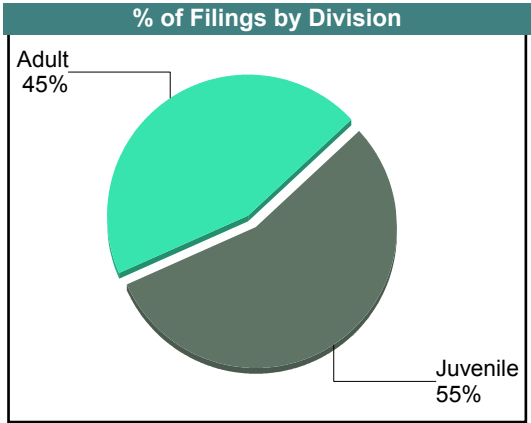
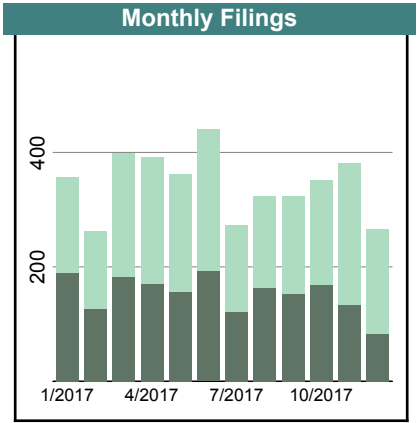
**CASELOAD STATISTICS OF THE JUVENILE & DOMESTIC RELATIONS COURTS**

January 2017 thru December 2017

		Filings	Hearings	Transactions	Concluded	Cont
<b>Adult</b>						
Non-Family Abuse Prot Order	AP	5	11	11	4	7
Capias	CA	175	517	517	176	341
Felony	CF	171	329	329	168	161
Misdemeanor	CM	526	1,469	1,469	546	923
Family Abuse - Prot Order	FP	119	273	273	120	153
Motion - Prot Order	MP	16	18	18	16	2
Other	OT	8	8	8	8	-
Violation of PO	PV	7	7	7	7	-
Remand Support	RS	9	9	9	9	-
Show Cause	SC	360	1,154	1,154	364	790
SL/Other	SL	8	12	12	7	5
Civil Support	VS	444	799	799	441	358
<b>Adult Total</b>		<b>1,848</b>	<b>4,606</b>	<b>4,606</b>	<b>1,866</b>	<b>2,740</b>

<b>Juvenile</b>						
Abuse or Neglect	AN	203	807	807	135	672
Non-Family Abuse Prot Order	AP	2	10	10	2	8
Capias	CA	6	10	10	4	6
Custody Relief	CR	3	5	5	2	3
Child in Need of Services	CS	36	263	263	27	236
Custody Visitation	CV	1,249	2,389	2,389	1,150	1,239
Felony	DF	50	220	220	54	166
Misdemeanor	DM	272	1,118	1,123	301	822
Emancipation	EP	1	1	1	1	-
Entrustment	ET	8	16	16	9	7
Foster Care Review	FC	48	51	51	48	3
Family Abuse - Prot Order	FP	1	4	4	1	3
Initial Foster Care	IF	45	51	51	45	6
Motion - Prot Order	MP	10	17	17	10	7
Permanency	PH	44	52	52	45	7
Petition	PT	12	26	26	14	12
Remand Custody	RC	9	9	9	9	-
Child at Risk	RI	4	4	4	4	-
Remand Visitation	RV	9	9	9	9	-
Status	ST	48	165	165	43	122
Traffic	T	134	204	219	128	91
Term Parental Rights	TP	15	28	28	18	10
Truancy	TR	66	314	314	67	247
Voluntary Continuing Services Agreement	VA	6	6	6	6	-
<b>Juvenile Total</b>		<b>2,281</b>	<b>5,779</b>	<b>5,799</b>	<b>2,132</b>	<b>3,667</b>

<b>Franklin County Totals</b>		<b>4,129</b>	<b>10,385</b>	<b>10,405</b>	<b>3,998</b>	<b>6,407</b>
-------------------------------	--	--------------	---------------	---------------	--------------	--------------



# CASELOAD STATISTICS OF THE JUVENILE & DOMESTIC RELATIONS COURTS

January 2017 thru December 2017

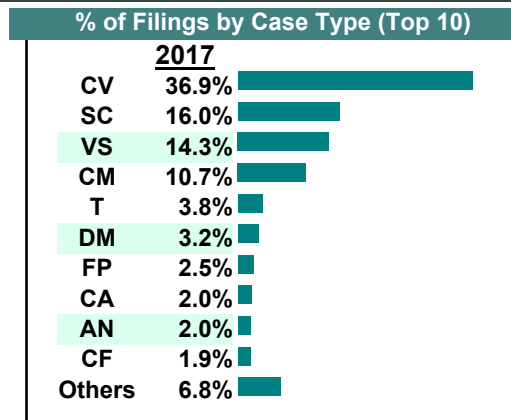
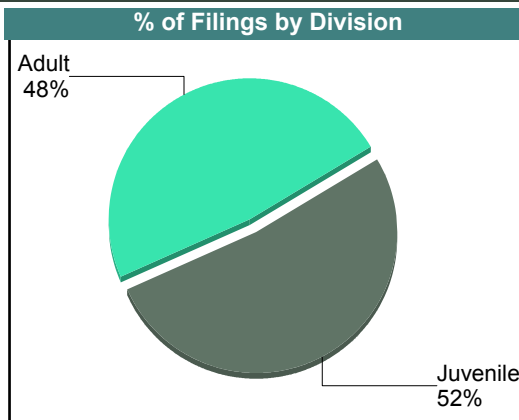
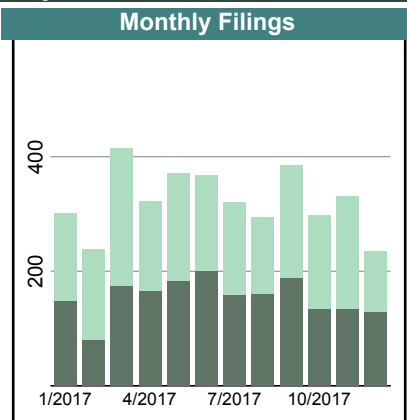
Pittsylvania

District: 22

		<u>Filings</u>	<u>Hearings</u>	<u>Transactions</u>	<u>Concluded</u>	<u>Cont</u>
<b>Adult</b>						
Non-Family Abuse Prot Order	AP	1	3	3	1	2
Capias	CA	78	201	201	74	123
Felony	CF	73	235	235	64	170
Misdemeanor	CM	415	991	991	395	585
Family Abuse - Prot Order	FP	98	226	226	97	129
Motion - Prot Order	MP	9	9	9	9	-
Other	OT	2	4	4	3	1
Remand Support	RS	4	4	4	4	-
Show Cause	SC	619	1,274	1,274	574	668
SL/Other	SL	6	7	7	6	1
Civil Support	VS	555	942	942	546	373
<b>Adult Total</b>		<b>1,860</b>	<b>3,896</b>	<b>3,896</b>	<b>1,773</b>	<b>2,052</b>

<b>Juvenile</b>						
Abuse or Neglect	AN	77	339	339	80	249
Capias	CA	1	4	4	2	1
Child in Need of Services	CS	3	25	25	10	15
Custody Visitation	CV	1,430	2,790	2,790	1,493	1,226
Felony	DF	61	425	425	87	315
Misdemeanor	DM	123	475	481	181	287
Emancipation	EP	2	3	3	2	1
Entrustment	ET	3	3	3	3	-
Foster Care Review	FC	42	54	54	42	12
Initial Foster Care	IF	13	16	16	11	5
Juv Support	JS	1	3	3	1	2
Motion - Prot Order	MP	2	2	2	2	-
Permanency	PH	19	24	24	14	9
Violation Fam Abuse PO	PS	0	1	1	1	-
Petition	PT	3	6	6	4	1
Remand Custody	RC	19	19	19	19	-
Child at Risk	RI	26	96	96	26	70
Remand Visitation	RV	13	13	13	12	-
Show Cause	SC	1	2	2	1	1
Status	ST	26	100	100	29	70
Traffic	T	148	194	213	137	75
Term Parental Rights	TP	2	3	3	2	1
Truancy	TR	3	22	22	5	17
Voluntary Continuing Services Agreement	VA	2	3	3	1	2
<b>Juvenile Total</b>		<b>2,020</b>	<b>4,622</b>	<b>4,647</b>	<b>2,165</b>	<b>2,359</b>

<b>Pittsylvania Totals</b>		<b>3,880</b>	<b>8,518</b>	<b>8,543</b>	<b>3,938</b>	<b>4,411</b>
----------------------------	--	--------------	--------------	--------------	--------------	--------------



Filings by Court & Division

	<u>Danville</u>		<u>Franklin County</u>		<u>Pittsylvania</u>		<u>Total</u>
<b>A</b>							
Show Cause	768	44%	360	21%	619	35%	1,747
Civil Support	492	33%	444	30%	555	37%	1,491
Adult Misdemeanor	529	36%	526	36%	415	28%	1,470
Capias	370	59%	175	28%	78	13%	623
Adult Felony	103	30%	171	49%	73	21%	347
Family Abuse - Prot Ord	107	33%	119	37%	98	30%	324
Motion - Prot Order	1	4%	16	62%	9	35%	26
SL/Other	3	18%	8	47%	6	35%	17
Remand Support	-	0%	9	69%	4	31%	13
Violation of PO	6	46%	7	54%	-	0%	13
Other	-	0%	8	80%	2	20%	10
Non-Family Abuse Prot	3	33%	5	56%	1	11%	9
<b>Total</b>	<b>2,382</b>	<b>39%</b>	<b>1,848</b>	<b>30%</b>	<b>1,860</b>	<b>31%</b>	<b>6,090</b>
<b>J</b>							
Custody Visitation	630	19%	1,249	38%	1,430	43%	3,309
Delinquency	404	44%	322	35%	184	20%	910
Traffic	47	14%	134	41%	148	45%	329
Abuse or Neglect	6	2%	203	71%	77	27%	286
Status Offense/Other	110	60%	48	26%	26	14%	184
Foster Care Review	40	31%	48	37%	42	32%	130
Permanency	58	48%	44	36%	19	16%	121
Truancy	46	40%	66	57%	3	3%	115
Initial Foster Care	22	28%	45	56%	13	16%	80
Term Parental Rights	42	71%	15	25%	2	3%	59
Child in Need of Service	10	20%	36	73%	3	6%	49
Child at Risk	-	0%	4	13%	26	87%	30
Remand Custody	-	0%	9	32%	19	68%	28
Remand Visitation	-	0%	9	41%	13	59%	22
Paternity	-	0%	12	80%	3	20%	15
Entrustment	2	15%	8	62%	3	23%	13
Motion - Prot Order	-	0%	10	83%	2	17%	12
Voluntary Continuing S	3	27%	6	55%	2	18%	11
Non-Family Abuse Prot	7	78%	2	22%	-	0%	9
Capias	-	0%	6	86%	1	14%	7
Custody Relief	1	25%	3	75%	-	0%	4
Emancipation	1	25%	1	25%	2	50%	4
Family Abuse - Prot Ord	1	50%	1	50%	-	0%	2
Juv Support	-	0%	-	0%	1	100%	1
Show Cause	-	0%	-	0%	1	100%	1
Violation Fam Abuse PC	-	0%	-	0%	-	0%	0
<b>Total</b>	<b>1,430</b>	<b>25%</b>	<b>2,281</b>	<b>40%</b>	<b>2,020</b>	<b>35%</b>	<b>5,731</b>
<b>Total</b>	<b>3,812</b>	<b>32%</b>	<b>4,129</b>	<b>35%</b>	<b>3,880</b>	<b>33%</b>	<b>11,821</b>



**CASELOAD STATISTICS OF THE JUVENILE & DOMESTIC RELATIONS COURTS**

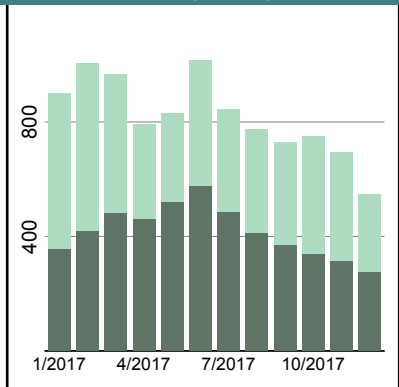
January 2017 thru December 2017

**Roanoke**

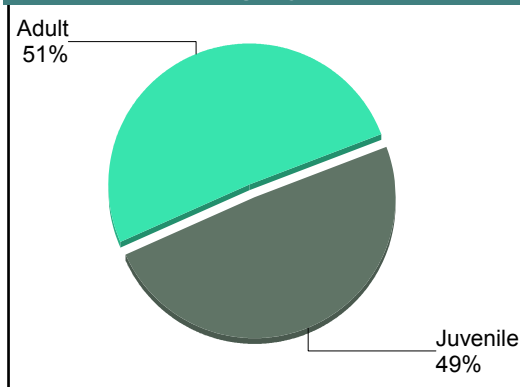
District: 23

		<u>Filings</u>	<u>Hearings</u>	<u>Transactions</u>	<u>Concluded</u>	<u>Cont</u>
<b><u>Adult</u></b>						
Non-Family Abuse Prot Order	AP	1	1	1	1	-
Bond Forfeiture	BF	6	8	8	5	2
Capias	CA	14	78	78	34	44
Felony	CF	272	781	781	273	508
Misdemeanor	CM	1,719	4,702	4,702	1,765	2,922
Crim Support	CS	1	1	1	1	-
Family Abuse - Prot Order	FP	383	658	658	388	270
Motion - Prot Order	MP	23	27	27	23	4
Other	OT	1	1	1	1	-
Protective Order	PC	4	4	4	4	-
Violation Fam Abuse PO	PS	2	2	2	1	1
Violation of PO	PV	18	18	18	18	-
Remand Support	RS	111	112	112	111	1
Show Cause	SC	1,449	3,812	3,812	1,450	2,353
SL/Other	SL	12	14	14	10	4
Civil Support	VS	1,000	1,791	1,791	1,014	768
<b>Adult Total</b>		<b>5,016</b>	<b>12,010</b>	<b>12,010</b>	<b>5,099</b>	<b>6,877</b>
<b><u>Juvenile</u></b>						
Abuse or Neglect	AN	240	776	776	281	494
Non-Family Abuse Prot Order	AP	5	8	8	5	3
Capias	CA	25	85	85	20	65
Custody Relief	CR	5	7	7	4	3
Child in Need of Services	CS	11	75	75	16	59
Custody Visitation	CV	2,283	4,519	4,519	2,363	2,144
Felony	DF	118	817	817	116	701
Misdemeanor	DM	417	1,863	1,864	470	1,392
Emancipation	EP	15	15	15	15	-
Entrustment	ET	33	33	33	33	-
Foster Care Review	FC	190	197	197	191	6
Family Abuse - Prot Order	FP	6	7	7	6	1
Initial Foster Care	IF	106	109	109	106	3
Motion - Prot Order	MP	17	25	25	18	7
Protective Order	PC	1	2	2	1	1
Permanency	PH	285	296	296	279	17
Violation Fam Abuse PO	PS	1	1	1	1	-
Petition	PT	4	7	7	4	3
Remand Custody	RC	244	244	244	244	-
Child at Risk	RI	1	3	3	0	3
Remand Visitation	RV	242	242	242	242	-
Show Cause	SC	11	35	35	14	21
Status	ST	123	359	359	115	244
Traffic	T	190	339	351	192	159
Term Parental Rights	TP	186	253	253	184	69
Truancy	TR	52	489	489	105	383
Voluntary Continuing Services Agreement	VA	15	15	15	15	-
<b>Juvenile Total</b>		<b>4,826</b>	<b>10,821</b>	<b>10,834</b>	<b>5,040</b>	<b>5,778</b>
<b>Roanoke Totals</b>		<b>9,842</b>	<b>22,831</b>	<b>22,844</b>	<b>10,139</b>	<b>12,655</b>

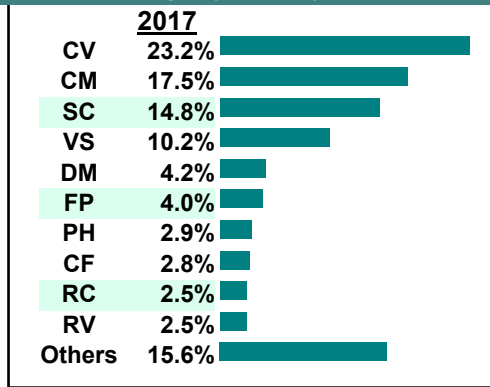
### Monthly Filings



### % of Filings by Division



### % of Filings by Case Type (Top 10)

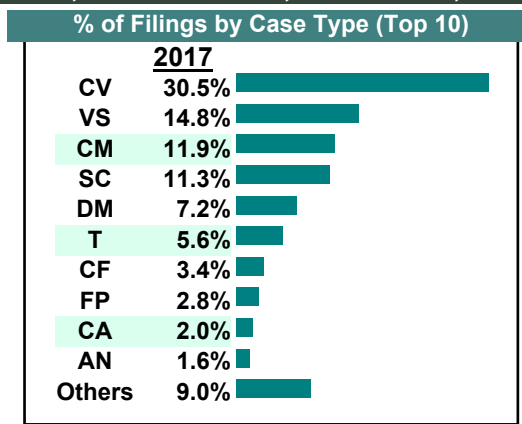
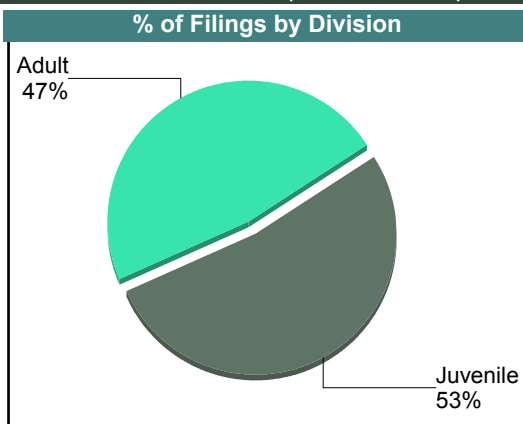
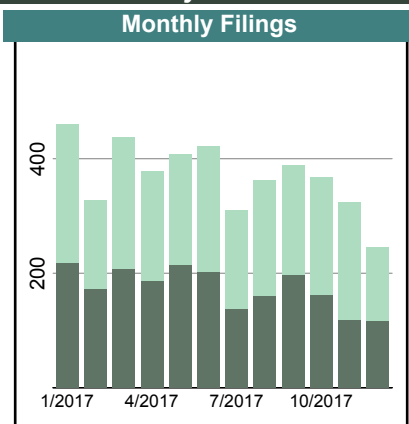


January 2017 thru December 2017

		Filings	Hearings	Transactions	Concluded	Cont
<b>Adult</b>						
Non-Family Abuse Prot Order	AP	5	11	11	4	7
Bond Forfeiture	BF	1	1	1	0	1
Capias	CA	89	270	270	97	173
Felony	CF	149	482	483	165	317
Misdemeanor	CM	527	1,587	1,587	544	1,041
Family Abuse - Prot Order	FP	123	247	247	130	117
Motion - Prot Order	MP	21	28	28	21	7
Other	OT	2	3	3	2	1
Violation of PO	PV	9	9	9	9	-
Remand Support	RS	16	17	17	17	-
Show Cause	SC	498	1,509	1,509	489	1,016
SL/Other	SL	6	11	11	8	3
Civil Support	VS	656	1,218	1,218	656	561
<b>Adult Total</b>		<b>2,102</b>	<b>5,393</b>	<b>5,394</b>	<b>2,142</b>	<b>3,244</b>

<b>Juvenile</b>						
Abuse or Neglect	AN	69	275	275	74	201
Non-Family Abuse Prot Order	AP	3	6	6	1	5
Capias	CA	1	3	3	2	1
Custody Relief	CR	6	10	10	8	2
Child in Need of Services	CS	3	7	7	4	3
Custody Visitation	CV	1,353	2,978	2,978	1,369	1,609
Felony	DF	63	375	375	73	301
Misdemeanor	DM	321	1,186	1,203	320	880
Entrustment	ET	7	7	7	7	-
Foster Care Review	FC	46	46	46	46	-
Initial Foster Care	IF	22	22	22	21	1
Motion - Prot Order	MP	17	46	46	20	26
Permanency	PH	59	64	64	63	1
Petition	PT	9	17	17	11	6
Remand Custody	RC	41	41	41	41	-
Remand Visitation	RV	1	1	1	1	-
Show Cause	SC	3	9	9	0	8
Status	ST	23	69	70	17	53
Traffic	T	247	561	579	271	306
Term Parental Rights	TP	16	32	32	22	10
Truancy	TR	12	55	55	9	46
Voluntary Continuing Services Agreement	VA	11	14	14	11	3
<b>Juvenile Total</b>		<b>2,333</b>	<b>5,824</b>	<b>5,860</b>	<b>2,391</b>	<b>3,462</b>

<b>Roanoke County Totals</b>		<b>4,435</b>	<b>11,217</b>	<b>11,254</b>	<b>4,533</b>	<b>6,706</b>
------------------------------	--	--------------	---------------	---------------	--------------	--------------



# CASELOAD STATISTICS OF THE JUVENILE & DOMESTIC RELATIONS COURTS

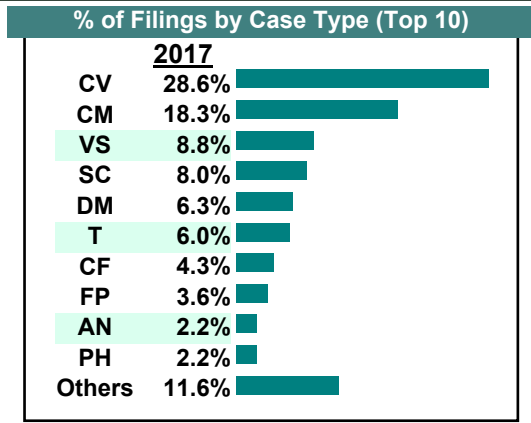
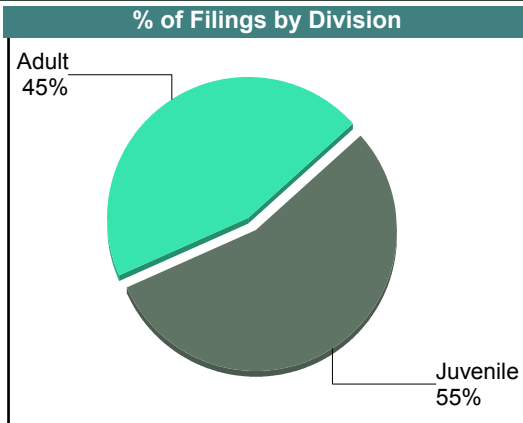
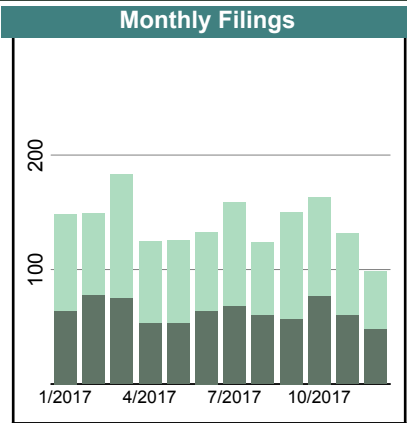
January 2017 thru December 2017

Salem District: 23

		<u>Filings</u>	<u>Hearings</u>	<u>Transactions</u>	<u>Concluded</u>	<u>Cont</u>
<b>Adult</b>						
Non-Family Abuse Prot Order	AP	2	2	2	2	-
Bond Forfeiture	BF	2	3	3	2	1
Capias	CA	10	38	38	16	22
Felony	CF	72	201	201	67	134
Misdemeanor	CM	309	936	936	308	625
Family Abuse - Prot Order	FP	60	130	130	56	74
Motion - Prot Order	MP	9	10	10	9	1
Other	OT	1	1	1	1	-
Remand Support	RS	9	9	9	9	-
Show Cause	SC	135	389	389	137	250
SL/Other	SL	4	6	6	3	3
Civil Support	VS	149	247	247	150	93
<b>Adult Total</b>		<b>762</b>	<b>1,972</b>	<b>1,972</b>	<b>760</b>	<b>1,203</b>

<b>Juvenile</b>						
Abuse or Neglect	AN	38	120	120	42	78
Non-Family Abuse Prot Order	AP	1	1	1	1	-
Child in Need of Services	CS	1	1	1	1	-
Custody Visitation	CV	483	925	925	499	426
Felony	DF	30	152	152	33	119
Misdemeanor	DM	107	363	363	132	231
Foster Care Review	FC	30	31	31	30	1
Initial Foster Care	IF	16	18	18	17	1
Motion - Prot Order	MP	11	29	29	13	16
Permanency	PH	38	38	38	38	-
Petition	PT	1	3	3	2	1
Remand Custody	RC	18	18	18	18	-
Remand Visitation	RV	18	18	18	18	-
Show Cause	SC	0	3	3	0	3
Status	ST	15	82	82	16	65
Traffic	T	102	194	209	103	104
Term Parental Rights	TP	14	24	24	14	10
Truancy	TR	1	2	2	1	1
Voluntary Continuing Services Agreement	VA	3	4	4	2	2
<b>Juvenile Total</b>		<b>927</b>	<b>2,026</b>	<b>2,041</b>	<b>980</b>	<b>1,058</b>

<b>Salem Totals</b>		<b>1,689</b>	<b>3,998</b>	<b>4,013</b>	<b>1,740</b>	<b>2,261</b>
---------------------	--	--------------	--------------	--------------	--------------	--------------



Filings by Court & Division

	<u>Roanoke</u>		<u>Roanoke County</u>		<u>Salem</u>		<u>Total</u>
<b>A</b>							
Adult Misdemeanor	1,719	67%	527	21%	309	12%	2,555
Show Cause	1,449	70%	498	24%	135	6%	2,082
Civil Support	1,000	55%	656	36%	149	8%	1,805
Family Abuse - Prot Ord	383	68%	123	22%	60	11%	566
Adult Felony	272	55%	149	30%	72	15%	493
Remand Support	111	82%	16	12%	9	7%	136
Capias	14	12%	89	79%	10	9%	113
Motion - Prot Order	23	43%	21	40%	9	17%	53
Violation of PO	18	67%	9	33%	-	0%	27
SL/Other	12	55%	6	27%	4	18%	22
Bond Forfeiture	6	67%	1	11%	2	22%	9
Non-Family Abuse Prot	1	13%	5	63%	2	25%	8
Other	1	25%	2	50%	1	25%	4
Protective Order	4	100%	-	0%	-	0%	4
Violation Fam Abuse PC	2	100%	-	0%	-	0%	2
Criminal Support	1	100%	-	0%	-	0%	1
<b>Total</b>	<b>5,016</b>	<b>64%</b>	<b>2,102</b>	<b>27%</b>	<b>762</b>	<b>10%</b>	<b>7,880</b>
<b>J</b>							
Custody Visitation	2,283	55%	1,353	33%	483	12%	4,119
Delinquency	535	51%	384	36%	137	13%	1,056
Traffic	190	35%	247	46%	102	19%	539
Permanency	285	75%	59	15%	38	10%	382
Abuse or Neglect	240	69%	69	20%	38	11%	347
Remand Custody	244	81%	41	14%	18	6%	303
Foster Care Review	190	71%	46	17%	30	11%	266
Remand Visitation	242	93%	1	0%	18	7%	261
Term Parental Rights	186	86%	16	7%	14	6%	216
Status Offense/Other	123	76%	23	14%	15	9%	161
Initial Foster Care	106	74%	22	15%	16	11%	144
Truancy	52	80%	12	18%	1	2%	65
Motion - Prot Order	17	38%	17	38%	11	24%	45
Entrustment	33	83%	7	18%	-	0%	40
Voluntary Continuing Se	15	52%	11	38%	3	10%	29
Capias	25	96%	1	4%	-	0%	26
Child in Need of Service	11	73%	3	20%	1	7%	15
Emancipation	15	100%	-	0%	-	0%	15
Paternity	4	29%	9	64%	1	7%	14
Show Cause	11	79%	3	21%	-	0%	14
Custody Relief	5	45%	6	55%	-	0%	11
Non-Family Abuse Prot	5	56%	3	33%	1	11%	9
Family Abuse - Prot Ord	6	100%	-	0%	-	0%	6
Child at Risk	1	100%	-	0%	-	0%	1
Protective Order	1	100%	-	0%	-	0%	1
Violation Fam Abuse PC	1	100%	-	0%	-	0%	1
<b>Total</b>	<b>4,826</b>	<b>60%</b>	<b>2,333</b>	<b>29%</b>	<b>927</b>	<b>11%</b>	<b>8,086</b>
<b>Total</b>	<b>9,842</b>	<b>62%</b>	<b>4,435</b>	<b>28%</b>	<b>1,689</b>	<b>11%</b>	<b>15,966</b>

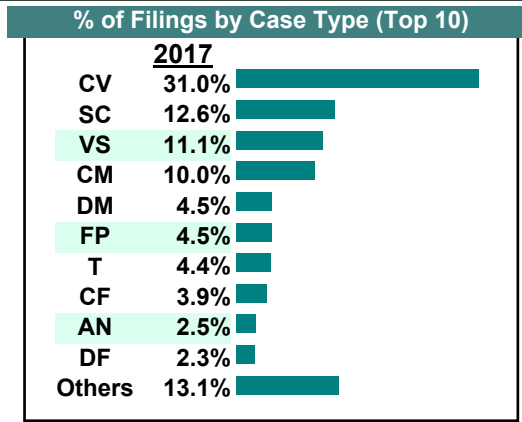
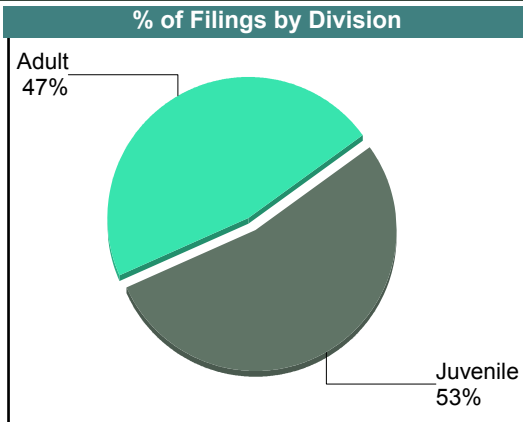
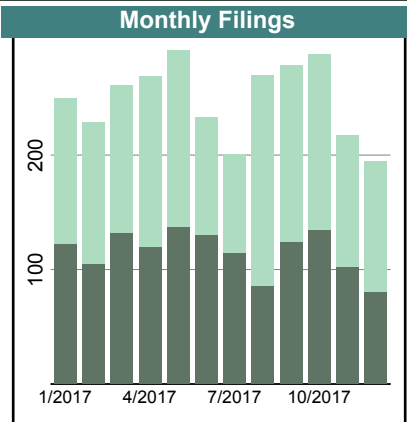
# CASELOAD STATISTICS OF THE JUVENILE & DOMESTIC RELATIONS COURTS

January 2017 thru December 2017

Amherst

District: 24

		<u>Filings</u>	<u>Hearings</u>	<u>Transactions</u>	<u>Concluded</u>	<u>Cont</u>
<b>Adult</b>						
Non-Family Abuse Prot Order	AP	6	12	12	6	6
Capias	CA	49	145	145	56	89
Felony	CF	116	356	356	102	254
Misdemeanor	CM	299	792	792	303	489
Family Abuse - Prot Order	FP	128	285	285	127	158
Motion - Prot Order	MP	21	21	21	21	-
Other	OT	1	1	1	1	-
Violation of PO	PV	43	43	43	43	-
Remand Support	RS	19	19	19	19	-
Show Cause	SC	375	1,098	1,098	422	676
SL/Other	SL	4	5	5	5	-
Civil Support	VS	331	514	514	334	180
<b>Adult Total</b>		<b>1,392</b>	<b>3,291</b>	<b>3,291</b>	<b>1,439</b>	<b>1,852</b>
<b>Juvenile</b>						
Abuse or Neglect	AN	74	248	248	68	180
Non-Family Abuse Prot Order	AP	6	12	12	6	6
Child in Need of Services	CS	6	33	33	10	23
Custody Visitation	CV	926	1,516	1,516	906	609
Felony	DF	70	328	328	24	304
Misdemeanor	DM	134	432	432	132	300
Emancipation	EP	3	3	3	3	-
Entrustment	ET	5	5	5	5	-
Foster Care Review	FC	26	31	31	27	4
Family Abuse - Prot Order	FP	6	11	11	6	5
Initial Foster Care	IF	10	10	10	10	-
Motion - Prot Order	MP	1	1	1	1	-
Permanency	PH	29	35	35	31	4
Petition	PT	32	41	41	35	6
Violation of PO	PV	1	1	1	0	1
Remand Custody	RC	32	32	32	32	-
Child at Risk	RI	22	70	70	27	43
Remand Visitation	RV	27	27	27	27	-
Status	ST	24	49	49	13	36
Traffic	T	132	161	200	141	59
Term Parental Rights	TP	9	13	13	9	4
Truancy	TR	16	64	64	18	46
<b>Juvenile Total</b>		<b>1,591</b>	<b>3,123</b>	<b>3,162</b>	<b>1,531</b>	<b>1,630</b>
<b>Amherst Totals</b>		<b>2,983</b>	<b>6,414</b>	<b>6,453</b>	<b>2,970</b>	<b>3,482</b>



**CASELOAD STATISTICS OF THE JUVENILE & DOMESTIC RELATIONS COURTS**

January 2017 thru December 2017

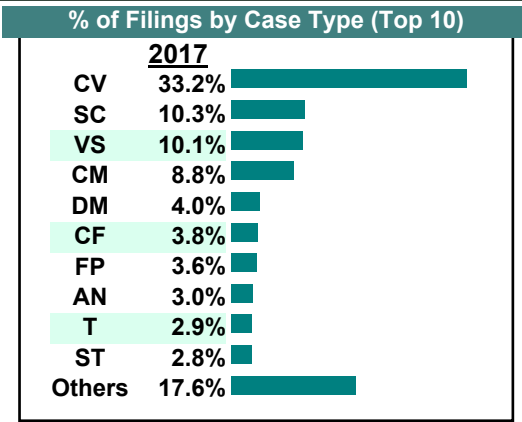
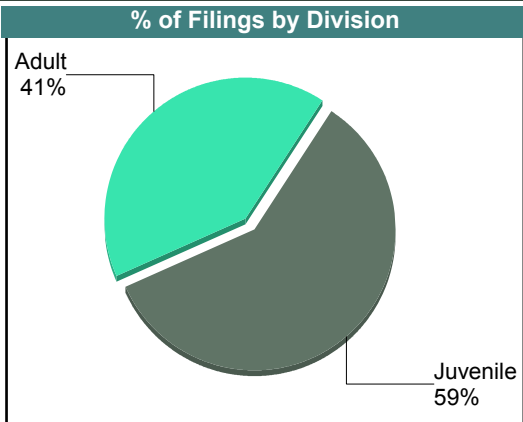
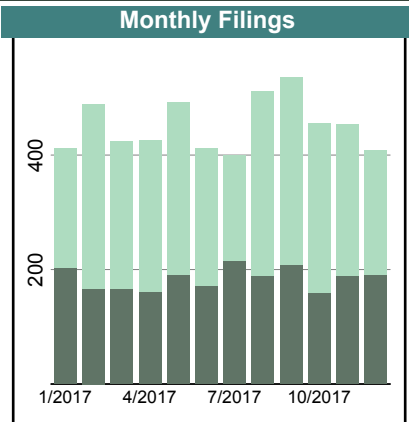
**Bedford**

District: 24

		<u>Filings</u>	<u>Hearings</u>	<u>Transactions</u>	<u>Concluded</u>	<u>Cont</u>
<b>Adult</b>						
Non-Family Abuse Prot Order	AP	7	17	17	6	11
Bond Forfeiture	BF	2	2	2	2	-
Capias	CA	117	258	258	117	141
Felony	CF	205	649	649	209	440
Misdemeanor	CM	475	1,280	1,280	415	864
Family Abuse - Prot Order	FP	191	417	417	191	226
Motion - Prot Order	MP	44	47	47	44	3
Other	OT	8	9	9	8	1
Protective Order	PC	1	1	1	0	1
Violation Fam Abuse PO	PS	1	1	1	1	-
Violation of PO	PV	3	3	3	3	-
Restricted O/L	RL	1	3	3	1	2
Remand Support	RS	47	47	47	47	-
Show Cause	SC	549	1,329	1,329	553	776
SL/Other	SL	18	19	19	18	1
Civil Support	VS	546	997	997	542	455
<b>Adult Total</b>		<b>2,215</b>	<b>5,079</b>	<b>5,079</b>	<b>2,157</b>	<b>2,921</b>

<b>Juvenile</b>						
Abuse or Neglect	AN	161	481	481	146	335
Non-Family Abuse Prot Order	AP	9	19	19	9	10
Capias	CA	4	9	9	2	7
Custody Relief	CR	6	7	7	5	2
Child in Need of Services	CS	102	347	347	97	250
Custody Visitation	CV	1,800	3,593	3,593	1,778	1,815
Felony	DF	37	183	183	44	139
Misdemeanor	DM	215	667	674	223	451
Entrustment	ET	6	7	7	6	1
Foster Care Review	FC	83	87	87	83	4
Family Abuse - Prot Order	FP	2	4	4	2	2
Initial Foster Care	IF	40	40	40	40	-
Motion - Prot Order	MP	33	34	34	34	-
Protective Order	PC	1	3	3	1	2
Permanency	PH	45	45	45	45	-
Petition	PT	38	62	62	31	31
Remand Custody	RC	70	70	70	70	-
Remand Visitation	RV	70	71	71	70	1
Show Cause	SC	11	23	23	11	12
Status	ST	153	325	326	126	200
Traffic	T	159	189	215	142	73
Term Parental Rights	TP	20	30	30	26	4
Truancy	TR	134	494	494	108	386
Voluntary Continuing Services Agreement	VA	7	8	8	7	1
<b>Juvenile Total</b>		<b>3,206</b>	<b>6,798</b>	<b>6,832</b>	<b>3,106</b>	<b>3,726</b>

<b>Bedford Totals</b>		<b>5,421</b>	<b>11,877</b>	<b>11,911</b>	<b>5,263</b>	<b>6,647</b>
-----------------------	--	--------------	---------------	---------------	--------------	--------------



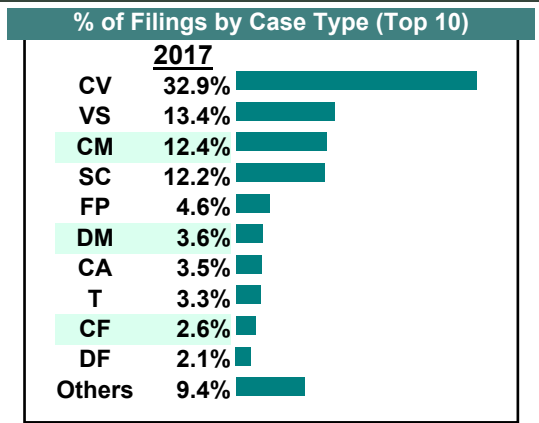
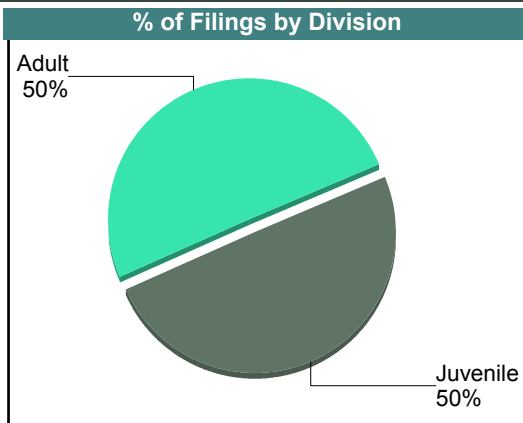
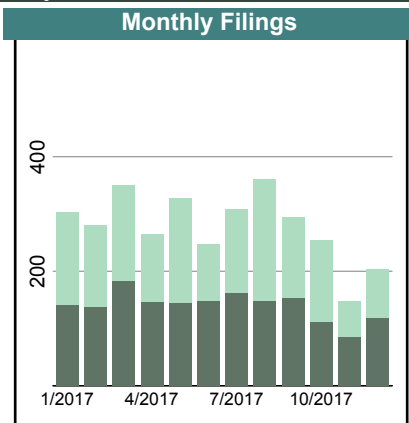
# CASELOAD STATISTICS OF THE JUVENILE & DOMESTIC RELATIONS COURTS

January 2017 thru December 2017

Campbell

District: 24

		<u>Filings</u>	<u>Hearings</u>	<u>Transactions</u>	<u>Concluded</u>	<u>Cont</u>
<b>Adult</b>						
Non-Family Abuse Prot Order	AP	9	15	15	10	5
Capias	CA	118	301	301	124	176
Felony	CF	87	298	298	89	209
Misdemeanor	CM	416	1,145	1,145	423	720
Family Abuse - Prot Order	FP	153	339	339	151	186
Motion - Prot Order	MP	28	34	34	28	6
Violation of PO	PV	4	4	4	4	-
Remand Support	RS	6	7	7	7	-
Show Cause	SC	407	1,204	1,204	421	775
SL/Other	SL	10	13	13	10	3
Civil Support	VS	449	732	732	452	274
<b>Adult Total</b>		<b>1,687</b>	<b>4,092</b>	<b>4,092</b>	<b>1,719</b>	<b>2,354</b>
<b>Juvenile</b>						
Abuse or Neglect	AN	35	104	104	32	72
Non-Family Abuse Prot Order	AP	4	9	9	4	5
Custody Relief	CR	1	1	1	1	-
Child in Need of Services	CS	15	58	58	19	39
Custody Visitation	CV	1,102	2,029	2,029	1,158	863
Felony	DF	69	287	287	56	230
Misdemeanor	DM	120	365	366	103	258
Foster Care Review	FC	24	24	24	24	-
Family Abuse - Prot Order	FP	1	2	2	1	1
Initial Foster Care	IF	14	19	19	14	5
Motion - Prot Order	MP	16	21	21	18	3
Permanency	PH	19	21	21	19	2
Petition	PT	4	10	10	4	6
Remand Custody	RC	20	20	20	20	-
Child at Risk	RI	2	2	2	2	-
Remand Visitation	RV	12	12	12	12	-
Status	ST	55	93	93	50	43
Traffic	T	111	130	161	112	47
Term Parental Rights	TP	13	19	19	13	6
Truancy	TR	21	90	90	26	63
Voluntary Continuing Services Agreement	VA	2	2	2	2	-
<b>Juvenile Total</b>		<b>1,660</b>	<b>3,318</b>	<b>3,350</b>	<b>1,690</b>	<b>1,643</b>
<b>Campbell Totals</b>		<b>3,347</b>	<b>7,410</b>	<b>7,442</b>	<b>3,409</b>	<b>3,997</b>





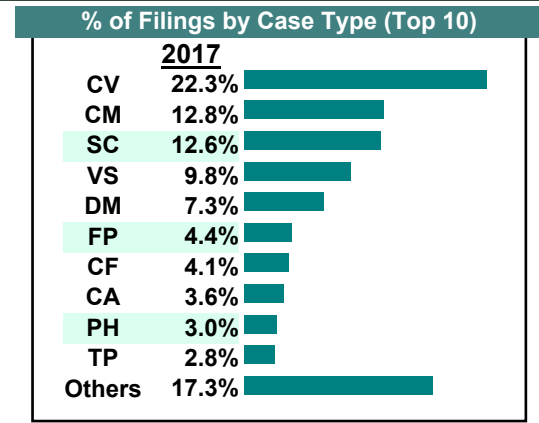
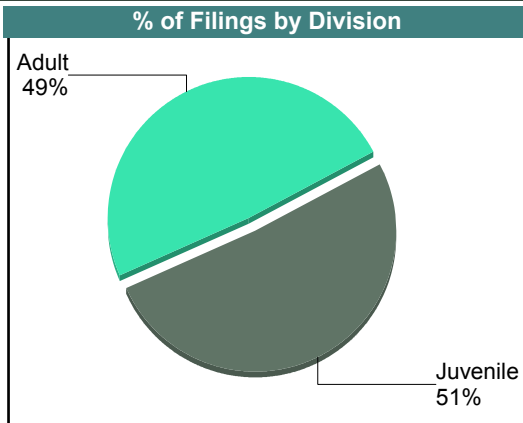
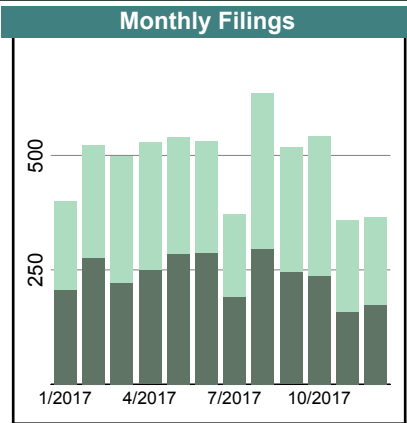
# CASELOAD STATISTICS OF THE JUVENILE & DOMESTIC RELATIONS COURTS

January 2017 thru December 2017

Lynchburg

District: 24

		<u>Filings</u>	<u>Hearings</u>	<u>Transactions</u>	<u>Concluded</u>	<u>Cont</u>
<b>Adult</b>						
Non-Family Abuse Prot Order	AP	12	27	27	12	15
Bond Forfeiture	BF	1	1	1	1	-
Capias	CA	211	616	616	233	383
Felony	CF	238	712	712	242	470
Misdemeanor	CM	746	2,147	2,147	788	1,358
Family Abuse - Prot Order	FP	253	591	591	256	335
Motion - Prot Order	MP	51	61	61	52	9
Remand Support	RS	17	17	17	17	-
Show Cause	SC	733	1,849	1,849	814	1,032
SL/Other	SL	4	5	5	5	-
Civil Support	VS	568	969	969	575	394
<b>Adult Total</b>		<b>2,834</b>	<b>6,995</b>	<b>6,995</b>	<b>2,995</b>	<b>3,996</b>
<b>Juvenile</b>						
Abuse or Neglect	AN	154	459	459	145	314
Non-Family Abuse Prot Order	AP	15	37	37	15	22
Custody Relief	CR	2	6	6	2	4
Child in Need of Services	CS	31	113	113	33	80
Custody Visitation	CV	1,295	2,564	2,564	1,440	1,124
Felony	DF	159	593	593	158	434
Misdemeanor	DM	423	1,387	1,387	433	950
Emancipation	EP	1	1	1	1	-
Entrustment	ET	74	110	110	76	34
Foster Care Review	FC	125	131	131	122	9
Initial Foster Care	IF	52	57	57	48	9
Motion - Prot Order	MP	2	2	2	2	-
Permanency	PH	174	195	195	169	26
Petition	PT	49	92	92	53	39
Remand Custody	RC	31	31	31	31	-
Child at Risk	RI	2	14	14	7	7
Remand Visitation	RV	26	26	26	26	-
Status	ST	12	43	43	9	34
Traffic	T	62	128	140	80	60
Term Parental Rights	TP	163	267	267	176	91
Truancy	TR	117	452	452	123	329
Voluntary Continuing Services Agreement	VA	7	7	7	6	1
<b>Juvenile Total</b>		<b>2,976</b>	<b>6,715</b>	<b>6,727</b>	<b>3,155</b>	<b>3,567</b>
<b>Lynchburg Totals</b>		<b>5,810</b>	<b>13,710</b>	<b>13,722</b>	<b>6,150</b>	<b>7,563</b>

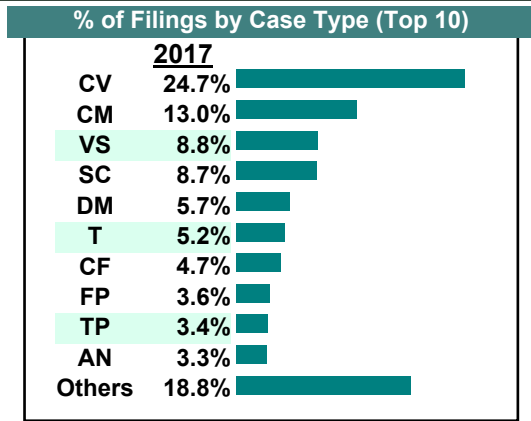
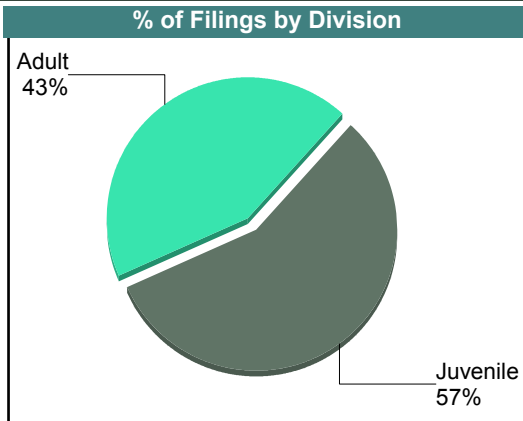
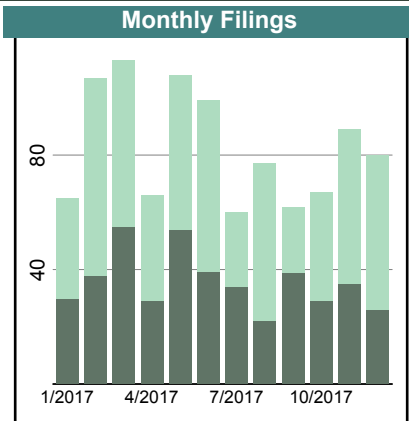


# CASELOAD STATISTICS OF THE JUVENILE & DOMESTIC RELATIONS COURTS

January 2017 thru December 2017

**Nelson**  
District: 24

		<u>Filings</u>	<u>Hearings</u>	<u>Transactions</u>	<u>Concluded</u>	<u>Cont</u>
<b><u>Adult</u></b>						
Non-Family Abuse Prot Order	AP	2	5	5	2	3
Capias	CA	18	50	50	15	35
Felony	CF	47	149	149	51	98
Misdemeanor	CM	129	341	341	121	220
Family Abuse - Prot Order	FP	36	79	79	37	42
Motion - Prot Order	MP	9	11	11	9	2
Violation of PO	PV	3	3	3	3	-
Remand Support	RS	15	15	15	15	-
Show Cause	SC	84	234	234	86	148
Civil Support	VS	87	156	156	92	64
<b>Adult Total</b>		<b>430</b>	<b>1,043</b>	<b>1,043</b>	<b>431</b>	<b>612</b>
<b><u>Juvenile</u></b>						
Abuse or Neglect	AN	33	96	96	32	64
Non-Family Abuse Prot Order	AP	3	8	8	2	6
Custody Relief	CR	3	3	3	3	-
Child in Need of Services	CS	9	39	39	7	32
Custody Visitation	CV	245	466	466	270	196
Felony	DF	9	84	84	27	57
Misdemeanor	DM	57	180	180	57	123
Entrustment	ET	1	1	1	0	1
Foster Care Review	FC	13	13	13	13	-
Initial Foster Care	IF	10	10	10	10	-
Permanency	PH	22	22	22	21	1
Petition	PT	3	6	6	2	4
Remand Custody	RC	22	22	22	22	-
Child at Risk	RI	4	13	13	4	9
Remand Visitation	RV	21	21	21	21	-
Show Cause	SC	2	6	6	1	5
Status	ST	3	5	5	2	3
Traffic	T	52	56	71	54	17
Term Parental Rights	TP	34	40	40	32	8
Truancy	TR	17	67	67	9	58
Voluntary Continuing Services Agreement	VA	0	7	7	0	7
<b>Juvenile Total</b>		<b>563</b>	<b>1,165</b>	<b>1,180</b>	<b>589</b>	<b>591</b>
<b>Nelson Totals</b>		<b>993</b>	<b>2,208</b>	<b>2,223</b>	<b>1,020</b>	<b>1,203</b>



Filings by Court & Division

	Amherst	Bedford	Campbell	Lynchburg	Nelson	Total
<b>A Show Cause</b>	375 17%	549 26%	407 19%	733 34%	84 4%	2,148
<b>Adult Misdemeanor</b>	299 14%	475 23%	416 20%	746 36%	129 6%	2,065
<b>Civil Support</b>	331 17%	546 28%	449 23%	568 29%	87 4%	1,981
<b>Family Abuse - Prot Order</b>	128 17%	191 25%	153 20%	253 33%	36 5%	761
<b>Adult Felony</b>	116 17%	205 30%	87 13%	238 34%	47 7%	693
<b>Capias</b>	49 10%	117 23%	118 23%	211 41%	18 4%	513
<b>Motion - Prot Order</b>	21 14%	44 29%	28 18%	51 33%	9 6%	153
<b>Remand Support</b>	19 18%	47 45%	6 6%	17 16%	15 14%	104
<b>Violation of PO</b>	43 81%	3 6%	4 8%	- 0%	3 6%	53
<b>Non-Family Abuse Prot Order</b>	6 17%	7 19%	9 25%	12 33%	2 6%	36
<b>SL/Other</b>	4 11%	18 50%	10 28%	4 11%	- 0%	36
<b>Other</b>	1 11%	8 89%	- 0%	- 0%	- 0%	9
<b>Bond Forfeiture</b>	- 0%	2 67%	- 0%	1 33%	- 0%	3
<b>Protective Order</b>	- 0%	1 100%	- 0%	- 0%	- 0%	1
<b>Restricted O/L</b>	- 0%	1 100%	- 0%	- 0%	- 0%	1
<b>Violation Fam Abuse PO</b>	- 0%	1 100%	- 0%	- 0%	- 0%	1
<b>Total</b>	1,392 16%	2,215 26%	1,687 20%	2,834 33%	430 5%	8,558
<b>J Custody Visitation</b>	926 17%	1,800 34%	1,102 21%	1,295 24%	245 5%	5,368
<b>Delinquency</b>	204 16%	252 19%	189 15%	582 45%	66 5%	1,293
<b>Traffic</b>	132 26%	159 31%	111 22%	62 12%	52 10%	516
<b>Abuse or Neglect</b>	74 16%	161 35%	35 8%	154 34%	33 7%	457
<b>Truancy</b>	16 5%	134 44%	21 7%	117 38%	17 6%	305
<b>Permanency</b>	29 10%	45 16%	19 7%	174 60%	22 8%	289
<b>Foster Care Review</b>	26 10%	83 31%	24 9%	125 46%	13 5%	271

	Amherst	Bedford	Campbell	Lynchburg	Nelson	Total
<b>J Status Offense/Other</b>	24	153	55	12	3	<b>247</b>
	10%	62%	22%	5%	1%	
<b>Term Parental Rights</b>	9	20	13	163	34	<b>239</b>
	4%	8%	5%	68%	14%	
<b>Remand Custody</b>	32	70	20	31	22	<b>175</b>
	18%	40%	11%	18%	13%	
<b>Child in Need of Services</b>	6	102	15	31	9	<b>163</b>
	4%	63%	9%	19%	6%	
<b>Remand Visitation</b>	27	70	12	26	21	<b>156</b>
	17%	45%	8%	17%	13%	
<b>Initial Foster Care</b>	10	40	14	52	10	<b>126</b>
	8%	32%	11%	41%	8%	
<b>Paternity</b>	32	38	4	49	3	<b>126</b>
	25%	30%	3%	39%	2%	
<b>Entrustment</b>	5	6	-	74	1	<b>86</b>
	6%	7%	0%	86%	1%	
<b>Motion - Prot Order</b>	1	33	16	2	-	<b>52</b>
	2%	63%	31%	4%	0%	
<b>Non-Family Abuse Prot Order</b>	6	9	4	15	3	<b>37</b>
	16%	24%	11%	41%	8%	
<b>Child at Risk</b>	22	-	2	2	4	<b>30</b>
	73%	0%	7%	7%	13%	
<b>Voluntary Continuing</b>	-	7	2	7	-	<b>16</b>
	0%	44%	13%	44%	0%	
<b>Show Cause</b>	-	11	-	-	2	<b>13</b>
	0%	85%	0%	0%	15%	
<b>Custody Relief</b>	-	6	1	2	3	<b>12</b>
	0%	50%	8%	17%	25%	
<b>Family Abuse - Prot Order</b>	6	2	1	-	-	<b>9</b>
	67%	22%	11%	0%	0%	
<b>Capias</b>	-	4	-	-	-	<b>4</b>
	0%	100%	0%	0%	0%	
<b>Emancipation</b>	3	-	-	1	-	<b>4</b>
	75%	0%	0%	25%	0%	
<b>Protective Order</b>	-	1	-	-	-	<b>1</b>
	0%	100%	0%	0%	0%	
<b>Violation of PO</b>	1	-	-	-	-	<b>1</b>
	100%	0%	0%	0%	0%	
<b>Total</b>	1,591	3,206	1,660	2,976	563	<b>9,996</b>
	16%	32%	17%	30%	6%	
<b>Total</b>	2,983	5,421	3,347	5,810	993	18,554
	16%	29%	18%	31%	5%	

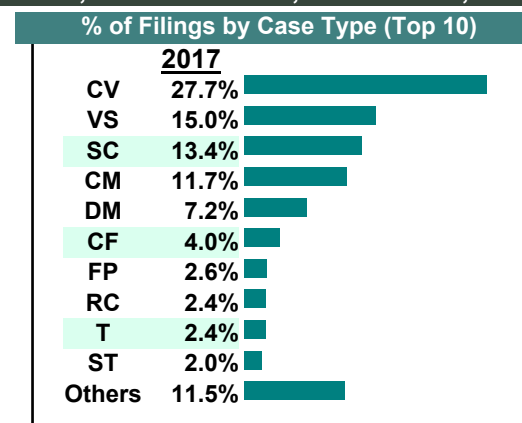
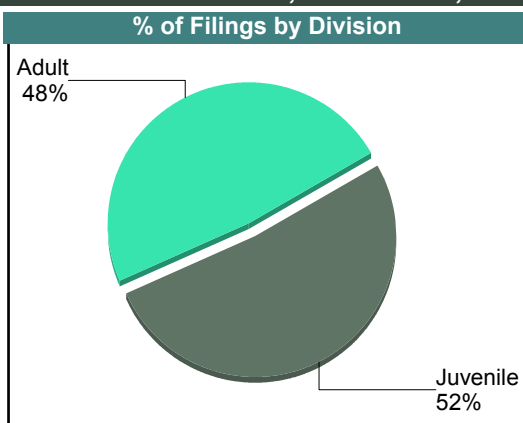
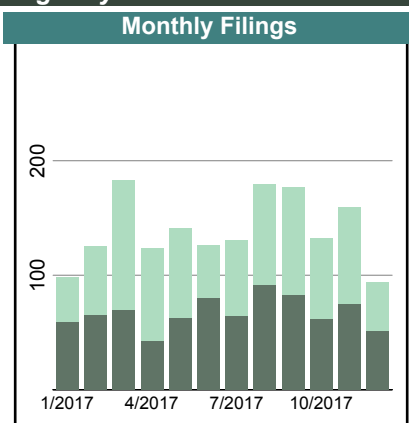
# CASELOAD STATISTICS OF THE JUVENILE & DOMESTIC RELATIONS COURTS

January 2017 thru December 2017

**Allegheny**

District: 25

		<u>Filings</u>	<u>Hearings</u>	<u>Transactions</u>	<u>Concluded</u>	<u>Cont</u>
<b>Adult</b>						
Non-Family Abuse Prot Order	AP	2	3	3	2	1
Capias	CA	14	33	33	17	16
Felony	CF	67	173	173	54	119
Misdemeanor	CM	196	606	606	221	384
Family Abuse - Prot Order	FP	42	75	75	42	33
Motion - Prot Order	MP	1	1	1	1	-
Other	OT	1	1	1	1	-
Remand Support	RS	28	28	28	28	-
Show Cause	SC	205	545	545	212	333
SL/Other	SL	2	2	2	2	-
Civil Support	VS	251	346	346	247	99
<b>Adult Total</b>		<b>809</b>	<b>1,813</b>	<b>1,813</b>	<b>827</b>	<b>985</b>
<b>Juvenile</b>						
Abuse or Neglect	AN	17	54	54	21	33
Non-Family Abuse Prot Order	AP	10	16	16	10	6
Capias	CA	1	1	1	0	1
Child in Need of Services	CS	9	29	29	11	18
Custody Visitation	CV	463	819	819	477	342
Felony	DF	30	123	123	30	93
Misdemeanor	DM	120	377	377	119	258
Entrustment	ET	1	1	1	1	-
Foster Care Review	FC	7	8	8	7	1
Family Abuse - Prot Order	FP	1	1	1	1	-
Initial Foster Care	IF	8	8	8	8	-
Permanency	PH	20	20	20	20	-
Petition	PT	12	22	22	10	12
Remand Custody	RC	40	40	40	40	-
Child at Risk	RI	2	5	5	2	3
Show Cause	SC	19	47	47	15	32
Status	ST	34	58	60	25	35
Traffic	T	40	52	59	38	21
Term Parental Rights	TP	3	3	3	3	-
Truancy	TR	22	67	67	23	44
Voluntary Continuing Services Agreement	VA	2	2	2	2	-
<b>Juvenile Total</b>		<b>861</b>	<b>1,753</b>	<b>1,762</b>	<b>863</b>	<b>899</b>
<b>Allegheny Totals</b>		<b>1,670</b>	<b>3,566</b>	<b>3,575</b>	<b>1,690</b>	<b>1,884</b>

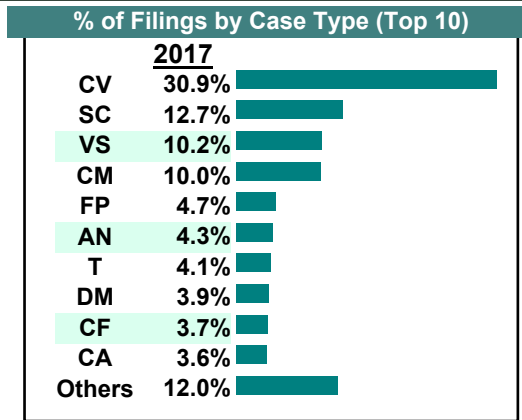
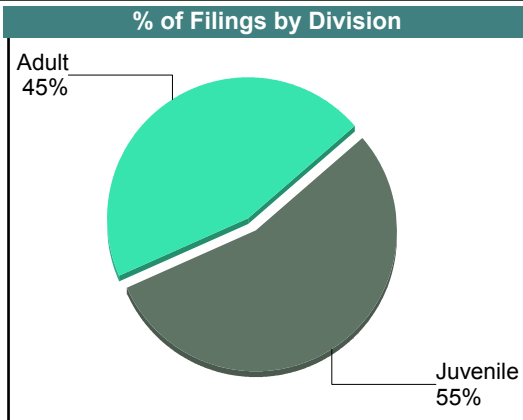
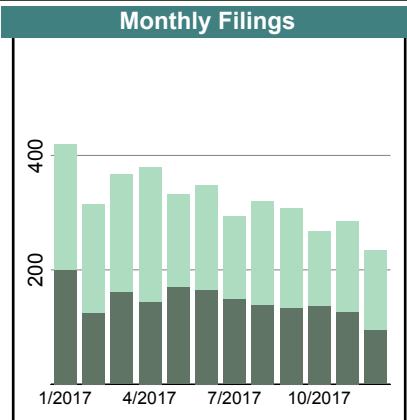


# CASELOAD STATISTICS OF THE JUVENILE & DOMESTIC RELATIONS COURTS

January 2017 thru December 2017

**Augusta**  
District: 25

		<u>Filings</u>	<u>Hearings</u>	<u>Transactions</u>	<u>Concluded</u>	<u>Cont</u>
<b>Adult</b>						
Non-Family Abuse Prot Order	AP	4	9	9	4	5
Bond Forfeiture	BF	8	14	14	4	10
Capias	CA	138	444	444	141	303
Felony	CF	144	412	412	129	283
Misdemeanor	CM	388	1,344	1,345	395	950
Family Abuse - Prot Order	FP	181	403	403	188	215
Motion - Prot Order	MP	30	32	32	30	2
Other	OT	9	15	15	9	6
Protective Order	PC	1	1	1	1	-
Violation of PO	PV	1	1	1	1	-
Show Cause	SC	448	1,444	1,444	547	897
SL/Other	SL	8	8	8	8	-
Civil Support	VS	393	662	662	402	260
<b>Adult Total</b>		<b>1,753</b>	<b>4,789</b>	<b>4,790</b>	<b>1,859</b>	<b>2,931</b>
<b>Juvenile</b>						
Abuse or Neglect	AN	167	877	877	192	685
Non-Family Abuse Prot Order	AP	3	7	7	3	4
Capias	CA	0	8	8	0	8
Custody Relief	CR	2	2	2	1	1
Child in Need of Services	CS	18	76	76	26	50
Custody Visitation	CV	1,195	2,443	2,443	1,194	1,249
Felony	DF	54	277	277	56	221
Misdemeanor	DM	151	478	478	134	344
Emancipation	EP	6	8	8	5	3
Foster Care Review	FC	90	93	93	87	6
Initial Foster Care	IF	23	26	26	21	5
Motion - Prot Order	MP	34	47	47	39	8
Permanency	PH	41	44	44	41	3
Petition	PT	13	29	29	15	14
Remand Custody	RC	2	2	2	2	-
Show Cause	SC	42	108	108	40	68
Status	ST	14	23	23	8	15
Traffic	T	158	371	376	156	220
Term Parental Rights	TP	52	116	116	49	67
Truancy	TR	52	161	161	53	108
<b>Juvenile Total</b>		<b>2,117</b>	<b>5,196</b>	<b>5,201</b>	<b>2,122</b>	<b>3,079</b>
<b>Augusta Totals</b>		<b>3,870</b>	<b>9,985</b>	<b>9,991</b>	<b>3,981</b>	<b>6,010</b>



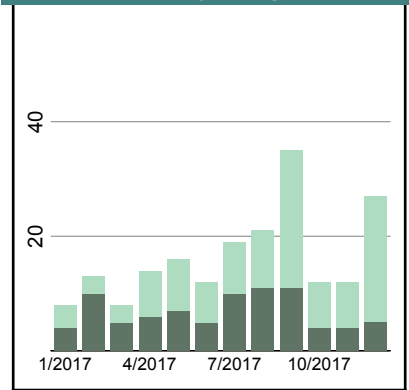
# CASELOAD STATISTICS OF THE JUVENILE & DOMESTIC RELATIONS COURTS

January 2017 thru December 2017

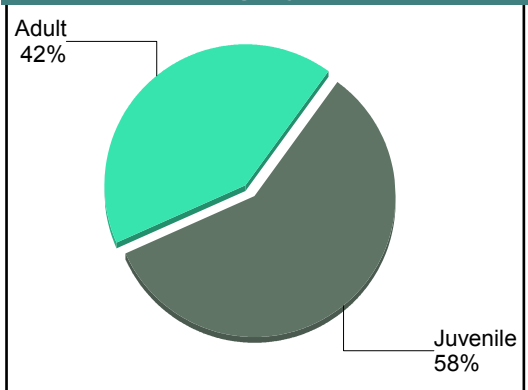
**Bath**  
District: 25

		<u>Filings</u>	<u>Hearings</u>	<u>Transactions</u>	<u>Concluded</u>	<u>Cont</u>
<b><u>Adult</u></b>						
Capias	CA	2	4	4	2	2
Felony	CF	4	11	11	6	5
Misdemeanor	CM	18	61	61	25	36
Family Abuse - Prot Order	FP	7	10	10	7	3
Protective Order	PC	1	1	1	1	-
Remand Support	RS	4	4	4	4	-
Show Cause	SC	19	53	53	19	34
SL/Other	SL	1	1	1	1	-
Civil Support	VS	26	52	52	21	31
<b>Adult Total</b>		<b>82</b>	<b>197</b>	<b>197</b>	<b>86</b>	<b>111</b>
<b><u>Juvenile</u></b>						
Abuse or Neglect	AN	1	3	3	1	2
Child in Need of Services	CS	1	7	7	1	6
Custody Visitation	CV	74	165	165	77	88
Misdemeanor	DM	12	20	22	9	13
Petition	PT	2	5	5	3	2
Remand Custody	RC	4	4	4	4	-
Traffic	T	20	34	34	15	19
Truancy	TR	1	1	1	1	-
<b>Juvenile Total</b>		<b>115</b>	<b>239</b>	<b>241</b>	<b>111</b>	<b>130</b>
<b>Bath Totals</b>		<b>197</b>	<b>436</b>	<b>438</b>	<b>197</b>	<b>241</b>

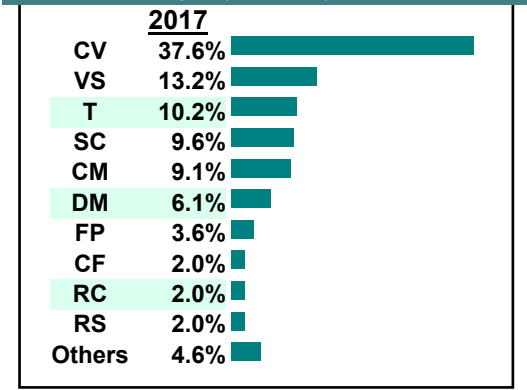
**Monthly Filings**



**% of Filings by Division**



**% of Filings by Case Type (Top 10)**



**CASELOAD STATISTICS OF THE JUVENILE & DOMESTIC RELATIONS COURTS**

January 2017 thru December 2017

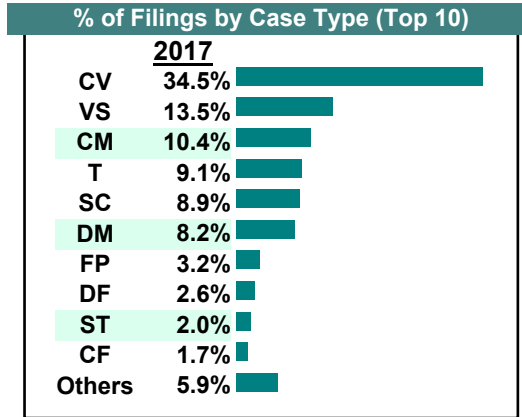
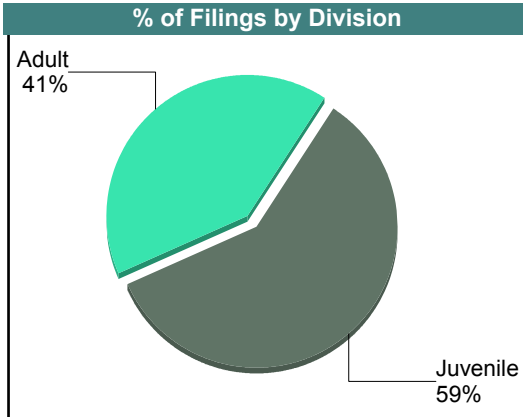
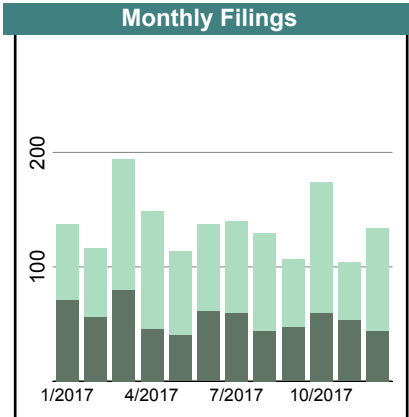
**Botetourt**

District: 25

		<u>Filings</u>	<u>Hearings</u>	<u>Transactions</u>	<u>Concluded</u>	<u>Cont</u>
<b>Adult</b>						
Non-Family Abuse Prot Order	AP	3	6	6	3	3
Capias	CA	7	18	18	9	9
Felony	CF	27	80	81	32	49
Misdemeanor	CM	170	545	545	154	391
Family Abuse - Prot Order	FP	52	113	113	47	66
Motion - Prot Order	MP	9	10	10	9	1
Other	OT	6	7	7	6	1
Violation of PO	PV	2	2	2	2	-
Remand Support	RS	26	26	26	25	1
Show Cause	SC	143	422	422	164	258
SL/Other	SL	2	2	2	2	-
Civil Support	VS	220	413	413	226	187
<b>Adult Total</b>		<b>667</b>	<b>1,644</b>	<b>1,645</b>	<b>679</b>	<b>966</b>

<b>Juvenile</b>						
Abuse or Neglect	AN	1	2	2	2	-
Non-Family Abuse Prot Order	AP	4	7	7	4	3
Child in Need of Services	CS	4	31	31	6	25
Custody Visitation	CV	564	1,014	1,014	580	434
Felony	DF	43	168	168	32	136
Misdemeanor	DM	134	540	541	154	387
Family Abuse - Prot Order	FP	1	1	1	1	-
Motion - Prot Order	MP	1	2	2	1	1
Permanency	PH	1	1	1	1	-
Remand Custody	RC	23	24	24	24	-
Restricted O/L	RL	2	2	2	2	-
Remand Visitation	RV	1	1	1	1	-
Show Cause	SC	3	5	5	3	2
Status	ST	33	91	91	25	66
Traffic	T	149	239	254	149	105
Term Parental Rights	TP	1	3	3	1	2
Truancy	TR	1	8	8	1	7
Voluntary Continuing Services Agreement	VA	2	2	2	2	-
<b>Juvenile Total</b>		<b>968</b>	<b>2,141</b>	<b>2,157</b>	<b>989</b>	<b>1,168</b>

<b>Botetourt Totals</b>		<b>1,635</b>	<b>3,785</b>	<b>3,802</b>	<b>1,668</b>	<b>2,134</b>
-------------------------	--	--------------	--------------	--------------	--------------	--------------





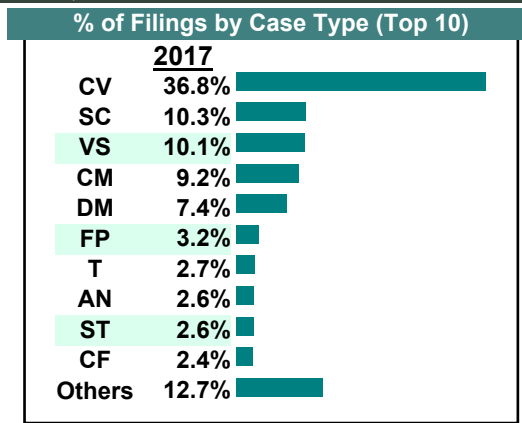
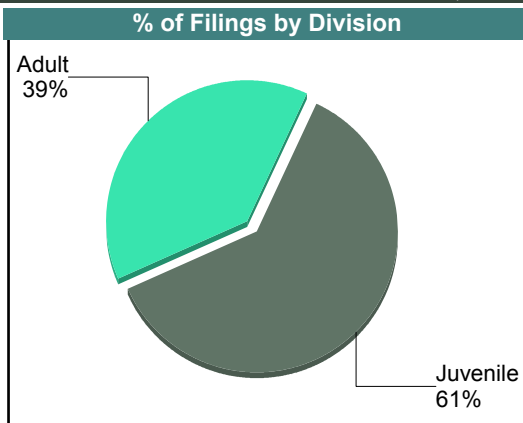
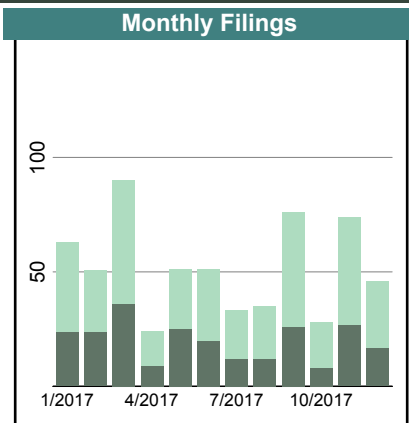
# CASELOAD STATISTICS OF THE JUVENILE & DOMESTIC RELATIONS COURTS

January 2017 thru December 2017

**Buena Vista**

District: 25

		<u>Filings</u>	<u>Hearings</u>	<u>Transactions</u>	<u>Concluded</u>	<u>Cont</u>
<b>Adult</b>						
Capias	CA	9	22	22	9	13
Felony	CF	15	40	40	14	26
Misdemeanor	CM	57	170	170	52	117
Family Abuse - Prot Order	FP	18	38	38	18	20
Motion - Prot Order	MP	7	7	7	7	-
Other	OT	6	6	6	6	-
Remand Support	RS	5	5	5	5	-
Show Cause	SC	60	174	174	64	108
Civil Support	VS	63	125	125	63	62
<b>Adult Total</b>		<b>240</b>	<b>587</b>	<b>587</b>	<b>238</b>	<b>346</b>
<b>Juvenile</b>						
Abuse or Neglect	AN	16	65	65	20	45
Capias	CA	1	2	2	1	1
Child in Need of Services	CS	7	21	21	4	17
Custody Visitation	CV	229	507	507	234	272
Felony	DF	8	111	111	34	77
Misdemeanor	DM	46	178	178	47	131
Foster Care Review	FC	10	10	10	10	-
Family Abuse - Prot Order	FP	2	3	3	2	1
Initial Foster Care	IF	3	3	3	3	-
Motion - Prot Order	MP	1	1	1	1	-
Permanency	PH	10	10	10	10	-
Petition	PT	0	3	3	2	1
Remand Custody	RC	4	4	4	4	-
Remand Visitation	RV	4	4	4	4	-
Show Cause	SC	4	11	11	5	6
Status	ST	16	43	43	10	33
Traffic	T	17	33	37	17	20
Truancy	TR	4	15	15	6	9
<b>Juvenile Total</b>		<b>382</b>	<b>1,024</b>	<b>1,028</b>	<b>414</b>	<b>613</b>
<b>Buena Vista Totals</b>		<b>622</b>	<b>1,611</b>	<b>1,615</b>	<b>652</b>	<b>959</b>

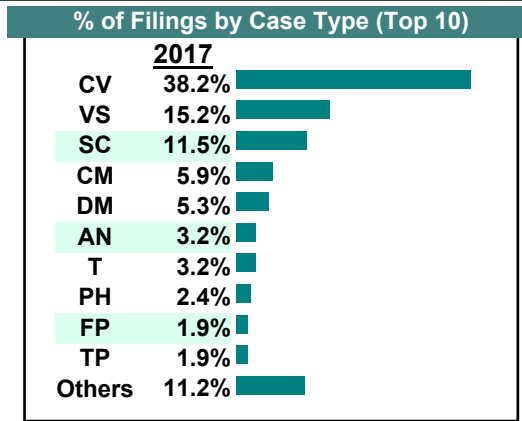
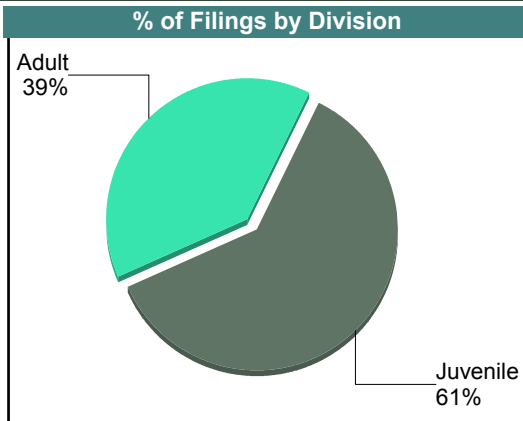
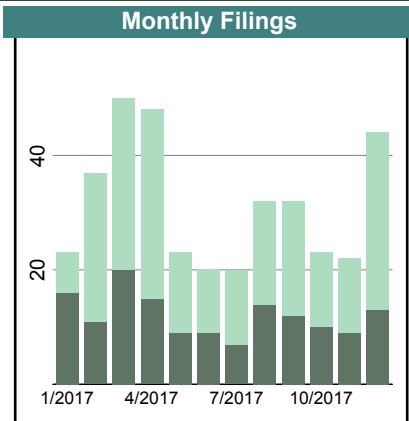


# CASELOAD STATISTICS OF THE JUVENILE & DOMESTIC RELATIONS COURTS

January 2017 thru December 2017

**Craig**  
District: 25

		<u>Filings</u>	<u>Hearings</u>	<u>Transactions</u>	<u>Concluded</u>	<u>Cont</u>
<b><u>Adult</u></b>						
Capias	CA	3	9	9	4	5
Felony	CF	5	19	19	5	14
Misdemeanor	CM	22	94	94	23	71
Family Abuse - Prot Order	FP	7	14	14	7	7
Motion - Prot Order	MP	3	3	3	3	-
Other	OT	2	2	2	2	-
Remand Support	RS	2	2	2	2	-
Show Cause	SC	43	110	110	39	71
SL/Other	SL	1	1	1	1	-
Civil Support	VS	57	119	119	54	65
<b>Adult Total</b>		<b>145</b>	<b>373</b>	<b>373</b>	<b>140</b>	<b>233</b>
<b><u>Juvenile</u></b>						
Abuse or Neglect	AN	12	38	38	12	26
Custody Relief	CR	1	1	1	1	-
Child in Need of Services	CS	3	6	6	1	5
Custody Visitation	CV	143	333	333	153	180
Felony	DF	4	34	34	2	32
Misdemeanor	DM	20	75	75	22	53
Entrustment	ET	1	1	1	1	-
Foster Care Review	FC	3	3	3	2	1
Initial Foster Care	IF	6	6	6	6	-
Motion - Prot Order	MP	1	1	1	1	-
Permanency	PH	9	9	9	9	-
Remand Custody	RC	2	2	2	2	-
Remand Visitation	RV	2	2	2	2	-
Status	ST	1	1	1	0	1
Traffic	T	12	14	18	14	4
Term Parental Rights	TP	7	8	8	7	1
Truancy	TR	2	4	4	1	3
<b>Juvenile Total</b>		<b>229</b>	<b>538</b>	<b>542</b>	<b>236</b>	<b>306</b>
<b>Craig Totals</b>		<b>374</b>	<b>911</b>	<b>915</b>	<b>376</b>	<b>539</b>



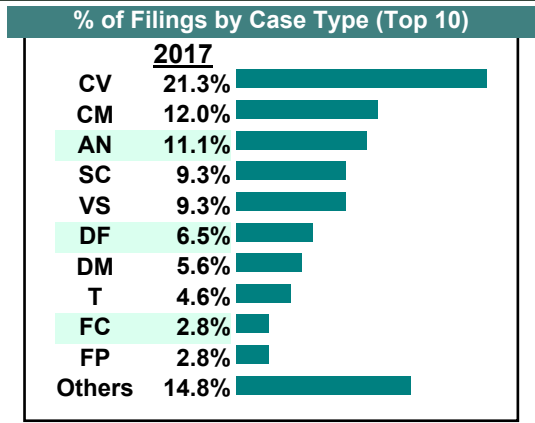
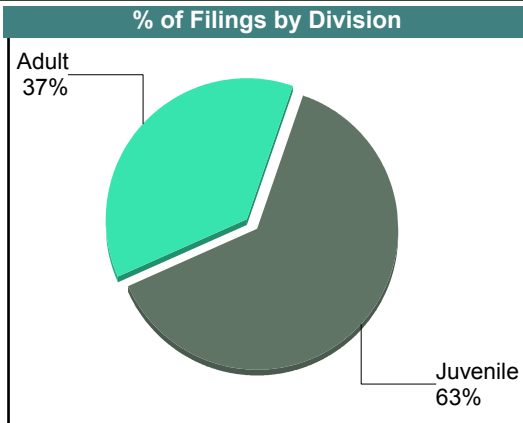
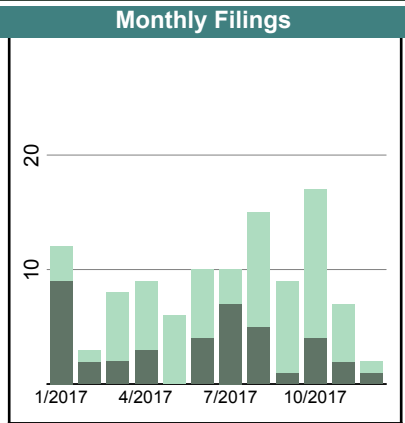
# CASELOAD STATISTICS OF THE JUVENILE & DOMESTIC RELATIONS COURTS

January 2017 thru December 2017

**Highland**

District: 25

		<u>Filings</u>	<u>Hearings</u>	<u>Transactions</u>	<u>Concluded</u>	<u>Cont</u>
<b>Adult</b>						
Capias	CA	2	2	2	2	-
Misdemeanor	CM	13	40	40	20	20
Family Abuse - Prot Order	FP	3	4	4	2	2
Violation Fam Abuse PO	PS	2	4	4	2	2
Remand Support	RS	2	2	2	2	-
Show Cause	SC	8	15	15	10	5
Civil Support	VS	10	16	16	12	4
<b>Adult Total</b>		<b>40</b>	<b>83</b>	<b>83</b>	<b>50</b>	<b>33</b>
<b>Juvenile</b>						
Abuse or Neglect	AN	12	44	44	14	30
Custody Visitation	CV	23	59	59	37	22
Felony	DF	7	25	25	1	24
Misdemeanor	DM	6	24	24	4	20
Foster Care Review	FC	3	5	5	3	2
Initial Foster Care	IF	1	1	1	1	-
Motion - Prot Order	MP	2	2	2	2	-
Permanency	PH	2	2	2	2	-
Remand Custody	RC	3	3	3	2	-
Show Cause	SC	2	6	6	0	6
Status	ST	2	4	4	2	2
Traffic	T	5	18	18	7	11
<b>Juvenile Total</b>		<b>68</b>	<b>193</b>	<b>193</b>	<b>75</b>	<b>117</b>
<b>Highland Totals</b>		<b>108</b>	<b>276</b>	<b>276</b>	<b>125</b>	<b>150</b>



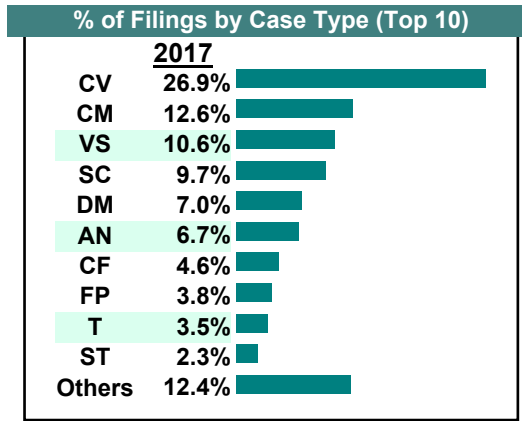
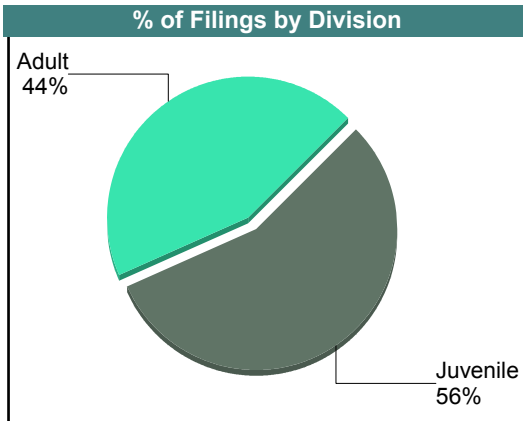
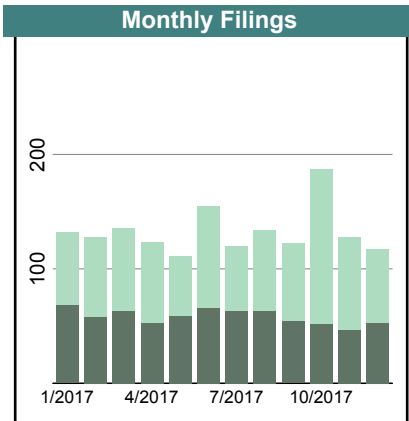
# CASELOAD STATISTICS OF THE JUVENILE & DOMESTIC RELATIONS COURTS

January 2017 thru December 2017

Rockbridge

District: 25

		<u>Filings</u>	<u>Hearings</u>	<u>Transactions</u>	<u>Concluded</u>	<u>Cont</u>
<b><u>Adult</u></b>						
Capias	CA	30	67	67	30	37
Felony	CF	73	221	221	72	148
Misdemeanor	CM	201	535	535	178	355
Family Abuse - Prot Order	FP	59	104	104	59	45
Motion - Prot Order	MP	5	5	5	5	-
Other	OT	5	5	5	1	4
Remand Support	RS	14	14	14	14	-
Show Cause	SC	146	333	333	156	177
SL/Other	SL	2	2	2	2	-
Civil Support	VS	169	257	257	167	84
<b>Adult Total</b>		<b>704</b>	<b>1,543</b>	<b>1,543</b>	<b>684</b>	<b>850</b>
<b><u>Juvenile</u></b>						
Abuse or Neglect	AN	107	350	350	81	268
Non-Family Abuse Prot Order	AP	4	6	6	4	2
Child in Need of Services	CS	8	31	31	12	19
Custody Visitation	CV	429	754	754	400	342
Felony	DF	9	39	39	8	28
Misdemeanor	DM	112	390	391	158	229
Entrustment	ET	2	4	4	2	2
Foster Care Review	FC	34	34	34	32	-
Family Abuse - Prot Order	FP	1	1	1	1	-
Initial Foster Care	IF	1	1	1	1	-
Motion - Prot Order	MP	28	37	37	26	11
Permanency	PH	2	2	2	2	-
Petition	PT	4	5	5	4	1
Remand Custody	RC	28	28	28	28	-
Remand Visitation	RV	17	17	17	17	-
Show Cause	SC	8	15	15	8	7
Status	ST	36	73	74	31	42
Traffic	T	55	97	103	53	48
Term Parental Rights	TP	3	3	3	3	-
Truancy	TR	1	3	3	2	1
<b>Juvenile Total</b>		<b>889</b>	<b>1,890</b>	<b>1,898</b>	<b>873</b>	<b>1,000</b>
<b>Rockbridge Totals</b>		<b>1,593</b>	<b>3,433</b>	<b>3,441</b>	<b>1,557</b>	<b>1,850</b>



# CASELOAD STATISTICS OF THE JUVENILE & DOMESTIC RELATIONS COURTS

January 2017 thru December 2017

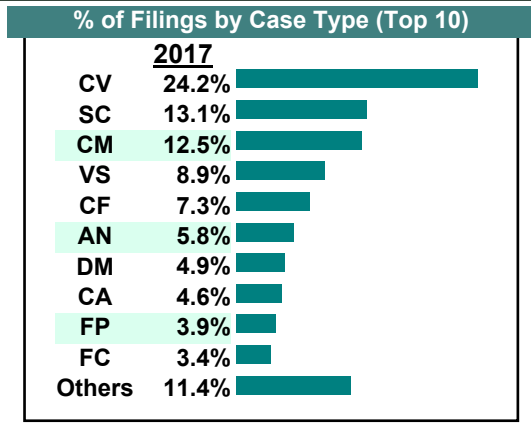
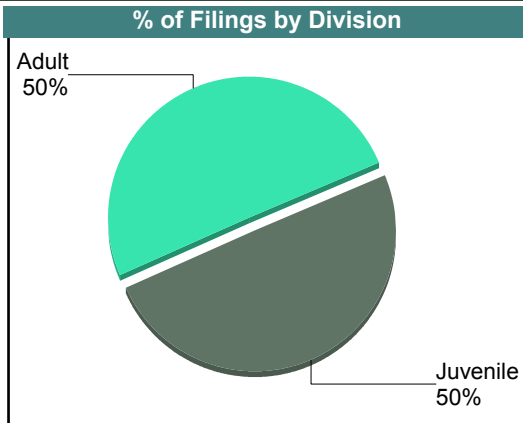
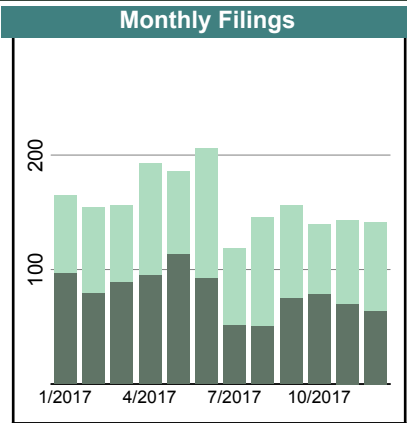
**Stanton**

District: 25

		<u>Filings</u>	<u>Hearings</u>	<u>Transactions</u>	<u>Concluded</u>	<u>Cont</u>
<b>Adult</b>						
Non-Family Abuse Prot Order	AP	1	6	6	3	3
Bond Forfeiture	BF	9	17	17	12	5
Capias	CA	86	308	308	108	200
Felony	CF	140	440	440	119	321
Misdemeanor	CM	239	748	748	248	498
Family Abuse - Prot Order	FP	75	184	184	78	106
Motion - Prot Order	MP	7	8	8	8	-
Other	OT	2	4	4	3	1
Violation of PO	PV	2	2	2	2	-
Show Cause	SC	225	717	717	305	412
SL/Other	SL	5	5	5	5	-
Civil Support	VS	169	285	285	179	106
<b>Adult Total</b>		<b>960</b>	<b>2,724</b>	<b>2,724</b>	<b>1,070</b>	<b>1,652</b>

<b>Juvenile</b>						
Abuse or Neglect	AN	110	537	537	138	399
Non-Family Abuse Prot Order	AP	3	7	7	1	6
Capias	CA	1	4	4	1	3
Custody Relief	CR	2	3	3	2	1
Child in Need of Services	CS	3	13	13	7	6
Custody Visitation	CV	461	891	891	470	421
Felony	DF	13	54	54	7	47
Misdemeanor	DM	93	331	331	92	237
Foster Care Review	FC	65	66	66	65	1
Initial Foster Care	IF	26	26	26	26	-
Juv Support	JS	1	1	1	0	1
Motion - Prot Order	MP	17	18	18	17	1
Permanency	PH	23	23	23	23	-
Petition	PT	12	31	31	11	20
Show Cause	SC	24	43	43	20	23
Status	ST	10	26	26	11	15
Traffic	T	37	73	73	31	42
Term Parental Rights	TP	14	32	32	17	15
Truancy	TR	31	101	101	21	80
<b>Juvenile Total</b>		<b>946</b>	<b>2,280</b>	<b>2,280</b>	<b>960</b>	<b>1,318</b>

<b>Stanton Totals</b>		<b>1,906</b>	<b>5,004</b>	<b>5,004</b>	<b>2,030</b>	<b>2,970</b>
-----------------------	--	--------------	--------------	--------------	--------------	--------------



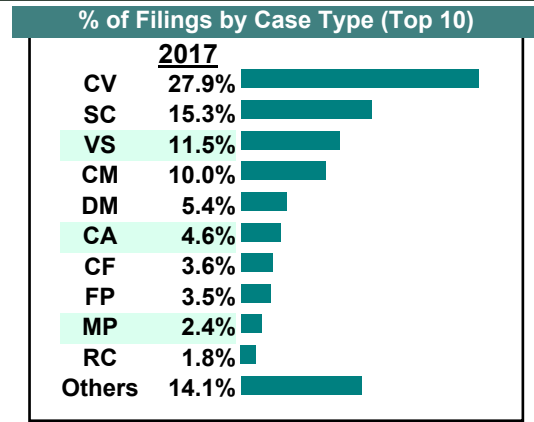
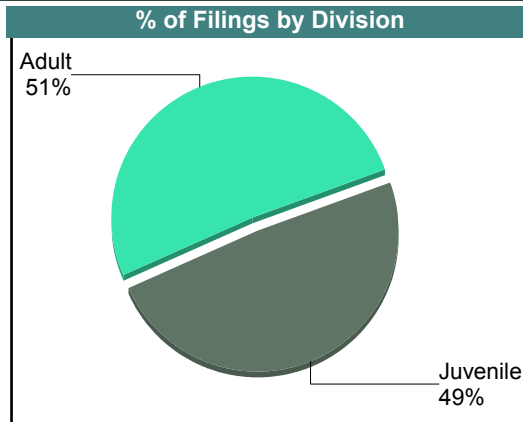
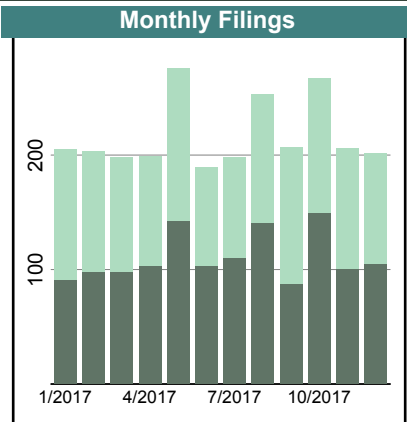
# CASELOAD STATISTICS OF THE JUVENILE & DOMESTIC RELATIONS COURTS

January 2017 thru December 2017

Waynesboro

District: 25

		Filings	Hearings	Transactions	Concluded	Cont
<b>Adult</b>						
Capias	CA	117	257	257	122	135
Felony	CF	95	268	268	122	146
Misdemeanor	CM	259	651	651	207	444
Family Abuse - Prot Order	FP	90	209	209	86	123
Motion - Prot Order	MP	32	37	37	32	5
Other	OT	3	3	3	3	-
Protective Order	PC	1	1	1	1	-
Violation of PO	PV	6	6	6	6	-
Remand Support	RS	27	28	28	28	-
Show Cause	SC	387	1,058	1,058	368	690
SL/Other	SL	15	17	17	15	2
Civil Support	VS	299	466	466	292	174
<b>Adult Total</b>		<b>1,331</b>	<b>3,001</b>	<b>3,001</b>	<b>1,282</b>	<b>1,719</b>
<b>Juvenile</b>						
Abuse or Neglect	AN	40	151	151	41	110
Capias	CA	3	12	12	4	8
Custody Relief	CR	6	11	11	6	5
Child in Need of Services	CS	11	38	38	7	31
Custody Visitation	CV	725	1,314	1,314	670	644
Felony	DF	31	145	145	23	122
Misdemeanor	DM	140	591	591	71	520
Emancipation	EP	2	4	4	2	2
Foster Care Review	FC	37	37	37	37	-
Initial Foster Care	IF	14	14	14	14	-
Juv Support	JS	1	1	1	1	-
Motion - Prot Order	MP	30	45	45	28	17
Permanency	PH	17	17	17	17	-
Petition	PT	20	51	51	21	30
Remand Custody	RC	46	46	46	46	-
Remand Visitation	RV	46	46	46	46	-
Show Cause	SC	12	25	25	8	17
Status	ST	26	88	88	29	59
Traffic	T	34	69	70	36	34
Term Parental Rights	TP	10	16	16	10	6
Truancy	TR	20	72	72	21	51
Voluntary Continuing Services Agreement	VA	1	1	1	1	-
<b>Juvenile Total</b>		<b>1,272</b>	<b>2,794</b>	<b>2,795</b>	<b>1,139</b>	<b>1,656</b>
<b>Waynesboro Totals</b>		<b>2,603</b>	<b>5,795</b>	<b>5,796</b>	<b>2,421</b>	<b>3,375</b>



Filings by Court & Division

	Alleghany	Augusta	Bath	Botetourt	Buena Vista	Craig	Highland	Rockbridge	Staunton	Waynesboro	Total		
A	Show Cause	205 12%	448 27%	19 1%	143 8%	60 4%	43 3%	8 0%	146 9%	225 13%	387 23%	1,684	
	Civil Support	251 15%	393 24%	26 2%	220 13%	63 4%	57 3%	10 1%	169 10%	169 10%	299 18%	1,657	
	Adult Misdemeanor	196 13%	388 25%	18 1%	170 11%	57 4%	22 1%	13 1%	201 13%	239 15%	259 17%	1,563	
	Adult Felony	67 12%	144 25%	4 1%	27 5%	15 3%	5 1%	- 0%	73 13%	140 25%	95 17%	570	
	Family Abuse - Prot Order	42 8%	181 34%	7 1%	52 10%	18 3%	7 1%	3 1%	59 11%	75 14%	90 17%	534	
	Capias	14 3%	138 34%	2 0%	7 2%	9 2%	3 1%	2 0%	30 7%	86 21%	117 29%	408	
	Remand Support	28 26%	- 0%	4 4%	26 24%	5 5%	2 2%	2 2%	14 13%	- 0%	27 25%	108	
	Motion - Prot Order	1 1%	30 32%	- 0%	9 10%	7 7%	3 3%	- 0%	5 5%	7 7%	32 34%	94	
	SL/Other	2 6%	8 22%	1 3%	2 6%	- 0%	1 3%	- 0%	2 6%	5 14%	15 42%	36	
	Other	1 3%	9 26%	- 0%	6 18%	6 18%	2 6%	- 0%	5 15%	2 6%	3 9%	34	
	Bond Forfeiture	- 0%	8 47%	- 0%	- 0%	- 0%	- 0%	- 0%	- 0%	9 53%	- 0%	17	
	Violation of PO	- 0%	1 9%	- 0%	2 18%	- 0%	- 0%	- 0%	- 0%	2 18%	6 55%	11	
	Non-Family Abuse Prot Order	2 20%	4 40%	- 0%	3 30%	- 0%	- 0%	- 0%	- 0%	1 10%	- 0%	10	
	Protective Order	- 0%	1 33%	1 33%	- 0%	- 0%	- 0%	- 0%	- 0%	- 0%	1 33%	3	
	Violation Fam Abuse PO	- 0%	- 0%	- 0%	- 0%	- 0%	- 0%	2 100%	- 0%	- 0%	- 0%	2	
	<b>Total</b>	809 12%	1,753 26%	82 1%	667 10%	240 4%	145 2%	40 1%	704 10%	960 14%	1,331 20%	6,731	
	J	Custody Visitation	463 11%	1,195 28%	74 2%	564 13%	229 5%	143 3%	23 1%	429 10%	461 11%	725 17%	4,306
		Delinquency	150 15%	205 20%	12 1%	177 17%	54 5%	24 2%	13 1%	121 12%	106 10%	171 17%	1,033
		Traffic	40 8%	158 30%	20 4%	149 28%	17 3%	12 2%	5 1%	55 10%	37 7%	34 6%	527
		Abuse or Neglect	17 4%	167 35%	1 0%	1 0%	16 3%	12 2%	12 2%	107 22%	110 23%	40 8%	483
Foster Care Review		7 3%	90 36%	- 0%	- 0%	10 4%	3 1%	3 1%	34 14%	65 26%	37 15%	249	
Status Offense/Other		34 20%	14 8%	- 0%	33 19%	16 9%	1 1%	2 1%	36 21%	10 6%	26 15%	172	
Remand Custody		40 26%	2 1%	4 3%	23 15%	4 3%	2 1%	3 2%	28 18%	- 0%	46 30%	152	
Truancy		22 16%	52 39%	1 1%	1 1%	4 3%	2 1%	- 0%	1 1%	31 23%	20 15%	134	

	Alleghany	Augusta	Bath	Botetourt	Buena Vista	Craig	Highland	Rockbridge	Staunton	Waynesboro	Total	
<b>J</b>	<b>Permanency</b>	20	41	-	1	10	9	2	2	23	17	<b>125</b>
		16%	33%	0%	1%	8%	7%	2%	2%	18%	14%	
	<b>Motion - Prot Order</b>	-	34	-	1	1	1	2	28	17	30	<b>114</b>
		0%	30%	0%	1%	1%	1%	2%	25%	15%	26%	
	<b>Show Cause</b>	19	42	-	3	4	-	2	8	24	12	<b>114</b>
		17%	37%	0%	3%	4%	0%	2%	7%	21%	11%	
	<b>Term Parental Rights</b>	3	52	-	1	-	7	-	3	14	10	<b>90</b>
		3%	58%	0%	1%	0%	8%	0%	3%	16%	11%	
	<b>Initial Foster Care</b>	8	23	-	-	3	6	1	1	26	14	<b>82</b>
		10%	28%	0%	0%	4%	7%	1%	1%	32%	17%	
	<b>Remand Visitation</b>	-	-	-	1	4	2	-	17	-	46	<b>70</b>
		0%	0%	0%	1%	6%	3%	0%	24%	0%	66%	
	<b>Child in Need of Services</b>	9	18	1	4	7	3	-	8	3	11	<b>64</b>
		14%	28%	2%	6%	11%	5%	0%	13%	5%	17%	
	<b>Paternity</b>	12	13	2	-	-	-	-	4	12	20	<b>63</b>
		19%	21%	3%	0%	0%	0%	0%	6%	19%	32%	
	<b>Non-Family Abuse Prot Order</b>	10	3	-	4	-	-	-	4	3	-	<b>24</b>
		42%	13%	0%	17%	0%	0%	0%	17%	13%	0%	
	<b>Custody Relief</b>	-	2	-	-	-	1	-	-	2	6	<b>11</b>
		0%	18%	0%	0%	0%	9%	0%	0%	18%	55%	
	<b>Emancipation</b>	-	6	-	-	-	-	-	-	-	2	<b>8</b>
		0%	75%	0%	0%	0%	0%	0%	0%	0%	25%	
	<b>Capias</b>	1	-	-	-	1	-	-	-	1	3	<b>6</b>
		17%	0%	0%	0%	17%	0%	0%	0%	17%	50%	
	<b>Family Abuse - Prot Order</b>	1	-	-	1	2	-	-	1	-	-	<b>5</b>
		20%	0%	0%	20%	40%	0%	0%	20%	0%	0%	
	<b>Voluntary Continuing</b>	2	-	-	2	-	-	-	-	-	1	<b>5</b>
		40%	0%	0%	40%	0%	0%	0%	0%	0%	20%	
	<b>Entrustment</b>	1	-	-	-	-	1	-	2	-	-	<b>4</b>
		25%	0%	0%	0%	0%	25%	0%	50%	0%	0%	
	<b>Child at Risk</b>	2	-	-	-	-	-	-	-	-	-	<b>2</b>
		100%	0%	0%	0%	0%	0%	0%	0%	0%	0%	
	<b>Juv Support</b>	-	-	-	-	-	-	-	-	1	1	<b>2</b>
		0%	0%	0%	0%	0%	0%	0%	0%	50%	50%	
	<b>Restricted O/L</b>	-	-	-	2	-	-	-	-	-	-	<b>2</b>
		0%	0%	0%	100%	0%	0%	0%	0%	0%	0%	
<b>Total</b>		861	2,117	115	968	382	229	68	889	946	1,272	<b>7,847</b>
		11%	27%	1%	12%	5%	3%	1%	11%	12%	16%	
<b>Total</b>		1,670	3,870	197	1,635	622	374	108	1,593	1,906	2,603	14,578
		11%	27%	1%	11%	4%	3%	1%	11%	13%	18%	

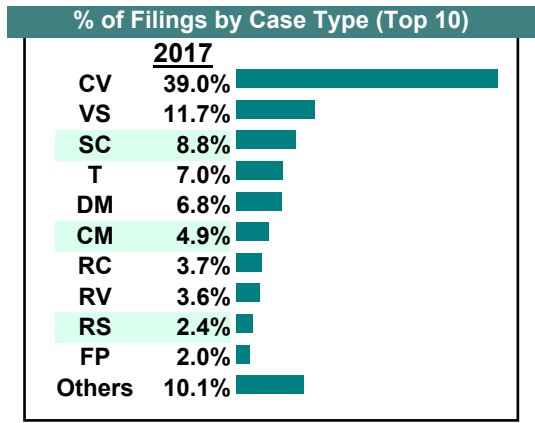
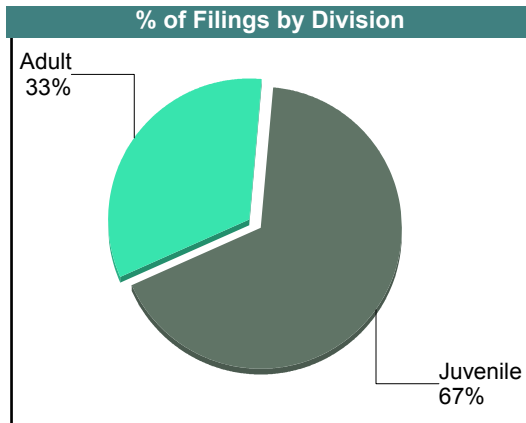
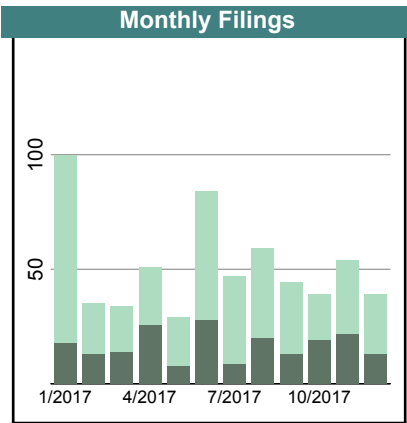


# CASELOAD STATISTICS OF THE JUVENILE & DOMESTIC RELATIONS COURTS

January 2017 thru December 2017

**Clarke**  
District: 26

		<u>Filings</u>	<u>Hearings</u>	<u>Transactions</u>	<u>Concluded</u>	<u>Cont</u>
<b><u>Adult</u></b>						
Capias	CA	10	38	38	10	26
Felony	CF	7	17	18	7	11
Misdemeanor	CM	30	108	108	44	64
Family Abuse - Prot Order	FP	12	28	28	9	18
Motion - Prot Order	MP	2	2	2	2	-
Other	OT	1	1	1	1	-
Remand Support	RS	15	15	15	15	-
Show Cause	SC	54	118	118	42	72
Civil Support	VS	72	146	146	75	68
<b>Adult Total</b>		<b>203</b>	<b>473</b>	<b>474</b>	<b>205</b>	<b>259</b>
<b><u>Juvenile</u></b>						
Abuse or Neglect	AN	7	22	22	7	15
Child in Need of Services	CS	2	3	3	2	1
Custody Visitation	CV	240	567	567	248	309
Felony	DF	3	9	9	4	5
Misdemeanor	DM	42	117	117	38	79
Foster Care Review	FC	8	8	8	8	-
Initial Foster Care	IF	1	1	1	1	-
Permanency	PH	11	12	12	11	-
Petition	PT	5	9	9	2	7
Remand Custody	RC	23	23	23	23	-
Child at Risk	RI	1	3	3	1	2
Remand Visitation	RV	22	22	22	21	-
Show Cause	SC	0	4	4	3	1
Status	ST	1	1	1	1	-
Traffic	T	43	60	74	37	37
Term Parental Rights	TP	2	2	2	2	-
Voluntary Continuing Services Agreement	VA	1	1	1	1	-
<b>Juvenile Total</b>		<b>412</b>	<b>864</b>	<b>878</b>	<b>410</b>	<b>456</b>
<b>Clarke Totals</b>		<b>615</b>	<b>1,337</b>	<b>1,352</b>	<b>615</b>	<b>715</b>



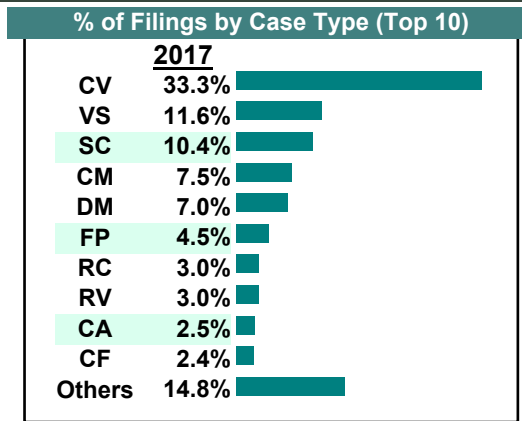
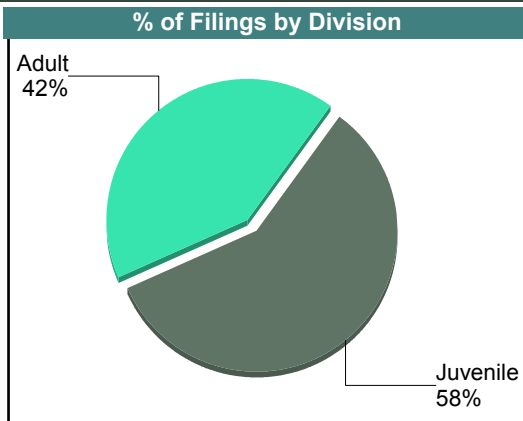
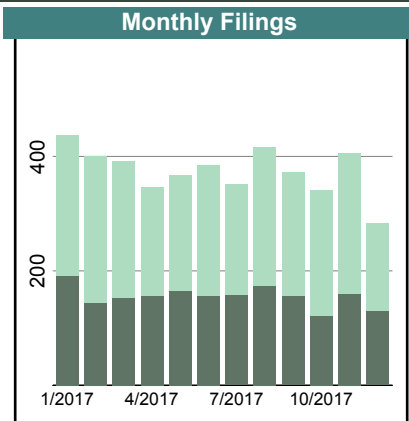
# CASELOAD STATISTICS OF THE JUVENILE & DOMESTIC RELATIONS COURTS

January 2017 thru December 2017

**Frederick**

District: 26

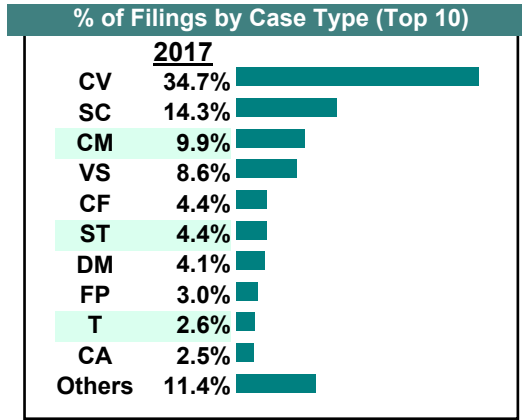
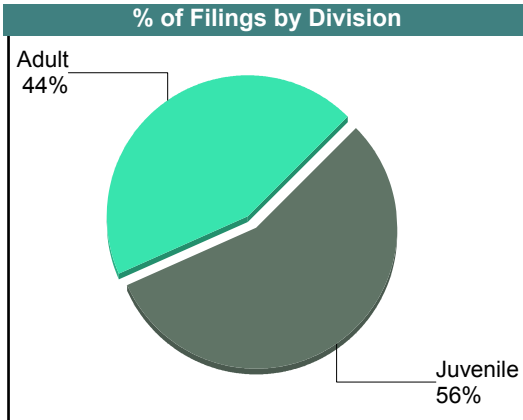
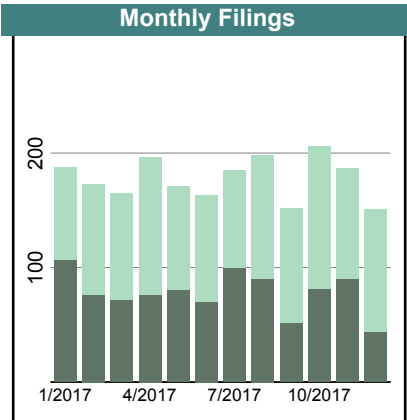
		<u>Filings</u>	<u>Hearings</u>	<u>Transactions</u>	<u>Concluded</u>	<u>Cont</u>
<b><u>Adult</u></b>						
Non-Family Abuse Prot Order	AP	8	14	14	7	7
Capias	CA	108	269	269	110	158
Felony	CF	107	309	320	98	222
Misdemeanor	CM	338	960	960	324	633
Family Abuse - Prot Order	FP	201	426	426	197	228
Motion - Prot Order	MP	9	10	10	9	1
Other	OT	4	5	5	3	2
Violation Fam Abuse PO	PS	2	2	2	2	-
Violation of PO	PV	1	1	1	1	-
Remand Support	RS	93	94	94	94	-
Show Cause	SC	463	938	938	423	514
SL/Other	SL	16	16	16	15	1
Civil Support	VS	523	965	965	513	452
<b>Adult Total</b>		<b>1,873</b>	<b>4,009</b>	<b>4,020</b>	<b>1,796</b>	<b>2,218</b>
<b><u>Juvenile</u></b>						
Abuse or Neglect	AN	43	139	139	45	94
Non-Family Abuse Prot Order	AP	6	22	22	6	16
Capias	CA	5	6	6	4	2
Child in Need of Services	CS	6	19	19	5	14
Custody Visitation	CV	1,498	3,243	3,243	1,428	1,815
Felony	DF	82	298	298	66	232
Misdemeanor	DM	316	840	841	290	550
Emancipation	EP	1	1	1	1	-
Entrustment	ET	3	3	3	0	3
Foster Care Review	FC	20	21	21	20	1
Initial Foster Care	IF	14	17	17	13	3
Motion - Prot Order	MP	30	52	52	30	22
Permanency	PH	43	57	57	43	14
Petition	PT	87	153	153	79	74
Remand Custody	RC	137	137	137	137	-
Child at Risk	RI	8	19	19	7	12
Remand Visitation	RV	135	135	135	135	-
Show Cause	SC	3	9	9	3	6
Status	ST	42	83	83	39	44
Traffic	T	106	82	134	103	30
Term Parental Rights	TP	23	31	31	20	11
Truancy	TR	16	44	44	19	25
Voluntary Continuing Services Agreement	VA	2	2	2	2	-
<b>Juvenile Total</b>		<b>2,626</b>	<b>5,413</b>	<b>5,466</b>	<b>2,495</b>	<b>2,968</b>
<b>Frederick Totals</b>		<b>4,499</b>	<b>9,422</b>	<b>9,486</b>	<b>4,291</b>	<b>5,186</b>



		Filings	Hearings	Transactions	Concluded	Cont
<b>Adult</b>						
Non-Family Abuse Prot Order	AP	9	20	20	7	13
Capias	CA	49	133	133	44	89
Felony	CF	94	247	247	85	162
Misdemeanor	CM	211	602	602	200	402
Family Abuse - Prot Order	FP	65	156	156	63	93
Motion - Prot Order	MP	17	19	19	16	2
Other	OT	5	5	5	4	1
Protective Order	PC	2	2	2	2	-
Violation of PO	PV	3	3	3	3	-
Remand Support	RS	7	7	7	7	-
Show Cause	SC	292	561	561	286	275
SL/Other	SL	3	3	3	3	-
Civil Support	VS	184	384	384	186	198
<b>Adult Total</b>		<b>941</b>	<b>2,142</b>	<b>2,142</b>	<b>906</b>	<b>1,235</b>

<b>Juvenile</b>						
Abuse or Neglect	AN	17	68	68	12	56
Non-Family Abuse Prot Order	AP	6	7	7	6	1
Capias	CA	5	11	11	3	8
Custody Relief	CR	1	2	2	1	1
Custody Visitation	CV	741	1,840	1,840	710	1,129
Felony	DF	19	78	78	14	64
Misdemeanor	DM	87	213	213	85	128
Entrustment	ET	9	12	12	0	12
Foster Care Review	FC	17	20	20	18	2
Initial Foster Care	IF	6	6	6	6	-
Motion - Prot Order	MP	4	8	8	4	4
Permanency	PH	17	17	17	17	-
Petition	PT	20	34	34	19	15
Remand Custody	RC	29	29	29	29	-
Child at Risk	RI	4	24	24	4	20
Remand Visitation	RV	29	29	29	29	-
Show Cause	SC	14	38	38	14	24
Status	ST	94	172	172	96	76
Traffic	T	55	91	94	48	46
Term Parental Rights	TP	2	3	3	2	1
Truancy	TR	18	25	25	18	7
<b>Juvenile Total</b>		<b>1,194</b>	<b>2,727</b>	<b>2,730</b>	<b>1,135</b>	<b>1,594</b>

<b>Page Totals</b>		<b>2,135</b>	<b>4,869</b>	<b>4,872</b>	<b>2,041</b>	<b>2,829</b>
--------------------	--	--------------	--------------	--------------	--------------	--------------



# CASELOAD STATISTICS OF THE JUVENILE & DOMESTIC RELATIONS COURTS

January 2017 thru December 2017

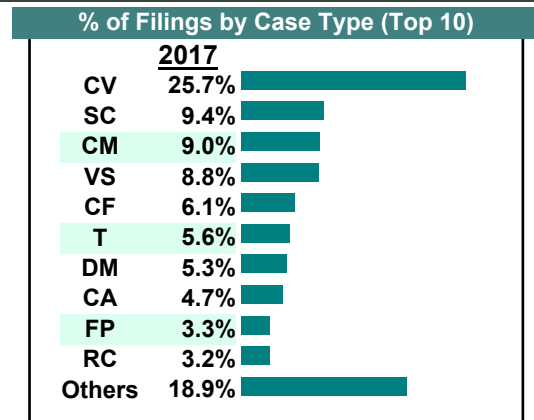
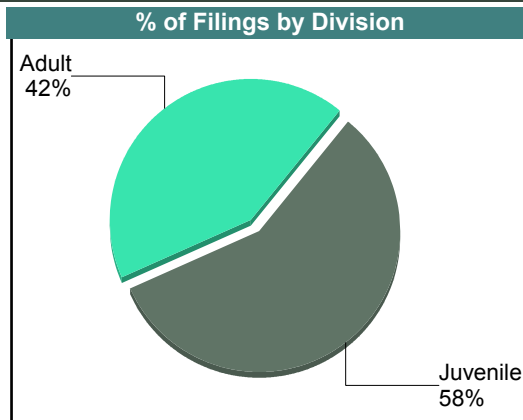
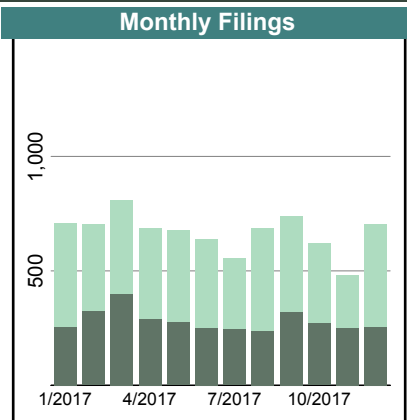
Rockingham

District: 26

		<u>Filings</u>	<u>Hearings</u>	<u>Transactions</u>	<u>Concluded</u>	<u>Cont</u>
<b>Adult</b>						
Non-Family Abuse Prot Order	AP	13	24	24	13	11
Bond Forfeiture	BF	0	1	1	1	-
Capias	CA	360	1,109	1,109	383	726
Felony	CF	490	1,974	1,974	476	1,498
Misdemeanor	CM	721	2,294	2,294	764	1,530
Family Abuse - Prot Order	FP	260	538	538	263	274
Motion - Prot Order	MP	48	48	48	47	1
Other	OT	34	46	46	35	11
Protective Order	PC	2	2	2	2	-
Violation Fam Abuse PO	PS	1	2	2	1	1
Violation of PO	PV	39	39	39	39	-
Remand Support	RS	56	56	56	56	-
Show Cause	SC	657	1,483	1,483	660	820
SL/Other	SL	12	12	12	12	-
Civil Support	VS	709	1,551	1,551	701	845
<b>Adult Total</b>		<b>3,402</b>	<b>9,179</b>	<b>9,179</b>	<b>3,453</b>	<b>5,717</b>

<b>Juvenile</b>						
Abuse or Neglect	AN	220	778	778	217	561
Non-Family Abuse Prot Order	AP	15	31	31	10	21
Capias	CA	20	67	67	19	48
Custody Relief	CR	4	11	11	5	6
Child in Need of Services	CS	13	44	44	16	28
Custody Visitation	CV	2,061	6,032	6,032	2,095	3,920
Felony	DF	108	405	405	119	286
Misdemeanor	DM	422	1,052	1,052	427	625
Emancipation	EP	0	1	1	1	-
Entrustment	ET	9	13	13	9	4
Foster Care Review	FC	126	129	129	126	3
Family Abuse - Prot Order	FP	3	5	5	3	2
Initial Foster Care	IF	87	87	87	87	-
Juv Support	JS	4	8	8	3	5
Motion - Prot Order	MP	35	87	87	42	43
Protective Order	PC	1	1	1	1	-
Permanency	PH	163	173	173	161	12
Petition	PT	46	140	140	50	90
Remand Custody	RC	257	257	257	257	-
Child at Risk	RI	14	54	54	14	40
Remand Visitation	RV	220	220	220	220	-
Show Cause	SC	97	211	211	94	116
Status	ST	32	42	43	33	10
Traffic	T	445	592	634	425	208
Term Parental Rights	TP	105	171	171	100	71
Truancy	TR	85	206	206	85	121
Voluntary Continuing Services Agreement	VA	24	25	25	24	1
<b>Juvenile Total</b>		<b>4,616</b>	<b>10,842</b>	<b>10,885</b>	<b>4,643</b>	<b>6,221</b>

<b>Rockingham Totals</b>		<b>8,018</b>	<b>20,021</b>	<b>20,064</b>	<b>8,096</b>	<b>11,938</b>
--------------------------	--	--------------	---------------	---------------	--------------	---------------



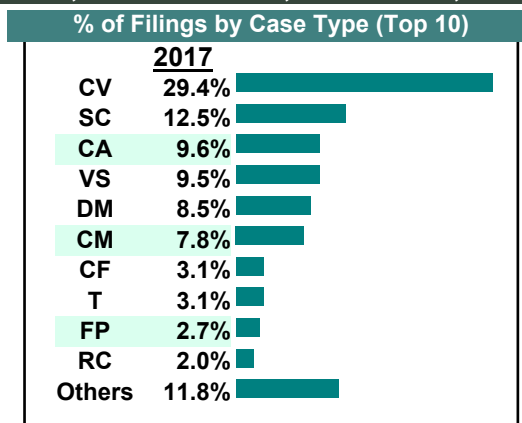
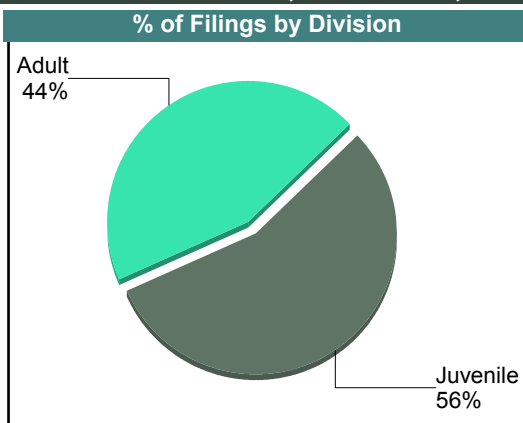
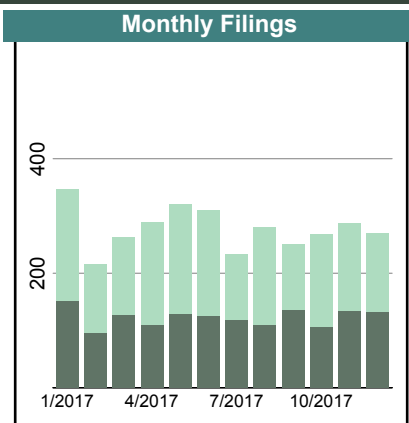
# CASELOAD STATISTICS OF THE JUVENILE & DOMESTIC RELATIONS COURTS

January 2017 thru December 2017

Shenandoah

District: 26

		<u>Filings</u>	<u>Hearings</u>	<u>Transactions</u>	<u>Concluded</u>	<u>Cont</u>
<b>Adult</b>						
Non-Family Abuse Prot Order	AP	12	21	21	14	7
Capias	CA	314	474	474	320	154
Felony	CF	105	314	316	101	215
Misdemeanor	CM	259	748	748	276	472
Family Abuse - Prot Order	FP	88	182	182	83	99
Motion - Prot Order	MP	16	17	17	16	1
Other	OT	5	5	5	5	-
Remand Support	RS	45	45	45	45	-
Show Cause	SC	315	626	626	306	320
SL/Other	SL	5	5	5	5	-
Civil Support	VS	317	618	618	318	300
<b>Adult Total</b>		<b>1,481</b>	<b>3,055</b>	<b>3,057</b>	<b>1,489</b>	<b>1,568</b>
<b>Juvenile</b>						
Abuse or Neglect	AN	25	103	103	22	81
Non-Family Abuse Prot Order	AP	0	1	1	1	-
Capias	CA	6	12	12	5	7
Child in Need of Services	CS	36	66	66	38	28
Custody Visitation	CV	981	2,314	2,314	1,009	1,305
Felony	DF	55	278	287	94	193
Misdemeanor	DM	283	787	790	291	498
Emancipation	EP	1	1	1	1	-
Foster Care Review	FC	5	6	6	5	1
Family Abuse - Prot Order	FP	1	2	2	1	1
Initial Foster Care	IF	3	3	3	3	-
Motion - Prot Order	MP	13	35	35	13	22
Permanency	PH	3	3	3	3	-
Petition	PT	25	54	54	27	27
Remand Custody	RC	68	68	68	68	-
Remand Visitation	RV	66	66	66	66	-
Show Cause	SC	103	238	238	101	137
Status	ST	49	83	83	42	41
Traffic	T	103	125	151	106	45
Truancy	TR	27	33	33	26	7
Voluntary Continuing Services Agreement	VA	1	1	1	0	1
<b>Juvenile Total</b>		<b>1,854</b>	<b>4,279</b>	<b>4,317</b>	<b>1,922</b>	<b>2,394</b>
<b>Shenandoah Totals</b>		<b>3,335</b>	<b>7,334</b>	<b>7,374</b>	<b>3,411</b>	<b>3,962</b>



# CASELOAD STATISTICS OF THE JUVENILE & DOMESTIC RELATIONS COURTS

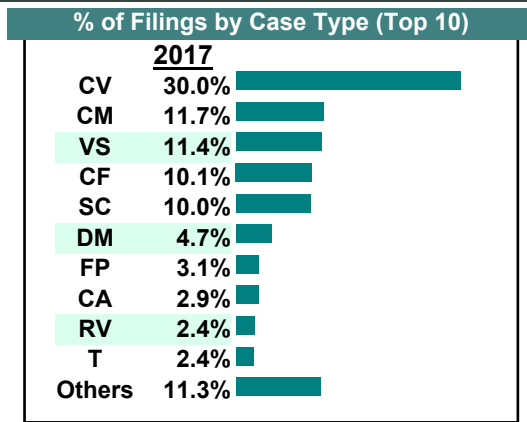
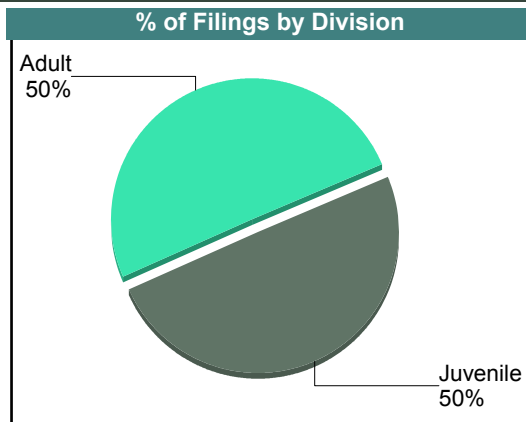
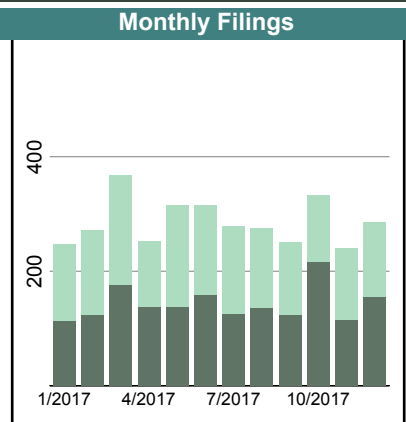
January 2017 thru December 2017

**Warren**  
District: 26

		<u>Filings</u>	<u>Hearings</u>	<u>Transactions</u>	<u>Concluded</u>	<u>Cont</u>
<b>Adult</b>						
Non-Family Abuse Prot Order	AP	3	15	15	4	11
Capias	CA	96	175	175	92	83
Felony	CF	348	610	610	319	291
Misdemeanor	CM	400	961	961	362	599
Family Abuse - Prot Order	FP	103	234	234	105	129
Motion - Prot Order	MP	24	25	25	23	2
Other	OT	1	1	1	1	-
Violation of PO	PV	6	6	6	6	-
Remand Support	RS	43	43	43	43	-
Show Cause	SC	296	586	586	294	292
SL/Other	SL	10	10	10	10	-
Civil Support	VS	393	622	622	380	242
<b>Adult Total</b>		<b>1,723</b>	<b>3,288</b>	<b>3,288</b>	<b>1,639</b>	<b>1,649</b>

<b>Juvenile</b>						
Abuse or Neglect	AN	16	66	66	14	50
Non-Family Abuse Prot Order	AP	6	14	14	6	8
Capias	CA	5	16	16	7	9
Custody Relief	CR	3	8	8	3	5
Child in Need of Services	CS	7	23	23	8	15
Custody Visitation	CV	1,029	2,149	2,149	970	1,178
Felony	DF	62	193	193	39	154
Misdemeanor	DM	162	510	510	149	361
Entrustment	ET	14	14	14	14	-
Foster Care Review	FC	9	12	12	9	3
Family Abuse - Prot Order	FP	2	4	4	2	2
Initial Foster Care	IF	1	1	1	1	-
Permanency	PH	17	32	32	18	14
Petition	PT	21	38	38	23	15
Remand Custody	RC	76	79	79	77	2
Restricted O/L	RL	1	1	1	1	-
Remand Visitation	RV	83	83	83	83	-
Show Cause	SC	46	151	151	52	99
Status	ST	11	21	21	9	12
Traffic	T	82	88	116	83	33
Term Parental Rights	TP	15	18	18	12	6
Truancy	TR	41	133	133	40	93
Voluntary Continuing Services Agreement	VA	1	1	1	1	-
<b>Juvenile Total</b>		<b>1,710</b>	<b>3,655</b>	<b>3,683</b>	<b>1,621</b>	<b>2,059</b>

<b>Warren Totals</b>		<b>3,433</b>	<b>6,943</b>	<b>6,971</b>	<b>3,260</b>	<b>3,708</b>
----------------------	--	--------------	--------------	--------------	--------------	--------------



# CASELOAD STATISTICS OF THE JUVENILE & DOMESTIC RELATIONS COURTS

January 2017 thru December 2017

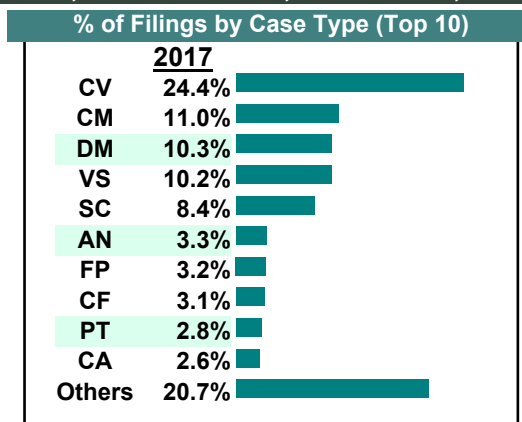
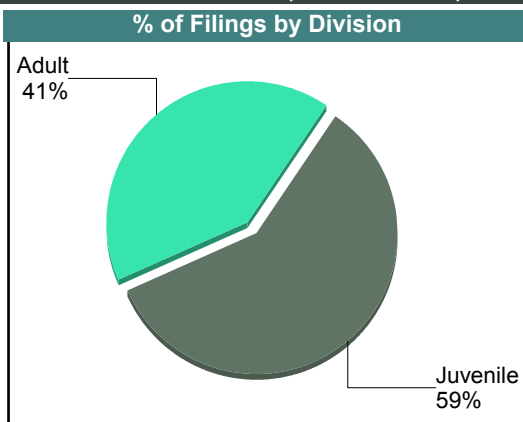
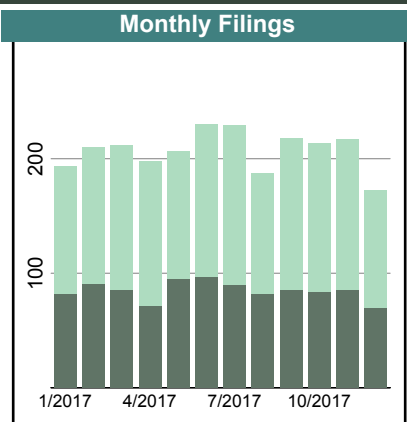
Winchester

District: 26

		Filings	Hearings	Transactions	Concluded	Cont
<b>Adult</b>						
Non-Family Abuse Prot Order	AP	6	12	12	4	8
Bond Forfeiture	BF	0	2	2	1	1
Capias	CA	59	175	175	73	102
Felony	CF	77	205	209	64	145
Misdemeanor	CM	274	775	775	274	501
Family Abuse - Prot Order	FP	79	182	182	78	104
Motion - Prot Order	MP	10	14	14	10	4
Other	OT	2	2	2	2	-
Protective Order	PC	2	2	2	2	-
Violation of PO	PV	7	7	7	7	-
Remand Support	RS	41	41	41	41	-
Show Cause	SC	209	456	456	215	241
SL/Other	SL	1	1	1	1	-
Civil Support	VS	254	441	441	230	210
<b>Adult Total</b>		<b>1,021</b>	<b>2,315</b>	<b>2,319</b>	<b>1,002</b>	<b>1,316</b>

<b>Juvenile</b>						
Abuse or Neglect	AN	83	274	274	74	200
Non-Family Abuse Prot Order	AP	12	29	29	12	17
Capias	CA	5	27	27	11	16
Child in Need of Services	CS	4	5	5	5	-
Custody Visitation	CV	607	1,351	1,351	588	763
Felony	DF	48	244	244	63	181
Misdemeanor	DM	256	876	876	287	589
Entrustment	ET	1	2	2	0	2
Foster Care Review	FC	42	44	44	42	2
Family Abuse - Prot Order	FP	1	2	2	1	1
Initial Foster Care	IF	48	51	51	48	3
Motion - Prot Order	MP	11	15	15	11	4
Permanency	PH	64	71	71	60	11
Petition	PT	69	139	139	63	76
Remand Custody	RC	58	58	58	58	-
Child at Risk	RI	19	68	68	23	45
Remand Visitation	RV	59	59	59	59	-
Status	ST	22	51	52	26	26
Traffic	T	22	30	38	18	20
Term Parental Rights	TP	12	12	12	10	2
Truancy	TR	23	54	54	25	29
<b>Juvenile Total</b>		<b>1,466</b>	<b>3,462</b>	<b>3,471</b>	<b>1,484</b>	<b>1,987</b>

<b>Winchester Totals</b>		<b>2,487</b>	<b>5,777</b>	<b>5,790</b>	<b>2,486</b>	<b>3,303</b>
--------------------------	--	--------------	--------------	--------------	--------------	--------------



**Filings by Court & Division**

	Clarke	Frederick	Page	Rockingh am	Shenando ah	Warren	Winchest er	Total
<b>A</b>								
Civil Support	72 3%	523 21%	184 8%	709 29%	317 13%	393 16%	254 10%	2,452
Show Cause	54 2%	463 20%	292 13%	657 29%	315 14%	296 13%	209 9%	2,286
Adult Misdemeanor	30 1%	338 15%	211 9%	721 32%	259 12%	400 18%	274 12%	2,233
Adult Felony	7 1%	107 9%	94 8%	490 40%	105 9%	348 28%	77 6%	1,228
Capias	10 1%	108 11%	49 5%	360 36%	314 32%	96 10%	59 6%	996
Family Abuse - Prot Order	12 1%	201 25%	65 8%	260 32%	88 11%	103 13%	79 10%	808
Remand Support	15 5%	93 31%	7 2%	56 19%	45 15%	43 14%	41 14%	300
Motion - Prot Order	2 2%	9 7%	17 13%	48 38%	16 13%	24 19%	10 8%	126
Violation of PO	- 0%	1 2%	3 5%	39 70%	- 0%	6 11%	7 13%	56
Other	1 2%	4 8%	5 10%	34 65%	5 10%	1 2%	2 4%	52
Non-Family Abuse Prot Order	- 0%	8 16%	9 18%	13 25%	12 24%	3 6%	6 12%	51
SL/Other	- 0%	16 34%	3 6%	12 26%	5 11%	10 21%	1 2%	47
Protective Order	- 0%	- 0%	2 33%	2 33%	- 0%	- 0%	2 33%	6
Violation Fam Abuse PO	- 0%	2 67%	- 0%	1 33%	- 0%	- 0%	- 0%	3
Bond Forfeiture	- 0%	- 0%	- 0%	- 0%	- 0%	- 0%	- 0%	0
<b>Total</b>	203 2%	1,873 18%	941 9%	3,402 32%	1,481 14%	1,723 16%	1,021 10%	10,644
<b>J</b>								
Custody Visitation	240 3%	1,498 21%	741 10%	2,061 29%	981 14%	1,029 14%	607 8%	7,157
Delinquency	45 2%	398 20%	106 5%	530 27%	338 17%	224 12%	304 16%	1,945
Traffic	43 5%	106 12%	55 6%	445 52%	103 12%	82 10%	22 3%	856
Remand Custody	23 4%	137 21%	29 4%	257 40%	68 10%	76 12%	58 9%	648
Remand Visitation	22 4%	135 22%	29 5%	220 36%	66 11%	83 14%	59 10%	614
Abuse or Neglect	7 2%	43 10%	17 4%	220 54%	25 6%	16 4%	83 20%	411
Permanency	11 3%	43 14%	17 5%	163 51%	3 1%	17 5%	64 20%	318
Paternity	5 2%	87 32%	20 7%	46 17%	25 9%	21 8%	69 25%	273



	Clarke	Frederick	Page	Rockingham	Shenandoah	Warren	Winchester	Total
<b>J Show Cause</b>	-	3	14	97	103	46	-	<b>263</b>
	0%	1%	5%	37%	39%	17%	0%	
<b>Status Offense/Other</b>	1	42	94	32	49	11	22	<b>251</b>
	0%	17%	37%	13%	20%	4%	9%	
<b>Foster Care Review</b>	8	20	17	126	5	9	42	<b>227</b>
	4%	9%	7%	56%	2%	4%	19%	
<b>Truancy</b>	-	16	18	85	27	41	23	<b>210</b>
	0%	8%	9%	40%	13%	20%	11%	
<b>Initial Foster Care</b>	1	14	6	87	3	1	48	<b>160</b>
	1%	9%	4%	54%	2%	1%	30%	
<b>Term Parental Rights</b>	2	23	2	105	-	15	12	<b>159</b>
	1%	14%	1%	66%	0%	9%	8%	
<b>Motion - Prot Order</b>	-	30	4	35	13	-	11	<b>93</b>
	0%	32%	4%	38%	14%	0%	12%	
<b>Child in Need of Services</b>	2	6	-	13	36	7	4	<b>68</b>
	3%	9%	0%	19%	53%	10%	6%	
<b>Capias</b>	-	5	5	20	6	5	5	<b>46</b>
	0%	11%	11%	43%	13%	11%	11%	
<b>Child at Risk</b>	1	8	4	14	-	-	19	<b>46</b>
	2%	17%	9%	30%	0%	0%	41%	
<b>Non-Family Abuse Prot Order</b>	-	6	6	15	-	6	12	<b>45</b>
	0%	13%	13%	33%	0%	13%	27%	
<b>Entrustment</b>	-	3	9	9	-	14	1	<b>36</b>
	0%	8%	25%	25%	0%	39%	3%	
<b>Voluntary Continuing</b>	1	2	-	24	1	1	-	<b>29</b>
	3%	7%	0%	83%	3%	3%	0%	
<b>Custody Relief</b>	-	-	1	4	-	3	-	<b>8</b>
	0%	0%	13%	50%	0%	38%	0%	
<b>Family Abuse - Prot Order</b>	-	-	-	3	1	2	1	<b>7</b>
	0%	0%	0%	43%	14%	29%	14%	
<b>Juv Support</b>	-	-	-	4	-	-	-	<b>4</b>
	0%	0%	0%	100%	0%	0%	0%	
<b>Emancipation</b>	-	1	-	-	1	-	-	<b>2</b>
	0%	50%	0%	0%	50%	0%	0%	
<b>Protective Order</b>	-	-	-	1	-	-	-	<b>1</b>
	0%	0%	0%	100%	0%	0%	0%	
<b>Restricted O/L</b>	-	-	-	-	-	1	-	<b>1</b>
	0%	0%	0%	0%	0%	100%	0%	
<b>Total</b>	412	2,626	1,194	4,616	1,854	1,710	1,466	<b>13,878</b>
	3%	19%	9%	33%	13%	12%	11%	
<b>Total</b>	615	4,499	2,135	8,018	3,335	3,433	2,487	24,522
	3%	18%	9%	33%	14%	14%	10%	

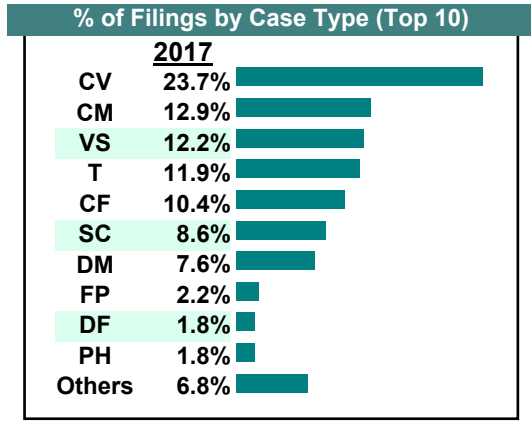
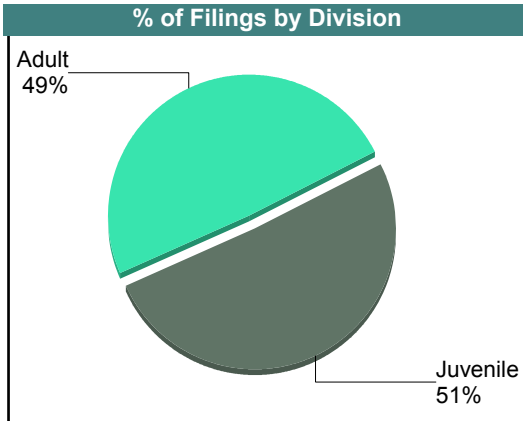
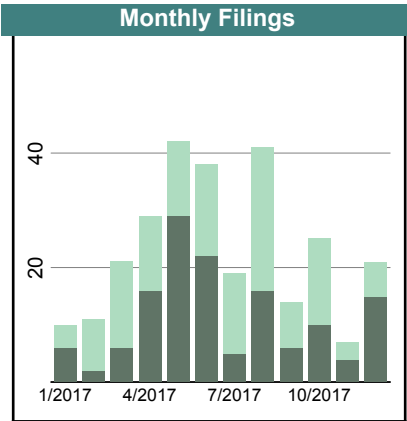
# CASELOAD STATISTICS OF THE JUVENILE & DOMESTIC RELATIONS COURTS

January 2017 thru December 2017

**Bland**

District: 27

		<u>Filings</u>	<u>Hearings</u>	<u>Transactions</u>	<u>Concluded</u>	<u>Cont</u>
<b>Adult</b>						
Capias	CA	2	5	5	1	4
Felony	CF	29	110	111	12	97
Misdemeanor	CM	36	89	89	27	61
Family Abuse - Prot Order	FP	6	15	15	7	8
Motion - Prot Order	MP	2	2	2	2	-
Other	OT	1	1	1	0	-
Remand Support	RS	3	3	3	3	-
Show Cause	SC	24	76	76	11	59
Civil Support	VS	34	57	57	35	21
<b>Adult Total</b>		<b>137</b>	<b>358</b>	<b>359</b>	<b>98</b>	<b>250</b>
<b>Juvenile</b>						
Abuse or Neglect	AN	4	12	12	5	7
Custody Relief	CR	1	2	2	1	1
Custody Visitation	CV	66	172	172	81	89
Felony	DF	5	14	14	3	11
Misdemeanor	DM	21	49	49	23	26
Foster Care Review	FC	3	3	3	3	-
Initial Foster Care	IF	2	3	3	1	1
Permanency	PH	5	5	5	5	-
Remand Custody	RC	1	1	1	1	-
Traffic	T	33	36	44	31	13
<b>Juvenile Total</b>		<b>141</b>	<b>297</b>	<b>305</b>	<b>154</b>	<b>148</b>
<b>Bland Totals</b>		<b>278</b>	<b>655</b>	<b>664</b>	<b>252</b>	<b>398</b>



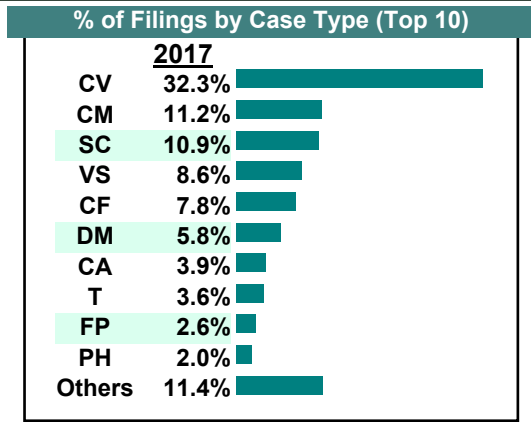
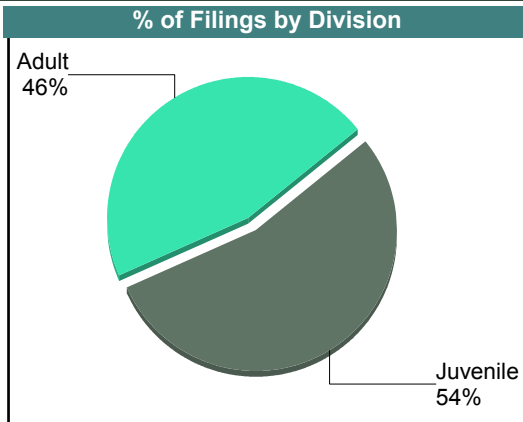
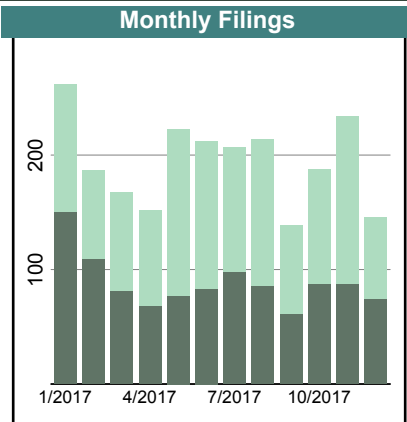
# CASELOAD STATISTICS OF THE JUVENILE & DOMESTIC RELATIONS COURTS

January 2017 thru December 2017

**Carroll**

District: 27

		<u>Filings</u>	<u>Hearings</u>	<u>Transactions</u>	<u>Concluded</u>	<u>Cont</u>
<b>Adult</b>						
Non-Family Abuse Prot Order	AP	3	6	6	3	3
Bond Forfeiture	BF	1	1	1	1	-
Capias	CA	84	253	253	92	161
Felony	CF	181	562	562	173	389
Misdemeanor	CM	262	777	777	276	501
Family Abuse - Prot Order	FP	59	142	142	57	85
Motion - Prot Order	MP	7	7	7	7	-
Other	OT	19	23	23	18	5
Protective Order	PC	2	2	2	2	-
Violation of PO	PV	2	2	2	2	-
Show Cause	SC	248	658	658	226	432
Civil Support	VS	201	349	349	217	132
<b>Adult Total</b>		<b>1,069</b>	<b>2,782</b>	<b>2,782</b>	<b>1,074</b>	<b>1,708</b>
<b>Juvenile</b>						
Abuse or Neglect	AN	35	150	150	40	110
Non-Family Abuse Prot Order	AP	2	5	5	2	3
Capias	CA	6	23	23	6	17
Custody Relief	CR	6	15	15	8	7
Child in Need of Services	CS	7	21	21	7	14
Custody Visitation	CV	754	1,960	1,960	697	1,263
Felony	DF	28	155	155	31	124
Misdemeanor	DM	135	385	386	148	238
Entrustment	ET	2	2	2	2	-
Foster Care Review	FC	31	31	31	31	-
Family Abuse - Prot Order	FP	1	3	3	1	2
Initial Foster Care	IF	33	35	35	33	2
Juv Support	JS	0	1	1	1	-
Motion - Prot Order	MP	11	15	15	9	6
Permanency	PH	47	51	51	49	2
Petition	PT	3	5	5	2	3
Show Cause	SC	5	15	15	4	11
Status	ST	11	25	25	9	16
Traffic	T	83	131	147	99	48
Term Parental Rights	TP	16	28	28	24	4
Truancy	TR	41	156	156	44	112
Voluntary Continuing Services Agreement	VA	5	5	5	5	-
<b>Juvenile Total</b>		<b>1,262</b>	<b>3,217</b>	<b>3,234</b>	<b>1,252</b>	<b>1,982</b>
<b>Carroll Totals</b>		<b>2,331</b>	<b>5,999</b>	<b>6,016</b>	<b>2,326</b>	<b>3,690</b>

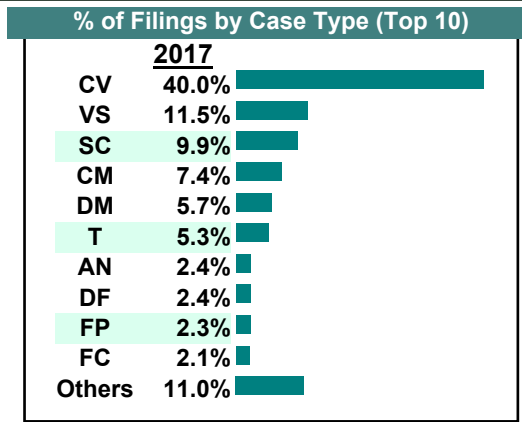
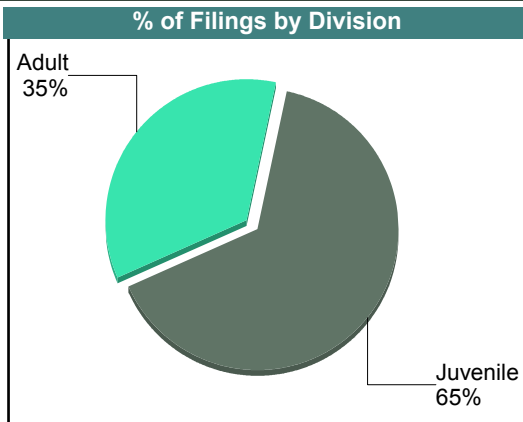
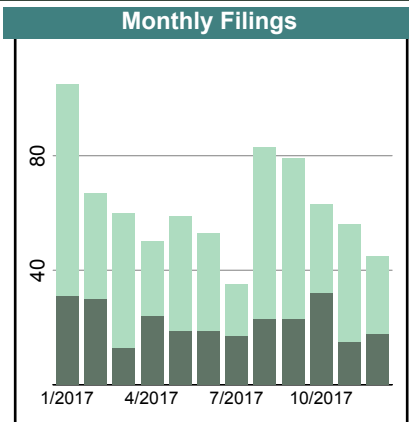


# CASELOAD STATISTICS OF THE JUVENILE & DOMESTIC RELATIONS COURTS

January 2017 thru December 2017

Floyd District: 27

		<u>Filings</u>	<u>Hearings</u>	<u>Transactions</u>	<u>Concluded</u>	<u>Cont</u>
<b>Adult</b>						
Non-Family Abuse Prot Order	AP	2	4	4	2	2
Capias	CA	5	16	16	7	9
Felony	CF	15	35	35	14	21
Misdemeanor	CM	56	172	172	50	122
Family Abuse - Prot Order	FP	17	46	46	18	28
Motion - Prot Order	MP	3	3	3	3	-
Other	OT	5	8	8	4	4
Protective Order	PC	1	1	1	1	-
Remand Support	RS	2	2	2	2	-
Show Cause	SC	70	163	163	70	93
SL/Other	SL	1	1	1	1	-
Civil Support	VS	87	160	160	88	72
<b>Adult Total</b>		<b>264</b>	<b>611</b>	<b>611</b>	<b>260</b>	<b>351</b>
<b>Juvenile</b>						
Abuse or Neglect	AN	18	74	74	19	55
Child in Need of Services	CS	0	6	6	4	2
Custody Visitation	CV	302	648	648	280	368
Felony	DF	18	81	81	25	56
Misdemeanor	DM	43	170	170	62	108
Foster Care Review	FC	16	17	17	16	1
Initial Foster Care	IF	13	17	17	13	4
Permanency	PH	7	8	8	7	1
Remand Custody	RC	7	7	7	7	-
Child at Risk	RI	2	2	2	2	-
Remand Visitation	RV	5	5	5	5	-
Show Cause	SC	5	10	10	5	5
Status	ST	7	14	14	7	7
Traffic	T	40	98	102	48	54
Term Parental Rights	TP	1	2	2	1	1
Truancy	TR	6	22	22	7	15
Voluntary Continuing Services Agreement	VA	1	2	2	1	1
<b>Juvenile Total</b>		<b>491</b>	<b>1,183</b>	<b>1,187</b>	<b>509</b>	<b>678</b>
<b>Floyd Totals</b>		<b>755</b>	<b>1,794</b>	<b>1,798</b>	<b>769</b>	<b>1,029</b>

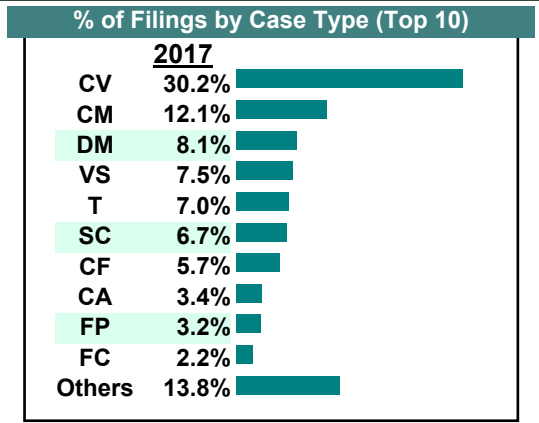
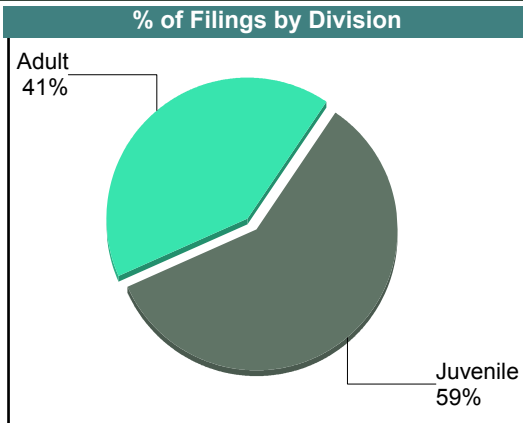
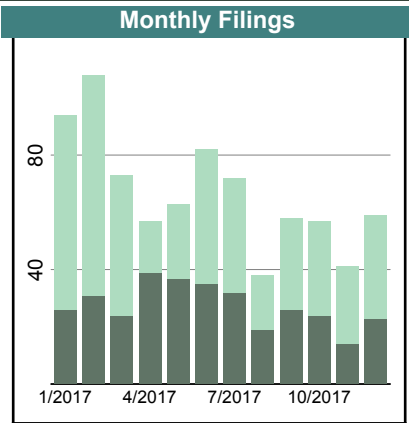


# CASELOAD STATISTICS OF THE JUVENILE & DOMESTIC RELATIONS COURTS

January 2017 thru December 2017

**Galax**  
District: 27

		<u>Filings</u>	<u>Hearings</u>	<u>Transactions</u>	<u>Concluded</u>	<u>Cont</u>
<b><u>Adult</u></b>						
Capias	CA	26	52	52	27	25
Felony	CF	46	120	131	49	82
Misdemeanor	CM	97	279	279	105	174
Family Abuse - Prot Order	FP	26	65	65	26	39
Motion - Prot Order	MP	7	7	7	7	-
Other	OT	13	26	26	13	13
Violation of PO	PV	3	3	3	3	-
Show Cause	SC	52	158	158	58	100
Civil Support	VS	60	96	96	52	43
<b>Adult Total</b>		<b>330</b>	<b>806</b>	<b>817</b>	<b>340</b>	<b>476</b>
<b><u>Juvenile</u></b>						
Abuse or Neglect	AN	14	52	52	13	39
Capias	CA	1	1	1	1	-
Child in Need of Services	CS	4	15	15	4	11
Custody Visitation	CV	242	624	624	173	449
Felony	DF	8	44	44	13	31
Misdemeanor	DM	65	190	190	65	124
Foster Care Review	FC	18	18	18	17	-
Initial Foster Care	IF	14	14	14	14	-
Permanency	PH	18	21	21	18	3
Petition	PT	4	13	13	3	8
Show Cause	SC	2	5	5	2	3
Status	ST	10	28	28	15	13
Traffic	T	56	79	86	46	40
Term Parental Rights	TP	4	8	8	4	4
Truancy	TR	11	31	31	5	25
Voluntary Continuing Services Agreement	VA	1	1	1	1	-
<b>Juvenile Total</b>		<b>472</b>	<b>1,144</b>	<b>1,151</b>	<b>394</b>	<b>750</b>
<b>Galax Totals</b>		<b>802</b>	<b>1,950</b>	<b>1,968</b>	<b>734</b>	<b>1,226</b>

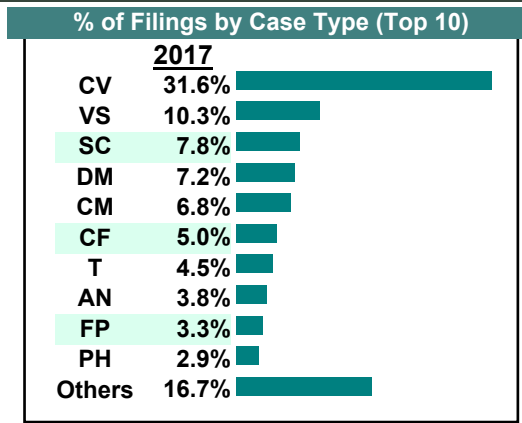
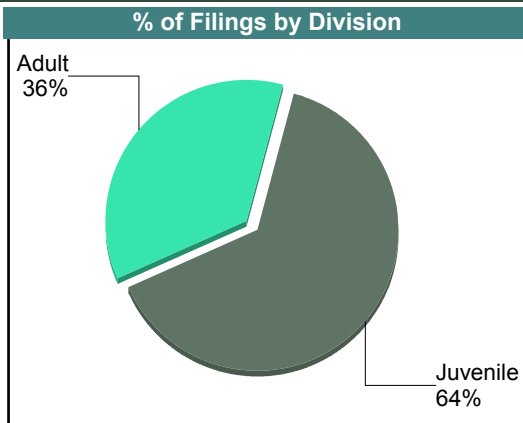
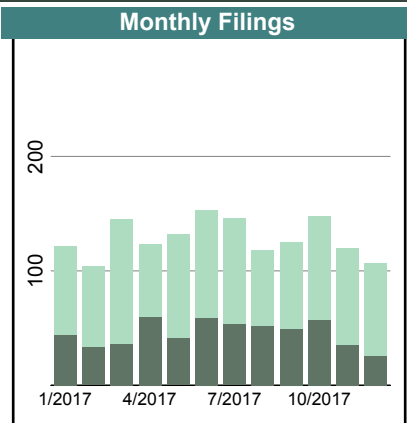


# CASELOAD STATISTICS OF THE JUVENILE & DOMESTIC RELATIONS COURTS

January 2017 thru December 2017

**Giles**  
District: 27

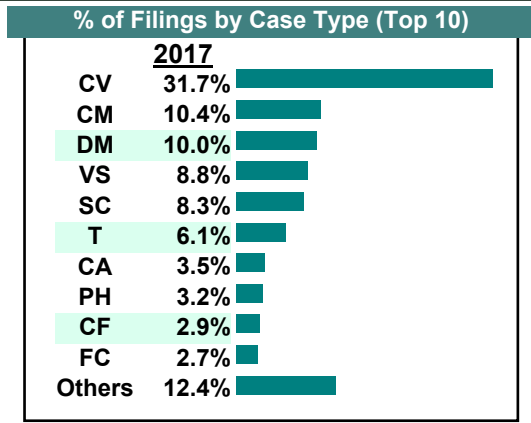
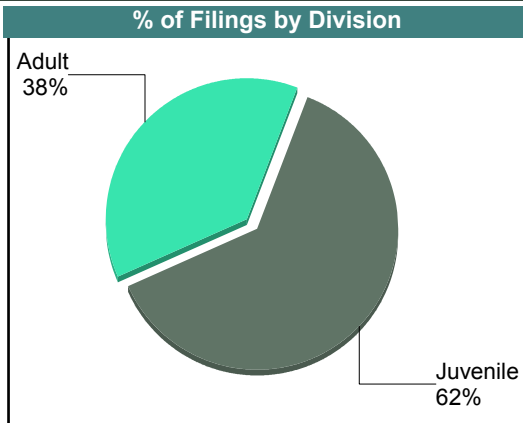
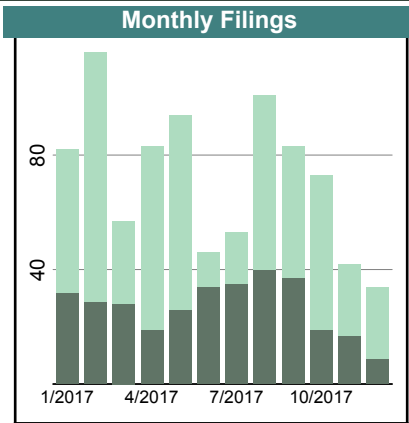
		<u>Filings</u>	<u>Hearings</u>	<u>Transactions</u>	<u>Concluded</u>	<u>Cont</u>
<b><u>Adult</u></b>						
Capias	CA	21	51	51	21	30
Felony	CF	77	218	218	68	150
Misdemeanor	CM	105	359	359	116	243
Family Abuse - Prot Order	FP	50	101	101	49	52
Motion - Prot Order	MP	9	9	9	9	-
Other	OT	2	2	2	2	-
Violation Fam Abuse PO	PS	1	1	1	1	-
Violation of PO	PV	1	1	1	1	-
Remand Support	RS	6	6	6	6	-
Show Cause	SC	118	335	335	142	193
SL/Other	SL	2	2	2	2	-
Civil Support	VS	159	276	276	160	116
<b>Adult Total</b>		<b>551</b>	<b>1,361</b>	<b>1,361</b>	<b>577</b>	<b>784</b>
<b><u>Juvenile</u></b>						
Abuse or Neglect	AN	59	179	179	47	132
Non-Family Abuse Prot Order	AP	3	4	4	3	1
Capias	CA	4	9	9	4	5
Custody Relief	CR	1	2	2	1	1
Child in Need of Services	CS	9	20	20	8	12
Custody Visitation	CV	488	1,075	1,075	477	598
Felony	DF	17	87	87	34	53
Misdemeanor	DM	111	338	338	129	209
Entrustment	ET	4	9	9	4	5
Foster Care Review	FC	35	36	36	35	1
Family Abuse - Prot Order	FP	1	2	2	1	1
Initial Foster Care	IF	31	32	32	32	-
Juv Support	JS	2	5	5	1	4
Motion - Prot Order	MP	10	10	10	10	-
Permanency	PH	44	45	45	43	2
Petition	PT	8	21	21	8	13
Remand Custody	RC	15	15	15	15	-
Remand Visitation	RV	12	12	12	12	-
Show Cause	SC	3	15	15	5	10
Status	ST	36	59	59	34	25
Traffic	T	69	138	142	75	67
Term Parental Rights	TP	12	18	18	10	8
Truancy	TR	14	41	41	14	27
Voluntary Continuing Services Agreement	VA	3	3	3	3	-
<b>Juvenile Total</b>		<b>991</b>	<b>2,175</b>	<b>2,179</b>	<b>1,005</b>	<b>1,174</b>
<b>Giles Totals</b>		<b>1,542</b>	<b>3,536</b>	<b>3,540</b>	<b>1,582</b>	<b>1,958</b>



**CASELOAD STATISTICS OF THE JUVENILE & DOMESTIC RELATIONS COURTS**

January 2017 thru December 2017

		<u>Filings</u>	<u>Hearings</u>	<u>Transactions</u>	<u>Concluded</u>	<u>Cont</u>
<b><u>Adult</u></b>						
Non-Family Abuse Prot Order	AP	1	3	3	0	3
Capias	CA	29	86	86	33	53
Felony	CF	25	93	104	41	63
Misdemeanor	CM	90	333	333	120	213
Family Abuse - Prot Order	FP	15	47	47	22	24
Motion - Prot Order	MP	3	4	4	4	-
Other	OT	14	27	27	11	16
Violation of PO	PV	2	2	2	2	-
Show Cause	SC	69	240	240	72	166
SL/Other	SL	1	2	2	1	-
Civil Support	VS	76	162	162	85	75
<b>Adult Total</b>		<b>325</b>	<b>999</b>	<b>1,010</b>	<b>391</b>	<b>613</b>
<b><u>Juvenile</u></b>						
Abuse or Neglect	AN	11	39	39	7	32
Capias	CA	1	2	2	1	1
Custody Relief	CR	3	3	3	3	-
Child in Need of Services	CS	4	10	10	4	6
Custody Visitation	CV	274	683	683	256	408
Felony	DF	10	48	48	3	45
Misdemeanor	DM	86	246	249	54	195
Entrustment	ET	1	1	1	1	-
Foster Care Review	FC	23	27	27	22	5
Initial Foster Care	IF	10	10	10	9	1
Permanency	PH	28	30	30	27	2
Petition	PT	4	4	4	3	1
Remand Custody	RC	1	1	1	1	-
Child at Risk	RI	1	5	5	1	4
Show Cause	SC	3	5	5	2	3
Status	ST	1	1	1	0	1
Traffic	T	53	102	109	48	58
Term Parental Rights	TP	15	19	19	15	4
Truancy	TR	8	38	38	11	27
Voluntary Continuing Services Agreement	VA	2	2	2	2	-
<b>Juvenile Total</b>		<b>539</b>	<b>1,276</b>	<b>1,286</b>	<b>470</b>	<b>793</b>
<b>Grayson Totals</b>		<b>864</b>	<b>2,275</b>	<b>2,296</b>	<b>861</b>	<b>1,406</b>



# CASELOAD STATISTICS OF THE JUVENILE & DOMESTIC RELATIONS COURTS

January 2017 thru December 2017

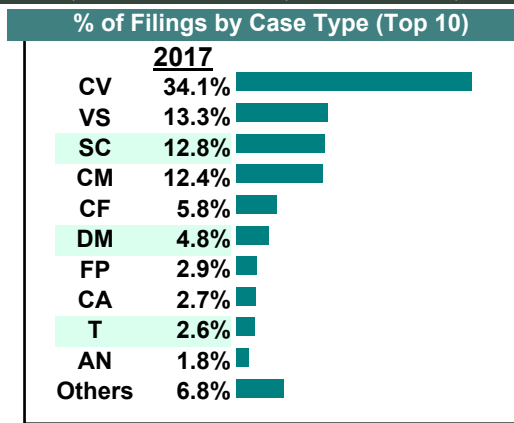
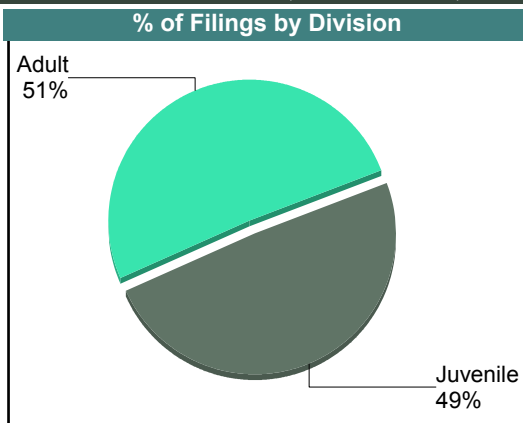
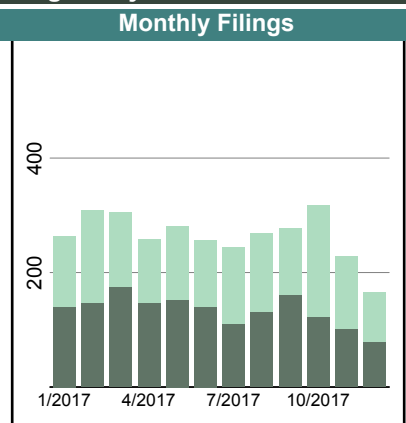
Montgomery

District: 27

		<u>Filings</u>	<u>Hearings</u>	<u>Transactions</u>	<u>Concluded</u>	<u>Cont</u>
<b>Adult</b>						
Non-Family Abuse Prot Order	AP	2	6	6	2	4
Bond Forfeiture	BF	2	3	3	1	2
Capias	CA	87	298	298	76	222
Felony	CF	184	584	584	180	404
Misdemeanor	CM	395	1,208	1,208	393	815
Family Abuse - Prot Order	FP	92	206	206	94	112
Motion - Prot Order	MP	23	32	32	24	8
Other	OT	12	18	18	12	6
Violation of PO	PV	2	2	2	2	-
Restricted O/L	RL	2	3	3	2	1
Remand Support	RS	5	5	5	5	-
Show Cause	SC	378	1,247	1,247	471	776
SL/Other	SL	6	6	6	6	-
Civil Support	VS	422	796	796	413	382
<b>Adult Total</b>		<b>1,612</b>	<b>4,414</b>	<b>4,414</b>	<b>1,681</b>	<b>2,732</b>

<b>Juvenile</b>						
Abuse or Neglect	AN	57	199	199	50	149
Non-Family Abuse Prot Order	AP	1	3	3	0	3
Custody Relief	CR	5	12	12	4	8
Child in Need of Services	CS	5	12	12	4	8
Custody Visitation	CV	1,082	2,258	2,258	1,076	1,182
Felony	DF	34	173	173	43	130
Misdemeanor	DM	151	520	520	168	352
Emancipation	EP	2	2	2	2	-
Foster Care Review	FC	10	10	10	10	-
Initial Foster Care	IF	13	16	16	14	2
Juv Support	JS	1	4	4	2	2
Motion - Prot Order	MP	4	5	5	4	1
Permanency	PH	10	10	10	10	-
Petition	PT	9	25	25	7	18
Remand Custody	RC	15	15	15	15	-
Child at Risk	RI	1	2	2	1	1
Remand Visitation	RV	3	3	3	3	-
Show Cause	SC	28	81	81	28	53
Status	ST	20	37	37	17	20
Traffic	T	83	124	134	81	53
Term Parental Rights	TP	12	31	31	11	20
Truancy	TR	16	82	82	13	68
Voluntary Continuing Services Agreement	VA	2	2	2	2	-
<b>Juvenile Total</b>		<b>1,564</b>	<b>3,626</b>	<b>3,636</b>	<b>1,565</b>	<b>2,070</b>

<b>Montgomery Totals</b>		<b>3,176</b>	<b>8,040</b>	<b>8,050</b>	<b>3,246</b>	<b>4,802</b>
--------------------------	--	--------------	--------------	--------------	--------------	--------------





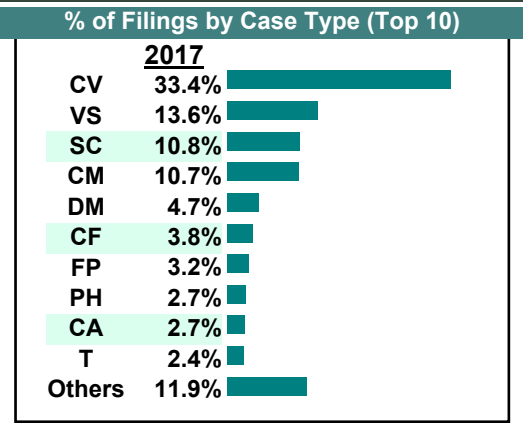
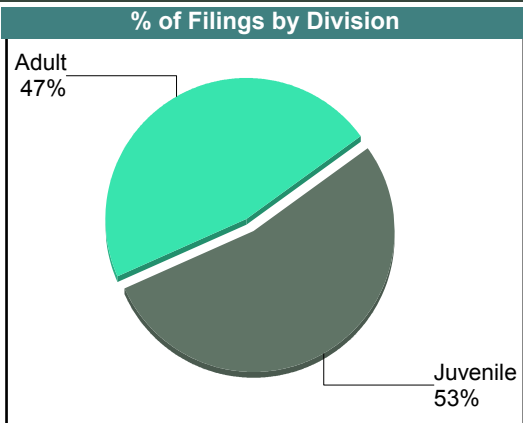
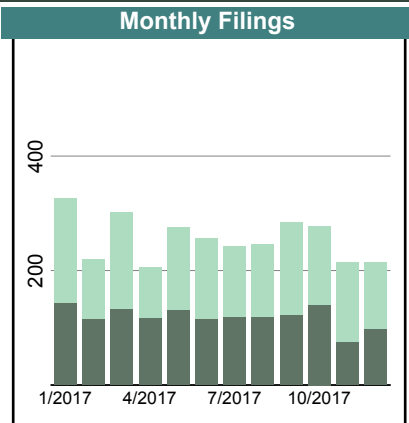
**CASELOAD STATISTICS OF THE JUVENILE & DOMESTIC RELATIONS COURTS**

January 2017 thru December 2017

**Pulaski**  
District: 27

		<u>Filings</u>	<u>Hearings</u>	<u>Transactions</u>	<u>Concluded</u>	<u>Cont</u>
<b><u>Adult</u></b>						
Non-Family Abuse Prot Order	AP	10	19	19	8	11
Capias	CA	77	230	230	98	132
Felony	CF	117	423	423	119	304
Misdemeanor	CM	329	1,050	1,050	317	733
Family Abuse - Prot Order	FP	98	202	202	99	103
Motion - Prot Order	MP	35	37	37	35	2
Other	OT	8	8	8	7	1
Protective Order	PC	1	1	1	1	-
Violation of PO	PV	28	28	28	28	-
Restricted O/L	RL	1	1	1	1	-
Remand Support	RS	5	5	5	5	-
Show Cause	SC	310	890	890	359	531
Civil Support	VS	416	641	641	421	220
<b>Adult Total</b>		<b>1,435</b>	<b>3,535</b>	<b>3,535</b>	<b>1,498</b>	<b>2,037</b>

<b><u>Juvenile</u></b>						
Abuse or Neglect	AN	38	132	132	37	95
Non-Family Abuse Prot Order	AP	1	4	4	1	3
Capias	CA	5	9	9	3	6
Child in Need of Services	CS	12	36	36	13	23
Custody Visitation	CV	1,026	1,986	1,986	1,039	947
Felony	DF	16	107	107	30	77
Misdemeanor	DM	144	411	414	156	258
Emancipation	EP	1	1	1	1	-
Entrustment	ET	1	3	3	1	2
Foster Care Review	FC	66	72	72	66	6
Initial Foster Care	IF	35	38	38	35	3
Motion - Prot Order	MP	7	7	7	7	-
Protective Order	PC	1	2	2	1	1
Permanency	PH	84	97	97	83	14
Petition	PT	9	19	19	10	9
Remand Custody	RC	6	6	6	6	-
Child at Risk	RI	16	53	53	17	36
Remand Visitation	RV	10	10	10	10	-
Show Cause	SC	22	89	89	51	38
Status	ST	18	27	27	14	13
Traffic	T	74	121	127	71	56
Term Parental Rights	TP	26	37	37	22	15
Truancy	TR	13	38	38	14	24
Voluntary Continuing Services Agreement	VA	2	3	3	2	1
<b>Juvenile Total</b>		<b>1,633</b>	<b>3,308</b>	<b>3,317</b>	<b>1,690</b>	<b>1,627</b>
<b>Pulaski Totals</b>		<b>3,068</b>	<b>6,843</b>	<b>6,852</b>	<b>3,188</b>	<b>3,664</b>



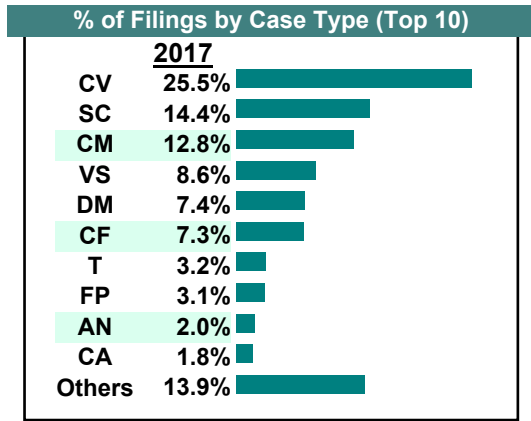
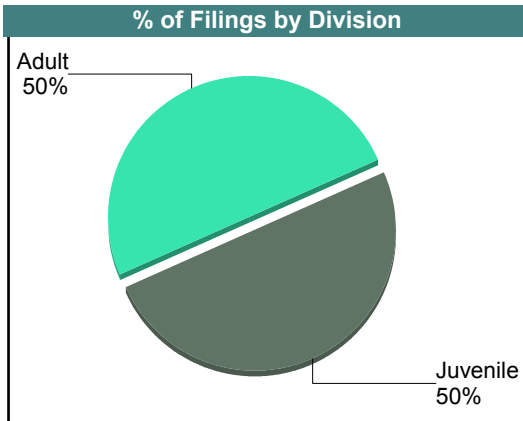
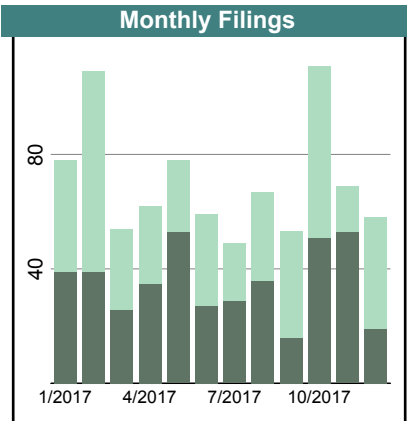
**CASELOAD STATISTICS OF THE JUVENILE & DOMESTIC RELATIONS COURTS**

January 2017 thru December 2017

**Radford**

District: 27

		<u>Filings</u>	<u>Hearings</u>	<u>Transactions</u>	<u>Concluded</u>	<u>Cont</u>
<b>Adult</b>						
Non-Family Abuse Prot Order	AP	3	6	6	3	3
Capias	CA	15	39	39	18	21
Felony	CF	62	188	188	45	143
Misdemeanor	CM	108	365	365	105	260
Family Abuse - Prot Order	FP	26	61	61	24	37
Motion - Prot Order	MP	13	14	14	13	1
Other	OT	6	8	8	6	2
Protective Order	PC	2	2	2	2	-
Remand Support	RS	5	5	5	5	-
Show Cause	SC	108	295	295	122	173
SL/Other	SL	2	2	2	2	-
Civil Support	VS	73	123	123	75	48
<b>Adult Total</b>		<b>423</b>	<b>1,108</b>	<b>1,108</b>	<b>420</b>	<b>688</b>
<b>Juvenile</b>						
Abuse or Neglect	AN	17	51	51	18	33
Child in Need of Services	CS	1	2	2	1	1
Custody Visitation	CV	216	431	431	213	218
Felony	DF	15	97	97	22	75
Misdemeanor	DM	63	197	197	48	149
Foster Care Review	FC	9	10	10	9	1
Initial Foster Care	IF	6	6	6	6	-
Juv Support	JS	2	4	4	2	2
Motion - Prot Order	MP	2	2	2	2	-
Permanency	PH	8	8	8	8	-
Petition	PT	3	4	4	3	1
Remand Custody	RC	12	12	12	12	-
Remand Visitation	RV	12	12	12	12	-
Show Cause	SC	14	37	37	12	25
Status	ST	8	23	23	10	13
Traffic	T	27	55	58	33	25
Term Parental Rights	TP	8	16	16	8	8
Voluntary Continuing Services Agreement	VA	1	1	1	1	-
<b>Juvenile Total</b>		<b>424</b>	<b>968</b>	<b>971</b>	<b>420</b>	<b>551</b>
<b>Radford Totals</b>		<b>847</b>	<b>2,076</b>	<b>2,079</b>	<b>840</b>	<b>1,239</b>



# CASELOAD STATISTICS OF THE JUVENILE & DOMESTIC RELATIONS COURTS

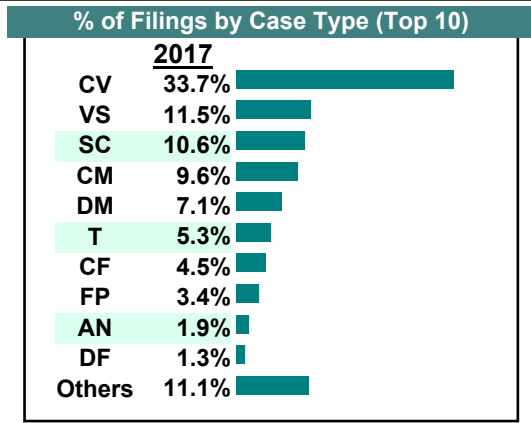
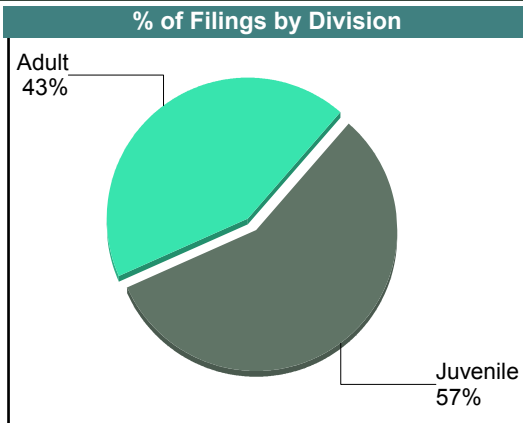
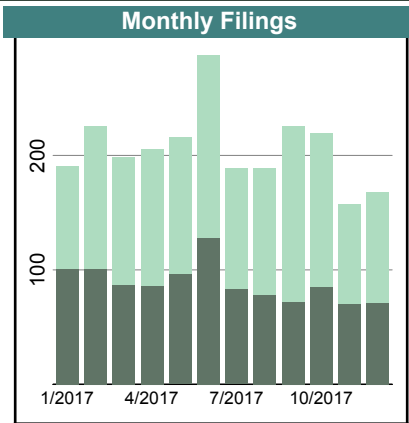
January 2017 thru December 2017

**Wythe**  
District: 27

		<u>Filings</u>	<u>Hearings</u>	<u>Transactions</u>	<u>Concluded</u>	<u>Cont</u>
<b>Adult</b>						
Non-Family Abuse Prot Order	AP	5	11	11	6	5
Capias	CA	24	65	65	23	42
Felony	CF	111	383	403	115	288
Misdemeanor	CM	237	813	813	239	574
Crim Support	CS	0	2	2	1	1
Family Abuse - Prot Order	FP	85	198	198	85	113
Motion - Prot Order	MP	20	21	21	19	2
Other	OT	22	26	26	21	5
Violation of PO	PV	11	12	12	12	-
Remand Support	RS	3	3	3	3	-
Show Cause	SC	253	732	732	275	457
SL/Other	SL	6	6	6	6	-
Civil Support	VS	284	537	537	284	253
<b>Adult Total</b>		<b>1,061</b>	<b>2,809</b>	<b>2,829</b>	<b>1,089</b>	<b>1,740</b>

<b>Juvenile</b>						
Abuse or Neglect	AN	46	191	191	52	139
Child in Need of Services	CS	10	35	35	7	28
Custody Visitation	CV	831	2,029	2,029	875	1,154
Felony	DF	32	209	213	55	158
Misdemeanor	DM	174	563	565	188	377
Emancipation	EP	1	2	2	1	1
Entrustment	ET	1	2	2	1	1
Foster Care Review	FC	30	30	30	30	-
Initial Foster Care	IF	21	21	21	21	-
Motion - Prot Order	MP	1	1	1	1	-
Permanency	PH	29	33	33	29	4
Petition	PT	3	8	8	4	4
Violation of PO	PV	3	4	4	3	1
Remand Custody	RC	24	24	24	24	-
Show Cause	SC	8	30	30	9	21
Status	ST	22	46	49	19	30
Traffic	T	132	191	216	114	102
Term Parental Rights	TP	9	18	18	10	8
Truancy	TR	28	114	114	29	85
Voluntary Continuing Services Agreement	VA	2	2	2	2	-
<b>Juvenile Total</b>		<b>1,407</b>	<b>3,553</b>	<b>3,587</b>	<b>1,474</b>	<b>2,113</b>

<b>Wythe Totals</b>		<b>2,468</b>	<b>6,362</b>	<b>6,416</b>	<b>2,563</b>	<b>3,853</b>
---------------------	--	--------------	--------------	--------------	--------------	--------------



Filings by Court & Division

		Bland	Carroll	Floyd	Galax	Giles	Grayson	Montgomery	Pulaski	Radford	Wythe	Total	
A	Civil Support	34 2%	201 11%	87 5%	60 3%	159 9%	76 4%	422 23%	416 23%	73 4%	284 16%	1,812	
	Adult Misdemeanor	36 2%	262 15%	56 3%	97 6%	105 6%	90 5%	395 23%	329 19%	108 6%	237 14%	1,715	
	Show Cause	24 1%	248 15%	70 4%	52 3%	118 7%	69 4%	378 23%	310 19%	108 7%	253 16%	1,630	
	Adult Felony	29 3%	181 21%	15 2%	46 5%	77 9%	25 3%	184 22%	117 14%	62 7%	111 13%	847	
	Family Abuse - Prot Order	6 1%	59 12%	17 4%	26 5%	50 11%	15 3%	92 19%	98 21%	26 5%	85 18%	474	
	Capias	2 1%	84 23%	5 1%	26 7%	21 6%	29 8%	87 24%	77 21%	15 4%	24 6%	370	
	Motion - Prot Order	2 2%	7 6%	3 2%	7 6%	9 7%	3 2%	23 19%	35 29%	13 11%	20 16%	122	
	Other	1 1%	19 19%	5 5%	13 13%	2 2%	14 14%	12 12%	8 8%	6 6%	22 22%	102	
	Violation of PO	- 0%	2 4%	- 0%	3 6%	1 2%	2 4%	2 4%	28 57%	- 0%	11 22%	49	
	Remand Support	3 10%	- 0%	2 7%	- 0%	6 21%	- 0%	5 17%	5 17%	5 17%	3 10%	29	
	Non-Family Abuse Prot Order	- 0%	3 12%	2 8%	- 0%	- 0%	1 4%	2 8%	10 38%	3 12%	5 19%	26	
	SL/Other	- 0%	- 0%	1 6%	- 0%	2 11%	1 6%	6 33%	- 0%	2 11%	6 33%	18	
	Protective Order	- 0%	2 33%	1 17%	- 0%	- 0%	- 0%	- 0%	1 17%	2 33%	- 0%	6	
	Bond Forfeiture	- 0%	1 33%	- 0%	- 0%	- 0%	- 0%	2 67%	- 0%	- 0%	- 0%	3	
	Restricted O/L	- 0%	- 0%	- 0%	- 0%	- 0%	- 0%	2 67%	1 33%	- 0%	- 0%	3	
	Violation Fam Abuse PO	- 0%	- 0%	- 0%	- 0%	1 100%	- 0%	- 0%	- 0%	- 0%	- 0%	1	
	Criminal Support	- 0%	- 0%	- 0%	- 0%	- 0%	- 0%	- 0%	- 0%	- 0%	- 0%	0	
	<b>Total</b>		137 2%	1,069 15%	264 4%	330 5%	551 8%	325 5%	1,612 22%	1,435 20%	423 6%	1,061 15%	7,207
	J	Custody Visitation	66 1%	754 14%	302 6%	242 5%	488 9%	274 5%	1,082 20%	1,026 19%	216 4%	831 16%	5,281
		Delinquency	26 2%	163 14%	61 5%	73 6%	128 11%	96 8%	185 16%	160 14%	78 7%	206 18%	1,176
Traffic		33 5%	83 13%	40 6%	56 9%	69 11%	53 8%	83 13%	74 11%	27 4%	132 20%	650	
Abuse or Neglect		4 1%	35 12%	18 6%	14 5%	59 20%	11 4%	57 19%	38 13%	17 6%	46 15%	299	
Permanency		5 2%	47 17%	7 3%	18 6%	44 16%	28 10%	10 4%	84 30%	8 3%	29 10%	280	
Foster Care Review		3 1%	31 13%	16 7%	18 7%	35 15%	23 10%	10 4%	66 27%	9 4%	30 12%	241	

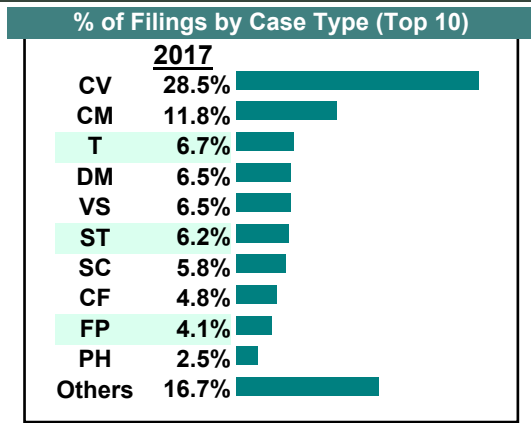
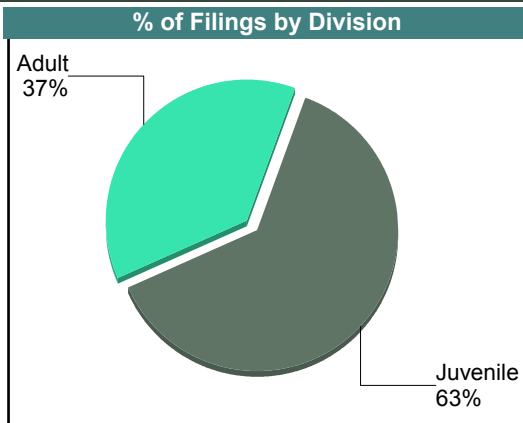
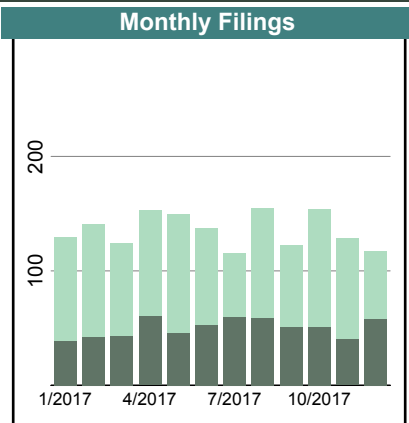
	Bland	Carroll	Floyd	Galax	Giles	Grayson	Montgomery	Pulaski	Radford	Wythe	Total
Initial Foster Care	2 1%	33 19%	13 7%	14 8%	31 17%	10 6%	13 7%	35 20%	6 3%	21 12%	178
Truancy	- 0%	41 30%	6 4%	11 8%	14 10%	8 6%	16 12%	13 9%	- 0%	28 20%	137
Status Offense/Other	- 0%	11 8%	7 5%	10 8%	36 27%	1 1%	20 15%	18 14%	8 6%	22 17%	133
Term Parental Rights	- 0%	16 16%	1 1%	4 4%	12 12%	15 15%	12 12%	26 25%	8 8%	9 9%	103
Show Cause	- 0%	5 6%	5 6%	2 2%	3 3%	3 3%	28 31%	22 24%	14 16%	8 9%	90
Remand Custody	1 1%	- 0%	7 9%	- 0%	15 19%	1 1%	15 19%	6 7%	12 15%	24 30%	81
Child in Need of Services	- 0%	7 13%	- 0%	4 8%	9 17%	4 8%	5 10%	12 23%	1 2%	10 19%	52
Paternity	- 0%	3 7%	- 0%	4 9%	8 19%	4 9%	9 21%	9 21%	3 7%	3 7%	43
Remand Visitation	- 0%	- 0%	5 12%	- 0%	12 29%	- 0%	3 7%	10 24%	12 29%	- 0%	42
Motion - Prot Order	- 0%	11 31%	- 0%	- 0%	10 29%	- 0%	4 11%	7 20%	2 6%	1 3%	35
Child at Risk	- 0%	- 0%	2 10%	- 0%	- 0%	1 5%	1 5%	16 80%	- 0%	- 0%	20
Voluntary Continuing Capias	- 0%	5 26%	1 5%	1 5%	3 16%	2 11%	2 11%	2 11%	1 5%	2 11%	19
Custody Relief	- 0%	6 35%	- 0%	1 6%	4 24%	1 6%	- 0%	5 29%	- 0%	- 0%	17
Entrustment	1 6%	6 38%	- 0%	- 0%	1 6%	3 19%	5 31%	- 0%	- 0%	- 0%	16
Non-Family Abuse Prot Order	- 0%	2 29%	- 0%	- 0%	3 43%	- 0%	1 14%	1 14%	- 0%	- 0%	7
Juv Support	- 0%	- 0%	- 0%	- 0%	2 40%	- 0%	1 20%	- 0%	2 40%	- 0%	5
Emancipation	- 0%	- 0%	- 0%	- 0%	- 0%	- 0%	2 50%	1 25%	- 0%	1 25%	4
Violation of PO	- 0%	- 0%	- 0%	- 0%	- 0%	- 0%	- 0%	- 0%	- 0%	3 100%	3
Family Abuse - Prot Order	- 0%	1 50%	- 0%	- 0%	1 50%	- 0%	- 0%	- 0%	- 0%	- 0%	2
Protective Order	- 0%	- 0%	- 0%	- 0%	- 0%	- 0%	- 0%	1 100%	- 0%	- 0%	1
<b>Total</b>	141 2%	1,262 14%	491 6%	472 5%	991 11%	539 6%	1,564 18%	1,633 18%	424 5%	1,407 16%	<b>8,924</b>
<b>Total</b>	278 2%	2,331 14%	755 5%	802 5%	1,542 10%	864 5%	3,176 20%	3,068 19%	847 5%	2,468 15%	16,131

**CASELOAD STATISTICS OF THE JUVENILE & DOMESTIC RELATIONS COURTS**

January 2017 thru December 2017

**Bristol**  
District: 28

		<u>Filings</u>	<u>Hearings</u>	<u>Transactions</u>	<u>Concluded</u>	<u>Cont</u>
<b><u>Adult</u></b>						
Non-Family Abuse Prot Order	AP	3	12	12	3	9
Bond Forfeiture	BF	1	2	2	1	1
Capias	CA	37	79	79	37	42
Felony	CF	78	340	346	80	266
Misdemeanor	CM	192	533	533	149	383
Crim Support	CS	1	2	2	1	1
Family Abuse - Prot Order	FP	67	153	153	63	90
Motion - Prot Order	MP	16	20	20	15	5
Other	OT	3	3	3	3	-
Remand Support	RS	8	9	9	9	-
Show Cause	SC	93	332	332	119	213
SL/Other	SL	1	1	1	1	-
Civil Support	VS	105	179	179	100	79
<b>Adult Total</b>		<b>605</b>	<b>1,665</b>	<b>1,671</b>	<b>581</b>	<b>1,089</b>
<b><u>Juvenile</u></b>						
Abuse or Neglect	AN	33	124	124	36	88
Non-Family Abuse Prot Order	AP	1	2	2	1	1
Capias	CA	0	2	2	1	1
Custody Relief	CR	8	11	11	8	3
Child in Need of Services	CS	1	2	2	1	1
Custody Visitation	CV	463	1,030	1,030	511	518
Felony	DF	13	108	108	26	82
Misdemeanor	DM	105	365	365	147	218
Emancipation	EP	2	4	4	2	2
Entrustment	ET	3	3	3	3	-
Foster Care Review	FC	40	40	40	40	-
Initial Foster Care	IF	25	25	25	25	-
Motion - Prot Order	MP	1	1	1	1	-
Permanency	PH	41	45	45	41	4
Petition	PT	8	15	15	7	8
Remand Custody	RC	14	14	14	14	-
Remand Visitation	RV	14	14	14	14	-
Show Cause	SC	1	1	1	0	1
Status	ST	100	128	128	101	27
Traffic	T	109	160	174	122	52
Term Parental Rights	TP	20	44	44	8	36
Truancy	TR	9	26	26	8	18
Voluntary Continuing Services Agreement	VA	10	13	13	12	1
<b>Juvenile Total</b>		<b>1,021</b>	<b>2,177</b>	<b>2,191</b>	<b>1,129</b>	<b>1,061</b>
<b>Bristol Totals</b>		<b>1,626</b>	<b>3,842</b>	<b>3,862</b>	<b>1,710</b>	<b>2,150</b>

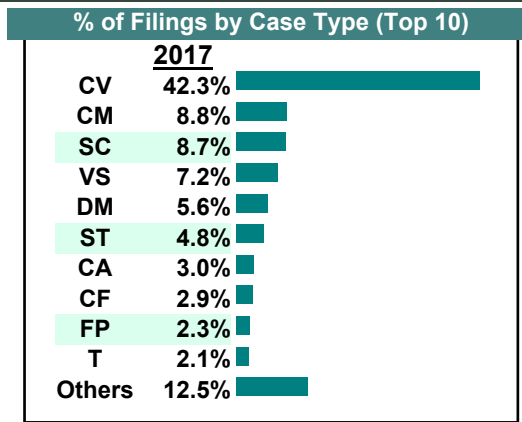
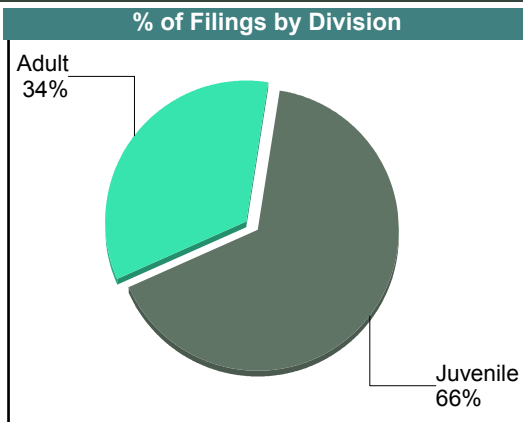
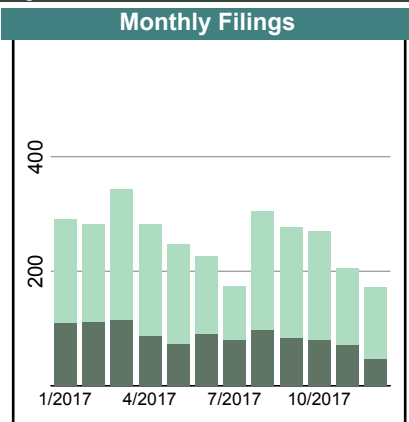


# CASELOAD STATISTICS OF THE JUVENILE & DOMESTIC RELATIONS COURTS

January 2017 thru December 2017

**Smyth**  
District: 28

		<u>Filings</u>	<u>Hearings</u>	<u>Transactions</u>	<u>Concluded</u>	<u>Cont</u>
<b>Adult</b>						
Non-Family Abuse Prot Order	AP	2	2	2	2	-
Capias	CA	90	328	328	117	211
Felony	CF	88	323	323	89	234
Misdemeanor	CM	271	860	860	315	545
Family Abuse - Prot Order	FP	67	157	157	73	84
Motion - Prot Order	MP	19	32	32	19	13
Other	OT	8	8	8	8	-
Protective Order	PC	1	1	1	1	-
Remand Support	RS	31	32	32	32	-
Show Cause	SC	251	837	837	298	539
SL/Other	SL	2	2	2	2	-
Civil Support	VS	220	477	477	253	224
<b>Adult Total</b>		<b>1,050</b>	<b>3,059</b>	<b>3,059</b>	<b>1,209</b>	<b>1,850</b>
<b>Juvenile</b>						
Abuse or Neglect	AN	42	134	134	34	100
Non-Family Abuse Prot Order	AP	2	4	4	2	2
Capias	CA	2	4	4	2	2
Custody Relief	CR	1	2	2	0	2
Child in Need of Services	CS	3	8	8	4	4
Custody Visitation	CV	1,301	3,127	3,127	1,426	1,701
Felony	DF	32	128	128	37	91
Misdemeanor	DM	171	457	458	180	278
Entrustment	ET	17	22	22	18	4
Foster Care Review	FC	29	29	29	29	-
Family Abuse - Prot Order	FP	3	5	5	3	2
Initial Foster Care	IF	15	15	15	15	-
Motion - Prot Order	MP	10	12	12	11	1
Permanency	PH	34	34	34	34	-
Petition	PT	8	19	19	10	9
Remand Custody	RC	54	56	56	56	-
Remand Visitation	RV	54	56	56	56	-
Show Cause	SC	15	43	43	14	29
Status	ST	149	187	202	149	53
Traffic	T	64	104	111	71	40
Term Parental Rights	TP	12	45	45	19	26
Truancy	TR	4	11	11	4	7
Voluntary Continuing Services Agreement	VA	3	3	3	2	1
<b>Juvenile Total</b>		<b>2,025</b>	<b>4,505</b>	<b>4,528</b>	<b>2,176</b>	<b>2,352</b>
<b>Smyth Totals</b>		<b>3,075</b>	<b>7,564</b>	<b>7,587</b>	<b>3,385</b>	<b>4,202</b>



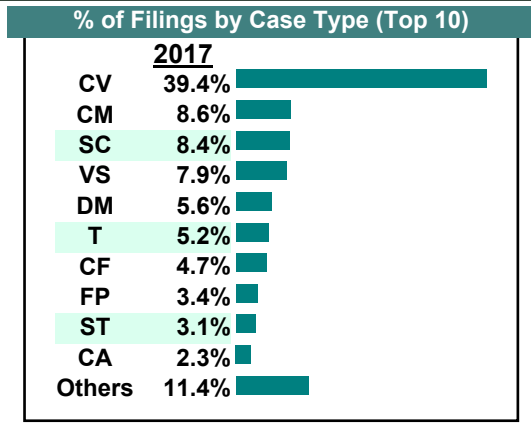
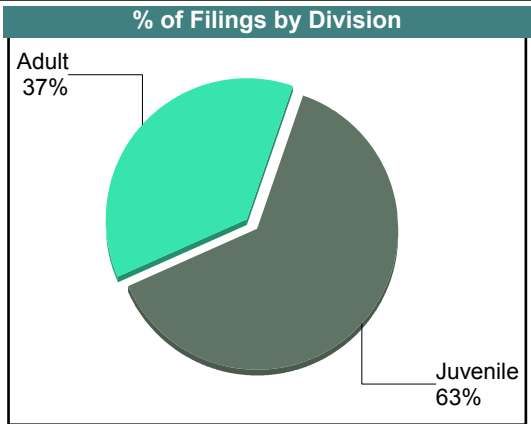
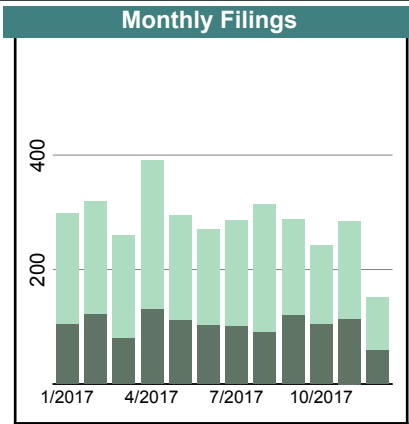
# CASELOAD STATISTICS OF THE JUVENILE & DOMESTIC RELATIONS COURTS

January 2017 thru December 2017

Washington

District: 28

		<u>Filings</u>	<u>Hearings</u>	<u>Transactions</u>	<u>Concluded</u>	<u>Cont</u>
<b>Adult</b>						
Non-Family Abuse Prot Order	AP	2	6	6	2	4
Capias	CA	79	272	272	107	165
Felony	CF	161	569	569	160	409
Misdemeanor	CM	293	931	931	321	609
Family Abuse - Prot Order	FP	115	316	316	122	194
Motion - Prot Order	MP	22	31	31	22	9
Other	OT	7	23	23	8	15
Remand Support	RS	14	14	14	14	-
Show Cause	SC	283	940	940	342	598
SL/Other	SL	7	7	7	7	-
Civil Support	VS	270	583	583	258	324
<b>Adult Total</b>		<b>1,253</b>	<b>3,692</b>	<b>3,692</b>	<b>1,363</b>	<b>2,327</b>
<b>Juvenile</b>						
Abuse or Neglect	AN	66	218	218	64	154
Non-Family Abuse Prot Order	AP	8	14	14	8	6
Capias	CA	0	1	1	1	-
Custody Relief	CR	11	20	20	11	9
Child in Need of Services	CS	4	11	11	4	7
Custody Visitation	CV	1,339	3,148	3,148	1,263	1,883
Felony	DF	31	138	138	17	121
Misdemeanor	DM	189	536	536	216	320
Emancipation	EP	1	1	1	1	-
Entrustment	ET	7	7	7	7	-
Foster Care Review	FC	35	35	35	33	2
Initial Foster Care	IF	21	21	21	21	-
Motion - Prot Order	MP	3	3	3	3	-
Permanency	PH	60	61	61	60	1
Petition	PT	9	20	20	10	10
Remand Custody	RC	25	25	25	25	-
Remand Visitation	RV	25	25	25	25	-
Show Cause	SC	1	4	4	2	2
Status	ST	105	157	161	108	53
Traffic	T	176	234	270	166	104
Term Parental Rights	TP	17	52	52	15	37
Truancy	TR	9	42	42	12	30
Voluntary Continuing Services Agreement	VA	5	5	5	5	-
<b>Juvenile Total</b>		<b>2,147</b>	<b>4,778</b>	<b>4,818</b>	<b>2,077</b>	<b>2,739</b>
<b>Washington Totals</b>		<b>3,400</b>	<b>8,470</b>	<b>8,510</b>	<b>3,440</b>	<b>5,066</b>





Filings by Court & Division

	<u>Bristol</u>		<u>Smyth</u>		<u>Washington</u>		<u>Total</u>
<b>A</b> Adult Misdemeanor	192	25%	271	36%	293	39%	756
Show Cause	93	15%	251	40%	283	45%	627
Civil Support	105	18%	220	37%	270	45%	595
Adult Felony	78	24%	88	27%	161	49%	327
Family Abuse - Prot Ord	67	27%	67	27%	115	46%	249
Capias	37	18%	90	44%	79	38%	206
Motion - Prot Order	16	28%	19	33%	22	39%	57
Remand Support	8	15%	31	58%	14	26%	53
Other	3	17%	8	44%	7	39%	18
SL/Other	1	10%	2	20%	7	70%	10
Non-Family Abuse Prot	3	43%	2	29%	2	29%	7
Bond Forfeiture	1	100%	-	0%	-	0%	1
Criminal Support	1	100%	-	0%	-	0%	1
Protective Order	-	0%	1	100%	-	0%	1
<b>Total</b>	<b>605</b>	<b>21%</b>	<b>1,050</b>	<b>36%</b>	<b>1,253</b>	<b>43%</b>	<b>2,908</b>
<b>J</b> Custody Visitation	463	15%	1,301	42%	1,339	43%	3,103
Delinquency	118	22%	203	38%	220	41%	541
Status Offense/Other	100	28%	149	42%	105	30%	354
Traffic	109	31%	64	18%	176	50%	349
Abuse or Neglect	33	23%	42	30%	66	47%	141
Permanency	41	30%	34	25%	60	44%	135
Foster Care Review	40	38%	29	28%	35	34%	104
Remand Custody	14	15%	54	58%	25	27%	93
Remand Visitation	14	15%	54	58%	25	27%	93
Initial Foster Care	25	41%	15	25%	21	34%	61
Term Parental Rights	20	41%	12	24%	17	35%	49
Entrustment	3	11%	17	63%	7	26%	27
Paternity	8	32%	8	32%	9	36%	25
Truancy	9	41%	4	18%	9	41%	22
Custody Relief	8	40%	1	5%	11	55%	20
Voluntary Continuing S	10	56%	3	17%	5	28%	18
Show Cause	1	6%	15	88%	1	6%	17
Motion - Prot Order	1	7%	10	71%	3	21%	14
Non-Family Abuse Prot	1	9%	2	18%	8	73%	11
Child in Need of Service	1	13%	3	38%	4	50%	8
Emancipation	2	67%	-	0%	1	33%	3
Family Abuse - Prot Ord	-	0%	3	100%	-	0%	3
Capias	-	0%	2	100%	-	0%	2
<b>Total</b>	<b>1,021</b>	<b>20%</b>	<b>2,025</b>	<b>39%</b>	<b>2,147</b>	<b>41%</b>	<b>5,193</b>
<b>Total</b>	<b>1,626</b>	<b>20%</b>	<b>3,075</b>	<b>38%</b>	<b>3,400</b>	<b>42%</b>	<b>8,101</b>

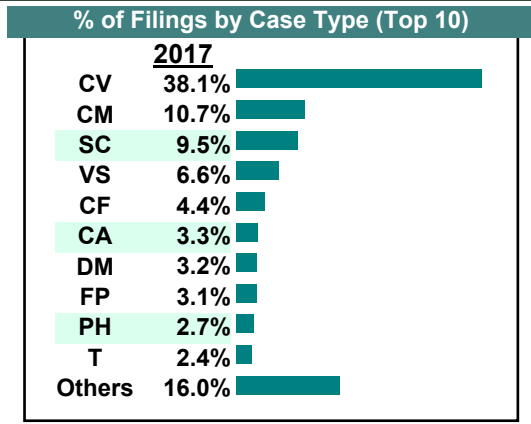
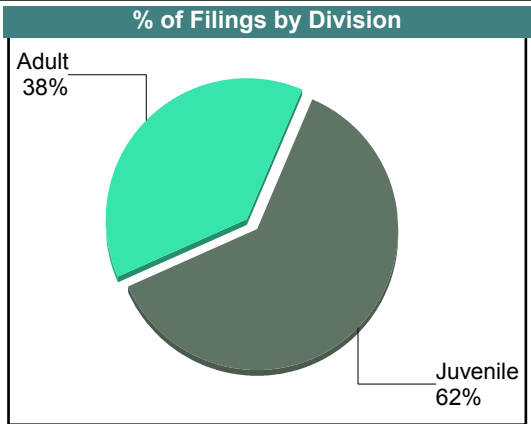
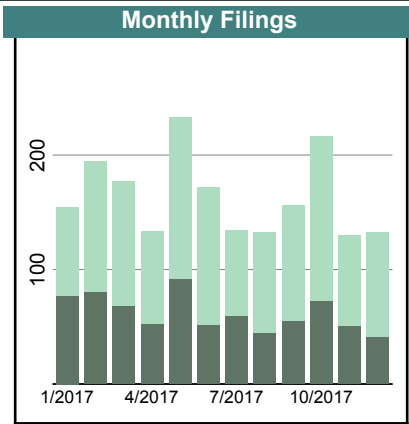
# CASELOAD STATISTICS OF THE JUVENILE & DOMESTIC RELATIONS COURTS

January 2017 thru December 2017

**Buchanan**

District: 29

		<u>Filings</u>	<u>Hearings</u>	<u>Transactions</u>	<u>Concluded</u>	<u>Cont</u>
<b><u>Adult</u></b>						
Non-Family Abuse Prot Order	AP	3	3	3	3	-
Bond Forfeiture	BF	1	2	2	0	2
Capias	CA	64	205	205	60	145
Felony	CF	87	305	310	82	228
Misdemeanor	CM	210	743	743	207	536
Family Abuse - Prot Order	FP	61	127	127	59	68
Motion - Prot Order	MP	5	7	7	5	2
Protective Order	PC	2	4	4	2	2
Remand Support	RS	5	5	5	5	-
Show Cause	SC	182	643	643	188	455
Civil Support	VS	129	277	277	111	166
<b>Adult Total</b>		<b>749</b>	<b>2,321</b>	<b>2,326</b>	<b>722</b>	<b>1,604</b>
<b><u>Juvenile</u></b>						
Abuse or Neglect	AN	27	105	105	27	78
Non-Family Abuse Prot Order	AP	4	7	7	3	4
Child in Need of Services	CS	12	53	53	13	40
Custody Visitation	CV	750	1,995	1,995	729	1,266
Felony	DF	29	218	218	44	174
Misdemeanor	DM	63	286	286	70	216
Entrustment	ET	10	14	14	10	4
Foster Care Review	FC	41	43	43	42	1
Family Abuse - Prot Order	FP	1	3	3	1	2
Initial Foster Care	IF	23	24	24	23	1
Motion - Prot Order	MP	20	27	27	22	5
Protective Order	PC	1	3	3	1	2
Permanency	PH	53	64	64	55	9
Petition	PT	7	16	16	6	10
Remand Custody	RC	19	19	19	19	-
Child at Risk	RI	27	112	112	28	84
Remand Visitation	RV	18	18	18	18	-
Show Cause	SC	5	13	13	5	8
Status	ST	17	33	33	20	13
Traffic	T	48	90	93	53	40
Term Parental Rights	TP	15	41	41	18	23
Truancy	TR	28	92	92	12	80
Voluntary Continuing Services Agreement	VA	2	2	2	2	-
<b>Juvenile Total</b>		<b>1,220</b>	<b>3,278</b>	<b>3,281</b>	<b>1,221</b>	<b>2,060</b>
<b>Buchanan Totals</b>		<b>1,969</b>	<b>5,599</b>	<b>5,607</b>	<b>1,943</b>	<b>3,664</b>



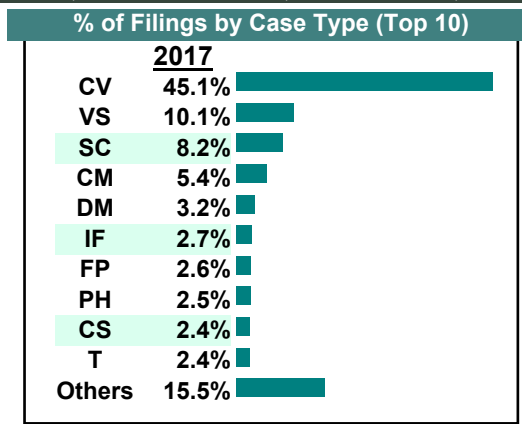
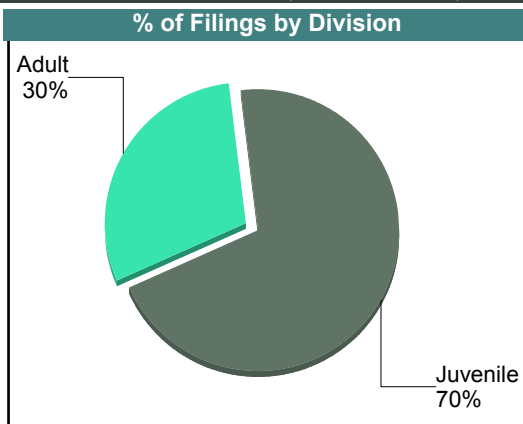
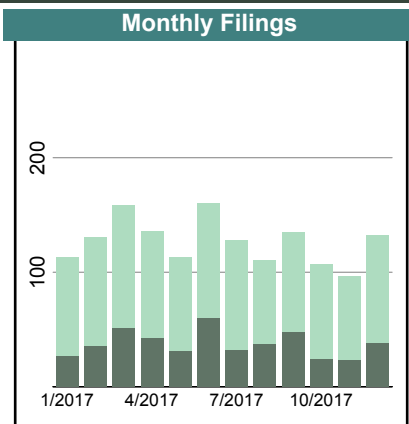
# CASELOAD STATISTICS OF THE JUVENILE & DOMESTIC RELATIONS COURTS

January 2017 thru December 2017

Dickenson

District: 29

		<u>Filings</u>	<u>Hearings</u>	<u>Transactions</u>	<u>Concluded</u>	<u>Cont</u>
<b>Adult</b>						
Non-Family Abuse Prot Order	AP	2	4	4	2	2
Capias	CA	20	44	44	21	23
Felony	CF	16	51	51	20	31
Misdemeanor	CM	82	233	233	82	151
Family Abuse - Prot Order	FP	39	77	77	44	33
Motion - Prot Order	MP	3	8	8	3	5
Remand Support	RS	17	17	17	17	-
Show Cause	SC	119	352	352	135	217
SL/Other	SL	2	2	2	2	-
Civil Support	VS	154	309	309	151	158
<b>Adult Total</b>		<b>454</b>	<b>1,097</b>	<b>1,097</b>	<b>477</b>	<b>620</b>
<b>Juvenile</b>						
Abuse or Neglect	AN	34	136	136	43	93
Non-Family Abuse Prot Order	AP	1	3	3	2	1
Child in Need of Services	CS	36	103	103	27	76
Custody Visitation	CV	686	1,666	1,666	590	1,076
Felony	DF	13	49	49	12	37
Misdemeanor	DM	49	131	131	49	82
Emancipation	EP	1	1	1	1	-
Entrustment	ET	11	16	16	11	5
Foster Care Review	FC	35	37	37	35	2
Initial Foster Care	IF	41	45	45	41	4
Motion - Prot Order	MP	10	11	11	10	1
Permanency	PH	38	47	47	37	10
Petition	PT	7	17	17	5	12
Child at Risk	RI	10	42	42	11	31
Show Cause	SC	6	9	9	6	3
Status	ST	22	68	68	25	43
Traffic	T	36	49	57	31	26
Term Parental Rights	TP	15	29	29	13	16
Truancy	TR	17	48	48	17	31
<b>Juvenile Total</b>		<b>1,068</b>	<b>2,507</b>	<b>2,515</b>	<b>966</b>	<b>1,549</b>
<b>Dickenson Totals</b>		<b>1,522</b>	<b>3,604</b>	<b>3,612</b>	<b>1,443</b>	<b>2,169</b>

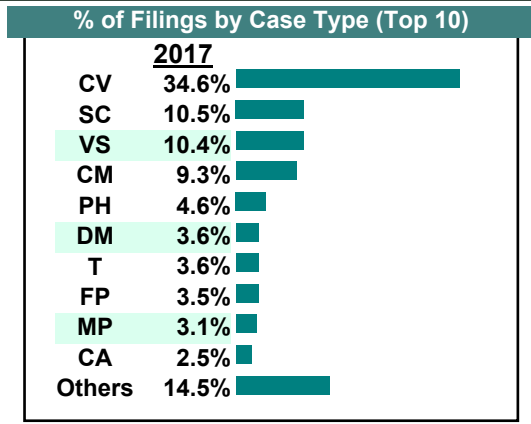
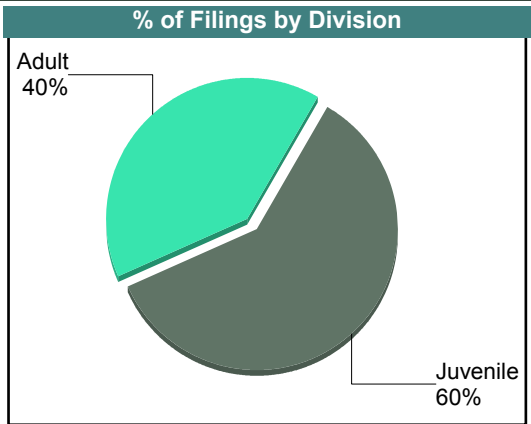
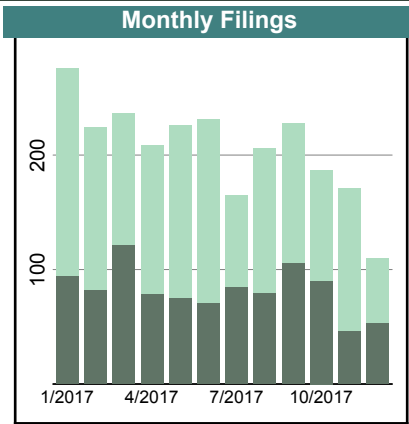


# CASELOAD STATISTICS OF THE JUVENILE & DOMESTIC RELATIONS COURTS

January 2017 thru December 2017

**Russell**  
District: 29

		<u>Filings</u>	<u>Hearings</u>	<u>Transactions</u>	<u>Concluded</u>	<u>Cont</u>
<b>Adult</b>						
Non-Family Abuse Prot Order	AP	1	1	1	1	-
Capias	CA	57	180	180	65	115
Felony	CF	49	245	245	62	183
Misdemeanor	CM	230	829	829	220	609
Family Abuse - Prot Order	FP	86	187	187	79	108
Motion - Prot Order	MP	33	44	44	32	12
Other	OT	2	2	2	2	-
Violation of PO	PV	8	8	8	8	-
Remand Support	RS	7	7	7	7	-
Show Cause	SC	257	965	965	311	654
Civil Support	VS	256	487	487	249	238
<b>Adult Total</b>		<b>986</b>	<b>2,955</b>	<b>2,955</b>	<b>1,036</b>	<b>1,919</b>
<b>Juvenile</b>						
Abuse or Neglect	AN	48	166	166	55	111
Non-Family Abuse Prot Order	AP	4	10	10	1	9
Capias	CA	4	7	7	3	4
Custody Relief	CR	2	3	3	2	1
Child in Need of Services	CS	21	79	79	25	54
Custody Visitation	CV	854	1,929	1,929	820	1,109
Felony	DF	21	151	151	37	114
Misdemeanor	DM	88	273	273	94	179
Entrustment	ET	12	17	17	14	3
Foster Care Review	FC	34	40	40	34	6
Family Abuse - Prot Order	FP	1	2	2	1	1
Initial Foster Care	IF	27	30	30	27	3
Motion - Prot Order	MP	43	99	99	39	60
Permanency	PH	114	125	125	113	12
Petition	PT	22	51	51	18	33
Remand Custody	RC	10	10	10	10	-
Remand Visitation	RV	12	12	12	12	-
Show Cause	SC	2	3	3	2	1
Status	ST	42	87	87	38	49
Traffic	T	88	129	145	77	68
Term Parental Rights	TP	23	56	56	21	35
Truancy	TR	9	27	27	9	18
Voluntary Continuing Services Agreement	VA	3	3	3	3	-
<b>Juvenile Total</b>		<b>1,484</b>	<b>3,309</b>	<b>3,325</b>	<b>1,455</b>	<b>1,870</b>
<b>Russell Totals</b>		<b>2,470</b>	<b>6,264</b>	<b>6,280</b>	<b>2,491</b>	<b>3,789</b>



# CASELOAD STATISTICS OF THE JUVENILE & DOMESTIC RELATIONS COURTS

January 2017 thru December 2017

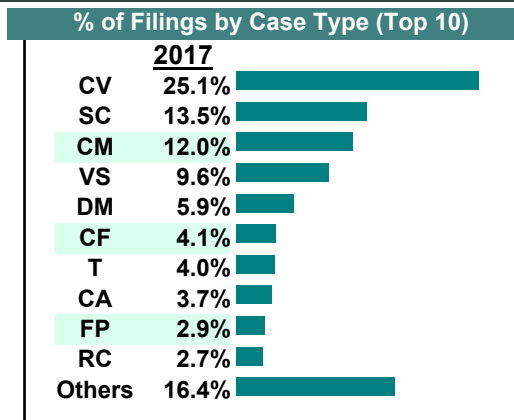
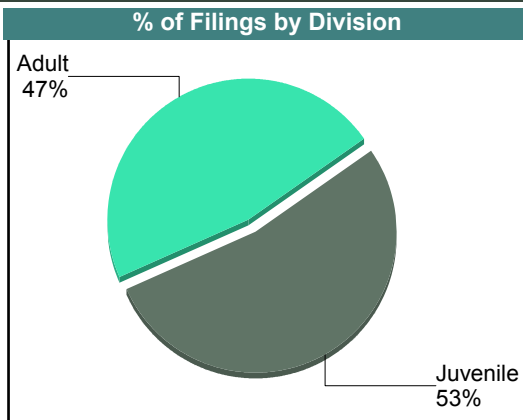
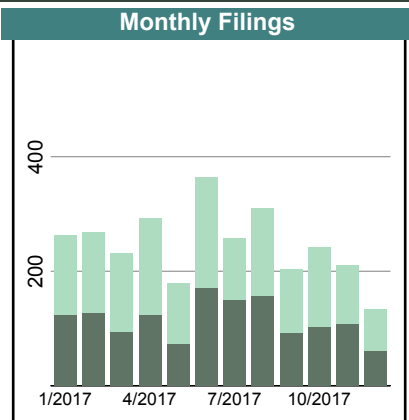
**Tazewell**

District: 29

		<u>Filings</u>	<u>Hearings</u>	<u>Transactions</u>	<u>Concluded</u>	<u>Cont</u>
<b>Adult</b>						
Non-Family Abuse Prot Order	AP	2	3	3	2	1
Capias	CA	109	349	349	122	227
Felony	CF	122	462	505	126	379
Misdemeanor	CM	356	1,367	1,367	412	955
Family Abuse - Prot Order	FP	87	212	212	91	121
Motion - Prot Order	MP	22	38	38	23	15
Other	OT	2	11	11	3	8
Remand Support	RS	30	30	30	30	-
Show Cause	SC	368	1,345	1,345	421	924
SL/Other	SL	8	9	9	8	1
Civil Support	VS	283	641	641	303	338
<b>Adult Total</b>		<b>1,389</b>	<b>4,467</b>	<b>4,510</b>	<b>1,541</b>	<b>2,969</b>

<b>Juvenile</b>						
Abuse or Neglect	AN	71	231	231	60	171
Non-Family Abuse Prot Order	AP	7	15	15	3	12
Custody Relief	CR	8	15	15	7	8
Child in Need of Services	CS	11	59	59	14	45
Custody Visitation	CV	741	1,981	1,981	752	1,229
Felony	DF	23	207	207	34	173
Misdemeanor	DM	175	612	612	182	430
Emancipation	EP	2	2	2	2	-
Entrustment	ET	17	27	27	17	10
Foster Care Review	FC	30	33	33	30	3
Family Abuse - Prot Order	FP	0	1	1	1	-
Initial Foster Care	IF	31	32	32	31	1
Motion - Prot Order	MP	18	34	34	18	16
Protective Order	PC	2	7	7	2	5
Permanency	PH	52	56	56	52	4
Petition	PT	18	31	31	18	13
Remand Custody	RC	80	80	80	80	-
Child at Risk	RI	11	36	36	9	27
Show Cause	SC	32	63	63	33	30
Status	ST	58	97	100	56	44
Traffic	T	119	190	196	121	75
Term Parental Rights	TP	16	55	55	23	32
Truancy	TR	44	236	236	59	177
Voluntary Continuing Services Agreement	VA	1	1	1	1	-
<b>Juvenile Total</b>		<b>1,567</b>	<b>4,101</b>	<b>4,110</b>	<b>1,605</b>	<b>2,505</b>

<b>Tazewell Totals</b>		<b>2,956</b>	<b>8,568</b>	<b>8,620</b>	<b>3,146</b>	<b>5,474</b>
------------------------	--	--------------	--------------	--------------	--------------	--------------



Filings by Court & Division

	<u>Buchanan</u>		<u>Dickenson</u>		<u>Russell</u>		<u>Tazewell</u>		<u>Total</u>
<b>A</b>									
Show Cause	182	20%	119	13%	257	28%	368	40%	926
Adult Misdemeanor	210	24%	82	9%	230	26%	356	41%	878
Civil Support	129	16%	154	19%	256	31%	283	34%	822
Adult Felony	87	32%	16	6%	49	18%	122	45%	274
Family Abuse - Prot Ord	61	22%	39	14%	86	32%	87	32%	273
Capias	64	26%	20	8%	57	23%	109	44%	250
Motion - Prot Order	5	8%	3	5%	33	52%	22	35%	63
Remand Support	5	8%	17	29%	7	12%	30	51%	59
SL/Other	-	0%	2	20%	-	0%	8	80%	10
Non-Family Abuse Prot	3	38%	2	25%	1	13%	2	25%	8
Violation of PO	-	0%	-	0%	8	100%	-	0%	8
Other	-	0%	-	0%	2	50%	2	50%	4
Protective Order	2	100%	-	0%	-	0%	-	0%	2
Bond Forfeiture	1	100%	-	0%	-	0%	-	0%	1
<b>Total</b>	<b>749</b>	<b>21%</b>	<b>454</b>	<b>13%</b>	<b>986</b>	<b>28%</b>	<b>1,389</b>	<b>39%</b>	<b>3,578</b>
<b>J</b>									
Custody Visitation	750	25%	686	23%	854	28%	741	24%	3,031
Delinquency	92	20%	62	13%	109	24%	198	43%	461
Traffic	48	16%	36	12%	88	30%	119	41%	291
Permanency	53	21%	38	15%	114	44%	52	20%	257
Abuse or Neglect	27	15%	34	19%	48	27%	71	39%	180
Foster Care Review	41	29%	35	25%	34	24%	30	21%	140
Status Offense/Other	17	12%	22	16%	42	30%	58	42%	139
Initial Foster Care	23	19%	41	34%	27	22%	31	25%	122
Remand Custody	19	17%	-	0%	10	9%	80	73%	109
Truancy	28	29%	17	17%	9	9%	44	45%	98
Motion - Prot Order	20	22%	10	11%	43	47%	18	20%	91
Child in Need of Service	12	15%	36	45%	21	26%	11	14%	80
Term Parental Rights	15	22%	15	22%	23	33%	16	23%	69
Paternity	7	13%	7	13%	22	41%	18	33%	54
Entrustment	10	20%	11	22%	12	24%	17	34%	50
Child at Risk	27	56%	10	21%	-	0%	11	23%	48
Show Cause	5	11%	6	13%	2	4%	32	71%	45
Remand Visitation	18	60%	-	0%	12	40%	-	0%	30
Non-Family Abuse Prot	4	25%	1	6%	4	25%	7	44%	16
Custody Relief	-	0%	-	0%	2	20%	8	80%	10
Voluntary Continuing Su	2	33%	-	0%	3	50%	1	17%	6
Capias	-	0%	-	0%	4	100%	-	0%	4
Emancipation	-	0%	1	33%	-	0%	2	67%	3
Protective Order	1	33%	-	0%	-	0%	2	67%	3
Family Abuse - Prot Ord	1	50%	-	0%	1	50%	-	0%	2
<b>Total</b>	<b>1,220</b>	<b>23%</b>	<b>1,068</b>	<b>20%</b>	<b>1,484</b>	<b>28%</b>	<b>1,567</b>	<b>29%</b>	<b>5,339</b>
<b>Total</b>	<b>1,969</b>	<b>22%</b>	<b>1,522</b>	<b>17%</b>	<b>2,470</b>	<b>28%</b>	<b>2,956</b>	<b>33%</b>	<b>8,917</b>

# CASELOAD STATISTICS OF THE JUVENILE & DOMESTIC RELATIONS COURTS

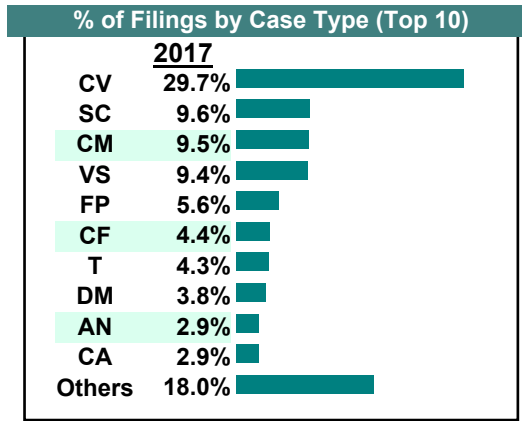
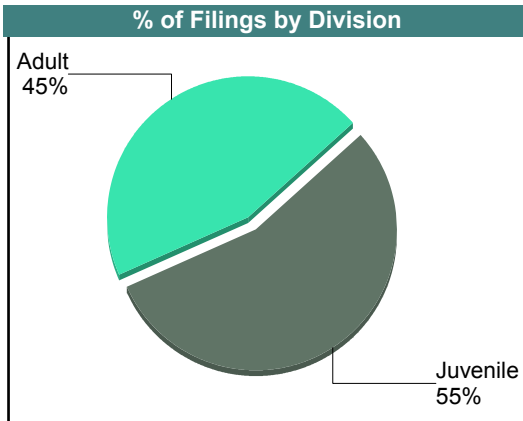
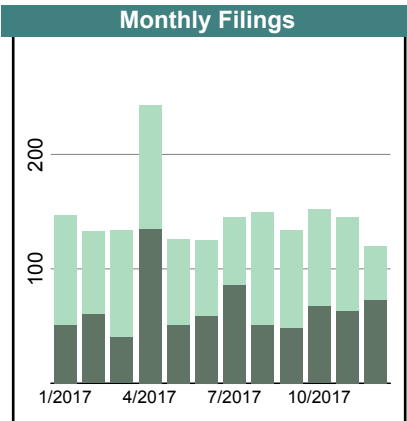
January 2017 thru December 2017

Lee District: 30

		Filings	Hearings	Transactions	Concluded	Cont
<b>Adult</b>						
Non-Family Abuse Prot Order	AP	3	7	7	3	4
Capias	CA	49	153	153	50	103
Felony	CF	77	253	254	80	174
Misdemeanor	CM	167	539	539	169	370
Family Abuse - Prot Order	FP	98	204	204	98	106
Motion - Prot Order	MP	19	21	21	19	2
Other	OT	43	86	86	43	43
Remand Support	RS	7	8	8	8	-
Show Cause	SC	159	704	704	198	506
SL/Other	SL	3	3	3	3	-
Civil Support	VS	164	343	343	167	176
<b>Adult Total</b>		<b>789</b>	<b>2,321</b>	<b>2,322</b>	<b>838</b>	<b>1,484</b>

<b>Juvenile</b>						
Abuse or Neglect	AN	51	167	167	49	118
Non-Family Abuse Prot Order	AP	4	7	7	4	3
Capias	CA	1	4	4	1	3
Custody Relief	CR	4	9	9	7	2
Child in Need of Services	CS	4	23	23	4	19
Custody Visitation	CV	520	1,364	1,364	506	858
Felony	DF	4	51	51	13	38
Misdemeanor	DM	67	208	210	64	146
Emancipation	EP	2	5	5	3	2
Entrustment	ET	6	6	6	6	-
Foster Care Review	FC	45	45	45	45	-
Initial Foster Care	IF	23	25	25	23	2
Juv Support	JS	0	1	1	1	-
Permanency	PH	42	45	45	42	3
Petition	PT	3	10	10	4	6
Remand Custody	RC	10	10	10	10	-
Child at Risk	RI	8	10	10	8	2
RR	RR	4	10	10	3	7
Remand Visitation	RV	10	10	10	10	-
Show Cause	SC	10	16	16	10	6
Status	ST	21	43	43	23	20
Traffic	T	75	83	121	79	42
Term Parental Rights	TP	13	21	21	14	7
Truancy	TR	30	157	157	42	115
Voluntary Continuing Services Agreement	VA	7	7	7	7	-
<b>Juvenile Total</b>		<b>964</b>	<b>2,337</b>	<b>2,377</b>	<b>978</b>	<b>1,399</b>

<b>Lee Totals</b>		<b>1,753</b>	<b>4,658</b>	<b>4,699</b>	<b>1,816</b>	<b>2,883</b>
-------------------	--	--------------	--------------	--------------	--------------	--------------

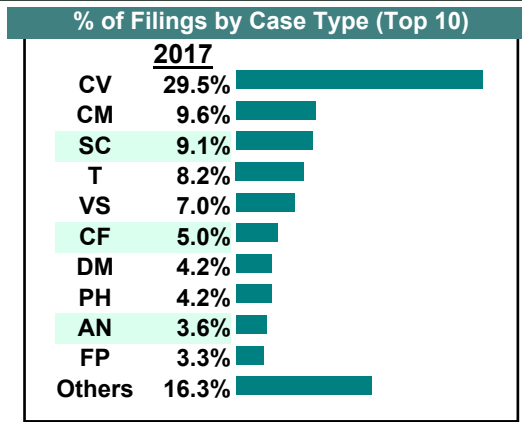
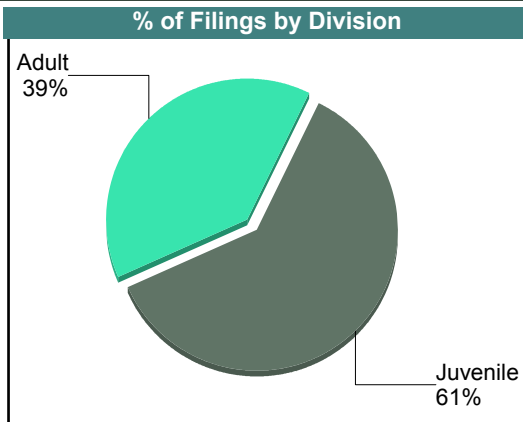
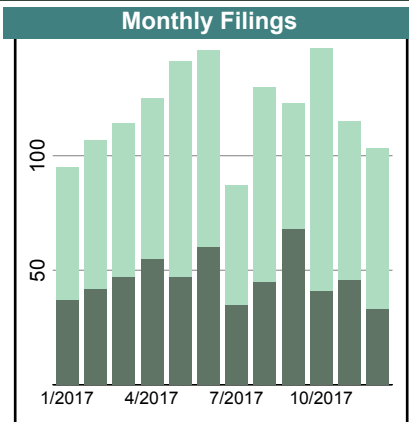


**CASELOAD STATISTICS OF THE JUVENILE & DOMESTIC RELATIONS COURTS**

January 2017 thru December 2017

**Scott**  
District: 30

		<u>Filings</u>	<u>Hearings</u>	<u>Transactions</u>	<u>Concluded</u>	<u>Cont</u>
<b><u>Adult</u></b>						
Capias	CA	41	121	121	42	79
Felony	CF	72	246	256	78	178
Misdemeanor	CM	137	500	500	142	358
Family Abuse - Prot Order	FP	47	78	78	53	25
Motion - Prot Order	MP	9	12	12	9	3
Other	OT	7	73	73	12	61
Remand Support	RS	18	18	18	18	-
Show Cause	SC	121	421	421	118	303
SL/Other	SL	3	3	3	3	-
Civil Support	VS	101	203	203	108	95
<b>Adult Total</b>		<b>556</b>	<b>1,675</b>	<b>1,685</b>	<b>583</b>	<b>1,102</b>
<b><u>Juvenile</u></b>						
Abuse or Neglect	AN	52	162	162	45	117
Custody Relief	CR	4	6	6	4	2
Child in Need of Services	CS	0	4	4	1	3
Custody Visitation	CV	423	1,031	1,031	400	631
Felony	DF	35	158	158	19	139
Misdemeanor	DM	60	322	335	80	255
Entrustment	ET	7	7	7	7	-
Foster Care Review	FC	32	32	32	32	-
Initial Foster Care	IF	24	24	24	24	-
Permanency	PH	60	62	62	61	1
Petition	PT	4	8	8	5	3
Remand Custody	RC	5	5	5	5	-
Remand Visitation	RV	3	3	3	3	-
Show Cause	SC	10	34	34	7	27
Status	ST	13	77	77	24	53
Traffic	T	117	152	204	113	91
Term Parental Rights	TP	25	28	28	25	3
Truancy	TR	1	23	23	8	15
Voluntary Continuing Services Agreement	VA	2	2	2	2	-
<b>Juvenile Total</b>		<b>877</b>	<b>2,140</b>	<b>2,205</b>	<b>865</b>	<b>1,340</b>
<b>Scott Totals</b>		<b>1,433</b>	<b>3,815</b>	<b>3,890</b>	<b>1,448</b>	<b>2,442</b>



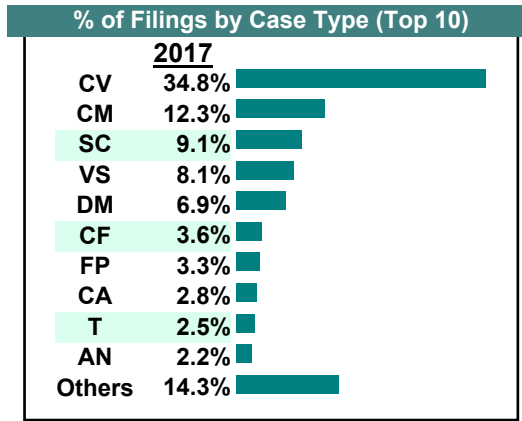
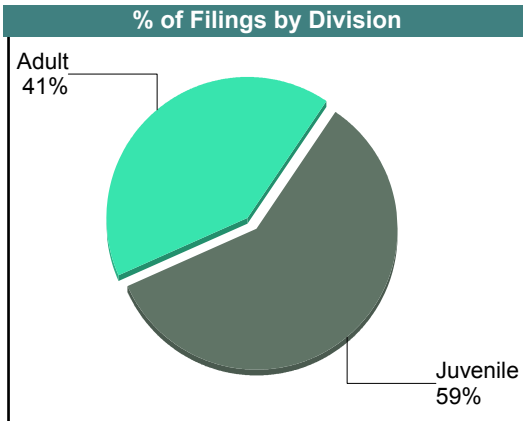
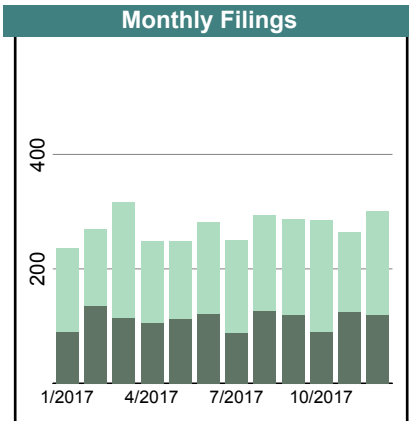


# CASELOAD STATISTICS OF THE JUVENILE & DOMESTIC RELATIONS COURTS

January 2017 thru December 2017

**Wise**  
District: 30

		<u>Filings</u>	<u>Hearings</u>	<u>Transactions</u>	<u>Concluded</u>	<u>Cont</u>
<b>Adult</b>						
Non-Family Abuse Prot Order	AP	7	13	13	9	4
Capias	CA	93	247	247	97	147
Felony	CF	118	393	393	120	273
Misdemeanor	CM	404	1,259	1,259	387	869
Family Abuse - Prot Order	FP	108	229	229	112	115
Motion - Prot Order	MP	16	17	17	16	1
Other	OT	54	366	366	38	328
Remand Support	RS	2	2	2	2	-
Show Cause	SC	278	997	997	296	688
SL/Other	SL	7	7	7	7	-
Civil Support	VS	264	517	517	261	246
<b>Adult Total</b>		<b>1,351</b>	<b>4,047</b>	<b>4,047</b>	<b>1,345</b>	<b>2,671</b>
<b>Juvenile</b>						
Abuse or Neglect	AN	72	221	221	69	152
Custody Relief	CR	7	10	10	6	4
Child in Need of Services	CS	10	71	71	11	60
Custody Visitation	CV	1,142	2,505	2,505	1,054	1,450
Felony	DF	52	224	224	35	189
Misdemeanor	DM	227	1,098	1,098	244	854
Emancipation	EP	3	3	3	3	-
Entrustment	ET	22	27	27	22	5
Foster Care Review	FC	62	65	65	61	4
Initial Foster Care	IF	51	51	51	51	-
Motion - Prot Order	MP	3	3	3	3	-
Permanency	PH	63	73	73	63	10
Petition	PT	3	3	3	3	-
Child at Risk	RI	29	80	80	33	47
RR	RR	1	2	2	1	1
Show Cause	SC	22	37	37	22	15
Status	ST	46	279	279	42	236
Traffic	T	83	137	143	91	52
Term Parental Rights	TP	30	67	67	26	41
<b>Juvenile Total</b>		<b>1,928</b>	<b>4,956</b>	<b>4,962</b>	<b>1,840</b>	<b>3,120</b>
<b>Wise Totals</b>		<b>3,279</b>	<b>9,003</b>	<b>9,009</b>	<b>3,185</b>	<b>5,791</b>



Filings by Court & Division

	<u>Lee</u>		<u>Scott</u>		<u>Wise</u>		<u>Total</u>
<b>A</b> Adult Misdemeanor	167	24%	137	19%	404	57%	<b>708</b>
Show Cause	159	28%	121	22%	278	50%	<b>558</b>
Civil Support	164	31%	101	19%	264	50%	<b>529</b>
Adult Felony	77	29%	72	27%	118	44%	<b>267</b>
Family Abuse - Prot Ord	98	39%	47	19%	108	43%	<b>253</b>
Capias	49	27%	41	22%	93	51%	<b>183</b>
Other	43	41%	7	7%	54	52%	<b>104</b>
Motion - Prot Order	19	43%	9	20%	16	36%	<b>44</b>
Remand Support	7	26%	18	67%	2	7%	<b>27</b>
SL/Other	3	23%	3	23%	7	54%	<b>13</b>
Non-Family Abuse Prot	3	30%	-	0%	7	70%	<b>10</b>
<b>Total</b>	<b>789</b>	<b>29%</b>	<b>556</b>	<b>21%</b>	<b>1,351</b>	<b>50%</b>	<b>2,696</b>
<b>J</b> Custody Visitation	520	25%	423	20%	1,142	55%	<b>2,085</b>
Delinquency	71	16%	95	21%	279	63%	<b>445</b>
Traffic	75	27%	117	43%	83	30%	<b>275</b>
Abuse or Neglect	51	29%	52	30%	72	41%	<b>175</b>
Permanency	42	25%	60	36%	63	38%	<b>165</b>
Foster Care Review	45	32%	32	23%	62	45%	<b>139</b>
Initial Foster Care	23	23%	24	24%	51	52%	<b>98</b>
Status Offense/Other	21	26%	13	16%	46	58%	<b>80</b>
Term Parental Rights	13	19%	25	37%	30	44%	<b>68</b>
Show Cause	10	24%	10	24%	22	52%	<b>42</b>
Child at Risk	8	22%	-	0%	29	78%	<b>37</b>
Entrustment	6	17%	7	20%	22	63%	<b>35</b>
Truancy	30	97%	1	3%	-	0%	<b>31</b>
Custody Relief	4	27%	4	27%	7	47%	<b>15</b>
Remand Custody	10	67%	5	33%	-	0%	<b>15</b>
Child in Need of Service	4	29%	-	0%	10	71%	<b>14</b>
Remand Visitation	10	77%	3	23%	-	0%	<b>13</b>
Paternity	3	30%	4	40%	3	30%	<b>10</b>
Voluntary Continuing S	7	78%	2	22%	-	0%	<b>9</b>
Emancipation	2	40%	-	0%	3	60%	<b>5</b>
Restoration of Parental	4	80%	-	0%	1	20%	<b>5</b>
Non-Family Abuse Prot	4	100%	-	0%	-	0%	<b>4</b>
Motion - Prot Order	-	0%	-	0%	3	100%	<b>3</b>
Capias	1	100%	-	0%	-	0%	<b>1</b>
Juv Support	-	0%	-	0%	-	0%	<b>0</b>
<b>Total</b>	<b>964</b>	<b>26%</b>	<b>877</b>	<b>23%</b>	<b>1,928</b>	<b>51%</b>	<b>3,769</b>
<b>Total</b>	<b>1,753</b>	<b>27%</b>	<b>1,433</b>	<b>22%</b>	<b>3,279</b>	<b>51%</b>	<b>6,465</b>

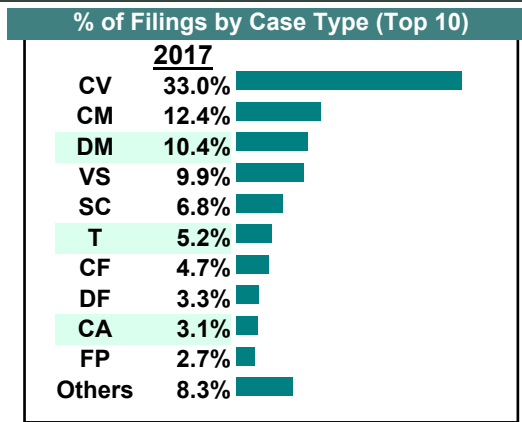
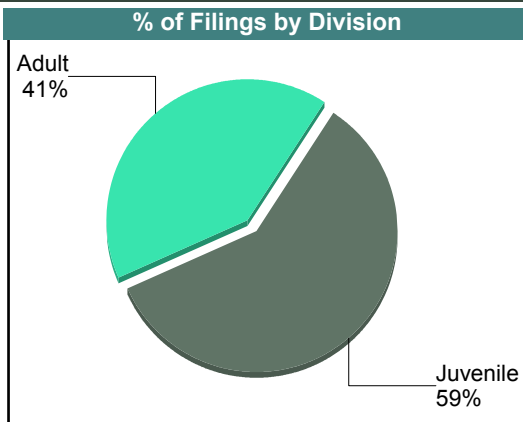
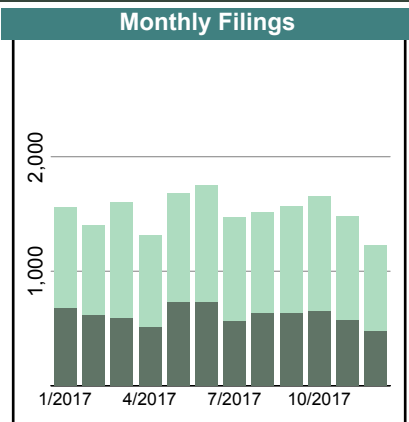
**CASELOAD STATISTICS OF THE JUVENILE & DOMESTIC RELATIONS COURTS**

January 2017 thru December 2017

		<u>Filings</u>	<u>Hearings</u>	<u>Transactions</u>	<u>Concluded</u>	<u>Cont</u>
<b>Adult</b>						
Non-Family Abuse Prot Order	AP	11	24	24	11	13
Bond Forfeiture	BF	5	7	7	5	2
Capias	CA	567	2,232	2,232	776	1,456
Felony	CF	857	4,025	4,067	880	3,187
Misdemeanor	CM	2,265	7,764	7,764	2,240	5,524
Family Abuse - Prot Order	FP	495	1,117	1,117	492	625
Motion - Prot Order	MP	47	75	75	49	26
Other	OT	32	39	39	30	9
Protective Order	PC	1	1	1	1	-
Violation Fam Abuse PO	PS	1	1	1	1	-
Violation of PO	PV	11	11	11	11	-
Remand Support	RS	61	61	61	60	1
Show Cause	SC	1,235	3,390	3,390	1,394	1,996
SL/Other	SL	38	61	61	37	24
Civil Support	VS	1,807	3,954	3,954	1,819	2,135
<b>Adult Total</b>		<b>7,433</b>	<b>22,762</b>	<b>22,804</b>	<b>7,806</b>	<b>14,998</b>

<b>Juvenile</b>						
Abuse or Neglect	AN	131	590	590	133	457
Non-Family Abuse Prot Order	AP	17	41	41	17	24
Capias	CA	0	10	10	4	6
Custody Relief	CR	11	24	24	10	14
Child in Need of Services	CS	23	188	188	38	150
Custody Visitation	CV	6,020	13,008	13,008	5,750	7,258
Felony	DF	601	3,591	3,595	659	2,936
Misdemeanor	DM	1,902	6,827	6,831	2,038	4,793
Emancipation	EP	1	1	1	0	1
Entrustment	ET	1	1	1	1	-
Foster Care Review	FC	68	81	81	70	11
Family Abuse - Prot Order	FP	2	4	4	1	3
Initial Foster Care	IF	43	56	56	41	15
Motion - Prot Order	MP	165	219	219	145	74
Permanency	PH	131	183	183	130	53
Violation Fam Abuse PO	PS	1	1	1	1	-
Petition	PT	93	184	184	88	96
Remand Custody	RC	78	78	78	78	-
Child at Risk	RI	20	79	79	27	52
Remand Visitation	RV	79	80	80	80	-
Show Cause	SC	2	8	8	3	5
Status	ST	334	772	773	318	455
Traffic	T	951	1,253	1,482	952	530
Term Parental Rights	TP	18	42	42	19	23
Truancy	TR	81	665	665	121	544
Voluntary Continuing Services Agreement	VA	15	18	18	14	4
<b>Juvenile Total</b>		<b>10,788</b>	<b>28,004</b>	<b>28,242</b>	<b>10,738</b>	<b>17,504</b>

<b>Prince William Totals</b>		<b>18,221</b>	<b>50,766</b>	<b>51,046</b>	<b>18,544</b>	<b>32,502</b>
------------------------------	--	---------------	---------------	---------------	---------------	---------------



Filings by Court & Division

		<u>Prince William</u>	
<b>A</b>	Adult Misdemeanor	2,265	12.4%
	Civil Support	1,807	9.9%
	Show Cause	1,235	6.8%
	Adult Felony	857	4.7%
	Capias	567	3.1%
	Family Abuse - Prot Order	495	2.7%
	Remand Support	61	0.3%
	Motion - Prot Order	47	0.3%
	SL/Other	38	0.2%
	Other	32	0.2%
	Non-Family Abuse Prot Order	11	0.1%
	Violation of PO	11	0.1%
	Bond Forfeiture	5	0.0%
	Protective Order	1	0.0%
	Violation Fam Abuse PO	1	0.0%
	<b>Total</b>	<b>7,433</b>	<b>41%</b>
<b>J</b>	Custody Visitation	6,020	33.0%
	Delinquency	2,503	13.7%
	Traffic	951	5.2%
	Status Offense/Other	334	1.8%
	Motion - Prot Order	165	0.9%
	Abuse or Neglect	131	0.7%
	Permanency	131	0.7%
	Paternity	93	0.5%
	Truancy	81	0.4%
	Remand Visitation	79	0.4%
	Remand Custody	78	0.4%
	Foster Care Review	68	0.4%
	Initial Foster Care	43	0.2%
	Child in Need of Services	23	0.1%
	Child at Risk	20	0.1%
	Term Parental Rights	18	0.1%
	Non-Family Abuse Prot Order	17	0.1%
	Voluntary Continuing Services Agre	15	0.1%
	Custody Relief	11	0.1%
	Family Abuse - Prot Order	2	0.0%
	Show Cause	2	0.0%
	Emancipation	1	0.0%
	Entrustment	1	0.0%
	Violation Fam Abuse PO	1	0.0%
	Capias	-	0.0%
	<b>Total</b>	<b>10,788</b>	<b>59%</b>
	<b>Total</b>	<b>18,221</b>	<b>100%</b>

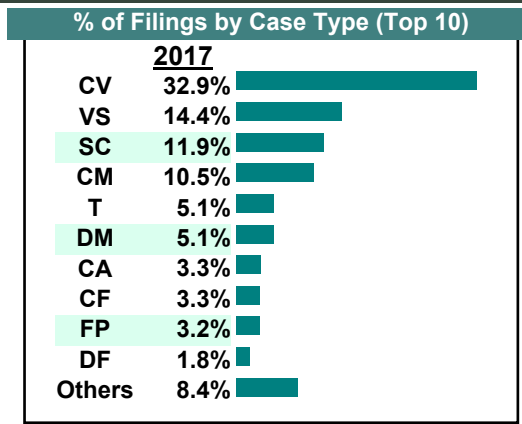
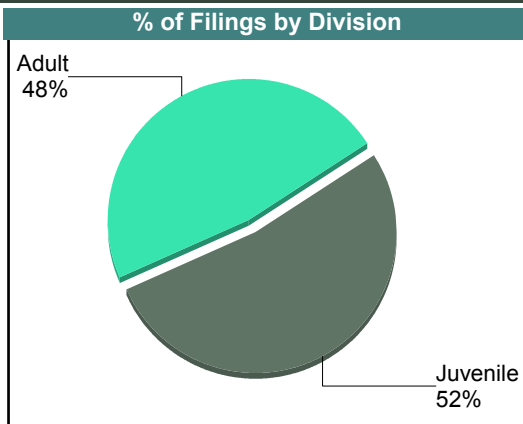
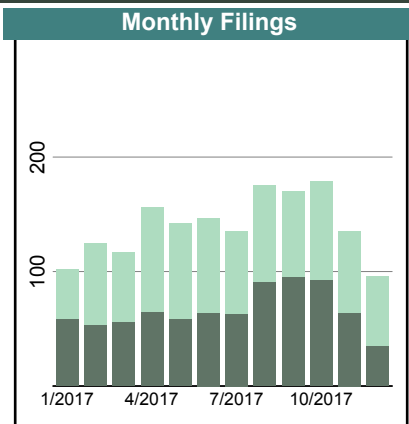
# CASELOAD STATISTICS OF THE JUVENILE & DOMESTIC RELATIONS COURTS

January 2017 thru December 2017

**Accomack**

District: 32

		<u>Filings</u>	<u>Hearings</u>	<u>Transactions</u>	<u>Concluded</u>	<u>Cont</u>
<b>Adult</b>						
Non-Family Abuse Prot Order	AP	3	4	4	2	2
Capias	CA	56	128	128	69	59
Felony	CF	55	146	146	52	94
Misdemeanor	CM	177	397	397	182	215
Family Abuse - Prot Order	FP	50	100	100	52	48
Other	OT	7	13	13	4	9
Remand Support	RS	9	9	9	9	-
Show Cause	SC	200	449	449	222	227
Civil Support	VS	241	391	391	238	153
<b>Adult Total</b>		<b>798</b>	<b>1,637</b>	<b>1,637</b>	<b>830</b>	<b>807</b>
<b>Juvenile</b>						
Abuse or Neglect	AN	21	65	65	22	43
Non-Family Abuse Prot Order	AP	6	8	8	6	2
Capias	CA	0	2	2	1	1
Custody Relief	CR	1	1	1	1	-
Child in Need of Services	CS	3	10	10	4	6
Custody Visitation	CV	552	1,039	1,039	569	470
Felony	DF	31	115	115	36	79
Misdemeanor	DM	85	187	190	74	116
Foster Care Review	FC	11	11	11	11	-
Family Abuse - Prot Order	FP	4	5	5	4	1
Initial Foster Care	IF	12	14	14	12	2
Permanency	PH	8	10	10	6	4
Petition	PT	10	26	26	11	15
Remand Custody	RC	12	12	12	12	-
Restricted O/L	RL	1	1	1	1	-
Remand Visitation	RV	12	12	12	12	-
Status	ST	20	51	51	19	32
Traffic	T	86	95	116	82	34
Term Parental Rights	TP	5	7	7	3	4
<b>Juvenile Total</b>		<b>880</b>	<b>1,671</b>	<b>1,695</b>	<b>886</b>	<b>809</b>
<b>Accomack Totals</b>		<b>1,678</b>	<b>3,308</b>	<b>3,332</b>	<b>1,716</b>	<b>1,616</b>



# CASELOAD STATISTICS OF THE JUVENILE & DOMESTIC RELATIONS COURTS

January 2017 thru December 2017

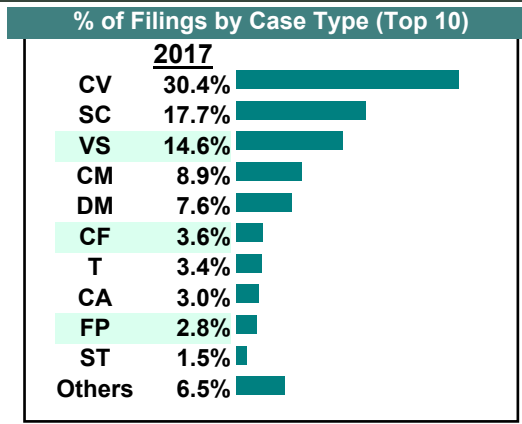
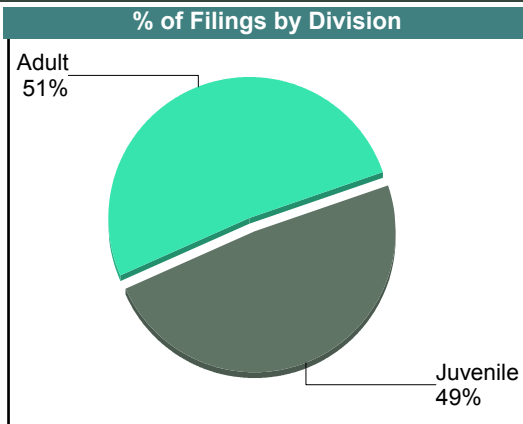
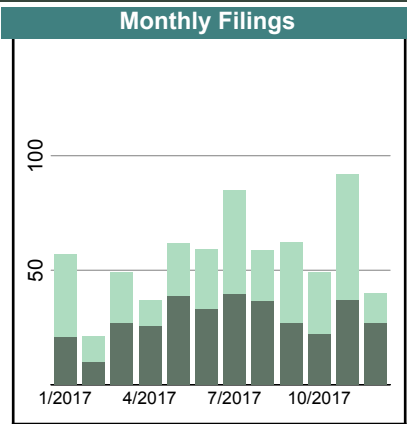
Northampton

District: 32

		<u>Filings</u>	<u>Hearings</u>	<u>Transactions</u>	<u>Concluded</u>	<u>Cont</u>
<b>Adult</b>						
Capias	CA	20	35	35	24	11
Felony	CF	24	56	59	20	39
Misdemeanor	CM	60	155	155	61	94
Family Abuse - Prot Order	FP	19	46	46	18	28
Motion - Prot Order	MP	3	3	3	3	-
Other	OT	1	1	1	1	-
Remand Support	RS	2	2	2	2	-
Show Cause	SC	119	273	273	115	158
Civil Support	VS	98	153	153	98	55
<b>Adult Total</b>		<b>346</b>	<b>724</b>	<b>727</b>	<b>342</b>	<b>385</b>

<b>Juvenile</b>						
Child in Need of Services	CS	1	6	6	1	5
Custody Visitation	CV	204	403	403	203	200
Felony	DF	9	47	47	12	35
Misdemeanor	DM	51	175	175	48	127
Foster Care Review	FC	5	5	5	5	-
Initial Foster Care	IF	1	1	1	1	-
Permanency	PH	3	4	4	3	1
Petition	PT	7	18	18	7	11
Remand Custody	RC	2	2	2	2	-
Remand Visitation	RV	2	2	2	2	-
Status	ST	10	20	20	11	9
Traffic	T	23	31	37	24	13
Term Parental Rights	TP	6	8	8	6	2
Truancy	TR	2	5	5	3	2
<b>Juvenile Total</b>		<b>326</b>	<b>727</b>	<b>733</b>	<b>328</b>	<b>405</b>

<b>Northampton Totals</b>		<b>672</b>	<b>1,451</b>	<b>1,460</b>	<b>670</b>	<b>790</b>
---------------------------	--	------------	--------------	--------------	------------	------------



Filings by Court & Division

	<u>Accomack</u>		<u>Northampton</u>		<u>Total</u>
<b>A</b> Civil Support	241	71%	98	29%	339
Show Cause	200	63%	119	37%	319
Adult Misdemeanor	177	75%	60	25%	237
Adult Felony	55	70%	24	30%	79
Capias	56	74%	20	26%	76
Family Abuse - Prot Ord	50	72%	19	28%	69
Remand Support	9	82%	2	18%	11
Other	7	88%	1	13%	8
Motion - Prot Order	-	0%	3	100%	3
Non-Family Abuse Prot	3	100%	-	0%	3
<b>Total</b>	<b>798</b>	<b>70%</b>	<b>346</b>	<b>30%</b>	<b>1,144</b>
<b>J</b> Custody Visitation	552	73%	204	27%	756
Delinquency	116	66%	60	34%	176
Traffic	86	79%	23	21%	109
Status Offense/Other	20	67%	10	33%	30
Abuse or Neglect	21	100%	-	0%	21
Paternity	10	59%	7	41%	17
Foster Care Review	11	69%	5	31%	16
Remand Custody	12	86%	2	14%	14
Remand Visitation	12	86%	2	14%	14
Initial Foster Care	12	92%	1	8%	13
Permanency	8	73%	3	27%	11
Term Parental Rights	5	45%	6	55%	11
Non-Family Abuse Prot	6	100%	-	0%	6
Child in Need of Service	3	75%	1	25%	4
Family Abuse - Prot Ord	4	100%	-	0%	4
Truancy	-	0%	2	100%	2
Custody Relief	1	100%	-	0%	1
Restricted O/L	1	100%	-	0%	1
Capias	-	0%	-	0%	0
<b>Total</b>	<b>880</b>	<b>73%</b>	<b>326</b>	<b>27%</b>	<b>1,206</b>
<b>Total</b>	<b>1,678</b>	<b>71%</b>	<b>672</b>	<b>29%</b>	<b>2,350</b>