

# CASELOAD STATISTICS OF THE JUVENILE & DOMESTIC RELATIONS COURTS

January 2018 thru December 2018

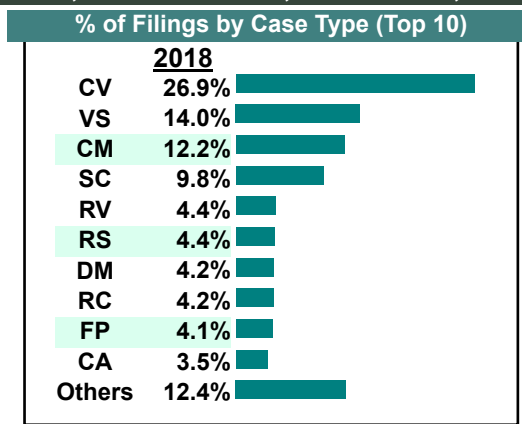
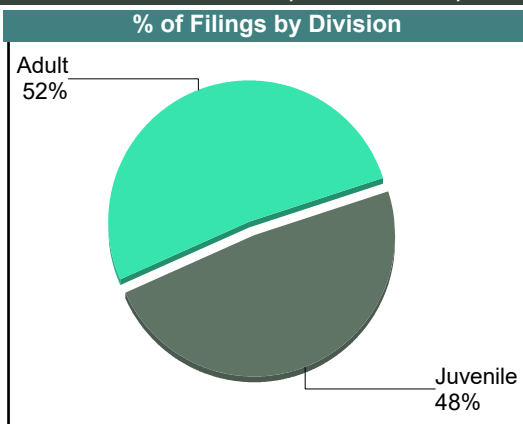
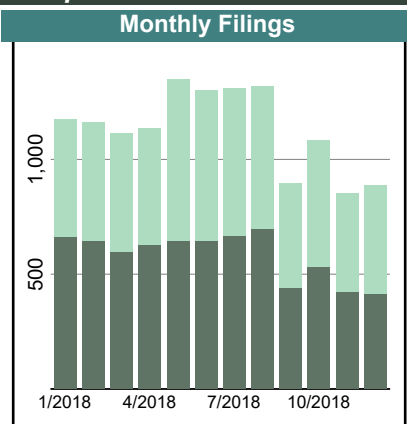
Chesapeake

District: 1

		<u>Filings</u>	<u>Hearings</u>	<u>Transactions</u>	<u>Concluded</u>	<u>Cont</u>
<b>Adult</b>						
Non-Family Abuse Prot Order	AP	31	71	71	33	38
Capias	CA	474	1,927	1,927	628	1,296
Felony	CF	433	1,671	1,671	452	1,219
Misdemeanor	CM	1,651	5,141	5,141	1,626	3,503
Crim Support	CS	2	3	3	2	1
Family Abuse - Prot Order	FP	551	1,309	1,309	544	764
Motion - Prot Order	MP	52	69	69	51	18
Other	OT	4	6	6	4	2
Protective Order	PC	3	3	3	3	-
Violation Fam Abuse PO	PS	1	1	1	1	-
Violation of PO	PV	20	20	20	20	-
Remand Support	RS	592	595	595	594	1
Show Cause	SC	1,289	3,990	3,990	1,396	2,565
SL/Other	SL	5	9	9	7	2
Civil Support	VS	1,896	3,857	3,857	1,970	1,865
<b>Adult Total</b>		<b>7,004</b>	<b>18,672</b>	<b>18,672</b>	<b>7,331</b>	<b>11,274</b>

<b>Juvenile</b>						
Abuse or Neglect	AN	57	217	217	43	174
Non-Family Abuse Prot Order	AP	68	180	180	76	104
Capias	CA	2	5	5	4	1
Custody Relief	CR	3	12	12	3	9
Child in Need of Services	CS	6	16	16	3	13
Custody Visitation	CV	3,653	7,857	7,857	3,653	4,174
Felony	DF	268	1,665	1,665	313	1,352
Misdemeanor	DM	572	2,289	2,292	561	1,729
Emancipation	EP	2	3	3	2	1
Entrustment	ET	10	20	20	12	8
Foster Care Review	FC	38	49	49	34	15
Family Abuse - Prot Order	FP	7	18	18	8	10
Initial Foster Care	IF	13	15	15	9	6
Juv Support	JS	1	5	5	2	3
Motion - Prot Order	MP	3	5	5	1	4
Permanency	PH	65	83	83	62	21
Petition	PT	64	140	140	65	75
Remand Custody	RC	572	573	573	572	1
Remand Visitation	RV	597	603	603	597	6
Show Cause	SC	44	103	103	34	68
Status	ST	17	51	51	22	29
Traffic	T	408	698	747	388	353
Term Parental Rights	TP	6	7	7	7	-
Truancy	TR	100	154	154	95	55
Voluntary Continuing Services Agreement	VA	3	5	5	3	2
<b>Juvenile Total</b>		<b>6,579</b>	<b>14,773</b>	<b>14,825</b>	<b>6,569</b>	<b>8,213</b>

<b>Chesapeake Totals</b>		<b>13,583</b>	<b>33,445</b>	<b>33,497</b>	<b>13,900</b>	<b>19,487</b>
--------------------------	--	---------------	---------------	---------------	---------------	---------------



Filings by Court & Division

		<u>Chesapeake</u>		
<b>A</b>	Civil Support	1,896	14.0%	
	Adult Misdemeanor	1,651	12.2%	
	Show Cause	1,289	9.5%	
	Remand Support	592	4.4%	
	Family Abuse - Prot Order	551	4.1%	
	Capias	474	3.5%	
	Adult Felony	433	3.2%	
	Motion - Prot Order	52	0.4%	
	Non-Family Abuse Prot Order	31	0.2%	
	Violation of PO	20	0.1%	
	SL/Other	5	0.0%	
	Other	4	0.0%	
	Protective Order	3	0.0%	
	Criminal Support	2	0.0%	
	Violation Fam Abuse PO	1	0.0%	
<b>Total</b>		7,004	52%	
<b>J</b>	Custody Visitation	3,653	26.9%	
	Delinquency	840	6.2%	
	Remand Visitation	597	4.4%	
	Remand Custody	572	4.2%	
	Traffic	408	3.0%	
	Truancy	100	0.7%	
	Non-Family Abuse Prot Order	68	0.5%	
	Permanency	65	0.5%	
	Paternity	64	0.5%	
	Abuse or Neglect	57	0.4%	
	Show Cause	44	0.3%	
	Foster Care Review	38	0.3%	
	Status Offense/Other	17	0.1%	
	Initial Foster Care	13	0.1%	
	Entrustment	10	0.1%	
	Family Abuse - Prot Order	7	0.1%	
	Child in Need of Services	6	0.0%	
	Term Parental Rights	6	0.0%	
	Custody Relief	3	0.0%	
	Motion - Prot Order	3	0.0%	
	Voluntary Continuing Services Agre	3	0.0%	
	Capias	2	0.0%	
	Emancipation	2	0.0%	
	Juv Support	1	0.0%	
	<b>Total</b>		6,579	48%
	<b>Total</b>		13,583	100%

# CASELOAD STATISTICS OF THE JUVENILE & DOMESTIC RELATIONS COURTS

January 2018 thru December 2018

Virginia Beach

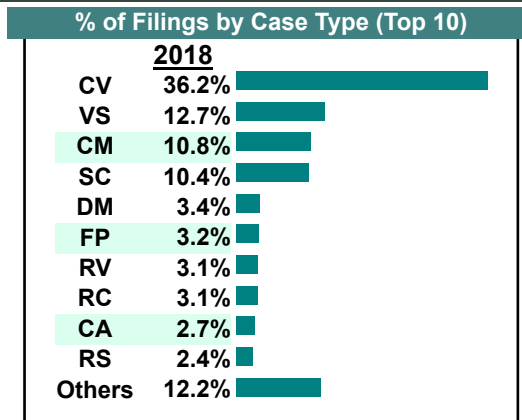
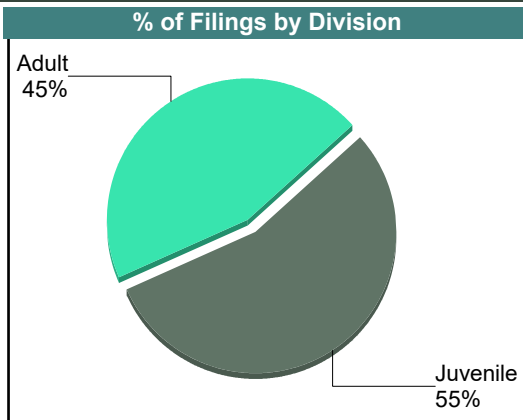
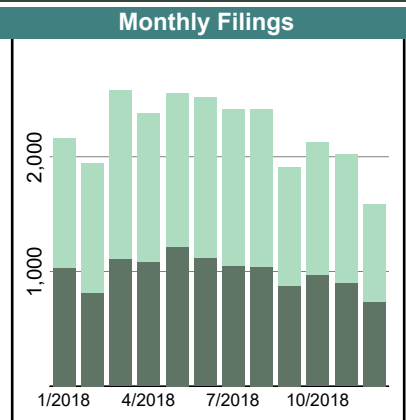
District: 2

		<u>Filings</u>	<u>Hearings</u>	<u>Transactions</u>	<u>Concluded</u>	<u>Cont</u>
<b>Adult</b>						
Non-Family Abuse Prot Order	AP	25	55	55	27	28
Bond Forfeiture	BF	17	44	44	20	24
Capias	CA	691	2,666	2,666	985	1,681
Felony	CF	417	2,111	2,116	428	1,688
Misdemeanor	CM	2,865	8,570	8,570	2,589	5,981
Crim Support	CS	2	3	3	1	2
Family Abuse - Prot Order	FP	849	2,034	2,034	841	1,193
Motion - Prot Order	MP	121	158	158	116	42
Other	OT	250	336	336	256	80
Protective Order	PC	7	7	7	6	1
Violation Fam Abuse PO	PS	7	7	7	7	-
Violation of PO	PV	22	22	22	22	-
Remand Support	RS	633	668	668	640	28
Show Cause	SC	2,663	6,769	6,769	2,985	3,784
SL/Other	SL	22	26	26	22	4
Civil Support	VS	3,372	6,589	6,589	3,415	3,174
<b>Adult Total</b>		<b>11,963</b>	<b>30,065</b>	<b>30,070</b>	<b>12,360</b>	<b>17,710</b>

## Juvenile

Abuse or Neglect	AN	254	1,000	1,000	247	753
Non-Family Abuse Prot Order	AP	36	85	85	36	49
Capias	CA	26	88	88	33	55
Custody Relief	CR	17	32	32	16	16
Child in Need of Services	CS	8	26	26	8	18
Custody Visitation	CV	9,634	18,425	18,425	9,319	9,106
Felony	DF	490	3,592	3,592	615	2,977
Misdemeanor	DM	897	4,136	4,139	965	3,172
Emancipation	EP	10	10	10	9	1
Entrustment	ET	11	11	11	11	-
Foster Care Review	FC	139	153	153	140	13
Family Abuse - Prot Order	FP	7	12	12	5	7
Initial Foster Care	IF	92	98	98	92	6
Juv Support	JS	5	11	11	6	5
Motion - Prot Order	MP	231	286	286	235	51
Permanency	PH	158	170	170	154	16
Violation Fam Abuse PO	PS	1	1	1	1	-
Petition	PT	108	213	213	110	103
Remand Custody	RC	817	818	818	818	-
Remand Visitation	RV	827	829	829	829	-
Show Cause	SC	95	282	282	97	185
Status	ST	201	487	489	213	276
Traffic	T	522	895	986	544	442
Term Parental Rights	TP	36	93	93	33	60
Truancy	TR	6	25	25	9	16
Voluntary Continuing Services Agreement	VA	19	20	20	19	1
<b>Juvenile Total</b>		<b>14,647</b>	<b>31,798</b>	<b>31,894</b>	<b>14,564</b>	<b>17,328</b>

<b>Virginia Beach Totals</b>		<b>26,610</b>	<b>61,863</b>	<b>61,964</b>	<b>26,924</b>	<b>35,038</b>
------------------------------	--	---------------	---------------	---------------	---------------	---------------



Filings by Court & Division

		<u>Virginia Beach</u>		
<b>A</b>	Civil Support	3,372	12.7%	
	Adult Misdemeanor	2,865	10.8%	
	Show Cause	2,663	10.0%	
	Family Abuse - Prot Order	849	3.2%	
	Capias	691	2.6%	
	Remand Support	633	2.4%	
	Adult Felony	417	1.6%	
	Other	250	0.9%	
	Motion - Prot Order	121	0.5%	
	Non-Family Abuse Prot Order	25	0.1%	
	SL/Other	22	0.1%	
	Violation of PO	22	0.1%	
	Bond Forfeiture	17	0.1%	
	Protective Order	7	0.0%	
	Violation Fam Abuse PO	7	0.0%	
	Criminal Support	2	0.0%	
	<b>Total</b>		11,963	45%
<b>J</b>	Custody Visitation	9,634	36.2%	
	Delinquency	1,387	5.2%	
	Remand Visitation	827	3.1%	
	Remand Custody	817	3.1%	
	Traffic	522	2.0%	
	Abuse or Neglect	254	1.0%	
	Motion - Prot Order	231	0.9%	
	Status Offense/Other	201	0.8%	
	Permanency	158	0.6%	
	Foster Care Review	139	0.5%	
	Paternity	108	0.4%	
	Show Cause	95	0.4%	
	Initial Foster Care	92	0.3%	
	Non-Family Abuse Prot Order	36	0.1%	
	Term Parental Rights	36	0.1%	
	Capias	26	0.1%	
	Voluntary Continuing Services Agre	19	0.1%	
	Custody Relief	17	0.1%	
	Entrustment	11	0.0%	
	Emancipation	10	0.0%	
	Child in Need of Services	8	0.0%	
	Family Abuse - Prot Order	7	0.0%	
	Truancy	6	0.0%	
	Juv Support	5	0.0%	
	Violation Fam Abuse PO	1	0.0%	
	<b>Total</b>		14,647	55%
	<b>Total</b>		26,610	100%

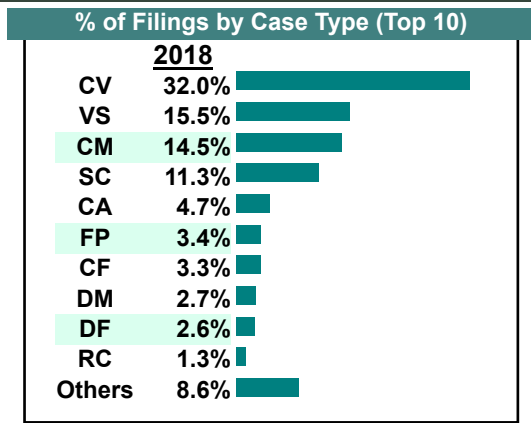
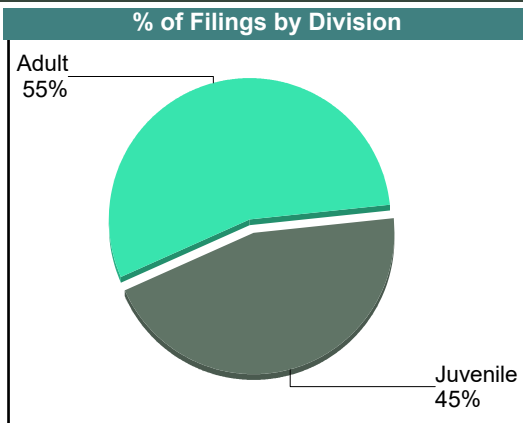
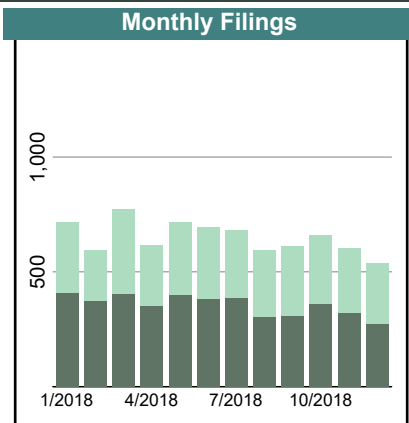
# CASELOAD STATISTICS OF THE JUVENILE & DOMESTIC RELATIONS COURTS

January 2018 thru December 2018

Portsmouth

District: 3

		<u>Filings</u>	<u>Hearings</u>	<u>Transactions</u>	<u>Concluded</u>	<u>Cont</u>
<b>Adult</b>						
Non-Family Abuse Prot Order	AP	29	60	60	26	34
Capias	CA	362	1,528	1,528	599	929
Felony	CF	261	657	657	221	436
Misdemeanor	CM	1,133	3,019	3,019	1,131	1,888
Family Abuse - Prot Order	FP	262	585	585	249	336
Motion - Prot Order	MP	23	26	26	24	2
Other	OT	53	55	55	52	3
Protective Order	PC	9	9	9	9	-
Remand Support	RS	68	69	69	69	-
Show Cause	SC	853	2,847	2,847	1,235	1,612
SL/Other	SL	20	24	24	19	5
Civil Support	VS	1,211	2,216	2,216	1,229	986
<b>Adult Total</b>		<b>4,284</b>	<b>11,095</b>	<b>11,095</b>	<b>4,863</b>	<b>6,231</b>
<b>Juvenile</b>						
Abuse or Neglect	AN	10	33	33	9	24
Non-Family Abuse Prot Order	AP	16	31	31	16	15
Capias	CA	1	3	3	1	2
Child in Need of Services	CS	11	64	64	18	46
Custody Visitation	CV	2,497	5,137	5,137	2,280	2,857
Felony	DF	200	956	956	200	756
Misdemeanor	DM	210	884	884	230	653
Foster Care Review	FC	54	54	54	54	-
Family Abuse - Prot Order	FP	4	7	7	4	3
Initial Foster Care	IF	18	21	21	18	3
Juv Support	JS	1	7	7	2	5
Permanency	PH	59	76	76	59	17
Petition	PT	71	149	149	65	84
Remand Custody	RC	99	99	99	99	-
Remand Visitation	RV	92	92	92	92	-
Show Cause	SC	31	94	94	42	52
Status	ST	66	114	114	67	47
Traffic	T	45	59	69	42	27
Term Parental Rights	TP	19	51	51	19	32
Voluntary Continuing Services Agreement	VA	8	9	9	7	2
<b>Juvenile Total</b>		<b>3,512</b>	<b>7,940</b>	<b>7,950</b>	<b>3,324</b>	<b>4,625</b>
<b>Portsmouth Totals</b>		<b>7,796</b>	<b>19,035</b>	<b>19,045</b>	<b>8,187</b>	<b>10,856</b>



Filings by Court & Division

		<u>Portsmouth</u>		
<b>A</b>	Civil Support	1,211	15.5%	
	Adult Misdemeanor	1,133	14.5%	
	Show Cause	853	10.9%	
	Capias	362	4.6%	
	Family Abuse - Prot Order	262	3.4%	
	Adult Felony	261	3.3%	
	Remand Support	68	0.9%	
	Other	53	0.7%	
	Non-Family Abuse Prot Order	29	0.4%	
	Motion - Prot Order	23	0.3%	
	SL/Other	20	0.3%	
	Protective Order	9	0.1%	
	<b>Total</b>		4,284	55%
<b>J</b>	Custody Visitation	2,497	32.0%	
	Delinquency	410	5.3%	
	Remand Custody	99	1.3%	
	Remand Visitation	92	1.2%	
	Paternity	71	0.9%	
	Status Offense/Other	66	0.8%	
	Permanency	59	0.8%	
	Foster Care Review	54	0.7%	
	Traffic	45	0.6%	
	Show Cause	31	0.4%	
	Term Parental Rights	19	0.2%	
	Initial Foster Care	18	0.2%	
	Non-Family Abuse Prot Order	16	0.2%	
	Child in Need of Services	11	0.1%	
	Abuse or Neglect	10	0.1%	
	Voluntary Continuing Services Agree	8	0.1%	
	Family Abuse - Prot Order	4	0.1%	
	Capias	1	0.0%	
	Juv Support	1	0.0%	
	<b>Total</b>		3,512	45%
	<b>Total</b>		7,796	100%

# CASELOAD STATISTICS OF THE JUVENILE & DOMESTIC RELATIONS COURTS

January 2018 thru December 2018

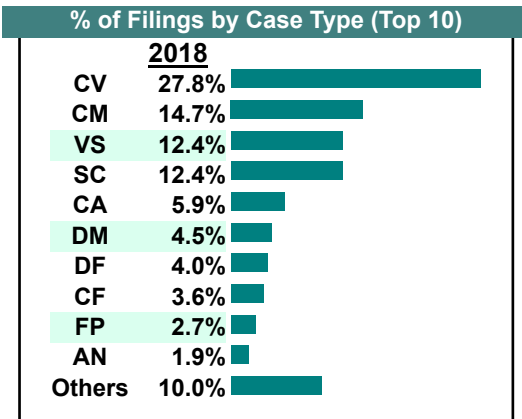
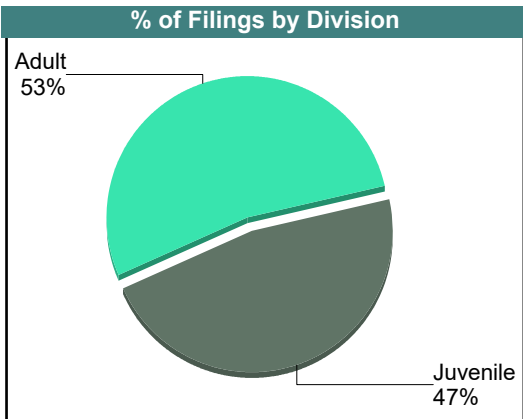
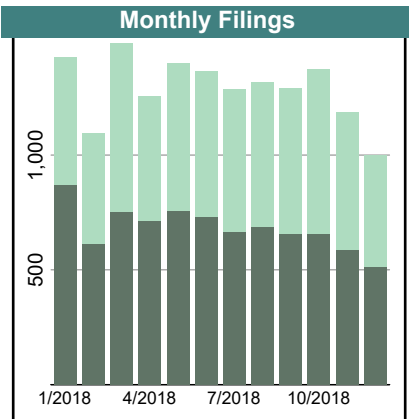
Norfolk

District: 4

		<u>Filings</u>	<u>Hearings</u>	<u>Transactions</u>	<u>Concluded</u>	<u>Cont</u>
<b>Adult</b>						
Non-Family Abuse Prot Order	AP	73	155	155	62	93
Bond Forfeiture	BF	4	7	7	3	4
Capias	CA	916	4,722	4,722	1,496	3,225
Felony	CF	564	2,507	2,507	655	1,852
Misdemeanor	CM	2,270	8,327	8,327	2,597	5,730
Family Abuse - Prot Order	FP	412	923	923	401	521
Motion - Prot Order	MP	33	48	48	33	15
Other	OT	106	193	193	117	76
Protective Order	PC	8	12	12	8	4
Violation of PO	PV	5	5	5	5	-
Remand Support	RS	73	73	73	73	-
Show Cause	SC	1,825	5,663	5,663	2,320	3,343
Civil Support	VS	1,923	4,006	4,006	2,054	1,952
<b>Adult Total</b>		<b>8,212</b>	<b>26,641</b>	<b>26,641</b>	<b>9,824</b>	<b>16,815</b>

<b>Juvenile</b>						
Abuse or Neglect	AN	296	1,570	1,570	270	1,300
Non-Family Abuse Prot Order	AP	51	104	104	46	58
Capias	CA	1	7	7	2	5
Custody Relief	CR	9	16	16	10	6
Child in Need of Services	CS	3	21	21	5	16
Custody Visitation	CV	4,302	9,512	9,512	4,197	5,312
Felony	DF	625	3,111	3,111	624	2,487
Misdemeanor	DM	702	2,752	2,752	692	2,060
Entrustment	ET	3	5	5	4	1
Foster Care Review	FC	144	188	188	145	43
Family Abuse - Prot Order	FP	2	4	4	3	1
Initial Foster Care	IF	108	169	169	105	64
Juv Support	JS	1	3	3	1	2
Motion - Prot Order	MP	22	63	63	22	41
Permanency	PH	146	196	196	136	60
Petition	PT	86	196	196	77	119
Remand Custody	RC	91	91	91	91	-
RR	RR	0	5	5	1	4
Remand Visitation	RV	87	87	87	87	-
Show Cause	SC	95	276	276	123	153
Status	ST	259	589	591	275	316
Traffic	T	171	350	362	157	205
Term Parental Rights	TP	51	99	99	38	59
Truancy	TR	10	30	30	11	19
Voluntary Continuing Services Agreement	VA	8	11	11	8	3
<b>Juvenile Total</b>		<b>7,273</b>	<b>19,455</b>	<b>19,469</b>	<b>7,130</b>	<b>12,334</b>

<b>Norfolk Totals</b>		<b>15,485</b>	<b>46,096</b>	<b>46,110</b>	<b>16,954</b>	<b>29,149</b>
-----------------------	--	---------------	---------------	---------------	---------------	---------------



Filings by Court & Division

		<u>Norfolk</u>		
<b>A</b>	Adult Misdemeanor	2,270	14.7%	
	Civil Support	1,923	12.4%	
	Show Cause	1,825	11.8%	
	Capias	916	5.9%	
	Adult Felony	564	3.6%	
	Family Abuse - Prot Order	412	2.7%	
	Other	106	0.7%	
	Non-Family Abuse Prot Order	73	0.5%	
	Remand Support	73	0.5%	
	Motion - Prot Order	33	0.2%	
	Protective Order	8	0.1%	
	Violation of PO	5	0.0%	
	Bond Forfeiture	4	0.0%	
<b>Total</b>		8,212	53%	
<b>J</b>	Custody Visitation	4,302	27.8%	
	Delinquency	1,327	8.6%	
	Abuse or Neglect	296	1.9%	
	Status Offense/Other	259	1.7%	
	Traffic	171	1.1%	
	Permanency	146	0.9%	
	Foster Care Review	144	0.9%	
	Initial Foster Care	108	0.7%	
	Show Cause	95	0.6%	
	Remand Custody	91	0.6%	
	Remand Visitation	87	0.6%	
	Paternity	86	0.6%	
	Non-Family Abuse Prot Order	51	0.3%	
	Term Parental Rights	51	0.3%	
	Motion - Prot Order	22	0.1%	
	Truancy	10	0.1%	
	Custody Relief	9	0.1%	
	Voluntary Continuing Services Agre	8	0.1%	
	Child in Need of Services	3	0.0%	
	Entrustment	3	0.0%	
	Family Abuse - Prot Order	2	0.0%	
	Capias	1	0.0%	
	Juv Support	1	0.0%	
	Restoration of Parental Rights	-	0.0%	
	<b>Total</b>		7,273	47%
	<b>Total</b>		15,485	100%



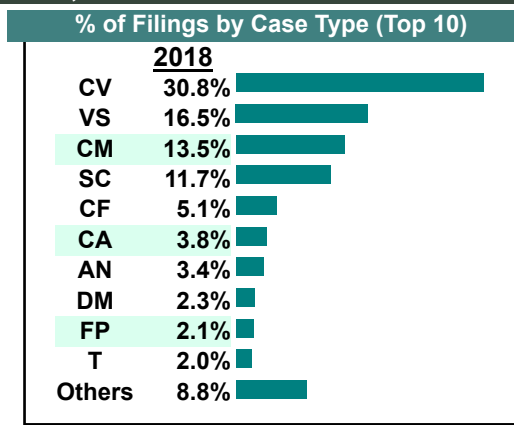
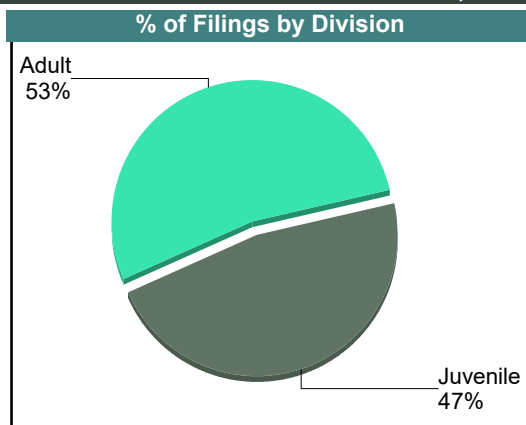
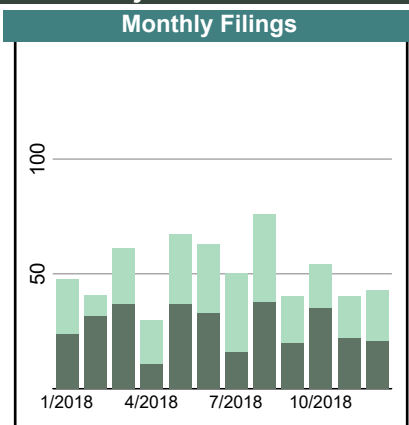
# CASELOAD STATISTICS OF THE JUVENILE & DOMESTIC RELATIONS COURTS

January 2018 thru December 2018

Franklin City

District: 5

		<u>Filings</u>	<u>Hearings</u>	<u>Transactions</u>	<u>Concluded</u>	<u>Cont</u>
<b>Adult</b>						
Non-Family Abuse Prot Order	AP	1	2	2	1	1
Capias	CA	21	72	72	27	45
Felony	CF	31	121	121	31	90
Misdemeanor	CM	83	289	289	87	202
Family Abuse - Prot Order	FP	13	29	29	12	17
Motion - Prot Order	MP	2	2	2	2	-
Remand Support	RS	3	3	3	3	-
Show Cause	SC	70	201	201	83	118
SL/Other	SL	1	2	2	1	1
Civil Support	VS	101	154	154	97	54
<b>Adult Total</b>		<b>326</b>	<b>875</b>	<b>875</b>	<b>344</b>	<b>528</b>
<b>Juvenile</b>						
Abuse or Neglect	AN	21	57	57	20	37
Capias	CA	2	5	5	2	3
Child in Need of Services	CS	4	4	4	3	1
Custody Visitation	CV	189	364	364	169	192
Felony	DF	4	39	39	11	26
Misdemeanor	DM	14	61	61	12	44
Foster Care Review	FC	2	2	2	2	-
Initial Foster Care	IF	4	4	4	4	-
Permanency	PH	9	9	9	6	-
Petition	PT	4	6	6	2	4
Remand Custody	RC	5	5	5	5	-
Remand Visitation	RV	4	4	4	4	-
Show Cause	SC	2	3	3	2	1
Status	ST	3	7	7	1	6
Traffic	T	12	23	24	14	10
Term Parental Rights	TP	8	10	10	5	4
<b>Juvenile Total</b>		<b>287</b>	<b>603</b>	<b>604</b>	<b>262</b>	<b>328</b>
<b>Franklin City Totals</b>		<b>613</b>	<b>1,478</b>	<b>1,479</b>	<b>606</b>	<b>856</b>



# CASELOAD STATISTICS OF THE JUVENILE & DOMESTIC RELATIONS COURTS

January 2018 thru December 2018

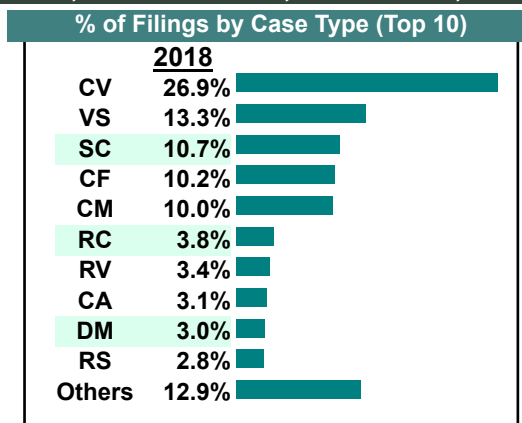
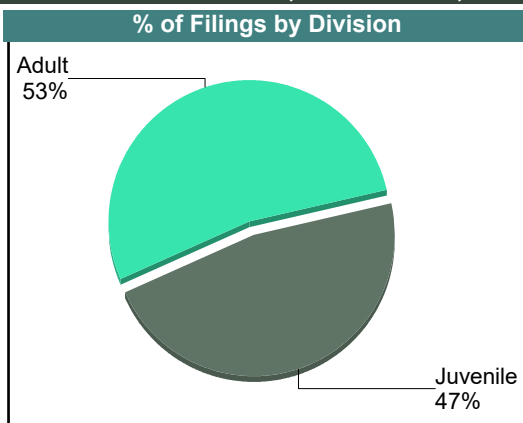
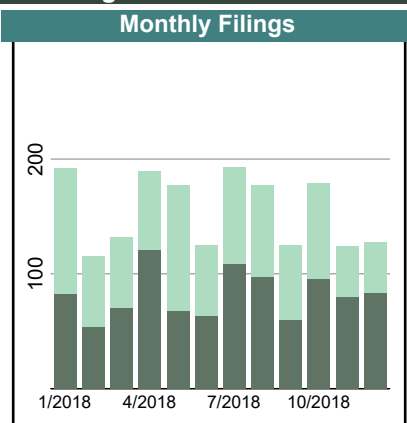
Isle of Wight

District: 5

		<u>Filings</u>	<u>Hearings</u>	<u>Transactions</u>	<u>Concluded</u>	<u>Cont</u>
<b>Adult</b>						
Non-Family Abuse Prot Order	AP	1	2	2	1	1
Bond Forfeiture	BF	5	8	8	4	4
Capias	CA	54	118	118	59	59
Felony	CF	189	362	362	174	188
Misdemeanor	CM	185	423	423	174	249
Family Abuse - Prot Order	FP	45	102	102	43	59
Motion - Prot Order	MP	6	6	6	6	-
Other	OT	4	4	4	4	-
Protective Order	PC	2	2	2	2	-
Remand Support	RS	52	52	52	52	-
Show Cause	SC	194	563	563	186	377
SL/Other	SL	3	4	4	2	2
Civil Support	VS	247	465	465	233	232
<b>Adult Total</b>		<b>987</b>	<b>2,111</b>	<b>2,111</b>	<b>940</b>	<b>1,171</b>

<b>Juvenile</b>						
Abuse or Neglect	AN	17	70	70	17	53
Non-Family Abuse Prot Order	AP	3	5	5	3	2
Capias	CA	4	8	8	4	4
Custody Relief	CR	4	4	4	4	-
Child in Need of Services	CS	3	10	10	2	8
Custody Visitation	CV	500	927	927	481	446
Felony	DF	45	242	242	34	208
Misdemeanor	DM	55	219	220	83	137
Foster Care Review	FC	1	1	1	1	-
Family Abuse - Prot Order	FP	1	2	2	1	1
Initial Foster Care	IF	15	15	15	15	-
Permanency	PH	6	6	6	6	-
Petition	PT	8	12	12	6	6
Remand Custody	RC	71	71	71	71	-
Remand Visitation	RV	63	63	63	63	-
Show Cause	SC	4	8	8	5	3
Status	ST	15	32	32	17	15
Traffic	T	51	99	105	48	57
Term Parental Rights	TP	4	6	6	2	4
<b>Juvenile Total</b>		<b>870</b>	<b>1,800</b>	<b>1,807</b>	<b>863</b>	<b>944</b>

<b>Isle of Wight Totals</b>		<b>1,857</b>	<b>3,911</b>	<b>3,918</b>	<b>1,803</b>	<b>2,115</b>
-----------------------------	--	--------------	--------------	--------------	--------------	--------------



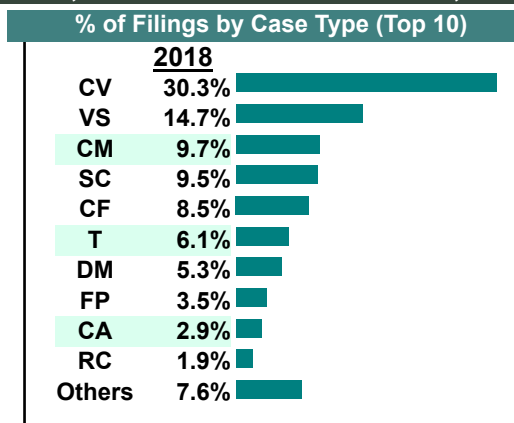
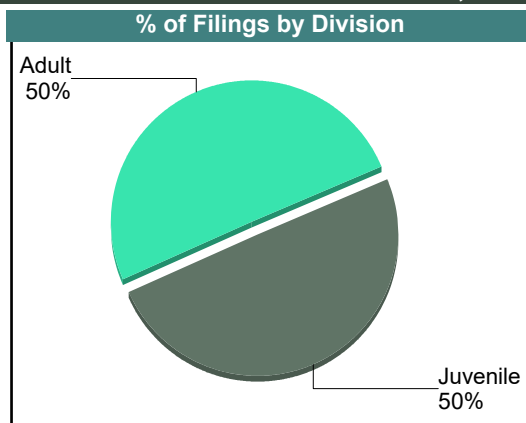
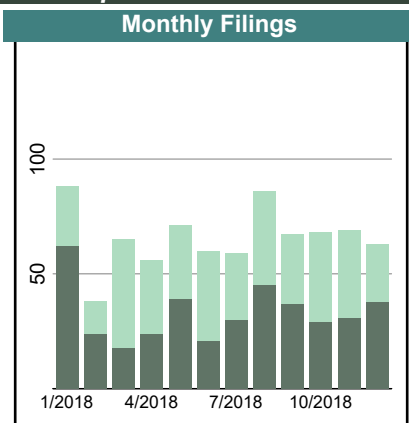
# CASELOAD STATISTICS OF THE JUVENILE & DOMESTIC RELATIONS COURTS

January 2018 thru December 2018

**Southampton**

District: 5

		<u>Filings</u>	<u>Hearings</u>	<u>Transactions</u>	<u>Concluded</u>	<u>Cont</u>
<b><u>Adult</u></b>						
Capias	CA	20	77	77	24	53
Felony	CF	67	158	158	60	98
Misdemeanor	CM	77	194	194	68	126
Family Abuse - Prot Order	FP	27	57	57	26	31
Motion - Prot Order	MP	6	6	6	5	1
Remand Support	RS	14	14	14	14	-
Show Cause	SC	71	275	275	99	176
Civil Support	VS	116	204	204	119	85
<b>Adult Total</b>		<b>398</b>	<b>985</b>	<b>985</b>	<b>415</b>	<b>570</b>
<b><u>Juvenile</u></b>						
Abuse or Neglect	AN	1	3	3	1	2
Non-Family Abuse Prot Order	AP	4	5	5	3	2
Capias	CA	3	8	8	3	5
Child in Need of Services	CS	2	3	3	2	1
Custody Visitation	CV	239	498	498	253	245
Felony	DF	10	50	50	14	36
Misdemeanor	DM	42	123	123	31	92
Foster Care Review	FC	2	2	2	2	-
Family Abuse - Prot Order	FP	1	1	1	1	-
Initial Foster Care	IF	3	3	3	3	-
Permanency	PH	3	4	4	3	1
Petition	PT	3	5	5	3	2
Remand Custody	RC	15	15	15	15	-
Remand Visitation	RV	9	9	9	9	-
Show Cause	SC	4	21	21	7	14
Status	ST	1	6	6	1	5
Traffic	T	48	104	108	50	58
Voluntary Continuing Services Agreement	VA	2	2	2	2	-
<b>Juvenile Total</b>		<b>392</b>	<b>862</b>	<b>866</b>	<b>403</b>	<b>463</b>
<b>Southampton Totals</b>		<b>790</b>	<b>1,847</b>	<b>1,851</b>	<b>818</b>	<b>1,033</b>

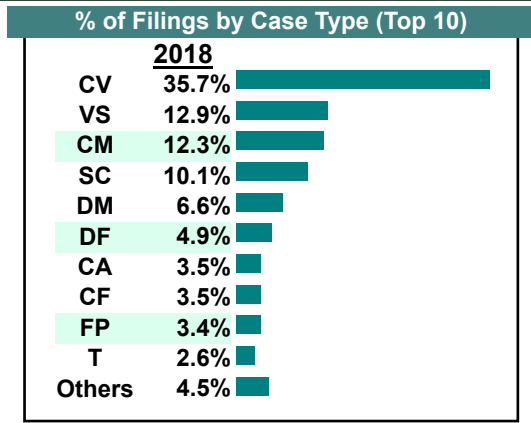
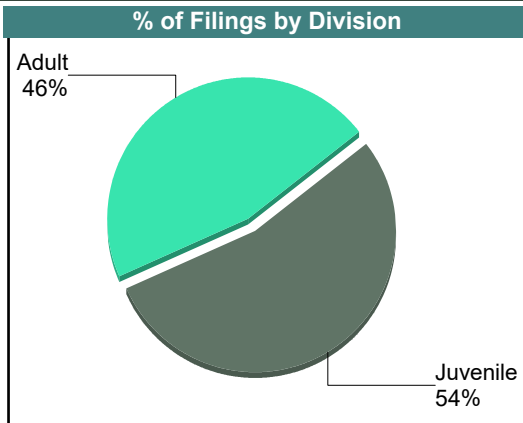
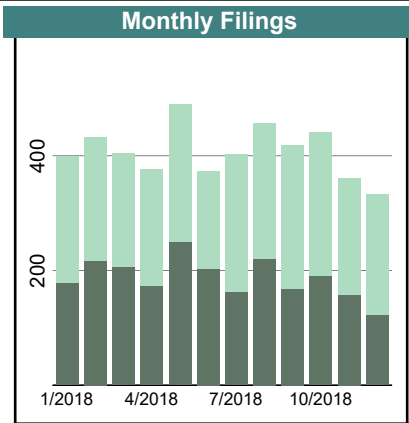


# CASELOAD STATISTICS OF THE JUVENILE & DOMESTIC RELATIONS COURTS

January 2018 thru December 2018

Suffolk  
District: 5

		<u>Filings</u>	<u>Hearings</u>	<u>Transactions</u>	<u>Concluded</u>	<u>Cont</u>
<b>Adult</b>						
Non-Family Abuse Prot Order	AP	8	15	15	7	8
Capias	CA	160	525	525	197	328
Felony	CF	169	615	615	167	448
Misdemeanor	CM	601	1,833	1,833	573	1,259
Family Abuse - Prot Order	FP	162	358	358	161	197
Motion - Prot Order	MP	23	24	24	21	3
Other	OT	2	2	2	2	-
Remand Support	RS	14	14	14	14	-
Show Cause	SC	485	1,570	1,570	592	972
SL/Other	SL	1	2	2	1	1
Civil Support	VS	630	1,003	1,003	653	346
<b>Adult Total</b>		<b>2,255</b>	<b>5,961</b>	<b>5,961</b>	<b>2,388</b>	<b>3,562</b>
<b>Juvenile</b>						
Abuse or Neglect	AN	33	123	123	51	72
Non-Family Abuse Prot Order	AP	10	20	20	10	10
Capias	CA	11	25	25	11	14
Child in Need of Services	CS	3	10	10	3	7
Custody Visitation	CV	1,747	3,031	3,031	1,708	1,315
Felony	DF	240	1,280	1,280	198	1,082
Misdemeanor	DM	323	1,394	1,394	309	1,085
Emancipation	EP	1	2	2	1	1
Foster Care Review	FC	10	10	10	10	-
Family Abuse - Prot Order	FP	4	8	8	4	4
Initial Foster Care	IF	10	10	10	10	-
Motion - Prot Order	MP	10	10	10	10	-
Permanency	PH	13	13	13	13	-
Petition	PT	13	19	19	9	10
Remand Custody	RC	24	24	24	24	-
Child at Risk	RI	1	1	1	1	-
Remand Visitation	RV	22	22	22	22	-
Show Cause	SC	8	10	10	9	1
Status	ST	21	105	105	28	77
Traffic	T	126	252	275	125	150
Term Parental Rights	TP	2	2	2	2	-
Voluntary Continuing Services Agreement	VA	1	1	1	1	-
<b>Juvenile Total</b>		<b>2,633</b>	<b>6,372</b>	<b>6,395</b>	<b>2,559</b>	<b>3,828</b>
<b>Suffolk Totals</b>		<b>4,888</b>	<b>12,333</b>	<b>12,356</b>	<b>4,947</b>	<b>7,390</b>



Filings by Court & Division

	<u>Franklin City</u>		<u>Isle of Wight</u>		<u>Southampton</u>		<u>Suffolk</u>		<u>Total</u>
<b>A</b> Civil Support	101	9%	247	23%	116	11%	630	58%	1,094
Adult Misdemeanor	83	9%	185	20%	77	8%	601	64%	946
Show Cause	70	9%	194	24%	71	9%	485	59%	820
Adult Felony	31	7%	189	41%	67	15%	169	37%	456
Capias	21	8%	54	21%	20	8%	160	63%	255
Family Abuse - Prot Ord	13	5%	45	18%	27	11%	162	66%	247
Remand Support	3	4%	52	63%	14	17%	14	17%	83
Motion - Prot Order	2	5%	6	16%	6	16%	23	62%	37
Non-Family Abuse Prot	1	10%	1	10%	-	0%	8	80%	10
Other	-	0%	4	67%	-	0%	2	33%	6
Bond Forfeiture	-	0%	5	100%	-	0%	-	0%	5
SL/Other	1	20%	3	60%	-	0%	1	20%	5
Protective Order	-	0%	2	100%	-	0%	-	0%	2
<b>Total</b>	<b>326</b>	<b>8%</b>	<b>987</b>	<b>25%</b>	<b>398</b>	<b>10%</b>	<b>2,255</b>	<b>57%</b>	<b>3,966</b>
<b>J</b> Custody Visitation	189	7%	500	19%	239	9%	1,747	65%	2,675
Delinquency	18	2%	100	14%	52	7%	563	77%	733
Traffic	12	5%	51	22%	48	20%	126	53%	237
Remand Custody	5	4%	71	62%	15	13%	24	21%	115
Remand Visitation	4	4%	63	64%	9	9%	22	22%	98
Abuse or Neglect	21	29%	17	24%	1	1%	33	46%	72
Status Offense/Other	3	8%	15	38%	1	3%	21	53%	40
Initial Foster Care	4	13%	15	47%	3	9%	10	31%	32
Permanency	9	29%	6	19%	3	10%	13	42%	31
Paternity	4	14%	8	29%	3	11%	13	46%	28
Capias	2	10%	4	20%	3	15%	11	55%	20
Show Cause	2	11%	4	22%	4	22%	8	44%	18
Non-Family Abuse Prot	-	0%	3	18%	4	24%	10	59%	17
Foster Care Review	2	13%	1	7%	2	13%	10	67%	15
Term Parental Rights	8	57%	4	29%	-	0%	2	14%	14
Child in Need of Service	4	33%	3	25%	2	17%	3	25%	12
Motion - Prot Order	-	0%	-	0%	-	0%	10	100%	10
Family Abuse - Prot Ord	-	0%	1	17%	1	17%	4	67%	6
Custody Relief	-	0%	4	100%	-	0%	-	0%	4
Voluntary Continuing Se	-	0%	-	0%	2	67%	1	33%	3
Child at Risk	-	0%	-	0%	-	0%	1	100%	1
Emancipation	-	0%	-	0%	-	0%	1	100%	1
<b>Total</b>	<b>287</b>	<b>7%</b>	<b>870</b>	<b>21%</b>	<b>392</b>	<b>9%</b>	<b>2,633</b>	<b>63%</b>	<b>4,182</b>
<b>Total</b>	<b>613</b>	<b>8%</b>	<b>1,857</b>	<b>23%</b>	<b>790</b>	<b>10%</b>	<b>4,888</b>	<b>60%</b>	<b>8,148</b>

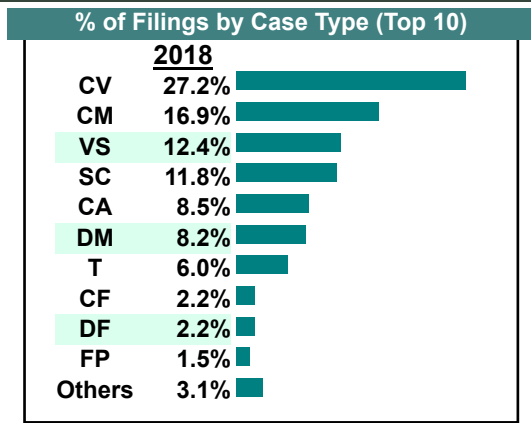
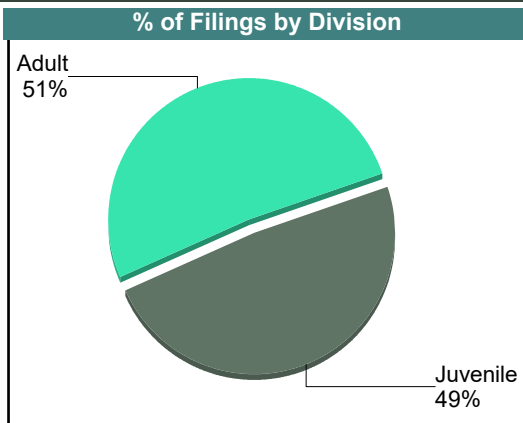
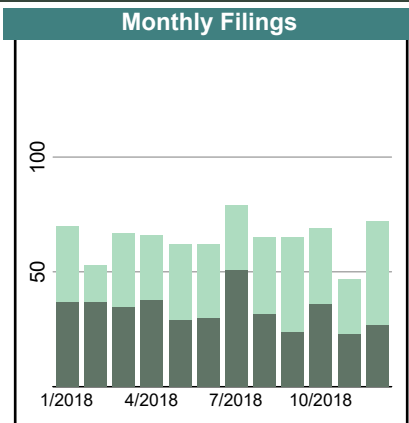
# CASELOAD STATISTICS OF THE JUVENILE & DOMESTIC RELATIONS COURTS

January 2018 thru December 2018

**Brunswick**

District: 6

		<u>Filings</u>	<u>Hearings</u>	<u>Transactions</u>	<u>Concluded</u>	<u>Cont</u>
<b>Adult</b>						
Non-Family Abuse Prot Order	AP	1	2	2	1	1
Capias	CA	53	195	195	64	131
Felony	CF	17	58	58	21	37
Misdemeanor	CM	131	304	304	125	179
Family Abuse - Prot Order	FP	9	20	20	11	9
Motion - Prot Order	MP	1	1	1	0	1
Protective Order	PC	5	9	9	5	4
Remand Support	RS	1	1	1	1	-
Show Cause	SC	84	333	333	101	232
SL/Other	SL	1	1	1	1	-
Civil Support	VS	96	188	188	91	97
<b>Adult Total</b>		<b>399</b>	<b>1,112</b>	<b>1,112</b>	<b>421</b>	<b>691</b>
<b>Juvenile</b>						
Abuse or Neglect	AN	2	12	12	3	9
Capias	CA	13	47	47	5	42
Child in Need of Services	CS	3	19	19	1	18
Custody Visitation	CV	211	441	441	204	236
Felony	DF	17	123	123	21	102
Misdemeanor	DM	64	268	268	89	179
Foster Care Review	FC	2	10	10	4	6
Family Abuse - Prot Order	FP	3	16	16	3	13
Initial Foster Care	IF	1	1	1	1	-
Permanency	PH	0	1	1	1	-
Violation Fam Abuse PO	PS	1	1	1	1	-
Remand Custody	RC	1	2	2	1	1
Show Cause	SC	8	25	25	7	18
Status	ST	5	34	34	0	34
Traffic	T	47	80	84	45	39
<b>Juvenile Total</b>		<b>378</b>	<b>1,080</b>	<b>1,084</b>	<b>386</b>	<b>697</b>
<b>Brunswick Totals</b>		<b>777</b>	<b>2,192</b>	<b>2,196</b>	<b>807</b>	<b>1,388</b>



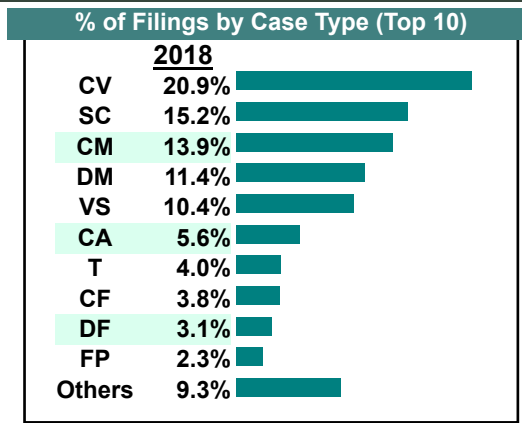
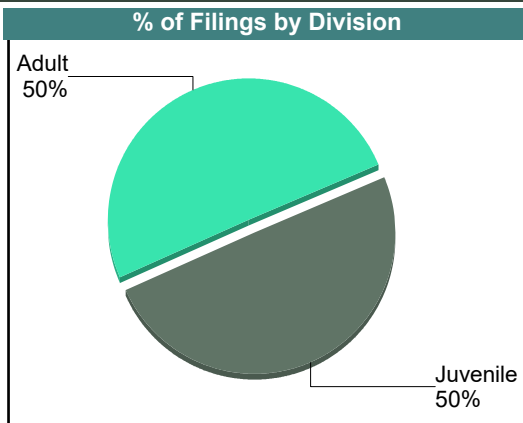
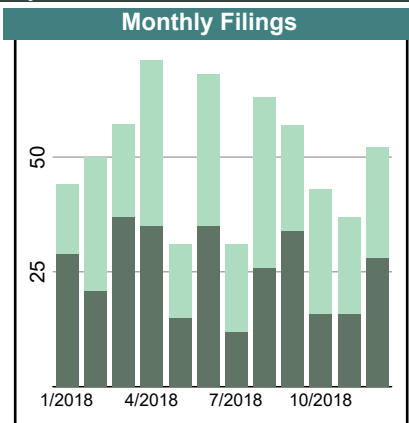
**CASELOAD STATISTICS OF THE JUVENILE & DOMESTIC RELATIONS COURTS**

January 2018 thru December 2018

**Emporia**

District: 6

		<u>Filings</u>	<u>Hearings</u>	<u>Transactions</u>	<u>Concluded</u>	<u>Cont</u>
<b><u>Adult</u></b>						
Bond Forfeiture	BF	3	3	3	3	-
Capias	CA	34	134	134	41	93
Felony	CF	23	84	84	23	61
Misdemeanor	CM	84	307	307	76	231
Family Abuse - Prot Order	FP	14	43	43	13	30
Protective Order	PC	1	1	1	1	-
Remand Support	RS	1	1	1	1	-
Show Cause	SC	79	370	370	107	263
SL/Other	SL	2	4	4	2	2
Civil Support	VS	63	143	143	66	77
<b>Adult Total</b>		<b>304</b>	<b>1,090</b>	<b>1,090</b>	<b>333</b>	<b>757</b>
<b><u>Juvenile</u></b>						
Abuse or Neglect	AN	11	56	56	14	42
Capias	CA	0	1	1	1	-
Child in Need of Services	CS	1	14	14	2	12
Custody Visitation	CV	126	309	309	138	171
Felony	DF	19	191	191	27	164
Misdemeanor	DM	69	357	357	78	279
Foster Care Review	FC	5	7	7	5	2
Family Abuse - Prot Order	FP	0	5	5	0	5
Initial Foster Care	IF	5	5	5	5	-
Permanency	PH	1	2	2	2	-
Petition	PT	6	19	19	4	15
Show Cause	SC	13	56	56	16	40
Status	ST	10	30	30	7	23
Traffic	T	24	43	43	22	21
Term Parental Rights	TP	4	14	14	2	12
Truancy	TR	6	32	32	7	25
<b>Juvenile Total</b>		<b>300</b>	<b>1,141</b>	<b>1,141</b>	<b>330</b>	<b>811</b>
<b>Emporia Totals</b>		<b>604</b>	<b>2,231</b>	<b>2,231</b>	<b>663</b>	<b>1,568</b>



# CASELOAD STATISTICS OF THE JUVENILE & DOMESTIC RELATIONS COURTS

January 2018 thru December 2018

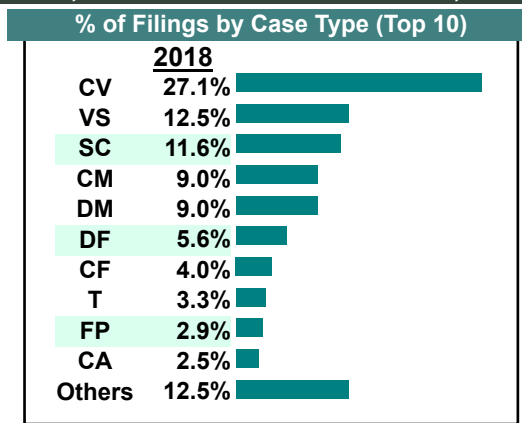
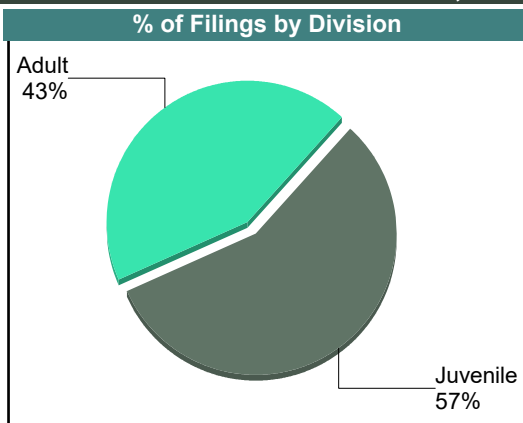
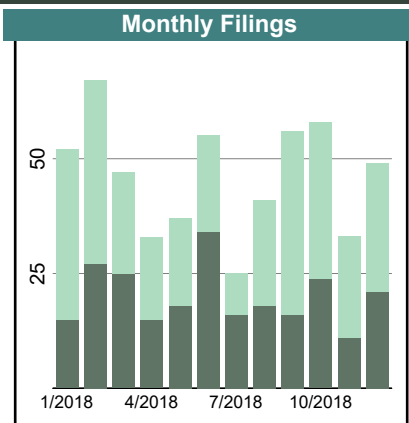
**Greenville**

District: 6

		<u>Filings</u>	<u>Hearings</u>	<u>Transactions</u>	<u>Concluded</u>	<u>Cont</u>
<b><u>Adult</u></b>						
Non-Family Abuse Prot Order	AP	1	2	2	0	2
Bond Forfeiture	BF	2	4	4	3	1
Capias	CA	14	69	69	27	42
Felony	CF	22	92	92	24	68
Misdemeanor	CM	50	184	184	54	129
Family Abuse - Prot Order	FP	16	41	41	14	26
Motion - Prot Order	MP	1	4	4	0	4
Other	OT	1	1	1	1	-
Protective Order	PC	1	1	1	1	-
Remand Support	RS	1	1	1	1	-
Show Cause	SC	61	236	236	74	162
SL/Other	SL	1	1	1	1	-
Civil Support	VS	69	171	171	69	102
<b>Adult Total</b>		<b>240</b>	<b>807</b>	<b>807</b>	<b>269</b>	<b>536</b>

<b><u>Juvenile</u></b>						
Abuse or Neglect	AN	13	51	51	14	37
Non-Family Abuse Prot Order	AP	1	3	3	1	2
Capias	CA	0	2	2	1	1
Custody Visitation	CV	150	405	405	151	254
Felony	DF	31	141	141	29	112
Misdemeanor	DM	50	183	183	55	128
Foster Care Review	FC	8	8	8	8	-
Initial Foster Care	IF	7	11	11	7	4
Permanency	PH	3	3	3	3	-
Petition	PT	8	26	26	7	19
Remand Custody	RC	3	3	3	3	-
Remand Visitation	RV	3	3	3	3	-
Show Cause	SC	3	7	7	2	5
Status	ST	10	26	26	10	16
Traffic	T	18	31	31	13	18
Term Parental Rights	TP	2	5	5	2	3
Truancy	TR	3	5	5	0	5
<b>Juvenile Total</b>		<b>313</b>	<b>913</b>	<b>913</b>	<b>309</b>	<b>604</b>

<b>Greenville Totals</b>		<b>553</b>	<b>1,720</b>	<b>1,720</b>	<b>578</b>	<b>1,140</b>
--------------------------	--	------------	--------------	--------------	------------	--------------





# CASELOAD STATISTICS OF THE JUVENILE & DOMESTIC RELATIONS COURTS

January 2018 thru December 2018

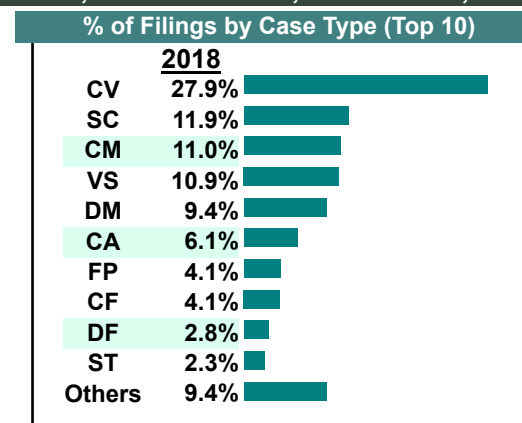
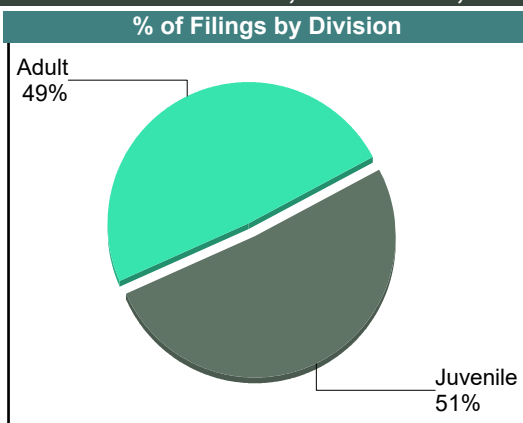
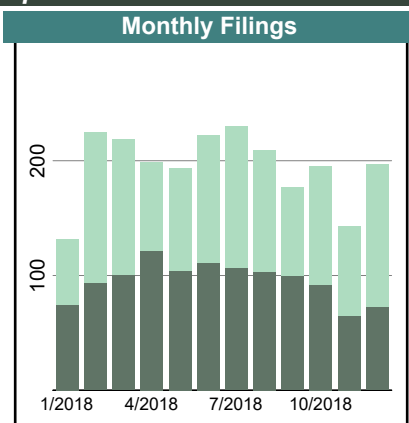
**Hopewell**

District: 6

		<u>Filings</u>	<u>Hearings</u>	<u>Transactions</u>	<u>Concluded</u>	<u>Cont</u>
<b>Adult</b>						
Non-Family Abuse Prot Order	AP	9	28	28	9	19
Bond Forfeiture	BF	5	19	19	3	16
Capias	CA	136	504	504	172	332
Felony	CF	96	386	386	101	285
Misdemeanor	CM	258	831	831	246	585
Family Abuse - Prot Order	FP	97	265	265	94	171
Motion - Prot Order	MP	13	16	16	10	6
Other	OT	4	4	4	0	4
Protective Order	PC	1	1	1	1	-
Violation of PO	PV	1	1	1	1	-
Show Cause	SC	268	976	976	340	636
SL/Other	SL	5	5	5	5	-
Civil Support	VS	254	561	561	269	292
<b>Adult Total</b>		<b>1,147</b>	<b>3,597</b>	<b>3,597</b>	<b>1,251</b>	<b>2,346</b>

<b>Juvenile</b>						
Abuse or Neglect	AN	13	58	58	19	39
Non-Family Abuse Prot Order	AP	22	57	57	18	39
Capias	CA	7	15	15	6	9
Custody Relief	CR	3	6	6	1	5
Custody Visitation	CV	652	1,600	1,600	670	930
Felony	DF	66	376	376	93	283
Misdemeanor	DM	221	1,017	1,017	266	751
Emancipation	EP	1	1	1	1	-
Foster Care Review	FC	33	36	36	33	3
Family Abuse - Prot Order	FP	0	1	1	1	-
Initial Foster Care	IF	11	11	11	11	-
Permanency	PH	18	18	18	18	-
Petition	PT	24	60	60	24	36
Remand Custody	RC	6	6	6	6	-
Remand Visitation	RV	6	6	6	6	-
Show Cause	SC	11	36	36	12	24
Status	ST	54	118	118	52	66
Traffic	T	28	63	65	29	36
Term Parental Rights	TP	16	28	28	15	13
Voluntary Continuing Services Agreement	VA	2	3	3	1	2
<b>Juvenile Total</b>		<b>1,194</b>	<b>3,516</b>	<b>3,518</b>	<b>1,282</b>	<b>2,236</b>

<b>Hopewell Totals</b>		<b>2,341</b>	<b>7,113</b>	<b>7,115</b>	<b>2,533</b>	<b>4,582</b>
------------------------	--	--------------	--------------	--------------	--------------	--------------



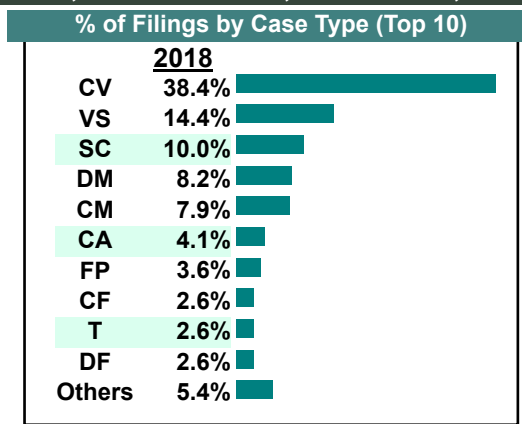
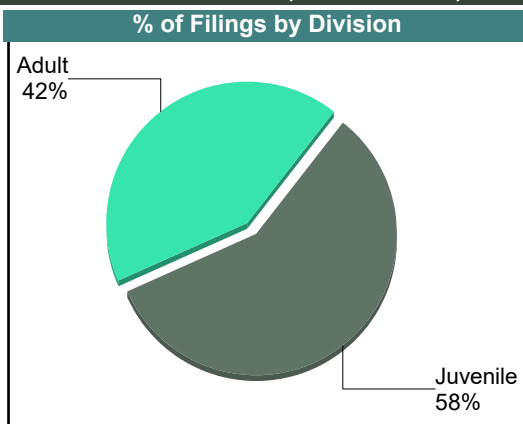
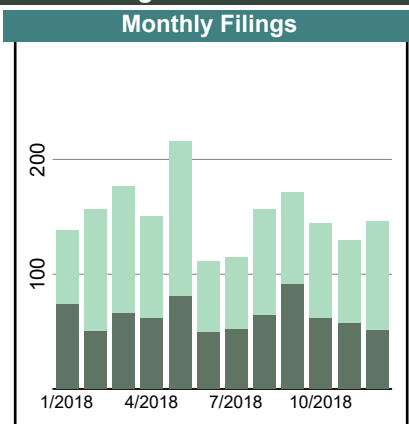
# CASELOAD STATISTICS OF THE JUVENILE & DOMESTIC RELATIONS COURTS

January 2018 thru December 2018

Prince George

District: 6

		Filings	Hearings	Transactions	Concluded	Cont
<b>Adult</b>						
Capias	CA	70	273	273	87	184
Felony	CF	48	187	187	55	132
Misdemeanor	CM	144	510	510	153	355
Family Abuse - Prot Order	FP	65	153	153	59	93
Motion - Prot Order	MP	1	2	2	1	1
Remand Support	RS	5	5	5	4	1
Show Cause	SC	172	534	534	185	344
SL/Other	SL	1	1	1	1	-
Civil Support	VS	261	540	540	250	283
<b>Adult Total</b>		<b>767</b>	<b>2,205</b>	<b>2,205</b>	<b>795</b>	<b>1,393</b>
<b>Juvenile</b>						
Abuse or Neglect	AN	25	92	92	23	69
Non-Family Abuse Prot Order	AP	1	4	4	1	3
Capias	CA	5	18	18	6	12
Child in Need of Services	CS	2	4	4	1	3
Custody Visitation	CV	696	1,487	1,487	666	791
Felony	DF	47	169	169	39	130
Misdemeanor	DM	149	481	481	165	316
Foster Care Review	FC	18	19	19	18	1
Initial Foster Care	IF	11	11	11	11	-
Motion - Prot Order	MP	5	5	5	5	-
Permanency	PH	4	4	4	4	-
Petition	PT	6	9	9	0	9
Remand Custody	RC	2	2	2	1	1
Child at Risk	RI	6	25	25	6	19
Show Cause	SC	10	22	22	11	10
Status	ST	6	20	20	8	12
Traffic	T	48	106	108	51	57
Term Parental Rights	TP	4	8	8	3	5
Voluntary Continuing Services Agreement	VA	1	1	1	1	-
<b>Juvenile Total</b>		<b>1,046</b>	<b>2,487</b>	<b>2,489</b>	<b>1,020</b>	<b>1,438</b>
<b>Prince George Totals</b>		<b>1,813</b>	<b>4,692</b>	<b>4,694</b>	<b>1,815</b>	<b>2,831</b>

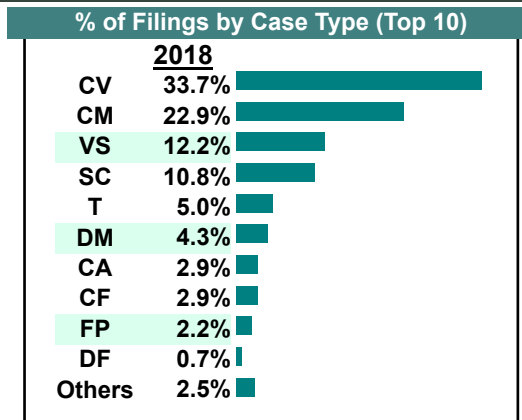
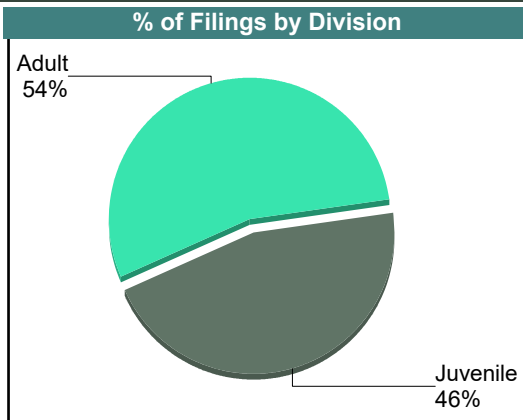
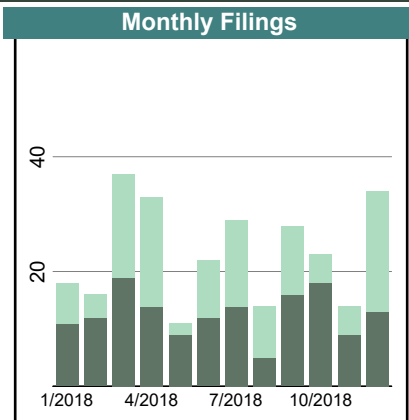


# CASELOAD STATISTICS OF THE JUVENILE & DOMESTIC RELATIONS COURTS

January 2018 thru December 2018

**Surry**  
District: 6

		<u>Filings</u>	<u>Hearings</u>	<u>Transactions</u>	<u>Concluded</u>	<u>Cont</u>
<b><u>Adult</u></b>						
Capias	CA	8	25	25	14	11
Felony	CF	8	37	37	12	25
Misdemeanor	CM	64	175	175	56	116
Family Abuse - Prot Order	FP	6	12	12	6	6
Motion - Prot Order	MP	1	1	1	1	-
Protective Order	PC	1	1	1	1	-
Show Cause	SC	30	108	108	38	68
Civil Support	VS	34	70	70	32	37
<b>Adult Total</b>		<b>152</b>	<b>429</b>	<b>429</b>	<b>160</b>	<b>263</b>
<b><u>Juvenile</u></b>						
Abuse or Neglect	AN	1	2	2	1	1
Custody Visitation	CV	94	217	217	81	132
Felony	DF	2	8	8	2	6
Misdemeanor	DM	12	28	28	9	19
Entrustment	ET	1	4	4	0	4
Foster Care Review	FC	1	3	3	0	3
Initial Foster Care	IF	1	2	2	0	2
Petition	PT	1	2	2	1	1
Show Cause	SC	0	1	1	1	-
Traffic	T	14	25	25	11	14
<b>Juvenile Total</b>		<b>127</b>	<b>292</b>	<b>292</b>	<b>106</b>	<b>182</b>
<b>Surry Totals</b>		<b>279</b>	<b>721</b>	<b>721</b>	<b>266</b>	<b>445</b>

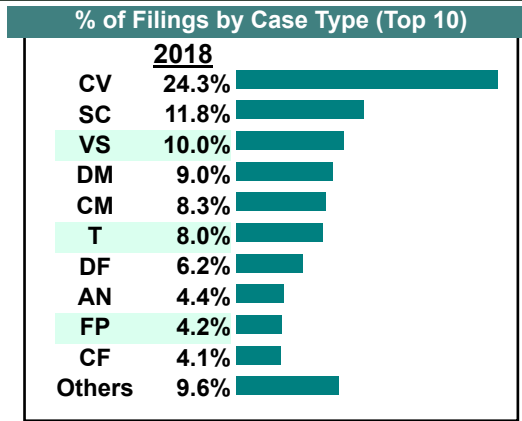
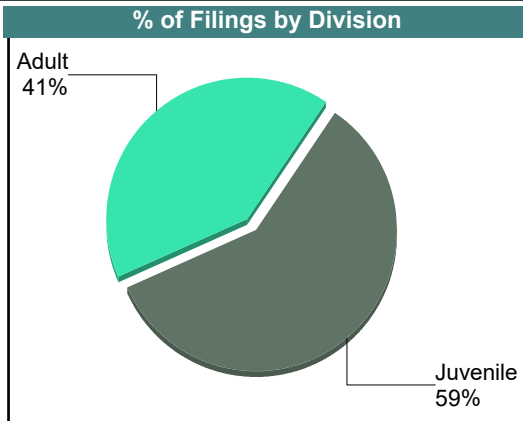
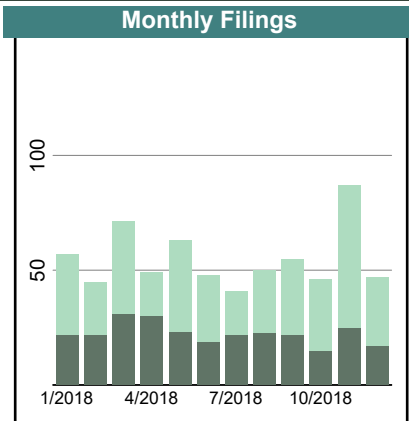


# CASELOAD STATISTICS OF THE JUVENILE & DOMESTIC RELATIONS COURTS

January 2018 thru December 2018

**Sussex**  
District: 6

		<u>Filings</u>	<u>Hearings</u>	<u>Transactions</u>	<u>Concluded</u>	<u>Cont</u>
<b>Adult</b>						
Non-Family Abuse Prot Order	AP	1	2	2	1	1
Capias	CA	23	96	96	30	66
Felony	CF	27	88	88	28	60
Misdemeanor	CM	55	194	194	47	144
Family Abuse - Prot Order	FP	28	54	54	26	28
Motion - Prot Order	MP	1	1	1	1	-
Show Cause	SC	70	277	277	65	210
Civil Support	VS	66	169	169	54	108
<b>Adult Total</b>		<b>271</b>	<b>881</b>	<b>881</b>	<b>252</b>	<b>617</b>
<b>Juvenile</b>						
Abuse or Neglect	AN	29	64	64	14	50
Capias	CA	1	6	6	2	4
Child in Need of Services	CS	5	17	17	2	15
Custody Visitation	CV	160	378	378	154	221
Felony	DF	41	179	179	33	145
Misdemeanor	DM	59	172	172	60	107
Foster Care Review	FC	3	4	4	3	1
Initial Foster Care	IF	3	3	3	2	1
Permanency	PH	3	3	3	3	-
Petition	PT	8	15	15	4	11
Remand Custody	RC	2	2	2	2	-
Remand Visitation	RV	2	2	2	2	-
Show Cause	SC	8	23	23	4	19
Status	ST	7	26	26	6	20
Traffic	T	53	99	102	53	46
Term Parental Rights	TP	2	6	6	2	4
Truancy	TR	2	3	3	1	2
<b>Juvenile Total</b>		<b>388</b>	<b>1,002</b>	<b>1,005</b>	<b>347</b>	<b>646</b>
<b>Sussex Totals</b>		<b>659</b>	<b>1,883</b>	<b>1,886</b>	<b>599</b>	<b>1,263</b>



Filings by Court & Division

	Brunswick	Emporia	Greensville	Hopewell	Prince George	Surry	Sussex	Total
<b>A</b> Civil Support	96 11%	63 7%	69 8%	254 30%	261 31%	34 4%	66 8%	843
Adult Misdemeanor	131 17%	84 11%	50 6%	258 33%	144 18%	64 8%	55 7%	786
Show Cause	84 11%	79 10%	61 8%	268 35%	172 23%	30 4%	70 9%	764
Capias	53 16%	34 10%	14 4%	136 40%	70 21%	8 2%	23 7%	338
Adult Felony	17 7%	23 10%	22 9%	96 40%	48 20%	8 3%	27 11%	241
Family Abuse - Prot Order	9 4%	14 6%	16 7%	97 41%	65 28%	6 3%	28 12%	235
Motion - Prot Order	1 6%	- 0%	1 6%	13 72%	1 6%	1 6%	1 6%	18
Non-Family Abuse Prot Order	1 8%	- 0%	1 8%	9 75%	- 0%	- 0%	1 8%	12
Bond Forfeiture	- 0%	3 30%	2 20%	5 50%	- 0%	- 0%	- 0%	10
SL/Other	1 10%	2 20%	1 10%	5 50%	1 10%	- 0%	- 0%	10
Protective Order	5 56%	1 11%	1 11%	1 11%	- 0%	1 11%	- 0%	9
Remand Support	1 13%	1 13%	1 13%	- 0%	5 63%	- 0%	- 0%	8
Other	- 0%	- 0%	1 20%	4 80%	- 0%	- 0%	- 0%	5
Violation of PO	- 0%	- 0%	- 0%	1 100%	- 0%	- 0%	- 0%	1
<b>Total</b>	399 12%	304 9%	240 7%	1,147 35%	767 23%	152 5%	271 8%	3,280
<b>J</b> Custody Visitation	211 10%	126 6%	150 7%	652 31%	696 33%	94 4%	160 8%	2,089
Delinquency	81 10%	88 10%	81 10%	287 34%	196 23%	14 2%	100 12%	847
Traffic	47 20%	24 10%	18 8%	28 12%	48 21%	14 6%	53 23%	232
Abuse or Neglect	2 2%	11 12%	13 14%	13 14%	25 27%	1 1%	29 31%	94
Status Offense/Other	5 5%	10 11%	10 11%	54 59%	6 7%	- 0%	7 8%	92
Foster Care Review	2 3%	5 7%	8 11%	33 47%	18 26%	1 1%	3 4%	70
Paternity	- 0%	6 11%	8 15%	24 45%	6 11%	1 2%	8 15%	53
Show Cause	8 15%	13 25%	3 6%	11 21%	10 19%	- 0%	8 15%	53
Initial Foster Care	1 3%	5 13%	7 18%	11 28%	11 28%	1 3%	3 8%	39

	Brunswick	Emporia	Greenville	Hopewell	Prince George	Surry	Sussex	Total
<b>J Permanency</b>	-	1	3	18	4	-	3	<b>29</b>
	0%	3%	10%	62%	14%	0%	10%	
<b>Term Parental Rights</b>	-	4	2	16	4	-	2	<b>28</b>
	0%	14%	7%	57%	14%	0%	7%	
<b>Capias</b>	13	-	-	7	5	-	1	<b>26</b>
	50%	0%	0%	27%	19%	0%	4%	
<b>Non-Family Abuse Prot Order</b>	-	-	1	22	1	-	-	<b>24</b>
	0%	0%	4%	92%	4%	0%	0%	
<b>Remand Custody</b>	1	-	3	6	2	-	2	<b>14</b>
	7%	0%	21%	43%	14%	0%	14%	
<b>Child in Need of Services</b>	3	1	-	-	2	-	5	<b>11</b>
	27%	9%	0%	0%	18%	0%	45%	
<b>Remand Visitation</b>	-	-	3	6	-	-	2	<b>11</b>
	0%	0%	27%	55%	0%	0%	18%	
<b>Truancy</b>	-	6	3	-	-	-	2	<b>11</b>
	0%	55%	27%	0%	0%	0%	18%	
<b>Child at Risk</b>	-	-	-	-	6	-	-	<b>6</b>
	0%	0%	0%	0%	100%	0%	0%	
<b>Motion - Prot Order</b>	-	-	-	-	5	-	-	<b>5</b>
	0%	0%	0%	0%	100%	0%	0%	
<b>Custody Relief</b>	-	-	-	3	-	-	-	<b>3</b>
	0%	0%	0%	100%	0%	0%	0%	
<b>Family Abuse - Prot Order</b>	3	-	-	-	-	-	-	<b>3</b>
	100%	0%	0%	0%	0%	0%	0%	
<b>Voluntary Continuing</b>	-	-	-	2	1	-	-	<b>3</b>
	0%	0%	0%	67%	33%	0%	0%	
<b>Emancipation</b>	-	-	-	1	-	-	-	<b>1</b>
	0%	0%	0%	100%	0%	0%	0%	
<b>Entrustment</b>	-	-	-	-	-	1	-	<b>1</b>
	0%	0%	0%	0%	0%	100%	0%	
<b>Violation Fam Abuse PO</b>	1	-	-	-	-	-	-	<b>1</b>
	100%	0%	0%	0%	0%	0%	0%	
<b>Total</b>	378	300	313	1,194	1,046	127	388	<b>3,746</b>
	10%	8%	8%	32%	28%	3%	10%	
<b>Total</b>	777	604	553	2,341	1,813	279	659	7,026
	11%	9%	8%	33%	26%	4%	9%	

# CASELOAD STATISTICS OF THE JUVENILE & DOMESTIC RELATIONS COURTS

January 2018 thru December 2018

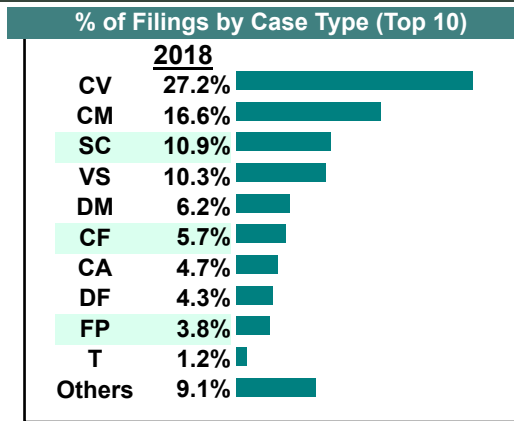
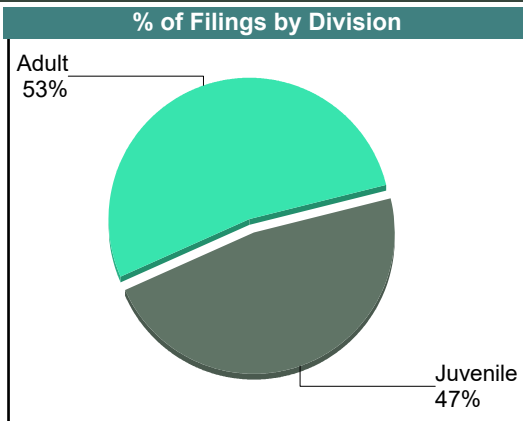
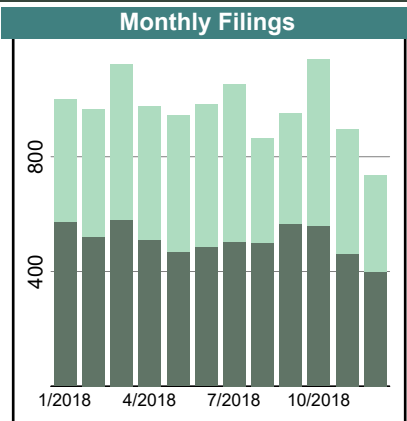
Newport News

District: 7

		Filings	Hearings	Transactions	Concluded	Cont
<b>Adult</b>						
Non-Family Abuse Prot Order	AP	21	38	38	20	18
Bond Forfeiture	BF	3	6	6	4	2
Capias	CA	550	1,906	1,906	710	1,195
Felony	CF	662	2,726	2,726	630	2,095
Misdemeanor	CM	1,935	6,646	6,646	1,915	4,727
Family Abuse - Prot Order	FP	438	968	968	436	532
Motion - Prot Order	MP	32	50	50	33	17
Other	OT	3	3	3	3	-
Protective Order	PC	3	3	3	3	-
Violation of PO	PV	16	17	17	17	-
Remand Support	RS	42	42	42	42	-
Show Cause	SC	1,207	3,907	3,907	1,574	2,328
SL/Other	SL	28	32	32	27	5
Civil Support	VS	1,194	2,295	2,295	1,184	1,108
<b>Adult Total</b>		<b>6,134</b>	<b>18,639</b>	<b>18,639</b>	<b>6,598</b>	<b>12,027</b>

<b>Juvenile</b>						
Abuse or Neglect	AN	130	457	457	126	331
Non-Family Abuse Prot Order	AP	41	75	75	40	35
Custody Relief	CR	5	14	14	11	3
Child in Need of Services	CS	23	106	106	20	86
Custody Visitation	CV	3,169	6,961	6,961	3,285	3,672
Felony	DF	495	3,037	3,037	506	2,531
Misdemeanor	DM	717	3,649	3,649	860	2,787
Foster Care Review	FC	102	138	138	111	27
Family Abuse - Prot Order	FP	3	7	7	3	4
Initial Foster Care	IF	67	92	92	77	15
Juv Support	JS	1	1	1	1	-
Permanency	PH	125	204	204	139	65
Petition	PT	49	113	113	54	59
Remand Custody	RC	55	55	55	52	-
Child at Risk	RI	2	4	4	2	2
RR	RR	1	1	1	1	-
Show Cause	SC	60	106	106	68	38
Status	ST	135	467	467	152	314
Traffic	T	144	268	289	172	117
Term Parental Rights	TP	64	253	253	52	201
Truancy	TR	98	163	163	102	59
Voluntary Continuing Services Agreement	VA	14	27	27	17	10
<b>Juvenile Total</b>		<b>5,500</b>	<b>16,198</b>	<b>16,219</b>	<b>5,851</b>	<b>10,356</b>

<b>Newport News Totals</b>		<b>11,634</b>	<b>34,837</b>	<b>34,858</b>	<b>12,449</b>	<b>22,383</b>
----------------------------	--	---------------	---------------	---------------	---------------	---------------



Filings by Court & Division

		<u>Newport News</u>		
<b>A</b>	Adult Misdemeanor	1,935	16.6%	
	Show Cause	1,207	10.4%	
	Civil Support	1,194	10.3%	
	Adult Felony	662	5.7%	
	Capias	550	4.7%	
	Family Abuse - Prot Order	438	3.8%	
	Remand Support	42	0.4%	
	Motion - Prot Order	32	0.3%	
	SL/Other	28	0.2%	
	Non-Family Abuse Prot Order	21	0.2%	
	Violation of PO	16	0.1%	
	Bond Forfeiture	3	0.0%	
	Other	3	0.0%	
	Protective Order	3	0.0%	
	<b>Total</b>		6,134	53%
<b>J</b>	Custody Visitation	3,169	27.2%	
	Delinquency	1,212	10.4%	
	Traffic	144	1.2%	
	Status Offense/Other	135	1.2%	
	Abuse or Neglect	130	1.1%	
	Permanency	125	1.1%	
	Foster Care Review	102	0.9%	
	Truancy	98	0.8%	
	Initial Foster Care	67	0.6%	
	Term Parental Rights	64	0.6%	
	Show Cause	60	0.5%	
	Remand Custody	55	0.5%	
	Paternity	49	0.4%	
	Non-Family Abuse Prot Order	41	0.4%	
	Child in Need of Services	23	0.2%	
	Voluntary Continuing Services Agre	14	0.1%	
	Custody Relief	5	0.0%	
	Family Abuse - Prot Order	3	0.0%	
	Child at Risk	2	0.0%	
	Juv Support	1	0.0%	
	Restoration of Parental Rights	1	0.0%	
	<b>Total</b>		5,500	47%
	<b>Total</b>		11,634	100%



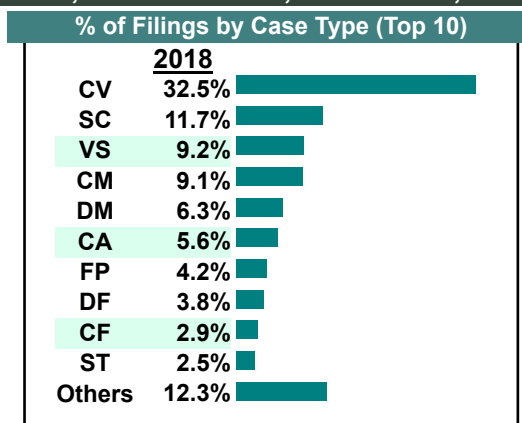
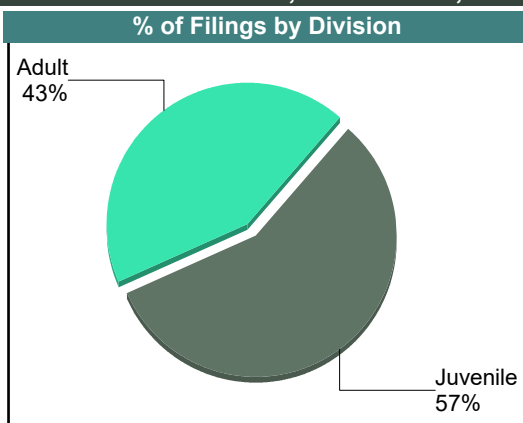
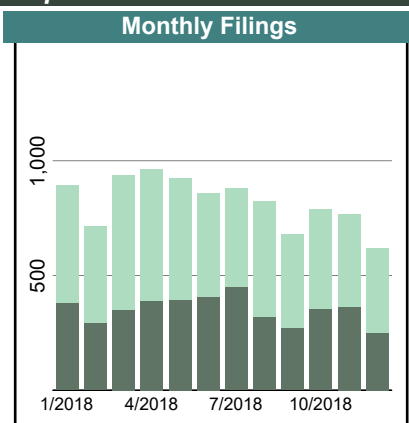
# CASELOAD STATISTICS OF THE JUVENILE & DOMESTIC RELATIONS COURTS

January 2018 thru December 2018

**Hampton**

District: 8

		<u>Filings</u>	<u>Hearings</u>	<u>Transactions</u>	<u>Concluded</u>	<u>Cont</u>
<b><u>Adult</u></b>						
Non-Family Abuse Prot Order	AP	11	21	21	12	9
Bond Forfeiture	BF	14	29	29	11	18
Capias	CA	534	2,412	2,412	712	1,700
Felony	CF	282	1,275	1,275	323	952
Misdemeanor	CM	892	4,082	4,082	1,071	3,011
Family Abuse - Prot Order	FP	409	714	714	409	305
Motion - Prot Order	MP	22	27	27	20	5
Violation of PO	PV	34	34	34	34	-
Remand Support	RS	88	88	88	88	-
Protective Order	SA	1	1	1	0	-
Show Cause	SC	1,024	3,097	3,097	1,240	1,855
SL/Other	SL	28	32	32	24	8
Civil Support	VS	905	2,119	2,119	904	1,214
<b>Adult Total</b>		<b>4,244</b>	<b>13,931</b>	<b>13,931</b>	<b>4,848</b>	<b>9,077</b>
<b><u>Juvenile</u></b>						
Abuse or Neglect	AN	58	179	179	53	126
Non-Family Abuse Prot Order	AP	27	48	48	21	27
Capias	CA	16	97	97	29	68
Custody Relief	CR	2	4	4	2	2
Custody Visitation	CV	3,204	6,122	6,122	3,202	2,910
Felony	DF	372	2,234	2,234	333	1,901
Misdemeanor	DM	622	2,552	2,552	593	1,959
Entrustment	ET	2	2	2	2	-
Foster Care Review	FC	53	60	60	53	7
Initial Foster Care	IF	29	30	30	29	1
Permanency	PH	51	60	60	51	9
Petition	PT	79	177	177	78	99
Remand Custody	RC	125	125	125	125	-
Remand Visitation	RV	129	129	129	129	-
Show Cause	SC	126	406	406	131	274
Status	ST	251	383	383	248	134
Traffic	T	238	363	399	239	160
Term Parental Rights	TP	30	44	44	30	14
Truancy	TR	167	647	647	170	477
Voluntary Continuing Services Agreement	VA	25	26	26	24	1
<b>Juvenile Total</b>		<b>5,606</b>	<b>13,688</b>	<b>13,724</b>	<b>5,542</b>	<b>8,169</b>
<b>Hampton Totals</b>		<b>9,850</b>	<b>27,619</b>	<b>27,655</b>	<b>10,390</b>	<b>17,246</b>



Filings by Court & Division

		<u>Hampton</u>		
<b>A</b>	Show Cause	1,024	10.4%	
	Civil Support	905	9.2%	
	Adult Misdemeanor	892	9.1%	
	Capias	534	5.4%	
	Family Abuse - Prot Order	409	4.2%	
	Adult Felony	282	2.9%	
	Remand Support	88	0.9%	
	Violation of PO	34	0.3%	
	SL/Other	28	0.3%	
	Motion - Prot Order	22	0.2%	
	Bond Forfeiture	14	0.1%	
	Non-Family Abuse Prot Order	11	0.1%	
	Protective Order	1	0.0%	
	<b>Total</b>		4,244	43%
<b>J</b>	Custody Visitation	3,204	32.5%	
	Delinquency	994	10.1%	
	Status Offense/Other	251	2.5%	
	Traffic	238	2.4%	
	Truancy	167	1.7%	
	Remand Visitation	129	1.3%	
	Show Cause	126	1.3%	
	Remand Custody	125	1.3%	
	Paternity	79	0.8%	
	Abuse or Neglect	58	0.6%	
	Foster Care Review	53	0.5%	
	Permanency	51	0.5%	
	Term Parental Rights	30	0.3%	
	Initial Foster Care	29	0.3%	
	Non-Family Abuse Prot Order	27	0.3%	
	Voluntary Continuing Services Agree	25	0.3%	
	Capias	16	0.2%	
	Custody Relief	2	0.0%	
	Entrustment	2	0.0%	
	<b>Total</b>		5,606	57%
	<b>Total</b>		9,850	100%

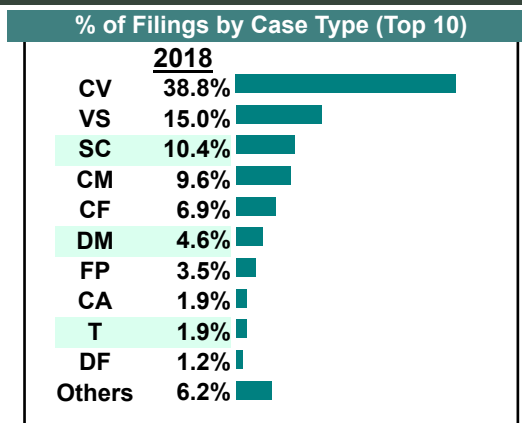
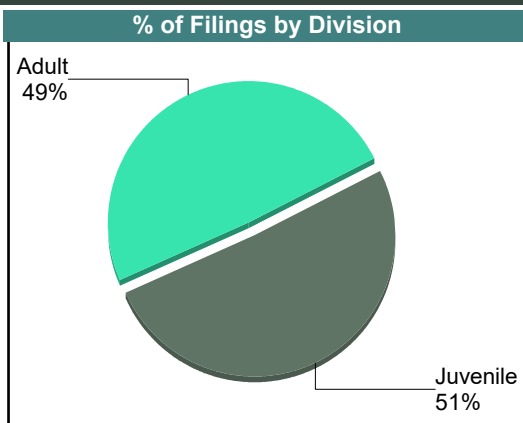
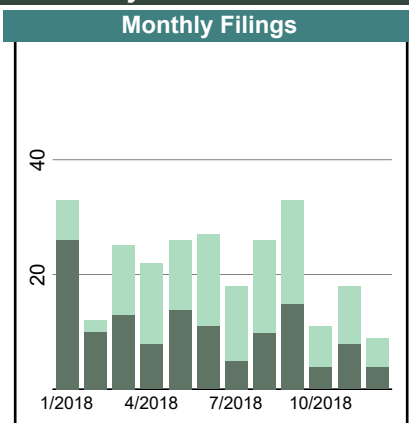
# CASELOAD STATISTICS OF THE JUVENILE & DOMESTIC RELATIONS COURTS

January 2018 thru December 2018

Charles City

District: 9

		<u>Filings</u>	<u>Hearings</u>	<u>Transactions</u>	<u>Concluded</u>	<u>Cont</u>
<b>Adult</b>						
Bond Forfeiture	BF	0	2	2	1	1
Capias	CA	5	23	23	13	10
Felony	CF	18	45	45	18	27
Misdemeanor	CM	25	77	77	29	48
Family Abuse - Prot Order	FP	9	20	20	9	11
Motion - Prot Order	MP	3	3	3	3	-
Violation of PO	PV	3	3	3	3	-
Remand Support	RS	1	1	1	1	-
Show Cause	SC	24	73	73	33	40
SL/Other	SL	1	3	3	1	2
Civil Support	VS	39	74	74	37	37
<b>Adult Total</b>		<b>128</b>	<b>324</b>	<b>324</b>	<b>148</b>	<b>176</b>
<b>Juvenile</b>						
Non-Family Abuse Prot Order	AP	1	2	2	1	1
Custody Visitation	CV	101	229	229	111	118
Felony	DF	3	13	13	3	10
Misdemeanor	DM	12	32	32	11	21
Initial Foster Care	IF	1	1	1	1	-
Petition	PT	1	2	2	1	1
Show Cause	SC	3	5	5	1	4
Status	ST	2	4	4	2	2
Traffic	T	5	10	10	4	6
Truancy	TR	3	14	14	1	13
<b>Juvenile Total</b>		<b>132</b>	<b>312</b>	<b>312</b>	<b>136</b>	<b>176</b>
<b>Charles City Totals</b>		<b>260</b>	<b>636</b>	<b>636</b>	<b>284</b>	<b>352</b>



# CASELOAD STATISTICS OF THE JUVENILE & DOMESTIC RELATIONS COURTS

January 2018 thru December 2018

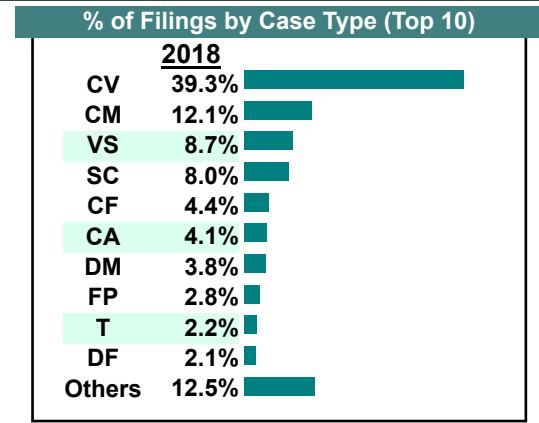
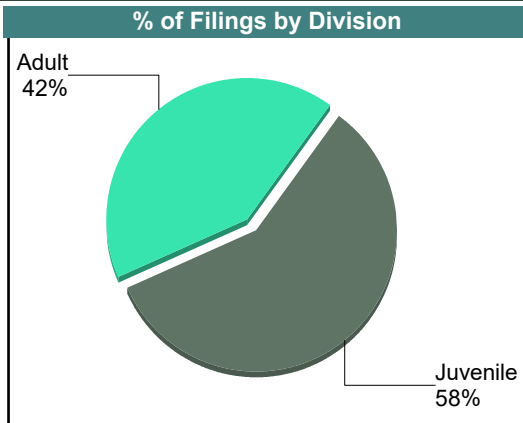
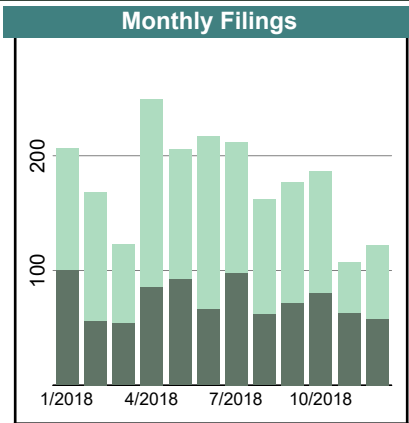
Gloucester

District: 9

		<u>Filings</u>	<u>Hearings</u>	<u>Transactions</u>	<u>Concluded</u>	<u>Cont</u>
<b>Adult</b>						
Non-Family Abuse Prot Order	AP	8	22	22	7	15
Capias	CA	88	199	199	93	106
Felony	CF	93	209	209	85	124
Misdemeanor	CM	259	745	745	272	473
Family Abuse - Prot Order	FP	59	161	161	76	85
Motion - Prot Order	MP	17	20	20	17	3
Other	OT	3	3	3	2	1
Violation of PO	PV	8	8	8	8	-
Remand Support	RS	15	15	15	15	-
Show Cause	SC	149	448	448	148	300
SL/Other	SL	7	40	40	8	32
Civil Support	VS	186	301	301	184	116
<b>Adult Total</b>		<b>892</b>	<b>2,171</b>	<b>2,171</b>	<b>915</b>	<b>1,255</b>

<b>Juvenile</b>						
Abuse or Neglect	AN	21	66	66	22	44
Non-Family Abuse Prot Order	AP	2	4	4	2	2
Custody Relief	CR	3	3	3	3	-
Child in Need of Services	CS	3	12	12	2	10
Custody Visitation	CV	840	1,446	1,446	803	642
Felony	DF	45	247	247	42	205
Misdemeanor	DM	82	408	408	95	313
Entrustment	ET	7	8	8	7	1
Foster Care Review	FC	22	23	23	22	1
Initial Foster Care	IF	11	14	14	12	2
Motion - Prot Order	MP	3	3	3	3	-
Permanency	PH	18	18	18	18	-
Petition	PT	3	10	10	4	6
Remand Custody	RC	37	37	37	37	-
Remand Visitation	RV	37	37	37	37	-
Show Cause	SC	21	65	65	13	52
Status	ST	21	64	64	23	41
Traffic	T	47	97	97	52	45
Term Parental Rights	TP	13	28	28	13	15
Truancy	TR	3	19	19	7	12
Voluntary Continuing Services Agreement	VA	6	7	7	6	1
<b>Juvenile Total</b>		<b>1,245</b>	<b>2,616</b>	<b>2,616</b>	<b>1,223</b>	<b>1,392</b>

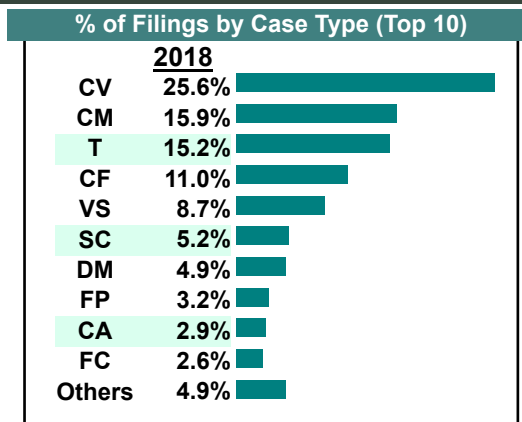
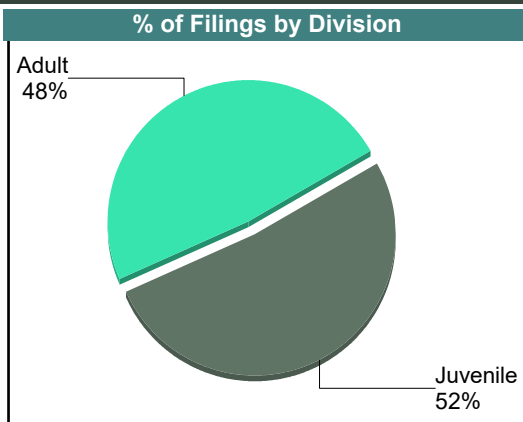
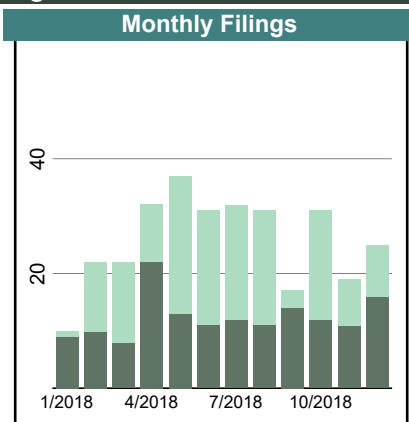
<b>Gloucester Totals</b>		<b>2,137</b>	<b>4,787</b>	<b>4,787</b>	<b>2,138</b>	<b>2,647</b>
--------------------------	--	--------------	--------------	--------------	--------------	--------------



# CASELOAD STATISTICS OF THE JUVENILE & DOMESTIC RELATIONS COURTS

January 2018 thru December 2018

		<u>Filings</u>	<u>Hearings</u>	<u>Transactions</u>	<u>Concluded</u>	<u>Cont</u>
<b>Adult</b>						
Capias	CA	9	22	22	7	15
Felony	CF	34	114	114	46	68
Misdemeanor	CM	49	123	123	52	71
Family Abuse - Prot Order	FP	10	17	17	8	9
Motion - Prot Order	MP	1	1	1	1	-
Other	OT	1	3	3	1	2
Show Cause	SC	16	55	55	20	35
SL/Other	SL	2	2	2	2	-
Civil Support	VS	27	46	46	28	18
<b>Adult Total</b>		<b>149</b>	<b>383</b>	<b>383</b>	<b>165</b>	<b>218</b>
<b>Juvenile</b>						
Abuse or Neglect	AN	3	12	12	3	9
Custody Visitation	CV	79	123	123	79	43
Felony	DF	1	14	14	12	2
Misdemeanor	DM	15	44	44	24	20
Emancipation	EP	1	1	1	1	-
Foster Care Review	FC	8	8	8	8	-
Petition	PT	2	4	4	2	2
Status	ST	4	8	8	4	4
Traffic	T	47	96	97	54	43
<b>Juvenile Total</b>		<b>160</b>	<b>310</b>	<b>311</b>	<b>187</b>	<b>123</b>
<b>King &amp; Queen Totals</b>		<b>309</b>	<b>693</b>	<b>694</b>	<b>352</b>	<b>341</b>



# CASELOAD STATISTICS OF THE JUVENILE & DOMESTIC RELATIONS COURTS

January 2018 thru December 2018

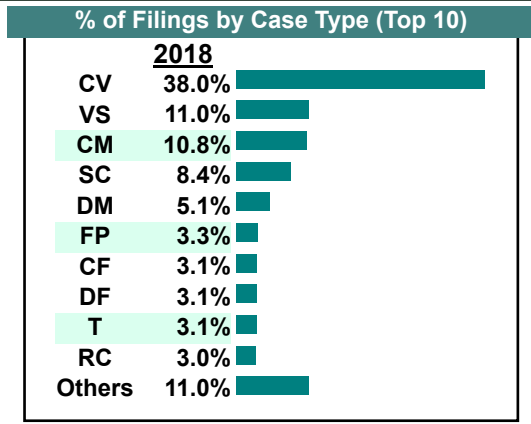
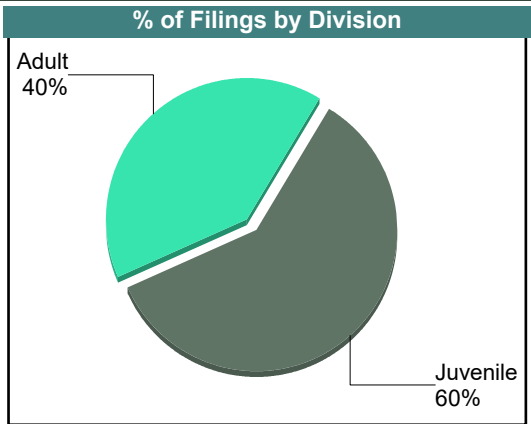
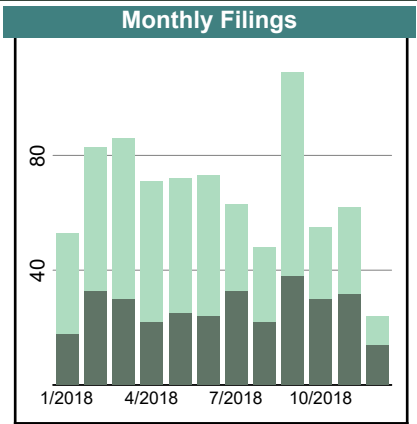
King William

District: 9

		<u>Filings</u>	<u>Hearings</u>	<u>Transactions</u>	<u>Concluded</u>	<u>Cont</u>
<b>Adult</b>						
Bond Forfeiture	BF	1	1	1	1	-
Capias	CA	16	55	55	17	38
Felony	CF	25	74	74	25	49
Misdemeanor	CM	86	248	248	75	173
Family Abuse - Prot Order	FP	26	55	55	26	29
Motion - Prot Order	MP	3	5	5	3	2
Other	OT	1	1	1	1	-
Violation of PO	PV	1	1	1	1	-
Remand Support	RS	14	14	14	14	-
Show Cause	SC	54	133	133	64	69
SL/Other	SL	6	7	7	6	1
Civil Support	VS	88	163	163	98	65
<b>Adult Total</b>		<b>321</b>	<b>757</b>	<b>757</b>	<b>331</b>	<b>426</b>

		<u>Filings</u>	<u>Hearings</u>	<u>Transactions</u>	<u>Concluded</u>	<u>Cont</u>
<b>Juvenile</b>						
Abuse or Neglect	AN	5	15	15	5	10
Capias	CA	1	4	4	0	4
Child in Need of Services	CS	0	1	1	1	-
Custody Visitation	CV	304	533	533	349	183
Felony	DF	25	82	82	22	60
Misdemeanor	DM	41	107	107	42	65
Entrustment	ET	1	2	2	1	1
Foster Care Review	FC	2	3	3	2	1
Permanency	PH	2	2	2	2	-
Petition	PT	10	16	16	8	8
Remand Custody	RC	24	24	24	24	-
Remand Visitation	RV	24	24	24	24	-
Show Cause	SC	13	26	26	6	20
Traffic	T	25	56	59	31	28
Truancy	TR	0	3	3	2	1
Voluntary Continuing Services Agreement	VA	1	1	1	1	-
<b>Juvenile Total</b>		<b>478</b>	<b>899</b>	<b>902</b>	<b>520</b>	<b>381</b>

<b>King William Totals</b>		<b>799</b>	<b>1,656</b>	<b>1,659</b>	<b>851</b>	<b>807</b>
----------------------------	--	------------	--------------	--------------	------------	------------



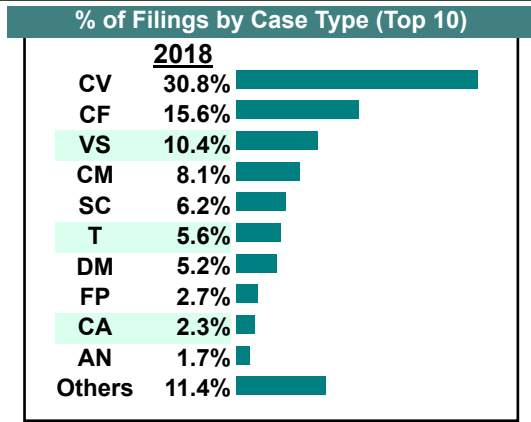
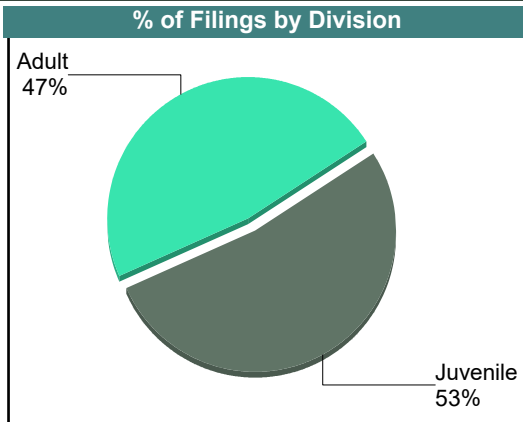
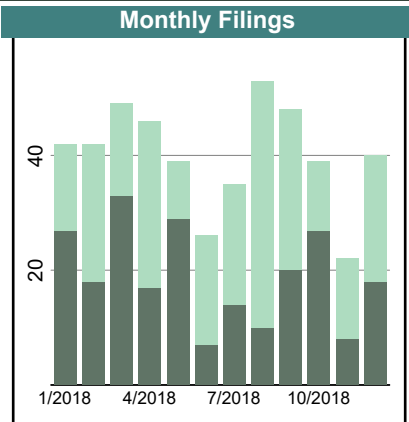
# CASELOAD STATISTICS OF THE JUVENILE & DOMESTIC RELATIONS COURTS

January 2018 thru December 2018

**Mathews**

District: 9

		<u>Filings</u>	<u>Hearings</u>	<u>Transactions</u>	<u>Concluded</u>	<u>Cont</u>
<b><u>Adult</u></b>						
Capias	CA	11	24	24	8	16
Felony	CF	75	198	198	47	151
Misdemeanor	CM	39	123	123	36	87
Family Abuse - Prot Order	FP	13	28	28	14	14
Motion - Prot Order	MP	2	2	2	2	-
Other	OT	5	10	10	5	5
Violation of PO	PV	2	2	2	2	-
Remand Support	RS	2	2	2	2	-
Show Cause	SC	29	78	78	31	47
SL/Other	SL	0	8	8	2	6
Civil Support	VS	50	70	70	47	23
<b>Adult Total</b>		<b>228</b>	<b>545</b>	<b>545</b>	<b>196</b>	<b>349</b>
<b><u>Juvenile</u></b>						
Abuse or Neglect	AN	8	23	23	8	15
Child in Need of Services	CS	3	7	7	4	3
Custody Visitation	CV	148	253	253	157	96
Felony	DF	6	19	19	6	13
Misdemeanor	DM	25	77	77	19	58
Entrustment	ET	3	3	3	3	-
Foster Care Review	FC	5	5	5	5	-
Initial Foster Care	IF	5	5	5	5	-
Permanency	PH	5	5	5	5	-
Petition	PT	2	3	3	2	1
Remand Custody	RC	4	4	4	4	-
Remand Visitation	RV	3	3	3	3	-
Show Cause	SC	1	3	3	1	2
Status	ST	5	14	14	8	6
Traffic	T	27	53	53	23	30
Term Parental Rights	TP	2	2	2	2	-
Truancy	TR	1	2	2	0	2
<b>Juvenile Total</b>		<b>253</b>	<b>481</b>	<b>481</b>	<b>255</b>	<b>226</b>
<b>Mathews Totals</b>		<b>481</b>	<b>1,026</b>	<b>1,026</b>	<b>451</b>	<b>575</b>



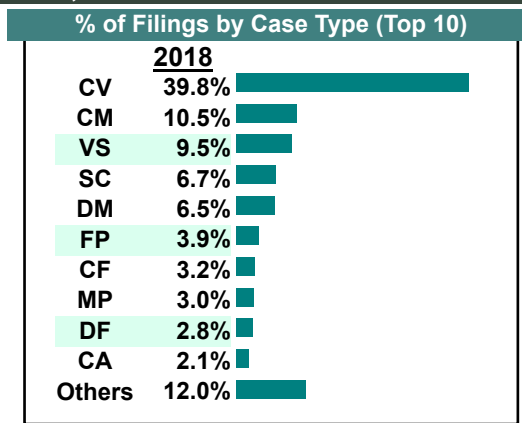
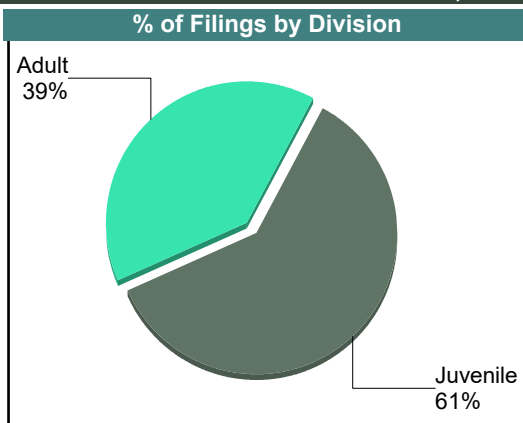
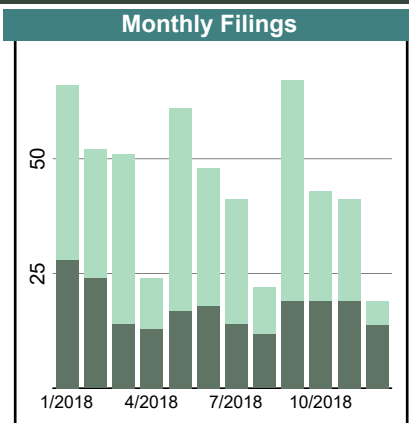
# CASELOAD STATISTICS OF THE JUVENILE & DOMESTIC RELATIONS COURTS

January 2018 thru December 2018

Middlesex

District: 9

		<u>Filings</u>	<u>Hearings</u>	<u>Transactions</u>	<u>Concluded</u>	<u>Cont</u>
<b>Adult</b>						
Non-Family Abuse Prot Order	AP	3	4	4	2	2
Capias	CA	10	29	29	17	12
Felony	CF	17	43	43	18	25
Misdemeanor	CM	56	149	149	50	99
Family Abuse - Prot Order	FP	21	46	46	24	22
Motion - Prot Order	MP	12	16	16	12	4
Remand Support	RS	2	2	2	2	-
Show Cause	SC	35	120	120	54	66
SL/Other	SL	4	29	29	4	25
Civil Support	VS	51	83	83	52	31
<b>Adult Total</b>		<b>211</b>	<b>521</b>	<b>521</b>	<b>235</b>	<b>286</b>
<b>Juvenile</b>						
Abuse or Neglect	AN	8	26	26	7	19
Non-Family Abuse Prot Order	AP	1	3	3	1	2
Capias	CA	1	2	2	1	1
Custody Relief	CR	1	1	1	1	-
Child in Need of Services	CS	1	9	9	4	5
Custody Visitation	CV	213	338	338	231	107
Felony	DF	15	77	77	28	49
Misdemeanor	DM	35	104	104	27	77
Entrustment	ET	2	2	2	2	-
Foster Care Review	FC	5	5	5	5	-
Initial Foster Care	IF	8	8	8	8	-
Motion - Prot Order	MP	4	4	4	4	-
Permanency	PH	4	4	4	4	-
Remand Custody	RC	6	6	6	6	-
Remand Visitation	RV	5	5	5	5	-
Show Cause	SC	1	2	2	2	-
Status	ST	5	11	11	6	5
Traffic	T	7	13	13	6	7
Term Parental Rights	TP	1	1	1	1	-
Truancy	TR	1	2	2	1	1
<b>Juvenile Total</b>		<b>324</b>	<b>623</b>	<b>623</b>	<b>350</b>	<b>273</b>
<b>Middlesex Totals</b>		<b>535</b>	<b>1,144</b>	<b>1,144</b>	<b>585</b>	<b>559</b>





**CASELOAD STATISTICS OF THE JUVENILE & DOMESTIC RELATIONS COURTS**

January 2018 thru December 2018

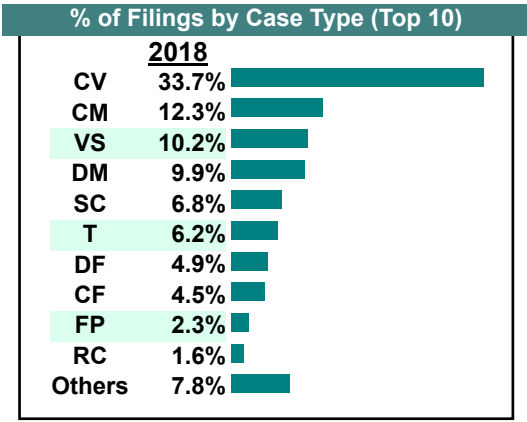
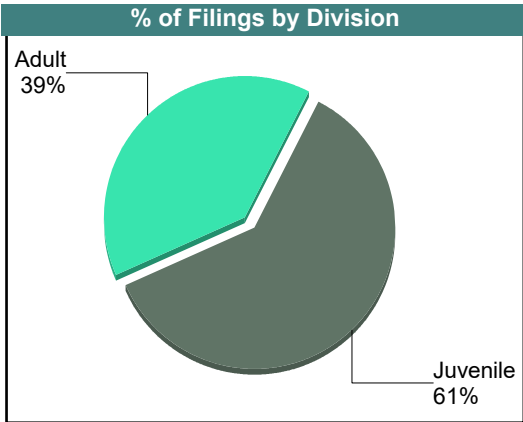
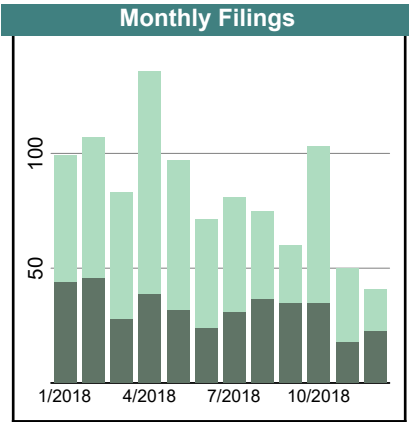
**New Kent**

District: 9

		<u>Filings</u>	<u>Hearings</u>	<u>Transactions</u>	<u>Concluded</u>	<u>Cont</u>
<b>Adult</b>						
Non-Family Abuse Prot Order	AP	5	10	10	5	5
Capias	CA	12	44	44	11	33
Felony	CF	45	135	135	41	94
Misdemeanor	CM	123	371	371	114	257
Family Abuse - Prot Order	FP	23	51	51	20	31
Motion - Prot Order	MP	3	4	4	3	1
Other	OT	3	6	6	3	3
Violation of PO	PV	2	2	2	2	-
Remand Support	RS	11	11	11	11	-
Show Cause	SC	63	226	226	81	145
Civil Support	VS	102	206	206	104	102
<b>Adult Total</b>		<b>392</b>	<b>1,066</b>	<b>1,066</b>	<b>395</b>	<b>671</b>

<b>Juvenile</b>						
Non-Family Abuse Prot Order	AP	2	7	7	4	3
Child in Need of Services	CS	0	2	2	2	-
Custody Visitation	CV	338	798	798	344	454
Felony	DF	49	181	181	44	137
Misdemeanor	DM	99	255	255	97	158
Foster Care Review	FC	7	9	9	7	2
Motion - Prot Order	MP	2	3	3	2	1
Permanency	PH	3	3	3	3	-
Petition	PT	2	10	10	6	4
Remand Custody	RC	16	16	16	16	-
Remand Visitation	RV	16	16	16	16	-
Show Cause	SC	5	7	7	4	3
Status	ST	4	16	16	6	10
Traffic	T	62	154	154	82	72
Term Parental Rights	TP	4	4	4	4	-
Truancy	TR	1	2	2	1	1
Voluntary Continuing Services Agreement	VA	1	1	1	1	-
<b>Juvenile Total</b>		<b>611</b>	<b>1,484</b>	<b>1,484</b>	<b>639</b>	<b>845</b>

<b>New Kent Totals</b>		<b>1,003</b>	<b>2,550</b>	<b>2,550</b>	<b>1,034</b>	<b>1,516</b>
------------------------	--	--------------	--------------	--------------	--------------	--------------



# CASELOAD STATISTICS OF THE JUVENILE & DOMESTIC RELATIONS COURTS

January 2018 thru December 2018

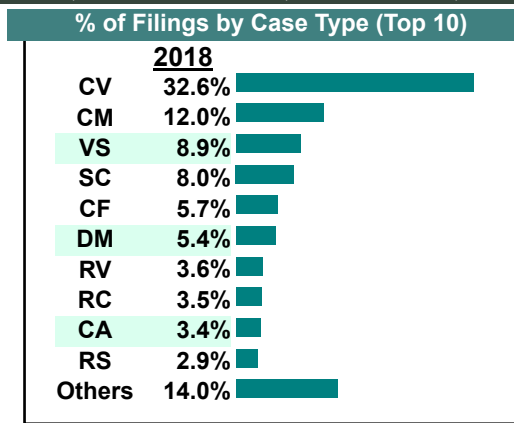
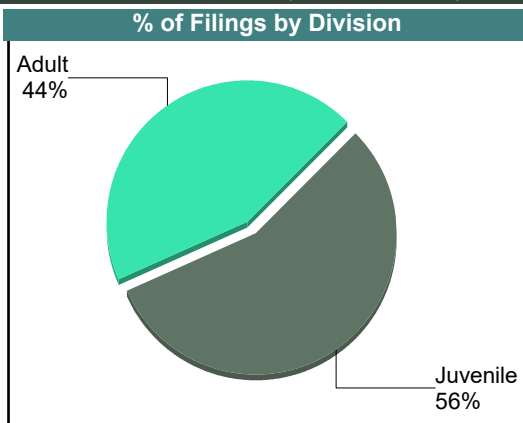
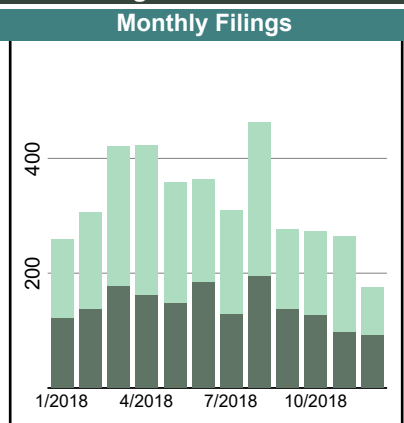
Williamsburg

District: 9

		<u>Filings</u>	<u>Hearings</u>	<u>Transactions</u>	<u>Concluded</u>	<u>Cont</u>
<b>Adult</b>						
Non-Family Abuse Prot Order	AP	4	8	8	4	4
Bond Forfeiture	BF	3	3	3	1	2
Capias	CA	130	366	366	157	209
Felony	CF	221	450	450	204	244
Misdemeanor	CM	469	1,306	1,306	480	826
Family Abuse - Prot Order	FP	103	193	193	102	91
Motion - Prot Order	MP	8	9	9	8	1
Other	OT	27	29	29	27	2
Violation of PO	PV	5	5	5	5	-
Remand Support	RS	113	113	113	113	-
Show Cause	SC	281	764	764	335	429
SL/Other	SL	7	7	7	7	-
Civil Support	VS	346	563	563	327	236
<b>Adult Total</b>		<b>1,717</b>	<b>3,816</b>	<b>3,816</b>	<b>1,770</b>	<b>2,044</b>

<b>Juvenile</b>						
Abuse or Neglect	AN	33	97	97	32	65
Non-Family Abuse Prot Order	AP	2	4	4	2	2
Capias	CA	3	11	11	4	7
Custody Relief	CR	3	12	12	7	5
Child in Need of Services	CS	0	1	1	1	-
Custody Visitation	CV	1,270	2,521	2,521	1,278	1,243
Felony	DF	53	235	235	42	193
Misdemeanor	DM	209	802	802	254	548
Entrustment	ET	12	12	12	12	-
Foster Care Review	FC	16	16	16	16	-
Initial Foster Care	IF	23	23	23	23	-
Motion - Prot Order	MP	20	32	32	20	12
Permanency	PH	9	12	12	9	3
Petition	PT	30	38	38	26	12
Remand Custody	RC	138	139	139	139	-
Child at Risk	RI	12	34	34	9	25
RR	RR	1	2	2	1	1
Remand Visitation	RV	140	140	140	140	-
Show Cause	SC	29	90	90	25	65
Status	ST	61	119	119	63	56
Traffic	T	83	145	152	85	67
Term Parental Rights	TP	8	14	14	6	8
Truancy	TR	20	24	24	20	4
Voluntary Continuing Services Agreement	VA	2	2	2	2	-
<b>Juvenile Total</b>		<b>2,177</b>	<b>4,525</b>	<b>4,532</b>	<b>2,216</b>	<b>2,316</b>

<b>Williamsburg Totals</b>		<b>3,894</b>	<b>8,341</b>	<b>8,348</b>	<b>3,986</b>	<b>4,360</b>
----------------------------	--	--------------	--------------	--------------	--------------	--------------



# CASELOAD STATISTICS OF THE JUVENILE & DOMESTIC RELATIONS COURTS

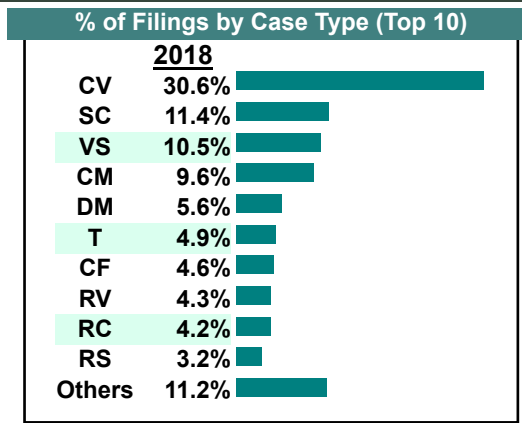
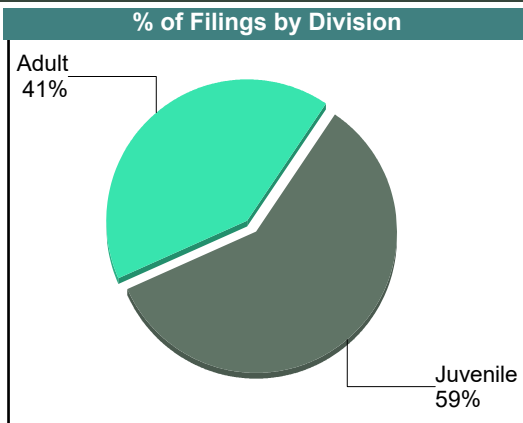
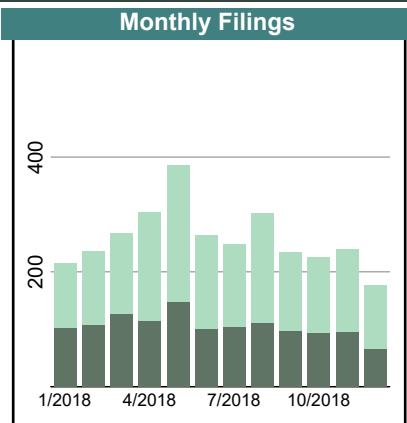
January 2018 thru December 2018

York District: 9

		Filings	Hearings	Transactions	Concluded	Cont
<b>Adult</b>						
Non-Family Abuse Prot Order	AP	9	21	21	12	9
Capias	CA	60	218	218	73	145
Felony	CF	143	470	480	157	323
Misdemeanor	CM	298	1,048	1,048	362	686
Crim Support	CS	1	3	3	1	2
Family Abuse - Prot Order	FP	71	173	173	79	94
Motion - Prot Order	MP	7	9	9	6	3
Other	OT	7	30	30	10	20
Violation of PO	PV	1	1	1	1	-
Remand Support	RS	98	98	98	98	-
Show Cause	SC	247	807	807	259	548
SL/Other	SL	4	12	12	7	5
Civil Support	VS	324	721	721	342	379
<b>Adult Total</b>		<b>1,270</b>	<b>3,611</b>	<b>3,621</b>	<b>1,407</b>	<b>2,214</b>

<b>Juvenile</b>						
Abuse or Neglect	AN	9	28	28	11	17
Non-Family Abuse Prot Order	AP	3	10	10	5	5
Capias	CA	8	22	22	6	16
Custody Relief	CR	1	3	3	1	2
Child in Need of Services	CS	0	1	1	1	-
Custody Visitation	CV	946	2,277	2,277	915	1,362
Felony	DF	79	392	392	124	268
Misdemeanor	DM	173	868	868	256	612
Emancipation	EP	1	2	2	1	1
Entrustment	ET	4	4	4	4	-
Foster Care Review	FC	16	20	20	14	6
Initial Foster Care	IF	2	2	2	2	-
Motion - Prot Order	MP	1	2	2	0	2
Permanency	PH	3	4	4	3	1
Petition	PT	9	25	25	6	19
Remand Custody	RC	130	130	130	130	-
Child at Risk	RI	1	3	3	3	-
RR	RR	1	2	2	1	1
Remand Visitation	RV	132	132	132	132	-
Show Cause	SC	107	229	229	66	163
Status	ST	39	166	166	30	136
Traffic	T	151	315	316	153	163
Term Parental Rights	TP	1	11	11	5	6
Truancy	TR	5	8	8	1	7
Voluntary Continuing Services Agreement	VA	4	4	4	4	-
<b>Juvenile Total</b>		<b>1,826</b>	<b>4,660</b>	<b>4,661</b>	<b>1,874</b>	<b>2,787</b>

<b>York Totals</b>		<b>3,096</b>	<b>8,271</b>	<b>8,282</b>	<b>3,281</b>	<b>5,001</b>
--------------------	--	--------------	--------------	--------------	--------------	--------------



Filings by Court & Division

	Charles City	Gloucester	King & Queen	King William	Mathews	Middlesex	New Kent	Williamsburg	York	Total
<b>A Adult Misdemeanor</b>	25 2%	259 18%	49 3%	86 6%	39 3%	56 4%	123 9%	469 33%	298 21%	1,404
<b>Civil Support</b>	39 3%	186 15%	27 2%	88 7%	50 4%	51 4%	102 8%	346 29%	324 27%	1,213
<b>Show Cause</b>	24 3%	149 17%	16 2%	54 6%	29 3%	35 4%	63 7%	281 31%	247 28%	898
<b>Adult Felony</b>	18 3%	93 14%	34 5%	25 4%	75 11%	17 3%	45 7%	221 33%	143 21%	671
<b>Capias</b>	5 1%	88 26%	9 3%	16 5%	11 3%	10 3%	12 4%	130 38%	60 18%	341
<b>Family Abuse - Prot Order</b>	9 3%	59 18%	10 3%	26 8%	13 4%	21 6%	23 7%	103 31%	71 21%	335
<b>Remand Support</b>	1 0%	15 6%	- 0%	14 5%	2 1%	2 1%	11 4%	113 44%	98 38%	256
<b>Motion - Prot Order</b>	3 5%	17 30%	1 2%	3 5%	2 4%	12 21%	3 5%	8 14%	7 13%	56
<b>Other</b>	- 0%	3 6%	1 2%	1 2%	5 11%	- 0%	3 6%	27 57%	7 15%	47
<b>SL/Other</b>	1 3%	7 23%	2 6%	6 19%	- 0%	4 13%	- 0%	7 23%	4 13%	31
<b>Non-Family Abuse Prot Order</b>	- 0%	8 28%	- 0%	- 0%	- 0%	3 10%	5 17%	4 14%	9 31%	29
<b>Violation of PO</b>	3 14%	8 36%	- 0%	1 5%	2 9%	- 0%	2 9%	5 23%	1 5%	22
<b>Bond Forfeiture</b>	- 0%	- 0%	- 0%	1 25%	- 0%	- 0%	- 0%	3 75%	- 0%	4
<b>Criminal Support</b>	- 0%	- 0%	- 0%	- 0%	- 0%	- 0%	- 0%	- 0%	1 100%	1
<b>Total</b>	128 2%	892 17%	149 3%	321 6%	228 4%	211 4%	392 7%	1,717 32%	1,270 24%	5,308
<b>J Custody Visitation</b>	101 2%	840 20%	79 2%	304 7%	148 3%	213 5%	338 8%	1,270 30%	946 22%	4,239
<b>Delinquency</b>	15 2%	127 13%	16 2%	66 7%	31 3%	50 5%	148 15%	262 27%	252 26%	967
<b>Traffic</b>	5 1%	47 10%	47 10%	25 6%	27 6%	7 2%	62 14%	83 18%	151 33%	454
<b>Remand Visitation</b>	- 0%	37 10%	- 0%	24 7%	3 1%	5 1%	16 4%	140 39%	132 37%	357
<b>Remand Custody</b>	- 0%	37 10%	- 0%	24 7%	4 1%	6 2%	16 5%	138 39%	130 37%	355
<b>Show Cause</b>	3 2%	21 12%	- 0%	13 7%	1 1%	1 1%	5 3%	29 16%	107 59%	180
<b>Status Offense/Other</b>	2 1%	21 15%	4 3%	- 0%	5 4%	5 4%	4 3%	61 43%	39 28%	141
<b>Abuse or Neglect</b>	- 0%	21 24%	3 3%	5 6%	8 9%	8 9%	- 0%	33 38%	9 10%	87
<b>Foster Care Review</b>	- 0%	22 27%	8 10%	2 2%	5 6%	5 6%	7 9%	16 20%	16 20%	81

	Charles City	Gloucester	King & Queen	King William	Mathews	Middlesex	New Kent	Williamsburg	York	Total
<b>J</b> Paternity	1	3	2	10	2	-	2	30	9	<b>59</b>
	2%	5%	3%	17%	3%	0%	3%	51%	15%	
Initial Foster Care	1	11	-	-	5	8	-	23	2	<b>50</b>
	2%	22%	0%	0%	10%	16%	0%	46%	4%	
Permanency	-	18	-	2	5	4	3	9	3	<b>44</b>
	0%	41%	0%	5%	11%	9%	7%	20%	7%	
Truancy	3	3	-	-	1	1	1	20	5	<b>34</b>
	9%	9%	0%	0%	3%	3%	3%	59%	15%	
Motion - Prot Order	-	3	-	-	-	4	2	20	1	<b>30</b>
	0%	10%	0%	0%	0%	13%	7%	67%	3%	
Entrustment	-	7	-	1	3	2	-	12	4	<b>29</b>
	0%	24%	0%	3%	10%	7%	0%	41%	14%	
Term Parental Rights	-	13	-	-	2	1	4	8	1	<b>29</b>
	0%	45%	0%	0%	7%	3%	14%	28%	3%	
Voluntary Continuing	-	6	-	1	-	-	1	2	4	<b>14</b>
	0%	43%	0%	7%	0%	0%	7%	14%	29%	
Capias	-	-	-	1	-	1	-	3	8	<b>13</b>
	0%	0%	0%	8%	0%	8%	0%	23%	62%	
Child at Risk	-	-	-	-	-	-	-	12	1	<b>13</b>
	0%	0%	0%	0%	0%	0%	0%	92%	8%	
Non-Family Abuse Prot Order	1	2	-	-	-	1	2	2	3	<b>11</b>
	9%	18%	0%	0%	0%	9%	18%	18%	27%	
Custody Relief	-	3	-	-	-	1	-	3	1	<b>8</b>
	0%	38%	0%	0%	0%	13%	0%	38%	13%	
Child in Need of Services	-	3	-	-	3	1	-	-	-	<b>7</b>
	0%	43%	0%	0%	43%	14%	0%	0%	0%	
Emancipation	-	-	1	-	-	-	-	-	1	<b>2</b>
	0%	0%	50%	0%	0%	0%	0%	0%	50%	
Restoration of Parental Rights	-	-	-	-	-	-	-	1	1	<b>2</b>
	0%	0%	0%	0%	0%	0%	0%	50%	50%	
<b>Total</b>	132	1,245	160	478	253	324	611	2,177	1,826	<b>7,206</b>
	2%	17%	2%	7%	4%	4%	8%	30%	25%	
<b>Total</b>	260	2,137	309	799	481	535	1,003	3,894	3,096	<b>12,514</b>
	2%	17%	2%	6%	4%	4%	8%	31%	25%	

# CASELOAD STATISTICS OF THE JUVENILE & DOMESTIC RELATIONS COURTS

January 2018 thru December 2018

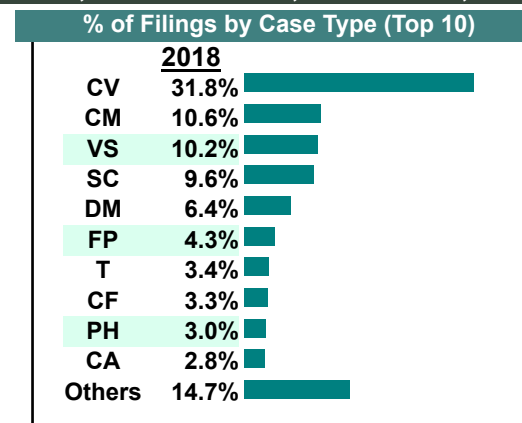
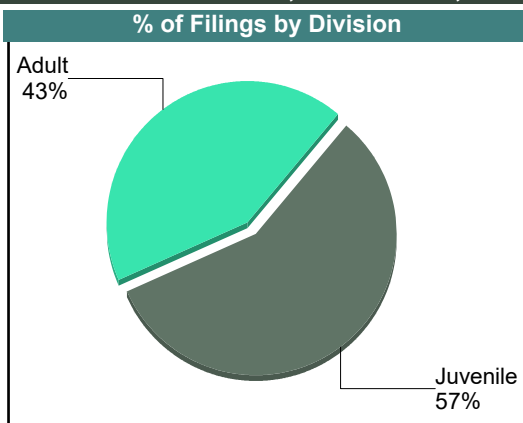
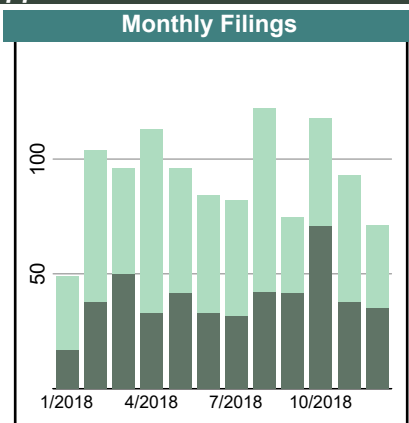
Appomattox

District: 10

		<u>Filings</u>	<u>Hearings</u>	<u>Transactions</u>	<u>Concluded</u>	<u>Cont</u>
<b>Adult</b>						
Non-Family Abuse Prot Order	AP	8	24	24	7	17
Capias	CA	30	66	66	26	39
Felony	CF	36	126	130	35	94
Misdemeanor	CM	117	335	335	102	229
Family Abuse - Prot Order	FP	47	123	123	48	75
Motion - Prot Order	MP	9	16	16	8	7
Other	OT	1	1	1	1	-
Violation of PO	PV	2	2	2	2	-
Remand Support	RS	3	3	3	3	-
Show Cause	SC	105	298	298	120	177
SL/Other	SL	3	3	3	3	-
Civil Support	VS	112	197	197	117	80
<b>Adult Total</b>		<b>473</b>	<b>1,194</b>	<b>1,198</b>	<b>472</b>	<b>718</b>

<b>Juvenile</b>						
Abuse or Neglect	AN	15	58	58	15	43
Non-Family Abuse Prot Order	AP	2	4	4	2	2
Capias	CA	1	7	7	2	5
Child in Need of Services	CS	9	35	35	10	25
Custody Visitation	CV	351	853	853	392	459
Felony	DF	13	49	49	7	42
Misdemeanor	DM	71	250	250	69	178
Entrustment	ET	1	1	1	0	-
Foster Care Review	FC	16	17	17	16	1
Initial Foster Care	IF	8	8	8	8	-
Permanency	PH	33	36	36	33	3
Petition	PT	15	23	23	6	17
Remand Custody	RC	5	5	5	5	-
Remand Visitation	RV	5	5	5	5	-
Show Cause	SC	1	2	2	1	1
Status	ST	11	18	18	9	9
Traffic	T	37	68	70	34	35
Term Parental Rights	TP	5	7	7	5	2
Truancy	TR	26	100	100	24	76
Voluntary Continuing Services Agreement	VA	5	5	5	5	-
<b>Juvenile Total</b>		<b>630</b>	<b>1,551</b>	<b>1,553</b>	<b>648</b>	<b>898</b>

<b>Appomattox Totals</b>		<b>1,103</b>	<b>2,745</b>	<b>2,751</b>	<b>1,120</b>	<b>1,616</b>
--------------------------	--	--------------	--------------	--------------	--------------	--------------



# CASELOAD STATISTICS OF THE JUVENILE & DOMESTIC RELATIONS COURTS

January 2018 thru December 2018

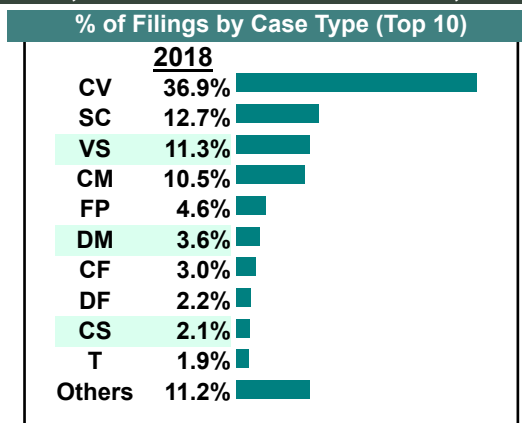
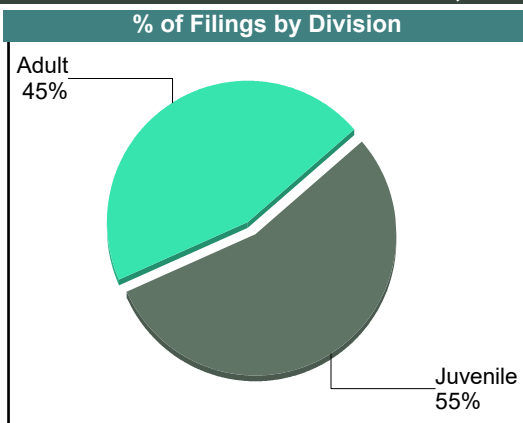
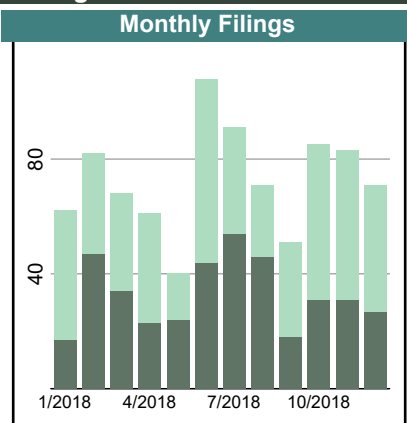
**Buckingham**

District: 10

		<u>Filings</u>	<u>Hearings</u>	<u>Transactions</u>	<u>Concluded</u>	<u>Cont</u>
<b>Adult</b>						
Non-Family Abuse Prot Order	AP	3	4	4	2	1
Capias	CA	12	40	40	7	33
Felony	CF	26	109	109	28	78
Misdemeanor	CM	92	333	333	88	230
Family Abuse - Prot Order	FP	39	76	76	35	38
Motion - Prot Order	MP	3	4	4	3	1
Other	OT	2	2	2	1	-
Protective Order	PC	9	16	16	9	7
Violation of PO	PV	1	1	1	1	-
Show Cause	SC	107	378	378	122	251
SL/Other	SL	3	3	3	3	-
Civil Support	VS	99	235	235	95	127
<b>Adult Total</b>		<b>396</b>	<b>1,201</b>	<b>1,201</b>	<b>394</b>	<b>766</b>

		<u>Filings</u>	<u>Hearings</u>	<u>Transactions</u>	<u>Concluded</u>	<u>Cont</u>
<b>Juvenile</b>						
Abuse or Neglect	AN	9	29	29	15	13
Non-Family Abuse Prot Order	AP	2	2	2	1	1
Child in Need of Services	CS	18	71	71	16	52
Custody Visitation	CV	322	797	797	321	445
Felony	DF	19	89	89	14	64
Misdemeanor	DM	31	137	137	42	85
Entrustment	ET	1	1	1	1	-
Foster Care Review	FC	14	14	14	13	-
Family Abuse - Prot Order	FP	1	3	3	1	1
Initial Foster Care	IF	2	2	2	2	-
Protective Order	PC	1	2	2	1	1
Permanency	PH	11	11	11	11	-
Petition	PT	9	21	21	7	14
Remand Custody	RC	2	2	2	2	-
Remand Visitation	RV	2	2	2	2	-
Show Cause	SC	4	14	14	3	11
Status	ST	8	24	24	8	16
Traffic	T	17	37	37	17	15
Term Parental Rights	TP	2	3	3	2	1
Truancy	TR	2	8	8	1	6
<b>Juvenile Total</b>		<b>477</b>	<b>1,269</b>	<b>1,269</b>	<b>480</b>	<b>725</b>

<b>Buckingham Totals</b>		<b>873</b>	<b>2,470</b>	<b>2,470</b>	<b>874</b>	<b>1,491</b>
--------------------------	--	------------	--------------	--------------	------------	--------------



# CASELOAD STATISTICS OF THE JUVENILE & DOMESTIC RELATIONS COURTS

January 2018 thru December 2018

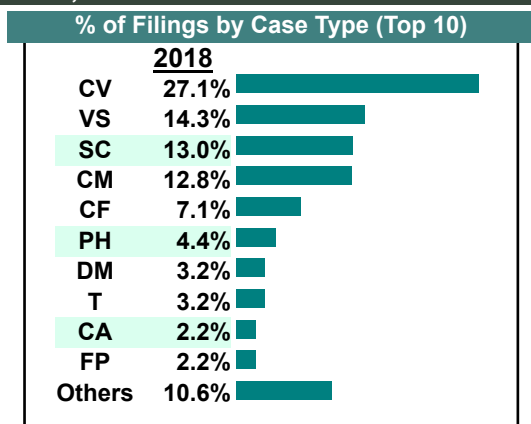
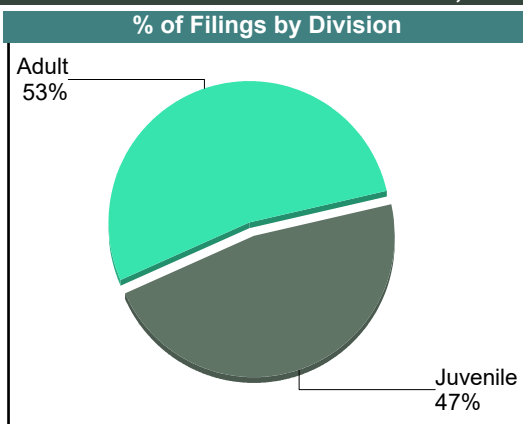
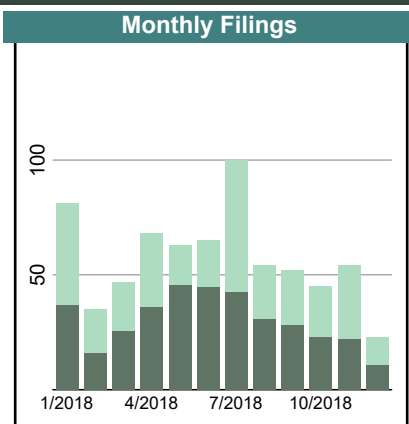
Charlotte

District: 10

		<u>Filings</u>	<u>Hearings</u>	<u>Transactions</u>	<u>Concluded</u>	<u>Cont</u>
<b>Adult</b>						
Non-Family Abuse Prot Order	AP	2	6	6	2	4
Bond Forfeiture	BF	0	2	2	1	1
Capias	CA	15	44	44	15	29
Felony	CF	49	152	152	42	110
Misdemeanor	CM	88	255	255	93	162
Family Abuse - Prot Order	FP	15	34	34	15	19
Motion - Prot Order	MP	2	2	2	2	-
Protective Order	PC	1	1	1	1	-
Remand Support	RS	3	3	3	3	-
Show Cause	SC	89	295	295	94	201
SL/Other	SL	2	3	3	2	1
Civil Support	VS	98	180	180	102	78
<b>Adult Total</b>		<b>364</b>	<b>977</b>	<b>977</b>	<b>372</b>	<b>605</b>

		<u>Filings</u>	<u>Hearings</u>	<u>Transactions</u>	<u>Concluded</u>	<u>Cont</u>
<b>Juvenile</b>						
Abuse or Neglect	AN	6	28	28	10	18
Non-Family Abuse Prot Order	AP	3	8	8	2	6
Child in Need of Services	CS	3	10	10	3	7
Custody Visitation	CV	186	356	356	163	193
Felony	DF	4	35	35	12	23
Misdemeanor	DM	22	69	69	23	46
Entrustment	ET	4	4	4	4	-
Foster Care Review	FC	13	13	13	13	-
Initial Foster Care	IF	6	8	8	8	-
Motion - Prot Order	MP	2	4	4	0	4
Permanency	PH	30	31	31	31	-
Remand Custody	RC	4	6	6	6	-
Status	ST	9	24	24	10	14
Traffic	T	22	45	45	21	24
Term Parental Rights	TP	8	12	12	8	4
Truancy	TR	0	8	8	1	7
Voluntary Continuing Services Agreement	VA	1	1	1	1	-
<b>Juvenile Total</b>		<b>323</b>	<b>662</b>	<b>662</b>	<b>316</b>	<b>346</b>

<b>Charlotte Totals</b>		<b>687</b>	<b>1,639</b>	<b>1,639</b>	<b>688</b>	<b>951</b>
-------------------------	--	------------	--------------	--------------	------------	------------





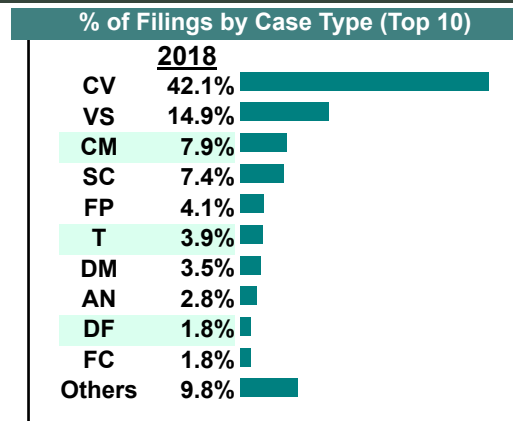
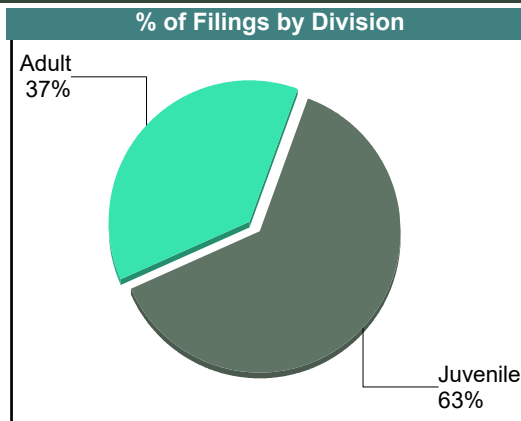
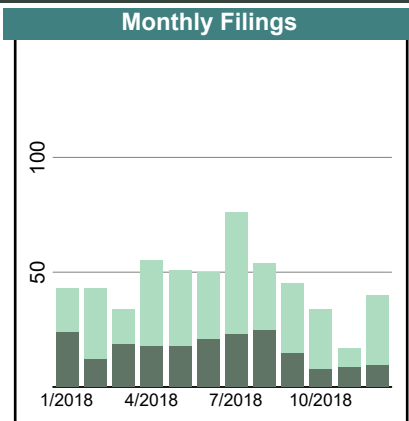
# CASELOAD STATISTICS OF THE JUVENILE & DOMESTIC RELATIONS COURTS

January 2018 thru December 2018

Cumberland

District: 10

		<u>Filings</u>	<u>Hearings</u>	<u>Transactions</u>	<u>Concluded</u>	<u>Cont</u>
<b>Adult</b>						
Non-Family Abuse Prot Order	AP	2	4	4	1	3
Capias	CA	5	34	34	12	22
Felony	CF	6	21	21	8	13
Misdemeanor	CM	43	155	155	63	92
Family Abuse - Prot Order	FP	22	32	32	24	8
Motion - Prot Order	MP	1	2	2	2	-
Violation of PO	PV	3	3	3	3	-
Show Cause	SC	39	163	163	48	114
Civil Support	VS	81	174	174	85	89
<b>Adult Total</b>		<b>202</b>	<b>588</b>	<b>588</b>	<b>246</b>	<b>341</b>
<b>Juvenile</b>						
Abuse or Neglect	AN	15	77	77	15	62
Non-Family Abuse Prot Order	AP	1	3	3	2	1
Capias	CA	0	9	9	3	6
Child in Need of Services	CS	3	6	6	1	5
Custody Visitation	CV	228	557	557	216	341
Felony	DF	10	19	19	3	16
Misdemeanor	DM	19	59	59	16	43
Foster Care Review	FC	10	11	11	11	-
Initial Foster Care	IF	10	16	16	12	4
Motion - Prot Order	MP	2	6	6	2	4
Permanency	PH	6	9	9	7	2
Petition	PT	7	14	14	6	8
Show Cause	SC	1	5	5	0	5
Status	ST	6	33	33	7	26
Traffic	T	21	48	48	25	23
Truancy	TR	1	10	10	6	4
<b>Juvenile Total</b>		<b>340</b>	<b>882</b>	<b>882</b>	<b>332</b>	<b>550</b>
<b>Cumberland Totals</b>		<b>542</b>	<b>1,470</b>	<b>1,470</b>	<b>578</b>	<b>891</b>



# CASELOAD STATISTICS OF THE JUVENILE & DOMESTIC RELATIONS COURTS

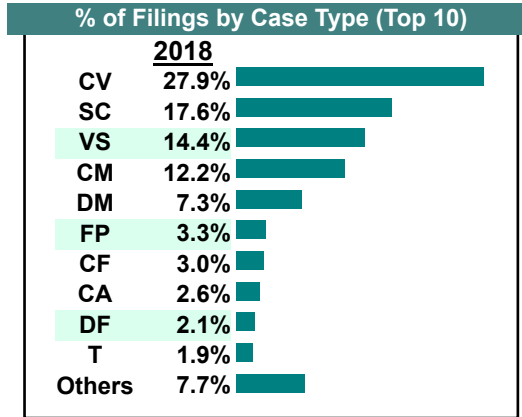
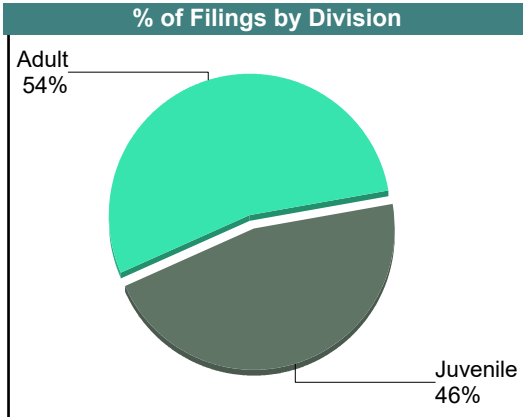
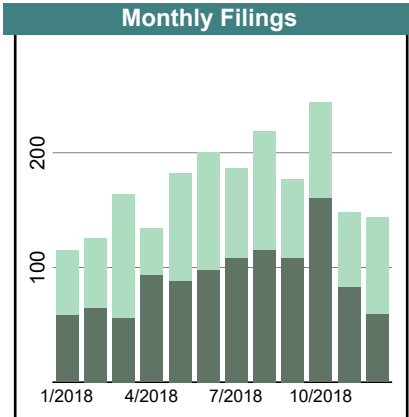
January 2018 thru December 2018

**Halifax**  
District: 10

		<u>Filings</u>	<u>Hearings</u>	<u>Transactions</u>	<u>Concluded</u>	<u>Cont</u>
<b><u>Adult</u></b>						
Capias	CA	53	175	175	54	121
Felony	CF	62	232	232	52	180
Misdemeanor	CM	248	798	798	255	541
Family Abuse - Prot Order	FP	66	167	167	68	99
Motion - Prot Order	MP	14	21	21	14	7
Other	OT	1	1	1	1	-
Violation of PO	PV	2	2	2	2	-
Show Cause	SC	355	1,116	1,116	358	757
SL/Other	SL	3	4	4	4	-
Civil Support	VS	294	509	509	263	245
<b>Adult Total</b>		<b>1,098</b>	<b>3,025</b>	<b>3,025</b>	<b>1,071</b>	<b>1,950</b>

<b><u>Juvenile</u></b>						
Abuse or Neglect	AN	19	85	85	18	67
Non-Family Abuse Prot Order	AP	0	10	10	2	8
Custody Relief	CR	4	8	8	4	4
Child in Need of Services	CS	2	10	10	0	10
Custody Visitation	CV	569	1,108	1,108	570	537
Felony	DF	43	277	277	45	232
Misdemeanor	DM	149	730	730	151	579
Entrustment	ET	1	3	3	1	2
Foster Care Review	FC	17	18	18	18	-
Family Abuse - Prot Order	FP	1	7	7	3	4
Initial Foster Care	IF	10	11	11	10	1
Motion - Prot Order	MP	8	10	10	8	2
Permanency	PH	23	33	33	23	10
Petition	PT	34	52	52	34	18
Show Cause	SC	3	8	8	2	6
Status	ST	10	72	72	13	59
Traffic	T	38	77	77	47	30
Term Parental Rights	TP	7	15	15	8	7
Truancy	TR	1	2	2	1	1
Voluntary Continuing Services Agreement	VA	2	4	4	1	3
<b>Juvenile Total</b>		<b>941</b>	<b>2,540</b>	<b>2,540</b>	<b>959</b>	<b>1,580</b>

<b>Halifax Totals</b>		<b>2,039</b>	<b>5,565</b>	<b>5,565</b>	<b>2,030</b>	<b>3,530</b>
-----------------------	--	--------------	--------------	--------------	--------------	--------------



# CASELOAD STATISTICS OF THE JUVENILE & DOMESTIC RELATIONS COURTS

January 2018 thru December 2018

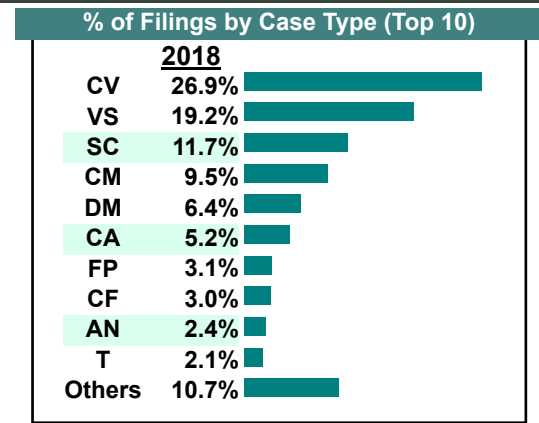
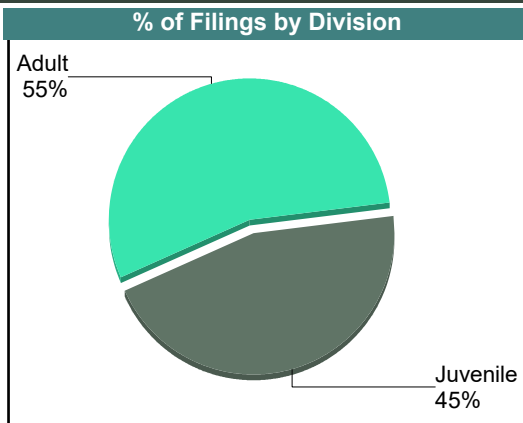
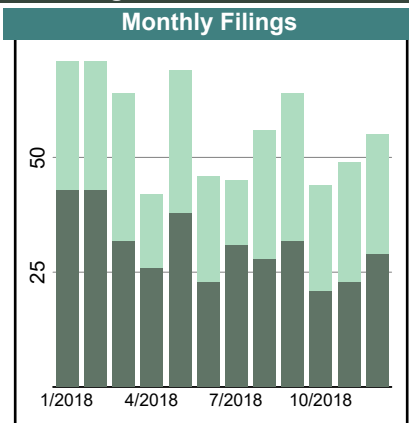
Lunenburg

District: 10

		<u>Filings</u>	<u>Hearings</u>	<u>Transactions</u>	<u>Concluded</u>	<u>Cont</u>
<b>Adult</b>						
Non-Family Abuse Prot Order	AP	2	3	3	2	1
Capias	CA	35	125	125	38	87
Felony	CF	20	71	71	24	47
Misdemeanor	CM	64	188	188	63	125
Crim Support	CS	9	18	18	8	10
Family Abuse - Prot Order	FP	21	54	54	23	31
Motion - Prot Order	MP	7	7	7	6	1
Protective Order	PC	1	1	1	1	-
Remand Support	RS	1	1	1	1	-
Show Cause	SC	78	257	257	92	165
SL/Other	SL	1	2	2	1	1
Civil Support	VS	130	234	234	128	106
<b>Adult Total</b>		<b>369</b>	<b>961</b>	<b>961</b>	<b>387</b>	<b>574</b>

		<u>Filings</u>	<u>Hearings</u>	<u>Transactions</u>	<u>Concluded</u>	<u>Cont</u>
<b>Juvenile</b>						
Abuse or Neglect	AN	16	58	58	17	41
Non-Family Abuse Prot Order	AP	1	2	2	1	1
Custody Relief	CR	1	5	5	1	4
Child in Need of Services	CS	2	14	14	4	10
Custody Visitation	CV	182	380	380	182	198
Felony	DF	10	53	53	13	40
Misdemeanor	DM	43	130	130	51	79
Foster Care Review	FC	9	9	9	9	-
Initial Foster Care	IF	7	7	7	7	-
Juv Support	JS	0	4	4	1	3
Motion - Prot Order	MP	1	1	1	1	-
Permanency	PH	8	8	8	8	-
Petition	PT	1	3	3	1	2
Remand Custody	RC	3	3	3	3	-
Show Cause	SC	1	4	4	1	3
Status	ST	2	8	8	4	4
Traffic	T	14	24	24	13	11
Truancy	TR	6	26	26	8	18
Voluntary Continuing Services Agreement	VA	0	2	2	1	1
<b>Juvenile Total</b>		<b>307</b>	<b>741</b>	<b>741</b>	<b>326</b>	<b>415</b>

<b>Lunenburg Totals</b>		<b>676</b>	<b>1,702</b>	<b>1,702</b>	<b>713</b>	<b>989</b>
-------------------------	--	------------	--------------	--------------	------------	------------



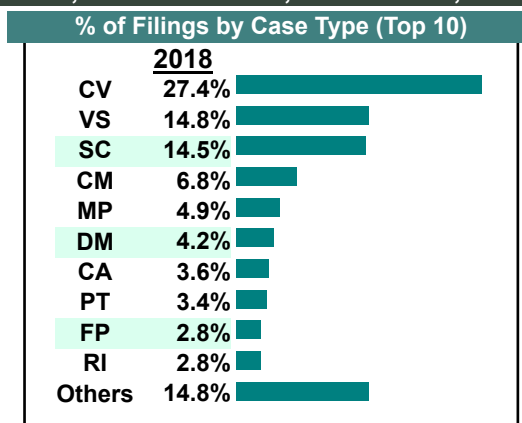
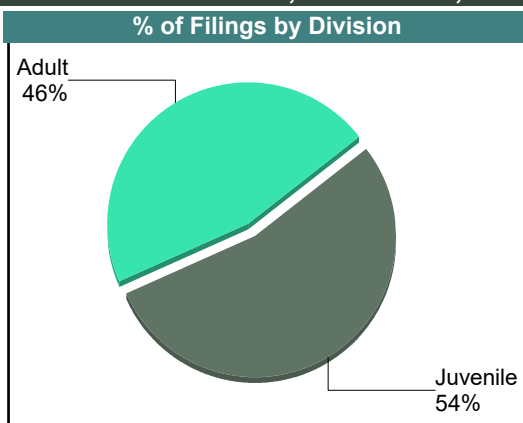
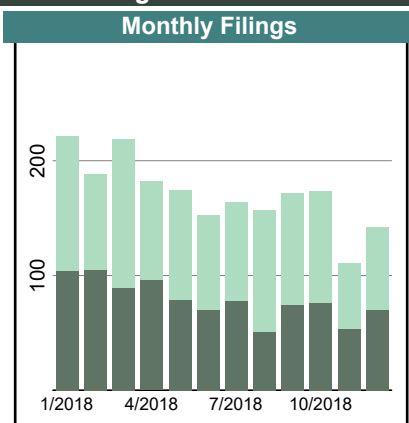
# CASELOAD STATISTICS OF THE JUVENILE & DOMESTIC RELATIONS COURTS

January 2018 thru December 2018

**Mecklenburg**

District: 10

		<u>Filings</u>	<u>Hearings</u>	<u>Transactions</u>	<u>Concluded</u>	<u>Cont</u>
<b>Adult</b>						
Non-Family Abuse Prot Order	AP	2	5	5	2	3
Capias	CA	74	236	236	90	146
Felony	CF	39	117	117	25	92
Misdemeanor	CM	140	489	489	163	326
Family Abuse - Prot Order	FP	56	133	133	57	76
Motion - Prot Order	MP	14	18	18	14	4
Violation Fam Abuse PO	PS	1	1	1	1	-
Remand Support	RS	7	7	7	7	-
Show Cause	SC	298	1,069	1,069	348	721
SL/Other	SL	12	15	15	12	3
Civil Support	VS	305	645	645	320	325
<b>Adult Total</b>		<b>948</b>	<b>2,735</b>	<b>2,735</b>	<b>1,039</b>	<b>1,696</b>
<b>Juvenile</b>						
Abuse or Neglect	AN	37	146	146	39	107
Non-Family Abuse Prot Order	AP	9	26	26	8	18
Custody Relief	CR	16	32	32	16	16
Child in Need of Services	CS	3	14	14	0	14
Custody Visitation	CV	563	1,394	1,394	614	777
Felony	DF	33	198	198	26	172
Misdemeanor	DM	87	293	294	99	195
Entrustment	ET	3	3	3	3	-
Foster Care Review	FC	31	35	35	31	4
Family Abuse - Prot Order	FP	1	1	1	1	-
Initial Foster Care	IF	2	2	2	2	-
Motion - Prot Order	MP	86	186	186	73	113
Permanency	PH	21	23	23	21	2
Petition	PT	70	104	104	79	25
Remand Custody	RC	12	12	12	12	-
Child at Risk	RI	57	241	241	60	181
Remand Visitation	RV	2	2	2	2	-
Show Cause	SC	0	4	4	0	4
Status	ST	13	61	61	12	49
Traffic	T	52	115	115	58	57
Term Parental Rights	TP	3	3	3	3	-
Truancy	TR	6	19	19	3	16
<b>Juvenile Total</b>		<b>1,107</b>	<b>2,914</b>	<b>2,915</b>	<b>1,162</b>	<b>1,750</b>
<b>Mecklenburg Totals</b>		<b>2,055</b>	<b>5,649</b>	<b>5,650</b>	<b>2,201</b>	<b>3,446</b>



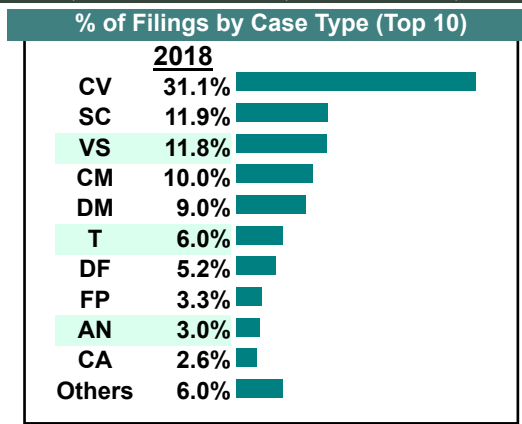
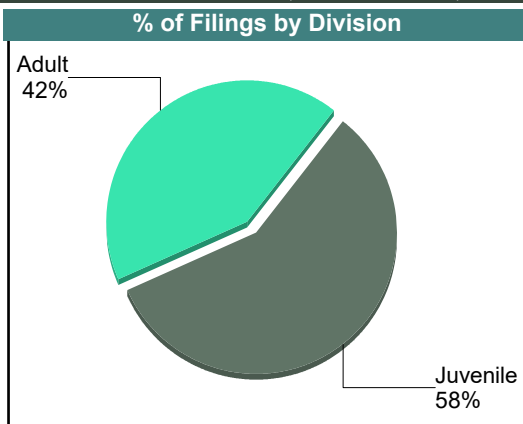
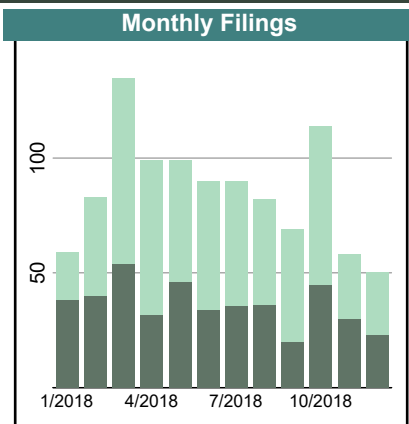
**CASELOAD STATISTICS OF THE JUVENILE & DOMESTIC RELATIONS COURTS**

January 2018 thru December 2018

**Prince Edward**

District: 10

		<u>Filings</u>	<u>Hearings</u>	<u>Transactions</u>	<u>Concluded</u>	<u>Cont</u>
<b><u>Adult</u></b>						
Non-Family Abuse Prot Order	AP	2	4	4	2	2
Capias	CA	26	79	79	27	52
Felony	CF	20	63	63	18	45
Misdemeanor	CM	103	373	373	118	255
Family Abuse - Prot Order	FP	34	87	87	35	52
Motion - Prot Order	MP	2	4	4	2	2
Other	OT	2	2	2	2	-
Remand Support	RS	3	3	3	3	-
Show Cause	SC	117	512	512	143	369
SL/Other	SL	4	4	4	4	-
Civil Support	VS	121	316	316	141	174
<b>Adult Total</b>		<b>434</b>	<b>1,447</b>	<b>1,447</b>	<b>495</b>	<b>951</b>
<b><u>Juvenile</u></b>						
Abuse or Neglect	AN	31	109	109	26	83
Non-Family Abuse Prot Order	AP	1	2	2	1	1
Capias	CA	1	3	3	1	2
Child in Need of Services	CS	3	9	9	2	7
Custody Visitation	CV	320	645	645	315	328
Felony	DF	53	179	179	43	136
Misdemeanor	DM	93	320	320	93	227
Entrustment	ET	1	1	1	1	-
Foster Care Review	FC	1	1	1	1	-
Permanency	PH	5	5	5	5	-
Petition	PT	5	6	6	1	5
Remand Custody	RC	2	2	2	2	-
Remand Visitation	RV	1	1	1	1	-
Show Cause	SC	5	17	17	3	14
Status	ST	3	9	9	4	5
Traffic	T	62	104	111	62	49
Term Parental Rights	TP	6	6	6	6	-
Truancy	TR	1	9	9	4	5
<b>Juvenile Total</b>		<b>594</b>	<b>1,428</b>	<b>1,435</b>	<b>571</b>	<b>862</b>
<b>Prince Edward Totals</b>		<b>1,028</b>	<b>2,875</b>	<b>2,882</b>	<b>1,066</b>	<b>1,813</b>



Filings by Court & Division

	Appomattox	Buckingham	Charlotte	Cumberland	Halifax	Lunenburg	Mecklenburg	Prince Edward	Total
<b>A</b> Civil Support	112 9%	99 8%	98 8%	81 7%	294 24%	130 10%	305 25%	121 10%	1,240
Show Cause	105 9%	107 9%	89 7%	39 3%	355 30%	78 7%	298 25%	117 10%	1,188
Adult Misdemeanor	117 13%	92 10%	88 10%	43 5%	248 28%	64 7%	140 16%	103 12%	895
Family Abuse - Prot Order	47 16%	39 13%	15 5%	22 7%	66 22%	21 7%	56 19%	34 11%	300
Adult Felony	36 14%	26 10%	49 19%	6 2%	62 24%	20 8%	39 15%	20 8%	258
Capias	30 12%	12 5%	15 6%	5 2%	53 21%	35 14%	74 30%	26 10%	250
Motion - Prot Order	9 17%	3 6%	2 4%	1 2%	14 27%	7 13%	14 27%	2 4%	52
SL/Other	3 11%	3 11%	2 7%	- 0%	3 11%	1 4%	12 43%	4 14%	28
Non-Family Abuse Prot Order	8 38%	3 14%	2 10%	2 10%	- 0%	2 10%	2 10%	2 10%	21
Remand Support	3 18%	- 0%	3 18%	- 0%	- 0%	1 6%	7 41%	3 18%	17
Protective Order	- 0%	9 82%	1 9%	- 0%	- 0%	1 9%	- 0%	- 0%	11
Criminal Support	- 0%	- 0%	- 0%	- 0%	- 0%	9 100%	- 0%	- 0%	9
Violation of PO	2 25%	1 13%	- 0%	3 38%	2 25%	- 0%	- 0%	- 0%	8
Other	1 17%	2 33%	- 0%	- 0%	1 17%	- 0%	- 0%	2 33%	6
Violation Fam Abuse PO	- 0%	- 0%	- 0%	- 0%	- 0%	- 0%	1 100%	- 0%	1
Bond Forfeiture	- 0%	- 0%	- 0%	- 0%	- 0%	- 0%	- 0%	- 0%	0
<b>Total</b>	473 11%	396 9%	364 8%	202 5%	1,098 26%	369 9%	948 22%	434 10%	4,284
<b>J</b> Custody Visitation	351 13%	322 12%	186 7%	228 8%	569 21%	182 7%	563 21%	320 12%	2,721
Delinquency	84 12%	50 7%	26 4%	29 4%	192 27%	53 8%	120 17%	146 21%	700
Traffic	37 14%	17 6%	22 8%	21 8%	38 14%	14 5%	52 20%	62 24%	263
Abuse or Neglect	15 10%	9 6%	6 4%	15 10%	19 13%	16 11%	37 25%	31 21%	148
Paternity	15 11%	9 6%	- 0%	7 5%	34 24%	1 1%	70 50%	5 4%	141
Permanency	33 24%	11 8%	30 22%	6 4%	23 17%	8 6%	21 15%	5 4%	137
Foster Care Review	16 14%	14 13%	13 12%	10 9%	17 15%	9 8%	31 28%	1 1%	111

	Appomattox	Buckingham	Charlotte	Cumberland	Halifax	Lunenburg	Mecklenburg	Prince Edward	Total	
<b>J</b>	<b>Motion - Prot Order</b>	-	-	2	2	8	1	86	-	<b>99</b>
		0%	0%	2%	2%	8%	1%	87%	0%	
	<b>Status</b>	11	8	9	6	10	2	13	3	<b>62</b>
	<b>Offense/Other</b>	18%	13%	15%	10%	16%	3%	21%	5%	
	<b>Child at Risk</b>	-	-	-	-	-	-	57	-	<b>57</b>
		0%	0%	0%	0%	0%	0%	100%	0%	
	<b>Initial Foster Care</b>	8	2	6	10	10	7	2	-	<b>45</b>
		18%	4%	13%	22%	22%	16%	4%	0%	
	<b>Child in Need of Services</b>	9	18	3	3	2	2	3	3	<b>43</b>
		21%	42%	7%	7%	5%	5%	7%	7%	
	<b>Truancy</b>	26	2	-	1	1	6	6	1	<b>43</b>
		60%	5%	0%	2%	2%	14%	14%	2%	
	<b>Term Parental Rights</b>	5	2	8	-	7	-	3	6	<b>31</b>
		16%	6%	26%	0%	23%	0%	10%	19%	
	<b>Remand Custody</b>	5	2	4	-	-	3	12	2	<b>28</b>
		18%	7%	14%	0%	0%	11%	43%	7%	
	<b>Custody Relief</b>	-	-	-	-	4	1	16	-	<b>21</b>
		0%	0%	0%	0%	19%	5%	76%	0%	
	<b>Non-Family Abuse Prot Order</b>	2	2	3	1	-	1	9	1	<b>19</b>
		11%	11%	16%	5%	0%	5%	47%	5%	
	<b>Show Cause</b>	1	4	-	1	3	1	-	5	<b>15</b>
		7%	27%	0%	7%	20%	7%	0%	33%	
	<b>Entrustment</b>	1	1	4	-	1	-	3	1	<b>11</b>
		9%	9%	36%	0%	9%	0%	27%	9%	
	<b>Remand Visitation</b>	5	2	-	-	-	-	2	1	<b>10</b>
		50%	20%	0%	0%	0%	0%	20%	10%	
	<b>Voluntary Continuing</b>	5	-	1	-	2	-	-	-	<b>8</b>
		63%	0%	13%	0%	25%	0%	0%	0%	
	<b>Family Abuse - Prot Order</b>	-	1	-	-	1	-	1	-	<b>3</b>
		0%	33%	0%	0%	33%	0%	33%	0%	
	<b>Capias</b>	1	-	-	-	-	-	-	1	<b>2</b>
		50%	0%	0%	0%	0%	0%	0%	50%	
	<b>Protective Order</b>	-	1	-	-	-	-	-	-	<b>1</b>
		0%	100%	0%	0%	0%	0%	0%	0%	
	<b>Juv Support</b>	-	-	-	-	-	-	-	-	<b>0</b>
		0%	0%	0%	0%	0%	0%	0%	0%	
	<b>Total</b>	630	477	323	340	941	307	1,107	594	<b>4,719</b>
		13%	10%	7%	7%	20%	7%	23%	13%	
	<b>Total</b>	1,103	873	687	542	2,039	676	2,055	1,028	<b>9,003</b>
		12%	10%	8%	6%	23%	8%	23%	11%	

# CASELOAD STATISTICS OF THE JUVENILE & DOMESTIC RELATIONS COURTS

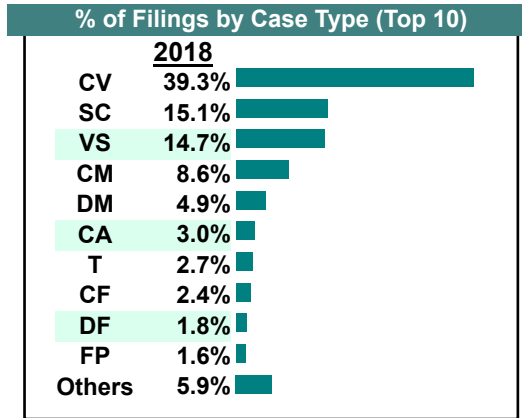
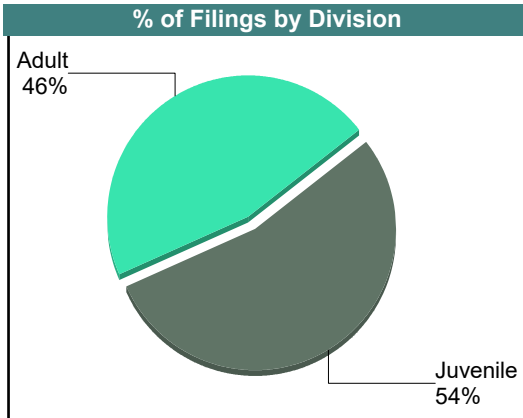
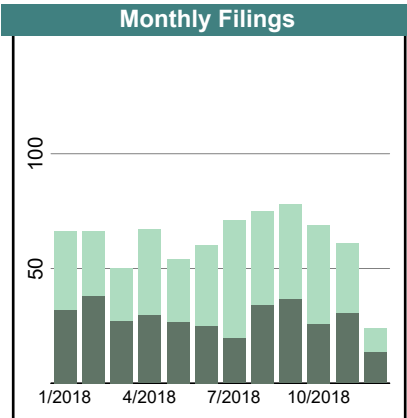
January 2018 thru December 2018

**Amelia**  
District: 11

		<u>Filings</u>	<u>Hearings</u>	<u>Transactions</u>	<u>Concluded</u>	<u>Cont</u>
<b><u>Adult</u></b>						
Capias	CA	22	49	49	27	22
Felony	CF	18	50	50	24	26
Misdemeanor	CM	64	247	247	79	168
Family Abuse - Prot Order	FP	12	26	26	15	11
Motion - Prot Order	MP	8	8	8	7	1
Other	OT	1	1	1	1	-
Remand Support	RS	7	7	7	7	-
Show Cause	SC	100	258	258	113	145
Civil Support	VS	109	224	224	108	115
<b>Adult Total</b>		<b>341</b>	<b>870</b>	<b>870</b>	<b>381</b>	<b>488</b>

<b><u>Juvenile</u></b>						
Abuse or Neglect	AN	1	6	6	3	3
Custody Relief	CR	1	2	2	1	1
Child in Need of Services	CS	1	6	6	2	4
Custody Visitation	CV	291	666	666	295	371
Felony	DF	13	58	58	15	43
Misdemeanor	DM	36	101	101	43	58
Foster Care Review	FC	3	3	3	3	-
Initial Foster Care	IF	3	3	3	3	-
Permanency	PH	5	5	5	5	-
Petition	PT	1	2	2	0	2
Remand Custody	RC	6	6	6	6	-
Show Cause	SC	12	33	33	12	21
Status	ST	5	26	26	6	20
Traffic	T	20	48	48	28	20
Truancy	TR	2	5	5	3	2
<b>Juvenile Total</b>		<b>400</b>	<b>970</b>	<b>970</b>	<b>425</b>	<b>545</b>

<b>Amelia Totals</b>		<b>741</b>	<b>1,840</b>	<b>1,840</b>	<b>806</b>	<b>1,033</b>
----------------------	--	------------	--------------	--------------	------------	--------------





**CASELOAD STATISTICS OF THE JUVENILE & DOMESTIC RELATIONS COURTS**

January 2018 thru December 2018

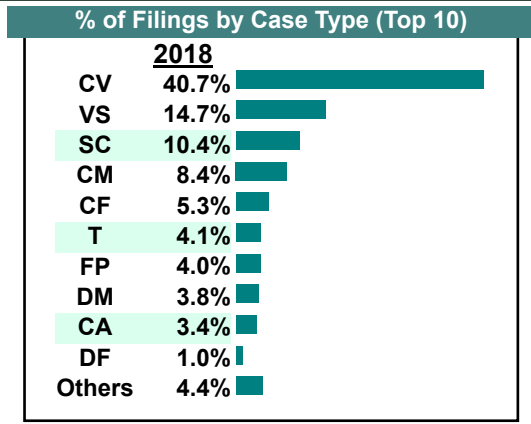
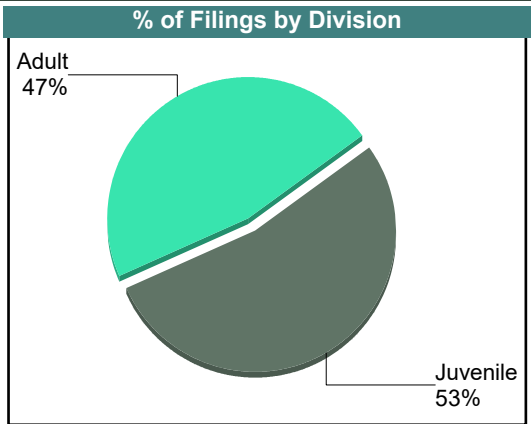
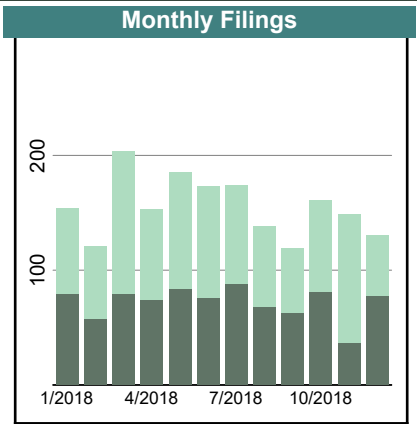
**Dinwiddie**

District: 11

		<u>Filings</u>	<u>Hearings</u>	<u>Transactions</u>	<u>Concluded</u>	<u>Cont</u>
<b>Adult</b>						
Non-Family Abuse Prot Order	AP	3	7	7	2	5
Bond Forfeiture	BF	2	3	3	1	2
Capias	CA	63	222	222	86	136
Felony	CF	98	298	298	112	186
Misdemeanor	CM	156	588	588	167	421
Family Abuse - Prot Order	FP	71	168	168	70	98
Motion - Prot Order	MP	8	8	8	8	-
Other	OT	3	3	3	3	-
Protective Order	PC	6	6	6	6	-
Show Cause	SC	181	527	527	235	292
SL/Other	SL	2	2	2	2	-
Civil Support	VS	274	477	477	272	205
<b>Adult Total</b>		<b>867</b>	<b>2,309</b>	<b>2,309</b>	<b>964</b>	<b>1,345</b>

<b>Juvenile</b>						
Abuse or Neglect	AN	11	26	26	8	18
Non-Family Abuse Prot Order	AP	7	16	16	8	8
Child in Need of Services	CS	10	33	33	5	28
Custody Visitation	CV	757	1,667	1,667	728	939
Felony	DF	19	109	109	38	71
Misdemeanor	DM	70	220	220	98	122
Foster Care Review	FC	13	13	13	13	-
Family Abuse - Prot Order	FP	4	10	10	4	6
Permanency	PH	3	6	6	4	2
Petition	PT	5	7	7	5	2
Show Cause	SC	12	34	34	13	21
Status	ST	2	9	9	2	7
Traffic	T	76	139	139	77	62
Term Parental Rights	TP	5	10	10	5	5
Truancy	TR	0	4	4	2	2
Voluntary Continuing Services Agreement	VA	1	1	1	1	-
<b>Juvenile Total</b>		<b>995</b>	<b>2,304</b>	<b>2,304</b>	<b>1,011</b>	<b>1,293</b>

<b>Dinwiddie Totals</b>		<b>1,862</b>	<b>4,613</b>	<b>4,613</b>	<b>1,975</b>	<b>2,638</b>
-------------------------	--	--------------	--------------	--------------	--------------	--------------



# CASELOAD STATISTICS OF THE JUVENILE & DOMESTIC RELATIONS COURTS

January 2018 thru December 2018

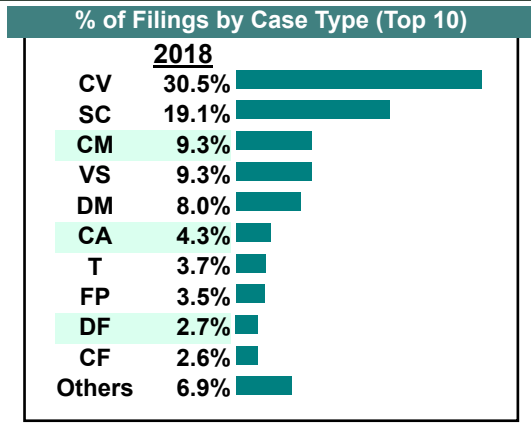
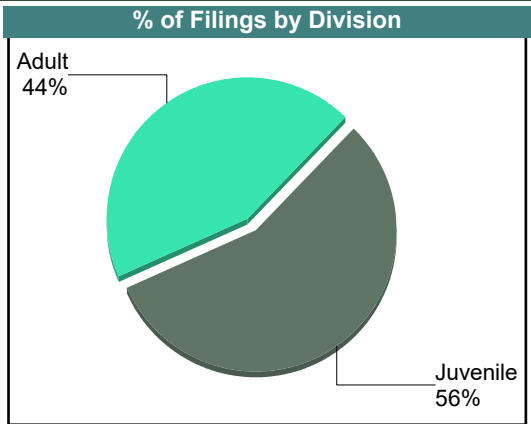
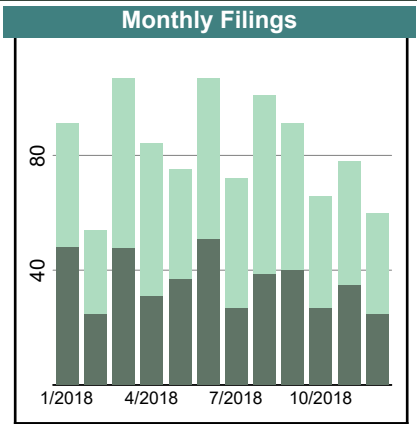
**Nottoway**

District: 11

		<u>Filings</u>	<u>Hearings</u>	<u>Transactions</u>	<u>Concluded</u>	<u>Cont</u>
<b><u>Adult</u></b>						
Non-Family Abuse Prot Order	AP	1	1	1	1	-
Capias	CA	42	116	116	58	58
Felony	CF	26	85	85	27	58
Misdemeanor	CM	92	363	363	92	271
Family Abuse - Prot Order	FP	34	71	71	34	37
Motion - Prot Order	MP	3	3	3	3	-
Other	OT	1	1	1	1	-
Remand Support	RS	6	6	6	6	-
Show Cause	SC	136	414	414	181	233
Civil Support	VS	92	228	228	104	124
<b>Adult Total</b>		<b>433</b>	<b>1,288</b>	<b>1,288</b>	<b>507</b>	<b>781</b>

<b><u>Juvenile</u></b>						
Custody Relief	CR	2	9	9	4	5
Child in Need of Services	CS	1	3	3	0	3
Custody Visitation	CV	301	840	840	288	552
Felony	DF	27	95	95	14	81
Misdemeanor	DM	79	225	225	67	158
Entrustment	ET	1	1	1	1	-
Foster Care Review	FC	3	4	4	3	1
Family Abuse - Prot Order	FP	1	3	3	1	2
Initial Foster Care	IF	3	3	3	3	-
Permanency	PH	7	7	7	7	-
Petition	PT	8	24	24	5	19
Remand Custody	RC	6	6	6	6	-
Remand Visitation	RV	3	3	3	3	-
Show Cause	SC	52	140	140	54	86
Status	ST	9	30	30	11	19
Traffic	T	36	73	75	41	34
Term Parental Rights	TP	5	8	8	2	6
Truancy	TR	9	55	55	11	44
<b>Juvenile Total</b>		<b>553</b>	<b>1,529</b>	<b>1,531</b>	<b>521</b>	<b>1,010</b>

<b>Nottoway Totals</b>		<b>986</b>	<b>2,817</b>	<b>2,819</b>	<b>1,028</b>	<b>1,791</b>
------------------------	--	------------	--------------	--------------	--------------	--------------



# CASELOAD STATISTICS OF THE JUVENILE & DOMESTIC RELATIONS COURTS

January 2018 thru December 2018

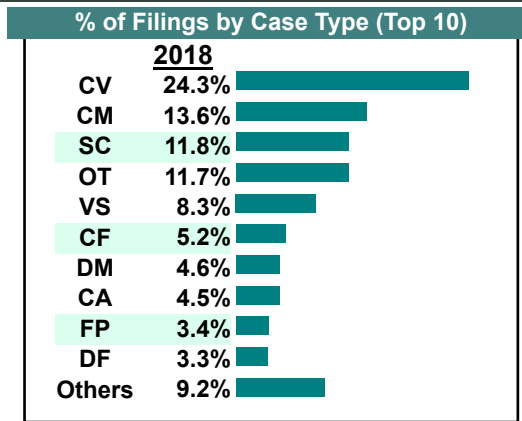
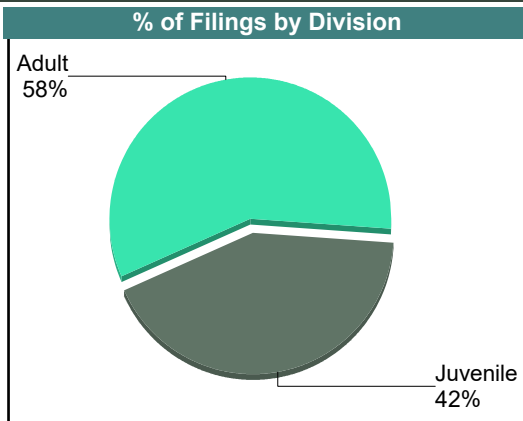
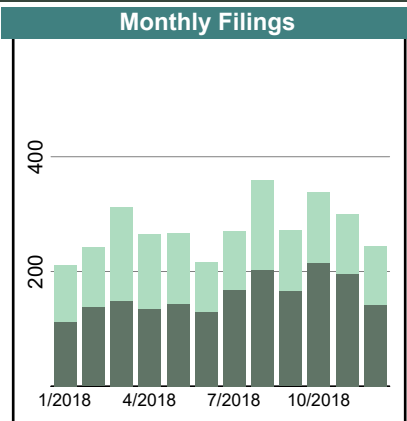
Petersburg

District: 11

		Filings	Hearings	Transactions	Concluded	Cont
<b>Adult</b>						
Non-Family Abuse Prot Order	AP	2	12	12	7	5
Capias	CA	149	451	451	242	209
Felony	CF	170	597	607	182	424
Misdemeanor	CM	449	1,346	1,346	436	908
Family Abuse - Prot Order	FP	112	261	261	112	149
Motion - Prot Order	MP	6	7	7	6	1
Other	OT	386	493	493	364	129
Violation of PO	PV	6	6	6	6	-
Remand Support	RS	1	1	1	1	-
Show Cause	SC	342	1,090	1,090	505	585
SL/Other	SL	3	6	6	3	3
Civil Support	VS	275	555	555	277	278
<b>Adult Total</b>		<b>1,901</b>	<b>4,825</b>	<b>4,835</b>	<b>2,141</b>	<b>2,691</b>

<b>Juvenile</b>						
Abuse or Neglect	AN	47	166	166	41	125
Non-Family Abuse Prot Order	AP	16	40	40	16	24
Child in Need of Services	CS	6	24	24	9	15
Custody Visitation	CV	801	1,358	1,358	802	553
Felony	DF	109	465	465	131	332
Misdemeanor	DM	150	540	540	154	386
Foster Care Review	FC	35	38	38	35	3
Family Abuse - Prot Order	FP	1	1	1	1	-
Initial Foster Care	IF	13	14	14	13	1
Permanency	PH	34	36	36	34	2
Petition	PT	14	27	27	11	16
Remand Custody	RC	4	4	4	4	-
Remand Visitation	RV	3	3	3	3	-
Show Cause	SC	46	137	137	55	82
Status	ST	11	37	37	11	26
Traffic	T	51	95	97	52	45
Term Parental Rights	TP	18	28	28	18	10
Truancy	TR	34	72	72	34	38
<b>Juvenile Total</b>		<b>1,393</b>	<b>3,085</b>	<b>3,087</b>	<b>1,424</b>	<b>1,658</b>

<b>Petersburg Totals</b>		<b>3,294</b>	<b>7,910</b>	<b>7,922</b>	<b>3,565</b>	<b>4,349</b>
--------------------------	--	--------------	--------------	--------------	--------------	--------------



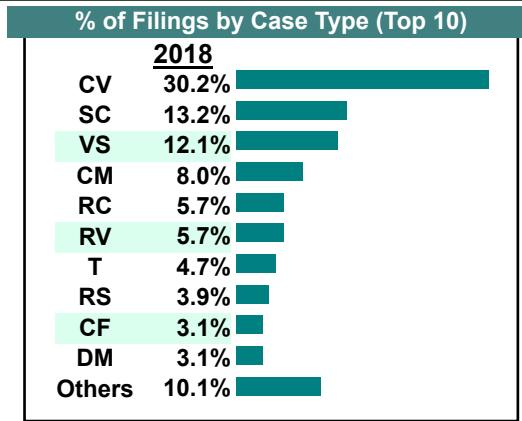
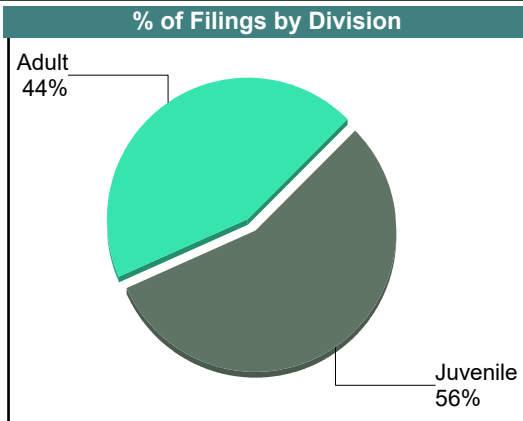
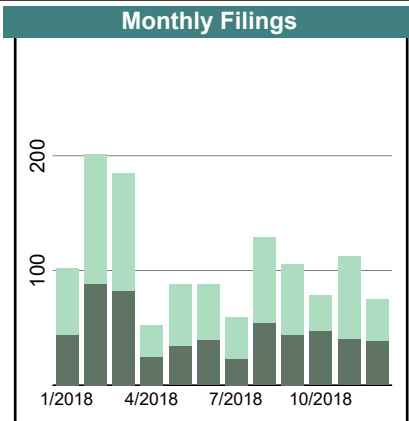
**CASELOAD STATISTICS OF THE JUVENILE & DOMESTIC RELATIONS COURTS**

January 2018 thru December 2018

**Powhatan**

District: 11

		<u>Filings</u>	<u>Hearings</u>	<u>Transactions</u>	<u>Concluded</u>	<u>Cont</u>
<b><u>Adult</u></b>						
Bond Forfeiture	BF	2	4	4	2	2
Capias	CA	29	100	100	37	63
Felony	CF	40	124	124	40	84
Misdemeanor	CM	102	438	438	114	324
Family Abuse - Prot Order	FP	35	90	90	34	54
Motion - Prot Order	MP	4	4	4	4	-
Remand Support	RS	50	52	52	50	2
Show Cause	SC	147	450	450	165	285
SL/Other	SL	1	1	1	1	-
Civil Support	VS	155	360	360	162	198
<b>Adult Total</b>		<b>565</b>	<b>1,623</b>	<b>1,623</b>	<b>609</b>	<b>1,012</b>
<b><u>Juvenile</u></b>						
Abuse or Neglect	AN	3	14	14	5	9
Custody Relief	CR	3	3	3	3	-
Child in Need of Services	CS	2	26	26	12	14
Custody Visitation	CV	386	928	928	417	511
Felony	DF	20	112	112	16	96
Misdemeanor	DM	40	189	189	64	125
Foster Care Review	FC	11	15	15	14	1
Family Abuse - Prot Order	FP	1	2	2	0	1
Permanency	PH	5	7	7	6	1
Petition	PT	4	7	7	4	3
Remand Custody	RC	73	79	79	73	6
Remand Visitation	RV	73	79	79	73	6
Show Cause	SC	22	53	53	20	32
Status	ST	5	20	20	4	16
Traffic	T	60	126	126	62	64
Truancy	TR	3	35	35	12	23
Voluntary Continuing Services Agreement	VA	1	2	2	1	1
<b>Juvenile Total</b>		<b>712</b>	<b>1,697</b>	<b>1,697</b>	<b>786</b>	<b>909</b>
<b>Powhatan Totals</b>		<b>1,277</b>	<b>3,320</b>	<b>3,320</b>	<b>1,395</b>	<b>1,921</b>



Filings by Court & Division

	Amelia	Dinwiddie	Nottoway	Petersburg	Powhatan	Total
<b>A Show Cause</b>	100 11%	181 20%	136 15%	342 38%	147 16%	<b>906</b>
<b>Civil Support</b>	109 12%	274 30%	92 10%	275 30%	155 17%	<b>905</b>
<b>Adult Misdemeanor</b>	64 7%	156 18%	92 11%	449 52%	102 12%	<b>863</b>
<b>Other</b>	1 0%	3 1%	1 0%	386 99%	- 0%	<b>391</b>
<b>Adult Felony</b>	18 5%	98 28%	26 7%	170 48%	40 11%	<b>352</b>
<b>Capias</b>	22 7%	63 21%	42 14%	149 49%	29 10%	<b>305</b>
<b>Family Abuse - Prot Order</b>	12 5%	71 27%	34 13%	112 42%	35 13%	<b>264</b>
<b>Remand Support</b>	7 11%	- 0%	6 9%	1 2%	50 78%	<b>64</b>
<b>Motion - Prot Order</b>	8 28%	8 28%	3 10%	6 21%	4 14%	<b>29</b>
<b>Non-Family Abuse Prot Order</b>	- 0%	3 50%	1 17%	2 33%	- 0%	<b>6</b>
<b>Protective Order</b>	- 0%	6 100%	- 0%	- 0%	- 0%	<b>6</b>
<b>SL/Other</b>	- 0%	2 33%	- 0%	3 50%	1 17%	<b>6</b>
<b>Violation of PO</b>	- 0%	- 0%	- 0%	6 100%	- 0%	<b>6</b>
<b>Bond Forfeiture</b>	- 0%	2 50%	- 0%	- 0%	2 50%	<b>4</b>
<b>Total</b>	<b>341</b> 8%	<b>867</b> 21%	<b>433</b> 11%	<b>1,901</b> 46%	<b>565</b> 14%	<b>4,107</b>
<b>J Custody Visitation</b>	291 11%	757 30%	301 12%	801 32%	386 15%	<b>2,536</b>
<b>Delinquency</b>	49 9%	89 16%	106 19%	259 46%	60 11%	<b>563</b>
<b>Traffic</b>	20 8%	76 31%	36 15%	51 21%	60 25%	<b>243</b>
<b>Show Cause</b>	12 8%	12 8%	52 36%	46 32%	22 15%	<b>144</b>
<b>Remand Custody</b>	6 7%	- 0%	6 7%	4 4%	73 82%	<b>89</b>
<b>Remand Visitation</b>	- 0%	- 0%	3 4%	3 4%	73 92%	<b>79</b>
<b>Foster Care Review</b>	3 5%	13 20%	3 5%	35 54%	11 17%	<b>65</b>
<b>Abuse or Neglect</b>	1 2%	11 18%	- 0%	47 76%	3 5%	<b>62</b>
<b>Permanency</b>	5 9%	3 6%	7 13%	34 63%	5 9%	<b>54</b>

	Amelia	Dinwiddie	Nottoway	Petersburg	Powhatan	Total
<b>J</b> Truancy	2	-	9	34	3	<b>48</b>
	4%	0%	19%	71%	6%	
Paternity	1	5	8	14	4	<b>32</b>
	3%	16%	25%	44%	13%	
Status Offense/Other	5	2	9	11	5	<b>32</b>
	16%	6%	28%	34%	16%	
Term Parental Rights	-	5	5	18	-	<b>28</b>
	0%	18%	18%	64%	0%	
Non-Family Abuse Prot Order	-	7	-	16	-	<b>23</b>
	0%	30%	0%	70%	0%	
Child in Need of Services	1	10	1	6	2	<b>20</b>
	5%	50%	5%	30%	10%	
Initial Foster Care	3	-	3	13	-	<b>19</b>
	16%	0%	16%	68%	0%	
Family Abuse - Prot Order	-	4	1	1	1	<b>7</b>
	0%	57%	14%	14%	14%	
Custody Relief	1	-	2	-	3	<b>6</b>
	17%	0%	33%	0%	50%	
Voluntary Continuing Entrustment	-	1	-	-	1	<b>2</b>
	0%	50%	0%	0%	50%	
Entrustment	-	-	1	-	-	<b>1</b>
	0%	0%	100%	0%	0%	
<b>Total</b>	400	995	553	1,393	712	<b>4,053</b>
	10%	25%	14%	34%	18%	
<b>Total</b>	<u>741</u>	<u>1,862</u>	<u>986</u>	<u>3,294</u>	<u>1,277</u>	8,160
	9%	23%	12%	40%	16%	

# CASELOAD STATISTICS OF THE JUVENILE & DOMESTIC RELATIONS COURTS

January 2018 thru December 2018

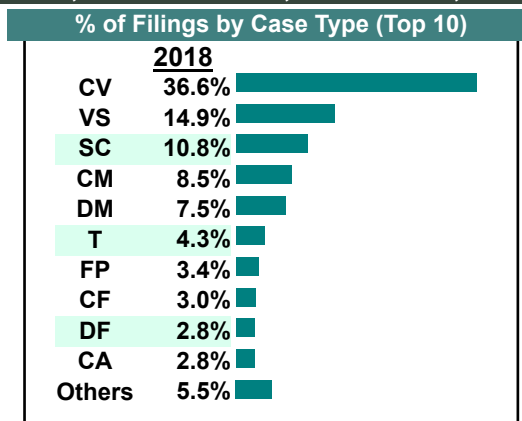
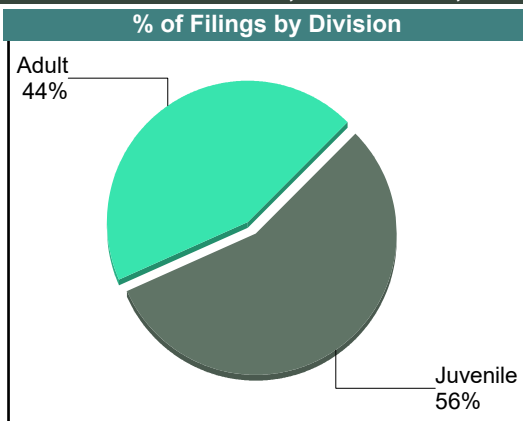
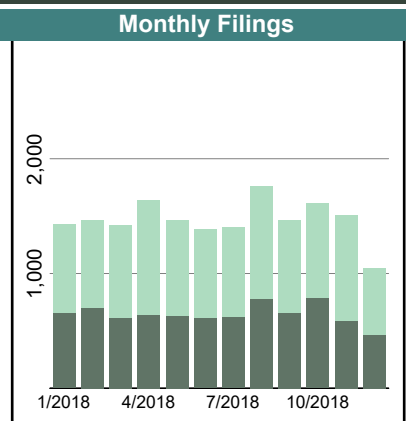
Chesterfield

District: 12

		<u>Filings</u>	<u>Hearings</u>	<u>Transactions</u>	<u>Concluded</u>	<u>Cont</u>
<b><u>Adult</u></b>						
Non-Family Abuse Prot Order	AP	30	65	65	26	39
Bond Forfeiture	BF	2	6	6	3	3
Capias	CA	482	1,340	1,340	599	741
Felony	CF	521	1,710	1,710	558	1,152
Misdemeanor	CM	1,488	4,345	4,345	1,469	2,876
Crim Support	CS	2	3	3	2	1
Family Abuse - Prot Order	FP	588	1,302	1,302	575	727
Motion - Prot Order	MP	65	86	86	66	20
Other	OT	3	5	5	1	4
Violation Fam Abuse PO	PS	3	4	4	3	1
Violation of PO	PV	28	28	28	28	-
Remand Support	RS	56	56	56	56	-
Show Cause	SC	1,868	5,598	5,598	2,022	3,576
SL/Other	SL	6	7	7	6	1
Civil Support	VS	2,627	4,710	4,710	2,610	2,100
<b>Adult Total</b>		<b>7,769</b>	<b>19,265</b>	<b>19,265</b>	<b>8,024</b>	<b>11,241</b>

<b><u>Juvenile</u></b>						
Abuse or Neglect	AN	64	252	252	67	185
Non-Family Abuse Prot Order	AP	14	35	35	14	21
Capias	CA	3	13	13	6	7
Custody Relief	CR	11	18	18	13	5
Child in Need of Services	CS	20	95	95	21	74
Custody Visitation	CV	6,436	12,892	12,892	6,535	6,353
Felony	DF	495	2,653	2,653	563	2,090
Misdemeanor	DM	1,323	5,954	5,955	1,374	4,571
Foster Care Review	FC	63	81	81	64	17
Family Abuse - Prot Order	FP	4	7	7	2	5
Initial Foster Care	IF	34	37	37	33	4
Juv Support	JS	3	7	7	3	4
Motion - Prot Order	MP	1	1	1	1	-
Permanency	PH	75	96	96	77	19
Petition	PT	44	80	80	38	42
Remand Custody	RC	81	81	81	81	-
Child at Risk	RI	3	8	8	2	6
Remand Visitation	RV	81	81	81	81	-
Show Cause	SC	40	257	257	57	198
Status	ST	189	438	438	211	225
Traffic	T	759	1,373	1,419	754	665
Term Parental Rights	TP	44	72	72	42	30
Truancy	TR	27	136	136	14	122
Voluntary Continuing Services Agreement	VA	12	12	12	12	-
<b>Juvenile Total</b>		<b>9,826</b>	<b>24,679</b>	<b>24,726</b>	<b>10,065</b>	<b>14,643</b>

<b>Chesterfield Totals</b>		<b>17,595</b>	<b>43,944</b>	<b>43,991</b>	<b>18,089</b>	<b>25,884</b>
----------------------------	--	---------------	---------------	---------------	---------------	---------------

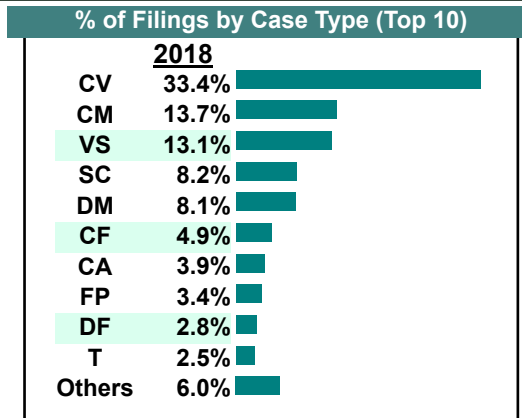
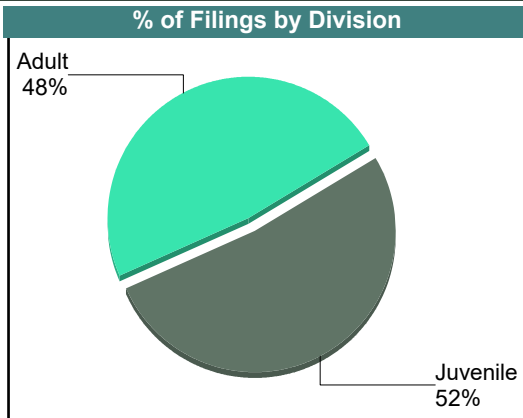
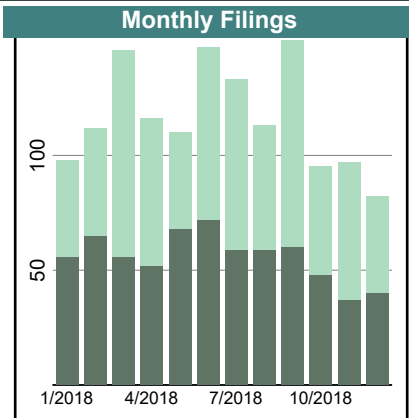


January 2018 thru December 2018

		Filings	Hearings	Transactions	Concluded	Cont
<b>Adult</b>						
Non-Family Abuse Prot Order	AP	2	4	4	2	2
Capias	CA	46	152	152	70	82
Felony	CF	68	257	257	85	172
Misdemeanor	CM	192	609	609	206	403
Family Abuse - Prot Order	FP	48	126	126	52	74
Motion - Prot Order	MP	11	11	11	11	-
Other	OT	3	4	4	3	1
Remand Support	RS	5	5	5	5	-
Show Cause	SC	113	383	383	131	252
SL/Other	SL	1	1	1	1	-
Civil Support	VS	183	337	337	185	151
<b>Adult Total</b>		<b>672</b>	<b>1,889</b>	<b>1,889</b>	<b>751</b>	<b>1,137</b>

		Filings	Hearings	Transactions	Concluded	Cont
<b>Juvenile</b>						
Abuse or Neglect	AN	2	6	6	2	4
Non-Family Abuse Prot Order	AP	2	4	4	2	2
Capias	CA	8	34	34	8	26
Child in Need of Services	CS	4	7	7	0	7
Custody Visitation	CV	467	974	974	511	461
Felony	DF	39	291	291	57	234
Misdemeanor	DM	114	743	743	131	612
Foster Care Review	FC	3	3	3	3	-
Initial Foster Care	IF	7	8	8	7	1
Permanency	PH	4	4	4	4	-
Remand Custody	RC	8	8	8	8	-
Restricted O/L	RL	1	1	1	1	-
Remand Visitation	RV	8	8	8	8	-
Show Cause	SC	2	24	24	7	17
Status	ST	17	45	45	11	34
Traffic	T	35	69	71	32	39
Truancy	TR	6	15	15	1	14
<b>Juvenile Total</b>		<b>727</b>	<b>2,244</b>	<b>2,246</b>	<b>793</b>	<b>1,451</b>

<b>Colonial Heights Totals</b>		<b>1,399</b>	<b>4,133</b>	<b>4,135</b>	<b>1,544</b>	<b>2,588</b>
--------------------------------	--	--------------	--------------	--------------	--------------	--------------





Filings by Court & Division

	<u>Chesterfield</u>		<u>Colonial Heights</u>		<u>Total</u>
<b>A</b> Civil Support	2,627	93%	183	7%	<b>2,810</b>
Show Cause	1,868	94%	113	6%	<b>1,981</b>
Adult Misdemeanor	1,488	89%	192	11%	<b>1,680</b>
Family Abuse - Prot Ord	588	92%	48	8%	<b>636</b>
Adult Felony	521	88%	68	12%	<b>589</b>
Capias	482	91%	46	9%	<b>528</b>
Motion - Prot Order	65	86%	11	14%	<b>76</b>
Remand Support	56	92%	5	8%	<b>61</b>
Non-Family Abuse Prot	30	94%	2	6%	<b>32</b>
Violation of PO	28	100%	-	0%	<b>28</b>
SL/Other	6	86%	1	14%	<b>7</b>
Other	3	50%	3	50%	<b>6</b>
Violation Fam Abuse PC	3	100%	-	0%	<b>3</b>
Bond Forfeiture	2	100%	-	0%	<b>2</b>
Criminal Support	2	100%	-	0%	<b>2</b>
<b>Total</b>	<b>7,769</b>	<b>92%</b>	<b>672</b>	<b>8%</b>	<b>8,441</b>
<b>J</b> Custody Visitation	6,436	93%	467	7%	<b>6,903</b>
Delinquency	1,818	92%	153	8%	<b>1,971</b>
Traffic	759	96%	35	4%	<b>794</b>
Status Offense/Other	189	92%	17	8%	<b>206</b>
Remand Custody	81	91%	8	9%	<b>89</b>
Remand Visitation	81	91%	8	9%	<b>89</b>
Permanency	75	95%	4	5%	<b>79</b>
Abuse or Neglect	64	97%	2	3%	<b>66</b>
Foster Care Review	63	95%	3	5%	<b>66</b>
Paternity	44	100%	-	0%	<b>44</b>
Term Parental Rights	44	100%	-	0%	<b>44</b>
Show Cause	40	95%	2	5%	<b>42</b>
Initial Foster Care	34	83%	7	17%	<b>41</b>
Truancy	27	82%	6	18%	<b>33</b>
Child in Need of Service	20	83%	4	17%	<b>24</b>
Non-Family Abuse Prot	14	88%	2	13%	<b>16</b>
Voluntary Continuing Se	12	100%	-	0%	<b>12</b>
Capias	3	27%	8	73%	<b>11</b>
Custody Relief	11	100%	-	0%	<b>11</b>
Family Abuse - Prot Ord	4	100%	-	0%	<b>4</b>
Child at Risk	3	100%	-	0%	<b>3</b>
Juv Support	3	100%	-	0%	<b>3</b>
Motion - Prot Order	1	100%	-	0%	<b>1</b>
Restricted O/L	-	0%	1	100%	<b>1</b>
<b>Total</b>	<b>9,826</b>	<b>93%</b>	<b>727</b>	<b>7%</b>	<b>10,553</b>
<b>Total</b>	<b>17,595</b>	<b>93%</b>	<b>1,399</b>	<b>7%</b>	<b>18,994</b>

# CASELOAD STATISTICS OF THE JUVENILE & DOMESTIC RELATIONS COURTS

January 2018 thru December 2018

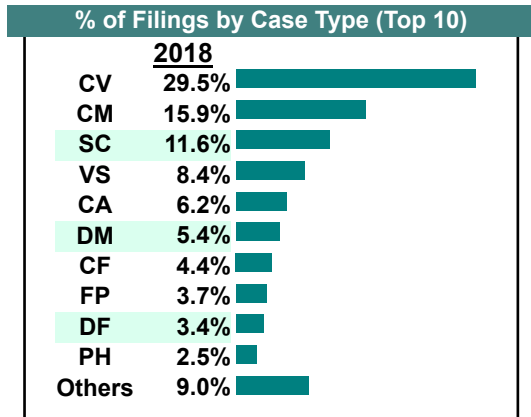
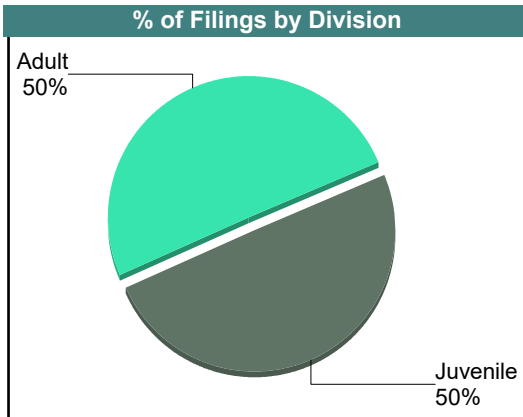
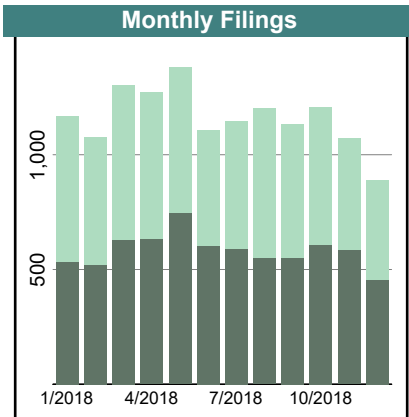
**Richmond**

District: 13

		<u>Filings</u>	<u>Hearings</u>	<u>Transactions</u>	<u>Concluded</u>	<u>Cont</u>
<b>Adult</b>						
Non-Family Abuse Prot Order	AP	16	32	32	14	17
Bond Forfeiture	BF	1	3	3	1	2
Capias	CA	863	2,953	2,953	1,114	1,824
Felony	CF	619	1,806	1,806	625	1,177
Misdemeanor	CM	2,223	5,949	5,949	2,200	3,744
Family Abuse - Prot Order	FP	519	1,163	1,163	508	650
Motion - Prot Order	MP	33	39	39	34	5
Violation of PO	PV	11	11	11	11	-
Restricted O/L	RL	2	2	2	2	-
Remand Support	RS	4	4	4	4	-
Show Cause	SC	1,528	4,544	4,544	1,822	2,692
SL/Other	SL	17	18	18	17	1
Civil Support	VS	1,177	2,261	2,261	1,215	1,022
<b>Adult Total</b>		<b>7,013</b>	<b>18,785</b>	<b>18,785</b>	<b>7,567</b>	<b>11,134</b>

<b>Juvenile</b>						
Abuse or Neglect	AN	143	571	571	156	413
Non-Family Abuse Prot Order	AP	5	5	5	5	-
Capias	CA	1	4	4	1	3
Custody Relief	CR	11	23	23	13	10
Child in Need of Services	CS	61	201	201	70	130
Custody Visitation	CV	4,119	7,077	7,077	4,022	3,016
Felony	DF	473	2,424	2,424	492	1,927
Misdemeanor	DM	752	3,242	3,244	720	2,522
Entrustment	ET	1	2	2	1	1
Foster Care Review	FC	165	168	168	166	1
Family Abuse - Prot Order	FP	2	2	2	2	-
Initial Foster Care	IF	101	107	107	103	4
Juv Support	JS	2	4	4	3	1
Permanency	PH	345	365	365	337	28
Violation Fam Abuse PO	PS	1	2	2	1	1
Petition	PT	315	793	793	384	406
Violation of PO	PV	1	1	1	1	-
Remand Custody	RC	2	2	2	2	-
RR	RR	0	1	1	1	-
Remand Visitation	RV	2	2	2	2	-
Show Cause	SC	84	209	209	91	117
Status	ST	72	244	244	66	178
Traffic	T	138	278	281	125	156
Term Parental Rights	TP	83	119	119	56	63
Truancy	TR	35	140	140	33	107
Voluntary Continuing Services Agreement	VA	27	29	29	27	2
<b>Juvenile Total</b>		<b>6,941</b>	<b>16,015</b>	<b>16,020</b>	<b>6,880</b>	<b>9,086</b>

<b>Richmond Totals</b>		<b>13,954</b>	<b>34,800</b>	<b>34,805</b>	<b>14,447</b>	<b>20,220</b>
------------------------	--	---------------	---------------	---------------	---------------	---------------



Filings by Court & Division

<u>Richmond</u>			
<b>A</b>	Adult Misdemeanor	2,223	15.9%
	Show Cause	1,528	11.0%
	Civil Support	1,177	8.4%
	Capias	863	6.2%
	Adult Felony	619	4.4%
	Family Abuse - Prot Order	519	3.7%
	Motion - Prot Order	33	0.2%
	SL/Other	17	0.1%
	Non-Family Abuse Prot Order	16	0.1%
	Violation of PO	11	0.1%
	Remand Support	4	0.0%
	Restricted O/L	2	0.0%
	Bond Forfeiture	1	0.0%
	<b>Total</b>	7,013	50%
<b>J</b>	Custody Visitation	4,119	29.5%
	Delinquency	1,225	8.8%
	Permanency	345	2.5%
	Paternity	315	2.3%
	Foster Care Review	165	1.2%
	Abuse or Neglect	143	1.0%
	Traffic	138	1.0%
	Initial Foster Care	101	0.7%
	Show Cause	84	0.6%
	Term Parental Rights	83	0.6%
	Status Offense/Other	72	0.5%
	Child in Need of Services	61	0.4%
	Truancy	35	0.3%
	Voluntary Continuing Services Agree	27	0.2%
	Custody Relief	11	0.1%
	Non-Family Abuse Prot Order	5	0.0%
	Family Abuse - Prot Order	2	0.0%
	Juv Support	2	0.0%
	Remand Custody	2	0.0%
	Remand Visitation	2	0.0%
	Capias	1	0.0%
	Entrustment	1	0.0%
	Violation Fam Abuse PO	1	0.0%
	Violation of PO	1	0.0%
	Restoration of Parental Rights	-	0.0%
	<b>Total</b>	6,941	50%
<b>Total</b>		13,954	100%

# CASELOAD STATISTICS OF THE JUVENILE & DOMESTIC RELATIONS COURTS

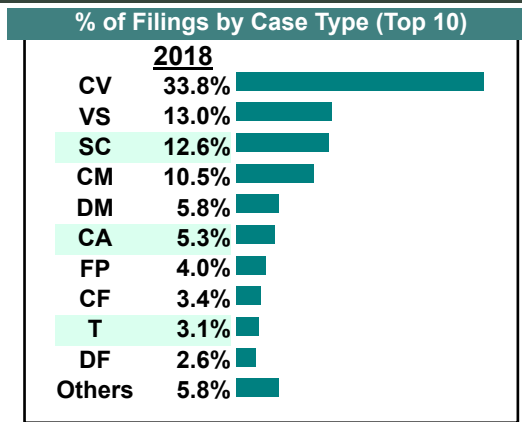
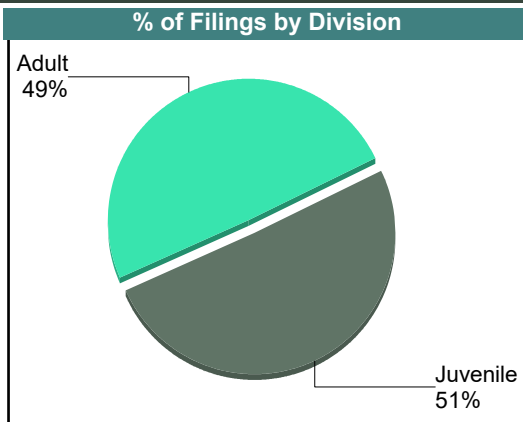
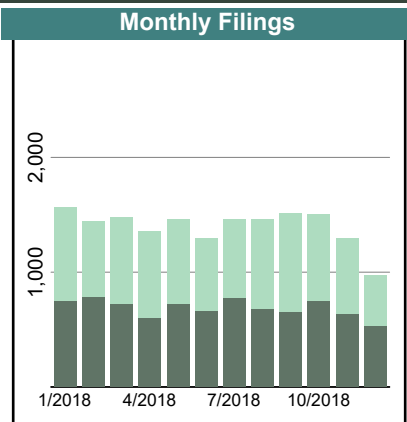
January 2018 thru December 2018

Henrico District: 14

		<u>Filings</u>	<u>Hearings</u>	<u>Transactions</u>	<u>Concluded</u>	<u>Cont</u>
<b>Adult</b>						
Non-Family Abuse Prot Order	AP	23	46	46	25	21
Bond Forfeiture	BF	7	15	15	8	7
Capias	CA	841	3,235	3,235	1,068	2,166
Felony	CF	569	2,008	2,008	592	1,416
Misdemeanor	CM	1,771	5,195	5,196	1,799	3,395
Crim Support	CS	0	2	2	1	1
Family Abuse - Prot Order	FP	669	1,508	1,508	662	844
Motion - Prot Order	MP	170	291	291	166	125
Other	OT	5	19	19	8	11
Violation Fam Abuse PO	PS	1	3	3	2	1
Violation of PO	PV	13	13	13	13	-
Remand Support	RS	39	45	45	39	6
Show Cause	SC	1,952	5,832	5,832	2,092	3,721
SL/Other	SL	45	68	68	47	21
Civil Support	VS	2,185	4,033	4,033	2,195	1,818
<b>Adult Total</b>		<b>8,290</b>	<b>22,313</b>	<b>22,314</b>	<b>8,717</b>	<b>13,553</b>

<b>Juvenile</b>						
Abuse or Neglect	AN	46	282	282	56	226
Non-Family Abuse Prot Order	AP	13	40	40	20	20
Capias	CA	49	216	216	71	145
Custody Relief	CR	4	6	6	3	3
Child in Need of Services	CS	32	173	173	31	142
Custody Visitation	CV	5,683	11,198	11,198	5,572	5,579
Felony	DF	436	2,453	2,453	488	1,965
Misdemeanor	DM	981	4,716	4,719	1,074	3,644
Emancipation	EP	4	5	5	4	1
Entrustment	ET	0	1	1	1	-
Foster Care Review	FC	85	141	141	83	57
Family Abuse - Prot Order	FP	4	8	8	3	5
Initial Foster Care	IF	45	75	75	48	26
Motion - Prot Order	MP	4	10	10	2	8
Permanency	PH	70	121	121	74	45
Petition	PT	94	191	191	89	102
Remand Custody	RC	33	33	33	33	-
Child at Risk	RI	0	4	4	4	-
Remand Visitation	RV	27	27	27	25	-
Show Cause	SC	169	652	652	206	446
Status	ST	165	623	623	131	492
Traffic	T	527	869	933	532	401
Term Parental Rights	TP	26	48	48	33	15
Truancy	TR	12	212	212	68	144
Voluntary Continuing Services Agreement	VA	9	9	9	8	1
<b>Juvenile Total</b>		<b>8,518</b>	<b>22,113</b>	<b>22,180</b>	<b>8,659</b>	<b>13,467</b>

<b>Henrico Totals</b>		<b>16,808</b>	<b>44,426</b>	<b>44,494</b>	<b>17,376</b>	<b>27,020</b>
-----------------------	--	---------------	---------------	---------------	---------------	---------------



Filings by Court & Division

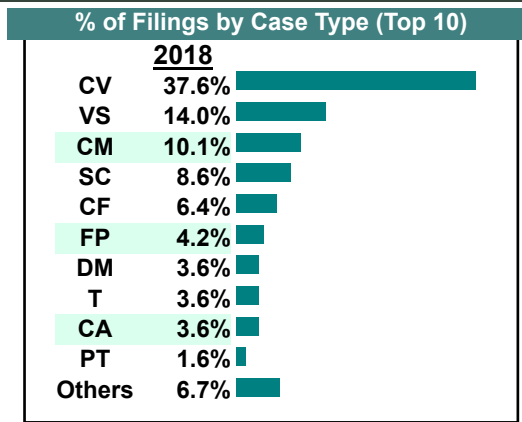
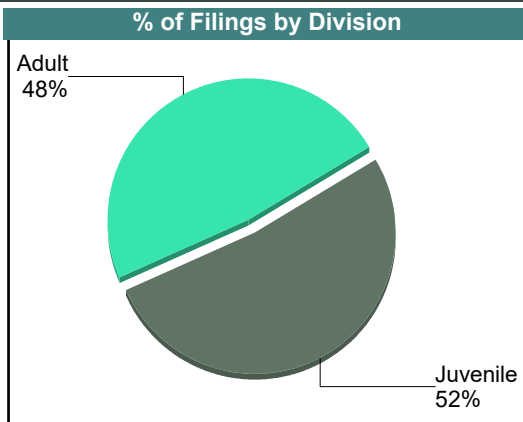
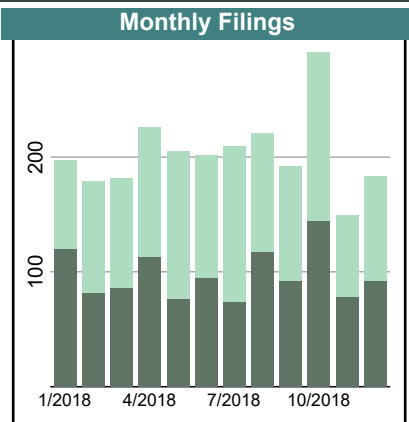
		<u>Henrico</u>		
<b>A</b>	Civil Support	2,185	13.0%	
	Show Cause	1,952	11.6%	
	Adult Misdemeanor	1,771	10.5%	
	Capias	841	5.0%	
	Family Abuse - Prot Order	669	4.0%	
	Adult Felony	569	3.4%	
	Motion - Prot Order	170	1.0%	
	SL/Other	45	0.3%	
	Remand Support	39	0.2%	
	Non-Family Abuse Prot Order	23	0.1%	
	Violation of PO	13	0.1%	
	Bond Forfeiture	7	0.0%	
	Other	5	0.0%	
	Violation Fam Abuse PO	1	0.0%	
	Criminal Support	-	0.0%	
<b>Total</b>		8,290	49%	
<b>J</b>	Custody Visitation	5,683	33.8%	
	Delinquency	1,417	8.4%	
	Traffic	527	3.1%	
	Show Cause	169	1.0%	
	Status Offense/Other	165	1.0%	
	Paternity	94	0.6%	
	Foster Care Review	85	0.5%	
	Permanency	70	0.4%	
	Capias	49	0.3%	
	Abuse or Neglect	46	0.3%	
	Initial Foster Care	45	0.3%	
	Remand Custody	33	0.2%	
	Child in Need of Services	32	0.2%	
	Remand Visitation	27	0.2%	
	Term Parental Rights	26	0.2%	
	Non-Family Abuse Prot Order	13	0.1%	
	Truancy	12	0.1%	
	Voluntary Continuing Services Agre	9	0.1%	
	Custody Relief	4	0.0%	
	Emancipation	4	0.0%	
	Family Abuse - Prot Order	4	0.0%	
	Motion - Prot Order	4	0.0%	
	Child at Risk	-	0.0%	
	Entrustment	-	0.0%	
	<b>Total</b>		8,518	51%
	<b>Total</b>		16,808	100%

# CASELOAD STATISTICS OF THE JUVENILE & DOMESTIC RELATIONS COURTS

January 2018 thru December 2018

**Caroline**  
District: 15

		<u>Filings</u>	<u>Hearings</u>	<u>Transactions</u>	<u>Concluded</u>	<u>Cont</u>
<b><u>Adult</u></b>						
Non-Family Abuse Prot Order	AP	5	13	13	5	8
Capias	CA	84	269	269	106	163
Felony	CF	155	449	449	147	302
Misdemeanor	CM	246	794	794	314	480
Crim Support	CS	0	1	1	1	-
Family Abuse - Prot Order	FP	95	250	250	96	154
Motion - Prot Order	MP	28	39	39	27	12
Protective Order	PC	1	3	3	2	1
Violation Fam Abuse PO	PS	2	4	4	2	2
Violation of PO	PV	3	3	3	3	-
Remand Support	RS	2	2	2	2	-
Show Cause	SC	202	559	559	237	322
SL/Other	SL	7	15	15	5	10
Civil Support	VS	341	620	620	360	260
<b>Adult Total</b>		<b>1,171</b>	<b>3,021</b>	<b>3,021</b>	<b>1,307</b>	<b>1,714</b>
<b><u>Juvenile</u></b>						
Abuse or Neglect	AN	1	4	4	1	3
Non-Family Abuse Prot Order	AP	11	22	22	11	11
Capias	CA	3	15	15	5	10
Child in Need of Services	CS	12	50	50	11	39
Custody Visitation	CV	916	1,852	1,852	904	948
Felony	DF	31	151	151	38	113
Misdemeanor	DM	88	253	255	80	175
Foster Care Review	FC	18	19	19	18	1
Family Abuse - Prot Order	FP	8	15	15	6	9
Initial Foster Care	IF	6	6	6	6	-
Permanency	PH	8	10	10	8	2
Petition	PT	38	71	71	41	30
Remand Custody	RC	2	2	2	2	-
Child at Risk	RI	2	7	7	1	6
Remand Visitation	RV	2	2	2	2	-
Show Cause	SC	7	33	33	7	26
Status	ST	9	18	18	8	10
Traffic	T	88	165	178	97	81
Term Parental Rights	TP	4	4	4	4	-
Truancy	TR	7	23	23	2	21
Voluntary Continuing Services Agreement	VA	3	3	3	3	-
<b>Juvenile Total</b>		<b>1,264</b>	<b>2,725</b>	<b>2,740</b>	<b>1,255</b>	<b>1,485</b>
<b>Caroline Totals</b>		<b>2,435</b>	<b>5,746</b>	<b>5,761</b>	<b>2,562</b>	<b>3,199</b>

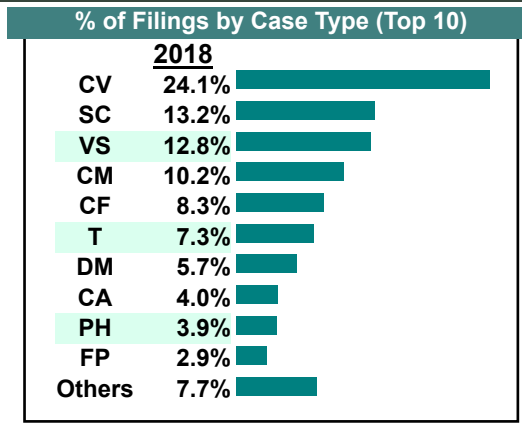
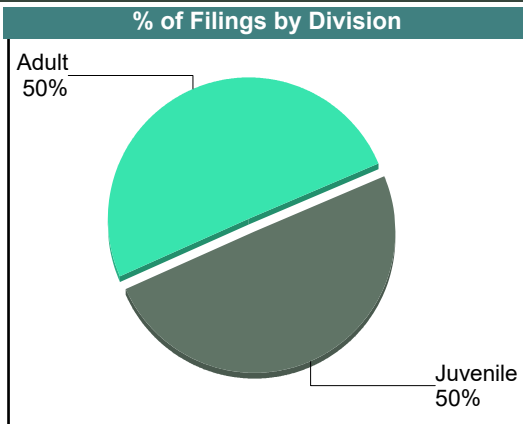
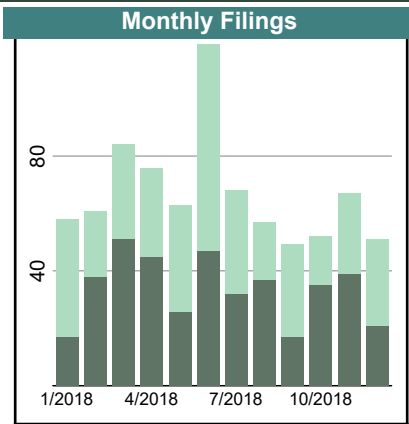


# CASELOAD STATISTICS OF THE JUVENILE & DOMESTIC RELATIONS COURTS

January 2018 thru December 2018

**Essex**  
District: 15

		<u>Filings</u>	<u>Hearings</u>	<u>Transactions</u>	<u>Concluded</u>	<u>Cont</u>
<b>Adult</b>						
Capias	CA	31	142	142	50	92
Felony	CF	67	171	171	51	120
Misdemeanor	CM	82	227	227	79	148
Family Abuse - Prot Order	FP	23	52	52	27	25
Other	OT	1	1	1	1	-
Show Cause	SC	97	340	340	117	223
SL/Other	SL	1	5	5	1	4
Civil Support	VS	103	174	174	104	69
<b>Adult Total</b>		<b>405</b>	<b>1,112</b>	<b>1,112</b>	<b>430</b>	<b>681</b>
<b>Juvenile</b>						
Abuse or Neglect	AN	19	49	49	11	38
Capias	CA	1	8	8	2	6
Child in Need of Services	CS	0	4	4	1	3
Custody Visitation	CV	194	394	394	192	202
Felony	DF	11	81	81	35	46
Misdemeanor	DM	46	147	147	51	96
Foster Care Review	FC	3	3	3	3	-
Initial Foster Care	IF	1	1	1	1	-
Motion - Prot Order	MP	0	1	1	1	-
Permanency	PH	31	37	37	29	8
Petition	PT	1	1	1	0	1
Show Cause	SC	9	35	35	8	27
Status	ST	23	114	114	15	99
Traffic	T	59	75	89	59	30
Term Parental Rights	TP	2	3	3	1	2
<b>Juvenile Total</b>		<b>400</b>	<b>953</b>	<b>967</b>	<b>409</b>	<b>558</b>
<b>Essex Totals</b>		<b>805</b>	<b>2,065</b>	<b>2,079</b>	<b>839</b>	<b>1,239</b>



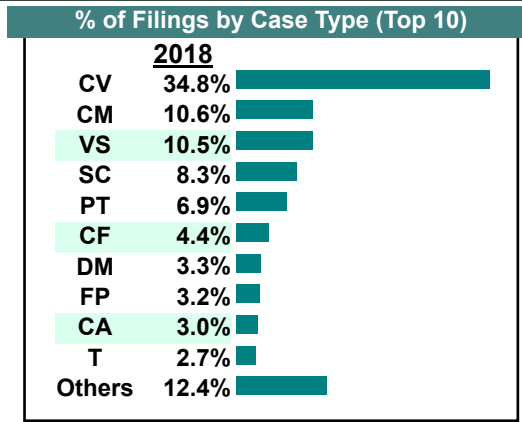
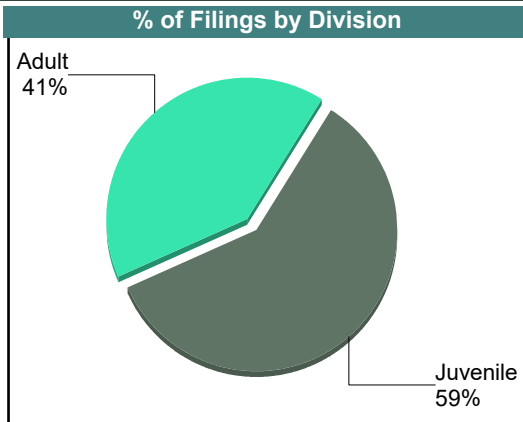
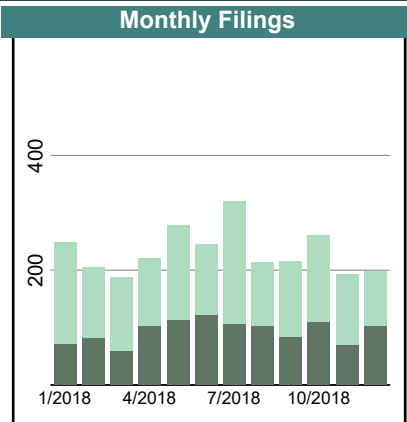
**CASELOAD STATISTICS OF THE JUVENILE & DOMESTIC RELATIONS COURTS**

January 2018 thru December 2018

**Fredericksburg**

District: 15

		<u>Filings</u>	<u>Hearings</u>	<u>Transactions</u>	<u>Concluded</u>	<u>Cont</u>
<b><u>Adult</u></b>						
Non-Family Abuse Prot Order	AP	3	5	5	3	2
Bond Forfeiture	BF	1	1	1	1	-
Capias	CA	77	224	224	92	132
Felony	CF	123	388	388	113	275
Misdemeanor	CM	294	832	832	223	609
Family Abuse - Prot Order	FP	87	216	216	85	131
Motion - Prot Order	MP	12	13	13	12	1
Protective Order	PC	1	1	1	1	-
Violation of PO	PV	11	11	11	11	-
Remand Support	RS	15	15	15	14	-
Show Cause	SC	209	658	658	235	422
SL/Other	SL	4	4	4	4	-
Civil Support	VS	292	505	505	283	222
<b>Adult Total</b>		<b>1,129</b>	<b>2,873</b>	<b>2,873</b>	<b>1,077</b>	<b>1,794</b>
<b><u>Juvenile</u></b>						
Abuse or Neglect	AN	38	129	129	37	92
Non-Family Abuse Prot Order	AP	4	9	9	4	5
Capias	CA	6	10	10	6	4
Custody Relief	CR	1	1	1	1	-
Child in Need of Services	CS	9	25	25	8	17
Custody Visitation	CV	968	1,936	1,936	930	999
Felony	DF	58	461	461	68	393
Misdemeanor	DM	93	779	779	100	679
Entrustment	ET	5	5	5	5	-
Foster Care Review	FC	27	34	34	29	5
Family Abuse - Prot Order	FP	3	6	6	3	3
Initial Foster Care	IF	28	32	32	29	3
Permanency	PH	30	44	44	33	11
Petition	PT	191	348	348	190	158
Remand Custody	RC	16	16	16	16	-
Remand Visitation	RV	16	16	16	16	-
Show Cause	SC	22	94	94	24	70
Status	ST	14	140	140	14	126
Traffic	T	75	129	142	71	71
Term Parental Rights	TP	49	68	68	53	15
Voluntary Continuing Services Agreement	VA	3	5	5	3	2
<b>Juvenile Total</b>		<b>1,656</b>	<b>4,287</b>	<b>4,300</b>	<b>1,640</b>	<b>2,653</b>
<b>Fredericksburg Totals</b>		<b>2,785</b>	<b>7,160</b>	<b>7,173</b>	<b>2,717</b>	<b>4,447</b>





# CASELOAD STATISTICS OF THE JUVENILE & DOMESTIC RELATIONS COURTS

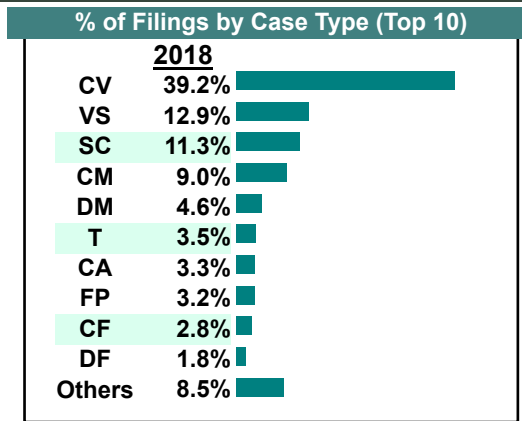
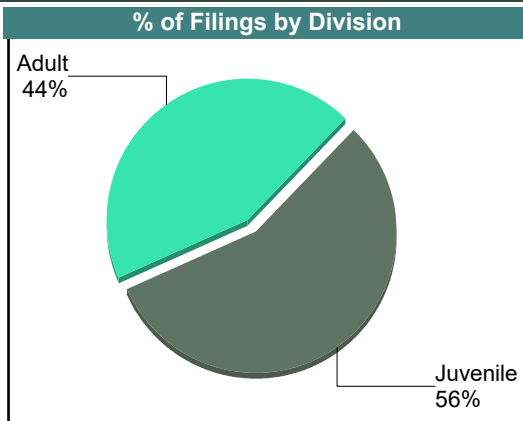
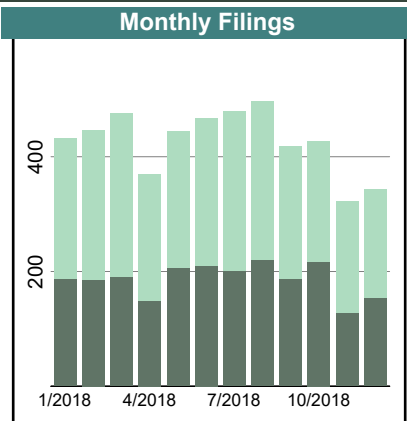
January 2018 thru December 2018

Hanover  
District: 15

		Filings	Hearings	Transactions	Concluded	Cont
<b>Adult</b>						
Non-Family Abuse Prot Order	AP	28	63	63	27	36
Capias	CA	158	520	520	204	316
Felony	CF	143	382	382	142	239
Misdemeanor	CM	461	1,207	1,207	453	753
Family Abuse - Prot Order	FP	166	375	375	175	200
Motion - Prot Order	MP	58	61	61	57	4
Other	OT	9	13	13	11	2
Protective Order	PC	1	1	1	1	-
Violation Fam Abuse PO	PS	1	1	1	1	-
Violation of PO	PV	36	36	36	36	-
Remand Support	RS	38	38	38	38	-
Show Cause	SC	475	1,196	1,196	533	660
SL/Other	SL	5	5	5	4	1
Civil Support	VS	663	1,219	1,219	653	561
<b>Adult Total</b>		<b>2,242</b>	<b>5,117</b>	<b>5,117</b>	<b>2,335</b>	<b>2,772</b>

<b>Juvenile</b>						
Abuse or Neglect	AN	16	46	46	11	35
Non-Family Abuse Prot Order	AP	10	21	21	10	11
Capias	CA	9	38	38	15	23
Custody Relief	CR	3	5	5	2	3
Child in Need of Services	CS	18	54	54	12	42
Custody Visitation	CV	2,006	3,993	3,993	1,926	2,053
Felony	DF	91	419	419	94	325
Misdemeanor	DM	235	974	974	218	756
Foster Care Review	FC	15	15	15	14	1
Initial Foster Care	IF	10	11	11	10	1
Motion - Prot Order	MP	3	3	3	3	-
Permanency	PH	10	10	10	9	1
Petition	PT	11	20	20	11	9
Remand Custody	RC	47	48	48	48	-
Child at Risk	RI	2	2	2	1	1
Remand Visitation	RV	47	48	48	48	-
Show Cause	SC	104	169	169	77	92
Status	ST	46	95	95	28	67
Traffic	T	179	309	323	172	149
Term Parental Rights	TP	3	3	3	3	-
Truancy	TR	12	35	35	9	26
Voluntary Continuing Services Agreement	VA	4	4	4	4	-
<b>Juvenile Total</b>		<b>2,881</b>	<b>6,322</b>	<b>6,336</b>	<b>2,725</b>	<b>3,595</b>

<b>Hanover Totals</b>		<b>5,123</b>	<b>11,439</b>	<b>11,453</b>	<b>5,060</b>	<b>6,367</b>
-----------------------	--	--------------	---------------	---------------	--------------	--------------

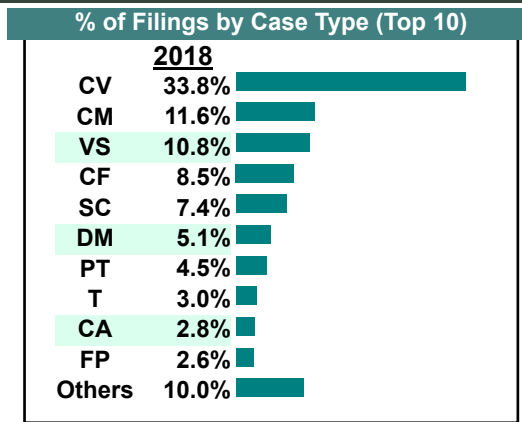
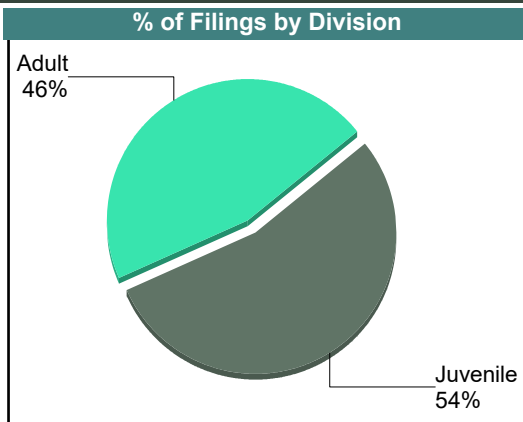
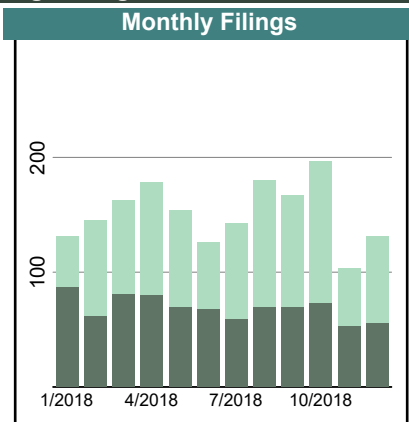


# CASELOAD STATISTICS OF THE JUVENILE & DOMESTIC RELATIONS COURTS

January 2018 thru December 2018

**King George**  
District: 15

		<u>Filings</u>	<u>Hearings</u>	<u>Transactions</u>	<u>Concluded</u>	<u>Cont</u>
<b><u>Adult</u></b>						
Non-Family Abuse Prot Order	AP	17	44	44	14	30
Bond Forfeiture	BF	1	5	5	1	4
Capias	CA	49	97	97	46	50
Felony	CF	155	245	245	145	100
Misdemeanor	CM	210	432	432	194	238
Family Abuse - Prot Order	FP	48	107	107	47	60
Motion - Prot Order	MP	4	6	6	4	2
Other	OT	2	2	2	2	-
Protective Order	PC	0	1	1	1	-
Violation of PO	PV	4	4	4	4	-
Remand Support	RS	7	7	7	7	-
Show Cause	SC	127	428	428	135	291
SL/Other	SL	11	12	12	11	1
Civil Support	VS	196	411	411	197	213
<b>Adult Total</b>		<b>831</b>	<b>1,801</b>	<b>1,801</b>	<b>808</b>	<b>989</b>
<b><u>Juvenile</u></b>						
Abuse or Neglect	AN	11	25	25	6	19
Non-Family Abuse Prot Order	AP	2	4	4	1	3
Capias	CA	1	4	4	1	3
Custody Relief	CR	3	7	7	3	4
Child in Need of Services	CS	18	44	44	12	32
Custody Visitation	CV	614	1,498	1,498	608	890
Felony	DF	34	110	110	27	83
Misdemeanor	DM	93	322	322	98	224
Foster Care Review	FC	13	13	13	13	-
Initial Foster Care	IF	5	5	5	5	-
Motion - Prot Order	MP	4	4	4	0	4
Permanency	PH	1	1	1	1	-
Petition	PT	81	169	169	90	79
Remand Custody	RC	10	10	10	10	-
Child at Risk	RI	1	3	3	1	2
Remand Visitation	RV	13	13	13	13	-
Show Cause	SC	8	37	37	9	28
Status	ST	10	37	37	12	25
Traffic	T	54	103	103	44	59
Truancy	TR	11	32	32	6	26
<b>Juvenile Total</b>		<b>987</b>	<b>2,441</b>	<b>2,441</b>	<b>960</b>	<b>1,481</b>
<b>King George Totals</b>		<b>1,818</b>	<b>4,242</b>	<b>4,242</b>	<b>1,768</b>	<b>2,470</b>



# CASELOAD STATISTICS OF THE JUVENILE & DOMESTIC RELATIONS COURTS

January 2018 thru December 2018

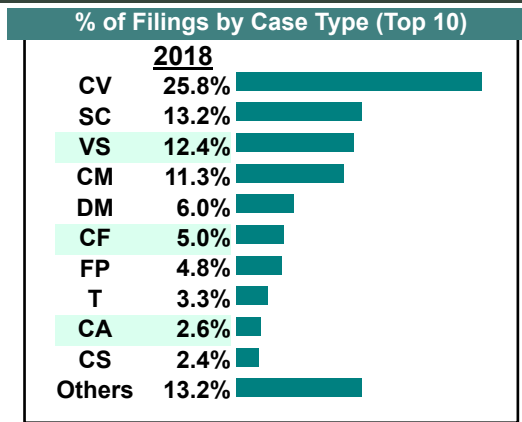
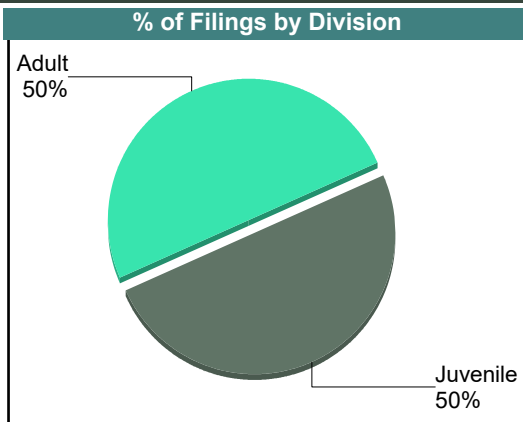
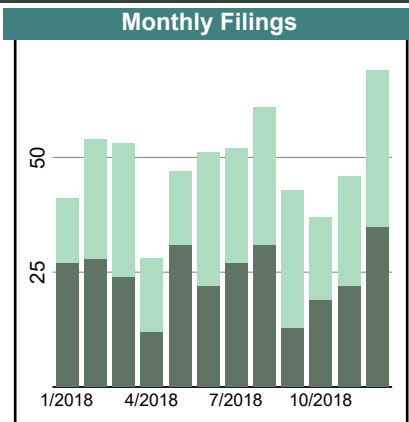
Lancaster

District: 15

		<u>Filings</u>	<u>Hearings</u>	<u>Transactions</u>	<u>Concluded</u>	<u>Cont</u>
<b>Adult</b>						
Non-Family Abuse Prot Order	AP	2	5	5	2	3
Capias	CA	15	41	41	21	20
Felony	CF	29	76	76	29	47
Misdemeanor	CM	66	178	178	69	109
Family Abuse - Prot Order	FP	28	60	60	30	30
Motion - Prot Order	MP	2	2	2	2	-
Violation of PO	PV	2	2	2	2	-
Remand Support	RS	3	3	3	3	-
Show Cause	SC	69	202	202	83	119
SL/Other	SL	3	9	9	2	7
Civil Support	VS	72	140	140	70	70
<b>Adult Total</b>		<b>291</b>	<b>718</b>	<b>718</b>	<b>313</b>	<b>405</b>

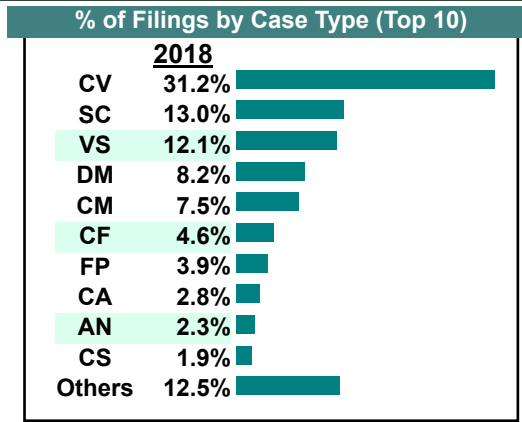
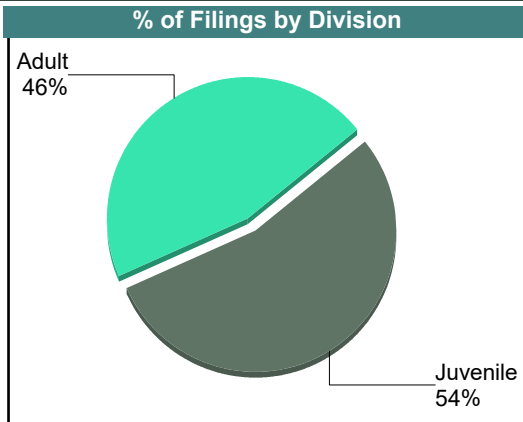
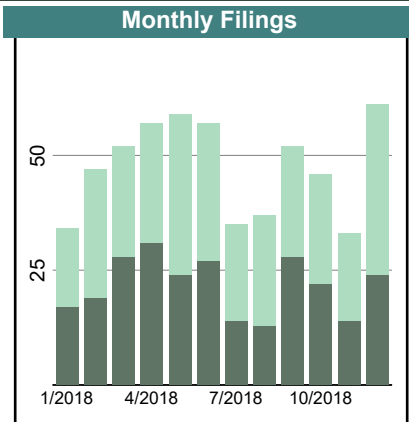
		<u>Filings</u>	<u>Hearings</u>	<u>Transactions</u>	<u>Concluded</u>	<u>Cont</u>
<b>Juvenile</b>						
Abuse or Neglect	AN	1	1	1	1	-
Custody Relief	CR	1	1	1	1	-
Child in Need of Services	CS	14	70	70	7	63
Custody Visitation	CV	150	323	323	157	166
Felony	DF	13	68	68	13	55
Misdemeanor	DM	35	102	102	32	70
Foster Care Review	FC	6	7	7	6	1
Initial Foster Care	IF	3	3	3	3	-
Permanency	PH	9	9	9	9	-
Petition	PT	7	16	16	8	8
Remand Custody	RC	7	7	7	7	-
Child at Risk	RI	2	6	6	0	6
Remand Visitation	RV	7	7	7	7	-
Show Cause	SC	8	22	22	6	16
Status	ST	5	14	14	4	10
Traffic	T	19	40	42	20	22
Truancy	TR	4	28	28	2	26
<b>Juvenile Total</b>		<b>291</b>	<b>724</b>	<b>726</b>	<b>283</b>	<b>443</b>

<b>Lancaster Totals</b>		<b>582</b>	<b>1,442</b>	<b>1,444</b>	<b>596</b>	<b>848</b>
-------------------------	--	------------	--------------	--------------	------------	------------



January 2018 thru December 2018

		<u>Filings</u>	<u>Hearings</u>	<u>Transactions</u>	<u>Concluded</u>	<u>Cont</u>
<b>Adult</b>						
Non-Family Abuse Prot Order	AP	1	3	3	1	2
Capias	CA	16	68	68	27	41
Felony	CF	26	72	72	28	44
Misdemeanor	CM	43	123	123	44	79
Family Abuse - Prot Order	FP	21	57	57	22	35
Motion - Prot Order	MP	5	8	8	4	4
Violation of PO	PV	2	2	2	2	-
Remand Support	RS	5	5	5	5	-
Show Cause	SC	70	233	233	91	142
SL/Other	SL	3	9	9	4	5
Civil Support	VS	69	120	120	73	47
<b>Adult Total</b>		<b>261</b>	<b>700</b>	<b>700</b>	<b>301</b>	<b>399</b>
<b>Juvenile</b>						
Abuse or Neglect	AN	13	20	20	3	17
Non-Family Abuse Prot Order	AP	1	3	3	1	2
Child in Need of Services	CS	11	82	82	15	67
Custody Visitation	CV	178	354	354	178	176
Felony	DF	11	95	95	9	86
Misdemeanor	DM	47	260	260	31	229
Foster Care Review	FC	3	3	3	3	-
Family Abuse - Prot Order	FP	1	4	4	1	3
Initial Foster Care	IF	1	1	1	1	-
Permanency	PH	2	2	2	2	-
Petition	PT	5	17	17	6	11
Remand Custody	RC	8	8	8	8	-
Remand Visitation	RV	8	8	8	8	-
Show Cause	SC	4	17	17	3	14
Status	ST	5	32	32	4	28
Traffic	T	10	31	31	14	17
Truancy	TR	1	8	8	2	6
<b>Juvenile Total</b>		<b>309</b>	<b>945</b>	<b>945</b>	<b>289</b>	<b>656</b>
<b>Northumberland Totals</b>		<b>570</b>	<b>1,645</b>	<b>1,645</b>	<b>590</b>	<b>1,055</b>

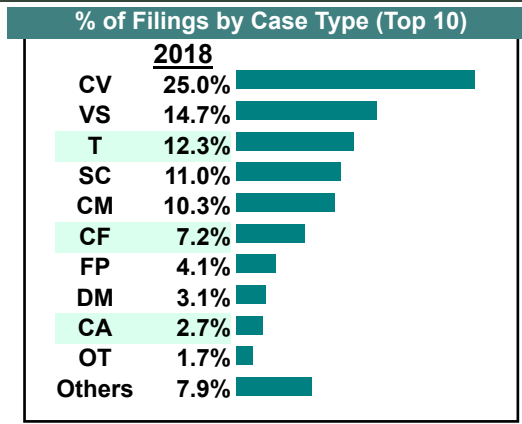
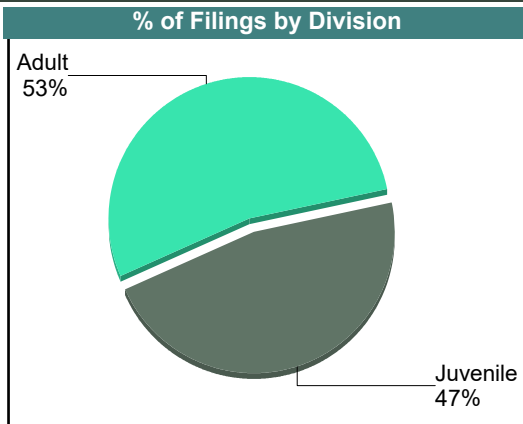
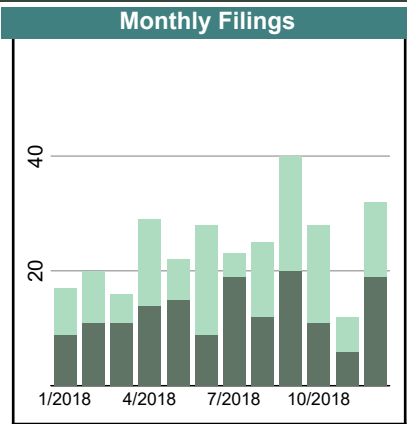


January 2018 thru December 2018

		<u>Filings</u>	<u>Hearings</u>	<u>Transactions</u>	<u>Concluded</u>	<u>Cont</u>
<b>Adult</b>						
Non-Family Abuse Prot Order	AP	1	3	3	1	2
Capias	CA	8	19	19	7	12
Felony	CF	21	40	40	12	28
Misdemeanor	CM	30	82	82	29	53
Family Abuse - Prot Order	FP	12	29	29	14	15
Motion - Prot Order	MP	4	6	6	2	4
Other	OT	5	6	6	5	1
Remand Support	RS	1	1	1	1	-
Show Cause	SC	31	100	100	36	64
Civil Support	VS	43	76	76	43	33
<b>Adult Total</b>		<b>156</b>	<b>362</b>	<b>362</b>	<b>150</b>	<b>212</b>

<b>Juvenile</b>						
Abuse or Neglect	AN	1	4	4	2	2
Child in Need of Services	CS	1	5	5	0	5
Custody Visitation	CV	73	152	152	75	77
Felony	DF	1	11	11	5	6
Misdemeanor	DM	9	68	68	18	50
Entrustment	ET	1	1	1	1	-
Foster Care Review	FC	3	3	3	3	-
Initial Foster Care	IF	2	2	2	2	-
Permanency	PH	2	2	2	2	-
Petition	PT	3	6	6	3	3
Show Cause	SC	1	5	5	3	2
Status	ST	3	10	10	3	7
Traffic	T	36	52	62	35	27
<b>Juvenile Total</b>		<b>136</b>	<b>321</b>	<b>331</b>	<b>152</b>	<b>179</b>

<b>Richmond County Totals</b>		<b>292</b>	<b>683</b>	<b>693</b>	<b>302</b>	<b>391</b>
-------------------------------	--	------------	------------	------------	------------	------------



# CASELOAD STATISTICS OF THE JUVENILE & DOMESTIC RELATIONS COURTS

January 2018 thru December 2018

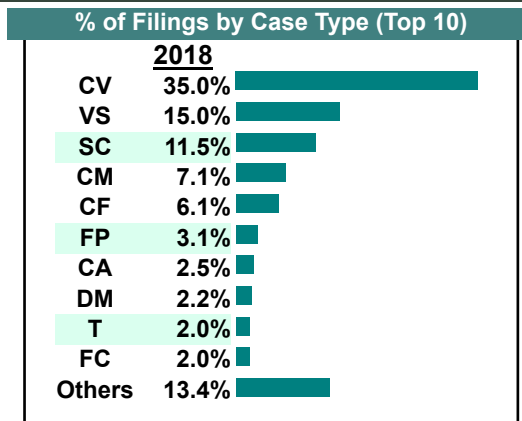
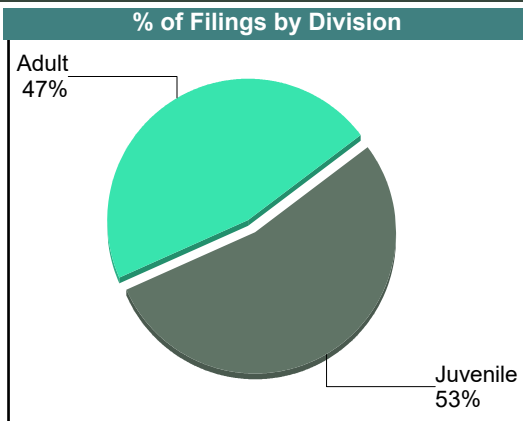
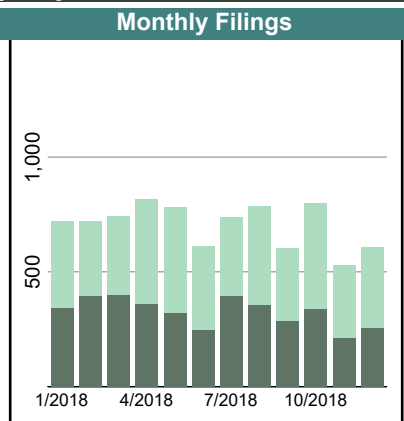
Spotsylvania

District: 15

		<u>Filings</u>	<u>Hearings</u>	<u>Transactions</u>	<u>Concluded</u>	<u>Cont</u>
<b>Adult</b>						
Non-Family Abuse Prot Order	AP	5	9	9	5	4
Capias	CA	209	729	729	250	479
Felony	CF	516	1,530	1,635	550	1,085
Misdemeanor	CM	605	1,713	1,713	597	1,116
Crim Support	CS	4	6	6	3	3
Family Abuse - Prot Order	FP	259	577	577	259	318
Motion - Prot Order	MP	29	36	36	29	7
Violation of PO	PV	13	15	15	15	-
Remand Support	RS	94	94	94	94	-
Show Cause	SC	922	2,207	2,207	1,020	1,187
SL/Other	SL	10	11	11	10	1
Civil Support	VS	1,270	2,439	2,439	1,307	1,132
<b>Adult Total</b>		<b>3,936</b>	<b>9,366</b>	<b>9,471</b>	<b>4,139</b>	<b>5,332</b>

<b>Juvenile</b>						
Abuse or Neglect	AN	100	446	446	136	310
Non-Family Abuse Prot Order	AP	7	12	12	6	6
Capias	CA	4	6	6	5	1
Custody Relief	CR	8	11	11	10	1
Child in Need of Services	CS	18	45	45	13	32
Custody Visitation	CV	2,961	5,972	5,972	3,000	2,972
Felony	DF	122	482	482	71	411
Misdemeanor	DM	187	501	501	163	338
Emancipation	EP	1	4	4	1	3
Entrustment	ET	17	19	19	17	2
Foster Care Review	FC	166	177	177	169	8
Family Abuse - Prot Order	FP	5	11	11	6	5
Initial Foster Care	IF	99	113	113	104	9
Motion - Prot Order	MP	10	10	10	10	-
Permanency	PH	129	153	153	127	26
Petition	PT	108	166	166	97	69
Remand Custody	RC	118	118	118	118	-
Child at Risk	RI	5	14	14	4	10
Restricted O/L	RL	1	1	1	1	-
Remand Visitation	RV	118	118	118	118	-
Show Cause	SC	53	114	114	57	57
Status	ST	34	174	174	39	135
Traffic	T	167	201	218	172	46
Term Parental Rights	TP	59	116	116	54	62
Truancy	TR	20	75	75	14	61
Voluntary Continuing Services Agreement	VA	9	15	15	11	4
<b>Juvenile Total</b>		<b>4,526</b>	<b>9,074</b>	<b>9,091</b>	<b>4,523</b>	<b>4,568</b>

<b>Spotsylvania Totals</b>		<b>8,462</b>	<b>18,440</b>	<b>18,562</b>	<b>8,662</b>	<b>9,900</b>
----------------------------	--	--------------	---------------	---------------	--------------	--------------



# CASELOAD STATISTICS OF THE JUVENILE & DOMESTIC RELATIONS COURTS

January 2018 thru December 2018

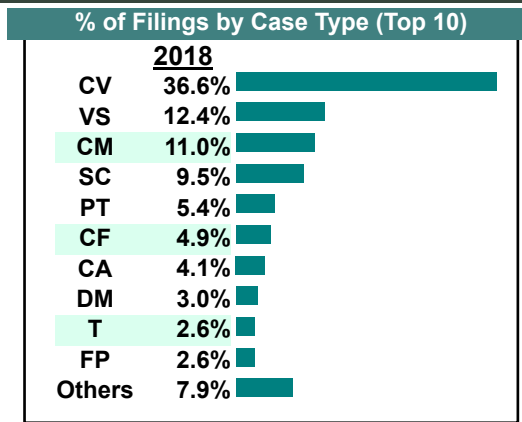
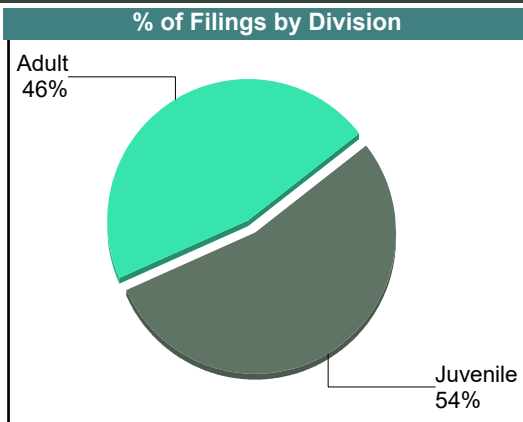
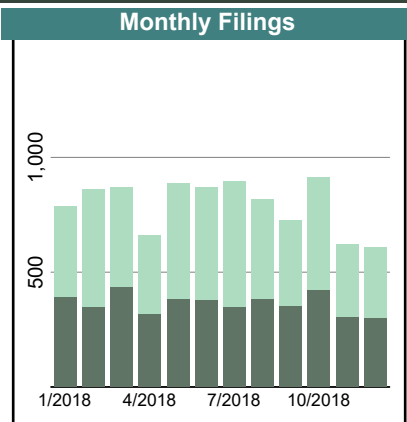
**Stafford**

District: 15

		<u>Filings</u>	<u>Hearings</u>	<u>Transactions</u>	<u>Concluded</u>	<u>Cont</u>
<b>Adult</b>						
Non-Family Abuse Prot Order	AP	8	19	19	5	14
Bond Forfeiture	BF	7	14	14	7	7
Capias	CA	361	1,084	1,084	391	693
Felony	CF	463	1,524	1,618	423	1,195
Misdemeanor	CM	1,045	3,626	3,628	1,060	2,566
Family Abuse - Prot Order	FP	242	538	538	241	297
Motion - Prot Order	MP	21	23	23	20	3
Other	OT	3	3	3	3	-
Protective Order	PC	9	12	12	9	3
Violation Fam Abuse PO	PS	26	26	26	26	-
Violation of PO	PV	17	17	17	17	-
Restricted O/L	RL	1	1	1	1	-
Remand Support	RS	84	84	84	84	-
Show Cause	SC	891	2,109	2,109	967	1,142
SL/Other	SL	23	77	77	22	55
Civil Support	VS	1,182	2,146	2,146	1,206	940
<b>Adult Total</b>		<b>4,383</b>	<b>11,303</b>	<b>11,399</b>	<b>4,482</b>	<b>6,915</b>

<b>Juvenile</b>						
Abuse or Neglect	AN	42	104	104	43	61
Non-Family Abuse Prot Order	AP	15	36	36	16	20
Capias	CA	27	104	104	30	74
Custody Relief	CR	2	2	2	2	-
Child in Need of Services	CS	37	89	89	30	59
Custody Visitation	CV	3,483	6,353	6,353	3,347	3,006
Felony	DF	130	727	751	184	567
Misdemeanor	DM	288	1,044	1,046	346	700
Foster Care Review	FC	39	48	48	30	18
Family Abuse - Prot Order	FP	3	8	8	3	5
Initial Foster Care	IF	39	44	44	38	6
Juv Support	JS	1	1	1	0	1
Motion - Prot Order	MP	2	6	6	0	6
Permanency	PH	27	34	34	19	15
Violation Fam Abuse PO	PS	1	2	2	1	1
Petition	PT	512	767	767	490	277
Remand Custody	RC	96	96	96	96	-
Restricted O/L	RL	1	1	1	1	-
Remand Visitation	RV	95	96	96	96	-
Show Cause	SC	17	50	50	21	29
Status	ST	18	46	46	22	24
Traffic	T	250	493	502	266	236
Term Parental Rights	TP	5	12	12	8	4
Voluntary Continuing Services Agreement	VA	2	4	4	3	1
<b>Juvenile Total</b>		<b>5,132</b>	<b>10,167</b>	<b>10,202</b>	<b>5,092</b>	<b>5,110</b>

<b>Stafford Totals</b>		<b>9,515</b>	<b>21,470</b>	<b>21,601</b>	<b>9,574</b>	<b>12,025</b>
------------------------	--	--------------	---------------	---------------	--------------	---------------



**CASELOAD STATISTICS OF THE JUVENILE & DOMESTIC RELATIONS COURTS**

January 2018 thru December 2018

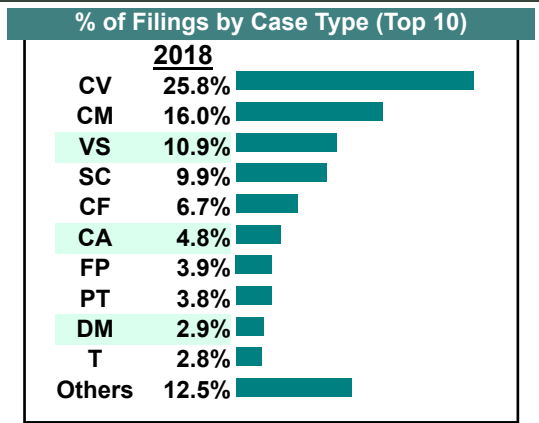
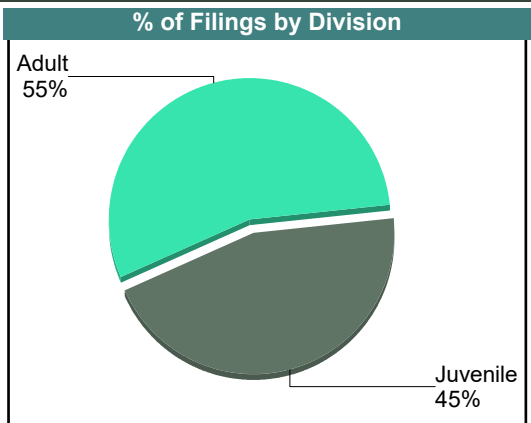
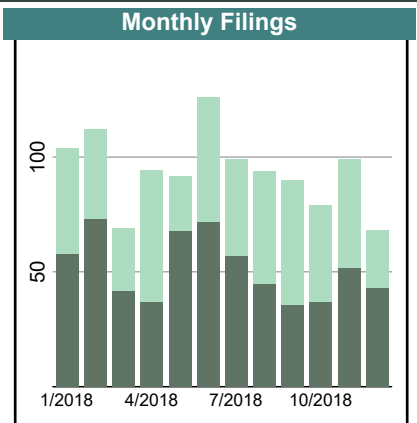
**Westmoreland**

District: 15

		<u>Filings</u>	<u>Hearings</u>	<u>Transactions</u>	<u>Concluded</u>	<u>Cont</u>
<b>Adult</b>						
Non-Family Abuse Prot Order	AP	5	14	14	6	8
Capias	CA	54	101	101	50	51
Felony	CF	75	188	188	66	122
Misdemeanor	CM	180	449	449	155	294
Family Abuse - Prot Order	FP	44	103	103	40	63
Motion - Prot Order	MP	12	17	17	12	5
Other	OT	1	1	1	1	-
Violation of PO	PV	2	2	2	2	-
Remand Support	RS	4	4	4	4	-
Show Cause	SC	109	301	301	112	189
SL/Other	SL	11	26	26	13	13
Civil Support	VS	123	219	219	127	92
<b>Adult Total</b>		<b>620</b>	<b>1,425</b>	<b>1,425</b>	<b>588</b>	<b>837</b>

<b>Juvenile</b>						
Abuse or Neglect	AN	21	72	72	18	53
Non-Family Abuse Prot Order	AP	1	3	3	1	2
Child in Need of Services	CS	18	67	67	18	49
Custody Visitation	CV	291	638	638	314	324
Felony	DF	21	81	81	21	57
Misdemeanor	DM	33	112	112	42	69
Foster Care Review	FC	4	4	4	4	-
Initial Foster Care	IF	3	3	3	3	-
Motion - Prot Order	MP	2	3	3	2	1
Permanency	PH	8	8	8	8	-
Petition	PT	43	65	65	38	27
Remand Custody	RC	4	4	4	4	-
Child at Risk	RI	7	11	11	6	5
Remand Visitation	RV	6	6	6	6	-
Show Cause	SC	2	6	6	1	5
Status	ST	8	43	43	9	34
Traffic	T	31	66	72	32	40
Term Parental Rights	TP	1	1	1	1	-
Truancy	TR	2	8	8	2	6
Voluntary Continuing Services Agreement	VA	0	2	2	1	1
<b>Juvenile Total</b>		<b>506</b>	<b>1,203</b>	<b>1,209</b>	<b>531</b>	<b>673</b>

<b>Westmoreland Totals</b>		<b>1,126</b>	<b>2,628</b>	<b>2,634</b>	<b>1,119</b>	<b>1,510</b>
----------------------------	--	--------------	--------------	--------------	--------------	--------------





**Filings by Court & Division**

		Caroline	Essex	Frederick sburg	Hanover	King George	Lancaster	Northum berland	Richmond County	Spotsylva nia	Stafford	Westmore land	Total	
<b>A</b>	<b>Civil Support</b>	341 8%	103 2%	292 7%	663 15%	196 5%	72 2%	69 2%	43 1%	1,270 29%	1,182 27%	123 3%	<b>4,354</b>	
	<b>Adult Misdemeanor</b>	246 8%	82 3%	294 9%	461 14%	210 6%	66 2%	43 1%	30 1%	605 19%	1,045 32%	180 6%	<b>3,262</b>	
	<b>Show Cause</b>	202 6%	97 3%	209 7%	475 15%	127 4%	69 2%	70 2%	31 1%	922 29%	891 28%	109 3%	<b>3,202</b>	
	<b>Adult Felony</b>	155 9%	67 4%	123 7%	143 8%	155 9%	29 2%	26 1%	21 1%	516 29%	463 26%	75 4%	<b>1,773</b>	
	<b>Capias</b>	84 8%	31 3%	77 7%	158 15%	49 5%	15 1%	16 2%	8 1%	209 20%	361 34%	54 5%	<b>1,062</b>	
	<b>Family Abuse - Prot Order</b>	95 9%	23 2%	87 8%	166 16%	48 5%	28 3%	21 2%	12 1%	259 25%	242 24%	44 4%	<b>1,025</b>	
	<b>Remand Support</b>	2 1%	- 0%	15 6%	38 15%	7 3%	3 1%	5 2%	1 0%	94 37%	84 33%	4 2%	<b>253</b>	
	<b>Motion - Prot Order</b>	28 16%	- 0%	12 7%	58 33%	4 2%	2 1%	5 3%	4 2%	29 17%	21 12%	12 7%	<b>175</b>	
	<b>Violation of PO</b>	3 3%	- 0%	11 12%	36 40%	4 4%	2 2%	2 2%	- 0%	13 14%	17 19%	2 2%	<b>90</b>	
	<b>SL/Other</b>	7 9%	1 1%	4 5%	5 6%	11 14%	3 4%	3 4%	- 0%	10 13%	23 29%	11 14%	<b>78</b>	
	<b>Non-Family Abuse Prot Order</b>	5 7%	- 0%	3 4%	28 37%	17 23%	2 3%	1 1%	1 1%	5 7%	8 11%	5 7%	<b>75</b>	
	<b>Violation Fam Abuse PO</b>	2 7%	- 0%	- 0%	1 3%	- 0%	- 0%	- 0%	- 0%	- 0%	26 90%	- 0%	<b>29</b>	
	<b>Other</b>	- 0%	1 5%	- 0%	9 43%	2 10%	- 0%	- 0%	5 24%	- 0%	3 14%	1 5%	<b>21</b>	
	<b>Protective Order</b>	1 8%	- 0%	1 8%	1 8%	- 0%	- 0%	- 0%	- 0%	- 0%	9 75%	- 0%	<b>12</b>	
	<b>Bond Forfeiture</b>	- 0%	- 0%	1 11%	- 0%	1 11%	- 0%	- 0%	- 0%	- 0%	7 78%	- 0%	<b>9</b>	
	<b>Criminal Support</b>	- 0%	- 0%	- 0%	- 0%	- 0%	- 0%	- 0%	- 0%	4 100%	- 0%	- 0%	<b>4</b>	
	<b>Restricted O/L</b>	- 0%	- 0%	- 0%	- 0%	- 0%	- 0%	- 0%	- 0%	- 0%	1 100%	- 0%	<b>1</b>	
	<b>Total</b>		1,171 8%	405 3%	1,129 7%	2,242 15%	831 5%	291 2%	261 2%	156 1%	3,936 26%	4,383 28%	620 4%	<b>15,425</b>
	<b>J</b>	<b>Custody Visitation</b>	916 8%	194 2%	968 8%	2,006 17%	614 5%	150 1%	178 2%	73 1%	2,961 25%	3,483 29%	291 2%	<b>11,834</b>
		<b>Delinquency</b>	119 7%	57 3%	151 9%	326 19%	127 8%	48 3%	58 3%	10 1%	309 18%	418 25%	54 3%	<b>1,677</b>
<b>Paternity</b>		38 4%	1 0%	191 19%	11 1%	81 8%	7 1%	5 1%	3 0%	108 11%	512 51%	43 4%	<b>1,000</b>	
<b>Traffic</b>		88 9%	59 6%	75 8%	179 18%	54 6%	19 2%	10 1%	36 4%	167 17%	250 26%	31 3%	<b>968</b>	
<b>Remand Visitation</b>		2 1%	- 0%	16 5%	47 15%	13 4%	7 2%	8 3%	- 0%	118 38%	95 30%	6 2%	<b>312</b>	
<b>Remand Custody</b>		2 1%	- 0%	16 5%	47 15%	10 3%	7 2%	8 3%	- 0%	118 38%	96 31%	4 1%	<b>308</b>	

	Caroline	Essex	Frederick sburg	Hanover	King George	Lancaster	Northum berland	Richmond County	Spotsylva nia	Stafford	Westmore land	Total
<b>J Foster Care Review</b>	18	3	27	15	13	6	3	3	166	39	4	<b>297</b>
	6%	1%	9%	5%	4%	2%	1%	1%	56%	13%	1%	
<b>Abuse or Neglect</b>	1	19	38	16	11	1	13	1	100	42	21	<b>263</b>
	0%	7%	14%	6%	4%	0%	5%	0%	38%	16%	8%	
<b>Permanency</b>	8	31	30	10	1	9	2	2	129	27	8	<b>257</b>
	3%	12%	12%	4%	0%	4%	1%	1%	50%	11%	3%	
<b>Show Cause</b>	7	9	22	104	8	8	4	1	53	17	2	<b>235</b>
	3%	4%	9%	44%	3%	3%	2%	0%	23%	7%	1%	
<b>Initial Foster Care</b>	6	1	28	10	5	3	1	2	99	39	3	<b>197</b>
	3%	1%	14%	5%	3%	2%	1%	1%	50%	20%	2%	
<b>Status Offense/Other</b>	9	23	14	46	10	5	5	3	34	18	8	<b>175</b>
	5%	13%	8%	26%	6%	3%	3%	2%	19%	10%	5%	
<b>Child in Need of Services</b>	12	-	9	18	18	14	11	1	18	37	18	<b>156</b>
	8%	0%	6%	12%	12%	9%	7%	1%	12%	24%	12%	
<b>Term Parental Rights</b>	4	2	49	3	-	-	-	-	59	5	1	<b>123</b>
	3%	2%	40%	2%	0%	0%	0%	0%	48%	4%	1%	
<b>Truancy</b>	7	-	-	12	11	4	1	-	20	-	2	<b>57</b>
	12%	0%	0%	21%	19%	7%	2%	0%	35%	0%	4%	
<b>Capias</b>	3	1	6	9	1	-	-	-	4	27	-	<b>51</b>
	6%	2%	12%	18%	2%	0%	0%	0%	8%	53%	0%	
<b>Non-Family Abuse Prot Order</b>	11	-	4	10	2	-	1	-	7	15	1	<b>51</b>
	22%	0%	8%	20%	4%	0%	2%	0%	14%	29%	2%	
<b>Entrustment</b>	-	-	5	-	-	-	-	1	17	-	-	<b>23</b>
	0%	0%	22%	0%	0%	0%	0%	4%	74%	0%	0%	
<b>Motion - Prot Order</b>	-	-	-	3	4	-	-	-	10	2	2	<b>21</b>
	0%	0%	0%	14%	19%	0%	0%	0%	48%	10%	10%	
<b>Voluntary Continuing</b>	3	-	3	4	-	-	-	-	9	2	-	<b>21</b>
	14%	0%	14%	19%	0%	0%	0%	0%	43%	10%	0%	
<b>Family Abuse - Prot Order</b>	8	-	3	-	-	-	1	-	5	3	-	<b>20</b>
	40%	0%	15%	0%	0%	0%	5%	0%	25%	15%	0%	
<b>Child at Risk</b>	2	-	-	2	1	2	-	-	5	-	7	<b>19</b>
	11%	0%	0%	11%	5%	11%	0%	0%	26%	0%	37%	
<b>Custody Relief</b>	-	-	1	3	3	1	-	-	8	2	-	<b>18</b>
	0%	0%	6%	17%	17%	6%	0%	0%	44%	11%	0%	
<b>Restricted O/L</b>	-	-	-	-	-	-	-	-	1	1	-	<b>2</b>
	0%	0%	0%	0%	0%	0%	0%	0%	50%	50%	0%	
<b>Emancipation</b>	-	-	-	-	-	-	-	-	1	-	-	<b>1</b>
	0%	0%	0%	0%	0%	0%	0%	0%	100%	0%	0%	
<b>Juv Support</b>	-	-	-	-	-	-	-	-	-	1	-	<b>1</b>
	0%	0%	0%	0%	0%	0%	0%	0%	0%	100%	0%	
<b>Violation Fam Abuse PO</b>	-	-	-	-	-	-	-	-	-	1	-	<b>1</b>
	0%	0%	0%	0%	0%	0%	0%	0%	0%	100%	0%	
<b>Total</b>	1,264	400	1,656	2,881	987	291	309	136	4,526	5,132	506	<b>18,088</b>
	7%	2%	9%	16%	5%	2%	2%	1%	25%	28%	3%	
<b>Total</b>	2,435	805	2,785	5,123	1,818	582	570	292	8,462	9,515	1,126	<b>33,513</b>
	7%	2%	8%	15%	5%	2%	2%	1%	25%	28%	3%	

**CASELOAD STATISTICS OF THE JUVENILE & DOMESTIC RELATIONS COURTS**


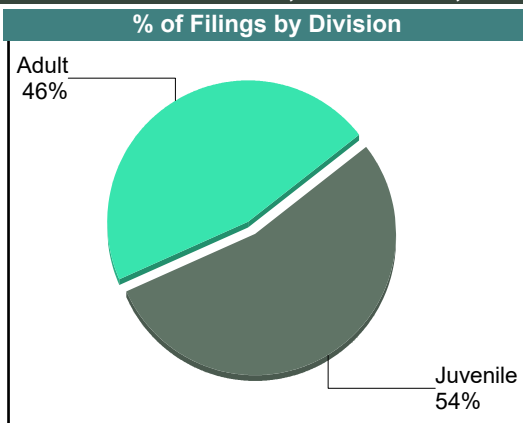
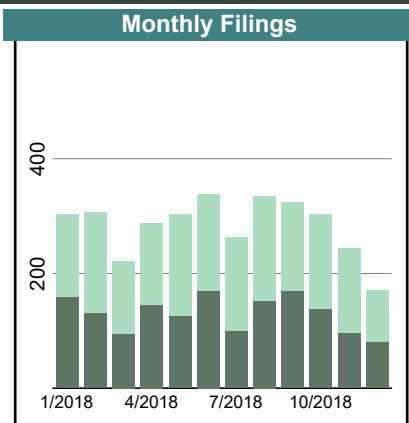
January 2018 thru December 2018

**Albemarle**

District: 16

		<u>Filings</u>	<u>Hearings</u>	<u>Transactions</u>	<u>Concluded</u>	<u>Cont</u>
<b><u>Adult</u></b>						
Non-Family Abuse Prot Order	AP	13	32	32	14	18
Bond Forfeiture	BF	0	1	1	1	-
Capias	CA	70	208	208	79	129
Felony	CF	163	570	570	178	392
Misdemeanor	CM	327	1,048	1,048	346	701
Family Abuse - Prot Order	FP	143	363	363	144	218
Motion - Prot Order	MP	51	72	72	53	19
Other	OT	1	2	2	1	1
Protective Order	PC	3	11	11	4	7
Violation Fam Abuse PO	PS	2	2	2	2	-
Violation of PO	PV	32	32	32	32	-
Remand Support	RS	32	32	32	32	-
Show Cause	SC	317	878	878	331	547
SL/Other	SL	9	13	13	9	4
Civil Support	VS	406	880	880	405	469
<b>Adult Total</b>		<b>1,569</b>	<b>4,144</b>	<b>4,144</b>	<b>1,631</b>	<b>2,505</b>

<b><u>Juvenile</u></b>						
Abuse or Neglect	AN	97	376	376	94	282
Non-Family Abuse Prot Order	AP	7	13	13	7	6
Custody Relief	CR	0	2	2	2	-
Child in Need of Services	CS	18	53	53	17	35
Custody Visitation	CV	1,055	3,350	3,350	1,200	2,145
Felony	DF	28	182	182	32	150
Misdemeanor	DM	166	697	698	191	507
Entrustment	ET	2	2	2	1	1
Foster Care Review	FC	66	69	69	65	4
Initial Foster Care	IF	53	55	55	53	2
Motion - Prot Order	MP	14	23	23	14	9
Protective Order	PC	1	4	4	2	2
Permanency	PH	75	102	102	70	30
Petition	PT	12	49	49	19	30
Remand Custody	RC	7	7	7	7	-
Remand Visitation	RV	4	4	4	4	-
Status	ST	36	93	93	36	56
Traffic	T	117	203	220	105	114
Term Parental Rights	TP	44	89	89	32	53
Truancy	TR	21	73	73	18	55
Voluntary Continuing Services Agreement	VA	10	11	11	10	1
<b>Juvenile Total</b>		<b>1,833</b>	<b>5,457</b>	<b>5,475</b>	<b>1,979</b>	<b>3,482</b>
<b>Albemarle Totals</b>		<b>3,402</b>	<b>9,601</b>	<b>9,619</b>	<b>3,610</b>	<b>5,987</b>



**CASELOAD STATISTICS OF THE JUVENILE & DOMESTIC RELATIONS COURTS**

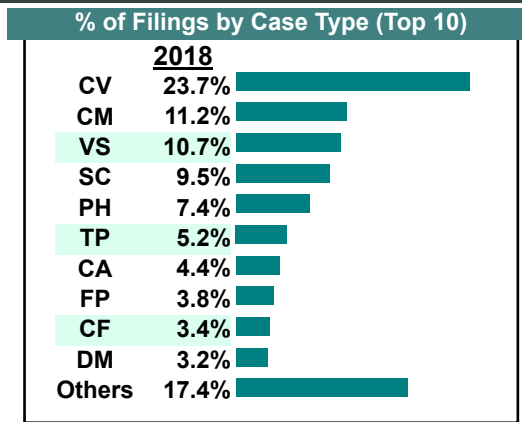
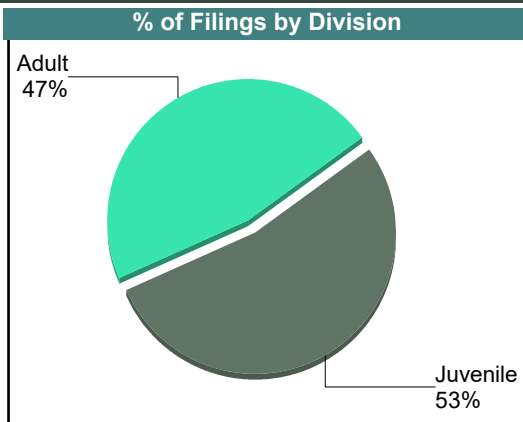
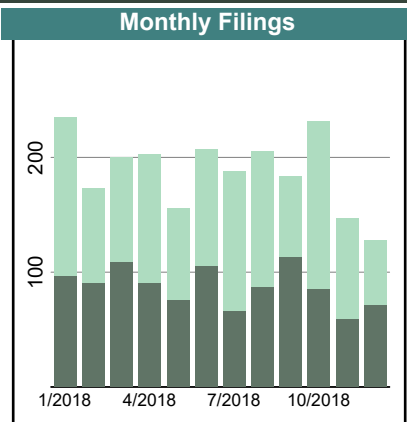
January 2018 thru December 2018

District: 16

		<u>Filings</u>	<u>Hearings</u>	<u>Transactions</u>	<u>Concluded</u>	<u>Cont</u>
<b><u>Adult</u></b>						
Non-Family Abuse Prot Order	AP	2	4	4	1	3
Capias	CA	100	292	292	124	168
Felony	CF	76	248	248	61	187
Misdemeanor	CM	253	836	836	251	585
Family Abuse - Prot Order	FP	86	200	200	80	120
Motion - Prot Order	MP	32	35	35	31	4
Other	OT	2	2	2	2	-
Protective Order	PC	1	3	3	0	3
Violation of PO	PV	20	20	20	20	-
Remand Support	RS	15	15	15	15	-
Show Cause	SC	215	695	695	283	411
SL/Other	SL	13	16	16	12	4
Civil Support	VS	241	568	568	257	310
<b>Adult Total</b>		<b>1,056</b>	<b>2,934</b>	<b>2,934</b>	<b>1,137</b>	<b>1,795</b>

<b><u>Juvenile</u></b>						
Abuse or Neglect	AN	48	130	130	37	93
Non-Family Abuse Prot Order	AP	7	18	18	4	14
Custody Relief	CR	1	2	2	1	1
Child in Need of Services	CS	15	41	41	15	26
Custody Visitation	CV	536	1,612	1,612	565	1,040
Felony	DF	24	164	164	25	139
Misdemeanor	DM	72	358	358	114	244
Entrustment	ET	4	4	4	4	-
Foster Care Review	FC	52	53	53	52	1
Initial Foster Care	IF	32	32	32	32	-
Motion - Prot Order	MP	5	9	9	5	4
Permanency	PH	168	205	205	163	42
Petition	PT	33	76	76	27	49
Remand Custody	RC	9	9	9	9	-
Child at Risk	RI	2	8	8	2	6
Remand Visitation	RV	9	9	9	9	-
Status	ST	19	62	62	20	42
Traffic	T	24	58	59	24	35
Term Parental Rights	TP	117	214	214	113	101
Truancy	TR	17	38	38	16	22
Voluntary Continuing Services Agreement	VA	8	9	9	8	1
<b>Juvenile Total</b>		<b>1,202</b>	<b>3,111</b>	<b>3,112</b>	<b>1,245</b>	<b>1,860</b>

<b>Charlottesville Totals</b>		<b>2,258</b>	<b>6,045</b>	<b>6,046</b>	<b>2,382</b>	<b>3,655</b>
-------------------------------	--	--------------	--------------	--------------	--------------	--------------



# CASELOAD STATISTICS OF THE JUVENILE & DOMESTIC RELATIONS COURTS

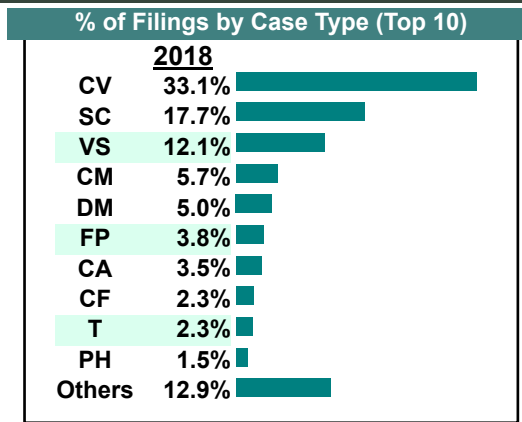
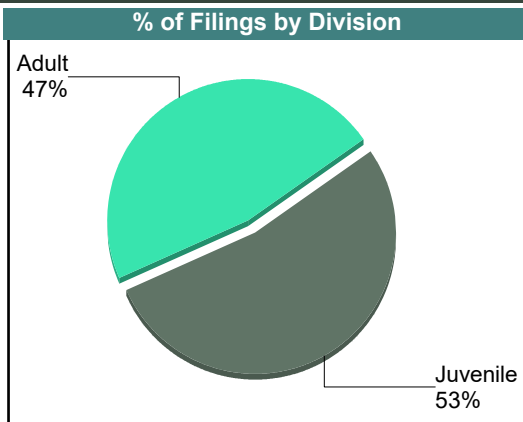
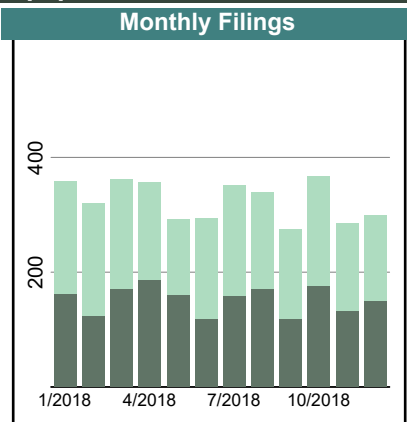
January 2018 thru December 2018

Culpeper District: 16

		<u>Filings</u>	<u>Hearings</u>	<u>Transactions</u>	<u>Concluded</u>	<u>Cont</u>
<b>Adult</b>						
Non-Family Abuse Prot Order	AP	15	26	26	15	11
Bond Forfeiture	BF	1	1	1	1	-
Capias	CA	126	318	318	138	180
Felony	CF	91	296	296	114	182
Misdemeanor	CM	223	770	770	240	530
Family Abuse - Prot Order	FP	146	315	315	153	162
Motion - Prot Order	MP	35	42	42	35	7
Other	OT	6	11	11	7	4
Violation Fam Abuse PO	PS	2	2	2	2	-
Violation of PO	PV	13	13	13	13	-
Remand Support	RS	13	13	13	13	-
Show Cause	SC	683	1,683	1,683	652	1,030
SL/Other	SL	6	7	7	6	1
Civil Support	VS	472	905	905	445	460
<b>Adult Total</b>		<b>1,832</b>	<b>4,402</b>	<b>4,402</b>	<b>1,834</b>	<b>2,567</b>

<b>Juvenile</b>						
Abuse or Neglect	AN	20	67	67	21	46
Non-Family Abuse Prot Order	AP	14	35	35	12	23
Capias	CA	12	24	24	13	11
Custody Relief	CR	1	3	3	0	3
Child in Need of Services	CS	47	144	144	49	95
Custody Visitation	CV	1,290	3,197	3,197	1,308	1,889
Felony	DF	54	359	359	48	311
Misdemeanor	DM	193	775	775	221	554
Emancipation	EP	2	4	4	1	3
Entrustment	ET	13	17	17	13	4
Foster Care Review	FC	19	20	20	19	1
Family Abuse - Prot Order	FP	2	6	6	3	3
Initial Foster Care	IF	8	9	9	8	1
Juv Support	JS	1	2	2	1	1
Motion - Prot Order	MP	6	6	6	6	-
Permanency	PH	59	83	83	61	22
Petition	PT	22	49	49	19	30
Remand Custody	RC	42	42	42	42	-
Child at Risk	RI	42	166	166	45	121
Remand Visitation	RV	42	42	42	42	-
Show Cause	SC	7	26	26	15	11
Status	ST	28	72	72	38	34
Traffic	T	89	105	136	85	51
Term Parental Rights	TP	23	58	58	29	29
Truancy	TR	23	83	83	25	58
Voluntary Continuing Services Agreement	VA	6	6	6	6	-
<b>Juvenile Total</b>		<b>2,065</b>	<b>5,400</b>	<b>5,431</b>	<b>2,130</b>	<b>3,301</b>

<b>Culpeper Totals</b>		<b>3,897</b>	<b>9,802</b>	<b>9,833</b>	<b>3,964</b>	<b>5,868</b>
------------------------	--	--------------	--------------	--------------	--------------	--------------



# CASELOAD STATISTICS OF THE JUVENILE & DOMESTIC RELATIONS COURTS

January 2018 thru December 2018

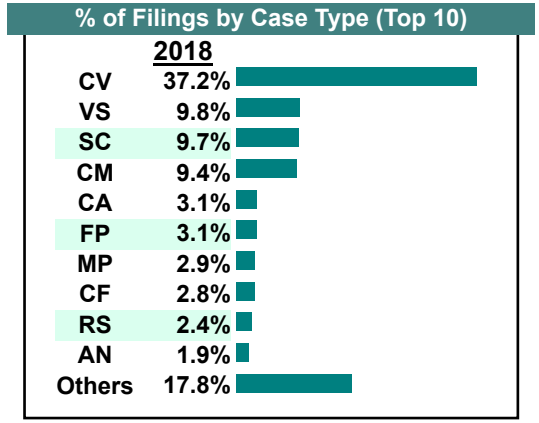
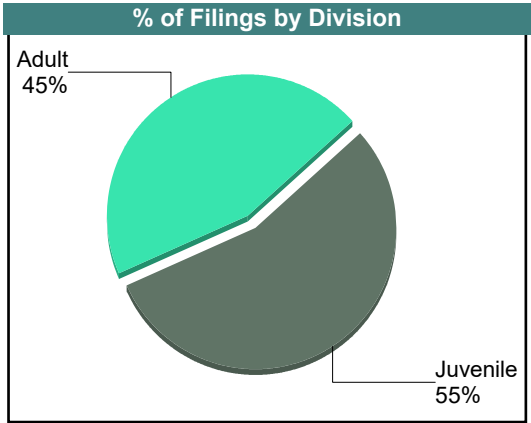
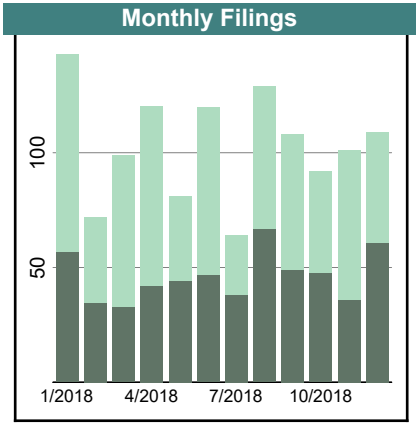
**Fluvanna**

District: 16

		<u>Filings</u>	<u>Hearings</u>	<u>Transactions</u>	<u>Concluded</u>	<u>Cont</u>
<b><u>Adult</u></b>						
Non-Family Abuse Prot Order	AP	5	9	9	4	5
Bond Forfeiture	BF	1	1	1	1	-
Capias	CA	38	105	105	37	68
Felony	CF	35	103	103	26	77
Misdemeanor	CM	116	338	338	93	245
Family Abuse - Prot Order	FP	37	83	83	37	45
Motion - Prot Order	MP	23	31	31	25	6
Other	OT	24	30	30	23	6
Protective Order	PC	4	4	4	1	-
Violation of PO	PV	1	1	1	1	-
Remand Support	RS	30	30	30	30	-
Show Cause	SC	118	421	421	143	275
SL/Other	SL	4	5	5	3	1
Civil Support	VS	121	274	274	119	154
<b>Adult Total</b>		<b>557</b>	<b>1,435</b>	<b>1,435</b>	<b>543</b>	<b>882</b>

<b><u>Juvenile</u></b>						
Abuse or Neglect	AN	24	78	78	26	52
Non-Family Abuse Prot Order	AP	2	6	6	2	4
Custody Relief	CR	3	8	8	3	5
Child in Need of Services	CS	9	40	40	6	33
Custody Visitation	CV	460	1,456	1,456	448	997
Felony	DF	14	71	71	12	59
Misdemeanor	DM	18	80	80	16	64
Entrustment	ET	4	4	4	4	-
Foster Care Review	FC	16	16	16	16	-
Family Abuse - Prot Order	FP	1	2	2	1	1
Initial Foster Care	IF	16	16	16	16	-
Motion - Prot Order	MP	13	23	23	14	9
Permanency	PH	20	22	22	19	3
Petition	PT	5	13	13	5	8
Remand Custody	RC	22	22	22	22	-
Remand Visitation	RV	22	22	22	22	-
Show Cause	SC	2	15	15	3	12
Status	ST	3	29	29	3	25
Traffic	T	18	30	39	20	18
Term Parental Rights	TP	6	14	14	6	8
Truancy	TR	1	3	3	0	3
Voluntary Continuing Services Agreement	VA	2	2	2	1	-
<b>Juvenile Total</b>		<b>681</b>	<b>1,972</b>	<b>1,981</b>	<b>665</b>	<b>1,301</b>

<b>Fluvanna Totals</b>		<b>1,238</b>	<b>3,407</b>	<b>3,416</b>	<b>1,208</b>	<b>2,183</b>
------------------------	--	--------------	--------------	--------------	--------------	--------------



# CASELOAD STATISTICS OF THE JUVENILE & DOMESTIC RELATIONS COURTS

January 2018 thru December 2018

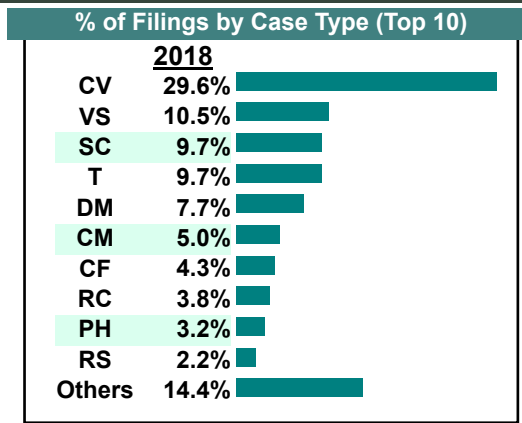
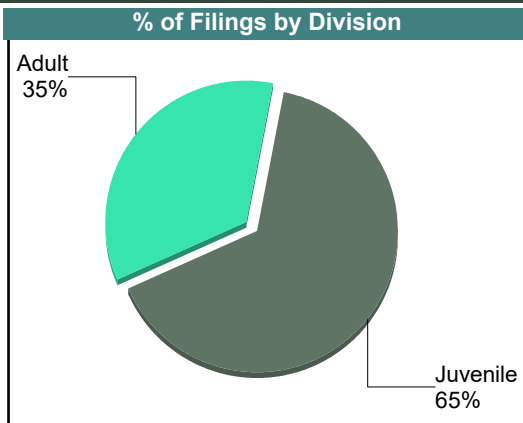
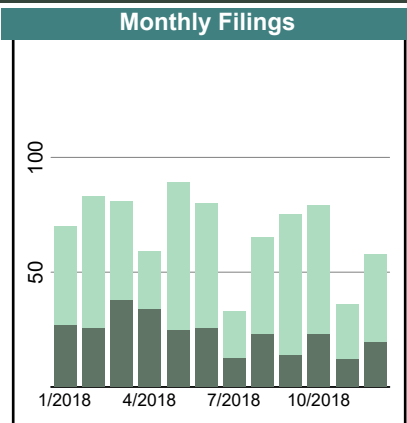
**Goochland**

District: 16

		<u>Filings</u>	<u>Hearings</u>	<u>Transactions</u>	<u>Concluded</u>	<u>Cont</u>
<b>Adult</b>						
Non-Family Abuse Prot Order	AP	3	6	6	3	3
Capias	CA	4	30	30	6	24
Felony	CF	35	107	107	27	80
Misdemeanor	CM	40	132	132	40	91
Family Abuse - Prot Order	FP	12	21	21	13	8
Motion - Prot Order	MP	3	3	3	3	-
Other	OT	2	2	2	2	-
Violation of PO	PV	1	1	1	1	-
Remand Support	RS	18	18	18	18	-
Show Cause	SC	77	208	208	72	136
SL/Other	SL	1	1	1	1	-
Civil Support	VS	85	210	210	80	130
<b>Adult Total</b>		<b>281</b>	<b>739</b>	<b>739</b>	<b>266</b>	<b>472</b>

		<u>Filings</u>	<u>Hearings</u>	<u>Transactions</u>	<u>Concluded</u>	<u>Cont</u>
<b>Juvenile</b>						
Abuse or Neglect	AN	11	32	32	11	21
Capias	CA	1	4	4	2	2
Child in Need of Services	CS	6	13	13	6	7
Custody Visitation	CV	239	928	928	245	681
Felony	DF	10	42	42	8	34
Misdemeanor	DM	62	186	186	76	110
Entrustment	ET	2	2	2	2	-
Foster Care Review	FC	8	8	8	8	-
Initial Foster Care	IF	9	9	9	9	-
Motion - Prot Order	MP	14	19	19	14	5
Permanency	PH	26	27	27	26	-
Petition	PT	10	20	20	10	10
Remand Custody	RC	31	31	31	30	-
Show Cause	SC	1	2	2	0	2
Status	ST	15	29	30	15	15
Traffic	T	78	143	148	78	70
Term Parental Rights	TP	2	6	6	2	4
Truancy	TR	1	4	4	1	3
Voluntary Continuing Services Agreement	VA	1	2	2	1	1
<b>Juvenile Total</b>		<b>527</b>	<b>1,507</b>	<b>1,513</b>	<b>544</b>	<b>965</b>

<b>Goochland Totals</b>		<b>808</b>	<b>2,246</b>	<b>2,252</b>	<b>810</b>	<b>1,437</b>
-------------------------	--	------------	--------------	--------------	------------	--------------



# CASELOAD STATISTICS OF THE JUVENILE & DOMESTIC RELATIONS COURTS

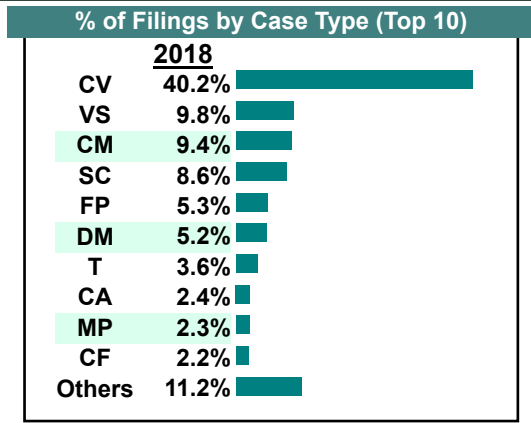
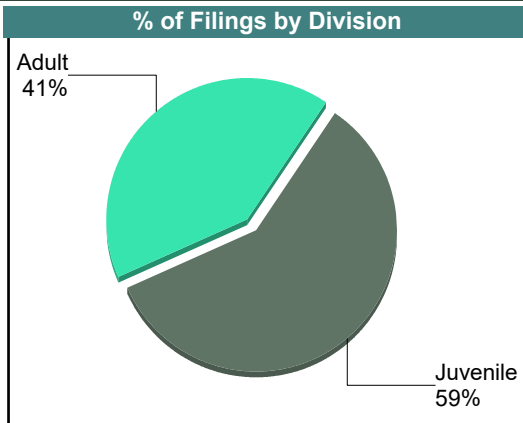
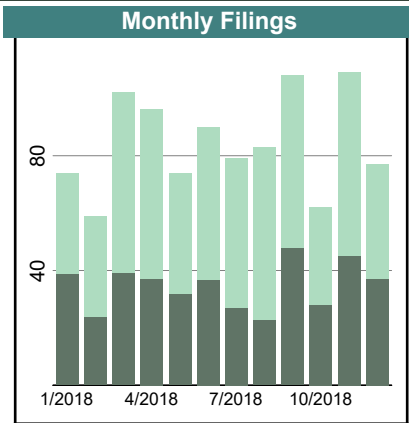
January 2018 thru December 2018

**Greene**  
District: 16

		<u>Filings</u>	<u>Hearings</u>	<u>Transactions</u>	<u>Concluded</u>	<u>Cont</u>
<b>Adult</b>						
Non-Family Abuse Prot Order	AP	3	8	8	3	5
Capias	CA	23	59	59	31	28
Felony	CF	22	82	82	23	59
Misdemeanor	CM	95	294	294	94	200
Family Abuse - Prot Order	FP	51	106	106	45	60
Motion - Prot Order	MP	20	23	23	19	4
Other	OT	2	2	2	2	-
Violation of PO	PV	9	9	9	9	-
Remand Support	RS	5	5	5	5	-
Show Cause	SC	86	232	232	95	137
SL/Other	SL	1	1	1	1	-
Civil Support	VS	99	207	207	103	103
<b>Adult Total</b>		<b>416</b>	<b>1,028</b>	<b>1,028</b>	<b>430</b>	<b>596</b>

<b>Juvenile</b>						
Capias	CA	1	3	3	1	2
Custody Relief	CR	5	9	9	5	4
Child in Need of Services	CS	14	45	45	18	27
Custody Visitation	CV	407	1,268	1,268	455	813
Felony	DF	7	57	57	10	47
Misdemeanor	DM	53	185	185	57	128
Emancipation	EP	1	2	2	1	1
Foster Care Review	FC	10	13	13	10	3
Family Abuse - Prot Order	FP	3	10	10	3	7
Initial Foster Care	IF	5	5	5	5	-
Motion - Prot Order	MP	3	3	3	3	-
Permanency	PH	10	10	10	10	-
Petition	PT	3	4	4	2	2
Remand Custody	RC	12	12	12	12	-
Remand Visitation	RV	11	11	11	11	-
Show Cause	SC	1	3	3	2	1
Status	ST	8	21	21	13	8
Traffic	T	36	50	56	35	21
Term Parental Rights	TP	1	1	1	1	-
Truancy	TR	5	25	25	8	17
Voluntary Continuing Services Agreement	VA	1	1	1	1	-
<b>Juvenile Total</b>		<b>597</b>	<b>1,738</b>	<b>1,744</b>	<b>663</b>	<b>1,081</b>

<b>Greene Totals</b>		<b>1,013</b>	<b>2,766</b>	<b>2,772</b>	<b>1,093</b>	<b>1,677</b>
----------------------	--	--------------	--------------	--------------	--------------	--------------



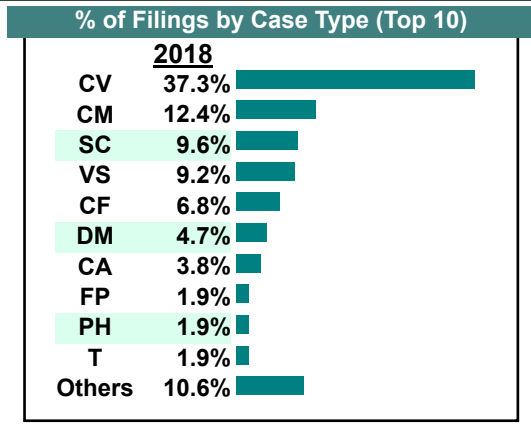
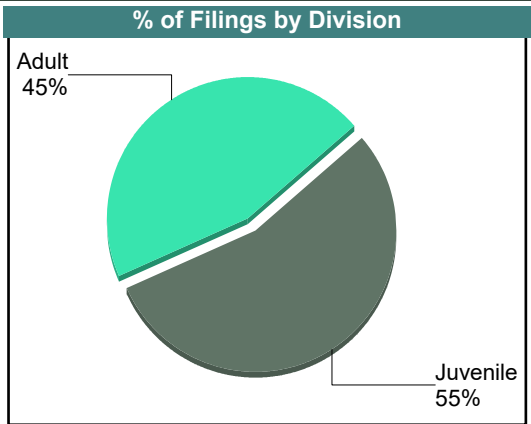
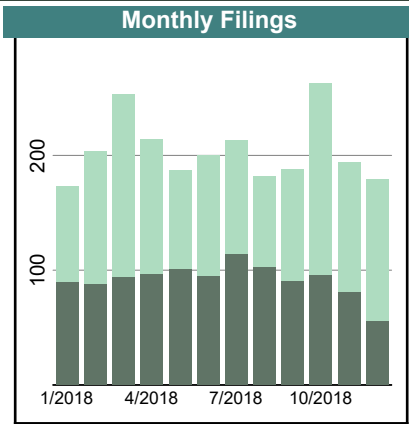


# CASELOAD STATISTICS OF THE JUVENILE & DOMESTIC RELATIONS COURTS

January 2018 thru December 2018

Louisa District: 16

		Filings	Hearings	Transactions	Concluded	Cont
<b>Adult</b>						
Non-Family Abuse Prot Order	AP	1	2	2	2	-
Capias	CA	90	216	216	90	126
Felony	CF	167	369	369	187	182
Misdemeanor	CM	303	721	721	285	436
Family Abuse - Prot Order	FP	46	99	99	43	56
Motion - Prot Order	MP	10	10	10	10	-
Other	OT	1	2	2	1	1
Violation of PO	PV	11	11	11	11	-
Remand Support	RS	13	13	13	13	-
Show Cause	SC	234	774	774	235	539
SL/Other	SL	5	6	6	4	2
Civil Support	VS	225	490	490	196	294
<b>Adult Total</b>		<b>1,106</b>	<b>2,713</b>	<b>2,713</b>	<b>1,077</b>	<b>1,636</b>
<b>Juvenile</b>						
Abuse or Neglect	AN	21	67	67	21	46
Non-Family Abuse Prot Order	AP	3	4	4	2	2
Capias	CA	3	4	4	3	1
Child in Need of Services	CS	13	39	39	19	20
Custody Visitation	CV	913	2,567	2,567	935	1,632
Felony	DF	25	169	169	16	153
Misdemeanor	DM	115	357	357	64	293
Entrustment	ET	6	6	6	6	-
Foster Care Review	FC	33	33	33	33	-
Family Abuse - Prot Order	FP	1	2	2	2	-
Initial Foster Care	IF	17	17	17	17	-
Motion - Prot Order	MP	7	7	7	7	-
Permanency	PH	46	47	47	46	1
Petition	PT	6	20	20	5	15
Remand Custody	RC	18	18	18	18	-
Remand Visitation	RV	17	17	17	17	-
Show Cause	SC	1	7	7	4	3
Status	ST	12	39	39	11	28
Traffic	T	46	72	73	41	32
Term Parental Rights	TP	30	39	39	30	9
Truancy	TR	5	14	14	4	10
Voluntary Continuing Services Agreement	VA	5	7	7	6	1
<b>Juvenile Total</b>		<b>1,343</b>	<b>3,552</b>	<b>3,553</b>	<b>1,307</b>	<b>2,246</b>
<b>Louisa Totals</b>		<b>2,449</b>	<b>6,265</b>	<b>6,266</b>	<b>2,384</b>	<b>3,882</b>



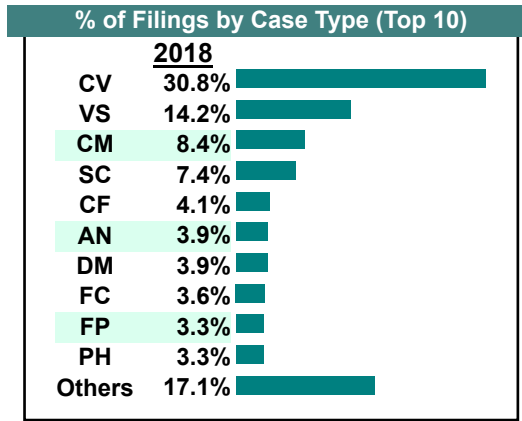
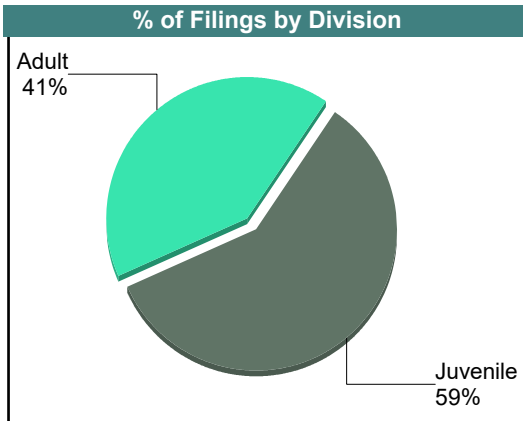
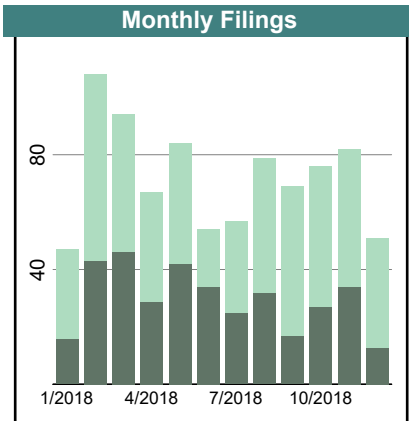
**CASELOAD STATISTICS OF THE JUVENILE & DOMESTIC RELATIONS COURTS**

January 2018 thru December 2018

**Madison**

District: 16

		<u>Filings</u>	<u>Hearings</u>	<u>Transactions</u>	<u>Concluded</u>	<u>Cont</u>
<b><u>Adult</u></b>						
Capias	CA	14	60	60	16	44
Felony	CF	36	106	106	33	73
Misdemeanor	CM	73	240	240	81	159
Family Abuse - Prot Order	FP	28	58	58	29	29
Motion - Prot Order	MP	7	8	8	6	2
Other	OT	6	14	14	9	5
Violation of PO	PV	1	1	1	1	-
Show Cause	SC	64	218	218	69	149
SL/Other	SL	6	8	8	6	2
Civil Support	VS	123	276	276	137	139
<b>Adult Total</b>		<b>358</b>	<b>989</b>	<b>989</b>	<b>387</b>	<b>602</b>
<b><u>Juvenile</u></b>						
Abuse or Neglect	AN	34	129	129	34	95
Non-Family Abuse Prot Order	AP	2	7	7	2	5
Capias	CA	1	3	3	1	2
Child in Need of Services	CS	11	30	30	10	20
Custody Visitation	CV	267	661	661	239	416
Felony	DF	6	20	20	1	19
Misdemeanor	DM	34	133	133	29	102
Entrustment	ET	3	3	3	3	-
Foster Care Review	FC	31	31	31	31	-
Family Abuse - Prot Order	FP	1	1	1	1	-
Initial Foster Care	IF	26	26	26	26	-
Motion - Prot Order	MP	3	6	6	2	4
Permanency	PH	29	34	34	30	4
Petition	PT	10	25	25	10	15
Child at Risk	RI	3	9	9	3	6
Status	ST	14	64	64	12	50
Traffic	T	11	24	27	14	13
Term Parental Rights	TP	12	21	21	14	7
Truancy	TR	6	18	18	8	10
Voluntary Continuing Services Agreement	VA	6	8	8	6	2
<b>Juvenile Total</b>		<b>510</b>	<b>1,253</b>	<b>1,256</b>	<b>476</b>	<b>770</b>
<b>Madison Totals</b>		<b>868</b>	<b>2,242</b>	<b>2,245</b>	<b>863</b>	<b>1,372</b>

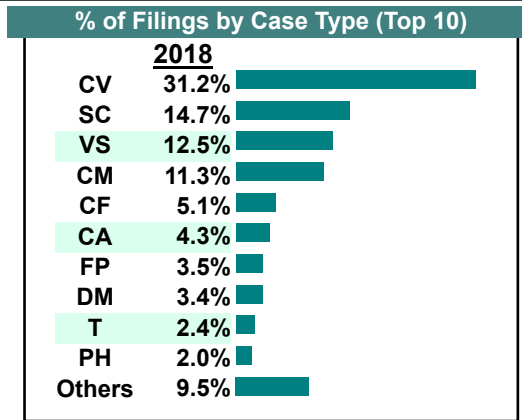
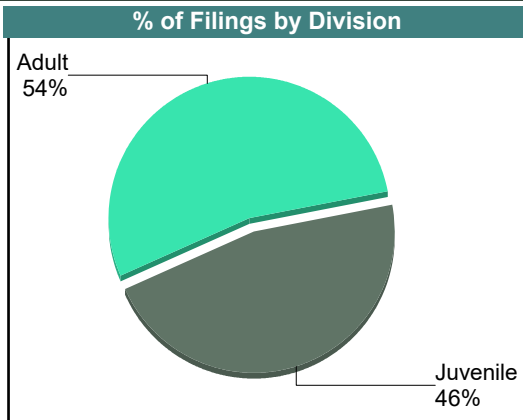
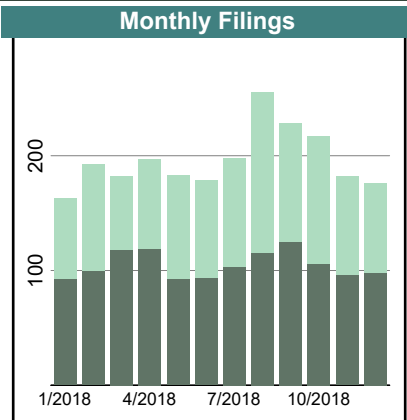


# CASELOAD STATISTICS OF THE JUVENILE & DOMESTIC RELATIONS COURTS

January 2018 thru December 2018

**Orange**  
District: 16

		<u>Filings</u>	<u>Hearings</u>	<u>Transactions</u>	<u>Concluded</u>	<u>Cont</u>
<b><u>Adult</u></b>						
Non-Family Abuse Prot Order	AP	8	17	17	9	8
Bond Forfeiture	BF	3	4	4	3	1
Capias	CA	98	257	257	109	147
Felony	CF	120	230	230	123	107
Misdemeanor	CM	267	596	596	262	332
Family Abuse - Prot Order	FP	81	211	211	80	130
Motion - Prot Order	MP	13	20	20	13	7
Other	OT	3	4	4	3	1
Violation Fam Abuse PO	PS	1	1	1	1	-
Violation of PO	PV	4	4	4	4	-
Remand Support	RS	14	14	14	14	-
Show Cause	SC	346	977	977	355	621
SL/Other	SL	8	9	9	8	1
Civil Support	VS	295	634	634	275	356
<b>Adult Total</b>		<b>1,261</b>	<b>2,978</b>	<b>2,978</b>	<b>1,259</b>	<b>1,711</b>
<b><u>Juvenile</u></b>						
Abuse or Neglect	AN	19	90	90	34	56
Capias	CA	4	6	6	4	2
Child in Need of Services	CS	21	67	67	19	48
Custody Visitation	CV	733	2,018	2,018	705	1,310
Felony	DF	19	187	187	39	148
Misdemeanor	DM	81	324	324	100	224
Foster Care Review	FC	16	19	19	16	3
Family Abuse - Prot Order	FP	1	2	2	1	1
Initial Foster Care	IF	9	11	11	8	3
Motion - Prot Order	MP	8	13	13	8	5
Permanency	PH	48	73	73	46	27
Petition	PT	16	43	43	14	29
Remand Custody	RC	9	12	12	12	-
Remand Visitation	RV	9	12	12	12	-
Status	ST	22	56	56	19	37
Traffic	T	56	117	128	65	63
Term Parental Rights	TP	8	25	25	5	20
Truancy	TR	12	49	49	11	38
Voluntary Continuing Services Agreement	VA	1	2	2	2	-
<b>Juvenile Total</b>		<b>1,092</b>	<b>3,126</b>	<b>3,137</b>	<b>1,120</b>	<b>2,014</b>
<b>Orange Totals</b>		<b>2,353</b>	<b>6,104</b>	<b>6,115</b>	<b>2,379</b>	<b>3,725</b>



Filings by Court & Division

	Albemarle	Charlottes ville	Culpeper	Fluvanna	Goochlan d	Greene	Louisa	Madison	Orange	Total
<b>A</b> Show Cause	317 15%	215 10%	683 32%	118 6%	77 4%	86 4%	234 11%	64 3%	346 16%	2,140
Civil Support	406 20%	241 12%	472 23%	121 6%	85 4%	99 5%	225 11%	123 6%	295 14%	2,067
Adult Misdemeanor	327 19%	253 15%	223 13%	116 7%	40 2%	95 6%	303 18%	73 4%	267 16%	1,697
Adult Felony	163 22%	76 10%	91 12%	35 5%	35 5%	22 3%	167 22%	36 5%	120 16%	745
Family Abuse - Prot Order	143 23%	86 14%	146 23%	37 6%	12 2%	51 8%	46 7%	28 4%	81 13%	630
Capias	70 12%	100 18%	126 22%	38 7%	4 1%	23 4%	90 16%	14 2%	98 17%	563
Motion - Prot Order	51 26%	32 16%	35 18%	23 12%	3 2%	20 10%	10 5%	7 4%	13 7%	194
Remand Support	32 23%	15 11%	13 9%	30 21%	18 13%	5 4%	13 9%	- 0%	14 10%	140
Violation of PO	32 35%	20 22%	13 14%	1 1%	1 1%	9 10%	11 12%	1 1%	4 4%	92
SL/Other	9 17%	13 25%	6 11%	4 8%	1 2%	1 2%	5 9%	6 11%	8 15%	53
Non-Family Abuse Prot Order	13 26%	2 4%	15 30%	5 10%	3 6%	3 6%	1 2%	- 0%	8 16%	50
Other	1 2%	2 4%	6 13%	24 51%	2 4%	2 4%	1 2%	6 13%	3 6%	47
Protective Order	3 38%	1 13%	- 0%	4 50%	- 0%	- 0%	- 0%	- 0%	- 0%	8
Bond Forfeiture	- 0%	- 0%	1 20%	1 20%	- 0%	- 0%	- 0%	- 0%	3 60%	5
Violation Fam Abuse PO	2 40%	- 0%	2 40%	- 0%	- 0%	- 0%	- 0%	- 0%	1 20%	5
<b>Total</b>	1,569 19%	1,056 13%	1,832 22%	557 7%	281 3%	416 5%	1,106 13%	358 4%	1,261 15%	8,436
<b>J</b> Custody Visitation	1,055 18%	536 9%	1,290 22%	460 8%	239 4%	407 7%	913 15%	267 5%	733 12%	5,900
Delinquency	194 20%	96 10%	247 25%	32 3%	72 7%	60 6%	140 14%	40 4%	100 10%	981
Permanency	75 16%	168 35%	59 12%	20 4%	26 5%	10 2%	46 10%	29 6%	48 10%	481
Traffic	117 25%	24 5%	89 19%	18 4%	78 16%	36 8%	46 10%	11 2%	56 12%	475
Abuse or Neglect	97 35%	48 18%	20 7%	24 9%	11 4%	- 0%	21 8%	34 12%	19 7%	274
Foster Care Review	66 26%	52 21%	19 8%	16 6%	8 3%	10 4%	33 13%	31 12%	16 6%	251
Term Parental Rights	44 18%	117 48%	23 9%	6 2%	2 1%	1 0%	30 12%	12 5%	8 3%	243
Initial Foster Care	53 30%	32 18%	8 5%	16 9%	9 5%	5 3%	17 10%	26 15%	9 5%	175

	Albemarle	Charlottes ville	Culpeper	Fluvanna	Goochlan d	Greene	Louisa	Madison	Orange	Total
<b>J</b>										
<b>Status Offense/Other</b>	36 23%	19 12%	28 18%	3 2%	15 10%	8 5%	12 8%	14 9%	22 14%	<b>157</b>
<b>Child in Need of Services</b>	18 12%	15 10%	47 31%	9 6%	6 4%	14 9%	13 8%	11 7%	21 14%	<b>154</b>
<b>Remand Custody</b>	7 5%	9 6%	42 28%	22 15%	31 21%	12 8%	18 12%	- 0%	9 6%	<b>150</b>
<b>Paternity</b>	12 10%	33 28%	22 19%	5 4%	10 9%	3 3%	6 5%	10 9%	16 14%	<b>117</b>
<b>Remand Visitation</b>	4 4%	9 8%	42 37%	22 19%	- 0%	11 10%	17 15%	- 0%	9 8%	<b>114</b>
<b>Truancy</b>	21 23%	17 19%	23 25%	1 1%	1 1%	5 5%	5 5%	6 7%	12 13%	<b>91</b>
<b>Motion - Prot Order</b>	14 19%	5 7%	6 8%	13 18%	14 19%	3 4%	7 10%	3 4%	8 11%	<b>73</b>
<b>Child at Risk</b>	- 0%	2 4%	42 89%	- 0%	- 0%	- 0%	- 0%	3 6%	- 0%	<b>47</b>
<b>Voluntary Continuing</b>	10 25%	8 20%	6 15%	2 5%	1 3%	1 3%	5 13%	6 15%	1 3%	<b>40</b>
<b>Non-Family Abuse Prot Order</b>	7 20%	7 20%	14 40%	2 6%	- 0%	- 0%	3 9%	2 6%	- 0%	<b>35</b>
<b>Entrustment</b>	2 6%	4 12%	13 38%	4 12%	2 6%	- 0%	6 18%	3 9%	- 0%	<b>34</b>
<b>Capias</b>	- 0%	- 0%	12 55%	- 0%	1 5%	1 5%	3 14%	1 5%	4 18%	<b>22</b>
<b>Show Cause</b>	- 0%	- 0%	7 58%	2 17%	1 8%	1 8%	1 8%	- 0%	- 0%	<b>12</b>
<b>Custody Relief</b>	- 0%	1 10%	1 10%	3 30%	- 0%	5 50%	- 0%	- 0%	- 0%	<b>10</b>
<b>Family Abuse - Prot Order</b>	- 0%	- 0%	2 22%	1 11%	- 0%	3 33%	1 11%	1 11%	1 11%	<b>9</b>
<b>Emancipation</b>	- 0%	- 0%	2 67%	- 0%	- 0%	1 33%	- 0%	- 0%	- 0%	<b>3</b>
<b>Juv Support</b>	- 0%	- 0%	1 100%	- 0%	- 0%	- 0%	- 0%	- 0%	- 0%	<b>1</b>
<b>Protective Order</b>	1 100%	- 0%	- 0%	- 0%	- 0%	- 0%	- 0%	- 0%	- 0%	<b>1</b>
<b>Total</b>	1,833	1,202	2,065	681	527	597	1,343	510	1,092	<b>9,850</b>
	19%	12%	21%	7%	5%	6%	14%	5%	11%	
<b>Total</b>	3,402	2,258	3,897	1,238	808	1,013	2,449	868	2,353	18,286
	19%	12%	21%	7%	4%	6%	13%	5%	13%	

# CASELOAD STATISTICS OF THE JUVENILE & DOMESTIC RELATIONS COURTS

January 2018 thru December 2018

Arlington

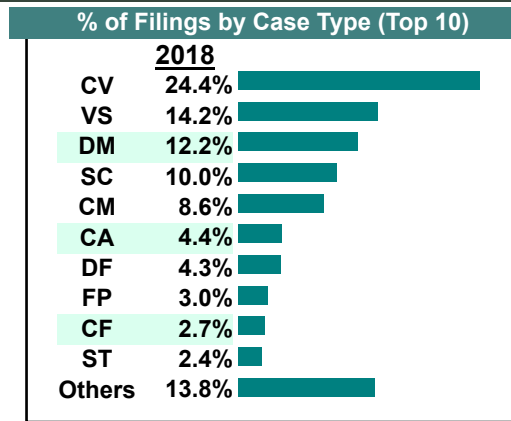
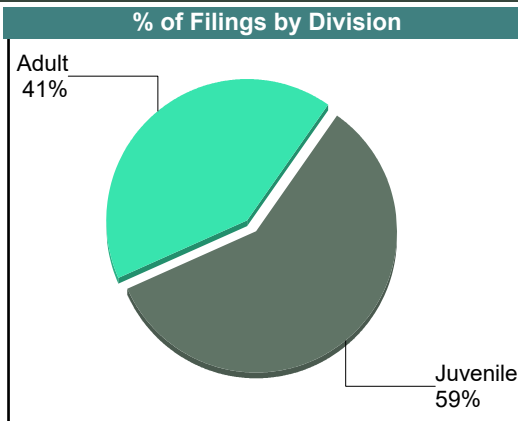
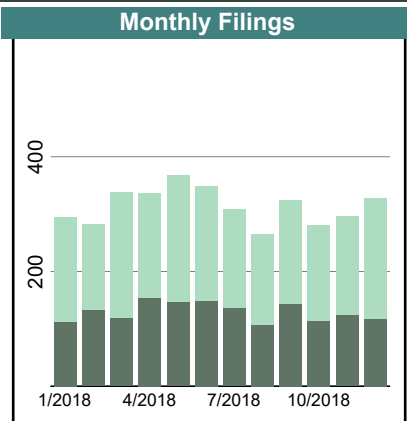
District: 17

		<u>Filings</u>	<u>Hearings</u>	<u>Transactions</u>	<u>Concluded</u>	<u>Cont</u>
<b>Adult</b>						
Non-Family Abuse Prot Order	AP	1	2	2	1	1
Bond Forfeiture	BF	3	8	8	3	5
Capias	CA	137	560	560	234	326
Felony	CF	101	370	370	106	264
Misdemeanor	CM	326	1,118	1,118	363	755
Family Abuse - Prot Order	FP	114	298	298	116	182
Motion - Prot Order	MP	26	29	29	26	3
Other	OT	10	11	11	10	1
Protective Order	PC	1	4	4	1	3
Violation Fam Abuse PO	PS	1	1	1	1	-
Violation of PO	PV	1	2	2	1	1
Restricted O/L	RL	1	1	1	1	-
Remand Support	RS	13	14	14	13	1
Show Cause	SC	286	760	760	335	425
SL/Other	SL	8	10	10	8	2
Civil Support	VS	535	1,052	1,052	537	513
<b>Adult Total</b>		<b>1,564</b>	<b>4,240</b>	<b>4,240</b>	<b>1,756</b>	<b>2,482</b>

## Juvenile

Abuse or Neglect	AN	58	275	275	60	215
Non-Family Abuse Prot Order	AP	4	14	14	5	9
Capias	CA	28	62	62	28	34
Child in Need of Services	CS	24	62	62	18	44
Custody Visitation	CV	922	1,837	1,837	987	847
Felony	DF	163	750	750	174	576
Misdemeanor	DM	459	1,462	1,462	480	981
Foster Care Review	FC	43	49	49	42	7
Initial Foster Care	IF	29	33	33	28	5
Motion - Prot Order	MP	7	10	10	5	5
Permanency	PH	62	88	88	61	27
Petition	PT	54	99	99	49	50
Remand Custody	RC	16	18	18	16	2
Remand Visitation	RV	4	4	4	4	-
Show Cause	SC	90	181	181	71	110
Status	ST	91	162	162	83	78
Traffic	T	82	95	121	84	37
Term Parental Rights	TP	26	52	52	31	21
Truancy	TR	36	100	100	31	69
Voluntary Continuing Services Agreement	VA	11	11	11	11	-
<b>Juvenile Total</b>		<b>2,209</b>	<b>5,364</b>	<b>5,390</b>	<b>2,268</b>	<b>3,117</b>

<b>Arlington Totals</b>		<b>3,773</b>	<b>9,604</b>	<b>9,630</b>	<b>4,024</b>	<b>5,599</b>
-------------------------	--	--------------	--------------	--------------	--------------	--------------



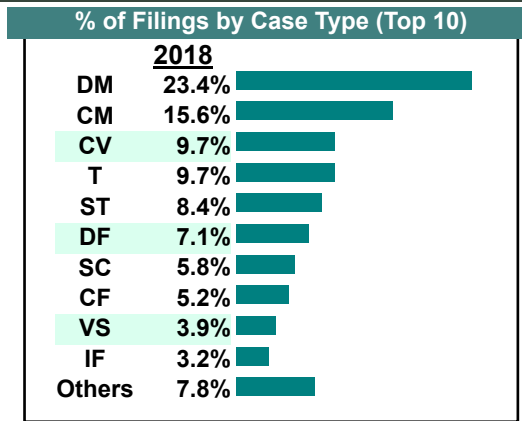
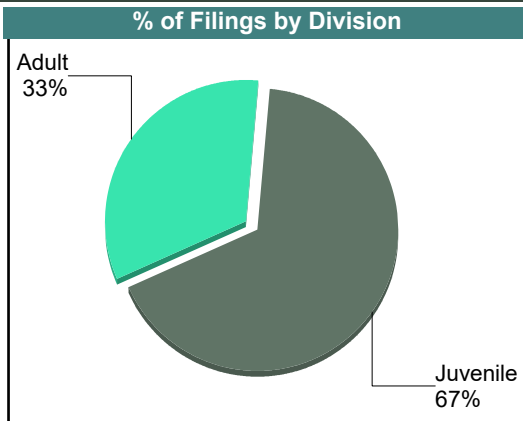
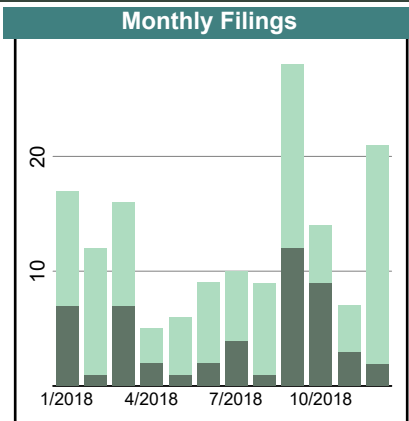
# CASELOAD STATISTICS OF THE JUVENILE & DOMESTIC RELATIONS COURTS

January 2018 thru December 2018

Falls Church

District: 17

		<u>Filings</u>	<u>Hearings</u>	<u>Transactions</u>	<u>Concluded</u>	<u>Cont</u>
<b>Adult</b>						
Capias	CA	1	2	2	2	-
Felony	CF	8	31	31	6	25
Misdemeanor	CM	24	79	79	21	58
Family Abuse - Prot Order	FP	3	10	10	3	7
Show Cause	SC	9	18	18	8	10
Civil Support	VS	6	11	11	7	4
<b>Adult Total</b>		<b>51</b>	<b>151</b>	<b>151</b>	<b>47</b>	<b>104</b>
<b>Juvenile</b>						
Abuse or Neglect	AN	0	4	4	0	4
Child in Need of Services	CS	1	11	11	2	9
Custody Visitation	CV	15	23	23	11	12
Felony	DF	11	31	31	2	28
Misdemeanor	DM	36	105	105	16	89
Foster Care Review	FC	4	8	8	2	5
Initial Foster Care	IF	5	6	6	5	1
Status	ST	13	51	51	6	45
Traffic	T	15	13	20	16	3
Truancy	TR	3	13	13	3	10
<b>Juvenile Total</b>		<b>103</b>	<b>265</b>	<b>272</b>	<b>63</b>	<b>206</b>
<b>Falls Church Totals</b>		<b>154</b>	<b>416</b>	<b>423</b>	<b>110</b>	<b>310</b>



Filings by Court & Division

	<u>Arlington</u>		<u>Falls Church</u>		<u>Total</u>
<b>A</b> Civil Support	535	99%	6	1%	541
Adult Misdemeanor	326	93%	24	7%	350
Show Cause	286	97%	9	3%	295
Capias	137	99%	1	1%	138
Family Abuse - Prot Ord	114	97%	3	3%	117
Adult Felony	101	93%	8	7%	109
Motion - Prot Order	26	100%	-	0%	26
Remand Support	13	100%	-	0%	13
Other	10	100%	-	0%	10
SL/Other	8	100%	-	0%	8
Bond Forfeiture	3	100%	-	0%	3
Non-Family Abuse Prot	1	100%	-	0%	1
Protective Order	1	100%	-	0%	1
Restricted O/L	1	100%	-	0%	1
Violation Fam Abuse PC	1	100%	-	0%	1
Violation of PO	1	100%	-	0%	1
<b>Total</b>	<b>1,564</b>	<b>97%</b>	<b>51</b>	<b>3%</b>	<b>1,615</b>
<b>J</b> Custody Visitation	922	98%	15	2%	937
Delinquency	622	93%	47	7%	669
Status Offense/Other	91	88%	13	13%	104
Traffic	82	85%	15	15%	97
Show Cause	90	100%	-	0%	90
Permanency	62	100%	-	0%	62
Abuse or Neglect	58	100%	-	0%	58
Paternity	54	100%	-	0%	54
Foster Care Review	43	91%	4	9%	47
Truancy	36	92%	3	8%	39
Initial Foster Care	29	85%	5	15%	34
Capias	28	100%	-	0%	28
Term Parental Rights	26	100%	-	0%	26
Child in Need of Service	24	96%	1	4%	25
Remand Custody	16	100%	-	0%	16
Voluntary Continuing Se	11	100%	-	0%	11
Motion - Prot Order	7	100%	-	0%	7
Non-Family Abuse Prot	4	100%	-	0%	4
Remand Visitation	4	100%	-	0%	4
<b>Total</b>	<b>2,209</b>	<b>96%</b>	<b>103</b>	<b>4%</b>	<b>2,312</b>
<b>Total</b>	<b>3,773</b>	<b>96%</b>	<b>154</b>	<b>4%</b>	<b>3,927</b>



# CASELOAD STATISTICS OF THE JUVENILE & DOMESTIC RELATIONS COURTS

January 2018 thru December 2018

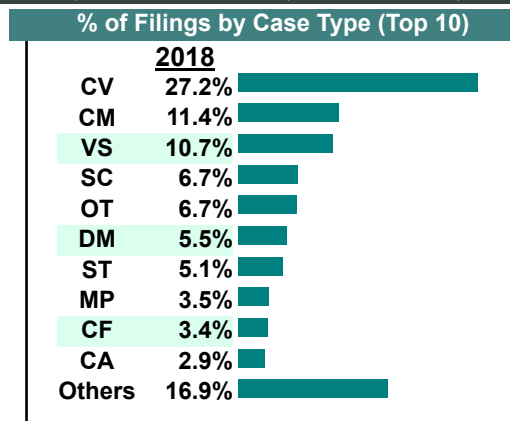
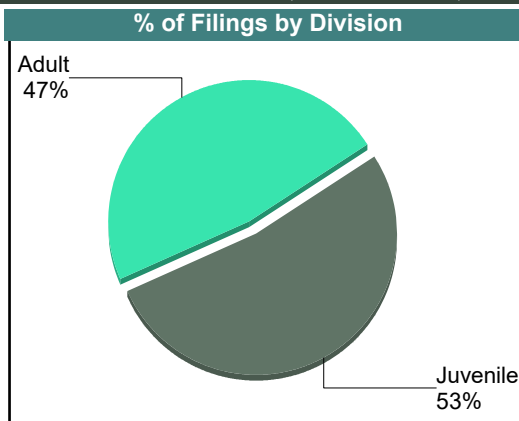
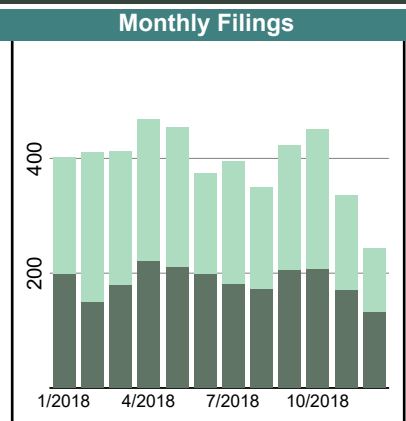
Alexandria

District: 18

		<u>Filings</u>	<u>Hearings</u>	<u>Transactions</u>	<u>Concluded</u>	<u>Cont</u>
<b><u>Adult</u></b>						
Non-Family Abuse Prot Order	AP	3	8	8	4	4
Capias	CA	138	433	433	180	253
Felony	CF	159	494	494	173	321
Misdemeanor	CM	537	1,881	1,881	562	1,319
Family Abuse - Prot Order	FP	135	369	369	134	235
Motion - Prot Order	MP	39	47	47	39	8
Other	OT	314	360	360	313	47
Protective Order	PC	69	74	74	70	4
Violation of PO	PV	8	8	8	8	-
Restricted O/L	RL	1	1	1	1	-
Remand Support	RS	14	15	15	14	1
Show Cause	SC	304	739	739	332	407
SL/Other	SL	10	13	13	10	3
Civil Support	VS	507	972	972	498	473
<b>Adult Total</b>		<b>2,238</b>	<b>5,414</b>	<b>5,414</b>	<b>2,338</b>	<b>3,075</b>

<b><u>Juvenile</u></b>						
Abuse or Neglect	AN	66	258	258	83	175
Non-Family Abuse Prot Order	AP	12	38	38	16	22
Capias	CA	1	1	1	1	-
Custody Relief	CR	2	2	2	2	-
Child in Need of Services	CS	4	8	8	3	5
Custody Visitation	CV	1,283	2,924	2,924	1,273	1,651
Felony	DF	106	395	395	113	282
Misdemeanor	DM	261	914	914	261	653
Entrustment	ET	10	10	10	10	-
Foster Care Review	FC	74	84	84	74	10
Initial Foster Care	IF	40	53	53	42	11
Motion - Prot Order	MP	124	143	143	125	18
Protective Order	PC	1	1	1	1	-
Permanency	PH	50	57	57	49	8
Petition	PT	13	20	20	15	5
Remand Custody	RC	26	28	28	26	2
Remand Visitation	RV	14	14	14	14	-
Show Cause	SC	13	17	17	12	5
Status	ST	241	342	342	241	101
Traffic	T	62	111	111	65	46
Term Parental Rights	TP	41	69	69	44	25
Truancy	TR	34	152	152	40	112
Voluntary Continuing Services Agreement	VA	5	5	5	5	-
<b>Juvenile Total</b>		<b>2,483</b>	<b>5,646</b>	<b>5,646</b>	<b>2,515</b>	<b>3,131</b>

<b>Alexandria Totals</b>		<b>4,721</b>	<b>11,060</b>	<b>11,060</b>	<b>4,853</b>	<b>6,206</b>
--------------------------	--	--------------	---------------	---------------	--------------	--------------



Filings by Court & Division

		<u>Alexandria</u>		
<b>A</b>	Adult Misdemeanor	537	11.4%	
	Civil Support	507	10.7%	
	Other	314	6.7%	
	Show Cause	304	6.4%	
	Adult Felony	159	3.4%	
	Capias	138	2.9%	
	Family Abuse - Prot Order	135	2.9%	
	Protective Order	69	1.5%	
	Motion - Prot Order	39	0.8%	
	Remand Support	14	0.3%	
	SL/Other	10	0.2%	
	Violation of PO	8	0.2%	
	Non-Family Abuse Prot Order	3	0.1%	
	Restricted O/L	1	0.0%	
	<b>Total</b>		2,238	47%
<b>J</b>	Custody Visitation	1,283	27.2%	
	Delinquency	367	7.8%	
	Status Offense/Other	241	5.1%	
	Motion - Prot Order	124	2.6%	
	Foster Care Review	74	1.6%	
	Abuse or Neglect	66	1.4%	
	Traffic	62	1.3%	
	Permanency	50	1.1%	
	Term Parental Rights	41	0.9%	
	Initial Foster Care	40	0.8%	
	Truancy	34	0.7%	
	Remand Custody	26	0.6%	
	Remand Visitation	14	0.3%	
	Paternity	13	0.3%	
	Show Cause	13	0.3%	
	Non-Family Abuse Prot Order	12	0.3%	
	Entrustment	10	0.2%	
	Voluntary Continuing Services Agre	5	0.1%	
	Child in Need of Services	4	0.1%	
	Custody Relief	2	0.0%	
	Capias	1	0.0%	
	Protective Order	1	0.0%	
	<b>Total</b>		2,483	53%
	<b>Total</b>		4,721	100%

# CASELOAD STATISTICS OF THE JUVENILE & DOMESTIC RELATIONS COURTS

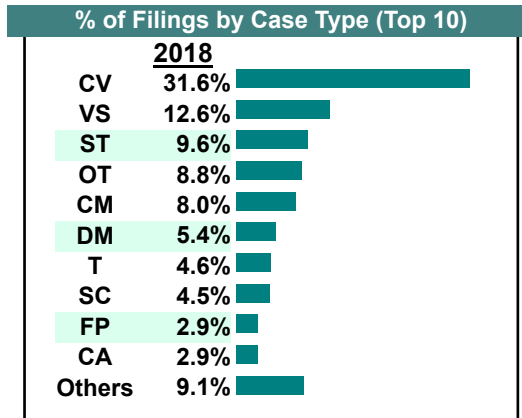
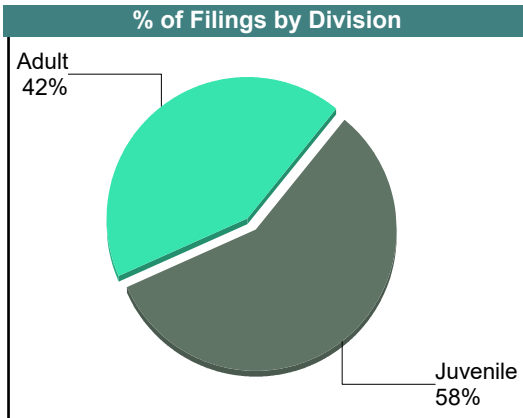
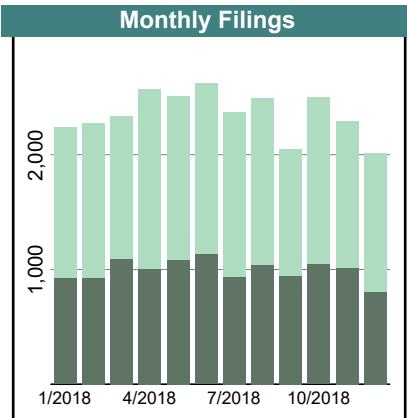
January 2018 thru December 2018

Fairfax District: 19

		Filings	Hearings	Transactions	Concluded	Cont
<b>Adult</b>						
Non-Family Abuse Prot Order	AP	14	32	32	14	18
Bond Forfeiture	BF	3	10	10	4	6
Capias	CA	700	2,172	2,172	869	1,301
Felony	CF	730	2,151	2,161	686	1,474
Misdemeanor	CM	2,264	6,962	6,962	2,319	4,632
Crim Support	CS	2	2	2	2	-
Family Abuse - Prot Order	FP	813	1,958	1,958	816	1,142
Motion - Prot Order	MP	111	137	137	111	26
Other	OT	2,480	2,692	2,692	2,464	227
Protective Order	PC	61	61	61	61	-
Violation Fam Abuse PO	PS	1	1	1	1	-
Violation of PO	PV	26	26	26	26	-
Remand Support	RS	94	103	103	92	9
Show Cause	SC	1,132	2,736	2,736	1,411	1,324
SL/Other	SL	7	8	8	7	1
Civil Support	VS	3,561	6,624	6,624	3,909	2,705
<b>Adult Total</b>		<b>11,999</b>	<b>25,675</b>	<b>25,685</b>	<b>12,792</b>	<b>12,865</b>

<b>Juvenile</b>						
Abuse or Neglect	AN	123	427	427	126	301
Non-Family Abuse Prot Order	AP	5	12	12	3	9
Capias	CA	123	417	417	148	269
Custody Relief	CR	1	1	1	1	-
Child in Need of Services	CS	17	58	58	24	34
Custody Visitation	CV	8,932	15,595	15,595	9,538	6,038
Felony	DF	649	2,561	2,561	643	1,917
Misdemeanor	DM	1,527	4,469	4,470	1,658	2,800
Entrustment	ET	4	12	12	6	6
Foster Care Review	FC	123	153	153	119	34
Family Abuse - Prot Order	FP	11	23	23	11	12
Initial Foster Care	IF	71	80	80	70	10
Motion - Prot Order	MP	6	11	11	6	5
Protective Order	PC	3	5	5	3	2
Permanency	PH	112	166	166	117	49
Violation Fam Abuse PO	PS	5	10	10	4	6
Petition	PT	74	102	102	50	51
Remand Custody	RC	102	116	116	101	14
Child at Risk	RI	3	5	5	3	2
Remand Visitation	RV	102	116	116	101	14
Show Cause	SC	133	235	235	142	92
Status	ST	2,712	3,196	3,196	2,728	465
Traffic	T	1,304	1,882	2,235	1,389	834
Term Parental Rights	TP	72	153	153	76	77
Truancy	TR	40	126	126	34	92
Voluntary Continuing Services Agreement	VA	21	43	43	19	24
<b>Juvenile Total</b>		<b>16,275</b>	<b>29,974</b>	<b>30,328</b>	<b>17,120</b>	<b>13,157</b>

<b>Fairfax Totals</b>		<b>28,274</b>	<b>55,649</b>	<b>56,013</b>	<b>29,912</b>	<b>26,022</b>
-----------------------	--	---------------	---------------	---------------	---------------	---------------



Filings by Court & Division

		<u>Fairfax</u>		
<b>A</b>	Civil Support	3,561	12.6%	
	Other	2,480	8.8%	
	Adult Misdemeanor	2,264	8.0%	
	Show Cause	1,132	4.0%	
	Family Abuse - Prot Order	813	2.9%	
	Adult Felony	730	2.6%	
	Capias	700	2.5%	
	Motion - Prot Order	111	0.4%	
	Remand Support	94	0.3%	
	Protective Order	61	0.2%	
	Violation of PO	26	0.1%	
	Non-Family Abuse Prot Order	14	0.0%	
	SL/Other	7	0.0%	
	Bond Forfeiture	3	0.0%	
	Criminal Support	2	0.0%	
	Violation Fam Abuse PO	1	0.0%	
<b>Total</b>		11,999	42%	
<b>J</b>	Custody Visitation	8,932	31.6%	
	Status Offense/Other	2,712	9.6%	
	Delinquency	2,176	7.7%	
	Traffic	1,304	4.6%	
	Show Cause	133	0.5%	
	Abuse or Neglect	123	0.4%	
	Capias	123	0.4%	
	Foster Care Review	123	0.4%	
	Permanency	112	0.4%	
	Remand Custody	102	0.4%	
	Remand Visitation	102	0.4%	
	Paternity	74	0.3%	
	Term Parental Rights	72	0.3%	
	Initial Foster Care	71	0.3%	
	Truancy	40	0.1%	
	Voluntary Continuing Services Agre	21	0.1%	
	Child in Need of Services	17	0.1%	
	Family Abuse - Prot Order	11	0.0%	
	Motion - Prot Order	6	0.0%	
	Non-Family Abuse Prot Order	5	0.0%	
	Violation Fam Abuse PO	5	0.0%	
	Entrustment	4	0.0%	
	Child at Risk	3	0.0%	
	Protective Order	3	0.0%	
	Custody Relief	1	0.0%	
	<b>Total</b>		16,275	58%
	<b>Total</b>		28,274	100%

# CASELOAD STATISTICS OF THE JUVENILE & DOMESTIC RELATIONS COURTS

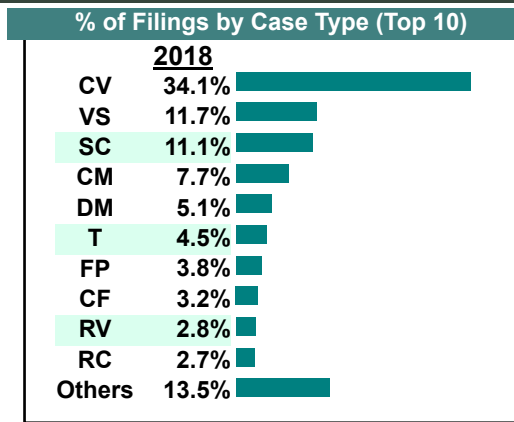
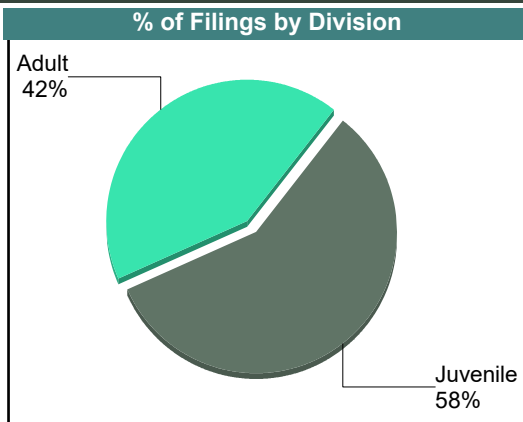
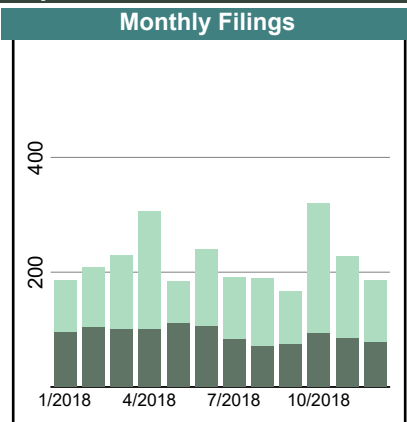
January 2018 thru December 2018

Fauquier District: 20

		Filings	Hearings	Transactions	Concluded	Cont
<b>Adult</b>						
Non-Family Abuse Prot Order	AP	0	1	1	1	-
Capias	CA	53	173	173	69	104
Felony	CF	84	271	271	87	184
Misdemeanor	CM	202	656	656	212	443
Crim Support	CS	1	1	1	1	-
Family Abuse - Prot Order	FP	98	223	223	97	126
Motion - Prot Order	MP	17	26	26	17	9
Other	OT	15	20	20	14	5
Violation of PO	PV	3	3	3	3	-
Remand Support	RS	41	41	41	41	-
Show Cause	SC	285	745	745	312	432
SL/Other	SL	8	11	11	8	3
Civil Support	VS	308	578	578	298	273
<b>Adult Total</b>		<b>1,115</b>	<b>2,749</b>	<b>2,749</b>	<b>1,160</b>	<b>1,579</b>

<b>Juvenile</b>						
Abuse or Neglect	AN	27	88	88	21	67
Non-Family Abuse Prot Order	AP	5	12	12	5	7
Child in Need of Services	CS	5	25	25	3	22
Custody Visitation	CV	898	2,050	2,050	858	1,189
Felony	DF	38	199	199	49	150
Misdemeanor	DM	134	508	508	161	347
Entrustment	ET	14	17	17	14	3
Foster Care Review	FC	35	41	41	32	9
Family Abuse - Prot Order	FP	1	1	1	1	-
Initial Foster Care	IF	19	23	23	18	5
Motion - Prot Order	MP	0	7	7	7	-
Permanency	PH	17	38	38	22	16
Petition	PT	18	32	32	14	18
Remand Custody	RC	70	72	72	71	1
Remand Visitation	RV	74	74	74	74	-
Show Cause	SC	8	16	16	10	6
Status	ST	15	47	47	11	36
Traffic	T	118	165	202	125	77
Term Parental Rights	TP	14	72	72	28	44
Truancy	TR	5	41	41	3	38
Voluntary Continuing Services Agreement	VA	7	10	10	3	7
<b>Juvenile Total</b>		<b>1,522</b>	<b>3,538</b>	<b>3,575</b>	<b>1,530</b>	<b>2,042</b>

<b>Fauquier Totals</b>		<b>2,637</b>	<b>6,287</b>	<b>6,324</b>	<b>2,690</b>	<b>3,621</b>
------------------------	--	--------------	--------------	--------------	--------------	--------------



# CASELOAD STATISTICS OF THE JUVENILE & DOMESTIC RELATIONS COURTS

January 2018 thru December 2018

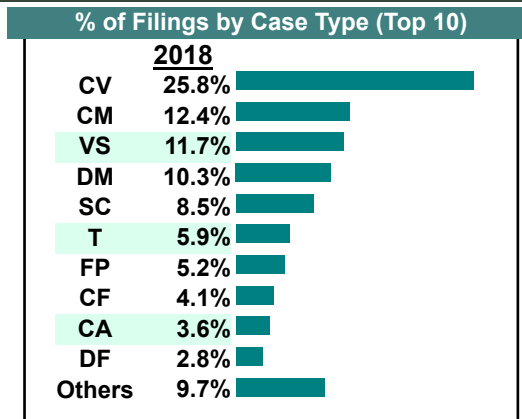
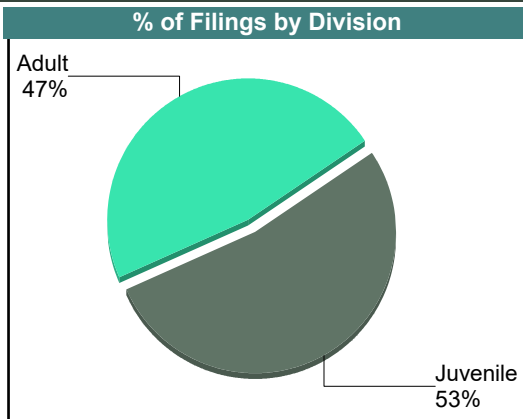
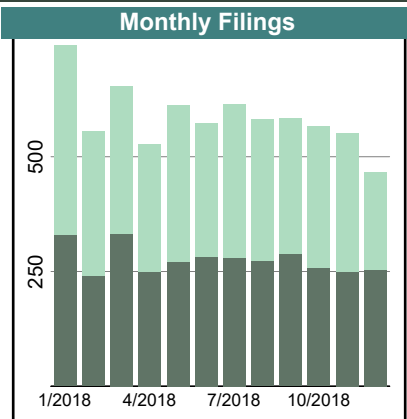
Loudoun

District: 20

		<u>Filings</u>	<u>Hearings</u>	<u>Transactions</u>	<u>Concluded</u>	<u>Cont</u>
<b><u>Adult</u></b>						
Non-Family Abuse Prot Order	AP	7	10	10	6	4
Bond Forfeiture	BF	1	2	2	1	1
Capias	CA	240	540	540	266	274
Felony	CF	287	1,313	1,340	285	1,055
Misdemeanor	CM	869	3,693	3,693	782	2,909
Crim Support	CS	0	1	1	1	-
Family Abuse - Prot Order	FP	368	828	828	367	461
Motion - Prot Order	MP	40	49	49	39	10
Other	OT	2	2	2	2	-
Violation Fam Abuse PO	PS	1	1	1	1	-
Violation of PO	PV	37	37	37	37	-
Remand Support	RS	100	100	100	100	-
Show Cause	SC	534	1,227	1,227	572	655
SL/Other	SL	5	5	5	5	-
Civil Support	VS	822	1,732	1,732	829	903
<b>Adult Total</b>		<b>3,313</b>	<b>9,540</b>	<b>9,567</b>	<b>3,293</b>	<b>6,272</b>

<b><u>Juvenile</u></b>						
Abuse or Neglect	AN	29	113	113	28	85
Non-Family Abuse Prot Order	AP	16	38	38	15	23
Capias	CA	14	41	41	13	28
Custody Relief	CR	1	3	3	1	2
Child in Need of Services	CS	19	62	62	20	42
Custody Visitation	CV	1,814	4,070	4,070	1,802	2,266
Felony	DF	199	1,067	1,068	255	813
Misdemeanor	DM	726	2,510	2,510	731	1,779
Entrustment	ET	5	5	5	5	-
Foster Care Review	FC	37	42	42	37	5
Family Abuse - Prot Order	FP	1	2	2	1	1
Initial Foster Care	IF	25	30	30	25	5
Juv Support	JS	0	2	2	1	1
Motion - Prot Order	MP	1	3	3	1	2
Permanency	PH	49	67	67	53	14
Petition	PT	29	50	50	28	22
Remand Custody	RC	90	90	90	90	-
Remand Visitation	RV	84	84	84	84	-
Show Cause	SC	62	136	136	60	76
Status	ST	45	219	219	50	169
Traffic	T	413	758	795	426	367
Term Parental Rights	TP	33	51	51	31	20
Truancy	TR	21	86	86	18	68
Voluntary Continuing Services Agreement	VA	3	3	3	3	-
<b>Juvenile Total</b>		<b>3,716</b>	<b>9,532</b>	<b>9,570</b>	<b>3,778</b>	<b>5,788</b>

<b>Loudoun Totals</b>		<b>7,029</b>	<b>19,072</b>	<b>19,137</b>	<b>7,071</b>	<b>12,060</b>
-----------------------	--	--------------	---------------	---------------	--------------	---------------




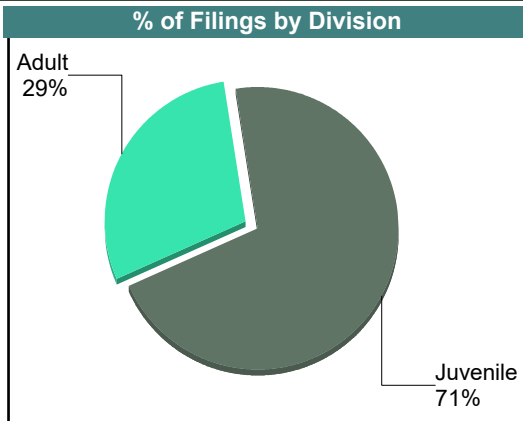
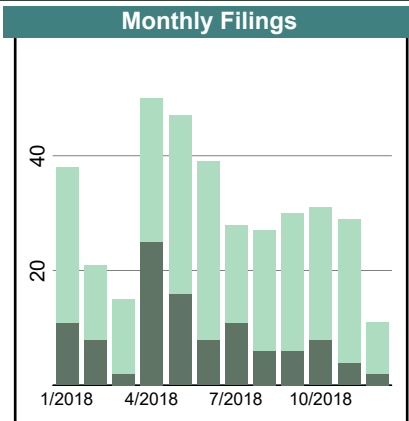
**CASELOAD STATISTICS OF THE JUVENILE & DOMESTIC RELATIONS COURTS**

January 2018 thru December 2018

**Rappahannock**

District: 20

		<u>Filings</u>	<u>Hearings</u>	<u>Transactions</u>	<u>Concluded</u>	<u>Cont</u>
<b>Adult</b>						
Capias	CA	8	21	21	9	12
Felony	CF	13	44	44	17	27
Misdemeanor	CM	26	92	92	36	56
Family Abuse - Prot Order	FP	6	18	18	5	13
Motion - Prot Order	MP	4	4	4	4	-
Remand Support	RS	1	1	1	1	-
Show Cause	SC	19	62	62	22	40
Civil Support	VS	30	52	52	30	22
<b>Adult Total</b>		<b>107</b>	<b>294</b>	<b>294</b>	<b>124</b>	<b>170</b>
<b>Juvenile</b>						
Abuse or Neglect	AN	26	106	106	26	80
Child in Need of Services	CS	3	18	18	6	12
Custody Visitation	CV	64	217	217	86	131
Felony	DF	0	3	3	1	2
Misdemeanor	DM	27	66	66	27	39
Entrustment	ET	8	14	14	8	6
Foster Care Review	FC	15	15	15	15	-
Initial Foster Care	IF	24	30	30	24	6
Motion - Prot Order	MP	8	18	18	8	10
Permanency	PH	21	26	26	22	4
Petition	PT	1	1	1	1	-
Remand Custody	RC	3	3	3	3	-
Remand Visitation	RV	4	4	4	4	-
Show Cause	SC	3	7	7	1	6
Status	ST	4	12	12	4	8
Traffic	T	36	38	54	34	20
Term Parental Rights	TP	6	7	7	6	1
Truancy	TR	0	5	5	3	2
Voluntary Continuing Services Agreement	VA	6	6	6	5	1
<b>Juvenile Total</b>		<b>259</b>	<b>596</b>	<b>612</b>	<b>284</b>	<b>328</b>
<b>Rappahannock Totals</b>		<b>366</b>	<b>890</b>	<b>906</b>	<b>408</b>	<b>498</b>



Filings by Court & Division

	<u>Fauquier</u>		<u>Loudoun</u>		<u>Rappahannock</u>		<u>Total</u>
<b>A</b> Civil Support	308	27%	822	71%	30	3%	1,160
Adult Misdemeanor	202	18%	869	79%	26	2%	1,097
Show Cause	285	34%	534	64%	19	2%	838
Family Abuse - Prot Ord	98	21%	368	78%	6	1%	472
Adult Felony	84	22%	287	75%	13	3%	384
Capias	53	18%	240	80%	8	3%	301
Remand Support	41	29%	100	70%	1	1%	142
Motion - Prot Order	17	28%	40	66%	4	7%	61
Violation of PO	3	8%	37	93%	-	0%	40
Other	15	88%	2	12%	-	0%	17
SL/Other	8	62%	5	38%	-	0%	13
Non-Family Abuse Prot	-	0%	7	100%	-	0%	7
Bond Forfeiture	-	0%	1	100%	-	0%	1
Criminal Support	1	100%	-	0%	-	0%	1
Violation Fam Abuse PC	-	0%	1	100%	-	0%	1
<b>Total</b>	<b>1,115</b>	<b>25%</b>	<b>3,313</b>	<b>73%</b>	<b>107</b>	<b>2%</b>	<b>4,535</b>
<b>J</b> Custody Visitation	898	32%	1,814	65%	64	2%	2,776
Delinquency	172	15%	925	82%	27	2%	1,124
Traffic	118	21%	413	73%	36	6%	567
Remand Custody	70	43%	90	55%	3	2%	163
Remand Visitation	74	46%	84	52%	4	2%	162
Foster Care Review	35	40%	37	43%	15	17%	87
Permanency	17	20%	49	56%	21	24%	87
Abuse or Neglect	27	33%	29	35%	26	32%	82
Show Cause	8	11%	62	85%	3	4%	73
Initial Foster Care	19	28%	25	37%	24	35%	68
Status Offense/Other	15	23%	45	70%	4	6%	64
Term Parental Rights	14	26%	33	62%	6	11%	53
Paternity	18	38%	29	60%	1	2%	48
Child in Need of Service	5	19%	19	70%	3	11%	27
Entrustment	14	52%	5	19%	8	30%	27
Truancy	5	19%	21	81%	-	0%	26
Non-Family Abuse Prot	5	24%	16	76%	-	0%	21
Voluntary Continuing Se	7	44%	3	19%	6	38%	16
Capias	-	0%	14	100%	-	0%	14
Motion - Prot Order	-	0%	1	11%	8	89%	9
Family Abuse - Prot Ord	1	50%	1	50%	-	0%	2
Custody Relief	-	0%	1	100%	-	0%	1
Juv Support	-	0%	-	0%	-	0%	0
<b>Total</b>	<b>1,522</b>	<b>28%</b>	<b>3,716</b>	<b>68%</b>	<b>259</b>	<b>5%</b>	<b>5,497</b>
<b>Total</b>	<b>2,637</b>	<b>26%</b>	<b>7,029</b>	<b>70%</b>	<b>366</b>	<b>4%</b>	<b>10,032</b>

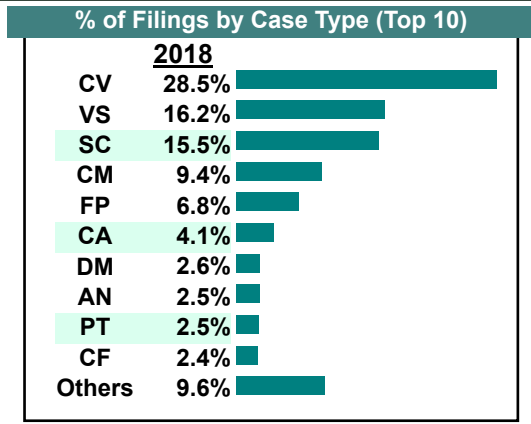
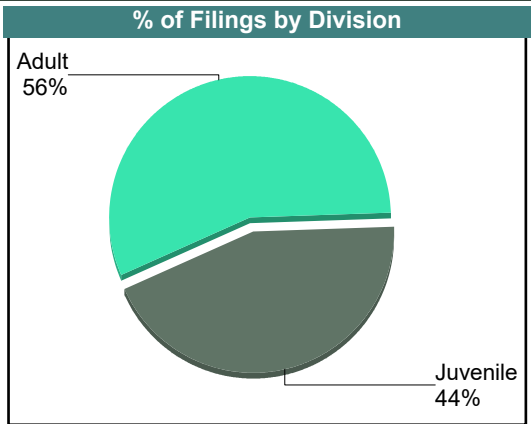
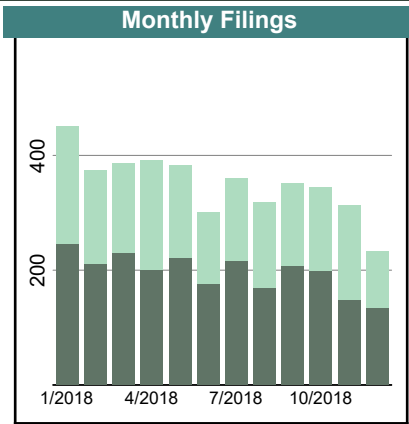


# CASELOAD STATISTICS OF THE JUVENILE & DOMESTIC RELATIONS COURTS

January 2018 thru December 2018

Henry District: 21

		<u>Filings</u>	<u>Hearings</u>	<u>Transactions</u>	<u>Concluded</u>	<u>Cont</u>
<b>Adult</b>						
Non-Family Abuse Prot Order	AP	9	24	24	9	15
Bond Forfeiture	BF	2	2	2	2	-
Capias	CA	169	523	523	198	325
Felony	CF	99	366	366	126	240
Misdemeanor	CM	394	1,182	1,182	396	785
Family Abuse - Prot Order	FP	287	557	557	305	252
Motion - Prot Order	MP	30	38	38	28	9
Protective Order	PC	4	6	6	3	3
Violation Fam Abuse PO	PS	2	2	2	2	-
Violation of PO	PV	3	3	3	3	-
Remand Support	RS	8	8	8	8	-
Show Cause	SC	652	2,179	2,179	705	1,473
SL/Other	SL	22	24	24	22	2
Civil Support	VS	682	1,227	1,227	676	551
<b>Adult Total</b>		<b>2,363</b>	<b>6,141</b>	<b>6,141</b>	<b>2,483</b>	<b>3,655</b>
<b>Juvenile</b>						
Abuse or Neglect	AN	106	334	334	97	237
Non-Family Abuse Prot Order	AP	2	3	3	1	2
Capias	CA	2	2	2	1	1
Custody Relief	CR	10	16	16	9	7
Child in Need of Services	CS	3	7	7	2	5
Custody Visitation	CV	1,198	2,307	2,307	1,199	1,105
Felony	DF	42	153	153	28	125
Misdemeanor	DM	109	354	354	112	240
Foster Care Review	FC	35	35	35	35	-
Initial Foster Care	IF	29	33	33	29	4
Motion - Prot Order	MP	3	3	3	3	-
Permanency	PH	41	42	42	41	1
Petition	PT	104	156	156	114	42
Remand Custody	RC	13	13	13	13	-
Child at Risk	RI	4	9	9	2	7
Remand Visitation	RV	13	13	13	13	-
Status	ST	42	140	140	50	90
Traffic	T	64	136	136	62	73
Term Parental Rights	TP	22	36	36	27	9
Truancy	TR	2	7	7	2	5
<b>Juvenile Total</b>		<b>1,844</b>	<b>3,799</b>	<b>3,799</b>	<b>1,840</b>	<b>1,953</b>
<b>Henry Totals</b>		<b>4,207</b>	<b>9,940</b>	<b>9,940</b>	<b>4,323</b>	<b>5,608</b>



# CASELOAD STATISTICS OF THE JUVENILE & DOMESTIC RELATIONS COURTS

January 2018 thru December 2018

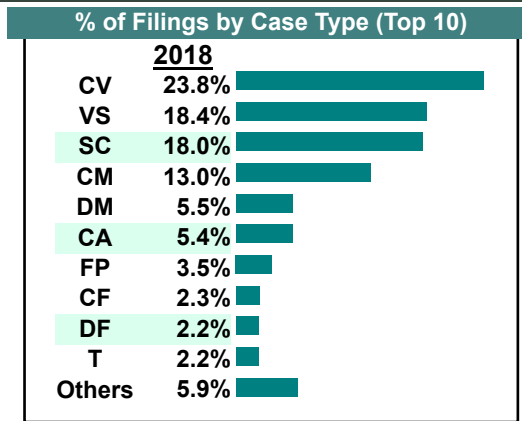
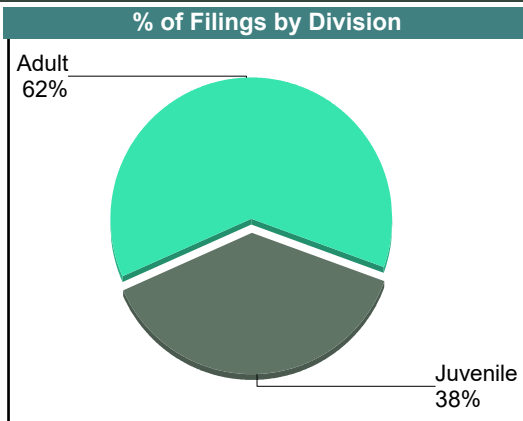
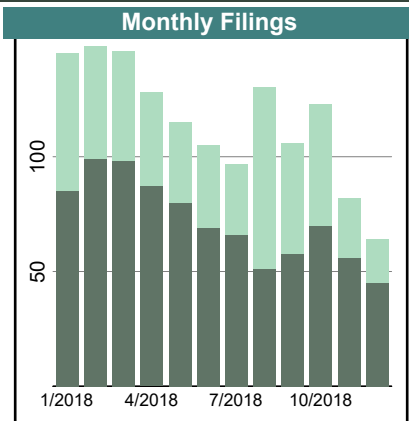
Martinsville

District: 21

		<u>Filings</u>	<u>Hearings</u>	<u>Transactions</u>	<u>Concluded</u>	<u>Cont</u>
<b>Adult</b>						
Bond Forfeiture	BF	1	2	2	1	1
Capias	CA	75	187	187	79	108
Felony	CF	32	107	107	32	75
Misdemeanor	CM	180	519	519	198	321
Family Abuse - Prot Order	FP	48	91	91	48	43
Motion - Prot Order	MP	11	11	11	11	-
Protective Order	PC	2	2	2	2	-
Remand Support	RS	2	2	2	2	-
Show Cause	SC	249	793	793	287	506
SL/Other	SL	9	9	9	9	-
Civil Support	VS	255	412	412	260	152
<b>Adult Total</b>		<b>864</b>	<b>2,135</b>	<b>2,135</b>	<b>929</b>	<b>1,206</b>

<b>Juvenile</b>						
Abuse or Neglect	AN	13	38	38	7	31
Non-Family Abuse Prot Order	AP	2	2	2	2	-
Custody Visitation	CV	331	576	576	332	244
Felony	DF	30	134	134	24	110
Misdemeanor	DM	76	237	237	51	186
Entrustment	ET	1	1	1	1	-
Foster Care Review	FC	2	3	3	3	-
Initial Foster Care	IF	3	3	3	3	-
Motion - Prot Order	MP	1	1	1	1	-
Permanency	PH	6	6	6	6	-
Petition	PT	5	9	9	6	3
Remand Custody	RC	1	1	1	1	-
Child at Risk	RI	0	1	1	1	-
Remand Visitation	RV	1	1	1	1	-
Show Cause	SC	1	1	1	1	-
Status	ST	3	10	10	3	7
Traffic	T	30	81	81	31	50
Term Parental Rights	TP	3	3	3	3	-
Truancy	TR	16	43	43	15	28
<b>Juvenile Total</b>		<b>525</b>	<b>1,151</b>	<b>1,151</b>	<b>492</b>	<b>659</b>

<b>Martinsville Totals</b>		<b>1,389</b>	<b>3,286</b>	<b>3,286</b>	<b>1,421</b>	<b>1,865</b>
----------------------------	--	--------------	--------------	--------------	--------------	--------------



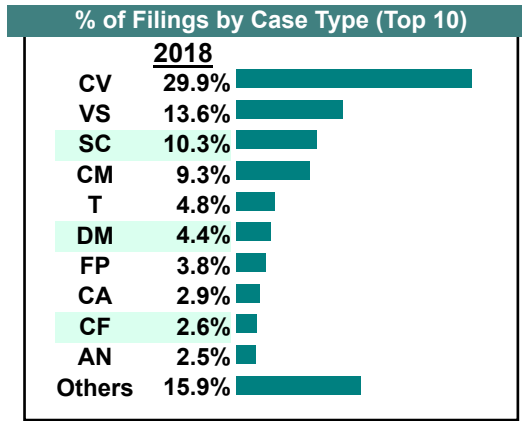
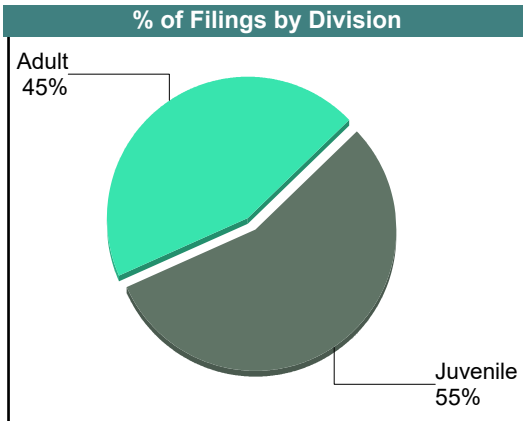
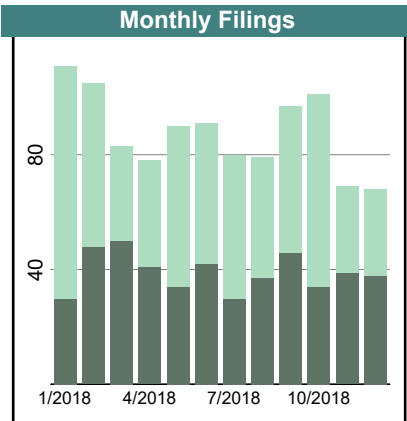
**CASELOAD STATISTICS OF THE JUVENILE & DOMESTIC RELATIONS COURTS**

January 2018 thru December 2018

**Patrick**

District: 21

		<u>Filings</u>	<u>Hearings</u>	<u>Transactions</u>	<u>Concluded</u>	<u>Cont</u>
<b><u>Adult</u></b>						
Non-Family Abuse Prot Order	AP	2	2	2	1	1
Capias	CA	31	88	88	33	55
Felony	CF	27	89	90	27	63
Misdemeanor	CM	98	259	259	85	174
Family Abuse - Prot Order	FP	39	79	79	41	38
Motion - Prot Order	MP	11	12	12	11	1
Other	OT	2	2	2	1	1
Remand Support	RS	6	6	6	6	-
Show Cause	SC	108	305	305	114	191
SL/Other	SL	2	2	2	2	-
Civil Support	VS	143	256	256	154	102
<b>Adult Total</b>		<b>469</b>	<b>1,100</b>	<b>1,101</b>	<b>475</b>	<b>626</b>
<b><u>Juvenile</u></b>						
Abuse or Neglect	AN	26	78	78	28	50
Non-Family Abuse Prot Order	AP	1	2	2	1	1
Custody Relief	CR	4	6	6	4	2
Child in Need of Services	CS	0	2	2	1	1
Custody Visitation	CV	315	624	624	330	294
Felony	DF	14	106	106	25	81
Misdemeanor	DM	46	158	159	41	118
Emancipation	EP	2	2	2	2	-
Foster Care Review	FC	19	19	19	18	1
Family Abuse - Prot Order	FP	1	1	1	1	-
Initial Foster Care	IF	11	11	11	11	-
Motion - Prot Order	MP	5	8	8	7	1
Permanency	PH	12	12	12	12	-
Petition	PT	26	31	31	21	10
Remand Custody	RC	20	20	20	20	-
Remand Visitation	RV	21	21	21	21	-
Status	ST	9	23	23	11	12
Traffic	T	51	99	105	55	50
Truancy	TR	0	2	2	1	1
<b>Juvenile Total</b>		<b>583</b>	<b>1,225</b>	<b>1,232</b>	<b>610</b>	<b>622</b>
<b>Patrick Totals</b>		<b>1,052</b>	<b>2,325</b>	<b>2,333</b>	<b>1,085</b>	<b>1,248</b>



Filings by Court & Division

	<u>Henry</u>		<u>Martinsville</u>		<u>Patrick</u>		<u>Total</u>
<b>A</b> Civil Support	682	63%	255	24%	143	13%	<b>1,080</b>
Show Cause	652	65%	249	25%	108	11%	<b>1,009</b>
Adult Misdemeanor	394	59%	180	27%	98	15%	<b>672</b>
Family Abuse - Prot Ord	287	77%	48	13%	39	10%	<b>374</b>
Capias	169	61%	75	27%	31	11%	<b>275</b>
Adult Felony	99	63%	32	20%	27	17%	<b>158</b>
Motion - Prot Order	30	58%	11	21%	11	21%	<b>52</b>
SL/Other	22	67%	9	27%	2	6%	<b>33</b>
Remand Support	8	50%	2	13%	6	38%	<b>16</b>
Non-Family Abuse Prot	9	82%	-	0%	2	18%	<b>11</b>
Protective Order	4	67%	2	33%	-	0%	<b>6</b>
Bond Forfeiture	2	67%	1	33%	-	0%	<b>3</b>
Violation of PO	3	100%	-	0%	-	0%	<b>3</b>
Other	-	0%	-	0%	2	100%	<b>2</b>
Violation Fam Abuse PC	2	100%	-	0%	-	0%	<b>2</b>
<b>Total</b>	<b>2,363</b>	<b>64%</b>	<b>864</b>	<b>23%</b>	<b>469</b>	<b>13%</b>	<b>3,696</b>
<b>J</b> Custody Visitation	1,198	65%	331	18%	315	17%	<b>1,844</b>
Delinquency	151	48%	106	33%	60	19%	<b>317</b>
Abuse or Neglect	106	73%	13	9%	26	18%	<b>145</b>
Traffic	64	44%	30	21%	51	35%	<b>145</b>
Paternity	104	77%	5	4%	26	19%	<b>135</b>
Permanency	41	69%	6	10%	12	20%	<b>59</b>
Foster Care Review	35	63%	2	4%	19	34%	<b>56</b>
Status Offense/Other	42	78%	3	6%	9	17%	<b>54</b>
Initial Foster Care	29	67%	3	7%	11	26%	<b>43</b>
Remand Visitation	13	37%	1	3%	21	60%	<b>35</b>
Remand Custody	13	38%	1	3%	20	59%	<b>34</b>
Term Parental Rights	22	88%	3	12%	-	0%	<b>25</b>
Truancy	2	11%	16	89%	-	0%	<b>18</b>
Custody Relief	10	71%	-	0%	4	29%	<b>14</b>
Motion - Prot Order	3	33%	1	11%	5	56%	<b>9</b>
Non-Family Abuse Prot	2	40%	2	40%	1	20%	<b>5</b>
Child at Risk	4	100%	-	0%	-	0%	<b>4</b>
Child in Need of Service	3	100%	-	0%	-	0%	<b>3</b>
Capias	2	100%	-	0%	-	0%	<b>2</b>
Emancipation	-	0%	-	0%	2	100%	<b>2</b>
Entrustment	-	0%	1	100%	-	0%	<b>1</b>
Family Abuse - Prot Ord	-	0%	-	0%	1	100%	<b>1</b>
Show Cause	-	0%	1	100%	-	0%	<b>1</b>
<b>Total</b>	<b>1,844</b>	<b>62%</b>	<b>525</b>	<b>18%</b>	<b>583</b>	<b>20%</b>	<b>2,952</b>
<b>Total</b>	<b>4,207</b>	<b>63%</b>	<b>1,389</b>	<b>21%</b>	<b>1,052</b>	<b>16%</b>	<b>6,648</b>

# CASELOAD STATISTICS OF THE JUVENILE & DOMESTIC RELATIONS COURTS

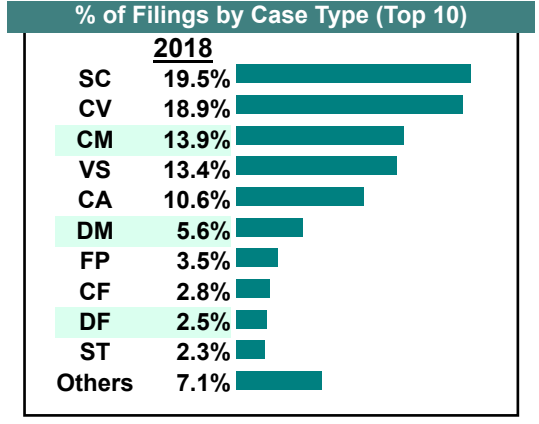
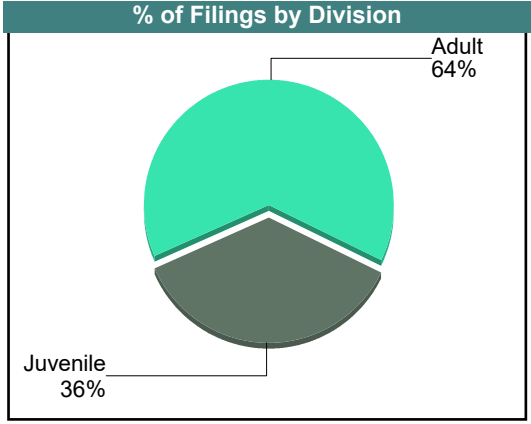
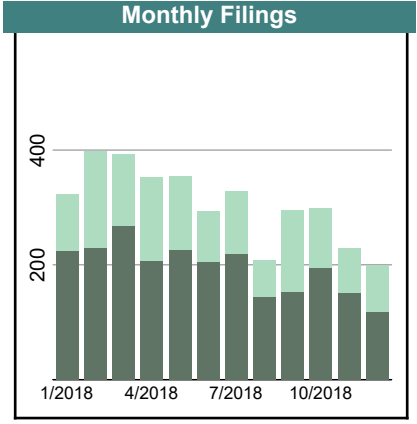
January 2018 thru December 2018

Danville  
District: 22

		<u>Filings</u>	<u>Hearings</u>	<u>Transactions</u>	<u>Concluded</u>	<u>Cont</u>
<b>Adult</b>						
Non-Family Abuse Prot Order	AP	4	8	8	4	4
Bond Forfeiture	BF	1	1	1	1	-
Capias	CA	390	1,201	1,201	433	767
Felony	CF	101	332	332	104	228
Misdemeanor	CM	511	1,752	1,752	529	1,222
Family Abuse - Prot Order	FP	125	254	254	119	135
Motion - Prot Order	MP	2	2	2	2	-
Protective Order	PC	1	1	1	1	-
Violation of PO	PV	2	2	2	2	-
Show Cause	SC	716	2,027	2,027	835	1,185
Civil Support	VS	491	1,091	1,091	507	583
<b>Adult Total</b>		<b>2,344</b>	<b>6,671</b>	<b>6,671</b>	<b>2,537</b>	<b>4,124</b>

		<u>Filings</u>	<u>Hearings</u>	<u>Transactions</u>	<u>Concluded</u>	<u>Cont</u>
<b>Juvenile</b>						
Abuse or Neglect	AN	4	10	10	1	9
Custody Relief	CR	3	3	3	2	1
Child in Need of Services	CS	8	13	13	6	7
Custody Visitation	CV	692	1,370	1,370	674	695
Felony	DF	92	405	405	87	318
Misdemeanor	DM	205	839	839	257	582
Entrustment	ET	3	3	3	3	-
Foster Care Review	FC	32	40	40	36	4
Family Abuse - Prot Order	FP	2	5	5	2	3
Initial Foster Care	IF	23	26	26	22	4
Motion - Prot Order	MP	1	3	3	1	2
Permanency	PH	52	58	58	51	7
Petition	PT	23	40	40	14	26
Status	ST	86	298	298	101	197
Traffic	T	35	78	78	37	40
Term Parental Rights	TP	2	23	23	4	19
Truancy	TR	59	189	189	50	139
Voluntary Continuing Services Agreement	VA	5	5	5	5	-
<b>Juvenile Total</b>		<b>1,327</b>	<b>3,408</b>	<b>3,408</b>	<b>1,353</b>	<b>2,053</b>

<b>Danville Totals</b>		<b>3,671</b>	<b>10,079</b>	<b>10,079</b>	<b>3,890</b>	<b>6,177</b>
------------------------	--	--------------	---------------	---------------	--------------	--------------



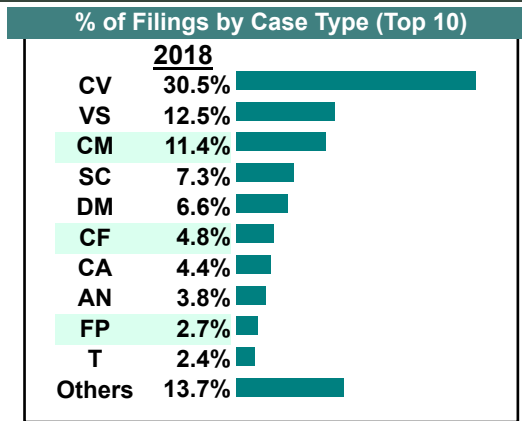
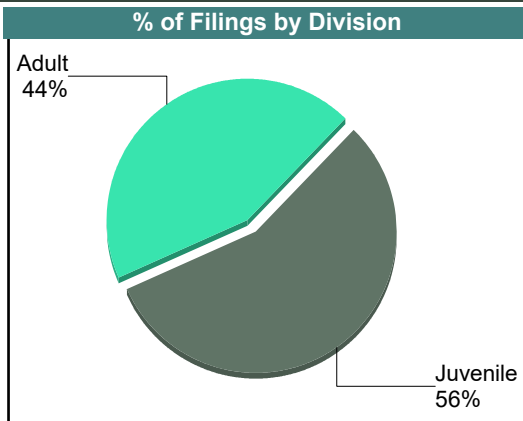
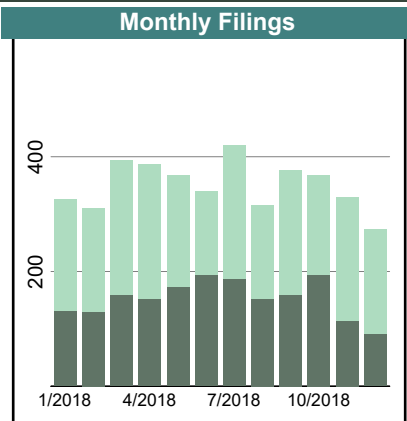
**CASELOAD STATISTICS OF THE JUVENILE & DOMESTIC RELATIONS COURTS**

January 2018 thru December 2018

		<u>Filings</u>	<u>Hearings</u>	<u>Transactions</u>	<u>Concluded</u>	<u>Cont</u>
<b><u>Adult</u></b>						
Non-Family Abuse Prot Order	AP	2	6	6	3	3
Bond Forfeiture	BF	1	2	2	1	1
Capias	CA	183	576	576	216	360
Felony	CF	200	384	386	205	181
Misdemeanor	CM	480	1,455	1,455	489	966
Family Abuse - Prot Order	FP	115	251	251	109	142
Motion - Prot Order	MP	21	25	25	21	4
Other	OT	4	4	4	4	-
Violation of PO	PV	4	4	4	4	-
Remand Support	RS	4	4	4	4	-
Show Cause	SC	304	1,138	1,138	341	797
SL/Other	SL	3	5	5	3	2
Civil Support	VS	525	936	936	521	415
<b>Adult Total</b>		<b>1,846</b>	<b>4,790</b>	<b>4,792</b>	<b>1,921</b>	<b>2,871</b>

<b><u>Juvenile</u></b>						
Abuse or Neglect	AN	160	764	764	206	558
Non-Family Abuse Prot Order	AP	2	5	5	1	4
Capias	CA	3	16	16	4	12
Custody Relief	CR	6	9	9	7	2
Child in Need of Services	CS	66	369	369	46	323
Custody Visitation	CV	1,285	2,573	2,573	1,244	1,329
Felony	DF	28	169	169	26	143
Misdemeanor	DM	278	1,220	1,226	283	943
Emancipation	EP	1	1	1	1	-
Entrustment	ET	30	33	33	28	5
Foster Care Review	FC	56	63	63	56	7
Initial Foster Care	IF	50	61	61	51	10
Motion - Prot Order	MP	24	35	35	18	17
Permanency	PH	67	95	95	65	30
Petition	PT	15	25	25	11	14
Remand Custody	RC	5	6	6	5	1
Remand Visitation	RV	5	6	6	5	1
Show Cause	SC	2	4	4	2	2
Status	ST	69	248	248	65	183
Traffic	T	100	198	204	109	95
Term Parental Rights	TP	58	119	119	52	67
Truancy	TR	49	252	252	41	211
Voluntary Continuing Services Agreement	VA	5	5	5	5	-
<b>Juvenile Total</b>		<b>2,364</b>	<b>6,276</b>	<b>6,288</b>	<b>2,331</b>	<b>3,957</b>

<b>Franklin County Totals</b>		<b>4,210</b>	<b>11,066</b>	<b>11,080</b>	<b>4,252</b>	<b>6,828</b>
-------------------------------	--	--------------	---------------	---------------	--------------	--------------



# CASELOAD STATISTICS OF THE JUVENILE & DOMESTIC RELATIONS COURTS

January 2018 thru December 2018

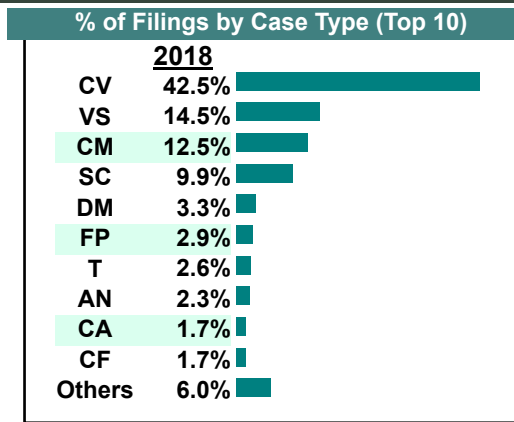
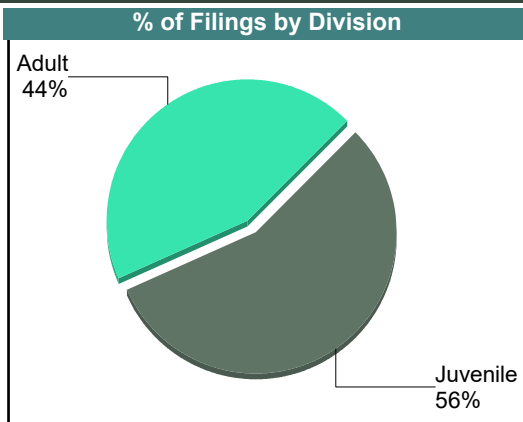
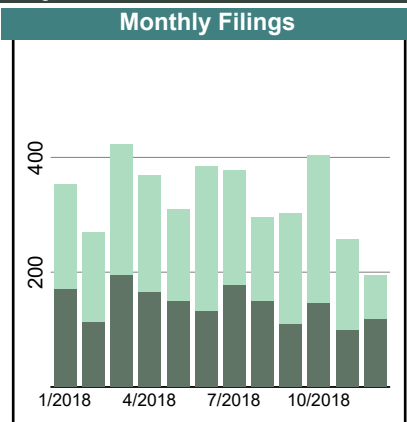
Pittsylvania

District: 22

		<u>Filings</u>	<u>Hearings</u>	<u>Transactions</u>	<u>Concluded</u>	<u>Cont</u>
<b>Adult</b>						
Non-Family Abuse Prot Order	AP	4	14	14	4	10
Bond Forfeiture	BF	2	3	3	2	1
Capias	CA	66	209	209	76	129
Felony	CF	66	209	209	72	136
Misdemeanor	CM	492	1,329	1,330	480	823
Crim Support	CS	2	3	3	2	1
Family Abuse - Prot Order	FP	116	281	281	117	162
Motion - Prot Order	MP	20	23	23	20	3
Other	OT	1	1	1	1	-
Remand Support	RS	5	5	5	2	1
Show Cause	SC	386	930	930	384	488
SL/Other	SL	4	4	4	3	1
Civil Support	VS	573	1,014	1,014	539	452
<b>Adult Total</b>		<b>1,737</b>	<b>4,025</b>	<b>4,026</b>	<b>1,702</b>	<b>2,207</b>

<b>Juvenile</b>						
Abuse or Neglect	AN	92	330	330	90	239
Non-Family Abuse Prot Order	AP	2	4	4	2	2
Capias	CA	0	1	1	1	-
Child in Need of Services	CS	11	37	37	5	32
Custody Visitation	CV	1,676	3,151	3,151	1,575	1,524
Felony	DF	28	240	240	42	194
Misdemeanor	DM	131	476	476	130	337
Foster Care Review	FC	18	18	18	14	2
Initial Foster Care	IF	16	19	19	15	3
Motion - Prot Order	MP	5	7	7	5	2
Permanency	PH	22	23	23	22	1
Petition	PT	13	18	18	9	9
Remand Custody	RC	2	2	2	2	-
Child at Risk	RI	20	74	74	23	50
Remand Visitation	RV	2	2	2	2	-
Show Cause	SC	2	6	6	1	4
Status	ST	34	133	133	35	98
Traffic	T	103	171	187	102	76
Term Parental Rights	TP	17	38	38	11	23
Truancy	TR	3	14	14	1	13
Voluntary Continuing Services Agreement	VA	5	13	13	2	11
<b>Juvenile Total</b>		<b>2,202</b>	<b>4,777</b>	<b>4,793</b>	<b>2,089</b>	<b>2,620</b>

<b>Pittsylvania Totals</b>		<b>3,939</b>	<b>8,802</b>	<b>8,819</b>	<b>3,791</b>	<b>4,827</b>
----------------------------	--	--------------	--------------	--------------	--------------	--------------



Filings by Court & Division

	<u>Danville</u>		<u>Franklin County</u>		<u>Pittsylvania</u>		<u>Total</u>
<b>A</b> Civil Support	491	31%	525	33%	573	36%	1,589
Adult Misdemeanor	511	34%	480	32%	492	33%	1,483
Show Cause	716	51%	304	22%	386	27%	1,406
Capias	390	61%	183	29%	66	10%	639
Adult Felony	101	28%	200	54%	66	18%	367
Family Abuse - Prot Ord	125	35%	115	32%	116	33%	356
Motion - Prot Order	2	5%	21	49%	20	47%	43
Non-Family Abuse Prot	4	40%	2	20%	4	40%	10
Remand Support	-	0%	4	44%	5	56%	9
SL/Other	-	0%	3	43%	4	57%	7
Violation of PO	2	33%	4	67%	-	0%	6
Other	-	0%	4	80%	1	20%	5
Bond Forfeiture	1	25%	1	25%	2	50%	4
Criminal Support	-	0%	-	0%	2	100%	2
Protective Order	1	100%	-	0%	-	0%	1
<b>Total</b>	<b>2,344</b>	<b>40%</b>	<b>1,846</b>	<b>31%</b>	<b>1,737</b>	<b>29%</b>	<b>5,927</b>
<b>J</b> Custody Visitation	692	19%	1,285	35%	1,676	46%	3,653
Delinquency	297	39%	306	40%	159	21%	762
Abuse or Neglect	4	2%	160	63%	92	36%	256
Traffic	35	15%	100	42%	103	43%	238
Status Offense/Other	86	46%	69	37%	34	18%	189
Permanency	52	37%	67	48%	22	16%	141
Truancy	59	53%	49	44%	3	3%	111
Foster Care Review	32	30%	56	53%	18	17%	106
Initial Foster Care	23	26%	50	56%	16	18%	89
Child in Need of Service	8	9%	66	78%	11	13%	85
Term Parental Rights	2	3%	58	75%	17	22%	77
Paternity	23	45%	15	29%	13	25%	51
Entrustment	3	9%	30	91%	-	0%	33
Motion - Prot Order	1	3%	24	80%	5	17%	30
Child at Risk	-	0%	-	0%	20	100%	20
Voluntary Continuing Se	5	33%	5	33%	5	33%	15
Custody Relief	3	33%	6	67%	-	0%	9
Remand Custody	-	0%	5	71%	2	29%	7
Remand Visitation	-	0%	5	71%	2	29%	7
Non-Family Abuse Prot	-	0%	2	50%	2	50%	4
Show Cause	-	0%	2	50%	2	50%	4
Capias	-	0%	3	100%	-	0%	3
Family Abuse - Prot Ord	2	100%	-	0%	-	0%	2
Emancipation	-	0%	1	100%	-	0%	1
<b>Total</b>	<b>1,327</b>	<b>23%</b>	<b>2,364</b>	<b>40%</b>	<b>2,202</b>	<b>37%</b>	<b>5,893</b>
<b>Total</b>	<b>3,671</b>	<b>31%</b>	<b>4,210</b>	<b>36%</b>	<b>3,939</b>	<b>33%</b>	<b>11,820</b>



# CASELOAD STATISTICS OF THE JUVENILE & DOMESTIC RELATIONS COURTS

January 2018 thru December 2018

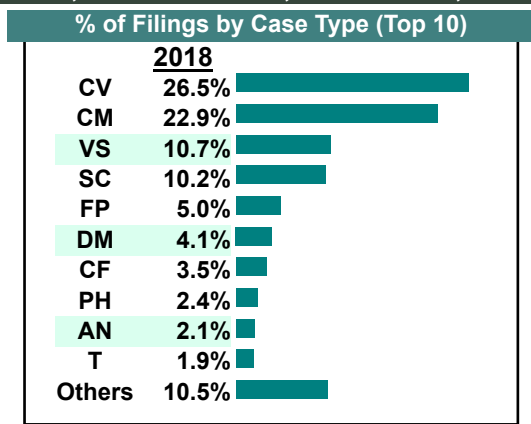
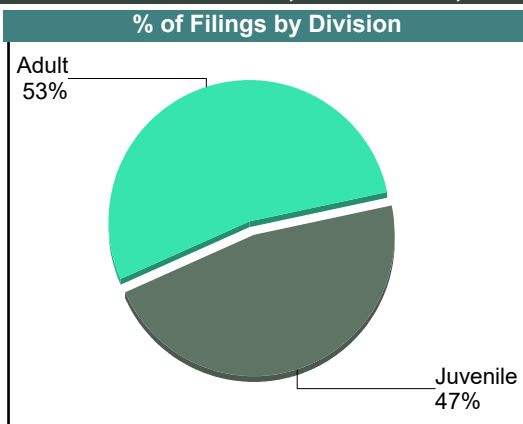
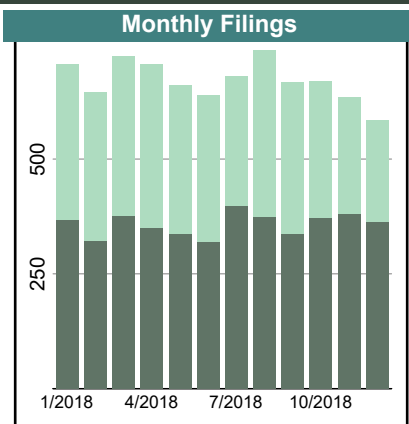
Roanoke

District: 23

		<u>Filings</u>	<u>Hearings</u>	<u>Transactions</u>	<u>Concluded</u>	<u>Cont</u>
<b>Adult</b>						
Non-Family Abuse Prot Order	AP	17	30	30	17	13
Bond Forfeiture	BF	1	1	1	1	-
Capias	CA	13	56	56	24	31
Felony	CF	284	787	787	283	496
Misdemeanor	CM	1,848	4,886	4,886	1,921	2,950
Family Abuse - Prot Order	FP	399	795	795	402	392
Motion - Prot Order	MP	17	20	20	17	3
Other	OT	5	8	8	6	2
Protective Order	PC	4	4	4	4	-
Violation Fam Abuse PO	PS	0	1	1	1	-
Violation of PO	PV	12	12	12	12	-
Remand Support	RS	6	6	6	6	-
Show Cause	SC	823	2,602	2,602	890	1,690
SL/Other	SL	10	16	16	12	4
Civil Support	VS	864	1,540	1,540	866	660
<b>Adult Total</b>		<b>4,303</b>	<b>10,764</b>	<b>10,764</b>	<b>4,462</b>	<b>6,241</b>

<b>Juvenile</b>						
Abuse or Neglect	AN	166	584	584	175	407
Non-Family Abuse Prot Order	AP	2	5	5	3	2
Capias	CA	10	61	61	20	40
Custody Relief	CR	8	20	20	11	9
Child in Need of Services	CS	7	33	33	8	25
Custody Visitation	CV	2,134	4,172	4,172	2,171	1,976
Felony	DF	120	770	771	134	633
Misdemeanor	DM	331	1,405	1,405	385	1,013
Emancipation	EP	21	21	21	17	-
Entrustment	ET	8	11	11	8	3
Foster Care Review	FC	126	129	129	126	1
Family Abuse - Prot Order	FP	6	9	9	6	3
Initial Foster Care	IF	72	83	83	73	7
Motion - Prot Order	MP	16	33	33	13	20
Permanency	PH	197	227	227	211	16
Petition	PT	31	48	48	22	26
Remand Custody	RC	36	36	36	34	-
Child at Risk	RI	7	17	17	8	9
Restricted O/L	RL	1	1	1	1	-
Remand Visitation	RV	34	34	34	34	-
Show Cause	SC	2	4	4	2	2
Status	ST	92	422	422	101	320
Traffic	T	157	254	271	166	103
Term Parental Rights	TP	101	143	143	105	37
Truancy	TR	54	294	294	68	223
Voluntary Continuing Services Agreement	VA	12	12	12	12	-
<b>Juvenile Total</b>		<b>3,751</b>	<b>8,828</b>	<b>8,846</b>	<b>3,914</b>	<b>4,875</b>

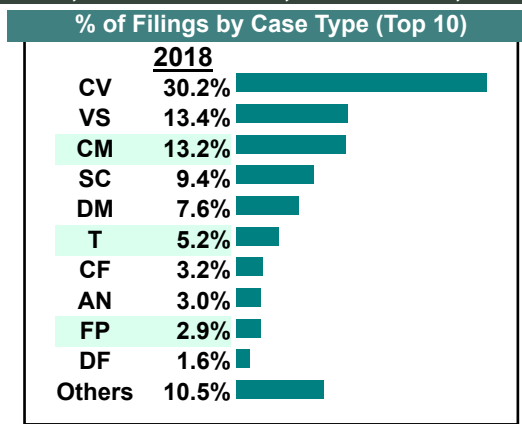
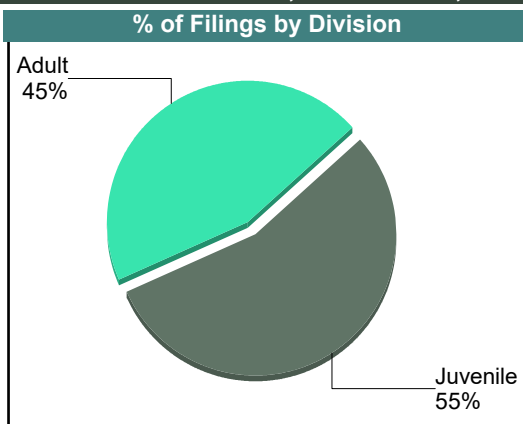
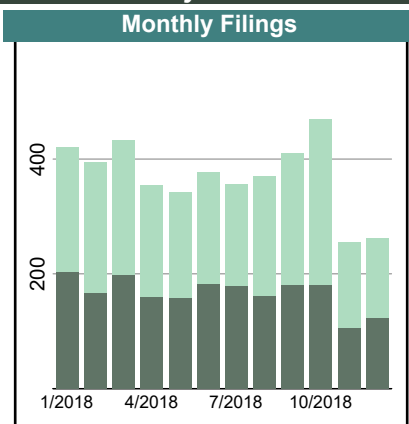
<b>Roanoke Totals</b>		<b>8,054</b>	<b>19,592</b>	<b>19,610</b>	<b>8,376</b>	<b>11,116</b>
-----------------------	--	--------------	---------------	---------------	--------------	---------------



		Filings	Hearings	Transactions	Concluded	Cont
<b>Adult</b>						
Non-Family Abuse Prot Order	AP	7	15	15	8	7
Bond Forfeiture	BF	1	3	3	1	2
Capias	CA	55	192	192	75	117
Felony	CF	142	424	424	133	291
Misdemeanor	CM	585	1,735	1,735	592	1,141
Family Abuse - Prot Order	FP	128	265	265	115	150
Motion - Prot Order	MP	22	30	30	23	7
Protective Order	PC	1	1	1	1	-
Violation of PO	PV	8	8	8	8	-
Remand Support	RS	31	32	32	32	-
Show Cause	SC	414	1,354	1,354	441	913
SL/Other	SL	15	19	19	16	3
Civil Support	VS	595	1,136	1,136	580	556
<b>Adult Total</b>		<b>2,004</b>	<b>5,214</b>	<b>5,214</b>	<b>2,025</b>	<b>3,187</b>

<b>Juvenile</b>						
Abuse or Neglect	AN	132	496	496	105	391
Non-Family Abuse Prot Order	AP	5	11	11	7	4
Capias	CA	7	16	16	4	12
Custody Relief	CR	2	2	2	2	-
Child in Need of Services	CS	3	6	6	0	6
Custody Visitation	CV	1,341	3,005	3,005	1,324	1,681
Felony	DF	73	413	413	76	337
Misdemeanor	DM	336	1,358	1,378	322	1,054
Entrustment	ET	3	4	4	3	1
Foster Care Review	FC	45	48	48	45	3
Family Abuse - Prot Order	FP	1	1	1	1	-
Initial Foster Care	IF	27	27	27	27	-
Motion - Prot Order	MP	26	41	41	28	13
Permanency	PH	48	49	49	48	1
Petition	PT	10	16	16	7	9
Remand Custody	RC	36	36	36	36	-
Show Cause	SC	2	14	14	6	8
Status	ST	70	134	153	53	100
Traffic	T	229	483	509	233	276
Term Parental Rights	TP	19	21	21	15	6
Truancy	TR	5	37	37	12	25
Voluntary Continuing Services Agreement	VA	21	21	21	21	-
<b>Juvenile Total</b>		<b>2,441</b>	<b>6,239</b>	<b>6,304</b>	<b>2,375</b>	<b>3,927</b>

<b>Roanoke County Totals</b>		<b>4,445</b>	<b>11,453</b>	<b>11,518</b>	<b>4,400</b>	<b>7,114</b>
------------------------------	--	--------------	---------------	---------------	--------------	--------------



# CASELOAD STATISTICS OF THE JUVENILE & DOMESTIC RELATIONS COURTS

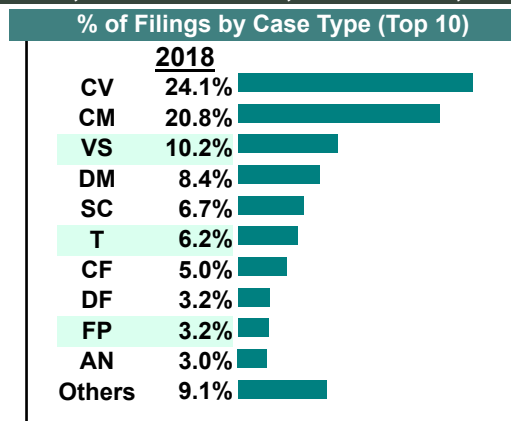
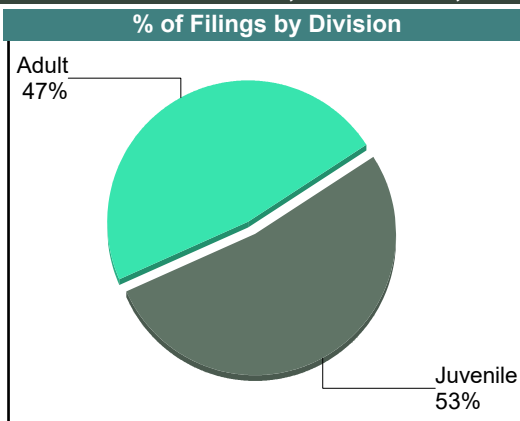
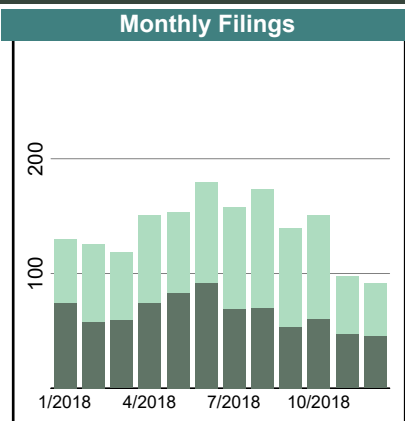
January 2018 thru December 2018

Salem District: 23

		<u>Filings</u>	<u>Hearings</u>	<u>Transactions</u>	<u>Concluded</u>	<u>Cont</u>
<b>Adult</b>						
Bond Forfeiture	BF	1	1	1	1	-
Capias	CA	9	30	30	8	21
Felony	CF	83	259	259	87	172
Misdemeanor	CM	347	1,110	1,110	321	785
Crim Support	CS	1	2	2	1	1
Family Abuse - Prot Order	FP	52	101	101	55	46
Motion - Prot Order	MP	12	15	15	11	4
Other	OT	2	4	4	2	2
Remand Support	RS	2	2	2	2	-
Show Cause	SC	112	311	312	88	222
SL/Other	SL	0	1	1	1	-
Civil Support	VS	171	281	281	157	122
<b>Adult Total</b>		<b>792</b>	<b>2,117</b>	<b>2,118</b>	<b>734</b>	<b>1,375</b>

<b>Juvenile</b>						
Abuse or Neglect	AN	50	167	167	43	124
Capias	CA	2	4	4	1	3
Custody Relief	CR	2	4	4	1	3
Child in Need of Services	CS	1	2	2	0	2
Custody Visitation	CV	403	739	739	369	362
Felony	DF	54	232	232	38	184
Misdemeanor	DM	141	494	494	110	372
Foster Care Review	FC	19	19	19	19	-
Family Abuse - Prot Order	FP	1	2	2	1	1
Initial Foster Care	IF	14	16	16	13	3
Motion - Prot Order	MP	4	4	4	2	2
Permanency	PH	26	34	34	26	8
Petition	PT	8	15	15	7	8
Remand Custody	RC	5	5	5	5	-
Remand Visitation	RV	1	1	1	1	-
Show Cause	SC	0	2	2	0	2
Status	ST	8	33	34	9	24
Traffic	T	103	207	228	97	127
Term Parental Rights	TP	30	51	51	23	28
Truancy	TR	0	1	1	1	-
Voluntary Continuing Services Agreement	VA	5	5	5	4	1
<b>Juvenile Total</b>		<b>877</b>	<b>2,037</b>	<b>2,059</b>	<b>770</b>	<b>1,254</b>

<b>Salem Totals</b>		<b>1,669</b>	<b>4,154</b>	<b>4,177</b>	<b>1,504</b>	<b>2,629</b>
---------------------	--	--------------	--------------	--------------	--------------	--------------



Filings by Court & Division

	<u>Roanoke</u>		<u>Roanoke County</u>		<u>Salem</u>		<u>Total</u>
<b>A</b> Adult Misdemeanor	1,848	66%	585	21%	347	12%	2,780
Civil Support	864	53%	595	37%	171	10%	1,630
Show Cause	823	61%	414	31%	112	8%	1,349
Family Abuse - Prot Ord	399	69%	128	22%	52	9%	579
Adult Felony	284	56%	142	28%	83	16%	509
Capias	13	17%	55	71%	9	12%	77
Motion - Prot Order	17	33%	22	43%	12	24%	51
Remand Support	6	15%	31	79%	2	5%	39
SL/Other	10	40%	15	60%	-	0%	25
Non-Family Abuse Prot	17	71%	7	29%	-	0%	24
Violation of PO	12	60%	8	40%	-	0%	20
Other	5	71%	-	0%	2	29%	7
Protective Order	4	80%	1	20%	-	0%	5
Bond Forfeiture	1	33%	1	33%	1	33%	3
Criminal Support	-	0%	-	0%	1	100%	1
Violation Fam Abuse PC	-	0%	-	0%	-	0%	0
<b>Total</b>	<b>4,303</b>	<b>61%</b>	<b>2,004</b>	<b>28%</b>	<b>792</b>	<b>11%</b>	<b>7,099</b>
<b>J</b> Custody Visitation	2,134	55%	1,341	35%	403	10%	3,878
Delinquency	451	43%	409	39%	195	18%	1,055
Traffic	157	32%	229	47%	103	21%	489
Abuse or Neglect	166	48%	132	38%	50	14%	348
Permanency	197	73%	48	18%	26	10%	271
Foster Care Review	126	66%	45	24%	19	10%	190
Status Offense/Other	92	54%	70	41%	8	5%	170
Term Parental Rights	101	67%	19	13%	30	20%	150
Initial Foster Care	72	64%	27	24%	14	12%	113
Remand Custody	36	47%	36	47%	5	6%	77
Truancy	54	92%	5	8%	-	0%	59
Paternity	31	63%	10	20%	8	16%	49
Motion - Prot Order	16	35%	26	57%	4	9%	46
Voluntary Continuing Se	12	32%	21	55%	5	13%	38
Remand Visitation	34	97%	-	0%	1	3%	35
Emancipation	21	100%	-	0%	-	0%	21
Capias	10	53%	7	37%	2	11%	19
Custody Relief	8	67%	2	17%	2	17%	12
Child in Need of Service	7	64%	3	27%	1	9%	11
Entrustment	8	73%	3	27%	-	0%	11
Family Abuse - Prot Ord	6	75%	1	13%	1	13%	8
Child at Risk	7	100%	-	0%	-	0%	7
Non-Family Abuse Prot	2	29%	5	71%	-	0%	7
Show Cause	2	50%	2	50%	-	0%	4
Restricted O/L	1	100%	-	0%	-	0%	1
<b>Total</b>	<b>3,751</b>	<b>53%</b>	<b>2,441</b>	<b>35%</b>	<b>877</b>	<b>12%</b>	<b>7,069</b>
<b>Total</b>	<b>8,054</b>	<b>57%</b>	<b>4,445</b>	<b>31%</b>	<b>1,669</b>	<b>12%</b>	<b>14,168</b>

# CASELOAD STATISTICS OF THE JUVENILE & DOMESTIC RELATIONS COURTS

January 2018 thru December 2018

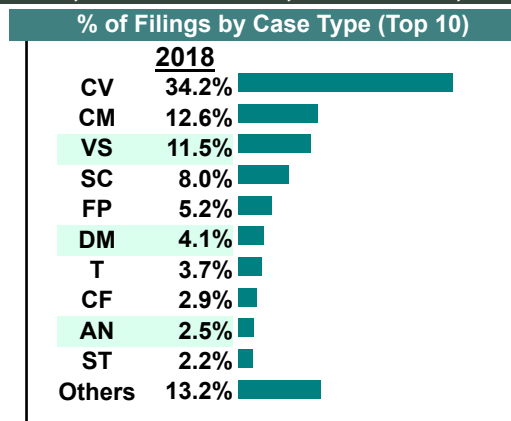
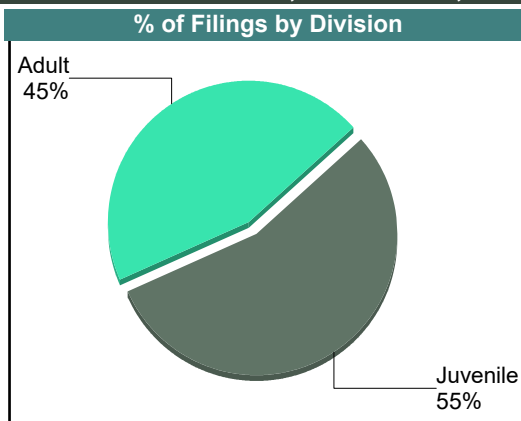
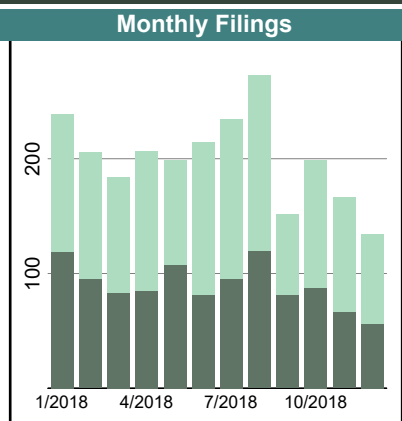
Amherst

District: 24

		<u>Filings</u>	<u>Hearings</u>	<u>Transactions</u>	<u>Concluded</u>	<u>Cont</u>
<b>Adult</b>						
Non-Family Abuse Prot Order	AP	28	43	43	27	16
Capias	CA	44	164	164	60	104
Felony	CF	69	215	215	88	127
Misdemeanor	CM	303	896	896	299	594
Family Abuse - Prot Order	FP	112	268	268	115	153
Motion - Prot Order	MP	23	25	25	22	3
Other	OT	1	1	1	1	-
Violation of PO	PV	14	14	14	14	-
Remand Support	RS	14	14	14	14	-
Show Cause	SC	192	614	614	241	371
SL/Other	SL	4	5	5	4	1
Civil Support	VS	276	448	448	285	163
<b>Adult Total</b>		<b>1,080</b>	<b>2,707</b>	<b>2,707</b>	<b>1,170</b>	<b>1,532</b>

<b>Juvenile</b>						
Abuse or Neglect	AN	60	225	225	74	151
Non-Family Abuse Prot Order	AP	3	6	6	3	3
Child in Need of Services	CS	9	28	28	6	22
Custody Visitation	CV	822	1,476	1,476	843	627
Felony	DF	17	203	203	53	150
Misdemeanor	DM	99	317	317	106	210
Entrustment	ET	3	3	3	1	2
Foster Care Review	FC	37	47	47	37	10
Family Abuse - Prot Order	FP	14	29	29	14	15
Initial Foster Care	IF	9	9	9	9	-
Permanency	PH	14	14	14	14	-
Petition	PT	25	37	37	27	10
Violation of PO	PV	0	1	1	0	-
Remand Custody	RC	31	31	31	31	-
Child at Risk	RI	2	2	2	2	-
Remand Visitation	RV	29	29	29	29	-
Status	ST	54	168	168	48	120
Traffic	T	89	133	152	96	56
Term Parental Rights	TP	6	10	10	7	3
Truancy	TR	3	19	19	5	14
Voluntary Continuing Services Agreement	VA	1	1	1	1	-
<b>Juvenile Total</b>		<b>1,327</b>	<b>2,788</b>	<b>2,807</b>	<b>1,406</b>	<b>1,393</b>

<b>Amherst Totals</b>		<b>2,407</b>	<b>5,495</b>	<b>5,514</b>	<b>2,576</b>	<b>2,925</b>
-----------------------	--	--------------	--------------	--------------	--------------	--------------

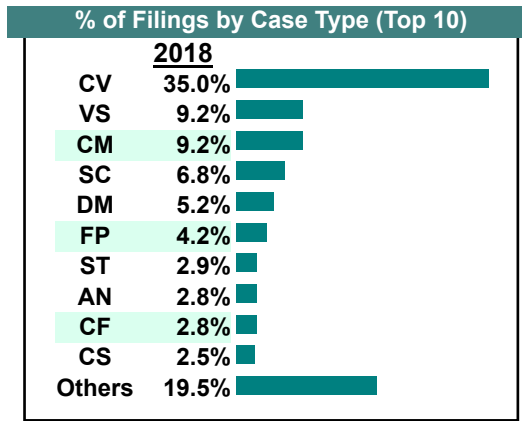
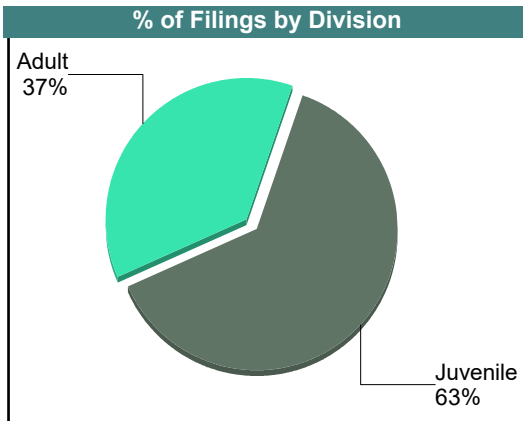
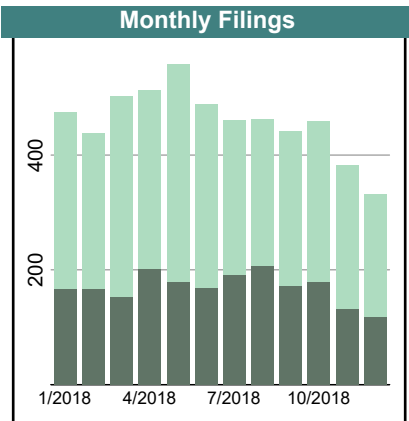


# CASELOAD STATISTICS OF THE JUVENILE & DOMESTIC RELATIONS COURTS

January 2018 thru December 2018

**Bedford**  
District: 24

		<u>Filings</u>	<u>Hearings</u>	<u>Transactions</u>	<u>Concluded</u>	<u>Cont</u>
<b><u>Adult</u></b>						
Non-Family Abuse Prot Order	AP	10	15	15	11	4
Capias	CA	102	267	267	107	160
Felony	CF	152	480	480	144	336
Misdemeanor	CM	506	1,532	1,532	545	987
Family Abuse - Prot Order	FP	229	524	524	227	297
Motion - Prot Order	MP	70	75	75	69	6
Other	OT	5	6	6	5	1
Protective Order	PC	0	1	1	1	-
Violation Fam Abuse PO	PS	3	3	3	3	-
Violation of PO	PV	18	18	18	18	-
Remand Support	RS	66	66	66	66	-
Show Cause	SC	367	1,039	1,039	418	621
SL/Other	SL	4	4	4	3	1
Civil Support	VS	509	970	970	526	444
<b>Adult Total</b>		<b>2,041</b>	<b>5,000</b>	<b>5,000</b>	<b>2,143</b>	<b>2,857</b>
<b><u>Juvenile</u></b>						
Abuse or Neglect	AN	154	493	493	148	345
Non-Family Abuse Prot Order	AP	6	13	13	6	7
Capias	CA	5	14	14	6	8
Custody Relief	CR	6	10	10	7	3
Child in Need of Services	CS	140	490	490	130	360
Custody Visitation	CV	1,930	4,100	4,100	1,924	2,176
Felony	DF	64	250	250	28	222
Misdemeanor	DM	284	892	893	223	670
Entrustment	ET	1	1	1	1	-
Foster Care Review	FC	81	81	81	81	-
Family Abuse - Prot Order	FP	1	2	2	1	1
Initial Foster Care	IF	40	41	41	40	1
Motion - Prot Order	MP	24	24	24	24	-
Permanency	PH	56	59	59	54	5
Petition	PT	33	66	66	32	34
Remand Custody	RC	102	104	104	102	2
RR	RR	1	2	2	0	2
Remand Visitation	RV	107	107	107	107	-
Show Cause	SC	5	17	17	7	10
Status	ST	159	430	430	154	276
Traffic	T	138	195	218	146	72
Term Parental Rights	TP	14	16	16	8	8
Truancy	TR	99	402	402	119	283
Voluntary Continuing Services Agreement	VA	18	18	18	18	-
<b>Juvenile Total</b>		<b>3,468</b>	<b>7,827</b>	<b>7,851</b>	<b>3,366</b>	<b>4,485</b>
<b>Bedford Totals</b>		<b>5,509</b>	<b>12,827</b>	<b>12,851</b>	<b>5,509</b>	<b>7,342</b>



# CASELOAD STATISTICS OF THE JUVENILE & DOMESTIC RELATIONS COURTS

January 2018 thru December 2018

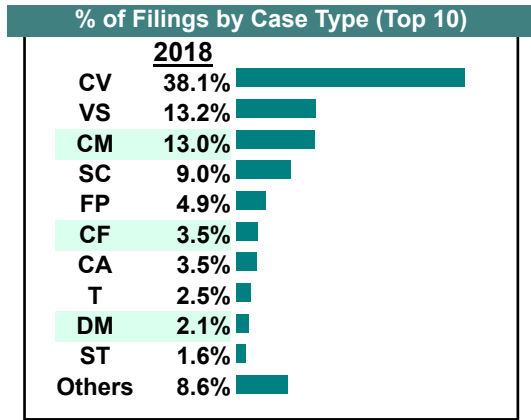
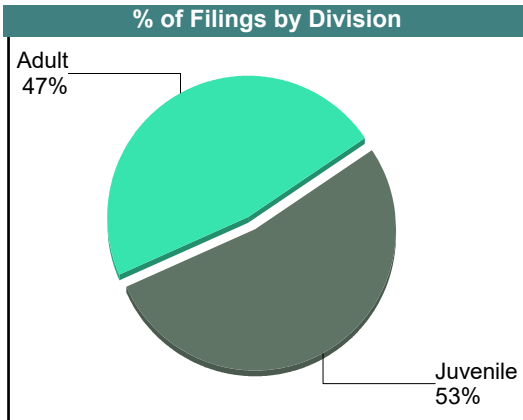
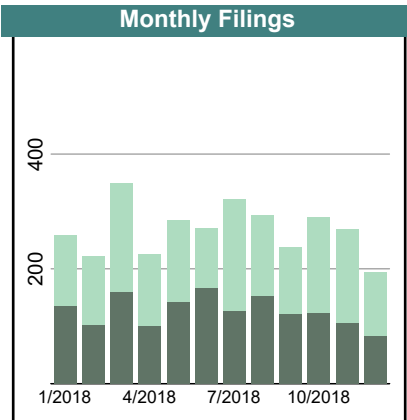
Campbell

District: 24

		Filings	Hearings	Transactions	Concluded	Cont
<b>Adult</b>						
Non-Family Abuse Prot Order	AP	1	6	6	1	5
Capias	CA	111	362	362	121	240
Felony	CF	113	347	347	121	226
Misdemeanor	CM	419	1,112	1,112	411	691
Family Abuse - Prot Order	FP	157	372	372	157	213
Motion - Prot Order	MP	5	5	5	5	-
Show Cause	SC	290	972	972	337	633
SL/Other	SL	1	1	1	1	-
Civil Support	VS	424	695	695	404	287
<b>Adult Total</b>		<b>1,521</b>	<b>3,872</b>	<b>3,872</b>	<b>1,558</b>	<b>2,295</b>

<b>Juvenile</b>						
Abuse or Neglect	AN	48	140	140	50	89
Non-Family Abuse Prot Order	AP	1	1	1	1	-
Custody Relief	CR	3	3	3	3	-
Child in Need of Services	CS	4	11	11	3	7
Custody Visitation	CV	1,226	2,004	2,004	1,137	863
Felony	DF	43	200	200	54	145
Misdemeanor	DM	67	235	236	86	148
Entrustment	ET	4	5	5	4	1
Foster Care Review	FC	47	47	47	46	1
Family Abuse - Prot Order	FP	1	2	2	1	1
Initial Foster Care	IF	26	27	27	26	1
Motion - Prot Order	MP	19	27	27	16	11
Permanency	PH	18	20	20	18	2
Petition	PT	18	27	27	17	10
Child at Risk	RI	6	8	8	6	2
Status	ST	50	117	117	47	68
Traffic	T	80	80	118	86	29
Term Parental Rights	TP	17	23	23	16	7
Truancy	TR	11	36	36	12	24
Voluntary Continuing Services Agreement	VA	4	4	4	4	-
<b>Juvenile Total</b>		<b>1,693</b>	<b>3,017</b>	<b>3,056</b>	<b>1,633</b>	<b>1,409</b>

<b>Campbell Totals</b>		<b>3,214</b>	<b>6,889</b>	<b>6,928</b>	<b>3,191</b>	<b>3,704</b>
------------------------	--	--------------	--------------	--------------	--------------	--------------



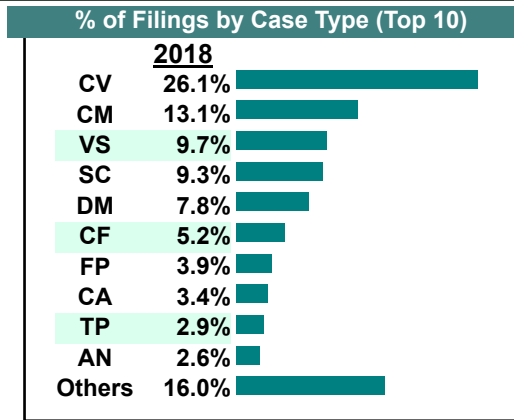
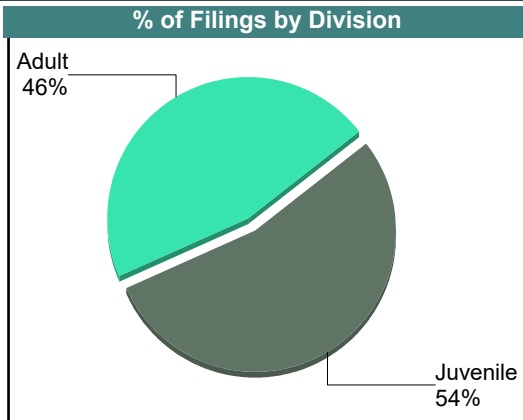
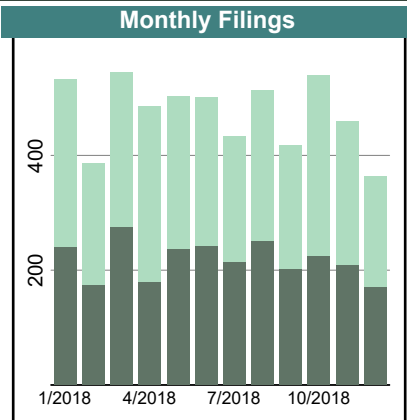
# CASELOAD STATISTICS OF THE JUVENILE & DOMESTIC RELATIONS COURTS

January 2018 thru December 2018

Lynchburg

District: 24

		Filings	Hearings	Transactions	Concluded	Cont
<b>Adult</b>						
Non-Family Abuse Prot Order	AP	15	36	36	18	18
Bond Forfeiture	BF	3	4	4	3	1
Capias	CA	193	596	596	219	376
Felony	CF	296	869	869	228	639
Misdemeanor	CM	746	2,135	2,135	697	1,429
Family Abuse - Prot Order	FP	219	556	556	213	341
Motion - Prot Order	MP	52	67	67	49	17
Other	OT	1	2	2	1	1
Violation of PO	PV	1	3	3	1	2
Remand Support	RS	9	9	9	9	-
Show Cause	SC	527	1,297	1,298	512	783
SL/Other	SL	9	9	9	9	-
Civil Support	VS	553	931	931	549	376
<b>Adult Total</b>		<b>2,624</b>	<b>6,514</b>	<b>6,515</b>	<b>2,508</b>	<b>3,983</b>
<b>Juvenile</b>						
Abuse or Neglect	AN	146	516	516	145	371
Non-Family Abuse Prot Order	AP	36	73	73	24	49
Capias	CA	1	1	1	0	1
Child in Need of Services	CS	14	44	44	16	27
Custody Visitation	CV	1,480	2,857	2,857	1,381	1,468
Felony	DF	105	648	648	121	527
Misdemeanor	DM	441	1,536	1,536	351	1,180
Entrustment	ET	69	112	112	74	38
Foster Care Review	FC	99	111	111	88	23
Initial Foster Care	IF	63	72	72	54	18
Motion - Prot Order	MP	5	5	5	5	-
Permanency	PH	112	131	131	109	20
Petition	PT	54	99	99	47	50
Remand Custody	RC	20	20	20	20	-
Child at Risk	RI	12	30	30	9	21
Remand Visitation	RV	17	17	17	17	-
Status	ST	18	61	61	19	42
Traffic	T	79	124	135	57	78
Term Parental Rights	TP	165	270	270	176	94
Truancy	TR	108	396	396	100	295
Voluntary Continuing Services Agreement	VA	9	9	9	8	1
<b>Juvenile Total</b>		<b>3,053</b>	<b>7,132</b>	<b>7,143</b>	<b>2,821</b>	<b>4,303</b>
<b>Lynchburg Totals</b>		<b>5,677</b>	<b>13,646</b>	<b>13,658</b>	<b>5,329</b>	<b>8,286</b>



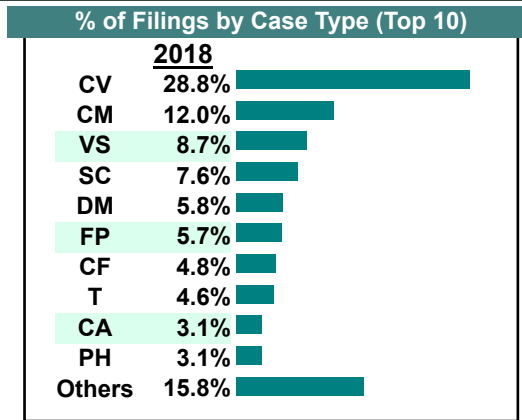
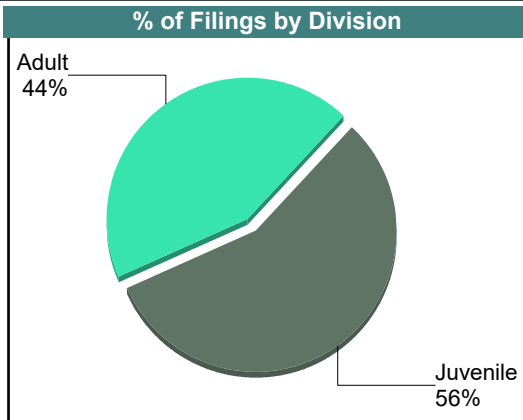
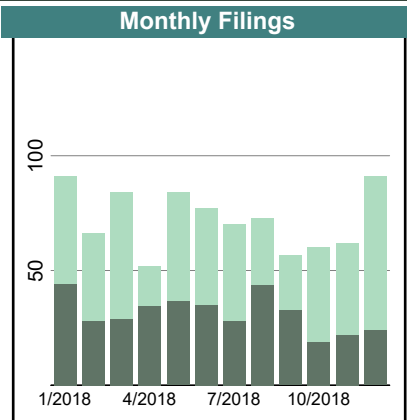


# CASELOAD STATISTICS OF THE JUVENILE & DOMESTIC RELATIONS COURTS

January 2018 thru December 2018

**Nelson**  
District: 24

		<u>Filings</u>	<u>Hearings</u>	<u>Transactions</u>	<u>Concluded</u>	<u>Cont</u>
<b><u>Adult</u></b>						
Non-Family Abuse Prot Order	AP	3	8	8	3	5
Capias	CA	27	83	83	30	53
Felony	CF	42	123	123	35	88
Misdemeanor	CM	104	312	312	109	203
Family Abuse - Prot Order	FP	49	113	113	52	61
Motion - Prot Order	MP	6	7	7	6	1
Protective Order	PC	1	2	2	1	1
Violation of PO	PV	1	1	1	1	-
Remand Support	RS	6	6	6	6	-
Show Cause	SC	63	216	216	68	148
SL/Other	SL	1	1	1	1	-
Civil Support	VS	75	132	132	83	49
<b>Adult Total</b>		<b>378</b>	<b>1,004</b>	<b>1,004</b>	<b>395</b>	<b>609</b>
<b><u>Juvenile</u></b>						
Abuse or Neglect	AN	24	94	94	23	71
Non-Family Abuse Prot Order	AP	2	8	8	3	5
Child in Need of Services	CS	4	22	22	9	13
Custody Visitation	CV	250	405	405	239	165
Felony	DF	17	44	44	4	40
Misdemeanor	DM	50	206	206	52	149
Emancipation	EP	1	4	4	0	4
Entrustment	ET	1	2	2	2	-
Foster Care Review	FC	14	14	14	14	-
Initial Foster Care	IF	8	8	8	8	-
Motion - Prot Order	MP	1	1	1	1	-
Permanency	PH	27	28	28	28	-
Petition	PT	2	6	6	3	3
Remand Custody	RC	4	4	4	3	-
Remand Visitation	RV	4	4	4	4	-
Show Cause	SC	3	8	8	2	6
Status	ST	2	6	6	3	3
Traffic	T	40	53	63	44	19
Term Parental Rights	TP	12	22	22	14	8
Truancy	TR	20	97	97	22	74
Voluntary Continuing Services Agreement	VA	3	7	7	1	6
<b>Juvenile Total</b>		<b>489</b>	<b>1,043</b>	<b>1,053</b>	<b>479</b>	<b>566</b>
<b>Nelson Totals</b>		<b>867</b>	<b>2,047</b>	<b>2,057</b>	<b>874</b>	<b>1,175</b>



Filings by Court & Division

	Amherst	Bedford	Campbell	Lynchburg	Nelson	Total
<b>A Adult Misdemeanor</b>	303 15%	506 24%	419 20%	746 36%	104 5%	<b>2,078</b>
<b>Civil Support</b>	276 15%	509 28%	424 23%	553 30%	75 4%	<b>1,837</b>
<b>Show Cause</b>	192 13%	367 26%	290 20%	527 37%	63 4%	<b>1,439</b>
<b>Family Abuse - Prot Order</b>	112 15%	229 30%	157 20%	219 29%	49 6%	<b>766</b>
<b>Adult Felony</b>	69 10%	152 23%	113 17%	296 44%	42 6%	<b>672</b>
<b>Capias</b>	44 9%	102 21%	111 23%	193 40%	27 6%	<b>477</b>
<b>Motion - Prot Order</b>	23 15%	70 45%	5 3%	52 33%	6 4%	<b>156</b>
<b>Remand Support</b>	14 15%	66 69%	- 0%	9 9%	6 6%	<b>95</b>
<b>Non-Family Abuse Prot Order</b>	28 49%	10 18%	1 2%	15 26%	3 5%	<b>57</b>
<b>Violation of PO</b>	14 41%	18 53%	- 0%	1 3%	1 3%	<b>34</b>
<b>SL/Other</b>	4 21%	4 21%	1 5%	9 47%	1 5%	<b>19</b>
<b>Other</b>	1 14%	5 71%	- 0%	1 14%	- 0%	<b>7</b>
<b>Bond Forfeiture</b>	- 0%	- 0%	- 0%	3 100%	- 0%	<b>3</b>
<b>Violation Fam Abuse PO</b>	- 0%	3 100%	- 0%	- 0%	- 0%	<b>3</b>
<b>Protective Order</b>	- 0%	- 0%	- 0%	- 0%	1 100%	<b>1</b>
<b>Total</b>	<b>1,080</b> 14%	<b>2,041</b> 27%	<b>1,521</b> 20%	<b>2,624</b> 34%	<b>378</b> 5%	<b>7,644</b>
<b>J Custody Visitation</b>	822 14%	1,930 34%	1,226 21%	1,480 26%	250 4%	<b>5,708</b>
<b>Delinquency</b>	116 10%	348 29%	110 9%	546 46%	67 6%	<b>1,187</b>
<b>Abuse or Neglect</b>	60 14%	154 36%	48 11%	146 34%	24 6%	<b>432</b>
<b>Traffic</b>	89 21%	138 32%	80 19%	79 19%	40 9%	<b>426</b>
<b>Status Offense/Other</b>	54 19%	159 56%	50 18%	18 6%	2 1%	<b>283</b>
<b>Foster Care Review</b>	37 13%	81 29%	47 17%	99 36%	14 5%	<b>278</b>
<b>Truancy</b>	3 1%	99 41%	11 5%	108 45%	20 8%	<b>241</b>
<b>Permanency</b>	14 6%	56 25%	18 8%	112 49%	27 12%	<b>227</b>

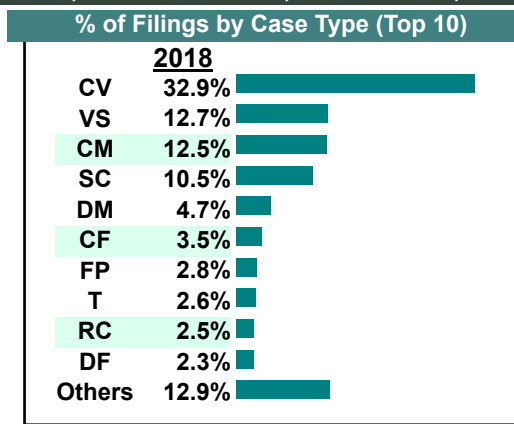
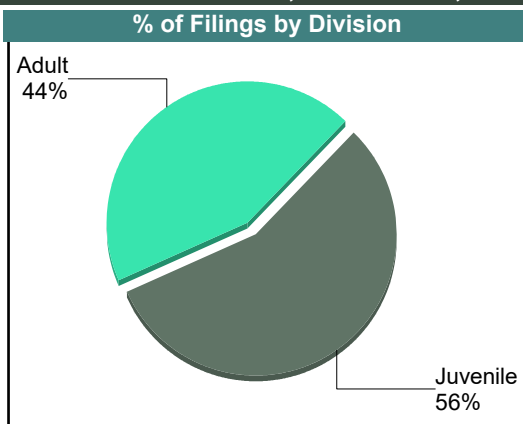
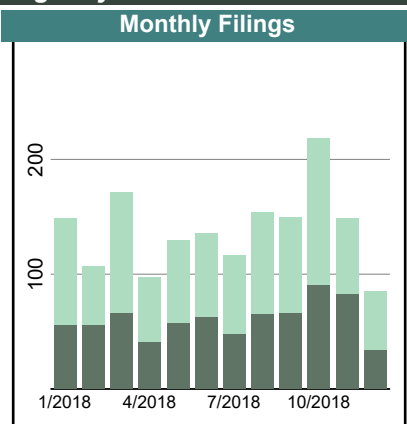
	Amherst	Bedford	Campbell	Lynchburg	Nelson	Total
<b>J Term Parental Rights</b>	6 3%	14 7%	17 8%	165 77%	12 6%	<b>214</b>
<b>Child in Need of Services</b>	9 5%	140 82%	4 2%	14 8%	4 2%	<b>171</b>
<b>Remand Custody</b>	31 20%	102 65%	- 0%	20 13%	4 3%	<b>157</b>
<b>Remand Visitation</b>	29 18%	107 68%	- 0%	17 11%	4 3%	<b>157</b>
<b>Initial Foster Care</b>	9 6%	40 27%	26 18%	63 43%	8 5%	<b>146</b>
<b>Paternity</b>	25 19%	33 25%	18 14%	54 41%	2 2%	<b>132</b>
<b>Entrustment</b>	3 4%	1 1%	4 5%	69 88%	1 1%	<b>78</b>
<b>Motion - Prot Order</b>	- 0%	24 49%	19 39%	5 10%	1 2%	<b>49</b>
<b>Non-Family Abuse Prot Order</b>	3 6%	6 13%	1 2%	36 75%	2 4%	<b>48</b>
<b>Voluntary Continuing</b>	1 3%	18 51%	4 11%	9 26%	3 9%	<b>35</b>
<b>Child at Risk</b>	2 10%	- 0%	6 30%	12 60%	- 0%	<b>20</b>
<b>Family Abuse - Prot Order</b>	14 88%	1 6%	1 6%	- 0%	- 0%	<b>16</b>
<b>Custody Relief</b>	- 0%	6 67%	3 33%	- 0%	- 0%	<b>9</b>
<b>Show Cause</b>	- 0%	5 63%	- 0%	- 0%	3 38%	<b>8</b>
<b>Capias</b>	- 0%	5 83%	- 0%	1 17%	- 0%	<b>6</b>
<b>Emancipation</b>	- 0%	- 0%	- 0%	- 0%	1 100%	<b>1</b>
<b>Restoration of Parental Rights</b>	- 0%	1 100%	- 0%	- 0%	- 0%	<b>1</b>
<b>Violation of PO</b>	- 0%	- 0%	- 0%	- 0%	- 0%	<b>0</b>
<b>Total</b>	<b>1,327</b>	<b>3,468</b>	<b>1,693</b>	<b>3,053</b>	<b>489</b>	<b>10,030</b>
	13%	35%	17%	30%	5%	
<b>Total</b>	<b>2,407</b>	<b>5,509</b>	<b>3,214</b>	<b>5,677</b>	<b>867</b>	<b>17,674</b>
	14%	31%	18%	32%	5%	

# CASELOAD STATISTICS OF THE JUVENILE & DOMESTIC RELATIONS COURTS

January 2018 thru December 2018

**Allegheny**  
District: 25

		<u>Filings</u>	<u>Hearings</u>	<u>Transactions</u>	<u>Concluded</u>	<u>Cont</u>
<b><u>Adult</u></b>						
Non-Family Abuse Prot Order	AP	5	7	7	5	2
Capias	CA	18	32	32	17	15
Felony	CF	58	180	180	67	113
Misdemeanor	CM	207	585	585	194	390
Family Abuse - Prot Order	FP	47	80	80	49	31
Motion - Prot Order	MP	3	5	5	3	2
Other	OT	1	1	1	1	-
Remand Support	RS	26	26	26	26	-
Show Cause	SC	148	402	402	151	251
SL/Other	SL	5	6	6	5	1
Civil Support	VS	211	315	315	216	99
<b>Adult Total</b>		<b>729</b>	<b>1,639</b>	<b>1,639</b>	<b>734</b>	<b>904</b>
<b><u>Juvenile</u></b>						
Abuse or Neglect	AN	37	128	128	37	91
Non-Family Abuse Prot Order	AP	5	9	9	5	4
Capias	CA	0	1	1	1	-
Custody Relief	CR	10	13	13	9	4
Child in Need of Services	CS	8	16	16	9	7
Custody Visitation	CV	547	878	878	537	341
Felony	DF	39	146	146	19	127
Misdemeanor	DM	78	273	273	93	180
Emancipation	EP	4	4	4	4	-
Entrustment	ET	2	2	2	2	-
Foster Care Review	FC	9	9	9	9	-
Initial Foster Care	IF	14	14	14	14	-
Motion - Prot Order	MP	1	2	2	1	1
Permanency	PH	12	12	12	12	-
Petition	PT	9	20	20	11	9
Remand Custody	RC	41	41	41	41	-
Remand Visitation	RV	2	2	2	2	-
Show Cause	SC	27	72	72	21	51
Status	ST	37	144	144	30	114
Traffic	T	44	66	74	42	32
Term Parental Rights	TP	4	6	6	4	2
Truancy	TR	2	6	6	3	3
Voluntary Continuing Services Agreement	VA	1	1	1	1	-
<b>Juvenile Total</b>		<b>933</b>	<b>1,865</b>	<b>1,873</b>	<b>907</b>	<b>966</b>
<b>Allegheny Totals</b>		<b>1,662</b>	<b>3,504</b>	<b>3,512</b>	<b>1,641</b>	<b>1,870</b>



# CASELOAD STATISTICS OF THE JUVENILE & DOMESTIC RELATIONS COURTS

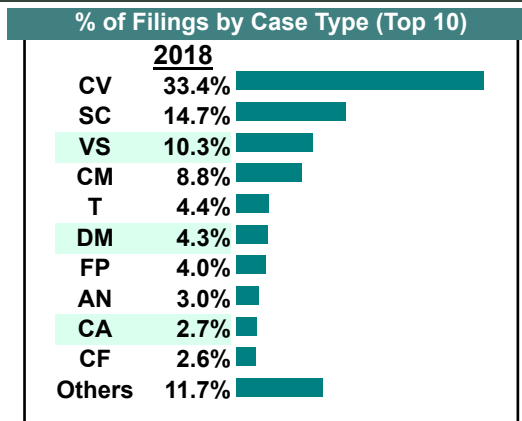
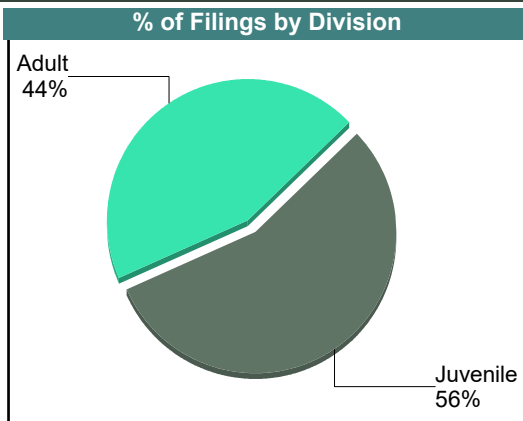
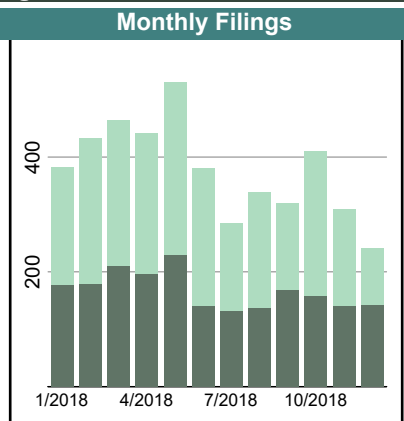
January 2018 thru December 2018

**Augusta**  
District: 25

		<u>Filings</u>	<u>Hearings</u>	<u>Transactions</u>	<u>Concluded</u>	<u>Cont</u>
<b><u>Adult</u></b>						
Non-Family Abuse Prot Order	AP	12	32	32	12	20
Bond Forfeiture	BF	10	30	30	14	16
Capias	CA	124	433	433	146	287
Felony	CF	120	440	440	141	299
Misdemeanor	CM	398	1,377	1,377	427	949
Crim Support	CS	1	1	1	1	-
Family Abuse - Prot Order	FP	179	440	440	177	262
Motion - Prot Order	MP	37	48	48	37	11
Other	OT	10	12	12	10	2
Violation of PO	PV	3	4	4	4	-
Remand Support	RS	23	23	23	23	-
Show Cause	SC	621	1,558	1,558	571	986
SL/Other	SL	12	14	14	13	1
Civil Support	VS	469	797	797	431	363
<b>Adult Total</b>		<b>2,019</b>	<b>5,209</b>	<b>5,209</b>	<b>2,007</b>	<b>3,196</b>

<b><u>Juvenile</u></b>						
Abuse or Neglect	AN	137	674	674	157	517
Non-Family Abuse Prot Order	AP	7	17	17	8	9
Capias	CA	0	4	4	1	3
Custody Relief	CR	3	9	9	4	5
Child in Need of Services	CS	20	74	74	20	54
Custody Visitation	CV	1,517	2,740	2,740	1,609	1,131
Felony	DF	39	296	296	52	244
Misdemeanor	DM	195	617	617	173	442
Emancipation	EP	0	1	1	1	-
Foster Care Review	FC	84	90	90	87	3
Family Abuse - Prot Order	FP	1	2	2	1	1
Initial Foster Care	IF	33	33	33	33	-
Motion - Prot Order	MP	66	86	86	64	22
Permanency	PH	31	34	34	31	3
Petition	PT	9	20	20	12	8
Remand Custody	RC	28	28	28	28	-
Child at Risk	RI	0	2	2	2	-
Remand Visitation	RV	27	27	27	27	-
Show Cause	SC	47	154	154	49	105
Status	ST	25	64	64	13	51
Traffic	T	200	421	421	193	224
Term Parental Rights	TP	8	20	20	15	5
Truancy	TR	41	151	151	42	109
Voluntary Continuing Services Agreement	VA	1	1	1	1	-
<b>Juvenile Total</b>		<b>2,519</b>	<b>5,565</b>	<b>5,565</b>	<b>2,623</b>	<b>2,936</b>

<b>Augusta Totals</b>		<b>4,538</b>	<b>10,774</b>	<b>10,774</b>	<b>4,630</b>	<b>6,132</b>
-----------------------	--	--------------	---------------	---------------	--------------	--------------

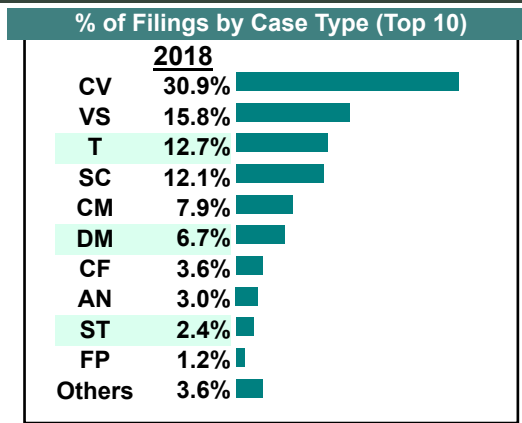
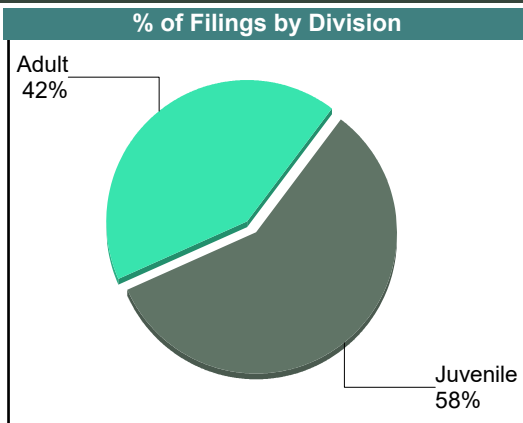
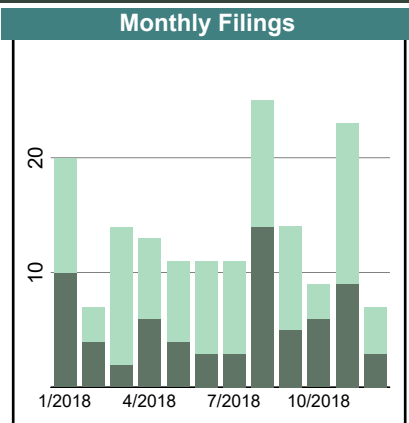


# CASELOAD STATISTICS OF THE JUVENILE & DOMESTIC RELATIONS COURTS

January 2018 thru December 2018

**Bath**  
District: 25

		<u>Filings</u>	<u>Hearings</u>	<u>Transactions</u>	<u>Concluded</u>	<u>Cont</u>
<b>Adult</b>						
Capias	CA	1	1	1	1	-
Felony	CF	6	14	14	5	9
Misdemeanor	CM	13	31	31	12	19
Family Abuse - Prot Order	FP	2	4	4	2	2
Motion - Prot Order	MP	1	1	1	1	-
Show Cause	SC	20	43	43	21	22
Civil Support	VS	26	66	66	32	34
<b>Adult Total</b>		<b>69</b>	<b>160</b>	<b>160</b>	<b>74</b>	<b>86</b>
<b>Juvenile</b>						
Abuse or Neglect	AN	5	13	13	4	9
Child in Need of Services	CS	0	1	1	1	-
Custody Visitation	CV	51	116	116	54	61
Misdemeanor	DM	11	18	18	10	8
Remand Custody	RC	2	2	2	2	-
Remand Visitation	RV	2	2	2	2	-
Status	ST	4	11	11	1	10
Traffic	T	21	32	35	21	14
<b>Juvenile Total</b>		<b>96</b>	<b>195</b>	<b>198</b>	<b>95</b>	<b>102</b>
<b>Bath Totals</b>		<b>165</b>	<b>355</b>	<b>358</b>	<b>169</b>	<b>188</b>



**CASELOAD STATISTICS OF THE JUVENILE & DOMESTIC RELATIONS COURTS**

January 2018 thru December 2018

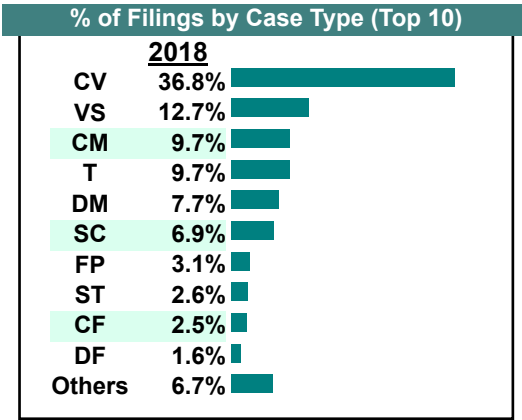
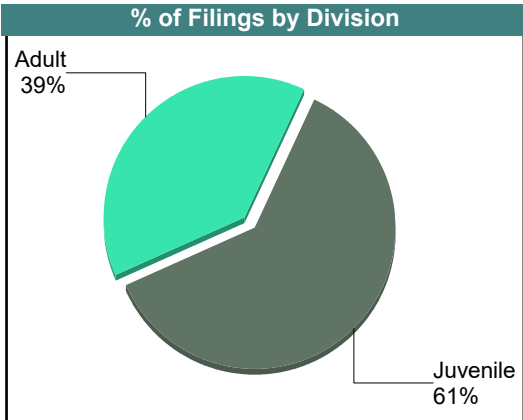
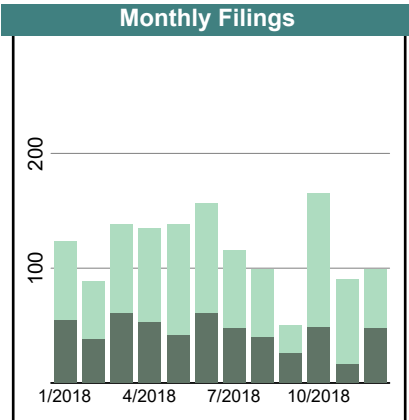
**Botetourt**

District: 25

		<u>Filings</u>	<u>Hearings</u>	<u>Transactions</u>	<u>Concluded</u>	<u>Cont</u>
<b>Adult</b>						
Non-Family Abuse Prot Order	AP	10	20	20	10	10
Capias	CA	16	44	44	16	28
Felony	CF	35	89	93	25	68
Misdemeanor	CM	135	559	559	163	388
Family Abuse - Prot Order	FP	43	94	94	45	49
Motion - Prot Order	MP	12	15	15	13	2
Other	OT	4	6	6	3	3
Protective Order	PC	1	2	2	1	1
Remand Support	RS	10	11	11	11	-
Show Cause	SC	95	302	302	83	201
Civil Support	VS	178	322	322	173	144
<b>Adult Total</b>		<b>539</b>	<b>1,464</b>	<b>1,468</b>	<b>543</b>	<b>894</b>

		<u>Filings</u>	<u>Hearings</u>	<u>Transactions</u>	<u>Concluded</u>	<u>Cont</u>
<b>Juvenile</b>						
Abuse or Neglect	AN	6	18	18	3	15
Non-Family Abuse Prot Order	AP	1	2	2	1	1
Custody Relief	CR	2	4	4	1	3
Child in Need of Services	CS	10	31	31	6	25
Custody Visitation	CV	514	934	934	468	463
Felony	DF	22	156	156	28	124
Misdemeanor	DM	108	601	602	131	464
Foster Care Review	FC	1	1	1	1	-
Initial Foster Care	IF	1	1	1	1	-
Motion - Prot Order	MP	2	3	3	2	1
Petition	PT	2	6	6	2	4
Remand Custody	RC	11	11	11	11	-
Child at Risk	RI	1	2	2	1	1
Show Cause	SC	2	6	6	1	3
Status	ST	37	153	153	34	118
Traffic	T	135	272	288	149	138
Truancy	TR	4	7	7	3	4
<b>Juvenile Total</b>		<b>859</b>	<b>2,208</b>	<b>2,225</b>	<b>843</b>	<b>1,364</b>

<b>Botetourt Totals</b>		<b>1,398</b>	<b>3,672</b>	<b>3,693</b>	<b>1,386</b>	<b>2,258</b>
-------------------------	--	--------------	--------------	--------------	--------------	--------------



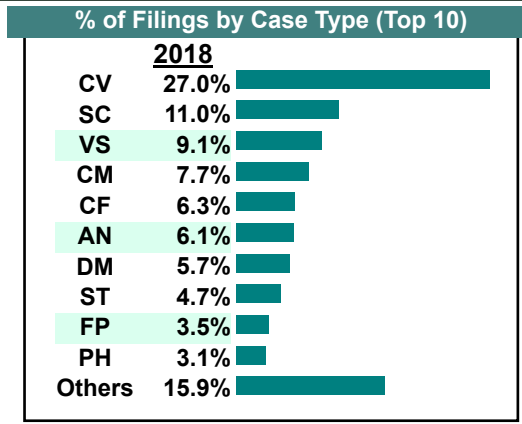
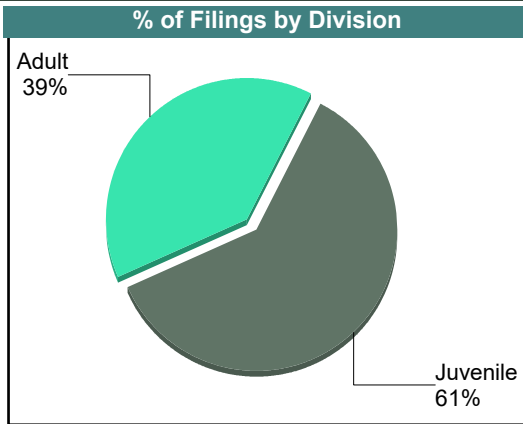
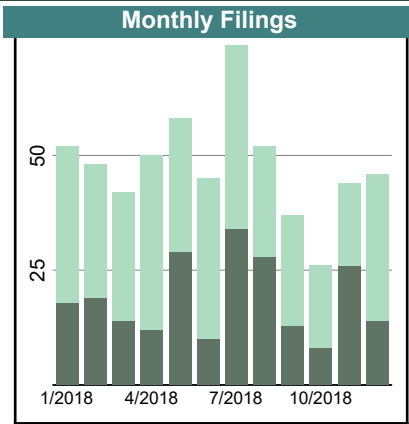
# CASELOAD STATISTICS OF THE JUVENILE & DOMESTIC RELATIONS COURTS

January 2018 thru December 2018

**Buena Vista**

District: 25

		<u>Filings</u>	<u>Hearings</u>	<u>Transactions</u>	<u>Concluded</u>	<u>Cont</u>
<b><u>Adult</u></b>						
Non-Family Abuse Prot Order	AP	3	6	6	3	3
Capias	CA	9	13	13	4	9
Felony	CF	36	95	95	32	63
Misdemeanor	CM	44	163	163	63	100
Family Abuse - Prot Order	FP	16	37	37	17	20
Motion - Prot Order	MP	3	3	3	3	-
Other	OT	3	4	4	3	1
Remand Support	RS	1	1	1	1	-
Show Cause	SC	58	146	146	50	96
Civil Support	VS	52	120	120	58	62
<b>Adult Total</b>		<b>225</b>	<b>588</b>	<b>588</b>	<b>234</b>	<b>354</b>
<b><u>Juvenile</u></b>						
Abuse or Neglect	AN	35	123	123	30	93
Non-Family Abuse Prot Order	AP	1	2	2	1	1
Child in Need of Services	CS	2	20	20	7	13
Custody Visitation	CV	155	318	318	168	150
Felony	DF	8	84	84	4	80
Misdemeanor	DM	33	198	198	37	161
Foster Care Review	FC	9	9	9	9	-
Family Abuse - Prot Order	FP	4	4	4	4	-
Initial Foster Care	IF	10	10	10	10	-
Motion - Prot Order	MP	9	9	9	9	-
Permanency	PH	18	18	18	18	-
Petition	PT	3	4	4	3	1
Remand Custody	RC	7	7	7	7	-
Remand Visitation	RV	5	5	5	5	-
Show Cause	SC	5	17	17	4	13
Status	ST	27	108	108	31	77
Traffic	T	16	31	32	17	15
Truancy	TR	2	2	2	1	1
<b>Juvenile Total</b>		<b>349</b>	<b>969</b>	<b>970</b>	<b>365</b>	<b>605</b>
<b>Buena Vista Totals</b>		<b>574</b>	<b>1,557</b>	<b>1,558</b>	<b>599</b>	<b>959</b>





# CASELOAD STATISTICS OF THE JUVENILE & DOMESTIC RELATIONS COURTS

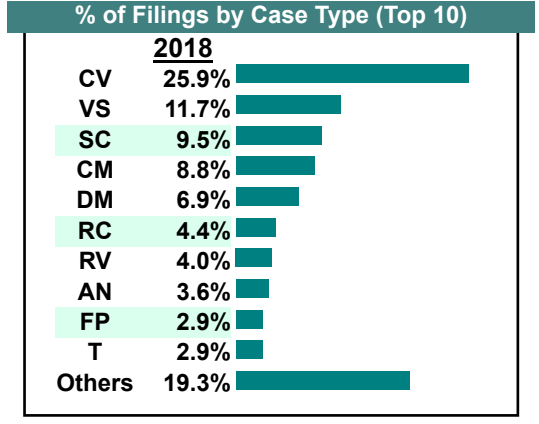
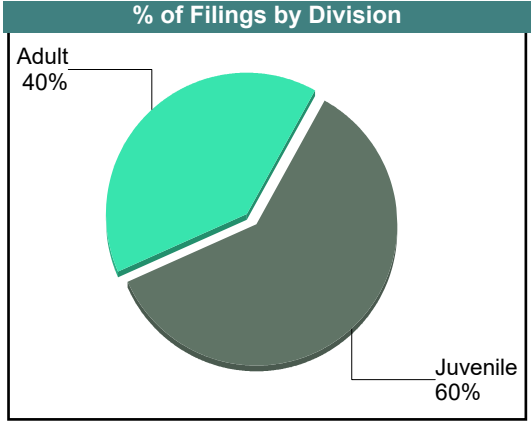
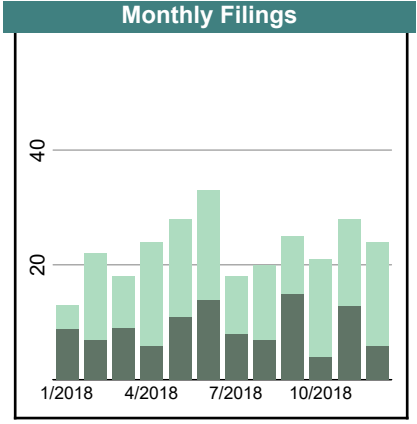
January 2018 thru December 2018

**Craig**  
District: 25

		<u>Filings</u>	<u>Hearings</u>	<u>Transactions</u>	<u>Concluded</u>	<u>Cont</u>
<b>Adult</b>						
Non-Family Abuse Prot Order	AP	4	8	8	4	4
Capias	CA	6	13	13	6	7
Felony	CF	2	7	7	4	3
Misdemeanor	CM	24	89	89	25	64
Family Abuse - Prot Order	FP	8	15	15	8	7
Motion - Prot Order	MP	3	3	3	3	-
Protective Order	PC	1	1	1	1	-
Remand Support	RS	3	3	3	3	-
Show Cause	SC	25	71	71	30	41
SL/Other	SL	1	1	1	1	-
Civil Support	VS	32	68	68	33	35
<b>Adult Total</b>		<b>109</b>	<b>279</b>	<b>279</b>	<b>118</b>	<b>161</b>

<b>Juvenile</b>						
Abuse or Neglect	AN	10	24	24	5	19
Custody Relief	CR	1	1	1	1	-
Child in Need of Services	CS	2	6	6	1	5
Custody Visitation	CV	71	144	144	78	66
Felony	DF	1	42	42	5	37
Misdemeanor	DM	19	81	81	21	60
Entrustment	ET	4	4	4	4	-
Foster Care Review	FC	4	5	5	5	-
Initial Foster Care	IF	5	5	5	5	-
Permanency	PH	6	6	6	6	-
Petition	PT	2	3	3	1	2
Remand Custody	RC	12	12	12	12	-
Remand Visitation	RV	11	11	11	11	-
Show Cause	SC	1	1	1	1	-
Status	ST	1	3	3	1	2
Traffic	T	8	6	8	7	1
Term Parental Rights	TP	2	4	4	2	2
Truancy	TR	5	19	19	5	14
<b>Juvenile Total</b>		<b>165</b>	<b>377</b>	<b>379</b>	<b>171</b>	<b>208</b>

<b>Craig Totals</b>		<b>274</b>	<b>656</b>	<b>658</b>	<b>289</b>	<b>369</b>
---------------------	--	------------	------------	------------	------------	------------



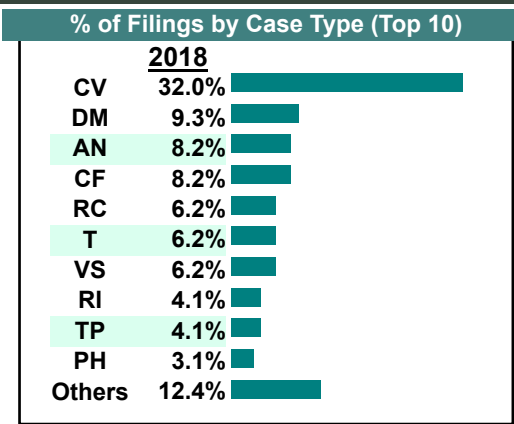
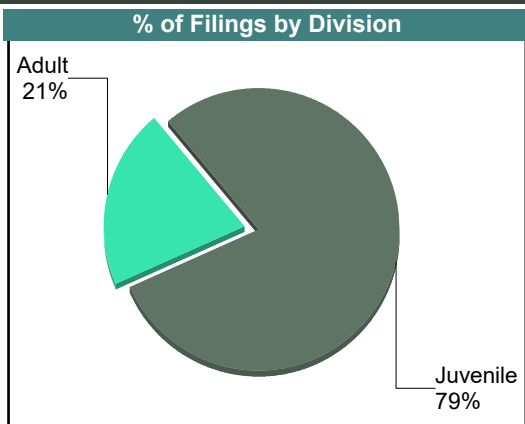
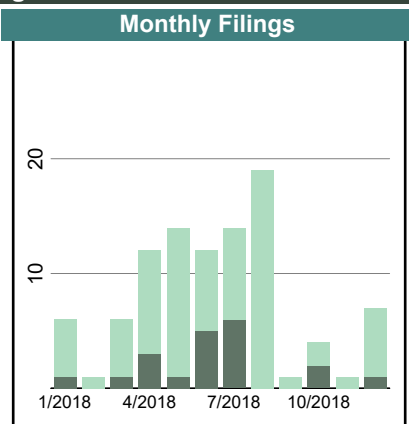
# CASELOAD STATISTICS OF THE JUVENILE & DOMESTIC RELATIONS COURTS

January 2018 thru December 2018

**Highland**

District: 25

		<u>Filings</u>	<u>Hearings</u>	<u>Transactions</u>	<u>Concluded</u>	<u>Cont</u>
<b>Adult</b>						
Felony	CF	8	16	16	8	8
Misdemeanor	CM	2	3	3	1	2
Family Abuse - Prot Order	FP	1	4	4	2	2
Remand Support	RS	1	1	1	1	-
Show Cause	SC	2	3	3	1	2
Civil Support	VS	6	28	28	9	19
<b>Adult Total</b>		<b>20</b>	<b>55</b>	<b>55</b>	<b>22</b>	<b>33</b>
<b>Juvenile</b>						
Abuse or Neglect	AN	8	22	22	8	14
Custody Visitation	CV	31	60	60	39	21
Felony	DF	1	21	21	6	15
Misdemeanor	DM	9	35	35	8	27
Entrustment	ET	2	2	2	2	-
Permanency	PH	3	5	5	3	2
Remand Custody	RC	6	6	6	6	-
Child at Risk	RI	4	14	14	4	10
Remand Visitation	RV	2	2	2	2	-
Show Cause	SC	1	8	8	2	6
Traffic	T	6	7	8	4	4
Term Parental Rights	TP	4	4	4	4	-
<b>Juvenile Total</b>		<b>77</b>	<b>186</b>	<b>187</b>	<b>88</b>	<b>99</b>
<b>Highland Totals</b>		<b>97</b>	<b>241</b>	<b>242</b>	<b>110</b>	<b>132</b>



# CASELOAD STATISTICS OF THE JUVENILE & DOMESTIC RELATIONS COURTS

January 2018 thru December 2018

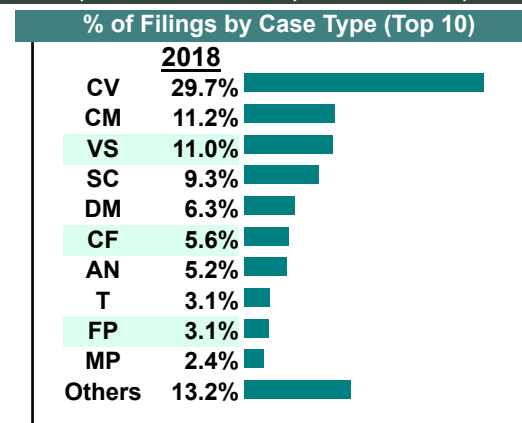
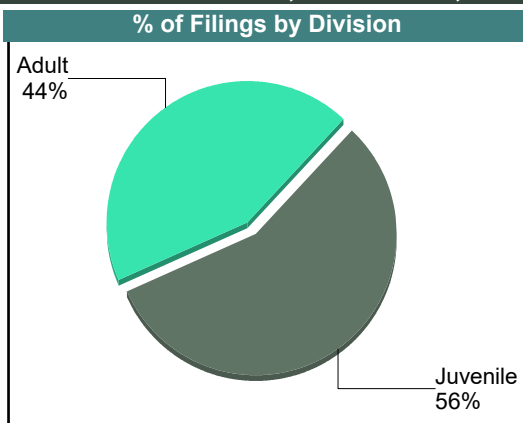
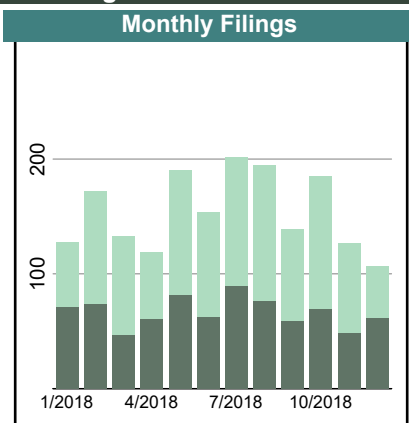
Rockbridge

District: 25

		<u>Filings</u>	<u>Hearings</u>	<u>Transactions</u>	<u>Concluded</u>	<u>Cont</u>
<b>Adult</b>						
Non-Family Abuse Prot Order	AP	5	9	9	5	4
Capias	CA	31	71	71	34	37
Felony	CF	103	319	319	96	223
Misdemeanor	CM	207	600	600	197	401
Family Abuse - Prot Order	FP	56	100	100	57	43
Motion - Prot Order	MP	10	11	11	9	2
Other	OT	0	4	4	4	-
Protective Order	PC	3	3	3	3	-
Violation of PO	PV	6	6	6	6	-
Remand Support	RS	5	5	5	5	-
Show Cause	SC	171	370	370	165	205
SL/Other	SL	6	6	6	6	-
Civil Support	VS	203	305	305	199	104
<b>Adult Total</b>		<b>806</b>	<b>1,809</b>	<b>1,809</b>	<b>786</b>	<b>1,019</b>

<b>Juvenile</b>						
Abuse or Neglect	AN	97	401	401	123	277
Child in Need of Services	CS	27	62	62	26	36
Custody Visitation	CV	550	963	963	575	379
Felony	DF	20	81	81	17	64
Misdemeanor	DM	116	352	353	87	266
Foster Care Review	FC	35	37	37	37	-
Family Abuse - Prot Order	FP	1	2	2	1	1
Initial Foster Care	IF	8	8	8	8	-
Motion - Prot Order	MP	34	39	39	35	3
Permanency	PH	21	21	21	21	-
Petition	PT	9	14	14	5	9
Remand Custody	RC	15	15	15	15	-
Child at Risk	RI	1	1	1	1	-
Remand Visitation	RV	9	9	9	9	-
Show Cause	SC	1	2	2	0	2
Status	ST	16	49	51	26	25
Traffic	T	58	117	122	54	68
Term Parental Rights	TP	4	7	7	3	4
Truancy	TR	23	49	49	18	31
<b>Juvenile Total</b>		<b>1,045</b>	<b>2,229</b>	<b>2,237</b>	<b>1,061</b>	<b>1,165</b>

<b>Rockbridge Totals</b>		<b>1,851</b>	<b>4,038</b>	<b>4,046</b>	<b>1,847</b>	<b>2,184</b>
--------------------------	--	--------------	--------------	--------------	--------------	--------------



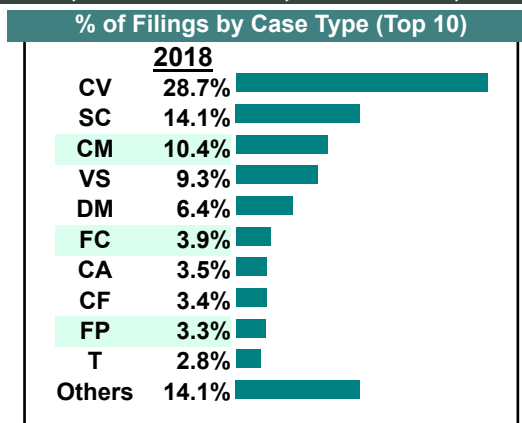
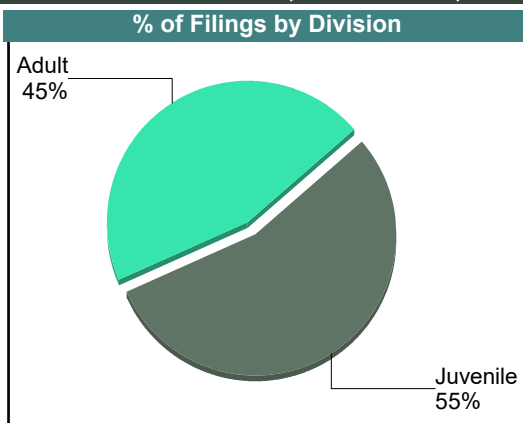
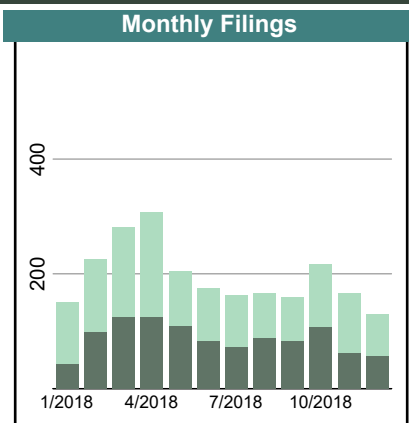
# CASELOAD STATISTICS OF THE JUVENILE & DOMESTIC RELATIONS COURTS

January 2018 thru December 2018

**Staunton**

District: 25

		<u>Filings</u>	<u>Hearings</u>	<u>Transactions</u>	<u>Concluded</u>	<u>Cont</u>
<b><u>Adult</u></b>						
Non-Family Abuse Prot Order	AP	7	18	18	7	11
Bond Forfeiture	BF	11	14	14	8	6
Capias	CA	82	262	262	79	183
Felony	CF	81	256	256	79	177
Misdemeanor	CM	244	792	792	260	532
Crim Support	CS	1	1	1	1	-
Family Abuse - Prot Order	FP	78	197	197	74	123
Motion - Prot Order	MP	11	14	14	11	3
Other	OT	7	10	10	6	4
Protective Order	PC	1	1	1	1	-
Show Cause	SC	319	794	794	247	547
SL/Other	SL	2	3	3	2	1
Civil Support	VS	219	324	324	191	133
<b>Adult Total</b>		<b>1,063</b>	<b>2,686</b>	<b>2,686</b>	<b>966</b>	<b>1,720</b>
<b><u>Juvenile</u></b>						
Abuse or Neglect	AN	57	286	286	66	220
Non-Family Abuse Prot Order	AP	5	17	17	7	10
Child in Need of Services	CS	8	23	23	3	20
Custody Visitation	CV	673	1,084	1,084	683	401
Felony	DF	28	112	112	17	95
Misdemeanor	DM	151	446	446	133	313
Foster Care Review	FC	92	92	92	92	-
Initial Foster Care	IF	27	28	28	27	1
Juv Support	JS	0	2	2	1	1
Motion - Prot Order	MP	20	25	25	19	6
Permanency	PH	49	49	49	49	-
Petition	PT	5	15	15	8	7
Remand Custody	RC	4	4	4	4	-
Show Cause	SC	13	36	36	11	25
Status	ST	4	15	15	4	11
Traffic	T	65	114	115	56	59
Term Parental Rights	TP	62	122	122	43	79
Truancy	TR	21	89	89	19	70
Voluntary Continuing Services Agreement	VA	2	2	2	2	-
<b>Juvenile Total</b>		<b>1,286</b>	<b>2,561</b>	<b>2,562</b>	<b>1,244</b>	<b>1,318</b>
<b>Staunton Totals</b>		<b>2,349</b>	<b>5,247</b>	<b>5,248</b>	<b>2,210</b>	<b>3,038</b>



# CASELOAD STATISTICS OF THE JUVENILE & DOMESTIC RELATIONS COURTS

January 2018 thru December 2018

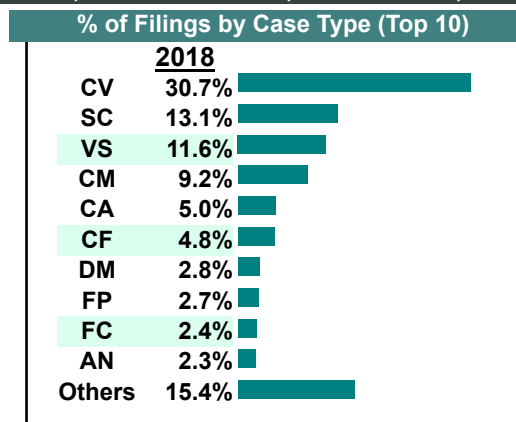
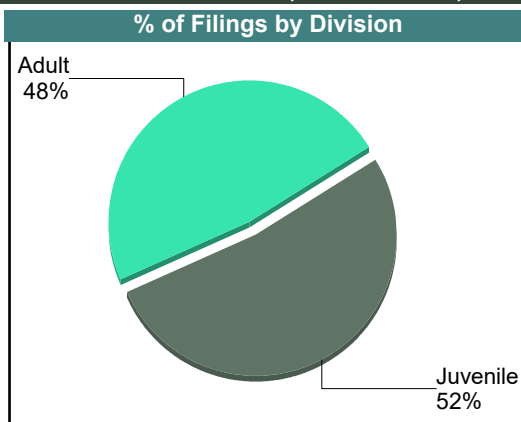
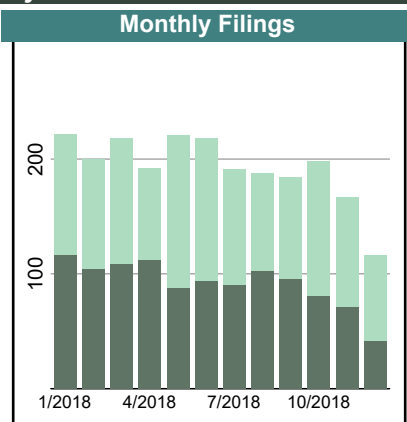
Waynesboro

District: 25

		<u>Filings</u>	<u>Hearings</u>	<u>Transactions</u>	<u>Concluded</u>	<u>Cont</u>
<b>Adult</b>						
Non-Family Abuse Prot Order	AP	2	2	2	1	1
Capias	CA	108	303	303	133	170
Felony	CF	111	300	301	105	196
Misdemeanor	CM	212	689	689	229	459
Family Abuse - Prot Order	FP	63	156	156	62	94
Motion - Prot Order	MP	10	10	10	10	-
Other	OT	7	8	8	7	1
Violation Fam Abuse PO	PS	1	1	1	1	-
Violation of PO	PV	10	10	10	10	-
Remand Support	RS	26	26	26	26	-
Show Cause	SC	282	990	990	318	665
SL/Other	SL	8	9	9	8	1
Civil Support	VS	269	481	481	256	222
<b>Adult Total</b>		<b>1,109</b>	<b>2,985</b>	<b>2,986</b>	<b>1,166</b>	<b>1,809</b>

<b>Juvenile</b>						
Abuse or Neglect	AN	54	203	203	49	154
Non-Family Abuse Prot Order	AP	2	4	4	2	2
Capias	CA	7	30	30	4	26
Custody Relief	CR	8	16	16	8	8
Child in Need of Services	CS	8	41	41	8	33
Custody Visitation	CV	711	1,406	1,406	750	653
Felony	DF	34	192	192	30	162
Misdemeanor	DM	64	575	575	88	485
Emancipation	EP	1	2	2	2	-
Foster Care Review	FC	55	56	56	55	1
Initial Foster Care	IF	33	36	36	33	3
Juv Support	JS	1	2	2	1	1
Motion - Prot Order	MP	17	28	28	17	11
Permanency	PH	16	16	16	16	-
Petition	PT	19	35	35	18	17
Remand Custody	RC	33	33	33	32	-
Remand Visitation	RV	33	33	33	33	-
Show Cause	SC	22	63	63	22	41
Status	ST	34	130	130	27	103
Traffic	T	26	47	48	24	24
Term Parental Rights	TP	10	14	14	10	4
Truancy	TR	18	99	99	19	80
<b>Juvenile Total</b>		<b>1,206</b>	<b>3,061</b>	<b>3,062</b>	<b>1,248</b>	<b>1,808</b>

<b>Waynesboro Totals</b>		<b>2,315</b>	<b>6,046</b>	<b>6,048</b>	<b>2,414</b>	<b>3,617</b>
--------------------------	--	--------------	--------------	--------------	--------------	--------------



Filings by Court & Division

		Alleghany	Augusta	Bath	Botetourt	Buena Vista	Craig	Highland	Rockbridge	Staunton	Waynesboro	Total	
A	Show Cause	148 9%	621 36%	20 1%	95 5%	58 3%	25 1%	2 0%	171 10%	319 18%	282 16%	1,741	
	Civil Support	211 13%	469 28%	26 2%	178 11%	52 3%	32 2%	6 0%	203 12%	219 13%	269 16%	1,665	
	Adult Misdemeanor	207 14%	398 27%	13 1%	135 9%	44 3%	24 2%	2 0%	207 14%	244 16%	212 14%	1,486	
	Adult Felony	58 10%	120 21%	6 1%	35 6%	36 6%	2 0%	8 1%	103 18%	81 14%	111 20%	560	
	Family Abuse - Prot Order	47 10%	179 36%	2 0%	43 9%	16 3%	8 2%	1 0%	56 11%	78 16%	63 13%	493	
	Capias	18 5%	124 31%	1 0%	16 4%	9 2%	6 2%	- 0%	31 8%	82 21%	108 27%	395	
	Remand Support	26 27%	23 24%	- 0%	10 11%	1 1%	3 3%	1 1%	5 5%	- 0%	26 27%	95	
	Motion - Prot Order	3 3%	37 41%	1 1%	12 13%	3 3%	3 3%	- 0%	10 11%	11 12%	10 11%	90	
	Non-Family Abuse Prot Order	5 10%	12 25%	- 0%	10 21%	3 6%	4 8%	- 0%	5 10%	7 15%	2 4%	48	
	SL/Other	5 15%	12 35%	- 0%	- 0%	- 0%	1 3%	- 0%	6 18%	2 6%	8 24%	34	
	Other	1 3%	10 31%	- 0%	4 13%	3 9%	- 0%	- 0%	- 0%	7 22%	7 22%	32	
	Bond Forfeiture	- 0%	10 48%	- 0%	- 0%	- 0%	- 0%	- 0%	- 0%	11 52%	- 0%	21	
	Violation of PO	- 0%	3 16%	- 0%	- 0%	- 0%	- 0%	- 0%	6 32%	- 0%	10 53%	19	
	Protective Order	- 0%	- 0%	- 0%	1 17%	- 0%	1 17%	- 0%	3 50%	1 17%	- 0%	6	
	Criminal Support	- 0%	1 50%	- 0%	- 0%	- 0%	- 0%	- 0%	- 0%	1 50%	- 0%	2	
	Violation Fam Abuse PO	- 0%	- 0%	- 0%	- 0%	- 0%	- 0%	- 0%	- 0%	- 0%	1 100%	1	
	<b>Total</b>		729	2,019	69	539	225	109	20	806	1,063	1,109	6,688
			11%	30%	1%	8%	3%	2%	0%	12%	16%	17%	
	J	Custody Visitation	547 11%	1,517 31%	51 1%	514 11%	155 3%	71 1%	31 1%	550 11%	673 14%	711 15%	4,820
		Delinquency	117 12%	234 24%	11 1%	130 13%	41 4%	20 2%	10 1%	136 14%	179 18%	98 10%	976
Traffic		44 8%	200 35%	21 4%	135 23%	16 3%	8 1%	6 1%	58 10%	65 11%	26 4%	579	
Abuse or Neglect		37 8%	137 31%	5 1%	6 1%	35 8%	10 2%	8 2%	97 22%	57 13%	54 12%	446	
Foster Care Review		9 3%	84 29%	- 0%	1 0%	9 3%	4 1%	- 0%	35 12%	92 32%	55 19%	289	
Status Offense/Other		37 20%	25 14%	4 2%	37 20%	27 15%	1 1%	- 0%	16 9%	4 2%	34 18%	185	
Remand Custody		41 26%	28 18%	2 1%	11 7%	7 4%	12 8%	6 4%	15 9%	4 3%	33 21%	159	

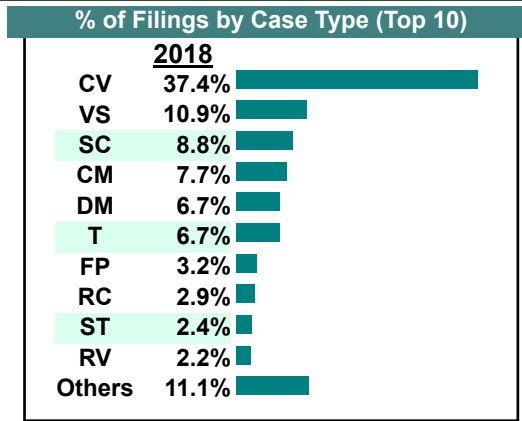
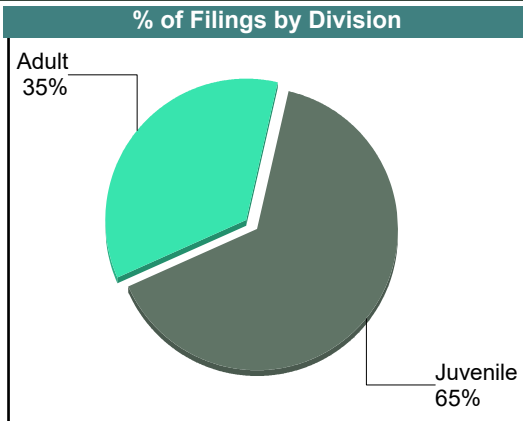
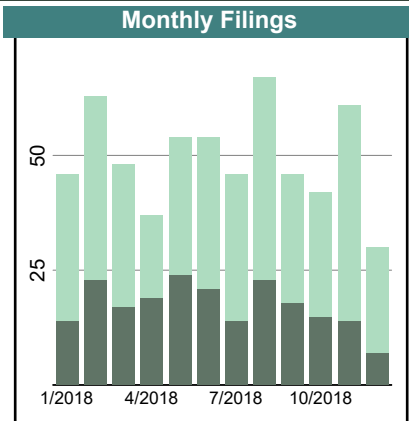
	Alleghany	Augusta	Bath	Botetourt	Buena Vista	Craig	Highland	Rockbridge	Staunton	Waynesboro	Total	
<b>J</b>	<b>Permanency</b>	12	31	-	-	18	6	3	21	49	16	<b>156</b>
		8%	20%	0%	0%	12%	4%	2%	13%	31%	10%	
	<b>Motion - Prot Order</b>	1	66	-	2	9	-	-	34	20	17	<b>149</b>
		1%	44%	0%	1%	6%	0%	0%	23%	13%	11%	
	<b>Initial Foster Care</b>	14	33	-	1	10	5	-	8	27	33	<b>131</b>
		11%	25%	0%	1%	8%	4%	0%	6%	21%	25%	
	<b>Show Cause</b>	27	47	-	2	5	1	1	1	13	22	<b>119</b>
		23%	39%	0%	2%	4%	1%	1%	1%	11%	18%	
	<b>Truancy</b>	2	41	-	4	2	5	-	23	21	18	<b>116</b>
		2%	35%	0%	3%	2%	4%	0%	20%	18%	16%	
	<b>Term Parental Rights</b>	4	8	-	-	-	2	4	4	62	10	<b>94</b>
		4%	9%	0%	0%	0%	2%	4%	4%	66%	11%	
	<b>Remand Visitation</b>	2	27	2	-	5	11	2	9	-	33	<b>91</b>
		2%	30%	2%	0%	5%	12%	2%	10%	0%	36%	
	<b>Child in Need of Services</b>	8	20	-	10	2	2	-	27	8	8	<b>85</b>
		9%	24%	0%	12%	2%	2%	0%	32%	9%	9%	
	<b>Paternity</b>	9	9	-	2	3	2	-	9	5	19	<b>58</b>
		16%	16%	0%	3%	5%	3%	0%	16%	9%	33%	
	<b>Custody Relief</b>	10	3	-	2	-	1	-	-	-	8	<b>24</b>
		42%	13%	0%	8%	0%	4%	0%	0%	0%	33%	
	<b>Non-Family Abuse Prot Order</b>	5	7	-	1	1	-	-	-	5	2	<b>21</b>
		24%	33%	0%	5%	5%	0%	0%	0%	24%	10%	
	<b>Entrustment</b>	2	-	-	-	-	4	2	-	-	-	<b>8</b>
		25%	0%	0%	0%	0%	50%	25%	0%	0%	0%	
	<b>Capias</b>	-	-	-	-	-	-	-	-	-	7	<b>7</b>
		0%	0%	0%	0%	0%	0%	0%	0%	0%	100%	
	<b>Child at Risk</b>	-	-	-	1	-	-	4	1	-	-	<b>6</b>
		0%	0%	0%	17%	0%	0%	67%	17%	0%	0%	
	<b>Family Abuse - Prot Order</b>	-	1	-	-	4	-	-	1	-	-	<b>6</b>
		0%	17%	0%	0%	67%	0%	0%	17%	0%	0%	
	<b>Emancipation</b>	4	-	-	-	-	-	-	-	-	1	<b>5</b>
		80%	0%	0%	0%	0%	0%	0%	0%	0%	20%	
	<b>Voluntary Continuing</b>	1	1	-	-	-	-	-	-	2	-	<b>4</b>
		25%	25%	0%	0%	0%	0%	0%	0%	50%	0%	
	<b>Juv Support</b>	-	-	-	-	-	-	-	-	-	1	<b>1</b>
		0%	0%	0%	0%	0%	0%	0%	0%	0%	100%	
<b>Total</b>		933	2,519	96	859	349	165	77	1,045	1,286	1,206	<b>8,535</b>
		11%	30%	1%	10%	4%	2%	1%	12%	15%	14%	
<b>Total</b>		1,662	4,538	165	1,398	574	274	97	1,851	2,349	2,315	15,223
		11%	30%	1%	9%	4%	2%	1%	12%	15%	15%	

# CASELOAD STATISTICS OF THE JUVENILE & DOMESTIC RELATIONS COURTS

January 2018 thru December 2018

**Clarke**  
District: 26

		<u>Filings</u>	<u>Hearings</u>	<u>Transactions</u>	<u>Concluded</u>	<u>Cont</u>
<b>Adult</b>						
Non-Family Abuse Prot Order	AP	1	2	2	1	1
Capias	CA	7	29	29	13	15
Felony	CF	8	23	23	7	16
Misdemeanor	CM	46	115	115	44	71
Family Abuse - Prot Order	FP	19	45	45	21	24
Remand Support	RS	12	12	12	11	-
Show Cause	SC	50	120	120	56	64
SL/Other	SL	1	1	1	1	-
Civil Support	VS	65	171	171	59	110
<b>Adult Total</b>		<b>209</b>	<b>518</b>	<b>518</b>	<b>213</b>	<b>301</b>
<b>Juvenile</b>						
Abuse or Neglect	AN	9	27	27	10	17
Custody Visitation	CV	222	529	529	202	326
Felony	DF	10	34	34	8	26
Misdemeanor	DM	40	127	127	44	83
Foster Care Review	FC	4	4	4	4	-
Initial Foster Care	IF	1	1	1	1	-
Motion - Prot Order	MP	2	2	2	2	-
Permanency	PH	2	2	2	2	-
Petition	PT	7	14	14	8	5
Remand Custody	RC	17	17	17	17	-
Child at Risk	RI	1	3	3	1	2
Remand Visitation	RV	13	13	13	13	-
Show Cause	SC	2	4	4	1	3
Status	ST	14	17	17	10	7
Traffic	T	40	51	70	41	29
Voluntary Continuing Services Agreement	VA	1	1	1	1	-
<b>Juvenile Total</b>		<b>385</b>	<b>846</b>	<b>865</b>	<b>365</b>	<b>498</b>
<b>Clarke Totals</b>		<b>594</b>	<b>1,364</b>	<b>1,383</b>	<b>578</b>	<b>799</b>





# CASELOAD STATISTICS OF THE JUVENILE & DOMESTIC RELATIONS COURTS

January 2018 thru December 2018

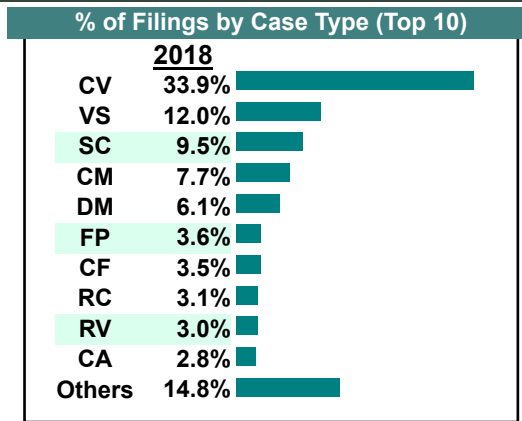
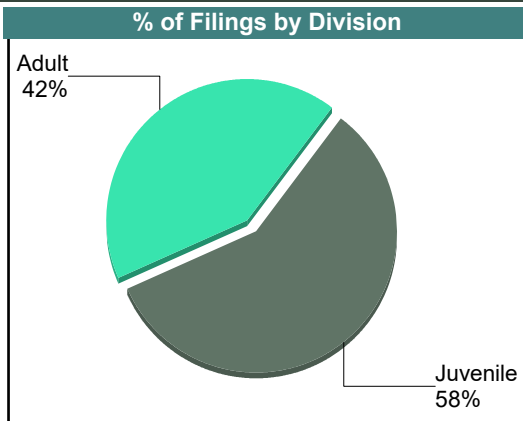
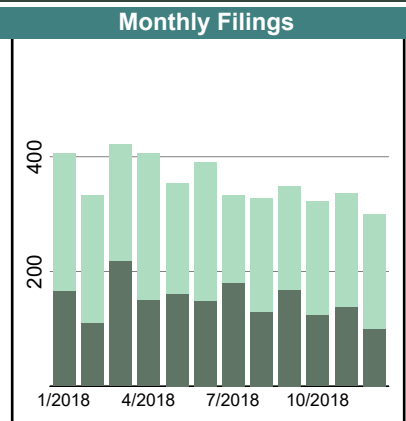
**Frederick**

District: 26

		<u>Filings</u>	<u>Hearings</u>	<u>Transactions</u>	<u>Concluded</u>	<u>Cont</u>
<b>Adult</b>						
Non-Family Abuse Prot Order	AP	16	43	43	17	26
Capias	CA	120	320	320	136	184
Felony	CF	148	357	376	123	252
Misdemeanor	CM	328	929	929	301	627
Family Abuse - Prot Order	FP	150	338	338	158	180
Motion - Prot Order	MP	15	19	19	14	5
Protective Order	PC	3	4	4	3	1
Violation of PO	PV	2	2	2	2	-
Remand Support	RS	90	91	91	90	1
Show Cause	SC	402	980	980	443	537
SL/Other	SL	9	11	11	10	1
Civil Support	VS	515	1,060	1,060	526	534
<b>Adult Total</b>		<b>1,798</b>	<b>4,154</b>	<b>4,173</b>	<b>1,823</b>	<b>2,348</b>

<b>Juvenile</b>						
Abuse or Neglect	AN	54	150	150	50	100
Non-Family Abuse Prot Order	AP	16	27	27	15	12
Capias	CA	0	1	1	1	-
Custody Relief	CR	1	4	4	1	3
Child in Need of Services	CS	4	13	13	3	10
Custody Visitation	CV	1,452	3,340	3,340	1,499	1,841
Felony	DF	92	321	321	61	256
Misdemeanor	DM	263	789	789	252	531
Entrustment	ET	3	13	13	6	7
Foster Care Review	FC	31	33	33	31	2
Family Abuse - Prot Order	FP	2	2	2	2	-
Initial Foster Care	IF	27	37	37	25	12
Motion - Prot Order	MP	31	31	31	31	-
Permanency	PH	19	31	31	21	10
Petition	PT	75	140	140	81	59
Remand Custody	RC	131	131	131	131	-
Child at Risk	RI	6	13	13	8	5
Remand Visitation	RV	129	129	129	129	-
Show Cause	SC	5	15	15	4	11
Status	ST	22	31	31	24	7
Traffic	T	87	81	120	88	31
Term Parental Rights	TP	8	17	17	10	7
Truancy	TR	20	30	30	21	9
Voluntary Continuing Services Agreement	VA	2	2	2	2	-
<b>Juvenile Total</b>		<b>2,480</b>	<b>5,381</b>	<b>5,420</b>	<b>2,496</b>	<b>2,913</b>

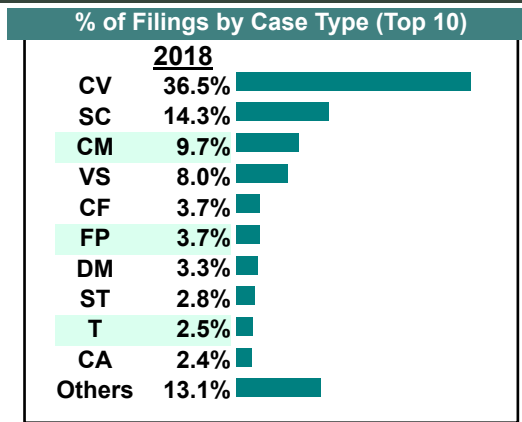
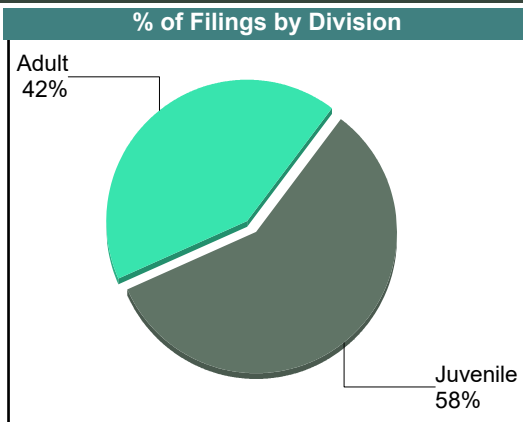
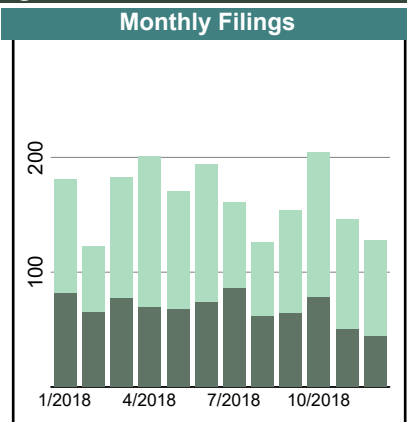
<b>Frederick Totals</b>		<b>4,278</b>	<b>9,535</b>	<b>9,593</b>	<b>4,319</b>	<b>5,261</b>
-------------------------	--	--------------	--------------	--------------	--------------	--------------



		Filings	Hearings	Transactions	Concluded	Cont
<b>Adult</b>						
Non-Family Abuse Prot Order	AP	10	22	22	10	12
Capias	CA	47	146	146	56	90
Felony	CF	73	279	279	73	206
Misdemeanor	CM	191	615	615	190	425
Family Abuse - Prot Order	FP	72	179	179	73	106
Motion - Prot Order	MP	4	5	5	5	-
Other	OT	2	4	4	3	1
Protective Order	PC	3	3	3	3	-
Violation of PO	PV	1	1	1	1	-
Remand Support	RS	4	4	4	4	-
Show Cause	SC	261	578	578	246	332
SL/Other	SL	1	1	1	1	-
Civil Support	VS	158	324	324	149	175
<b>Adult Total</b>		<b>827</b>	<b>2,161</b>	<b>2,161</b>	<b>814</b>	<b>1,347</b>

<b>Juvenile</b>						
Abuse or Neglect	AN	22	85	85	23	62
Non-Family Abuse Prot Order	AP	6	12	12	5	7
Capias	CA	0	1	1	1	-
Custody Relief	CR	3	4	4	3	1
Custody Visitation	CV	719	1,759	1,759	679	1,079
Felony	DF	13	86	86	17	69
Misdemeanor	DM	66	170	170	74	95
Entrustment	ET	18	48	48	27	21
Foster Care Review	FC	24	27	27	24	3
Family Abuse - Prot Order	FP	1	1	1	1	-
Initial Foster Care	IF	15	17	17	15	2
Motion - Prot Order	MP	1	1	1	1	-
Permanency	PH	19	20	20	19	1
Petition	PT	17	30	30	13	17
Remand Custody	RC	42	42	42	42	-
Remand Visitation	RV	42	42	42	42	-
Show Cause	SC	21	49	49	29	20
Status	ST	55	88	88	57	31
Traffic	T	50	94	99	55	44
Term Parental Rights	TP	6	18	18	6	12
Truancy	TR	5	9	9	3	6
<b>Juvenile Total</b>		<b>1,145</b>	<b>2,603</b>	<b>2,608</b>	<b>1,136</b>	<b>1,470</b>

<b>Page Totals</b>		<b>1,972</b>	<b>4,764</b>	<b>4,769</b>	<b>1,950</b>	<b>2,817</b>
--------------------	--	--------------	--------------	--------------	--------------	--------------



# CASELOAD STATISTICS OF THE JUVENILE & DOMESTIC RELATIONS COURTS

January 2018 thru December 2018


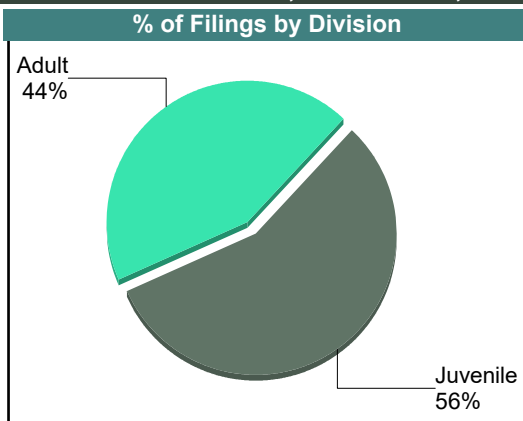
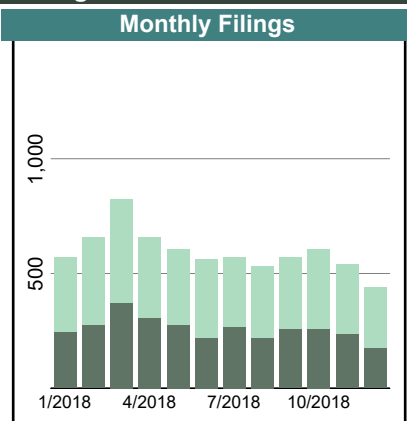
Rockingham

District: 26

		<u>Filings</u>	<u>Hearings</u>	<u>Transactions</u>	<u>Concluded</u>	<u>Cont</u>
<b><u>Adult</u></b>						
Non-Family Abuse Prot Order	AP	11	18	18	6	12
Capias	CA	286	993	993	341	652
Felony	CF	409	1,630	1,630	436	1,194
Misdemeanor	CM	703	2,221	2,221	675	1,546
Crim Support	CS	1	3	3	1	2
Family Abuse - Prot Order	FP	276	570	570	268	301
Motion - Prot Order	MP	44	76	76	45	31
Other	OT	12	25	25	10	15
Protective Order	PC	2	3	3	2	1
Violation Fam Abuse PO	PS	2	5	5	0	5
Violation of PO	PV	34	34	34	34	-
Remand Support	RS	32	32	32	32	-
Show Cause	SC	593	1,367	1,367	641	726
SL/Other	SL	10	11	11	10	1
Civil Support	VS	706	1,619	1,619	713	903
<b>Adult Total</b>		<b>3,121</b>	<b>8,607</b>	<b>8,607</b>	<b>3,214</b>	<b>5,389</b>

<b><u>Juvenile</u></b>						
Abuse or Neglect	AN	293	1,116	1,116	215	901
Non-Family Abuse Prot Order	AP	14	45	45	16	29
Capias	CA	17	55	55	22	33
Custody Relief	CR	9	17	17	8	9
Child in Need of Services	CS	9	32	32	9	23
Custody Visitation	CV	1,964	5,801	5,801	1,966	3,835
Felony	DF	74	351	351	99	252
Misdemeanor	DM	413	973	974	430	544
Entrustment	ET	6	8	8	6	2
Foster Care Review	FC	100	108	108	101	7
Family Abuse - Prot Order	FP	2	3	3	2	1
Initial Foster Care	IF	64	65	65	64	1
Juv Support	JS	1	4	4	2	2
Motion - Prot Order	MP	91	180	180	65	115
Permanency	PH	162	179	179	161	18
Petition	PT	60	183	183	61	122
Remand Custody	RC	89	89	89	89	-
Remand Visitation	RV	81	81	81	81	-
Show Cause	SC	33	93	93	43	50
Status	ST	29	46	46	31	15
Traffic	T	351	503	532	352	180
Term Parental Rights	TP	63	113	113	69	44
Truancy	TR	72	166	166	78	88
Voluntary Continuing Services Agreement	VA	20	20	20	20	-
<b>Juvenile Total</b>		<b>4,017</b>	<b>10,231</b>	<b>10,261</b>	<b>3,990</b>	<b>6,271</b>

<b>Rockingham Totals</b>		<b>7,138</b>	<b>18,838</b>	<b>18,868</b>	<b>7,204</b>	<b>11,660</b>
--------------------------	--	--------------	---------------	---------------	--------------	---------------



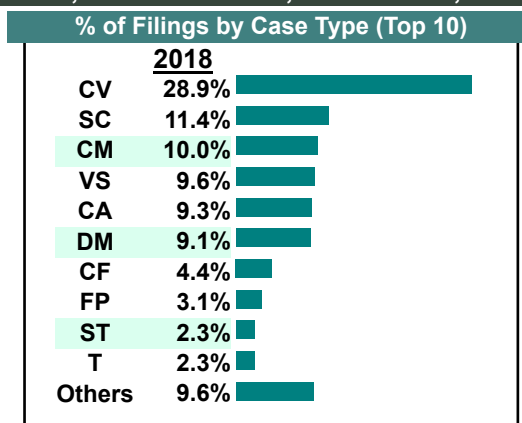
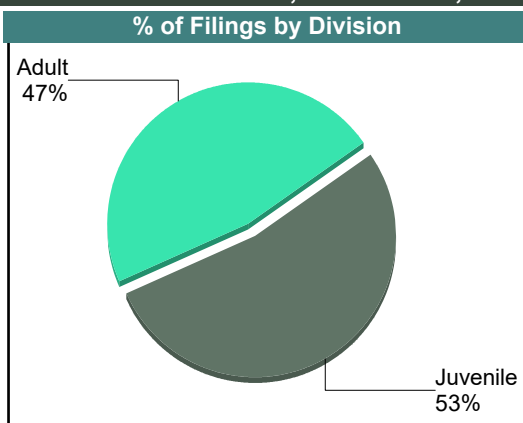
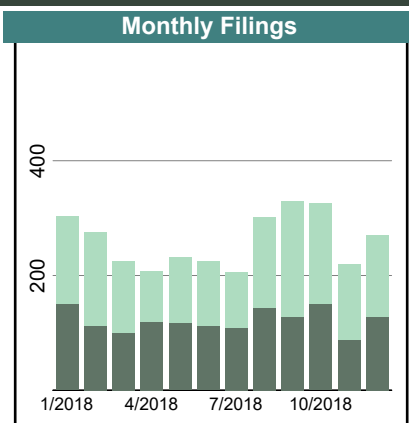
# CASELOAD STATISTICS OF THE JUVENILE & DOMESTIC RELATIONS COURTS

January 2018 thru December 2018

Shenandoah

District: 26

		<u>Filings</u>	<u>Hearings</u>	<u>Transactions</u>	<u>Concluded</u>	<u>Cont</u>
<b>Adult</b>						
Non-Family Abuse Prot Order	AP	7	8	8	7	1
Capias	CA	286	475	475	292	183
Felony	CF	137	473	481	126	355
Misdemeanor	CM	313	940	941	309	632
Family Abuse - Prot Order	FP	98	206	206	99	107
Motion - Prot Order	MP	31	32	32	31	1
Other	OT	5	5	5	5	-
Protective Order	PC	2	4	4	2	2
Violation of PO	PV	1	1	1	1	-
Remand Support	RS	13	13	13	13	-
Show Cause	SC	262	553	553	290	263
SL/Other	SL	6	6	6	6	-
Civil Support	VS	299	565	565	291	274
<b>Adult Total</b>		<b>1,460</b>	<b>3,281</b>	<b>3,290</b>	<b>1,472</b>	<b>1,818</b>
<b>Juvenile</b>						
Abuse or Neglect	AN	45	156	156	46	110
Non-Family Abuse Prot Order	AP	3	5	5	3	2
Capias	CA	3	8	8	5	3
Child in Need of Services	CS	22	42	42	17	25
Custody Visitation	CV	901	2,000	2,000	908	1,092
Felony	DF	37	147	147	32	115
Misdemeanor	DM	285	825	826	288	537
Entrustment	ET	2	2	2	1	1
Foster Care Review	FC	6	6	6	6	-
Initial Foster Care	IF	3	3	3	3	-
Motion - Prot Order	MP	11	19	19	8	11
Permanency	PH	5	5	5	5	-
Petition	PT	23	55	55	25	30
Remand Custody	RC	26	26	26	26	-
Remand Visitation	RV	26	26	26	26	-
Show Cause	SC	93	209	209	77	132
Status	ST	72	172	174	77	97
Traffic	T	71	103	114	69	45
Truancy	TR	23	45	45	21	24
Voluntary Continuing Services Agreement	VA	1	1	1	1	-
<b>Juvenile Total</b>		<b>1,658</b>	<b>3,855</b>	<b>3,869</b>	<b>1,644</b>	<b>2,224</b>
<b>Shenandoah Totals</b>		<b>3,118</b>	<b>7,136</b>	<b>7,159</b>	<b>3,116</b>	<b>4,042</b>



# CASELOAD STATISTICS OF THE JUVENILE & DOMESTIC RELATIONS COURTS

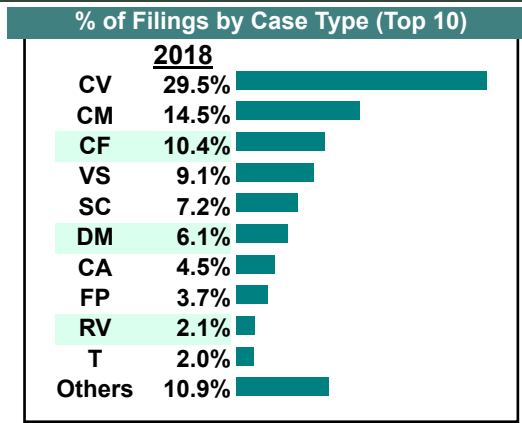
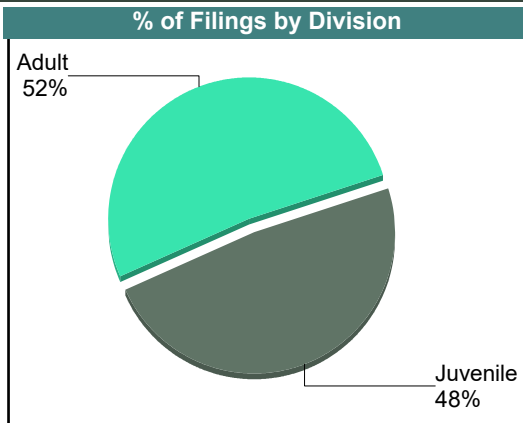
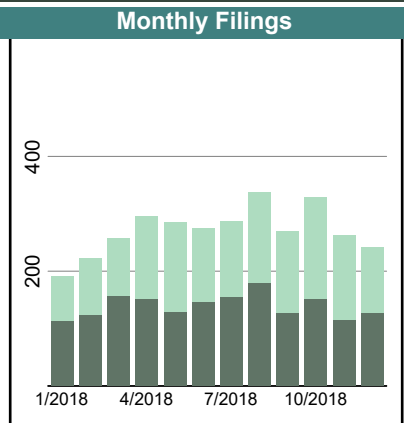
January 2018 thru December 2018

**Warren**  
District: 26

		<u>Filings</u>	<u>Hearings</u>	<u>Transactions</u>	<u>Concluded</u>	<u>Cont</u>
<b><u>Adult</u></b>						
Non-Family Abuse Prot Order	AP	7	18	18	8	10
Bond Forfeiture	BF	1	1	1	1	-
Capias	CA	142	233	233	143	90
Felony	CF	338	715	715	366	349
Misdemeanor	CM	471	1,132	1,132	422	710
Family Abuse - Prot Order	FP	120	275	275	115	160
Motion - Prot Order	MP	30	40	40	31	9
Other	OT	3	3	3	3	-
Violation of PO	PV	6	6	6	6	-
Remand Support	RS	38	38	38	38	-
Show Cause	SC	227	482	482	233	249
SL/Other	SL	6	6	6	6	-
Civil Support	VS	295	548	548	315	233
<b>Adult Total</b>		<b>1,684</b>	<b>3,497</b>	<b>3,497</b>	<b>1,687</b>	<b>1,810</b>

<b><u>Juvenile</u></b>						
Abuse or Neglect	AN	8	35	35	12	23
Non-Family Abuse Prot Order	AP	8	22	22	5	17
Capias	CA	5	12	12	4	8
Custody Relief	CR	1	1	1	0	1
Child in Need of Services	CS	2	15	15	4	11
Custody Visitation	CV	960	2,045	2,045	1,030	1,015
Felony	DF	37	203	203	42	161
Misdemeanor	DM	197	624	624	180	444
Emancipation	EP	1	1	1	1	-
Entrustment	ET	4	5	5	4	1
Foster Care Review	FC	16	17	17	16	1
Family Abuse - Prot Order	FP	1	3	3	1	2
Initial Foster Care	IF	7	7	7	7	-
Motion - Prot Order	MP	4	4	4	4	-
Permanency	PH	11	12	12	12	-
Petition	PT	40	75	75	33	42
Remand Custody	RC	63	63	63	63	-
Child at Risk	RI	2	4	4	0	4
Remand Visitation	RV	70	70	70	70	-
Show Cause	SC	9	69	69	12	57
Status	ST	18	34	34	19	15
Traffic	T	66	83	98	72	26
Term Parental Rights	TP	1	5	5	4	1
Truancy	TR	41	152	152	36	116
<b>Juvenile Total</b>		<b>1,572</b>	<b>3,561</b>	<b>3,576</b>	<b>1,631</b>	<b>1,945</b>

<b>Warren Totals</b>		<b>3,256</b>	<b>7,058</b>	<b>7,073</b>	<b>3,318</b>	<b>3,755</b>
----------------------	--	--------------	--------------	--------------	--------------	--------------



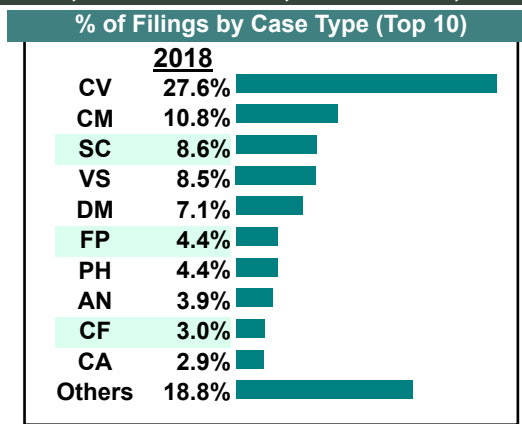
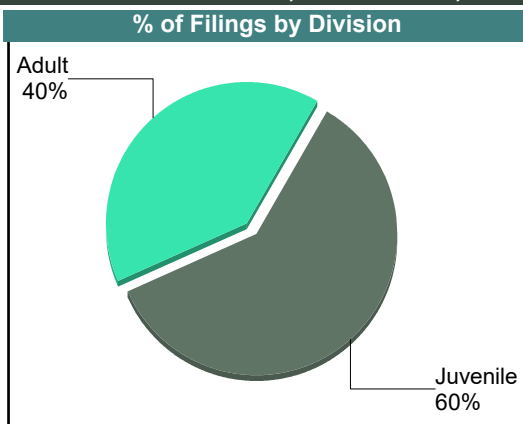
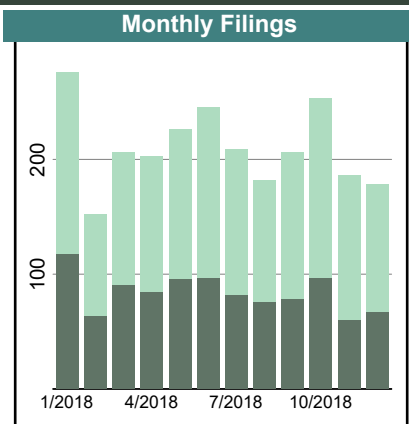
# CASELOAD STATISTICS OF THE JUVENILE & DOMESTIC RELATIONS COURTS

January 2018 thru December 2018

**Winchester**

District: 26

		<u>Filings</u>	<u>Hearings</u>	<u>Transactions</u>	<u>Concluded</u>	<u>Cont</u>
<b><u>Adult</u></b>						
Non-Family Abuse Prot Order	AP	4	13	13	6	7
Bond Forfeiture	BF	3	6	6	3	3
Capias	CA	66	177	177	74	103
Felony	CF	75	212	216	85	131
Misdemeanor	CM	272	803	804	283	521
Family Abuse - Prot Order	FP	111	242	242	109	133
Motion - Prot Order	MP	7	7	7	7	-
Protective Order	PC	5	5	5	5	-
Violation of PO	PV	7	7	7	7	-
Remand Support	RS	27	27	27	27	-
Show Cause	SC	216	544	544	239	302
SL/Other	SL	5	7	7	5	2
Civil Support	VS	214	461	461	229	232
<b>Adult Total</b>		<b>1,012</b>	<b>2,511</b>	<b>2,516</b>	<b>1,079</b>	<b>1,434</b>
<b><u>Juvenile</u></b>						
Abuse or Neglect	AN	98	331	331	101	230
Non-Family Abuse Prot Order	AP	7	12	12	7	5
Capias	CA	7	18	18	7	11
Child in Need of Services	CS	1	2	2	1	1
Custody Visitation	CV	697	1,603	1,603	700	903
Felony	DF	43	157	157	36	121
Misdemeanor	DM	179	660	660	218	442
Entrustment	ET	2	5	5	3	2
Foster Care Review	FC	51	51	51	51	-
Family Abuse - Prot Order	FP	1	1	1	1	-
Initial Foster Care	IF	32	32	32	32	-
Motion - Prot Order	MP	51	59	59	51	8
Permanency	PH	112	151	151	108	42
Petition	PT	53	107	107	62	45
Remand Custody	RC	31	31	31	31	-
Child at Risk	RI	21	50	50	18	32
Remand Visitation	RV	30	30	30	30	-
Status	ST	13	25	25	15	10
Traffic	T	36	34	53	40	13
Term Parental Rights	TP	23	49	49	22	27
Truancy	TR	22	31	31	21	10
<b>Juvenile Total</b>		<b>1,510</b>	<b>3,439</b>	<b>3,458</b>	<b>1,555</b>	<b>1,902</b>
<b>Winchester Totals</b>		<b>2,522</b>	<b>5,950</b>	<b>5,974</b>	<b>2,634</b>	<b>3,336</b>



Filings by Court & Division

	Clarke	Frederick	Page	Rocking ham	Shenando ah	Warren	Winchest er	Total
<b>A</b>								
Adult Misdemeanor	46 2%	328 14%	191 8%	703 30%	313 13%	471 20%	272 12%	2,324
Civil Support	65 3%	515 23%	158 7%	706 31%	299 13%	295 13%	214 10%	2,252
Show Cause	50 2%	402 20%	261 13%	593 29%	262 13%	227 11%	216 11%	2,011
Adult Felony	8 1%	148 12%	73 6%	409 34%	137 12%	338 28%	75 6%	1,188
Capias	7 1%	120 13%	47 5%	286 30%	286 30%	142 15%	66 7%	954
Family Abuse - Prot Order	19 2%	150 18%	72 9%	276 33%	98 12%	120 14%	111 13%	846
Remand Support	12 6%	90 42%	4 2%	32 15%	13 6%	38 18%	27 13%	216
Motion - Prot Order	- 0%	15 11%	4 3%	44 34%	31 24%	30 23%	7 5%	131
Non-Family Abuse Prot Order	1 2%	16 29%	10 18%	11 20%	7 13%	7 13%	4 7%	56
Violation of PO	- 0%	2 4%	1 2%	34 67%	1 2%	6 12%	7 14%	51
SL/Other	1 3%	9 24%	1 3%	10 26%	6 16%	6 16%	5 13%	38
Other	- 0%	- 0%	2 9%	12 55%	5 23%	3 14%	- 0%	22
Protective Order	- 0%	3 20%	3 20%	2 13%	2 13%	- 0%	5 33%	15
Bond Forfeiture	- 0%	- 0%	- 0%	- 0%	- 0%	1 25%	3 75%	4
Violation Fam Abuse PO	- 0%	- 0%	- 0%	2 100%	- 0%	- 0%	- 0%	2
Criminal Support	- 0%	- 0%	- 0%	1 100%	- 0%	- 0%	- 0%	1
<b>Total</b>	209 2%	1,798 18%	827 8%	3,121 31%	1,460 14%	1,684 17%	1,012 10%	10,111
<b>J</b>								
Custody Visitation	222 3%	1,452 21%	719 10%	1,964 28%	901 13%	960 14%	697 10%	6,915
Delinquency	50 3%	355 20%	79 5%	487 28%	322 18%	234 13%	222 13%	1,749
Traffic	40 6%	87 12%	50 7%	351 50%	71 10%	66 9%	36 5%	701
Abuse or Neglect	9 2%	54 10%	22 4%	293 55%	45 9%	8 2%	98 19%	529
Remand Custody	17 4%	131 33%	42 11%	89 22%	26 7%	63 16%	31 8%	399
Remand Visitation	13 3%	129 33%	42 11%	81 21%	26 7%	70 18%	30 8%	391
Permanency	2 1%	19 6%	19 6%	162 49%	5 2%	11 3%	112 34%	330

	Clarke	Frederick	Page	Rockingham	Shenandoah	Warren	Winchester	Total
<b>J</b> Paternity	7	75	17	60	23	40	53	<b>275</b>
	3%	27%	6%	22%	8%	15%	19%	
Foster Care Review	4	31	24	100	6	16	51	<b>232</b>
	2%	13%	10%	43%	3%	7%	22%	
Status Offense/Other	14	22	55	29	72	18	13	<b>223</b>
	6%	10%	25%	13%	32%	8%	6%	
Motion - Prot Order	2	31	1	91	11	4	51	<b>191</b>
	1%	16%	1%	48%	6%	2%	27%	
Truancy	-	20	5	72	23	41	22	<b>183</b>
	0%	11%	3%	39%	13%	22%	12%	
Show Cause	2	5	21	33	93	9	-	<b>163</b>
	1%	3%	13%	20%	57%	6%	0%	
Initial Foster Care	1	27	15	64	3	7	32	<b>149</b>
	1%	18%	10%	43%	2%	5%	21%	
Term Parental Rights	-	8	6	63	-	1	23	<b>101</b>
	0%	8%	6%	62%	0%	1%	23%	
Non-Family Abuse Prot Order	-	16	6	14	3	8	7	<b>54</b>
	0%	30%	11%	26%	6%	15%	13%	
Child in Need of Services	-	4	-	9	22	2	1	<b>38</b>
	0%	11%	0%	24%	58%	5%	3%	
Entrustment	-	3	18	6	2	4	2	<b>35</b>
	0%	9%	51%	17%	6%	11%	6%	
Capias	-	-	-	17	3	5	7	<b>32</b>
	0%	0%	0%	53%	9%	16%	22%	
Child at Risk	1	6	-	-	-	2	21	<b>30</b>
	3%	20%	0%	0%	0%	7%	70%	
Voluntary Continuing	1	2	-	20	1	-	-	<b>24</b>
	4%	8%	0%	83%	4%	0%	0%	
Custody Relief	-	1	3	9	-	1	-	<b>14</b>
	0%	7%	21%	64%	0%	7%	0%	
Family Abuse - Prot Order	-	2	1	2	-	1	1	<b>7</b>
	0%	29%	14%	29%	0%	14%	14%	
Emancipation	-	-	-	-	-	1	-	<b>1</b>
	0%	0%	0%	0%	0%	100%	0%	
Juv Support	-	-	-	1	-	-	-	<b>1</b>
	0%	0%	0%	100%	0%	0%	0%	
<b>Total</b>	<b>385</b>	<b>2,480</b>	<b>1,145</b>	<b>4,017</b>	<b>1,658</b>	<b>1,572</b>	<b>1,510</b>	<b>12,767</b>
	3%	19%	9%	31%	13%	12%	12%	
<b>Total</b>	<b>594</b>	<b>4,278</b>	<b>1,972</b>	<b>7,138</b>	<b>3,118</b>	<b>3,256</b>	<b>2,522</b>	<b>22,878</b>
	3%	19%	9%	31%	14%	14%	11%	



# CASELOAD STATISTICS OF THE JUVENILE & DOMESTIC RELATIONS COURTS

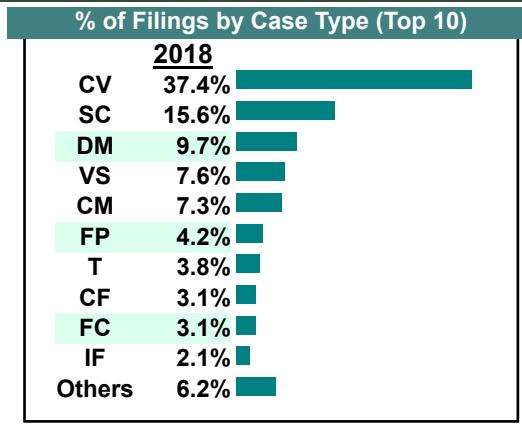
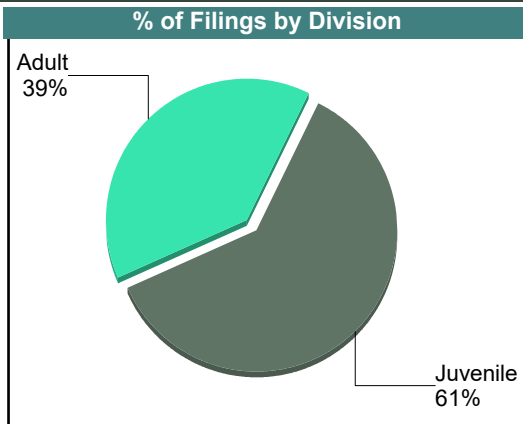
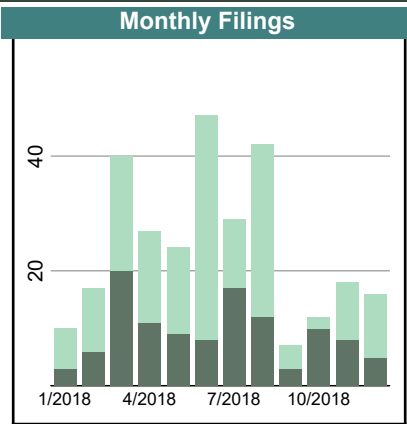
January 2018 thru December 2018

**Bland**  
District: 27

		<u>Filings</u>	<u>Hearings</u>	<u>Transactions</u>	<u>Concluded</u>	<u>Cont</u>
<b>Adult</b>						
Non-Family Abuse Prot Order	AP	1	2	2	1	1
Capias	CA	2	10	10	3	7
Felony	CF	9	37	37	25	12
Misdemeanor	CM	21	70	70	24	46
Family Abuse - Prot Order	FP	12	26	26	12	14
Motion - Prot Order	MP	1	1	1	1	-
Other	OT	1	1	1	1	-
Show Cause	SC	43	135	135	41	94
Civil Support	VS	22	40	40	21	19
<b>Adult Total</b>		<b>112</b>	<b>322</b>	<b>322</b>	<b>129</b>	<b>193</b>

<b>Juvenile</b>						
Abuse or Neglect	AN	4	15	15	3	12
Custody Relief	CR	1	1	1	1	-
Child in Need of Services	CS	1	3	3	0	3
Custody Visitation	CV	108	272	272	104	168
Felony	DF	1	7	7	2	5
Misdemeanor	DM	28	65	65	25	40
Entrustment	ET	1	3	3	1	2
Foster Care Review	FC	9	9	9	8	1
Initial Foster Care	IF	6	6	6	6	-
Permanency	PH	4	4	4	4	-
Petition	PT	1	2	2	1	1
Show Cause	SC	2	4	4	2	2
Status	ST	0	1	1	1	-
Traffic	T	11	19	20	15	5
<b>Juvenile Total</b>		<b>177</b>	<b>411</b>	<b>412</b>	<b>173</b>	<b>239</b>

<b>Bland Totals</b>		<b>289</b>	<b>733</b>	<b>734</b>	<b>302</b>	<b>432</b>
---------------------	--	------------	------------	------------	------------	------------



# CASELOAD STATISTICS OF THE JUVENILE & DOMESTIC RELATIONS COURTS

January 2018 thru December 2018

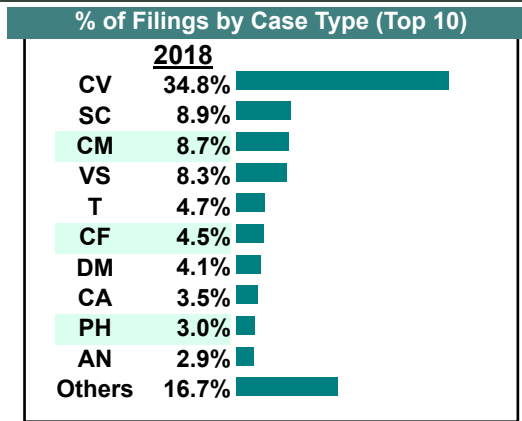
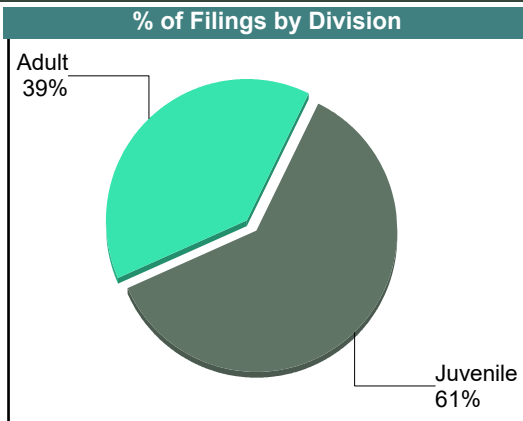
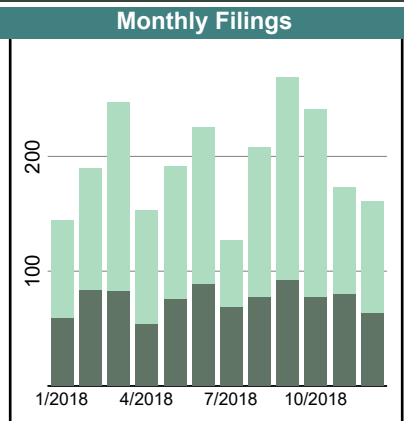
**Carroll**

District: 27

		<u>Filings</u>	<u>Hearings</u>	<u>Transactions</u>	<u>Concluded</u>	<u>Cont</u>
<b><u>Adult</u></b>						
Non-Family Abuse Prot Order	AP	4	11	11	4	7
Bond Forfeiture	BF	1	2	2	1	1
Capias	CA	81	239	239	89	150
Felony	CF	104	319	319	82	237
Misdemeanor	CM	202	664	664	214	450
Family Abuse - Prot Order	FP	53	129	129	49	80
Motion - Prot Order	MP	10	10	10	10	-
Other	OT	34	43	43	34	9
Protective Order	PC	8	17	17	6	11
Violation of PO	PV	3	3	3	3	-
Remand Support	RS	7	7	7	7	-
Show Cause	SC	206	611	611	199	412
Civil Support	VS	194	347	347	189	158
<b>Adult Total</b>		<b>907</b>	<b>2,402</b>	<b>2,402</b>	<b>887</b>	<b>1,515</b>

<b><u>Juvenile</u></b>						
Abuse or Neglect	AN	67	243	243	57	186
Capias	CA	0	2	2	1	1
Custody Relief	CR	4	8	8	4	4
Child in Need of Services	CS	6	14	14	6	8
Custody Visitation	CV	811	2,473	2,473	777	1,696
Felony	DF	25	100	100	7	93
Misdemeanor	DM	95	300	300	103	197
Emancipation	EP	1	1	1	1	-
Entrustment	ET	8	10	10	8	2
Foster Care Review	FC	47	48	48	46	2
Family Abuse - Prot Order	FP	1	2	2	1	1
Initial Foster Care	IF	50	50	50	50	-
Motion - Prot Order	MP	12	27	27	14	13
Permanency	PH	69	70	70	64	6
Petition	PT	13	18	18	6	12
Remand Custody	RC	7	9	9	9	-
Child at Risk	RI	2	8	8	0	8
Remand Visitation	RV	6	9	9	9	-
Show Cause	SC	2	8	8	2	6
Status	ST	20	36	36	22	14
Traffic	T	109	145	168	100	68
Term Parental Rights	TP	42	57	57	23	34
Truancy	TR	22	87	87	28	59
Voluntary Continuing Services Agreement	VA	3	4	4	2	2
<b>Juvenile Total</b>		<b>1,422</b>	<b>3,729</b>	<b>3,752</b>	<b>1,340</b>	<b>2,412</b>

<b>Carroll Totals</b>		<b>2,329</b>	<b>6,131</b>	<b>6,154</b>	<b>2,227</b>	<b>3,927</b>
-----------------------	--	--------------	--------------	--------------	--------------	--------------

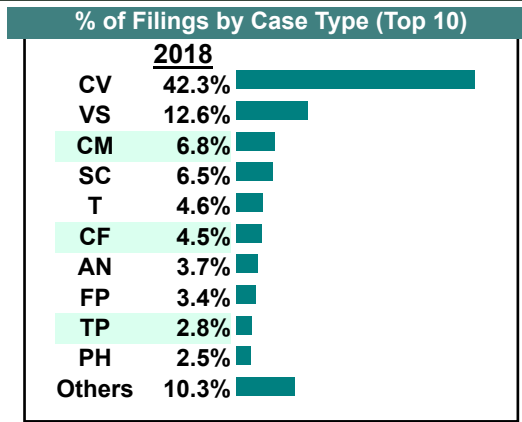
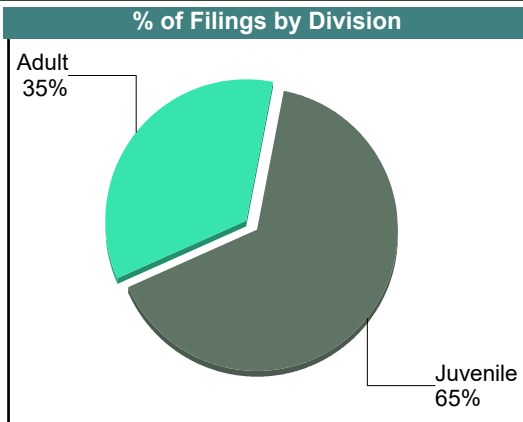
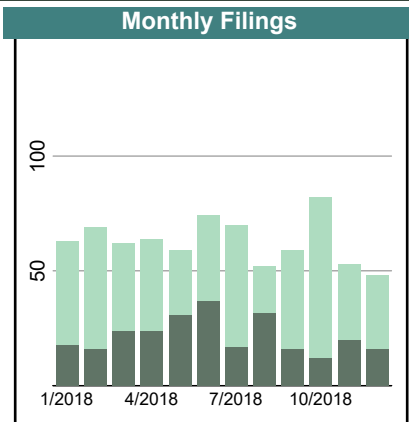


# CASELOAD STATISTICS OF THE JUVENILE & DOMESTIC RELATIONS COURTS

January 2018 thru December 2018

**Floyd**  
District: 27

		<u>Filings</u>	<u>Hearings</u>	<u>Transactions</u>	<u>Concluded</u>	<u>Cont</u>
<b>Adult</b>						
Non-Family Abuse Prot Order	AP	1	2	2	1	1
Capias	CA	6	16	16	4	11
Felony	CF	34	65	65	30	35
Misdemeanor	CM	51	169	169	58	111
Family Abuse - Prot Order	FP	26	57	57	28	29
Motion - Prot Order	MP	3	3	3	3	-
Other	OT	1	4	4	2	2
Protective Order	PC	1	1	1	1	-
Violation of PO	PV	1	1	1	1	-
Remand Support	RS	1	1	1	1	-
Show Cause	SC	43	129	129	47	82
Civil Support	VS	95	188	188	97	91
<b>Adult Total</b>		<b>263</b>	<b>636</b>	<b>636</b>	<b>273</b>	<b>362</b>
<b>Juvenile</b>						
Abuse or Neglect	AN	28	112	112	26	86
Non-Family Abuse Prot Order	AP	1	2	2	1	1
Custody Visitation	CV	319	740	740	345	390
Felony	DF	7	29	29	8	21
Misdemeanor	DM	16	93	93	37	56
Entrustment	ET	1	3	3	1	2
Foster Care Review	FC	10	11	11	10	1
Initial Foster Care	IF	11	11	11	11	-
Permanency	PH	19	23	23	17	6
Petition	PT	8	13	13	6	7
Remand Custody	RC	3	3	3	3	-
Remand Visitation	RV	3	3	3	3	-
Show Cause	SC	6	14	14	5	9
Status	ST	4	20	20	6	14
Traffic	T	35	64	65	37	28
Term Parental Rights	TP	21	46	46	17	29
Voluntary Continuing Services Agreement	VA	0	1	1	1	-
<b>Juvenile Total</b>		<b>492</b>	<b>1,188</b>	<b>1,189</b>	<b>534</b>	<b>650</b>
<b>Floyd Totals</b>		<b>755</b>	<b>1,824</b>	<b>1,825</b>	<b>807</b>	<b>1,012</b>

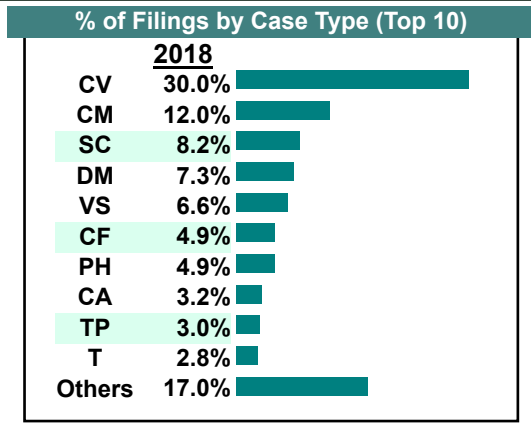
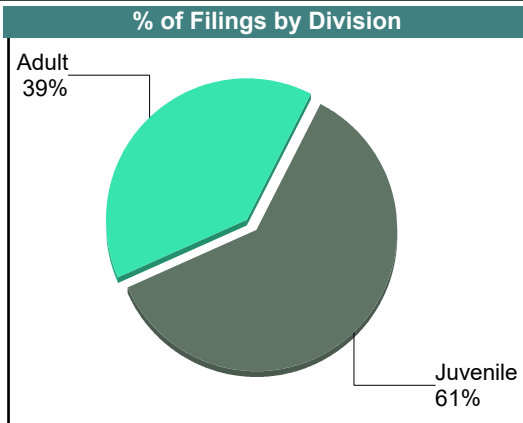
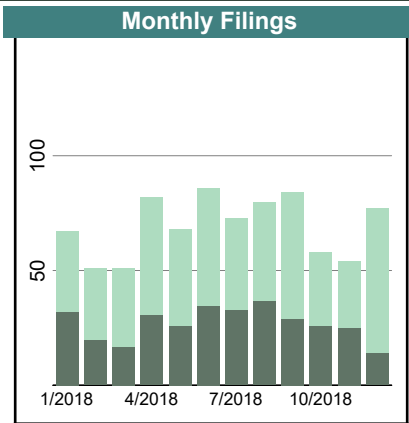


# CASELOAD STATISTICS OF THE JUVENILE & DOMESTIC RELATIONS COURTS

January 2018 thru December 2018

**Galax**  
District: 27

		<u>Filings</u>	<u>Hearings</u>	<u>Transactions</u>	<u>Concluded</u>	<u>Cont</u>
<b>Adult</b>						
Non-Family Abuse Prot Order	AP	1	3	3	0	3
Bond Forfeiture	BF	1	1	1	1	-
Capias	CA	25	61	61	26	35
Felony	CF	41	112	114	37	77
Misdemeanor	CM	100	315	315	99	215
Family Abuse - Prot Order	FP	15	38	38	16	22
Motion - Prot Order	MP	4	4	4	3	-
Other	OT	17	27	27	15	12
Violation of PO	PV	1	1	1	1	-
Remand Support	RS	2	2	2	2	-
Show Cause	SC	63	201	201	66	135
Civil Support	VS	55	100	100	58	41
<b>Adult Total</b>		<b>325</b>	<b>865</b>	<b>867</b>	<b>324</b>	<b>540</b>
<b>Juvenile</b>						
Abuse or Neglect	AN	21	66	66	17	49
Non-Family Abuse Prot Order	AP	1	3	3	1	2
Capias	CA	2	5	5	1	4
Custody Relief	CR	2	4	4	2	2
Child in Need of Services	CS	2	14	14	6	8
Custody Visitation	CV	249	672	672	261	407
Felony	DF	8	40	40	6	34
Misdemeanor	DM	61	212	212	55	157
Entrustment	ET	9	9	9	9	-
Foster Care Review	FC	20	20	20	20	-
Initial Foster Care	IF	22	22	22	22	-
Permanency	PH	41	41	41	41	-
Petition	PT	6	10	10	2	8
Remand Custody	RC	1	1	1	1	-
Remand Visitation	RV	1	1	1	1	-
Show Cause	SC	5	15	15	2	13
Status	ST	0	5	5	1	4
Traffic	T	23	43	48	32	16
Term Parental Rights	TP	25	28	28	25	3
Truancy	TR	4	31	31	11	20
Voluntary Continuing Services Agreement	VA	3	3	3	3	-
<b>Juvenile Total</b>		<b>506</b>	<b>1,245</b>	<b>1,250</b>	<b>519</b>	<b>727</b>
<b>Galax Totals</b>		<b>831</b>	<b>2,110</b>	<b>2,117</b>	<b>843</b>	<b>1,267</b>



# CASELOAD STATISTICS OF THE JUVENILE & DOMESTIC RELATIONS COURTS

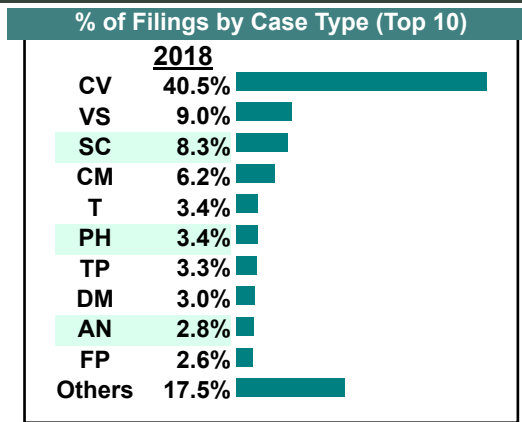
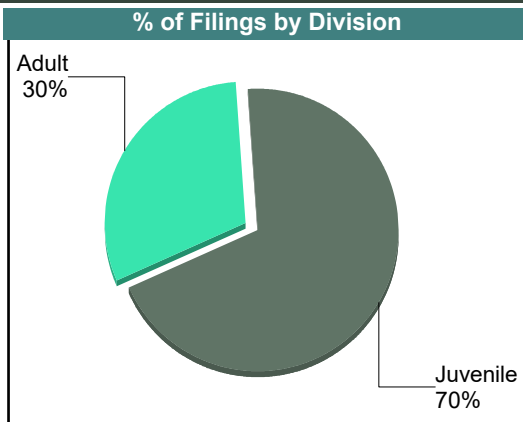
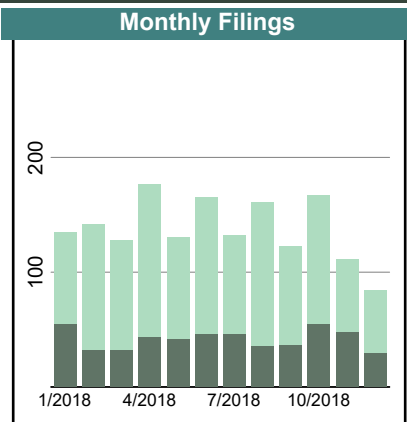
January 2018 thru December 2018

**Giles**  
District: 27

		<u>Filings</u>	<u>Hearings</u>	<u>Transactions</u>	<u>Concluded</u>	<u>Cont</u>
<b>Adult</b>						
Non-Family Abuse Prot Order	AP	2	3	3	1	2
Capias	CA	23	55	55	22	33
Felony	CF	37	150	150	41	109
Misdemeanor	CM	102	373	373	114	259
Family Abuse - Prot Order	FP	43	91	91	41	50
Motion - Prot Order	MP	3	3	3	3	-
Other	OT	3	3	3	1	2
Violation Fam Abuse PO	PS	3	3	3	3	-
Violation of PO	PV	3	3	3	3	-
Remand Support	RS	5	6	6	5	1
Show Cause	SC	128	309	309	124	185
SL/Other	SL	3	3	3	3	-
Civil Support	VS	149	237	237	148	89
<b>Adult Total</b>		<b>504</b>	<b>1,239</b>	<b>1,239</b>	<b>509</b>	<b>730</b>

<b>Juvenile</b>						
Abuse or Neglect	AN	47	157	157	56	101
Non-Family Abuse Prot Order	AP	2	3	3	2	1
Child in Need of Services	CS	5	9	9	4	5
Custody Visitation	CV	670	1,340	1,340	642	696
Felony	DF	17	81	81	20	61
Misdemeanor	DM	50	195	195	70	125
Entrustment	ET	6	7	7	6	1
Foster Care Review	FC	40	42	42	38	4
Initial Foster Care	IF	34	35	35	34	1
Juv Support	JS	0	1	1	1	-
Motion - Prot Order	MP	39	43	43	39	4
Permanency	PH	56	59	59	58	1
Petition	PT	10	18	18	11	7
Remand Custody	RC	11	17	17	14	3
Remand Visitation	RV	4	10	10	7	3
Show Cause	SC	9	21	21	7	14
Status	ST	26	41	41	27	14
Traffic	T	57	100	108	61	47
Term Parental Rights	TP	54	110	110	44	66
Truancy	TR	3	13	13	4	9
Voluntary Continuing Services Agreement	VA	11	12	12	10	2
<b>Juvenile Total</b>		<b>1,151</b>	<b>2,314</b>	<b>2,322</b>	<b>1,155</b>	<b>1,165</b>

<b>Giles Totals</b>		<b>1,655</b>	<b>3,553</b>	<b>3,561</b>	<b>1,664</b>	<b>1,895</b>
---------------------	--	--------------	--------------	--------------	--------------	--------------

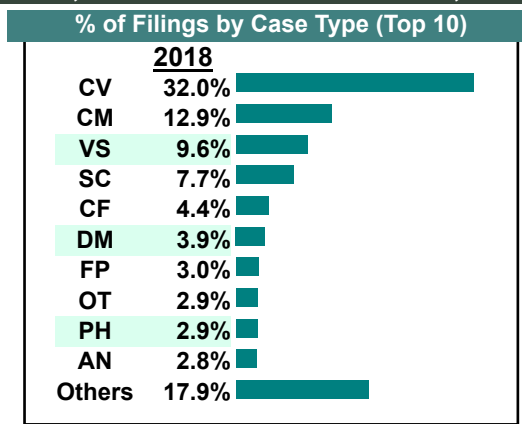
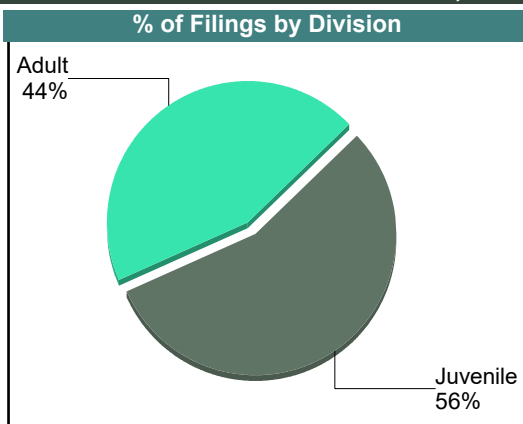
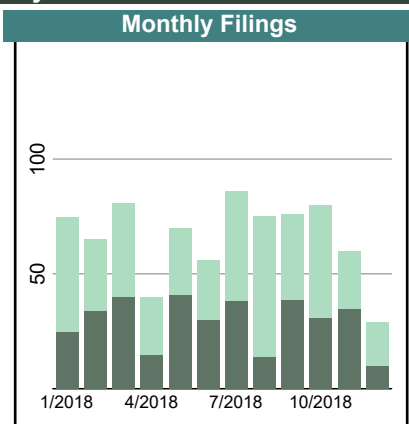


# CASELOAD STATISTICS OF THE JUVENILE & DOMESTIC RELATIONS COURTS

January 2018 thru December 2018

**Grayson**  
District: 27

		<u>Filings</u>	<u>Hearings</u>	<u>Transactions</u>	<u>Concluded</u>	<u>Cont</u>
<b><u>Adult</u></b>						
Non-Family Abuse Prot Order	AP	2	8	8	2	6
Capias	CA	15	41	41	15	26
Felony	CF	35	107	109	31	78
Misdemeanor	CM	102	296	296	98	198
Family Abuse - Prot Order	FP	23	59	59	23	36
Motion - Prot Order	MP	6	7	7	6	1
Other	OT	23	33	33	25	8
Violation of PO	PV	4	4	4	4	-
Remand Support	RS	4	4	4	4	-
Show Cause	SC	61	219	219	73	146
SL/Other	SL	1	1	1	0	1
Civil Support	VS	76	130	130	70	58
<b>Adult Total</b>		<b>352</b>	<b>909</b>	<b>911</b>	<b>351</b>	<b>558</b>
<b><u>Juvenile</u></b>						
Abuse or Neglect	AN	22	96	96	21	75
Non-Family Abuse Prot Order	AP	2	8	8	2	6
Capias	CA	1	3	3	1	2
Custody Relief	CR	1	1	1	1	-
Child in Need of Services	CS	3	12	12	5	7
Custody Visitation	CV	254	651	651	228	416
Felony	DF	3	34	34	11	23
Misdemeanor	DM	31	181	181	61	120
Entrustment	ET	5	5	5	5	-
Foster Care Review	FC	18	20	20	19	1
Family Abuse - Prot Order	FP	1	2	2	1	1
Initial Foster Care	IF	18	21	21	18	3
Motion - Prot Order	MP	2	3	3	2	1
Permanency	PH	23	23	23	23	-
Petition	PT	4	8	8	5	3
Remand Custody	RC	9	9	9	9	-
Remand Visitation	RV	9	9	9	9	-
Show Cause	SC	0	3	3	1	2
Status	ST	3	7	7	3	4
Traffic	T	21	75	77	34	43
Term Parental Rights	TP	2	4	4	4	-
Truancy	TR	5	18	18	5	13
Voluntary Continuing Services Agreement	VA	4	4	4	3	1
<b>Juvenile Total</b>		<b>441</b>	<b>1,197</b>	<b>1,199</b>	<b>471</b>	<b>721</b>
<b>Grayson Totals</b>		<b>793</b>	<b>2,106</b>	<b>2,110</b>	<b>822</b>	<b>1,279</b>



# CASELOAD STATISTICS OF THE JUVENILE & DOMESTIC RELATIONS COURTS

January 2018 thru December 2018

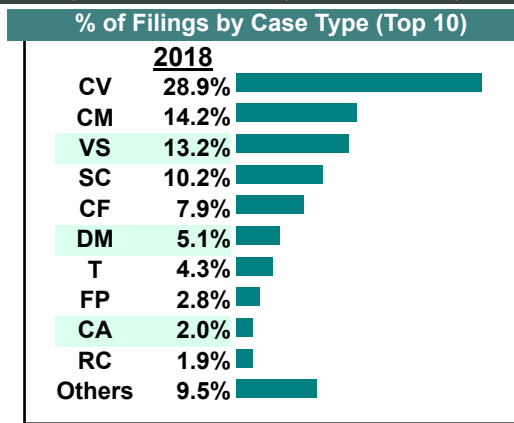
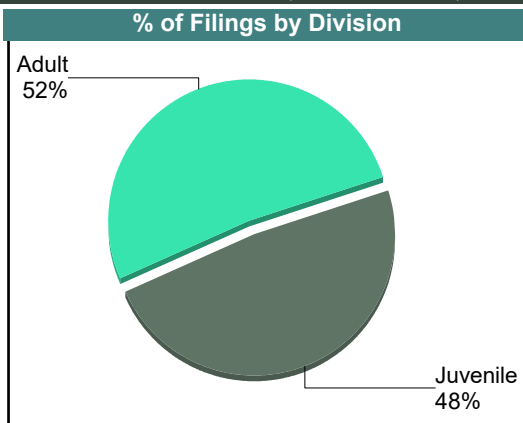
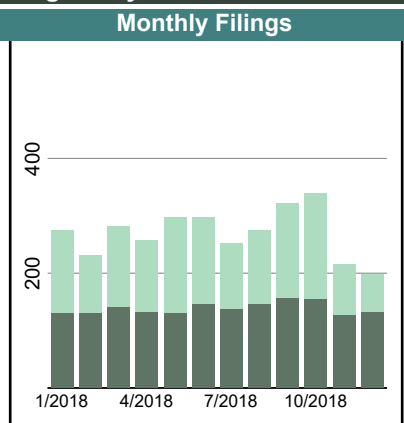
Montgomery

District: 27

		<u>Filings</u>	<u>Hearings</u>	<u>Transactions</u>	<u>Concluded</u>	<u>Cont</u>
<b>Adult</b>						
Non-Family Abuse Prot Order	AP	4	9	9	4	5
Bond Forfeiture	BF	3	6	6	3	3
Capias	CA	64	276	276	88	188
Felony	CF	257	737	737	223	513
Misdemeanor	CM	460	1,466	1,466	443	1,023
Family Abuse - Prot Order	FP	91	201	201	90	111
Motion - Prot Order	MP	18	26	26	18	8
Other	OT	8	8	8	8	-
Violation of PO	PV	9	9	9	9	-
Restricted O/L	RL	1	1	1	1	-
Remand Support	RS	15	15	15	15	-
Show Cause	SC	314	880	880	316	564
SL/Other	SL	3	3	3	3	-
Civil Support	VS	429	809	809	441	368
<b>Adult Total</b>		<b>1,676</b>	<b>4,446</b>	<b>4,446</b>	<b>1,662</b>	<b>2,783</b>

<b>Juvenile</b>						
Abuse or Neglect	AN	49	202	202	46	156
Non-Family Abuse Prot Order	AP	5	14	14	6	8
Custody Relief	CR	1	4	4	2	2
Child in Need of Services	CS	6	18	18	3	15
Custody Visitation	CV	939	2,130	2,130	980	1,150
Felony	DF	22	164	164	29	135
Misdemeanor	DM	164	613	613	164	447
Emancipation	EP	2	3	3	2	1
Foster Care Review	FC	23	23	23	23	-
Initial Foster Care	IF	19	19	19	19	-
Juv Support	JS	3	3	3	3	-
Motion - Prot Order	MP	14	19	19	14	5
Permanency	PH	17	17	17	16	1
Petition	PT	13	34	34	14	20
Remand Custody	RC	62	62	62	62	-
Child at Risk	RI	4	11	11	4	7
Remand Visitation	RV	17	17	17	17	-
Show Cause	SC	16	70	70	16	54
Status	ST	20	70	70	17	53
Traffic	T	140	228	247	135	112
Term Parental Rights	TP	23	63	63	18	45
Truancy	TR	9	64	64	16	48
Voluntary Continuing Services Agreement	VA	1	2	2	1	1
<b>Juvenile Total</b>		<b>1,569</b>	<b>3,850</b>	<b>3,869</b>	<b>1,607</b>	<b>2,260</b>

<b>Montgomery Totals</b>		<b>3,245</b>	<b>8,296</b>	<b>8,315</b>	<b>3,269</b>	<b>5,043</b>
--------------------------	--	--------------	--------------	--------------	--------------	--------------



# CASELOAD STATISTICS OF THE JUVENILE & DOMESTIC RELATIONS COURTS

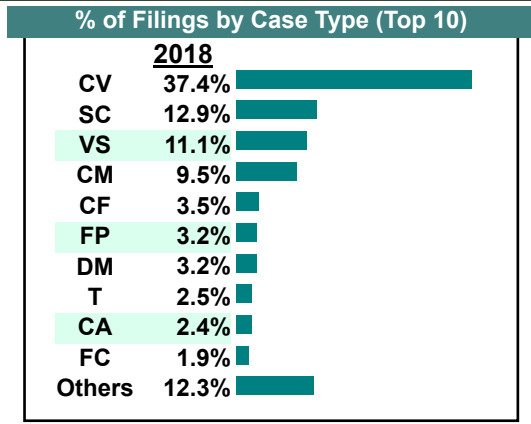
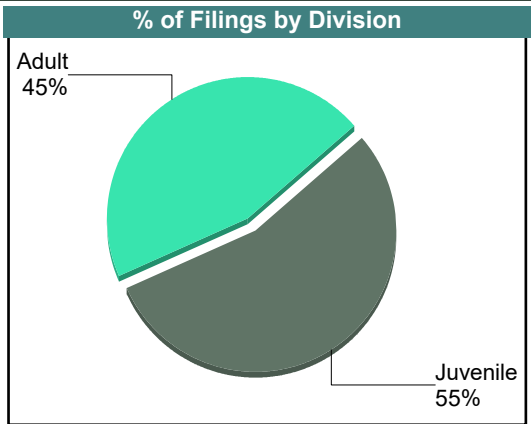
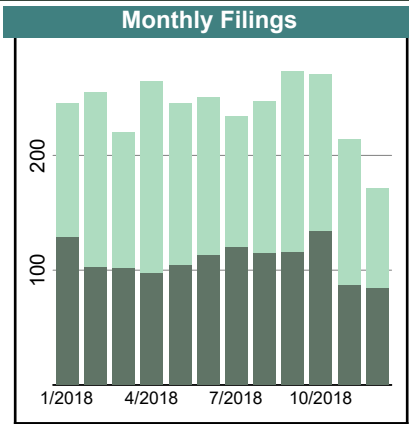
January 2018 thru December 2018

**Pulaski**  
District: 27

		<u>Filings</u>	<u>Hearings</u>	<u>Transactions</u>	<u>Concluded</u>	<u>Cont</u>
<b>Adult</b>						
Non-Family Abuse Prot Order	AP	13	24	24	15	9
Capias	CA	67	208	208	76	132
Felony	CF	102	349	349	113	236
Misdemeanor	CM	276	1,033	1,033	297	736
Family Abuse - Prot Order	FP	93	189	189	89	100
Motion - Prot Order	MP	39	42	42	38	4
Other	OT	6	11	11	7	4
Violation of PO	PV	26	26	26	26	-
Remand Support	RS	1	1	1	1	-
Show Cause	SC	360	893	893	338	555
SL/Other	SL	4	4	4	4	-
Civil Support	VS	322	536	536	324	212
<b>Adult Total</b>		<b>1,309</b>	<b>3,316</b>	<b>3,316</b>	<b>1,328</b>	<b>1,988</b>

<b>Juvenile</b>						
Abuse or Neglect	AN	43	126	126	40	86
Non-Family Abuse Prot Order	AP	3	7	7	3	4
Capias	CA	3	13	13	5	8
Custody Relief	CR	2	4	4	2	2
Child in Need of Services	CS	13	51	51	15	36
Custody Visitation	CV	1,083	2,190	2,190	1,052	1,138
Felony	DF	16	125	125	22	103
Misdemeanor	DM	92	363	364	115	249
Foster Care Review	FC	56	58	58	56	2
Initial Foster Care	IF	26	28	28	26	2
Motion - Prot Order	MP	7	12	12	7	5
Permanency	PH	56	67	67	57	10
Petition	PT	10	16	16	9	7
Remand Custody	RC	3	3	3	3	-
Child at Risk	RI	20	68	68	19	49
Remand Visitation	RV	3	3	3	3	-
Show Cause	SC	12	34	34	16	18
Status	ST	9	13	13	6	7
Traffic	T	72	118	124	78	46
Term Parental Rights	TP	26	51	51	30	21
Truancy	TR	20	63	63	22	41
Voluntary Continuing Services Agreement	VA	9	9	9	9	-
<b>Juvenile Total</b>		<b>1,584</b>	<b>3,422</b>	<b>3,429</b>	<b>1,595</b>	<b>1,834</b>

<b>Pulaski Totals</b>		<b>2,893</b>	<b>6,738</b>	<b>6,745</b>	<b>2,923</b>	<b>3,822</b>
-----------------------	--	--------------	--------------	--------------	--------------	--------------





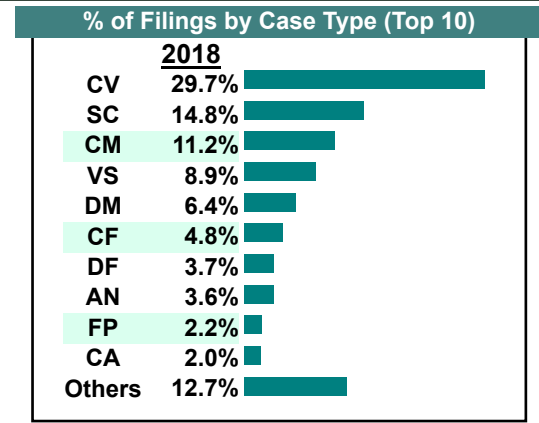
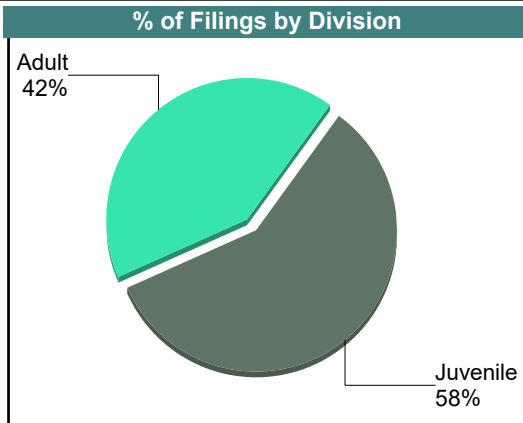
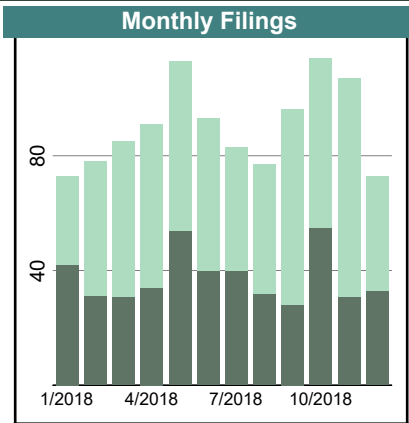
# CASELOAD STATISTICS OF THE JUVENILE & DOMESTIC RELATIONS COURTS

January 2018 thru December 2018

Radford

District: 27

		Filings	Hearings	Transactions	Concluded	Cont
<b>Adult</b>						
Bond Forfeiture	BF	1	1	1	0	1
Capias	CA	21	56	56	19	37
Felony	CF	52	218	218	58	160
Misdemeanor	CM	121	435	435	141	294
Family Abuse - Prot Order	FP	24	55	55	26	29
Motion - Prot Order	MP	10	12	12	10	2
Other	OT	3	4	4	3	1
Violation of PO	PV	1	1	1	1	-
Remand Support	RS	5	5	5	5	-
Show Cause	SC	114	283	283	106	177
SL/Other	SL	3	3	3	3	-
Civil Support	VS	96	148	148	99	49
<b>Adult Total</b>		<b>451</b>	<b>1,221</b>	<b>1,221</b>	<b>471</b>	<b>750</b>
<b>Juvenile</b>						
Abuse or Neglect	AN	39	111	111	31	80
Non-Family Abuse Prot Order	AP	2	2	2	2	-
Capias	CA	1	3	3	1	2
Custody Relief	CR	2	2	2	2	-
Custody Visitation	CV	322	597	597	317	280
Felony	DF	40	170	170	10	160
Misdemeanor	DM	69	293	293	78	215
Emancipation	EP	1	1	1	1	-
Foster Care Review	FC	10	10	10	10	-
Initial Foster Care	IF	9	9	9	9	-
Motion - Prot Order	MP	12	19	19	10	9
Permanency	PH	12	12	12	12	-
Petition	PT	4	6	6	2	4
Remand Custody	RC	7	7	7	7	-
Child at Risk	RI	2	2	2	2	-
Remand Visitation	RV	6	6	6	6	-
Show Cause	SC	46	96	96	26	70
Status	ST	18	36	36	16	20
Traffic	T	17	31	35	20	15
Term Parental Rights	TP	12	16	16	10	6
Voluntary Continuing Services Agreement	VA	1	1	1	1	-
<b>Juvenile Total</b>		<b>632</b>	<b>1,430</b>	<b>1,434</b>	<b>573</b>	<b>861</b>
<b>Radford Totals</b>		<b>1,083</b>	<b>2,651</b>	<b>2,655</b>	<b>1,044</b>	<b>1,611</b>

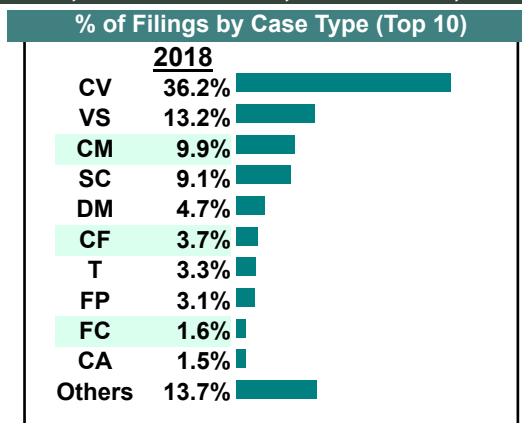
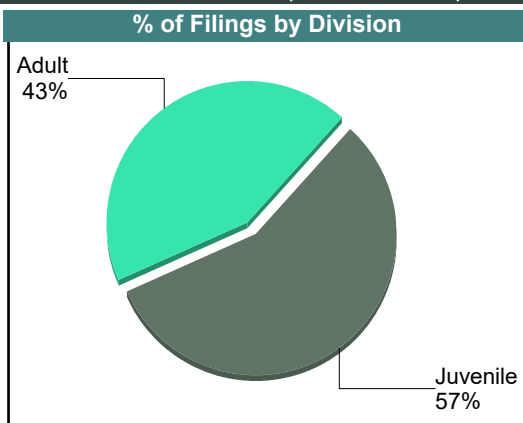
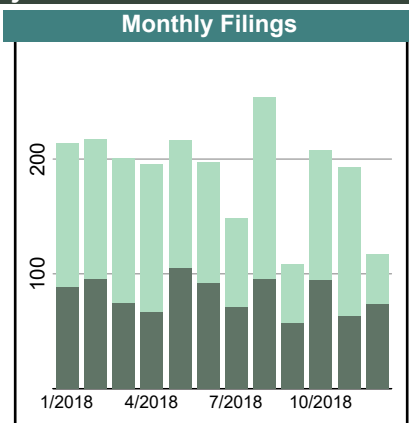


# CASELOAD STATISTICS OF THE JUVENILE & DOMESTIC RELATIONS COURTS

January 2018 thru December 2018

**Wythe**  
District: 27

		<u>Filings</u>	<u>Hearings</u>	<u>Transactions</u>	<u>Concluded</u>	<u>Cont</u>
<b><u>Adult</u></b>						
Non-Family Abuse Prot Order	AP	6	10	10	4	6
Capias	CA	35	118	118	35	83
Felony	CF	83	328	348	101	246
Misdemeanor	CM	225	748	748	226	522
Family Abuse - Prot Order	FP	70	138	138	70	68
Motion - Prot Order	MP	15	19	19	16	3
Other	OT	27	28	28	28	-
Protective Order	PC	1	2	2	1	1
Violation of PO	PV	8	9	9	8	1
Remand Support	RS	16	16	16	16	-
Show Cause	SC	192	579	579	206	373
SL/Other	SL	4	5	5	4	1
Civil Support	VS	299	545	545	314	230
<b>Adult Total</b>		<b>981</b>	<b>2,545</b>	<b>2,565</b>	<b>1,029</b>	<b>1,534</b>
<b><u>Juvenile</u></b>						
Abuse or Neglect	AN	24	79	79	21	58
Non-Family Abuse Prot Order	AP	1	1	1	1	-
Child in Need of Services	CS	11	40	40	11	29
Custody Visitation	CV	820	1,734	1,734	858	875
Felony	DF	21	101	104	27	77
Misdemeanor	DM	107	401	402	154	248
Entrustment	ET	14	19	19	14	5
Foster Care Review	FC	37	40	40	37	3
Initial Foster Care	IF	17	20	20	17	3
Motion - Prot Order	MP	3	5	5	3	2
Permanency	PH	34	36	36	34	2
Petition	PT	4	6	6	3	3
Remand Custody	RC	35	35	35	35	-
Show Cause	SC	15	34	34	16	18
Status	ST	31	60	62	31	31
Traffic	T	75	140	158	99	59
Term Parental Rights	TP	21	28	28	21	7
Truancy	TR	15	59	59	16	43
Voluntary Continuing Services Agreement	VA	2	2	2	2	-
<b>Juvenile Total</b>		<b>1,287</b>	<b>2,840</b>	<b>2,864</b>	<b>1,400</b>	<b>1,463</b>
<b>Wythe Totals</b>		<b>2,268</b>	<b>5,385</b>	<b>5,429</b>	<b>2,429</b>	<b>2,997</b>



Filings by Court & Division

		Bland	Carroll	Floyd	Galax	Giles	Grayson	Montgomery	Pulaski	Radford	Wythe	Total	
A	Civil Support	22 1%	194 11%	95 5%	55 3%	149 9%	76 4%	429 25%	322 19%	96 6%	299 17%	1,737	
	Adult Misdemeanor	21 1%	202 12%	51 3%	100 6%	102 6%	102 6%	460 28%	276 17%	121 7%	225 14%	1,660	
	Show Cause	43 3%	206 14%	43 3%	63 4%	128 8%	61 4%	314 21%	360 24%	114 7%	192 13%	1,524	
	Adult Felony	9 1%	104 14%	34 5%	41 5%	37 5%	35 5%	257 34%	102 14%	52 7%	83 11%	754	
	Family Abuse - Prot Order	12 3%	53 12%	26 6%	15 3%	43 10%	23 5%	91 20%	93 21%	24 5%	70 16%	450	
	Capias	2 1%	81 24%	6 2%	25 7%	23 7%	15 4%	64 19%	67 20%	21 6%	35 10%	339	
	Other	1 1%	34 28%	1 1%	17 14%	3 2%	23 19%	8 7%	6 5%	3 2%	27 22%	123	
	Motion - Prot Order	1 1%	10 9%	3 3%	4 4%	3 3%	6 6%	18 17%	39 36%	10 9%	15 14%	109	
	Remand Support	- 0%	7 13%	1 2%	2 4%	5 9%	4 7%	15 27%	1 2%	5 9%	16 29%	56	
	Violation of PO	- 0%	3 5%	1 2%	1 2%	3 5%	4 7%	9 16%	26 46%	1 2%	8 14%	56	
	Non-Family Abuse Prot Order	1 3%	4 12%	1 3%	1 3%	2 6%	2 6%	4 12%	13 38%	- 0%	6 18%	34	
	SL/Other	- 0%	- 0%	- 0%	- 0%	3 17%	1 6%	3 17%	4 22%	3 17%	4 22%	18	
	Protective Order	- 0%	8 80%	1 10%	- 0%	- 0%	- 0%	- 0%	- 0%	- 0%	1 10%	10	
	Bond Forfeiture	- 0%	1 17%	- 0%	1 17%	- 0%	- 0%	3 50%	- 0%	1 17%	- 0%	6	
	Violation Fam Abuse PO	- 0%	- 0%	- 0%	- 0%	3 100%	- 0%	- 0%	- 0%	- 0%	- 0%	3	
	Restricted O/L	- 0%	- 0%	- 0%	- 0%	- 0%	- 0%	1 100%	- 0%	- 0%	- 0%	1	
	<b>Total</b>		112 2%	907 13%	263 4%	325 5%	504 7%	352 5%	1,676 24%	1,309 19%	451 7%	981 14%	6,880
	J	Custody Visitation	108 2%	811 15%	319 6%	249 4%	670 12%	254 5%	939 17%	1,083 19%	322 6%	820 15%	5,575
		Delinquency	29 3%	120 14%	23 3%	69 8%	67 8%	34 4%	186 21%	108 12%	109 12%	128 15%	873
		Traffic	11 2%	109 19%	35 6%	23 4%	57 10%	21 4%	140 25%	72 13%	17 3%	75 13%	560
Abuse or Neglect		4 1%	67 19%	28 8%	21 6%	47 14%	22 6%	49 14%	43 13%	39 11%	24 7%	344	
Permanency		4 1%	69 21%	19 6%	41 12%	56 17%	23 7%	17 5%	56 17%	12 4%	34 10%	331	
Foster Care Review		9 3%	47 17%	10 4%	20 7%	40 15%	18 7%	23 9%	56 21%	10 4%	37 14%	270	
Term Parental Rights		- 0%	42 19%	21 9%	25 11%	54 24%	2 1%	23 10%	26 12%	12 5%	21 9%	226	

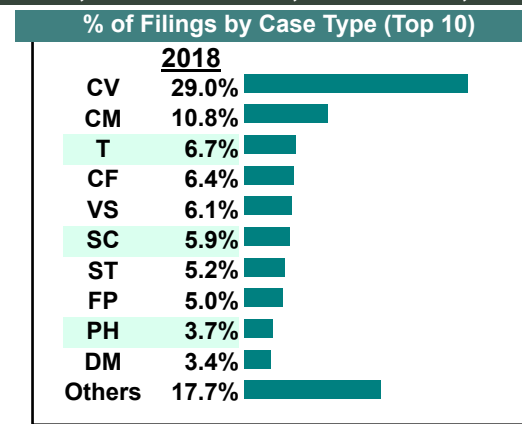
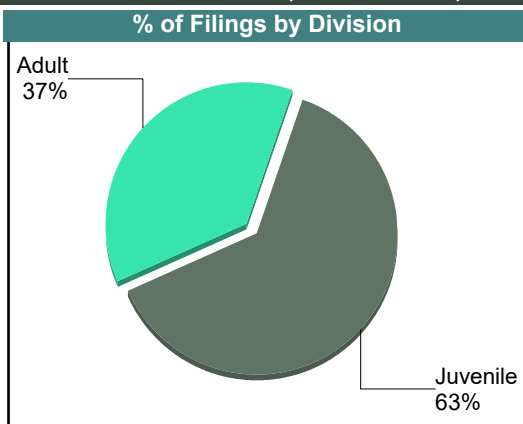
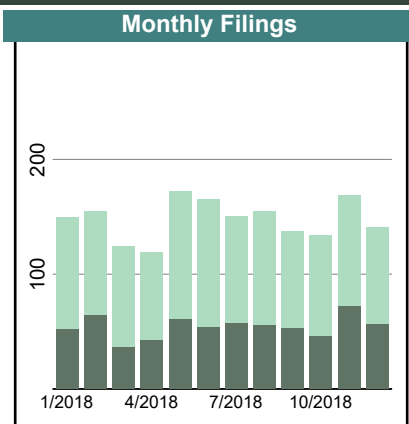
	Bland	Carroll	Floyd	Galax	Giles	Grayson	Montgomery	Pulaski	Radford	Wythe	Total
Initial Foster Care	6	50	11	22	34	18	19	26	9	17	212
	3%	24%	5%	10%	16%	8%	9%	12%	4%	8%	
Remand Custody	-	7	3	1	11	9	62	3	7	35	138
	0%	5%	2%	1%	8%	7%	45%	2%	5%	25%	
Status Offense/Other	-	20	4	-	26	3	20	9	18	31	131
Show Cause	2	2	6	5	9	-	16	12	46	15	113
	2%	2%	5%	4%	8%	0%	14%	11%	41%	13%	
Motion - Prot Order	-	12	-	-	39	2	14	7	12	3	89
	0%	13%	0%	0%	44%	2%	16%	8%	13%	3%	
Truancy	-	22	-	4	3	5	9	20	-	15	78
	0%	28%	0%	5%	4%	6%	12%	26%	0%	19%	
Paternity	1	13	8	6	10	4	13	10	4	4	73
	1%	18%	11%	8%	14%	5%	18%	14%	5%	5%	
Remand Visitation	-	6	3	1	4	9	17	3	6	-	49
	0%	12%	6%	2%	8%	18%	35%	6%	12%	0%	
Child in Need of Services	1	6	-	2	5	3	6	13	-	11	47
	2%	13%	0%	4%	11%	6%	13%	28%	0%	23%	
Entrustment	1	8	1	9	6	5	-	-	-	14	44
	2%	18%	2%	20%	14%	11%	0%	0%	0%	32%	
Voluntary Continuing	-	3	-	3	11	4	1	9	1	2	34
	0%	9%	0%	9%	32%	12%	3%	26%	3%	6%	
Child at Risk	-	2	-	-	-	-	4	20	2	-	28
	0%	7%	0%	0%	0%	0%	14%	71%	7%	0%	
Non-Family Abuse Prot Order	-	-	1	1	2	2	5	3	2	1	17
	0%	0%	6%	6%	12%	12%	29%	18%	12%	6%	
Custody Relief	1	4	-	2	-	1	1	2	2	-	13
	8%	31%	0%	15%	0%	8%	8%	15%	15%	0%	
Capias	-	-	-	2	-	1	-	3	1	-	7
	0%	0%	0%	29%	0%	14%	0%	43%	14%	0%	
Emancipation	-	1	-	-	-	-	2	-	1	-	4
	0%	25%	0%	0%	0%	0%	50%	0%	25%	0%	
Juv Support	-	-	-	-	-	-	3	-	-	-	3
	0%	0%	0%	0%	0%	0%	100%	0%	0%	0%	
Family Abuse - Prot Order	-	1	-	-	-	1	-	-	-	-	2
	0%	50%	0%	0%	0%	50%	0%	0%	0%	0%	
<b>Total</b>	177	1,422	492	506	1,151	441	1,569	1,584	632	1,287	<b>9,261</b>
	2%	15%	5%	5%	12%	5%	17%	17%	7%	14%	
<b>Total</b>	289	2,329	755	831	1,655	793	3,245	2,893	1,083	2,268	16,141
	2%	14%	5%	5%	10%	5%	20%	18%	7%	14%	

# CASELOAD STATISTICS OF THE JUVENILE & DOMESTIC RELATIONS COURTS

January 2018 thru December 2018

**Bristol**  
District: 28

		<u>Filings</u>	<u>Hearings</u>	<u>Transactions</u>	<u>Concluded</u>	<u>Cont</u>
<b><u>Adult</u></b>						
Non-Family Abuse Prot Order	AP	3	8	8	3	5
Capias	CA	28	87	87	45	42
Felony	CF	114	365	377	79	298
Misdemeanor	CM	191	596	596	168	428
Family Abuse - Prot Order	FP	89	209	209	89	120
Motion - Prot Order	MP	8	10	10	9	1
Other	OT	3	3	3	3	-
Remand Support	RS	7	7	7	7	-
Show Cause	SC	104	297	297	117	180
SL/Other	SL	2	2	2	2	-
Civil Support	VS	108	217	217	105	111
<b>Adult Total</b>		<b>657</b>	<b>1,801</b>	<b>1,813</b>	<b>627</b>	<b>1,185</b>
<b><u>Juvenile</u></b>						
Abuse or Neglect	AN	40	134	134	34	100
Non-Family Abuse Prot Order	AP	1	2	2	1	1
Capias	CA	3	11	11	3	8
Custody Relief	CR	9	22	22	5	17
Custody Visitation	CV	514	1,110	1,110	485	621
Felony	DF	35	167	167	17	150
Misdemeanor	DM	61	189	189	58	131
Emancipation	EP	1	2	2	1	1
Entrustment	ET	8	12	12	8	4
Foster Care Review	FC	41	42	42	41	1
Initial Foster Care	IF	29	30	30	29	1
Juv Support	JS	2	2	2	2	-
Motion - Prot Order	MP	6	6	6	6	-
Permanency	PH	66	75	75	63	12
Petition	PT	13	31	31	11	20
Remand Custody	RC	21	21	21	21	-
Remand Visitation	RV	21	21	21	21	-
Show Cause	SC	0	2	2	1	1
Status	ST	93	102	102	92	10
Traffic	T	118	167	173	91	82
Term Parental Rights	TP	18	84	84	18	66
Truancy	TR	9	25	25	10	15
Voluntary Continuing Services Agreement	VA	6	6	6	6	-
<b>Juvenile Total</b>		<b>1,115</b>	<b>2,263</b>	<b>2,269</b>	<b>1,024</b>	<b>1,241</b>
<b>Bristol Totals</b>		<b>1,772</b>	<b>4,064</b>	<b>4,082</b>	<b>1,651</b>	<b>2,426</b>



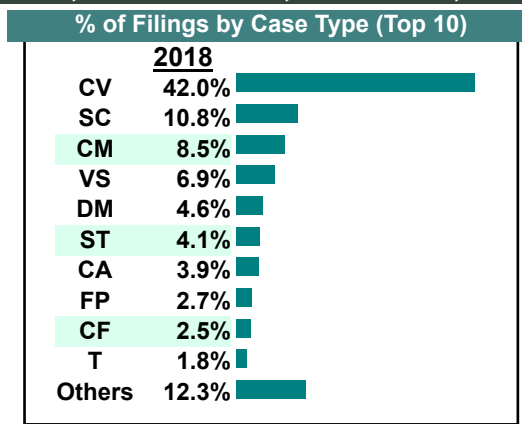
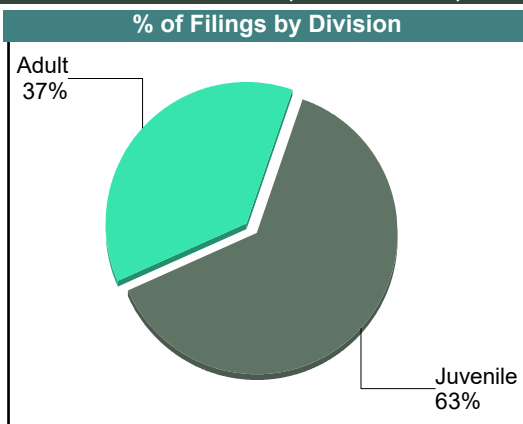
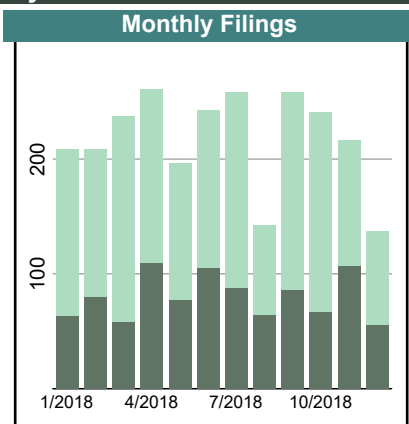
# CASELOAD STATISTICS OF THE JUVENILE & DOMESTIC RELATIONS COURTS

January 2018 thru December 2018

**Smyth**  
District: 28

		<u>Filings</u>	<u>Hearings</u>	<u>Transactions</u>	<u>Concluded</u>	<u>Cont</u>
<b><u>Adult</u></b>						
Non-Family Abuse Prot Order	AP	1	1	1	1	-
Bond Forfeiture	BF	1	1	1	1	-
Capias	CA	99	324	324	106	218
Felony	CF	65	213	213	78	135
Misdemeanor	CM	221	682	682	246	436
Family Abuse - Prot Order	FP	71	152	152	68	84
Motion - Prot Order	MP	6	6	6	5	1
Other	OT	2	2	2	2	-
Protective Order	PC	4	4	4	4	-
Remand Support	RS	29	29	29	29	-
Show Cause	SC	280	846	846	245	601
SL/Other	SL	4	4	4	4	-
Civil Support	VS	179	338	338	175	163
<b>Adult Total</b>		<b>962</b>	<b>2,602</b>	<b>2,602</b>	<b>964</b>	<b>1,638</b>

<b><u>Juvenile</u></b>						
Abuse or Neglect	AN	45	172	172	48	124
Non-Family Abuse Prot Order	AP	2	6	6	2	4
Capias	CA	3	6	6	2	4
Custody Relief	CR	1	5	5	2	3
Child in Need of Services	CS	2	5	5	2	3
Custody Visitation	CV	1,094	2,781	2,781	1,140	1,641
Felony	DF	11	53	53	11	42
Misdemeanor	DM	119	391	391	140	251
Entrustment	ET	4	4	4	4	-
Foster Care Review	FC	25	26	26	25	1
Initial Foster Care	IF	22	22	22	22	-
Motion - Prot Order	MP	8	10	10	9	1
Permanency	PH	45	47	47	45	2
Petition	PT	10	25	25	7	18
Remand Custody	RC	41	41	41	41	-
Remand Visitation	RV	41	41	41	41	-
Show Cause	SC	1	16	16	7	9
Status	ST	106	116	125	112	13
Traffic	T	47	69	75	45	30
Term Parental Rights	TP	8	19	19	9	10
Truancy	TR	5	18	18	6	12
Voluntary Continuing Services Agreement	VA	3	4	4	4	-
<b>Juvenile Total</b>		<b>1,643</b>	<b>3,877</b>	<b>3,892</b>	<b>1,724</b>	<b>2,168</b>
<b>Smyth Totals</b>		<b>2,605</b>	<b>6,479</b>	<b>6,494</b>	<b>2,688</b>	<b>3,806</b>



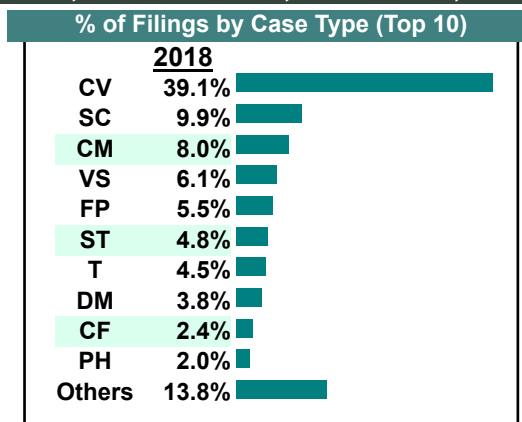
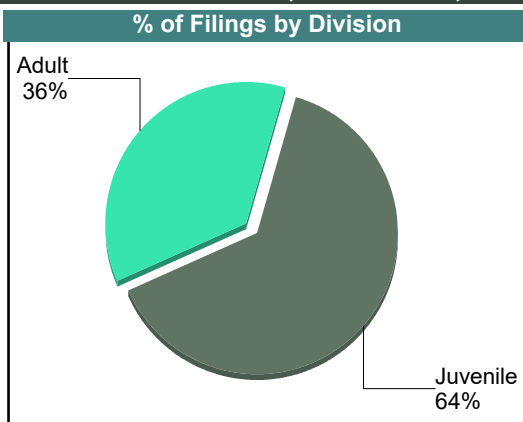
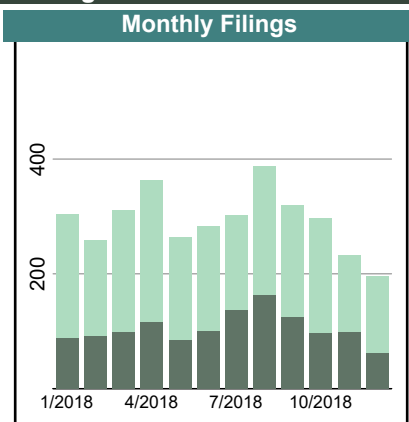
# CASELOAD STATISTICS OF THE JUVENILE & DOMESTIC RELATIONS COURTS

January 2018 thru December 2018

Washington

District: 28

		<u>Filings</u>	<u>Hearings</u>	<u>Transactions</u>	<u>Concluded</u>	<u>Cont</u>
<b>Adult</b>						
Non-Family Abuse Prot Order	AP	4	12	12	3	9
Capias	CA	69	220	220	89	129
Felony	CF	86	315	320	98	221
Misdemeanor	CM	281	872	873	295	577
Family Abuse - Prot Order	FP	192	390	390	177	213
Motion - Prot Order	MP	19	21	21	19	2
Other	OT	9	14	14	9	5
Protective Order	PC	1	1	1	1	-
Remand Support	RS	46	47	47	45	1
Show Cause	SC	346	1,062	1,062	333	719
SL/Other	SL	5	5	5	5	-
Civil Support	VS	214	494	494	213	278
<b>Adult Total</b>		<b>1,272</b>	<b>3,453</b>	<b>3,459</b>	<b>1,287</b>	<b>2,154</b>
<b>Juvenile</b>						
Abuse or Neglect	AN	51	155	155	54	101
Capias	CA	1	4	4	0	4
Custody Relief	CR	2	6	6	2	4
Child in Need of Services	CS	1	2	2	0	2
Custody Visitation	CV	1,375	3,166	3,166	1,416	1,728
Felony	DF	25	131	131	29	102
Misdemeanor	DM	134	396	396	137	259
Entrustment	ET	4	6	6	4	2
Foster Care Review	FC	38	43	43	38	5
Family Abuse - Prot Order	FP	2	4	4	2	2
Initial Foster Care	IF	11	11	11	11	-
Juv Support	JS	1	1	1	1	-
Motion - Prot Order	MP	10	15	15	10	5
Permanency	PH	72	83	83	72	11
Petition	PT	21	55	55	12	42
Remand Custody	RC	67	67	67	67	-
Remand Visitation	RV	67	67	67	67	-
Show Cause	SC	2	4	4	1	3
Status	ST	170	207	209	174	34
Traffic	T	158	215	251	153	98
Term Parental Rights	TP	12	45	45	6	38
Truancy	TR	12	31	31	10	21
Voluntary Continuing Services Agreement	VA	9	11	11	9	2
<b>Juvenile Total</b>		<b>2,245</b>	<b>4,725</b>	<b>4,763</b>	<b>2,275</b>	<b>2,463</b>
<b>Washington Totals</b>		<b>3,517</b>	<b>8,178</b>	<b>8,222</b>	<b>3,562</b>	<b>4,617</b>



Filings by Court & Division

	<u>Bristol</u>		<u>Smyth</u>		<u>Washington</u>		<u>Total</u>
<b>A</b>							
Show Cause	104	14%	280	38%	346	47%	730
Adult Misdemeanor	191	28%	221	32%	281	41%	693
Civil Support	108	22%	179	36%	214	43%	501
Family Abuse - Prot Ord	89	25%	71	20%	192	55%	352
Adult Felony	114	43%	65	25%	86	32%	265
Capias	28	14%	99	51%	69	35%	196
Remand Support	7	9%	29	35%	46	56%	82
Motion - Prot Order	8	24%	6	18%	19	58%	33
Other	3	21%	2	14%	9	64%	14
SL/Other	2	18%	4	36%	5	45%	11
Non-Family Abuse Prot	3	38%	1	13%	4	50%	8
Protective Order	-	0%	4	80%	1	20%	5
Bond Forfeiture	-	0%	1	100%	-	0%	1
<b>Total</b>	<b>657</b>	<b>23%</b>	<b>962</b>	<b>33%</b>	<b>1,272</b>	<b>44%</b>	<b>2,891</b>
<b>J</b>							
Custody Visitation	514	17%	1,094	37%	1,375	46%	2,983
Delinquency	96	25%	130	34%	159	41%	385
Status Offense/Other	93	25%	106	29%	170	46%	369
Traffic	118	37%	47	15%	158	49%	323
Permanency	66	36%	45	25%	72	39%	183
Abuse or Neglect	40	29%	45	33%	51	38%	136
Remand Custody	21	16%	41	32%	67	52%	129
Remand Visitation	21	16%	41	32%	67	52%	129
Foster Care Review	41	39%	25	24%	38	37%	104
Initial Foster Care	29	47%	22	35%	11	18%	62
Paternity	13	30%	10	23%	21	48%	44
Term Parental Rights	18	47%	8	21%	12	32%	38
Truancy	9	35%	5	19%	12	46%	26
Motion - Prot Order	6	25%	8	33%	10	42%	24
Voluntary Continuing Se	6	33%	3	17%	9	50%	18
Entrustment	8	50%	4	25%	4	25%	16
Custody Relief	9	75%	1	8%	2	17%	12
Capias	3	43%	3	43%	1	14%	7
Child in Need of Service	-	0%	2	67%	1	33%	3
Juv Support	2	67%	-	0%	1	33%	3
Non-Family Abuse Prot	1	33%	2	67%	-	0%	3
Show Cause	-	0%	1	33%	2	67%	3
Family Abuse - Prot Ord	-	0%	-	0%	2	100%	2
Emancipation	1	100%	-	0%	-	0%	1
<b>Total</b>	<b>1,115</b>	<b>22%</b>	<b>1,643</b>	<b>33%</b>	<b>2,245</b>	<b>45%</b>	<b>5,003</b>
<b>Total</b>	<b>1,772</b>	<b>22%</b>	<b>2,605</b>	<b>33%</b>	<b>3,517</b>	<b>45%</b>	<b>7,894</b>



# CASELOAD STATISTICS OF THE JUVENILE & DOMESTIC RELATIONS COURTS

January 2018 thru December 2018

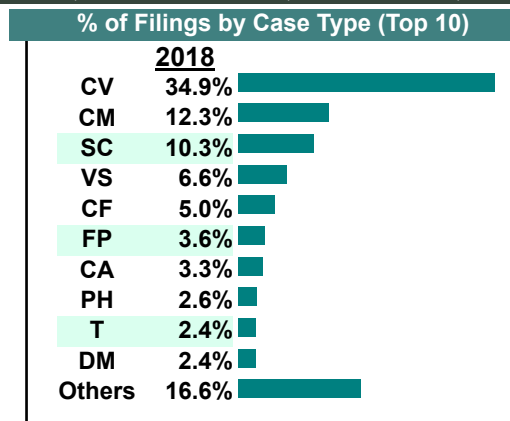
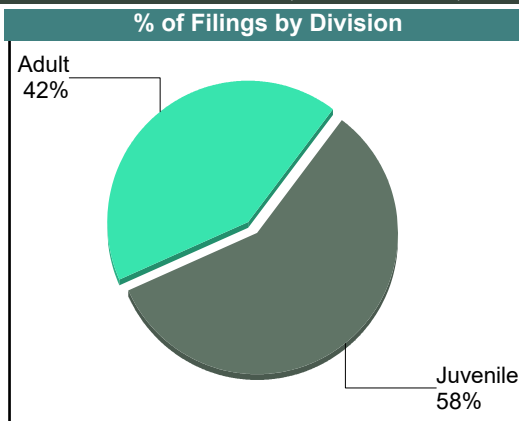
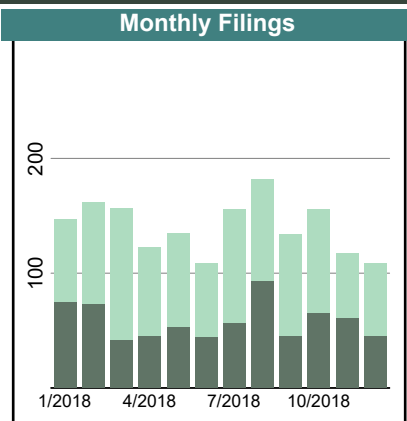
**Buchanan**

District: 29

		<u>Filings</u>	<u>Hearings</u>	<u>Transactions</u>	<u>Concluded</u>	<u>Cont</u>
<b><u>Adult</u></b>						
Non-Family Abuse Prot Order	AP	4	8	8	3	5
Bond Forfeiture	BF	0	3	3	1	2
Capias	CA	55	202	202	61	141
Felony	CF	84	300	318	81	237
Misdemeanor	CM	207	783	783	208	575
Family Abuse - Prot Order	FP	59	129	129	62	67
Motion - Prot Order	MP	3	3	3	3	-
Other	OT	3	5	5	3	2
Protective Order	PC	1	1	1	1	-
Violation of PO	PV	2	3	3	2	1
Remand Support	RS	6	6	6	6	-
Show Cause	SC	170	602	602	150	451
Civil Support	VS	111	327	327	127	200
<b>Adult Total</b>		<b>705</b>	<b>2,372</b>	<b>2,390</b>	<b>708</b>	<b>1,681</b>

<b><u>Juvenile</u></b>						
Abuse or Neglect	AN	26	102	102	28	74
Non-Family Abuse Prot Order	AP	8	17	17	6	11
Capias	CA	1	1	1	1	-
Custody Relief	CR	3	5	5	3	2
Child in Need of Services	CS	9	32	32	12	20
Custody Visitation	CV	589	1,725	1,725	641	1,083
Felony	DF	22	166	166	55	111
Misdemeanor	DM	40	220	220	56	164
Foster Care Review	FC	37	39	39	38	1
Family Abuse - Prot Order	FP	2	9	9	0	9
Initial Foster Care	IF	28	28	28	28	-
Motion - Prot Order	MP	24	30	30	25	5
Protective Order	PC	1	4	4	1	3
Permanency	PH	43	48	48	41	7
Petition	PT	11	28	28	13	15
Remand Custody	RC	13	13	13	13	-
Child at Risk	RI	19	66	66	22	44
Remand Visitation	RV	11	11	11	11	-
Show Cause	SC	4	8	8	4	4
Status	ST	21	57	57	25	32
Traffic	T	41	62	72	43	29
Term Parental Rights	TP	6	8	8	6	2
Truancy	TR	14	109	109	32	77
Voluntary Continuing Services Agreement	VA	8	9	9	8	1
<b>Juvenile Total</b>		<b>981</b>	<b>2,797</b>	<b>2,807</b>	<b>1,112</b>	<b>1,694</b>

<b>Buchanan Totals</b>		<b>1,686</b>	<b>5,169</b>	<b>5,197</b>	<b>1,820</b>	<b>3,375</b>
------------------------	--	--------------	--------------	--------------	--------------	--------------



# CASELOAD STATISTICS OF THE JUVENILE & DOMESTIC RELATIONS COURTS

January 2018 thru December 2018

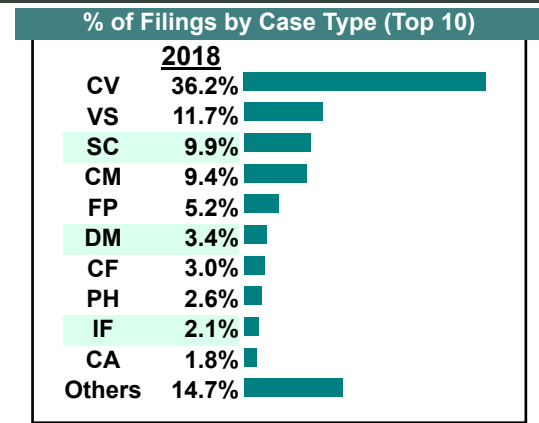
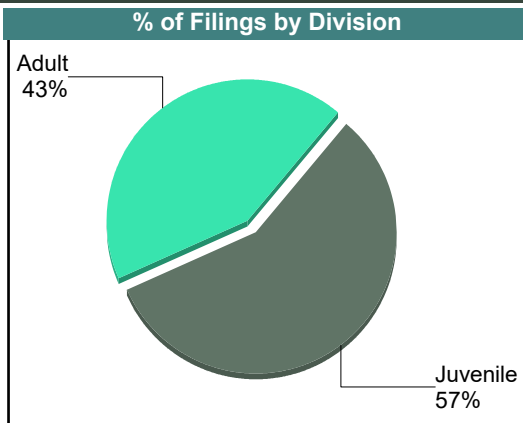
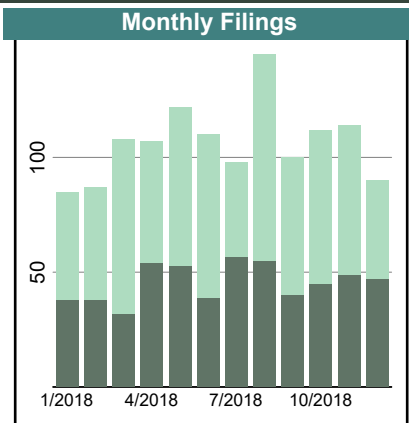
Dickenson

District: 29

		<u>Filings</u>	<u>Hearings</u>	<u>Transactions</u>	<u>Concluded</u>	<u>Cont</u>
<b>Adult</b>						
Non-Family Abuse Prot Order	AP	1	5	5	0	5
Capias	CA	23	44	44	20	24
Felony	CF	38	97	97	20	77
Misdemeanor	CM	120	336	336	107	229
Family Abuse - Prot Order	FP	66	138	138	66	72
Motion - Prot Order	MP	11	15	15	11	4
Other	OT	6	28	28	6	22
Remand Support	RS	11	11	11	11	-
Show Cause	SC	120	335	335	109	226
SL/Other	SL	1	1	1	1	-
Civil Support	VS	150	328	328	140	188
<b>Adult Total</b>		<b>547</b>	<b>1,338</b>	<b>1,338</b>	<b>491</b>	<b>847</b>

<b>Juvenile</b>						
Abuse or Neglect	AN	16	53	53	15	38
Non-Family Abuse Prot Order	AP	1	1	1	1	-
Custody Relief	CR	1	2	2	1	1
Child in Need of Services	CS	8	53	53	21	32
Custody Visitation	CV	463	1,276	1,276	513	763
Felony	DF	8	44	44	15	29
Misdemeanor	DM	43	154	154	47	107
Entrustment	ET	12	12	12	12	-
Foster Care Review	FC	23	23	23	23	-
Initial Foster Care	IF	27	29	29	27	2
Motion - Prot Order	MP	2	2	2	2	-
Permanency	PH	33	40	40	34	6
Petition	PT	8	21	21	8	13
Remand Custody	RC	3	4	4	3	1
Child at Risk	RI	14	41	41	14	27
Show Cause	SC	7	18	18	6	12
Status	ST	19	61	61	21	40
Traffic	T	21	44	47	25	22
Term Parental Rights	TP	14	23	23	15	8
Truancy	TR	8	48	48	11	37
<b>Juvenile Total</b>		<b>731</b>	<b>1,949</b>	<b>1,952</b>	<b>814</b>	<b>1,138</b>

<b>Dickenson Totals</b>		<b>1,278</b>	<b>3,287</b>	<b>3,290</b>	<b>1,305</b>	<b>1,985</b>
-------------------------	--	--------------	--------------	--------------	--------------	--------------

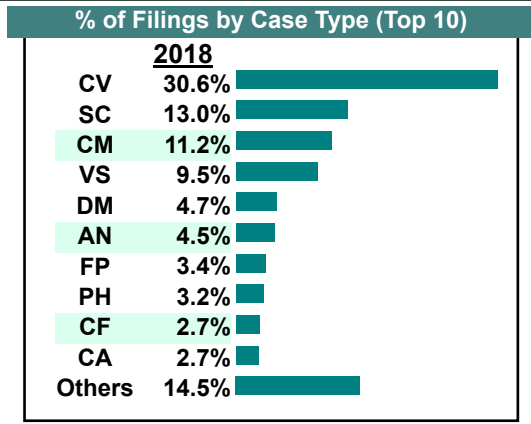
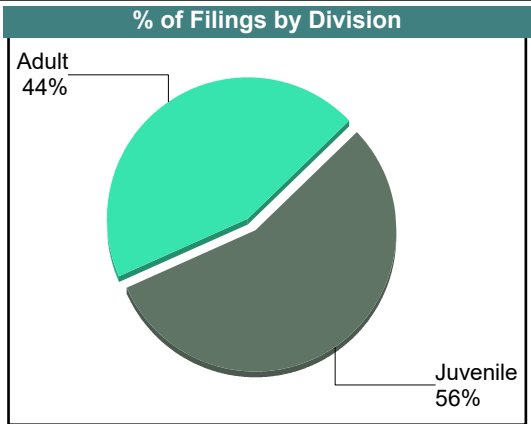
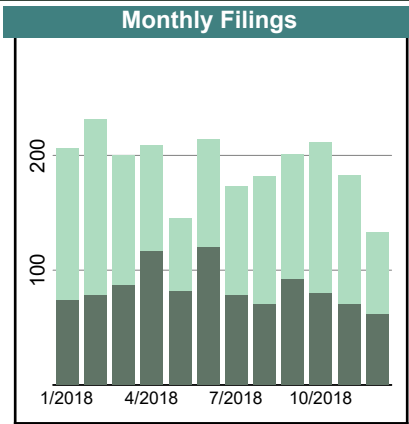


# CASELOAD STATISTICS OF THE JUVENILE & DOMESTIC RELATIONS COURTS

January 2018 thru December 2018

**Russell**  
District: 29

		<u>Filings</u>	<u>Hearings</u>	<u>Transactions</u>	<u>Concluded</u>	<u>Cont</u>
<b>Adult</b>						
Non-Family Abuse Prot Order	AP	4	6	6	4	2
Capias	CA	59	168	168	65	102
Felony	CF	62	215	215	53	162
Misdemeanor	CM	256	938	938	262	676
Family Abuse - Prot Order	FP	77	173	173	83	90
Motion - Prot Order	MP	18	25	25	19	6
Other	OT	13	26	26	12	14
Violation of PO	PV	10	10	10	10	-
Remand Support	RS	1	1	1	1	-
Show Cause	SC	296	864	864	320	544
SL/Other	SL	1	1	1	0	-
Civil Support	VS	218	449	449	214	235
<b>Adult Total</b>		<b>1,015</b>	<b>2,876</b>	<b>2,876</b>	<b>1,043</b>	<b>1,831</b>
<b>Juvenile</b>						
Abuse or Neglect	AN	102	344	344	94	250
Non-Family Abuse Prot Order	AP	4	9	9	7	2
Capias	CA	2	11	11	2	9
Custody Relief	CR	7	15	15	6	9
Child in Need of Services	CS	7	39	39	9	30
Custody Visitation	CV	700	1,880	1,880	731	1,149
Felony	DF	30	112	112	22	90
Misdemeanor	DM	108	344	344	112	232
Entrustment	ET	7	11	11	7	4
Foster Care Review	FC	30	34	34	30	4
Family Abuse - Prot Order	FP	1	3	3	1	2
Initial Foster Care	IF	31	32	32	31	1
Motion - Prot Order	MP	29	64	64	34	30
Permanency	PH	74	97	97	75	22
Petition	PT	16	43	43	17	26
Remand Custody	RC	2	2	2	2	-
Remand Visitation	RV	2	2	2	2	-
Show Cause	SC	2	2	2	2	-
Status	ST	47	141	141	52	89
Traffic	T	54	98	103	67	36
Term Parental Rights	TP	18	66	66	19	46
Truancy	TR	1	6	6	2	4
<b>Juvenile Total</b>		<b>1,274</b>	<b>3,355</b>	<b>3,360</b>	<b>1,324</b>	<b>2,035</b>
<b>Russell Totals</b>		<b>2,289</b>	<b>6,231</b>	<b>6,236</b>	<b>2,367</b>	<b>3,866</b>



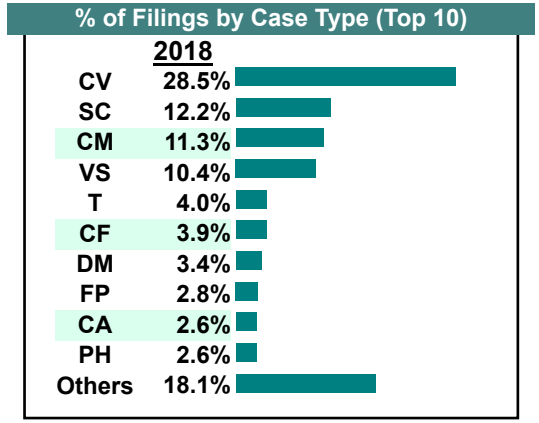
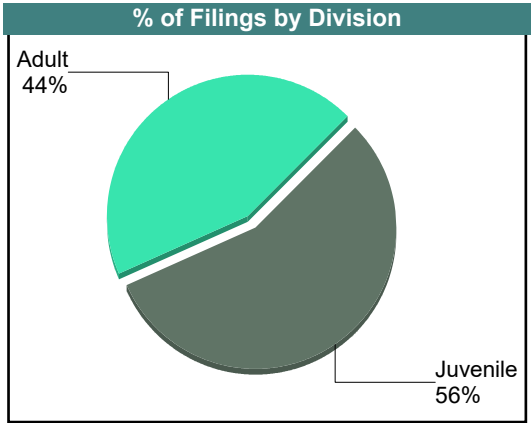
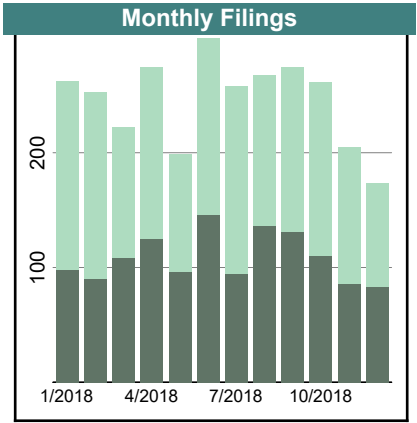
# CASELOAD STATISTICS OF THE JUVENILE & DOMESTIC RELATIONS COURTS

January 2018 thru December 2018

		<u>Filings</u>	<u>Hearings</u>	<u>Transactions</u>	<u>Concluded</u>	<u>Cont</u>
<b>Adult</b>						
Non-Family Abuse Prot Order	AP	4	5	5	3	2
Capias	CA	78	288	288	92	196
Felony	CF	115	432	456	101	355
Misdemeanor	CM	334	1,091	1,091	344	747
Family Abuse - Prot Order	FP	80	179	179	82	97
Motion - Prot Order	MP	10	15	15	10	5
Other	OT	2	6	6	2	4
Protective Order	PC	1	1	1	1	-
Remand Support	RS	29	29	29	29	-
Show Cause	SC	339	1,134	1,134	344	790
SL/Other	SL	8	9	9	8	1
Civil Support	VS	306	671	671	282	389
<b>Adult Total</b>		<b>1,306</b>	<b>3,860</b>	<b>3,884</b>	<b>1,298</b>	<b>2,586</b>

<b>Juvenile</b>						
Abuse or Neglect	AN	74	266	266	80	186
Non-Family Abuse Prot Order	AP	4	18	18	7	11
Custody Relief	CR	6	12	12	6	6
Child in Need of Services	CS	9	37	37	13	24
Custody Visitation	CV	841	2,025	2,025	770	1,255
Felony	DF	33	223	223	43	180
Misdemeanor	DM	99	370	370	133	237
Emancipation	EP	1	1	1	1	-
Entrustment	ET	13	21	21	13	8
Foster Care Review	FC	59	65	65	59	6
Family Abuse - Prot Order	FP	4	13	13	3	10
Initial Foster Care	IF	59	61	61	59	2
Juv Support	JS	1	2	2	1	1
Motion - Prot Order	MP	7	9	9	6	3
Permanency	PH	78	87	87	78	9
Petition	PT	14	31	31	15	16
Remand Custody	RC	64	64	64	64	-
Child at Risk	RI	12	29	29	11	18
Show Cause	SC	22	48	48	20	28
Status	ST	54	143	143	52	91
Traffic	T	117	175	178	109	69
Term Parental Rights	TP	39	89	89	40	49
Truancy	TR	31	154	154	33	121
Voluntary Continuing Services Agreement	VA	1	1	1	1	-
<b>Juvenile Total</b>		<b>1,642</b>	<b>3,944</b>	<b>3,947</b>	<b>1,617</b>	<b>2,330</b>

<b>Tazewell Totals</b>		<b>2,948</b>	<b>7,804</b>	<b>7,831</b>	<b>2,915</b>	<b>4,916</b>
------------------------	--	--------------	--------------	--------------	--------------	--------------



Filings by Court & Division

	<u>Buchanan</u>		<u>Dickenson</u>		<u>Russell</u>		<u>Tazewell</u>		<u>Total</u>
<b>A</b>									
Show Cause	170	18%	120	13%	296	32%	339	37%	925
Adult Misdemeanor	207	23%	120	13%	256	28%	334	36%	917
Civil Support	111	14%	150	19%	218	28%	306	39%	785
Adult Felony	84	28%	38	13%	62	21%	115	38%	299
Family Abuse - Prot Ord	59	21%	66	23%	77	27%	80	28%	282
Capias	55	26%	23	11%	59	27%	78	36%	215
Remand Support	6	13%	11	23%	1	2%	29	62%	47
Motion - Prot Order	3	7%	11	26%	18	43%	10	24%	42
Other	3	13%	6	25%	13	54%	2	8%	24
Non-Family Abuse Prot	4	31%	1	8%	4	31%	4	31%	13
Violation of PO	2	17%	-	0%	10	83%	-	0%	12
SL/Other	-	0%	1	10%	1	10%	8	80%	10
Protective Order	1	50%	-	0%	-	0%	1	50%	2
Bond Forfeiture	-	0%	-	0%	-	0%	-	0%	0
<b>Total</b>	<b>705</b>	<b>20%</b>	<b>547</b>	<b>15%</b>	<b>1,015</b>	<b>28%</b>	<b>1,306</b>	<b>37%</b>	<b>3,573</b>
<b>J</b>									
Custody Visitation	589	23%	463	18%	700	27%	841	32%	2,593
Delinquency	62	16%	51	13%	138	36%	132	34%	383
Traffic	41	18%	21	9%	54	23%	117	50%	233
Permanency	43	19%	33	14%	74	32%	78	34%	228
Abuse or Neglect	26	12%	16	7%	102	47%	74	34%	218
Foster Care Review	37	25%	23	15%	30	20%	59	40%	149
Initial Foster Care	28	19%	27	19%	31	21%	59	41%	145
Status Offense/Other	21	15%	19	13%	47	33%	54	38%	141
Remand Custody	13	16%	3	4%	2	2%	64	78%	82
Term Parental Rights	6	8%	14	18%	18	23%	39	51%	77
Motion - Prot Order	24	39%	2	3%	29	47%	7	11%	62
Truancy	14	26%	8	15%	1	2%	31	57%	54
Paternity	11	22%	8	16%	16	33%	14	29%	49
Child at Risk	19	42%	14	31%	-	0%	12	27%	45
Show Cause	4	11%	7	20%	2	6%	22	63%	35
Child in Need of Service	9	27%	8	24%	7	21%	9	27%	33
Entrustment	-	0%	12	38%	7	22%	13	41%	32
Custody Relief	3	18%	1	6%	7	41%	6	35%	17
Non-Family Abuse Prot	8	47%	1	6%	4	24%	4	24%	17
Remand Visitation	11	85%	-	0%	2	15%	-	0%	13
Voluntary Continuing Se	8	89%	-	0%	-	0%	1	11%	9
Family Abuse - Prot Ord	2	29%	-	0%	1	14%	4	57%	7
Capias	1	33%	-	0%	2	67%	-	0%	3
Emancipation	-	0%	-	0%	-	0%	1	100%	1
Juv Support	-	0%	-	0%	-	0%	1	100%	1
Protective Order	1	100%	-	0%	-	0%	-	0%	1
<b>Total</b>	<b>981</b>	<b>21%</b>	<b>731</b>	<b>16%</b>	<b>1,274</b>	<b>28%</b>	<b>1,642</b>	<b>35%</b>	<b>4,628</b>
<b>Total</b>	<b>1,686</b>	<b>21%</b>	<b>1,278</b>	<b>16%</b>	<b>2,289</b>	<b>28%</b>	<b>2,948</b>	<b>36%</b>	<b>8,201</b>

# CASELOAD STATISTICS OF THE JUVENILE & DOMESTIC RELATIONS COURTS

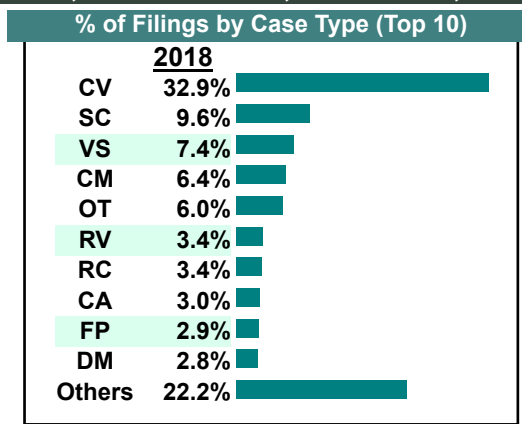
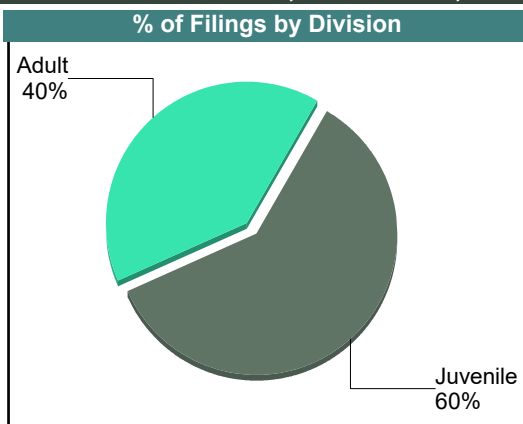
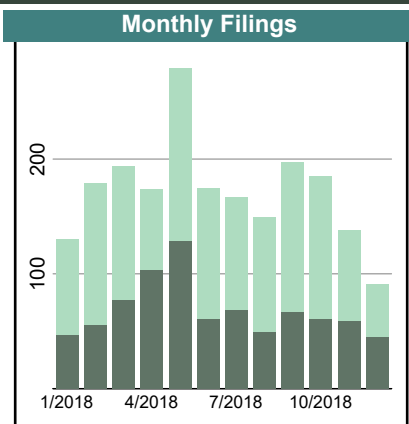
January 2018 thru December 2018

Lee District: 30

		Filings	Hearings	Transactions	Concluded	Cont
<b>Adult</b>						
Non-Family Abuse Prot Order	AP	10	18	18	9	9
Capias	CA	61	166	166	72	94
Felony	CF	37	158	163	40	123
Misdemeanor	CM	131	388	388	126	262
Family Abuse - Prot Order	FP	58	137	137	59	78
Motion - Prot Order	MP	15	16	16	15	1
Other	OT	124	292	292	121	171
Remand Support	RS	49	49	49	49	-
Show Cause	SC	186	710	710	237	473
SL/Other	SL	2	3	3	2	1
Civil Support	VS	153	322	322	142	180
<b>Adult Total</b>		<b>826</b>	<b>2,259</b>	<b>2,264</b>	<b>872</b>	<b>1,392</b>

<b>Juvenile</b>						
Abuse or Neglect	AN	51	197	197	52	145
Non-Family Abuse Prot Order	AP	5	9	9	5	4
Capias	CA	1	2	2	2	-
Custody Relief	CR	21	34	34	21	13
Child in Need of Services	CS	4	15	15	2	13
Custody Visitation	CV	677	1,834	1,834	635	1,199
Felony	DF	28	101	101	32	69
Misdemeanor	DM	57	159	159	62	97
Foster Care Review	FC	36	38	38	36	2
Family Abuse - Prot Order	FP	2	3	3	2	1
Initial Foster Care	IF	27	27	27	27	-
Motion - Prot Order	MP	1	1	1	1	-
Permanency	PH	43	45	45	40	5
Petition	PT	6	12	12	5	7
Remand Custody	RC	69	69	69	69	-
Child at Risk	RI	3	3	3	3	-
RR	RR	0	4	4	1	3
Remand Visitation	RV	70	70	70	70	-
Show Cause	SC	12	30	30	12	18
Status	ST	33	96	96	22	74
Traffic	T	52	53	77	51	26
Term Parental Rights	TP	9	21	21	7	14
Truancy	TR	24	132	132	23	109
Voluntary Continuing Services Agreement	VA	2	2	2	2	-
<b>Juvenile Total</b>		<b>1,233</b>	<b>2,957</b>	<b>2,981</b>	<b>1,182</b>	<b>1,799</b>

<b>Lee Totals</b>		<b>2,059</b>	<b>5,216</b>	<b>5,245</b>	<b>2,054</b>	<b>3,191</b>
-------------------	--	--------------	--------------	--------------	--------------	--------------

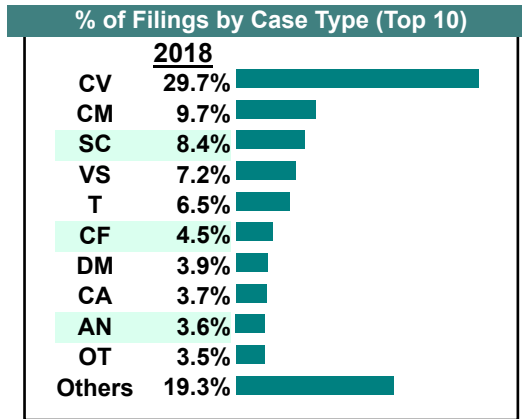
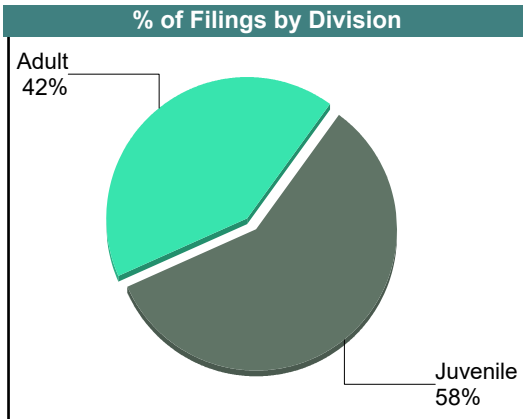
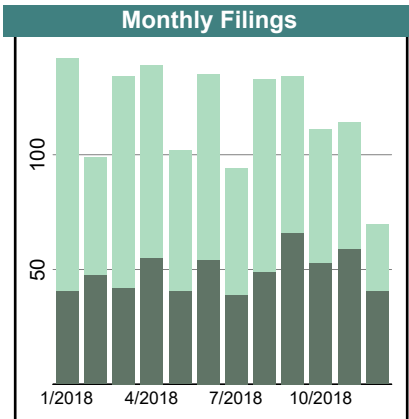


# CASELOAD STATISTICS OF THE JUVENILE & DOMESTIC RELATIONS COURTS

January 2018 thru December 2018

**Scott**  
District: 30

		<u>Filings</u>	<u>Hearings</u>	<u>Transactions</u>	<u>Concluded</u>	<u>Cont</u>
<b><u>Adult</u></b>						
Capias	CA	50	110	110	51	59
Felony	CF	63	217	246	73	173
Misdemeanor	CM	137	530	530	135	395
Family Abuse - Prot Order	FP	46	60	60	47	13
Motion - Prot Order	MP	9	10	10	8	2
Other	OT	49	147	147	35	112
Remand Support	RS	21	21	21	21	-
Show Cause	SC	110	389	389	126	263
SL/Other	SL	1	1	1	1	-
Civil Support	VS	102	211	211	88	123
<b>Adult Total</b>		<b>588</b>	<b>1,696</b>	<b>1,725</b>	<b>585</b>	<b>1,140</b>
<b><u>Juvenile</u></b>						
Abuse or Neglect	AN	50	179	179	56	123
Capias	CA	2	3	3	2	1
Child in Need of Services	CS	3	12	12	3	9
Custody Visitation	CV	418	1,148	1,148	453	695
Felony	DF	20	150	150	34	116
Misdemeanor	DM	55	179	191	68	123
Emancipation	EP	2	3	3	2	1
Entrustment	ET	6	7	7	6	1
Foster Care Review	FC	41	44	44	41	3
Initial Foster Care	IF	37	40	40	37	3
Motion - Prot Order	MP	1	1	1	1	-
Permanency	PH	40	45	45	40	5
Petition	PT	4	7	7	3	4
Remand Custody	RC	1	1	1	1	-
Show Cause	SC	8	21	21	11	10
Status	ST	14	66	66	12	54
Traffic	T	92	105	150	97	53
Term Parental Rights	TP	18	51	51	18	33
Truancy	TR	1	10	10	2	8
Voluntary Continuing Services Agreement	VA	6	6	6	6	-
<b>Juvenile Total</b>		<b>819</b>	<b>2,078</b>	<b>2,135</b>	<b>893</b>	<b>1,242</b>
<b>Scott Totals</b>		<b>1,407</b>	<b>3,774</b>	<b>3,860</b>	<b>1,478</b>	<b>2,382</b>

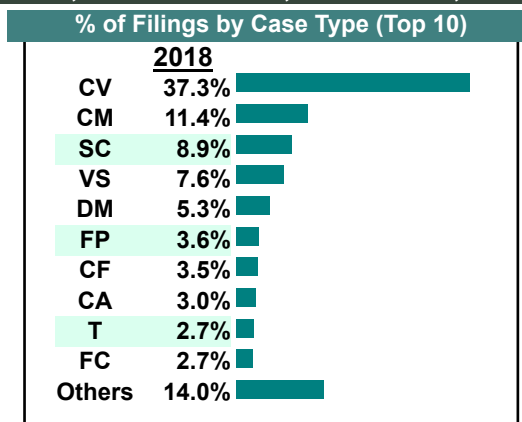
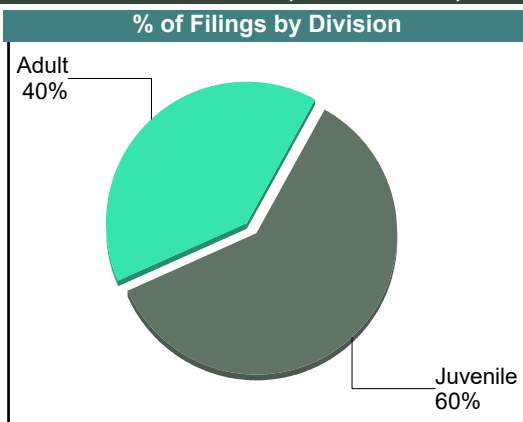
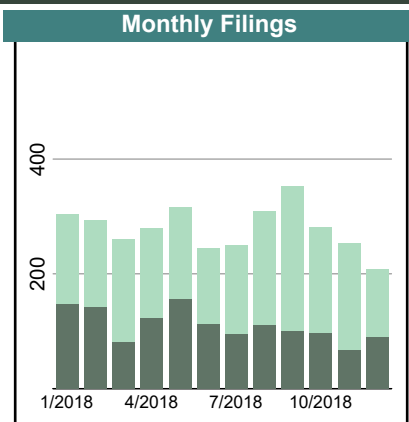


# CASELOAD STATISTICS OF THE JUVENILE & DOMESTIC RELATIONS COURTS

January 2018 thru December 2018

**Wise**  
District: 30

		<u>Filings</u>	<u>Hearings</u>	<u>Transactions</u>	<u>Concluded</u>	<u>Cont</u>
<b>Adult</b>						
Non-Family Abuse Prot Order	AP	6	11	11	6	5
Capias	CA	100	304	304	115	189
Felony	CF	116	421	421	125	296
Misdemeanor	CM	382	1,216	1,216	468	748
Family Abuse - Prot Order	FP	119	239	239	113	124
Motion - Prot Order	MP	6	7	7	6	1
Other	OT	59	431	431	59	372
Violation Fam Abuse PO	PS	0	1	1	1	-
Remand Support	RS	1	2	2	1	1
Show Cause	SC	275	987	987	326	659
SL/Other	SL	8	11	11	6	5
Civil Support	VS	256	567	567	234	332
<b>Adult Total</b>		<b>1,328</b>	<b>4,197</b>	<b>4,197</b>	<b>1,460</b>	<b>2,732</b>
<b>Juvenile</b>						
Abuse or Neglect	AN	73	251	251	75	176
Non-Family Abuse Prot Order	AP	1	2	2	1	1
Capias	CA	2	6	6	2	4
Custody Relief	CR	8	12	12	8	4
Child in Need of Services	CS	11	45	45	14	31
Custody Visitation	CV	1,250	3,212	3,212	1,266	1,942
Felony	DF	51	325	325	56	269
Misdemeanor	DM	177	936	936	169	767
Emancipation	EP	2	3	3	2	1
Entrustment	ET	18	20	20	18	2
Foster Care Review	FC	89	93	93	88	3
Initial Foster Care	IF	60	61	61	60	1
Motion - Prot Order	MP	2	2	2	2	-
Permanency	PH	57	59	59	56	3
Remand Custody	RC	2	2	2	2	-
Child at Risk	RI	16	36	36	9	27
Remand Visitation	RV	2	2	2	2	-
Show Cause	SC	23	42	42	22	20
Status	ST	43	301	301	42	259
Traffic	T	92	163	166	90	76
Term Parental Rights	TP	39	84	84	42	42
Truancy	TR	4	11	11	1	9
Voluntary Continuing Services Agreement	VA	1	1	1	1	-
<b>Juvenile Total</b>		<b>2,023</b>	<b>5,669</b>	<b>5,672</b>	<b>2,028</b>	<b>3,637</b>
<b>Wise Totals</b>		<b>3,351</b>	<b>9,866</b>	<b>9,869</b>	<b>3,488</b>	<b>6,369</b>





Filings by Court & Division

	<u>Lee</u>		<u>Scott</u>		<u>Wise</u>		<u>Total</u>
<b>A</b>							
Adult Misdemeanor	131	20%	137	21%	382	59%	650
Show Cause	186	33%	110	19%	275	48%	571
Civil Support	153	30%	102	20%	256	50%	511
Other	124	53%	49	21%	59	25%	232
Family Abuse - Prot Ord	58	26%	46	21%	119	53%	223
Adult Felony	37	17%	63	29%	116	54%	216
Capias	61	29%	50	24%	100	47%	211
Remand Support	49	69%	21	30%	1	1%	71
Motion - Prot Order	15	50%	9	30%	6	20%	30
Non-Family Abuse Prot	10	63%	-	0%	6	38%	16
SL/Other	2	18%	1	9%	8	73%	11
Violation Fam Abuse PC	-	0%	-	0%	-	0%	0
<b>Total</b>	<b>826</b>	<b>30%</b>	<b>588</b>	<b>21%</b>	<b>1,328</b>	<b>48%</b>	<b>2,742</b>
<b>J</b>							
Custody Visitation	677	29%	418	18%	1,250	53%	2,345
Delinquency	85	22%	75	19%	228	59%	388
Traffic	52	22%	92	39%	92	39%	236
Abuse or Neglect	51	29%	50	29%	73	42%	174
Foster Care Review	36	22%	41	25%	89	54%	166
Permanency	43	31%	40	29%	57	41%	140
Initial Foster Care	27	22%	37	30%	60	48%	124
Status Offense/Other	33	37%	14	16%	43	48%	90
Remand Custody	69	96%	1	1%	2	3%	72
Remand Visitation	70	97%	-	0%	2	3%	72
Term Parental Rights	9	14%	18	27%	39	59%	66
Show Cause	12	28%	8	19%	23	53%	43
Custody Relief	21	72%	-	0%	8	28%	29
Truancy	24	83%	1	3%	4	14%	29
Entrustment	-	0%	6	25%	18	75%	24
Child at Risk	3	16%	-	0%	16	84%	19
Child in Need of Service	4	22%	3	17%	11	61%	18
Paternity	6	60%	4	40%	-	0%	10
Voluntary Continuing Se	2	22%	6	67%	1	11%	9
Non-Family Abuse Prot	5	83%	-	0%	1	17%	6
Capias	1	20%	2	40%	2	40%	5
Emancipation	-	0%	2	50%	2	50%	4
Motion - Prot Order	1	25%	1	25%	2	50%	4
Family Abuse - Prot Ord	2	100%	-	0%	-	0%	2
Restoration of Parental	-	0%	-	0%	-	0%	0
<b>Total</b>	<b>1,233</b>	<b>30%</b>	<b>819</b>	<b>20%</b>	<b>2,023</b>	<b>50%</b>	<b>4,075</b>
<b>Total</b>	<b>2,059</b>	<b>30%</b>	<b>1,407</b>	<b>21%</b>	<b>3,351</b>	<b>49%</b>	<b>6,817</b>

**CASELOAD STATISTICS OF THE JUVENILE & DOMESTIC RELATIONS COURTS**

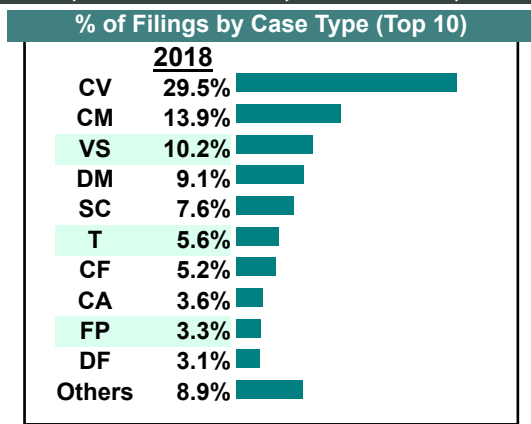
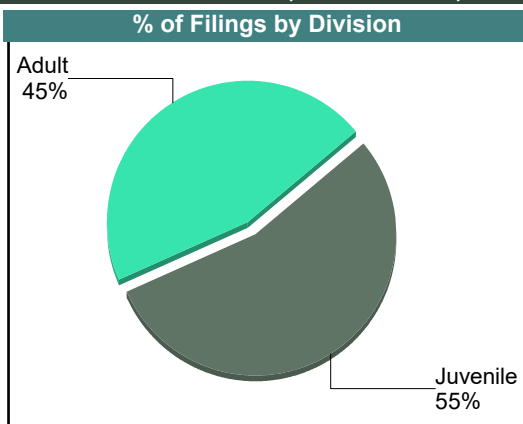
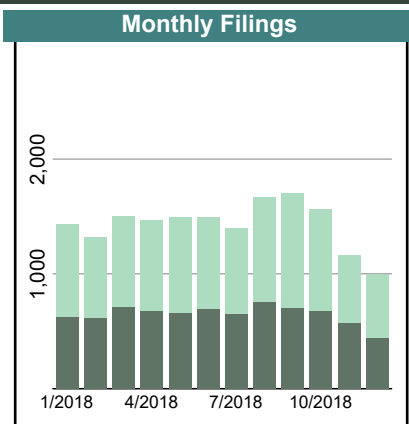
January 2018 thru December 2018

		<u>Filings</u>	<u>Hearings</u>	<u>Transactions</u>	<u>Concluded</u>	<u>Cont</u>
<b>Adult</b>						
Non-Family Abuse Prot Order	AP	12	25	25	11	14
Bond Forfeiture	BF	5	12	12	5	7
Capias	CA	615	2,268	2,268	785	1,483
Felony	CF	896	3,891	3,903	827	3,076
Misdemeanor	CM	2,394	8,507	8,508	2,475	6,033
Crim Support	CS	1	1	1	1	-
Family Abuse - Prot Order	FP	569	1,230	1,230	557	673
Motion - Prot Order	MP	44	51	51	45	6
Other	OT	25	32	32	26	6
Protective Order	PC	2	2	2	2	-
Violation Fam Abuse PO	PS	1	2	2	0	2
Violation of PO	PV	9	9	9	9	-
Remand Support	RS	131	140	140	132	8
Show Cause	SC	1,314	3,345	3,345	1,360	1,985
SL/Other	SL	43	63	63	44	19
Civil Support	VS	1,756	4,083	4,083	1,743	2,340
<b>Adult Total</b>		<b>7,817</b>	<b>23,661</b>	<b>23,674</b>	<b>8,022</b>	<b>15,652</b>

**Juvenile**

Abuse or Neglect	AN	124	397	397	139	258
Non-Family Abuse Prot Order	AP	19	33	33	20	13
Capias	CA	0	1	1	1	-
Custody Relief	CR	0	3	3	3	-
Child in Need of Services	CS	33	167	167	26	141
Custody Visitation	CV	5,075	12,652	12,652	5,088	7,564
Felony	DF	541	3,406	3,410	606	2,804
Misdemeanor	DM	1,560	5,547	5,552	1,747	3,805
Emancipation	EP	2	5	5	3	2
Foster Care Review	FC	63	72	72	66	6
Family Abuse - Prot Order	FP	1	4	4	2	2
Initial Foster Care	IF	34	46	46	35	11
Juv Support	JS	1	7	7	1	6
Motion - Prot Order	MP	116	160	160	135	25
Permanency	PH	136	187	187	143	44
Petition	PT	69	151	151	69	82
Remand Custody	RC	147	147	147	147	-
Child at Risk	RI	7	48	48	12	36
Remand Visitation	RV	150	150	150	150	-
Show Cause	SC	0	3	3	1	2
Status	ST	266	842	842	290	552
Traffic	T	963	1,186	1,443	956	487
Term Parental Rights	TP	20	44	44	15	29
Truancy	TR	52	398	398	73	325
Voluntary Continuing Services Agreement	VA	11	13	13	12	1
<b>Juvenile Total</b>		<b>9,390</b>	<b>25,669</b>	<b>25,935</b>	<b>9,740</b>	<b>16,195</b>

<b>Prince William Totals</b>	<b>17,207</b>	<b>49,330</b>	<b>49,609</b>	<b>17,762</b>	<b>31,847</b>
------------------------------	---------------	---------------	---------------	---------------	---------------



Filings by Court & Division

		<u>Prince William</u>		
<b>A</b>	Adult Misdemeanor	2,394	13.9%	
	Civil Support	1,756	10.2%	
	Show Cause	1,314	7.6%	
	Adult Felony	896	5.2%	
	Capias	615	3.6%	
	Family Abuse - Prot Order	569	3.3%	
	Remand Support	131	0.8%	
	Motion - Prot Order	44	0.3%	
	SL/Other	43	0.2%	
	Other	25	0.1%	
	Non-Family Abuse Prot Order	12	0.1%	
	Violation of PO	9	0.1%	
	Bond Forfeiture	5	0.0%	
	Protective Order	2	0.0%	
	Criminal Support	1	0.0%	
	Violation Fam Abuse PO	1	0.0%	
	<b>Total</b>	<b>7,817</b>	<b>45%</b>	
<b>J</b>	Custody Visitation	5,075	29.5%	
	Delinquency	2,101	12.2%	
	Traffic	963	5.6%	
	Status Offense/Other	266	1.5%	
	Remand Visitation	150	0.9%	
	Remand Custody	147	0.9%	
	Permanency	136	0.8%	
	Abuse or Neglect	124	0.7%	
	Motion - Prot Order	116	0.7%	
	Paternity	69	0.4%	
	Foster Care Review	63	0.4%	
	Truancy	52	0.3%	
	Initial Foster Care	34	0.2%	
	Child in Need of Services	33	0.2%	
	Term Parental Rights	20	0.1%	
	Non-Family Abuse Prot Order	19	0.1%	
	Voluntary Continuing Services Agre	11	0.1%	
	Child at Risk	7	0.0%	
	Emancipation	2	0.0%	
	Family Abuse - Prot Order	1	0.0%	
	Juv Support	1	0.0%	
	Capias	-	0.0%	
	Custody Relief	-	0.0%	
	Show Cause	-	0.0%	
		<b>Total</b>	<b>9,390</b>	<b>55%</b>
	<b>Total</b>		<b>17,207</b>	<b>100%</b>

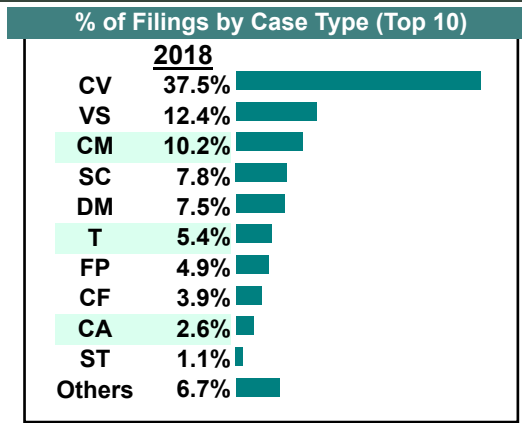
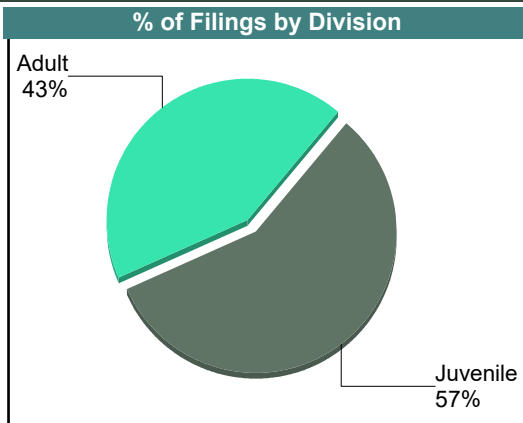
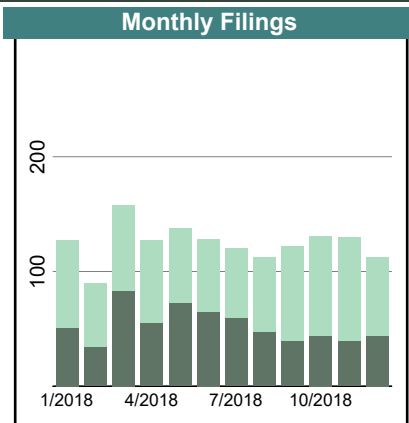
# CASELOAD STATISTICS OF THE JUVENILE & DOMESTIC RELATIONS COURTS

January 2018 thru December 2018

Accomack

District: 32

		Filings	Hearings	Transactions	Concluded	Cont
<b>Adult</b>						
Non-Family Abuse Prot Order	AP	4	10	10	5	5
Capias	CA	39	104	104	51	53
Felony	CF	59	160	160	51	109
Misdemeanor	CM	152	372	372	158	214
Family Abuse - Prot Order	FP	72	132	132	71	61
Motion - Prot Order	MP	1	1	1	1	-
Other	OT	3	9	9	6	3
Remand Support	RS	6	6	6	6	-
Show Cause	SC	117	279	279	132	147
Civil Support	VS	185	332	332	192	140
<b>Adult Total</b>		<b>638</b>	<b>1,405</b>	<b>1,405</b>	<b>673</b>	<b>732</b>
<b>Juvenile</b>						
Abuse or Neglect	AN	7	12	12	7	5
Non-Family Abuse Prot Order	AP	6	9	9	6	3
Custody Relief	CR	1	1	1	0	1
Child in Need of Services	CS	3	3	3	1	2
Custody Visitation	CV	561	965	965	549	416
Felony	DF	15	47	47	13	34
Misdemeanor	DM	112	332	332	115	217
Emancipation	EP	1	1	1	1	-
Foster Care Review	FC	13	13	13	13	-
Family Abuse - Prot Order	FP	2	3	3	2	1
Initial Foster Care	IF	2	2	2	2	-
Permanency	PH	12	15	15	14	1
Petition	PT	10	14	14	10	4
Remand Custody	RC	4	4	4	4	-
Remand Visitation	RV	3	3	3	3	-
Show Cause	SC	0	1	1	1	-
Status	ST	16	37	38	19	19
Traffic	T	80	111	124	86	38
Term Parental Rights	TP	8	10	10	10	-
Voluntary Continuing Services Agreement	VA	1	1	1	1	-
<b>Juvenile Total</b>		<b>857</b>	<b>1,584</b>	<b>1,598</b>	<b>857</b>	<b>741</b>
<b>Accomack Totals</b>		<b>1,495</b>	<b>2,989</b>	<b>3,003</b>	<b>1,530</b>	<b>1,473</b>



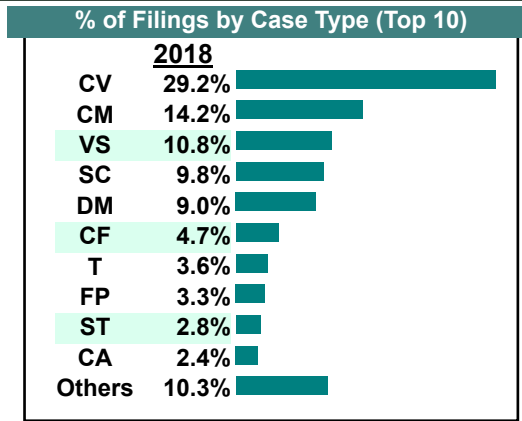
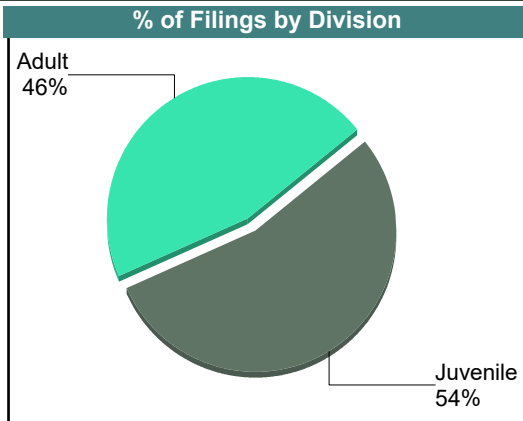
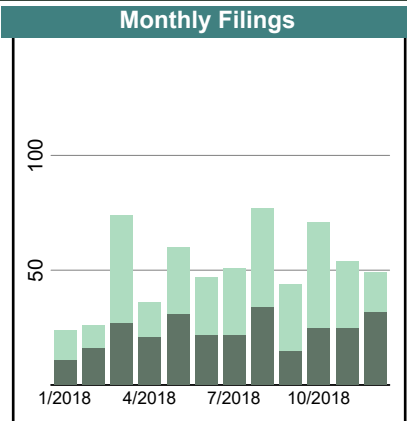
# CASELOAD STATISTICS OF THE JUVENILE & DOMESTIC RELATIONS COURTS

January 2018 thru December 2018

Northampton

District: 32

		<u>Filings</u>	<u>Hearings</u>	<u>Transactions</u>	<u>Concluded</u>	<u>Cont</u>
<b><u>Adult</u></b>						
Capias	CA	15	33	33	20	13
Felony	CF	29	60	63	31	32
Misdemeanor	CM	87	202	202	73	129
Family Abuse - Prot Order	FP	19	36	36	18	18
Motion - Prot Order	MP	1	1	1	1	-
Other	OT	1	1	1	1	-
Remand Support	RS	3	3	3	3	-
Show Cause	SC	60	137	137	73	64
Civil Support	VS	66	119	119	67	52
<b>Adult Total</b>		<b>281</b>	<b>592</b>	<b>595</b>	<b>287</b>	<b>308</b>
<b><u>Juvenile</u></b>						
Abuse or Neglect	AN	3	15	15	3	12
Non-Family Abuse Prot Order	AP	2	4	4	2	2
Child in Need of Services	CS	1	2	2	1	1
Custody Visitation	CV	179	308	308	194	114
Felony	DF	9	27	27	8	19
Misdemeanor	DM	55	159	159	52	107
Foster Care Review	FC	5	5	5	5	-
Family Abuse - Prot Order	FP	1	1	1	0	1
Initial Foster Care	IF	1	1	1	1	-
Permanency	PH	5	5	5	5	-
Petition	PT	6	9	9	2	7
Remand Custody	RC	12	12	12	12	-
Remand Visitation	RV	12	12	12	12	-
Status	ST	17	39	39	18	21
Traffic	T	22	27	36	23	13
Term Parental Rights	TP	2	2	2	2	-
<b>Juvenile Total</b>		<b>332</b>	<b>628</b>	<b>637</b>	<b>340</b>	<b>297</b>
<b>Northampton Totals</b>		<b>613</b>	<b>1,220</b>	<b>1,232</b>	<b>627</b>	<b>605</b>



Filings by Court & Division

	<u>Accomack</u>		<u>Northampton</u>		<u>Total</u>
<b>A</b> Civil Support	185	74%	66	26%	251
Adult Misdemeanor	152	64%	87	36%	239
Show Cause	117	66%	60	34%	177
Family Abuse - Prot Ord	72	79%	19	21%	91
Adult Felony	59	67%	29	33%	88
Capias	39	72%	15	28%	54
Remand Support	6	67%	3	33%	9
Non-Family Abuse Prot	4	100%	-	0%	4
Other	3	75%	1	25%	4
Motion - Prot Order	1	50%	1	50%	2
<b>Total</b>	<b>638</b>	<b>69%</b>	<b>281</b>	<b>31%</b>	<b>919</b>
<b>J</b> Custody Visitation	561	76%	179	24%	740
Delinquency	127	66%	64	34%	191
Traffic	80	78%	22	22%	102
Status Offense/Other	16	48%	17	52%	33
Foster Care Review	13	72%	5	28%	18
Permanency	12	71%	5	29%	17
Paternity	10	63%	6	38%	16
Remand Custody	4	25%	12	75%	16
Remand Visitation	3	20%	12	80%	15
Abuse or Neglect	7	70%	3	30%	10
Term Parental Rights	8	80%	2	20%	10
Non-Family Abuse Prot	6	75%	2	25%	8
Child in Need of Service	3	75%	1	25%	4
Family Abuse - Prot Ord	2	67%	1	33%	3
Initial Foster Care	2	67%	1	33%	3
Custody Relief	1	100%	-	0%	1
Emancipation	1	100%	-	0%	1
Voluntary Continuing Se	1	100%	-	0%	1
Show Cause	-	0%	-	0%	0
<b>Total</b>	<b>857</b>	<b>72%</b>	<b>332</b>	<b>28%</b>	<b>1,189</b>
<b>Total</b>	<b>1,495</b>	<b>71%</b>	<b>613</b>	<b>29%</b>	<b>2,108</b>