

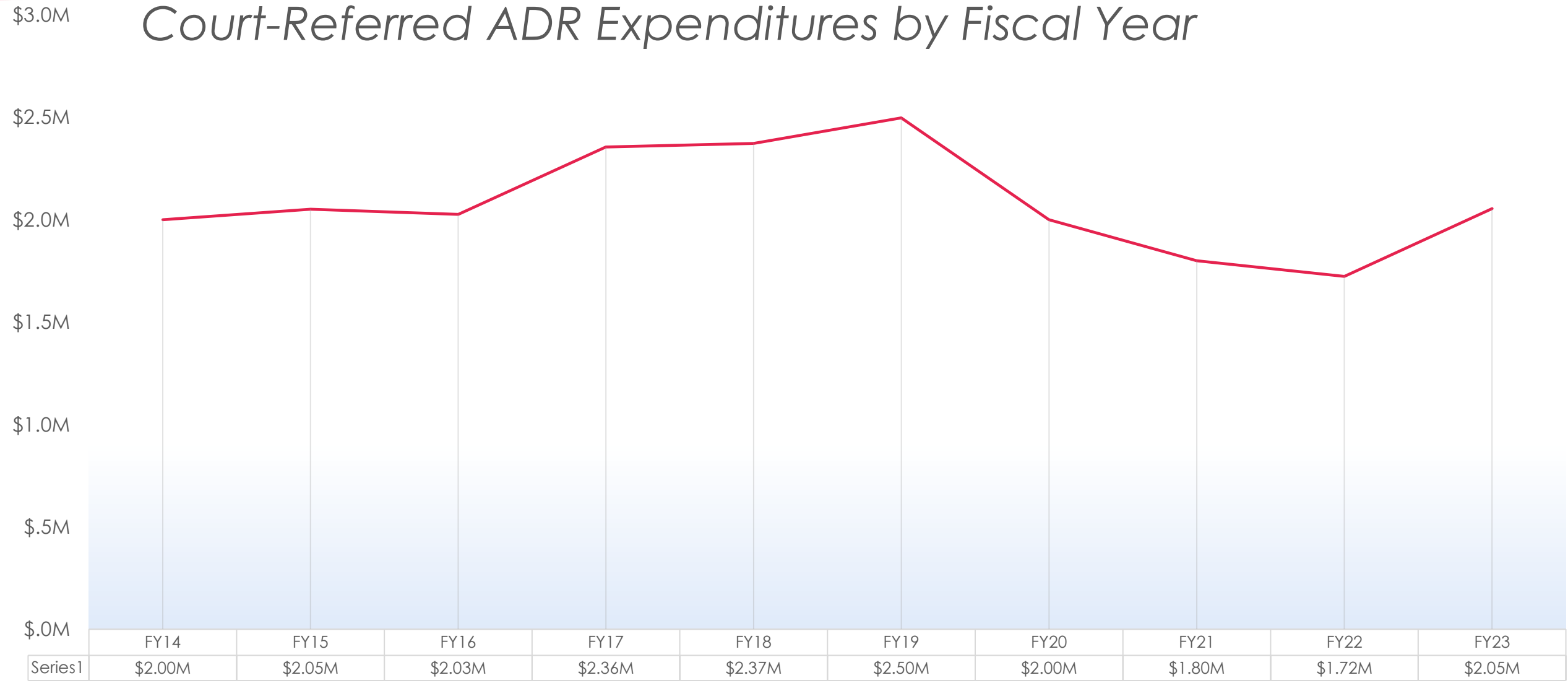


# THE DIVISION OF DISPUTE RESOLUTION SERVICES (DRS)

*Fiscal Year 2023 (July 2022- June 2023)*



# Court-Referred ADR Expenditures by Fiscal Year



Series1	FY14	FY15	FY16	FY17	FY18	FY19	FY20	FY21	FY22	FY23
	\$2.00M	\$2.05M	\$2.03M	\$2.36M	\$2.37M	\$2.50M	\$2.00M	\$1.80M	\$1.72M	\$2.05M

# MAIN PROGRAMS

Judicial Settlement Conference

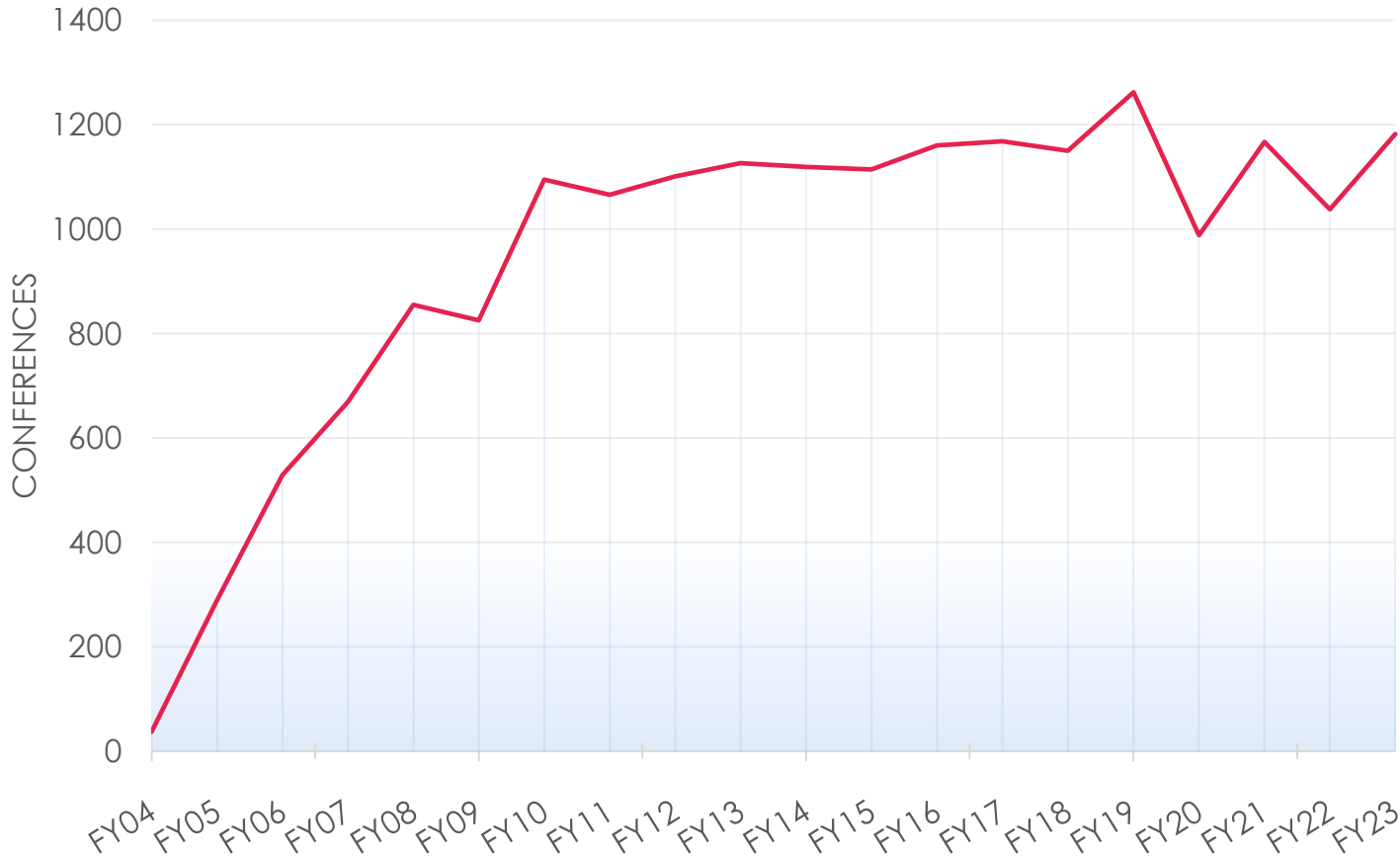
Mediation

Parent Education



# JUDICIAL SETTLEMENT CONFERENCE

*Judicial Settlement Conference Sessions and Expenditures*



	Conference Sessions Paid	Expenditure
FY18	1150	\$ 287,500.00
FY19	1262	\$ 315,500.00
FY20	988	\$ 247,000.00
FY21	1180	\$ 295,000.00
FY22	1038	\$ 259,500.00
FY23	1182	\$ 295,500.00

\*Effective FY16, payment increased from \$200 to \$250 for each conference conducted after 6/30/15

# JUDICIAL SETTLEMENT CONFERENCE

## Case Information: Statistics

**Many types of cases can be referred to a settlement conference.**

### **Domestic Relations**

*Divorce, Custody & Visitation, Equitable Distribution, spousal support, etc.* - 59%

### **Tort/Personal Injury**

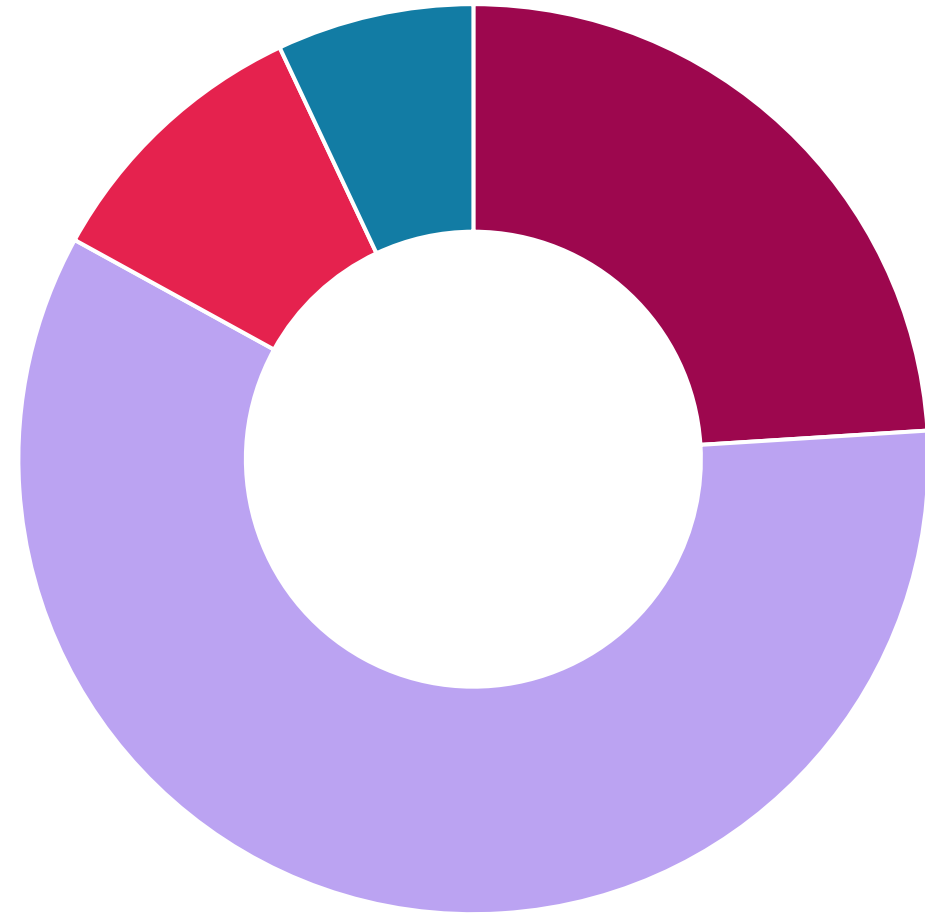
*Auto accidents, medical malpractice, Slip/Fall cases, etc.* - 24%

### **Commercial**

*Contracts, real estate, construction, etc.* - 10%

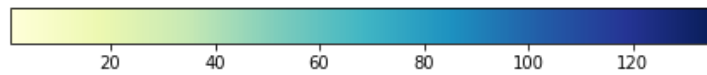
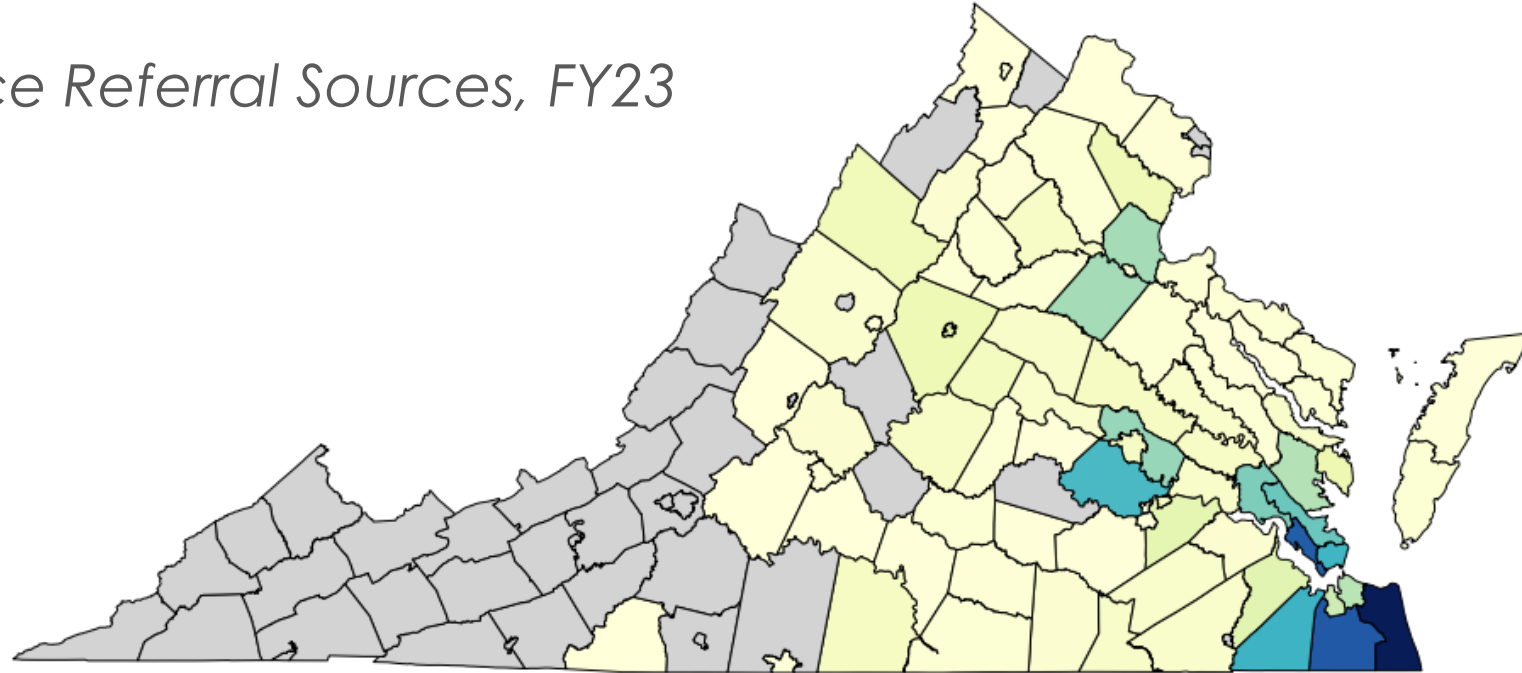
### **Miscellaneous**

*Other civil case types like condemnation and probate cases can be referred as well* - 7%

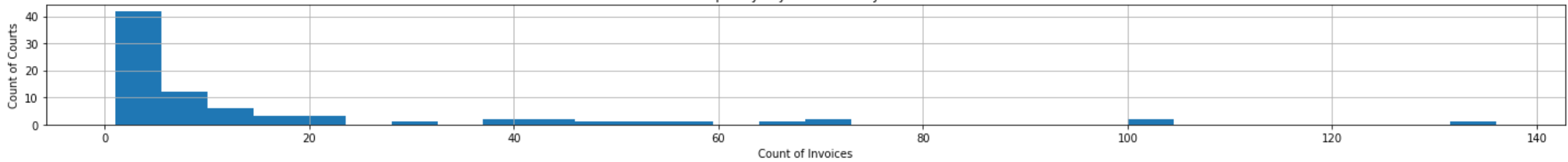


■ Tort/Personal Injury ■ Domestic Relations  
■ Commercial ■ Miscellaneous

# Map of Conference Referral Sources, FY23



Frequency of JSC Invoices by Court



# JUDICIAL SETTLEMENT CONFERENCE

## Case Information: Statistics

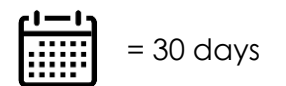
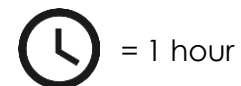
- Average number of days from case referral to settlement conference: **91** (n=1008)\*



- Average hours spent in Judicial Settlement Conference: **3.2** (n=1008)\*



\*For conferences with a final session between 7/1/22 and 6/30/23



# MAIN PROGRAMS

Judicial Settlement Conference

Mediation

Parent Education





# MEDIATION

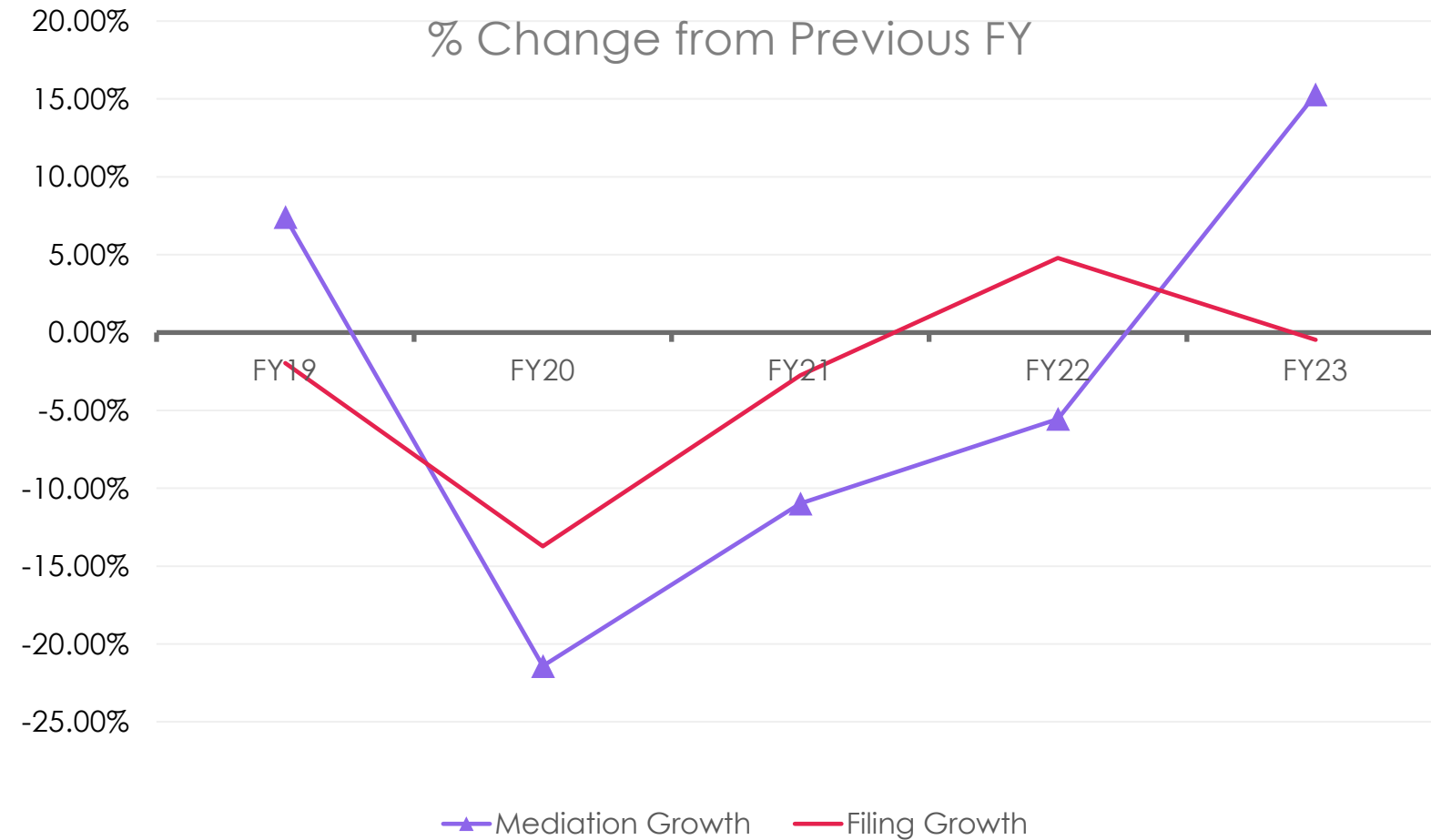
## **Juvenile and Domestic Relations Court – Custody, Visitation, and Support**

Virginia Code Section 20.124.4 authorizes payment for custody, visitation, or support (CVS) mediation. Mediators may be paid \$120 per custody and/or visitation appointment, and \$120 per support (child or spousal) appointment, for a maximum of \$240 per CVS mediation. In this report, the number of CVS mediations are estimated from the number of payment vouchers received pursuant to 20.124.4.

Juvenile and Domestic Relations (J&DR) courts can also refer truancy and child dependency juvenile cases to mediation and delinquency cases to restorative justice conferences. These cases are paid through contracts with the Office of the Executive Secretary and are not included in CVS mediation totals.

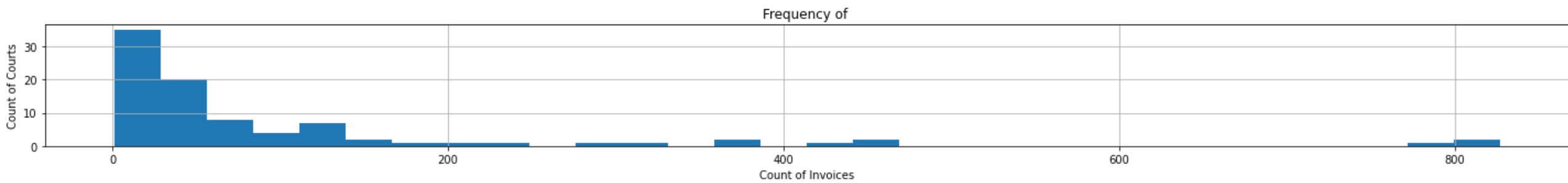
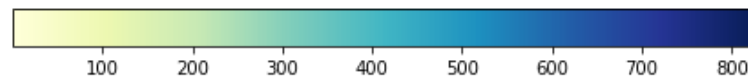
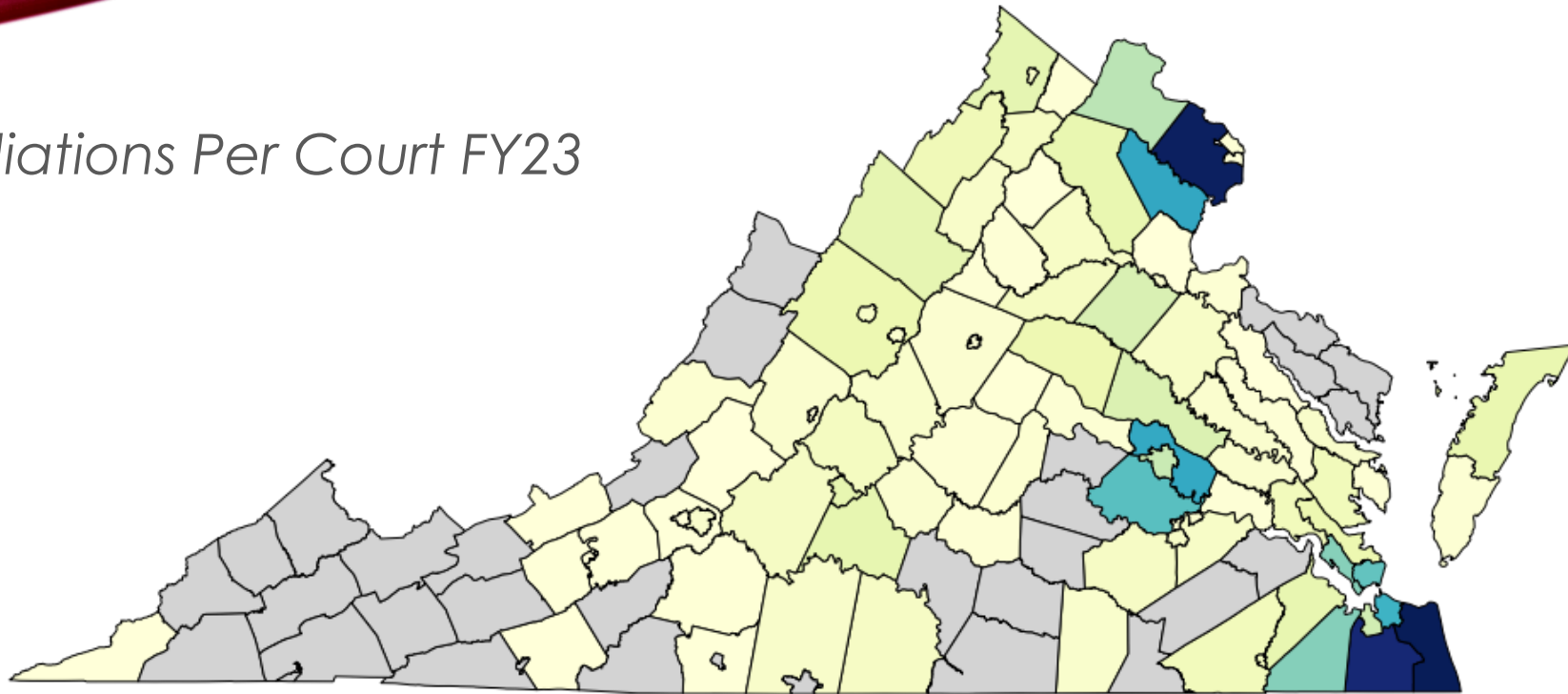
# MEDIATION

Total CVS filings and Total CVS mediations



	CVS Mediations and change from previous FY		CVS Filings and change from previous FY	
FY19	11,768	6.46%	182,160	-1.96%
FY20	9,247	-21.42%	157,146	-13.7%
FY21	8,231	-10.99%	152,812	-3.76%
FY22	7,774	-5.55%	160,138	4.79%
FY23	8,963	15.29%	159,389	-0.47%

# JDR CVS Mediations Per Court FY23



# MEDIATION

## FY23 CVS Mediation Information\*

Issues	% Cases where the following issues were present
Custody	73%
Visitation	63%
Support	37%

About **66%** of CVS mediations ended in agreement on all issues mediated.

*\*These figures were calculated using over 2,700 CVS cases entered in the Mediator Information System in FY23 as a sample of the 8,963 mediations estimated to have taken place in FY23.*

# MEDIATION

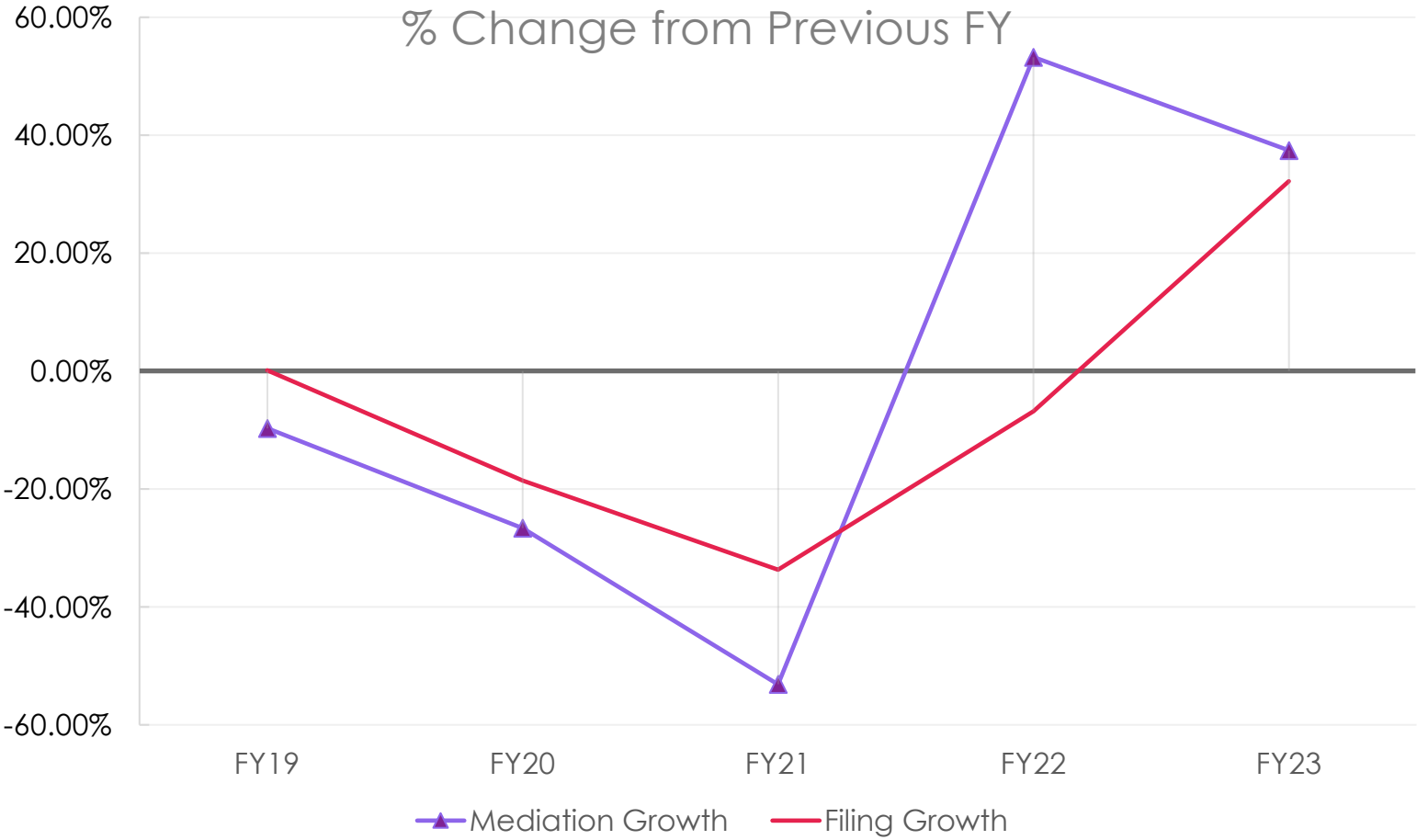
## General District Court Mediation

In FY23, mediators and mediation providers were paid using ADR-MSPI forms for each court referred mediation. The volume of mediations around the state is tracked using these ADR-MSPI forms. Beginning 7/1/2022, the rate for GDC Mediations paid for using this form increased from \$90 to \$120 per mediation. In this report, the number of GDC mediations conducted are estimated from the number of MSPI forms received from vendors.

The General Assembly of Virginia allocates funding for mediations referred from the Fairfax County Small Claims Court. These mediations are tracked independently and reported to DRS. There were **216** Fairfax Small Claims Court cases mediated in FY23.

# MEDIATION

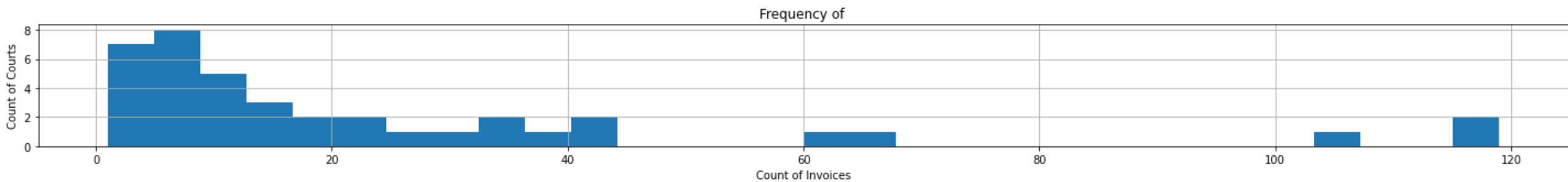
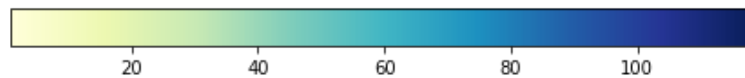
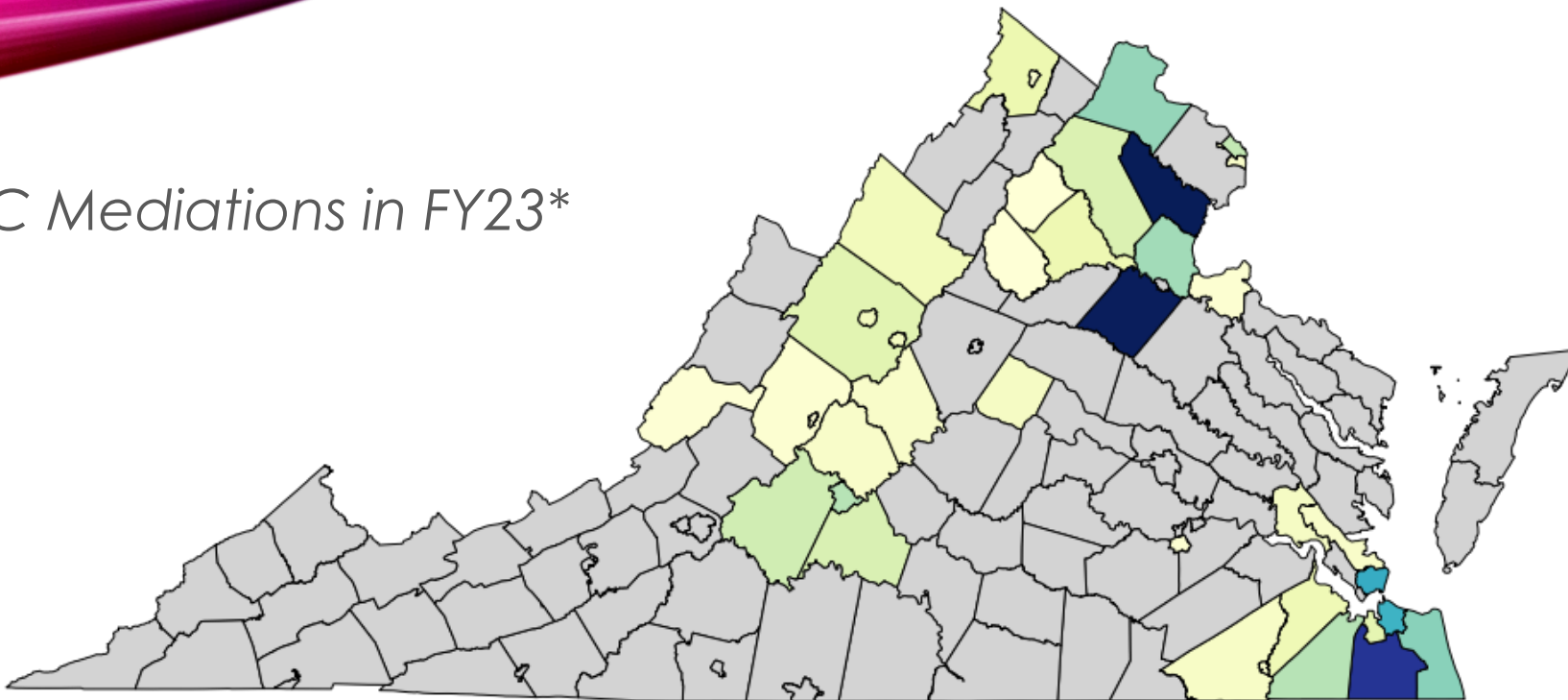
Total GDC filings and Total GDC mediations



	GDC Mediations and change from previous FY		Selected GDC Filings* and change from previous FY	
FY19	1635	-9.7%	491,500	0.1%
FY20	1199	-26.7%	399,900	-18.6%
FY21	562	-53.1%	265,100	-33.7%
FY22	861	53.2%	247,100	-6.8%
FY23	1183	37.4%	326,600	32.2%

\*Includes estimated warrant in debt filings and unlawful detainer filings

## Statewide GDC Mediations in FY23\*



\*Fairfax County Small Claims data not included in dataset. See previous slides for more information

# MEDIATION

## *FY22 GDC Invoiced Mediation Information\**

Issues	% Cases where the following issues were present
Business/Consumer	22.7%
Contract	16.1%
Employment	<1%
Landlord/Tenant	29.0%
Neighborhood	3.1%
Other – Warrant in Debt	15.3%
Other – Misc	11.8%
Personal Injury	<1%

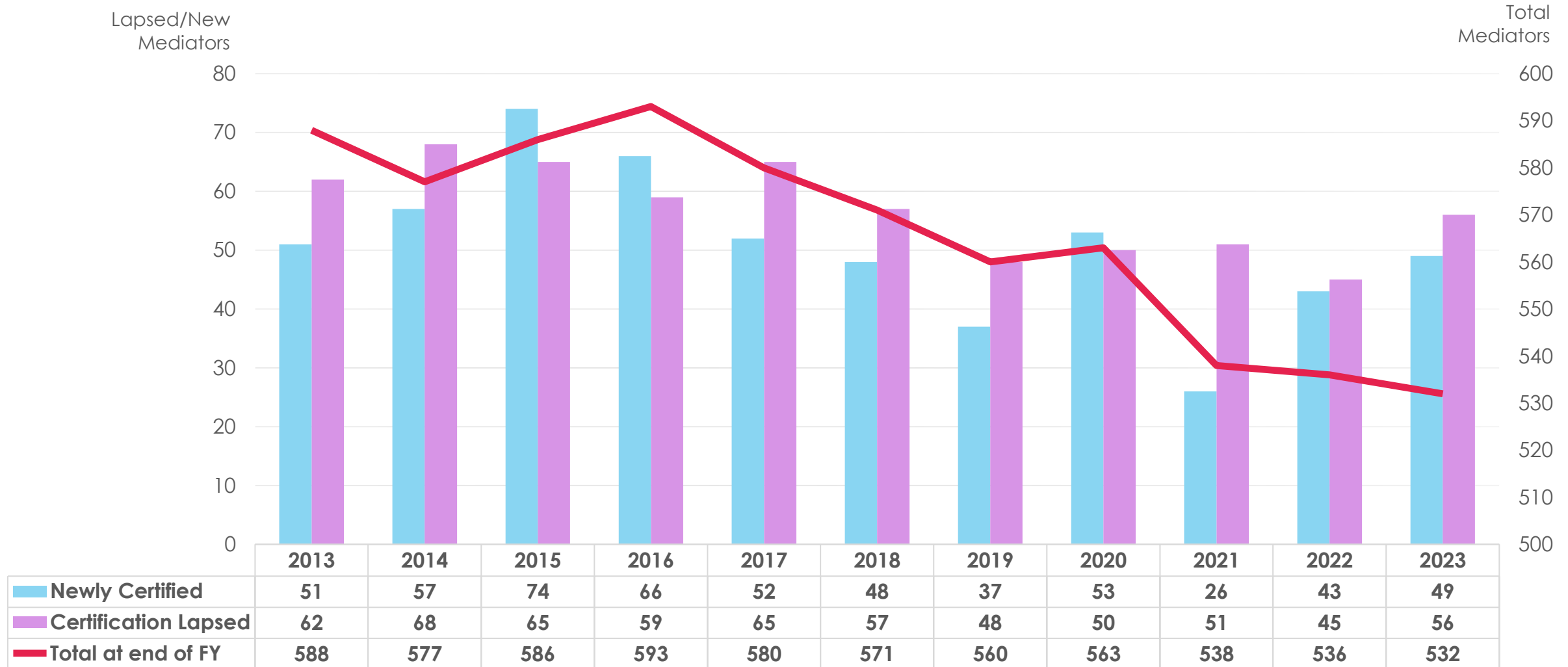
About **61%** of GDC mediations ended in agreement.

*\*These figures were calculated using over 830 GDC cases entered in the Mediator Information System in FY23 as a sample of the 1183 mediations estimated to have taken place in FY23.*



# MEDIATION

## Certified Mediators – 10 Year Summary

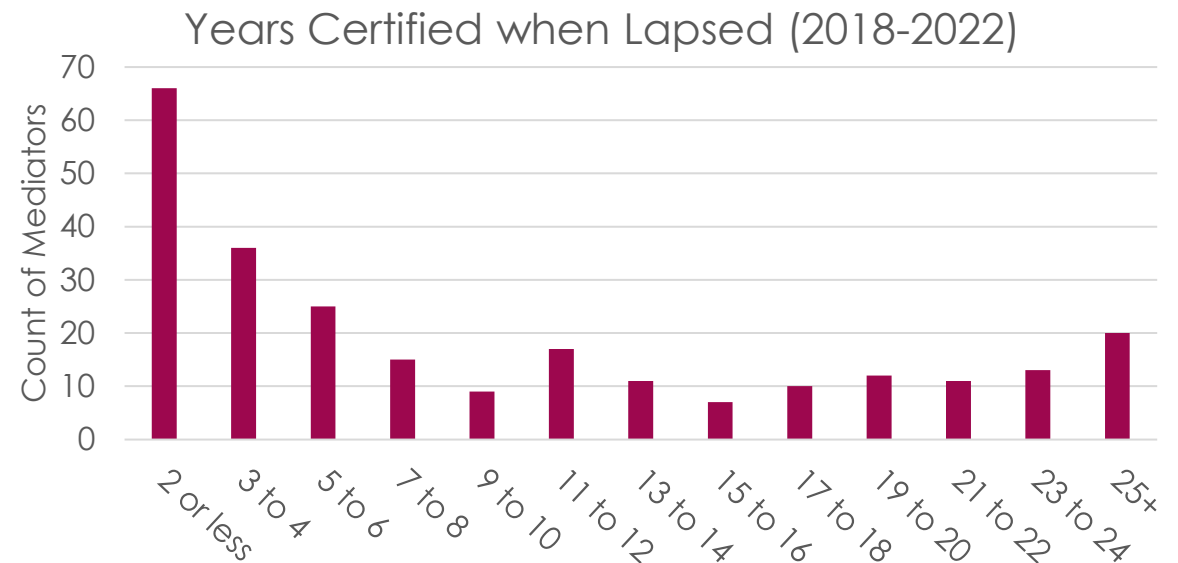
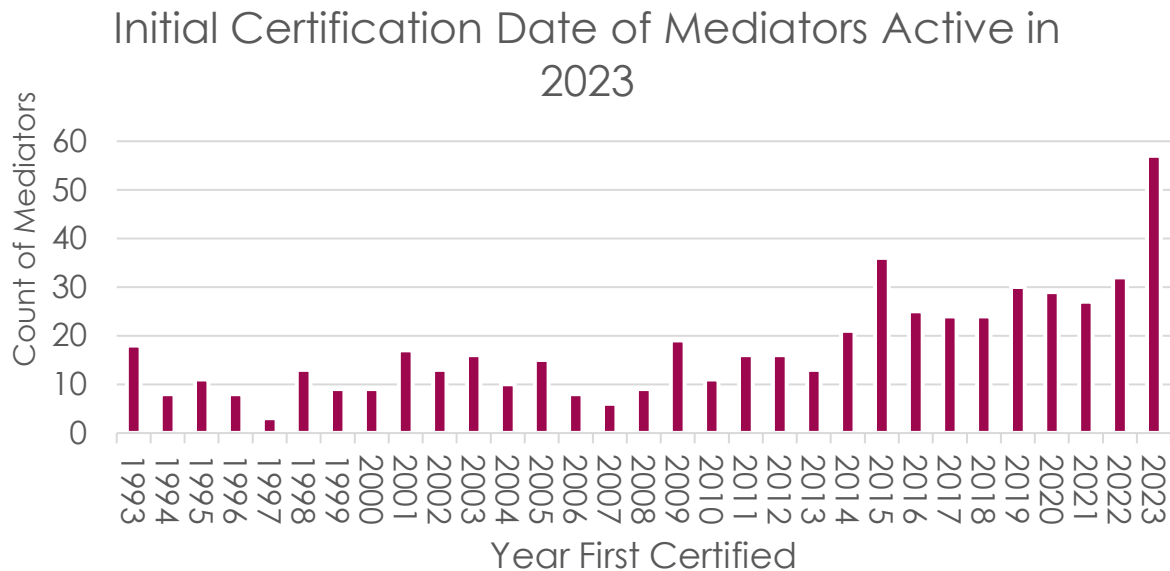


# MEDIATION

## Duration of Mediator Certification

The **median** amount of time a **currently certified mediator** has been certified is approximately **9 years**.

About **22%** of all current mediators were first certified **over 20 years ago**.



# MAIN PROGRAMS

Judicial Settlement Conference

Mediation

Parent Education



# PARENT EDUCATION

## *Approving Parent Education Seminar Providers*

- In disputes involving a contested custody, visitation, or support petition, courts require that the parties attend a four-hour seminar on effective co-parenting.
- DRS assists courts with parent education seminars by **vetting and training providers, reviewing provider applications**, and by **managing an online directory** of approved seminar providers. Providers are approved by the courts.
- Parent education providers may use an existing curriculum when providing these seminars or they may create their own. Any curriculum must be approved by DRS.

# PARENT EDUCATION

## *Parent Education Seminars*

- At the end of FY23, 105 parent education providers were approved by one or more courts.
- DRS's Parent Education Coordinator held 12 Train the Trainer courses in FY23 to train new instructors of parent education seminars.
- Each quarter in FY23, an average of 53 PE providers reported a shared annual total of about 5,000 attendees at parent education seminars.