

Virginia

State of the Judiciary Report



2019
vacourts.gov

Virginia 2019 State of the Judiciary Report

Office of the Executive Secretary Supreme Court of Virginia Richmond, Virginia

Mission:

To provide an independent, accessible, responsive forum for the just resolution of disputes in order to preserve the rule of law and to protect all rights and liberties guaranteed by the United States and Virginia constitutions.



General Information for Individuals with Disabilities

The Virginia Court System has adopted a policy of non-discrimination in both employment and in access to its facilities, services, programs and activities. For further information, contact the Office of the Executive Secretary, Supreme Court of Virginia, 100 North Ninth Street, Third Floor, Richmond, Virginia 23219 or access our website <http://www.courts.state.va.us>. The telephone number is 804/786-6455; communication through a telecommunications device (TDD) is also available at this number.

Editors

Chris Wade, Senior Management Information Analyst
Amanda G. Johnson, Court Research Analyst
Department of Judicial Planning of the Office of the Executive Secretary

www.vacourts.gov

Table of Contents

State of the Judiciary Address 8

Office of the Executive Secretary 11

Fiscal Snapshot FY2019..... 13

Virginia’s Courts Jurisdiction and Structure 16

Virginia’s Justices, Judges, and Magistrates 20

 Justices of the Supreme Court of Virginia 20

 Judges of the Court of Appeals of Virginia 20

 Judicial Boundaries 21

 Circuit Court Judges 22

 General District Court Judges 26

 Juvenile & Domestic Relations District Court Judges..... 28

 Magistrate System Regional Map 32

 Magistrates..... 33

Policy-Making Bodies..... 38

 Judicial Council of Virginia..... 38

 Committees of the Judicial Council of Virginia 38

 Committees of the Judicial Conference of Virginia 39

 Committee on District Courts 40

 Advisory Committees of the Committee on District Courts 40

 Committees of the Judicial Conference of Virginia for District Courts 41

 Access to Justice Commission..... 42

 Advisory Committee on Domestic Violence Issues in Virginia’s Courts..... 43

 State Drug Treatment Court Advisory Committee 43

 District Court Staffing Model Workgroup 44

Statistics in Brief..... 45

 Supreme Court of Virginia 45

 Court of Appeals of Virginia 48

 Circuit Court..... 51

 General District Court..... 53

 Juvenile and Domestic Relations District Court 55

 Magistrate System 57

Appendix

 Trial Court Statistics

 Fiscal Reports

Tables

Table 1. Fiscal Year 2019 Expenditures	13
Table 2. Judicial Appropriations.....	14
Table 3. Grant Activity During Fiscal Year 2019	15
Table 4. Justices of the Supreme Court of Virginia	20
Table 5. Judges of the Court of Appeals of Virginia	20
Table 6. Circuit Court Judges	22
Table 7. District Court Judges	26
Table 8. Magistrates.....	33
Table 9. Supreme Court of Virginia: Statistical History 2015-2019	46
Table 10. Court of Appeals: Statistical History 2015-2019	49
Table 11. Circuit Courts: 2010-2019 Historical Summary.....	51
Table 12. General District Courts: 2010-2019 Historical Summary.....	53
Table 13. General District Courts: 2018-2019 Percent Changes in Filings and Dispositions	54
Table 14. J&DR District Courts: 2010-2019 Historical Summary	55
Table 15. J&DR District Courts: 2018-2019 Percent Changes in Filings and Dispositions	56
Table 16. Magistrate Statistics 2019.....	57

Figures

Figure 1. Judiciary’s Share of 2018-2019 Appropriations.....	13
Figure 2. Judiciary’s Distribution of 2018-2019 Appropriations.....	13
Figure 3. Circuit Court Expenditures 2018-2019.....	13
Figure 4. District Court Expenditures 2018-2019.....	13
Figure 5. Virginia Judicial Branch.....	17
Figure 6. Virginia’s Court Structure.....	18
Figure 7. Judicial Boundaries.....	21
Figure 8. Magistrate Regions.....	32
Figure 9. Supreme Court of Virginia: 2015-2019 Cases Filed and Decided.....	45
Figure 10. Supreme Court of Virginia: 2015-2019 Appeals Granted and Refused.....	47
Figure 11. Supreme Court of Virginia: 2015-2019 Appeals/Petitions Decided by Opinions and Orders..	47
Figure 12. Supreme Court of Virginia: Case Mix.....	47
Figure 13. Court of Appeals: 2015-2019 Cases Filed and Decided.....	48
Figure 14. Court of Appeals: 2015-2019 Criminal Petitions.....	50
Figure 15. Court of Appeals: Case Mix.....	50
Figure 16. Circuit Courts: 1992-2023 Trends in Civil, Criminal, and Total Filings.....	51
Figure 17. Circuit Courts: Filings by Circuit, 2019.....	52
Figure 18. Circuit Courts: Filings 2018-2019.....	52
Figure 19. General District Courts: 1992-2023 Trends in Civil, Criminal, and Total Filings.....	53
Figure 20. J&DR District Courts: 1992-2023 Trends in Civil, Criminal, and Total Filings.....	55

State of the Judiciary Address

Presented by Chief Justice Donald W. Lemons to the 2019 Judicial Conference of Virginia in Williamsburg, Virginia.

Not too long ago, I came home one evening and my wife, Carol, asked me if anything interesting happened at the court today. I could have answered “everything at the court is interesting every day,” but I didn’t. So I picked out one thing and told her in a “matter of fact” tone, “Well, I was sued for 10 million dollars today.” That got her attention! She was stunned. “But Don, we don’t have 10 million dollars!” After I explained that Judges are immune from suit for conduct within their official duties, she seemed satisfied and then asked the question that all of us have asked: “If they can’t get any money, why do they bother suing you?” Great question.

Several weeks later, Carol asked me if anything interesting had happened at the court. I responded that I had been sued again. Satisfied by my prior explanation, she said, “well, that doesn’t matter.” I said this one is different. “The plaintiff alleges that I committed treason. If it is found to be true, I will be placed against a wall and shot.” That got her attention.

The Constitution of Virginia provides that the Chief Justice is the head of the Judicial branch of government. Every Monday, I receive an updated list of the law suits and complaints currently pending that involve Virginia courts, judges, magistrates and other judicial department employees as parties. It is huge. Presently there are 71 separate matters that I monitor.

Many of you are no stranger to being named as a party in a law suit because of your official actions as a judge. Don’t feel alone. I am sued far more often than any of you. I have been sued practically everywhere in Virginia in state and federal courts. Interestingly, I have been sued in the United Nations, the World Court in the Hague, and the Greek Embassy. Only 3 weeks ago, I received an order signed by my law school classmate, Federal District Court Judge John Gibney. The order dismissed a petition filed by an inmate in a federal prison requesting that I be arrested and immediately imprisoned.

We live in a contentious and litigious world. It is our role to resolve disputes and controversies. Sometimes it is awkward when we are the subject of the dispute or controversy.

In recent months we have seen controversy embroil three executive branch Constitutional offices. The specter of redistricting and election of members of the General Assembly has made the legislative arena a particularly contentious place as control of the House and Senate are at stake. A friend of mine said to me “isn’t it great that the court system is above all of that.” Well the court system is not above all of that. We do have a different role in all of that, but that role is the unique contribution we make to a government with deliberately designed separation of powers, checks and balances and federalism as components.

The National Center For State Courts recently released a survey of public confidence in the judiciary. The report observed that:

Because the judicial branch relies heavily on public support to perform its role in our system of government, public trust and confidence is a precious commodity for the courts.

The general sentiment of confidence in the court system is enhanced in Virginia because our Judges are not popularly elected. Thirty-nine states have some form of popular election or retention for their judges which results in campaigns that appeal to constituencies, large amounts of money entering the process, and heightened rhetoric that itself promotes controversy and undermines civility.

I was once on a panel with several judges asked to discuss the merits and demerits of popular election of judges. A judge from a state where they are elected began his presentation in favor of their system by saying:

Supreme Court of Virginia | 2019 State of the Judiciary Report



The Honorable Donald W. Lemons
Chief Justice of the Supreme Court of Virginia

State of the Judiciary Address

"I think it only appropriate to state clearly at the start of my presentation that I am a tort plaintiff's judge. It would be a rare case where I would not rule in favor of a plaintiff. If the people of my state or the lawyers in the bar don't like it, they can support another candidate." Any pretense of a level playing field and impartial adjudication went right out the window.

When I was a trial judge in Richmond, I attended an educational program entitled "Common Problems for Trial Judges." I quickly learned that so-called "common problems" in states with popularly elected judges are very different than what we experience in Virginia.

One judge asked the group to comment on how he handled a particular matter. He said that he was up for reelection in November and he was certain not to be reelected because of controversy in the community about the case. "Either way the case goes, I will be vigorously opposed by one group or the other." It was a particularly egregious criminal case with plenty of media coverage. He called the lawyers into chambers and explained how much he liked being a judge and how concerned he was about not being reelected. And then he proposed his solution to the prosecutor and the defense lawyer: continue the case until after the election. Both lawyers were all too willing to grant the judge's wish. A discussion among the trial judges in attendance praised this judge for his "brilliant solution." It was then, that I registered a dissent. I asked: When did this in chambers discussion about continuing the case take place? He said, "in January." Thinking he misunderstood my question, I made clear that the meeting I was asking about was the one before the election. He repeated: "January before the election." I asked "Was the defendant in jail? Was a bond set?" "Of course he was in jail, he responded, "with no bond set." "What about speedy trial considerations and the presumption of innocence," I asked. He replied that is why he called the lawyers into chambers in the first place – to waive all the defendant's statutory and Constitutional rights.

My friends and fellow jurists in Virginia, you should be grateful and proud that you do not hold your office in a state where a judge's reelection concerns are more important than a defendant's rights.

That is one of the reasons why in Virginia the judiciary enjoys an enhanced sense of confidence from its citizens. We must do everything we can to maintain it and improve it.

I am not naïve about how confrontational public policy issues can become. Our system embraces partisan elections in the legislative and executive branches that reveal real differences in policy choices. The debates are often passionate and vigorously presented. It requires respect, civility and often compromise to get anything productive accomplished. Of course, there may be a few issues where only the democratic exercise of putting your vote on the board will resolve the controversy. But most issues benefit from cooperation and compromise

This year in the General Assembly the court weighed in on many significant matters.

1. We managed to obtain authorization and funding for 435 judges. This was the culmination of several years of collaboration between the judiciary and legislature. At the legislature's request, we conducted another weighted caseload study, which reaffirmed our need for these additional positions. After receiving the data it needed, the legislature finally funded all of the judgeships recommended by the study.

2. The need for additional deputy clerks in the district courts has intensified with the addition of new judges. Although we were successful in getting an additional \$3.5 million last year for raises for these clerks, we are still significantly understaffed in our district courts. We came into the recent session of the General Assembly with 271 unfilled deputy clerk positions statewide. With the addition of new judges, the number has increased and is anticipated to be 290 positions. The court continues to make the case to the General Assembly that this issue is a priority and we fully expect relief in the next Session.

3. We obtained budget approval for the Wellness Initiative. This will allow us to create a new position and program within OES to coordinate comprehensive well-being initiatives for judges, lawyers, and law students. It will also allow Lawyers Helping Lawyers to increase its staffing and services so that it can assist more judges, lawyers, and law students on their path to wellness and recovery.

4. We issued a revised Court Rule regarding Criminal Discovery in Virginia. However, there was uncertainty regarding the money needed to fund additional assistant Commonwealth's Attorneys to carry Supreme Court of Virginia | 2019 State of the Judiciary Report

State of the Judiciary Address

out the mandate of the new rule as well as increased demands upon prosecutors as a result of body cameras worn by police officers. As a result, the money committees of the General Assembly requested that the court delay effectiveness of the rule until July 1, 2020. The court demonstrated cooperation when it agreed to the delay. The court remains committed to the content of the rule but recognizes that implementation may require further budget considerations.

5. The opioid crisis in the nation and in our state has required creative solutions and cooperation among the 3 branches of government. With the support of the executive and legislative branches, the Court has now established 50 drug court dockets, six veterans dockets, and 11 behavioral health dockets. These specialty dockets allow localities to tailor the individual dockets to the needs of their communities, and oversight by the Supreme Court ensures that these dockets all operate according to best practices.

6. Judicial retirement – I am aware that the current judicial retirement plans make it difficult for many qualified attorneys to leave their law practices in order to become judges. Under the current system, in order to obtain retirement benefits comparable to those in place in years past, a lawyer without prior service in Virginia government would have to go on the bench at an age far younger than before. We are working with members of the legislature on this important issue, and we expect adjustments and improvements to judicial retirement plans in the future.

Amidst the storms and turmoil that swirl in the business of government, it is in the judicial branch that citizens seek resolution of problems and the assurance of calm, reflective, even-tempered, unbiased and respectful dispute resolution. With all the difficulties it presents, it is a challenge for the Judges of the Commonwealth to be the example of civility in government. With very few exceptions, the judges of Virginia have risen to the challenge. We must continue to promote civility in the courtrooms of the Commonwealth. And it must begin and be maintained with us.

We need to take every opportunity we have to encourage our fellow judges, to encourage the members of the bar, to encourage pro se litigants, and to encourage the employees of the court to treat all people involved in the court system with respect, dignity and civility.

Nothing less than the reputation of the judiciary, the level of confidence expressed by our citizens, and the fair administration of justice depend upon it. That is why we sought the privilege of being a judge. That is why we were chosen to wear the robe. The reputation and public confidence in the judiciary will thrive or decline depending upon our efforts.

In the judiciary, it is not sufficient to reach the correct decision if the manner in which we do it undermines confidence in the process.

I have been asked, “Does it really matter that judges and courts promote respect, dignity and civility. Isn’t it enough to get the decisions right and move on?”

Most of you are familiar with the dynamics of a small town. Some of you, like me, live in a small town. It is commonplace for businesses to provide multiple and sometimes unrelated services. The drug store is also a florist. The gas station is also where you drop off and pick up your dry cleaning.

I am aware of a small town where the local veterinarian is also a taxidermist. He has a card that reads:

Dr. Frederick Jones

Veterinarian/Taxidermist

“Either way, you get your dog back.”

But one way, the dog is alive and the other way the dog is dead!

And so it is with the judiciary. We are entrusted with the reputation and credibility of the Judicial branch of government. We are the ones who must promote respect, dignity and civility. If we do, citizens have confidence in the process. If we don’t, the reputation of the judiciary declines.

It is my hope that today, and every day, we will do what is necessary to make the judiciary thrive and enhance our service to the public.

Office of the Executive Secretary

The Office of the Executive Secretary (OES) provides administrative assistance and direction to the courts of the Commonwealth and to Virginia's magistrates through its eleven departments and various related programs. The OES includes the office of the Assistant Executive Secretary and Counsel, the Court Improvement Program, Educational Services, Fiscal Services, Human Resources, Judicial Information Technology, Judicial Planning, Judicial Services, Legal Research, Legislative & Public Relations and Magistrate Services.

Assistant Executive Secretary & Counsel

Edward M. Macon

The Department of the Assistant Executive Secretary & Counsel supports the Executive Secretary, particularly with legal matters involving OES or the judicial branch.



Karl Hade
Executive Secretary

Court Improvement Program

Sandra Karison

The office of the Court Improvement Program is responsible for court activities relating to children and families and for the qualification of lawyers as guardians ad litem for children and for incapacitated adults.

Educational Services

Caroline E. Kirkpatrick

The Educational Services Department's mission is to provide the Virginia judiciary learning opportunities for continued personal and professional growth. The department provides information and continuing education opportunities for judges, clerks, magistrates, substitute judges, special justices, and administrative hearing officers.

In 2019, the Supreme Court created the Virginia Lawyers' Wellness Initiative (VLWI), housed within the Educational Services Department, to coordinate the education of, and assistance to, judges, lawyers, and law students regarding professional health and wellness initiatives, with a specific focus on improving mental health and addressing substance abuse in the legal profession. The VLWI also administers bar dues assessment funding to the Virginia Judges & Lawyers Assistance Program (formerly Lawyers Helping Lawyers), an independent non-profit organization, which provides confidential, free, non-disciplinary assistance to members of the legal profession who experience impairment as a result of substance abuse or mental health issues.

Fiscal Services

John B. Rickman

The Department of Fiscal Services is the court system's financial management center for the Supreme Court, Court of Appeals, circuit court judges, general district and J&DR district courts, magistrates, the Judicial Inquiry and Review Commission, and the Virginia Criminal Sentencing Commission.

Human Resources

Renée Fleming Mills

The mission of the Human Resources Department is to attract, develop and retain the most highly proficient workforce that supports the mission, vision, and goals of Virginia's judicial system. We endeavor to address the diverse human resources needs of Virginia's judicial system through guidance, consultation, and training.

Office of the Executive Secretary**Judicial Information Technology**

Michael J. Riggs, Sr.

The Department of Judicial Information Technology's (DJIT) mission is to support Virginia's Judiciary by providing and maintaining reliable, effective, innovative, and timely technology solutions for the courts' business processes.

Judicial Planning

Cyril W. Miller, Jr.

The Department of Judicial Planning develops and maintains an effective planning capability within Virginia's judicial system. Working with judicial policy-making bodies (such as the Judicial Council of Virginia and the Committee on District Courts), the Department assists the Chief Justice and Supreme Court of Virginia in identifying present and future needs and developing and implementing innovative programs and solutions that address those needs. The Department is structurally divided between planning function staff and staff dedicated to specific programmatic or special projects.

Judicial Services

Paul F. DeLosh

The Department of Judicial Services (DJS) serves as the liaison between the Judiciary's administrative offices and the courts throughout the Commonwealth, providing administrative services through publications, trainings, field visits, and the research and support of various programs. The Department serves the courts of this Commonwealth through its five divisions: Circuit Court Services, General District Court Services, Foreign Language Services, Dispute Resolution Services, and Drug Treatment Court Services.

Legal Research

Steven L. Dalle Mura

The Legal Research Department provides staff support and direct assistance to the Office of the Executive Secretary and the judiciary.

Legislative & Public Relations

Kristi S. Wright

The Department of Legislative & Public Relations manages legislative matters, and handles media and public relations for Virginia's Judicial System.

Magistrate Services

Mason Byrd

The Department of Magistrate Services (DMS) has over 400 employees, including magistrates, chief magistrates, magistrate regional supervisors and other support staff. Magistrates provide an independent, unbiased review of complaints and petitions brought by law enforcement officers, other government officials, and citizens.

Fiscal Snapshot FY2019

The General Assembly appropriated \$437.6 million for the judicial system for fiscal year 2018-2019. This constituted an increase of 2.6% from the \$435.3 million that was budgeted in fiscal year 2017-2018. These funds comprised less than one percent of the total state biennium budget.

Total judicial system expenditures in fiscal year 2018 totaled \$437.6 million. Of the total judicial system expenditures, 70.1% or \$307.0 million was for operational costs: personal services (salaries, wage and fringe benefits) totaled \$265.2 million (or 85.7% of operational costs) and automation needs, services, supplies, and equipment totaled \$41.8 (or 13.6% of operational costs). Grant funds, Criminal Fund costs, and costs related to the involuntary mental commitment (IMC) process constituted the remainder (\$130.6 million) of total court system expenditures in fiscal year 2018.

Figure 1. Judiciary's Share of 2018-2019 Appropriations

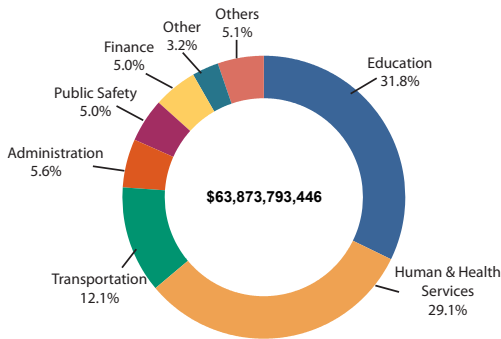


Figure 2. Judiciary's Distribution of 2018-2019 Appropriations

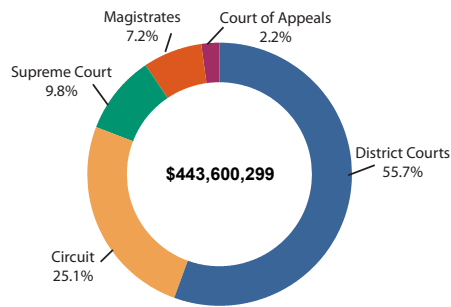


Figure 3. Circuit Court Expenditures 2018-2019 Pre-trial, Trial, and Appellate Processes

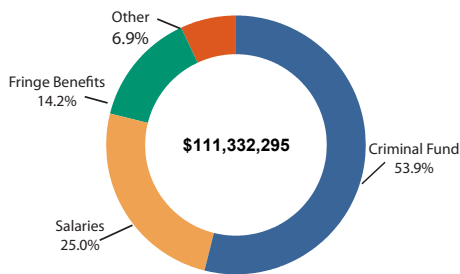


Figure 4. District Court Expenditures 2018-2019 Pre-trial, Trial, and Appellate Processes

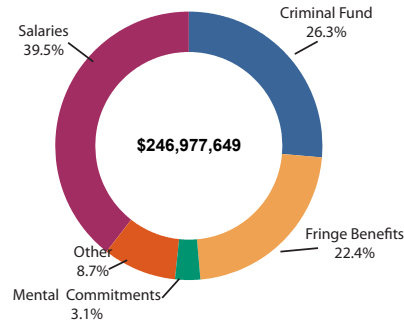


Table 1. Fiscal Year Expenditures

	Supreme Court	Court of Appeals	Circuit Courts*	District Courts	Magistrate System	Total	% of Total
Personal Service Costs							
Salaries/Judges/Justices	1,594,807	2,193,823	27,219,148	36,757,019	0	67,764,797	25.9%
Salaries/Other Employees	13,366,512	3,889,437	604,510	60,724,011	20,248,780	98,833,250	37.7%
Wage	314,755	8,337	0	1,197,618	258	1,520,968	0.6%
Substitute/Retired Judges	0	0	1,282,000	2,000,550	0	3,282,550	1.3%
Fringe Benefits	6,711,828	2,704,874	15,794,507	55,423,037	10,022,595	90,656,841	34.6%
Total	21,987,902	8,796,471	44,900,165	156,102,235	30,271,633	262,058,406	85.7%
CAIS/MIS	7,919,579	120,786	4,662,165	11,765,543	598,067	25,066,140	57.5%
Services	4,790,516	195,532	1,255,923	4,091,104	861,985	11,195,060	25.7%
Supplies/Equipment	483,087	56,464	426,912	2,165,580	287,070	3,419,113	7.8%
Insurance/Rentals	2,996,801	467,042	33,826	373,502	40,714	3,911,885	9.0%
Total	16,189,983	839,824	6,378,826	18,395,729	1,787,836	43,592,198	14.3%
Total Operations	38,177,885	9,636,295	51,278,991	174,497,964	32,059,469	305,650,604	100.0%
Grant Activity	5,415,180	0	0	0	0	5,415,180	3.9%
Criminal Fund	351	1,173	60,053,304	64,836,605	0	124,891,433	90.5%
Invol. Mental Commit. Fund	0	0	0	7,643,080	0	7,643,080	5.5%
Total Other	5,415,531	1,173	60,053,304	72,479,685	0	137,949,693	100.0%
GRAND TOTAL	43,593,416	9,637,468	111,332,295	246,977,649	32,059,469	443,600,297	

Positions 156.6 69.1 165.0 1,877.8 446.2 2,714.7

*These figures do not include the state funds expended in support of the circuit court clerks' offices and their staff members. It also does not include locally funded positions.

Fiscal Snapshot FY2019

Table 2. Judicial Appropriations

Agency/Program	Expended FY 18-19	Budgeted* FY 19-20 *
Supreme Court		
Appellate Review	10,421,667	14,924,170
Law Library Services	1,057,443	1,057,444
General Management & Direction	30,966,451	32,513,319
Judicial Training	1,147,857	899,140
<i>Total</i>	<i>43,593,418</i>	<i>49,394,073</i>
Court of Appeals		
Appellate Review	9,637,467	9,753,238
Circuit Courts		
Trial Process	111,332,295	117,024,675
District Courts		
General	120,192,385	120,337,475
Trial Process		
Juvenile & Domestic Relations	104,440,692	102,676,739
Trial Process		
Combined	22,344,573	23,744,526
Trial Process		
<i>District Courts Total</i>	<i>246,977,650</i>	<i>246,758,740</i>
Magistrate System		
Pre-Trial Assistance	32,059,469	33,859,000
GRAND TOTAL	443,600,299	456,789,726

Grant Activity

Grant activity in FY 2018 totaled \$4.7 million. The largest single expenditure of funds on grant activities (\$3,008,243) occurred with the U.S. Department of Services for the Drug Court Programs in Virginia. Details of all grant activity are listed in Table.

Utilization of Substitute and Retired Recalled Judges in the District Courts

In order to meet demands placed upon the courts when a vacancy exists on the bench, when a sitting judge is asked to fulfill certain administrative duties, or when a sitting judge must disqualify or recuse himself or herself in conflict cases, the district courts must call upon substitute judges and recall retired judges to assist in the processing of cases. During 2017, the total cost of the utilization of substitute and retired recalled judges in the district courts totaled about \$1.9 million for a total of 8,454 days (33.8 full-time equivalency positions) equating to an average of 34.2 days per district court judge. Appendix.

Utilization of Retired Recalled Judges in the Circuit Courts

The circuit courts also face the need to recall retired judges from time to time to assist with the caseloads of the courts and provide adequate resources when temporary judicial vacancies exist. In order to meet these demands placed upon the courts, the circuit courts during 2017 utilized retired judges for 3,989 days at a total cost of \$1.2 million. This represented 15.95 full-time equivalent positions. Appendix.

Fiscal Snapshot FY2019

Table 3. Grant Activity During Fiscal Year 2019

Grant Number	Title	Duration	Awarded	Expended thru FY2018
#60118 Non-federal	Original 14 courts:		each fiscal yr	\$2,901,500
	Admin Budget			\$207,500
	Evaluation Budget			\$100,000
	Vivitrol Pilot Courts			\$150,000
	Additional Drug Courts			\$1,785,885
	drug offender assessment			\$177,925
	Behavioral Health Docket			\$500,000
	Total:			\$5,822,810
	State support for drug/mental health courts			
U.S. Dept Health & Human Svc				
Court Improvement	Basic Grant		annual	\$233,832
Court Improvement	Training		annual	\$208,185
Court Improvement	Data		annual	\$208,185
	Federal financial support for state courts			\$650,202
VA Dept Crim Justice Svc				
VSTOP	Violence Against Women		annual	\$155,187
	Federal financial support for domestic courts			
Federal Dept of Justice				
Adult Drug Court Discretionary grant			10 year evaluation study	\$314,941
VA Dept Motor Vehicles				
Improve Highway Data	Provide DMV data from court records upon request		annual	\$116,518
Outreach Liaison	Provide training for court employees/judges		annual	\$79,650
Reduce Impaired Driving	Fund annual conference to train court employees		annual	\$131,100
				\$327,268
VA Dept of State Police				
FY2016 NARIP	Data Processing		1 - 4 years	\$241,779
FY2017 NARIP	Data Processing		1 - 4 years	\$258,691
	Provide data processing to develop programs to transmit from courts to police.			\$500,470
VA Dept Soc Services				
#CSE-16-038	MOU SCV and DSS to support dispute resolution counseling for domestic and child support problems.		annual	\$85,000

Virginia's Courts Jurisdiction and Structure

The Supreme Court of Virginia, which sits in Richmond and is composed of seven Justices, concluded its two hundred and fortieth year of operation in 2019. The Chief Justice of the Supreme Court is elected by a majority of the Court's Justices and serves a four-year term. The Court meets for five-day sessions beginning in September of each year and every seventh week until completion of the June docket. There are no formal sessions of court during July and August.

The Court's original jurisdiction may be invoked by way of petition for habeas corpus, mandamus, or prohibition. Appellate jurisdiction is invoked by appeal or writ of error attacking the judgment of a trial court. The Court hears appeals from the circuit courts involving civil cases (excluding domestic relations cases), criminal cases in which a sentence of death has been imposed, habeas appeals, and appeals from the State Corporation Commission.

Additionally, the Supreme Court is empowered to deal with matters concerning judicial censure, retirement, and removal. Subject to some statutory limitations, cases decided by the Court of Appeals may be appealed to the Supreme Court. The Supreme Court may, on its own motion or that of the Court of Appeals, certify a case originally appealed to the Court of Appeals for review by the Supreme Court before it has been determined by the Court of Appeals.

During the recess periods between sessions of the Court, the Justices conduct extensive legal research upon cases awaiting decision, draft and review opinions, study cases in which petitions for appeal have been filed, conduct hearings on petitions for appeal, and attend to administrative duties.

In addition to its appellate functions of examining results reached in lower courts and of redefining and developing the body of state law, the Supreme Court is also authorized to adopt rules of practice and procedure and to oversee changes in the organization of lower courts. The Supreme Court is responsible for the general supervision of the entire Virginia Judicial System.

The Court of Appeals of Virginia completed its thirty-fourth year of operation in 2019. Established in 1985, the Court of Appeals is composed of 11 judges who sit in panels of three in various regions of the state. The Chief Judge of the Court of Appeals is elected by a majority of the Court's judges and serves a four-year term.

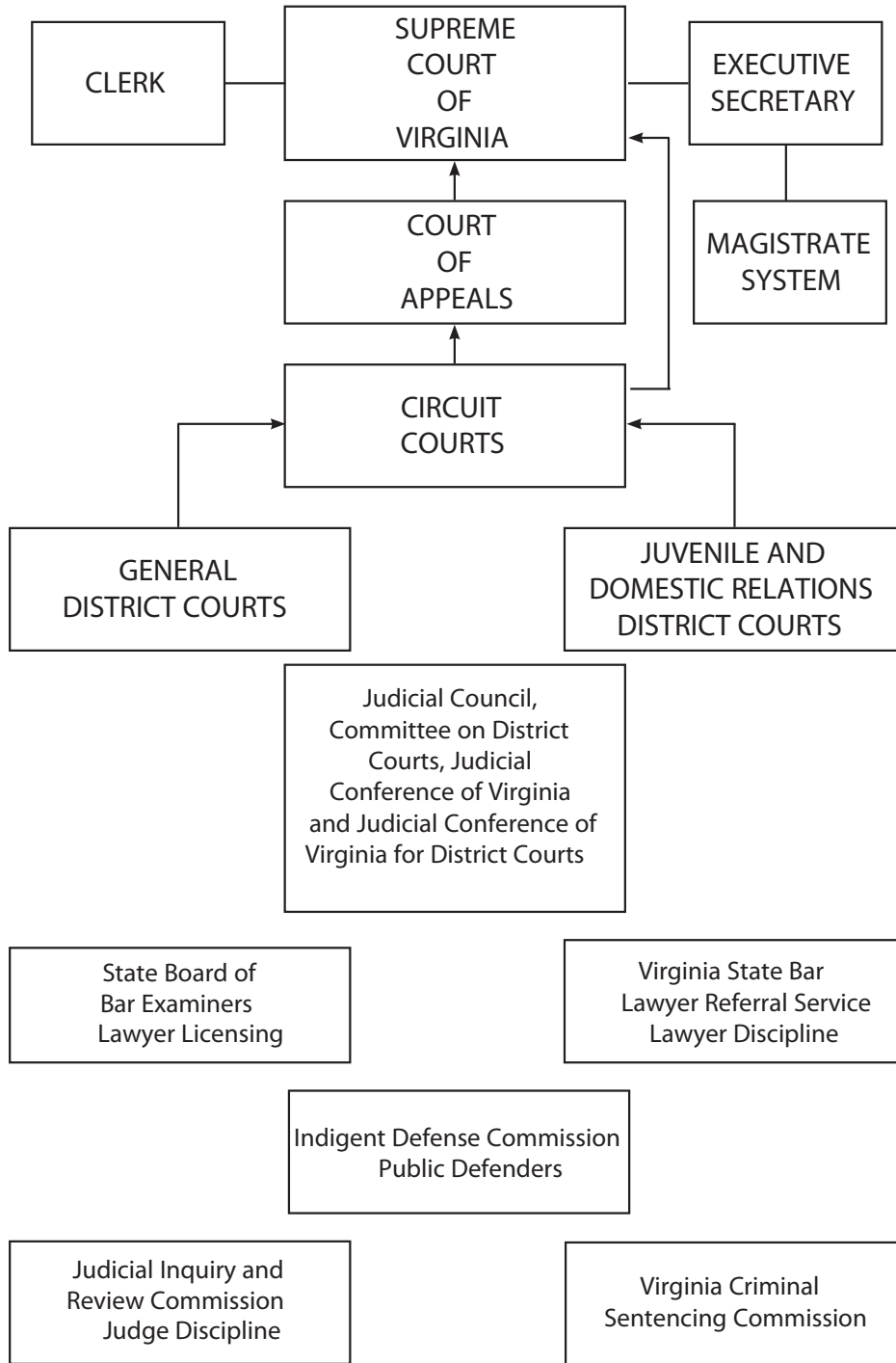
The Court of Appeals sits in various regional locations in order to provide convenient access to Virginia's citizens. These locations are normally in Alexandria, Norfolk, Richmond, and Salem. The clerk of the Court of Appeals is headquartered in Richmond and receives, processes, and maintains permanent records of appeals and other official documents filed with the Court.

The Court of Appeals hears appeals from circuit courts in all criminal matters except death penalty cases and in all domestic relations matters. In addition, appeals from decisions of the Virginia Workers' Compensation Commission and from most administrative agencies are taken to the Court. The Court also has original jurisdiction to issue writs of mandamus, prohibition, and habeas corpus in any case over which the Court would have appellate jurisdiction. The Court has authority to hear appeals as a matter of right from:

- any final judgment, order, or decree of a circuit court involving affirmance or annulment of a marriage, divorce, custody, spousal or child support, or control or disposition of a child, as well as other domestic relations cases;
- any final decision of the Virginia Workers' Compensation Commission (a state agency responsible for handling workers' compensation claims);
- any final decision of a circuit court on appeal from a decision of an administrative agency (example: the Department of Health); and
- any interlocutory order granting, dissolving, or denying an injunction or adjudicating the principles of a cause in any of the cases listed above.

Virginia's Courts Jurisdiction and Structure

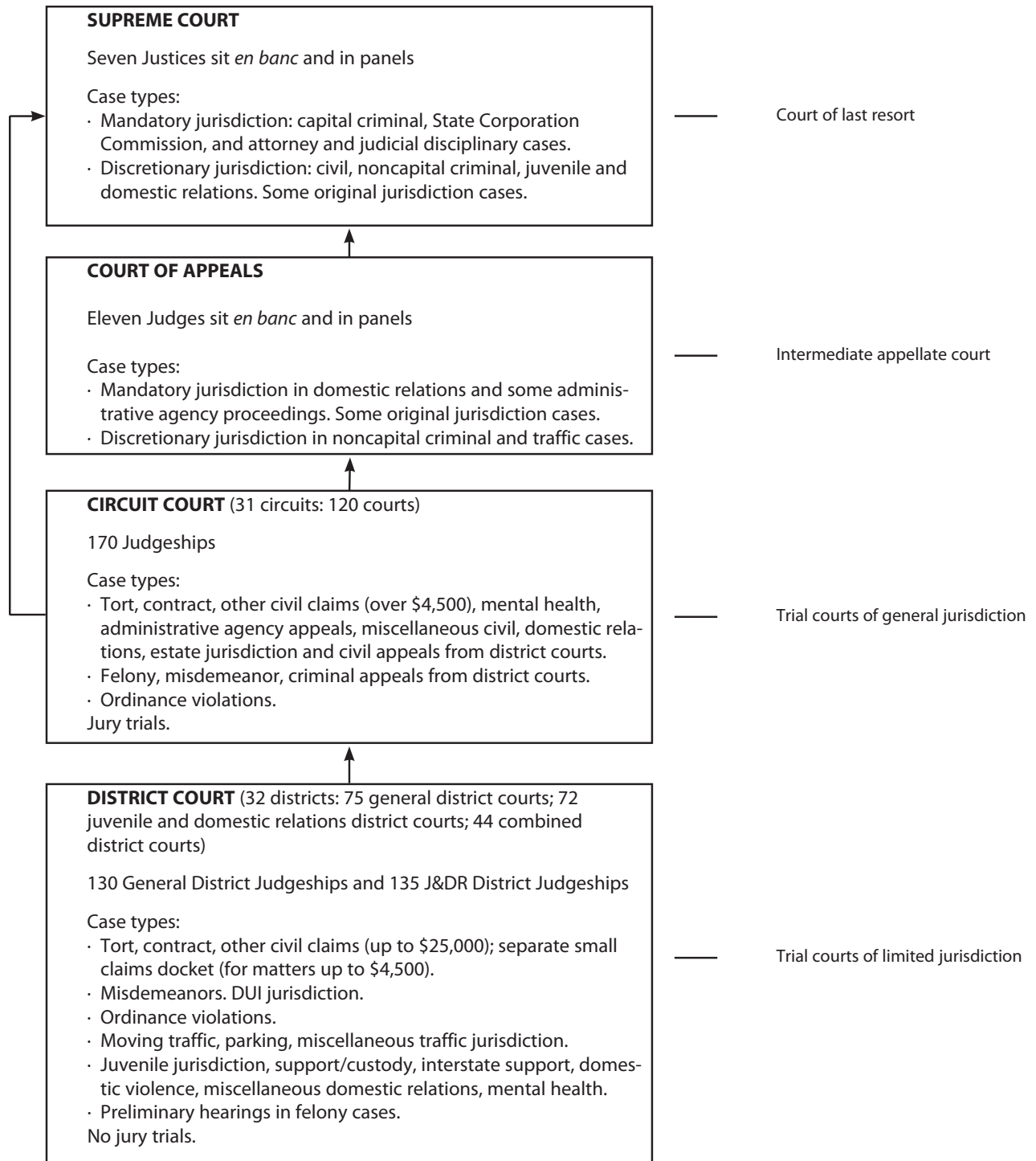
Figure 5. Virginia Judicial Branch



Route of Appeal →

Virginia's Courts Jurisdiction and Structure

Figure 6. Virginia's Court Structure



(As of December 31, 2019)

Virginia's Courts Jurisdiction and Structure

The Circuit Courts are Virginia's trial courts of general jurisdiction and have the authority to try a full range of civil and criminal cases. The circuit court system consists of 31 judicial circuits encompassing 120 separate circuit courts in the various counties and cities of the state. As of December 31, 2019, 157 judges and 121 locally elected clerks serve in the circuit courts. The judges of the Circuit Courts are elected and receive interim appointments in the same manner as the Court of Appeals judges. The Chief Judge of the circuit is elected for a two-year term by a vote of the judges serving in the circuit. See Table 23. In 2019, there were two courts, Alexandria (18th) and Fairfax (19th), that did not use the Courts Automated Information System - Case Management System (CAIS-CMS). These courts transmitted their own manually- or electronically-tabulated data. Statistical information has been italicized for these courts in the tables in this section.

In Virginia, the district court system, operational since 1973, is comprised of two distinct courts. A variety of criminal, traffic, and civil cases are heard by the general district courts. In criminal matters, the general district courts hear misdemeanor cases and hold preliminary hearings for felony cases. In civil cases, the general district court has exclusive jurisdiction in suits involving amounts of \$4,500 or less and concurrent jurisdiction with the circuit courts in suits involving amounts up to \$25,000.

In many instances, a citizen's first contact with Virginia's Judicial System comes through the office of the Magistrate. A principal function of the magistrate is to provide an independent, unbiased review of complaints of criminal conduct brought to the office by law enforcement or the general public. Magistrate duties include issuing various types of processes such as arrest warrants, summonses, bonds, search warrants, subpoenas, and certain civil warrants. Magistrates also conduct bail hearings in instances in which an individual is arrested on a warrant charging him or her with a criminal offense. Magistrates provide services on an around-the-clock basis, conducting hearings in person or through the use of video-conferencing systems.

The magistrate system for the Commonwealth is divided into eight regions, and each magistrate is authorized to exercise his or her powers throughout the magisterial region for which he or she is appointed. Each region is comprised of between three and five judicial districts. There are magistrate offices located throughout Virginia, including at least one in each of Virginia's 32 judicial districts.

Information About Virginia's Judges

The Justices of the Supreme Court of Virginia are elected by a majority vote of each House of the General Assembly for a term of twelve years. Interim appointments are made by the Governor subject to election by the General Assembly at the next regular session. By law, the Chief Justice is selected by a vote of the seven members of the Court.

The Court of Appeals Judges are elected by a majority vote of each House of the General Assembly. They serve for eight-year terms. Interim appointments are made by the Governor subject to election by the General Assembly at the next regular session. The Chief Judge is elected by a vote of the eleven judges for a term of four years.

The Judges of the Circuit Courts are elected and receive interim appointments in the same manner as the Court of Appeals Judges. The Chief Judge of the circuit is elected for a two-year term by a vote of the judges serving in the circuit.

The Judges of Virginia's District Courts are elected by a majority vote of each House of the General Assembly for terms of six years. Vacancies in district court judgeships occurring when the General Assembly is not in session are filled by the circuit court judges of the corresponding circuit. The judges so appointed must be elected by the next session of the General Assembly. Each district has a Chief General District Court Judge and a Chief Juvenile & Domestic Relations District Court Judge, both elected by peer vote for a two-year term. The Chief Judge is the administrative head of the respective courts in the district and is responsible for the management of the courts.

Virginia's Justices, Judges, and Magistrates

Table 4. Justices of the Supreme Court of Virginia

	Date Commenced	Present Term
Donald W. Lemons, Chief Justice	3/16/2000	3/16/2012-3/15/2024
D. Arthur Kelsey	2/01/2015	2/01/2015-1/31/2027
S. Bernard Goodwyn	10/10/2007	2/01/2020-1/31/2032
Cleo E. Powell	8/01/2011	8/01/2011-7/31/2023
William C. Mims	4/01/2010	4/01/2010-3/31/2022
Stephen R. McCullough	3/03/2016	3/03/2016-3/02/2028
Teresa M. Chafin	9/01/2019	9/01/2019-8/31/2031

Senior Justices of the Supreme Court of Virginia

Charles S. Russell

Elizabeth B. Lacy

Lawrence L. Koontz, Jr.

LeRoy F. Millette, Jr.

Clerk of the Supreme Court of Virginia

Douglas B. Robelen

Executive Secretary

Karl R. Hade

Table 5. Judges of the Court of Appeals of Virginia

	Present Term
Marla Graff Decker, Chief Judge	2/01/2014-1/31/2022
Robert J. Humphreys	4/16/2016-4/15/2024
William G. Petty	3/16/2014-3/15/2022
Randolph A. Beales	4/16/2014-4/15/2022
Clifford Lynwood Athey, Jr.	9/01/2019-8/31/2027
Glen A. Huff	8/01/2019-7/31/2027
Richard Y. Atlee, Jr.	2/01/2015-1/31/2023
Mary Grace O'Brien	2/01/2015-1/31/2023
Wesley G. Russell, Jr.	2/01/2015-1/31/2023
Mary B. Malveaux	4/16/2016-4/15/2024

Senior Judges of the Court of Appeals of Virginia

Rosemarie Annunziata

Jean Harrison Clements

James W. Haley, Jr.

Robert P. Frank

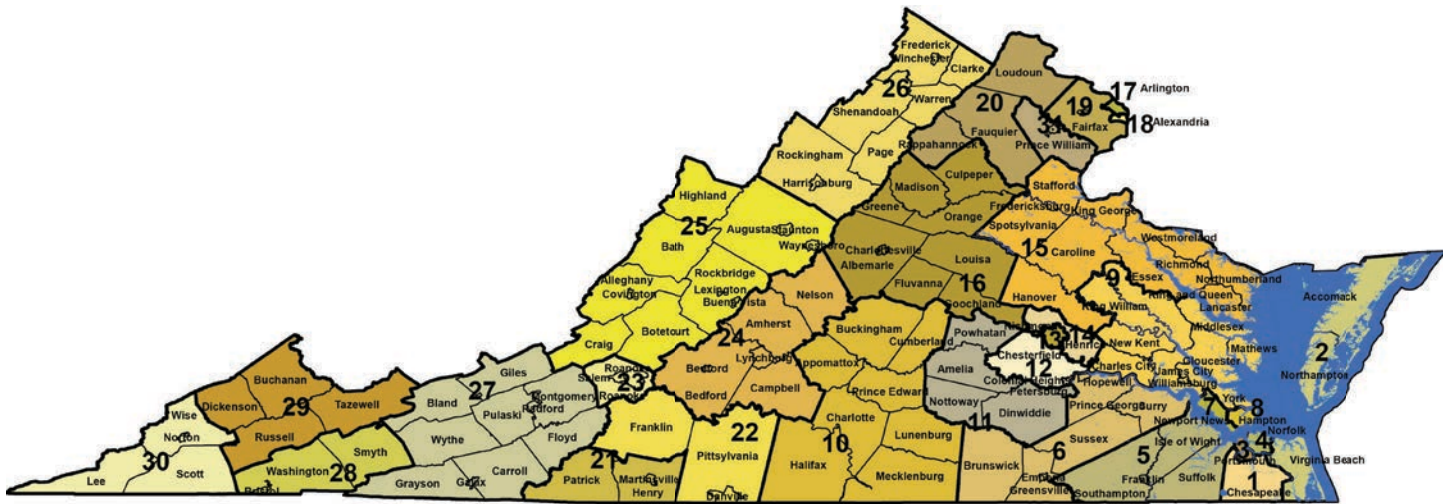
Clerk of the Court of Appeals of Virginia

Cynthia L. McCoy

(As of December 31, 2019)

Virginia's Justices, Judges, and Magistrates

Figure 7. Judicial Boundaries



Circuits (31) Districts (32)	Localities	Circuits (31) Districts (32)	Localities
1	Chesapeake	16	Albemarle, Charlottesville, Culpeper, Fluvanna, Goochland, Greene, Louisa, Madison, Orange
2 (Circuit)	Virginia Beach, Accomack, Northampton	17	Arlington, Falls Church
2 (District)	Virginia Beach	18	Alexandria
2A (District)	Accomack, Northampton	19	Fairfax City, Fairfax County
3	Portsmouth	20	Fauquier, Loudoun, Rappahannock
4	Norfolk	21	Henry, Martinsville, Patrick
5	Franklin City, Isle of Wight, Southampton, Suffolk	22	Danville, Franklin County, Pittsylvania
6	Brunswick, Emporia, Greensville, Hopewell, Prince George, Surry, Sussex	23	Roanoke City, Roanoke County, Salem
7	Newport News	24	Amherst, Bedford City, Bedford County, Campbell, Lynchburg, Nelson
8	Hampton	25	Alleghany, Augusta, Bath, Botetourt, Buena Vista, Covington, Craig, Highland, Lexington, Rockbridge, Staunton, Waynesboro
9	Charles City, Gloucester, James City, King & Queen, King William, Mathews, Middlesex, New Kent, Poquoson, Williamsburg, York	26	Clarke, Frederick, Harrisonburg, Page, Rockingham, Shenandoah, Warren, Winchester
10	Appomattox, Buckingham, Charlotte, Cumberland, Halifax, Lunenburg, Mecklenburg, Prince Edward	27	Bland, Carroll, Floyd, Galax, Giles, Grayson, Montgomery, Pulaski, Radford, Wythe
11	Amelia, Dinwiddie, Nottoway, Petersburg, Powhatan	28	Bristol, Smyth, Washington
12	Chesterfield, Colonial Heights	29	Buchanan, Dickenson, Russell, Tazewell
13	Richmond City	30	Lee, Norton, Scott, Wise
14	Henrico	31	Manassas, Manassas Park, Prince William
15	Caroline, Essex, Fredericksburg, Hanover, King George, Lancaster, Northumberland, Richmond County, Spotsylvania, Stafford, Westmoreland		

Virginia's Justices, Judges, and Magistrates

Table 6. Circuit Court Judges

First Judicial Circuit

Marjorie T. Arrington	5/01/2016-4/30/2024
Rufus A. Banks, Jr.	7/01/2018-6/30/2026
John W. Brown	5/01/2016-4/30/2024
Randall D. Smith*	3/01/2013-2/28/2021
Stephen J. Telfeyan	4/01/2019-3/31/2027

Second Judicial Circuit

Glenn R. Croshaw*	8/01/2019-7/31/2027
Steven C. Frucci	2/01/2014-1/31/2022
James Clayton Lewis	1/01/2015-12/31/2022
W. Revell Lewis, III	8/01/2019-7/31/2027
Leslie L. Lilley	3/01/2017-2/28/2025
Stephen C. Mahan	10/01/2018-9/30/2026
A. Bonwill Shockley	3/16/2016-3/15/2024

Third Judicial Circuit

Joel P. Crowe	7/01/2017-6/30/2025
Kenneth R. Melvin*	2/01/2018-1/31/2026
William S. Moore, Jr.	12/01/2014-11/30/2022
Johnny E. Morrison	2/01/2015-1/31/2023

Fourth Judicial Circuit

Michelle J. Atkins	7/01/2015-6/30/2023
John R. Doyle, III	2/01/2017-1/31/2025
Junius P. Fulton, III	2/01/2013-1/31/2021
Mary Jane Hall*	3/01/2017-2/28/2025
Jerrauld C. Jones	2/01/2017-1/31/2025
David W. Lannetti	12/01/2014-11/30/2022
Everett A. Martin, Jr.	3/16/2019-3/15/2027
Joseph A. Migliozzi, Jr.	12/01/2014-11/30/2022

Fifth Judicial Circuit

Carl Edward Eason, Jr.*	2/01/2019-1/31/2027
Lawson Wayne Farmer	12/01/2014-11/30/2022
Robert H. Sandwich, Jr.	2/01/2014-1/31/2022
Matthew A. Glassman	7/01/2019-6/30/2027

Sixth Judicial Circuit

W. Allan Sharrett*	7/01/2012-6/30/2020
Carson E. Saunders, Jr.	7/01/2019-6/30/2027
William Edward Tomko, III	7/01/2017-6/30/2025

Seventh Judicial Circuit

Timothy S. Fisher	2/01/2014-1/31/2022
Gary A. Mills*	7/01/2015-6/30/2023
Christopher R. Papile	7/01/2017-6/30/2025
Bryant L. Sugg	12/01/2014-11/30/2022
C. Peter Tench	4/01/2019-3/31/2027

Eighth Judicial Circuit

Michael A. Gaten	7/01/2018-6/30/2026
Christopher W. Hutton	9/01/2019-8/31/2027
Bonnie L. Jones*	3/01/2017-2/28/2025

Ninth Judicial Circuit

B. Elliott Bondurant*	1/01/2015-12/31/2022
Michael E. McGinty	7/01/2012-6/30/2020
Richard H. Rizk	7/01/2015-6/30/2023
Jeffrey W. Shaw	12/01/2014-11/30/2022

Tenth Judicial Circuit

Donald Carl Blessing	12/01/2014-11/30/2022
S. Anderson Nelson	7/01/2016-6/30/2024
James William Watson, Jr.	4/16/2019-4/15/2027
Kimberley S. White*	2/01/2013-1/31/2021

Eleventh Judicial Circuit

Paul W. Cella*	7/01/2019-6/30/2027
Dennis M. Martin, Sr.	7/01/2015-6/30/2023
Joseph M. Teefey, Jr.	1/01/2015-12/31/2022

Twelfth Judicial Circuit

Lynn S. Brice	12/01/2014-11/30/2022
David E. Johnson	12/01/2014-11/30/2022
Steven C. McCallum	7/01/2012-6/30/2020
Edward A. Robbins, Jr.*	12/01/2014-11/30/2022
Frederick G. Rockwell, III	5/01/2018-4/30/2026

Thirteenth Judicial Circuit

Bradley B. Cavedo	2/01/2019-1/31/2027
Phillip L. Hairston	7/01/2015-6/30/2023
Clarence N. Jenkins, Jr.	10/01/2014-9/30/2022
William R. Marchant	1/01/2015-12/31/2022
Gregory L. Rupe	7/01/2012-6/30/2020
Beverly W. Snukals	4/01/2010-3/31/2018
Joi Jeter Taylor*	12/01/2014-11/30/2022

(As of December 31, 2019)

*Chief Judge

Virginia's Justices, Judges, and Magistrates

Table 6. Circuit Court Judges (continued)

Fourteenth Judicial Circuit

Lee A. Harris, Jr.	8/01/2014-7/31/2022
Randall G. Johnson, Jr.	7/01/2019-6/30/2027
John Marshall	7/01/2015-6/30/2023
Richard S. Wallerstein, Jr.*	7/01/2012-6/30/2020
James Stephen Yoffy	7/01/2019-6/30/2027

Fifteenth Judicial Circuit

Sarah L. Deneke*	7/01/2019-6/30/2027
William E. Glover	7/01/2019-6/30/2027
J. Overton Harris	5/01/2016-4/30/2024
Herbert M. Hewitt	12/01/2014-11/30/2022
Patricia Kelly	7/01/2013-6/30/2021
Michael E. Levy	7/01/2013-6/30/2021
R. Michael McKenney	7/01/2016-6/30/2024
Ricardo Rigual	7/01/2016-6/30/2024
Victoria A. B. Willis	12/01/2014-11/30/2022
Gordon F. Willis	4/01/2015-3/31/2023
Charles S. Sharp	2/01/2017-1/31/2025

Sixteenth Judicial Circuit

Dale B. Durrer	7/01/2018-6/30/2026
Cheryl V. Higgins	4/01/2015-3/31/2023
Richard E. Moore	12/01/2014-11/30/2022
Timothy K. Sanner*	4/01/2019-3/31/2027
Claude V. Worrell, Jr.	7/01/2019-6/30/2027
Susan L. Whitlock	7/01/2012-6/30/2020

Seventeenth Judicial Circuit

Louise M. DiMatteo	7/01/2012-6/30/2020
Daniel S. Fiore, II	7/01/2012-6/30/2020
Judith L. Wheat	7/01/2019-6/30/2027
William T. Newman, Jr.*	3/01/2017-2/28/2025

Eighteenth Judicial Circuit

James C. Clark	1/01/2020-12/31/2028
Lisa Bondareff Kemler*	3/01/2013-2/28/2021
Nolan B. Dawkins	5/01/2016-4/30/2024

Nineteenth Judicial Circuit

Penney S. Azcarate	7/01/2015-6/30/2023
Randy I. Bellows	2/01/2019-1/31/2027
David Bernhard	7/01/2017-6/30/2025
Donte L. Bugg	3/16/2019-3/15/2027
Grace Burke Carroll	12/01/2014-11/30/2022
Michael F. Devine	4/01/2018-3/31/2026
Richard E. Gardiner	2/02/2017-1/31/2025
Brett A. Kassabian	2/01/2018-1/31/2026
Thomas P. Mann	7/01/2016-6/30/2024
David A. Oblon	1/01/2018-12/31/2025
Daniel Eric Ortiz	1/01/2015-12/31/2022
Stephen C. Shannon	7/01/2015-6/30/2023
Robert J. Smith	2/01/2016-1/31/2024
John M. Tran	7/01/2013-6/30/2021
Bruce D. White*	1/16/2016-1/15/2024

Twentieth Judicial Circuit

Douglas L. Fleming, Jr.*	7/01/2015-6/30/2023
Jeanette A. Irby	12/01/2014-11/30/2022
James E. Plowman, Jr.	11/1/2019-10/31/2027
James P. Fisher	7/01/2019-6/30/2027
Stephen E. Sincavage	2/01/2014-1/31/2022

Twenty-first Judicial Circuit

Marcus A. Brinks	5/01/2019-4/30/2027
G. Carter Greer	3/01/2013-2/28/2021
David V. Williams*	3/01/2014-2/28/2022

Twenty-second Judicial Circuit

Joseph W. Milam, Jr.	2/01/2017-1/31/2025
Stacey W. Moreau	7/01/2012-6/30/2020
Clyde H. Perdue, Jr.	1/01/2015-12/31/2022
James J. Reynolds*	7/01/2013-6/30/2021

Twenty-third Judicial Circuit

David B. Carson*	7/01/2013-6/30/2021
J. Christopher Clemens	7/01/2016-6/30/2024
Charles N. Dorsey	7/01/2018-6/30/2026
James R. Swanson	4/01/2017-3/31/2025
William D. Broadhurst	11/01/2018-10/31/2026

Twenty-fourth Judicial Circuit

John T. Cook	6/01/2016-5/31/2024
Michael T. Garrett*	7/01/2015-6/30/2023
James W. Updike, Jr.	4/01/2014-3/31/2022
James F. Watson	7/01/2019-6/30/2027
F. Patrick Yeatts	7/01/2019-6/30/2027

Twenty-fifth Judicial Circuit

Joel R. Branscom	2/01/2018-1/31/2026
Paul A. Dryer	4/01/2019-3/31/2027
W. Chapman Goodwin*	2/01/2017-1/31/2025
Edward K. Stein	7/01/2019-6/30/2027
Charles L. Ricketts, III	2/01/2014-1/31/2022

Twenty-sixth Judicial Circuit

Bruce D. Albertson*	7/01/2013-6/30/2021
Kevin C. Black	5/01/2019-4/30/2027
Bryan M. Madden	9/01/2019-8/31/2027
Alexander R. Iden	7/01/2015-6/30/2023
Clark Andrew Ritchie	12/01/2014-11/30/2022
William W. Sharp	7/01/2019-6/30/2027
Thomas J. Wilson, IV	5/01/2016-4/30/2024

*Chief Judge

Virginia's Justices, Judges, and Magistrates

Table 6. Circuit Court Judges (continued)

Twenty-seventh Judicial Circuit

Bradley W. Finch	12/01/2014-11/30/2022
Brett L. Geisler	4/01/2019-3/31/2027
H. Lee Harrell	7/01/2015-6/30/2023
Josiah T. Showalter, Jr.	4/01/2014-3/31/2022
Robert M. D. Turk	7/01/2016-6/30/2024
Marcus H. Long, Jr.*	7/01/2012-6/30/2020

Twenty-eighth Judicial Circuit

Sage B. Johnson*	7/01/2012-6/30/2020
C. Randall Lowe	2/01/2017-1/31/2025
Deanis L. Simmons	7/01/2013-6/30/2021
Frederick A. Rowlett	7/01/2019-6/30/2027

Twenty-ninth Judicial Circuit

Jack S. Hurley, Jr.	2/01/2013-1/31/2021
Patrick R. Johnson	5/01/2016-4/30/2024
Michael Lee Moore	4/01/2018-3/31/2026
Richard C. Patterson	12/01/2014-11/30/2022
Brian K. Patton*	7/01/2018-6/30/2026

Thirtieth Judicial Circuit

Chadwick S. Dotson	7/01/2019-6/30/2027
Jeffrey Hamilton	12/01/2014-11/30/2022
John C. Kilgore*	7/01/2019-6/30/2027
Tammy S. McElyea	4/01/2013-3/31/2021

Thirty-first Judicial Circuit

Tracy Calvin Hudson*	7/01/2015-6/30/2023
Kimberly A. Irving	7/01/2015-6/30/2023
Steven S. Smith	7/01/2015-6/30/2023
Carroll A. Weimer, Jr.	7/01/2013-6/30/2021
James A. Willett	4/01/2018-3/31/2026

Authorized Judges: 170

Judges: 168

Note: "Authorized Judges" refers to the maximum number of judges stated in Virginia Code § 17.1-507 as of July 1, 2019.

*Chief Judge

Virginia's Justices, Judges, and Magistrates

Table 6. Circuit Court Judges (continued)

Circuit Court Judges Leaving the Bench in 2019

	Circuit	
Honorable William R. O'Brien	2	Retired May 31, 2019
Honorable Timothy Hauler	12	Retired December 31, 2019
Honorable Gary A. Hicks	14	Retired June 30, 2019
Honorable Joseph J. Ellis	15	Retired June 30, 2019
Honorable Jeffrey W. Parker	20	Retired October 31, 2019
Honorable Martin F. Clark, Jr.	21	Retired April 30, 2019
Honorable R. Edwin Burnette, Jr.	24	Retired December 31, 2019
Honorable Anita D. Filson	25	Retired June 30, 2019
Honorable Neil Randolph Bryant	26	Retired July 31, 2019
Honorable Clifford Lynwood Athey, Jr.	26	Elected to Court of Appeals September 1, 2019
Honorable Teresa M. Chafin	29	Elected to Supreme Court September 1, 2019

Circuit Court Judges Taking the Bench in 2019

	Circuit	
Honorable Stephen J. Telfeyan	1	Effective April 1, 2019
Honorable Matthew A. Glassman	5	Effective July 1, 2019
Honorable Carson E. Saunders, Jr.	6	Effective July 1, 2019
Honorable James William Watson, Jr.	10	Effective April 16, 2019
Honorable Randall G. Johnson, Jr.	14	Effective July 1, 2019
Honorable William E. Glover	15	Effective July 1, 2019
Honorable Claude V. Worrell, Jr.	16	Effective July 1, 2019
Honorable Judith L. Wheat	17	Effective July 1, 2019
Honorable Dontae L. Bugg	19	Effective March 16, 2019
Honorable James P. Fisher	20	Effective July 1, 2019
Honorable James E. Plowman	20	Effective November 1, 2019
Honorable Marcus A. Brinks	21	Effective May 1, 2019
Honorable James Frederick Watson	24	Effective July 1, 2019
Honorable Paul A. Dryer	25	Effective April 1, 2019
Honorable Edward K. Stein	25	Effective July 1, 2019
Honorable Kevin C. Black	26	Effective May 1, 2019
Honorable William W. Sharp	26	Effective July 1, 2019
Honorable Brian M. Madden	26	Effective September 1, 2019
Honorable Frederick A. Rowlett	28	Effective July 1, 2019
Honorable Angela L. Horan	31	Effective July 1, 2019

Virginia's Justices, Judges, and Magistrates

Table 7. District Court Judges: General District

First Judicial District

Philip J. Infantino, III	4/01/2015-3/31/2021
Michael R. Katchmark	7/01/2018-6/30/2024
Robert G. MacDonald*	1/01/2015-12/31/2020
Erin L. Evans	4/01/2019-3/31/2025

Second Judicial District

Teresa N. Hammons	4/01/2016-3/31/2022
Elizabeth S. Hodges	2/01/2014-1/31/2020
Salvatore R. Iaquinto	2/01/2014-1/31/2020
Daniel Roger Lahne*	7/01/2012-6/30/2018
Paul David Merullo	12/01/2014-11/30/2020
Sandra S. Menago	5/01/2019-4/30/2025

Second-A Judicial District

Gordon S. Vincent	7/01/2018-6/30/2024
-------------------	---------------------

Third Judicial District

Roxie O. Holder	10/01/2018-9/30/2024
Douglas B. Ottinger*	2/01/2016-1/31/2022
Morton V. Whitlow	2/01/2016-1/31/2022

Fourth Judicial District

Joan E. Mahoney	2/01/2014-1/31/2020
Michael Charles Rosenblum*	12/01/2014-11/30/2020
Tasha D. Scott	7/01/2015-6/30/2021
Bruce A. Wilcox	4/01/2015-3/31/2021
Robert B. Rigney	7/01/2019-6/30/2025

Fifth Judicial District

Alfred W. Bates, III*	7/01/2017-6/30/2023
W. Parker Councill	5/01/2014-4/30/2020
Nicole A. Belote	7/01/2019-6/30/2025

Sixth Judicial District

C. Ridley Bain	2/01/2019-1/31/2025
Elbert D. Mumphery	7/01/2019-6/30/2025
Bruce A. Clark, Jr.*	7/01/2018-6/30/2024
H. Lee Townsend, III	12/01/2014-11/30/2020

Seventh Judicial District

Tyneka L. D. Flythe*	7/01/2015-6/30/2021
Matthew Woodrow Hoffman	2/01/2017-1/31/2023
Michael S. Stein	7/01/2015-6/30/2021
Robert G. Saunders	7/01/2019-6/30/2025

Eighth Judicial District

Selena Stellute Glenn	7/01/2018-6/30/2024
Tonya Henderson-Stith	5/01/2015-4/30/2021
Corry N. Smith*	7/01/2017-6/20/2023

Ninth Judicial District

Stephen Ashton Hudgins	2/01/2019-1/31/2025
Colleen K. Killilea*	11/01/2015-10/31/2021
Stephanie E. Merritt	12/01/2014-11/30/2020

Tenth Judicial District

Calvin S. Spencer, Jr.*	4/16/2019-4/15/2025
Jody H. Fariss	6/01/2019-5/31/2025
Darrel W. Puckett	6/01/2019-5/31/2025

Eleventh Judicial District

Robert Beman Beasley, Jr.	12/01/2014-11/30/2020
Ray P. Lupold, III*	2/01/2014-1/31/2020
Thomas Stark, IV	5/01/2019-4/30/2025

Twelfth Judicial District

Keith Nelson Hurley*	7/01/2019-6/30/2025
Matthew Donald Nelson	12/01/2014-11/30/2020
Pamela O'Berry	4/01/2015-3/31/2021
James J. O'Connell, III	7/01/2017-6/30/2023
Thomas L. Vaughn	7/01/2018-6/30/2024

Thirteenth Judicial District

Lawrence B. Cann, III*	7/01/2019-6/30/2025
Claire G. Cardwell	7/01/2017-6/30/2023
David M. Hicks	7/01/2015-6/30/2021
Jacqueline S. McClenney	12/01/2015-11/30/2021
Tracy W. J. Thorne-Begland	2/01/2019-1/31/2025

Fourteenth Judicial District

Thomas O. Bondurant, Jr.	2/01/2017-1/31/2023
George Barton Chucker	7/01/2019-6/30/2025
B. Craig Dunkum*	7/01/2015-6/30/2021
John K. Honey	11/01/2015-10/31/2021
Lauren A. Caudil	6/01/2019-5/31/2025

*Chief Judge

Virginia's Justices, Judges, and Magistrates

Table 7. District Court Judges: General District (continued)

Fifteenth Judicial District

David B. Caddell, Jr.	7/01/2016-6/30/2022
Hugh S. Campbell*	7/01/2019-6/30/2025
John S. Martin	7/01/2016-6/30/2022
Richard T. McGrath	7/01/2016-6/30/2022
Robert Eric Reibach	12/01/2014-11/30/2020
Angela M. O'Connor	7/01/2019-6/30/2025

Sixteenth Judicial District

Matthew J. Quatrara	6/01/2019-5/31/2025
Theresa W. Carter	7/01/2018-6/30/2024
Claiborne H. Stokes, Jr.*	7/01/2016-6/30/2022

Seventeenth Judicial District

Daniel Tomas Lopez	7/01/2019-6/30/2025
Jason S. Rucker	3/16/2019-3/15/2025
R. Frances O'Brien*	7/01/2019-6/30/2025

Eighteenth Judicial District

Donald M. Haddock, Jr.*	5/01/2014-4/30/2020
-------------------------	---------------------

Nineteenth Judicial District

Harry Michael Cantrell	7/01/2016-6/30/2022
Manuel A. Capsalis	7/01/2015-6/30/2021
Michael Joseph Cassidy	2/01/2017-1/31/2023
Michael Joshua Lindner	7/01/2015-6/30/2021
Lisa A. Mayne*	10/01/2018-9/30/2024
William J. Minor, Jr.	4/01/2015-3/31/2021
Mitchell I. Mutnick	5/01/2016-4/30/2022
Mark C. Simmons	4/01/2018-3/31/2024
Tina L. Snee	7/01/2015-6/30/2021
Susan J. Stoney	2/01/2017-1/31/2023
Susan Friedlander Earman	7/01/2019-6/30/2025

Twentieth Judicial District

J. Gregory Ashwell	7/01/2017-6/30/2023
Deborah C. Welsh*	7/01/2018-6/30/2024

Twenty-first Judicial District

James R. McGarry*	5/01/2019-4/30/2025
Joan Ziglar	7/01/2019-6/30/2025

Twenty-second Judicial District

Robert L. Adams, Jr.	1/01/2015-12/31/2020
George A. Jones, Jr.*	4/01/2018-3/31/2024

Twenty-third Judicial District

Francis W. Burkart, III	11/01/2014-10/31/2020
Scott R. Geddes	2/01/2017-1/31/2023
Thomas W. Roe, Jr.	7/01/2016-6/30/2022
Jacqueline F. Ward Talevi*	2/01/2015-1/31/2021

Twenty-fourth Judicial District

Sam D. Eggleston, III*	7/01/2018-6/30/2024
Randy C. Krantz	7/01/2016-6/30/2022
Stephanie S. Maddox	7/01/2015-6/30/2021

Twenty-fifth Judicial District

William Harrison Cleaveland*	2/01/2019-1/31/2025
Rupen R. Shah	2/01/2017-1/31/2023

Twenty-sixth Judicial District

John Stanley Hart, Jr.*	12/01/2014-11/30/2020
W. Dale Houff	4/16/2018-4/15/2024
Amy B. Tisinger	7/01/2015-6/30/2021

Twenty-seventh Judicial District

J. D. Bolt	7/01/2018-6/30/2024
Erin J. DeHart	7/01/2015-6/30/2021
Randal J. Duncan	5/01/2016-4/30/2022
Gerald E. Mabe II	7/01/2018-6/30/2024
Gino W. Williams*	4/01/2015-3/31/2021

Twenty-eighth Judicial District

V. Blake McKinney	7/01/2018-6/30/2024
Eric R. Thiessen*	7/01/2019-6/30/2025
Travis B. Lee	7/01/2019-6/30/2025

Twenty-ninth Judicial District

Henry A. Barringer*	7/01/2019-6/30/2025
George Robert Brittain, II	12/01/2014-11/30/2020

Thirtieth Judicial District

Ronald Kelley Elkins	7/1/2018-6/30/2024
Shawn L. Hines*	1/01/2015-12/31/2020

Thirty-first Judicial District

Robert P. Coleman	7/01/2015-6/30/2021
Wallace Semeon Covington, III*	12/01/2014-11/30/2020
Turkessa B. Rollins	7/01/2019-6/30/2025
William E. Jarvis	11/01/2018-10/31/2024
Petula C. Metzler	7/01/2017-6/30/2022

Authorized Judges: 130

Judges: 125

Note: "Authorized Judges" refers to the maximum number of judges stated in Virginia Code § 16.1-69.6:1 as of July 1, 2019.

*Chief Judge

Virginia's Justices, Judges, and Magistrates

Table 7. District Court Judges: Juvenile and Domestic Relations District Court

First Judicial District

Andrew D. Kubovcik	7/01/2019-6/30/2025
David J. Whitted	7/01/2018-6/30/2024
Larry D. Willis, Sr.*	5/01/2017-4/30/2023
Lori Beth Galbraith	7/01/2019-6/30/2025

Second Judicial District

Cheshire l'Anson Eveleigh	7/01/2019-6/30/2025
Deborah V. Bryan	5/01/2016-4/30/2022
Tanya Bullock	7/01/2018-6/30/2024
Timothy J. Quick	4/01/2019-3/31/2025
Philip C Hollowell*	12/01/2014-11/30/2020

Second-A Judicial District

Third Judicial District

Diane P. Griffin	7/01/2018-6/30/2024
Bryan K. Meals*	7/01/2017-6/30/2023
Alotha C. Willis	2/16/2019-2/15/2025

Fourth Judicial District

M. Randolph Carlson, II	1/01/2017-12/31/2023
Lauri D. Hogge	4/01/2019-3/31/2025
Lyn M. Simmons	7/01/2015-6/30/2021
Robert McLanahan Smith III*	7/01/2018-6/30/2024
Devon R. Paige	7/01/2019-6/30/2025

Fifth Judicial District

Stan D. Clark	7/01/2017-6/30/2023
James E. Wiser*	7/01/2017-6/30/2022

Sixth Judicial District

Christopher B. Ackerman	7/01/2019-6/30/2025
Jacqueline R. Waymack*	6/01/2015-5/31/2021
Wallace W. Brittle, Jr.	7/01/2019-6/30/2025

Seventh Judicial District

Jeffrey C. Rountree	7/01/2019-6/30/2025
Thomas W. Carpenter	2/01/2017-1/31/2023
Judith Anne Kline*	4/01/2015-3/31/2021
Rebecca M. Robinson	4/16/2019-4/15/2025

Eighth Judicial District

Jay Edward Dugger*	7/01/2019-6/30/2025
Robert B. Wilson, V	4/01/2019-3/31/2025
Gregory C. Bane	7/01/2019-6/30/2025

Ninth Judicial District

Wade A. Bowie	7/01/2018-6/30/2024
Cressondra B. Conyers	7/01/2018-6/30/2024
George C. Fairbanks, IV*	2/01/2016-1/31/2022
Holly B. Smith	7/01/2019-6/30/2025

Tenth Judicial District

Marvin H. Dunkum*	4/01/2016-3/31/2022
Nora J. Miller	7/01/2016-6/30/2022
Robert H. Morrison	2/01/2019-1/31/2025

Eleventh Judicial District

Phillip T. DiStanislaio*	2/01/2019-1/31/2025
Theresa J. Royall	7/01/2019-6/30/2025

Twelfth Judicial District

D. Gregory Carr	2/01/2016-1/31/2022
Vanessa L Jones	1/01/2015-12/31/2020
Scott David Landry*	12/01/2014-11/30/2020
M. Duncan Minton, Jr.	3/01/2017-2/28/2023
Jayne Ann Pemberton	12/01/2014-11/30/2020
J. David Rigler	7/01/2018-6/30/2024

Thirteenth Judicial District

Richard B. Campbell*	4/01/2019-3/31/2025
Marilynn C. Goss-Thornton	5/01/2014-4/30/2020
Mary E. Langer	8/01/2016-7/31/2022
Ashley K. Tunner	5/16/2018-5/15/2024

Fourteenth Judicial District

Margaret W. Deglau	7/01/2018-6/30/2024
Rondelle D. Herman*	7/01/2018-6/30/2024
Sharon Gregory Jacobs	7/01/2019-6/30/2025
Stuart L. Williams, Jr.	5/01/2016-4/30/2022

Fifteenth Judicial District

John E. Franklin	7/01/2015-6/30/2021
Shannon O. Hoehl	7/01/2017-6/30/2023
Julian W. Johnson	4/01/2017-3/31/2023
William L. Lewis	7/01/2016-6/30/2022
Andrea M. Stewart	7/01/2015-6/30/2021
Georgia K. Sutton	2/01/2014-1/31/2020
Frank G Uvanni	7/01/2015-6/30/2021
Joseph A. Vance, IV*	7/01/2019-6/30/2025

Sixteenth Judicial District

David M Barredo	12/01/2014-11/30/2020
Ronald L. Morris	2/01/2018-1/31/2024
Frank W. Somerville	7/01/2018-6/30/2024
Deborah S. Tinsley*	12/01/2014-11/30/2020
Gilbert H. Berger	7/01/2019-6/30/2025
Barbara G. Lowe	7/01/2019-6/30/2025

Seventeenth Judicial District

Robin L. Robb	7/01/2016-6/30/2022
George D. Varoutsos*	3/16/2016-3/15/2022

Eighteenth Judicial District

*Chief Judge

Virginia's Justices, Judges, and Magistrates

Table 7. District Court Judges: Juvenile and Domestic Relations District Court (continued)

Constance H. Frogale*	4/01/2017-3/31/2023	Daryl L. Funk	7/01/2019-6/30/2025
		Chad A. Logan	7/01/2019-6/30/2025
Nineteenth Judicial District			
Gayl Branum Carr	8/01/2018-8/31/2024		
Glenn L. Clayton, II	10/01/2018-9/30/2024		
Kimberly J. Daniel	7/01/2019-6/30/2025		
Todd G. Petit*	7/01/2016-6/30/2022		
Janine M. Saxe	2/01/2014-1/31/2020		
Thomas P. Sotelo	2/01/2015-1/31/2021		
Maha-Rebekah Ramos Abejuela	7/01/2019-6/30/2025		
Jonathan D. Frieden	7/01/2019-6/30/2025		
Twentieth Judicial District			
Pamela L. Brooks*	7/01/2017-6/30/2023		
Melissa N. Cupp	7/01/2017-6/30/2023		
Avelina S. Jacob	2/10/2019-2/09/2025		
Twenty-first Judicial District			
Kimberly R. Belongia	7/01/2019-6/30/2025		
Susan N. Deatherage*	5/01/2019-4/30/2025		
Twenty-second Judicial District			
Timothy W. Allen	7/01/2015-6/30/2021		
Brian H. Turpin*	7/01/2018-6/30/2024		
Dale M. Wiley	7/01/2016-6/30/2022		
Twenty-third Judicial District			
Leisa K. Ciaffone	7/01/2019-6/30/2025		
Hilary D. Griffith	7/01/2015-6/30/2021		
Frank W. Rogers, III*	1/01/2015-12/31/2021		
John Weber, III	7/01/2015-6/30/2021		
Twenty-fourth Judicial District			
Jeffrey P. Bennett*	7/01/2015-6/30/2021		
Mary K. Driskill	8/01/2015-7/31/2021		
Brooke Willse Gaddy	7/01/2018-6/30/2024		
Robert Louis Harrison, Jr.	2/01/2016-1/31/2022		
H. Cary Payne	7/01/2018-6/30/2024		
Stephanie Mutter-Ayers	7/01/2019-6/30/2025		
Jennifer E. Stille	7/01/2019-6/30/2/25		
Twenty-fifth Judicial District			
Laura L. Dascher	5/01/2014-4/30/2020		
Linda Schorsch Jones*	12/01/2014-11/30/2020		
Correy R. Smith	7/01/2016-6/30/2022		
Paul A. Tucker	7/01/2017-6/30/2023		
Susan B. Read	7/01/2019-6/30/2025		
Twenty-sixth Judicial District			
Kimberly Marion Athey	12/01/2014-11/30/2020		
Anthony Wayne Bailey	12/01/2014-11/30/2020		
Rachel E. Figura	5/01/2019-4/30/2025		
Elizabeth Kellas Burton	5/01/2016-4/30/2022		
Hugh David O'Donnell*	4/01/2015-3/31/2021		
Twenty-seventh Judicial District			
H. Lee Chitwood	2/01/2018-1/31/2024		
Monica D. Cox	7/01/2018-6/30/2024		
Bradley G Dalton	12/01/2014-11/30/2020		
Stephanie Murray Shortt*	12/01/2014-11/30/2020		
Robert C. Viar, Jr.	5/01/2015-4/30/2021		
Twenty-eighth Judicial District			
Richard S. Buddington, Jr.	7/01/2018-6/30/2024		
Joseph B. Lyle*	7/01/2015-6/30/2021		
Florence A. Powell	2/01/2014-1/31/2020		
Twenty-ninth Judicial District			
Michael J. Bush	4/01/2015-3/31/2021		
Martha P. Ketron*	2/01/2015-1/31/2021		
Laura F. Robinson	7/01/2016-6/30/2022		
Thirtieth Judicial District			
Marcus F. McClung	7/01/2018-6/30/2024		
Elizabeth S. Wills*	2/01/2019-1/31/2025		
Kimberly M. Jenkins	7/01/2019-6/30/2025		
Thirty-first Judicial District			
D. Scott Bailey	2/01/2016-1/31/2022		
Lisa Michelle Baird	7/01/2019-6/30/2025		
H. Jan Roltsch-Anoll*	12/01/2014-11/30/2020		
Janice Justina Wellington	7/01/2014-6/30/2020		
Authorized Judges: 135			
Judges: 134			
Note: "Authorized Judges" refers to the maximum number of judges stated in Virginia Code § 16.1-69.6:1 as of July 1, 2019.			

*Chief Judge

Virginia's Justices, Judges, and Magistrates

Table 7. District Court Judges

District Judges Leaving the Bench in 2019

	District	
Honorable Eileen Anita Olds	1	Retired June 30, 2019
Honorable Stephen J. Telfeyan	1	Elected to Circuit Court April 1, 2019
Honorable Randall M. Blow	2	Retired March 31, 2019
Honorable Robert F. Hagans	2	Died January 18, 2019
Honorable Deborah M. Paxson	2	Retired March 31, 2019
Honorable Croxton Gordon	2A	Retired December 31, 2019
Honorable Matthew A. Glassman	5	Elected to Circuit Court June 30, 2019
Honorable Carson E. Saunders, Jr.	6	Elected to Circuit Court June 30, 2019
Honorable Ronald Everett Bensten	7	Retired January 31, 2019
Honorable Charles H. Warren	10	Retired May 31, 2019
Honorable James William Watson, Jr.	10	Elected to Circuit Court April 16, 2019
Honorable Robert G. Woodson, Jr.	10	Retired May 31, 2019
Honorable Randall G. Johnson, Jr.	14	Elected to Circuit Court June 30, 2019
Honorable L. Neil Steverson	14	Retired May 30, 2019
Honorable Phillip U. Fines	15	Retired June 30, 2019
Honorable Robert H. Downer, Jr.	16	Retired May 31, 2019
Honorable Claude V. Worrell	16	Elected to Circuit Court June 30, 2019
Honorable Thoms J. Kelley, Jr.	17	Retired January 31, 2019
Honorable Richard J. McCue	17	Retired June 30, 2019
Honorable Uley Norris Damiani	18	Resign - Reallocation August 15, 2019
Honorable Robert L. Bushnell	21	Retired June 30, 2019
Honorable Marcus A. Brinks	21	Elected to Circuit Court April 30, 2019
Honorable Mary Kett Driskill	24	Retired June 30, 2019
Honorable Gordon F. Saunders	25	Retired March 31, 2019
Honorable Kevin C. Black	26	Elected to Circuit Court May 1, 2019
Honorable William W. Sharp	26	Elected to Circuit Court July 1, 2019
Frederick A. Rowlett	28	Elected to Circuit Court July 1, 2019
Honorable Angela L. Horan	31	Elected to Circuit Court July 1, 2019

Virginia's Justices, Judges, and Magistrates

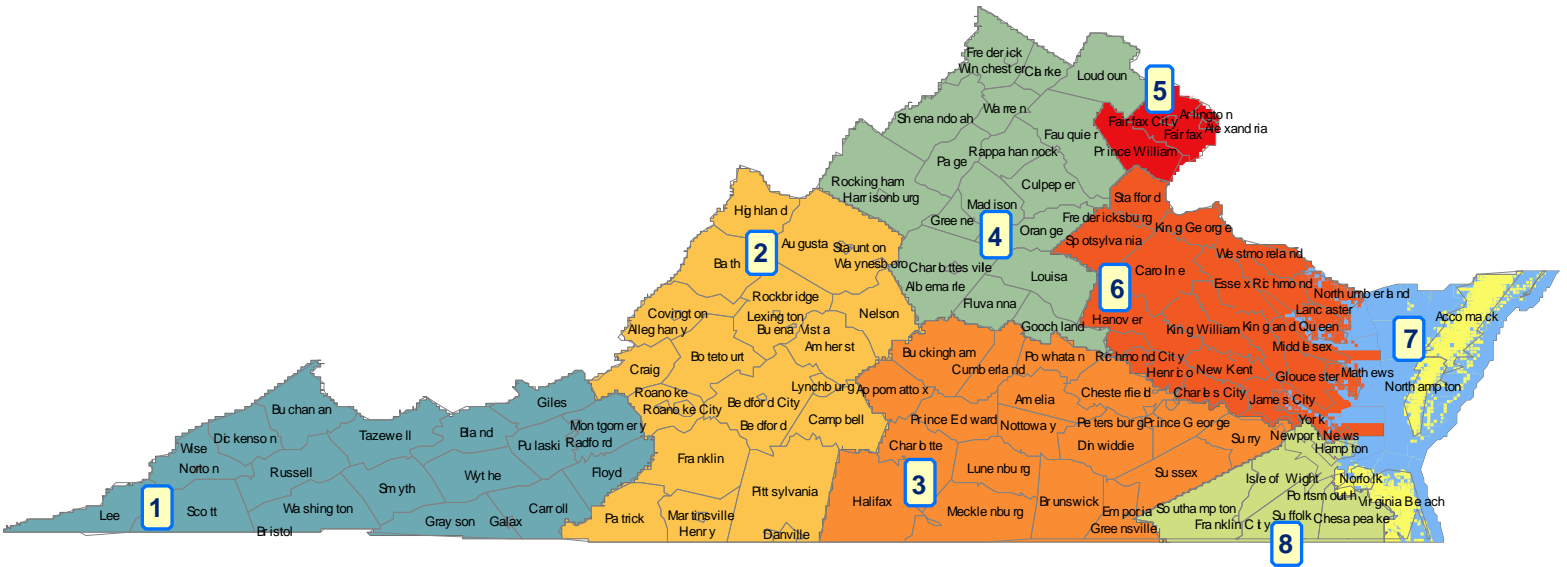
Table 7. District Court Judges

District Judges Taking the Bench in 2019

	District	
Honorable Erin L. Evan	1	Effective April 1, 2019
Honorable Lori B. Galbraith	1	Effective July 1, 2019
Honorable Andrew D. Kubovcik	1	Effective July 1, 2019
Honorable Cheshire l'Anson Eveleigh	2	Effective July 1, 2019
Honorable Sandra S. Menago	2	Effective May 1, 2019
Honorable Timothy J. Quick	2	Effective April 1, 2019
Honorable Devon R. Paige	4	Effective July 1, 2019
Honorable Robert B. Rigney	4	Effective July 1, 2019
Honorable Nicole A. Belote	5	Effective July 1, 2019
Honorable Christopher B. Ackerman	6	Effective July 1, 2019
Honorable Wallace W. Brittle, Jr.	6	Effective July 1, 2019
Honorable Elbert D. Mumphery	6	Effective July 1, 2019
Honorable Robert G. Saunders	7	Effective July 1, 2019
Honorable Rebecca M. Robinson	7	Effective April 16, 2019
Honorable Jeffrey C. Rountree	7	Effective July 1, 2019
Honorable Gregory C. Bane	8	Effective July 1, 2019
Honorable Holly B. Smith	9	Effective July 1, 2019
Honorable Jody E. H. Fariss	10	Effective May 31, 2019
Honorable Darrel W. Puckett	10	Effective June 1, 2019
Honorable Calvin S. Spencer, Jr.	10	Effective April 16, 2019
Honorable Thomas Stark IV	11	Effective May 1, 2019
Honorable Theresa J. Royall	11	Effective July 1, 2019
Honorable Brice E. Lambert	13	Effective July 1, 2019
Honorable Lauren A. Caudill	14	Effective June 1, 2019
Honorable Sharon G. Jacobs	14	Effective July 1, 2019
Honorable Angela M. O'Conner	15	Effective July 1, 2019
Honorable Gilbert H. Berger	16	Effective July 1, 2019
Honorable Barbara G. Lowe	16	Effective July 1, 2019
Honorable Matthew J. Quatrara	16	Effective June 1, 2019
Honorable Daniel T. C. Lopez	17	Effective July 1, 2019
Honorable Jason S. Rucker	17	Effective March 16, 2019
Honorable Susan F. Earman`	19	Effective July 1, 2019
Honorable Kimberly R. Belongia	21	Effective July 1, 2019
Honorable James R. McGarry	21	Effective May 1, 2019
Honorable Joan Ziglar	21	Effective July 1, 2019
Honorable Stephanie Mutter-Ayers	24	Effective July 1, 2019
Honorable Jennifer E. Stille	24	Effective July 1, 2019
Honorable Christopher Billias	25	Effective April 1, 2019
Honorable Christopher B. Russell	25	Effective July 1, 2019
Honorable Rachel E. Figura	26	Effective May 1, 2019
Honorable Daryl L. Funk	26	Effective July 1, 2019
Honorable Chad A. Logan	26	Effective July 1, 2019
Honorable Travis B. Lee	28	Effective July 1, 2019
Honorable Kimberly M. Jenkins	30	Effective July 1, 2019
Honorable Turkessa B. Rollins	31	Effective July 1, 2019

Virginia's Justices, Judges, and Magistrates

Figure 8: Magistrate Regions



Regions (8)	Judicial Circuits	Judicial Districts
1	27th, 28th, 29th, 30th	27th, 28th, 29th, 30th
2	21st, 22nd, 23rd, 24th, 25th	21st, 22nd, 23rd, 24th, 25th
3	6th, 10th, 11th, 12th	6th, 10th, 11th, 12th
4	16th, 20th, 26th	16th, 20th, 26th
5	17th, 18th, 19th, 31st	17th, 18th, 19th, 31st
6	9th, 13th, 14th, 15th	9th, 13th, 14th, 15th
7	2nd, 3rd, 4th	2nd, 2nd-A, 3rd, 4th
8	1st, 5th, 7th, 8th	1st, 5th, 7th, 8th

Magistrates provide an independent, unbiased review of criminal complaints brought to the office by police officers or the general public. Their duties include issuing various types of processes such as arrest warrants, summonses, emergency protective orders, search warrants, subpoenas, mental health orders, and emergency medical orders. Magistrates conduct bond hearings to determine bail in instances in which an individual is arrested and accept prepayments for traffic infractions and minor misdemeanors. Magistrates also serve as hearing officers for tax setoff hearings.

Virginia's Justices, Judges, and Magistrates

Table 8: Magistrates

REGION ONE

Twenty-seventh Judicial Circuit/District

Leigh Ann Altizer
 Tessa Marie Bush
 Alan Dale Cash
 Elizabeth Logan Chitwood
 Crystal Dawn Cultice
 Charles Warren Davis
 Karen Sue Garnand
 Ashley Aust Johnson
 Tiffany Overfelt Keffer
 Robert Harrison Keller
 Susan Elaine Kinser
 Dane E. M. Little
 Jill M. Long*
 Christopher Steven McCraw
 Thomas Neil Osborne
 Tiffany Anne Overfelt
 Everett G. Puckett
 Freddie Lee Sweet, Jr.
 Michele L. Thompson
 Jeremy F. West
 Christina Kendrick Whitlock
 David Deric Wigand
 Jeffrey Lyle Wright

Twenty-eighth Judicial Circuit/District

Jackson Leroy Case
 David Christopher Fields
 Joshua W. Fuller
 Tamala Hess Gillespie
 Mary Johanna Hanzlik*
 Thomas A. Hess
 David Matthew Morangelo
 Ramanathan Michael Paranthaman
 Mary S. Rouse
 James Franklin Weaver

Twenty-ninth Judicial Circuit/District

Amanda L. Davis
 Albert Wayne Hagy
 Kevin T. McGlothlin
 Carolyn Sue Mullins

Thirtieth Judicial Circuit/District

Sandy L. Bailey
 Evan Mackenzie Baker
 Stephanie Lauran Carter
 Joshua J. Ely
 Andrew Curtis Gardner
 John Thadieu Harris, III
 Audie L. Kennedy
 Murphy Andrew Mullins
 Jonathan Wayne Robbins*
 Christie D. Robinson
 Jarrad Tyler Smith
 Samantha Bowen Smith
 Janice Susan Sturgill

REGION TWO

Twenty-first Judicial Circuit/District

Bonnie R. Bowman
 Shannon Leigh Cauley
 Cynthia Lynn Corns
 Deborah L. Hall
 Ann M. S. Hylton*
 Courtney Denise Reid
 Larry Joe Robinett, II

Twenty-second Judicial Circuit/District

Joseph Allan Blair
 Joyce Williamson Crews*
 Frances Marie Dasko
 Justin Heath Hatcher
 Caroline E. Jones
 Janice Miller Nascimento
 Lea Pilson
 Jennifer Beth Ross
 Cynthia Mae Stevens
 Joshua Behner Twiggs

Twenty-third Judicial Circuit/District

Jacquelyn Christine Akers
 Harry Allan Bither
 Jamie Kiser Capaldo
 Lee Carter Edwards-Davis
 Jessica Ann Joyner
 Robin Elizabeth Kleene-Young

Virginia's Justices, Judges, and Magistrates

Table 8: Magistrates (continued)

REGION TWO (continued)

Twenty-third Judicial Circuit/District (continued)

Sarah R. King
 Jeffrey Lamar Kyle
 Aimee Roebke Lucas
 Stephen Daniel Poff*
 Allen W. Secrist
 Jason Robert Walsh
 Robert L. Warren
 Carolyn A. Watson
 Cynthia Lee Woods

Twenty-fourth Judicial Circuit/District

Jack William Creasy
 Jonathan L. Davison
 Sharon K. Elmer
 Robert Clemm Goad, Jr.
 Larry Allen Jacobs
 Kang Hwan Lee
 Andrew John Michael*
 Bethanie A. Mickles
 Melissa Lowry Nelson
 Patricia Washington Parrish
 Karly J. Mayhew-Potts
 Elbert Dewayne Sprinkle

Twenty-fifth Judicial Circuit/District

Joy A. Dudley
 Denise Schock Friski
 Kimberly Fleshman Hensley
 Kathleen Marie Lee
 Jaime M. Long
 Douglas Paul Malenfant
 Allison Kelly McCray
 Judith Owens
 Charles Glisson Smith
 Eric Douglas Stephenson
 Lance Alvah Vest
 Robyn Renee Wilhelm*

REGION THREE

Sixth Judicial Circuit/District

David Lewis Blount
 Amelia Owens Covington
 Stanley Alexander Davis
 David K. Hoque
 Janai Victoria Lewis
 Gregory Alan Lush*
 Bradley Taylor Mead
 Joe Dennis Norris
 Thweatte G. Ozlin
 Tamekia Lashawn Simmons

Michael Lionel Stith
 Deborah H. Wilson
 Robert Cochran Wrenn, Jr.

Tenth Judicial Circuit/District

Amanda June Blankenship
 Katherine Sullivan Blum
 Jonathan Clyde Davis
 John Anthony Ellis
 David Brian Hawks, Jr.
 Qiana Chenae Jones-Payne
 Robert Christopher Mason
 John Kenneth Pitts
 Christopher Alexander Salerno*
 Anna Dishman Sargent
 Michael Allen Wilson

Eleventh Judicial Circuit/District

Seth Isaac Cardwell
 Jennifer Elizabeth Chapman*
 Chyrel Cutler
 David Matthew Guipe
 Carmen Denise Jones
 Joseph Daniel Maughon
 Tiffany Marie Slean
 Richard Wallace Stevenson
 Sarah Elizabeth Wright

Twelfth Judicial Circuit/District

Leigh Hill Ashtiani-O'Connell
 David Marhsall Bishop
 Herell W. Carneal, Jr.
 Daniel John Holser*
 Daniel Lawrence Holt
 Bryan J. Hrbacek
 Joseph E. Payne
 Donald Lee Stewart, II
 Lawrence Andrew Stone
 Roman Michael Tedeschi
 Zohra Wakilpoor
 Michael Scott Znotens

REGION FOUR

Sixteenth Judicial Circuit/District

Nathan William Beisel
 Avnel Alair Coates*
 Mary Jane Connelly
 Robert Thomas Flynn
 Heidi Elizabeth Laraway
 Patricia Robertson Last

*Chief Magistrate

Virginia's Justices, Judges, and Magistrates

Table 8: Magistrates (continued)

REGION FOUR (continued)

Sixteenth Judicial Circuit/District (continued)

Richard Allen Lillard
 Louis P. Mascola
 David A. Pennington
 Kaitlyn Danielle Peters
 George Stephen Pisano
 Alanna Jennings Rawls
 Michelle Jovan Scott
 Jeremy Reese St. Pierre
 Nick A. Williford

Twentieth Judicial Circuit/District

Ruben Atadero
 Lawrence Conneen
 Fernando Carlos William Cota-Wertz
 Victoria Catherine Dronsick
 Robert Alex Franchok, Jr.
 Clyde Milton Harding
 Seth Ian Howard*
 Louis E. Kroiz
 Charles Kenneth Moss
 William Joseph Waller, Jr.

Twenty-sixth Judicial Circuit/District

Dena Louise Anderson
 John Russell Clanahan
 Nicholas Taylor Hager
 Carrie Coffelt Hodges
 Thomas A. Howell
 James Alan Koblisch
 Leah Louise Lorenz
 Monica Lynne Martin*
 Leilani A. Monahan
 Alexander James Neff
 Caitlin Ventry-Marie Peterson-Woolard
 Michael Joseph Piecnik
 Sean Douglas Rankin
 Nettie Arthur Rogers
 Phyllis Armentrout Wong

REGION FIVE

Seventeenth Judicial Circuit/District

Bruce Charles Adam*
 Allison Arnold
 Jason Matthew Brayton-Lewis
 Duha Mongy El-Quesny
 Paul Wilkes Koshetar
 John David Kuntz
 Benjamin Allen Plummer
 George L. Yaksick, Jr.

Eighteenth Judicial Circuit/District

Michael A. Arizmendi
 Anna Cykon Davis
 Elizabeth Anne Fuller
 Nathan Thomas Hurtz
 Scott Lawrence Scher
 Brian Gilbert Troxler
 Adam Dominic Willard*

Nineteenth Judicial Circuit/District

Karen Olowin Ampenh
 Jonathan B. Bolls
 Dennis E. Brown
 Christopher D. Burns
 Patricia J. Colgan
 Bradley G. Doane
 Alyssa D. Emery*
 Victor Louis Fichman
 Dina Centifanti Gledhill
 Thomas William Gow
 Jon Scott Graft
 Sylvia Youngsil Hong
 Marla G. McCormick
 Shehrish K. Rajpoot
 Kimberly A. Reavey
 Sarah Sami
 Robert Eric Sherfy
 Andrea Brooke Sirianni
 Justin Michael Wieneke
 Kevin L. Wiggs

Thirty-first Judicial Circuit/District

Jennifer Ashley Christie
 Clinton C. Cohen
 Tara L. Crum
 Katie Lauren Deal
 Jay G. Fenske
 David James Fox
 Jeremy J. Hawkins
 Jonathan Kirk Heath
 Kaaren Kay Jurack
 Devan Lee Kirk*
 James Avery Ortte
 Sandra Rae Sylvester
 Candra Ann Walker
 Kathleen Marie Weden
 Joshua D. Wolfe

*Chief Magistrate

Virginia's Justices, Judges, and Magistrates

Table 8: Magistrates (continued)

REGION SIX

Ninth Judicial Circuit/District

James Alan Beall
Heather Dawn Farr
Simon James Gemerek
Kara L. Glascoe
Jack Douglas Howell
Dominick Rocco Littman
James Douglas Mounts
Mary Virginia Munoz*
Suzette M. Sapp
Joshua G. Shrieves

Thirteenth Judicial Circuit/District

Martasha M. Bishop
Jessica Eva Marjorie Bolton
Andrew Timothy Goodfellow
Kathryn Meredith Kersey Horn
Dru Steven Letourneau
Jennifer Lee Meyer
William Thomas Murray, II
Susannah Lee Myers
Joe Dennis Norris
Carl JM Tate
Gary Michael Wooldridge*
Dawn Michelle Young

Fourteenth Judicial Circuit/District

Marcy Elizabeth Beall
Micah Shawn Blankenship*
Tekia Shantelle Cooper
Morgan Richard Emanuel
Dennis Eric Haskin, Jr.
Robert Glenn Hearn
Christopher Isaac Lee
Sara E. Munoz
Charles Franklin Seal, III
Tony Sylvester Tate, Sr.
Jeffrey Brian Znotens

Fifteenth Judicial Circuit/District

Thomas William Anderson
Qiana Cordel Brandon
Hansi Stevenson Chowdhry
Thomas R. Dew
Jonathan Glenn Goodpasture
Kacee Marie Greenstein
Andrew P. Hanlin
Jack Wayne Hill, Jr.
Frederick D. Howell
Brook D. Hudnall
Mitchell Dean Jacobs
Lydia Lovelace King
Mary-Lynn Krusz

Anderson C. Messer
Jennifer Erin Miller
Latonya C. Morris
Mary Margaret Parsons
Floyd Scott Risley
Clifford Yarborough Rose*
Suzanne Elizabeth Sheehan
Seketta Zenobia Skoloda
Valerie Louise Stepp
Jane Elizabeth Tomiko
Christina Gwen Vijil
Shirelle Danielle Wiggins-Bailey

REGION SEVEN

Second Judicial Circuit/District

Charisse L. Black
Keilee Ruth Bland
Patrick D. Blankenship
Daniel Richard Danielson
Gwen Ann Ertmann
Velber Covington Harris
Alicia Ann Jones
Brittany Nichole Maxie
Keesha U. McCray
Evelyn Gudrun Ortolani
Michael Christopher Poulson*
Andrew Ross Truitt
Carl Glen Twiford
Peter Ganzel Wales
Heidi D. Watkins
Sonjia M. Wheaton
Tamyra L. Whitehead

Second-A Judicial Circuit/District

Jill Harriet Ezersky
Brittany Alice Russell-Taylor

Third Judicial Circuit/District

Mistee Nicole Colbert
Tiffany Nathalia Garrard
Ethan Clay Griffith
Luke M. Kelly
Mandy Leigh Owens*
Fanita Y. Pendleton
Kandace Joyce Turner-Ford
David Ray Whitfield

Fourth Judicial Circuit/District

Veronica Y. Arzadon
Alexander H. Ballin
Melissa Ann Dascoli
Emerald Leigh Frierson
Andrew Louis Gabriel
Kimberly Lynette Hutson

*Chief Magistrate

Virginia's Justices, Judges, and Magistrates

Table 8: Magistrates (continued)

REGION SEVEN (continued)

Fourth Judicial Circuit/District (continued)

Felicia Felton Jordan
 Christopher Bradley Lawrence
 Hannah Lidington
 Ryan Johnston McLaughlin
 Christopher Ian Midgett
 Sylvia Victorina Perry
 Richard J. Salvadore
 Robert Sweitzer
 Roneesha Bonee Williams
 Amanda Josephine Winchester*

REGION EIGHT

First Judicial Circuit/District

George Michael Afentakis
 Michael Henry Baker
 Sue Bailey Breasette
 Sarita D. Chandler
 Veronica Durrant
 Hee Joon Kim Holt
 Marguerite Forker Laraia*
 Natalie Martin Miller
 Larry Arthur Ray
 Christie C. Turner

Fifth Judicial Circuit/District

James Frederick Entas
 Ryan Michael Jones
 Michelle Ann Merrill
 Samuel Steven Perfetti
 Elizabeth Casby Stahlman*
 Regina Turner Sykes

Seventh Judicial Circuit/District

Kara S. Akins*
 Sherri Lynn Dudley
 Douglass S. Hertz
 Gregory James Kaliris
 Shane A. Lacasse
 Barbara C. Mahady
 Stephanie E. Ortega
 Brandon Earl Washington
 Anna B. Wogan
 Christopher Avery Worthington

Eighth Judicial Circuit/District

Dinah Balthis
 Thomas P. Chisman
 Lauren Cara Murphy
 Chana Monique Powell
 Sara Elizabeth Rowley
 Philip Warren Spratley, III
 Rachel Elizabeth Welch

OFFICE OF THE EXECUTIVE SECRETARY STAFF

Shawn Quentin Barnes
 Ronald Batliner, Jr.
 David B. Brumit
 Thomas Richard Cahill
 John William Campbell
 Charles Noel Crum
 Elizabeth Rose Doudera
 Edith Elizabeth Edwards-Talbot
 Garland Wayne Frye
 Jonathan Elder Green
 Paul Akers Gregory, Jr.
 Don Errol McCown, Jr.
 Edmund Walter Newman, Jr.
 Robert Frank Noote, IV
 Heather Anne Page
 James Scorzelli
 Carolyn B. St. Clair
 Cheryl Anita Thompson

*Chief Magistrate

Policy Making Bodies

The Judicial Council of Virginia is charged with the responsibility for making a continuous study of the organization, rules and methods of procedure and practice of the judicial system of the Commonwealth. It is also responsible for examining the work accomplished and results produced by the system and its individual offices and courts. A report of the proceedings and recommendations of the Council is made to the General Assembly and to the Supreme Court on an annual basis.

The Chief Justice of the Supreme Court is presiding officer for the Council whose membership includes one Court of Appeals judge, six circuit court judges, one general district court judge, one juvenile and domestic relations district court judge, two attorneys qualified to practice in the Supreme Court and the Chairmen of the Committees for Courts of Justice in the Virginia Senate and House of Delegates. Council members are appointed by the Chief Justice and serve for four years or at the pleasure of the Chief Justice.

Judicial Council of Virginia

The Honorable Donald W. Lemons, Chief Justice, Chair
 The Honorable Marla Graff Decker, Chief Judge, Court of Appeals of Virginia
 The Honorable Jerrauld C. Jones, Judge
 The Honorable Nolan B. Dawkins, Judge
 The Honorable Cheryl V. Higgins, Judge
 The Honorable Deanis Simmons, Judge
 The Honorable Thomas J. Wilson, IV, Judge
 The Honorable Stacey W. Moreau, Judge
 The Honorable George Barton Chucker, Judge
 The Honorable Jay E. Dugger, Judge
 Mark D. Obenshain, Member, Senate of Virginia
 Robert B. Bell, Member, House of Delegates
 James A. Leftwich, Jr.*
 Monica Taylor Monday, Esquire
 Michael N. Herring, Esquire
 Karl R. Hade, Executive Secretary (Ex-officio)
 *Designee of Delegate Robert B. Bell

Committees

Executive Committee

The Honorable Donald W. Lemons, Chief Justice
 The Honorable Marla Graff Decker, Chief Judge
 The Honorable Jerrauld C. Jones, Judge
 The Honorable Cheryl V. Higgins, Judge

Judicial Administration Committee

The Honorable Cheryl V. Higgins, Chair
 The Honorable Nolan B. Dawkins
 The Honorable Jerrauld C. Jones
 The Honorable Monica Monday

Revised November 2019

Policy Making Bodies

Judicial Conference of Virginia

The Judicial Conference of Virginia was organized to discuss and to consider means and methods of improving the administration of justice in the Commonwealth. Active members include the Chief Justice and Justices of the Supreme Court, all judges of the Court of Appeals and the circuit courts and all retired Justices and judges of these courts. The Chief Justice serves as President of the Conference. Six circuit court judges, one Court of Appeals judge and one retired judge are elected to serve on the Conference's Executive Committee. The Conference conducts its business through three standing committees. The Executive Committee: serves two year terms with a two-term limit. All other committees serve three-year terms with a two term limit

Executive Committee

The Honorable Donald W. Lemons, Chief Justice, Chair
 The Honorable Marla Graff Decker, Chief Judge
 The Honorable Cleo E. Powell*
 The Honorable Michael L. Moore
 The Honorable Jeanette A. Irby
 The Honorable Joi Jeter Taylor
 The Honorable David W. Lannetti
 The Honorable David B. Carson
 The Honorable Cheryl V. Higgins
 The Honorable Margaret P. Spencer (Retired)

Judicial Administration

The Honorable Marla Graff Decker, Chair
 The Honorable Louise DiMatteo
 The Honorable Sage B. Johnson
 The Honorable Richard E. Moore
 The Honorable Marjorie Arrington
 The Honorable Joi Jeter Taylor
 The Honorable Penney Azcarate
 The Honorable Patricia Kelly

Judicial Education

The Honorable Junius P. Fulton, III, Chair
 The Honorable Glenn R. Croshaw
 The Honorable Susan L. Whitlock
 The Honorable Daniel S. Fiore, II
 The Honorable Tammy S. McElyea
 The Honorable Kimberley S. White
 The Honorable Kenneth R. Melvin

*By Invitation of the Chief Justice

Revised November 2019

Policy Making Bodies

Committee on District Courts

The Committee on District Courts (CDC) was created to assist the Chief Justice in the administrative supervision of Virginia's unified court system. Among the statutorily mandated responsibilities of the CDC are recommending new judgeships and certifying the need to fill district court vacancies, authorizing the number of clerks, magistrates and personnel in each district, establishing guidelines and policies for court system personnel and fixing salary classification schedules for district court personnel and magistrates.

Membership of the Committee includes the Chairmen of the Committees for Courts of Justice in the Senate and House of Delegates, two members of each of the Courts of Justice Committees appointed by the respective Chairmen, the Speaker of the House of Delegates, the Majority Leader of the Senate of Virginia, one circuit court judge, two general district court judge and two juvenile and domestic relations district court judge. These judicial members are appointed by the Chief Justice and serve at his pleasure which is typically four years.

Chair

The Honorable Donald W. Lemons, Chief Justice, Supreme Court of Virginia, Chair

Judicial Members

The Honorable V. Blake McKinney, Judge, Twenty-Eighth Judicial District (1st term expires 5/31/22)

The Honorable Lisa B. Kemler, Judge, Eighteenth Judicial Circuit (1st term expires 8/31/23)

The Honorable Petula C. Metzler, Judge, Thirty-first Judicial District (1st term expires 8/31/23)

The Honorable Tanya Bullock, Judge, Second Judicial District (2nd terms expires 6/30/23)

The Honorable D. Gregory Carr, Judge, Twelfth Judicial District (1st term expires 8/31/23)

Legislative Members

The Honorable Thomas K. Norment, Jr., Member, Senate of Virginia

The Honorable M. Kirkland Cox, Speaker of the House

The Honorable Mark D. Obenshain, Member, Senate of Virginia

The Honorable Ryan T. McDougale, Member, Senate of Virginia

The Honorable Richard H. Stuart, Member, Senate of Virginia

The Honorable Charniele L. Herring, Member, House of Delegates

The Honorable Leslie R. Adams, Member, House of Delegates

*The Honorable Jeffrey L. Campbell, Member, House of Delegates

Executive Committee

The Honorable Donald W. Lemons, Chief Justice, Supreme Court of Virginia, Chair

The Honorable Petula C. Metzler, Judge, Thirty-First Judicial District

The Honorable Thomas K. Norment, Jr., Member, Senate of Virginia

The Honorable M. Kirkland Cox, Speaker of the House

Clerk's Advisory Committee

Mr. Christopher Eric Barr, Clerk, Fairfax General District Court 1/1/19-12/31/20 (2nd term)

Ms. Terry Southworth, Clerk, Caroline General District Court 1/1/19-12/31/20 (1st term)

Ms. Jennifer Wrenn, Clerk, Hampton Juvenile & Domestic Relations District Court 1/1/19-12/31/20 (1st term)

Ms. Sherrie Lester, Clerk, Pittsylvania Juvenile & Domestic Relations District Court 1/1/19-12/31/20 (1st term)

Magistrate's Advisory Committee

Ms. Ann Hylton, Chief Magistrate, Twenty-First Judicial District 10/1/19-9/30/21 (2nd term)

Ms. Mandy L. Owens, Chief Magistrate, Third Judicial District 4/1/19-6/30/21 (1st term)

*Designated to attend on behalf of The Honorable Robert B. Bell, Member, House of Delegates

Policy Making Bodies

Advisory Committee on Rules of Court

<u>Position</u>	<u>Current Member</u>	<u>Location</u>	<u>Term Length</u>	<u>Term</u>	<u>Exp. Date</u>
Academic	Kent Sinclair	n/a	Unlimited		
Academic	Hamilton Bryson	n/a	Unlimited		
CAV Judge	Mary Malveaux	n/a	3 years	1	2/31/21
CAV Judge	Wesley Russell, Jr.	n/a	4 years	1	6/30/21
Circuit Judge	John Tran	19 th Circuit	3 years	2	12/31/20
Circuit Judges	Susan Whitlock	16 th Circuit	4 years	2	12/31/21
	David W. Lannetti	4 th Circuit	4 years	1	6/30/23
	Sage Johnson	28 th Circuit	4 years	1	12/31/21
GDC Judge	Thomas O. Bondurant	14th District	4 years	1	12/31/20
JDR Judge	Deborah V. Bryan	2nd District	4 years	2	12/31/23
CC Clerk	Wendy Hughes	Chesterfield	4 years	1	12/31/22
CA	Megan L. Clark	Prince Edward	4 years	1	12/31/22
Criminal Defense	Rhonda Quagliana	Charlottesville	4 years	1	12/31/21
Civil Private Practice	Bryan Grimes Creasy	Roanoke	4 years	3	12/31/23
Civil Private Practice	Stuart Raphael	Richmond	3 years	2	12/31/20
Civil Private Practice	Rachel D.G. Horvath	Charlottesville	4 years	2	12/31/23
Civil Private Practice	Michael W. Robinson	Vienna	4 years	1	12/31/23

Revised November 2019

Committees of the Judicial Conference of Virginia for District Courts

Executive Committee

The Honorable Donald W. Lemons, Chief Justice, Supreme Court of Virginia, Chair

General District

The Honorable Henry A. Barringer, Judge

The Honorable Stephanie S. Maddox, Judge

The Honorable Becky J. Moore, Judge

The Honorable Stephanie E. Merritt, Judge

Juvenile & Domestic Relations

The Honorable Ashley K. Tunner

The Honorable Hugh David O'Donnell

The Honorable H. Lee Chitwood

The Honorable Constance H. Frogale

Retired Judge

The Honorable Robert S. Brewbaker, Jr, Retired Judge

Judicial Education

General District

The Honorable R. Frances O'Brien, Chair

The Honorable Alfred W. Bates, III

The Honorable Erin J. DeHart

The Honorable William E. Jarvis

Juvenile & Domestic Relations

The Honorable Tyneka L.D. Flythe

The Honorable Vanessa L. Jones

The Honorable Brian H. Turpin

The Honorable Paul A. Tucker

Policy Making Bodies
Committees of the Judicial Conference of Virginia for District Courts (continued)
Law Revision
General District

Roxie Holder, Chair
 William H. Cleaveland
 Colleen K. Killilea
 Mark C. Simmons

Juvenile & Domestic Relations

Kimberly Marion Athey
 Bradley G. Dalton,
 Rondelle D. Herman
 Georgia K. Sutton

Nominations, Resolutions & Memorials
General District

Donald M. Haddock, Chair
 John S. Hart
 Philip J. Infantino, III
 Jacqueline S. McClenney

Juvenile & Domestic Relations

Vanessa L. Jones
 William L. Lewis
 Jayne Pemberton
 Frank W. Rogers, III

Revised November 21, 2019

Access to Justice Commission

The Honorable S. Bernard Goodwyn, Justice, Supreme Court of Virginia, Co-Chair
 John Whitfield, Executive Director/General Counsel Blue Ridge Legal Services, Inc. Co-Chair

Members

Andrea L. Bridgeman, Associate General Counsel Freddie Mac
 The Honorable Deborah V. Bryan, Judge, Virginia Beach Juvenile and Domestic Relations District Court
 Tara L. Casey, Director, Harry L. Carrico Center for Pro Bono Service, University of Richmond School of Law
 Karl A. Doss, Deputy Director, Legal Services Corporation of Virginia
 Crista Gantz, Director, Access to Legal Services, Virginia State Bar
 The Honorable Chaz W. Haywood, Clerk of Court, Rockingham County Circuit Court
 The Honorable Tonya Henderson-Stith, Judge, Hampton General District Court
 Pamela Kestner, Deputy Director of Housing, Virginia Department of Housing and Community Development
 The Honorable Mary B. Malveaux, Judge, Court of Appeals of Virginia
 David Neumeyer, Executive Director, Virginia Legal Aid Society
 Lonnie D. ("Chip") Nunley, Hunton Andrews Kurth LLP
 Scott C. Oostdyk, McGuire Woods
 The Honorable Daniel E. Ortiz, Judge, Fairfax Circuit Court
 Stephen Otero, Senior Vice President & Chief Counsel, Litigation & Employment, Capital One
 Bryan Slaughter, MichieHamlett
 Gail Warren, State Law Librarian, Supreme Court of Virginia
 Ray White, Executive Director, Virginia Law Foundation

Policy Making Bodies

Advisory Committee on Domestic Violence Issues in Virginia's Courts

The Honorable Claude V. Worrell, Chair, Judge, Charlottesville Circuit Court

The Honorable H. Lee Chitwood, Judge, Pulaski Juvenile & Domestic Relations District Court

The Honorable Cressondra B. Conyers, Judge, Gloucester County Juvenile & Domestic Relations District Court

The Honorable Constance H. Frogale, Judge, Alexandria Juvenile & Domestic Relations District Court

The Honorable Tonya Henderson-Stith, Judge, Hampton General District Court

The Honorable Richard E. Moore, Judge, Charlottesville Circuit Court

The Honorable J. Bruce Strickland, Judge, Stafford General District Court

Heather A. Page, Magistrate Advisor, Department of Judicial Services, OES

Amanda Winchester, Chief Magistrate, 4th Judicial District, Region 7

Bonnie Coffey, Clerk of Court, Chesapeake Juvenile & Domestic Relations District Court

Wendy S. Hughes, Clerk of Court, Chesterfield Circuit Court

Linda J. McCollum-Moore, Clerk of Court, Chesterfield General District Clerk of Court

Karl R. Hade, Executive Secretary, Supreme Court of Virginia

Office of the Executive Secretary Committee Staff:

Madelynn Herman, Sr. Domestic Violence Program Analyst, Dept. of Judicial Planning

Cyril W. Miller, Jr., Director, Department of Judicial Planning

Office of the Executive Secretary Staff:

Sandy Karrison, Director, Court Improvement

Caroline Kirkpatrick, Director, Department of Judicial Education

Eileen Smith-Longenecker, Staff Attorney, Department of Legal Research

Kristi Wright, Director, Department of Legislative and Public Relations

State Drug Treatment Court Advisory Committee

The Honorable Donald W. Lemons, Chair, Chief Justice, Supreme Court of Virginia

The Honorable Jack S. Hurley, Vice-Chair, Judge*, Tazewell Circuit Court

Karl Hade, Executive Secretary*, Office of the Executive Secretary

The Honorable Charles S. Sharp, Judge* Stafford Circuit Court

The Honorable Junis P. Fulton, Judge* Norfolk Circuit Court

The Honorable Louise DiMatteo, Judge* Arlington Circuit Court

The Honorable Barry Logsdon, Judge, Newport News J&DR District Court

Maria Jankowski, Deputy Director, Virginia Indigent Defense Commission

The Honorable LaBravia Jenkins, Judge, Fredericksburg Commonwealth's Attorney Commonwealth's Attorneys Association

The Honorable Frederick G. Rockwell, III, Judge, Chesterfield Circuit Court

The Honorable David Carson, Judge, Roanoke City Circuit Court

The Honorable Gary A. Hicks, Judge, Henrico Circuit Court

Fran Ecker, Director, Department of Criminal Justice Services

Andrew Block, JR., Director, Department of Juvenile Justice

Julie Truitt, Behavioral Health Consultant Dept. of Behavioral Health & Developmental Services/Office of Substance Abuse Services

Major Steve Thompson, Asst. Chief, Prince William County Police Department, Virginia Association of Chiefs of Police

The Honorable John Weisenburger, Sheriff, Virginia Sheriff's Association

The Honorable Llezelle Dugger, Clerk Charlottesville Circuit Court Virginia Court Clerks Association

Angela Coleman, Executive Director Commission on Virginia Alcohol Safety Action Program

Cheryl Robinette, Coordinator, Tazewell Adult Drug Court

Gregory Hopkins, Vice-President, Virginia Drug Court Association

Bettina Coghill, Director, Riverside Community Corrections

Anne Kisor, Project Manager, Family Services, Virginia Department of Social Services

Policy Making Bodies

State Drug Treatment Court Advisory Committee (continued)

Natale Ward-Christian, Director, Hampton/Newport News CSB
 Major Harold Heatley, Tazwell County Sheriffs Office
 Susan Morrow, President, Virginia Drug Court Association
 Anna Burton, Substance Abuse Program Manager, HIDTA/ STAND Program

Office of the Executive Secretary Staff:

Paul DeLosh, Director, Judicial Services Department
 Anna T. Powers, State Drug Court Coordinator Judicial Services Department Office of the Executive Secretary

*Executive Committee

District Court Staffing Model Workgroup

Eric Barr, Clerk, Fairfax County District
 Amy Burnham, Clerk, Virginia Beach J&DR District Court
 Heidi Campbell, Clerk, Smyth General District Court
 Ellen Chiasson, Clerk, Hopewell Combined District Court
 Laura Griffin, Clerk, Chesterfield J&DR District Court
 Laura Hatch, Clerk, Fredericksburg General District Court
 Susan Heafner, Supervising Deputy, Virginia Beach General District Court
 Debra Hill, Clerk, Norfolk J&DR District Court
 Rick Kahl, Clerk, Roanoke City General District Court
 Linda Moore, Clerk, Chesterfield General District Court
 Dave O'dell, Clerk, Virginia Beach General District Court
 Terri Rea, Clerk, Rockingham J&DR District Court
 Barbara Shaw, Clerk, Chesapeake General District Court
 Kathy Vance, Clerk, Russell Combined District Court
 Ginger Webb, Clerk, Buena Vista Combined District Court

Office of the Executive Secretary Staff:

Jett Dougherty, Department of Human Resources
 Rhonda Gardener, Department of Judicial Services
 Jody Hess, Department of Judicial Services
 Amanda G. Johnson, Department of Judicial Planning
 Cyril W. Miller, Ph.D., Department of Judicial Planning
 Susan Newman, Department of Judicial Planning
 Maggie Nopova, Department of Judicial Planning
 Chris Wade, Department of Judicial Planning

Supreme Court of Virginia

Review of 2019 Caseload Activity

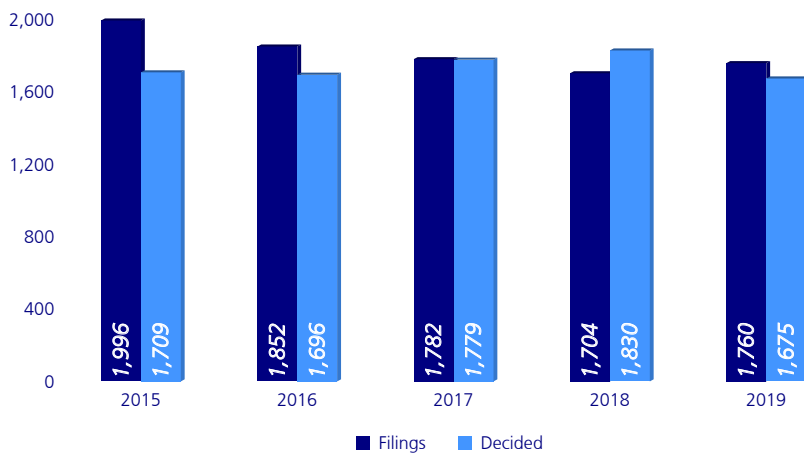
In 2019, the number of filings in the Supreme Court of Virginia totaled 1,760, which was 56 cases more than recorded in 2018. In 2019, criminal cases decreased by 3 petitions or 0.2%. Civil filings increased by 41 or 7.6%. A total of 1,675 of such petitions were decided. The Court qualified 132 corporate attorneys and licensed and qualified 192 foreign attorneys in 2019. In addition, 12 attorneys were appointed to represent indigents.

During the year, 98 petitions for appeal were granted, the majority of which (62 or 59.9%) were civil in nature. Also, among those petitions granted were 27 criminal petitions. The Court refused 1,082 petitions for appeal in 2019, including 693 criminal petitions refused from the Court of Appeals (64.8% of the total refused) and 335 civil petitions (25.2% of the total refused). There were 220 petitions refused for procedural reasons compared to 212 in 2018. The total number of appeals granted and/or refused decreased 10.7% in 2019 to 1,180, a decrease of 142 cases from 2018.

Of the original jurisdiction petitions, the Court awarded 25 in 2019, down from 28 the year before. The Court refused 163 original jurisdiction petitions during the year, 98 or 77.0% of which were matters involving habeas corpus. There were also 62 writs of mandamus refused. The total number of original jurisdiction petitions docketed, awarded, and refused was 275, a decline of 7.1% from 296 in 2018. The total number of cases decided increased in 2019, from 1,675 to 1,830.

There were 59 cases decided by opinion last year while another 66 cases were decided by orders. In 32 or 54.2% of the cases decided by opinion, the judgment of the lower court was affirmed. The number of opinions in which judgments were reversed and remanded in 2019 totaled 13 or 22.0% of the cases decided by opinion.

Figure 9. Supreme Court of Virginia: 2015-2019 Cases Filed and Decided



Statistics in Brief

Table 9. Supreme Court of Virginia: Statistical History 2015-2019

	2015	%Change	2016	%Change	2017	%Change	2018	%Change	2019	%Change	%Change 2015-2019
APPEAL PETITIONS											
Granted											
Appeals of Right	5	-54.5%	10	100.0%	4	-60.0%	6	50.0%	5	-16.7%	0.0%
Civil Granted	79	-11.2%	95	20.3%	80	-15.8%	90	12.5%	62	-31.1%	-21.5%
Criminal Granted	22	-4.3%	30	36.4%	23	-23.3%	28	21.7%	27	-3.6%	22.7%
Habeas Appeals Granted	6	0.0%	4	-33.3%	4	0.0%	2	-50.0%	4	100.0%	-33.3%
Cases Certified from CAV	0	0.0%	2	0.0%	0	0.0%	0	0.0%	0	0.0%	0.0%
Certified Questions of Law Accepted	1	-50.0%	1	0.0%	1	0.0%	1	0.0%	0	-100.0%	-100.0%
Remanded from U.S. Supreme Court	0	0.0%	0	0.0%	0	0.0%	0	0.0%	0	0.0%	0.0%
Total	113	-13.7%	142	25.7%	112	-21.1%	127	13.4%	98	-22.8%	-13.3%
Refused											
Civil	342	0.3%	318	-7.0%	383	20.4%	332	-13.3%	335	0.9%	-2.0%
Criminal	630	-8.8%	746	18.4%	708	-5.1%	795	12.3%	693	-12.8%	10.0%
Habeas Appeals	50	-32.4%	68	36.0%	71	4.4%	67	-5.6%	54	-19.4%	8.0%
Certified Questions of Law Rejected	0	0.0%	0	0.0%	0	0.0%	1	0.0%	0	100.0%	0.0%
Total	1,022	-7.6%	1,132	10.8%	1,162	2.7%	1,195	2.8%	1,082	-9.5%	5.9%
Total Granted/Refused	1,135	-8.2%	1,274	12.2%	1,274	0.0%	1,322	3.8%	1,180	-10.7%	4.0%
Procedural Dismissal	230	9.0%	218	-5.2%	234	7.3%	212	-9.4%	220	3.8%	-4.3%
ORIGINAL JURISDICTION PETITIONS											
Docketed	1	0.0%	1	0.0%	5	0.0%	2	-60.0%	1	-50.0%	200.0%
Awarded											
Writ of Habeas Corpus	11	22.2%	8	-27.3%	8	0.0%	8	0.0%	5	-37.5%	-54.5%
Writ of Mandamus	0	0.0%	0	0.0%	0	0.0%	0	0.0%	0	0.0%	0.0%
Writ of Prohibition	0	0.0%	0	0.0%	0	0.0%	0	0.0%	0	0.0%	0.0%
Writ of Actual Innocence	0	0.0%	0	0.0%	0	0.0%	0	0.0%	0	0.0%	0.0%
Total	11	22.2%	8	-27.3%	8	0.0%	8	0.0%	5	-37.5%	-54.5%
Refused											
Writ of Habeas Corpus	147	-8.7%	113	-23.1%	127	12.4%	135	6.3%	98	-27.4%	-33.3%
Writ of Mandamus	57	26.7%	76	33.3%	43	-43.4%	56	30.2%	62	10.7%	8.8%
Writ of Prohibition	6	20.0%	5	-16.7%	5	0.0%	5	0.0%	3	-40.0%	-50.0%
Writ of Actual Innocence	1	-80.0%	1	0.0%	1	0.0%	0	-100.0%	0	0.0%	-100.0%
Total	211	-2.3%	195	-7.6%	176	-9.7%	196	11.4%	163	-16.8%	-22.7%
Procedural Dismissal/Dismissed as Moot/Dismissed Other	121	-4.0%	87	-28.1%	82	-5.7%	90	9.8%	106	17.8%	-12.4%
Total Docketed, Awarded, and Refused	344	-2.0%	204	-40.7%	271	32.8%	296	9.2%	275	-7.1%	-20.1%
SUMMARY											
Grand Total of Cases Decided	1,709	-5.0%	1,696	-0.8%	1,779	4.9%	1,830	2.9%	1,675	-8.5%	-2.0%
Total Petitions Filed Annually	1,996	4.1%	1,852	-7.2%	1,782	-3.8%	1,704	-4.4%	1,760	3.3%	-11.8%

SCV Case Types Filed

SCV Case Types	2015	%Change	2016	%Change	2017	%Change	2018	%Change	2019	%Change	%Change 2015-2019
Actual Innocence	2	-60.0%	3	50.0%	4	33.3%	0	-100.0%	1	100.0%	-50.0%
Certified Questions of Law	1	0.0%	1	0.0%	1	0.0%	2	100.0%	0	-100.0%	-100.0%
Civil	547	-5.4%	569	4.0%	538	-5.4%	537	-0.2%	496	-7.6%	-9.3%
Commonwealth Appeals	2	-66.7%	9	350.0%	7	-22.2%	2	-71.4%	3	50.0%	50.0%
Criminal	974	20.2%	776	-20.3%	801	3.2%	753	-6.0%	831	10.4%	-14.7%
Death Penalty	0	0.0%	0	0.0%	0	0.0%	0	0.0%	0	0.0%	0.0%
Disciplinary Board	3	0.0%	2	-33.3%	2	300.0%	2	300.0%	4	100.0%	0.0%
Disciplinary Court	1	0.0%	0	-100.0%	0	0.0%	2	200.0%	0	0.0%	-100.0%
Habeas Corpus Appeal	92	-18.6%	114	23.9%	102	-10.5%	78	-23.5%	58	-25.6%	-37.0%
Injunction Appeal	12	33.3%	10	-16.7%	11	10.0%	5	-54.5%	15	200.0%	25.0%
Interlocutory Appeal	0	-100.0%	2	200.0%	4	0.0%	3	0.0%	2	-33.3%	0.0%
Other	25	-7.4%	21	-16.0%	18	-14.3%	33	83.3%	35	6.1%	40.0%
State Corporation Commission	4	-33.3%	9	125.0%	3	-66.7%	1	-66.7%	0	-100.0%	-100.0%
Workers' Compensation	10	25.0%	9	-10.0%	8	-11.1%	8	0.0%	13	62.5%	30.0%
Writ of Habeas Corpus	253	-4.9%	218	-13.8%	217	-0.5%	194	-10.6%	185	-4.6%	-26.9%
Writ of Mandamus	64	-11.1%	105	64.1%	57	-45.7%	82	43.9%	112	36.6%	75.0%
Writ of Prohibition	6	-45.5%	4	-33.3%	9	125.0%	2	-77.8%	5	150.0%	-16.7%
Totals	1,996	4.1%	1,852	-7.2%	1,782	-3.8%	1,704	-4.4%	1,760	3.3%	-11.8%

Figure 10. Supreme Court of Virginia: 2015-2019 Appeals Granted and Refused

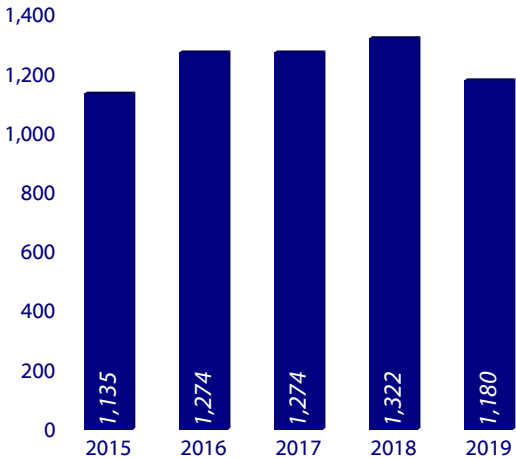
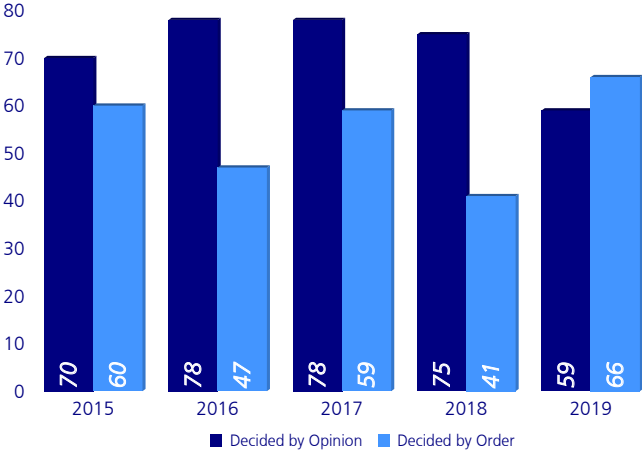


Figure 11. Supreme Court of Virginia: 2015-2019 Appeals/Petitions Decided by Opinions and Orders



Court of Appeals of Virginia

Review of 2019 Caseload Activity

In 2019, the Court of Appeals recorded 2,090 case filings, 70 less than the 2,020 in 2018. This decrease in filings was due to a decrease in Workers' Compensation by 12.8% and a decrease in original of 19 filings.

The majority of filings in 2019 (76.8%) consisted of 1,548 criminal petitions (not including contempt). This was 38 more than the number reported the previous year. The number of petitions involving the Workers' Compensation Commission totaled 95, and there were 253 domestic relations petitions filed during the year. This number of domestic relations appeals was 32 (or 14.5%) more than in 2018.

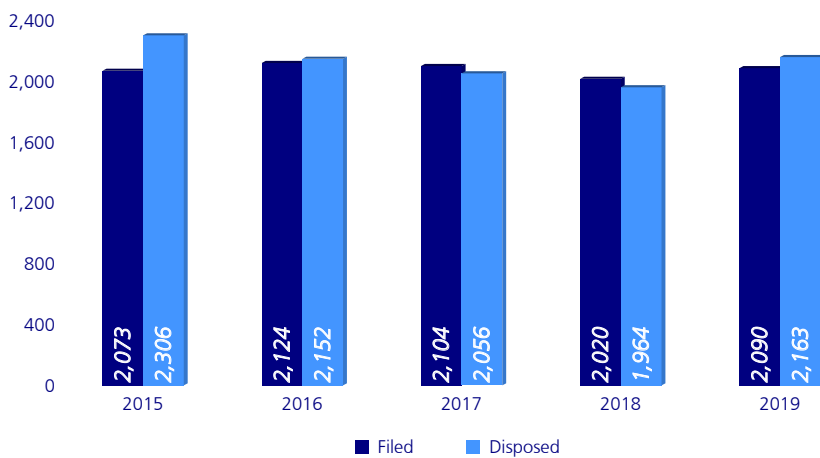
Final dispositions totaled 2,130 in 2019, 53 more than the year before. This increase in dispositions was due to a increase of 25 in non-criminal dispositions and a decrease of 28 in criminal dispositions compared to the increase in criminal dispositions in 2019 of 23. Criminal dispositions totaled 1,662, and non-criminal dispositions stood at 468. Of the total dispositions in 2019, 79.0% were criminal in nature.

In disposing of the appeals coming before it, the Court in 2019 issued 78 published opinions and 223 unpublished opinions. There were 335 appeals disposed of through orders. The number of published opinions represented an increase of 27.9% from what was reported the previous year, while the number of unpublished opinions decreased by 67 or 23.1% from 290 to 223.

During the year, there were 888 cases appealed to the Supreme Court of Virginia from the Court of Appeals, one less than in 2018.

Of the 1,662 criminal petitions disposed, 187 or 12.2% were granted. This compares with 12.4% of criminal petitions granted in 2018. There were 19 pre-trial petitions filed by the Commonwealth and 32 original jurisdiction petitions filed during the year. The original jurisdiction petitions filed consisted of 3 habeas corpus petitions, 3 writs of mandamus or prohibition, and 26 writs of actual innocence. There were 23 original jurisdiction petitions disposed of in 2019.

Figure 13. Court of Appeals: 2015-2019 Cases Filed and Disposed



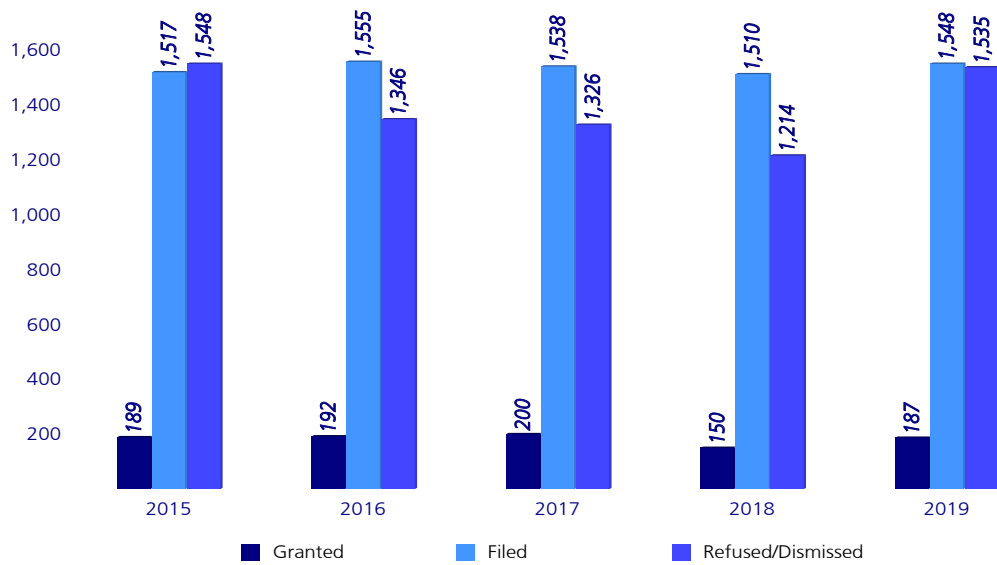
Statistics in Brief

Appeals of right totaled 500 for the year and included, as mentioned above, 95 appeals from the Workers' Compensation Commission and 253 domestic relations appeals. There were also 20 administrative agency appeals, as well as 123 appeals over which the Court did not have jurisdiction and were candidates for transfer to the Supreme Court. In addition, there were appeals filed during the year regarding concealed weapon permit applications or civil contempt.

Table 10. Court of Appeals: Statistical History 2015-2019

Cases Filed	2015	%Change	2016	%Change	2017	%Change	2018	%Change	2019	%Change	%Change 2015-2019
Criminal Petitions*	1,512	-3.3%	1,555	-13.5%	1,538	2.8%	1,510	-1.8%	1,548	2.5%	2.4%
Domestic Relations	236	-3.6%	250	-2.5%	235	5.9%	221	-6.0%	253	14.5%	7.2%
Workers' Compensation Commission	101	-26.0%	90	-30.3%	92	-10.9%	109	18.5%	95	-12.8%	-5.9%
Administrative Agency	17	-30.3%	19	-26.1%	20	11.8%	20	0.0%	20	0.0%	17.6%
Original Jurisdiction	27	-26.2%	36	-12.9%	40	33.3%	25	-37.5%	6	-76.0%	-77.8%
No Jurisdiction **	132	6.0%	135	6.5%	163	2.3%	124	-23.9%	123	-0.8%	-6.8%
Other ***	48	46.2%	39	26.3%	16	-18.8%	11	-31.3%	45	309.1%	-6.3%
Total	2,073	-4.9%	2,124	-11.8%	2,104	2.5%	2,020	-4.0%	2,090	3.5%	0.8%
Final Dispositions											
Non-Criminal	539	1.1%	569	-14.4%	529	5.6%	538	1.7%	468	-13.0%	-13.2%
Criminal	1,767	-7.1%	1,583	7.0%	1,527	-10.4%	1,426	-6.6%	1,662	16.5%	-5.9%
Total	2,306	-5.0%	2,152	1.1%	2,056	-6.7%	1,964	-4.5%	2,130	8.5%	-7.6%
Disposition of Appeals											
Published Opinions	88	-2.6%	66	15.8%	64	-25.0%	61	-4.7%	78	27.9%	-11.4%
Unpublished Opinions	295	9.0%	288	-9.8%	273	-2.4%	290	6.2%	223	-23.1%	-24.4%
Orders	316	2.1%	368	-17.3%	339	16.5%	348	2.7%	335	-3.7%	6.0%
Total	699	4.4%	722	-11.0%	676	3.3%	699	3.4%	636	-9.0%	-9.0%
Cases Appealed to the Supreme Court of Virginia	1,058	-7.8%	851	20.1%	865	-19.6%	929	7.4%	888	-4.4%	-16.1%
Criminal Petitions											
Filed	1,517	-3.0%	1,555	-13.5%	1,538	2.5%	1,510	-1.8%	1,548	2.5%	2.0%
Granted	189	-12.8%	192	20.4%	200	1.6%	150	-25.0%	187	24.7%	-1.1%
Refused/Dismissed/Other	1,548	-8.3%	1,346	6.5%	1,326	-13.0%	1,214	-8.4%	1,535	26.4%	-0.8%
Percent Granted	10.9		12.5		13.0		9.9		12.0		
Pre-Trial Petitions Filed by Commonwealth											
Filed	28	53.8%	15	40.0%	19	-46.4%	17	-10.5%	19	11.8%	-32.1%
Granted	15	33.3%	7	87.5%	6	-53.3%	12	100.0%	11	-8.3%	-26.7%
Refused/Dismissed/Other	9	-58.3%	9	80.0%	10	0.0%	8	-20.0%	4	-50.0%	-55.6%
Original Jurisdiction											
Filed											
Habeas Corpus	3	-33.3%	4	-25.0%	5	33.3%	5	0.0%	3	-40.0%	0.0%
Mandamus/Prohibition	8	11.1%	11	-20.0%	6	37.5%	5	-16.7%	3	-40.0%	-62.5%
Actual Innocence	16	-37.0%	21	-5.9%	29	31.3%	15	-48.3%	26	73.3%	62.5%
Total	27	-26.2%	36	-12.9%	40	33.3%	25	-37.5%	32	28.0%	18.5%
Disposed											
Habeas Corpus	3	0.0%	4	-50.0%	4	33.3%	6	50.0%	3	-50.0%	0.0%
Mandamus/Prohibition	13	-70.0%	9	333.3%	11	-30.8%	3	-72.7%	3	0.0%	-76.9%
Actual Innocence	16	-23.1%	20	-20.0%	27	25.0%	17	-37.0%	17	0.0%	6.3%
Total	32	-31.0%	33	10.3%	42	3.1%	26	-38.1%	23	-11.5%	-28.1%
Appeals of Right											
Filed											
Domestic Relations	236	-3.6%	250	-2.5%	235	5.9%	221	-6.0%	253	14.5%	7.2%
Workers' Compensation Commission	101	-26.0%	90	-30.3%	92	-10.9%	109	18.5%	95	-12.8%	-5.9%
Administrative Agency	17	-30.3%	19	-26.1%	20	11.8%	20	0.0%	20	0.0%	17.6%
No Jurisdiction**	132	6.0%	135	6.5%	163	2.3%	124	-23.9%	123	-0.8%	-6.8%
Other ****	15	0.0%	24	36.4%	16	60.0%	9	-43.8%	9	0.0%	-40.0%
Total	501	-10.4%	518	-8.1%	526	3.4%	483	-8.2%	500	3.5%	-0.2%
Total Cases Filed	2,073	-4.9%	2,124	-11.8%	2,104	2.5%	2,020	2.5%	2,090	3.5%	0.8%
Total Petitions Refused and Cases Disposed	2,306	-5.0%	2,152	1.1%	2,056	-6.7%	1,964	-6.7%	2,163	10.1%	-6.2%

Figure 14. Court of Appeals: 2015-2019 Criminal Petitions



*Does not include contempt.

** These are cases over which the Court of Appeals does not have jurisdiction and which are candidates for transfer to the Supreme Court of Virginia, pursuant to Code § 8.01-677.1. Prior to 1995, these cases were counted under the “Administrative Agency” category.

***Includes concealed weapons applications, appeals by the Commonwealth before the end of trials and contempt.

Statistics in Brief

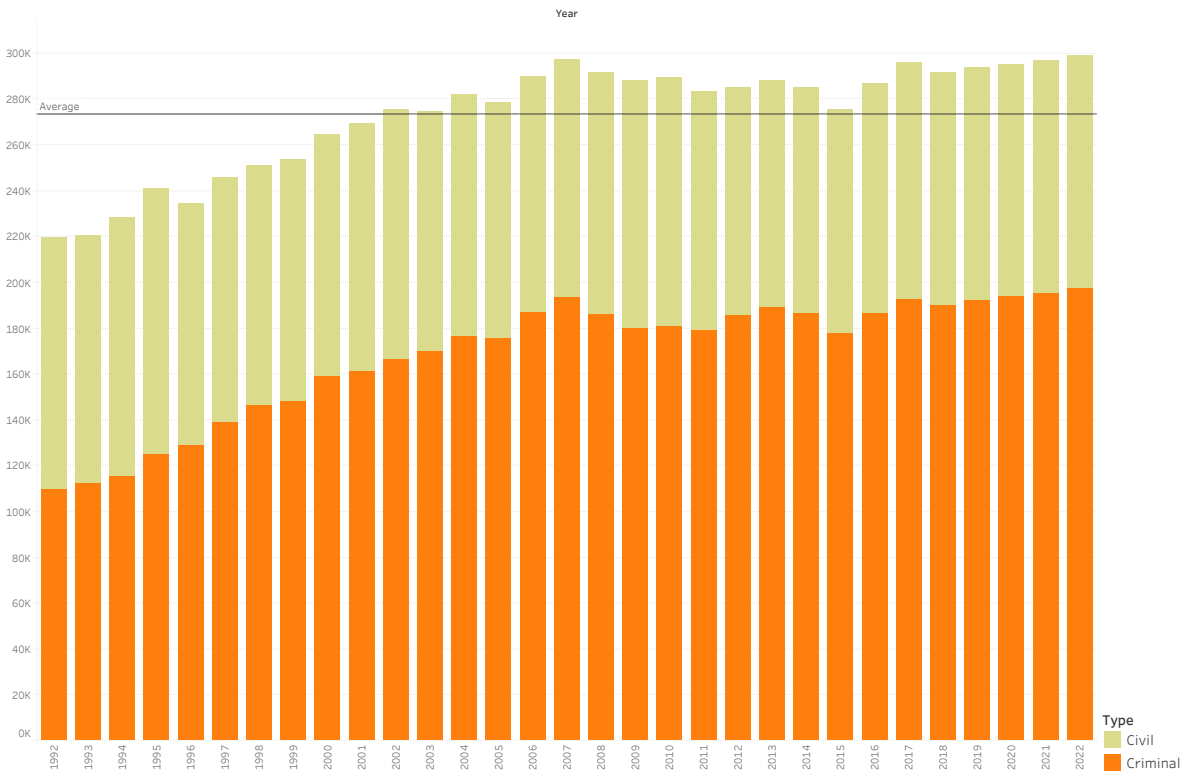
Circuit Courts

Table 11. Circuit Courts: 2010-2019 Historical Summary

Year	Filings	Percent Change	Dispositions	Percent Change
2009	288,407	-1.1%	285,172	-1.4%
2010	289,378	0.3%	279,363	-2.0%
2011	283,648	-2.0%	283,432	1.5%
2012	284,951	0.5%	279,084	-1.5%
2013	288,066	1.1%	278,501	-0.2%
2014	281,355	-2.3%	241,967	-13.1%
2015	418,829	36.5%	362,628	49.9%
2016	433,040	3.3%	405,017	2.5%
2017	428,654	-1.0%	456,347	12.7%
2018	470,884	9.9%	447,648	-1.9%
2019	483,761	2.7%	452,248	1.0%

Note: Starting in 2015, special case activities including concealed weapon permits were calculated with civil filings causing substantial increases to case filings and dispositions..

Figure 16. Circuit Courts: 1992 - 2022 Trends in Civil, Criminal, and Total Filings



Statistics in Brief

Figure 17. Circuit Court: Filings by Circuit, 2019

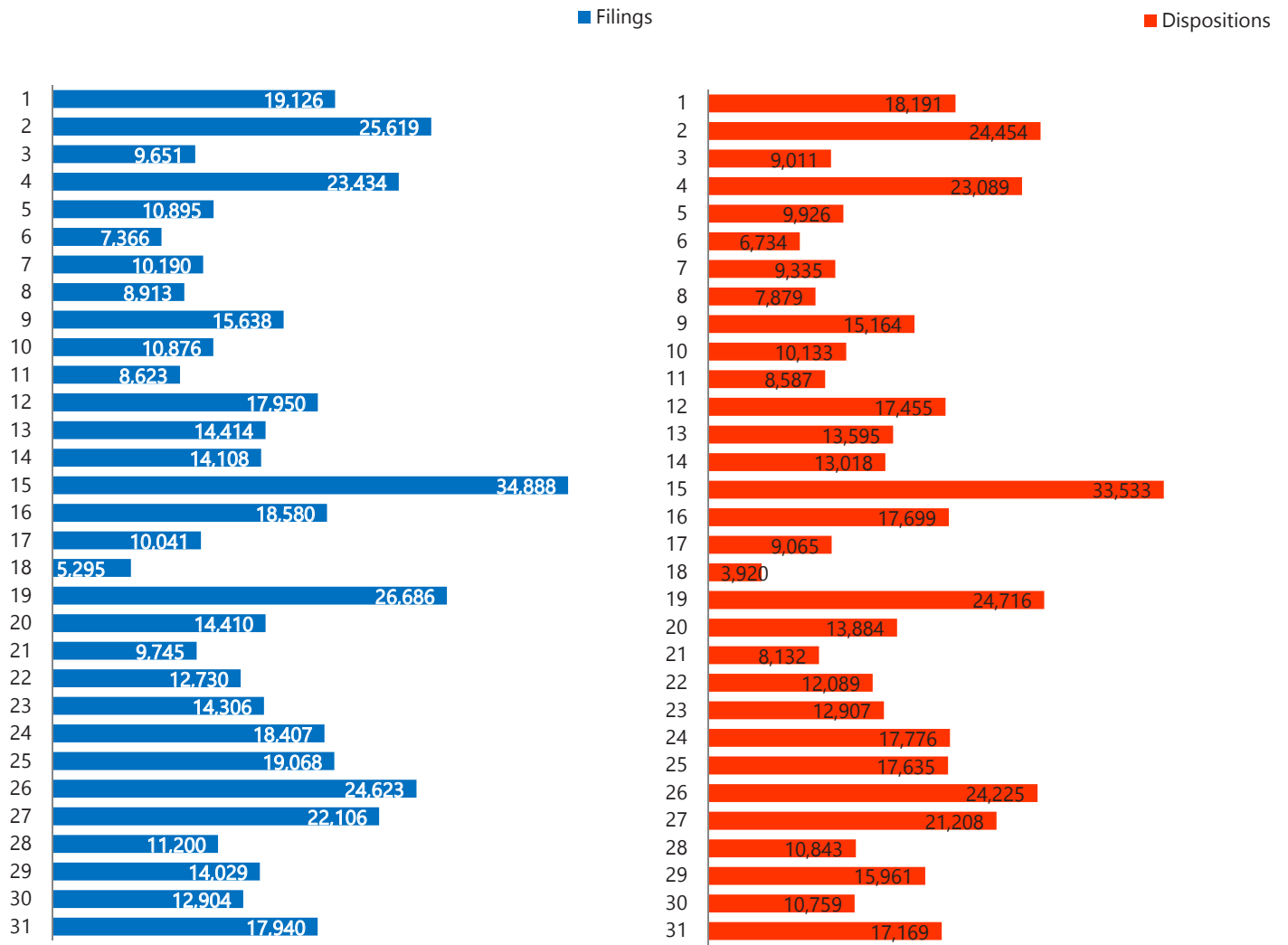
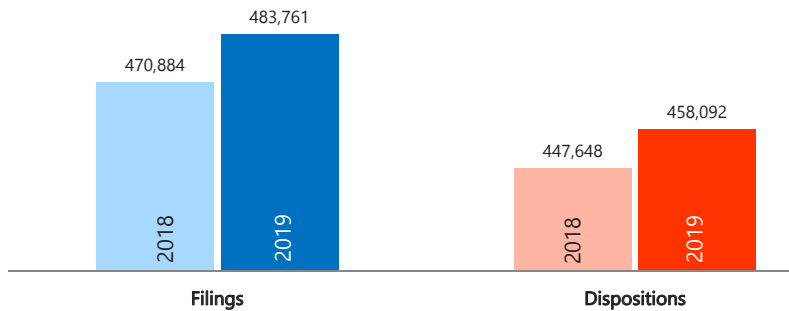


Figure 18. Circuit Court: Filings, 2018-2019



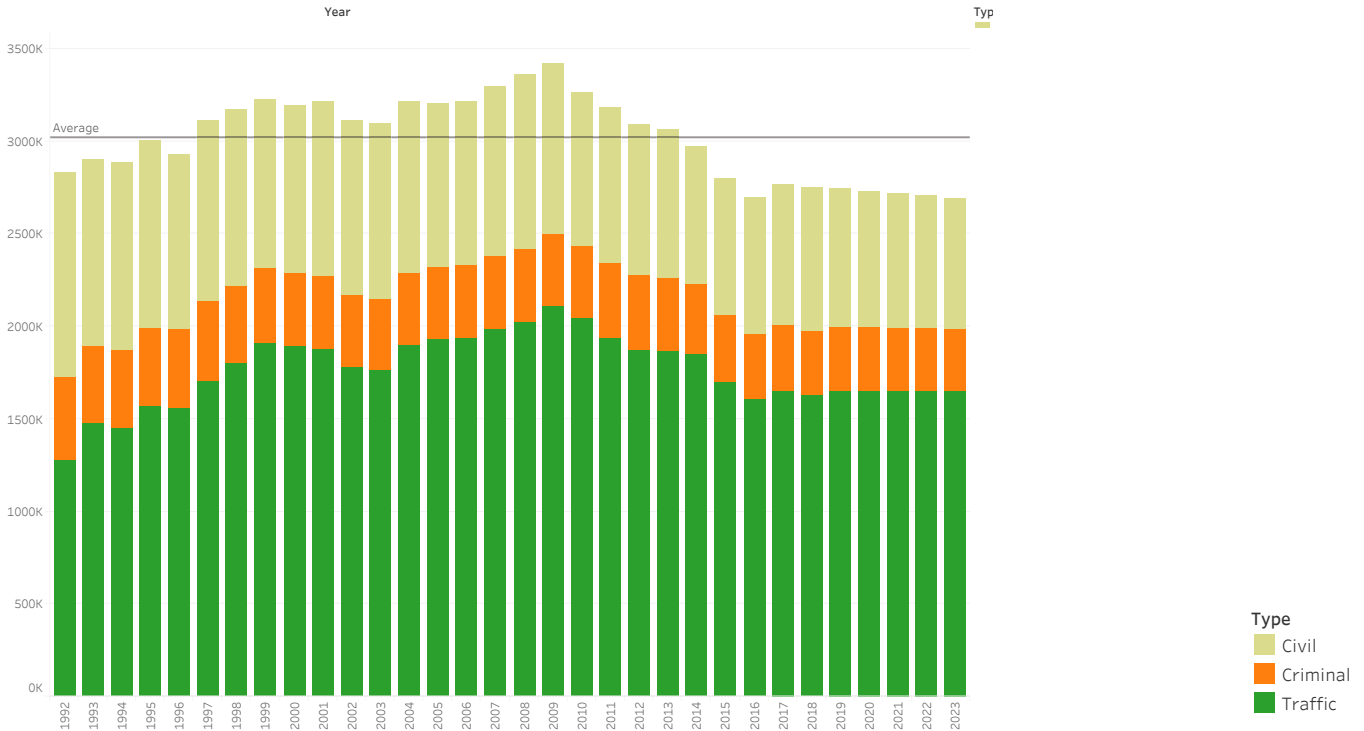
Statistics in Brief

Table 12. General District Courts: 2010-2019 Historical Summary

Year	Filings	Percent Change	Dispositions	Percent Change
2010	3,265,992	-4.5%	3,289,278	-4.3%
2011	3,180,260	-2.6%	3,208,211	-2.5%
2012	3,087,041	-2.9%	3,109,841	-3.1%
2013	3,047,674	-1.3%	3,059,644	-1.6%
2014	3,004,109	-1.4%	3,012,512	-1.5%
2015	2,779,596	-7.5%	2,798,156	-7.1%
2016	2,691,775	-3.2%	2,709,436	-3.2%
2017	2,814,097	4.5%	2,818,155	4.0%
2018	2,786,432	-1.0%	2,811,650	-0.2%
2019	2,831,652	1.6%	2,856,465	1.6%

Year	Criminal Cases		Traffic Cases		Civil Cases	
	Filings	Percent Change	Filings	Percent Change	Filings	Percent Change
2010	385,633	0.0%	2,046,254	-3.2%	834,105	-9.3%
2011	403,052	4.5%	1,935,280	-5.4%	841,928	0.9%
2012	404,575	0.4%	1,871,374	-3.3%	811,092	-3.7%
2013	394,673	-2.4%	1,868,859	-0.1%	784,142	-3.3%
2014	388,006	-1.7%	1,886,749	1.0%	729,354	-7.0%
2015	359,173	-7.4%	1,699,529	-9.9%	720,894	-1.2%
2016	351,180	-2.2%	1,608,093	-5.4%	732,502	1.6%
2017	356,136	1.4%	1,645,626	2.3%	756,215	3.2%
2018	350,657	-1.5%	1,609,888	-2.2%	769,848	1.8%
2019	356,832	1.8%	1,637,015	1.7%	781,637	1.5%

Figure 19. General District Court: 1992 - 2023 Trends In Civil, Criminal, Traffic, and Total Filings



Statistics in Brief

Table 13. General District Courts: 2018-2019 Percent Changes in Filings and Dispositions

District	Filings			Dispositions		
	2018	2019	Percent Change	2018	2019	Percent Change
1	85,405	85,635	0.3%	86,778	85,609	-1.3%
2	134,478	138,170	2.7%	139,173	140,542	1.0%
2A	35,681	42,874	20.2%	38,312	42,582	11.1%
3	35,467	35,972	1.4%	36,749	36,320	-1.2%
4	113,736	118,783	4.4%	111,362	119,264	7.1%
5	55,679	58,121	4.4%	56,502	58,177	3.0%
6	101,291	112,458	11.0%	103,225	113,183	9.6%
7	74,211	77,631	4.6%	72,383	77,396	6.9%
8	57,614	54,642	-5.2%	58,234	56,119	-3.6%
9	76,956	80,172	4.2%	77,828	81,110	4.2%
10	59,708	58,912	-1.3%	59,370	58,669	-1.2%
11	66,651	62,454	-6.3%	66,208	64,119	-3.2%
12	100,117	104,314	4.2%	103,655	106,225	2.5%
13	137,976	134,166	-2.8%	139,271	135,962	-2.4%
14	104,967	114,942	9.5%	108,034	113,727	5.3%
15	164,824	158,616	-3.8%	166,026	160,699	-3.2%
16	90,054	90,207	0.2%	91,172	91,025	-0.2%
17	60,696	64,304	5.9%	61,197	63,791	4.2%
18	34,249	31,279	-8.7%	36,044	32,842	-8.9%
19	315,720	316,647	0.3%	316,032	318,831	0.9%
20	93,500	95,594	2.2%	93,265	95,458	2.4%
21	21,682	24,956	15.1%	21,179	25,472	20.3%
22	46,046	46,642	1.3%	45,446	47,625	4.8%
23	85,858	80,819	-5.9%	86,186	82,759	-4.0%
24	65,697	64,559	-1.7%	67,032	65,379	-2.5%
25	83,242	82,841	-0.5%	83,054	83,541	0.6%
26	113,360	115,527	1.9%	117,220	116,549	-0.6%
27	122,731	123,848	0.9%	126,206	125,061	-0.9%
28	64,425	66,698	3.5%	63,698	66,979	5.2%
29	33,647	36,026	7.1%	31,920	36,502	14.4%
30	26,947	29,540	9.6%	27,519	29,658	7.8%
31	123,817	124,303	0.4%	121,370	125,290	3.2%
State	2,786,432	2,831,652	1.6%	2,811,650	2,856,465	1.6%
Urban	1,476,482	1,481,607	0.3%	1,493,893	1,506,301	0.8%
Rural	1,309,950	1,350,045	3.1%	1,317,757	1,350,164	2.5%

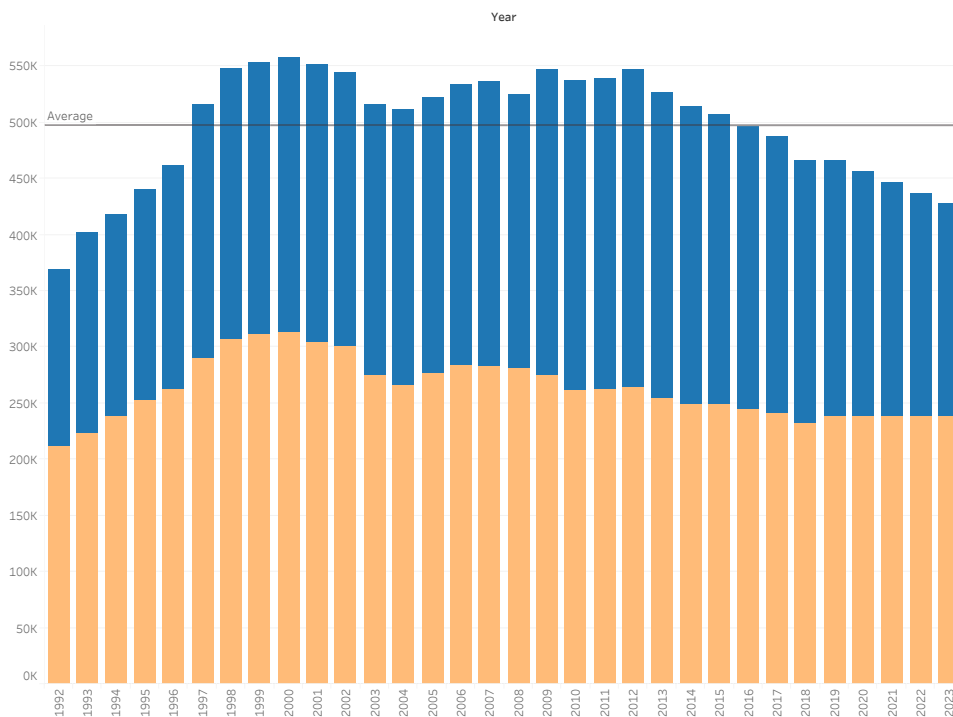
Statistics in Brief

Table 14. Juvenile & Domestic Relations District Courts: 2010-2019 Historical Summary

Year	Filings	Percent Change	Disposition	Percent Change
2010	502,291	-2.1%	509,720	-1.9%
2011	500,924	-0.3%	509,129	-0.1%
2012	504,064	0.6%	511,145	0.4%
2013	483,681	-4.0%	496,946	-2.8%
2014	476,218	-1.5%	487,604	-1.9%
2015	465,278	-2.3%	473,226	-2.9%
2016	505,474	8.6%	497,336	5.1%
2017	497,027	-1.7%	488,633	-1.7%
2018	444,645	-10.5%	465,308	-4.8%
2019	398,399	-10.4%	476,207	2.3%

Year	Juvenile Cases		Adult Cases	
	Filings	Percent Change	Filings	Percent Change
2009	269,727	-4.2%	243,264	-0.1%
2010	256,290	-5.0%	246,001	1.1%
2011	255,974	-0.1%	244,950	-0.4%
2012	256,966	0.4%	247,098	0.9%
2013	248,082	-3.5%	235,599	-4.7%
2014	246,078	-0.8%	230,140	-2.3%
2015	246,351	0.1%	221,927	-3.6%
2016	245,209	-0.5%	260,265	17.3%
2017	253,994	3.6%	243,033	-6.6%
2018	215,230	-15.3%	229,415	-5.6%
2019	196,143	-8.9%	202,256	-11.8%

Figure 20. Juvenile & Domestic Relations District Courts: 1992 - 2023 Trends In Adult, Juvenile, and Total Filings



Type
■ Adult
■ Juvenile

Statistics in Brief

Table 15. Juvenile & Domestic Relations District Courts: 2018-2019 Percent Changes in Filings and Dispositions

District	Filings			Dispositions		
	2018	2019	Percent Change	2018	2019	Percent Change
1	12,937	12,917	-0.2%	14,684	15,476	5.4%
2	26,781	23,709	-11.5%	28,639	28,755	0.4%
2A	2,156	1,902	-11.8%	2,261	2,253	-0.4%
3	8,923	8,408	-5.8%	9,417	10,510	11.6%
4	17,713	15,669	-11.5%	19,468	19,427	-0.2%
5	8,751	8,869	1.3%	8,965	10,331	15.2%
6	7,300	6,042	-17.2%	7,593	7,657	0.8%
7	12,872	12,180	-5.4%	13,945	13,903	-0.3%
8	10,519	10,216	-2.9%	11,151	11,967	7.3%
9	12,635	11,915	-5.7%	13,589	14,066	3.5%
10	9,235	8,431	-8.7%	9,843	9,954	1.1%
11	9,352	7,941	-15.1%	9,536	9,381	-1.6%
12	20,028	17,644	-11.9%	20,485	21,041	2.7%
13	15,584	14,066	-9.7%	16,293	17,592	8.0%
14	16,337	14,401	-11.9%	17,525	18,017	2.8%
15	34,652	29,424	-15.1%	35,757	34,910	-2.4%
16	19,423	16,673	-14.2%	19,823	19,416	-2.1%
17	4,069	3,280	-19.4%	4,311	3,979	-7.7%
18	5,103	4,135	-19.0%	5,267	4,901	-6.9%
19	28,316	25,459	-10.1%	29,865	30,351	1.6%
20	9,691	8,639	-10.9%	10,527	10,363	-1.6%
21	6,957	6,254	-10.1%	7,345	7,385	0.5%
22	12,012	10,378	-13.6%	12,730	12,212	-4.1%
23	16,134	14,703	-8.9%	15,913	17,584	10.5%
24	18,964	16,806	-11.4%	19,178	19,865	3.6%
25	15,440	14,963	-3.1%	16,210	17,605	8.6%
26	23,794	21,050	-11.5%	24,363	24,996	2.6%
27	17,211	15,969	-7.2%	17,456	18,540	6.2%
28	8,178	7,126	-12.9%	8,217	8,674	5.6%
29	8,691	7,860	-9.6%	8,960	9,197	2.6%
30	6,878	6,238	-9.3%	7,269	7,358	1.2%
31	18,009	15,132	-16.0%	18,723	18,541	-1.0%
State	444,645	398,399	-10.4%	465,308	476,207	2.3%
Urban	213,325	191,919	-10.0%	225,686	232,044	2.8%
Rural	231,320	206,480	-10.7%	239,622	244,163	1.9%

Statistics in Brief

Table 16. Magistrates System: Statistics, 2019

	2019
Bail Processes	
Commitment (DC-352)	206,496
Recognizance (DC-330)	186,423
Release (DC-353)	128,245
Arrest Processes	
Felony (DC-312)	116,643
Misdemeanor (local) (DC-315)	19,200
Misdemeanor (state) (DC-314)	174,741
Summons (DC-319)	57,441
Extradition (DC-374)	2,982
Capias (DC-361 or DC361X)	973
Dangerous dog (DC-396)	657
Protective Orders	
Emergency protective order (DC-382)	19,194
Emergency protective order – family abuse (DC-626)	39,665
Mental and Medical Health Processes	
Temporary detention order (DC894A)	23,327
Temporary detention order (juvenile) (DC-895)	2,816
Emergency custody order (DC-492)	9,398
Medical – Temporary detention order (DC-490)	509
Medical – Emergency custody order (DC-488)	26
Search Warrants	
Search warrant (DC-339)	24,285
Search warrant (tracking) (DC-341)	175
Search warrant (real time location data) (DC-309)	1,081

Appendix: Trial Court Statistics

Circuit Court Data by Locality

Circuit	Court	Filings				Population		
		Civil	Criminal	Misc.	Total	2010	2019	Percent Change
1	Chesapeake	7,570	7,748	3,808	19,126	222,209	245,745	10.6%
2	Accomack	763	980	229	1,972	33,164	32,561	-1.8%
	Northampton	269	683	91	1,043	12,389	11,810	-4.7%
	Virginia Beach	9,849	7,972	4,783	22,604	437,994	452,643	3.3%
	Total	10,881	9,635	5,103	25,619	483,547	497,014	2.8%
3	Portsmouth	4,825	3,138	1,688	9,651	95,535	94,581	-1.0%
4	Norfolk	6,341	7,023	10,070	23,434	242,803	245,054	0.9%
5	Isle of Wight	1,148	558	305	2,011	35,270	37,649	6.7%
	Southampton/Franklin City	710	1,084	355	2,149	27,152	26,116	-3.8%
	Suffolk	2,412	3,290	1,033	6,735	84,585	93,825	10.9%
	Total	4,270	4,932	1,693	10,895	147,007	157,590	7.2%
6	Brunswick	449	736	117	1,302	17,434	16,292	-6.6%
	Greensville/Emporia	352	673	202	1,227	18,170	16,997	-6.5%
	Hopewell	556	874	168	1,598	22,591	22,718	0.6%
	Prince George	1,083	956	147	2,186	35,725	37,350	4.5%
	Surry	230	69	33	332	7,058	6,561	-7.0%
	Sussex	233	415	73	721	12,087	11,449	-5.3%
Total	2,903	3,723	740	7,366	113,065	111,367	-1.5%	
7	Newport News	3,989	4,813	1,388	10,190	180,719	181,000	0.2%
8	Hampton	3,150	4,375	1,388	8,913	137,436	135,753	-1.2%
9	Charles City	171	97	110	378	7,256	7,016	-3.3%
	Gloucester	1,181	896	502	2,579	36,858	37,090	0.6%
	King & Queen	208	169	42	419	6,945	6,902	-0.6%
	King William	559	230	97	886	15,935	17,133	7.5%
	Mathews	280	135	76	491	8,978	8,645	-3.7%
	Middlesex	362	251	86	699	10,959	10,712	-2.3%
	New Kent	893	484	478	1,855	18,429	23,066	25.2%
	Williamsburg/James City	1,949	1,444	954	4,347	81,077	91,290	12.6%
	York/Poquoson	2,020	1,323	641	3,984	77,614	81,802	5.4%
Total	7,623	5,029	2,986	15,638	264,051	283,656	7.4%	
10	Appomattox	589	531	110	1,230	14,973	15,818	5.6%
	Buckingham	409	471	79	959	17,146	17,075	-0.4%
	Charlotte	323	340	102	765	12,586	11,928	-5.2%
	Cumberland	323	176	71	570	10,052	9,855	-2.0%
	Halifax	958	1,175	218	2,351	36,241	34,329	-5.3%
	Lunenburg	331	284	122	737	12,914	12,246	-5.2%
	Mecklenburg	1,138	1,457	190	2,785	32,727	30,917	-5.5%
	Prince Edward	454	786	239	1,479	23,368	22,959	-1.8%
	Total	4,525	5,220	1,131	10,876	160,007	155,127	-3.0%
11	Amelia	547	324	108	979	12,690	13,053	2.9%
	Dinwiddie	966	707	164	1,837	28,001	28,667	2.4%
	Nottoway	491	515	126	1,132	15,853	15,413	-2.8%
	Petersburg	744	1,861	378	2,983	32,420	31,430	-3.1%
	Powhatan	1,184	305	203	1,692	28,046	29,867	6.5%
Total	3,932	3,712	979	8,623	117,010	118,430	1.2%	
12	Chesterfield	7,507	6,217	2,260	15,984	316,236	350,760	10.9%
	Colonial Heights	390	1,224	352	1,966	17,411	17,194	-1.2%
	Total	7,897	7,441	2,612	17,950	333,647	367,954	10.3%
13	Richmond City	4,054	4,823	5,537	14,414	204,214	226,841	11.1%

Appendix: Trial Court Statistics

Circuit	Court	Filings				Population			
		Civil	Criminal	Misc.	Total	2010	2019	Percent Change	
14	Henrico	5,469	5,551	3,088	14,108	306,935	328,999	7.2%	
15	Caroline	767	679	301	1,747	28,545	30,318	6.2%	
	Essex	287	306	65	658	11,151	10,765	-3.5%	
	Fredericksburg	873	2,278	820	3,971	24,286	28,532	17.5%	
	Hanover	3,551	3,642	979	8,172	99,863	107,928	8.1%	
	King George	755	967	152	1,874	23,584	26,016	10.3%	
	Lancaster	317	146	100	563	11,391	10,829	-4.9%	
	Northumberland	369	187	65	621	12,330	11,981	-2.8%	
	Richmond County	215	176	67	458	9,254	9,192	-0.7%	
	Spotsylvania	3,658	2,890	846	7,394	122,397	135,715	10.9%	
	Stafford	3,654	3,854	956	8,464	128,961	151,689	17.6%	
	Westmoreland	434	444	88	966	17,454	17,895	2.5%	
	Total	14,880	15,569	4,439	34,888	489,216	540,860	10.6%	
16	Albemarle	1,797	1,388	1,319	4,504	98,970	109,722	10.9%	
	Charlottesville	458	875	265	1,598	43,475	49,181	13.1%	
	Culpeper	1,362	951	288	2,601	46,689	51,998	11.4%	
	Fluvanna	805	455	271	1,531	25,691	27,038	5.2%	
	Goochland	708	240	121	1,069	21,717	23,472	8.1%	
	Greene	717	584	184	1,485	18,403	20,097	9.2%	
	Louisa	1,218	932	460	2,610	33,153	36,620	10.5%	
	Madison	509	261	251	1,021	13,308	13,251	-0.4%	
	Orange	1,066	845	250	2,161	33,481	35,921	7.3%	
		Total	8,640	6,531	3,409	18,580	334,887	367,300	9.7%
	17	Arlington/Falls Church	3,233	3,266	3,542	10,041	219,959	256,483	16.6%
18	Alexandria	3,535	1,103	657	5,295	139,966	159,152	13.7%	
19	Fairfax County/City	17,544	4,536	4,606	26,686	1,104,264	1,167,471	5.7%	
20	Fauquier	1,787	817	826	3,430	65,203	70,580	8.2%	
	Loudoun	5,471	2,539	2,476	10,486	312,311	413,546	32.4%	
	Rappahannock	220	110	164	494	7,373	7,285	-1.2%	
	Total	7,478	3,466	3,466	14,410	384,887	491,411	27.7%	
21	Henry	1,714	2,330	893	4,937	54,151	51,019	-5.8%	
	Martinsville	262	1,550	427	2,239	13,821	12,793	-7.4%	
	Patrick	640	1,628	301	2,569	18,490	17,752	-4.0%	
	Total	2,616	5,508	1,621	9,745	86,462	81,564	-5.7%	
22	Danville	939	3,103	263	4,305	43,055	39,932	-7.3%	
	Franklin County	1,806	1,912	578	4,296	56,159	55,782	-0.7%	
	Pittsylvania	2,104	1,185	840	4,129	63,506	61,002	-3.9%	
	Total	4,849	6,200	1,681	12,730	162,720	156,716	-3.7%	
23	Roanoke City	2,590	2,414	1,696	6,700	97,032	99,348	2.4%	
	Roanoke County	2,685	2,357	810	5,852	92,376	93,805	1.5%	
	Salem	658	953	143	1,754	24,802	25,363	2.3%	
	Total	5,933	5,724	2,649	14,306	214,210	218,516	2.0%	
24	Amherst	1,003	1,187	632	2,822	32,353	31,766	-1.8%	
	Bedford County/City	3,005	1,372	378	4,755	74,898	78,581	4.9%	
	Campbell	1,870	1,251	422	3,543	54,842	55,480	1.2%	
	Lynchburg	1,850	2,715	1,239	5,804	75,568	80,783	6.9%	
	Nelson	461	923	99	1,483	15,020	14,794	-1.5%	
	Total	8,189	7,448	2,770	18,407	252,681	261,404	3.5%	
25	Alleghany/Covington	664	1,116	147	1,927	22,211	20,646	-7.0%	
	Augusta	2,684	1,876	790	5,350	73,750	75,831	2.8%	
	Bath	161	134	27	322	4,731	4,318	-8.7%	
	Botetourt	1,212	1,118	348	2,678	33,148	33,494	1.0%	
	Buena Vista	171	412	36	619	6,650	6,454	-2.9%	
	Craig	247	136	42	425	5,190	5,108	-1.6%	
	Highland	103	44	21	168	2,321	2,246	-3.2%	
	Lexington/Rockbridge	933	1,648	227	2,808	29,349	29,932	2.0%	
	Staunton	696	1,497	581	2,774	23,746	24,971	5.2%	
	Waynesboro	623	852	522	1,997	21,006	22,183	5.6%	
	Total	7,494	8,833	2,741	19,068	222,102	225,183	1.4%	

Appendix: Trial Court Statistics

Circuit	Court	Filings				Population		
		Civil	Criminal	Misc.	Total	2010	2019	Percent Change
26	Clarke	384	344	147	875	14,034	14,360	2.3%
	Frederick	2,191	1,982	442	4,615	78,305	88,830	13.4%
	Page	728	1,305	148	2,181	24,042	23,857	-0.8%
	Rockingham/Harrisonburg	2,987	3,007	1,759	7,753	125,228	136,205	8.8%
	Shenandoah	1,311	1,540	776	3,627	41,993	42,987	2.4%
	Warren	1,337	1,108	974	3,419	37,575	39,936	6.3%
	Winchester	506	1,243	404	2,153	26,203	28,180	7.5%
	Total	9,444	10,529	4,650	24,623	347,380	374,355	7.8%
27	Bland	321	82	44	447	6,824	6,364	-6.7%
	Carroll/Galax	1,354	1,828	633	3,815	37,084	35,682	-3.8%
	Floyd	558	439	110	1,107	15,279	15,561	1.8%
	Giles	676	815	110	1,601	17,286	16,757	-3.1%
	Grayson	685	697	220	1,602	15,533	15,445	-0.6%
	Montgomery	2,035	2,654	1,178	5,867	94,392	100,073	6.0%
	Pulaski	1,204	2,037	364	3,605	34,872	34,097	-2.2%
	Radford	277	563	96	936	16,408	18,044	10.0%
	Wythe	1,174	1,516	436	3,126	29,235	28,480	-2.6%
	Total	8,284	10,631	3,191	22,106	266,913	270,503	1.3%
28	Bristol	458	1,612	954	3,024	17,835	17,018	-4.6%
	Smyth	1,276	1,706	698	3,680	32,208	30,075	-6.6%
	Washington	2,234	1,806	456	4,496	54,876	53,417	-2.7%
	Total	3,968	5,124	2,108	11,200	104,919	100,510	-4.2%
29	Buchanan	1,039	1,538	152	2,729	24,098	21,295	-11.6%
	Dickenson	649	628	225	1,502	15,903	14,299	-10.1%
	Russell	1,429	1,556	368	3,353	28,897	26,830	-7.2%
	Tazewell	2,008	4,032	405	6,445	45,078	41,332	-8.3%
	Total	5,125	7,754	1,150	14,029	113,976	103,756	-9.0%
30	Lee	922	1,482	194	2,598	25,587	23,810	-6.9%
	Scott	994	3,133	214	4,341	23,177	21,892	-5.5%
	Wise/Norton	1,590	4,053	322	5,965	45,410	41,631	-8.3%
	Total	3,506	8,668	730	12,904	94,174	87,333	-7.3%
31	Prince William/Manassas/ Manassas Park	8,373	5,605	3,962	17,940	454,096	523,891	15.4%
State	200,520	193,658	89,583	483,761	8,001,024	8,535,519	6.7%	

Appendix: Trial Court Statistics

General District Data by Locality

Judicial District	Court	Filings					Dispositions				
		Criminal	Traffic	Civil	Misc.	Total	Criminal	Traffic	Civil	Misc.	Total
1	Chesapeake	8,748	35,661	40,378	848	85,635	8,392	36,107	40,254	856	85,609
2	Virginia Beach	16,764	58,365	59,705	3,336	138,170	17,066	60,139	59,995	3,342	140,542
2A	Accomack	1,882	10,051	4,652	28	16,613	1,875	10,099	4,615	28	16,617
	Northampton	977	24,168	1,093	23	26,261	905	23,989	1,048	23	25,965
	Total	2,859	34,219	5,745	51	42,874	2,780	34,088	5,663	51	42,582
3	Portsmouth	5,012	13,590	16,862	508	35,972	5,132	14,048	16,639	501	36,320
4	Norfolk	14,646	43,151	60,504	482	118,783	14,522	43,594	60,663	485	119,264
5	Franklin City	477	1,511	1,683	50	3,721	465	1,590	1,680	50	3,785
	Isle of Wight	1,164	8,812	2,359	59	12,394	1,199	8,779	2,355	57	12,390
	Southampton	475	14,531	1,172	70	16,248	442	14,612	1,159	70	16,283
	Suffolk	3,170	11,471	10,343	774	25,758	2,919	11,726	10,300	774	25,719
	Total	5,286	36,325	15,557	953	58,121	5,025	36,707	15,494	951	58,177
6	Brunswick	679	25,686	856	48	27,269	665	25,699	841	48	27,253
	Emporia	674	14,533	1,733	37	16,977	731	14,226	1,705	37	16,699
	Greensville	602	17,269	1,016	48	18,935	505	17,704	989	48	19,246
	Hopewell	1,957	10,134	3,782	854	16,727	2,087	10,205	3,782	854	16,928
	Prince George	1,262	9,489	2,787	103	13,641	1,341	9,903	2,719	103	14,066
	Surry	177	1,113	281	10	1,581	198	1,132	273	10	1,613
	Sussex	369	16,307	633	19	17,328	369	16,375	615	19	17,378
	Total	5,720	94,531	11,088	1,119	112,458	5,896	95,244	10,924	1,119	113,183
7	Newport News										
	Newport News-Civil	504		35,344	538	36,386	479		35,125	538	36,142
	Newport News-Criminal	10,607		80		11,789	10,161		69		11,365
	Newport News-Traffic	1,829	1,102	600		29,456	1,779	1,135	573		29,889
	Total	12,940	28,129	36,024	538	77,631	12,419	28,672	35,767	538	77,396
8	Hampton	6,466	22,517	23,630	2,029	54,642	6,931	23,478	23,681	2,029	56,119
9	Charles City	257	616	286	3	1,162	284	653	281	3	1,221
	Gloucester	1,590	8,991	2,453	175	13,209	1,556	9,110	2,447	176	13,289
	King & Queen	859	4,488	308	9	5,664	837	4,507	310	9	5,663
	King William	500	1,527	1,371	17	3,415	484	1,515	1,381	17	3,397
	Mathews	197	1,230	278	13	1,718	227	1,261	278	13	1,779
	Middlesex	421	1,207	382	27	2,037	435	1,212	373	27	2,047
	New Kent	1,207	7,339	2,088	10	10,644	1,249	7,381	2,108	10	10,748
	Williamsburg/James City	3,353	10,359	4,755	3,035	21,502	3,344	10,725	4,751	3,046	21,866
	York/Poquoson	3,033	13,332	4,358	98	20,821	3,076	13,592	4,336	96	21,100
	Total	11,417	49,089	16,279	3,387	80,172	11,492	49,956	16,265	3,397	81,110
10	Appomattox	675	2,448	1,234	39	4,396	689	2,527	1,251	39	4,506
	Buckingham	700	2,901	738	39	4,378	676	2,893	726	39	4,334
	Charlotte	550	4,062	666	37	5,315	467	4,077	657	36	5,237
	Cumberland	366	3,360	508	20	4,254	355	3,351	490	20	4,216
	Halifax	2,081	5,786	2,845	127	10,839	2,087	5,859	2,792	127	10,865
	Lunenburg	384	1,861	496	32	2,773	341	1,819	497	32	2,689
	Mecklenburg	1,651	12,519	2,591	83	16,844	1,606	12,447	2,623	83	16,759
	Prince Edward	1,200	6,872	1,956	85	10,113	1,218	6,826	1,934	85	10,063
	Total	7,607	39,809	11,034	462	58,912	7,439	39,799	10,970	461	58,669
11	Amelia	441	2,002	543	24	3,010	453	2,074	523	24	3,074
	Dinwiddie	989	12,844	2,011	1,758	17,602	1,179	13,157	2,007	1,760	18,103
	Nottoway	849	3,264	1,214	681	6,008	845	3,540	1,237	681	6,303
	Petersburg	3,754	13,295	11,263	1,990	30,302	3,949	14,043	11,229	1,990	31,211
	Powhatan	830	3,678	994	30	5,532	769	3,628	1,001	30	5,428
	Total	6,863	35,083	16,025	4,483	62,454	7,195	36,442	15,997	4,485	64,119
12	Chesterfield	11,749	44,436	35,955	439	92,579	11,907	44,909	36,259	440	93,515
	Colonial Heights	2,684	5,654	3,324	73	11,735	3,163	6,219	3,255	73	12,710
	Total	14,433	50,090	39,279	512	104,314	15,070	51,128	39,514	513	106,225
13	Richmond City										
	Richmond-Civil			65,074	3,840	68,914			65,528	3,842	69,370
	Richmond-John Marshall	8,221	33,361	998		42,580	8,405	34,249	1,000		43,654
	Richmond-Marsh	7,118	14,787	767		22,672	7,630	14,501	807		22,938
Total	15,339	48,148	66,839	3,840	134,166	16,035	48,750	67,335	3,842	135,962	

Appendix: Trial Court Statistics

Judicial District	Court	Filings					Dispositions				
		Criminal	Traffic	Civil	Misc.	Total	Criminal	Traffic	Civil	Misc.	Total
27	Bland	294	7,177	220	18	7,709	264	7,228	218	18	7,728
	Carroll	1,759	22,611	1,106	153	25,629	1,843	22,795	1,102	150	25,890
	Floyd	232	1,361	414	53	2,060	258	1,299	400	53	2,010
	Galax	930	2,413	633	438	4,414	954	2,485	638	437	4,514
	Giles	732	7,230	1,148	73	9,183	678	7,249	1,155	74	9,156
	Grayson	400	1,007	508	85	2,000	503	1,103	495	85	2,186
	Montgomery	3,102	15,997	5,698	963	25,760	3,034	16,246	5,680	963	25,923
	Pulaski	2,956	13,369	2,408	355	19,088	2,965	13,488	2,400	356	19,209
	Radford	1,506	2,319	1,131	114	5,070	1,632	2,319	1,147	114	5,212
	Wythe	2,258	18,394	1,993	290	22,935	2,247	18,701	1,995	290	23,233
	Total	14,169	91,878	15,259	2,542	123,848	14,378	92,913	15,230	2,540	125,061
28	Bristol	2,008	7,093	1,987	465	11,553	1,769	7,331	1,966	465	11,531
	Smyth	2,128	18,836	2,936	1,772	25,672	2,237	19,068	2,911	1,772	25,988
	Washington	2,840	22,113	4,113	407	29,473	2,849	21,985	4,235	391	29,460
	Total	6,976	48,042	9,036	2,644	66,698	6,855	48,384	9,112	2,628	66,979
29	Buchanan	1,268	3,303	3,145	47	7,763	1,381	3,403	3,328	47	8,159
	Dickenson	884	2,386	1,122	201	4,593	904	2,393	1,105	201	4,603
	Russell	1,729	5,151	1,942	582	9,404	1,566	5,097	1,979	582	9,224
	Tazewell	3,224	7,969	2,958	115	14,266	3,330	8,080	2,991	115	14,516
	Total	7,105	18,809	9,167	945	36,026	7,181	18,973	9,403	945	36,502
30	Lee	1,127	2,834	1,085	100	5,146	1,322	2,883	1,096	100	5,401
	Scott	2,860	5,383	1,127	51	9,421	2,718	5,365	1,159	51	9,293
	Wise/Norton	3,579	8,194	3,006	194	14,973	3,477	8,342	2,951	194	14,964
	Total	7,566	16,411	5,218	345	29,540	7,517	16,590	5,206	345	29,658
31	Prince William/Manassas/ Manassas Park	17,979	73,864	31,083	1,377	124,303	18,358	74,373	31,185	1,374	125,290
State	356,832	1,637,015	781,637	56,168	2,831,652	360,469	1,655,948	783,858	56,190	2,857,634	

Appendix: Trial Court Statistics

J&DR District Data by Locality

Judicial District	Court	Filings			Dispositions			Population		
		Juvenile	Adult	Total	Juvenile	Adult	Total	2010	2019	Percent Change
1	Chesapeake	5,922	6,995	12,917	8,430	7,046	15,476	222,209	245,745	10.6%
2	Virginia Beach	11,911	11,798	23,709	14,451	14,304	28,755	437,994	452,643	3.3%
2A	Accomack	720	634	1,354	774	850	1,624	33,164	32,561	-1.8%
	Northampton	244	304	548	346	283	629	12,389	11,810	-4.7%
	Total	964	938	1,902	1,120	1,133	2,253	45,553	44,371	-2.6%
3	Portsmouth	3,081	5,327	8,408	6,721	3,789	10,510	95,535	94,581	-1.0%
4	Norfolk	6,535	9,134	15,669	11,481	7,946	19,427	242,803	245,054	0.9%
5	Franklin City	237	441	678	483	299	782	8,582	8,261	-3.7%
	Isle of Wight	731	917	1,648	1,093	834	1,927	35,270	37,649	6.7%
	Southampton	440	457	897	532	470	1,002	18,570	17,855	-3.9%
	Suffolk	2,664	2,982	5,646	3,407	3,213	6,620	84,585	93,825	10.9%
	Total	4,072	4,797	8,869	5,515	4,816	10,331	147,007	157,590	7.2%
6	Brunswick	310	258	568	368	401	769	17,434	16,292	-6.6%
	Emporia	247	287	534	389	353	742	5,927	5,589	-5.7%
	Greensville	302	245	547	299	374	673	12,243	11,408	-6.8%
	Hopewell	1,112	996	2,108	1,315	1,371	2,686	22,591	22,718	0.6%
	Prince George	897	736	1,633	898	1,039	1,937	35,725	37,350	4.5%
	Surry	99	121	220	153	114	267	7,058	6,561	-7.0%
	Sussex	239	193	432	263	320	583	12,087	11,449	-5.3%
	Total	3,206	2,836	6,042	3,685	3,972	7,657	113,065	111,367	-1.5%
7	Newport News	5,149	7,031	12,180	8,173	5,730	13,903	180,719	181,000	0.2%
	Newport News-Civil									
	Newport News-Criminal									
	Newport News-Traffic									
Total	5,149	7,031	12,180	5,932	8,013	13,903	180,966	181,000	0.0%	
8	Hampton	5,227	4,989	10,216	5,964	6,003	11,967	137,467	135,753	-1.2%
9	Charles City	92	94	186	111	125	236	7,256	7,016	-3.3%
	Gloucester	843	1,076	1,919	1,348	1,149	2,497	36,858	37,090	0.6%
	King & Queen	165	139	304	181	157	338	6,945	6,902	-0.6%
	King William	346	369	715	406	382	788	15,935	17,133	7.5%
	Mathews	204	196	400	272	258	530	8,978	8,645	-3.7%
	Middlesex	336	328	664	344	374	718	10,959	10,712	-2.3%
	New Kent	517	396	913	466	568	1,034	18,429	23,066	25.2%
	Williamsburg/James City	1,825	1,952	3,777	2,266	2,208	4,474	81,077	91,290	12.6%
	York/Poquoson	1,767	1,270	3,037	1,471	1,980	3,451	77,614	81,802	5.4%
Total	6,095	5,820	11,915	6,865	7,201	14,066	264,051	283,656	7.4%	
10	Appomattox	473	493	966	571	589	1,160	14,973	15,818	5.6%
	Buckingham	522	453	975	535	614	1,149	17,146	17,075	-0.4%
	Charlotte	274	300	574	352	345	697	12,586	11,928	-5.2%
	Cumberland	257	248	505	252	284	536	10,052	9,855	-2.0%
	Halifax	700	1,137	1,837	1,413	849	2,262	36,241	34,329	-5.3%
	Lunenburg	331	343	674	419	376	795	12,914	12,246	-5.2%
	Mecklenburg	968	1,012	1,980	1,210	1,116	2,326	32,727	30,917	-5.5%
	Prince Edward	440	480	920	532	497	1,029	23,368	22,959	-1.8%
	Total	3,965	4,466	8,431	5,284	4,670	9,954	160,007	155,127	-3.0%
11	Amelia	349	328	677	389	360	749	12,690	13,053	2.9%
	Dinwiddie	853	920	1,773	1,071	1,055	2,126	28,001	28,667	2.4%
	Nottoway	488	542	1,030	599	587	1,186	15,853	15,413	-2.8%
	Petersburg	1,334	1,942	3,276	2,385	1,642	4,027	32,420	31,430	-3.1%
	Powhatan	612	573	1,185	648	645	1,293	28,046	29,867	6.5%
Total	3,636	4,305	7,941	5,092	4,289	9,381	117,010	118,430	1.2%	
12	Chesterfield	8,403	7,827	16,230	9,345	9,961	19,306	316,236	350,760	10.9%
	Colonial Heights	715	699	1,414	866	869	1,735	17,411	17,194	-1.2%
	Total	9,118	8,526	17,644	10,211	10,830	21,041	333,647	367,954	10.3%

Appendix: Trial Court Statistics

Judicial District	Court	Filings			Dispositions			Population		
		Juvenile	Adult	Total	Juvenile	Adult	Total	2010	2019	Percent Change
13	Richmond City	6,300	7,766	14,066	9,755	7,837	17,592	204,214	226,841	11.1%
	Richmond-Civil									
	Richmond-John Marshall									
	Richmond-Marsh									
	Total	6,300	7,766	14,066	9,755	7,837	17,592	204,214	226,841	11.1%
14	Henrico	7,053	7,348	14,401	9,463	8,554	18,017	306,935	328,999	7.2%
15	Caroline	1,003	1,093	2,096	1,315	1,209	2,524	28,545	30,318	6.2%
	Essex	296	364	660	459	366	825	11,151	10,765	-3.5%
	Frederickburg	1,359	1,096	2,455	1,412	1,580	2,992	24,286	28,532	17.5%
	Hanover	2,210	2,260	4,470	2,621	2,635	5,256	99,863	107,928	8.1%
	King George	764	673	1,437	825	948	1,773	23,584	26,016	10.3%
	Lancaster	221	390	611	460	287	747	11,391	10,829	-4.9%
	Northumberland	232	282	514	296	284	580	12,330	11,981	-2.8%
	Richmond County	152	160	312	206	177	383	9,254	9,192	-0.7%
	Spotsylvania	3,508	3,778	7,286	4,285	4,004	8,289	122,397	135,715	10.9%
	Stafford	4,041	4,085	8,126	4,878	5,035	9,913	128,961	151,689	17.6%
	Westmoreland	778	679	1,457	796	832	1,628	17,454	17,895	2.5%
		Total	14,564	14,860	29,424	17,553	17,357	34,910	489,216	540,860
16	Albemarle	1,709	1,648	3,357	1,814	1,950	3,764	98,970	109,722	10.9%
	Charlottesville	953	1,102	2,055	1,271	1,070	2,341	43,475	49,181	13.1%
	Culpeper	1,680	1,907	3,587	2,290	1,942	4,232	46,689	51,998	11.4%
	Fluvanna	529	445	974	555	580	1,135	25,691	27,038	5.2%
	Goochland	398	285	683	317	487	804	21,717	23,472	8.1%
	Greene	506	470	976	538	585	1,123	18,403	20,097	9.2%
	Louisa	1,146	1,137	2,283	1,382	1,358	2,740	33,153	36,620	10.5%
	Madison	444	293	737	342	549	891	13,308	13,251	-0.4%
	Orange	869	1,152	2,021	1,388	998	2,386	33,481	35,921	7.3%
		Total	8,234	8,439	16,673	9,897	9,519	19,416	334,887	367,300
17	Arlington	1,742	1,387	3,129	1,663	2,141	3,804	207,627	242,152	16.6%
	Falls Church	108	43	151	48	127	175	12,332	14,331	16.2%
	Total	1,850	1,430	3,280	1,711	2,268	3,979	219,959	256,483	16.6%
18	Alexandria	2,008	2,127	4,135	2,591	2,310	4,901	139,966	159,152	13.7%
19	Fairfax County	13,677	11,782	25,459	14,318	16,033	30,351	22,565	23,943	6.1%
	Fairfax City							1,081,726	1,143,528	5.7%
	Total	13,677	11,782	25,459	14,318	16,033	30,351	1,104,291	1,167,471	5.7%
20	Fauquier	1,236	1,055	2,291	1,199	1,495	2,694	65,203	70,580	8.2%
	Loudoun	2,709	3,251	5,960	3,901	3,342	7,243	312,311	413,546	32.4%
	Rappahannock	241	147	388	151	275	426	7,373	7,285	-1.2%
	Total	4,186	4,453	8,639	5,251	5,112	10,363	384,887	491,411	27.7%
21	Henry	1,708	2,166	3,874	2,619	2,062	4,681	54,151	51,019	-5.8%
	Martinsville	591	761	1,352	882	616	1,498	13,821	12,793	-7.4%
	Patrick	491	537	1,028	614	592	1,206	18,490	17,752	-4.0%
	Total	2,790	3,464	6,254	4,115	3,270	7,385	86,462	81,564	-5.7%
22	Danville	1,139	2,151	3,290	2,638	1,274	3,912	43,055	39,932	-7.3%
	Franklin County	1,917	1,633	3,550	1,979	2,386	4,365	56,159	55,782	-0.7%
	Pittsylvania	1,935	1,603	3,538	1,826	2,109	3,935	63,506	61,002	-3.9%
	Total	4,991	5,387	10,378	6,443	5,769	12,212	162,720	156,716	-3.7%
23	Roanoke City	3,653	4,983	8,636	6,074	4,168	10,242	97,032	99,348	2.4%
	Roanoke County	2,269	2,180	4,449	2,657	2,745	5,402	92,376	93,805	1.5%
	Salem	844	774	1,618	920	1,020	1,940	24,802	25,363	2.3%
	Total	6,766	7,937	14,703	9,651	7,933	17,584	214,210	218,516	2.0%
24	Amherst	1,105	997	2,102	1,128	1,364	2,492	32,353	31,766	-1.8%
	Bedford County/City	2,811	2,053	4,864	2,394	3,442	5,836	74,898	78,581	4.9%
	Campbell	1,332	1,589	2,921	1,840	1,580	3,420	54,842	55,480	1.2%
	Lynchburg	3,044	2,997	6,041	3,531	3,525	7,056	75,568	80,783	6.9%
	Nelson	338	540	878	634	427	1,061	15,020	14,794	-1.5%
	Total	8,630	8,176	16,806	9,527	10,338	19,865	252,681	261,404	3.5%

Appendix: Trial Court Statistics

Judicial District	Court	Filings			Dispositions			Population		
		Juvenile	Adult	Total	Juvenile	Adult	Total	2010	2019	Percent Change
25	Alleghany/Covington	717	822	1,539	965	906	1,871	22,211	20,646	-7.0%
	Augusta	2,635	2,070	4,705	2,379	2,872	5,251	73,750	75,831	2.8%
	Bath	90	89	179	99	112	211	4,731	4,318	-8.7%
	Botetourt	675	658	1,333	720	824	1,544	33,148	33,494	1.0%
	Buena Vista	295	203	498	234	357	591	6,650	6,454	-2.9%
	Craig	197	123	320	138	226	364	5,190	5,108	-1.6%
	Highland	48	29	77	34	65	99	2,321	2,246	-3.2%
	Lexington/Rockbridge	897	858	1,755	986	1,052	2,038	29,349	29,932	2.0%
	Staunton	1,198	1,215	2,413	1,480	1,676	3,156	23,746	24,971	5.2%
Waynesboro	1,027	1,117	2,144	1,327	1,153	2,480	21,006	22,183	5.6%	
Total	7,779	7,184	14,963	8,362	9,243	17,605	222,102	225,183	1.4%	
26	Clarke	303	166	469	224	379	603	14,034	14,360	2.3%
	Frederick	2,178	1,643	3,821	1,908	2,545	4,453	78,305	88,830	13.4%
	Page	898	870	1,768	1,099	1,156	2,255	24,042	23,857	-0.8%
	Rockingham/Harrisonburg	3,430	3,082	6,512	3,624	4,088	7,712	125,228	136,205	8.8%
	Shenandoah	1,768	1,491	3,259	1,737	1,907	3,644	41,993	42,987	2.4%
	Warren	1,298	1,635	2,933	1,996	1,484	3,480	37,575	39,936	6.3%
	Winchester	1,209	1,079	2,288	1,368	1,481	2,849	26,203	28,180	7.5%
	Total	11,084	9,966	21,050	11,956	13,040	24,996	347,380	374,355	7.8%
27	Bland	125	106	231	125	139	264	6,824	6,364	-6.7%
	Carroll	1,224	896	2,120	1,092	1,523	2,615	30,042	29,137	-3.0%
	Floyd	465	274	739	312	468	780	15,279	15,561	1.8%
	Galax	533	291	824	353	601	954	7,042	6,545	-7.1%
	Giles	925	647	1,572	767	1,159	1,926	17,286	16,757	-3.1%
	Grayson	454	407	861	472	473	945	15,533	15,445	-0.6%
	Montgomery	1,671	1,735	3,406	2,026	1,827	3,853	94,392	100,073	6.0%
	Pulaski	1,361	1,631	2,992	1,840	1,593	3,433	34,872	34,097	-2.2%
	Radford	517	401	918	534	652	1,186	16,408	18,044	10.0%
	Wythe	1,213	1,093	2,306	1,253	1,331	2,584	29,235	28,480	-2.6%
Total	8,488	7,481	15,969	8,774	9,766	18,540	266,913	270,503	1.3%	
28	Bristol	985	698	1,683	856	1,162	2,018	17,835	17,018	-4.6%
	Smyth	1,399	1,033	2,432	1,247	1,808	3,055	32,208	30,075	-6.6%
	Washington	1,729	1,282	3,011	1,570	2,031	3,601	54,876	53,417	-2.7%
	Total	4,113	3,013	7,126	3,673	5,001	8,674	104,919	100,510	-4.2%
29	Buchanan	855	674	1,529	857	983	1,840	24,098	21,295	-11.6%
	Dickenson	716	630	1,346	741	815	1,556	15,903	14,299	-10.1%
	Russell	1,038	1,043	2,081	1,142	1,201	2,343	28,897	26,830	-7.2%
	Tazewell	1,400	1,504	2,904	1,875	1,583	3,458	45,078	41,332	-8.3%
	Total	4,009	3,851	7,860	4,615	4,582	9,197	113,976	103,756	-9.0%
30	Lee	863	862	1,725	1,026	959	1,985	25,587	23,810	-6.9%
	Scott	691	610	1,301	777	778	1,555	23,177	21,892	-5.5%
	Wise/Norton	1,675	1,537	3,212	1,857	1,961	3,818	45,410	41,631	-8.3%
	Total	3,229	3,009	6,238	3,660	3,698	7,358	94,174	87,333	-7.3%
31	Prince William/Manassas/ Manassas Park	7,511	7,621	15,132	9,476	9,065	18,541	454,096	523,891	15.4%
	State	196,143	202,256	398,399	241,542	234,707	476,207	8,001,302	8,535,519	

Appendix: Fiscal Reports

Utilization of Substitute and Retired Recalled Judges January 1, 2019 to December 31, 2019

Dist	General District			J&DR			Combined			District Totals				
	RR Days	Sub Days	Total \$	RR Days	Sub Days	Total \$	RR Days	Sub Days	Total \$	Total Days	Total \$	Util FTE	Cur FTE	Days/Judge
01	95.0	34.5	30,650	30.0	72.0	21,900	0.0	0.0	0	231.5	52,550	.926	8	28.94
02	51.0	126.0	37,950	203.0	89.0	68,550	0.0	0.0	0	469.0	106,500	1.876	13	36.08
03	30.0	57.0	18,900	32.0	39.0	15,800	0.0	0.0	0	158.0	34,700	.632	6	26.33
04	215.0	95.5	72,850	150.0	75.5	51,600	0.0	0.0	0	536.0	124,450	2.144	11	48.73
05	49.0	14.0	15,050	14.0	12.5	6,000	35.0	9.5	10,150	134.0	31,200	.536	5	26.80
06	0.0	0.0	0	0.0	0.0	0	66.0	96.5	35,800	162.5	35,800	.65	8	20.31
07	183.0	21.0	49,950	135.0	97.5	53,250	0.0	0.0	0	436.5	103,200	1.746	8	54.56
08	85.0	16.5	24,550	41.0	86.5	27,550	0.0	0.0	0	229.0	52,100	.916	6	38.17
09	59.0	56.5	25,800	151.0	25.5	42,725	3.0	3.0	1,350	298.0	69,875	1.192	7	42.57
10	29.0	24.0	12,050	22.0	14.0	8,300	31.0	14.0	10,550	134.0	30,900	.536	6	22.33
11	11.0	9.5	4,650	5.0	12.0	3,650	82.0	39.5	28,400	159.0	36,700	.636	6	26.50
12	103.0	52.5	36,250	42.0	78.5	26,075	0.0	0.0	0	276.0	62,325	1.104	11	25.09
13	140.0	42.5	43,500	101.0	30.0	31,250	0.0	0.0	0	313.5	74,750	1.254	11	28.50
14	88.0	14.0	24,800	119.0	70.0	43,500	0.0	0.0	0	291.0	68,300	1.164	10	29.10
15	267.0	70.0	80,750	128.0	137.5	59,300	31.0	20.5	11,850	654.0	151,900	2.616	17	38.47
16	107.0	21.5	31,050	69.0	5.5	18,150	34.0	1.0	8,700	238.0	57,900	.952	10	23.80
17	65.0	35.0	23,250	17.0	16.0	7,450	0.0	0.0	0	133.0	30,700	.532	5	26.60
18	69.0	27.5	22,750	52.0	87.0	30,400	0.0	0.0	0	235.5	53,150	.942	4	58.88
19	225.0	39.5	64,150	63.0	219.0	59,550	0.0	0.0	0	546.5	123,700	2.186	19	28.76
20	216.0	43.5	62,450	28.0	90.5	25,100	6.0	4.0	2,300	388.0	89,850	1.552	7	55.43
21	21.0	53.5	15,950	56.0	1.5	14,300	0.0	0.0	0	132.0	30,250	.528	4	33.00
22	18.0	24.0	9,300	67.0	15.0	19,750	0.0	0.0	0	124.0	29,050	.496	6	20.67
23	107.0	35.0	33,500	40.0	20.0	13,750	17.0	7.0	5,650	226.0	52,900	.904	9	25.11
24	92.0	7.0	24,400	45.0	33.0	17,850	0.0	0.0	0	177.0	42,250	.708	9	19.67
25	32.0	53.0	18,600	13.0	44.0	12,050	87.0	33.0	28,350	262.0	59,000	1.048	9	29.11
26	67.0	26.0	21,950	93.0	73.0	37,850	0.0	0.0	0	259.0	59,800	1.036	12	21.58
27	69.0	32.5	23,750	56.0	59.0	25,800	19.0	32.5	11,250	268.0	60,800	1.072	10	26.80
28	28.0	25.0	12,000	17.0	19.5	8,150	0.0	0.0	0	89.5	20,150	.358	6	14.92
29	1.0	7.0	1,650	7.0	8.5	3,450	1.0	50.5	10,350	75.0	15,450	.3	5	15.00
30	3.0	29.5	6,650	1.0	21.0	4,450	6.0	10.0	3,500	70.5	14,600	.282	5	14.10
31	134.0	50.0	43,250	45.0	169.0	45,050	0.0	0.0	0	398.0	88,300	1.592	10	39.80
32	15.0	8.5	5,450	16.0	6.0	5,200	0.0	0.0	0	45.5	10,650	.182	3	15.17
Total	2,674.0	1,151.5	\$897,800.00	1858.0	1,727.0	\$807,750	418.0	321.0	\$168,200	8,149.5	\$1,873,750	32.598	266	30.03

Appendix: Fiscal Reports

Utilization of Retired Recalled Circuit Judges January 1, 2019 to December 31, 2019

District	RR Days	Total \$	FTE	Util FTE
01	188	\$47,000	5	0.75
02	69	\$17,250	8	0.28
03	83	\$20,750	4	0.33
04	90	\$22,500	8	0.36
05	148	\$37,000	4	0.59
06	42	\$10,500	3	0.17
07	45	\$11,250	5	0.18
08	244	\$61,000	3	0.98
09	208	\$52,000	4	0.83
10	158	\$39,500	4	0.63
11	38	\$9,500	3	0.15
12	26	\$6,500	6	0.10
13	255	\$63,750	7	1.02
14	10	\$2,500	5	0.04
15	312	\$78,000	11	1.25
16	320	\$80,000	6	1.28
17	68	\$17,000	4	0.27
18	51	\$12,750	3	0.20
19	68	\$17,000	15	0.27
20	406	\$101,500	5	1.62
21	11	\$2,750	3	0.04
22	23	\$5,750	4	0.09
23	27	\$6,625	5	0.11
24	87	\$21,625	6	0.35
25	146	\$36,250	6	0.58
26	156	\$39,000	8	0.62
27	55	\$13,500	6	0.22
28	62	\$15,500	4	0.25
29	7	\$1,750	5	0.03
30	17	\$4,250	4	0.07
31	271	\$67,750	6	1.08
32	46	\$11,500	0	0.18
Total:	3737.0	\$933,500	170	

* The Number of Days is a count of how many days worked.

Appendix: Fiscal Reports

Circuit Courts Commonwealth Expenditures Summary 1 July 2018 - 30 June 2019

Circuit	Employee Compensation	Wages/ Sub-Judges	Fringe Benefits	Travel	Supplies	Criminal Fund	Misc.	Total Expenditures
01	805,123	82,750	466,500	9,143	18,988	1,352,185	14,077	2,748,766
02	1,536,515	48,000	850,003	6,204	16,722	1,540,201	28,325	4,025,970
03	684,480	23,250	377,711	3,130	12,162	835,131	9,664	1,945,529
04	1,368,960	29,750	754,599	3,645	0	2,143,811	26,918	4,327,683
05	513,360	51,750	285,407	13,061	15,910	725,675	10,236	1,615,399
06	342,240	21,500	173,818	9,350	4,554	1,010,071	8,375	1,569,908
07	855,600	46,250	463,964	4,790	10,490	1,336,880	15,559	2,733,533
08	502,989	80,000	262,573	6,328	12,392	1,466,907	6,232	2,337,420
09	684,480	120,000	374,208	14,470	23,841	2,016,723	15,910	3,249,631
10	630,411	36,500	343,345	26,149	9,042	1,344,497	10,907	2,400,850
11	513,761	10,750	278,418	13,210	11,794	1,214,284	13,462	2,055,678
12	1,047,851	23,056	585,564	6,025	23,563	2,391,571	16,530	4,094,159
13	1,197,840	68,000	670,574	6,765	14,682	2,300,871	18,319	4,277,051
14	855,600	9,750	472,319	2,695	4,384	2,599,145	8,577	3,952,469
15	1,882,320	94,000	1,015,341	23,613	37,842	4,695,413	34,868	7,783,396
16	845,229	120,250	497,967	32,598	18,420	2,580,390	9,242	4,104,096
17	513,360	23,500	296,106	874	2,071	818,343	4,449	1,658,701
18	513,360	16,000	270,853	647	60	624,652	8,792	1,434,365
19	2,530,556	21,500	1,277,746	4,539	0	2,741,197	63,743	6,639,280
20	684,480	107,750	386,228	10,858	2,200	992,997	20,046	2,204,559
21	494,563	3,000	282,537	2,301	11,324	966,770	9,328	1,769,822
22	684,480	7,750	391,648	5,547	13,190	1,875,995	18,502	2,997,112
23	855,600	8,125	487,210	2,629	21,994	1,706,287	10,384	3,092,229
24	855,600	16,875	501,300	2,647	26,630	2,916,934	11,092	4,331,078
25	812,820	34,250	426,121	22,646	9,567	1,783,468	12,721	3,101,594
26	1,082,583	41,500	601,052	20,281	26,857	3,091,283	28,942	4,892,497
27	1,026,720	14,500	575,801	30,760	21,055	3,150,255	14,015	4,833,105
28	513,360	16,750	289,317	22,170	14,873	1,527,279	5,756	2,389,504
29	845,229	4,750	495,911	7,552	13,822	2,658,064	12,012	4,037,341
30	684,480	1,500	390,835	16,317	14,942	2,321,913	10,735	3,440,722
31	855,600	88,000	458,479	7,555	10,820	2,780,760	17,858	4,219,072
32	0	10,500	803	4,980	2,593	543,352	0	562,228
	27,219,549	1,281,806	15,004,254	343,478	426,782	60,053,304	495,575	104,824,748

Appendix: Fiscal Reports

**Circuit and District Courts
Criminal Fund and Involuntary Mental Commitment Expenditures
1 July 2018 - 30 June 2019**

Circuit/ District	Circuit Court Criminal Fund	District Court Criminal Fund	Total Criminal Fund	District Court Involuntary Commitments
01	1,352,185	1,438,954	2,791,139	75,010
02	1,540,201	2,374,002	3,914,204	419,780
03	835,131	854,635	1,689,766	75,625
04	2,143,811	2,528,496	4,672,308	160,608
05	725,675	676,683	1,402,359	48,519
06	1,010,071	1,297,987	2,308,058	171,759
07	1,336,880	1,214,555	2,551,435	110,450
08	1,466,907	816,565	2,283,472	233,751
09	2,016,723	2,560,121	4,576,844	752,208
10	1,344,497	1,321,382	2,665,879	159
11	1,214,284	1,133,220	2,347,504	739,186
12	2,391,571	3,886,627	6,278,197	0
13	2,300,871	2,448,021	4,748,892	636,274
14	2,599,145	4,057,006	6,656,151	131,085
15	4,695,413	4,003,888	8,699,300	294,089
16	2,580,390	2,999,693	5,580,083	102,021
17	818,343	1,001,980	1,820,323	104,565
18	624,652	970,130	1,594,782	98,019
19	2,741,197	4,222,240	6,963,437	625,972
20	992,997	1,227,358	2,220,354	85,260
21	966,770	499,349	1,466,118	60,040
22	1,875,995	1,480,219	3,356,214	244,277
23	1,706,287	2,388,362	4,094,649	545,357
24	2,916,934	2,580,917	5,497,851	164,759
25	1,783,468	1,613,390	3,396,858	646,799
26	3,091,283	3,413,930	6,505,213	119,859
27	3,150,255	2,987,990	6,138,245	215,046
28	1,527,279	1,452,369	2,979,648	462,411
29	2,658,064	1,719,847	4,377,911	160,960
30	2,321,913	1,834,504	4,156,417	2,486
31	2,780,760	3,240,719	6,021,480	156,745
32	543,352	591,254	1,134,606	0
Total:	60,053,304	64,836,395	124,889,698	7,643,081

Appendix: Fiscal Reports

District Courts and Magistrates Commonwealth Expenditures Summary 1 July 2018 - 30 June 2019

Circuit	Employee Compensation	Wages/ Sub-Judges	Fringe Benefits	Travel	Supplies	Postage	Criminal Fund	Involuntary Commitment	Misc.	Total Expenditures
01	3,077,064	103,632	1,583,792	6,743	71,695	24,340	1,438,954	75,010	134,447	6,515,678
02	6,163,464	130,160	3,448,086	17,874	113,752	53,143	2,374,002	419,780	211,517	12,931,778
03	2,393,003	57,006	1,248,385	5,081	41,259	16,000	854,635	75,625	69,629	4,760,623
04	5,060,363	157,250	2,708,098	12,675	72,430	80,426	2,528,496	160,608	158,317	10,938,663
05	1,967,682	65,625	1,046,377	14,146	36,933	25,320	676,683	48,519	67,618	3,948,905
06	2,994,283	63,598	1,641,564	44,802	46,237	57,500	1,297,987	171,759	69,614	6,387,344
07	2,912,017	130,850	1,421,207	17,897	82,965	47,723	1,214,555	110,450	78,552	6,016,215
08	2,439,725	82,336	1,224,762	14,367	60,318	34,934	816,565	233,751	84,443	4,991,200
09	3,123,902	149,408	1,755,559	43,755	69,140	36,913	2,560,121	752,208	90,306	8,581,312
10	2,844,528	103,807	1,673,271	49,168	47,506	26,057	1,321,382	159	65,467	6,131,346
11	2,227,156	63,792	1,291,295	30,472	48,496	28,954	1,133,220	739,186	57,782	5,620,353
12	4,450,009	144,516	2,478,906	14,252	72,462	54,850	3,886,627	0	139,250	11,240,872
13	5,211,364	86,490	2,830,067	8,452	99,204	37,506	2,448,021	636,274	134,958	11,492,337
14	4,053,613	105,623	2,205,513	8,425	76,897	41,063	4,057,006	131,085	108,051	10,787,276
15	7,132,714	222,981	3,874,461	85,403	148,826	87,301	4,003,888	294,089	239,238	16,088,901
16	4,138,887	93,636	2,351,853	45,091	70,485	30,035	2,999,693	102,021	104,300	9,936,001
17	2,517,673	45,750	1,293,885	1,433	21,936	2,938	1,001,980	104,565	67,300	5,057,459
18	1,895,425	28,700	948,180	631	19,592	13,000	970,130	98,019	85,090	4,058,768
19	8,591,741	158,173	4,285,925	3,226	164,176	82,905	4,222,240	625,972	319,369	18,453,727
20	3,048,781	124,439	1,591,111	10,550	42,314	22,000	1,227,358	85,260	122,827	6,274,642
21	1,520,662	50,207	861,633	16,699	26,132	6,300	499,349	60,040	46,702	3,087,723
22	2,584,389	80,512	1,414,178	30,249	50,679	26,620	1,480,219	244,277	49,175	5,960,298
23	4,061,083	64,865	2,291,461	5,486	91,166	37,550	2,388,362	545,357	166,867	9,652,197
24	3,755,363	120,976	2,183,627	24,554	85,750	37,969	2,580,917	164,759	138,513	9,092,429
25	3,478,032	126,774	1,991,767	39,293	76,158	40,199	1,613,390	646,799	123,078	8,135,489
26	4,782,537	145,735	2,557,289	58,297	112,712	84,118	3,413,930	119,859	191,369	11,465,846
27	4,746,313	152,596	2,791,287	82,774	105,881	63,541	2,987,990	215,046	146,743	11,292,172
28	2,168,409	42,844	1,093,362	25,205	50,111	25,227	1,452,369	462,411	69,896	5,389,832
29	1,934,128	55,562	1,025,754	31,920	29,891	27,387	1,719,847	160,960	82,768	5,068,216
30	1,851,869	52,665	996,325	21,772	40,794	17,080	1,834,504	2,486	102,828	4,920,323
31	4,899,218	119,605	2,367,724	4,994	87,061	51,386	3,240,719	156,745	189,276	11,116,727
32	893,281	38,492	503,933	10,534	22,145	16,076	591,254	0	22,359	2,098,075
	112,918,679	3,168,603	60,980,637	786,219	2,185,105	1,236,362	64,836,395	7,643,081	3,737,646	257,492,726

Appendix: Fiscal Reports

Criminal Fund Expenditures by Activity
1 July 2018 - 30 June 2019

Description	Circuit Courts	Gen. Dist. Courts	J&DR Courts	Combined Courts	Total
ADMINISTRATIVE IMPOUNDMENT OF MOTOR VEHICLES	0	6,460	0	0	6,460
AGREEMENT ON DETAINERS - OUT-OF-STATE	22,509	9,881	1,162	0	33,552
ATTORNEY IN CRIMINAL COMMITMENT	7,943	570	0	0	8,513
BLOOD TESTS FOR PATERNITY - HLA	210	0	145,255	20,640	166,105
BLOOD WITHDRAWAL/ANALYSIS - ALCOHOL	25	20,700	310	2,015	23,050
BLOOD WITHDRAWAL/ANALYSIS - DRUGS	0	325	0	0	325
COMMIT OF CONVICTED PERSON FOR TREAT FOR DRUG/ALCO	15,300	0	1,800	0	17,100
COMPENSATION OF EXPERTS	562,453	799,874	282,232	105,179	1,749,737
COMPENSATION OF EXPERTS J&DR	0	0	88,422	10,000	98,422
COSTS OF SPECIAL GRAND JURY	121,584	0	0	0	121,584
COUNSEL FOR SPECIAL GRAND JURORS	77,994	0	0	0	77,994
COURT APPOINTED ATTORNEY	37,233,291	17,040,560	10,235,311	4,293,347	68,802,509
COURT APPOINTED ATTORNEY DIST CT CAPITAL MURDER	0	126	0	0	126
COURT APPOINTED ATTORNEY - J&DR COURT	0	0	22,370,218	2,560,635	24,930,852
COURT APPOINTED ATTORNEY-DNA SCIENTIFIC ANALYSIS	2,461	0	0	0	2,461
COURT APPOINTED ATTY - INDIGENT CONVICT	333,733	0	0	0	333,733
COURT REPORTERS - FELONY ONLY	8,441,366	415,178	191,851	84,824	9,133,219
EXPERT WITNESS	465,716	370	43,337	1,250	510,674
EXTRADITION ALLOWANCE	2,286,717	0	0	0	2,286,717
GUARDIAN AD LITEM - PROTECTIVE SERVICES	2,328	0	0	0	2,328
GUARDIANS AND CONSERVATORS	1,043,015	0	0	0	1,043,015
HABEAS CORPUS	55,697	264	0	0	55,961
HABITUAL OFFENDER ADJUDICATION	81,486	4,123	0	240	85,848
IMMEDIATE SANCTION PROBATION	49	0	0	0	49
INDIGENT APPEALS ATTORNEY	1,167,871	0	0	0	1,167,871
INSTALLATION OF PEN REGISTER	93,755	0	0	0	93,755
INTERPRETERS FOR DEAF - CRIMINAL	43,143	81,673	56,417	11,140	192,374
INTERPRETERS FOR DEAF IN CIVIL CASES	23,384	19,965	51,931	5,556	100,836
INTERPRETERS FOR NON-ENGLISH SPEAKERS	593,571	1,443,965	675,756	141,385	2,854,678
INTERPRETERS NON ENGLISH CIVIL 8.01-384.1:1	184,278	230,688	712,924	15,732	1,143,621
JUDICIAL AUTHORIZATION OF TREATMENT & DETENTION	51	0	0	0	51
JURORS	2,288,658	0	0	0	2,288,658
MEDIATION	360	0	1,614,480	91,280	1,706,120
MEDICAL COSTS FOR GATHERING EVIDENCE	1,985,607	340	0	0	1,985,947
MEDICAL COSTS FOR GATHERING EVIDENCE - JUVENILE	0	0	704,453	39,338	743,791
MISCELLANEOUS-NOT OTHERWISE COMPENSABLE	143,390	1,528	2,640	1,434	148,993
OUT-OF-STATE WITNESS	51,460	9,600	7,698	789	69,547
OUT-OF-STATE WITNESS (CRIMINAL)	152,606	21,190	26,335	2,577	202,708
PSYCHIATRIC EXAM - SEXUAL ABNORMALITY	173,037	0	5,981	0	179,018
REPRESENTATION OF RESPONDENT	413	580	120	0	1,113
REVOCATION OF PAROLE	10,873	0	0	0	10,873
SALE OF FORFEITED PROPERTY	2,105	0	0	0	2,105
SEXUALLY VIOLENT PREDATORS	1,862,446	0	0	0	1,862,446
SPECIAL PROSECUTOR	157	0	3,272	0	3,429
TESTING OF CERTAIN PERSONS FOR HIV	0	43	0	0	43
UNATTENDED OR IMMOBILE VEHICLES	225,020	28,090	1,170	195	254,474
WITNESS FOR COMMONWEALTH	297,241	52,076	35,184	2,413	386,914
Total:	60,053,304	20,188,168	37,258,259	7,389,968	124,889,698

Appendix: Fiscal Reports**Indigent Defense Costs
1 July 2018 - 30 June 2019**

Circuit/ District	Court Appointed Counsel Fees and Expenses
01	1,917,971
02	2,494,891
03	1,000,540
04	3,247,291
05	909,122
06	1,976,668
07	1,620,053
08	1,384,578
09	3,657,115
10	2,120,449
11	1,770,238
12	5,179,651
13	3,276,904
14	5,220,352
15	6,269,053
16	4,448,146
17	1,180,288
18	1,147,328
19	4,032,676
20	1,203,181
21	1,078,471
22	2,653,289
23	3,545,886
24	4,185,272
25	2,838,423
26	5,330,271
27	5,283,158
28	2,679,369
29	3,995,676
30	3,844,169
31	4,783,280
32	961,332
Total *	95,235,092

Appendix: Fiscal Reports

INTEGRATED DECISION SUPPORT SYSTEM
CRIMINAL FUND - COMMONWEALTH TOTALS
SUPREME COURT OF VIRGINIA

25-MAR-20

Page 1 of 1

Fiscal Month 12 Fiscal Year 19
June 19

Statute	Ele. TOC	Description	Individuals		Charges		Amount	
			MTD	YTD	MTD	YTD	MTD	YTD
16.1-267	10 B	COURT APPOINTED ATTORNEY - J&DR COURT FELONY - CLASS 2	41	353	53	449	20,308.20	102,164.04
16.1-267	10 C	COURT APPOINTED ATTORNEY - J&DR COURT FELONY - CLASS 3-6	156	2,546	215	3,725	37,059.81	604,939.69
16.1-267	10 G	COURT APPOINTED ATTORNEY - J&DR COURT GUARDIAN AD LITEM	2,803	41,312	3,094	44,965	1,498,460.28	22,377,572.18
16.1-267	10 J	COURT APPOINTED ATTORNEY - J&DR COURT JUVENILE CASE	251	3,256	280	3,805	37,800.03	488,857.11
16.1-267	10 K	COURT APPOINTED ATTORNEY - J&DR COURT MISDEMEANOR IN J&DR	520	6,870	734	9,738	103,097.41	1,357,319.30
16.1-276	11	OUT-OF-STATE WITNESS	0	0	0	0	1,342.12	3,133.07
16.1-361	65 J	COMPENSATION OF EXPERTS J&DR JUVENILE CASE	29	252	0	0	11,600.00	98,421.80
17.1-611	05	WITNESS FOR COMMONWEALTH	2	7	0	0	14,358.06	386,914.42
17.1-612	06	EXPERT WITNESS	21	198	0	0	57,393.68	510,673.54
17.1-618	07	JURORS	0	0	0	0	119,538.36	2,288,657.63
18.2-254	83	COMMIT OF CONVICTED PERSON FOR TREAT FOR DRUG/ALCO	1	57	0	0	300.00	17,100.00
18.2-268.8	09	BLOOD WITHDRAWAL/ANALYSIS - DRUGS	0	13	0	0	0.00	325.00
18.2-268.8	12	BLOOD WITHDRAWAL/ANALYSIS - ALCOHOL	37	961	0	0	880.00	23,050.00
18.2-62	52	TESTING OF CERTAIN PERSONS FOR HIV	0	1	0	0	0.00	42.77
19.2-112	43	EXTRADITION ALLOWANCE	225	2,631	0	0	191,931.04	2,286,716.96
19.2-152.12	78	REPRESENTATION OF RESPONDENT	0	8	0	0	0.00	1,112.90
19.2-163	14 A	COURT APPOINTED ATTORNEY CAPITAL MURDER	2	41	2	41	172,871.38	3,329,472.53
19.2-163	14 B	COURT APPOINTED ATTORNEY FELONY - CLASS 2	410	6,447	575	8,662	657,700.59	10,519,745.70
19.2-163	14 C	COURT APPOINTED ATTORNEY FELONY - CLASS 3-6	3,073	47,916	4,164	65,001	1,900,774.93	29,360,883.00
19.2-163	14 D	COURT APPOINTED ATTORNEY CHILD DEPENDENCY	1,216	17,485	1,314	19,185	223,689.47	3,227,824.40
19.2-163	14 F	COURT APPOINTED ATTORNEY FELONY IN DIST COURT	784	15,694	1,123	22,681	134,829.88	2,738,048.25
19.2-163	14 G	COURT APPOINTED ATTORNEY GUARDIAN AD LITEM	584	8,807	654	9,899	165,691.07	2,584,852.57
19.2-163	14 H	COURT APPOINTED ATTORNEY FELONY IN J&DR COURT	82	1,763	124	2,629	15,195.64	326,299.91
19.2-163	14 K	COURT APPOINTED ATTORNEY MISDEMEANOR IN J&DR	1,463	22,893	2,020	31,267	266,546.12	4,035,905.06
19.2-163	14 M	COURT APPOINTED ATTORNEY MISDEMEANOR CIR/DST	3,284	59,863	4,548	83,268	605,002.40	11,015,228.31
19.2-163	14 N	COURT APPOINTED ATTORNEY JUVENILE APPEAL	185	2,581	239	3,330	118,702.67	1,662,158.73
19.2-163	48 A	COURT APPOINTED ATTORNEY DIST CT CAPITAL MURDER	0	1	0	1	0.00	126.00
19.2-164	15	INTERPRETERS FOR NON-ENGLISH SPEAKERS	5,840	38,233	0	0	244,411.66	2,855,156.71
19.2-164.1	16	INTERPRETERS FOR DEAF - CRIMINAL	31	677	0	0	11,005.29	192,601.16
19.2-165.1	08 J	MEDICAL COSTS FOR GATHERING EVIDENCE - JUVENILE JUVENILE CASE	48	420	0	0	99,127.27	743,791.12
19.2-165.1	17	MEDICAL COSTS FOR GATHERING EVIDENCE	82	858	0	0	216,970.00	1,985,947.11
19.2-166	18	COURT REPORTERS - FELONY ONLY	10,396	165,994	0	0	560,274.93	9,133,218.56
19.2-175	20	COMPENSATION OF EXPERTS	206	3,348	0	0	116,092.80	1,749,736.57
19.2-182	21	ATTORNEY IN CRIMINAL COMMITMENT	5	57	0	0	1,143.25	8,513.05
19.2-211	22	COUNSEL FOR SPECIAL GRAND JURORS	0	26	0	0	1,958.00	77,994.13
19.2-215	23	COSTS OF SPECIAL GRAND JURY	1	31	0	0	6,332.57	121,583.94
19.2-301	13	PSYCHIATRIC EXAM - SEXUAL ABNORMALITY	23	296	0	0	13,962.40	179,018.48
19.2-303.5	76	IMMEDIATE SANCTION PROBATION	0	0	0	0	0.00	49.05
19.2-326	25	INDIGENT APPEALS ATTORNEY	72	1,295	72	1,302	56,558.34	1,167,871.12
19.2-327.1	92	COURT APPOINTED ATTORNEY-DNA SCIENTIFIC ANALYSIS	0	3	0	0	0.00	2,461.45
19.2-329	27	OUT-OF-STATE WITNESS	1	2	0	0	1,543.89	66,414.24
19.2-330	24	OUT-OF-STATE WITNESS (CRIMINAL)	9	81	0	0	7,078.74	202,708.09
19.2-332	28	MISCELLANEOUS-NOT OTHERWISE COMPENSABLE	19	85	0	0	39,867.38	148,992.71
19.2-332	77	SPECIAL PROSECUTOR	0	3	0	0	0.00	3,428.76
19.2-386.12	55	SALE OF FORFEITED PROPERTY	1	6	0	0	149.40	2,105.40
19.2-70.2	47	INSTALLATION OF PEN REGISTER	5	108	0	0	4,337.00	93,755.20
20-124.4	64	MEDIATION	971	14,264	0	0	116,760.00	1,706,120.00
20-49.3	31	BLOOD TESTS FOR PATERNITY - HLA	114	2,360	0	0	7,630.00	166,105.00
37.2-1101	02	JUDICIAL AUTHORIZATION OF TREATMENT & DETENTION	0	1	0	0	0.00	50.95
37.2-906/7	49	SEXUALLY VIOLENT PREDATORS	49	653	21	309	121,049.75	1,862,445.88
46.2-1209	33	UNATTENDED OR IMMOBILE VEHICLES	84	1,154	0	0	20,157.00	254,474.04
46.2-301.1	58	ADMINISTRATIVE IMPOUNDMENT OF MOTOR VEHICLES	1	7	0	0	421.00	6,460.00
53.1-165	57	REVOCAION OF PAROLE	1	9	0	0	765.00	10,872.73
53.1-210	40	AGREEMENT ON DETAINERS - OUT-OF-STATE	0	4	0	0	0.00	33,552.22
53.1-40	36	COURT APPOINTED ATTY - INDIGENT CONVICT	612	4,600	0	0	32,697.12	333,733.16
63.2-1203	66	COURT APPOINTED ATTORNEY	0	12	0	0	0.00	2,090.47
63.2-1609	42	GUARDIAN AD LITEM - PROTECTIVE SERVICES	1	4	0	0	385.00	2,327.50
64.2-2008	32	GUARDIANS AND CONSERVATORS	141	1,691	0	0	90,237.67	1,043,015.48
8.01-384.1	01	INTERPRETERS FOR DEAF IN CIVIL CASES	22	357	0	0	8,113.23	100,835.61
8.01-384.1:1	60	INTERPRETERS NON ENGLISH CIVIL 8.01-384.1:1	1,465	11,024	0	0	100,169.77	1,143,621.32
8.01-9	62 G	HABITUAL OFFENDER ADJUDICATION GUARDIAN AD LITEM	8	135	8	138	5,425.44	85,848.02
APPROP ACT	99	HABEAS CORPUS	0	14	0	0	0.00	55,960.50
		OTHER CF EXPENDITURES	0	2	0	0	0.00	1,052.84
GRAND TOTAL:			35,377	489,770	19,240	310,395	8,239,697.04	124,891,457.44

